



**Count on it.**

**Parts Catalog**

**TX 525**

**Compact Utility Loader**

Model No. 22333—Serial No. 28000001 and Up



# Ordering Replacement Parts

To order replacement parts, please supply the part number, the quantity, and the description of each part desired.

## Understanding Reference Numbers

Each identified part in an illustration has a reference number. The reference number for a part also appears in the parts list, along with other information about the part.

This catalog uses two special reference number formats, one to indicate parts in a service assembly and another to indicate the quantity of a given part in an illustration.

## Service Assembly Reference Numbers

Parts in service assemblies have reference numbers in the form a:b. The a represents the reference number of the entire service assembly and the b represents a sequential number unique to each part within the service assembly.

For example, a wheel assembly might be identified by reference number 6, the tire by 6:1, the valve by 6:2, and the wheel by 6:3. When you order the assembly identified by reference number 6, you receive all parts identified by reference numbers 6:1, 6:2, and 6:3. However, you may also order any part individually. Reference numbers of this type appear in illustration and in parts lists.

## Reference Numbers Indicating Quantity

In an illustration, if a reference number indicates more than one part, the reference number has the form nX y. The n represents the quantity of the part, the X is the multiplication symbol, and the y represents the reference number.

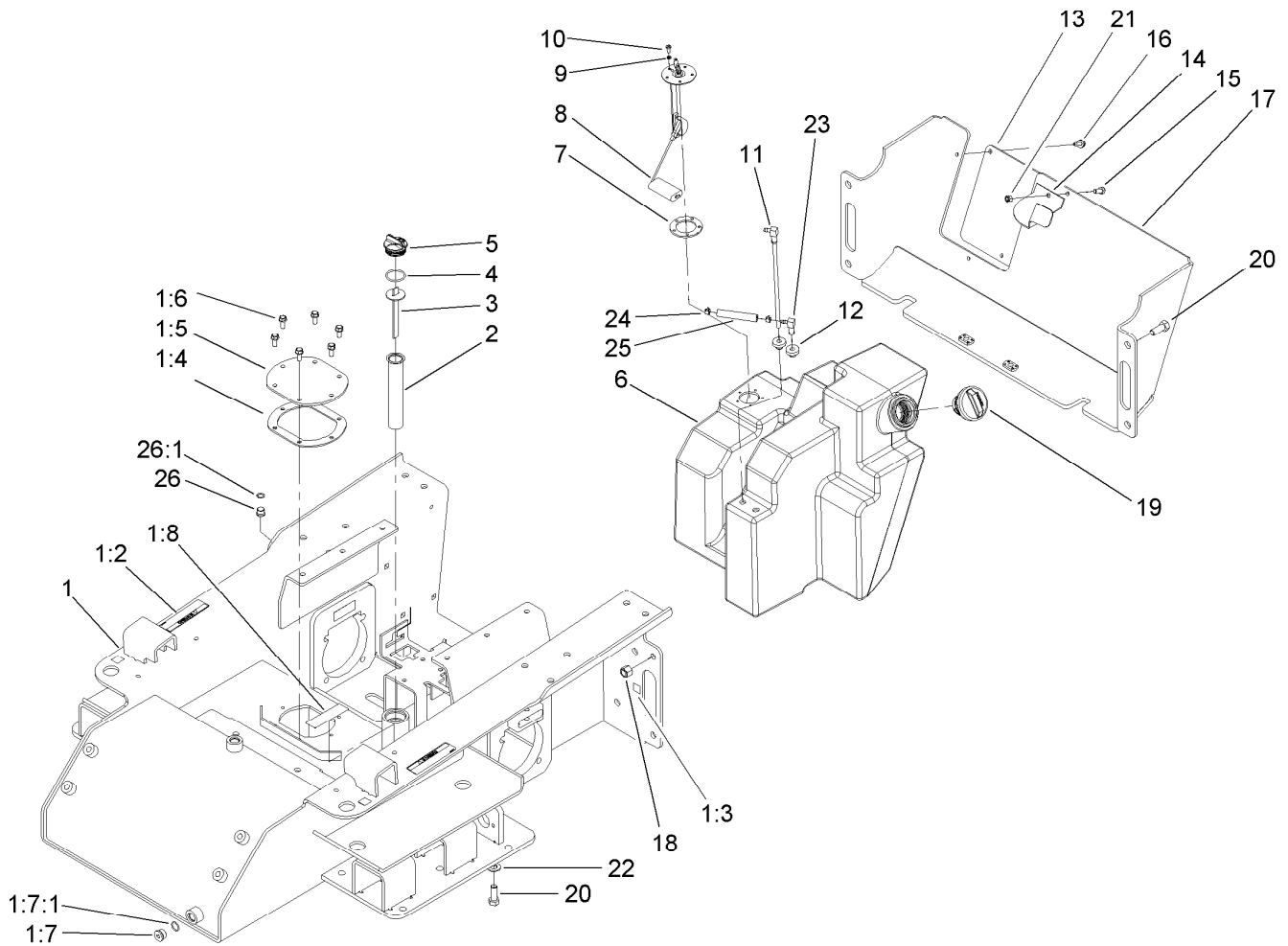
For example, in an illustration, the reference number 2X 37 means that two of the parts identified by reference number 37 are indicated.

# Contents

Main Frame and Fuel Tank Assembly	5
Track and Traction Assembly	6
Parking Brake Assembly	7
Loader Tower, Fuel Pump and Drive Assembly	8
Filter / Water Separator Assembly No. 63-7650	9
Traction Hydraulic Assembly	10
Hydraulic Pump Assembly No. 106-9590 and 106-9591	11
Hydraulic Motor Assembly No. 106-7654	12
Radiator and Air Cleaner Assembly	13
Air Cleaner Assembly No. 99-3160	14
Engine and Pump Assembly	15
Hydraulic Pump Assembly No. 106-9589	17
Traction Control Assembly	18
Principal Hydraulic Assembly	19
Two Spool Valve Assembly No. 106-9307	21
One Spool Valve Assembly No. 104-2831	22
Loader Arm Assembly	23
Loader Arm Hydraulic Assembly	24
Left Hand Hydraulic Lift Cylinder Assembly No. 104-6267	25
Right Hand Hydraulic Lift Cylinder Assembly No. 104-6269	26
Hydraulic Cylinder Assembly No. 105-8370	27
Quick Attach Assembly	28
Electrical System Assembly	29
Hood Assembly	30
Rear Access Cover Assembly	31
Control Panel Assembly	32
Grill Assembly	33
Crankcase Assembly	34
Oil Pan Assembly	35
Cylinder Head Assembly	36
Gear Case Assembly	37
Head Cover Assembly	38
Oil Pump and Dipstick Assembly	39
Main Bearing Case Assembly	40
Cam Shaft and Idle Gear Assembly	41
Piston and Crankshaft Assembly	42
Flywheel, Fuel Camshaft and Governor Shaft Assembly	43
Idle Apparatus and Stop Solenoid Assembly	44
Injection Pump and Governor Assembly	45
Speed Control Plate Assembly	46
Nozzle Holder and Glow Plug Assembly	47
Nozzle Holder and Components	48
Fuel Pump and Filter Assembly	50
Fuel Cover, Alternator and Pulley Assembly	51
Alternator Components	52
Starter Assembly	53
Starter Components	54
Oil Switch and Thermometer	55
Water Flange, Thermostat and Water Pump Assembly	56
Water Pipe Assembly	57
Fan Assembly	58
Valve and Rocker Arm Assembly	59
Inlet Manifold Assembly	60
Exhaust Manifold Assembly	61

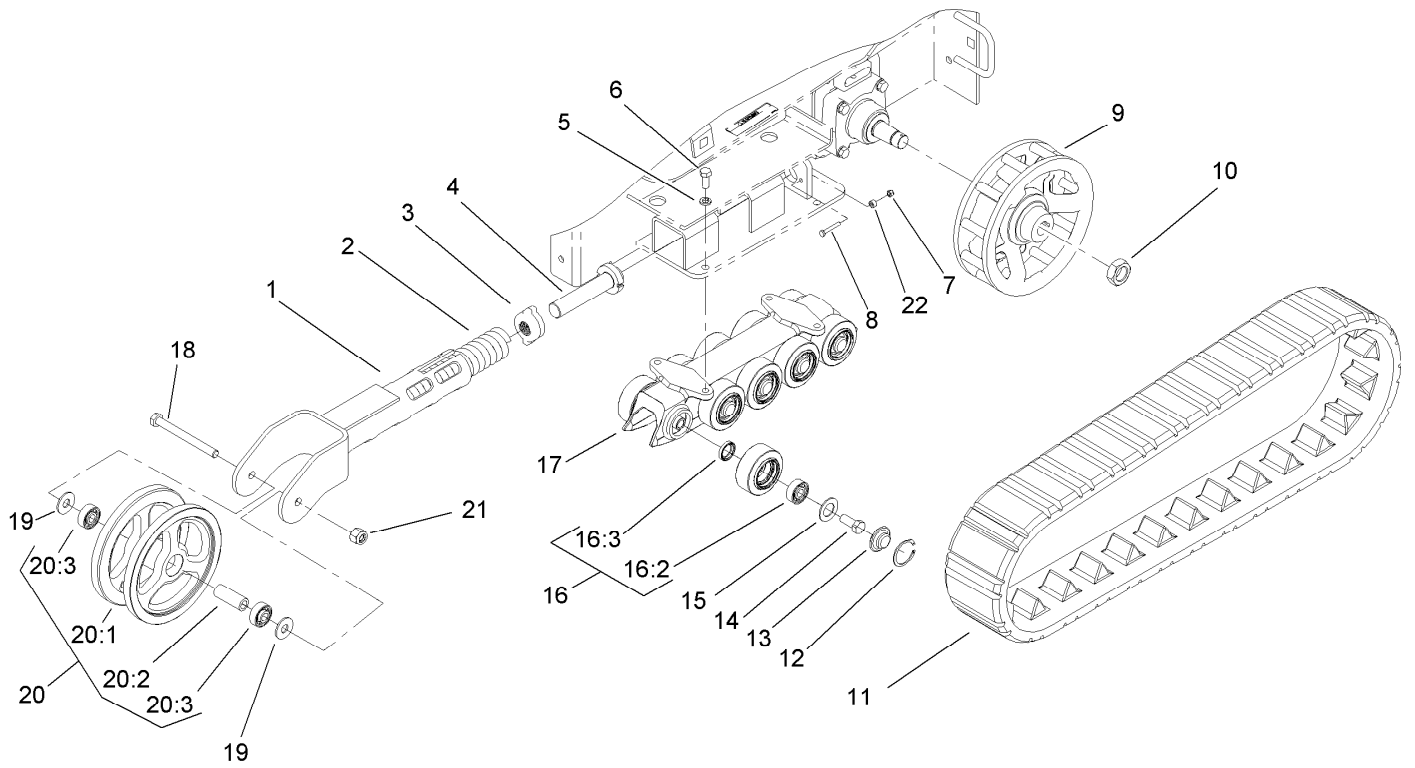
# Contents (continued)

Gasket Kits and Operator Manual ..... 62  
Attachments and Accessories ..... 63



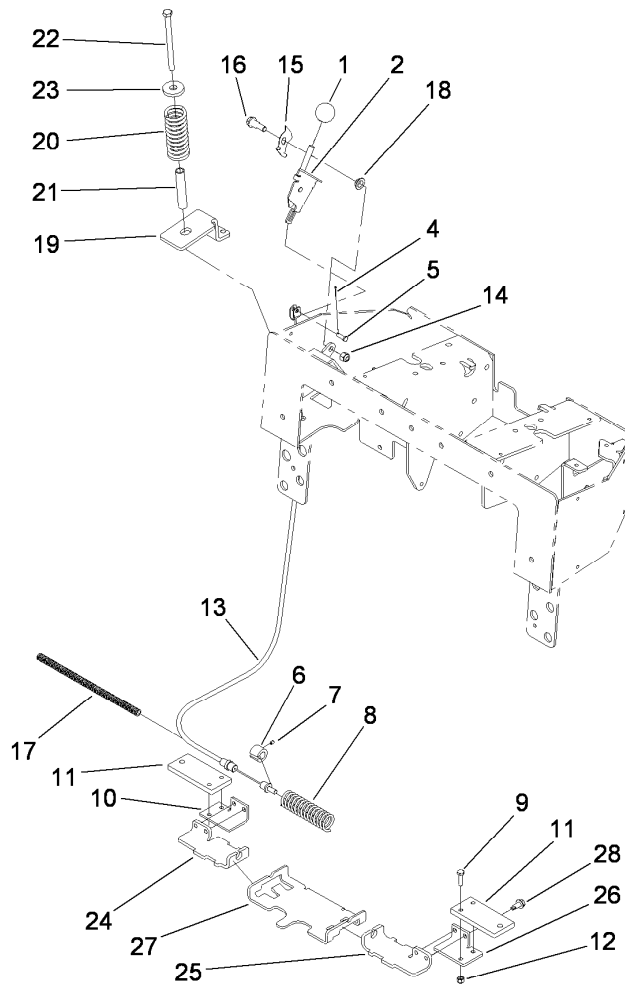
## Main Frame and Fuel Tank Assembly

Ref.	Part Number	Qty.	Description	Ref.	Part Number	Qty.	Description
1	115-0755	1	Chassis ASM	11	98-0185	1	Pipe-Stand
1:2	100-8821	2	Decal-Warning, Pinch	12	46-6560	2	Bushing
1:3	93-9084	4	Decal-Point, Lift	13	108-6267-01	1	Panel-Rear
1:4	107-3557	1	Gasket-Cover, Access	14	108-6273-01	1	Clamp-Tank, Fuel
1:5	108-6297-01	1	Cover-Tank	15	322-3	1	Screw-HH
1:6	98-9940	6	Screw-HHF	16	32144-11	3	Screw-HWH
1:7	353-988	2	Plug-Hex	17	106-9559-01	1	Rear Chassis ASM
1:7:1	237-79	1	O-Ring	18	3296-23	4	Nut-Lock, NI
1:8	93-6686	1	Decal-Oil, HYD	19	107-2172	1	Cap-Diesel
2	61-2790	1	Filter-Screen	20	325-5	6	Screw-HH
3	100-2097	1	Dipstick-Oil	21	3296-29	1	Nut-Lock, NI
4	237-123	1	O-Ring	22	3256-26	2	Washer-Flat
5	93-7498	1	Plug-Plastic	23	104-5228	1	Fitting-Elbow, 90 DEG
6	108-6264	1	Tank-Fuel, Diesel	24	2412-80	2	Clamp-Hose
7	113372	1	Gasket-Sender, Fuel	25	108-6344	1	Hose-Fuel
8	100-1298	1	Sender-Fuel	26	353-989	1	Plug-Hex, Hollow
9	3253-17	5	Washer-Lock	26:1	237-42	1	O-Ring
10	3250-31	5	Screw-PPH				



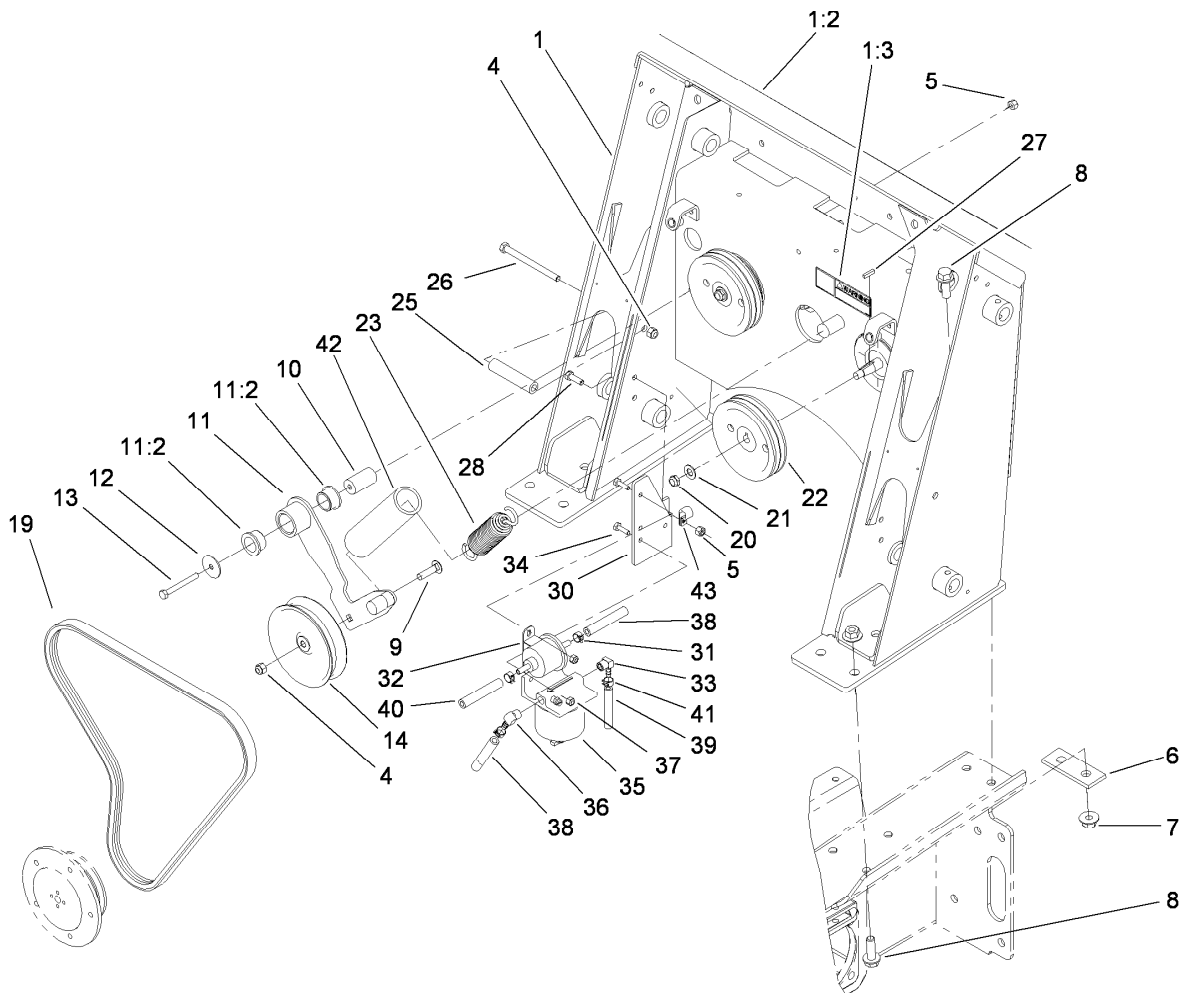
## Track and Traction Assembly

<b>Ref.</b>	<b>Part Number</b>	<b>Qty.</b>	<b>Description</b>	<b>Ref.</b>	<b>Part Number</b>	<b>Qty.</b>	<b>Description</b>
1	108-4691-03	2	Arm-Tensioner	15	106-7585	20	Gasket-Bogie
2	95-3624	2	Spring-Compression	16	106-7621	20	Road Wheel ASM
3	108-4664	2	Block-Tensioner	16:2	93-4237	1	Bearing
4	98-9846	2	Bolt-Tensioner	16:3	253-118	1	Seal-Oil
5	3253-7	8	Washer-Lock	17	106-7590-03	2	Guide-Track
6	325-5	8	Screw-HH	18	327-17	2	Screw-HH
7	32128-32	2	Nut-HHF	19	3256-7	4	Washer-Flat
8	321-37	2	Screw-HH	20	104-5745	2	Tensioner Wheel ASM
9	108-5643-03	2	Wheel-Drive	20:1	104-5747-03	1	Wheel-Tensioner
10	107-9319	2	Nut-Hex	20:2	98-9835	1	Spacer-Wheel, Tensioner
11	98-9800	2	Track	20:3	93-4237	2	Bearing
12	106-7595	20	Ring-Snap, Internal	21	3296-24	2	Nut-Hex
13	106-7557	20	Cap-Wheel, Bearing	22	98-4799	2	Spacer
14	327-4	20	Screw-HH				



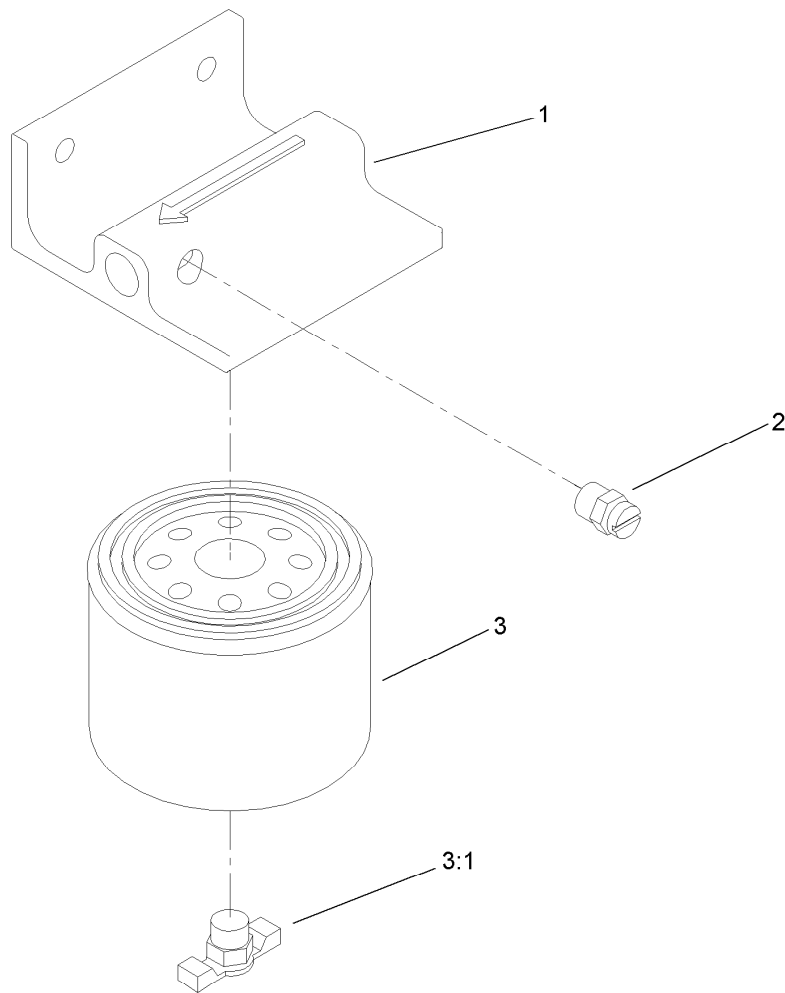
## Parking Brake Assembly

<i>Ref.</i>	<i>Part Number</i>	<i>Qty.</i>	<i>Description</i>	<i>Ref.</i>	<i>Part Number</i>	<i>Qty.</i>	<i>Description</i>
1	233-21	1	Knob	16	94-6177	1	Bolt-Shoulder
2	112-2694-03	1	Handle-Brake	17	100-4697	1	Tube-Convoluted
4	3272-1	1	Pin-Cotter	18	93-2368	1	Bushing-Flange
5	283-67	1	Pin-Clevis	19	114-1253	1	Bracket-Cable, Spring
6	100-6274	2	Tube-Guide	20	114-1254	1	Spring-Compression
7	3245-20	2	Screw-Set	21	114-1255	1	Spacer-Spring
8	100-1678	1	Spring	22	323-21	1	Screw-HH
9	321-6	4	Screw-HH	23	98-0691	1	Washer-Hardened
10	112-2789-03	1	Bar-Link, Brake RH	24	112-2788-03	1	Bracket-Mounting, Brake RH
11	112-2735-03	2	Plate-Brake	25	112-2733-03	1	Bracket-Mounting, Brake LH
12	3296-42	4	Nut-Lock, NI	26	112-2734-03	1	Bar-Link, Brake LH
13	112-2791	1	Cable-Brake	27	110-0224-03	1	Support-Bar, Brake
14	3296-39	2	Nut-Lock, NI	28	32104-32	4	Screw-HWH
15	112-2695	1	Spring-Leaf				



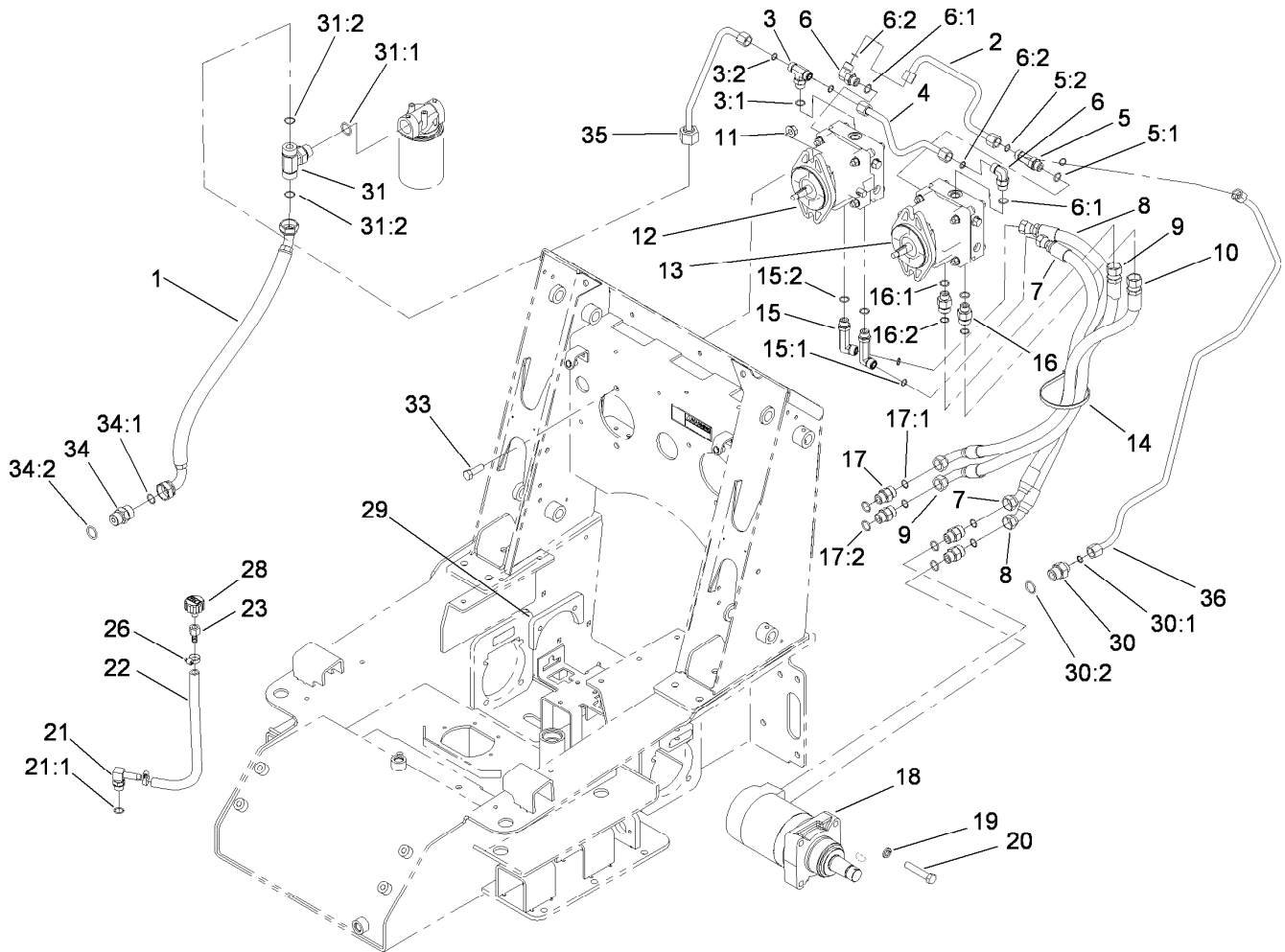
## Loader Tower, Fuel Pump and Drive Assembly

<i>Ref.</i>	<i>Part Number</i>	<i>Qty.</i>	<i>Description</i>	<i>Ref.</i>	<i>Part Number</i>	<i>Qty.</i>	<i>Description</i>
1	115-0762	1	Loader Tower ASM	23	105-0383	1	Spring-Extension
1:2	112-2540	1	Decal-Panel, Control	25	100-1271	2	Tube-Spacer
1:3	93-7814	1	Decal-Danger	26	323-23	2	Screw-HH
4	3296-39	3	Nut-Lock, NI	27	3-6168	2	Key
5	3296-29	3	Nut-Lock, NI	28	322-5	2	Screw-HH
6	100-6123-01	2	Plate-Stiffener	30	108-6321-01	1	Bracket-Pump, Fuel
7	32128-52	10	Nut-Lock, Flange	31	92-2379	4	Clamp-Hose
8	100-6116	10	Screw-HHF	32	107-0122	1	Pump-Fuel, Electric
9	3231-26	1	Screw-CARR	33	304-96	1	Elbow
10	104-5739	1	Spacer-Mounting	34	321-5	4	Screw-HH
11	112-2411	1	Idler Arm ASM	35	63-7650	1	Separator-Filter / Water
11:2	256-132	2	Bushing-Flange	36	353-781	1	Fitting-HYD, 90
12	3256-68	1	Washer-Flat	37	3296-42	4	Nut-Lock, NI
13	322-13	1	Screw-HH	38	110-4110	1	Hose-Fuel
14	95-3707	1	Pulley-Idler	39	1-543526	1	Hose-Fuel
19	108-6262	1	V-Belt	40	108-3283	1	Hose-Fuel
20	3296-38	2	Nut-Lock, NI	41	2412-98	2	Clamp-Hose
21	3256-25	2	Washer-Flat	42	112-2409	1	Retainer-Spring
22	106-5710-03	2	Pulley	43	2412-73	1	Clamp-R



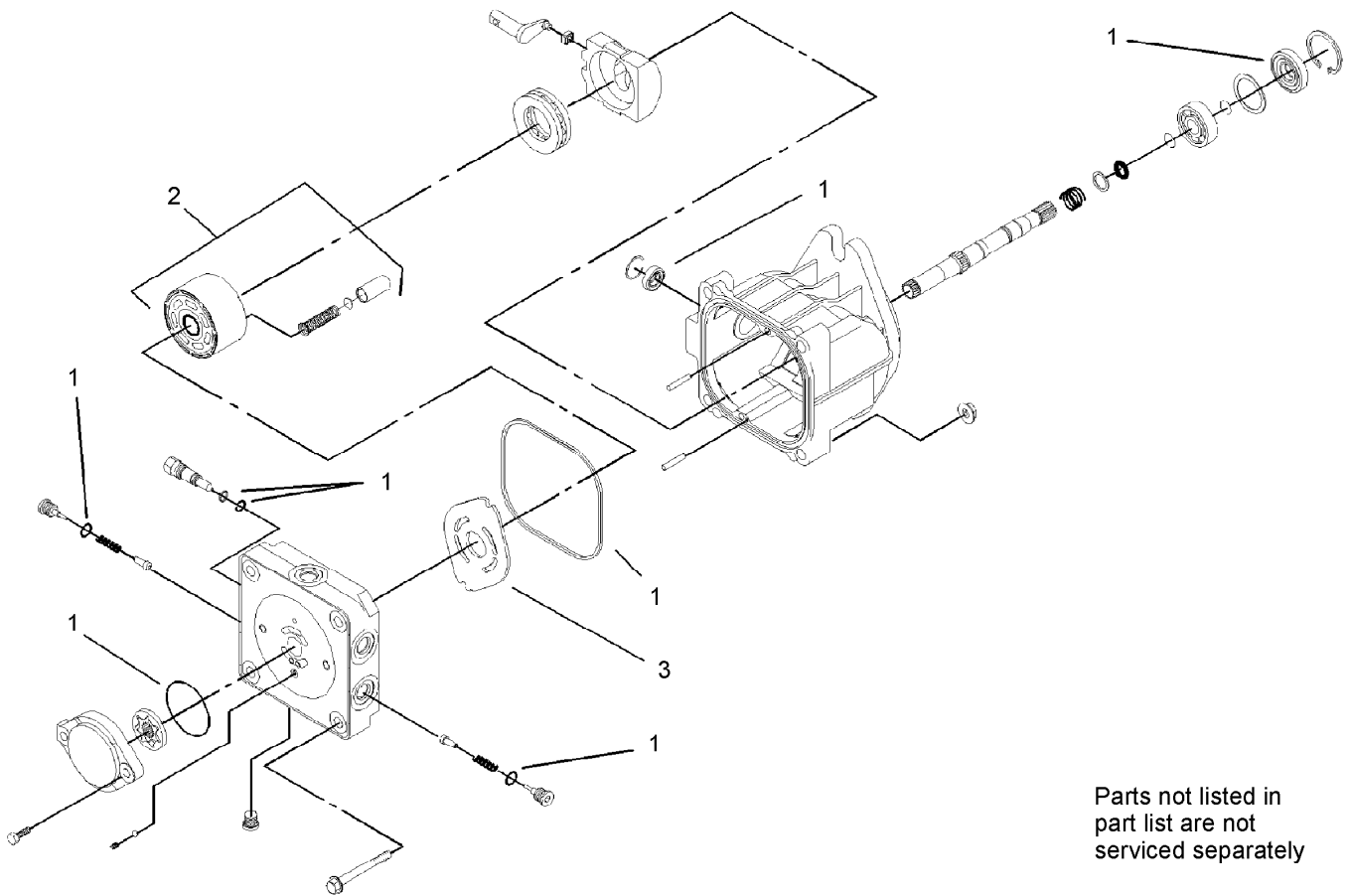
## Filter / Water Separator Assembly No. 63-7650

<i>Ref.</i>	<i>Part Number</i>	<i>Qty.</i>	<i>Description</i>
1	63-8280	1	Head ASM
2	63-8290	1	Vent-Air
3	63-8300	1	Element-Spin On
3:1	63-8310	1	Valve-Drain



## Traction Hydraulic Assembly

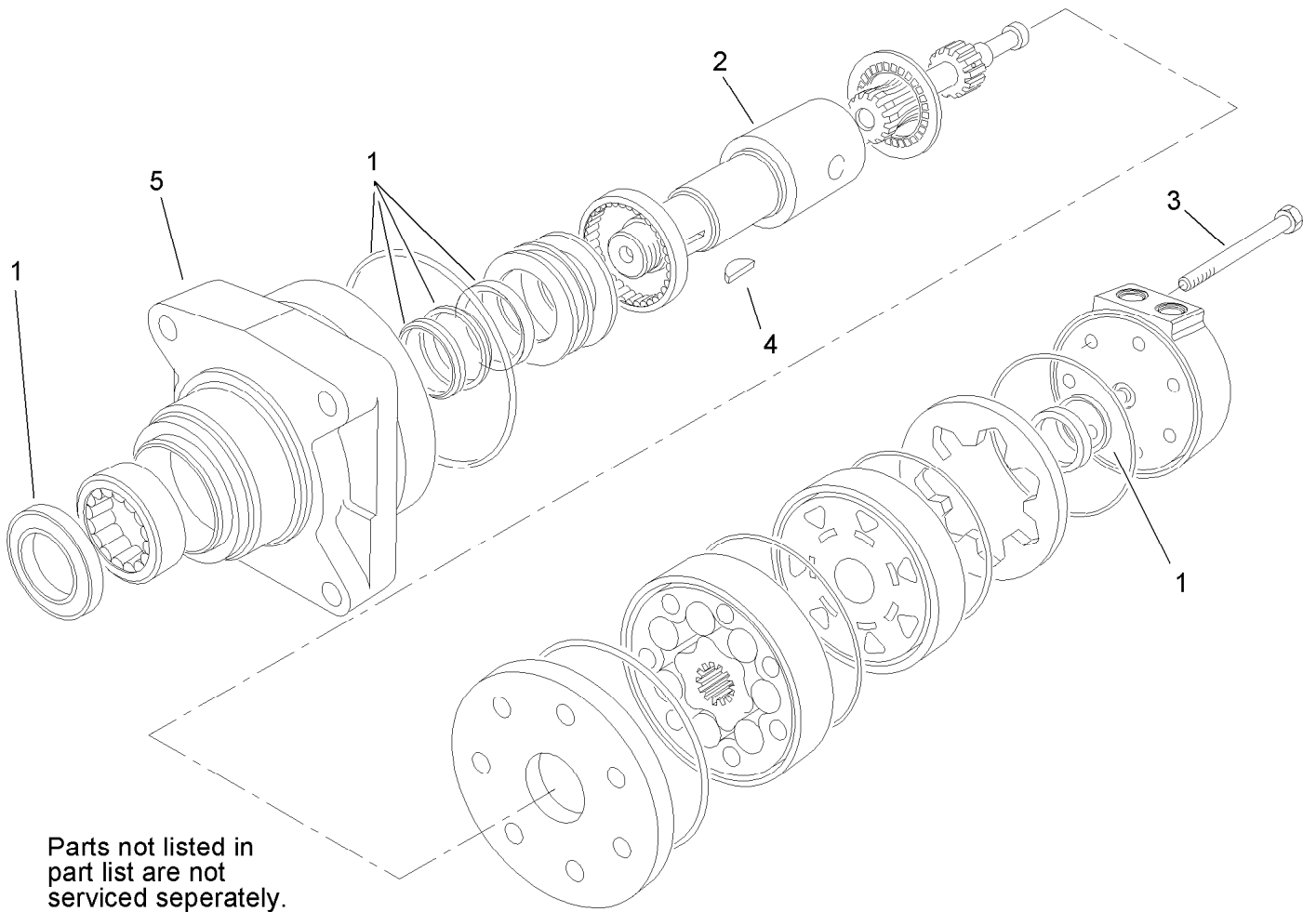
Ref.	Part Number	Qty.	Description	Ref.	Part Number	Qty.	Description
1	112-2562	1	Hose-HYD	17	340-7	4	Fitting-Straight
2	98-0200	1	Tube-HYD	17:1	237-65	1	O-Ring
3	340-157	1	Fitting-HYD, Tee	17:2	237-80	1	O-Ring
3:1	237-79	1	O-Ring	18	106-7654	2	HYD Motor ASM
3:2	237-30	2	O-Ring	19	3253-7	8	Washer-Lock
4	106-9330	1	Tube-HYD	20	325-12	8	Screw-HH
5	340-109	1	Fitting-Tee	21	354-120	1	Fitting-Elbow, 90
5:1	237-79	1	O-Ring	21:1	237-79	1	O-Ring
5:2	237-30	2	O-Ring	22	103-1964	1	Hose-Drain, Oil
6	340-98	2	Fitting-Elbow, 90 DEG	23	354-94	1	Fitting-Female, Barbed
6:1	237-79	1	O-Ring	26	2412-36	2	Clamp-Hose
6:2	237-30	1	O-Ring	28	68-6150	1	Breather
7	107-3631	1	Hose-HYD	29	98-2763-03	2	Plate-Mounting
8	107-3632	1	Hose-HYD	30	100-4240	1	Fitting-STR
9	108-6348	1	HYD Hose ASM	30:1	237-30	1	O-Ring
10	112-2441	1	HYD Hose ASM	30:2	237-81	1	O-Ring
11	32128-52	4	Nut-Lock, Flange	31	100-4836	1	Fitting-Tee
12	106-9590	1	Pump-HYD, RH	31:1	237-81	1	O-Ring
13	106-9591	1	Pump-HYD, LH	31:2	237-58	2	O-Ring
14	3334-945	1	Tie-Cable	33	325-6	4	Screw-HH
15	99-6160	2	Fitting-Elbow, 90 Long	34	108-6306	1	Valve-Check, HYD
15:1	237-30	1	O-Ring	34:1	237-30	1	O-Ring
15:2	237-79	1	O-Ring	34:2	237-81	1	O-Ring
16	340-155	2	Fitting-Straight	35	107-3634	1	Tube-HYD
16:1	237-79	1	O-Ring	36	107-3633	1	Tube-HYD
16:2	237-151	1	O-Ring				



Parts not listed in  
part list are not  
serviced separately

## Hydraulic Pump Assembly No. 106-9590 and 106-9591

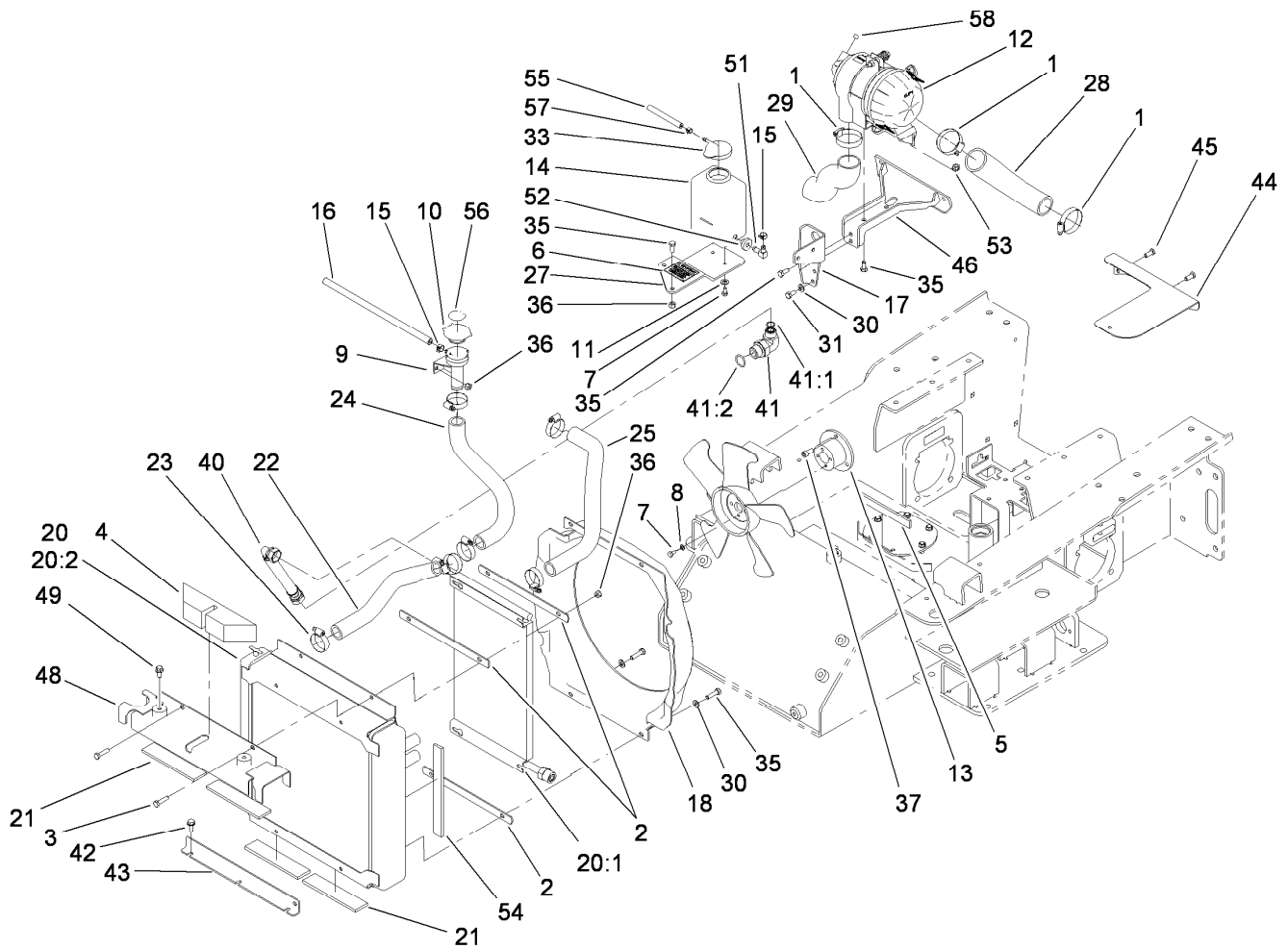
<i>Ref.</i>	<i>Part Number</i>	<i>Qty.</i>	<i>Description</i>
1	100-6110	1	Overhaul Seal Kit
2	94-1913	1	Cylinder Block ASM
3	100-6112	1	Plate-Valve



Parts not listed in  
part list are not  
serviced seperately.

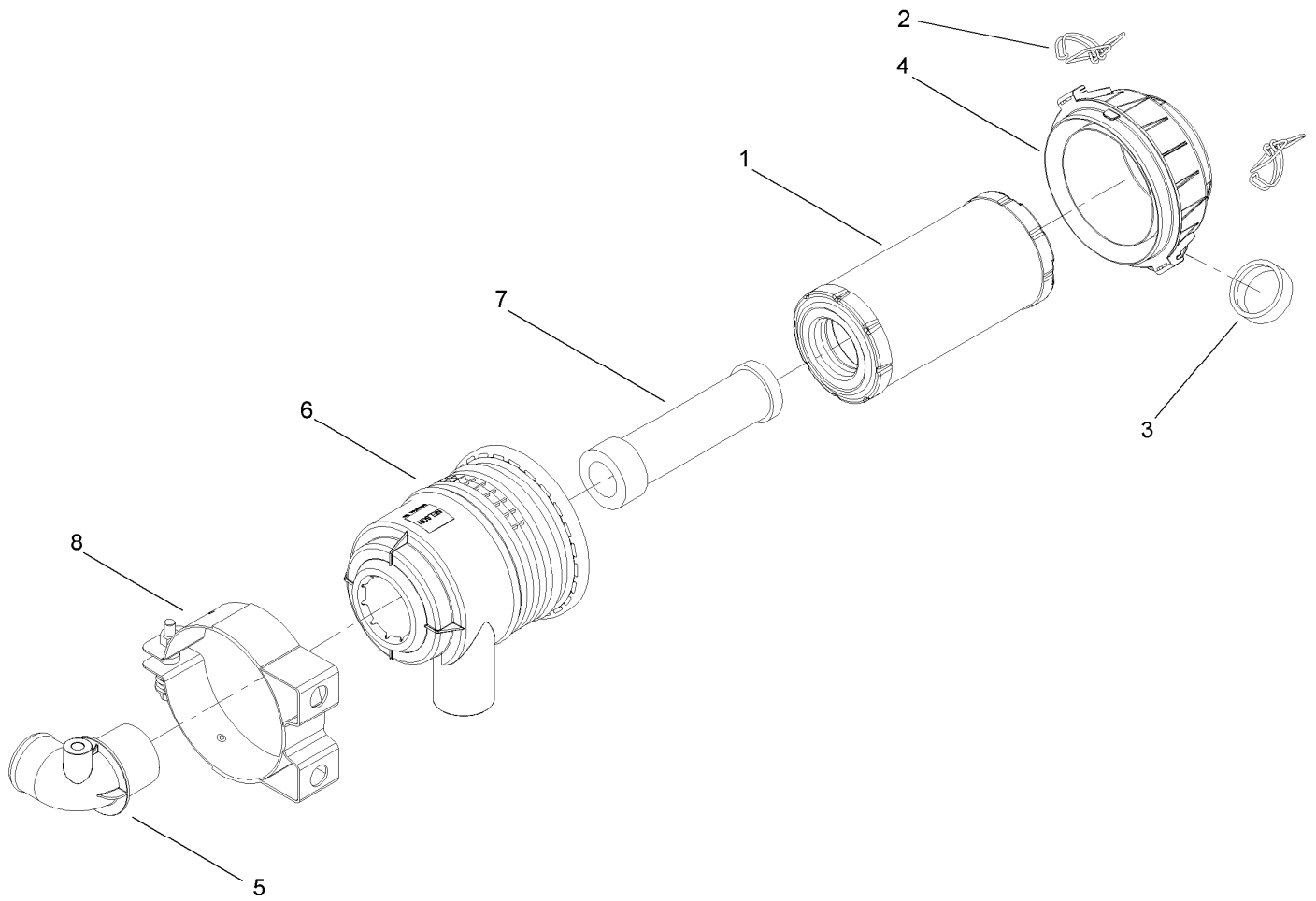
## Hydraulic Motor Assembly No. 106-7654

<i>Ref.</i>	<i>Part Number</i>	<i>Qty.</i>	<i>Description</i>
1	100-6131	1	Seal Kit
2	106-7645	1	Coupling-Shaft
3	100-4241	7	Screw-HH
4	3257-42	1	Key-Woodruff
5	108-5634	1	Motor Housing ASM



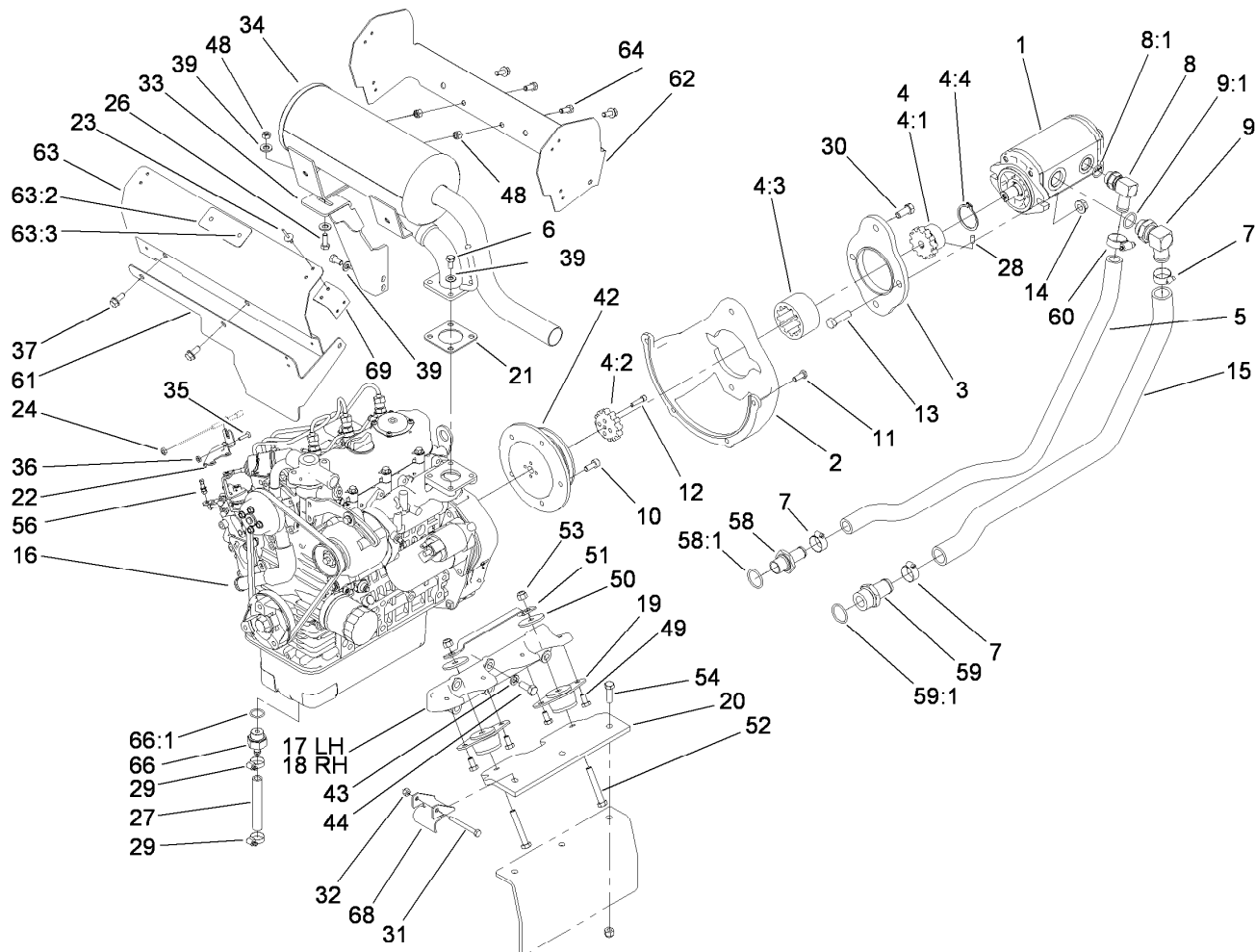
## Radiator and Air Cleaner Assembly

Ref.	Part Number	Qty.	Description	Ref.	Part Number	Qty.	Description
1	2412-92	3	Clamp-Hose	28	108-6336	1	Hose-Air, Inlet
2	108-6395-03	3	Plate-Backing	29	112-2431	1	Hose-Air
3	322-6	4	Screw-HH	30	3256-23	4	Washer-Plain
4	108-6372	1	Seal-Foam	31	99-5132	2	Bolt
5	112-2466	1	Pad-Rubber	33	1-643164	1	Cap-Tank, Overflow
6	93-9404	1	Decal-Only, Coolant	35	322-3	8	Screw-HH
7	321-2	6	Screw-HH	36	3296-29	8	Nut-Lock, NI
8	3253-3	4	Washer-Lock	37	108-6343	3	Screw-HSH,Lock
9	108-6312	1	Tube-Filler, Radiator	40	112-2442	1	Hose-HYD
10	93-5957	1	Cap-Radiator	41	340-139	1	Fitting-Elbow 90
11	3256-22	2	Washer-Flat	41:1	237-81	1	O-Ring
12	99-3160	1	Air Cleaner ASM	41:2	237-65	1	O-Ring
13	108-6207-03	1	Spacer-Fan, Mount	42	32144-11	3	Screw-HWH
14	1-643163	1	Tank-Overflow	43	108-6397-03	1	Mount-Radiator
15	92-2379	2	Clamp-Hose	44	108-6362	1	Plate-Baffle, Starter
16	110-4110	1	Hose-Fuel	45	33114-020	2	Screw-HH
17	107-3645-03	1	Mount-Filter, Air	46	108-6390-03	1	Bracket ASM
18	108-6347	1	Shroud-Fan	48	112-2440-03	1	Bracket-Radiator
20	106-9596	1	Radiator And Oil Cooler ASM	49	3234-12	2	Screw-HHF
20:1	106-9597	1	Cooler-Oil, HYD	51	46-6550	1	Fitting-Elbow, 90 DEG
20:2	106-9595	1	Radiator	52	46-6560	1	Bushing
21	112-2401	4	Pad-Rubber	53	32128-20	2	Nut-HF
22	108-6309	1	Hose-Radiator	54	112-2529	2	Foam-Seal
23	2412-34	6	Clamp-Hose	55	108-6344	1	Hose-Fuel
24	108-6310	1	Hose-Radiator	56	106-6755	1	Decal-Cap, Radiator
25	112-2459	1	Hose-Radiator, Lower	57	2412-80	1	Clamp-Hose
27	112-2458-03	1	Bracket-Tank, Overflow	58	285-17	1	Plug-Pipe



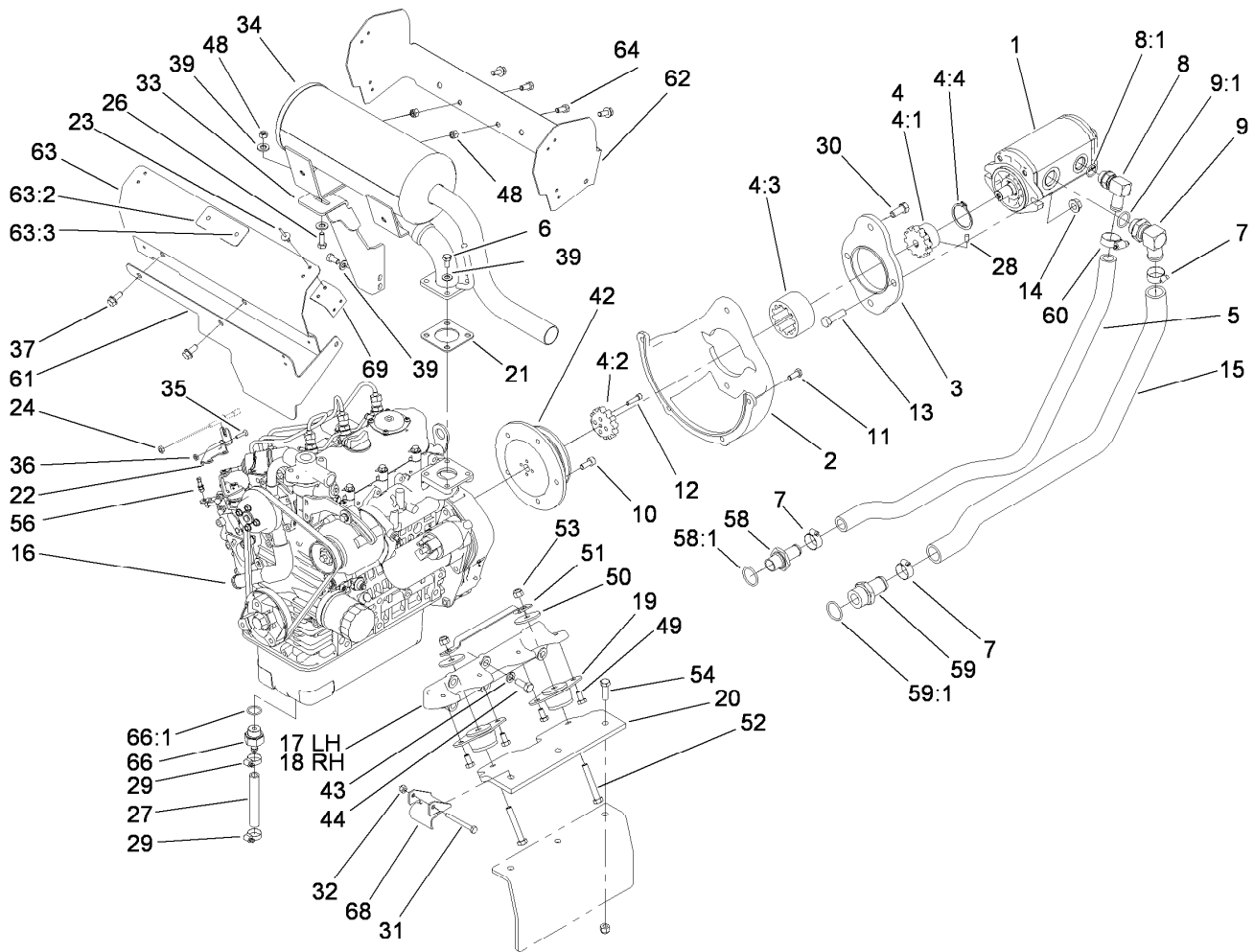
## Air Cleaner Assembly No. 99-3160

<i>Ref.</i>	<i>Part Number</i>	<i>Qty.</i>	<i>Description</i>
1	99-3173	1	Element-Filter, Air
2	99-3174	2	Clip-Cleaner, Air
3	99-3175	1	Valve-Ejector, Dust
4	99-3176	1	Cover
5	99-3183	1	Tube ASM
6	99-3184	1	Housing
7	99-3198	1	Filter-Safety
8	99-3197	1	Mounting Bracket ASM



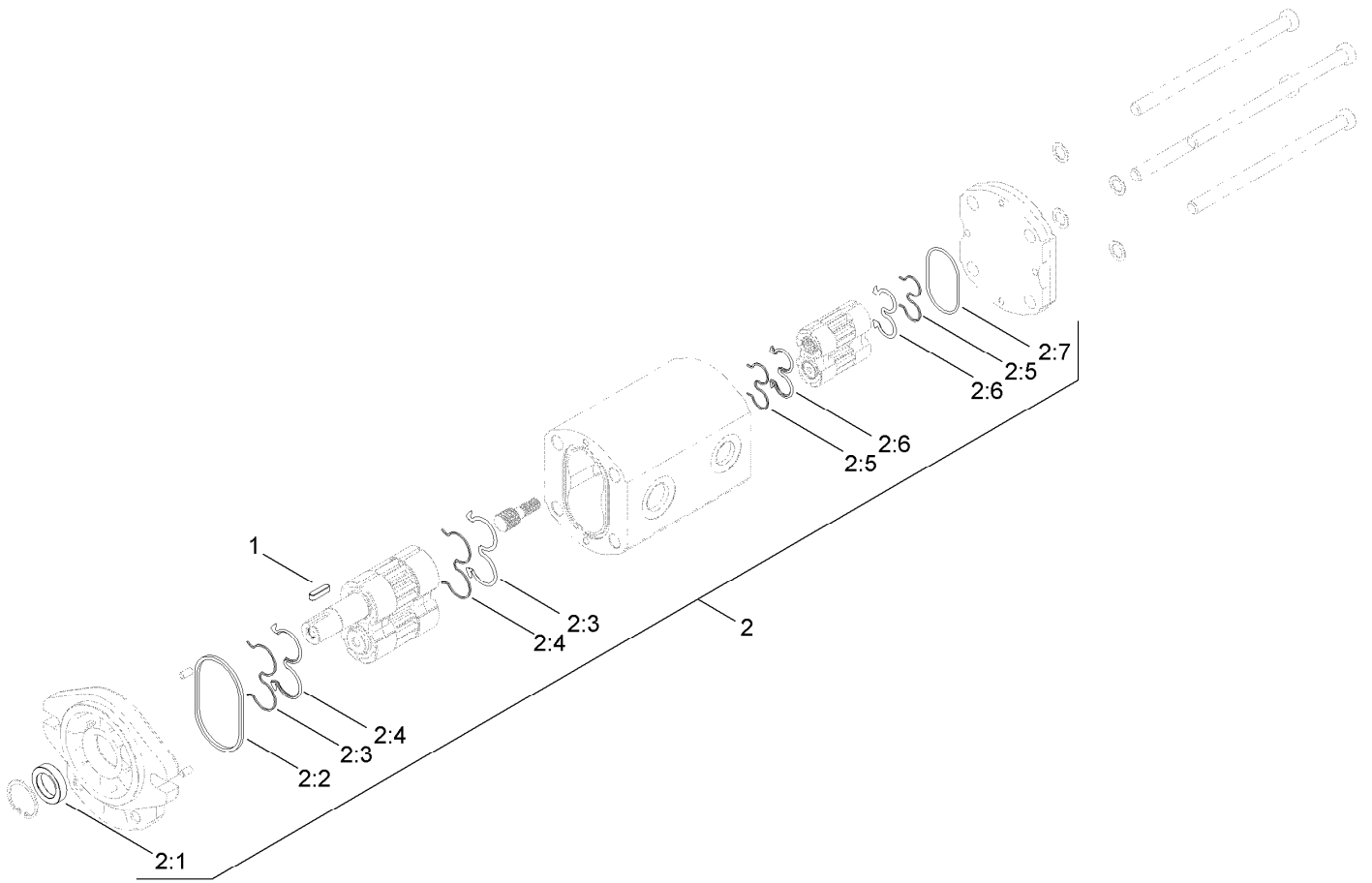
## Engine and Pump Assembly

Ref.	Part Number	Qty.	Description	Ref.	Part Number	Qty.	Description
1	106-9589	1	Pump-HYD	22	108-5922	1	Bracket-Support, Throttle
2	108-6235-03	1	Pump-Mount	23	146489	16	Rivet
3	108-6211-03	1	Plate-Mount, Pump	24	3220-1	2	Nut-Jam
4	108-6314	1	Coupling ASM	26	322-4	1	Screw-HH
4:1	106-9562	1	Hub-Coupling	27	114-8599	1	Hose-Drain, Engine Oil
4:2	106-9587	1	Sleeve-Hub	28	3245-9	1	Screw-Set, HSH
4:3	106-9561	1	Sleeve-Coupling	29	2412-36	2	Clamp-Hose
4:4	108-6383	1	Ring-Snap, Coupling	30	324-4	2	Screw-HH
5	108-6315	1	Hose-Formed, Suction	31	321-18	2	Screw-HH
6	99-5132	6	Bolt	32	32152-4	2	Nut-Lock, Cone
7	2412-34	3	Clamp-Hose	33	112-2403-03	1	Support-Muffler
8	87-8170	1	Fitting-90	34	106-9584	1	Muffler ASM
8:1	237-80	1	O-Ring	35	110-0863	1	Screw
9	100-4202	1	Fitting-90	36	3217-26	1	Nut-Hex
9:1	237-81	1	O-Ring	37	3234-5	4	Screw-HHF
10	108-6343	5	Screw-HSH,Lock	39	3256-23	8	Washer-Plain
11	33114-020	4	Screw-HH	42	106-9588-03	1	Pulley
12	3274-26	4	Screw-HSH	43	42-9600	10	Washer-Lock
13	324-6	2	Screw-HH	44	43-0090	10	Screw-HH
14	32128-42	2	Nut-HF	48	32152-1	6	Nut-Lock, Cone
15	108-6316	1	Hose-Formed, Suction	49	322-2	8	Screw-HH
16	106-9592	1	Engine-Kubota	50	63-7400	4	Washer-Rebound
17	108-6269-03	1	Mount-Engine, LH	51	108-6340-03	2	Strap-Rebound
18	108-6271-03	1	Mount-Engine, RH	52	323-12	4	Screw-HH
19	107-3640	4	Mount-Engine	53	3296-39	10	Nut-Lock, NI
20	107-3617-03	2	Plate-Mount, Engine	54	323-7	6	Screw-HH
21	99-8343	1	Gasket-Muffler	56	108-5928	1	Swivel-Stop, Cable
				58	99-6932	1	Fitting-STR



## Engine and Pump Assembly (continued)

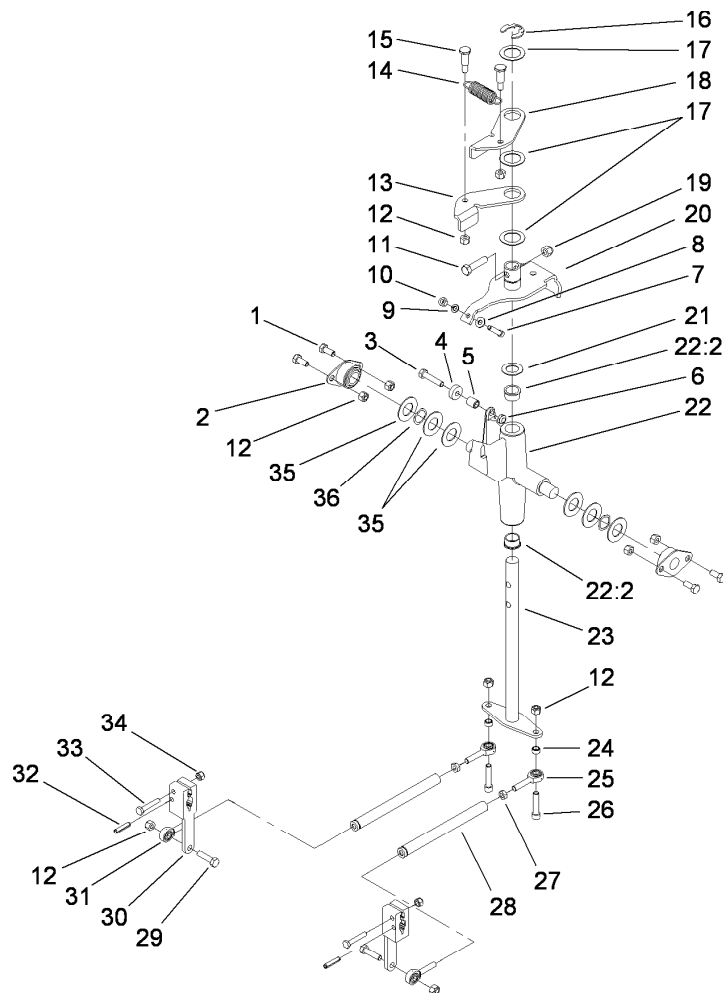
<i>Ref.</i>	<i>Part Number</i>	<i>Qty.</i>	<i>Description</i>	<i>Ref.</i>	<i>Part Number</i>	<i>Qty.</i>	<i>Description</i>
58:1	237-117	1	O-Ring	63:2	104-9983	1	Plate-Hot Surface
59	354-78	1	Fitting-STR	63:3	3269-31	2	Rivet-Pop
59:1	237-146	1	O-Ring	64	322-3	3	Screw-HH
60	2412-129	1	Clamp-Hose	66	114-8587	1	Fitting-Hose
61	108-6356	1	Plate-Baffle, Lower	66:1	98-9399	1	Gasket
62	108-6354	1	Plate-Baffle	68	112-2533-03	2	Guide-Cable
63	112-2564	1	Heat Shield Baffle ASM	69	112-2449	4	Bracket-Shield



## Hydraulic Pump Assembly No. 106-9589

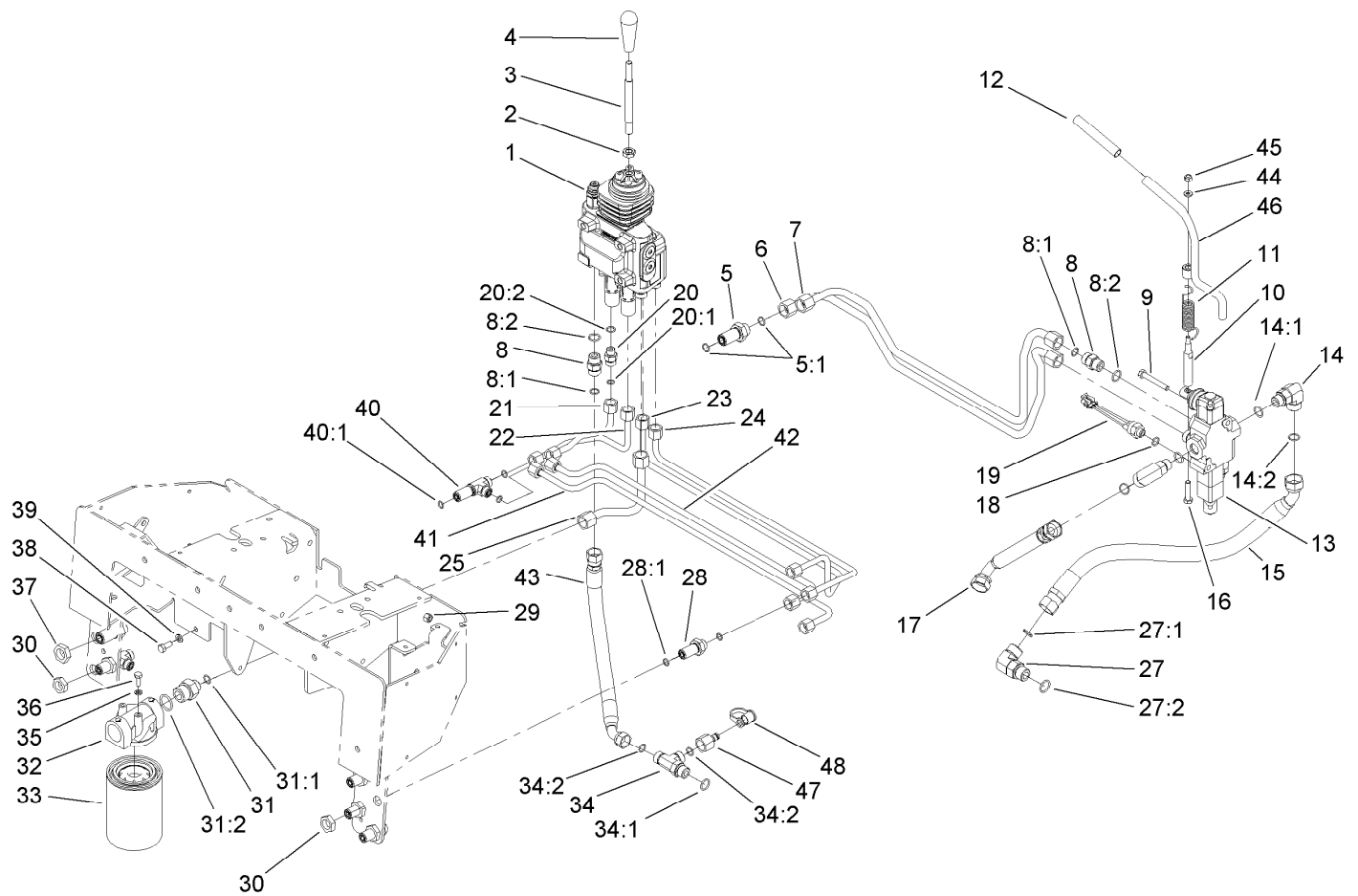
<i>Ref.</i>	<i>Part Number</i>	<i>Qty.</i>	<i>Description</i>
1	100-4238	1	Key-Square
2	107-9316	1	Seal Kit
2:1		1	Seal-Shaft ●
2:2		1	Seal-Square ●
2:3		2	Ring-Backup ●
2:4		2	Seal-Gear ●
2:5		2	Ring-Backup ●
2:6		2	Seal-Gear, Rear ●
2:7		1	O-Ring ●

● Not serviced separately



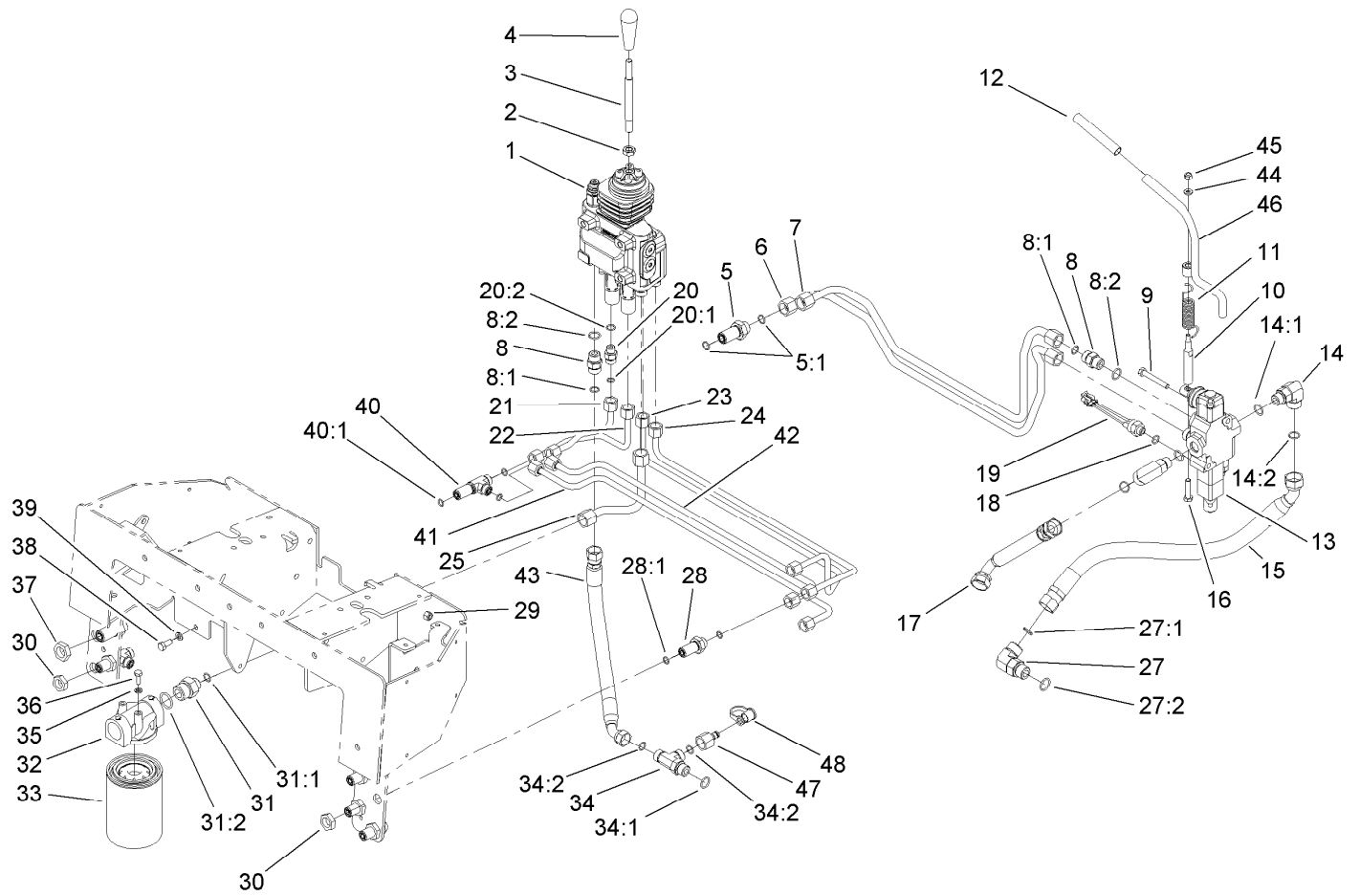
## Traction Control Assembly

<i>Ref.</i>	<i>Part Number</i>	<i>Qty.</i>	<i>Description</i>	<i>Ref.</i>	<i>Part Number</i>	<i>Qty.</i>	<i>Description</i>
1	322-3	4	Screw-HH	20	112-2783	1	Lever-Pivot
2	68-2970	2	Bushing	21	257-8	1	Washer-Thrust
3	322-7	1	Screw-HH	22	106-5737	1	Control Support ASM
4	251-259	1	Bearing-Ball	22:2	256-252	2	Bearing-Flange
5	88-7450	1	Spacer-Lever, Control	23	106-5745	1	Drive Rod ASM
6	3296-47	1	Nut-Lock,NI	24	92-3133	2	Spacer-Lever, Traction
7	3274-51	1	Screw-HSH	25	2411-52	2	Bearing-Rod End, RH
8	3256-22	1	Washer-Flat	26	3274-83	2	Screw-HSH
9	3253-3	1	Washer-Lock	27	3220-2	2	Nut-Jam
10	3217-5	1	Nut-Hex	28	95-3711	2	Rod-Linkage
11	323-8	1	Screw-HH	29	322-6	2	Screw-HH
12	3296-29	10	Nut-Lock, NI	30	106-5739	2	Arm-Control, Pump
13	98-8407	1	Lever-Return, RH	31	2411-53	2	Bearing-Rod End, LH
14	108-4724	1	Spring-Extension	32	100-5440	2	Pin-Spring, Slotted
15	63-2650	2	Screw-Shoulder	33	321-9	2	Screw-HH
16	32151-91	1	Ring-Retaining	34	3296-42	2	Nut-Lock, NI
17	108-9743	3	Washer-Plain	35	3256-39	6	Washer-Flat
18	98-8408	1	Lever-Return, LH	36	95-3703	2	Washer-Spring, Wave
19	3296-39	1	Nut-Lock, NI				



## Principal Hydraulic Assembly

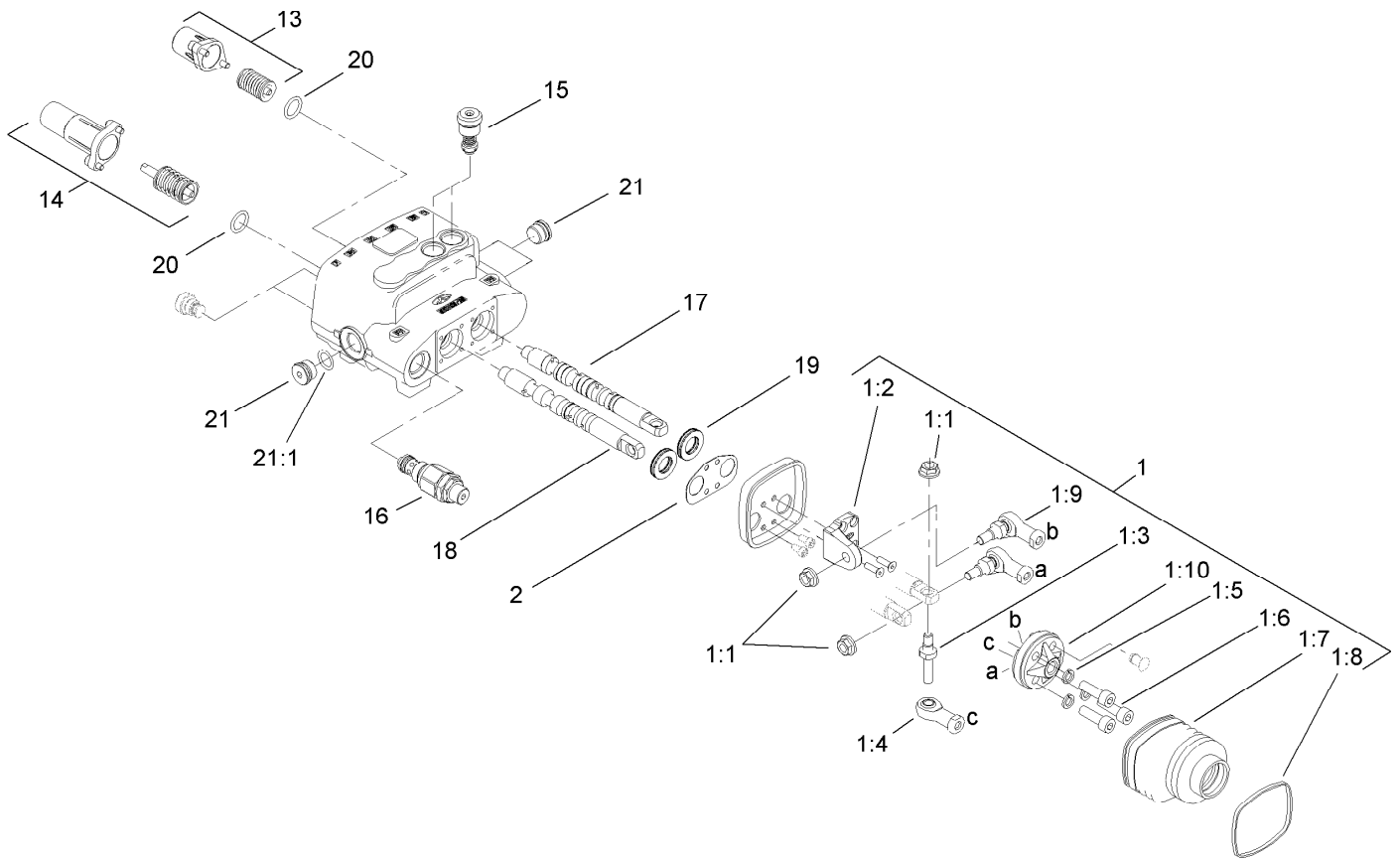
Ref.	Part Number	Qty.	Description	Ref.	Part Number	Qty.	Description
1	106-9307	1	2 Spool Valve ASM	21	106-9315	1	Tube-HYD
2	51-2070	1	Nut	22	106-9313	1	Tube-HYD
3	108-4675	1	Shaft-Handle, Loader	23	106-9312	1	Tube-HYD
4	233-21	1	Knob	24	106-9314	1	Tube-HYD
5	340-161	2	Fitting-Bulkhead	25	106-9385	1	Tube-HYD
5:1	237-30	2	O-Ring	27	340-17	1	Fitting-Elbow, 90 DEG
6	106-9310	1	Tube-HYD	27:1	237-65	1	O-Ring
7	106-9311	1	Tube-HYD	27:2	237-80	1	O-Ring
8	340-4	4	Fitting-Straight	28	340-71	4	Fitting-Straight, Bulkhead
8:1	237-30	1	O-Ring	28:1	237-22	2	O-Ring
8:2	237-79	1	O-Ring	29	3296-29	2	Nut-Lock, NI
9	322-11	2	Screw-HH	30	340-70	6	Nut-Lock
10	104-2827	1	Spacer-Hiflo	31	100-4240	1	Fitting-STR
11	112-2738	1	Spring-Torsion	31:1	237-30	1	O-Ring
12	112-2605	1	Grip-Rubber	31:2	237-81	1	O-Ring
13	104-2831	1	1 Spool Valve ASM	32	92-5821	1	Head-Filter
14	340-153	2	Fitting-Elbow, 90 DEG	33	86-3010	2	Filter-Oil
14:1	237-79	1	O-Ring	34	340-109	1	Fitting-Tee
14:2	237-151	1	O-Ring	34:1	237-79	1	O-Ring
15	112-2561	1	Hose-HYD	34:2	237-30	2	O-Ring
16	48-7740	1	Screw	35	3253-3	2	Washer-Lock
17	112-2443	1	Hose-HYD	36	321-4	2	Screw-HH
18	237-42	1	O-Ring	37	340-127	2	Nut-Bulkhead
19	72-4310	1	Switch-Ball	38	322-3	3	Screw-HH
20	340-2	4	Fitting-Straight	39	3253-4	3	Washer-Lock
20:1	237-22	1	O-Ring	40	340-68	2	Fitting-Tee, Bulkhead
20:2	237-42	1	O-Ring	40:1	237-22	3	O-Ring
				41	106-9316	1	Tube-HYD



## Principal Hydraulic Assembly (continued)

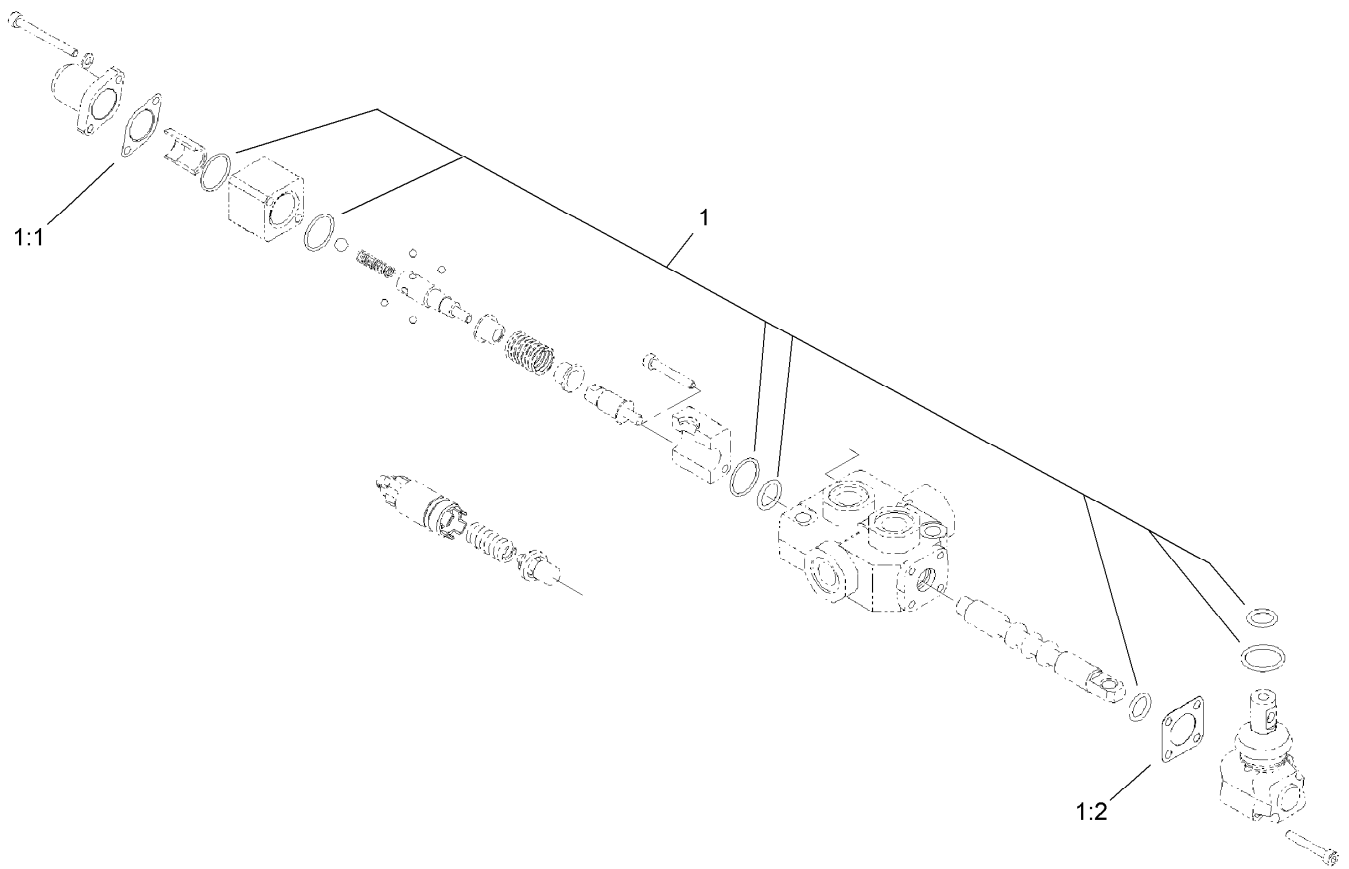
<i>Ref.</i>	<i>Part Number</i>	<i>Qty.</i>	<i>Description</i>
42	106-9317	1	Tube-HYD
43	112-2560	1	Hose-HYD
44	3256-16	1	Washer-Flat
45	3296-42	1	Nut-Lock, NI

<i>Ref.</i>	<i>Part Number</i>	<i>Qty.</i>	<i>Description</i>
46	112-2739	1	Lever-Auxiliary
47	100-5616	1	Fitting
48	354-79	1	Cap-Dust



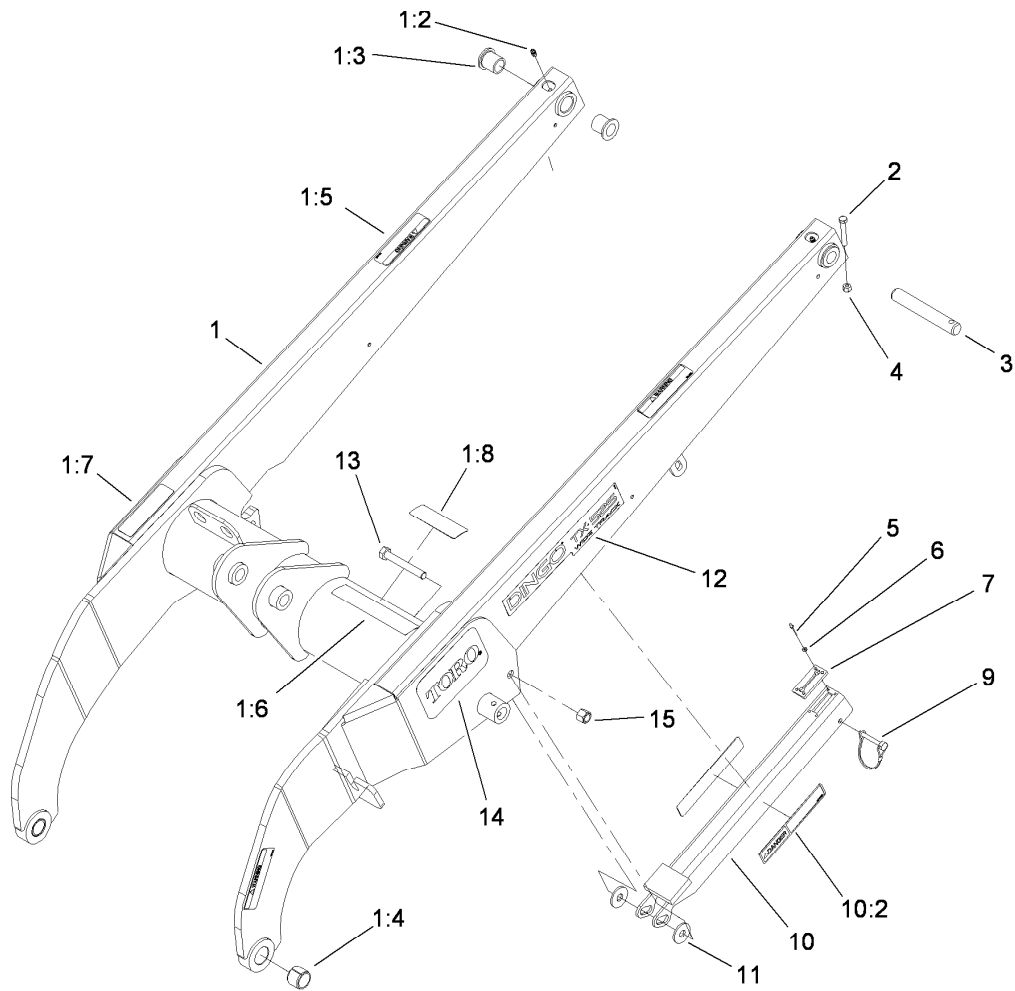
## Two Spool Valve Assembly No. 106-9307

Ref.	Part Number	Qty.	Description
1	106-7724	1	Joystick Kit
1:1	98-0668	3	Nut
1:2	106-7726	1	Pivot-Joystick
1:3	106-7727	1	Pin-Joystick
1:4	106-7728	1	End-Rod
1:5	42-9850	3	Washer-Lock, Spring
1:6	98-5828	3	Screw-HSH
1:7	106-7729	1	Bellow-Rubber
1:8	3290-379	1	Tie-Cable
1:9	106-7730	2	Joint-Joystick
1:10	106-7731	1	Holder-Articulated
2	106-7725	1	Seal-Joystick
13	106-7732	1	Valve Spring Kit
14	106-7733	1	Detent Spring Kit
15	106-7734	2	Valve-Relief
16	106-7735	1	Valve-Relief, Main
17	106-7736	1	Spool-Valve
18	106-7737	1	Spool-Valve
19	106-7738	2	Seal-Valve, Spool
20	106-7719	2	Seal-Valve
21	353-988	3	Plug-Hex
21:1	237-79	1	O-Ring



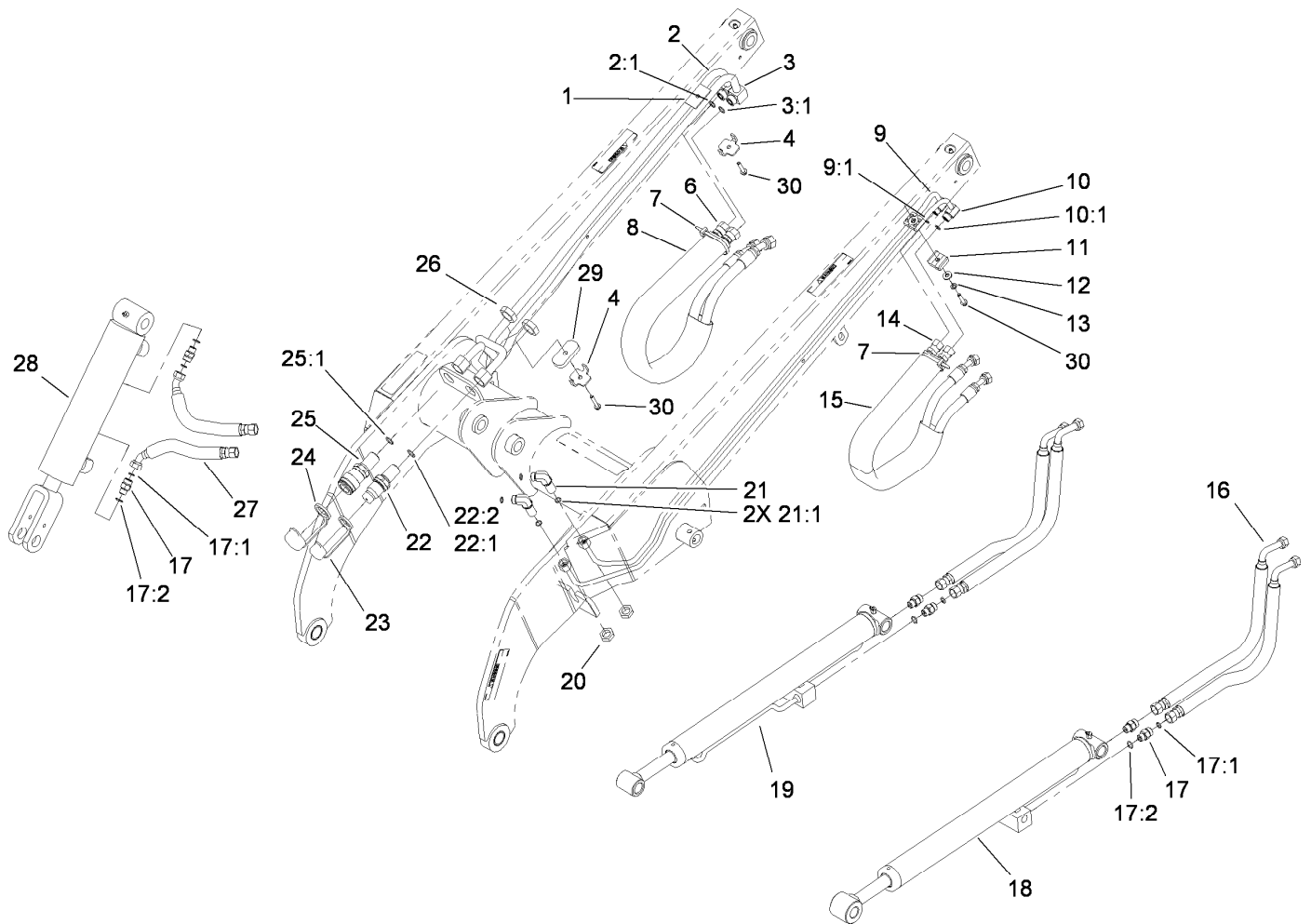
## One Spool Valve Assembly No. 104-2831

<i>Ref.</i>	<i>Part Number</i>	<i>Qty.</i>	<i>Description</i>
1	99-4391	1	Seal Kit
1:1	99-3074	1	Gasket
1:2	99-3075	3	Gasket



## Loader Arm Assembly

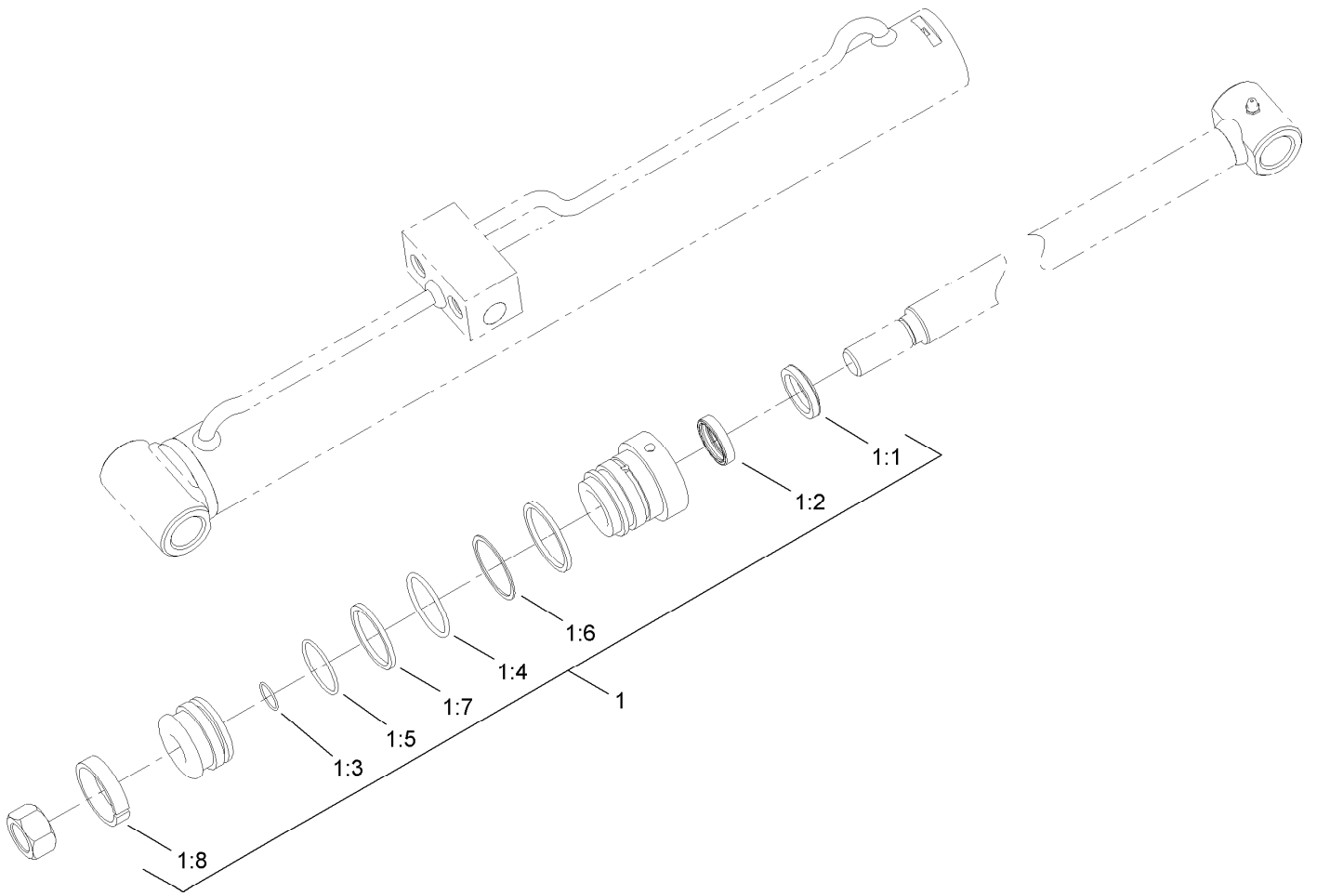
<i>Ref.</i>	<i>Part Number</i>	<i>Qty.</i>	<i>Description</i>
1	108-4638	1	Loader Arm ASM
1:2	302-5	2	Fitting-Grease
1:3	95-3577	4	Bushing
1:4	98-4871	2	Bushing-Tension
1:5	100-8821	4	Decal-Warning, Pinch
1:6	104-9950	1	Decal-Caution
1:7	104-9951	1	Decal-Caution
1:8	100-8822	1	Decal-No Rider
2	322-10	7	Screw-HH
3	104-2849	7	Pin-Locking
4	3296-29	7	Nut-Lock, NI
5	3269-8	4	Rivet-Blind
6	104-5112	4	Washer-Flat
7	98-0083	1	Stop-Rubber
9	112-2583	1	Pin-Locking
10	108-4639	1	Locking Arm ASM
10:2	104-9954	2	Decal-Danger
11	68-1440	2	Washer-Rubber
12	112-2527	2	Decal
13	325-14	1	Screw-HH
14	105-1217	2	Decal
15	3296-23	1	Nut-Lock, NI



## Loader Arm Hydraulic Assembly

Ref.	Part Number	Qty.	Description	Ref.	Part Number	Qty.	Description
1	106-9366	1	Spacer-Hardline	17:1	237-22	1	O-Ring
2	108-6319	1	HYD Tube ASM	17:2	237-42	1	O-Ring
2:1	237-22	1	O-Ring	18	104-6267	1	LH Lift Cylinder ASM
3	112-2563	1	HYD Tube ASM	19	104-6269	1	RH Lift Cylinder ASM
3:1	237-22	1	O-Ring	20	340-70	2	Nut-Lock
4	98-0237	2	Plate-Clamp, Tube	21	340-154	2	Union-Bulkhead
6	98-0242	2	Hose-HYD	21:1	237-22	2	O-Ring
7	3290-378	2	Tie-Cable	22	105-8395	1	Bulkhead Nipple ASM
8	100-6128	1	Sleeve-Protective	22:1	237-65	1	O-Ring
9	106-9364	1	HYD Tube ASM	22:2	100-6120	1	Seal Kit ●
9:1	237-22	1	O-Ring	23	100-8815	1	Cap-Dust, Nipple
10	106-9365	1	HYD Tube ASM	24	100-8816	1	Cap-Dust, Coupler
10:1	237-22	1	O-Ring	25	105-8394	1	Bulkhead Coupler ASM
11	56-7973	2	Clamp-Tube	25:1	237-65	1	O-Ring
12	3256-2	1	Washer-Flat	26	340-74	2	Nut-Lock, Bulkhead
13	3253-3	1	Washer-Lock	27	98-0207	2	Hose-HYD
14	98-0213	2	Hose-HYD	28	105-8370	1	Tilt Cylinder ASM
15	100-6127	1	Sleeve-Protective	29	112-2565	1	Plate-Hardline
16	98-0216	4	Hose-HYD	30	94-2691	3	Screw-HWH Taptite
17	340-2	6	Fitting-Straight				

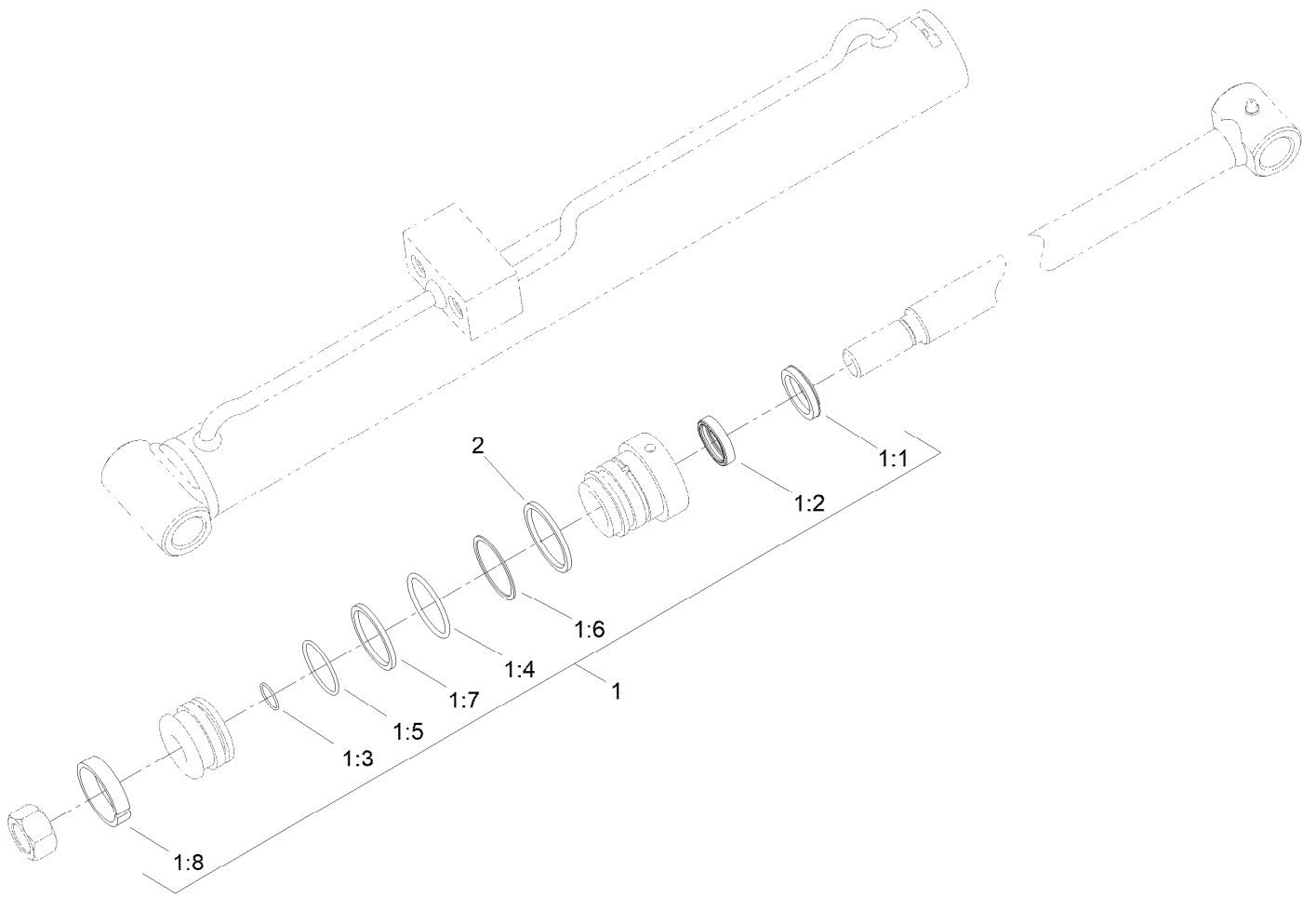
● Not illustrated



## Left Hand Hydraulic Lift Cylinder Assembly No. 104-6267

Ref.	Part Number	Qty.	Description
1	104-6268	1	Seal Kit
1:1		1	Wiper ●
1:2		1	Seal ●
1:3		1	O-Ring ●
1:4		1	O-Ring ●
1:5		1	O-Ring ●
1:6		1	Back-Up ●
1:7		1	Seal ●
1:8		1	Wear Ring ●

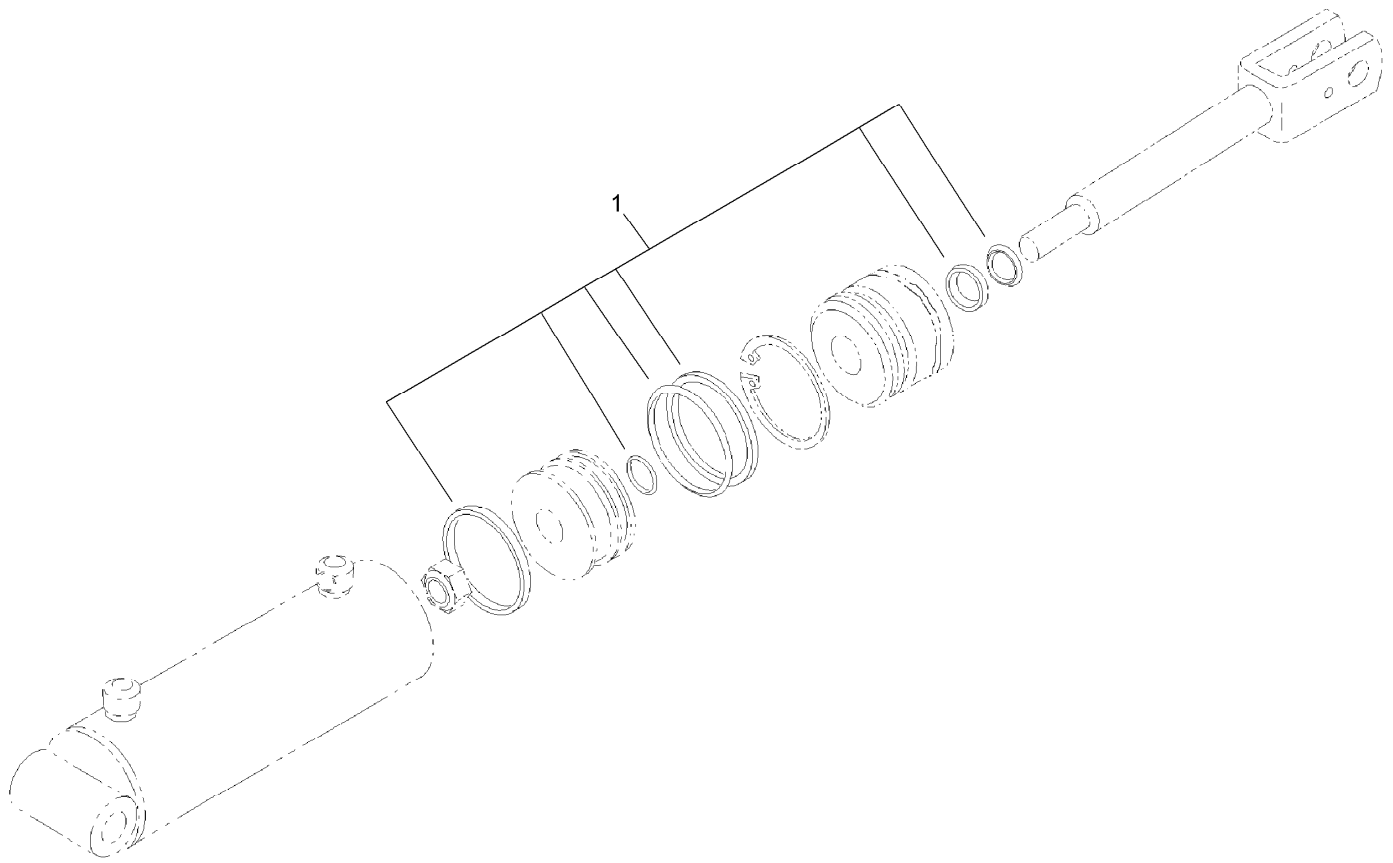
● Not serviced separately



## Right Hand Hydraulic Lift Cylinder Assembly No. 104-6269

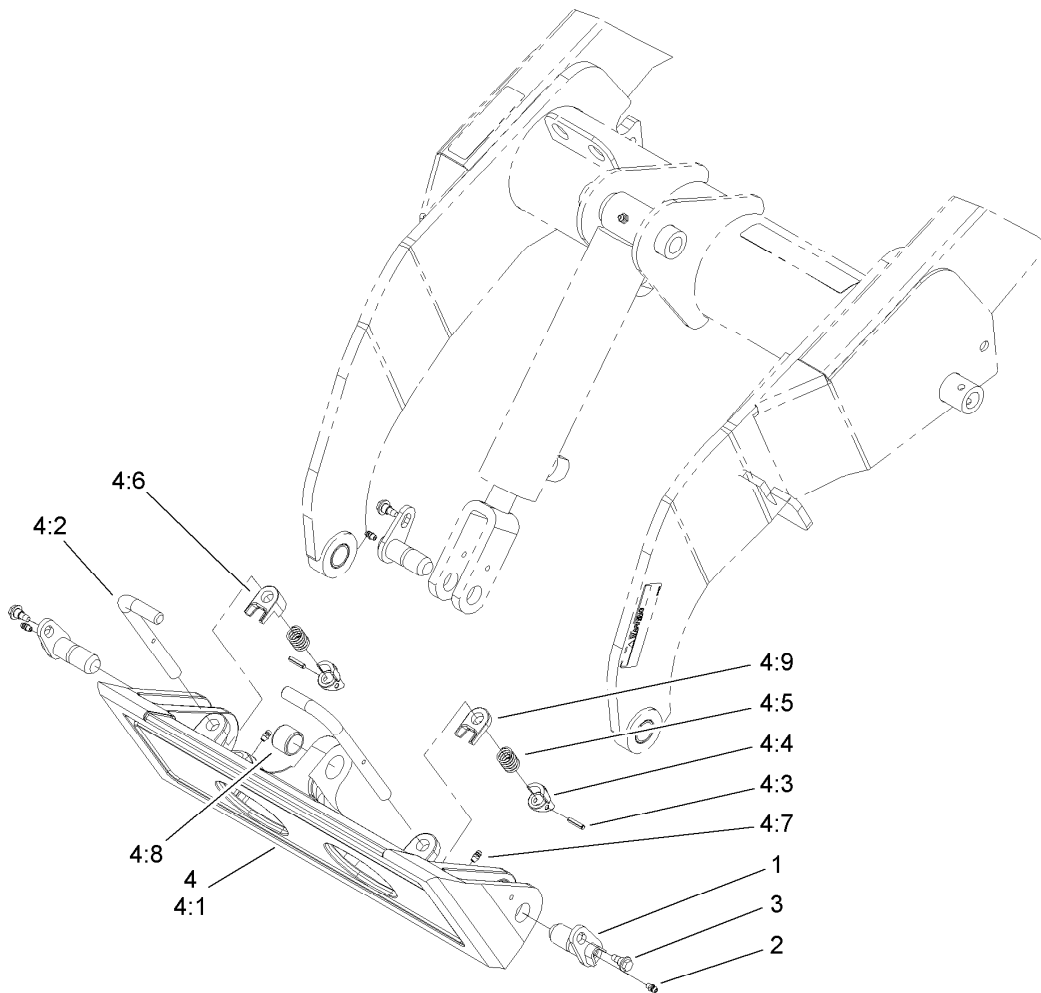
<i>Ref.</i>	<i>Part Number</i>	<i>Qty.</i>	<i>Description</i>
1	104-6268	1	Seal Kit
1:1		1	Wiper ●
1:2		1	Seal ASM ●
1:3		1	Seal-Dust ●
1:4		1	Seal-Dust ●
1:5		1	Seal-Dust ●
1:6		1	Back-Up ●
1:7		1	Seal ASM ●
1:8		1	Ring-Wear ●
2	161-7281	1	Ring - Retaining

● Not serviced separately



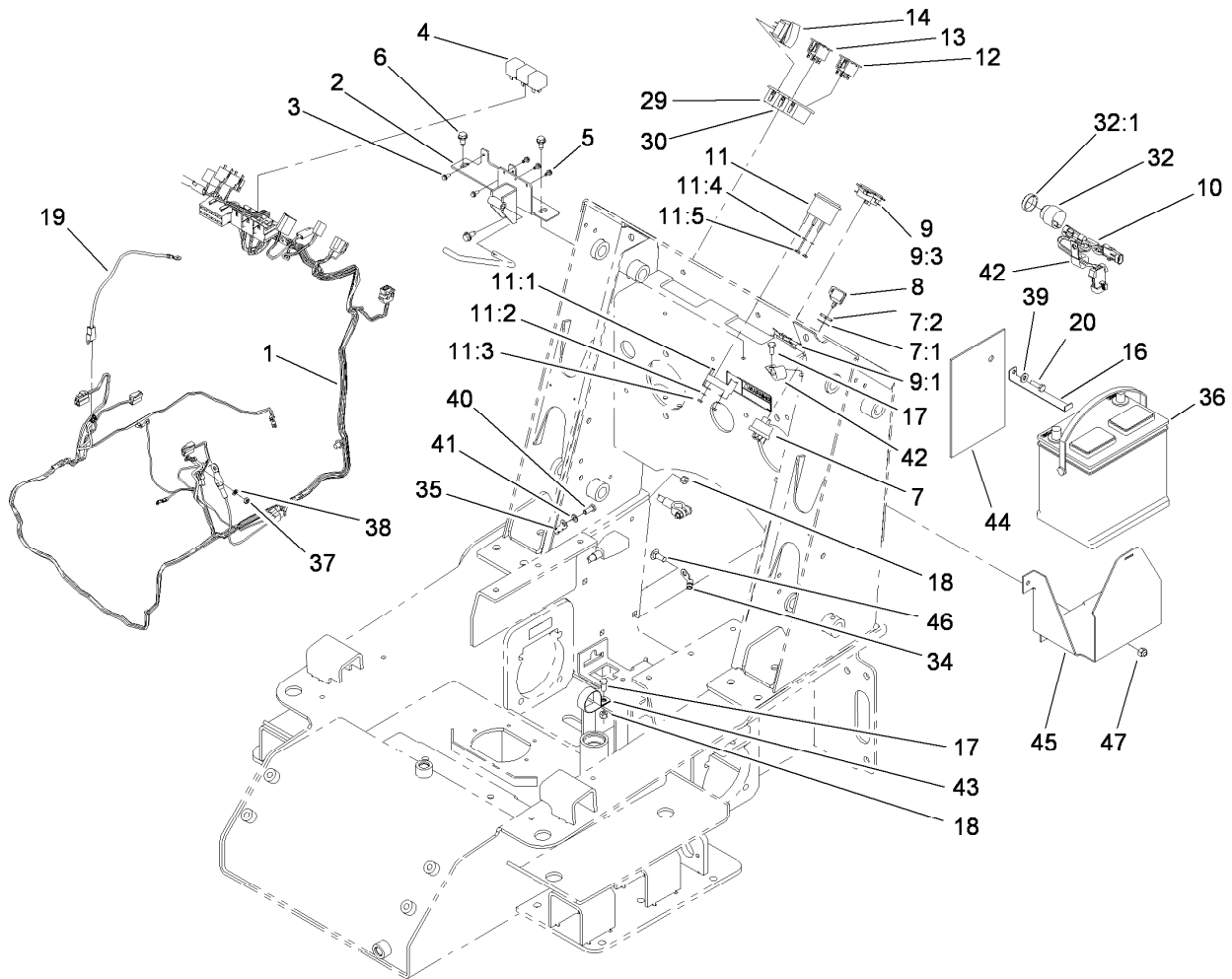
## Hydraulic Cylinder Assembly No. 105-8370

<i>Ref.</i>	<i>Part Number</i>	<i>Qty.</i>	<i>Description</i>
1	106-7567	1	Seal Kit



## Quick Attach Assembly

<i>Ref.</i>	<i>Part Number</i>	<i>Qty.</i>	<i>Description</i>
1	112-2609	3	Pin-Pivot
2	302-5	3	Fitting-Grease
3	99-5105	3	Screw-Shoulder
4	105-8364	1	Quick Attach ASM
4:1	105-0245-03	1	Mount-Attach, Quick
4:2	105-8367	2	Pin-Locking
4:3	3285-1	2	Pin-Grooved
4:4	105-0246	2	Cam
4:5	98-4694	2	Spring-Compression
4:6	104-5909	1	Stop-RH
4:7	302-5	2	Fitting-Grease
4:8	98-4871	1	Bushing-Tension
4:9	104-5903	1	Stop-LH

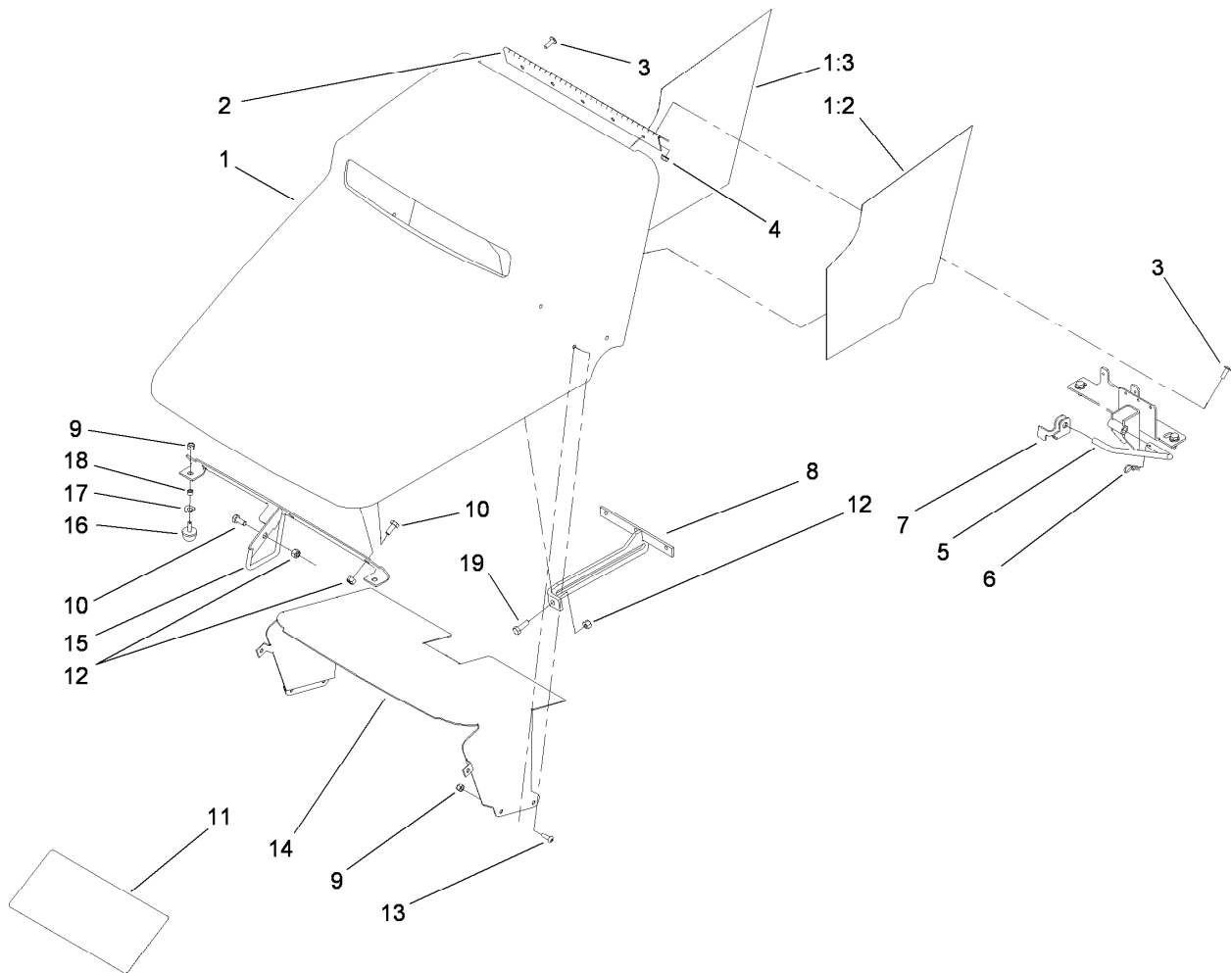


## Electrical System Assembly

Ref.	Part Number	Qty.	Description	Ref.	Part Number	Qty.	Description
1	108-6363	1	Harness-Wire	14	110-0811	1	Switch-Rocker On-None-(On)
1:1	112-2463	1	Harness-Link, Fusible ●	16	108-6275-03	1	Clamp-Battery
1:2	108-6346	1	Harness-Link, Fusible (14FI) ●	17	322-3	2	Screw-HH
2	108-6360-03	1	Bracket-Relay	18	3296-29	3	Nut-Lock, NI
3	32104-4	2	Screw	19	108-6365	1	Harness-Wire
4	98-7249	3	Relay	20	322-5	1	Screw-HH
5	104-2065	3	Screw-HWH	29	108-6325	2	Bracket-End
6	32144-11	3	Screw-HWH	30	108-6326	1	Bracket-Middle
7	88-9830	1	Key Switch ASM	32	80-9330	1	Audio Alarm ASM
7:1	3254-5	1	Washer-Lock	32:1	104-5107	1	Nut-Plastic, Knurled
7:2	218-461	1	Nut-HH	34	108-6327	1	Cable-Battery, Positive
8	63-8360	2	Key-Ignition	35	108-6328	1	Cable-Battery, Negative
9	110-1855	1	Meter-Hour	36	104-9979	1	Battery
9:1	104-4234	1	Clip-Mounting	37	43-2830	1	Nut-Hex
9:3		1	Hour Meter Body ■	38	43-5930	1	Washer-Lock, Spring
10	115-0730	1	Harness-Wire, Neutral	39	3256-2	1	Washer-Flat
11	66-2940	1	Gauge-Fuel	40	33114-016	1	Screw-HH
11:1		1	Bracket-Mounting, Gauge ■	41	3255-8	1	Washer-Lock
11:2	3254-1	2	Washer-Lock, Int	42	94-9580	2	Clamp-J
11:3	3217-27	2	Nut-Hex	43	2412-147	1	Clamp-R
11:4	3255-24	3	Washer-Lock / EXT	44	108-6392	1	Guard-Battery
11:5	3217-16	3	Nut-Hex	45	108-6274-01	1	Mount-Battery
12	100-8070	1	Lamp-Warning	46	3231-2	3	Bolt-CARR
13	100-8071	1	Lamp-Warning	47	3296-39	3	Nut-Lock, NI

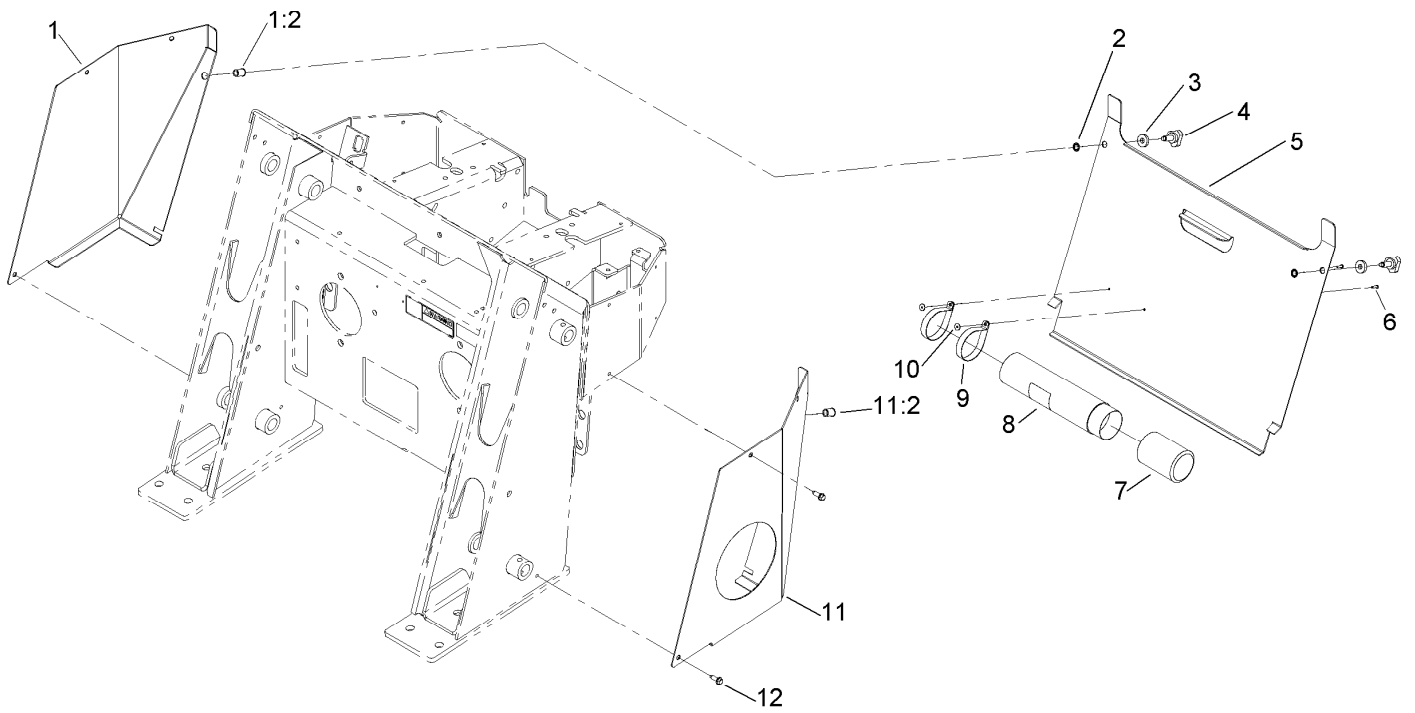
● Not illustrated

■ Not serviced separately



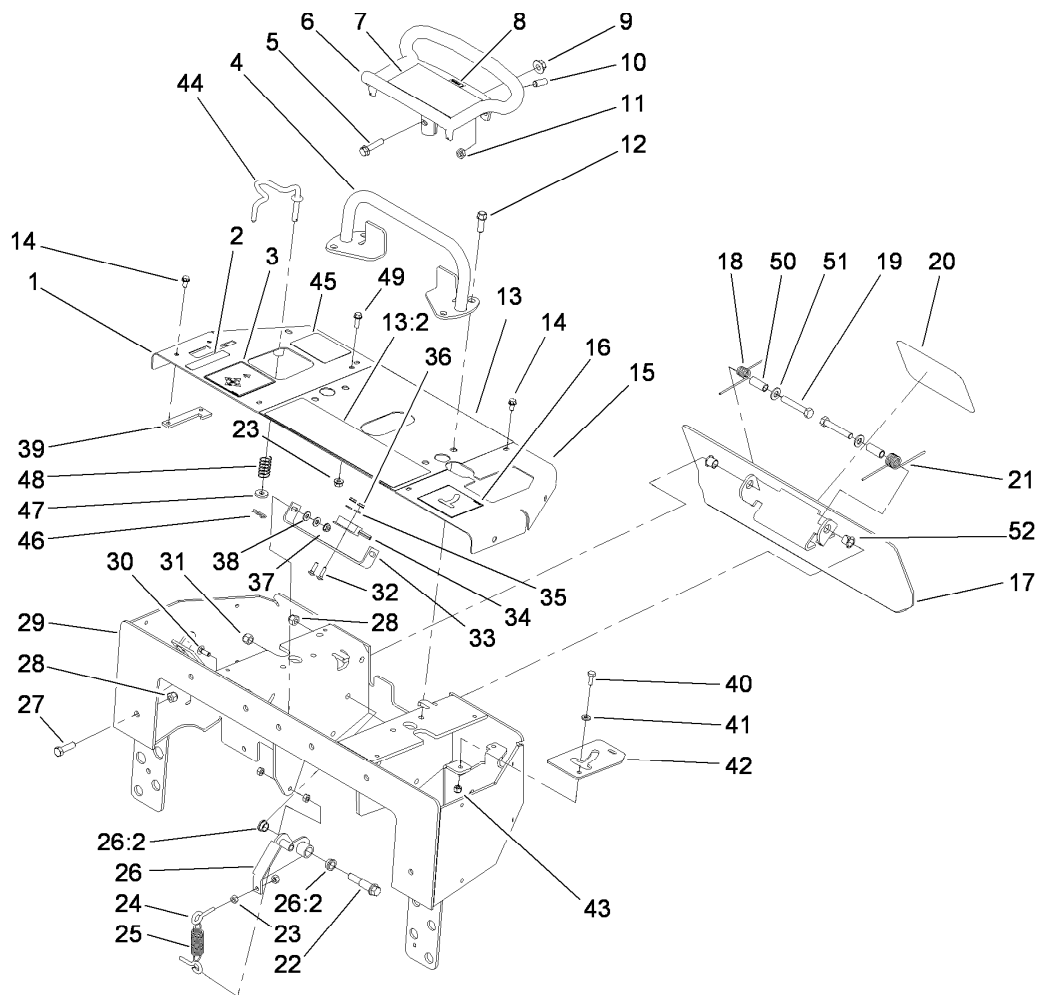
## Hood Assembly

<i>Ref.</i>	<i>Part Number</i>	<i>Qty.</i>	<i>Description</i>
1	112-2460	1	Hood ASM
1:2	112-2464	1	Foiltape-LH
1:3	112-2465	1	Foiltape-RH
2	100-1284	1	Hinge-Hood
3	9114604	9	Screw-Head, Truss
4	32128-33	4	Nut-HF
5	108-6357	1	Rod-Support, Hood
6	3290-250	1	Pin-Cotter
7	115-0714	1	Bracket-Latch, Locking
8	112-2448-03	1	Bracket-Rod, Prop
9	3296-42	13	Nut-Lock, NI
10	322-3	5	Screw-HH
11	112-2581	1	Decal-Service, Tx525
12	3296-29	5	Nut-Lock, NI
13	3258-166	6	Screw-PRH
14	108-6286	1	Baffle-Hood
15	108-6287-03	1	Rod Latch ASM
16	1-523420	2	Bumper
17	3290-301	2	Washer-Spring
18	106-9308	2	Spacer
19	322-5	1	Screw-HH



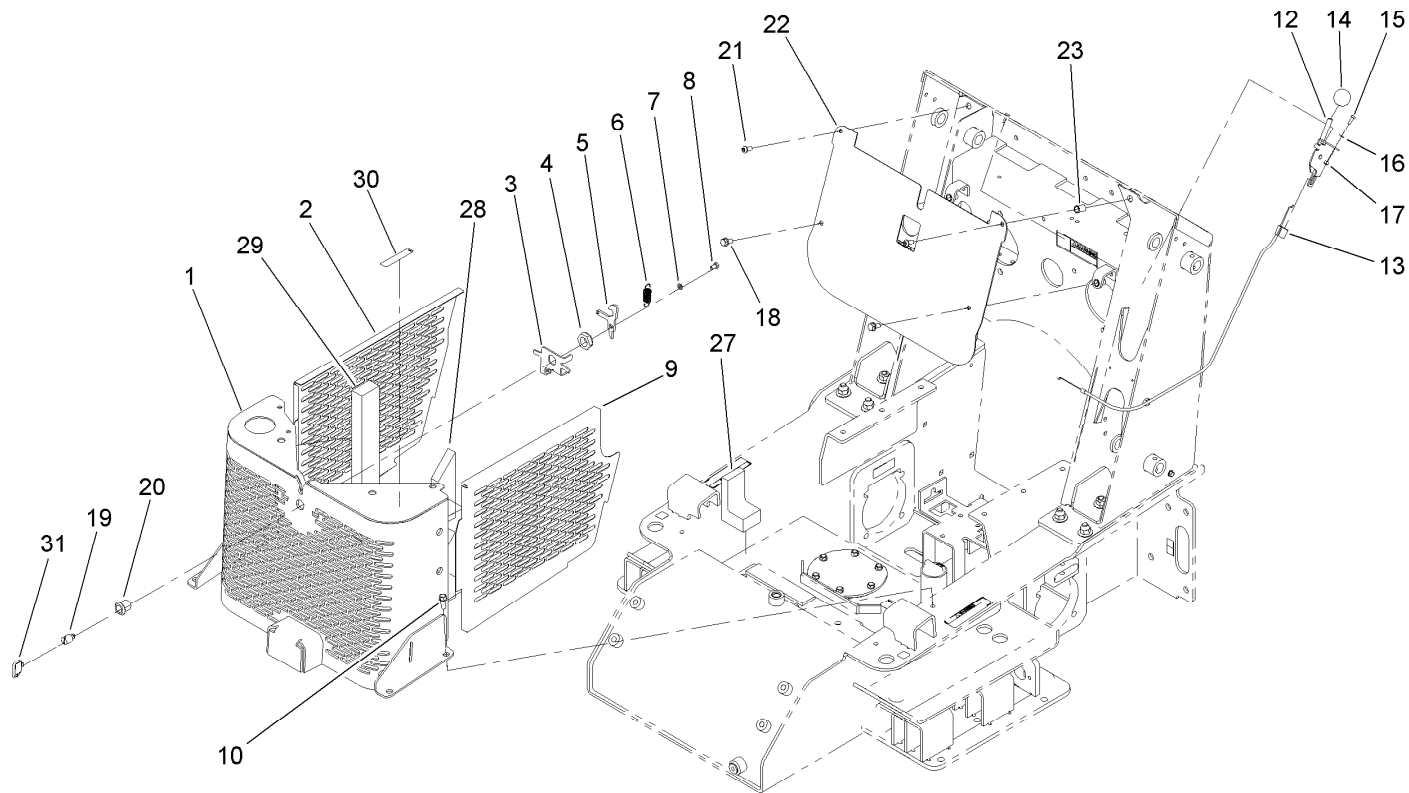
## Rear Access Cover Assembly

<b>Ref.</b>	<b>Part Number</b>	<b>Qty.</b>	<b>Description</b>
1	106-9342	1	RH Rear Cover Support ASM
1:2	32148-9	1	Nut-Clinch
2	32151-72	2	Ring-Retaining
3	106-0565	2	Washer-Rubber
4	95-9648	2	Knob
5	106-9339-01	1	Cover-Access, Rear
6	3269-17	2	Rivet-Pop
7	104-7048	1	Cap-Housing
8	104-7050	1	Tube-Manual
9	2412-120	2	Clamp-R
10	3269-10	2	Washer-Back
11	106-9343	1	LH Rear Cover Support ASM
11:2	32148-9	1	Nut-Clinch
12	9266714	6	Screw-HWH



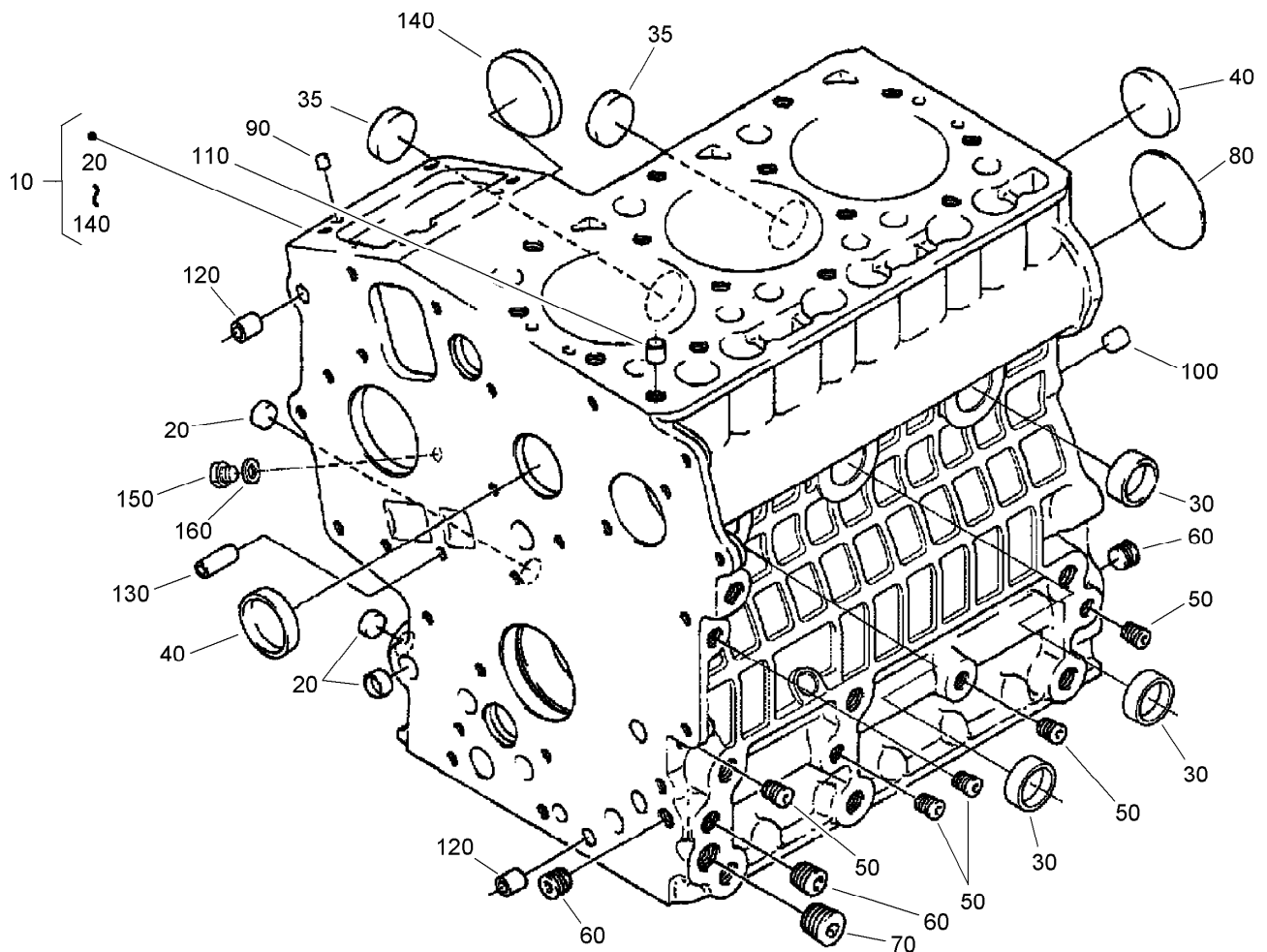
## Control Panel Assembly

Ref.	Part Number	Qty.	Description	Ref.	Part Number	Qty.	Description
1	114-1258-01	1	RH Panel ASM	26:2	256-156	2	Bushing-Flange
2	104-9958	1	Decal-Brake	27	323-7	5	Screw-HH
3	104-9953	1	Decal-Loader	28	3296-39	7	Nut-Lock, NI
4	106-7715	1	Bar-Reference	29	110-0228-01	1	Panel-Control
5	3234-18	1	Screw-HHF	30	3229-1	2	Screw-CARR
6	106-7614-03	1	Handle-Control	31	3296-6	1	Nut-Lock
7	108-4634	1	Decal-Traction	32	3229-20	2	Screw-CARR
8	98-1459	1	Decal	33	100-1263	1	Plate-Switch
9	32128-43	1	Nut-Flange	34	100-1270	1	Switch-Proximity
10	3247-6	2	Screw-Set	35	3256-51	2	Washer-Flat
11	3218-3	2	Nut-Jam	36	32149-7	2	Nut-Keps
12	95-1726	4	Screw-Taptite	37	32149-2	2	Nut-Keps
13	108-4643	1	Center Panel ASM	38	3256-22	4	Washer-Flat
13:2	104-9957	1	Decal-Danger	39	112-2691-01	1	Plate-Locking, Brake
14	9266714	9	Screw-HWH	40	321-4	2	Screw-HH
15	112-2737-01	1	Panel-LH	41	3256-16	2	Washer-Flat
16	108-4636	1	Decal-Power, Auxiliary	42	112-2749-01	1	Plate-Stop
17	112-2786-03	1	Plate-Reverse	43	3296-42	2	Nut-Lock, NI
18	98-8425	1	Spring-Torsion, LH	44	104-2833	1	Rod-Interlock
19	323-11	2	Screw-HH	45	104-9977	1	Decal-Interlock
20	105-1217	1	Decal	46	3290-307	1	Pin-Cotter
21	98-8424	1	Spring-Torsion, RH	47	88-7200	1	Washer-Flat
22	66-0560	1	Bolt-Shoulder	48	85-6750	1	Spring-Control
23	32128-32	5	Nut-HHF	49	32105-15	1	Screw-HWH
24	71-2870	2	Bolt-Eye	50	114-1337	2	Spacer-Spring
25	108-4724	1	Spring-Extension	51	3256-24	2	Washer-Plain
26	100-4203	1	Neutral Centering Lever ASM	52	256-257	2	Bushing-Nyliner



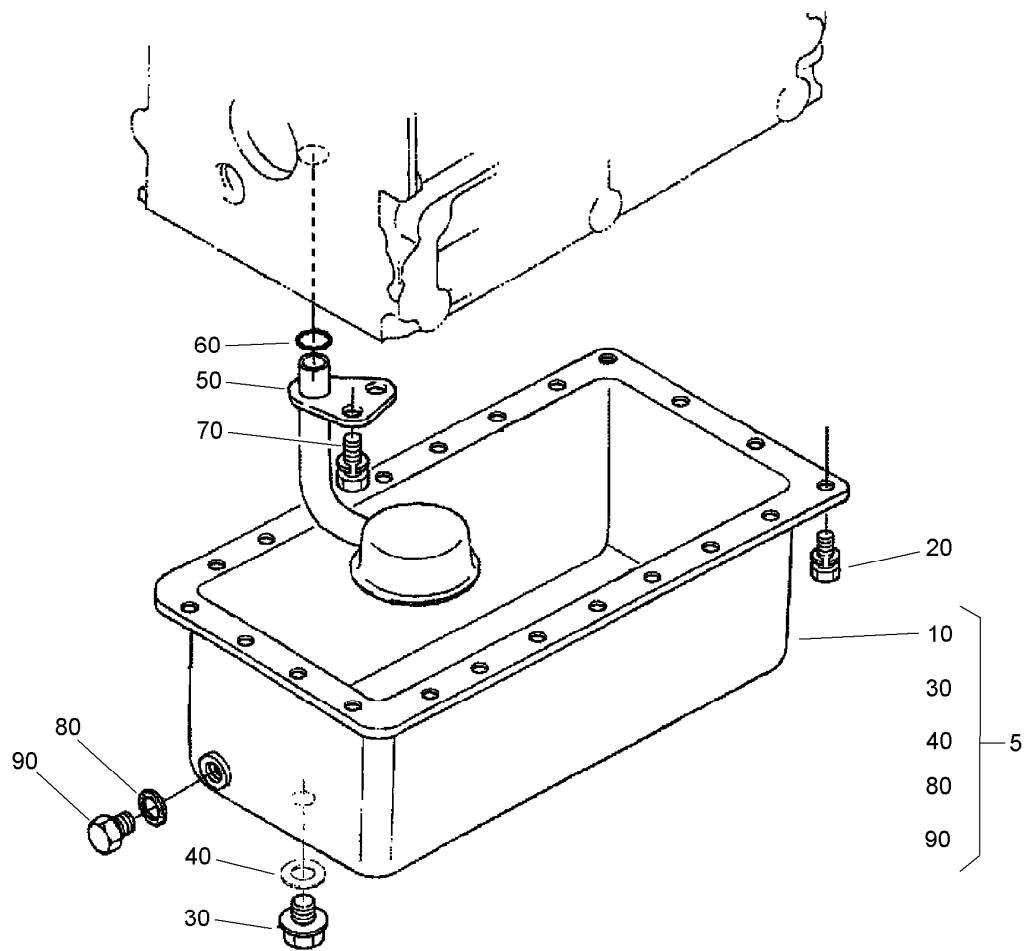
## Grill Assembly

<i>Ref.</i>	<i>Part Number</i>	<i>Qty.</i>	<i>Description</i>	<i>Ref.</i>	<i>Part Number</i>	<i>Qty.</i>	<i>Description</i>
1	112-2402-03	1	Grill ASM	16	3256-51	2	Washer-Flat
2	108-6276-03	1	Panel-Side, RH	17	3296-2	2	Nut-Lock, NI
3	106-5729-03	1	Bracket-Latch	18	3234-5	2	Screw-HHF
4	3296-60	1	Nut-Lock, NI	19	106-9336	1	Insert-Latch
5	106-5728	1	Cam-Latch	20	106-9335	1	Housing-Latch
6	104-0869	1	Spring	21	3274-55	2	Screw-HSBH
7	3253-3	1	Washer-Lock	22	108-6225	1	Baffle-Electrical
8	321-2	1	Screw-HH	23	32148-8	2	Nut-Clinch
9	108-6277-03	1	Panel-Side, LH	27	108-6375	2	Seal-Foam
10	95-1726	4	Screw-Taptite	28	108-6371	2	Seal-Foam
12	108-9730	1	Lever-Control	29	108-6369	1	Seal-Foam
13	108-6337	1	Cable-Throttle	30	93-6681	1	Decal-Warning, Fan
14	233-42	1	Knob	31	99-8970	1	Key-Latch, Hood
15	3290-134	2	Screw				



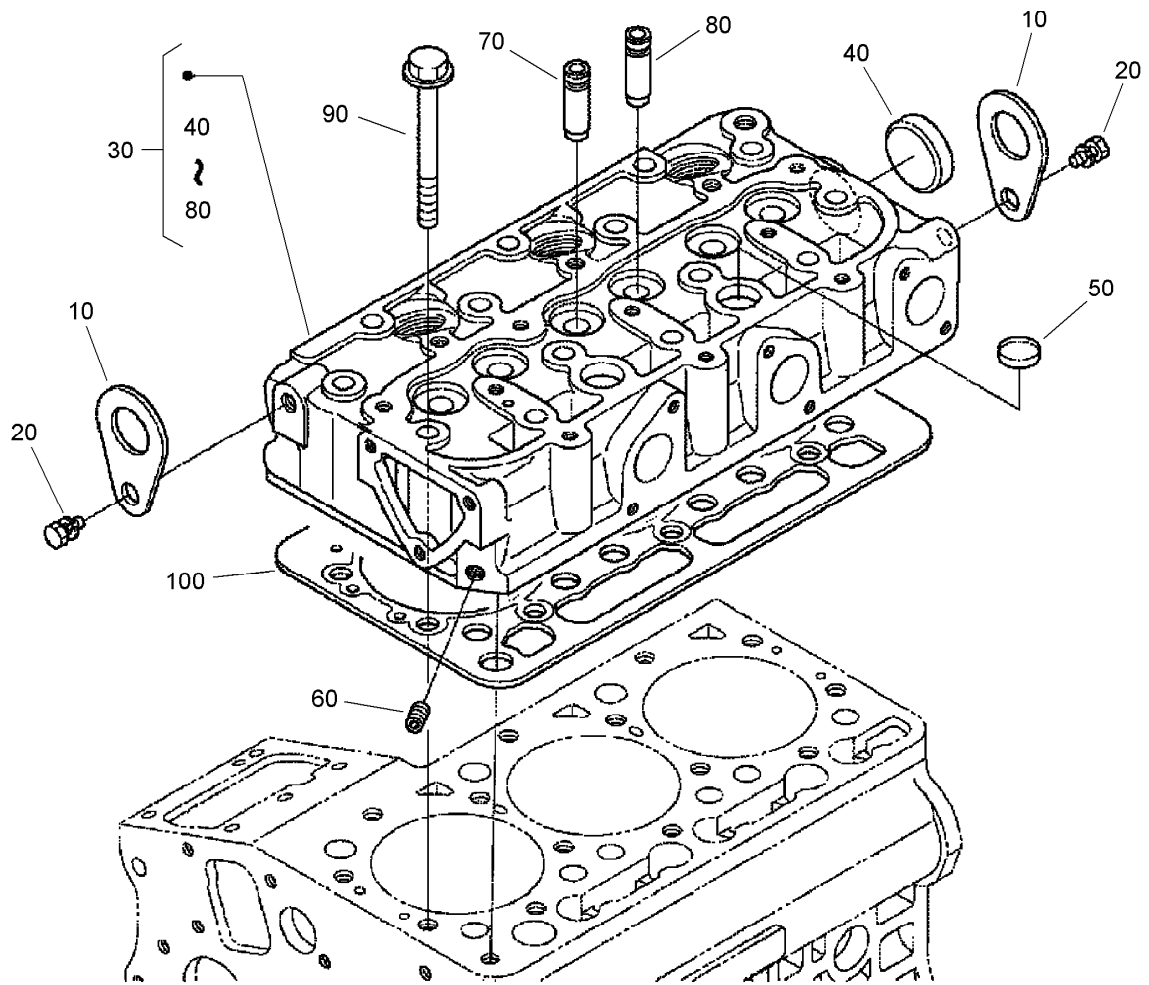
## Crankcase Assembly

<i>Ref.</i>	<i>Part Number</i>	<i>Qty.</i>	<i>Description</i>
10	110-3701	1	Crankcase
20	100-2019	3	Cap-Sealing
30	100-2020	3	Cap-Sealing
35	110-3702	2	Cap-Sealing
40	98-9398	2	Cap-Sealing
50	98-7540	5	Plug
60	98-7487	3	Plug
70	98-7488	1	Plug
80	100-1851	1	Plug-Expansion
90	98-9375	2	Pin-Straight
100	98-9377	2	Pin-Straight
110	98-7506	1	Pin-Pipe
120	98-9387	2	Pin-Pipe
130	100-2051	2	Pin-Pipe
140	100-1991	1	Cover-Fuel, Camshaft
150	99-3447	1	Plug
160	106-7056	1	Gasket



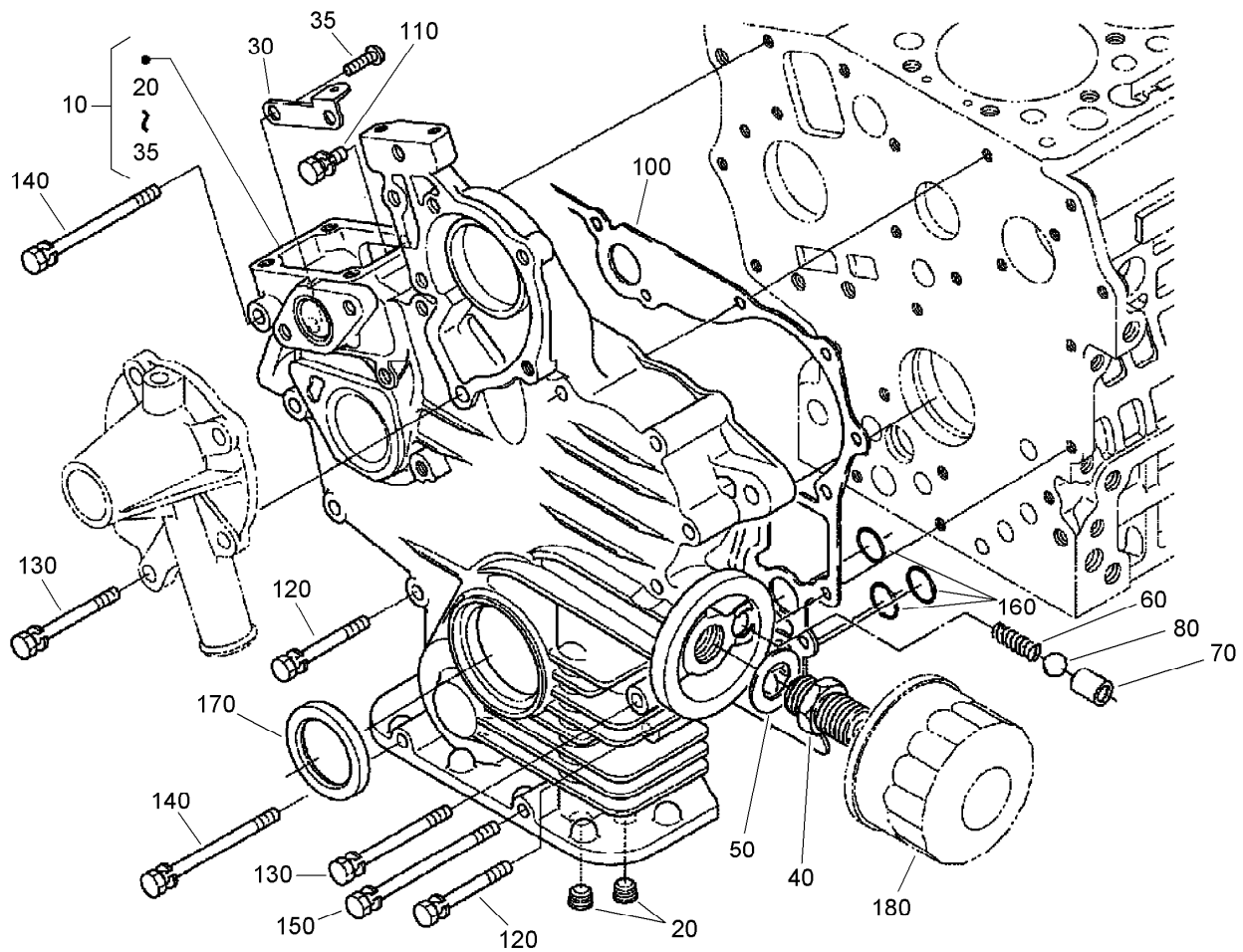
## Oil Pan Assembly

<i>Ref.</i>	<i>Part Number</i>	<i>Qty.</i>	<i>Description</i>
5	110-3703	1	Oil Pan ASM
10	112-2523	1	Pan-Oil
20	98-9351	22	Bolt
30	98-7523	1	Plug-Drain
40	98-9399	1	Gasket
50	100-2001	1	Strainer-Pickup, Oil
60	100-2205	1	O-Ring
70	100-9195	1	Bolt
80	110-3704	1	Gasket
90	108-6572	1	Plug-Drain



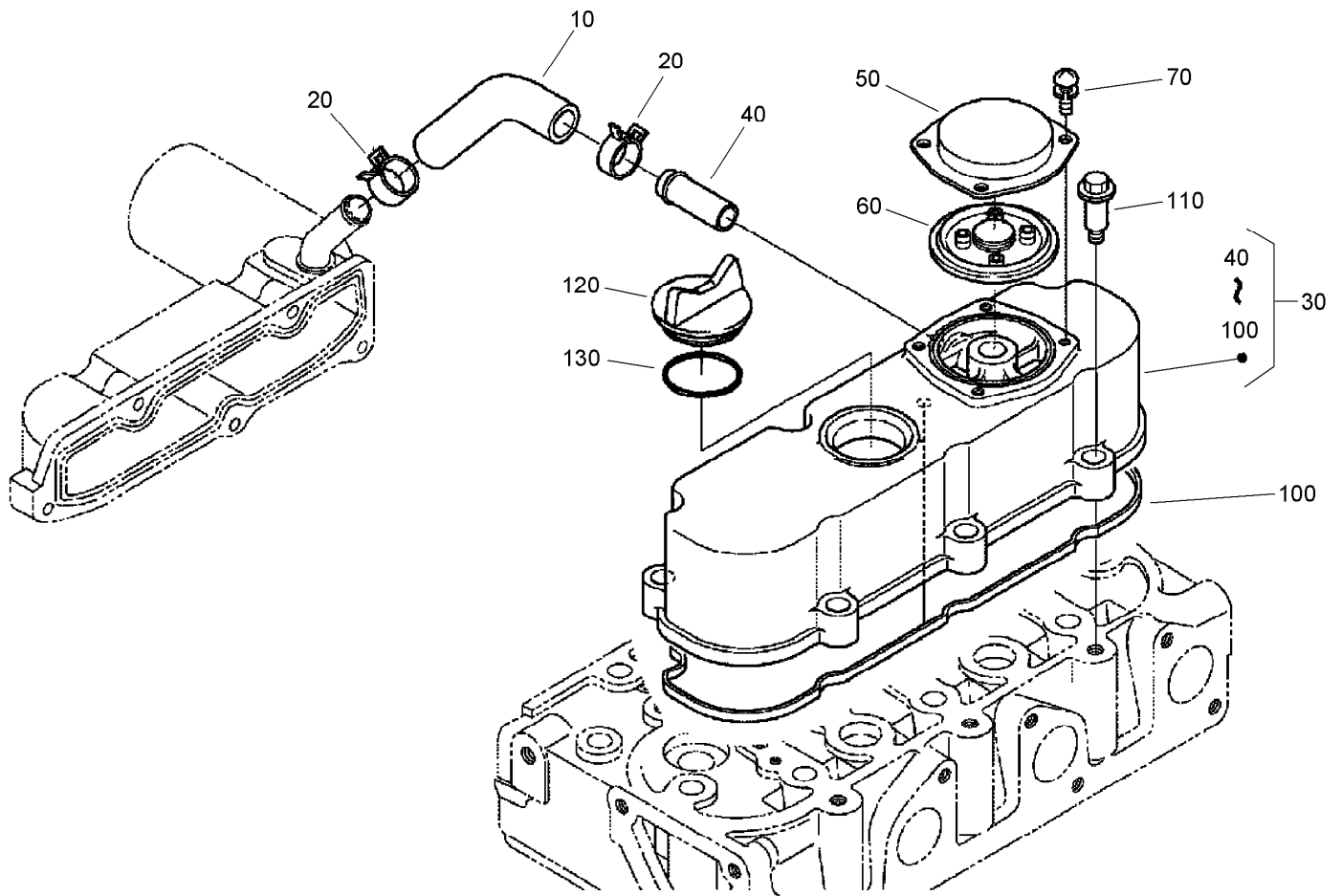
## Cylinder Head Assembly

<i>Ref.</i>	<i>Part Number</i>	<i>Qty.</i>	<i>Description</i>
10	98-7531	2	Hook-Engine
20	98-7526	2	Bolt
30	110-3705	1	Head-Cylinder
40	98-9395	1	*obs* Cap-Sealing
50	98-9389	2	Cap-Sealing
60	98-7540	1	Plug
70	100-1882	3	Guide-Valve, Inlet
80	100-1883	3	Guide-Valve, Exhaust
90	100-1820	14	Bolt-Head, Cylinder
100	110-3706	1	Gasket-Head, Cylinder



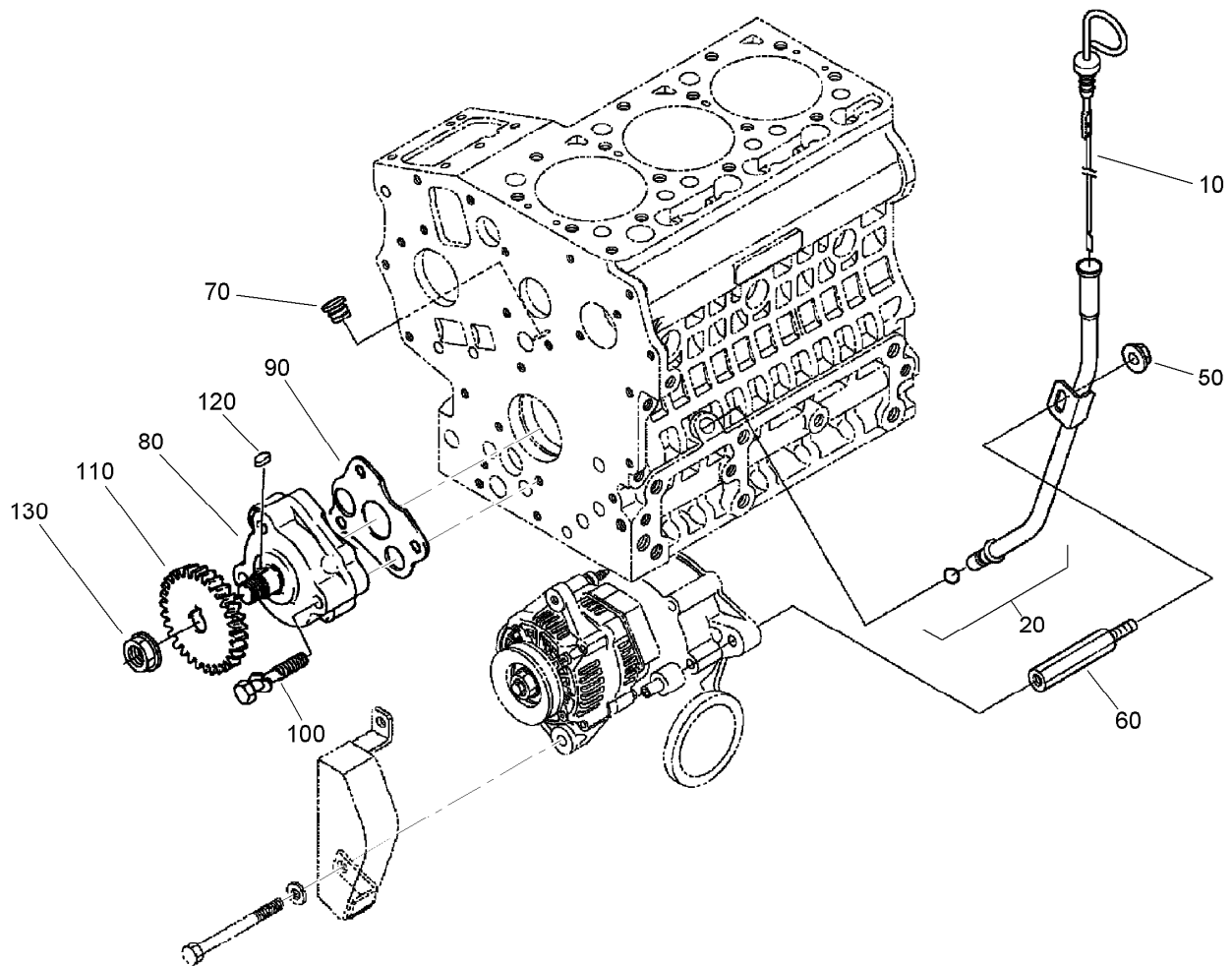
## Gear Case Assembly

<i>Ref.</i>	<i>Part Number</i>	<i>Qty.</i>	<i>Description</i>
10	110-3707	1	Case-Gear
20	98-7488	2	Plug
30	110-3708	1	Stay-Spring, Start
35	100-2040	2	Screw
40	98-9388	1	Joint-Pipe
50	100-1926	1	Washer-Plain
60	100-2004	1	Spring
70	100-1894	1	Seat-Valve
80	100-1792	1	Ball
100	110-3709	1	Gasket-Gearcase
110	98-7605	1	Bolt
120	98-9355	9	Bolt
130	100-1922	2	Bolt
140	98-9357	2	Bolt
150	110-3710	1	Bolt
160	100-1785	3	O-Ring
170	100-1971	1	Seal-Oil
180	100-1892	1	Cartridge-Filter, Oil



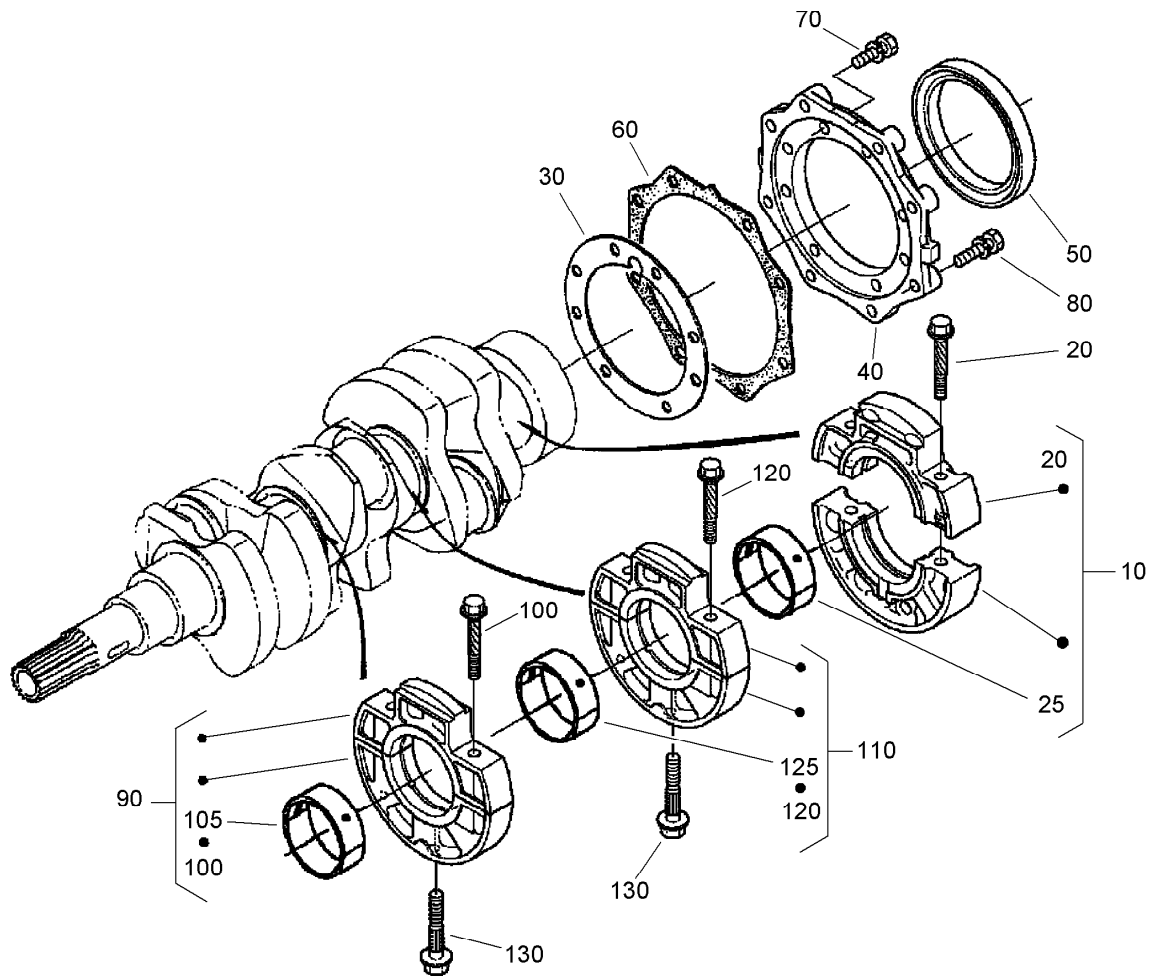
## Head Cover Assembly

<i>Ref.</i>	<i>Part Number</i>	<i>Qty.</i>	<i>Description</i>
10	110-3711	1	Tube-Breather
20	110-3712	2	Clamp-Hose
30	110-3713	1	Cylinder Head Cover ASM
40	98-9580	1	Pipe-Return, Water
50	110-3714	1	Cover-Breather
60	110-3715	1	Valve-Breather
70	98-9364	4	Screw (With Washer)
100	112-2521	1	Gasket-Cover, Head
110	108-7063	6	Bolt
120	107-9075	1	Plug-Filler, Oil
130	99-3446	1	O-Ring



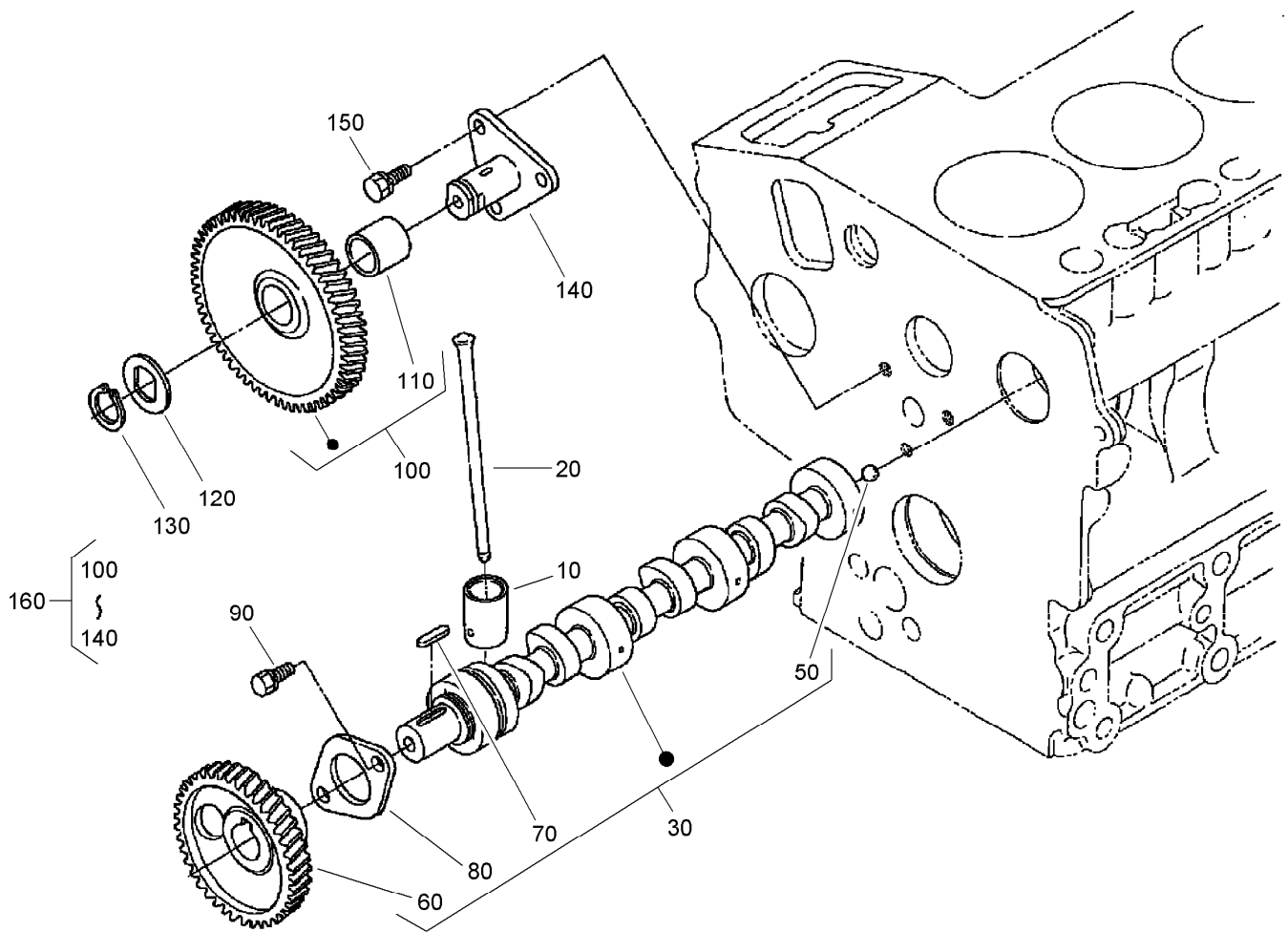
## Oil Pump and Dipstick Assembly

<i>Ref.</i>	<i>Part Number</i>	<i>Qty.</i>	<i>Description</i>
10	112-2489	1	Gauge-Oil
20	112-2490	1	Oil Gauge Guide ASM
50	112-2492	1	Nut-Flange
60	112-2493	1	Support-Guide, Gauge
70	110-3720	1	Plug-Gauge, Oil
80	100-2002	1	Oil Pump ASM
90	100-1958	1	Gasket-Pump, Oil
100	100-1923	3	Bolt
110	100-1893	1	Gear-Drive, Oil Pump
120	98-7658	1	Key-Feather
130	100-1779	1	Nut-Flange



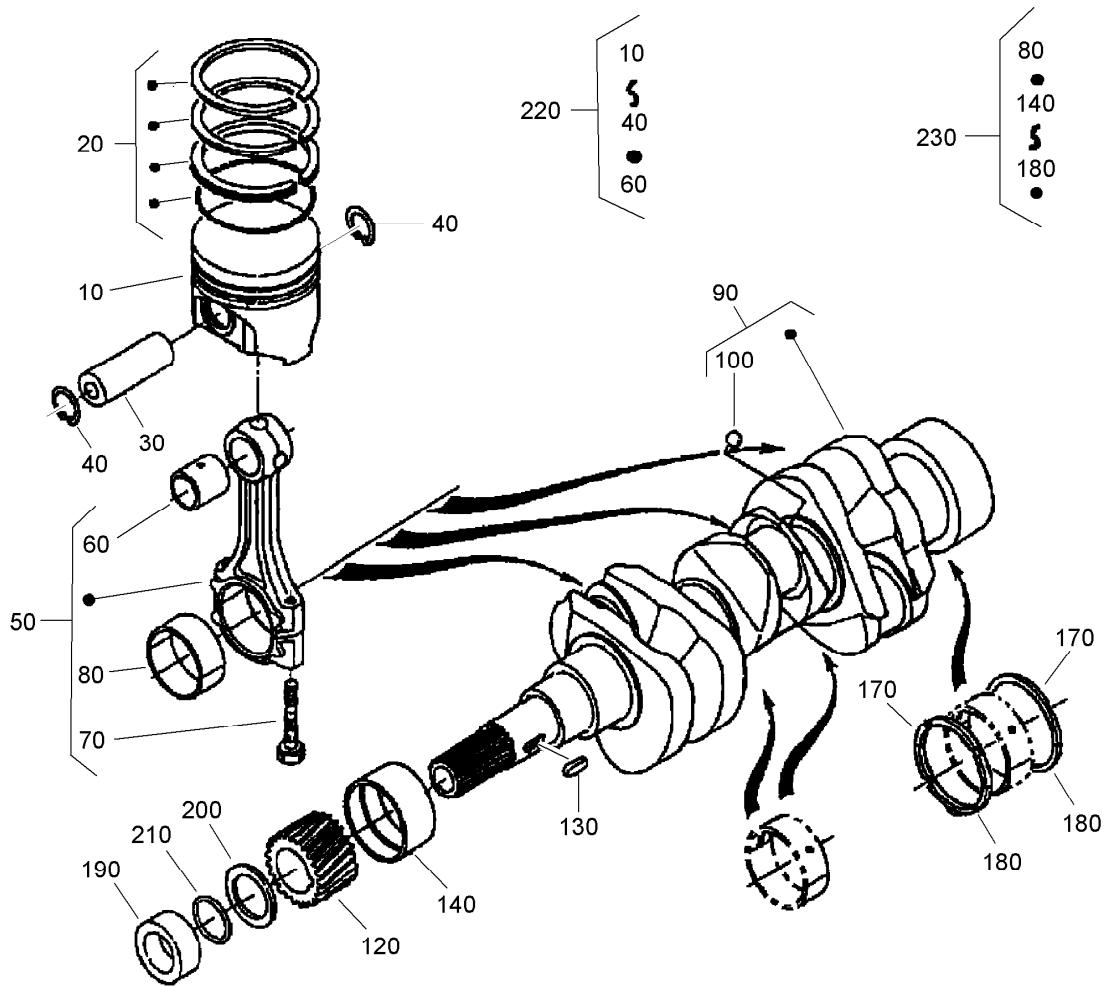
## Main Bearing Case Assembly

Ref.	Part Number	Qty.	Description
10	112-2494	1	Wheel Case Bearing ASM
20	110-3723	2	Bolt-Case, Bearing
25	110-3744	1	Crankshaft Metal ASM (STD)
25	110-3745	1	Crankshaft Metal ASM (-0.20MM)
25	110-3746	1	Crankshaft Metal ASM (-0.40MM)
30	112-2812	1	Gasket-Case, Bearing
40	100-1875	1	Cover-Case, Bearing
50	110-3724	1	Seal-Oil
60	100-1876	1	Gasket-Cover, Case
70	98-7568	8	Bolt
80	100-1750	8	Bolt
90	112-2495	1	Main Case Bearing ASM
100	110-3723	2	Bolt-Case, Bearing
105	110-3741	1	Crankshaft Metal ASM (STD)
105	110-3742	1	Crankshaft Metal ASM (-0.20MM)
105	110-3743	1	Crankshaft Metal ASM (-0.40Mm)
110	112-2496	1	Main Case Bearing ASM
120	110-3723	2	Bolt-Case, Bearing
125	110-3741	1	Crankshaft Metal ASM (STD)
125	110-3742	1	Crankshaft Metal ASM (-0.20MM)
125	110-3743	1	Crankshaft Metal ASM (-0.40Mm)
130	100-1874	2	Bolt-Case, Bearing



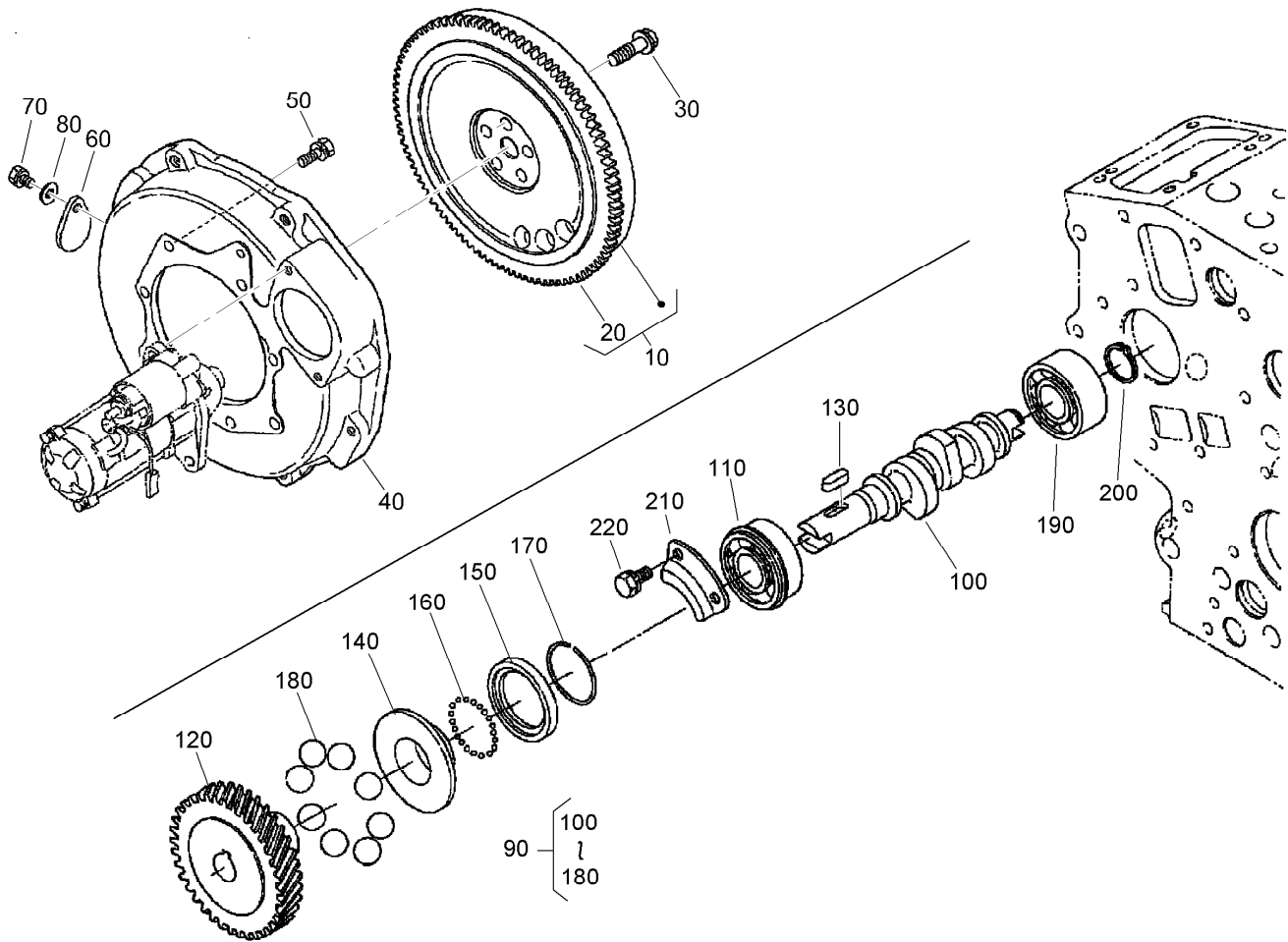
## Cam Shaft and Idle Gear Assembly

<i>Ref.</i>	<i>Part Number</i>	<i>Qty.</i>	<i>Description</i>
10	110-3727	6	Tappet
20	100-1989	6	Rod-Push
30	110-3728	1	Camshaft ASM
50	110-3729	1	Ball
60	100-2163	1	Gear-Cam
70	98-9378	1	Key-Feather
80	100-1887	1	Stopper-Camshaft
90	98-9350	2	Bolt
100	100-1966	1	Gear-Idle
110	100-1968	1	Bushing
120	100-1970	1	Collar-Gear, Idle
130	100-1969	1	Ring-Snap
140	100-1967	1	Shaft-Gear, Idle
150	98-9351	1	Bolt
160	100-2240	1	Idle Gear ASM



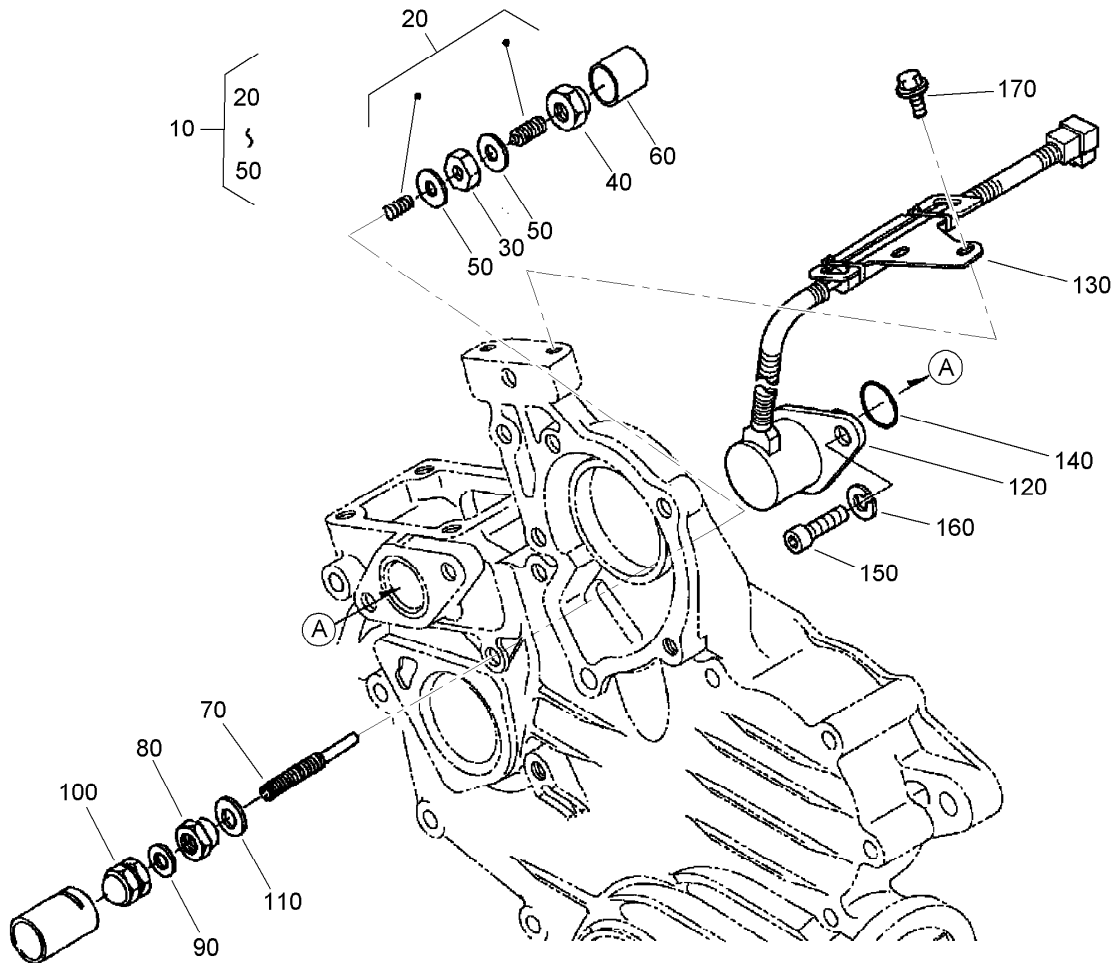
## Piston and Crankshaft Assembly

Ref.	Part Number	Qty.	Description	Ref.	Part Number	Qty.	Description
10	112-2499	3	Piston	140	110-3739	1	Metal-Crankshaft (-.0.20MM)
10	112-2500	3	Piston	140	110-3740	1	Metal-Crankshaft (-0.40MM)
20	112-2501	3	Piston Ring ASM (STD)	170	100-1836	2	Metal-Side (STD)
20	112-2502	3	Piston Ring ASM (+.25MM)	170	100-1838	2	Metal-Side (+0.20MM)
30	110-3734	3	Pin-Piston	170	100-1839	2	Metal-Side (+0.40MM)
40	100-1835	6	Circlip-Internal	180	100-1837	1	Metal-Side (STD)
50	110-3735	3	Connecting Rod ASM	180	100-1840	1	Metal-Side (+0.2MM)
60	112-2814	3	Bushing-Pin, Piston	180	100-1841	1	Metal-Side (+0.4MM)
70	100-1999	6	Bolt-Rod, Connecting	190	100-1890	2	Collar-Crankshaft
80	100-2000	3	Metal-Crankpin (STD)	200	100-1974	2	Slinger-Oil
80	100-1942	3	Metal-Crankpin (-0.20Mm)	210	100-2209	2	O-Ring
80	100-1943	3	Metal-Crankpin (-0.40Mm)	220	112-2497	2	Piston Kit (STD)
90	110-3737	1	Crankshaft	230	112-2498	2	Piston Kit (+.25MM)
100	100-1791	3	Ball	230	110-3749	2	Engine Metal Kit
120	100-1891	1	Gear-Crankshaft	230	110-3750	1	Engine Metal Kit
130	100-1752	1	Key-Feather	230	110-3751	1	Engine Metal Kit
140	110-3738	1	Metal-Crankshaft (STD)				



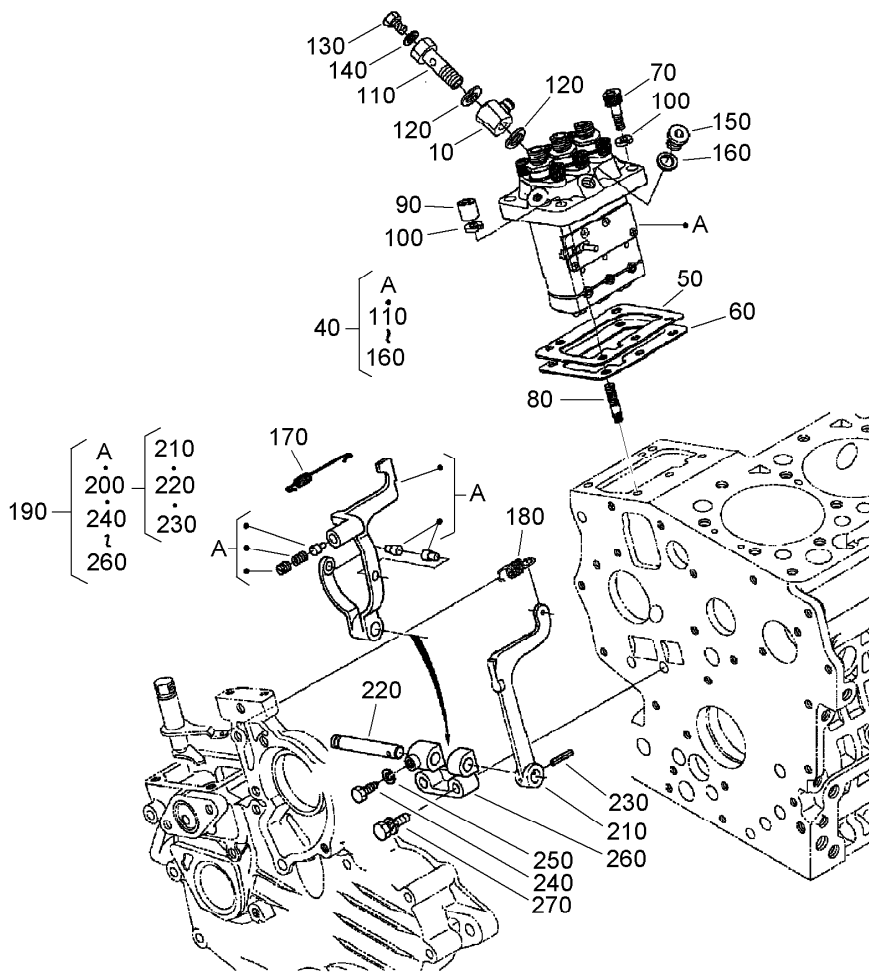
## Flywheel, Fuel Camshaft and Governor Shaft Assembly

Ref.	Part Number	Qty.	Description
10	110-3752	1	Flywheel
20	100-2156	1	Gear-Ring
30	100-1930	5	Bolt-Flywheel
40	100-2234	1	Housing-Flywheel
50	98-9359	10	Bolt
60	100-2177	1	Cover
70	100-9195	1	Bolt
80	98-7660	1	Washer-Plain
90	112-2817	1	Camshaft ASM
100	112-2818	1	Camshaft-Fuel
110	100-1795	1	Bearing-Ball
120	100-2006	1	Gear-Pump, Injection
130	100-1752	1	Key-Feather
140	100-1903	1	Sleeve-Governor
150	100-1904	8	Case-Ball, Governor
160	100-1790	32	Ball
170	100-1843	1	Circ-Clip
180	100-1793	8	Ball
190	112-2819	1	Bearing-Ball
200	100-1784	1	Circ-Clip, External
210	100-1888	1	Stopper-Fuel, Camshaft
220	98-9350	2	Bolt



## Idle Apparatus and Stop Solenoid Assembly

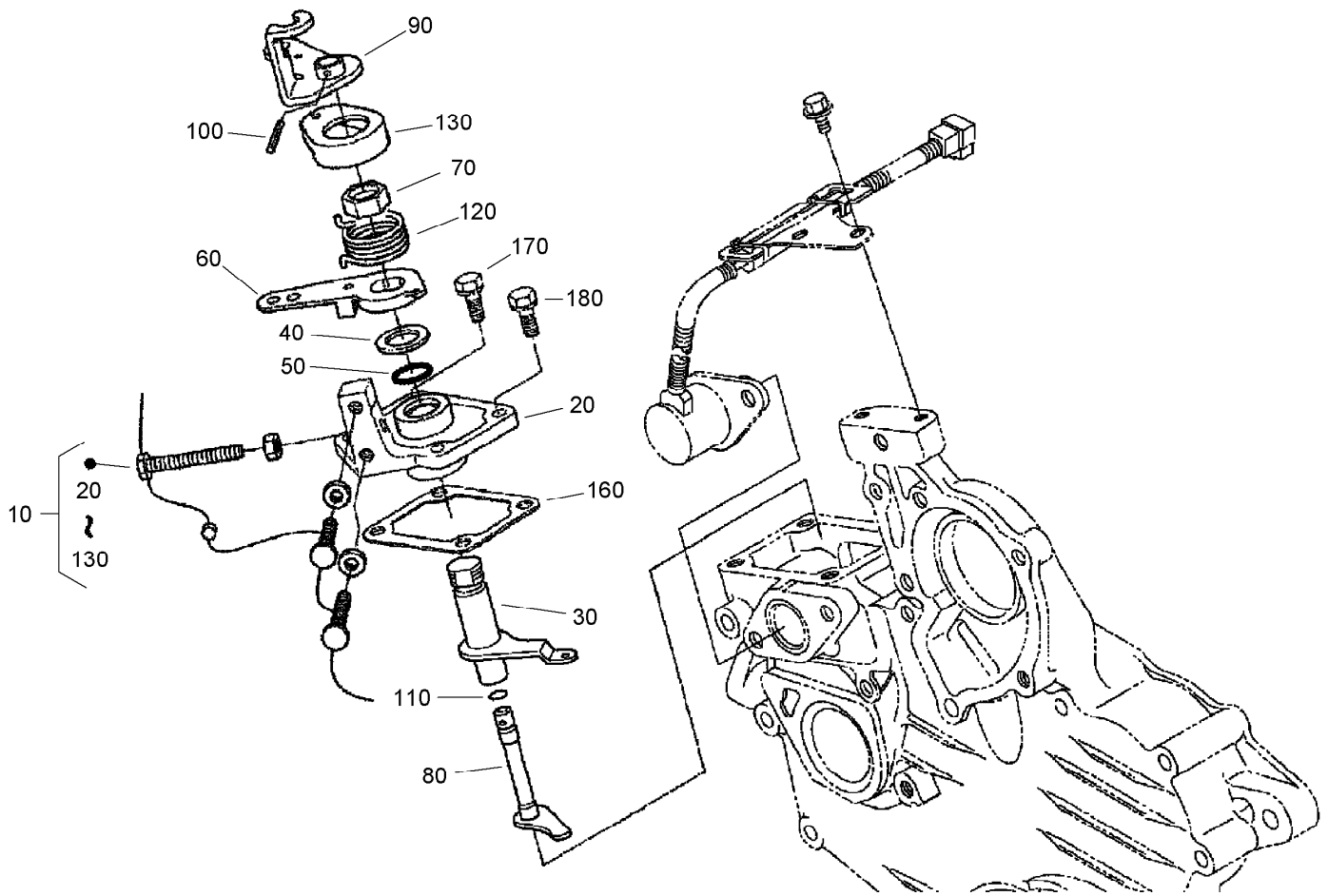
<i>Ref.</i>	<i>Part Number</i>	<i>Qty.</i>	<i>Description</i>
10	100-1898	1	Idle Apparatus ASM
20	100-1899	1	Adjusting Bolt ASM
30	100-1846	1	Nut
40	100-1901	1	Nut-Cap
50	100-9155	2	Gasket
60	100-1902	1	Cap
70	112-2820	1	Bolt-Adjusting
80	100-2175	1	Nut-Lock
90	98-7654	1	Gasket
100	99-8387	1	Nut-Cap
110	107-9081	1	Gasket
120	110-3760	1	Solenoid-Stop
130	110-3761	1	Stay-Commander, Coil
140	110-3762	1	O-Ring
150	110-3763	2	Bolt-HSH
160	98-7515	2	Washer-Spring
170	100-1774	2	Bolt-Flange



## Injection Pump and Governor Assembly

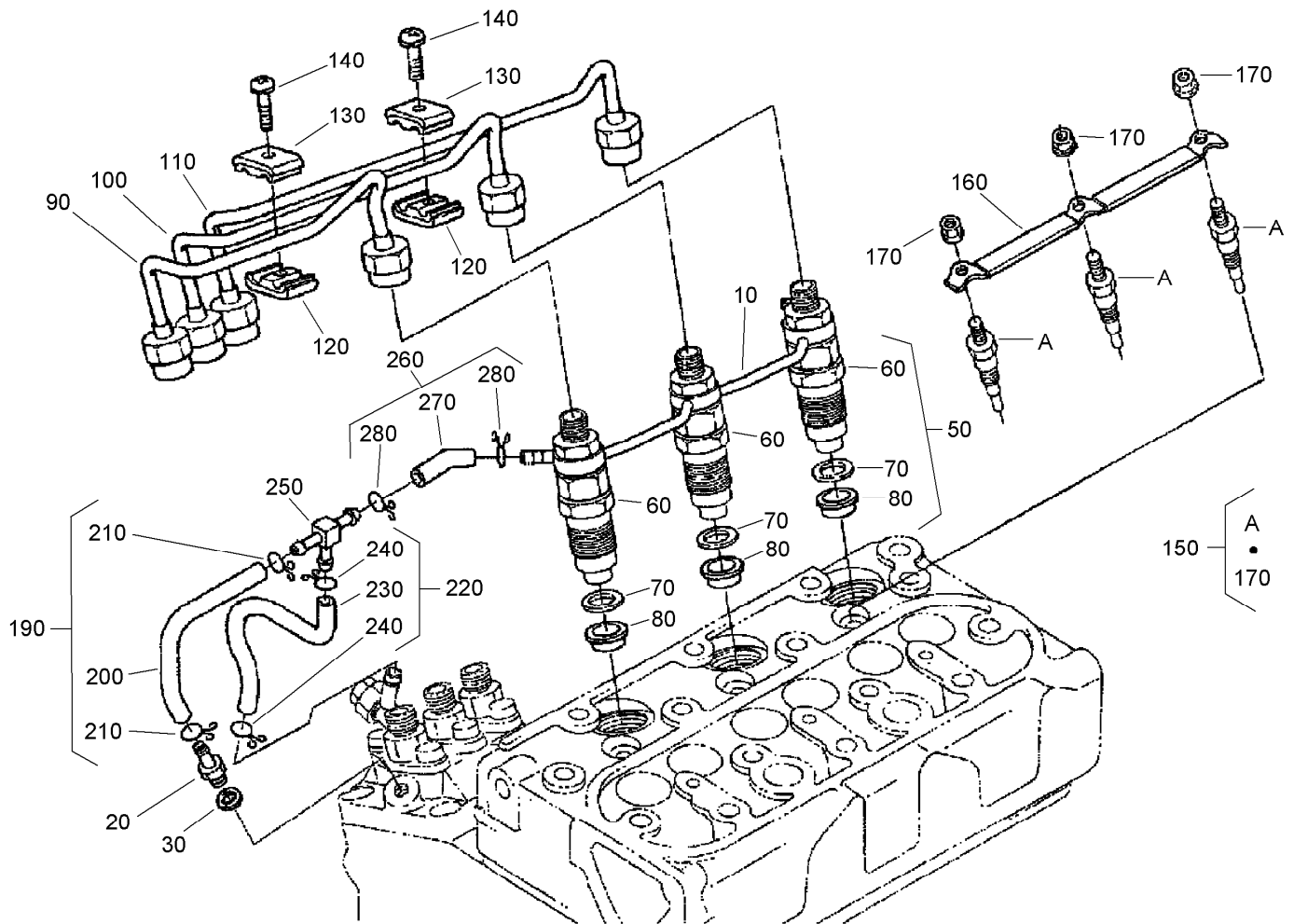
<i>Ref.</i>	<i>Part Number</i>	<i>Qty.</i>	<i>Description</i>
10	110-3764	1	Joint
40	110-3765	1	Injection Pump ASM
50	98-9456	1	Shim-Injection (0.20MM)
50	98-9457	1	Shim-Injection (0.25MM)
60	98-9458	1	Shim-Injection (0.30MM)
70	98-9361	2	Bolt-HSH
80	98-9438	2	Stud
90	98-9440	2	Nut-Cap
100	98-7515	4	Washer-Spring
110	100-1896	1	Screw-Hollow
120	98-9445	2	Gasket
130	98-9430	1	Screw
140	98-9446	1	Gasket

<i>Ref.</i>	<i>Part Number</i>	<i>Qty.</i>	<i>Description</i>
150	98-9466	1	Plug
160	98-9451	1	Gasket
170	110-3766	1	Spring-Start
180	110-3767	1	Spring-Governor
190	112-2506	1	Fork Lever ASM
200	100-1905	1	Fork Lever ASM
210	100-1907	1	Lever-Fork
220	100-1908	1	Shaft-Lever, Fork
230	100-1751	1	Pin-Spring
240	100-1845	1	Bolt
250	100-2204	1	Washer-Spring
260	100-1909	1	Holder-Lever, Fork
270	100-1763	2	Bolt



## Speed Control Plate Assembly

<i>Ref.</i>	<i>Part Number</i>	<i>Qty.</i>	<i>Description</i>
10	110-3769	1	Speed Control Plate ASM
20	112-2821	1	Plate-Control, Speed
30	110-3771	1	Lever-Governor
40	112-2823	1	Collar
50	100-2208	1	O-Ring
60	112-2824	1	Lever-Control, Speed
70	112-2825	1	Nut-Control, Speed
80	110-3775	1	Shaft-Lever
90	110-3776	1	Lever-Stop, Engine
100	110-3777	1	Pin-Spring
110	100-2207	1	O-Ring
120	110-3778	1	Spring-Return
130	110-3779	1	Cap
160	100-1962	1	Gasket-Plate, Control
170	98-7605	2	Bolt
180	112-2507	2	Bolt

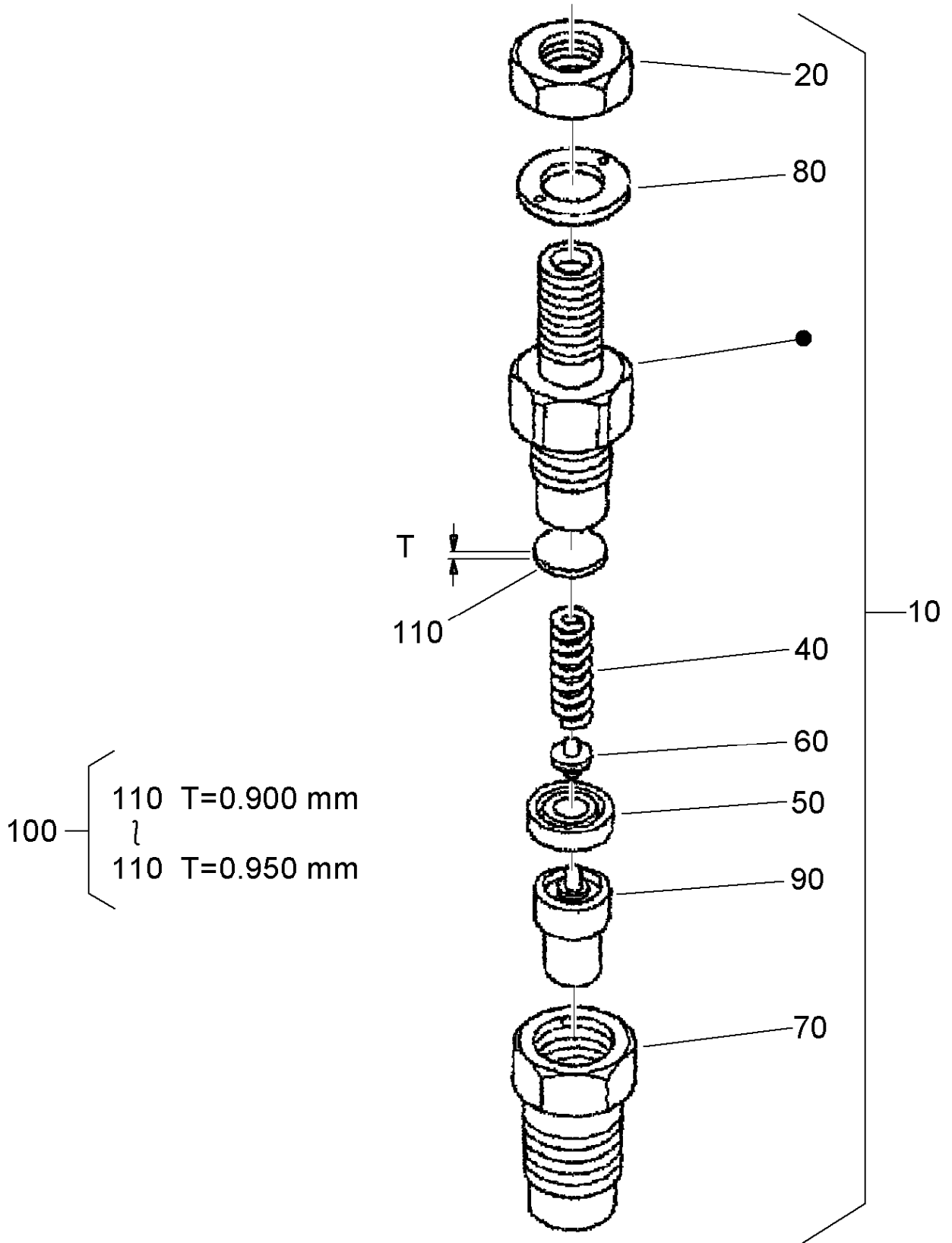


## Nozzle Holder and Glow Plug Assembly

Ref.	Part Number	Qty.	Description
10	110-3780	1	Over Flow Pipe ASM
20	98-9431	1	Screw-Bleeder, Air
30	98-7654	1	Gasket
50	100-1982	3	Nozzle Holder Kit
60	100-1760	3	Nozzle Holder ASM
70	98-7676	3	Gasket
80	98-7677	3	Seal-Heat
90	110-3781	1	Pipe-Injection
100	110-3782	1	Pipe-Injection
110	110-3783	1	Pipe-Injection
120	98-7682	2	Clamp-Pipe
130	98-7683	2	Clamp-Pipe
140	98-7684	2	Screw (W/Washer)

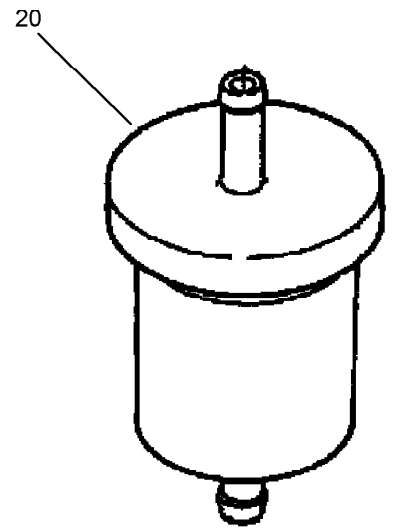
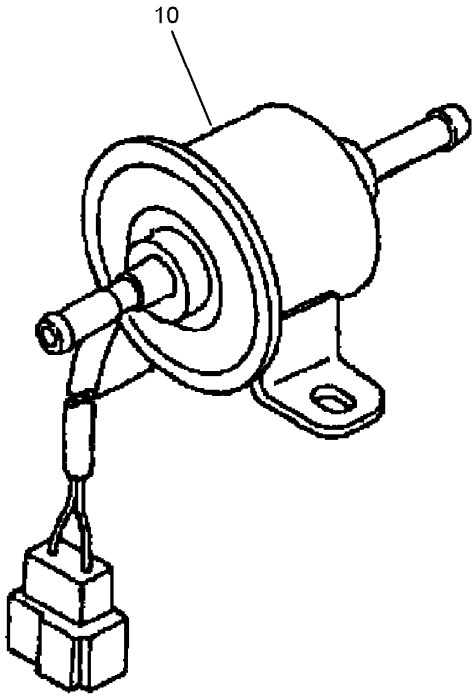
Ref.	Part Number	Qty.	Description
150	112-2831	3	Plug-Glow
160	110-3784	1	Cord-Plug, Glow
170	99-8377	3	Nut-Flange
190	110-3785	1	Fuel Tube ASM
200	110-3786	1	Tube-Fuel
210	98-7671	2	Clip-Pipe
220	110-3787	1	Fuel Tube ASM
230	110-3788	1	Tube-Fuel
240	98-7671	2	Clip-Pipe
250	110-3789	1	Joint-T Pipe
260	110-3790	1	Fuel Tube ASM
270	110-3791	1	Tube-Fuel
280	98-7671	2	Clip-Pipe

# Nozzle Holder and Components



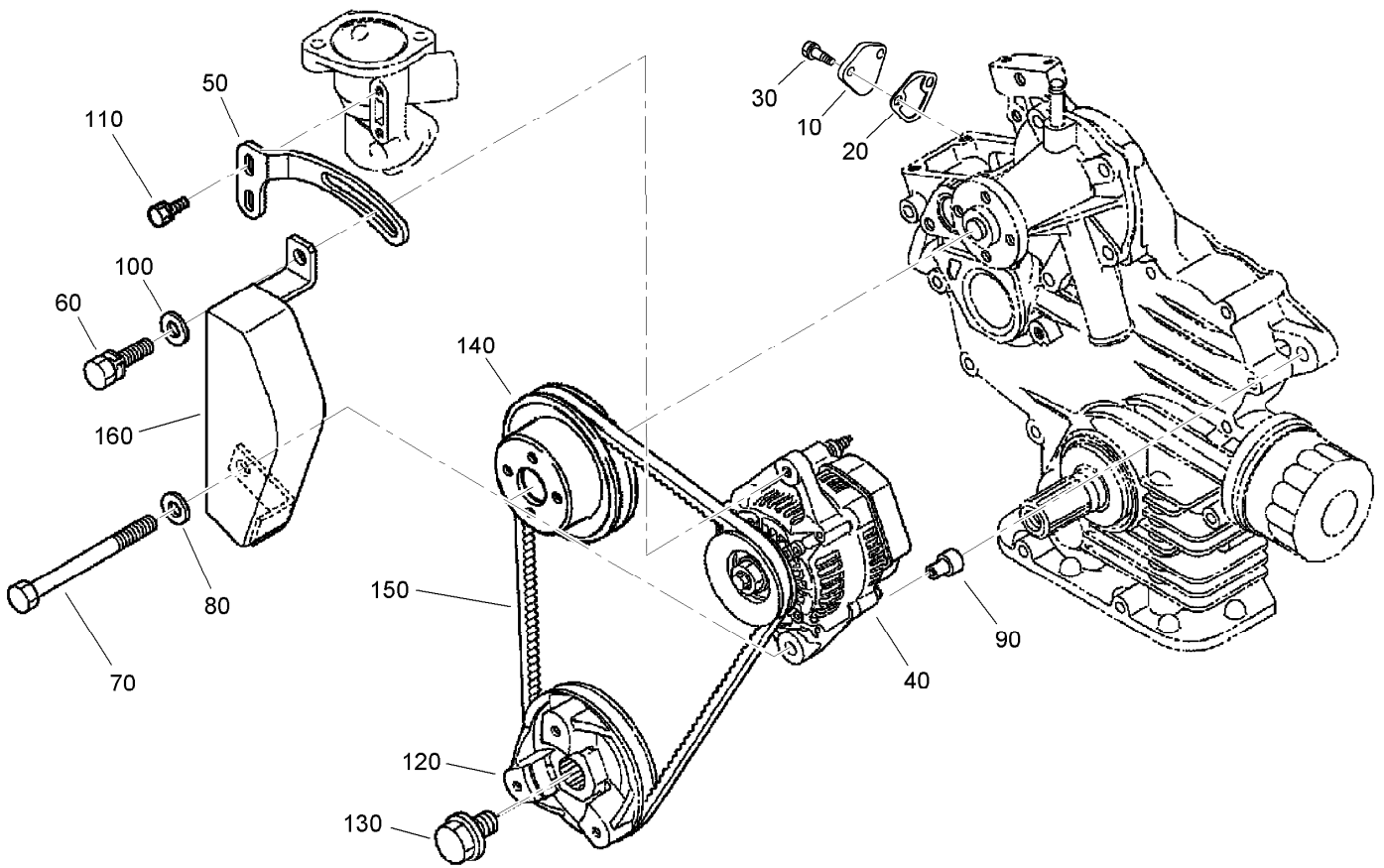
## Nozzle Holder and Components (continued)

<i>Ref.</i>	<i>Part Number</i>	<i>Qty.</i>	<i>Description</i>	<i>Ref.</i>	<i>Part Number</i>	<i>Qty.</i>	<i>Description</i>
10	100-1758	3	Nozzle Holder ASM	110	98-7860	3	Washer-Adjusting (1.400MM)
20	98-7613	3	Nut	110	98-7861	3	Washer-Adjusting (1.425MM)
40	98-7647	3	Spring-Nozzle	110	98-7862	3	Washer-Adjusting (1.450MM)
50	98-7665	3	Spacer-Distance	110	98-7863	3	Washer-Adjusting (1.475MM)
60	98-7666	3	Rod-Push	110	98-7864	3	Washer-Adjusting (1.500MM)
70	100-2242	3	Nut-Nozzle	110	98-7865	3	Washer-Adjusting (1.525MM)
80	98-7668	3	Washer	110	98-7866	3	Washer-Adjusting (1.550MM)
90	100-2009	3	Piece-Nozzle	110	98-7867	3	Washer-Adjusting (1.575MM)
100	98-9448	3	Adjusting Washer ASM	110	98-7868	3	Washer-Adjusting (1.600MM)
110	112-2508	3	Washer-Adjusting	110	98-7869	3	Washer-Adjusting (1.625MM)
110	98-7842	3	Washer-Adjusting (0.950Mm)	110	98-7870	3	Washer-Adjusting (1.650MM)
110	98-7841	3	Washer-Adjusting (0.925Mm)	110	98-7871	3	Washer-Adjusting (1.675MM)
110	98-7843	3	Washer-Adjusting (0.975Mm)	110	98-7872	3	Washer-Adjusting (1.700MM)
110	98-7844	3	Washer-Adjusting (1.000Mm)	110	98-7873	3	Washer-Adjusting (1.725MM)
110	98-7845	3	Washer-Adjusting (1.025Mm)	110	98-7874	3	Washer-Adjusting (1.750MM)
110	98-7846	3	Washer-Adjusting (1.050Mm)	110	98-7875	3	Washer-Adjusting (1.775MM)
110	98-7847	3	Washer-Adjusting (1.075MM)	110	98-7876	3	Washer-Adjusting (1.800MM)
110	98-7848	3	Washer-Adjusting (1.100MM)	110	98-7877	3	Washer-Adjusting (1.825MM)
110	98-7849	3	Washer-Adjusting (1.125MM)	110	98-7878	3	Washer-Adjusting (1.850MM)
110	98-7850	3	Washer-Adjusting (1.150MM)	110	98-7879	3	Washer-Adjusting (1.875MM)
110	98-7851	3	Washer-Adjusting (1.175MM)	110	98-7880	3	Washer-Adjusting (1.900MM)
110	98-7852	3	Washer-Adjusting (1.200MM)	110	98-7881	3	Washer-Adjusting (1.925MM)
110	98-7853	3	Washer-Adjusting (1.225MM)	110	98-7882	3	Washer-Adjusting (1.950MM)
110	98-7854	3	Washer-Adjusting (1.250MM)				
110	98-7855	3	Washer-Adjusting (1.275MM)				
110	98-7856	3	Washer-Adjusting 1.300MM)				
110	98-7857	3	Washer-Adjusting (1.325MM)				
110	98-7858	3	Washer-Adjusting (1.350MM)				
110	98-7859	3	Washer-Adjusting (1.375MM)				



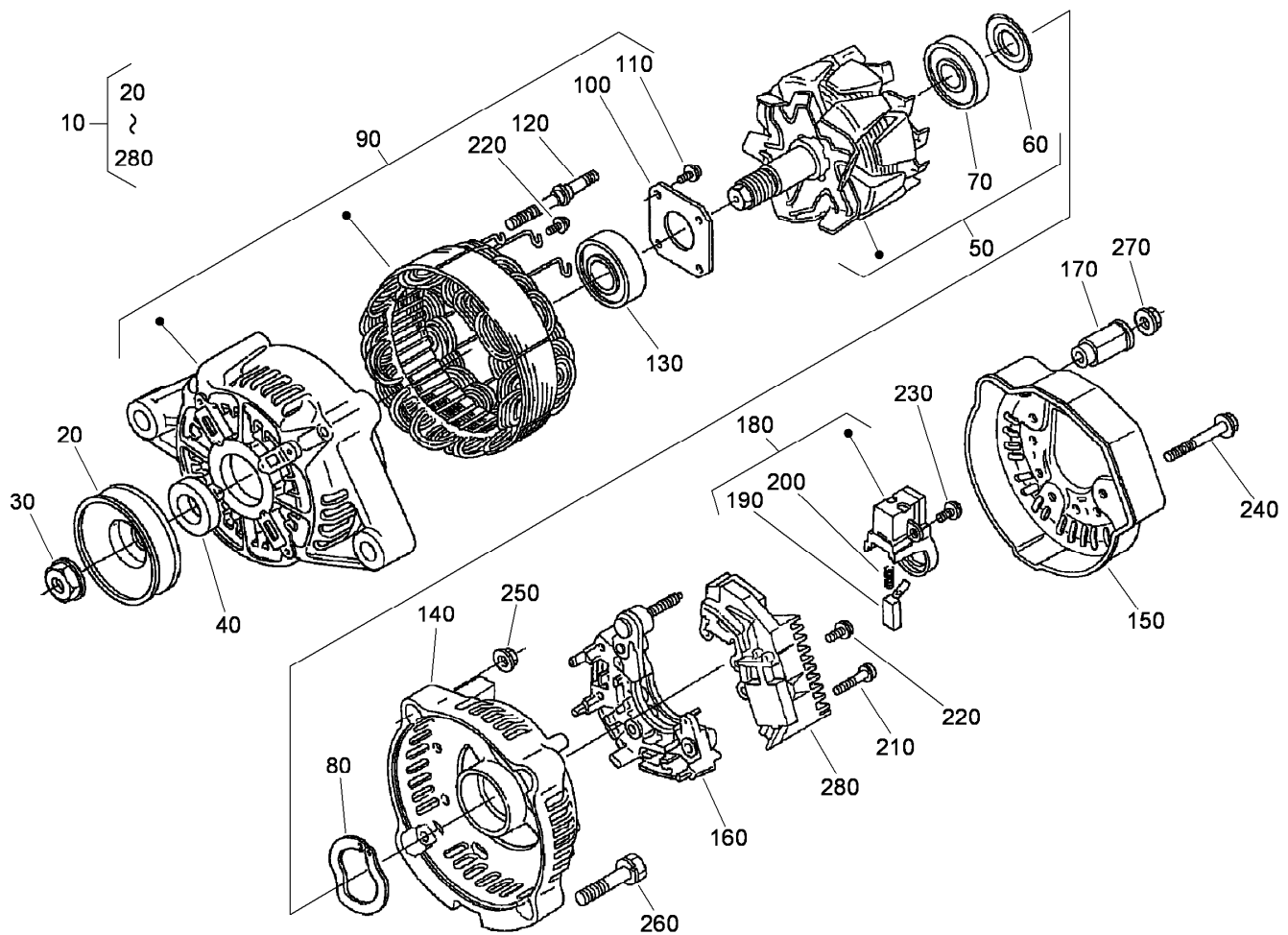
## Fuel Pump and Filter Assembly

<i>Ref.</i>	<i>Part Number</i>	<i>Qty.</i>	<i>Description</i>
10	107-0122	1	Pump-Fuel, Electric
20	98-7612	2	Filter-Fuel



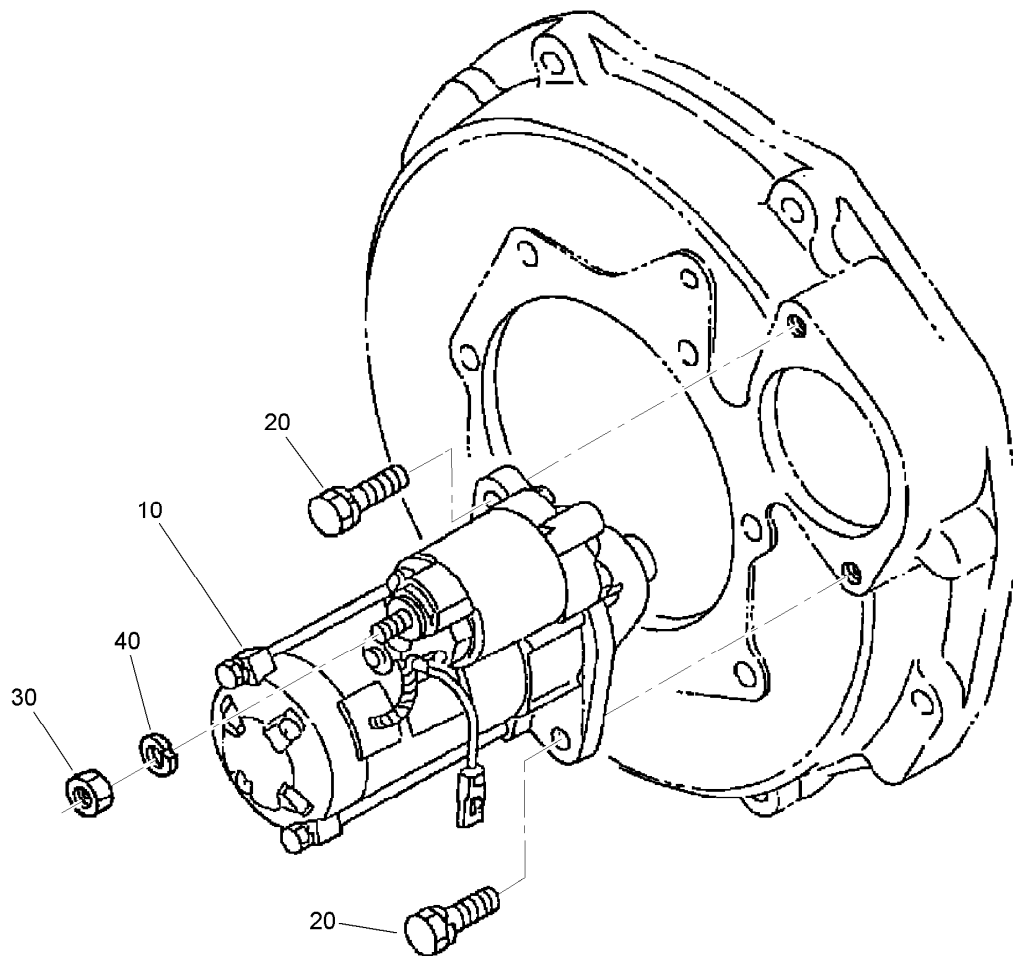
## Fuel Cover, Alternator and Pulley Assembly

<i>Ref.</i>	<i>Part Number</i>	<i>Qty.</i>	<i>Description</i>
10	99-3514	1	Cover
20	100-1961	1	Gasket-Pump, Fuel
30	98-7692	2	Bolt
40	98-9474	1	Alternator ASM
50	110-3792	1	Stay-Alternator
60	98-7697	1	Bolt
70	112-2509	1	Bolt
80	98-7660	1	Washer-Plain
90	110-3794	1	Collar
100	107-0119	1	Washer-Plain
110	98-7692	2	Bolt
120	112-2510	1	Pulley-Drive, Fan
130	100-1978	1	Bolt
140	100-1921	1	Pulley-Fan
150	112-2511	1	Belt
160	110-3797	1	Cover



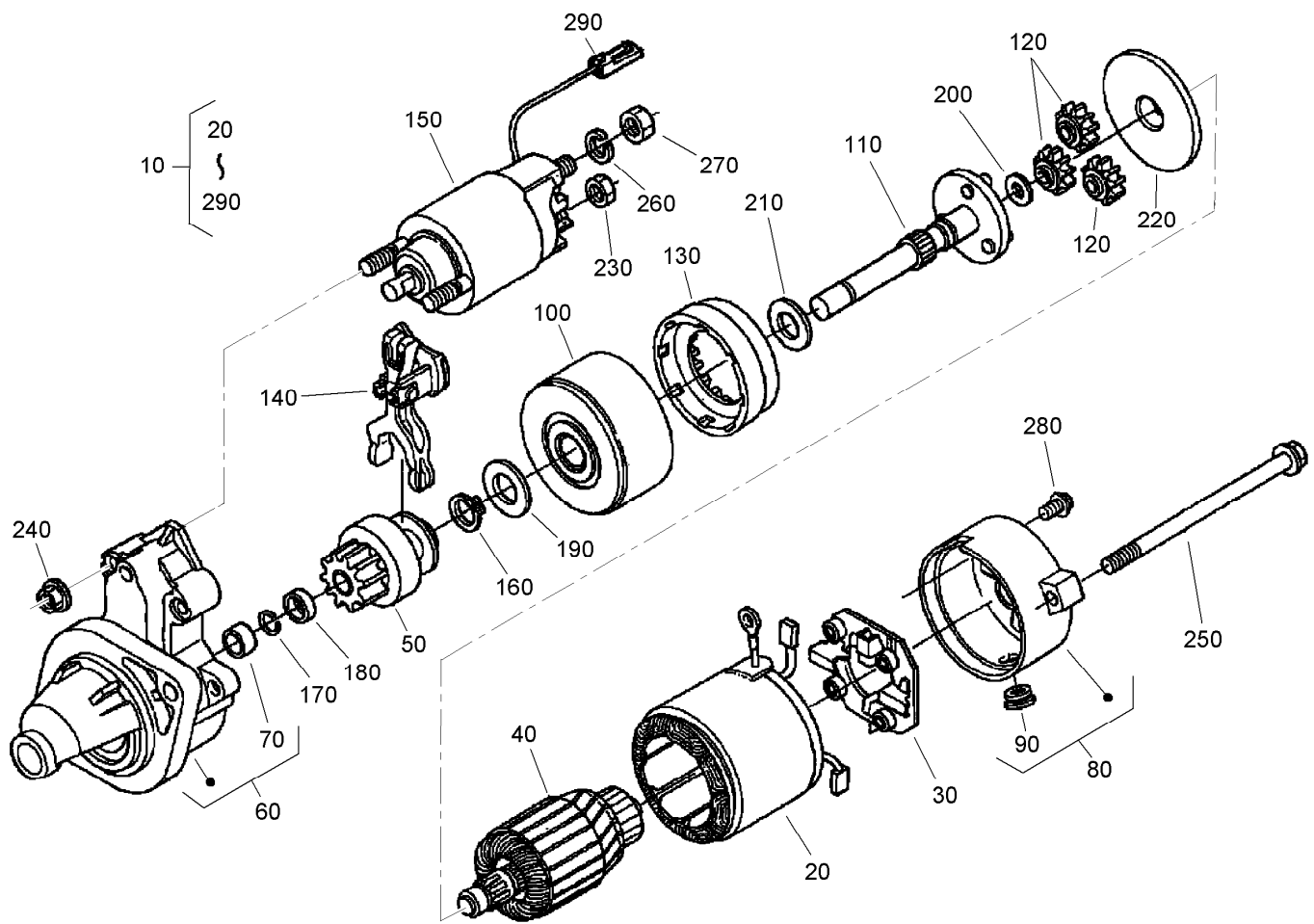
## Alternator Components

<i>Ref.</i>	<i>Part Number</i>	<i>Qty.</i>	<i>Description</i>	<i>Ref.</i>	<i>Part Number</i>	<i>Qty.</i>	<i>Description</i>
10	98-9474	1	Alternator ASM	150	107-0140	1	Cover-End
20	98-9453	1	Pulley-Dynamo	160	98-7721	1	Rectifier ASM
30	98-7708	1	Nut	170	98-7722	1	Bushing-Insulation
40	98-7709	1	Collar	180	107-0141	1	Brush Holder ASM
50	107-0136	1	Rotor ASM	190	98-7724	2	Brush
60	98-7711	1	Cover-Bearing	200	98-7725	2	Spring-Brush
70	107-0138	1	Bearing-Ball	210	98-7726	2	Screw-Head, Round
80	98-7713	1	Washer-Thrust	220	98-7727	6	Screw-Head, Round
90	107-0139	1	Drive End Frame ASM	230	98-7728	1	Screw-Head, Round
100	98-7715	1	Plate-Retainer	240	98-7729	3	Bolt
110	98-7716	4	Screw-Head, Round	250	98-7730	2	Nut
120	98-7717	2	Bolt-Through	260	98-7731	2	Bolt
130	107-0137	1	Bearing-Ball	270	98-7732	1	Nut
140	107-9087	1	Frame-End	280	110-3799	1	Regulator ASM



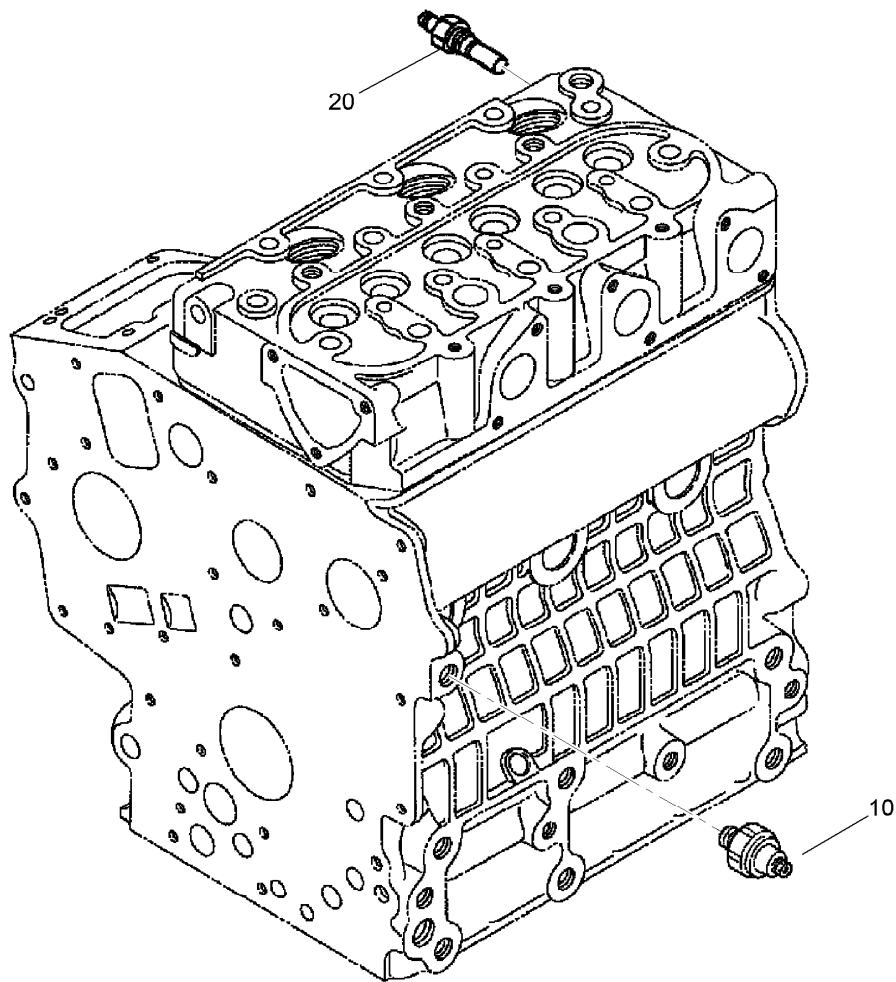
## Starter Assembly

<b>Ref.</b>	<b>Part Number</b>	<b>Qty.</b>	<b>Description</b>
10	100-2179	1	Starter ASM
20	98-7438	2	Bolt
30	98-7534	1	Nut
40	105-2893	1	Washer-Spring



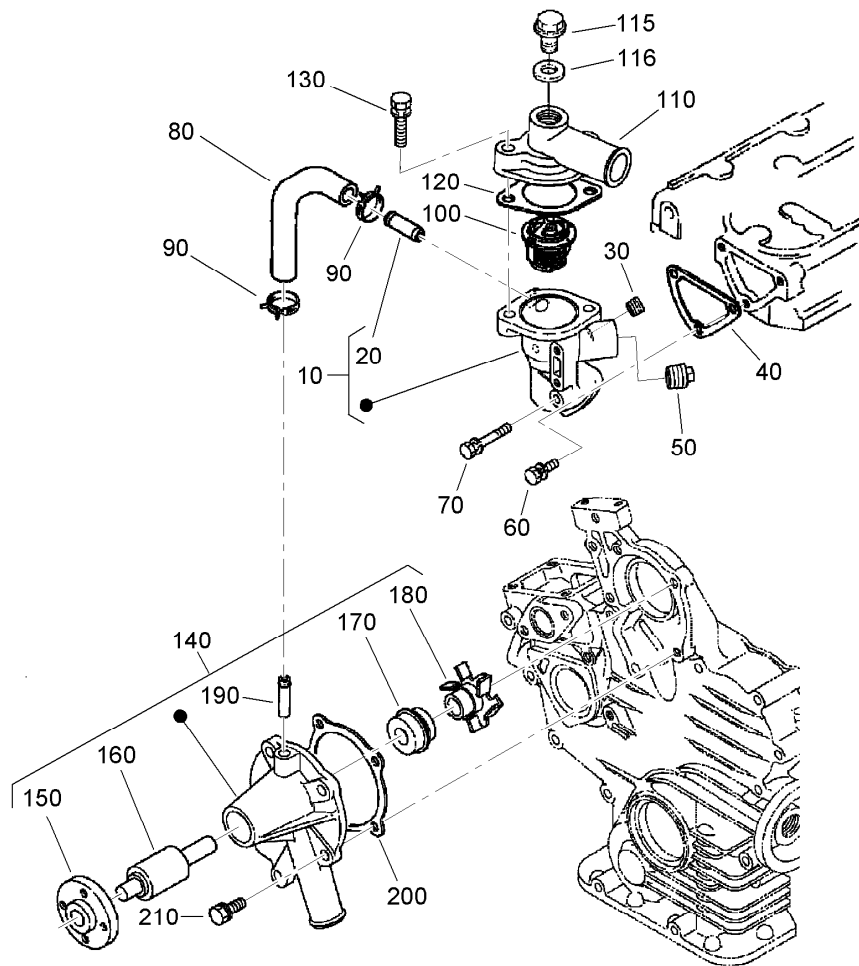
## Starter Components

<i>Ref.</i>	<i>Part Number</i>	<i>Qty.</i>	<i>Description</i>	<i>Ref.</i>	<i>Part Number</i>	<i>Qty.</i>	<i>Description</i>
10	112-2832	1	Starter ASM	160	100-2219	2	Ring-Snap
20	100-2181	1	Starter Yoke ASM	170	100-2212	1	Ring-Snap
30	100-2222	1	Holder ASM	180	100-2216	1	Collar
40	100-2182	1	Armature ASM	190	100-2224	1	Washer-Plain
50	100-2185	1	Starter Clutch ASM	200	100-2225	1	Washer-Plain
60	100-2180	1	Starter Housing ASM	210	100-2226	1	Washer-Plain
70	100-2183	1	Bearing	220	100-2227	1	Plate
80	100-2186	1	Frame ASM	230	100-2243	1	Nut-Hex
90	100-2213	1	Cover	240	100-1813	2	Nut
100	100-2223	1	Bearing ASM	250	100-2210	2	Bolt-Through
110	100-2187	1	Starter Shaft ASM	260	100-2215	1	Washer-Spring
120	100-2220	3	Gear	270	100-2171	1	Nut-Hex
130	100-2221	1	Gear	280	100-2188	2	Screw
140	100-2218	1	Lever	290	99-1434	1	Wire-Lead
150	100-2211	1	Magnetic Switch ASM				



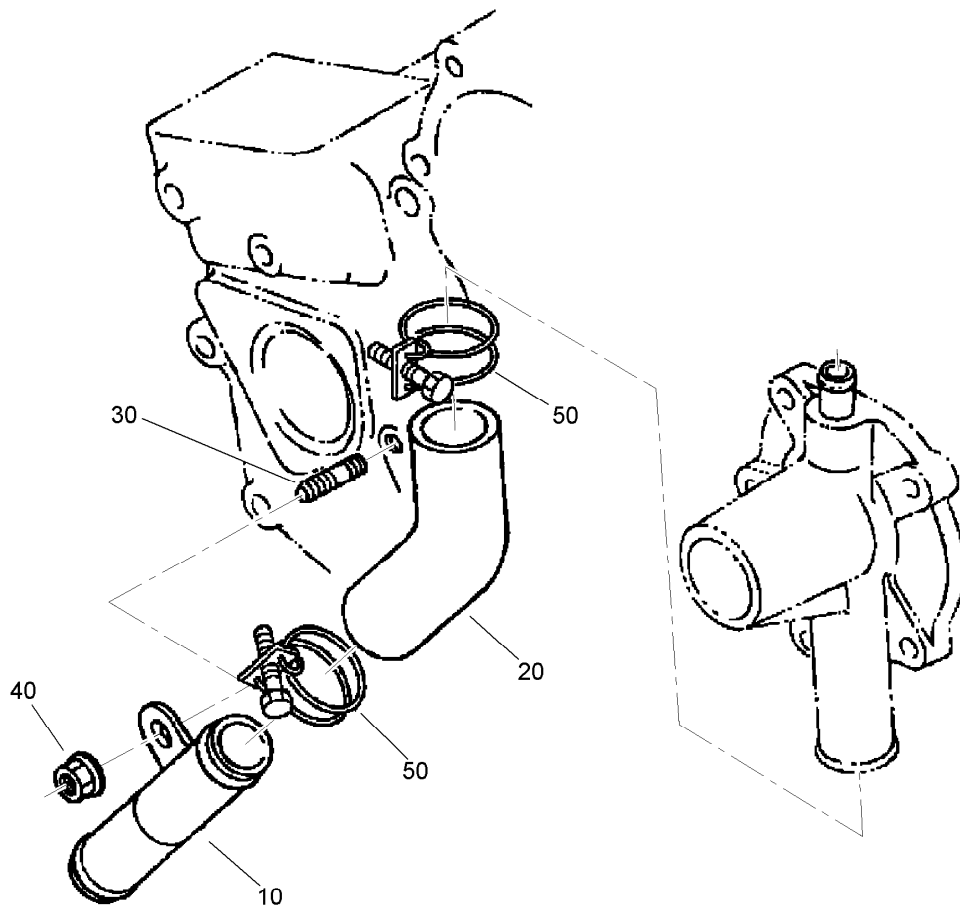
## Oil Switch and Thermometer

<i>Ref.</i>	<i>Part Number</i>	<i>Qty.</i>	<i>Description</i>
10	98-7764	1	Switch-Oil
20	99-3582	1	Thermoswitch



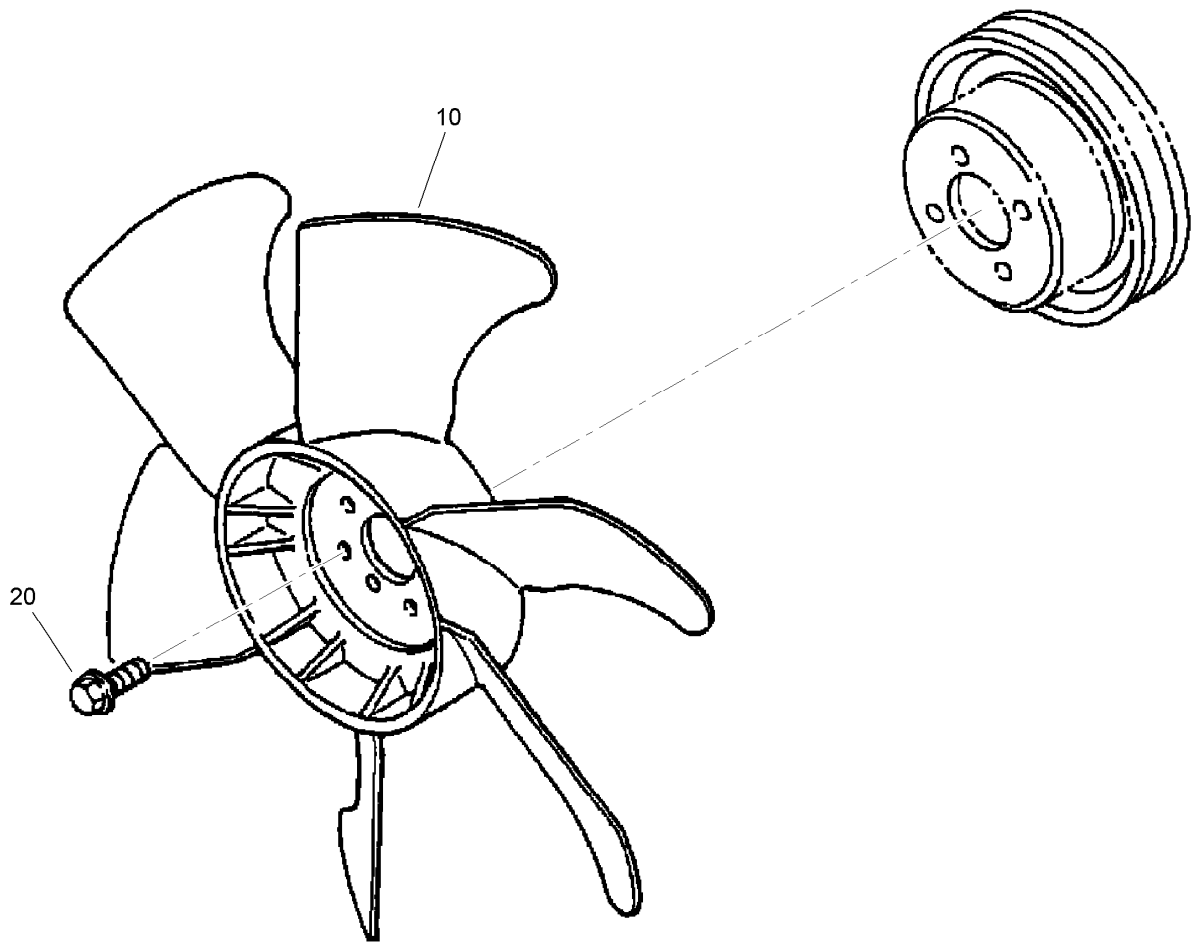
## Water Flange, Thermostat and Water Pump Assembly

<i>Ref.</i>	<i>Part Number</i>	<i>Qty.</i>	<i>Description</i>
10	110-3819	1	Water Flange ASM
20	98-9580	1	Pipe-Return, Water
30	98-9444	1	Plug
40	112-2834	1	Gasket-Flange, Water
50	110-3821	1	Plug
60	98-7692	2	Bolt
70	98-9355	1	Bolt
80	110-3822	1	Pipe-Return, Water
90	98-9579	2	Band-Pipe
100	98-7778	1	Thermostat ASM
110	112-2512	1	Cover-Thermostat
115	105-3747	1	Plug
116	99-3583	1	Gasket
120	105-3748	1	Gasket-Thermostat
130	98-7777	2	Bolt
140	110-3824	1	Water Pump ASM
150	100-1933	1	Flange-Pump, Water
160	100-1934	1	Bearing-Ball
170	99-3518	1	Water Pump Seal ASM
180	110-3825	1	Impeller-Pump, Water
190	105-3751	1	*obs* Pipe-Return, Water
200	110-3826	1	Gasket-Pump, Water
210	100-1750	4	Bolt



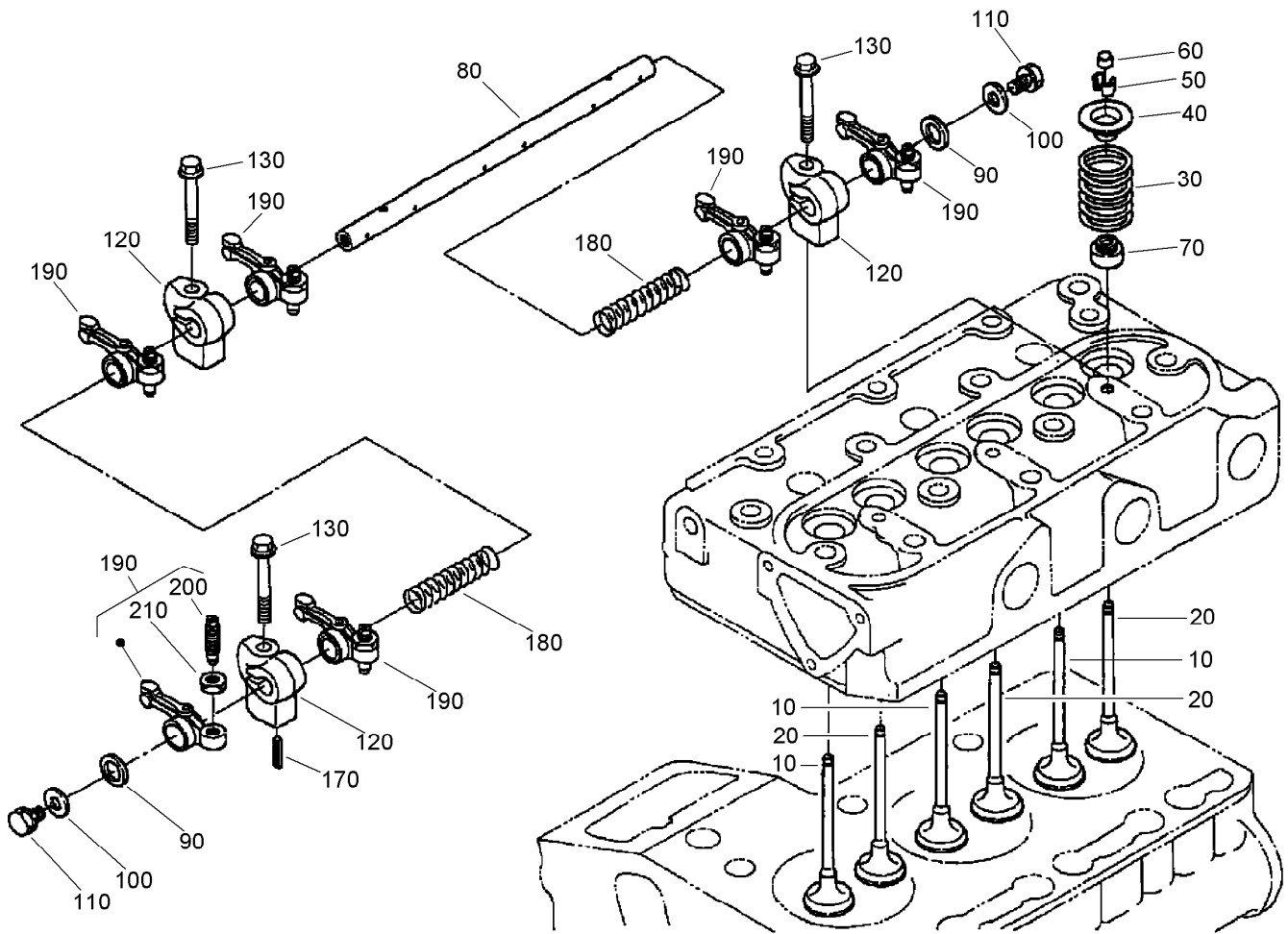
## Water Pipe Assembly

<i>Ref.</i>	<i>Part Number</i>	<i>Qty.</i>	<i>Description</i>
10	100-1918	1	Pipe-Water
20	110-3827	1	Pipe-Water
30	100-1924	1	Stud
40	100-2203	1	Nut-Flange
50	112-2837	2	Clamp-Pipe



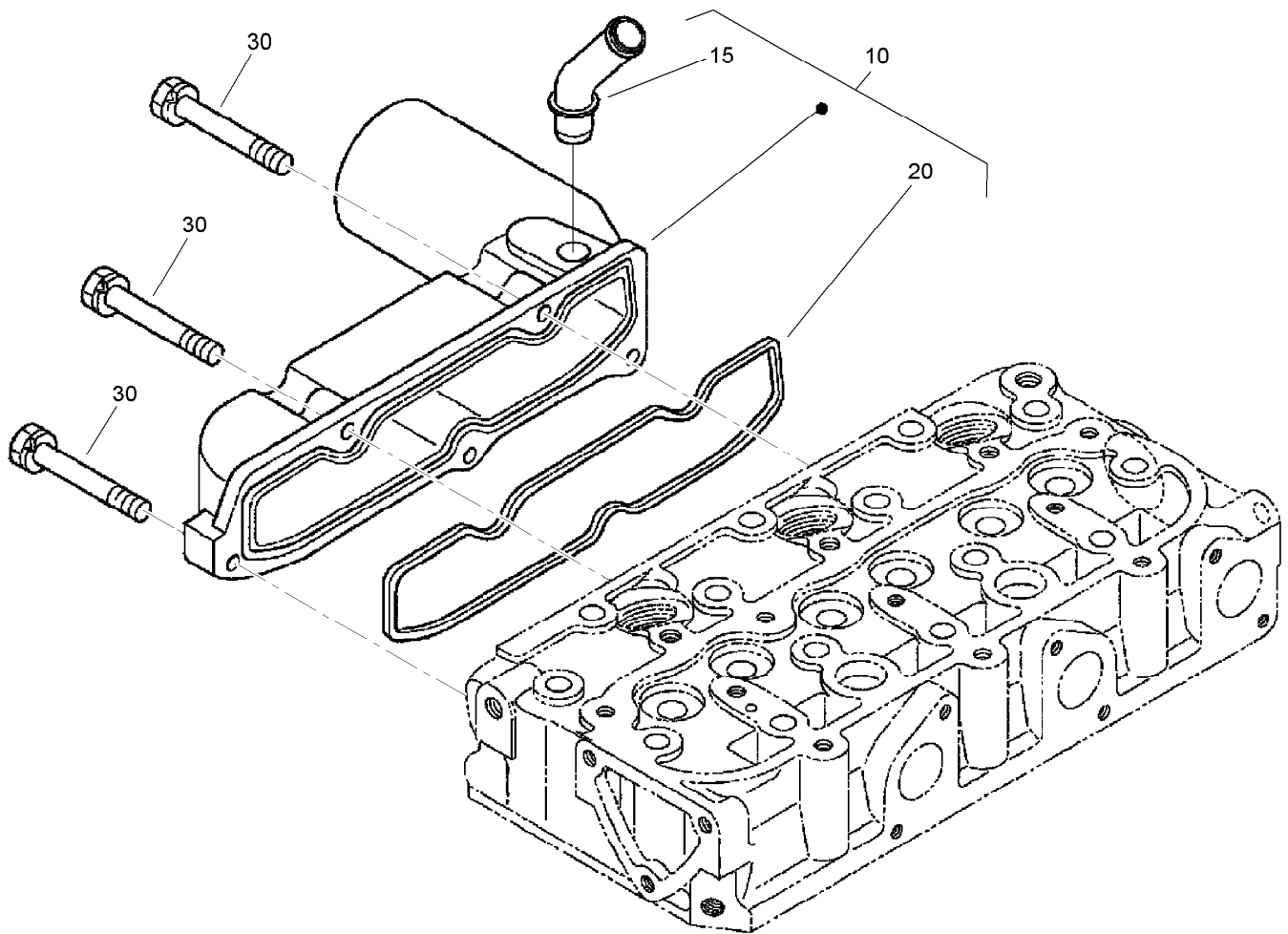
## Fan Assembly

<i>Ref.</i>	<i>Part Number</i>	<i>Qty.</i>	<i>Description</i>
10	112-2513	1	Fan
20	99-8363	4	Bolt-Flange



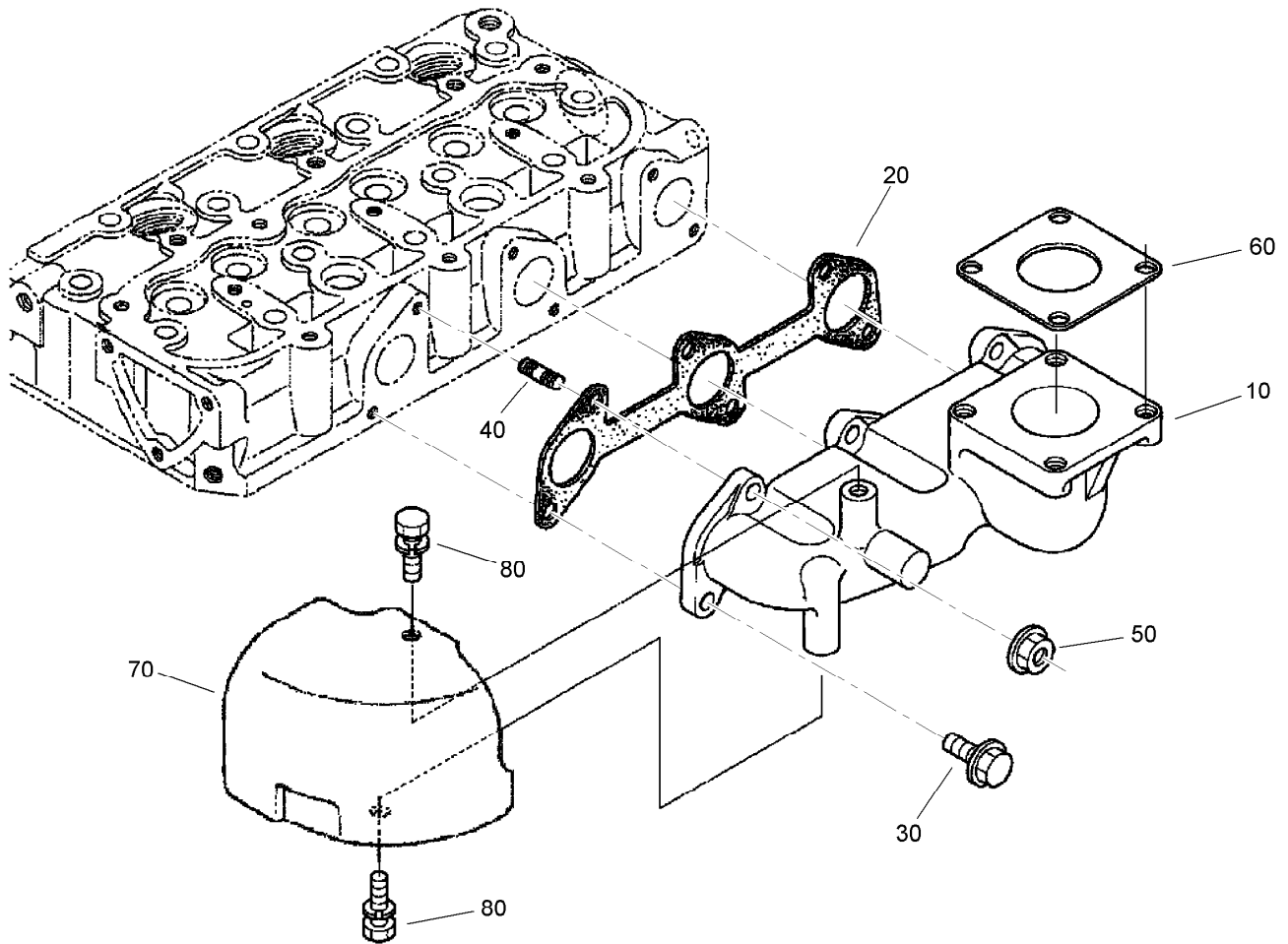
## Valve and Rocker Arm Assembly

Ref.	Part Number	Qty.	Description
10	112-2514	3	Valve-Inlet
20	112-2515	3	Valve-Exhaust
30	100-1823	6	Spring-Valve
40	100-1825	6	Retainer-Spring, Valve
50	100-1826	6	Collet-Spring, Valve
60	100-2155	6	Cap-Valve
70	100-1797	6	Seal-Stem, Valve
80	110-3831	1	Shaft-Arm, Rocker
90	100-2044	2	Washer
100	110-3832	2	Washer-Plain
110	100-1762	2	Bolt
120	110-3833	3	Bracket-Arm, Rocker
130	110-3834	3	Bolt-Flange
170	98-7602	1	Pin-Spring
180	110-3835	2	Spring
190	100-1884	6	Rocker Arm ASM
200	100-1885	6	Screw-Adjusting
210	100-1827	6	Nut



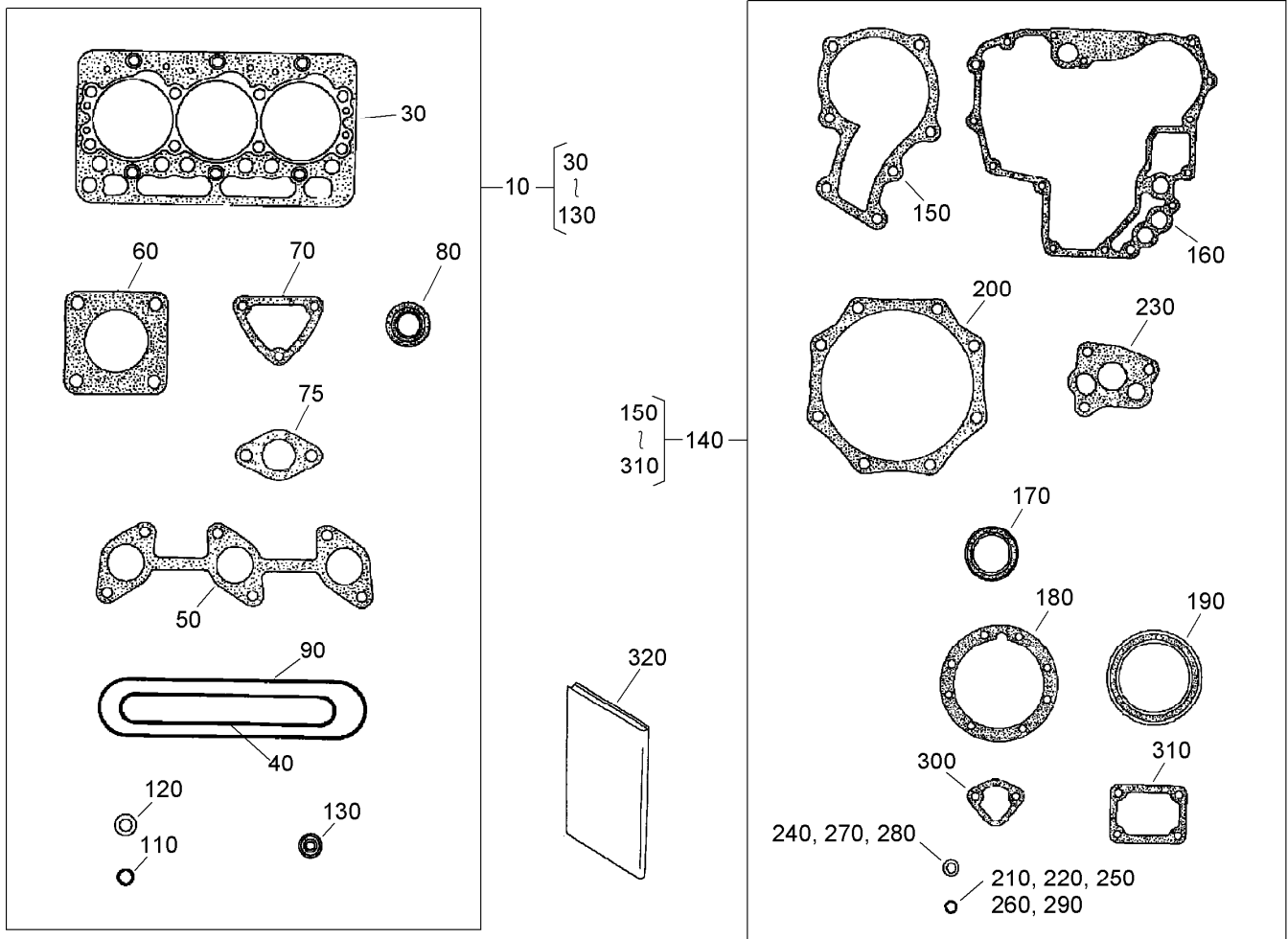
## Inlet Manifold Assembly

<i>Ref.</i>	<i>Part Number</i>	<i>Qty.</i>	<i>Description</i>
10	110-3836	1	Inlet Manifold ASM
15	112-2840	1	Pipe-Breather
20	110-3838	1	Gasket-Manifold, Intake
30	98-9352	5	Bolt



## Exhaust Manifold Assembly

<i>Ref.</i>	<i>Part Number</i>	<i>Qty.</i>	<i>Description</i>
10	112-2516	1	Manifold-Exhaust
20	110-3840	1	Gasket-Manifold, Exhaust
30	100-1775	3	Bolt
40	107-0116	3	Bolt-Flange
50	100-1778	3	Nut
60	100-1984	1	Gasket-Muffler
70	112-2517	1	Cover-Heat
80	100-9265	2	Bolt



## Gasket Kits and Operator Manual

Ref.	Part Number	Qty.	Description
10	112-2518	1	Upper Gasket Kit
30	112-2520	1	Gasket-Head, Cylinder
40	110-3838	1	Gasket-Manifold, Intake
50	110-3840	1	Gasket-Manifold, Exhaust
60	100-1984	1	Gasket-Muffer
70	110-3820	1	Gasket-Flange, Water
75	105-3748	1	Gasket-Thermostat
80	100-1797	6	Seal-Stem, Valve
90	112-2521	1	Gasket-Cover, Head
110	98-7430	1	O-Ring
120	98-7676	3	Gasket
130	98-7677	3	Seal-Heat
140	110-3847	1	Lower Gasket Kit
150	100-1976	1	Gasket-Pump, Water
160	110-3709	1	Gasket-Gearcase
170	100-1971	1	Seal-Oil

Ref.	Part Number	Qty.	Description
180	112-2812	1	Gasket-Case, Bearing
190	110-3724	1	Seal-Oil
200	100-1876	1	Gasket-Cover, Case
210	100-2206	3	O-Ring
220	100-2209	1	O-Ring
230	100-2003	1	Gasket-Pump, Oil
240	98-7654	1	Gasket
250	100-2208	1	O-Ring
260	100-2207	1	O-Ring
270	98-7654	2	Gasket
280	110-9715	1	Gasket-Pan, Oil
290	105-3776	1	O-Ring
300	98-9636	1	Gasket-Pump, Fuel
310	100-1962	1	Gasket-Plate, Control
320	112-2522	1	Manual-Operator

# Attachments and Accessories

## For 22333 TX 525 Compact Utility Loader

<b>Product Name</b>	<b>Model/Part</b>
Alignment Tool .....	110-0069
Puller Kit .....	112-2557
4 Cubic Foot Standard Bucket .....	22409
Loose Materials Bucket .....	22410
48in Hydraulic Blade .....	22414
Multi-Purpose Tool .....	22423
Tree Forks .....	22438
Cement Bowl .....	22442
Trencher Head .....	22470
High-Speed Trencher Head .....	22471
Narrow Bucket .....	22520
Auger Head .....	22802
Universal Swivel Auger Head .....	22803
Concrete Breaker .....	23135
Adjustable Forks .....	23164
Leveler .....	23165



**Count on it.**