



Groundsmaster[®] 4700-D

Groundsmaster Traction Unit

Model No. 30868-230000001 and Up

Parts Catalog

Ordering Replacement Parts

To order replacement parts, please supply: the part number, the quantity, and the description of each part desired.

Understanding Reference Numbers

Each identified part in an illustration has a reference number. The reference number for a part also appears in the parts list, along with other information about the part.

This catalog uses two special reference number formats, one to indicate parts in a service assembly and another to indicate the quantity of a given part in an illustration.

Service Assembly Reference Numbers

Parts in service assemblies have reference numbers in the form **a:b**. The **a** represents the reference number of the entire service assembly and the **b** represents a sequential number unique to each part within the service assembly.

For example, a wheel assembly might be identified by reference number **6**, the tire by **6:1**, the valve by **6:2**, and the wheel by **6:3**. When you order the assembly identified by reference number **6**, you receive all parts identified by reference numbers **6:1**, **6:2**, and **6:3**. However, you may also order any part individually.

Reference numbers of this type appear in illustrations and in part lists.

Reference Numbers Indicating Quantity

In an illustration, if a reference number indicates more than one part, the reference number has the form **nX y**. The **n** represents the quantity of the part, the **X** is the multiplication symbol, and the **y** represents the reference number.

For example, in an illustration, the reference number **2X 37** means that two of the parts identified by reference number **37** are indicated.

Contents

Description	Page	Description	Page
Hood Screen and Bumper Assembly	4	Hydraulic Traction Line Assembly	54
Steering Tower Assembly	6	Hydraulic Mow Line Assembly	55
Steering Valve Assembly No. 104–2213	8	Hydraulic Steering Line Assembly	56
Traction and Brake Pedal Assembly	9	Hydraulic Lift Line Assembly	57
Throttle and Seat Frame Assembly	10	Lift Valve and Counter Balance Assembly	58
Control Console Assembly	11	Manifold Assembly No. 104–5497	59
Hydraulic Filter and Reservoir Assembly	12	3 Spool Valve Assembly No. 105–9843	60
Fuel Tank and Filter Assembly	13	Rear Axle Assembly No. 100–3784	
Front Drive and Brake Assembly	14	Bevel Pinion Shaft Assembly	61
Planetary Assembly No. 105–4500–03	15	Rear Axle Assembly No. 100–3784 (Continued)	
LH Brake Assembly No. 100–3070	16	Differential Assembly	62
Piston Motor Assembly No. 105–1218	17	Rear Axle Assembly No. 100–3784 (Continued)	
RH Brake Assembly No. 100–3069	18	Axle Support Assembly	63
Manifold Mounting and Fitting Assembly	19	Rear Axle Assembly No. 100–3784 (Continued)	
Hydraulic Pump Assembly	20	Bevel Gear Case Assembly	64
Triple Pump Assembly No. 105–9845	21	Rear Axle Assembly No. 100–3784 (Continued)	
Piston Pump Assembly No. 105–9846	22	Bevel Gear Shaft Assembly	65
Control Assembly No. 93–6306	23	Rear Axle Assembly No. 100–3784 (Continued)	
Radiator Assembly	24	Axle Case Assembly	66
Fan and Solenoid Assembly	25	Rear Axle Assembly No. 100–3784 (Continued)	
Engine Installation Assembly	26	Axle Assembly	67
Air Cleaner Assembly No. 99–5410	27	Electrical Schematic	68
Rear Axle Assembly	28	Hydraulic Schematic	69
Cylinder Assembly No. 105–9861	29	Crankcase Assembly	70
Piston Motor Assembly No. 105–1219	30	Oil Pan Assembly	71
Coupler Spacer and Adapter Plate Assembly ..	31	Cylinder Head Assembly	72
Battery Installation Assembly	32	Gear Case Assembly	73
Water and Fuel Filter Assembly No. 98–9305 ..	33	Head Cover Assembly	74
Front Lift Arm Assembly	34	Oil Filter Assembly	75
No. 4 and 5 Lift Cylinder Assembly		Dipstick and Guide Assembly	76
No. 104–5527	35	Oil Pump Assembly	77
No. 1 Lift Cylinder Assembly		Breather Assembly	78
No. 104–5528	36	Main Bearing Case	79
Lift Lever Assembly	37	Camshaft and Idler Gear Shaft Assembly	80
No. 2 and 3 Lift Arm Assembly	38	Piston and Crankshaft Assembly	81
No. 2 and 3 Lift Cylinder Assembly		Flywheel Assembly	82
No. 104–5526	39	Fuel Camshaft and Governor Shaft Assembly ..	83
Hose Installation Assembly	40	Engine Stop Lever Assembly	84
No. 1, 4 and 5 Hose Installation Assembly	41	Injection Pump Assembly	85
Hydraulic Motor Assembly No. 105–9820	42	Injection Pump Component Parts Assembly ...	86
No. 6 and 7 Hose Installation Assembly	43	Governor Assembly	87
No. 6 and 7 Lift Arm Assembly	44	Speed Control Plate Assembly	88
Hydraulic Cylinder Assembly No. 104–5592 ...	45	Nozzle Holder and Glow Plug Assembly	89
Roll-Over-Protection System and		Fuel Filter	90
Frame Assembly	46	Alternator and Pulley Assembly	91
Front Frame Assembly No. 104–5469	47	Alternator Component Parts Assembly	92
Roller Support and Access Panel Assembly ...	48	Starter Assembly	93
Cutting Manifold Assembly	49	Starter Component Parts Assembly	94
Manifold Assembly No. 104–5477	50	Oil Switch / Thermometer and Plug Assembly ..	95
4 Wheel Drive Manifold and Filter Assembly ..	51	Water Flange and Thermostat Assembly	96
Filter Manifold Assembly No. 100–5558	52	Water Pump Assembly	97
4 Wheel Drive Manifold Assembly No. 105–9875	53		

Contents (Continued)

Description	Page	Description	Page
Water Pipe Assembly	98	Oil Pipe (Turbo Charger) Assembly	104
Fan Assembly	99	Oil Cooler Assembly	105
Valve and Rocker Arm Assembly	100	Muffler Gasket and Glow Controller	106
Inlet Manifold Assembly	101	Operators Manual	107
Exhaust Manifold Assembly	102	Gasket Kit	108
Turbo Charger Assembly	103		

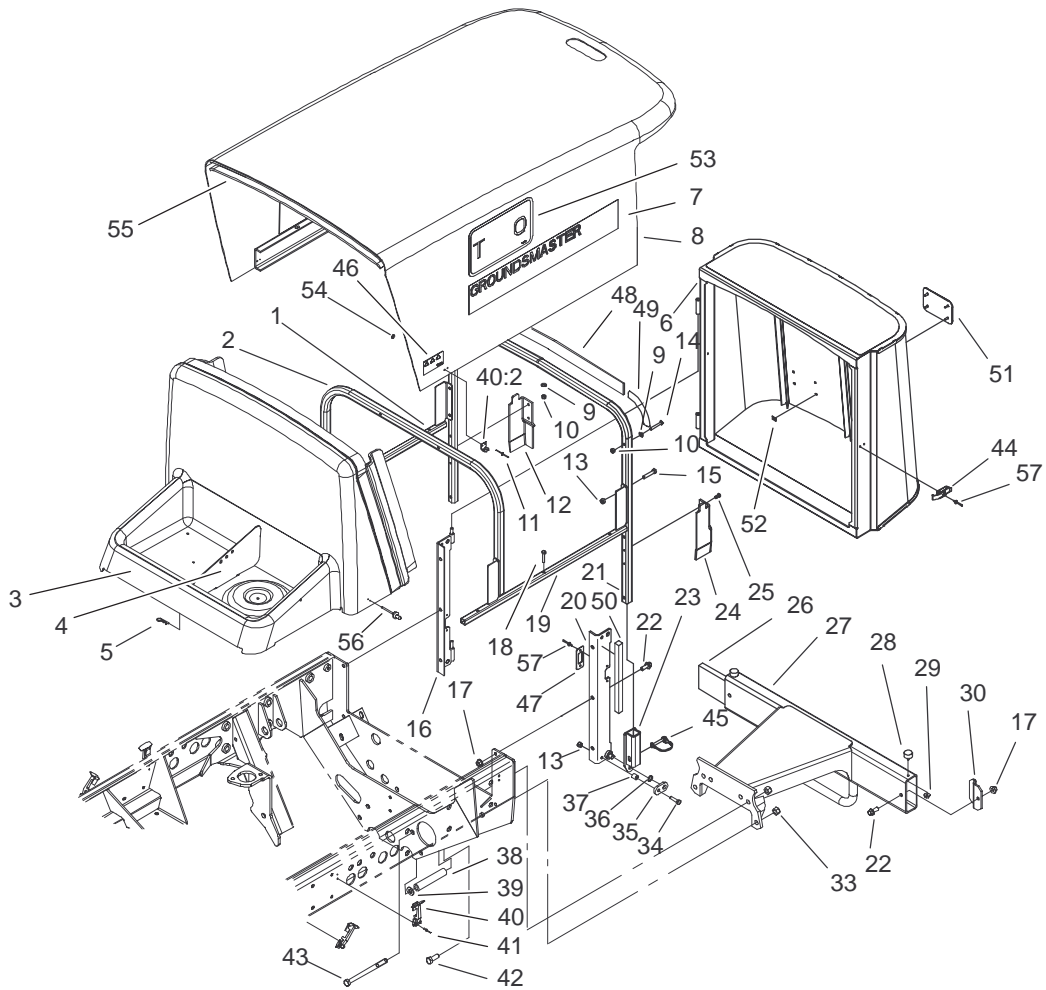
Accessories

Description	Model / Part No.	Description	Model / Part No.
27in Contour Plus Replacement Deck	30827	Milsco Seat Kit	30398
Mulching Kit for the 27in Rotary Cutting Unit ..	30828	Armrest Kit	30707
Standard Suspension Kit	30395		

Part Description Abbreviations

Part descriptions in this catalog may include the following abbreviations.

Abbreviation	Meaning	Abbreviation	Meaning
AR	as required	HYD	hydraulic
ASM	assembly	INC	incorporated
CARR	carriage	LH	left hand
DEG	degrees	NI	nylon insert
FH	flat head	PPH	Phillips pan head
GA	gauge	PTH	Phillips truss head
HF	hex flange	PTO	power take off
HH	hex head	RH	right hand
HHF	hex head flange	SFH	slotted fillister head
HLH	hex lag head	SHH	slotted hex head
HJ	hex jam	SQH	square head
HOC	height-of-cut	SHWH	slotted hex washer head
HS	hex socket	SPH	slotted pan head
HSBH	hex socket button head	SRH	slotted round head
HSFH	hex socket flat head	STD	standard
HSH	hex socket head	TAP	self tapping
HWH	hex washer head	TTH	Torx truss head
HWHTF	hex washer head thread forming	WH	wing head

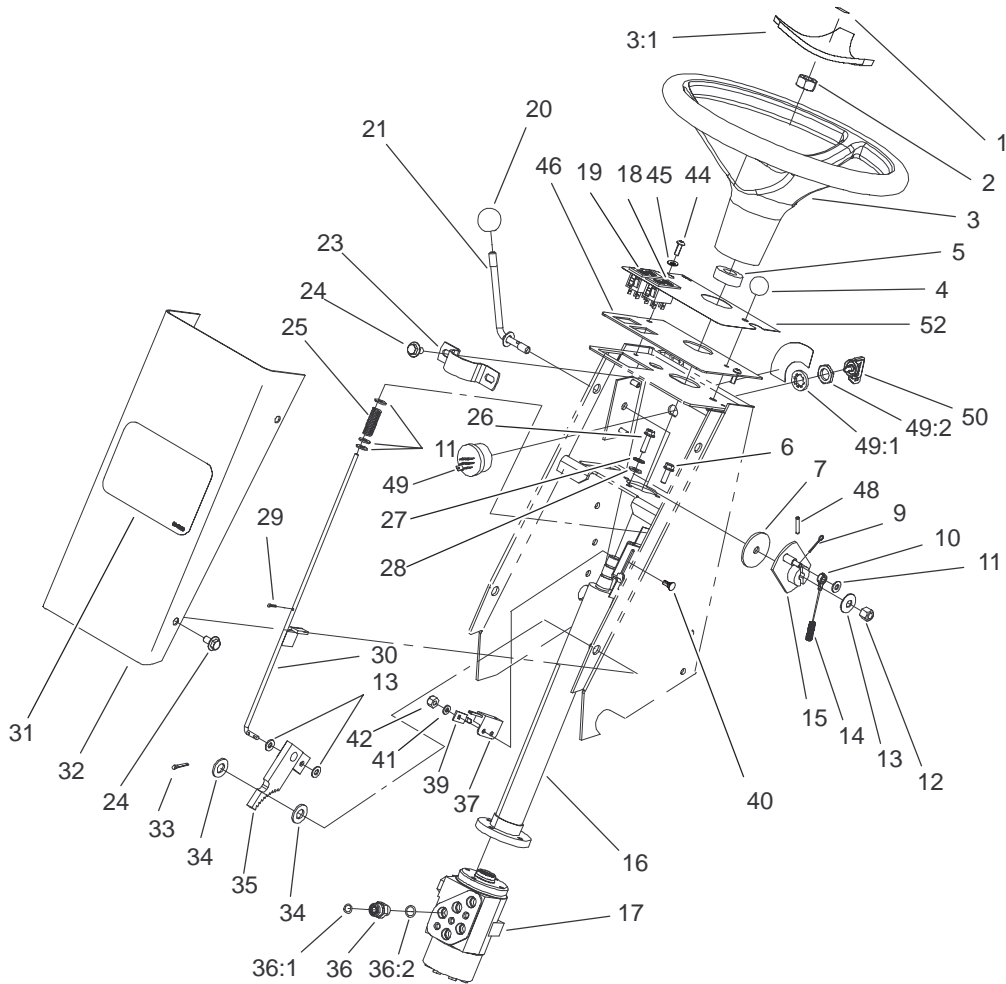


Sheet No.:2

Hood Screen and Bumper Assembly

Ref. No.	Part No.	Qty.	Description
1	104-5437-03	1	Tube-Hood Frame, LH
2	104-5434-03	1	Tube-Front, Hood
3	104-5430	1	Shroud-Front
4	104-5446-03	1	Divider-Shroud
5	3290-467	2	Pin-Hair
6	104-5454-03	1	Screen ASM
7	104-5491	2	Decal
8	104-5419	1	Hood
9	3256-22	12	Washer-Flat
10	3296-42	12	Nut-Lock, NI
11	3269-17	4	Rivet-Pop
12	104-5431	1	Cover-Tube, RH
13	3296-29	10	Nut-Lock, NI
14	321-10	6	Screw-HH
15	322-9	8	Screw-HH
16	104-5445-03	1	RH Support ASM
17	32128-43	4	Nut-Flange
18	321-13	6	Screw-HH
19	104-5438-03	1	Tube-Hood Frame, RH
20	104-5444-03	1	LH Support ASM
21	104-5435-03	1	Tube-Rear, Hood
22	3234-11	4	Screw-HHF
23	104-5440-03	2	Hood Receiver ASM
24	104-5432	1	Cover-Tube, LH
25	32104-17	4	Screw-HH

Ref. No.	Part No.	Qty.	Description
26	105-9199-03	1	Weight-Bumper
27	105-9221-03	1	Rear Bumper ASM
28	240-14	2	Bumper-Rubber
29	32128-33	5	Nut-HF
30	105-9200-03	2	Clamp-Weight, Bumper
33	3296-23	4	Nut-Lock, NI
34	322-17	2	Screw-HH
35	104-5450	2	Retainer-Hood Receiver
36	3290-221	2	Washer-Spring
37	104-5451	2	Spacer-Hood Receiver
38	76-8350	2	Stop-Axle
39	3256-26	2	Washer-Flat
40	59-9740	4	Flex Draw Latch ASM
40:2	249-40	1	Keeper
41	3290-55	8	Rivet-Pop
42	325-6	2	Screw-HH
43	325-33	2	Screw-HH
44	105-3912	1	Latch-Draw
45	105-9245	2	Pin-Lock
46	100-6574	2	Decal-Warning
47	104-5459	1	Plate-Latch
48	105-9234	1	Seal-Foam
49	105-9237	2	Seal-Foam

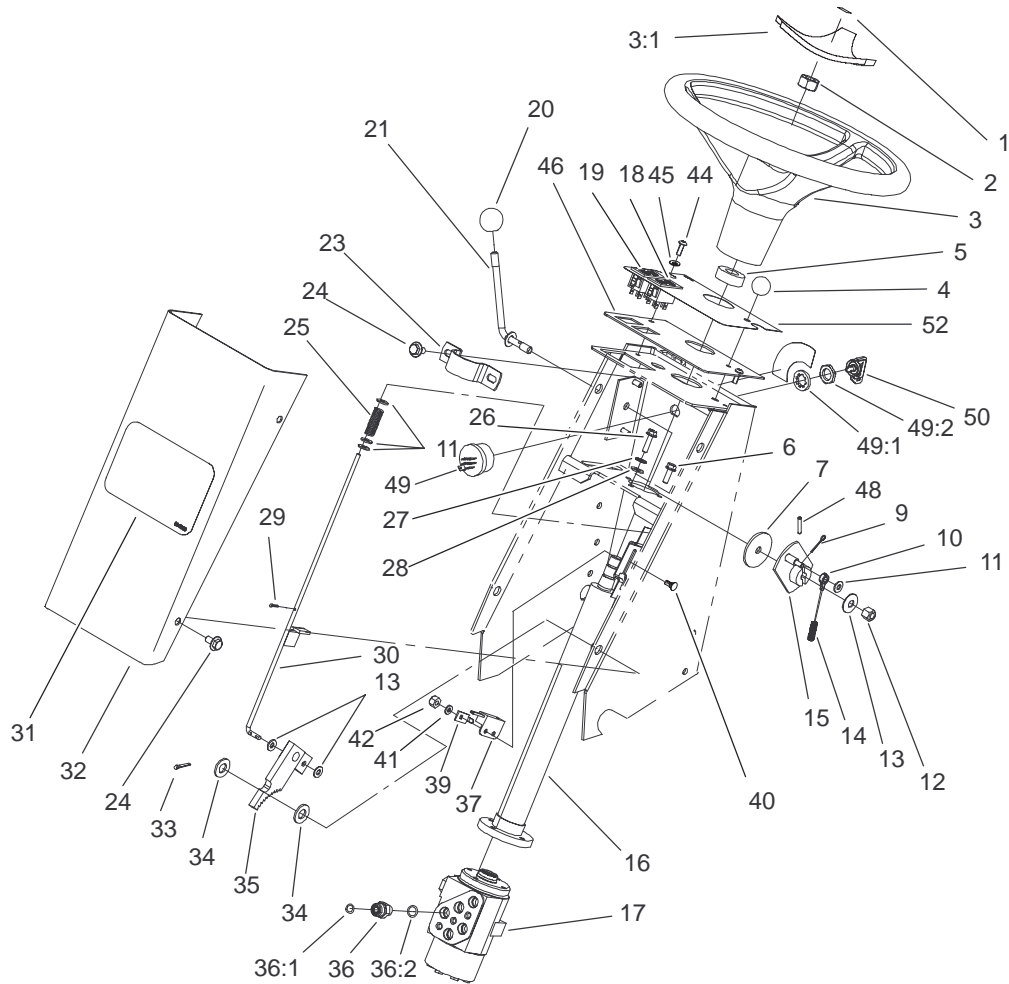


Sheet No.:3

Steering Tower Assembly

Ref. No.	Part No.	Qty.	Description
1	98-1459	1	Decal-Toro
2	94-9952	1	Nut-Hex
3	98-1471	1	Wheel-Steering
3:1	98-1468	1	Cover-Wheel, Steering
4	233-17	1	Knob
5	21-9260	1	Cover-Dust
6	33103-016	3	Screw-HHF
7	75-6550	1	Disc-Friction
9	3272-2	1	Pin-Cotter
10	75-6580	1	Cable-Pedal
11	3256-22	5	Washer-Flat
12	3296-39	1	Nut-Lock, NI
13	3290-461	1	Washer-Spring
14	95-7151	1	Tube-Convolutd
15	75-6510	1	Bracket-Lever
16	94-9951	1	Column-Steering
17	104-2213	1	Valve-Steering
18	100-8071	1	Lamp-Warning
19	100-8070	1	Lamp-Warning
20	233-42	1	Knob
21	75-6490	1	Lever
23	75-2810	1	Bracket-Column, Steering
24	3234-7	6	Screw-HHF
25	95-1821-03	1	Spring-Compression

Ref. No.	Part No.	Qty.	Description
26	33103-020	1	Screw-HHF
27	3255-8	2	Washer-Lock
28	3256-23	6	Washer-Flat
29	3272-5	3	Pin-Cotter
30	104-1492	1	Rod ASM
31	62-5550	1	Decal-Toro
32	93-7996-01	1	Cover-Tower
33	3272-10	1	Pin-Cotter
34	3256-26	2	Washer-Flat
35	63-7900-03	1	Rack ASM
36	340-2	5	Fitting-Straight, HYD
36:1	237-22	1	O-Ring
36:2	237-42	1	O-Ring
37	100-1270	1	Switch-Proximity
39	100-4872	1	Plate-Switch, Neutral
40	104-1450	1	Bolt-CARR
41	3256-14	1	Washer-Flat
42	3296-2	1	Nut-Lock
44	87-6620	2	Screw
45	3256-1	2	Washer-Flat
46	105-9232-03	1	Plate-Instrument
48	32121-45	1	Pin-Spring
49	88-9830	1	Key Switch ASM
49:1	3254-5	1	Washer-Tooth
49:2	218-461	1	Nut-HH
50	63-8360	1	Key-Ignition



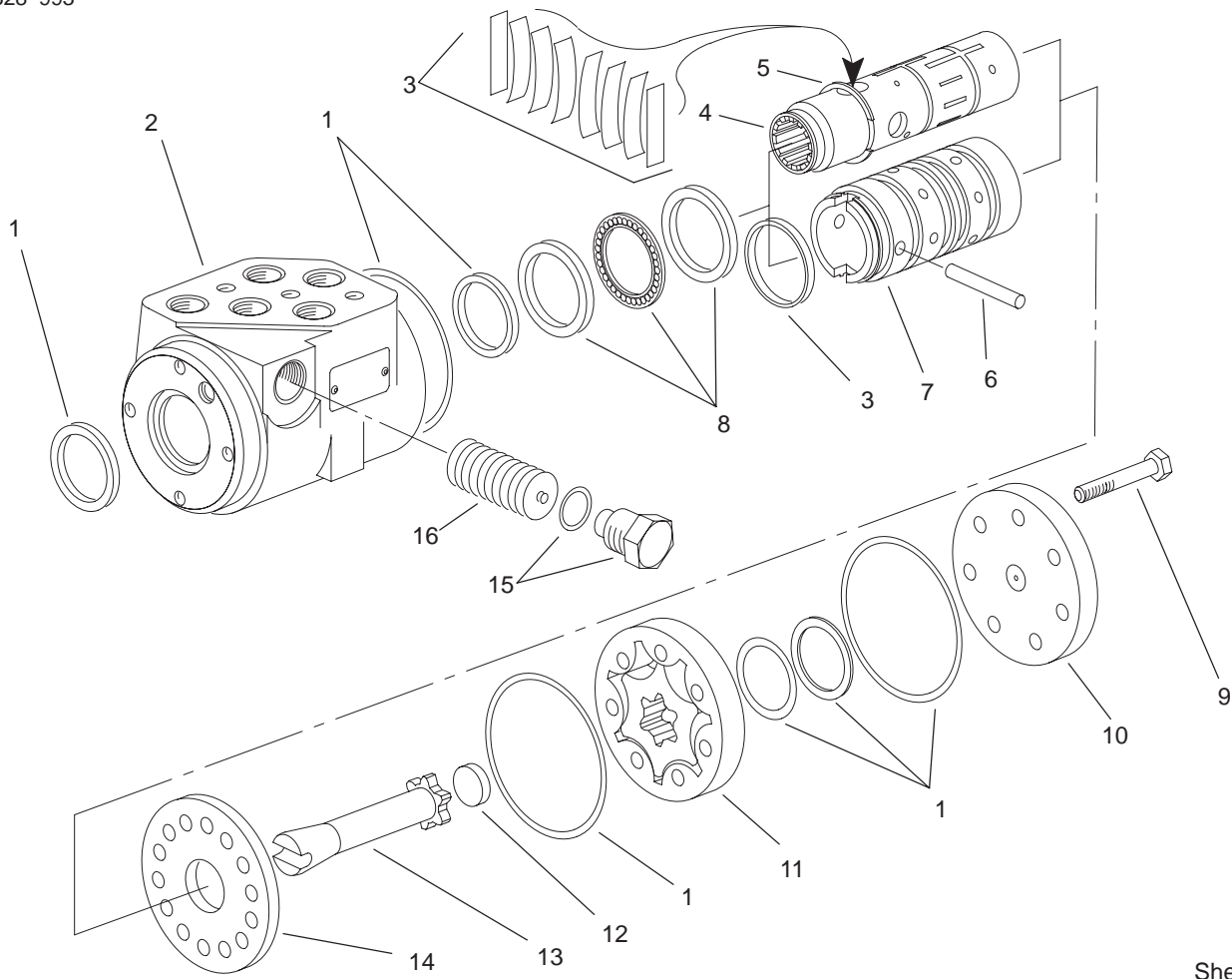
Sheet No.:3

Steering Tower Assembly (Continued)

Ref. No.	Part No.	Qty.	Description
52	105-3888	1	Decal-Tower
*99	3290-379	1	Tie-Cable

Ref. No.	Part No.	Qty.	Description

* Not illustrated



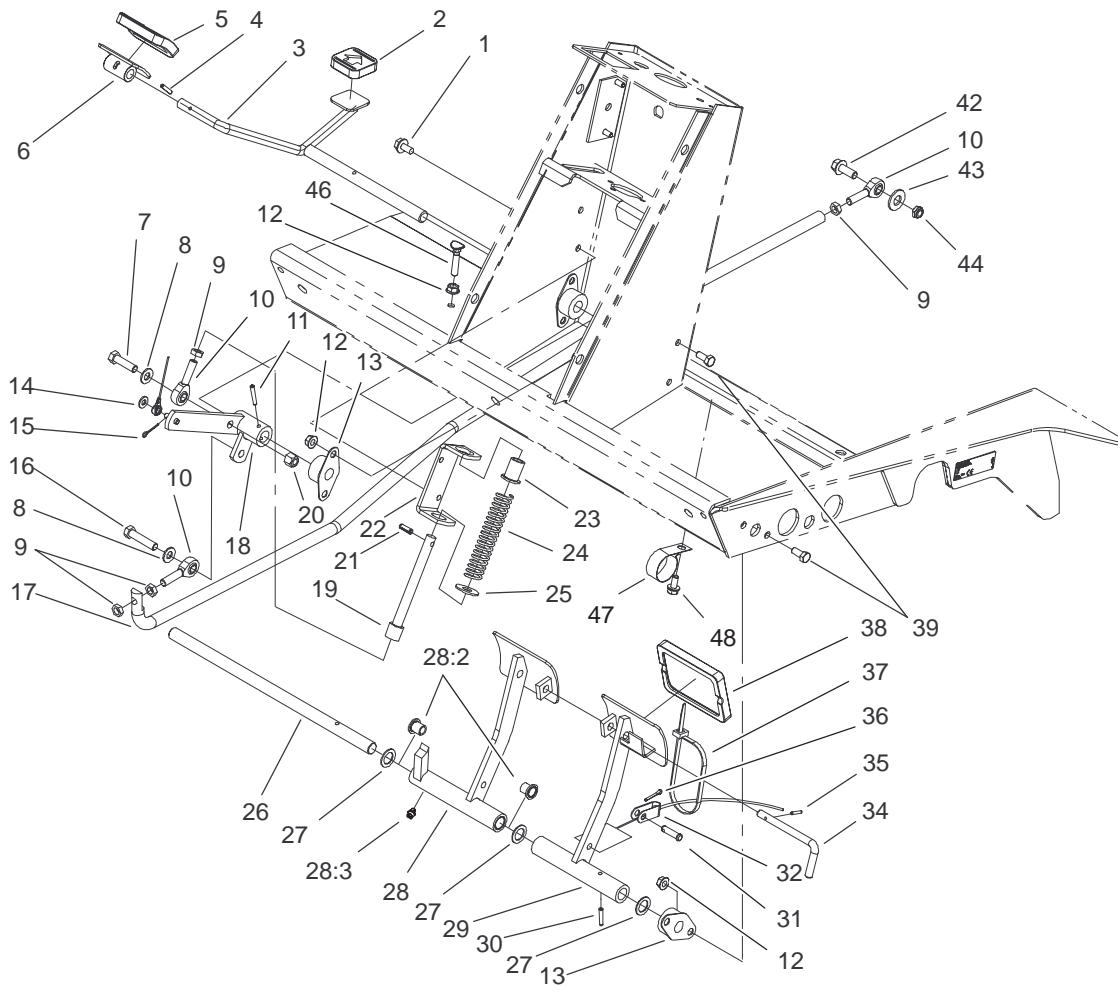
T-3795
Sheet No.:A1

Steering Valve Assembly No. 104-2213

Ref. No.	Part No.	Qty.	Description
1	94-4099	1	Seal Kit
☆2		1	Housing
3	94-4095	1	Centering Spring Kit
☆4		1	Spool
5	94-4098	1	Ring-Retaining
6	94-4094	1	Pin
☆7		1	Sleeve
8	94-4096	1	Bearing Kit
9	94-4088	7	Screw-Cap
10	94-4089	1	Cap-End
11	94-4090	1	Gerotor
12	94-4091	1	Spacer
13	94-4093	1	Drive
14	94-4092	1	Plate-Wear
15	99-5511	1	Plug ASM
16	99-5500	1	Valve-Relief

Ref. No.	Part No.	Qty.	Description

☆ Not serviced separately

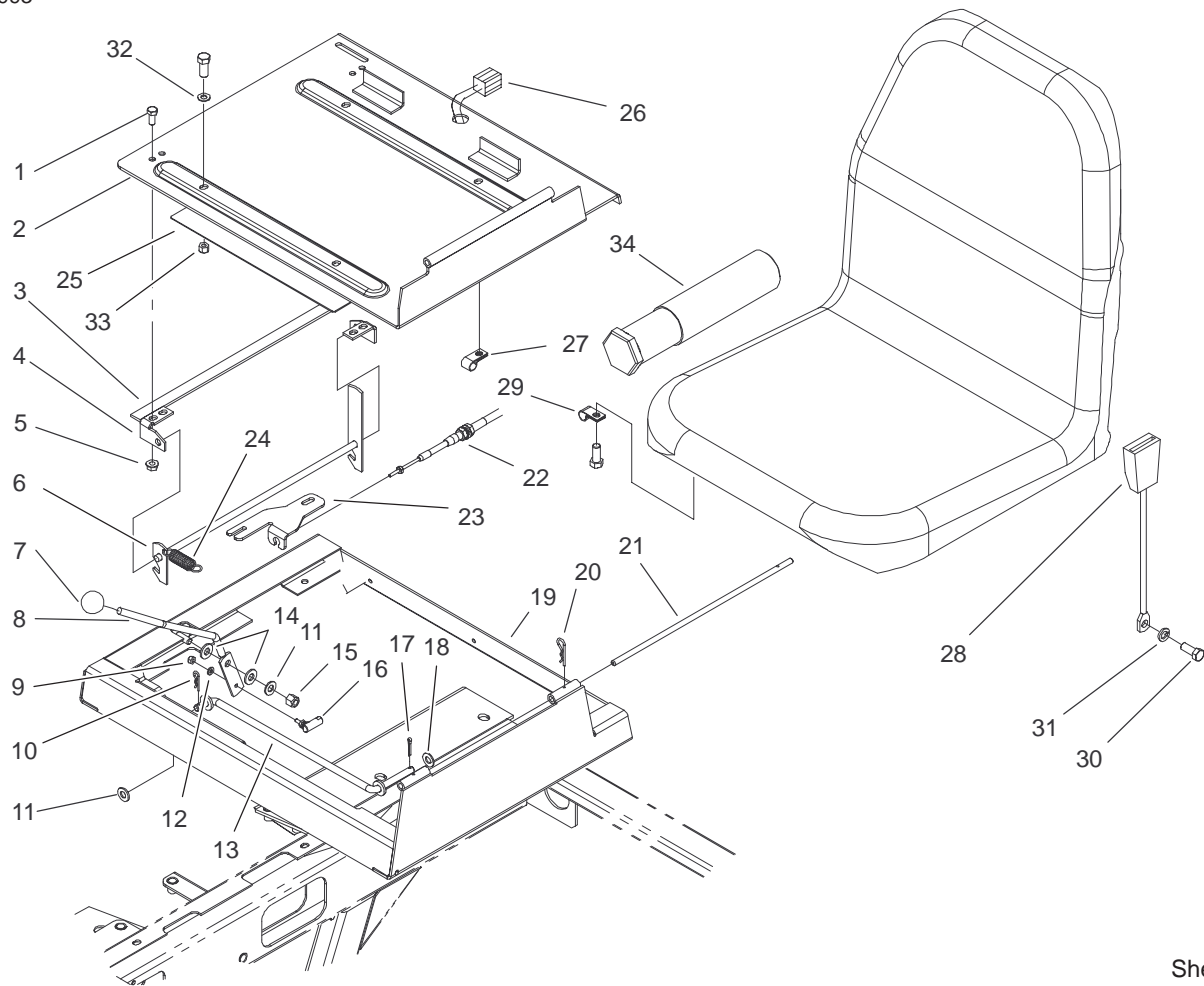


Sheet No.:4

Traction and Brake Pedal Assembly

Ref. No.	Part No.	Qty.	Description	Ref. No.	Part No.	Qty.	Description
1	32144-14	6	Screw-HWH	26	75-1470	1	Pin-Pivot, Brake
2	74-9110	1	Pad-Pedal, Reverse	27	3256-69	3	Washer-Flat
3	75-2970	1	Pedal-Traction	28	75-1430	1	Pedal-Brake, RH
4	32121-45	1	Pin-Spring	28:2	256-42	2	Bushing
5	74-9100	1	Pad-Pedal, Forward	28:3	302-5	1	Fitting-Grease
6	49-6440-03	1	Pedal-Forward	29	75-1440-03	1	Pedal-Brake, LH
7	323-29	1	Screw-HH	30	32121-16	1	Pin-Spring
8	3256-24	2	Washer-Flat	31	283-58	2	Pin-Clevis
9	3220-3	4	Nut-Jam	32	92-7530	1	LH Brake Cable ASM
10	2411-36	3	Bearing-End, Rod	*33	92-7529	1	RH Brake Cable ASM
11	32121-6	1	Pin-Roll	34	63-7880	1	Pin-Latch, Brake
12	32128-20	12	Nut-HF	35	32121-50	1	Pin-Spring
13	256-236	4	Bearing-Mount, Flange	36	3272-10	2	Pin-Cotter
14	3256-22	1	Washer-Flat	37	3290-378	1	Tie-Cable
15	3272-2	1	Pin-Cotter	38	93-8742	2	Footpad-Brake
16	323-9	1	Screw-HH	39	322-3	8	Screw-HH
17	104-5632-03	1	Rod-Control, Pump	42	3234-11	1	Screw-HHF
18	75-3270-03	1	Hub-Pivot, Traction	43	5-0652	1	Spacer
19	92-7609	1	Shaft-Spring	44	3296-59	1	Nut-Lock, NI
20	3296-39	2	Nut-Lock, NI	46	17-9420	2	Screw-Handle
21	32121-11	1	Pin-Roll	47	2412-150	1	J-Clip
22	92-7608-03	1	Bracket-Spring	48	3234-14	1	Screw-HHF
23	92-7610	1	Retainer-Spring				
24	84-9100	1	Spring				
25	3256-5	1	Washer-Flat				

* Not illustrated

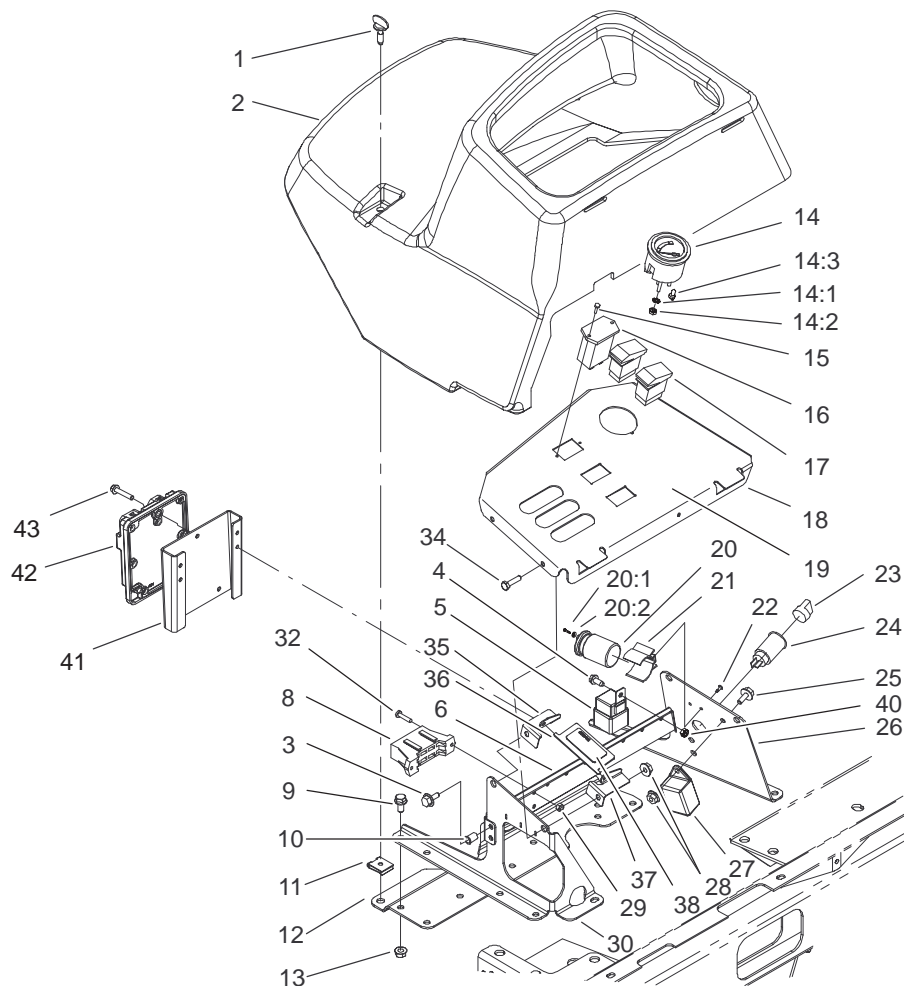


Sheet No.:5

Throttle and Seat Frame Assembly

Ref. No.	Part No.	Qty.	Description
1	322-3	8	Screw-HH
2	98-2350-03	1	Plate-Seat
3	94-8146	1	Strip-Foam
4	98-2353	2	Bracket-Latch, Seat
5	32128-25	4	Nut-Flange
6	98-2354-03	1	Latch-Seat
7	233-42	1	Knob
8	93-7598-03	1	Lever-Throttle
9	3296-21	1	Nut-Lock, NI
10	3290-307	1	Pin-Hair
11	3256-24	3	Washer-Flat
12	3256-51	1	Washer-Flat
13	75-3680-03	1	Rod-Seat
14	66-2920	2	Washer-Friction
15	3296-39	1	Nut-Lock, NI
16	2411-38	1	Joint-Ball
17	3272-10	1	Pin-Cotter
18	52-2900	2	Washer
19	98-2352-03	1	Frame-Seat
20	3290-467	1	Pin-Hair
21	75-3400	1	Shaft-Pivot, Seat
22	104-7547	1	Cable-Throttle
23	105-3929-03	1	Bracket-Cable, Throttle
24	66-4190-03	1	Spring-Idler, Clutch

Ref. No.	Part No.	Qty.	Description
25	105-9824	1	Decal-Quick Reference
26	105-9189	1	Harness-Wire, Seat Switch
27	2412-133	2	R-Clamp
28	100-4928	1	Belt-Seat
29	2412-93	1	Clamp-R
30	3212-4	2	Screw-HH
31	3253-6	2	Washer-Lock
32	3256-23	4	Washer-Flat
33	3296-29	10	Nut-Lock, NI
34	74-0720	1	Tube-Manual



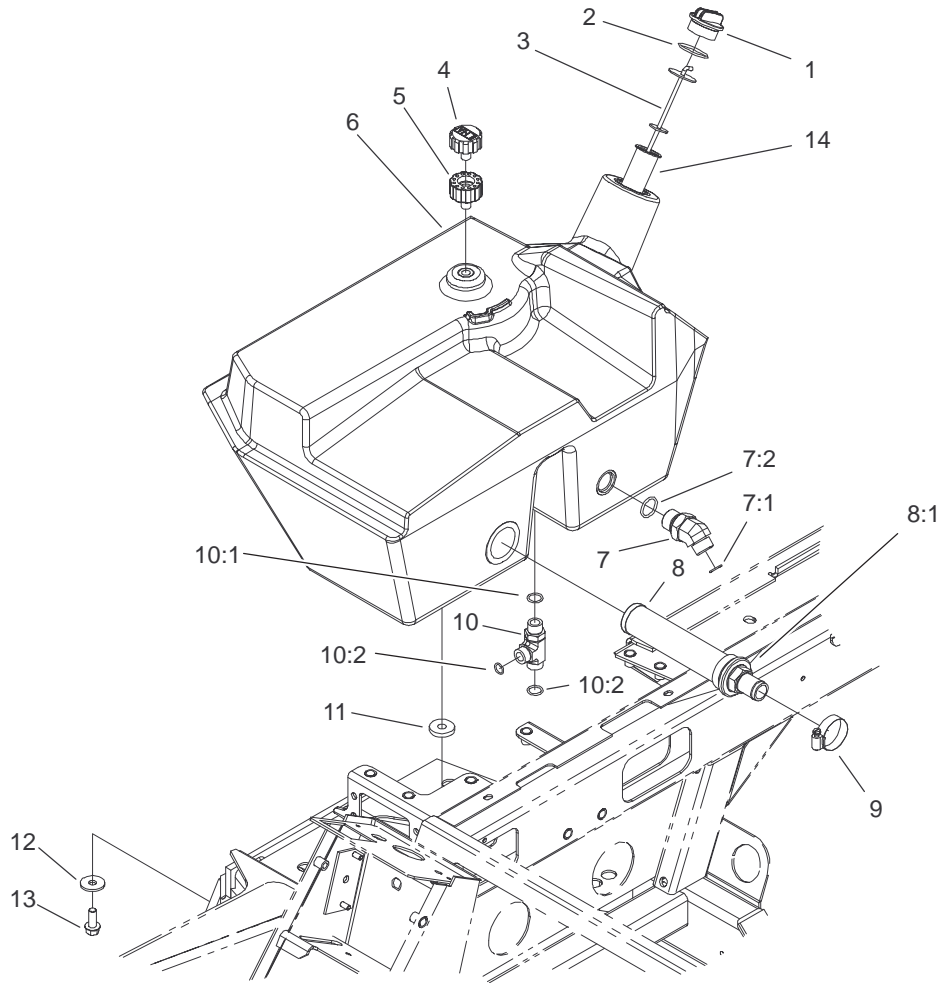
Sheet No.:6

Control Console Assembly

Ref. No.	Part No.	Qty.	Description
1	105-9208	2	Screw-Wing Head
2	104-5599	1	Cover-Console
3	3234-13	4	Screw-HHF
4	32144-10	8	Screw-HWH
5	99-7430	3	Relay
6	104-5613-03	1	Panel-Relay
8	105-9867	1	Harness-Wire, Console
9	3234-14	13	Screw-HHF
10	32148-6	6	Insert-Nut
11	105-9209	2	Recepticle-Clip On
12	104-5612-03	1	Support-Cover
13	32128-20	4	Nut-HF
14	98-9308	1	Gauge-Temperature
14:1	3254-1	3	Washer-Lock, Internal
14:2	3217-27	3	Nut-Hex
14:3	105-9265	1	Bulb And Lamp ASM
15	32144-18	2	Screw-HH
16	75-6820	1	Hourmeter
17	95-8999	2	Switch
18	104-5611-03	1	Dash
19	105-9223	1	Decal-Console, Ce
19	105-3890	1	Decal-Console
20	37-2690	1	Capacitor
20:1	3252-18	2	Screw
20:2	3254-1	2	Washer-Lock, Internal

Ref. No.	Part No.	Qty.	Description
21	74-2310	1	Clamp-Plastic
22	117433	2	Rivet-Pop
23	99-7416	1	Cap
24	99-7411	1	Point-Power
25	3234-4	1	Screw-HHF
26	104-5610-03	1	Panel-Dash, Rear
27	98-7611	1	Controller-Glow
28	32128-33	4	Nut-HF
29	3296-2	4	Nut-Lock
30	104-5609-03	1	Panel-Dash, Front
*31	105-3986	1	Module-Deck Control
32	32105-13	4	Screw-SHH
34	321-6	2	Screw-HH
35	105-9840	1	Bracket-Latch, RH
36	105-9842	1	Plate-Latch, Ce
37	105-9841	1	Bracket-Latch, LH
38	105-9830	1	Decal-Lever Lock, Ce
40	3296-42	2	Nut-Lock, NI
41	105-9873-03	1	Bracket-Scm
42	105-8505	1	Control Module ASM
43	32144-110	3	Screw-HWH

* Not illustrated

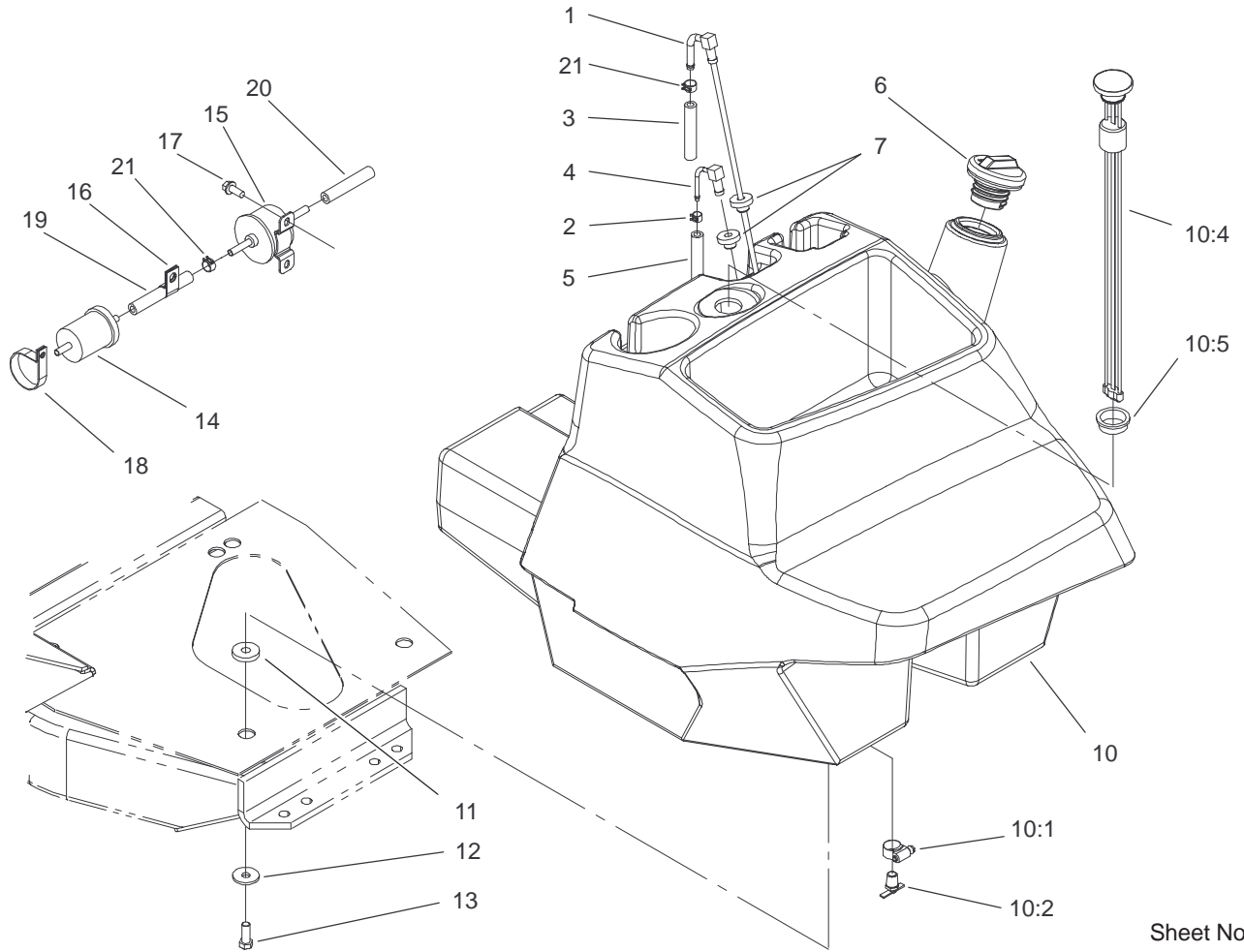


Sheet No.:7

Hydraulic Filter and Reservoir Assembly

Ref. No.	Part No.	Qty.	Description
1	93-7498	1	Plug-Plastic
2	94-8166	1	O-Ring
3	75-3710	1	Dipstick
4	68-6150	1	Breather-Air
5	92-8020	1	Adapter-Breather
6	104-5600	1	Tank-Hydraulic
7	340-156	1	Fitting-HYD
7:1	237-65	1	O-Ring
7:2	237-81	1	O-Ring
8	104-7546	1	Strainer-Tank
8:1	340-136	1	O-Ring
9	2412-111	2	Clamp
10	340-109	1	Fitting-HYD, Tee
10:1	237-79	1	O-Ring
10:2	237-30	2	O-Ring
11	240-11	3	Grommet-Mount, Tank
12	63-8410	3	Washer
13	3234-11	3	Screw-HHF
14	61-2790	1	Filter-Screen

Ref. No.	Part No.	Qty.	Description

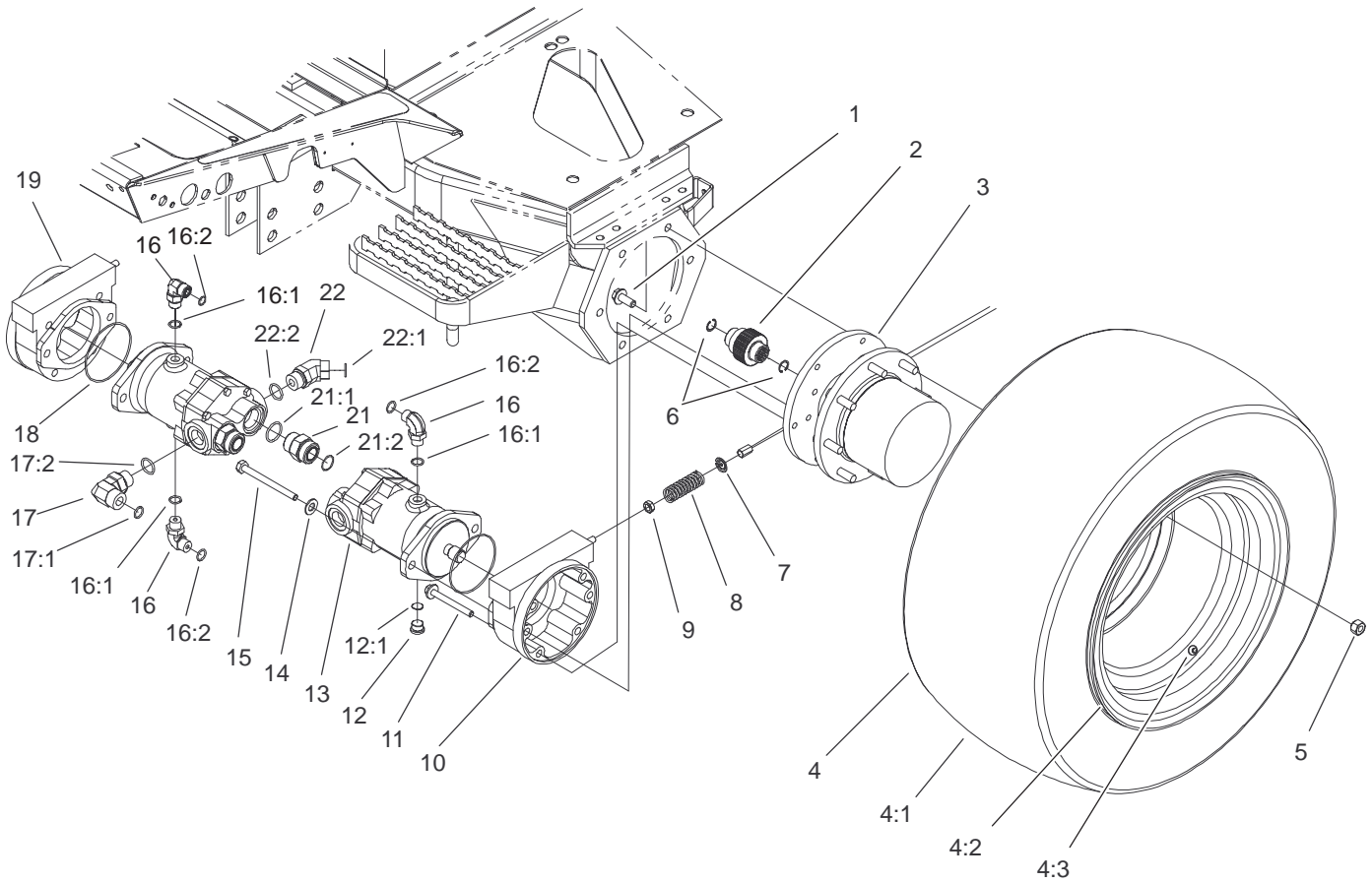


Sheet No.:8

Fuel Tank and Filter Assembly

Ref. No.	Part No.	Qty.	Description
1	104-5604	1	Fitting-Suction
2	2412-80	2	Clamp-Line, Fuel
3	39-1120	1	Hose-Fuel
4	104-5605	1	Fitting-Return
5	105-9242	1	Hose-Fuel
6	93-3102	1	Cap-Fuel
7	46-6560	2	Bushing
10	104-5601	1	Fuel Tank ASM
10:1	2412-36	1	Clamp-Hose
10:2	304-46	1	Draincock
10:4	104-5603	1	Gauge-Fuel Level
10:5	95-8972	1	Grommet
11	240-11	4	Grommet-Mount, Tank
12	63-8410	4	Washer
13	323-6	4	Screw-HH
14	98-7612	1	Filter-Fuel
15	104-5215	1	Pump-Fuel, Electric
16	2412-138	1	R-Clamp
17	32144-10	4	Screw-HWH
18	2412-148	1	Clamp-R
19	105-9196	1	Hose-Fuel
20	93-2230	1	Hose-Fuel
21	92-2379	5	Clamp-Hose

Ref. No.	Part No.	Qty.	Description



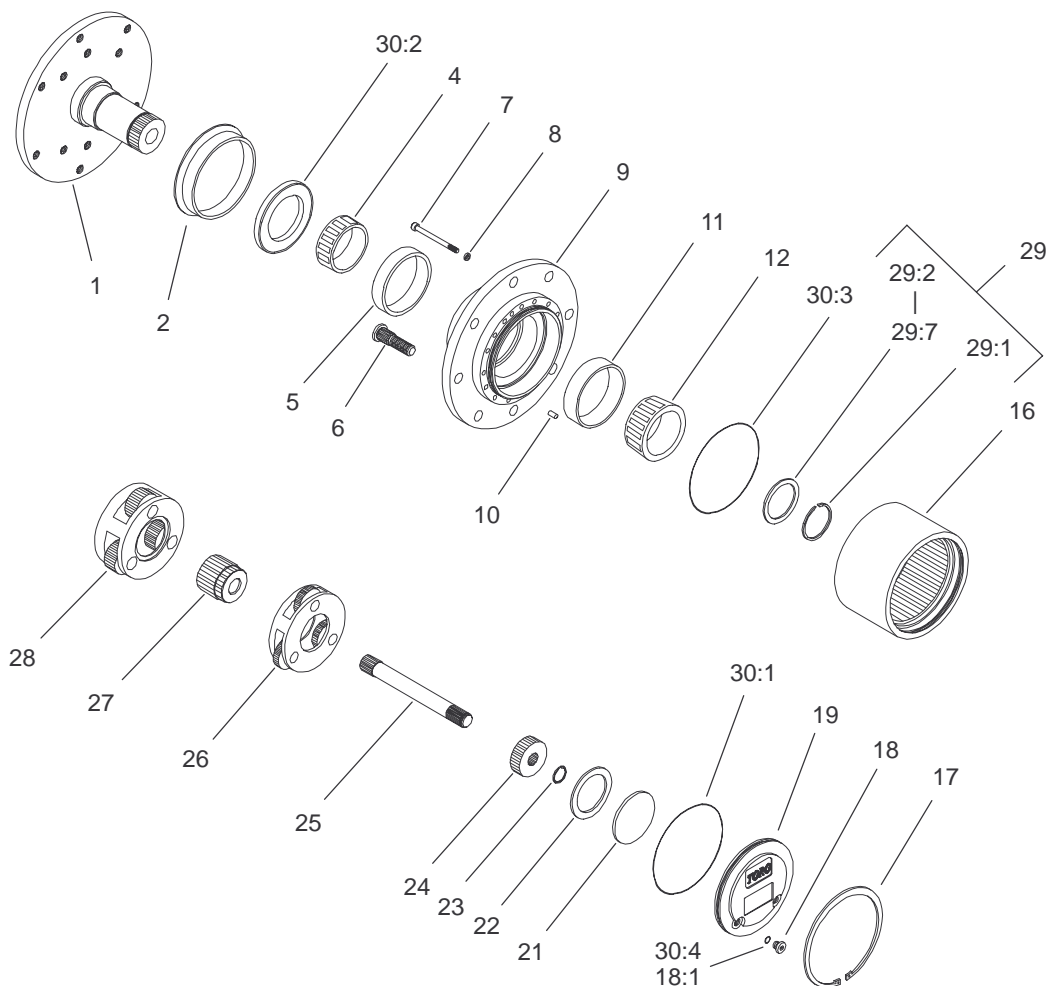
Sheet No.:9

Front Drive and Brake Assembly

Ref. No.	Part No.	Qty.	Description
1	33106-030	12	Screw-HHF
2	100-3046	2	Shaft-Brake, Splined
3	105-4500-03	2	Planetary ASM
☆4		2	Wheel And Tire ASM
4:1	95-3465	1	Tire
4:2	95-3464	1	Rim
4:3	232-24	1	Stem-Valve
5	92-7483	16	Nut-Lug
6	93-7972	4	Ring-Retaining, Internal
7	94-3050	2	Plate-Spring
8	94-3088	2	Spring-Compression
9	3218-4	2	Nut-Jam
10	100-3070	1	Brake ASM
11	33106-090	8	Screw-HHF
12	353-988	1	Plug-Hex, Hollow
12:1	237-79	1	O-Ring
13	105-1218	2	Motor-Piston
14	3256-26	4	Washer-Flat
15	33116-120	4	Screw-HH
16	340-98	3	Fitting-HYD, 90°
16:1	237-79	1	O-Ring
16:2	237-30	1	O-Ring
17	340-142	2	Fitting-HYD, 90°
17:1	237-58	1	O-Ring
17:2	237-81	1	O-Ring

Ref. No.	Part No.	Qty.	Description
18	237-166	2	O-Ring
19	100-3069	1	Brake ASM
21	104-3797	4	Fitting-HYD, Straight
21:1	237-146	1	O-Ring
21:2	340-65	1	O-Ring
22		2	Fitting-45°
22:1	237-58	1	O-Ring
22:2	237-81	1	O-Ring

☆ Not serviced separately



Sheet No.:A2

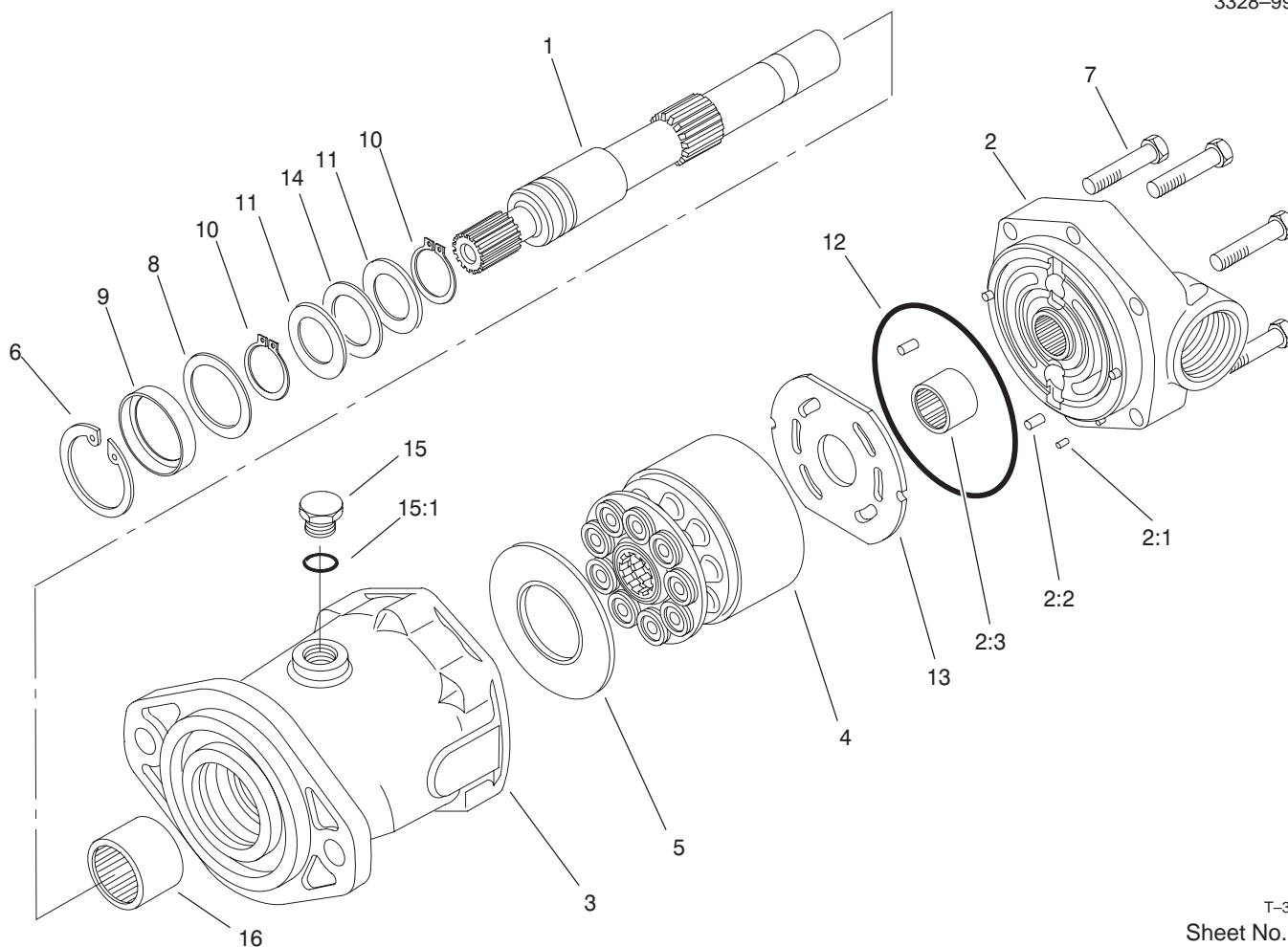
Planetary Assembly No. 105-4500-03

Ref. No.	Part No.	Qty.	Description
☆1		1	Spindle
2	105-8122	1	Seal-Boot
4	105-8120	1	Bearing-Cone
5	105-8119	1	Bearing-Cup
6	105-8124	8	Stud-Wheel
7	105-8125	16	Bolt-Socket Head
8	3253-18	16	Washer-Lock/Sp
☆9		1	Housing
10	105-8121	1	Pin-Dowel
11	105-8117	1	Bearing-Cup
12	105-8118	1	Bearing-Cone
16	105-8113	1	Gear-Ring
17	105-8132	1	Ring-Retaining
18	353-990	2	Plug
18:1	237-78	1	O-Ring
19	105-8138	1	Cap-End
21	105-8133	1	Plug-Thrust
22	105-8123	1	Washer-Thrust
23	105-8131	1	Ring-Retaining
24	105-8114	1	Gear-Primary
25	105-8115	1	Shaft-Drive
26	105-8129	1	Primary Carrier ASM
27	105-8139	1	Gear-Secondary
28	105-8130	1	Secondary Carrier ASM
29	105-8136	1	Part Kit

Ref. No.	Part No.	Qty.	Description
☆29:1		1	Ring-Snap
☆29:2		1	Shim-Bearing, 2.9mm
☆29:3		1	Shim-Bearing, 2.8mm
☆29:4		1	Shim-Bearing, 2.7mm
☆29:5		1	Shim-Bearing, 2.6mm
☆29:6		1	Shim-Bearing, 2.5mm
☆29:7		1	Shim-Bearing, 2.4mm
*30	105-8137	1	Seal Kit
☆30:1		1	O-Ring, Flange Cap
☆30:2		1	Seal-Oil
☆30:3		2	O-Ring, End Cap
☆30:4		2	O-Ring, Plug

☆ Not serviced separately

* Not illustrated

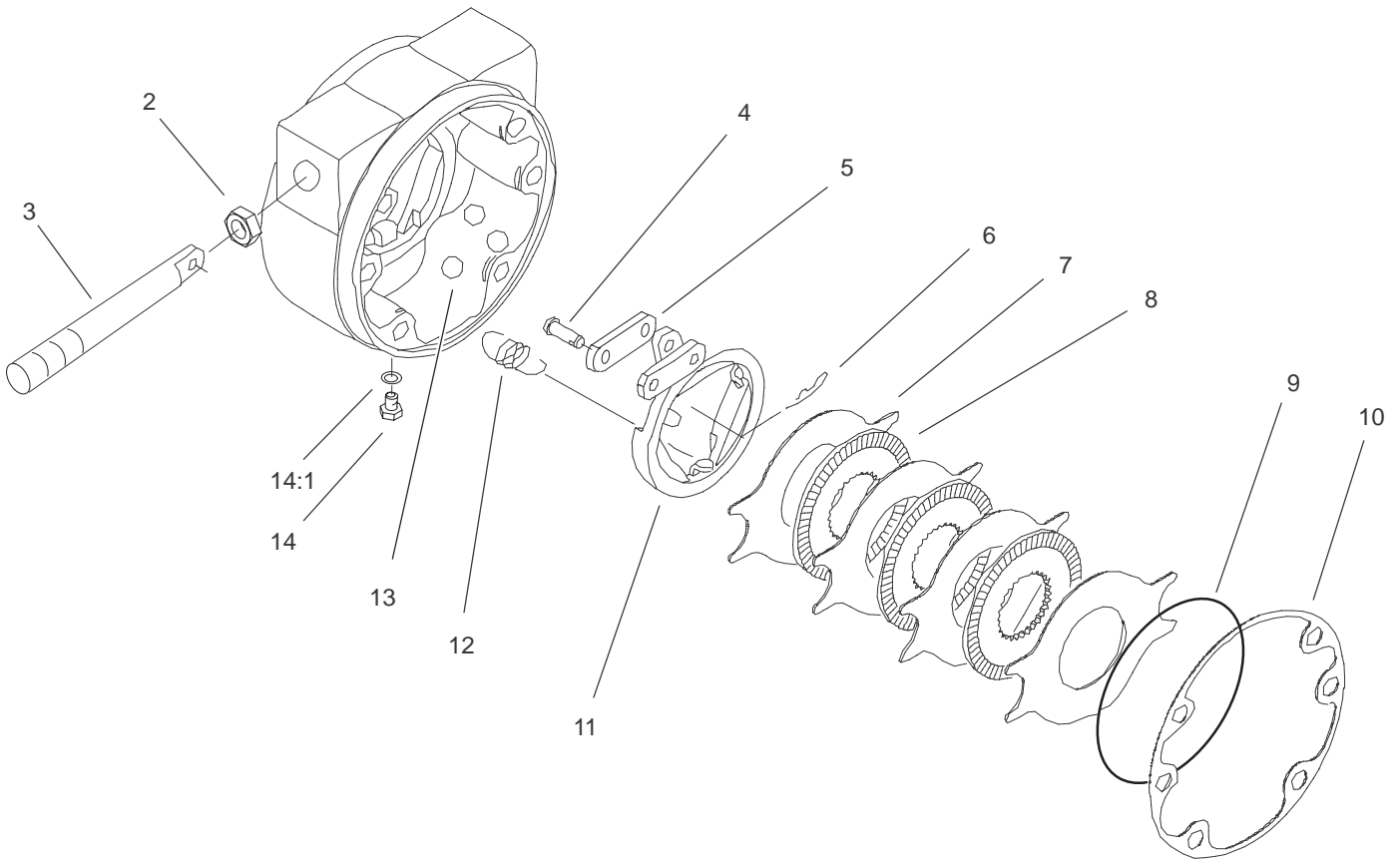
T-3877
Sheet No.:A4

Piston Motor Assembly No. 105-1218

Ref. No.	Part No.	Qty.	Description
1	94-3004	1	Shaft-Drive, Splined
2	105-2851	1	Backplate ASM
☆2:1		3	Pin-Dowel
☆2:2		1	Pin-Dowel
☆2:3		1	Bearing-Needle
☆3		1	Housing
4	76-6910	1	Rotating Kit
5	76-6970	1	Insert-Plate, Cam
6	60-6260	1	Ring
7	94-3002	6	Capscrew
8	94-3007	1	Washer
9	105-3331	1	Seal-Shaft
10	76-7000	2	Ring-Retaining
11	60-6160	2	Race
12	76-6980	1	O-Ring
13	94-3003	1	Plate-Valve
14	60-6170	1	Bearing-Thrust
15	353-550	1	Plug-HYD
15:1	237-79	1	O-Ring
16	63-4390	1	Bearing-Needle

Ref. No.	Part No.	Qty.	Description

☆ Not serviced separately

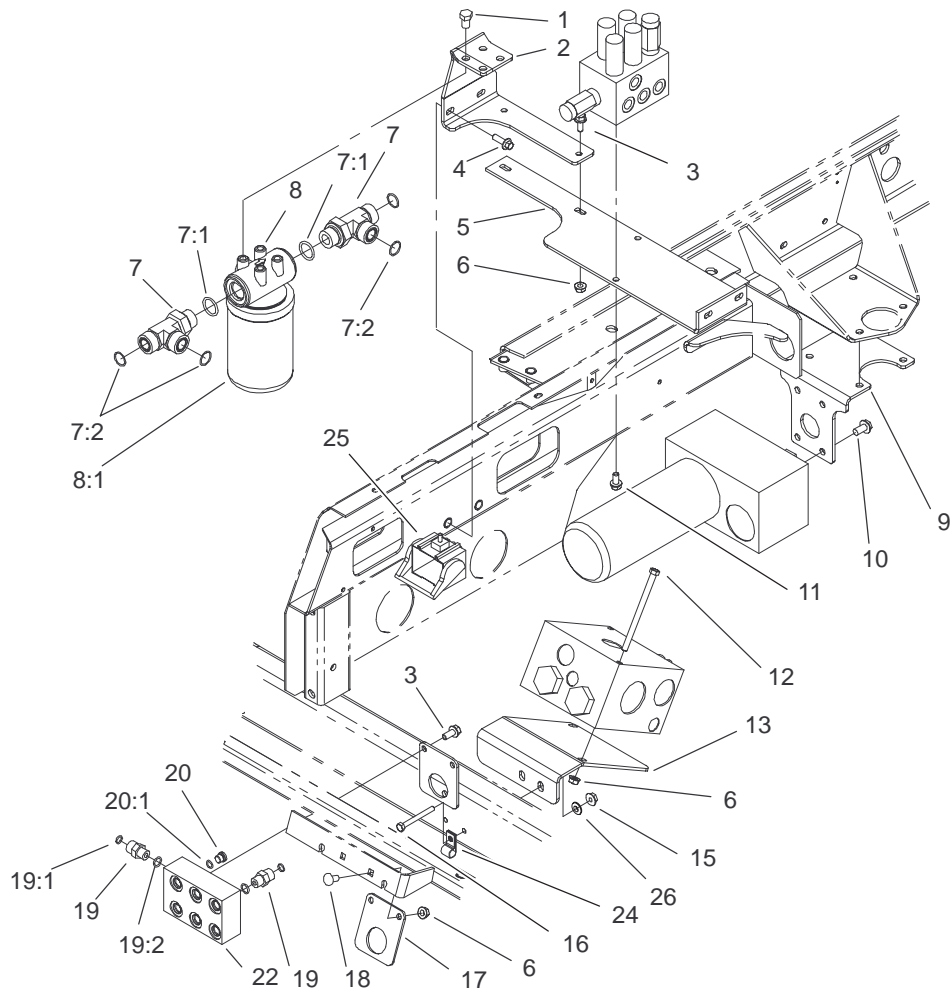


T-3759
Sheet No.:A5

RH Brake Assembly No. 100-3069

Ref. No.	Part No.	Qty.	Description
2	93-7977	1	Seal
3	93-7978	1	Rod-Pull
4	93-7983	2	Pin-Clevis
5	93-7980	2	Link
6	93-7979	2	Pin-Hitch
7	93-7986	4	Disc-Stationary
8	104-4278	3	Disc-Rotating
9	93-7976	1	Ring-Retaining
10	93-7984	1	Gasket
11	104-4280	1	Actuator-Rotating
12	93-7987	3	Spring-Extension
13	93-7985	3	Ball
14	353-990	2	Plug
14:1	237-78	1	O-Ring

Ref. No.	Part No.	Qty.	Description

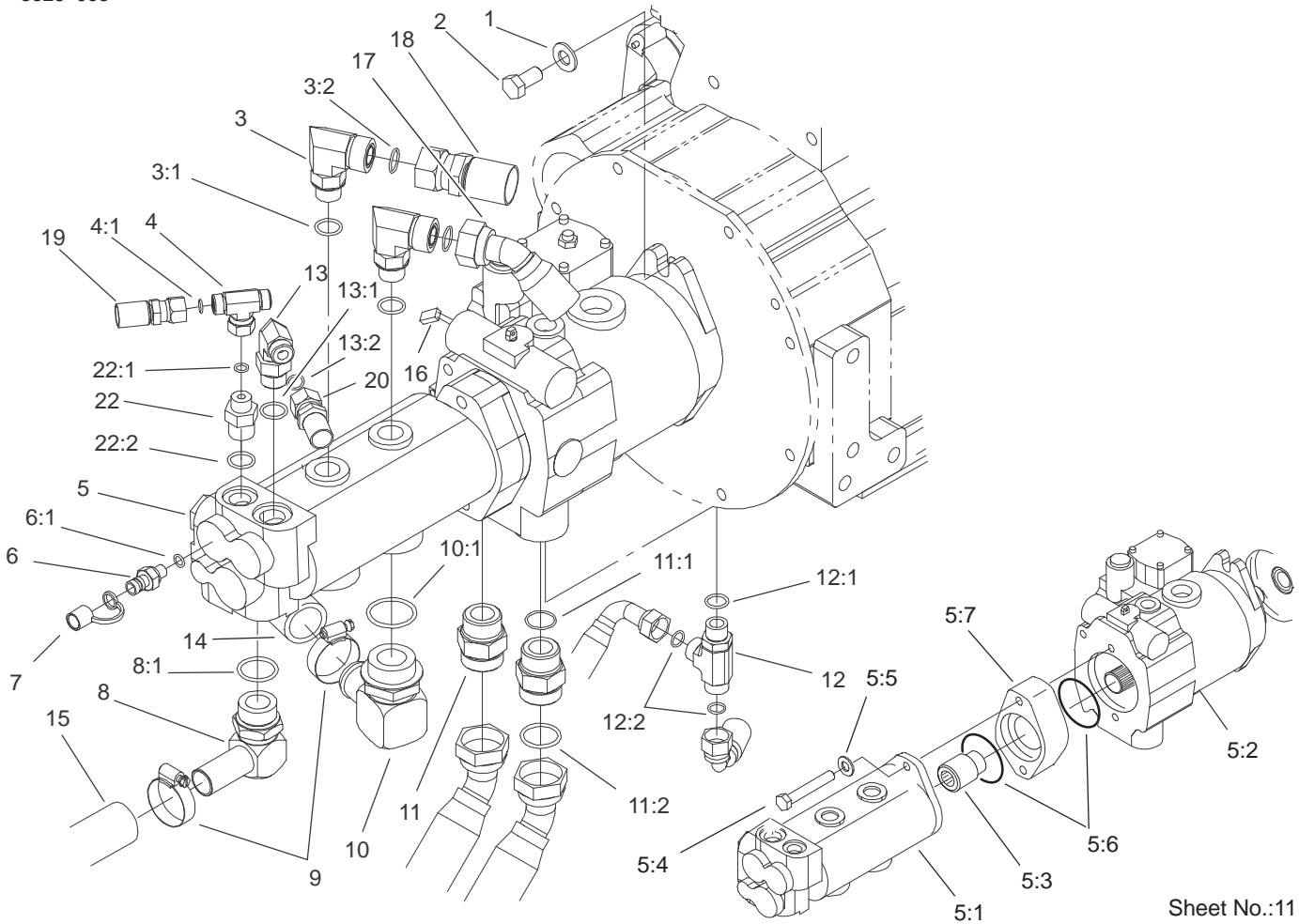


Sheet No.:10

Manifold Mounting and Fitting Assembly

Ref. No.	Part No.	Qty.	Description
1	33115-016	4	Screw-HH
2	104-5492-03	1	Bracket-Filter Mount
3	3234-5	4	Screw
4	3234-17	4	Screw-HHF
5	104-5493-03	1	Bracket-Valve Mount
6	32128-20	6	Nut-HF
7	340-148	2	Fitting-Tee
7:1	237-81	1	O-Ring
7:2	237-58	2	O-Ring
8	93-2242	1	Oil Filter ASM
8:1	75-1310	1	Element-Filter
9	104-5471-03	1	Bracket-Filter Valve
10	3234-1	4	Screw-HHF
11	3234-14	4	Screw-HHF
12	322-48	2	Screw-HH
13	104-5467-03	1	Bracket-Valve Mount
15	32128-33	2	Nut-HF
16	321-14	2	Screw-HH
17	104-5516-01	1	Support-Tube
18	3230-23	2	Screw-CARR
19	340-2	4	Fitting-HYD, Straight
19:1	237-22	1	O-Ring
19:2	237-42	1	O-Ring
20	353-990	1	Plug
20:1	237-78	1	O-Ring
22	104-5515	1	Manifold-Junction, Lift

Ref. No.	Part No.	Qty.	Description
24	2412-150	3	J-Clip
25	105-9868	1	Harness-Wire, Main
26	3256-22	2	Washer-Flat
27	32144-11	1	Screw-TAP
28	3234-4	1	Screw-HHF

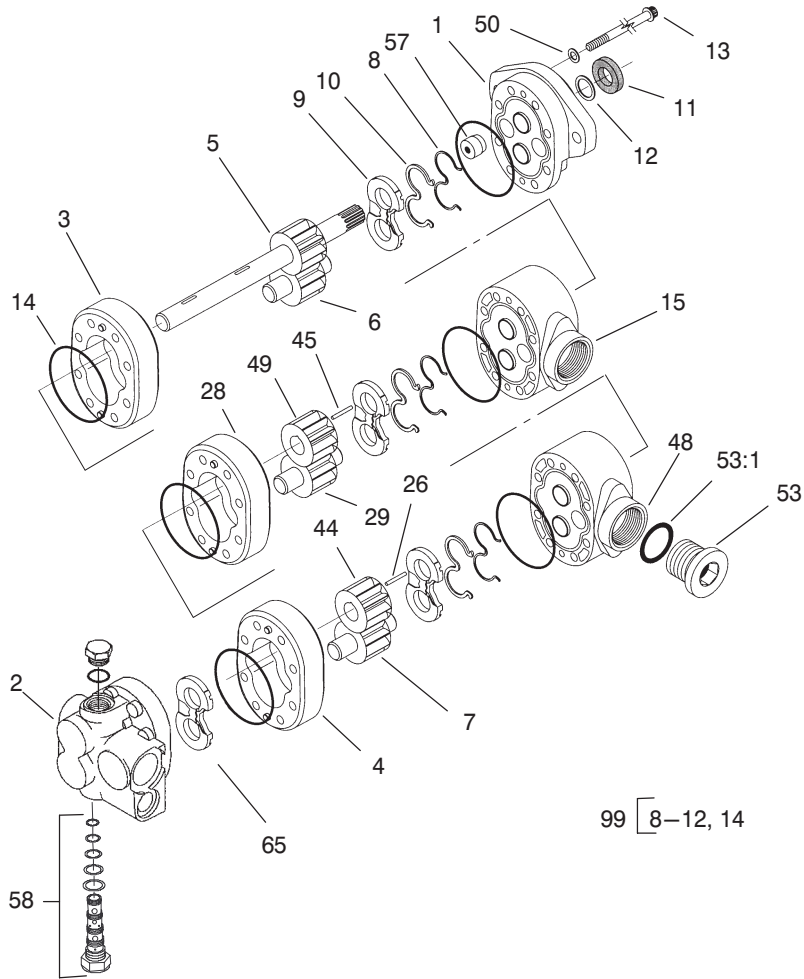


Sheet No.:11

Hydraulic Pump Assembly

Ref. No.	Part No.	Qty.	Description
1	87-7270	2	Washer-Thrust
2	3213-2	2	Screw-HH
3	340-16	2	Fitting-HYD, 90°
3:1	237-80	1	O-Ring
3:2	237-58	1	O-Ring
4	340-166	1	Fitting-HYD, Tee
4:1	237-22	1	O-Ring
5	105-1226	1	Pump ASM
5:1	105-9845	1	Triple Pump ASM
5:2	105-9846	1	Piston Pump ASM
5:3	74-9030	1	Coupler
5:4	323-32	2	Screw-HH
5:5	60-3540	2	Washer
5:6	60-3520	2	O-Ring
5:7	99-5510	1	Spacer
6	354-77	2	Fitting-Quick
6:1	237-78	1	O-Ring
7	354-79	2	Cap-Dust, Yellow
8	56-9530	1	Fitting-HYD, 90°
8:1	237-117	1	O-Ring
9	2412-111	2	Clamp
10	92-7526	1	Fitting-HYD, 90°
10:1	237-101	1	O-Ring
11	104-3797	2	Fitting-HYD, Straight
11:1	237-146	1	O-Ring
11:2	340-65	1	O-Ring

Ref. No.	Part No.	Qty.	Description
12	340-109	1	Fitting-HYD, Tee
12:1	237-79	1	O-Ring
12:2	237-30	2	O-Ring
13	340-98	1	Fitting-HYD, 90°
13:1	237-79	1	O-Ring
13:2	237-30	1	O-Ring
14	104-5482	1	Hose-Suction
15	104-5484	1	Hose-Suction
16	105-0122	1	Harness-Wire
17	105-3874	1	Hose ASM
18	105-3875	1	Hose ASM
19	92-7595	1	Hose ASM
20	105-3869	1	Hose ASM
22	340-141	1	Fitting
22:1	237-22	1	O-Ring
22:2	237-80	1	O-Ring



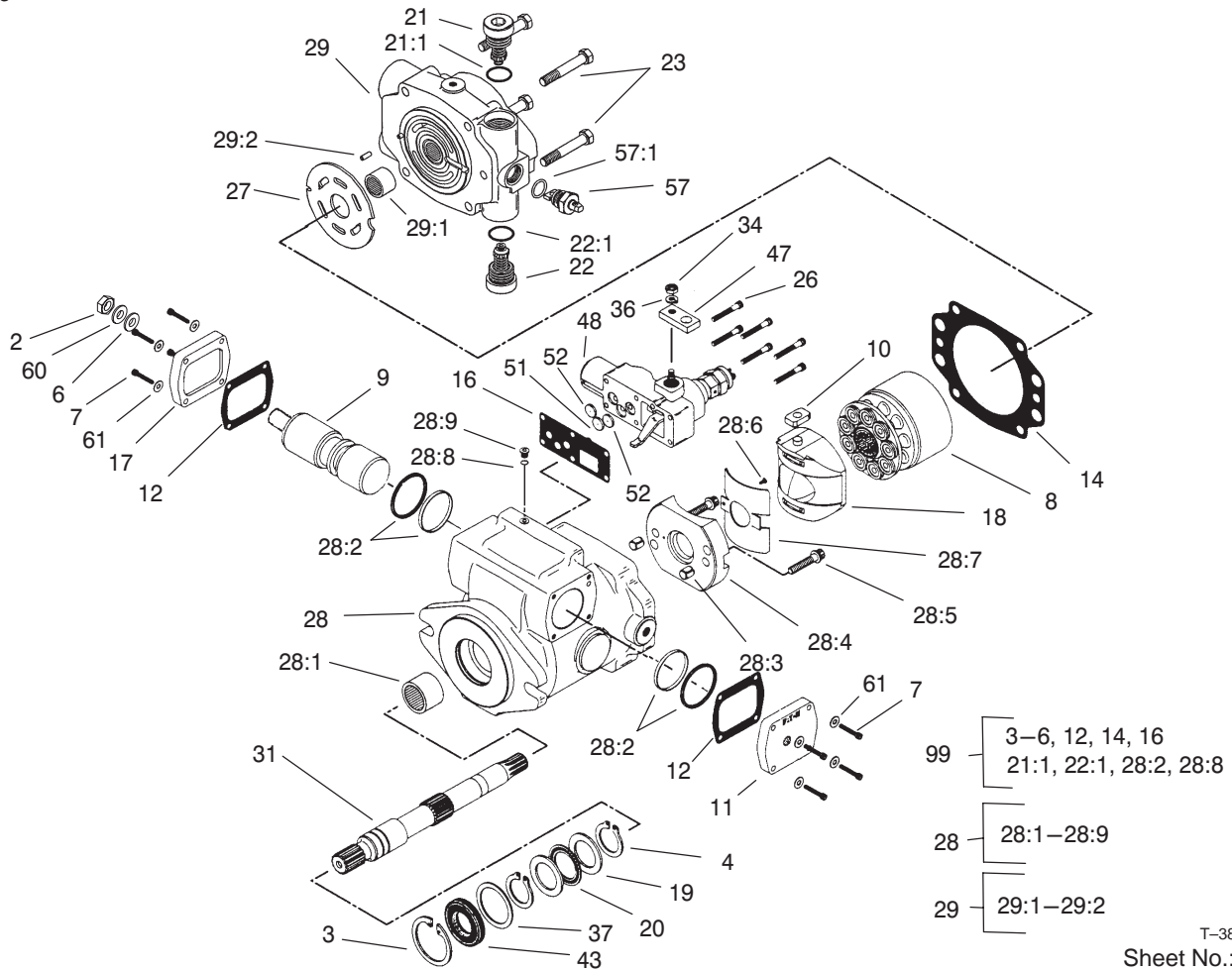
T-3880
Sheet No.:A6

Triple Pump Assembly No. 105-9845

Ref. No.	Part No.	Qty.	Description
☆1		1	Front Plate ASM
☆2		1	Back Plate ASM
☆3		1	Body
☆4		1	Body
☆5		1	Drive Gear ASM
☆6		1	Gear-Idler
☆7		1	Gear-Idler
☆8		3	Gasket-Backup
☆9		3	Plate-Wear
☆10		3	Seal-Pressure, Balance
11	49-2640	1	Seal-Shaft
12	60-5890	1	Washer
13	105-9849	8	Capscrew
14	105-2866	6	O-Ring
☆15		1	Plate-Adaptor
☆26		1	Key
☆28		1	Body
☆29		1	Gear-Idler
☆44		1	Gear
☆45		1	Key
☆48		1	Plate-Adaptor
☆49		1	Gear
50	105-9850	4	Washer-Copper
53	94-3013	1	Plug
☆53:1		1	O-Ring

Ref. No.	Part No.	Qty.	Description
57	94-3011	1	Plug
58	105-2870	1	Valve-Proportional
☆65		1	Plate-Thrust
99	105-2868	1	Seal Kit

☆ Not serviced separately



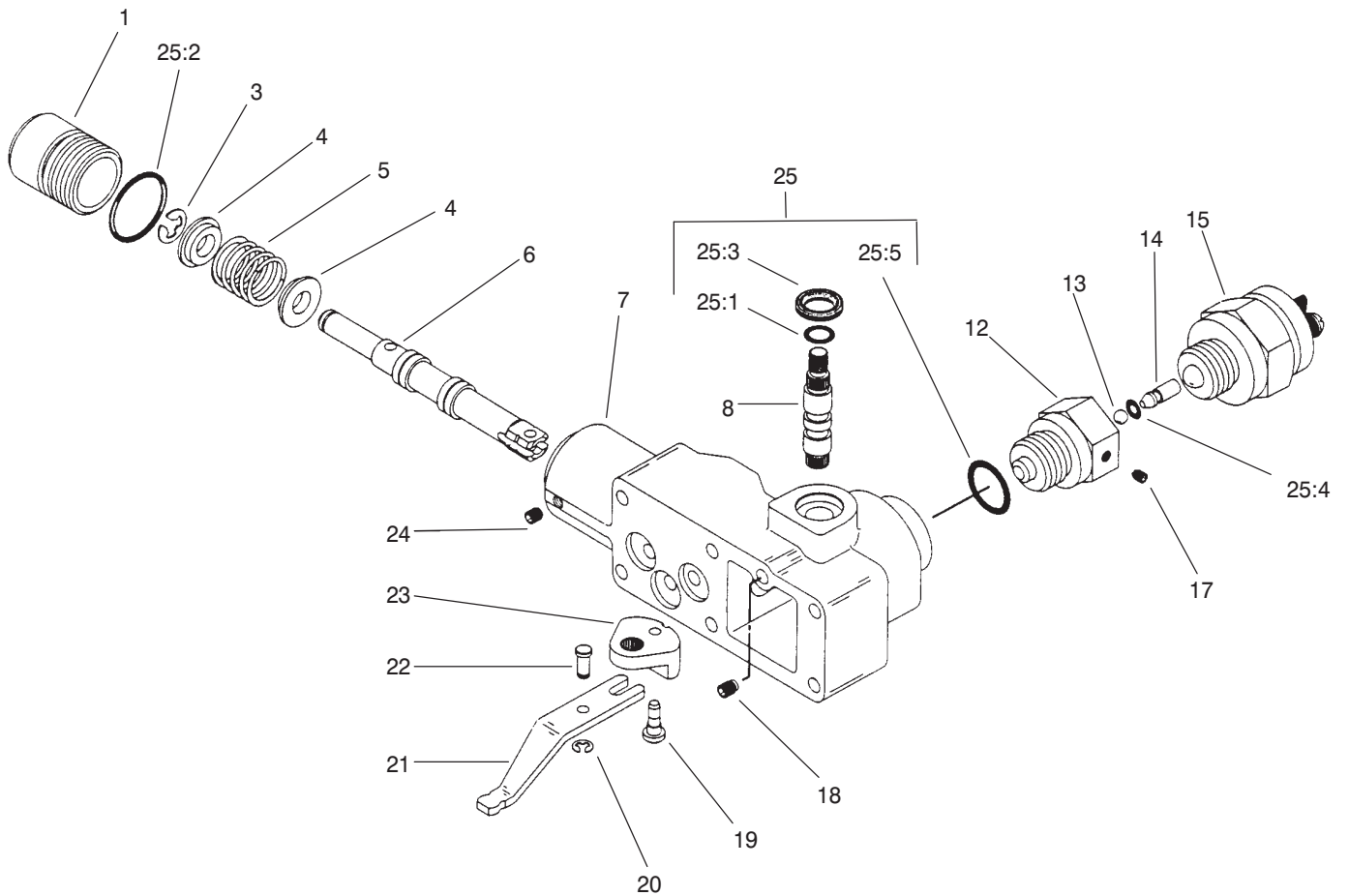
T-3881
Sheet No.:A7

Piston Pump Assembly No. 105-9846

Ref. No.	Part No.	Qty.	Description
2	3220-2	1	Nut
3	76-7010	1	Ring-Retaining
4	76-7000	2	Ring-Retaining
6	94-3027	1	Washer-Seal
7	3274-81	8	Screw-HSH
8	105-9851	1	Rotating Kit ASM
9	105-4572	1	Servo Piston ASM
10	105-9852	1	Follower-Piston
11	105-9853	1	Plate-Cover
☆12		2	Gasket-Plate, Cover
☆14		1	Gasket-Housing
☆16		1	Gasket
17	94-3034	1	Plate-Cover
18	94-3026	1	Camplate ASM
19	76-6950	2	Race-Thrust
20	76-6960	1	Bearing-Thrust
21	105-2857	1	Valve-Relief
☆21:1		1	O-Ring
22	105-2857	1	Valve-Relief
☆22:1		1	O-Ring
23	323-45	4	Screw-HH
26	3274-59	6	Screw-HSH
27	105-9854	1	Plate-Valve
28	105-9855	1	Housing ASM
29	105-9856	1	Backplate ASM
31	105-2861	1	Shaft-Drive

Ref. No.	Part No.	Qty.	Description
34	3217-5	1	Nut-Hex
36	3253-3	1	Washer-Lock
37	94-3007	1	Washer
43	105-3331	1	Seal-Shaft
47	94-3031	1	Arm-Control
48	93-6306	1	Control ASM
51	105-2909	1	Orifice-Control, .036 Dia
52	94-3041	1	Orifice-Control, .028 Dia
57	105-2864	1	Valve-Bypass
☆57:1		1	O-Ring
60	94-3030	1	Washer
61	3256-77	8	Washer-Flat
99	105-3349	1	Seal Kit

☆ Not serviced separately



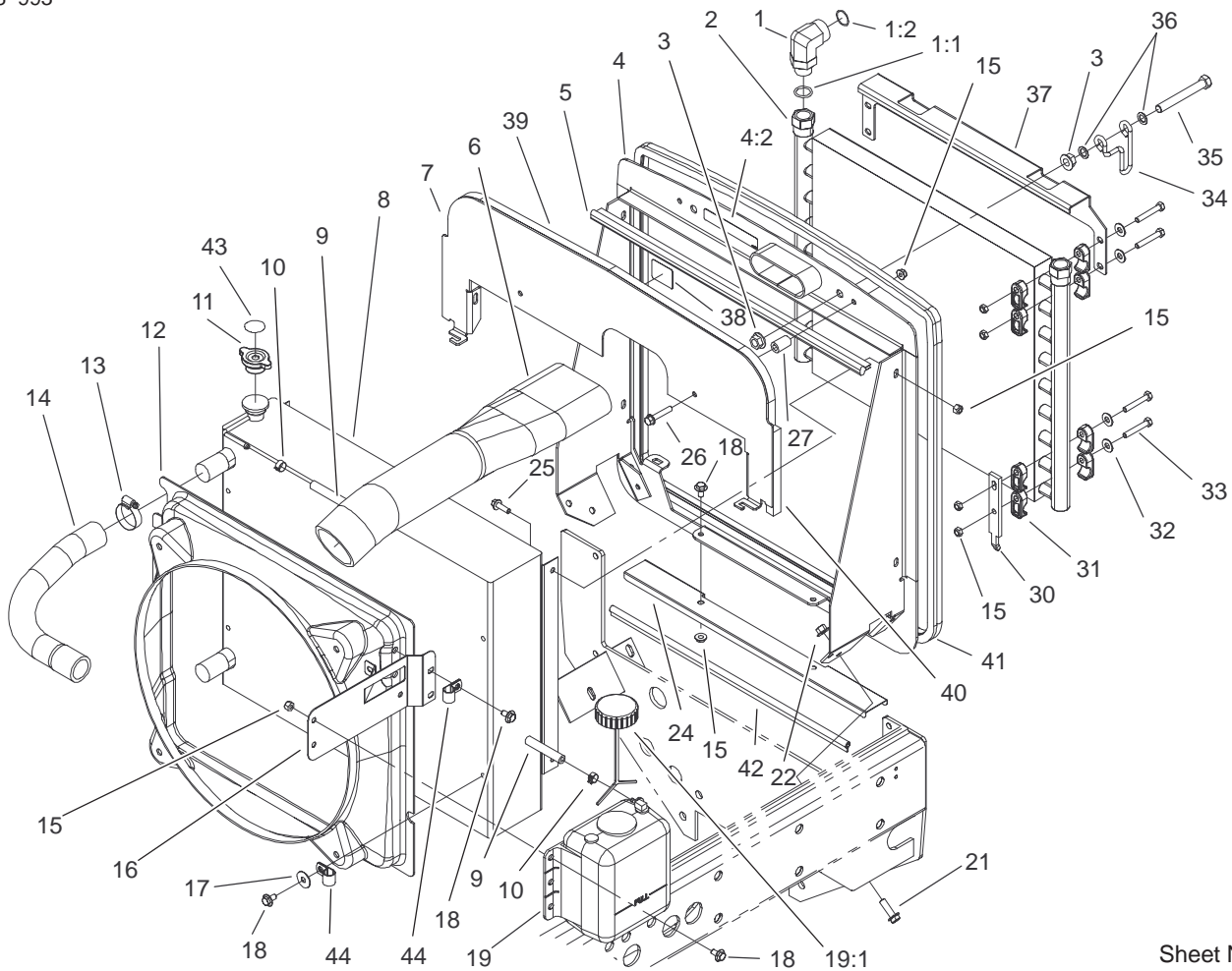
T-2119
Sheet No.:A8

Control Assembly No. 93-6306

Ref. No.	Part No.	Qty.	Description
☆1		1	Plug
☆3		1	Ring-Retaining
☆4		2	Retainer-Spring
☆5		1	Spring
☆6		1	Valve-Spool
☆7		1	Housing-Control
☆8		1	Shaft-Input
☆12		1	Adaptor
☆13		1	Ball
☆14		1	Pin
15	94-3043	1	Switch-Safety, Neutral
☆17		1	Screw-Set
☆18		1	Screw-Set
☆19		1	Pin
☆20		1	Ring-Retaining
☆21		1	Link
☆22		1	Pin-Dowel
☆23		1	Crank-Bell
☆24		1	Screw-Set
25	94-3044	1	Seal Kit
☆25:1		1	O-Ring
☆25:2		1	O-Ring
☆25:3		1	Seal-Wiper
☆25:4		1	O-Ring
☆25:5		1	O-Ring

Ref. No.	Part No.	Qty.	Description

☆ Not serviced separately

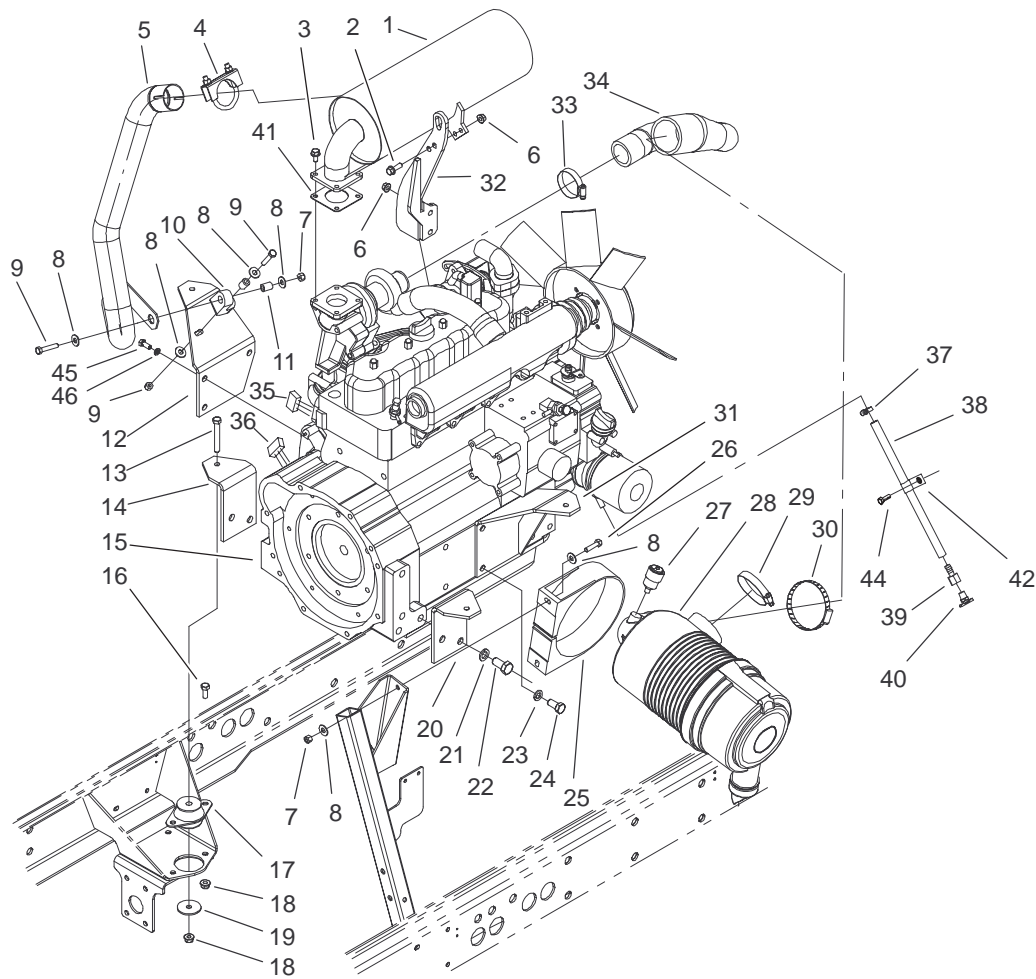


Sheet No.:12

Radiator Assembly

Ref. No.	Part No.	Qty.	Description
1	104-3796	2	Fitting-HYD, 90°
1:1	237-81	1	O-Ring
1:2	340-65	1	O-Ring
2	99-5495	1	Cooler-Oil
3	32128-49	4	Nut-HHF
4	105-3994	1	Bracket-Radiator, ASM
4:2	93-7272	1	Decal-Warning
5	104-2223	1	Seal-Bulb
6	100-5550	1	Hose-Cleaner, Air
7	105-3934-03	1	Bracket-Hood Seal
8	99-5426	1	Radiator
9	71-3370	2	Hose-Fuel
10	92-2379	3	Clamp-Hose
11	93-5957	1	Cap-Radiator
12	99-5428	1	Shroud-Radiator
13	2412-111	4	Clamp
14	100-5547	2	Hose-Radiator
15	104-8300	19	Nut-Flange, NI
16	100-5505-03	1	Bracket-Tank
17	99-2900	4	Washer-Flat
18	3234-7	14	Screw-HHF
19	104-2276	1	Reservoir-Coolant
19:1	87-7050	1	Cap-Reservoir
21	3234-11	4	Screw-HHF
22	32128-43	4	Nut-Flange

Ref. No.	Part No.	Qty.	Description
24	104-5426-03	1	Cover-Bottom
25	3234-17	6	Screw-HHF
26	94-5780	2	Bolt-Head
27	93-6981	2	Spacer
30	104-5460-03	2	Plate-Oil Cooler Mount
31	105-3943	16	Clamp-Oil Cooler
32	3256-23	14	Washer-Flat
33	322-10	8	Screw-HH
34	104-5429	2	Wire Form-Clamp
35	325-17	2	Screw-HH
36	41-8440	4	Washer
37	104-5428	1	Bracket-Oil Cooler, Top
38	93-7275	1	Decal-Fluid, Starting
39	105-9233	1	Seal-Foam
40	105-9236	2	Seal-Foam
41	105-9814	1	Seal-Bulb
42	105-9858	1	Seal-Bulb
43	105-2841	1	Decal-Radiator
44	2412-81	2	Clamp



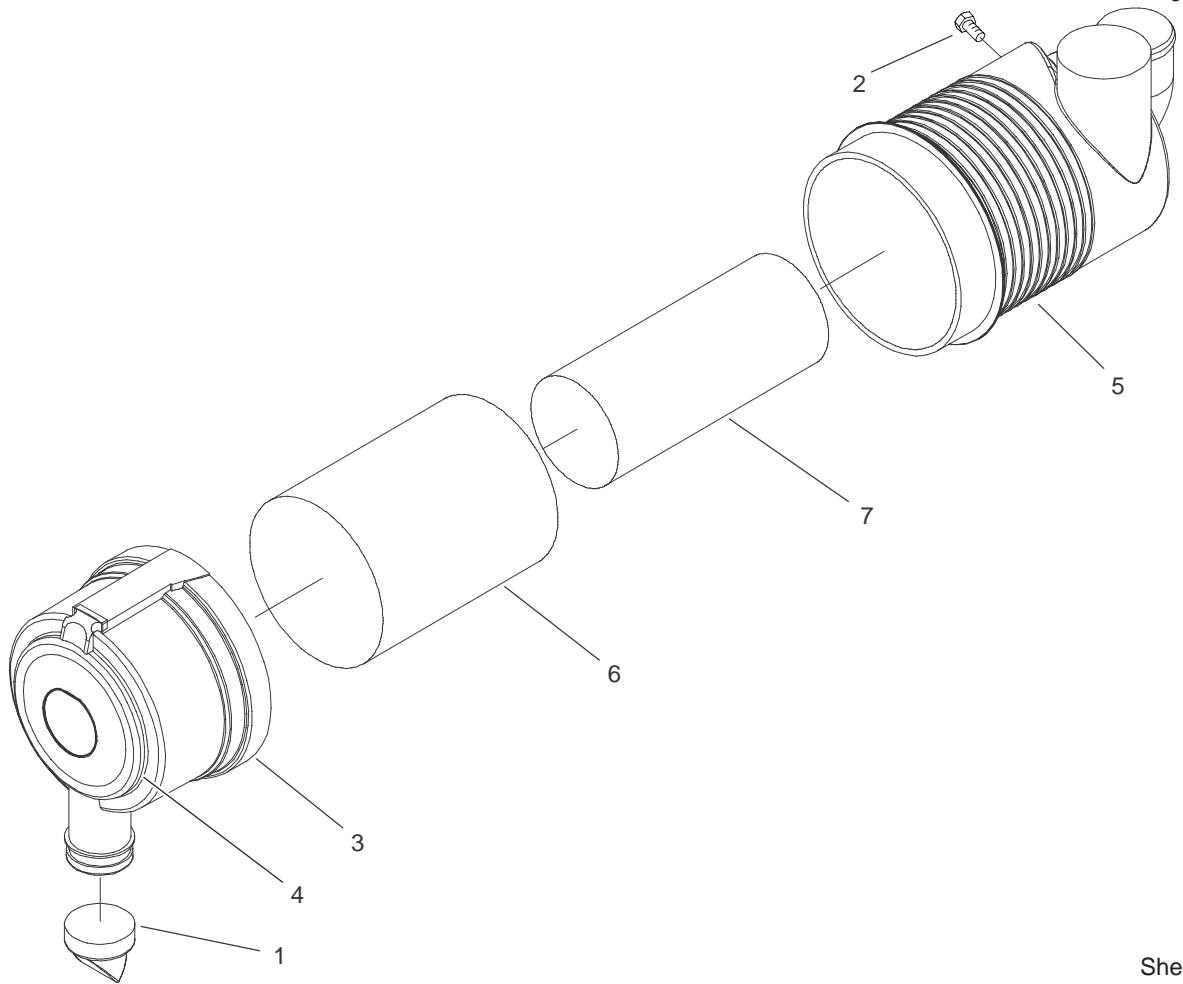
Sheet No.:14

Engine Installation Assembly

Ref. No.	Part No.	Qty.	Description
1	99-5424	1	Muffler-Turbo
2	33104-025	4	Screw-HHF
3	33104-016	4	Screw-HHF
4	18-2130	1	Clamp-Column, Steering
5	104-5461	1	Pipe-Exhaust
6	33004-00	4	Nut-HF
7	3296-29	4	Nut-Lock, NI
8	3256-3	8	Washer-Flat
9	322-8	4	Screw-HH
10	95-5622	1	Hanger-Rubber
11	93-5023	2	Spacer
12	100-3141-03	1	RH Mount ASM
13	323-13	4	Screw-HH
14	100-3148-03	1	Mount-Engine, RH
15	99-5413	1	Engine-Turbo, Kubota
16	3234-11	8	Screw-HHF
17	53-9682	4	Rubber-Support, Engine
18	104-8301	12	Nut-Flange, NI
19	63-7400	4	Washer-Rebound
20	100-3147-03	1	Mount-Engine, LH
21	43-5950	4	Washer-Lock, Spring
22	43-3210	4	Screw-HH
23	48-8070	5	Washer-Lock
24	42-9250	5	Bolt

Ref. No.	Part No.	Qty.	Description
25	99-5414	1	Strap-Cleaner, Air
26	322-6	2	Screw-HH
27	104-3563	1	Indicator
*27:1	94-1416	1	Indicator Adapter ASM
28	99-5410	1	Cleaner-Air
29	2412-125	1	Clamp-Hose
30	2412-110	2	Clamp-Hose
31	100-3144-03	1	LH Mount ASM
32	99-5421-03	1	Bracket-Mounting
33	2412-92	1	Clamp-Hose
34	99-5415	1	Hose-Cleaner, Air
35	99-3441	1	Harness-Wire, Fusible Link
36	105-9869	1	Harness-Wire, Engine
37	2412-108	2	Clamp-Worm
38	99-7376	1	Hose-Breather
39	354-94	1	Hose-Female, Barbed
40	93-5528	1	Fitting-Cock, Drain
41	100-9333	1	Gasket-Muffler
42	2412-150	1	J-Clip
44	32144-11	1	Screw-TAP
45	43-0090	1	Screw-HH
46	48-9590	1	Washer-Lock

* Not illustrated



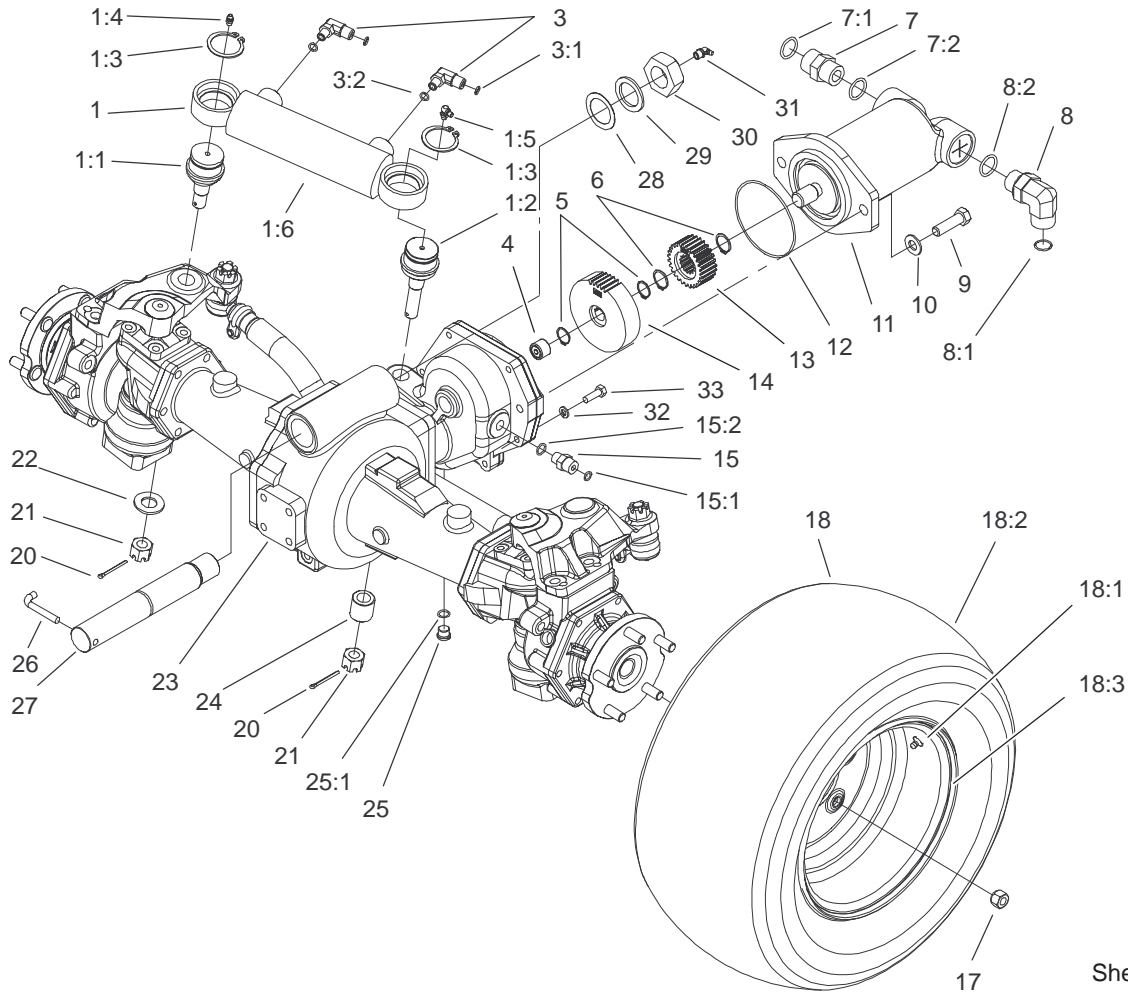
T-3770
Sheet No.:A9

Air Cleaner Assembly No. 99-5410

Ref. No.	Part No.	Qty.	Description
1	104-4258	1	Valve-Vacuator
☆2		1	Plug-Pipe
3	104-4259	1	Cover ASM
☆4		1	Marking
☆5		1	Body ASM
6	104-4260	1	Element ASM
7	104-4261	1	Element ASM

Ref. No.	Part No.	Qty.	Description

☆ Not serviced separately



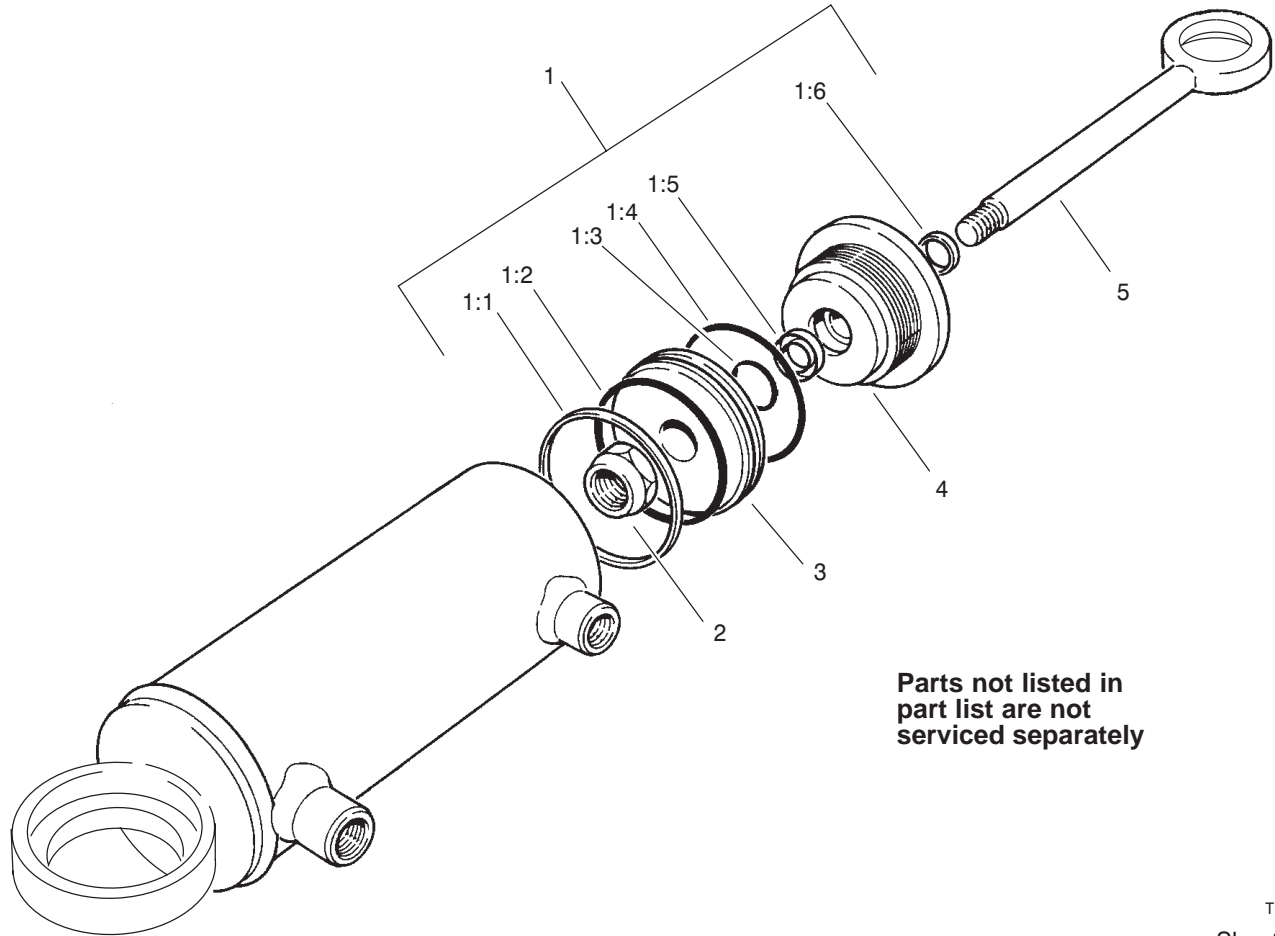
Sheet No.:15

Rear Axle Assembly

Ref. No.	Part No.	Qty.	Description
1	105-9861	1	Steering Cylinder ASM
1:1	92-5838	1	Joint-Ball
1:2	100-3795	1	Joint-Ball
1:3	32151-104	2	Ring-Retaining, External
1:4	302-5	1	Fitting-Grease
1:5	302-60	1	Fitting-Grease
☆1:6		1	Hydraulic Cylinder ASM
3	340-97	2	Fitting-HYD, 90°
3:1	237-22	1	O-Ring
3:2	237-78	1	O-Ring
4	74-5700	1	Bearing-Needle, Roller
5	32120-15	2	Ring-Snap, Ext
6	32120-76	2	Ring-Snap, Ext
7	340-9	1	Fitting-Straight
7:1	237-58	1	O-Ring
7:2	237-81	1	O-Ring
8	340-142	1	Fitting-HYD, 90°
8:1	237-58	1	O-Ring
8:2	237-81	1	O-Ring
9	325-7	2	Screw-HH
10	3256-26	2	Washer-Flat
11	105-1219	1	Motor-Piston
12	237-166	1	O-Ring

Ref. No.	Part No.	Qty.	Description
13	104-0755	1	Pinion-27t
14	100-3053	1	Gear-45t
15	340-2	1	Fitting-Straight, HYD
15:1	237-22	1	O-Ring
15:2	237-42	1	O-Ring
17	93-5268	10	Nut-Lug
☆18		2	Tire And Wheel ASM
18:1	232-27	1	Stem-Valve
18:2	104-0451	1	Tire
18:3	105-9219	1	Wheel
20	3272-12	2	Pin-Cotter
21	32136-14	2	Nut-SHH
22	92-5836	1	Washer
23	100-3784	1	Drive Axle ASM
24	100-3796	1	Spacer-Joint, Ball
25	353-989	1	Plug-Hex, Hollow
25:1	237-42	1	O-Ring
26	100-3771	1	Pin-Stop
27	100-3770	1	Pin-Axle, Pivot
28	92-1765	1	Washer-Thrust
29	98-3867	2	Washer-Thrust
30	3296-68	1	Nut-Lock, NI
31	302-33	1	Fitting-Grease
32	3253-4	6	Washer-Lock
33	33114-025	6	Screw-HH

☆ Not serviced separately



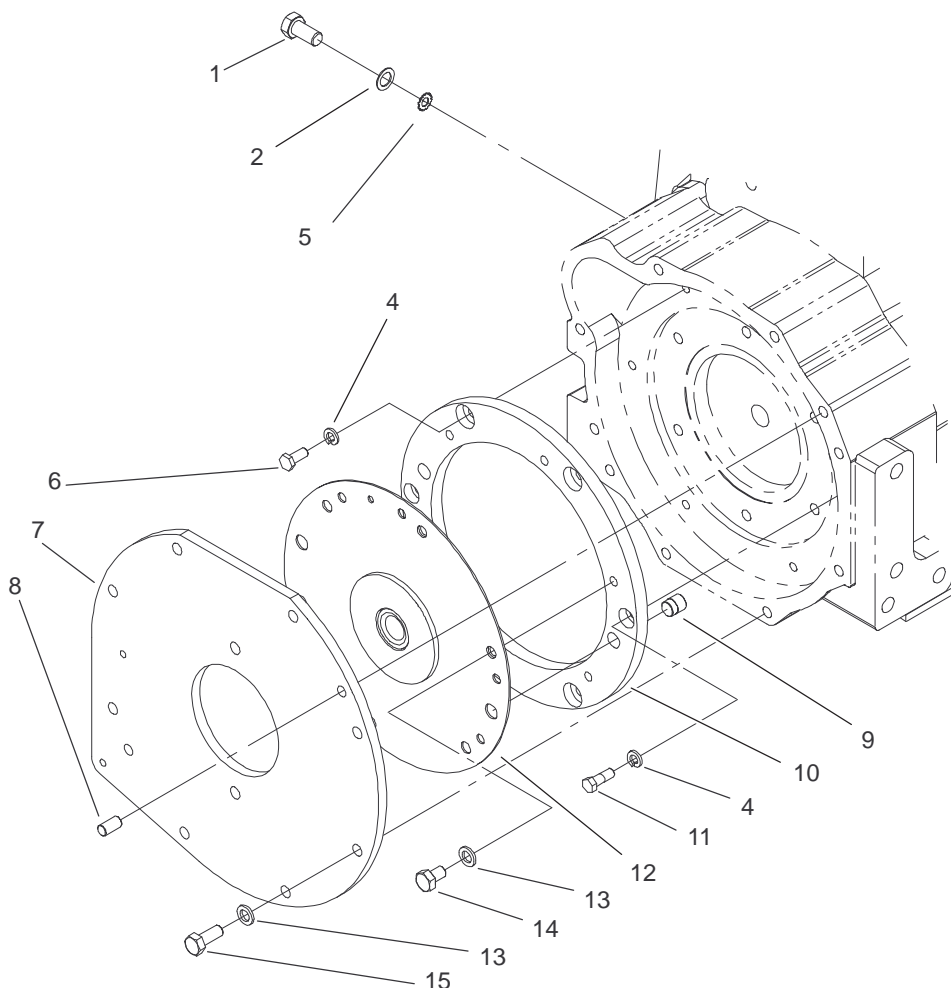
T-3527
Sheet No.:B1

Cylinder Assembly No. 105-9861

Ref. No.	Part No.	Qty.	Description
1	92-6593	1	Seal Kit
☆1:1		1	Seal
☆1:2		1	O-Ring
☆1:3		1	O-Ring
☆1:4		1	O-Ring
☆1:5		1	U-Cup
☆1:6		1	Wiper
☆2		1	Locknut
☆3		1	Piston
☆4		1	Gland
☆5		1	Rod ASM

Ref. No.	Part No.	Qty.	Description

☆ Not serviced separately

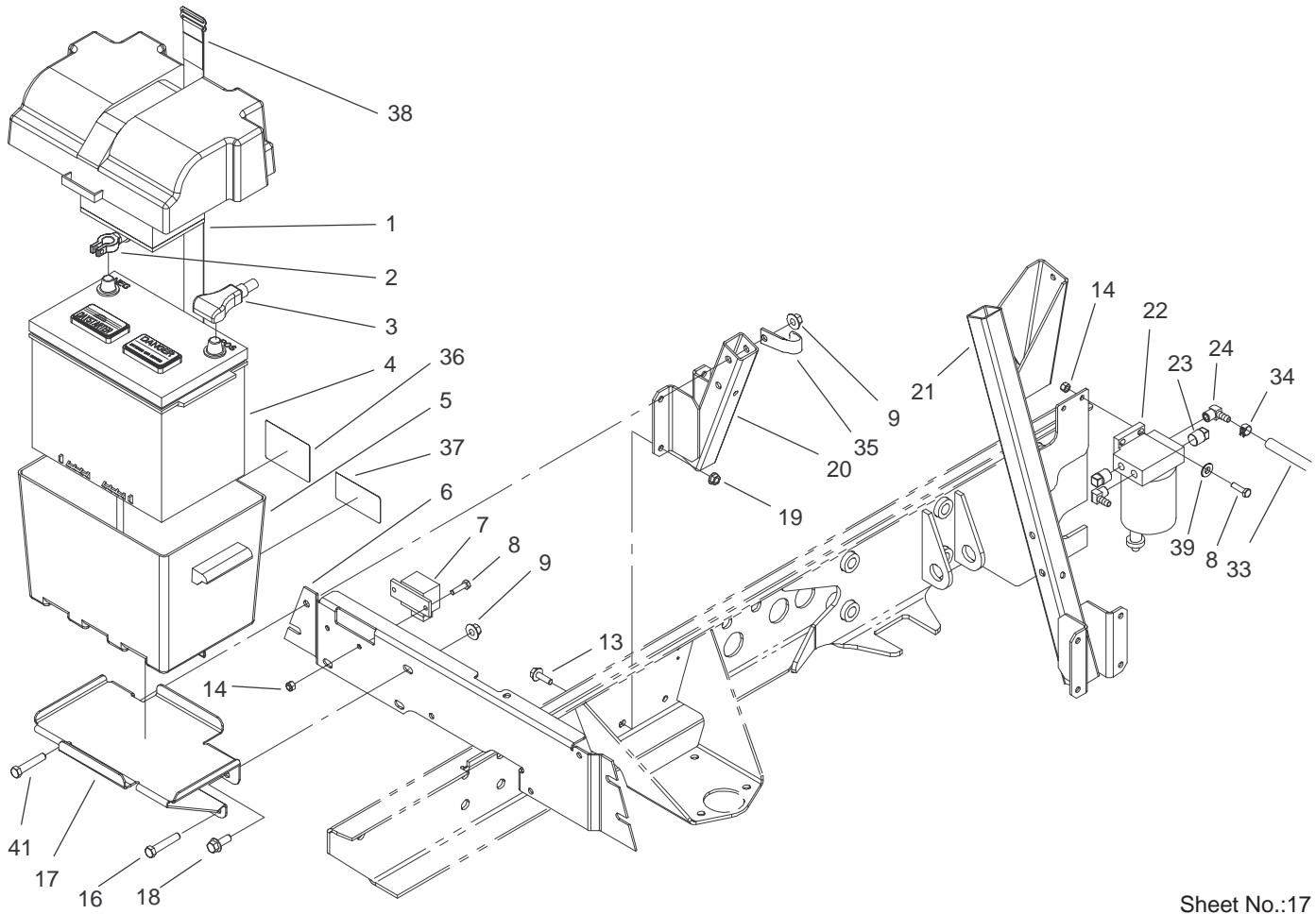


Sheet No.:16

Coupler Spacer and Adapter Plate Assembly

Ref. No.	Part No.	Qty.	Description
1	42-9250	1	Bolt
2	3255-2	1	Washer-Lock/Ext
4	42-9850	6	Washer-Lock, Spring
5	3255-9	1	Washer-Lock/Ext
6	33114-020	4	Screw-HH
7	100-5632-03	1	Plate-Adapter
8	100-5635	2	Pin-Plate
9	58-3590	2	Dowel
10	100-5633	1	Spacer-Coupling
11	100-5634	2	Bolt-Shoulder
12	92-1753	1	Coupling-Spring
13	48-9590	14	Washer-Lock
14	70-8470	6	Screw-HH
15	43-0090	8	Screw-HH

Ref. No.	Part No.	Qty.	Description

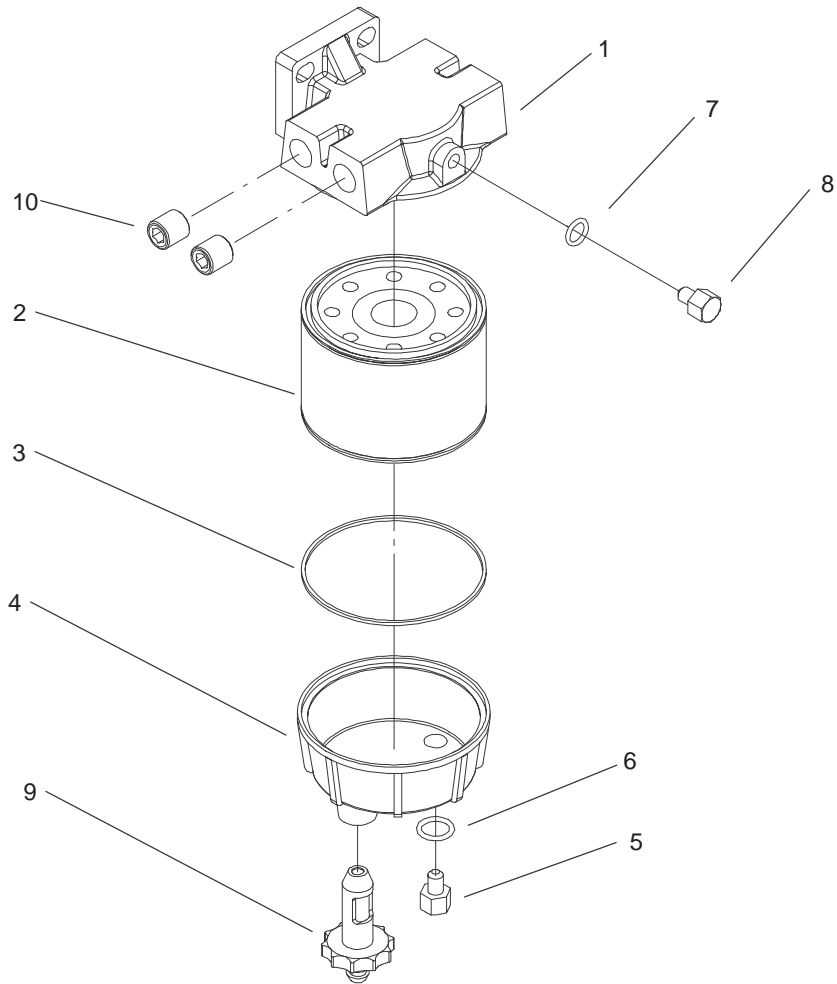


Sheet No.:17

Battery Installation Assembly

Ref. No.	Part No.	Qty.	Description
1	93-7968	1	Pad-Foam
2	105-3880	1	Cable-Battery, Negative
3	105-0114	1	Cable-Battery, Positive
4	93-3220	1	Battery
5	93-7595	1	Box-Battery
6	104-5422-03	1	Bracket-Battery Support
7	66-8800	1	Relay
8	321-6	4	Screw-HH
9	32128-43	6	Nut-Flange
13	3234-29	8	Screw-HHF
14	3296-42	4	Nut-Lock, NI
16	323-11	3	Screw-HH
17	104-5423-03	1	Tray-Battery
18	3234-11	2	Screw-HHF
19	32128-20	14	Nut-HF
20	104-5420-03	1	Battery Support ASM
21	104-5417-03	1	A/C Bracket ASM
22	98-9305	1	Filter-Water/Fuel
23	281-13	2	Plug-Pipe
24	353-781	2	Fitting
33	63-7627	1	Hose-Fuel
34	92-2379	3	Clamp-Hose
35	2412-81	2	Clamp

Ref. No.	Part No.	Qty.	Description
36	93-6668	1	Decal-Battery
37	93-7276	1	Decal-Danger
38	94-1445	1	Strap-Battery
39	3256-22	2	Washer-Flat
41	323-12	1	Screw-HH

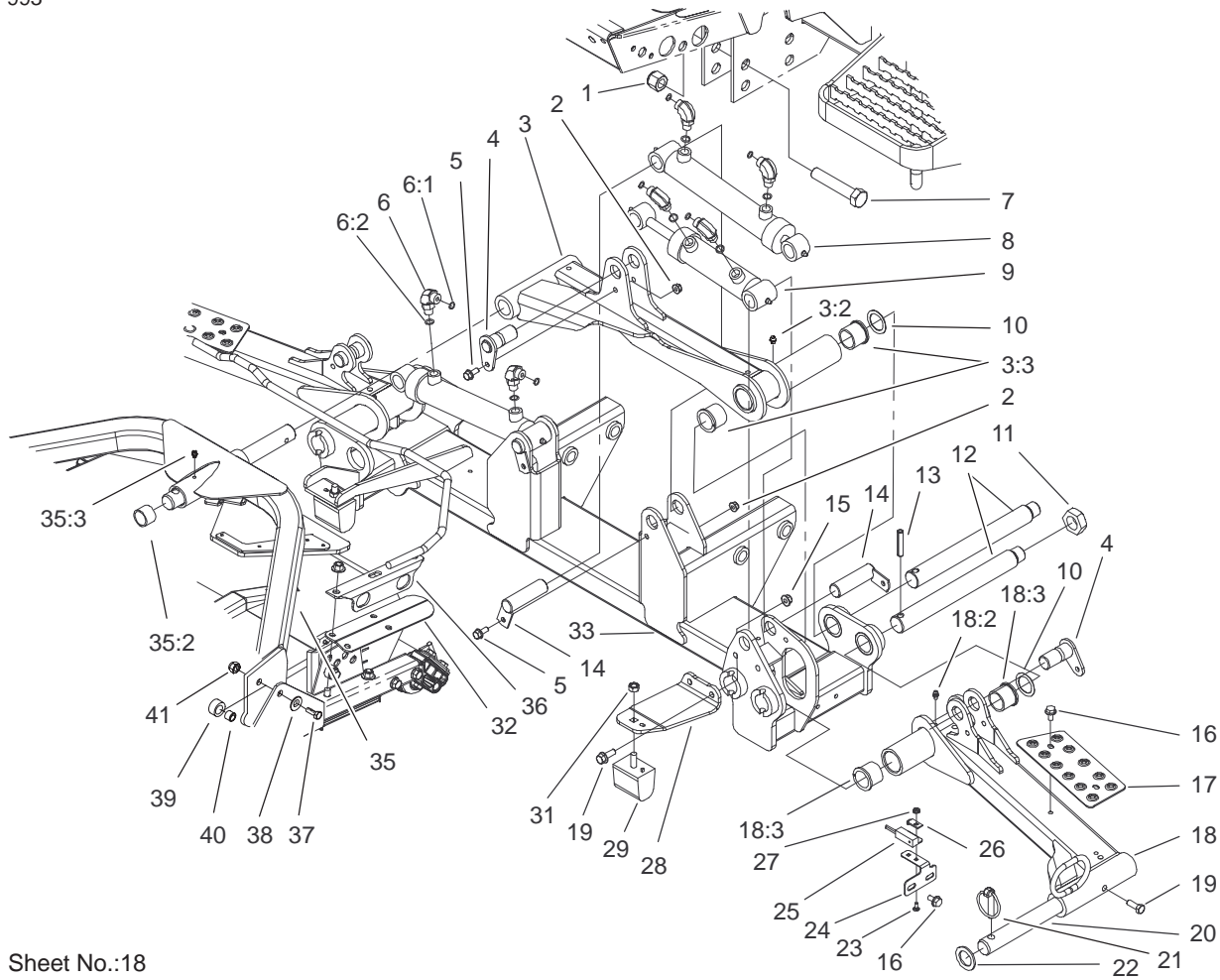


T-3330
Sheet No.:B3

Water and Fuel Filter Assembly No. 98-9305

Ref. No.	Part No.	Qty.	Description
1	98-9772	1	Head-Filter
2	98-9764	1	Element
3	98-9774	1	O-Ring-Base, Filter
4	98-9775	1	Base-Filter
5	98-9773	1	Plug-Base, Filter
6	237-42	1	O-Ring
7	237-78	1	O-Ring
8	98-9776	1	Plug-Head, Filter
9	98-9777	1	Drain Valve ASM
10	285-22	2	Plug-Pipe

Ref. No.	Part No.	Qty.	Description



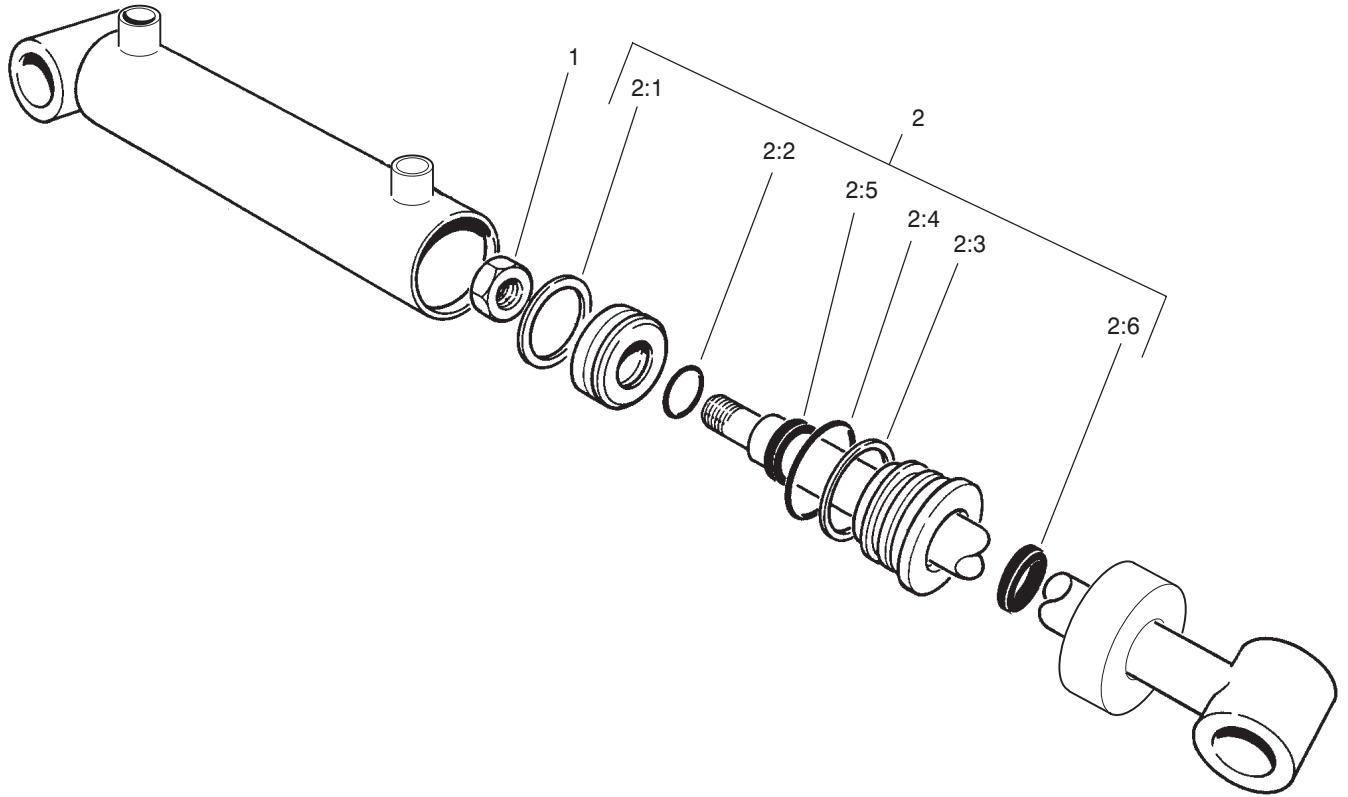
Sheet No.:18

Front Lift Arm Assembly

Ref. No.	Part No.	Qty.	Description
1	3296-51	4	Nut-Lock, NI
2	104-8300	6	Nut-Flange, NI
3	105-9201	1	No. 1 Lift Arm ASM
3:2	302-60	1	Fitting-Grease
3:3	104-0015	2	Bushing-Flange
4	104-5525	3	Cylinder Pin ASM
5	3234-5	6	Screw
6	340-77	6	Fitting-HYD, 90°
6:1	237-22	1	O-Ring
6:2	237-42	1	O-Ring
7	328-7	4	Screw-HH
8	104-5527	2	Cylinder-Lift #4, 5
9	104-5528	1	Cylinder-Lift #1
10	76-2980	3	Washer-Thrust
11	3296-49	3	Nut-Lock, NI
12	95-7158	3	Pin-Pivot
13	32121-110	3	Pin-Roll, Slotted
14	83-6780	3	Pin-Cylinder
15	104-8301	6	Nut-Flange, NI
16	32144-14	8	Screw-HWH
17	105-3987-03	2	Plate-Skid
18	105-9204	1	No. 4 Lift Arm ASM
18	105-9205	1	No. 5 Lift Arm ASM
18:2	302-5	1	Fitting-Grease
18:3	104-0015	2	Bushing-Flange
19	323-6	5	Screw-HH

Ref. No.	Part No.	Qty.	Description
20	95-8979	3	Shaft
21	283-71	3	Pin-Lynch
22	3-6781	3	Washer-Thrust
23	104-1450	2	Bolt-CARR
24	104-5585	2	Bracket-Switch
25	100-1270	2	Switch-Proximity
26	100-4872	2	Plate-Switch, Neutral
27	32149-7	2	Nut-Keps
28	104-5689-03	1	Bracket-Support, Bumper
29	87-3470	2	Bumper-Axle, Rear
31	33025-00	2	Nut-Lock
32	105-9831-01	2	Bracket-Bumper, No. 1
33	104-5680-03	1	Front Carrier Frame ASM
35	104-5656	7	Carrier Frame ASM
35:2	95-8795	2	Bushing
35:3	302-5	1	Fitting-Grease
36	106-2653-01	6	Foot Guard ASM
37	3234-18	14	Screw-HHF
38	93-8806	14	Washer-Hardened
39	105-9823	14	Bushing-Carrier
40	105-9822	14	Spacer
41	32128-43	14	Nut-Flange
*99	3334-945	2	Tie-Cable

* Not illustrated



T-3872

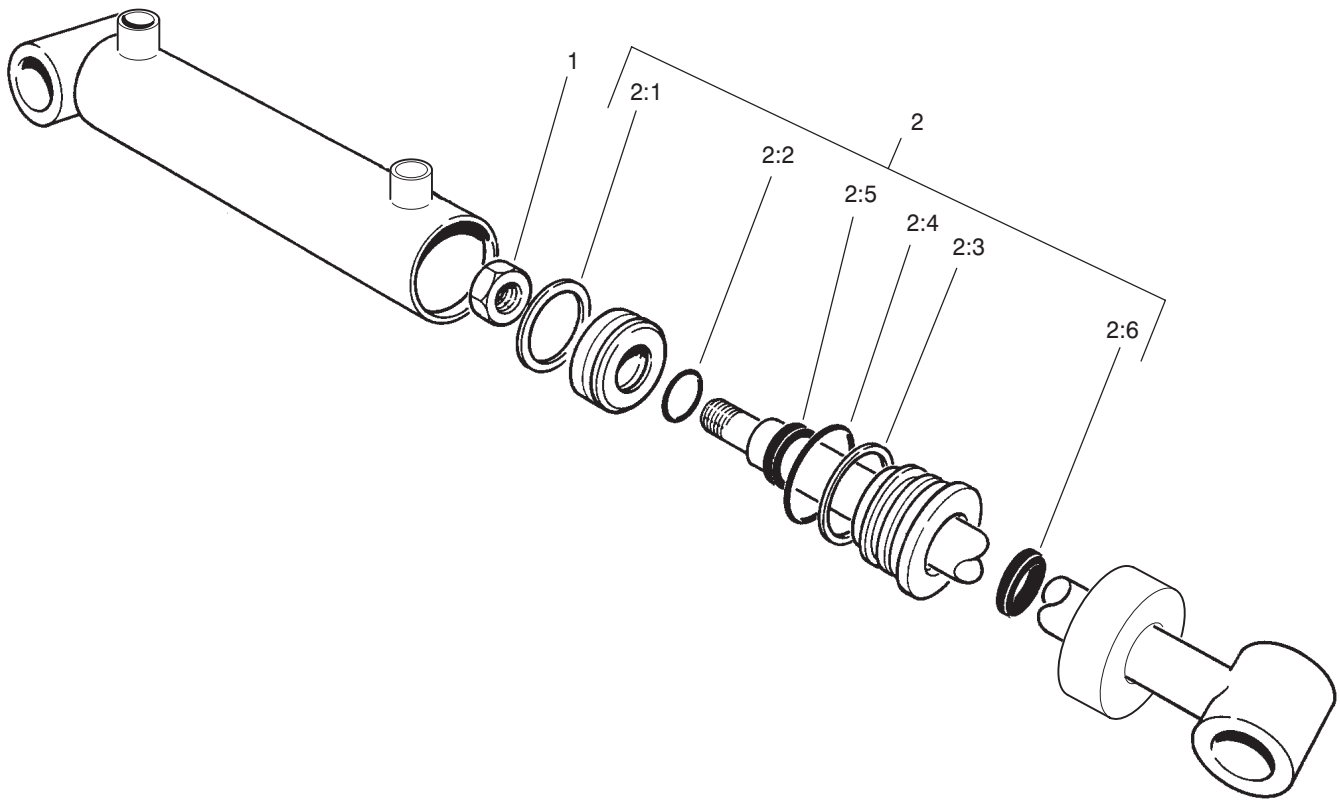
Sheet No.:B4

No. 4 and 5 Lift Cylinder Assembly No. 104-5527

Ref. No.	Part No.	Qty.	Description
1	32152-10	1	Locknut
2	104-5847	1	Kit-Seal
☆2:1		2	O-Ring
☆2:2		1	O-Ring
☆2:3		2	O-Ring, Backup
☆2:4		1	T-Seal
☆2:5		2	Seal-Rod
☆2:6		2	Seal-Dust

Ref. No.	Part No.	Qty.	Description

☆ Not serviced separately



T-3872

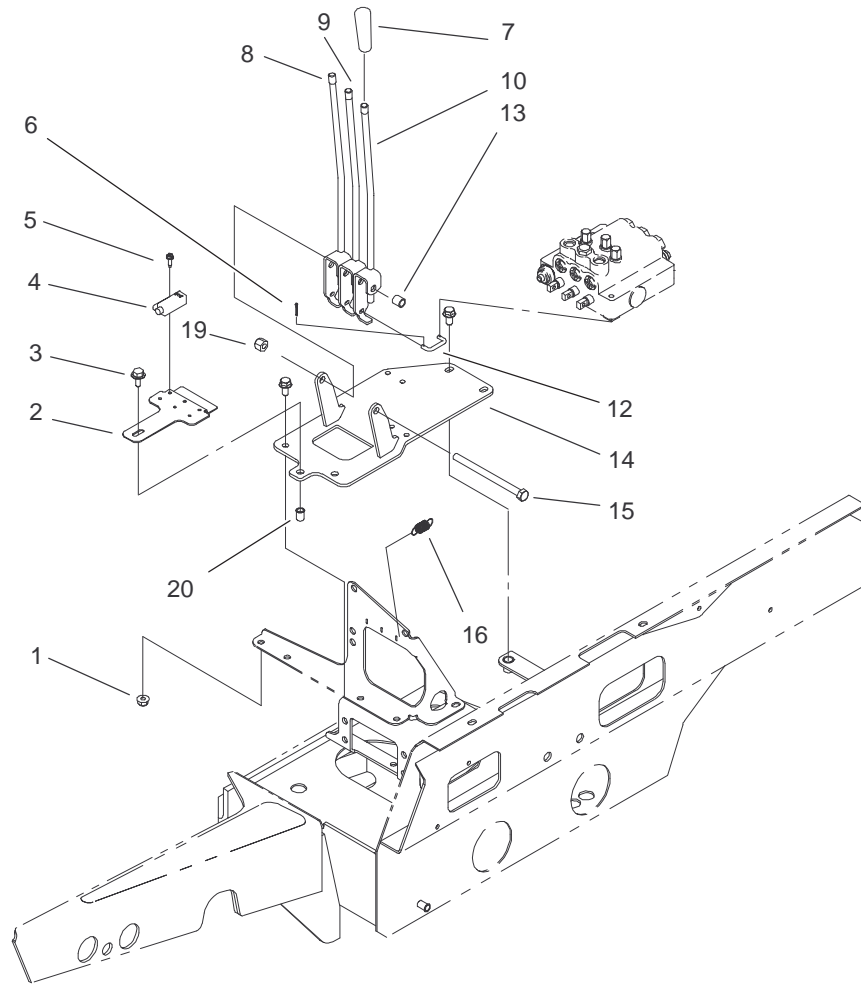
Sheet No.:B5

No. 1 Lift Cylinder Assembly No. 104-5528

Ref. No.	Part No.	Qty.	Description
1	32152-10	1	Locknut
2	104-5847	1	Kit-Seal
☆2:1		2	O-Ring
☆2:2		1	O-Ring
☆2:3		2	O-Ring, Backup
☆2:4		1	T-Seal
☆2:5		2	Seal-Rod
☆2:6		2	Seal-Dust

Ref. No.	Part No.	Qty.	Description

☆ Not serviced separately

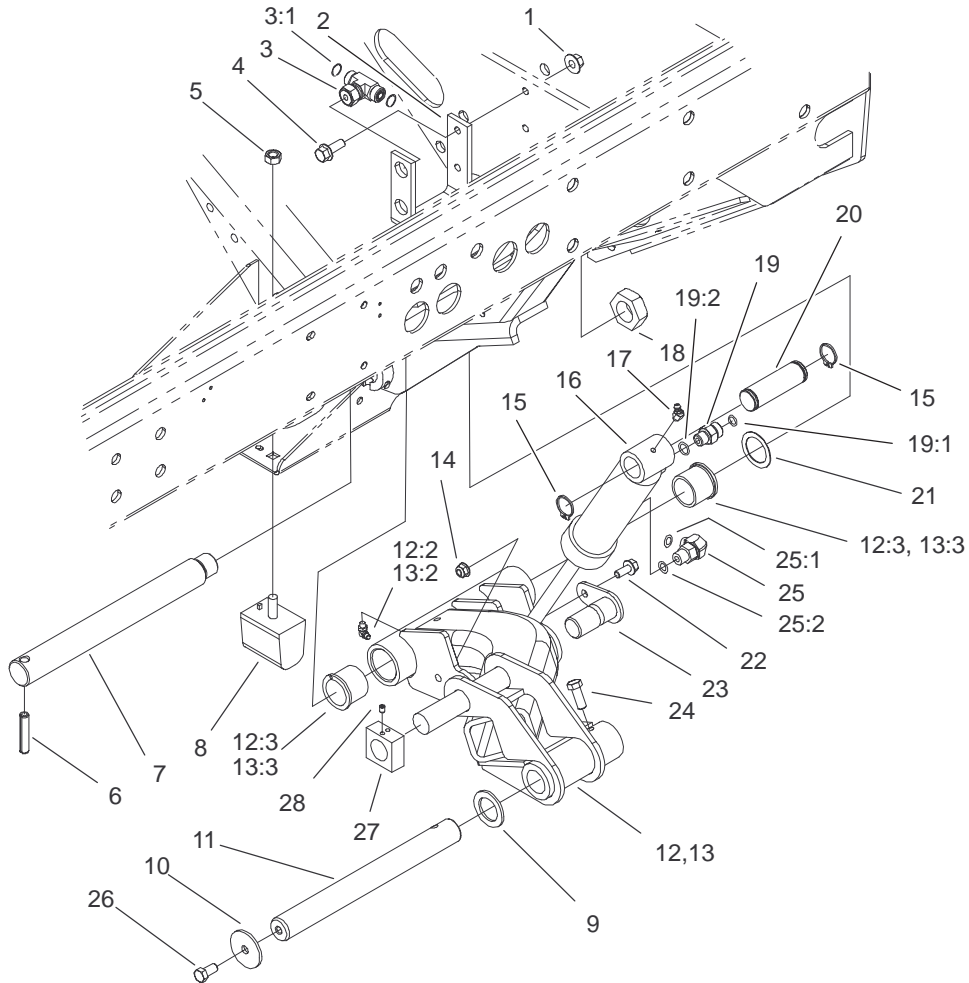


Sheet No.:19

Lift Lever Assembly

Ref. No.	Part No.	Qty.	Description
1	104-8300	4	Nut-Flange, NI
2	104-5530-03	1	Plate-Switch
3	3234-4	1	Screw-HHF
4	105-0023	3	Switch-Proximity
5	32144-19	6	Screw-Forming, Thread
6	3272-1	6	Pin-Cotter
7	233-39	3	Knob-Control
8	104-5617	1	Right Lever ASM
9	104-5616	1	Center Lever ASM
10	104-5618	1	Left Lever ASM
12	69-9140	3	Link-Lever, Valve
13	65-9980	1	Spacer
14	104-5606-03	1	Valve Support ASM
15	323-39	1	Screw-HH
16	105-3938	3	Spring-Extension
19	3296-39	1	Nut-Lock, NI
20	32148-6	1	Insert-Nut

Ref. No.	Part No.	Qty.	Description

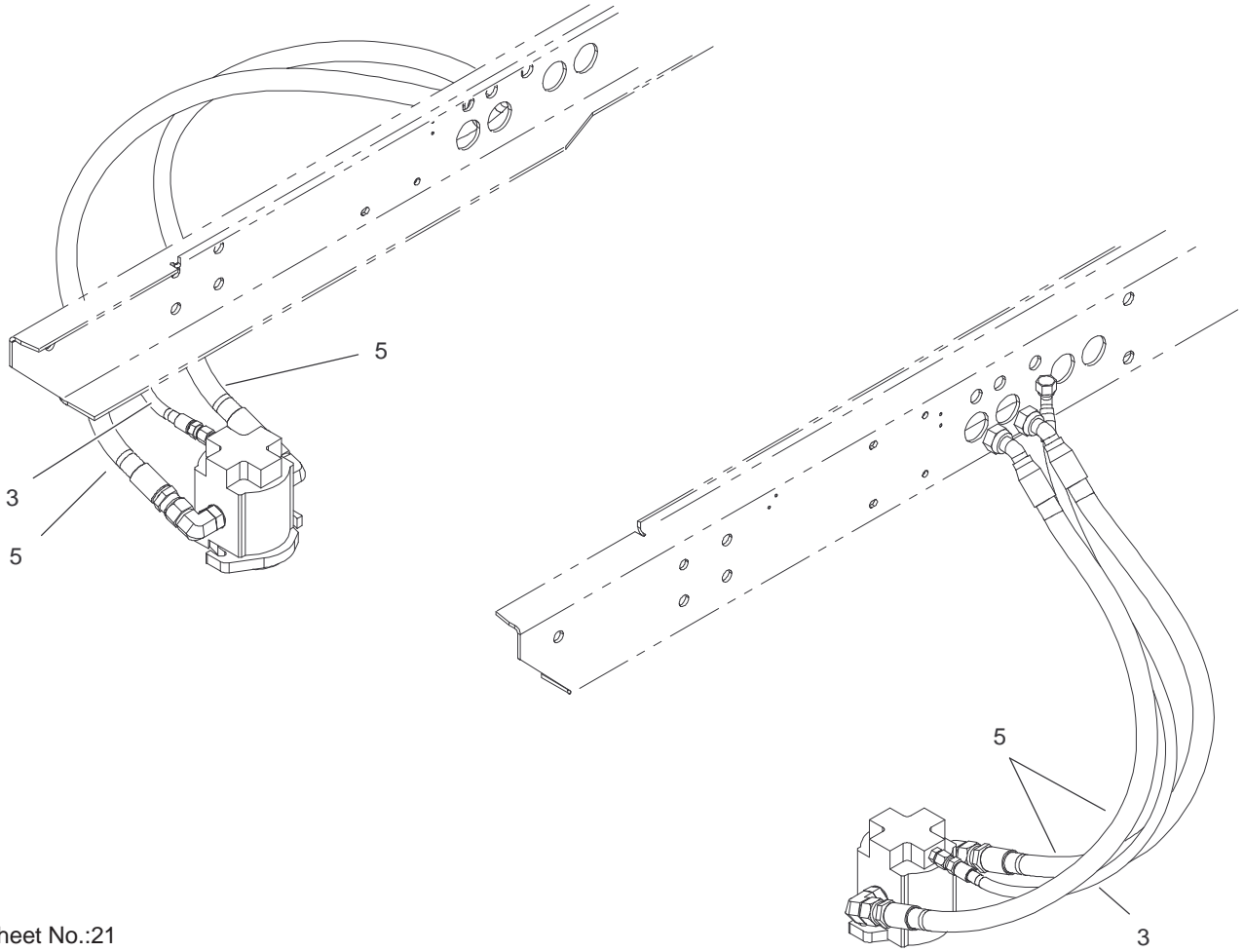


Sheet No.:20

No. 2 and 3 Lift Arm Assembly

Ref. No.	Part No.	Qty.	Description
1	32128-20	2	Nut-HF
2	105-3992-03	1	Bracket-Bulkhead
3	340-166	2	Fitting-Tee, HYD
3:1	237-22	1	O-Ring
4	3234-17	2	Screw-HHF
5	33025-00	2	Nut-Lock
6	32121-110	2	Pin-Roll, Slotted
7	95-7158	2	Pin-Pivot
8	87-3470	2	Bumper-Axle, Rear
9	3-6781	2	Washer-Thrust
10	63-7400	2	Washer-Rebound
11	105-9827	2	Shaft-C/U, Pivot
12	105-9202	1	No. 2 Lift Arm ASM
12:2	302-60	1	Fitting-Grease
12:3	104-0015	2	Bushing-Flange
13	105-9203	1	No. 3 Lift Arm ASM
13:2	302-60	1	Fitting-Grease
13:3	104-0015	2	Bushing-Flange
14	104-8300	2	Nut-Flange, NI
15	32151-36	4	Ring-Retaining
16	104-5526	2	Cylinder-Lift #2, 3
17	302-11	2	Fitting-Lube, 45°
18	3296-49	2	Nut-Lock, NI
19	340-2	2	Fitting-Straight, HYD
19:1	237-22	1	O-Ring
19:2	237-42	1	O-Ring

Ref. No.	Part No.	Qty.	Description
20	92-7548	2	Pin-Cylinder
21	76-2980	2	Washer-Thrust
22	3234-17	2	Screw-HHF
23	104-5525	2	Cylinder Pin ASM
24	323-6	2	Screw-HH
25	340-77	2	Fitting-HYD, 90°
25:1	237-22	1	O-Ring
25:2	237-42	1	O-Ring
26	323-4	2	Screw-HH
27	105-9839	2	Stop-Rotation, No. 2, 3
28	3245-7	4	Screw

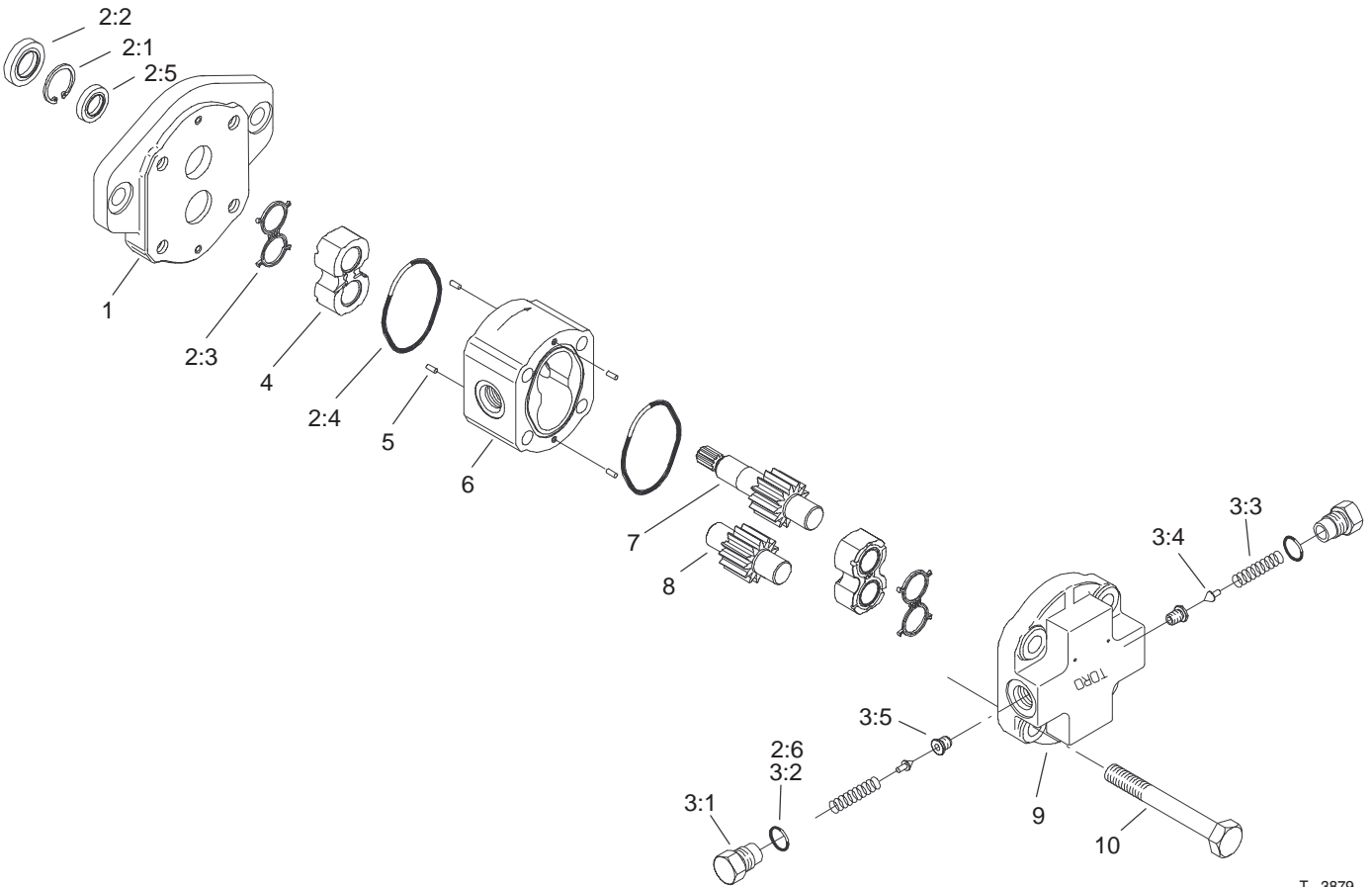


Sheet No.:21

Hose Installation Assembly

Ref. No.	Part No.	Qty.	Description
3	104-5502	2	Hose ASM
5	104-5505	4	Hose ASM

Ref. No.	Part No.	Qty.	Description
----------	----------	------	-------------



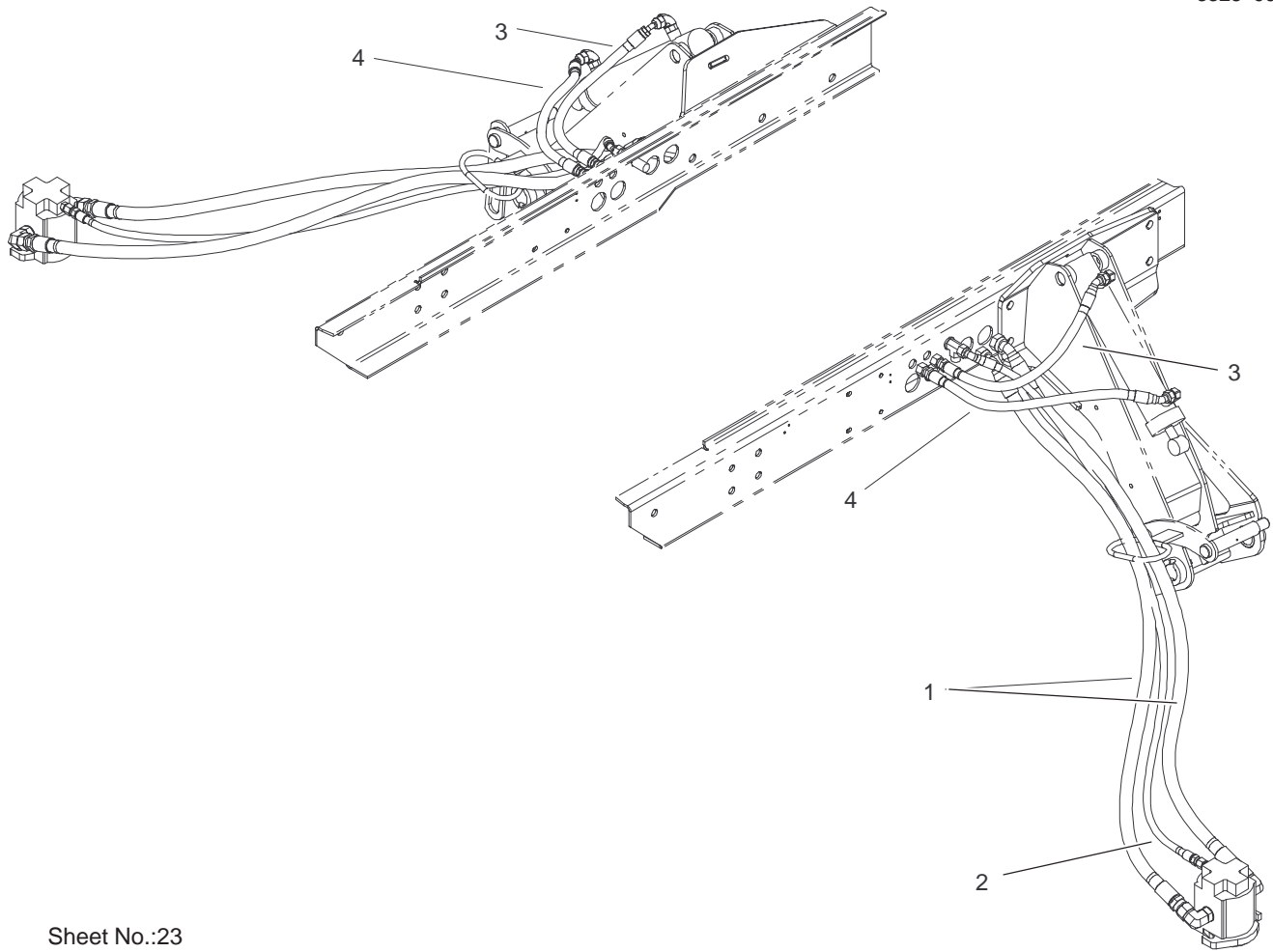
T-3879
Sheet No.:B9

Hydraulic Motor Assembly No. 105-9820

Ref. No.	Part No.	Qty.	Description
☆1	105-9191	1	Flange
2		1	Seal Kit
☆2:1		1	Ring-Retaining
☆2:2		1	Seal-Shaft
☆2:3		2	Seal
☆2:4		2	O-Ring
☆2:5	105-9192	1	Seal-Shaft
☆2:6		2	O-Ring
3		2	Relief Valve Kit
☆3:1		1	Cap-Valve, Relief
☆3:2	1	O-Ring	
☆3:3	1	Spring	
☆3:4	1	Poppet	
☆3:5	1	Seat-Valve, Relief	
☆4	2	Block-Bushing	
☆5	4	Pin-Dowel	
☆6	1	Housing	
☆7	1	Gear-Drive	
☆8	1	Gear-Idler	
☆9	1	Block-Valve	
☆10	4	Bolt	

Ref. No.	Part No.	Qty.	Description

☆ Not serviced separately

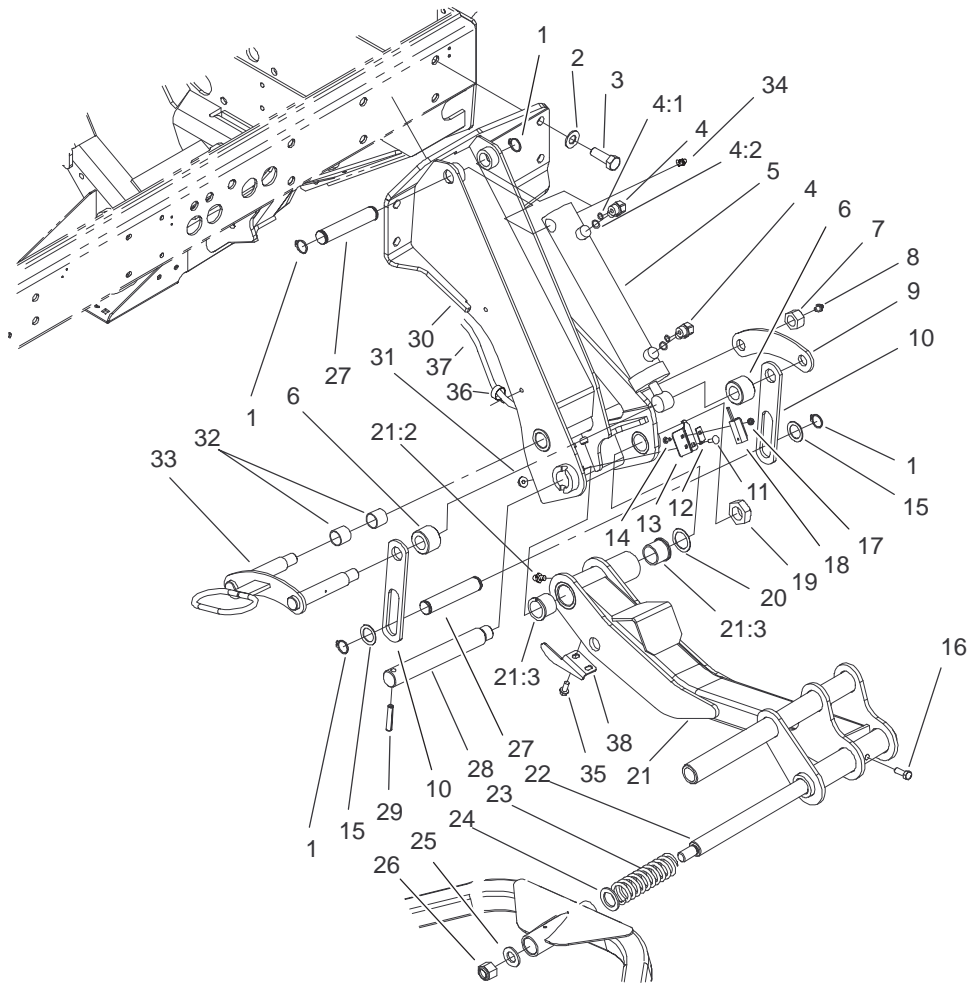


Sheet No.:23

No. 6 and 7 Hose Instalation Assembly

Ref. No.	Part No.	Qty.	Description
1	104-5498	4	Hose ASM
2	104-5499	2	Hose ASM
3	105-3918	2	Hose ASM
4	105-3919	2	Hose ASM

Ref. No.	Part No.	Qty.	Description



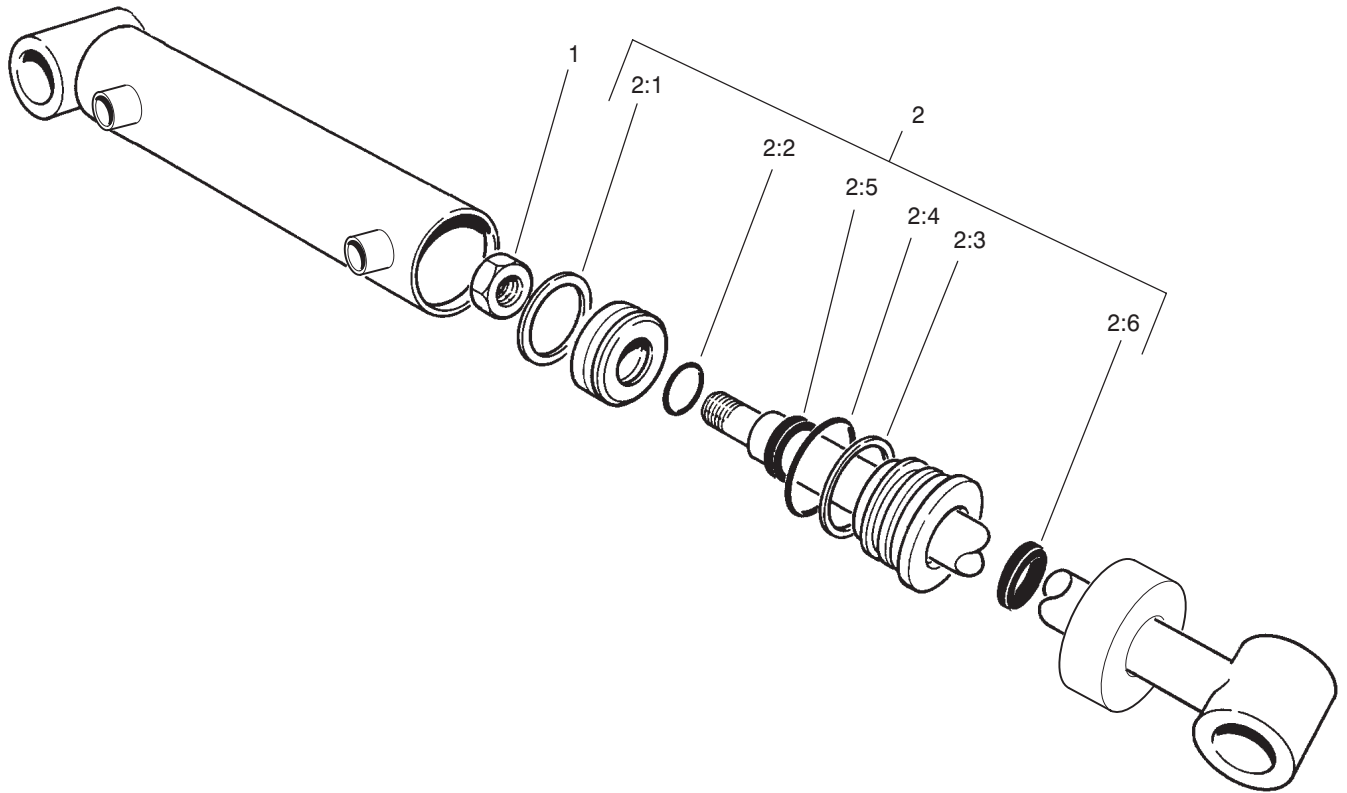
Sheet No.:24

No. 6 and 7 Lift Arm Assembly

Ref. No.	Part No.	Qty.	Description
1	32151-36	8	Ring-Retaining
2	99-7667	12	Washer-Flat
3	327-5	12	Screw-HH
4	340-77	4	Fitting-HYD, 90°
4:1	237-22	1	O-Ring
4:2	237-42	1	O-Ring
5	104-5592	2	Cylinder-Lift #6, 7
6	93-2700	4	Roller-Plastic
7	33029-00	4	Nut-Lock NI
8	302-2	4	Fitting-Grease
9	98-8821	2	Link-Rear
10	93-2704	4	Link-Left
11	3229-28	2	Screw-CARR
12	100-4872	2	Plate-Switch, Neutral
13	105-3858	2	Bracket-Switch
14	104-1450	2	Bolt-CARR
15	10-8110	8	Washer-Thrust
16	323-6	2	Screw-HH
17	32149-7	4	Nut-Keps
18	100-1270	2	Switch-Proximity
19	3296-49	2	Nut-Lock, NI
20	76-2980	2	Washer-Thrust
21	105-9206	1	No. 6 Lift Arm ASM
21	105-9207	1	No. 7 Lift Arm ASM
21:2	302-5	1	Fitting-Grease
21:3	104-0015	2	Bushing-Flange

Ref. No.	Part No.	Qty.	Description
22	105-3983	2	Pin-Carrier, Pivot
23	105-3999	2	Spring-Compression
24	3-6781	2	Washer-Thrust
25	3256-28	2	Washer-Flat
26	3296-50	2	Nut-Lock NI
27	93-2699	4	Pin
28	98-8826	2	Pin-Pivot
29	32121-110	2	Pin-Roll, Slotted
30	104-5657-03	1	No. 6 Support Arm ASM
30	104-5658-03	1	No. 7 Support Arm ASM
31	32128-33	2	Nut-HF
32	67-1750	4	Bushing
33	104-5669	2	Link ASM
34	302-5	2	Fitting-Grease
35	32144-11	10	Screw-TAP
36	2412-93	6	Clamp-R
37	105-9188	1	Harness-Wire
38	105-9828	1	Actuator-Switch
*99	3334-945	2	Tie-Cable
*99	3290-378	2	Tie-Cable

* Not illustrated



T-3873

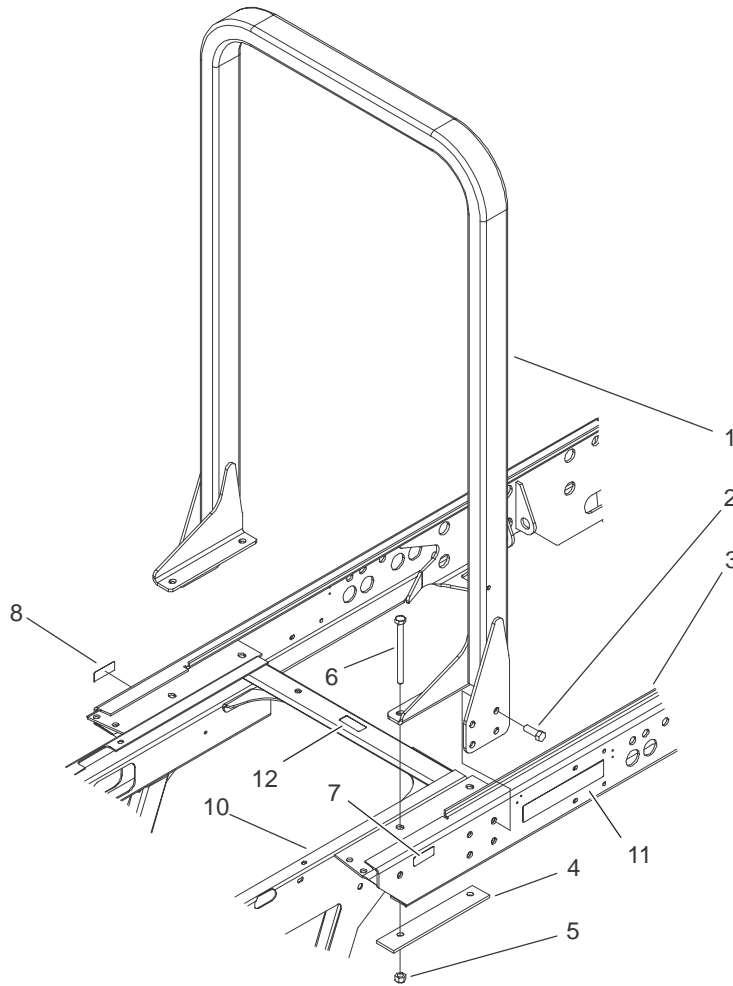
Sheet No.:C1

Hydraulic Cylinder Assembly No. 104-5592

Ref. No.	Part No.	Qty.	Description
1	32152-10	1	Locknut
2	105-9244	1	Kit-Seal
☆2:1		1	T-Seal
☆2:2		1	O-Ring
☆2:3		1	O-Ring
☆2:4		1	Backup
☆2:5		1	Rod Seal
☆2:6		1	Dust Seal

Ref. No.	Part No.	Qty.	Description

☆ Not serviced separately

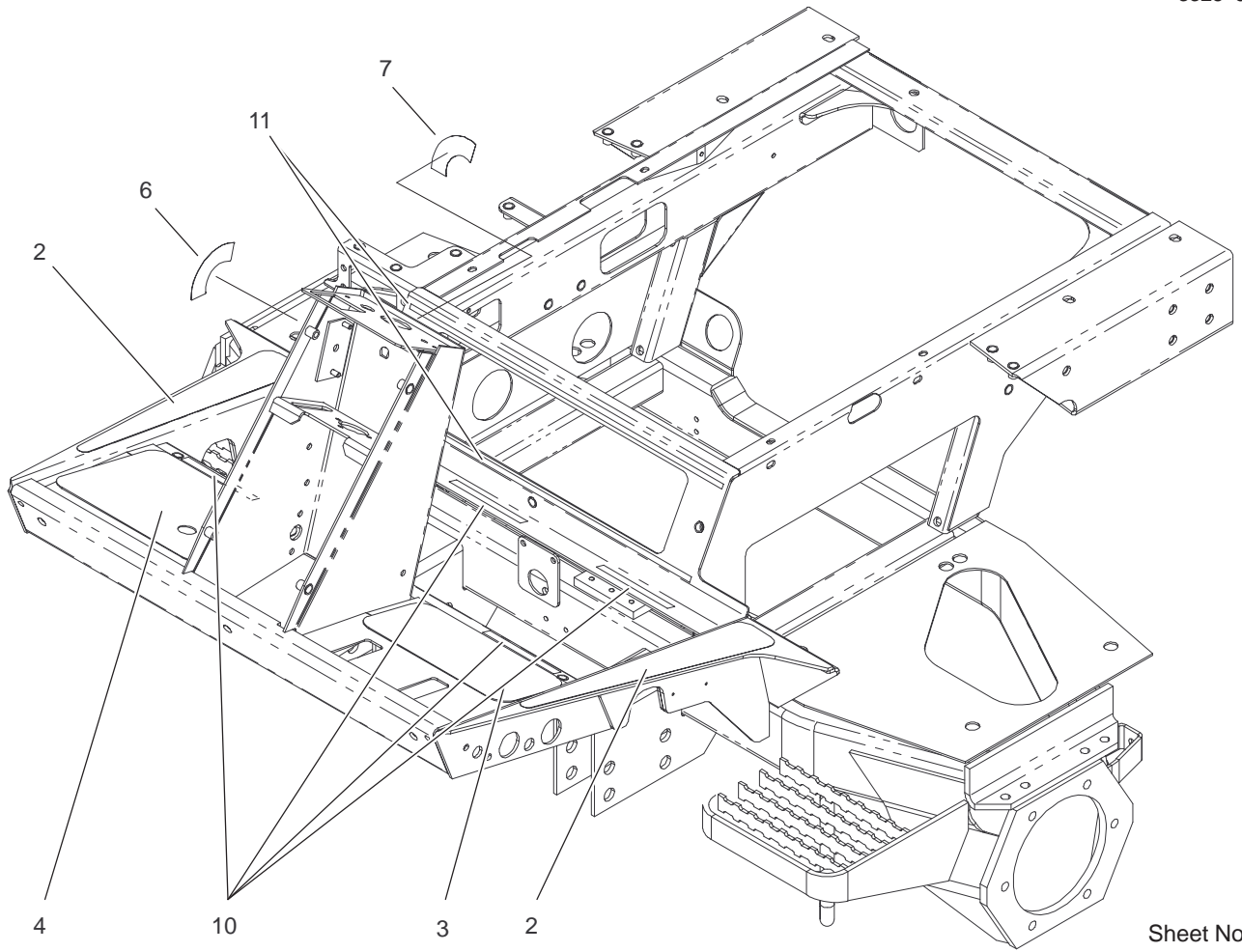


Sheet No.:25

Roll-Over-Protection System and Frame Assembly

Ref. No.	Part No.	Qty.	Description
1	104-5579-03	1	Rops
2	3234-38	10	Screw-HHF
3	104-5410-03	1	Frame-Rear
4	104-5584-03	2	Plate-Reinforcement, Rops
5	32128-49	4	Nut-HHF
6	325-20	4	Screw-HH
7	93-6680	1	Decal-Diesel
8	93-6686	1	Decal-Oil, HYD
10	104-5469	1	Front Frame ASM
11	72-3560	2	Decal-4wd
12	100-6574	1	Decal-Warning

Ref. No.	Part No.	Qty.	Description

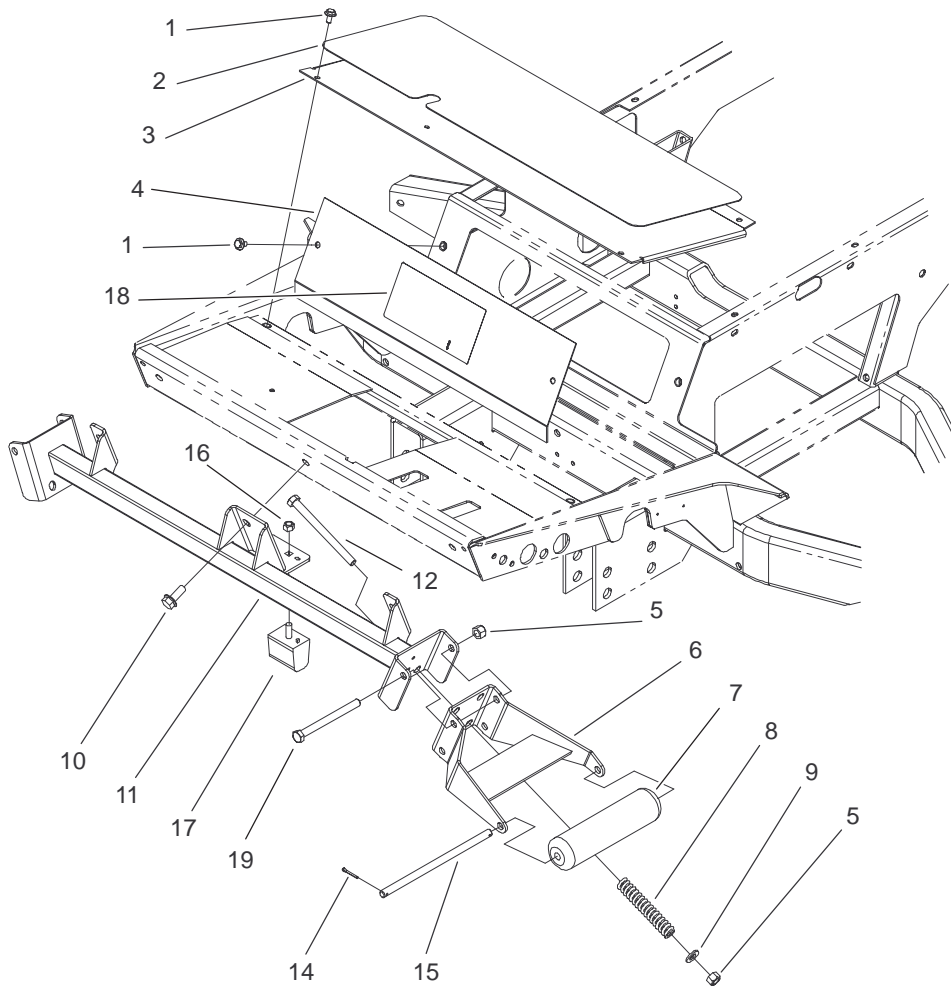


Sheet No.:C2

Front Frame Assembly No. 104-5469

Ref. No.	Part No.	Qty.	Description
2	93-7592	2	Tread-Rest, Foot
3	75-0620	1	Tread-Foot, LH
4	104-5223	1	Tread-Foot, RH
6	93-6699	1	Decal-Fast/Slow
7	105-7506	1	Decal-Key Switch
10	105-9859	6	Seal-Foam
11	105-9860	2	Seal-Foam

Ref. No.	Part No.	Qty.	Description

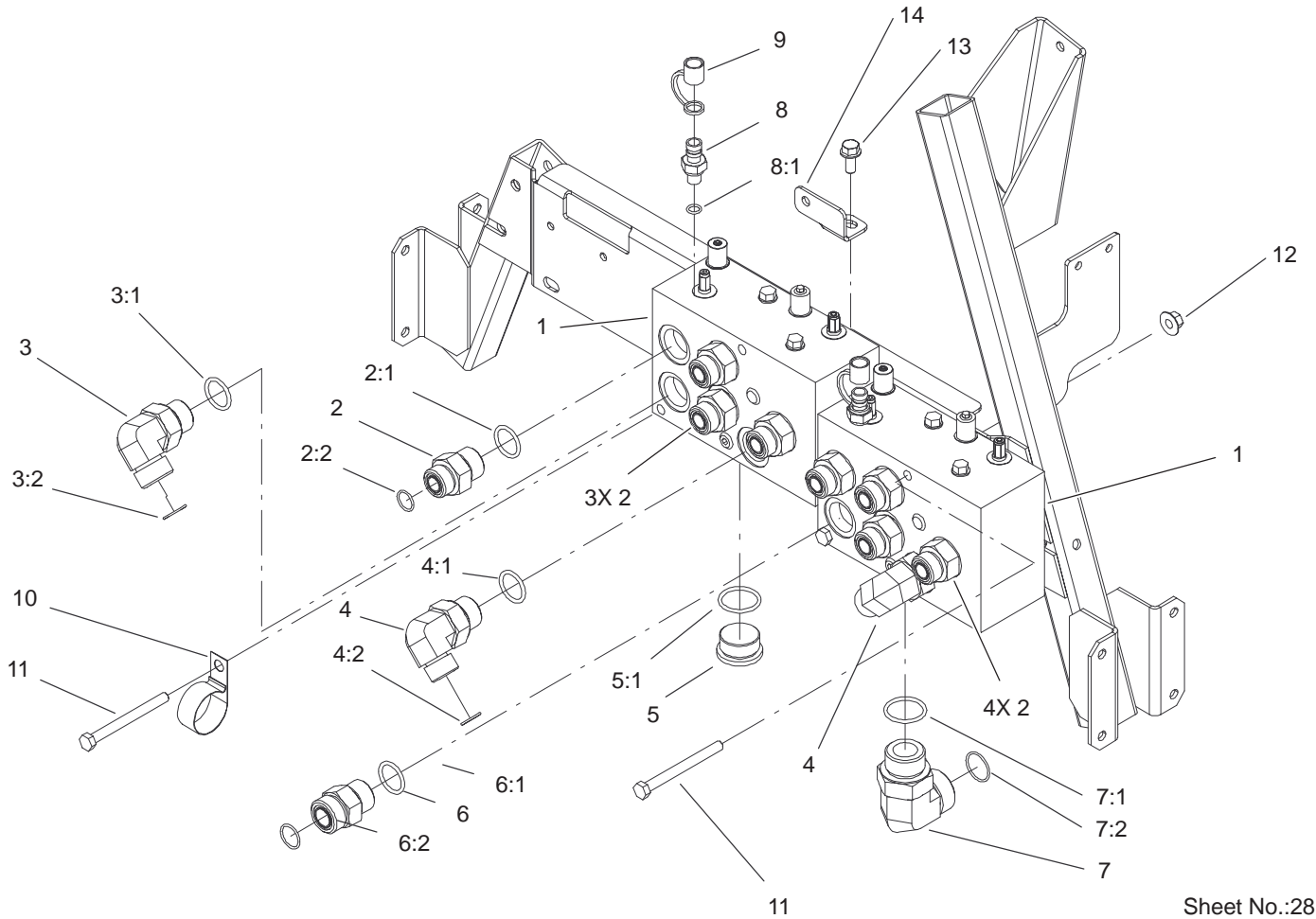


Sheet No.:26

Roller Support and Access Panel Assembly

Ref. No.	Part No.	Qty.	Description
1	3234-7	7	Screw-HHF
2	75-0630	1	Tread-Foot, Center
3	75-1410-01	1	Plate-Access, Floor
4	105-9243-01	1	Plate-Access
5	3296-23	4	Nut-Lock, NI
6	105-3996-01	2	Roller Support ASM
7	105-9816	2	Roller-Plastic
8	105-3970	2	Spring-Compression
9	3256-26	2	Washer-Flat
10	3234-38	3	Screw-HHF
11	104-5539-01	1	Roller Support ASM
12	325-22	2	Screw-HH
14	3272-11	4	Pin-Cotter
15	104-5545	2	Shaft-Roller
16	33025-00	1	Nut-Lock
17	87-3470	1	Bumper-Axle, Rear
18	105-3889	1	Decal-Danger
18	105-9222	1	Decal-Warning, Ce
19	325-20	2	Screw-HH

Ref. No.	Part No.	Qty.	Description

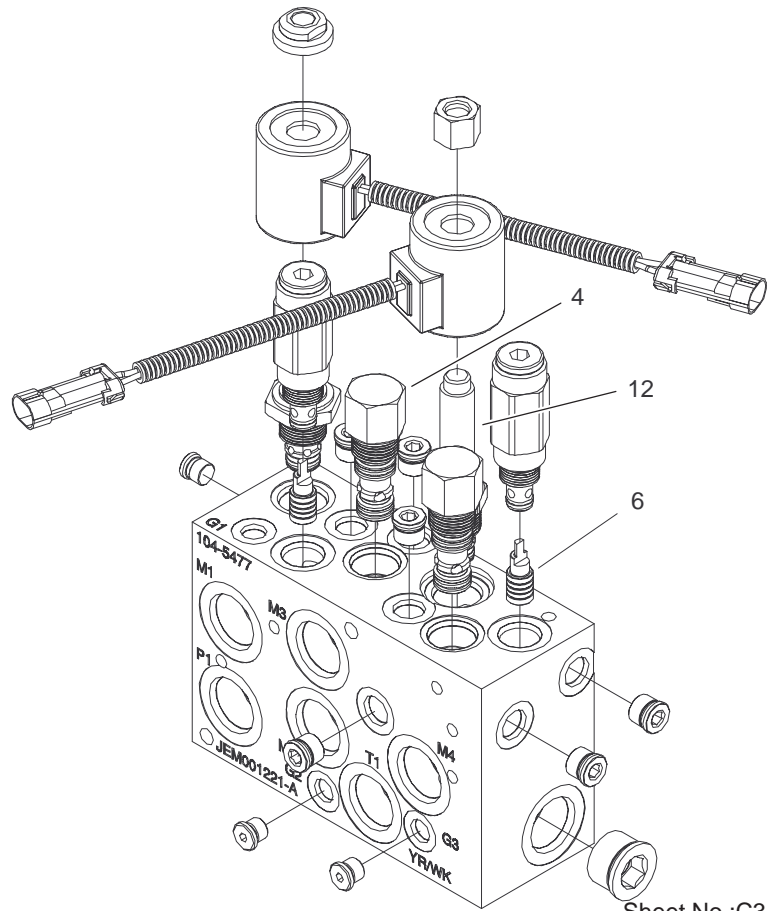
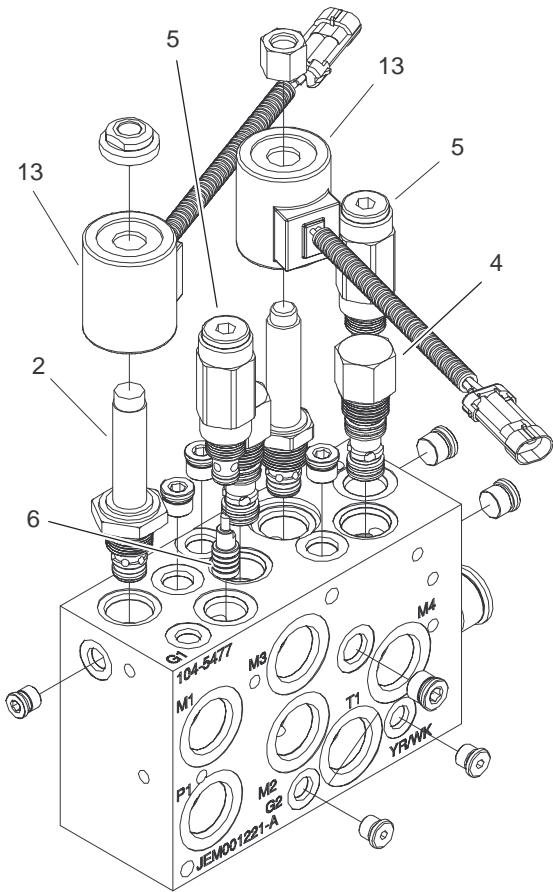


Sheet No.:28

Cutting Manifold Assembly

Ref. No.	Part No.	Qty.	Description
1	104-5477	2	Manifold ASM
2	340-8	8	Adapter
2:1	237-65	1	O-Ring
2:2	237-81	1	O-Ring
3	340-142	1	Fitting-HYD, 90°
3:1	237-58	1	O-Ring
3:2	237-81	1	O-Ring
4	340-139	2	Fitting-HYD, 90°
4:1	237-81	1	O-Ring
4:2	237-65	1	O-Ring
5	105-3921	1	Fitting-Plug
5:1	237-146	1	O-Ring
6	340-9	1	Fitting-Straight
6:1	237-58	1	O-Ring
6:2	237-81	1	O-Ring
7	340-129	1	Fitting-HYD, 90°
7:1	237-146	1	O-Ring
7:2	340-65	1	O-Ring
8	354-77	2	Fitting-Quick
8:1	237-78	1	O-Ring
9	354-79	2	Cap-Dust, Yellow
10	2412-150	1	J-Clip
11	322-22	4	Screw-HH
12	32128-44	5	Nut
13	3234-5	1	Screw
14	104-5487	1	Bracket-L

Ref. No.	Part No.	Qty.	Description



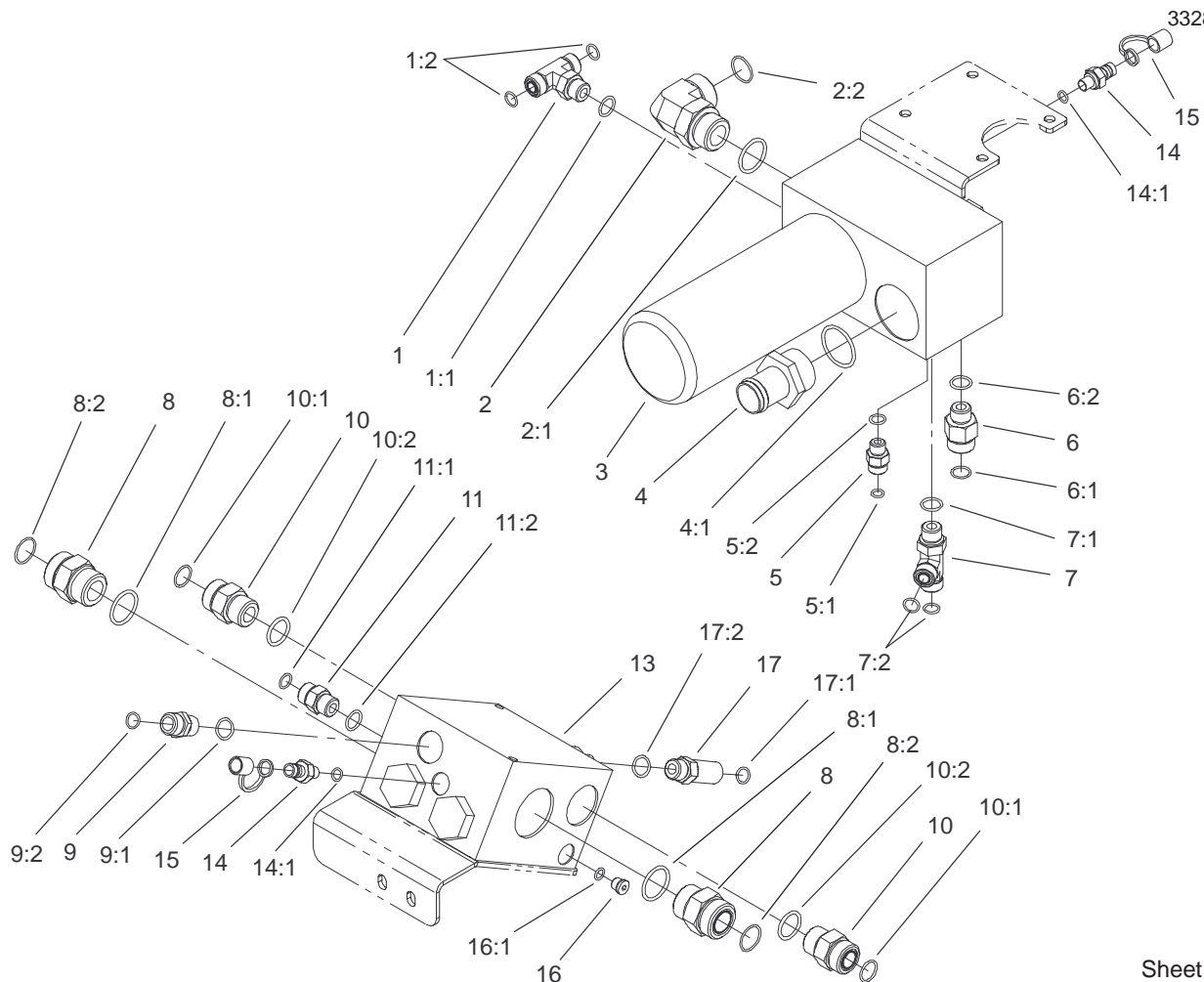
Sheet No.:C3

Manifold Assembly No. 104-5477

Ref. No.	Part No.	Qty.	Description
2	105-9150	1	Relief-Propotional
*2:1	105-9151	1	Kit-Seal
4	105-9153	2	Element-Logic, Vented
*4:1	105-9154	1	Kit-Seal
5	105-9155	2	Valve-Relief
*5:1	105-9156	1	Kit-Seal
6	105-9157	2	Piston-Pilot
12	105-9158	1	N.o. Solenoid Valve
*12:1	105-9159	1	Kit-Seal
13	105-9152	2	Coil Assembly

Ref. No.	Part No.	Qty.	Description

* Not illustrated

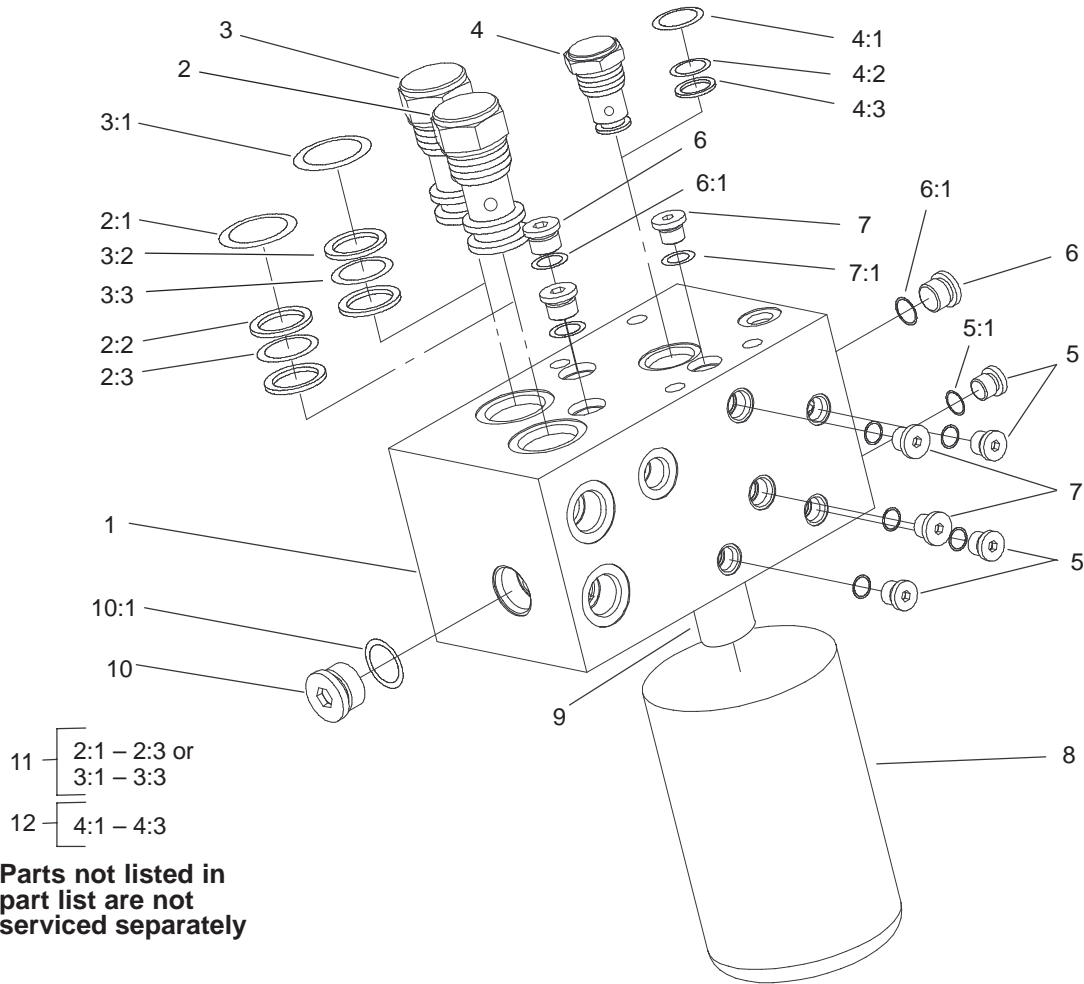


Sheet No.:29

4 Wheel Drive Manifold and Filter Assembly

Ref. No.	Part No.	Qty.	Description
1	340-157	1	Fitting-HYD
1:1	237-79	1	O-Ring
1:2	237-30	2	O-Ring
2	340-129	1	Fitting-HYD, 90°
2:1	237-146	1	O-Ring
2:2	340-65	1	O-Ring
3	100-5558	1	Manifold-Filter
4	104-5480	1	Fitting-Hose, Straight Barb
4:1	237-123	1	O-Ring
5	340-2	1	Fitting-Straight, HYD
5:1	237-22	1	O-Ring
5:2	237-42	1	O-Ring
6	340-155	1	Fitting-HYD
6:1	237-79	1	O-Ring
6:2	237-151	1	O-Ring
7	340-98	1	Fitting-HYD, 90°
7:1	237-79	1	O-Ring
7:2	237-30	1	O-Ring
8	104-3797	2	Fitting-HYD, Straight
8:1	237-146	1	O-Ring
8:2	340-65	1	O-Ring
9	100-4890	1	Fitting-Check
9:1	237-79	1	O-Ring
9:2	237-30	1	O-Ring
10	340-9	2	Fitting-Straight

Ref. No.	Part No.	Qty.	Description
10:1	237-58	1	O-Ring
10:2	237-81	1	O-Ring
11	340-4	1	Adapter
11:1	237-30	1	O-Ring
11:2	237-79	1	O-Ring
13	105-9875	1	4wd Manifold ASM
14	354-77	2	Fitting-Quick
14:1	237-78	1	O-Ring
15	354-79	2	Cap-Dust, Yellow
16	353-990	1	Plug
16:1	237-78	1	O-Ring
17	94-2628	1	Adapter-HYD
17:1	237-79	1	O-Ring
17:2	237-30	1	O-Ring



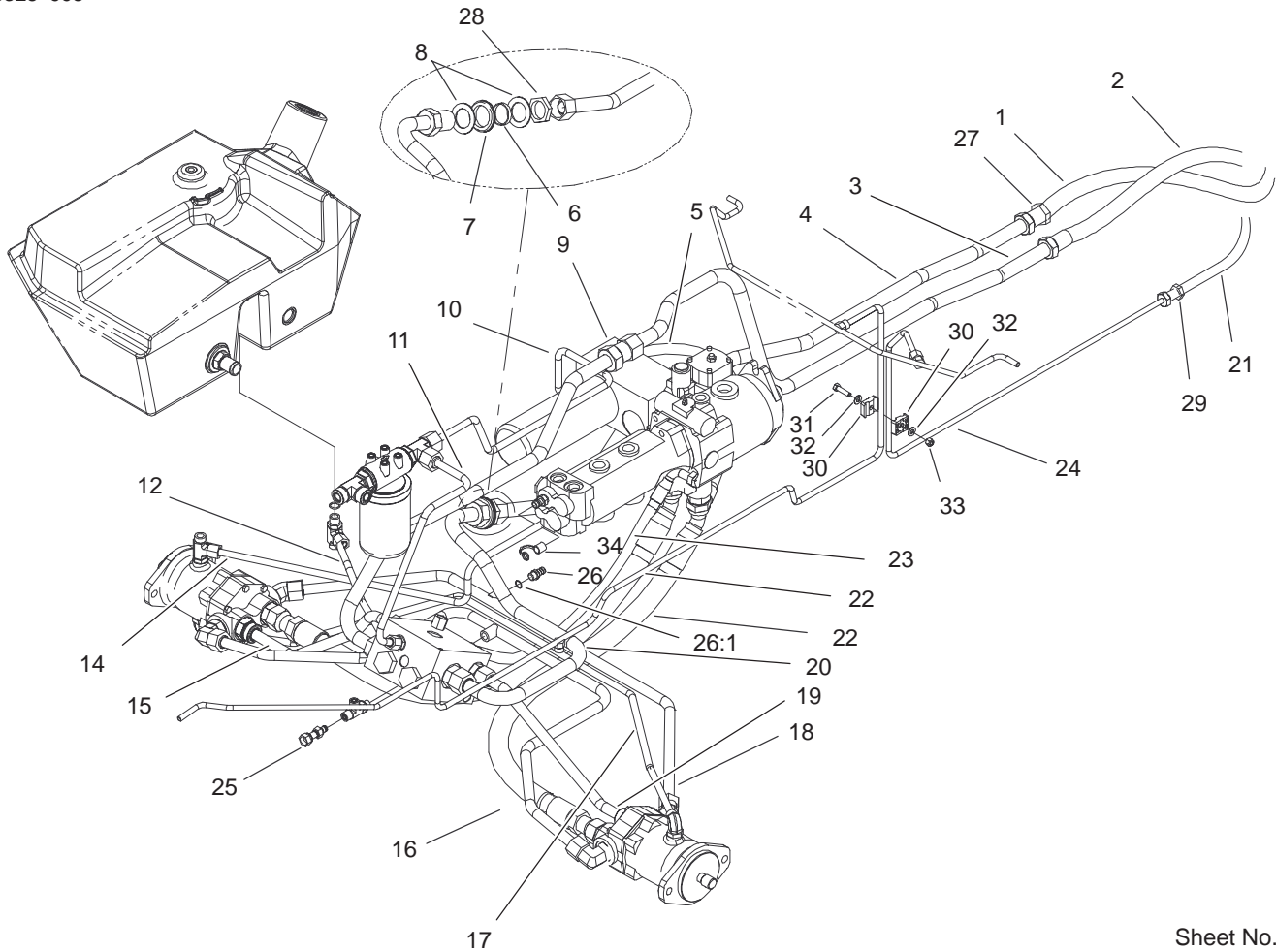
Sheet No.:C4

Filter Manifold Assembly No. 100-5558

Ref. No.	Part No.	Qty.	Description
☆1		1	Manifold
2	104-4292	1	Valve-Check
3	104-4293	1	Valve-Check
4	104-4294	1	Valve-Check
5	353-990	4	Plug
5:1	237-78	1	O-Ring
6	353-989	3	Plug-Hex, Hollow
6:1	237-42	1	O-Ring
7	354-137	1	Plug
7:1	237-86	1	O-Ring
8	94-2621	1	Element-Filter
☆9		1	Nipple-Filter
10	354-70	1	Plug-Hex, Hollow
10:1	237-80	1	O-Ring
11	99-5504	2	Seal Kit
12	99-5503	1	Seal Kit

Ref. No.	Part No.	Qty.	Description

☆ Not serviced separately



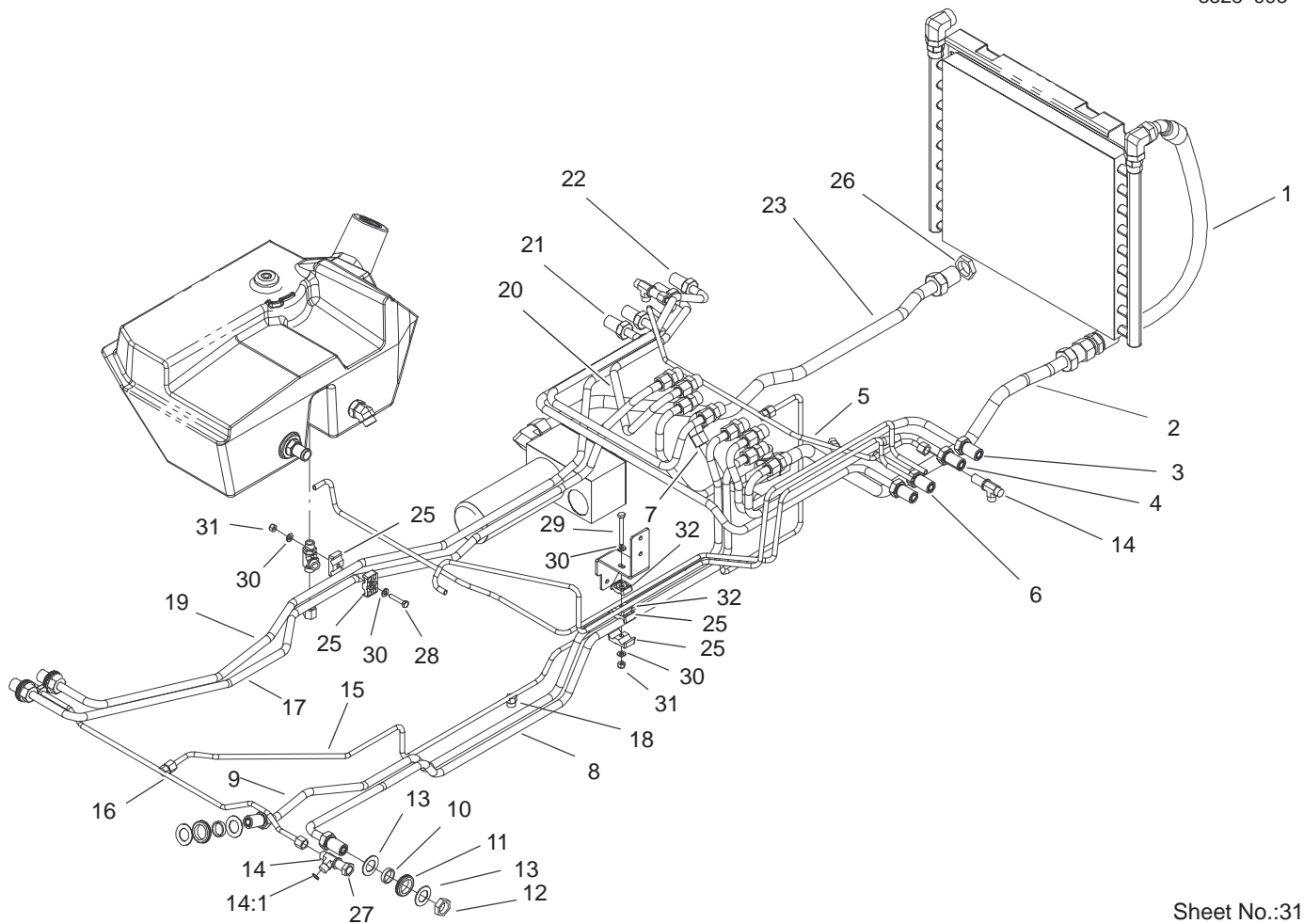
Sheet No.:30

Hydraulic Traction Line Assembly

Ref. No.	Part No.	Qty.	Description
1	92-7536	1	Hose ASM
2	105-9818	1	Hose ASM
3	104-5476	1	Tube ASM
*3:1	340-65	1	O-Ring
4	104-5478	1	Tube ASM
*4:1	340-65	1	O-Ring
5	105-3864	1	Hose ASM
6	69-8950	2	Spacer
7	240-2	2	Grommet-Rubber
8	69-8920	4	Washer
9	104-5472	1	Tube ASM
*9:1	340-65	1	O-Ring
10	105-3861	1	Tube ASM
11	105-3915	1	Tube ASM
12	104-5489	1	Tube ASM
14	105-3866	1	Tube ASM
15	104-5470	1	Tube ASM
16	105-3984	1	Tube ASM
17	105-3865	1	Tube ASM
18	104-5462	1	Tube ASM
19	104-5468	1	Tube ASM
20	104-5473	1	Tube ASM
*20:1	340-65	1	O-Ring
21	92-7534	1	Hose ASM
22	104-5464	2	Hose ASM
23	105-3985	1	Hose ASM

Ref. No.	Part No.	Qty.	Description
24	105-9863	1	Tube-HYD
*24:1	237-22	1	O-Ring
25	86-5480	1	Nipple-Test
26	59-7410	1	Tip-Nipple, Diagonal
26:1	237-42	1	O-Ring
27	340-126	2	Nut-Bulkhead
28	340-128	2	Nut-Bulkhead
29	340-70	1	Nut-Lock
30	56-7973	2	Clamp-Tube
31	322-6	1	Screw-HH
32	3256-23	2	Washer-Flat
33	3296-29	1	Nut-Lock, NI
34	354-79	2	Cap-Dust, Yellow

* Not illustrated



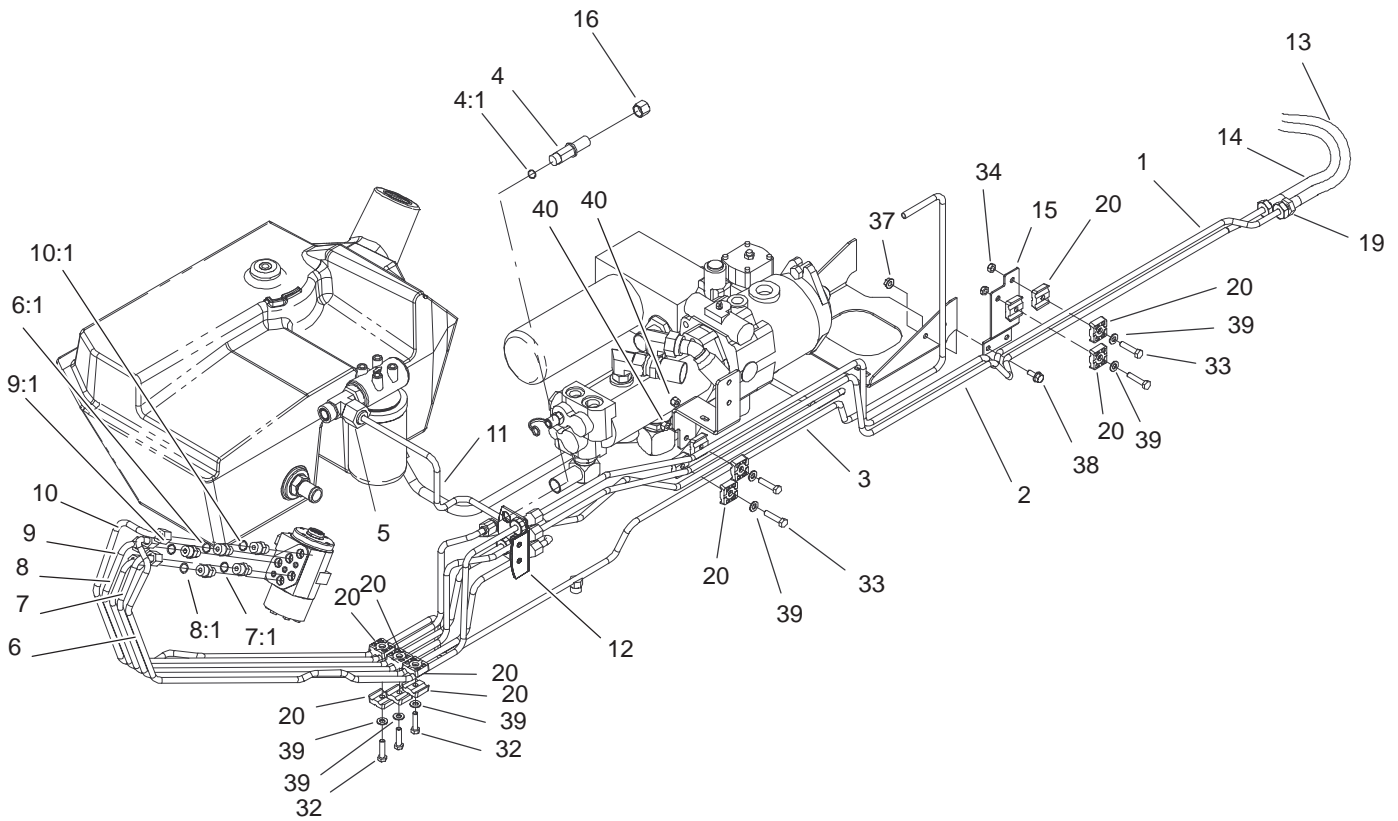
Sheet No.:31

Hydraulic Mow Line Assembly

Ref. No.	Part No.	Qty.	Description
1	104-5483	2	Hose ASM
2	104-5488	1	Tube ASM
*2:1	340-65	1	O-Ring
3	105-3892	1	Tube ASM
*3:1	237-65	1	O-Ring
4	105-3891	1	Tube ASM
*4:1	237-65	1	O-Ring
5	105-9862	1	Tube ASM
*5:1	237-22	2	O-Ring
6	105-3895	1	Tube ASM
*6:1	237-65	1	O-Ring
7	105-3885	1	Tube ASM
8	105-3893	1	Tube ASM
*8:1	237-65	1	O-Ring
9	105-3894	1	Tube ASM
*9:1	237-65	1	O-Ring
10	69-9000	13	Spacer
11	240-3	13	Grommet-Rubber
12	340-74	13	Locknut-Bulkhead
13	69-9010	26	Washer
14	340-68	3	Fitting-Tee, Bulkhead
14:1	237-22	3	O-Ring
15	105-3914	1	Tube ASM
*15:1	237-22	1	O-Ring
16	105-3913	1	Tube ASM
*16:1	237-22	2	O-Ring

Ref. No.	Part No.	Qty.	Description
17	105-3902	1	Tube ASM
*17:1	237-65	1	O-Ring
18	105-3911	1	Tube ASM
19	105-3901	1	Tube ASM
*19:1	237-65	2	O-Ring
20	105-3896	1	Tube ASM
*20:1	237-65	1	O-Ring
21	105-3900	1	Tube ASM
*21:1	237-65	2	O-Ring
22	105-3897	1	Tube ASM
*22:1	237-65	1	O-Ring
23	104-5481	1	Tube ASM
*23:1	340-65	1	O-Ring
25	56-7971	4	Clamp-Tube
26	340-128	2	Nut-Bulkhead
27	340-70	3	Nut-Lock
28	322-8	1	Screw-HH
29	322-13	1	Screw-HH
30	3256-23	4	Washer-Flat
31	3296-29	2	Nut-Lock, NI
32	56-7973	2	Clamp-Tube

* Not illustrated



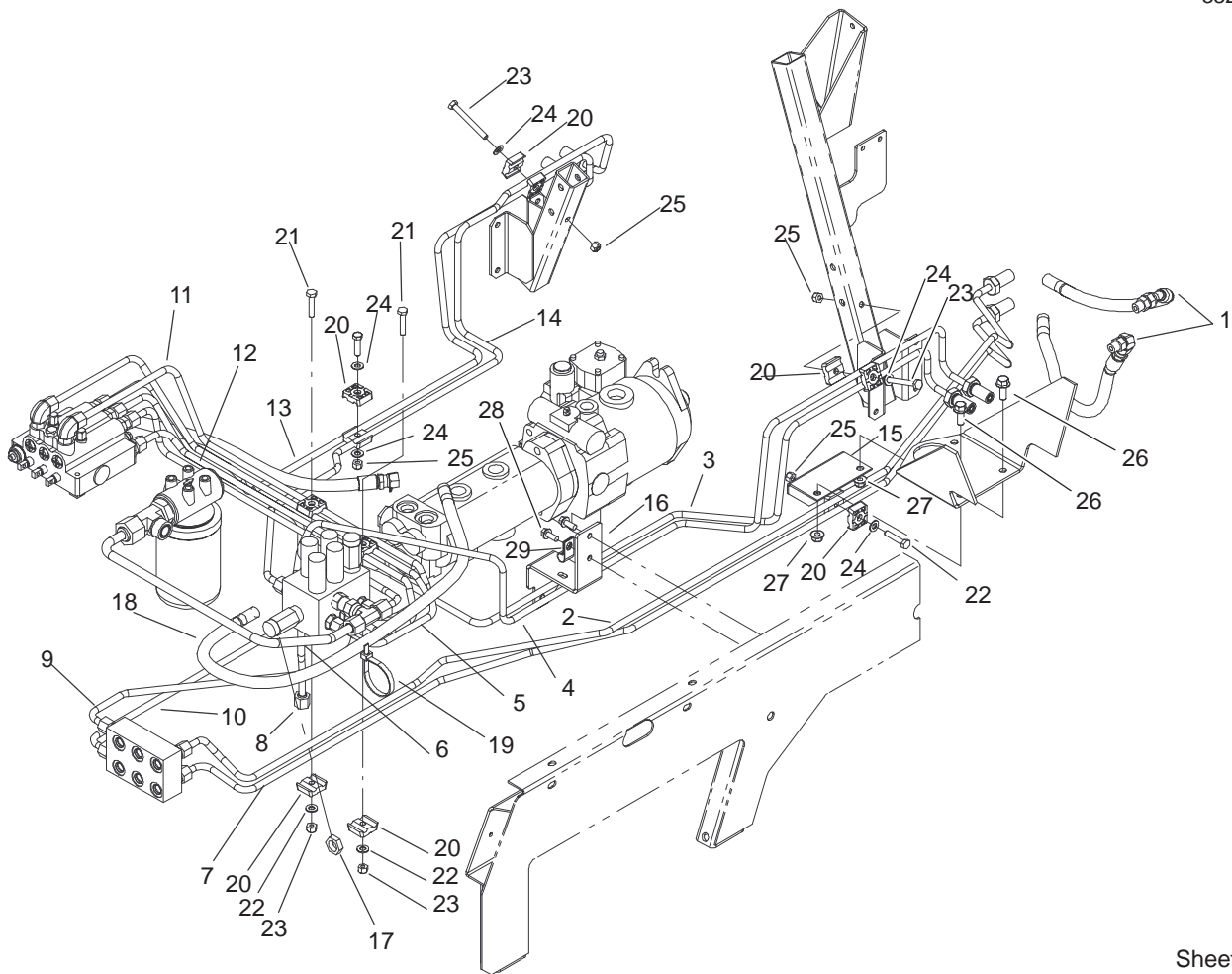
Sheet No.:32

Hydraulic Steering Line Assembly

Ref. No.	Part No.	Qty.	Description
1	105-3871	1	Tube ASM
*1:1	237-22	1	O-Ring
2	105-3870	1	Tube ASM
*2:1	237-22	1	O-Ring
3	105-3887	1	Tube ASM
4	340-68	1	Fitting-Tee, Bulkhead
4:1	237-22	3	O-Ring
5	105-3886	1	Tube ASM
6	94-3060	1	HYD Tube ASM
6:1	237-22	1	O-Ring
7	94-3071	1	HYD Tube ASM
7:1	237-22	1	O-Ring
8	94-3059	1	HYD Tube ASM
8:1	237-22	1	O-Ring
9	94-3061	1	HYD Tube ASM
9:1	237-22	1	O-Ring
10	94-3062	1	HYD Tube ASM
11	104-5485	1	Tube ASM
12	92-7606-03	1	Bracket-Bulkhead
13	105-9817	1	Hose ASM
14	92-7539	1	Hose ASM
15	105-3873-03	1	Bracket-Clamp Mount
16	340-117	1	Cap
19	340-70	7	Nut-Lock
20	56-7973	14	Clamp-Tube
31	32144-11	2	Screw-TAP

Ref. No.	Part No.	Qty.	Description
32	322-6	3	Screw-HH
33	322-7	4	Screw-HH
34	3296-47	1	Nut-Lock, NI
37	32128-20	2	Nut-HF
38	3234-5	7	Screw
39	3256-23	7	Washer-Flat
40	3296-29	4	Nut-Lock, NI

* Not illustrated



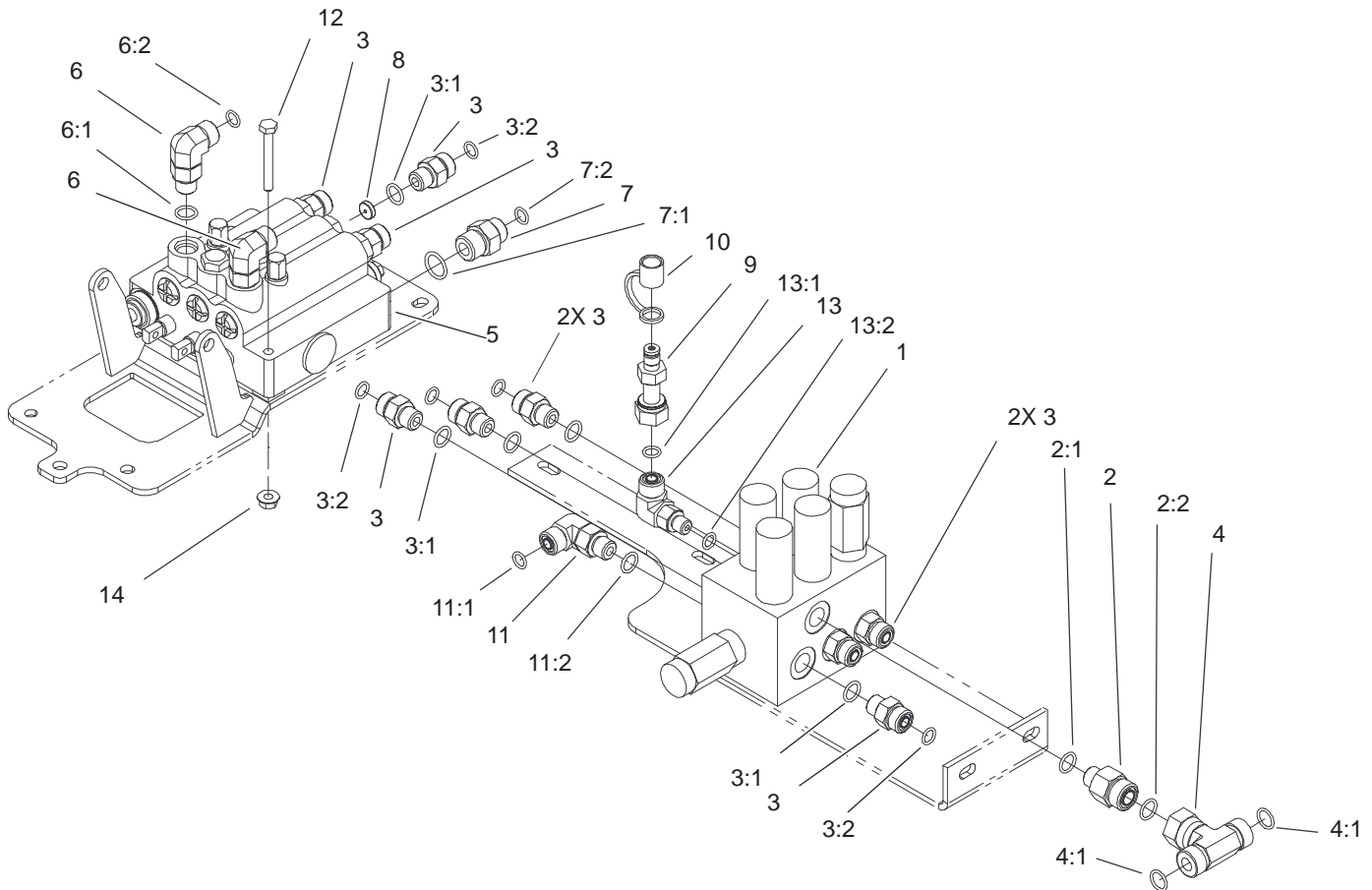
Sheet No.:33

Hydraulic Lift Line Assembly

Ref. No.	Part No.	Qty.	Description
1	105-9238	4	Hose ASM
2	105-3988	1	Tube ASM
*2:1	237-22	1	O-Ring
3	105-3926	1	Tube ASM
*3:1	237-22	1	O-Ring
4	105-3927	1	Tube ASM
*4:1	237-22	1	O-Ring
5	106-1041	1	Tube ASM
6	105-3860	1	Tube ASM
7	105-3989	1	Tube ASM
*7:1	237-22	1	O-Ring
8	105-3928	1	Tube ASM
9	105-3916	1	Tube ASM
10	105-3917	1	Tube ASM
11	106-1040	1	Tube ASM
12	105-3920	1	Tube ASM
13	105-3924	1	Tube ASM
*13:1	237-22	1	O-Ring
14	105-3925	1	Tube ASM
*14:1	237-22	1	O-Ring
15	105-3990-03	1	Bracket-Tube Support
16	105-3993-03	1	Bracket-Tube Support
17	340-70	6	Nut-Lock
18	105-9838	1	Hose ASM
19	3334-945	1	Tie-Cable
20	56-7973	14	Clamp-Tube

Ref. No.	Part No.	Qty.	Description
21	322-6	2	Screw-HH
22	322-7	3	Screw-HH
23	322-13	2	Screw-HH
24	3256-23	9	Washer-Flat
25	3296-29	7	Nut-Lock, NI
26	3234-11	2	Screw-HHF
27	104-8301	2	Nut-Flange, NI
28	32144-14	2	Screw-HWH
29	2412-138	1	R-Clamp

* Not illustrated

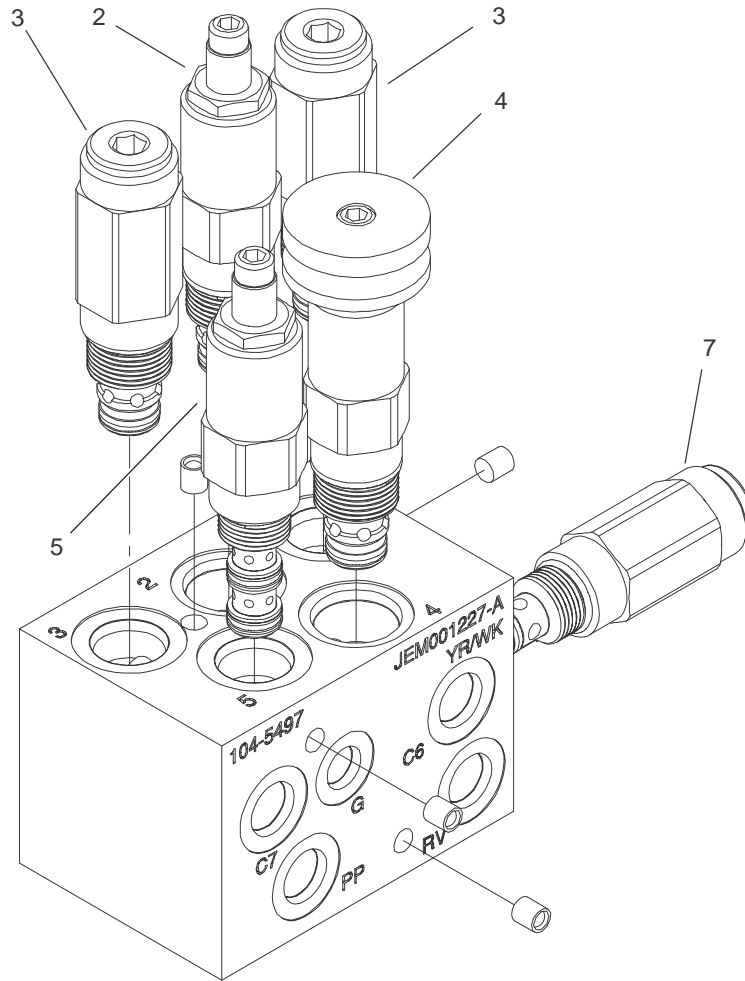


Sheet No.:37

Lift Valve and Counter Balance Assembly

Ref. No.	Part No.	Qty.	Description
1	104-5497	1	Manifold ASM
2	340-5	1	Fitting-Straight
2:1	237-42	1	O-Ring
2:2	237-30	1	O-Ring
3	340-2	9	Fitting-Straight, HYD
3:1	237-22	1	O-Ring
3:2	237-42	1	O-Ring
4	93-6810	1	Fitting-Tee
4:1	237-30	2	O-Ring
5	105-9843	1	Valve-Three Spool
6	340-77	2	Fitting-HYD, 90°
6:1	237-22	1	O-Ring
6:2	237-42	1	O-Ring
7	340-3	2	Adapter
7:1	237-22	1	O-Ring
7:2	237-79	1	O-Ring
8	105-9807	1	Orifice (.094)
9	86-5480	1	Nipple-Test
10	354-79	1	Cap-Dust, Yellow
11	340-77	1	Fitting-HYD, 90°
11:1	237-22	1	O-Ring
11:2	237-42	1	O-Ring
12	321-11	2	Screw-HH
13	340-97	1	Fitting-HYD, 90°
13:1	237-22	1	O-Ring

Ref. No.	Part No.	Qty.	Description
13:2	237-78	1	O-Ring
14	32128-33	2	Nut-HF



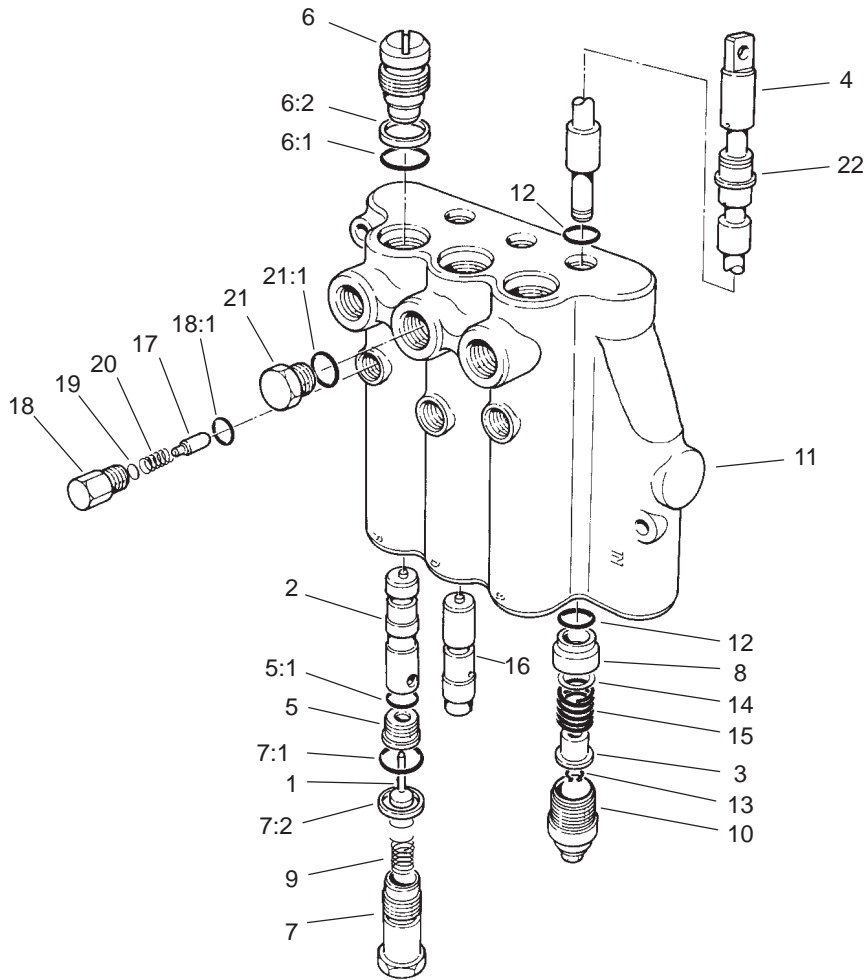
Sheet No.:C6

Manifold Assembly No. 104-5497

Ref. No.	Part No.	Qty.	Description
2	105-9161	1	Relief-Pilot Operated (725 Psi)
*2:1	105-9151	1	Kit-Seal
3	105-9165	2	Sequence Valve (1200 Psi)
*3:1	105-9164	1	Kit-Seal
4	105-9162	1	Relief-Pilot Operated (650 Psi)
*4:1	105-9151	1	Kit-Seal
5	105-9163	1	Valve-Pilot Sequence, Ext.
*5:1	105-9164	1	Kit-Seal
7	105-9844	1	Valve-Relief (1600 Psi)
*7:2	105-9156	1	Kit-Seal

Ref. No.	Part No.	Qty.	Description

* Not illustrated



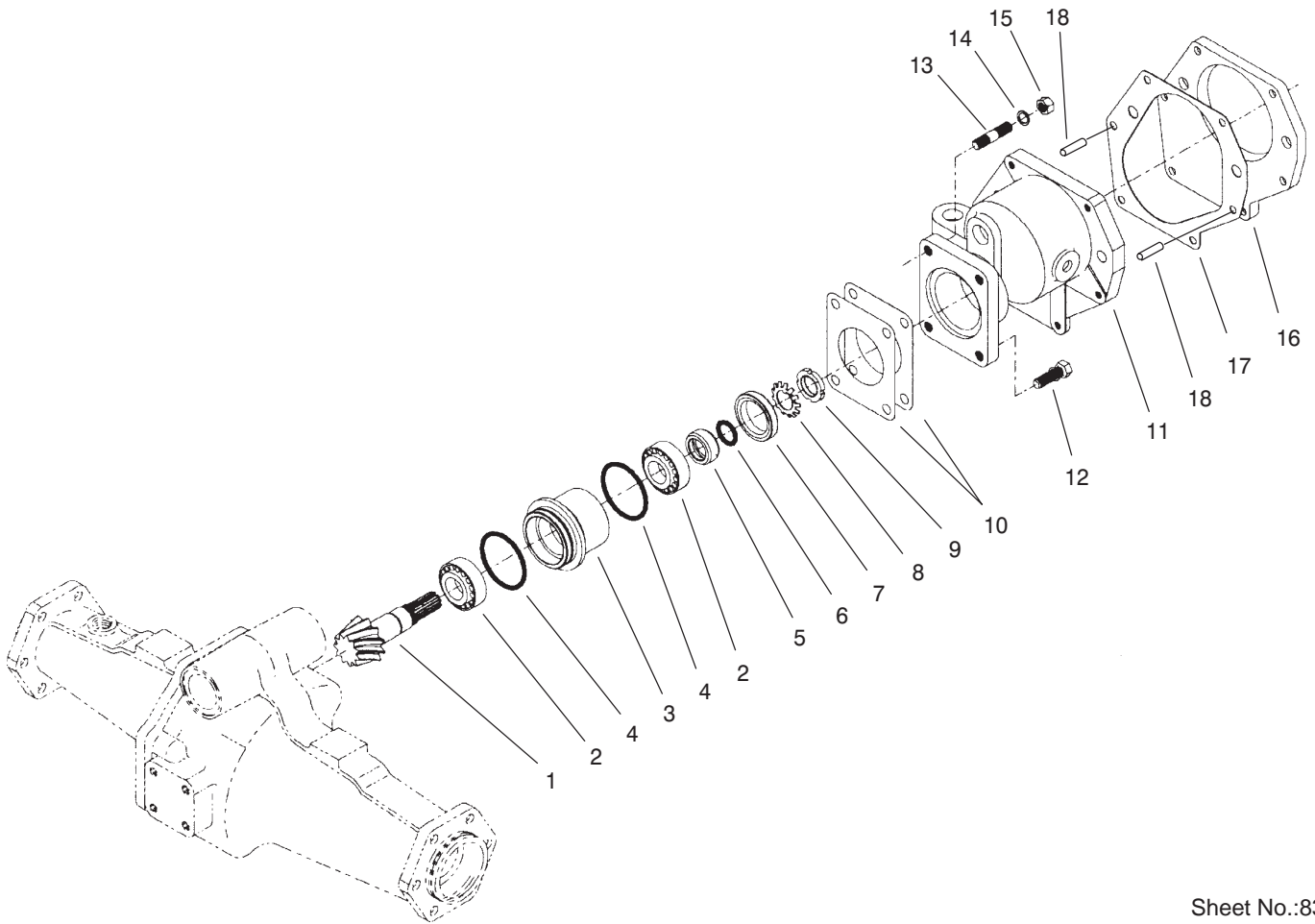
Sheet No.: C7
T-3887

3 Spool Valve Assembly No. 105-9843

Ref. No.	Part No.	Qty.	Description
1	58-6290	3	Poppet
2	84-6420	2	Plunger
3	58-6310	3	Spacer
☆4		3	Spool
5	58-6330	3	Seat
5:1	58-6340	1	O-Ring
6	58-6350	3	Plug
6:1	60-5720	1	O-Ring
6:2	58-6370	1	Washer
7	69-1800	3	Plug ASM
7:1	58-6360	1	O-Ring
7:2	58-6370	1	Washer
8	58-6400	3	Bushing
9	69-1810	3	Spring
10	58-6420	3	Cap
☆11		1	Body
12	58-6450	6	O-Ring
13	58-6460	3	Ring
14	58-6700	3	Washer
15	58-6730	3	Spring
16	69-1840	1	Plunger
17	58-6770	3	Plunger
18	58-6780	3	Plug
18:1	58-6790	1	O-Ring
19	60-6450	1	Disc
20	58-6760	3	Spring

Ref. No.	Part No.	Qty.	Description
21	58-6710	1	Plug
21:1	58-6720	1	O-Ring
22	58-6320	3	Wiper
*23	60-3780	1	Seal Kit

☆ Not serviced separately
* Not illustrated

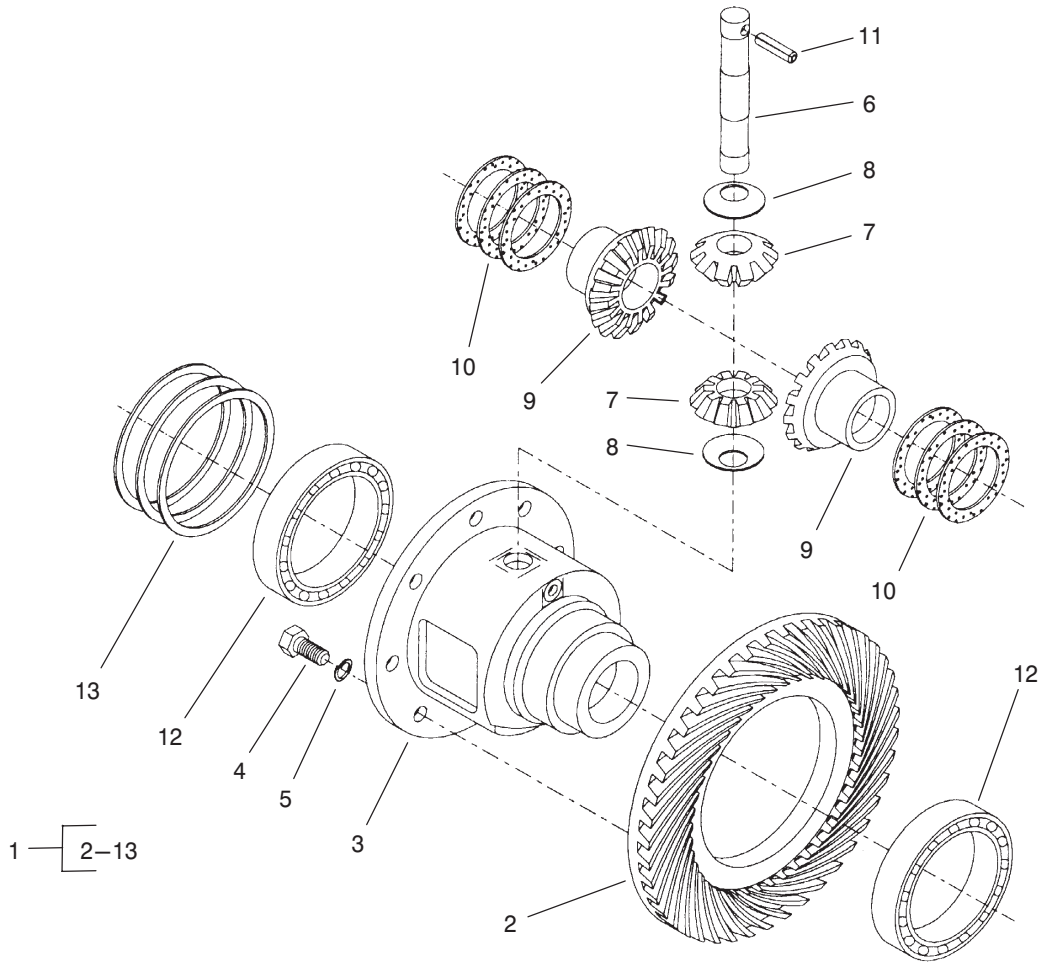


Sheet No.:83
T-3202-1

Rear Axle Assembly No. 100-3784 Bevel Pinion Shaft Assembly

Ref. No.	Part No.	Qty.	Description
1	100-2555	1	Ring And Pinion Matched Set
2	99-7570	2	Bearing-Taper Roller
3	95-7534	1	Case-Bearing
4	99-7571	2	O-Ring
5	99-7572	1	Collar-Oil Seal
6	99-7573	1	O-Ring
7	99-7574	1	Seal-Oil
8	99-7559	1	Washer-Lock
9	99-7560	1	Nut-Lock
10	99-7550	2	Shim 0.1
10	99-7551	2	Shim 0.2
11	95-7533	1	Case-Gear
12	99-7575	2	Bolt
13	100-2556	2	Stud
14	99-7527	2	Washer-Spring
15	99-7526	2	Nut
16	95-7541	1	Plate-Cover
17	95-7540	1	Gasket
18	104-2353	2	Pin-Dowel

Ref. No.	Part No.	Qty.	Description

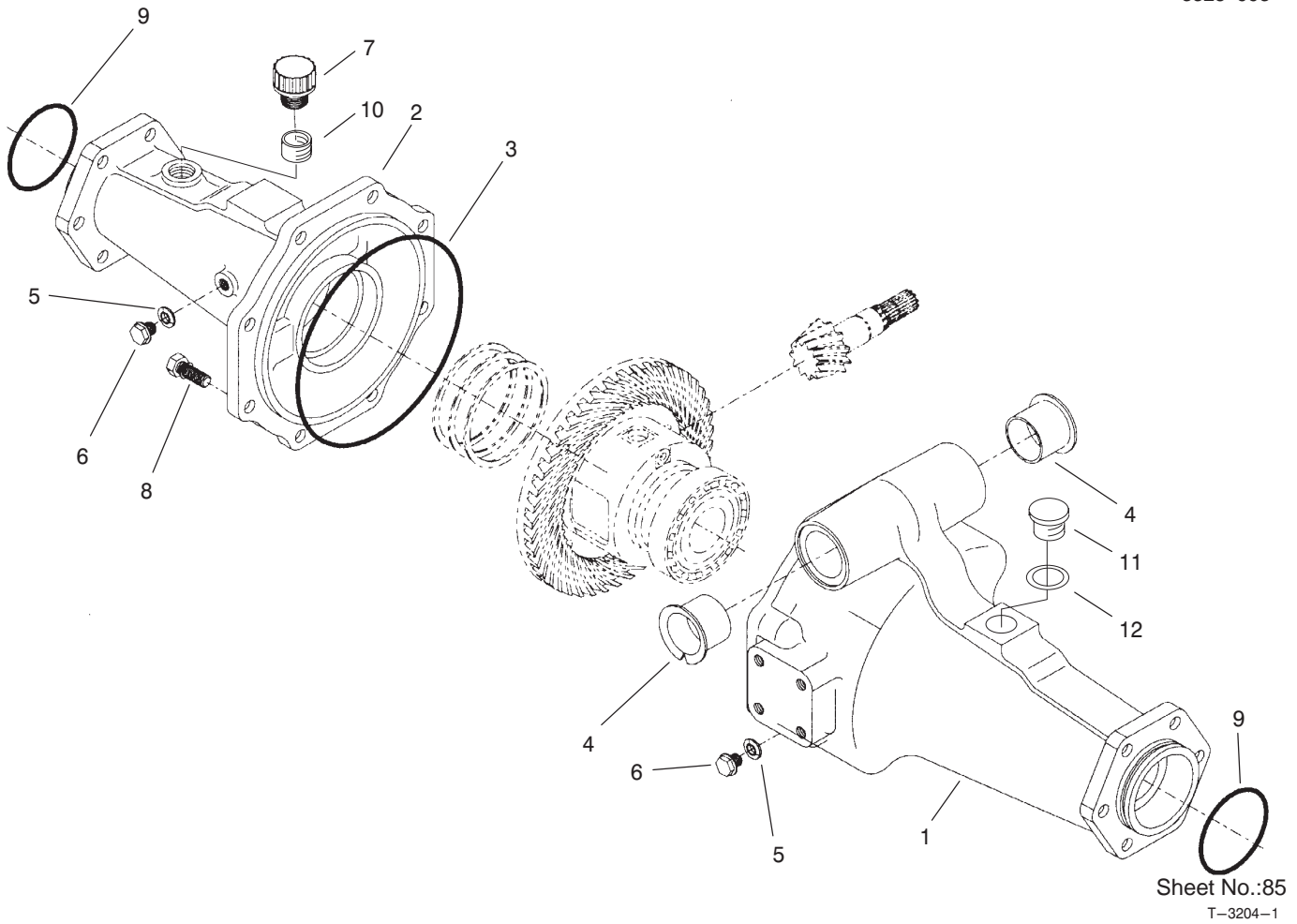


Sheet No.:84
T-3203-1

Rear Axle Assembly No. 100-3784 (Continued) Differential Assembly

Ref. No.	Part No.	Qty.	Description
1	95-7503	1	Differential ASM
2	100-2555	1	Ring And Pinion Matched Set
3	95-7502	1	Case-Differential
4	99-7576	8	Bolt
5	99-7577	8	Washer-Spring
6	99-7578	1	Shaft-Differential
7	99-7579	2	Pinion-Differential
8	99-7580	2	Washer-Differential
9	99-7581	2	Gear-Differential
10	99-7582	2	Washer-Differential
10	99-7583	2	Washer-Differential
10	99-7584	2	Washer-Differential
11	99-7588	1	Pin-Spring
12	99-7562	2	Bearing-Ball
13	99-7585	2	Shim 0.1
13	99-7586	2	Shim 0.2
13	99-7587	2	Shim 0.4

Ref. No.	Part No.	Qty.	Description

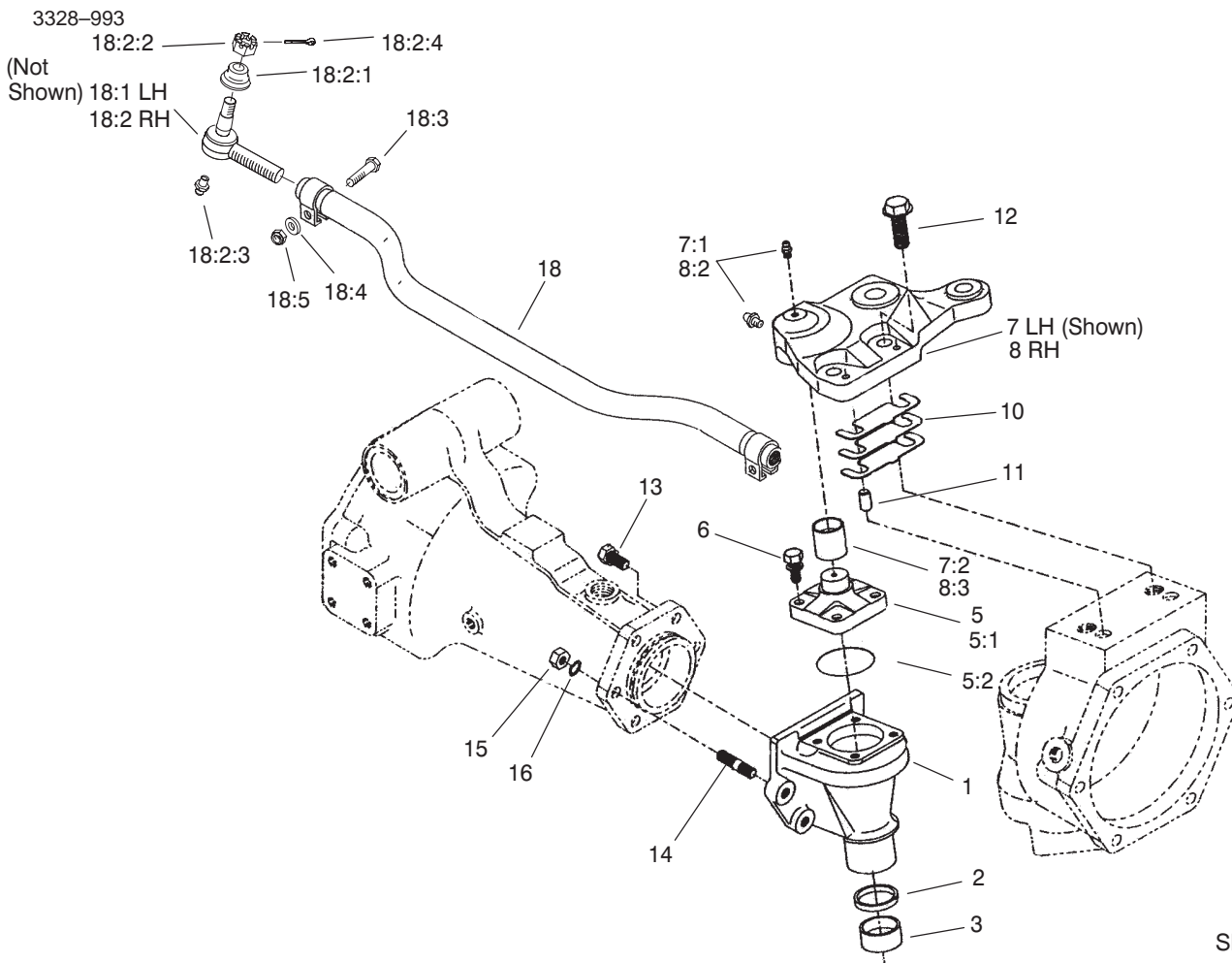


Sheet No.:85
T-3204-1

Rear Axle Assembly No. 100-3784 (Continued) Axle Support Assembly

Ref. No.	Part No.	Qty.	Description
1	95-7508	1	Support-Axle
2	95-7506	1	Support-Axle
3	95-7507	1	O-Ring
4	95-7537	2	Bushing-Flanged
5	99-7590	2	Washer-Seal
6	99-7589	2	Plug
7	99-7591	1	Oil Plug ASM
8	99-7592	8	Bolt
9	99-7593	2	O-Ring
10	104-2377	1	Extension, Vent
11	104-8643	1	Plug
12	104-8644	1	O-Ring

Ref. No.	Part No.	Qty.	Description



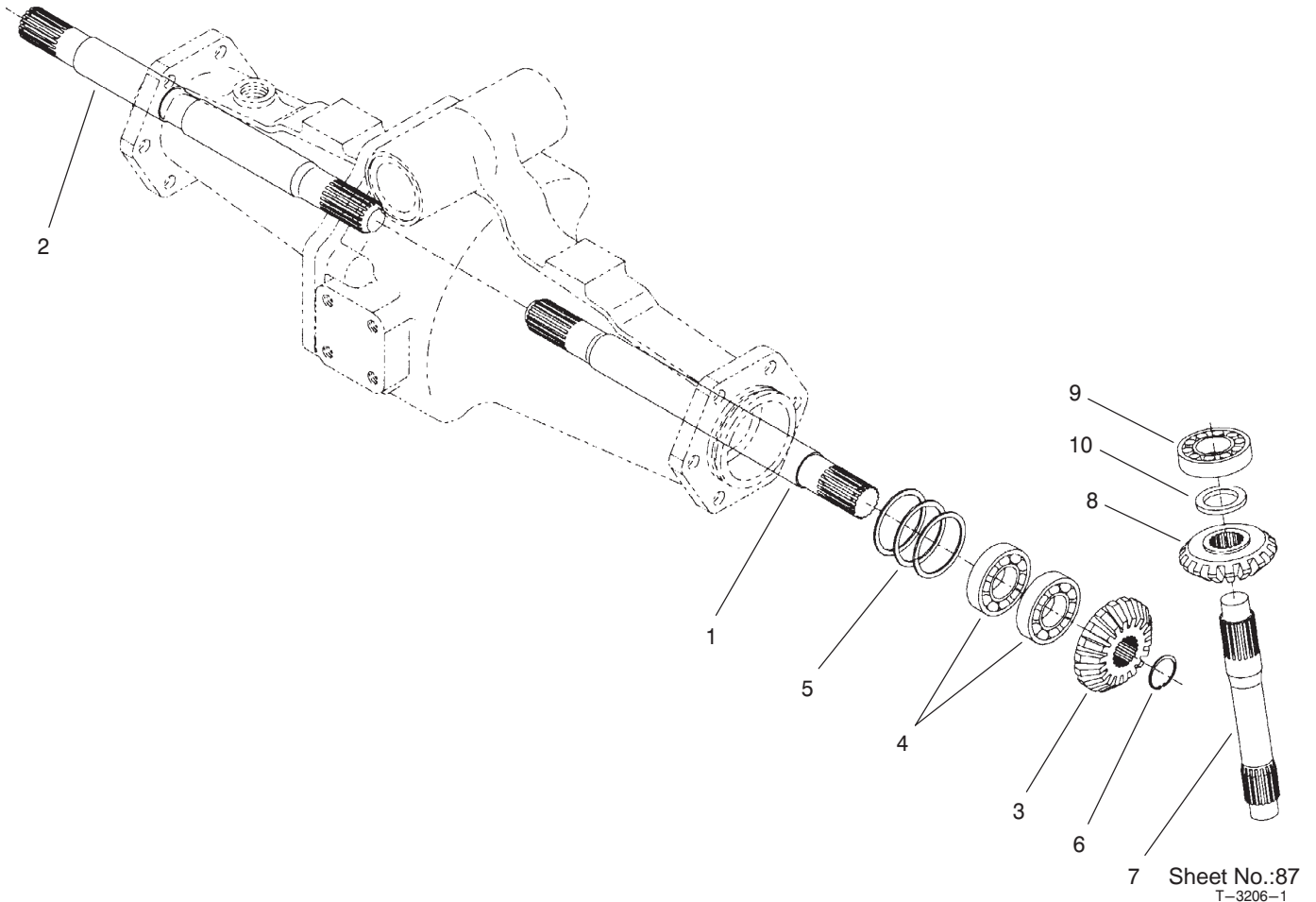
Sheet No.:86
T-3503

Rear Axle Assembly No. 100-3784 (Continued) Bevel Gear Case Assembly

Ref. No.	Part No.	Qty.	Description
1	95-7538	2	Case-Bevel Gear
2	100-2557	2	Seal-Oil
3	104-2378	2	Bushing
5	104-2376	2	Knuckle ASM
5:1	104-2373	1	Knuckle
5:2	104-2372	1	O-Ring
6	104-2374	8	Bolt
7	100-3768	1	LH Steering Arm ASM
7:1	302-5	2	Fitting-Grease
7:2	104-8634	1	Bushing
8	100-3766	1	RH Steering Arm ASM
8:2	302-5	2	Fitting-Grease
8:3	104-8634	1	Bushing
10	95-7547	2	Shim 0.1
10	95-7548	2	Shim 0.2
10	95-7549	2	Shim 0.4
11	99-7597	4	Pin-Dowel
12	104-2375	4	Bolt
13	99-7599	8	Bolt
14	99-7525	4	Stud
15	99-7526	4	Nut
16	99-7527	4	Washer-Spring
18	100-3762	1	Tie Rod ASM
*18:1	100-3851	1	LH Tie Rod End ASM

Ref. No.	Part No.	Qty.	Description
*18:1:1	100-3853	1	Cover-Dust
*18:1:2	100-3854	1	Nut-Castle
*18:1:3	302-5	1	Fitting-Grease
*18:1:4	3272-11	1	Pin-Cotter
18:2	100-3852	1	RH Tie Rod End ASM
18:2:1	100-3853	1	Cover-Dust
18:2:2	100-3854	1	Nut-Castle
18:2:3	302-5	1	Fitting-Grease
18:2:4	3272-11	1	Pin-Cotter
18:3	100-3855	2	Bolt
18:4	99-7527	2	Washer-Spring
18:5	99-7526	2	Nut

* Not illustrated

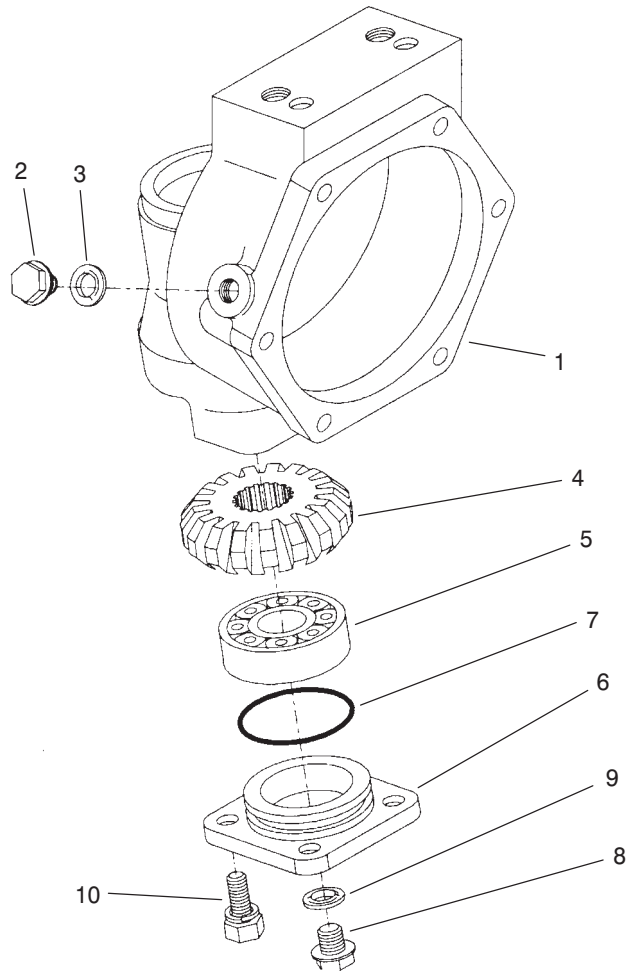


7 Sheet No.:87
T-3206-1

Rear Axle Assembly No. 100-3784 (Continued) Bevel Gear Shaft Assembly

Ref. No.	Part No.	Qty.	Description
1	95-7509	1	Shaft-Gear, Differential
2	95-7512	1	Shaft-Gear, Differential
3	95-7517	2	Gear-15 Tooth Bevel
4	99-7530	4	Bearing-Ball
5	99-7552	2	Shim 0.1
5	99-7553	2	Shim 0.2
5	99-7554	2	Shim 0.5
6	99-7531	2	Clip
7	95-7529	2	Shaft-Bevel Gear
8	95-7519	2	Gear-17 Tooth Bevel
9	99-7532	2	Bearing-Taper Roller
10	99-7558	2	Collar

Ref. No.	Part No.	Qty.	Description

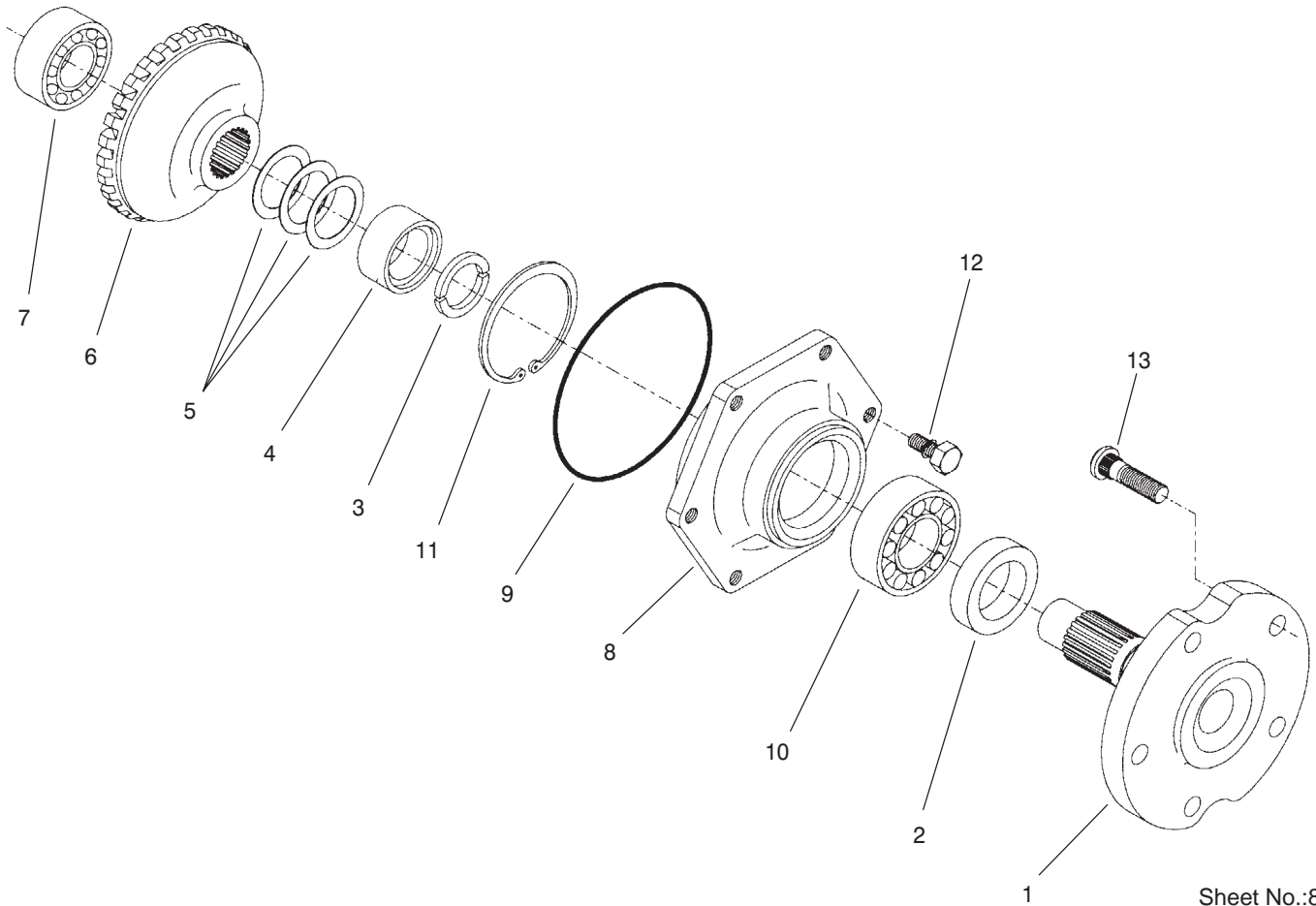


Sheet No.:88
T-3207-1

Rear Axle Assembly No. 100-3784 (Continued) Axle Case Assembly

Ref. No.	Part No.	Qty.	Description
1	95-7531	2	Case-Axle
2	99-7535	2	Plug
3	99-7536	2	Washer-Seal
4	95-7527	2	Gear-17 Tooth Bevel
5	99-7532	2	Bearing-Taper Roller
6	100-2560	2	Cover
7	100-2561	2	O-Ring
8	99-7589	2	Plug
9	99-7590	2	Washer-Seal
10	100-2562	8	Bolt

Ref. No.	Part No.	Qty.	Description



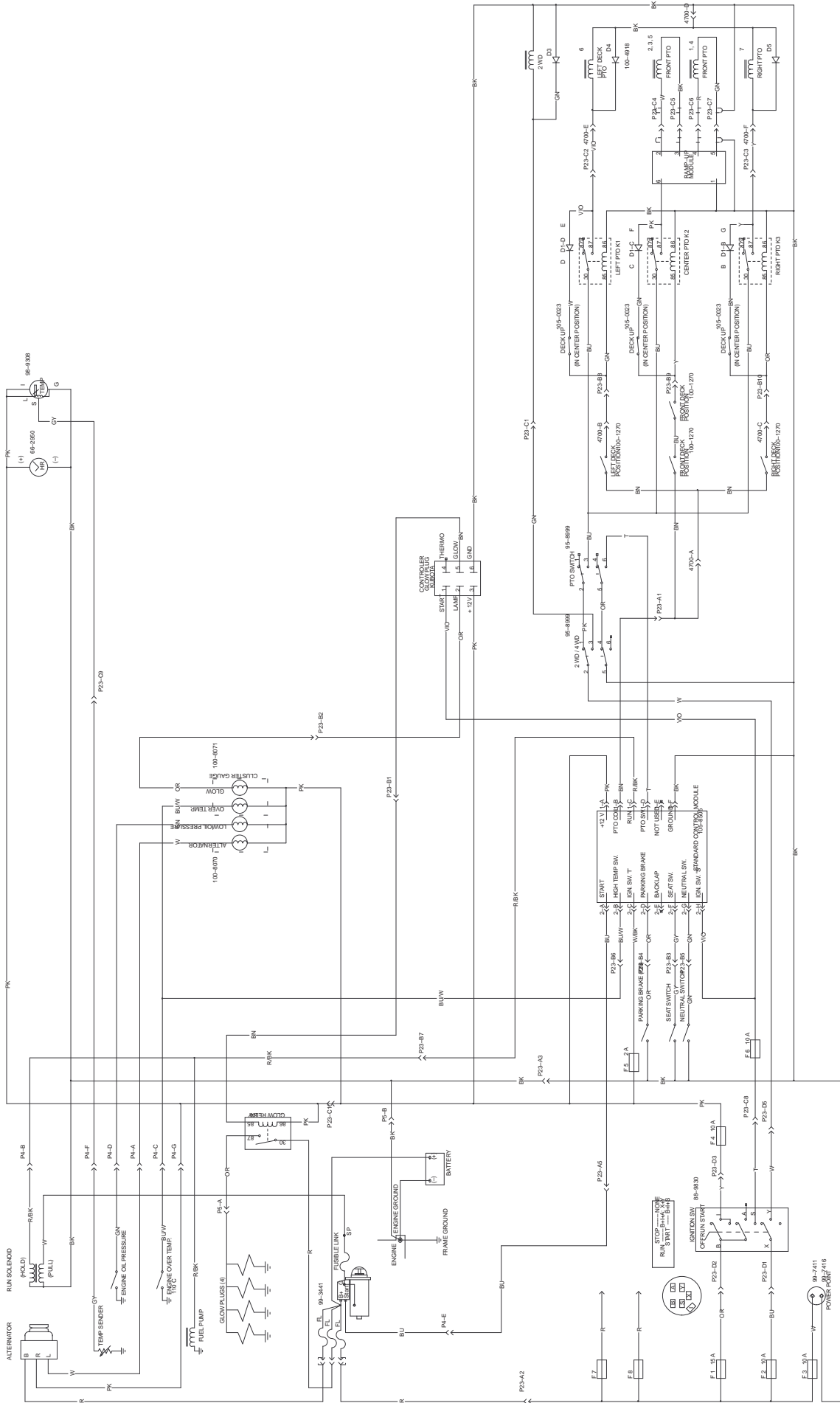
Sheet No.:89
T-3108-1

Rear Axle Assembly No. 100-3784 (Continued) Axle Assembly

Ref. No.	Part No.	Qty.	Description
1	95-7522	2	Axle
2	99-7564	2	Seal-Oil
3	95-7544	4	Clip
4	95-7523	2	Spacer
5	99-7555	2	Shim 0.3
5	99-7556	2	Shim 0.2
5	99-7557	2	Shim 0.5
6	95-7524	2	Gear-29 Tooth Bevel
7	99-7534	2	Bearing-Ball
8	95-7521	2	Cover-Axle
9	99-7538	2	O-Ring
10	99-7561	2	Bearing-Ball
11	99-7539	2	Clip
12	99-7596	12	Bolt
13	99-7563	10	Stud

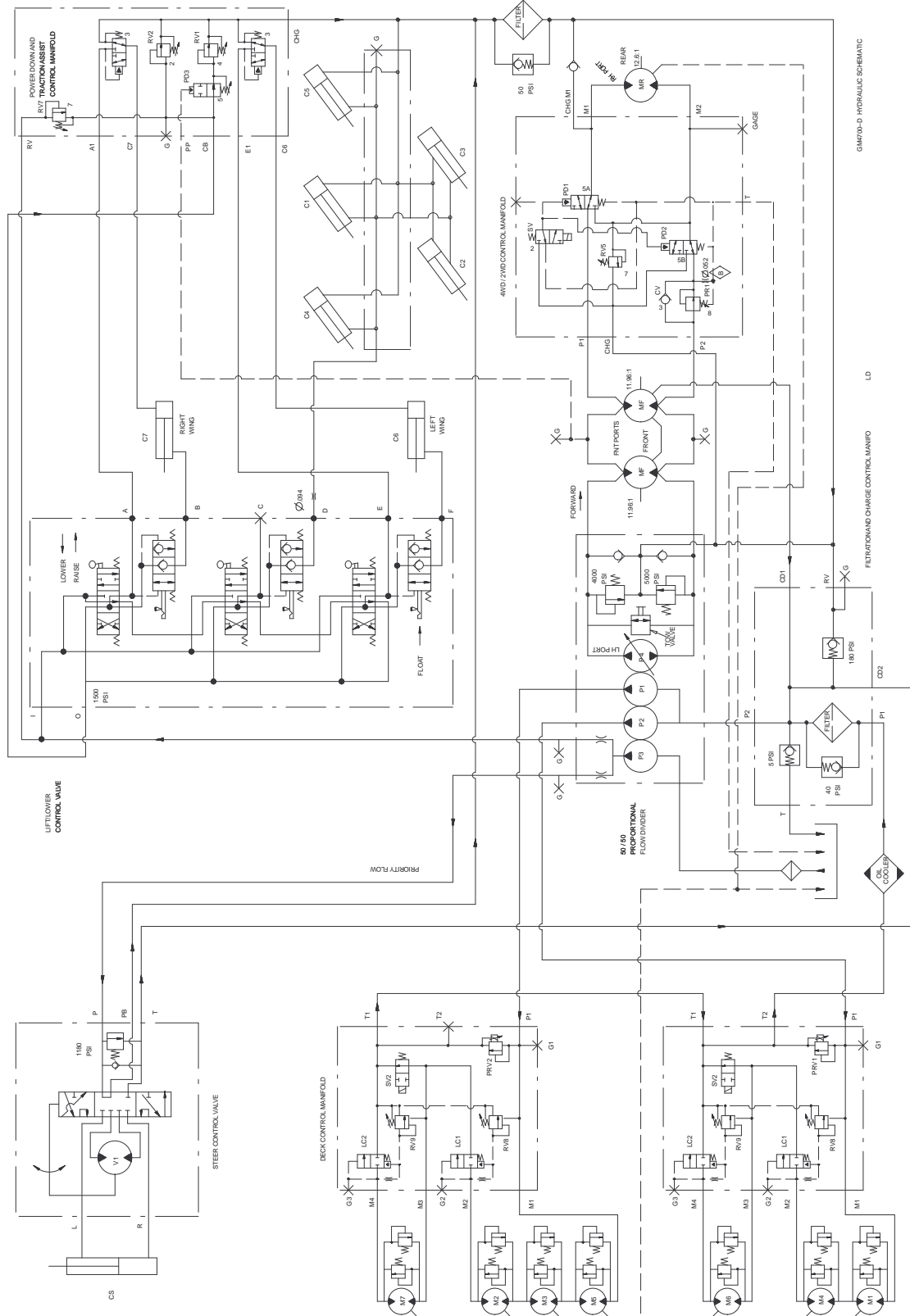
Ref. No.	Part No.	Qty.	Description

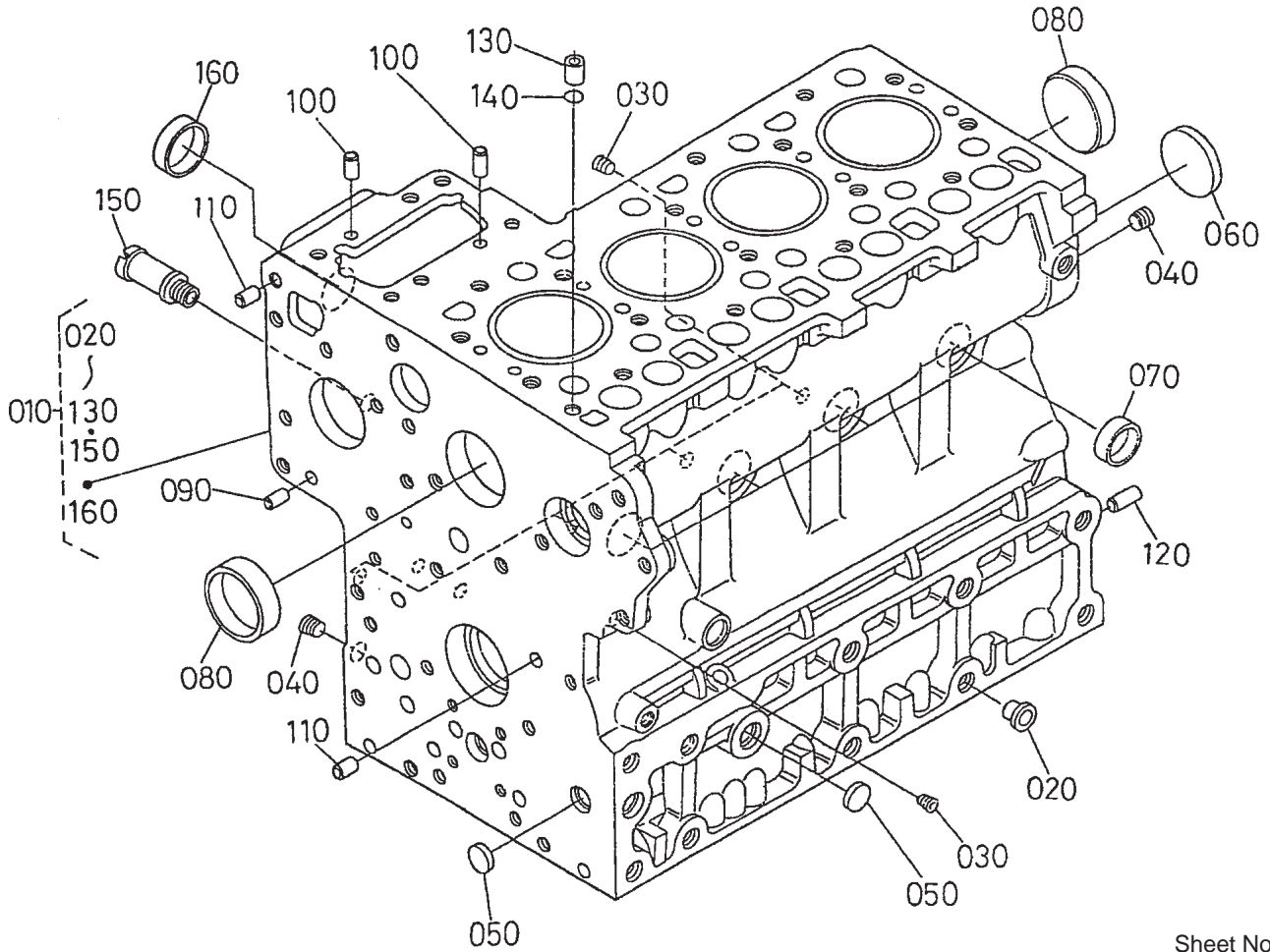
Electrical Schematic



Hydraulic Schematic

FLOW CALC AT 2100 RPM AND 98 EFF.			
COMP.	CIR	GPM	PSI
P1	1.02	11.7	
P2	1.02	11.7	
P3	0.58	6.6	
P4	3.02	34.6	
M1	1.16	2100	
M2	1.16	2100	
M3	1.16	2100	
M4	1.16	2100	
M5	1.16	2100	
M6	1.16	2100	
M7	1.16	2100	
MF	2.01		
MR	2.48		
V1	6.1		1800
PD3			620
RV1			700
RV2			450
PRV1			3500
PRV2			3500
RV5			550
RV7			2200
RV8			1100
RV9			1100
COMP	BORE	STROKE	ROD
C1	1.50	4.00	.625
C2	1.50	3.50	.625
C3	1.50	3.50	.625
C4	1.50	7.00	.625
C5	1.50	7.00	.625
C6	2.00	9.00	.750
C7	2.00	9.00	.750
CS	2.00	4.20	.625



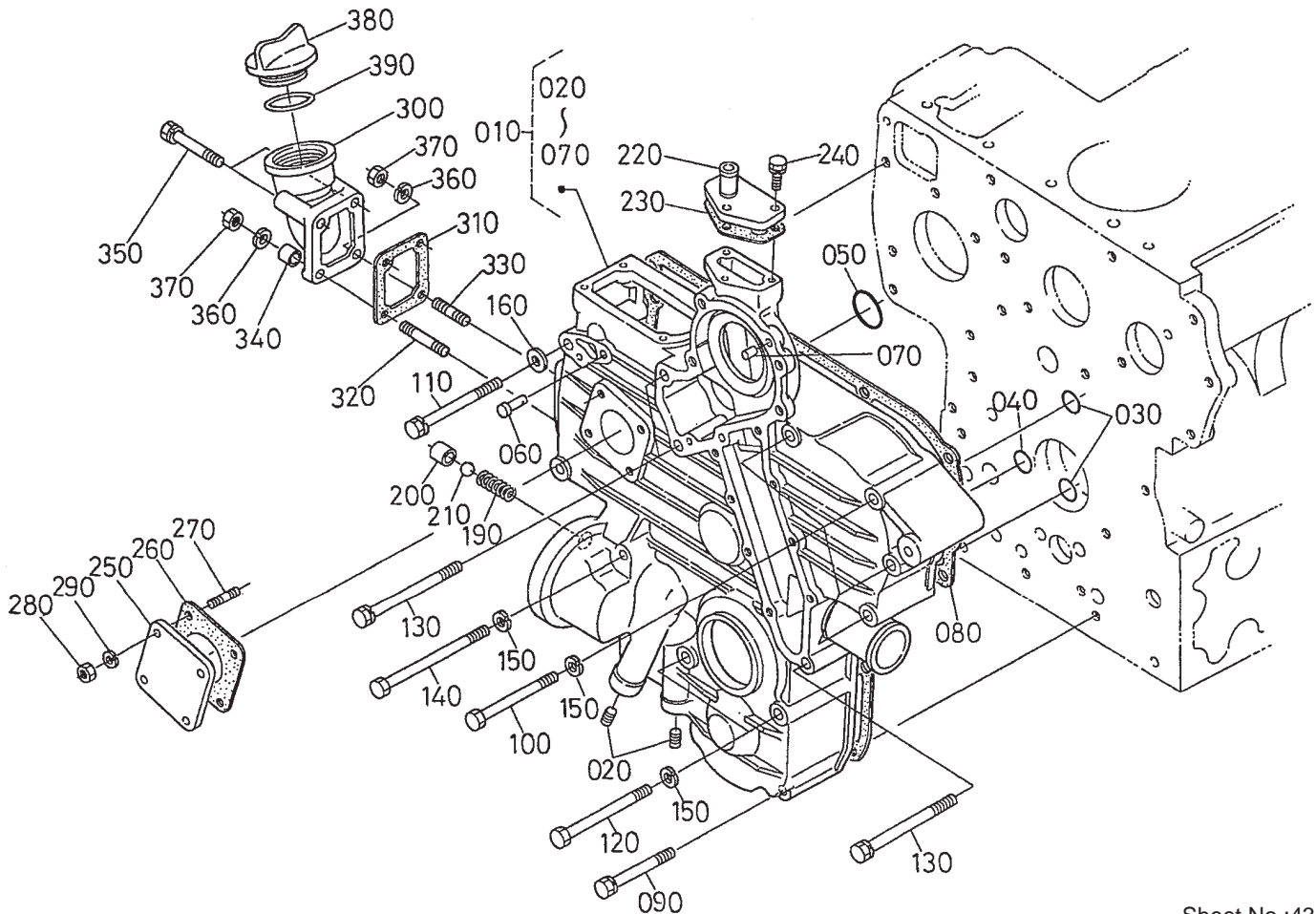


Sheet No.:40

Crankcase Assembly

Ref. No.	Part No.	Qty.	Description
010	100-9150	1	Crankcase
020	98-7486	2	Plug
030	98-7487	6	Plug
040	98-7488	2	Plug
050	98-7489	3	Plug
060	98-7490	1	Plug
070	98-7500	6	Cap-Sealing
080	98-7501	2	Cap-Sealing
090	98-7502	2	Pin-Straight
100	98-7503	2	Pin-Straight
110	98-7504	2	Pin-Straight
120	98-7505	1	Pin-Straight
130	98-7506	1	Pin-Pipe
140	98-7509	1	O-Ring
150	100-9153	1	Pipe-Return, Water
160	105-2883	1	Cap-Sealing

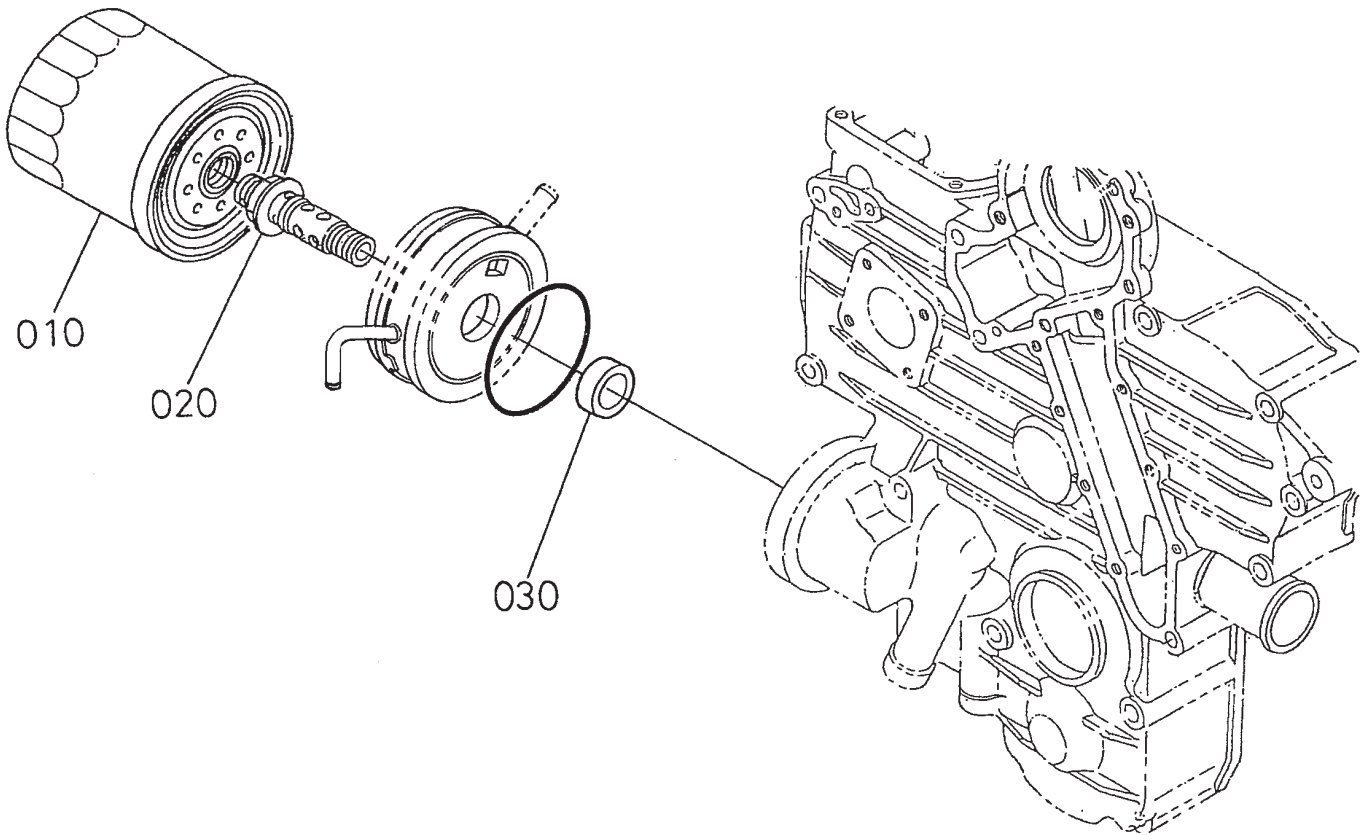
Ref. No.	Part No.	Qty.	Description



Sheet No.:43

Gear Case Assembly

Ref. No.	Part No.	Qty.	Description	Ref. No.	Part No.	Qty.	Description
010	100-9161	1	Gearcase ASM	290	98-7699	4	Washer-Spring
020	98-7546	2	Plug	300	100-9162	1	Flange-Filter, Oil
030	98-7547	2	O-Ring	310	100-9163	1	Gasket
040	98-7548	1	O-Ring	320	98-7571	1	Stud
050	98-7549	1	O-Ring	330	100-9164	1	Stud
060	98-7550	1	Pin-Spring, Start	340	100-9165	1	Collar
070	98-7504	2	Pin-Straight	350	98-7496	2	Bolt
080	98-7552	1	Packing-Case, Gear	360	98-7699	2	Washer-Spring
090	98-7553	2	Bolt	370	98-7572	2	Nut
100	99-8336	5	Bolt	380	98-7429	1	Plug-Filter, Oil
110	98-7555	1	Bolt	390	98-7430	1	O-Ring
120	98-7556	2	Bolt				
130	98-7557	3	Bolt				
140	98-7558	2	Bolt				
150	99-8339	9	Washer-Spring				
160	98-7536	1	Washer-Plain				
190	98-7563	1	Spring				
200	98-7564	1	Seat-Valve				
210	98-7565	1	Ball				
220	98-7566	1	Flange-Return, Water				
230	98-7567	1	Gasket				
240	98-7568	3	Bolt				
250	98-7569	1	Cover				
260	98-7570	1	Gasket-Unit, H/Meter				
270	98-7571	4	Stud				
280	98-7572	4	Nut				

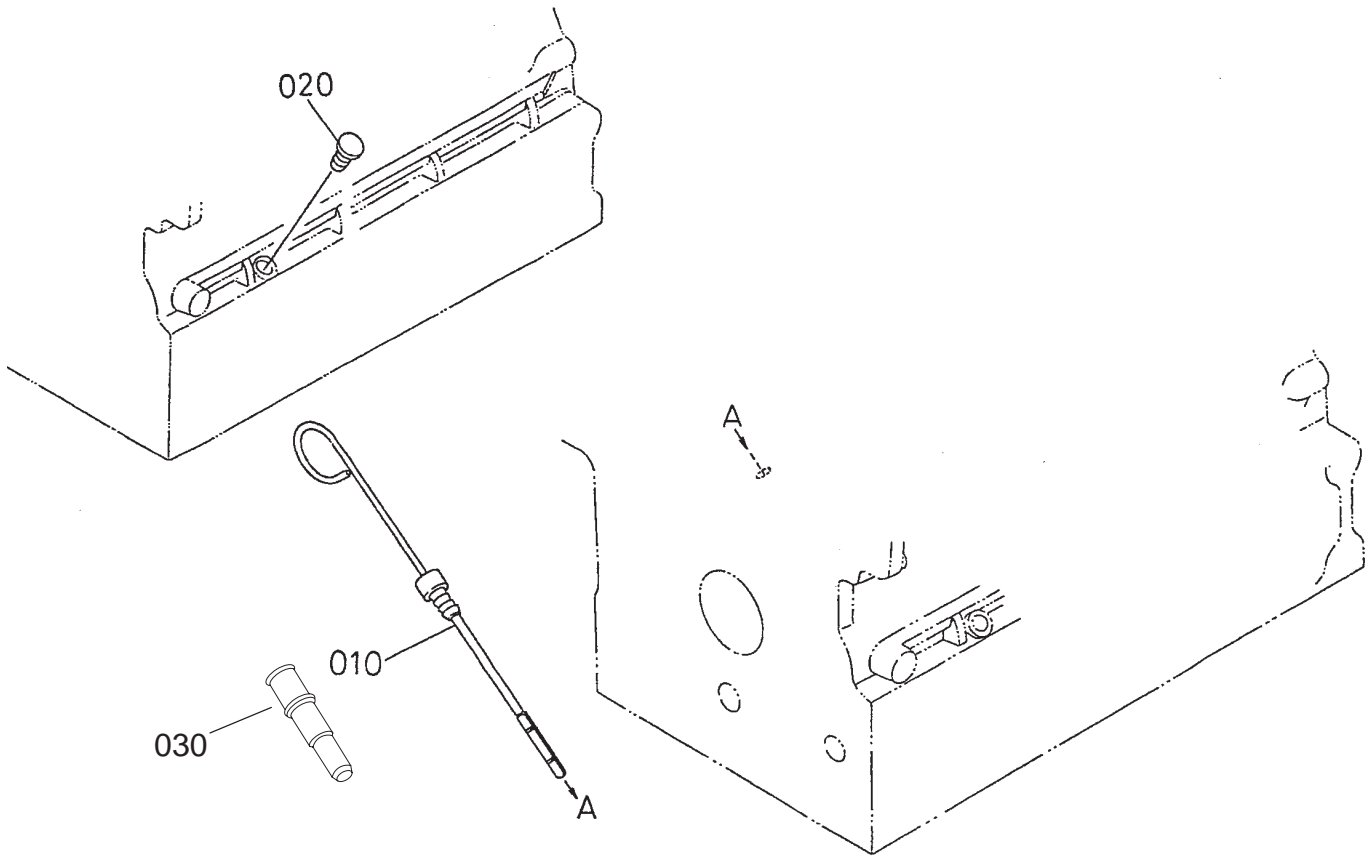


Sheet No.:45

Oil Filter Assembly

Ref. No.	Part No.	Qty.	Description
010	98-7431	1	Cartridge-Filter, Oil
020	100-9166	1	Connector
030	100-9167	1	Collar

Ref. No.	Part No.	Qty.	Description

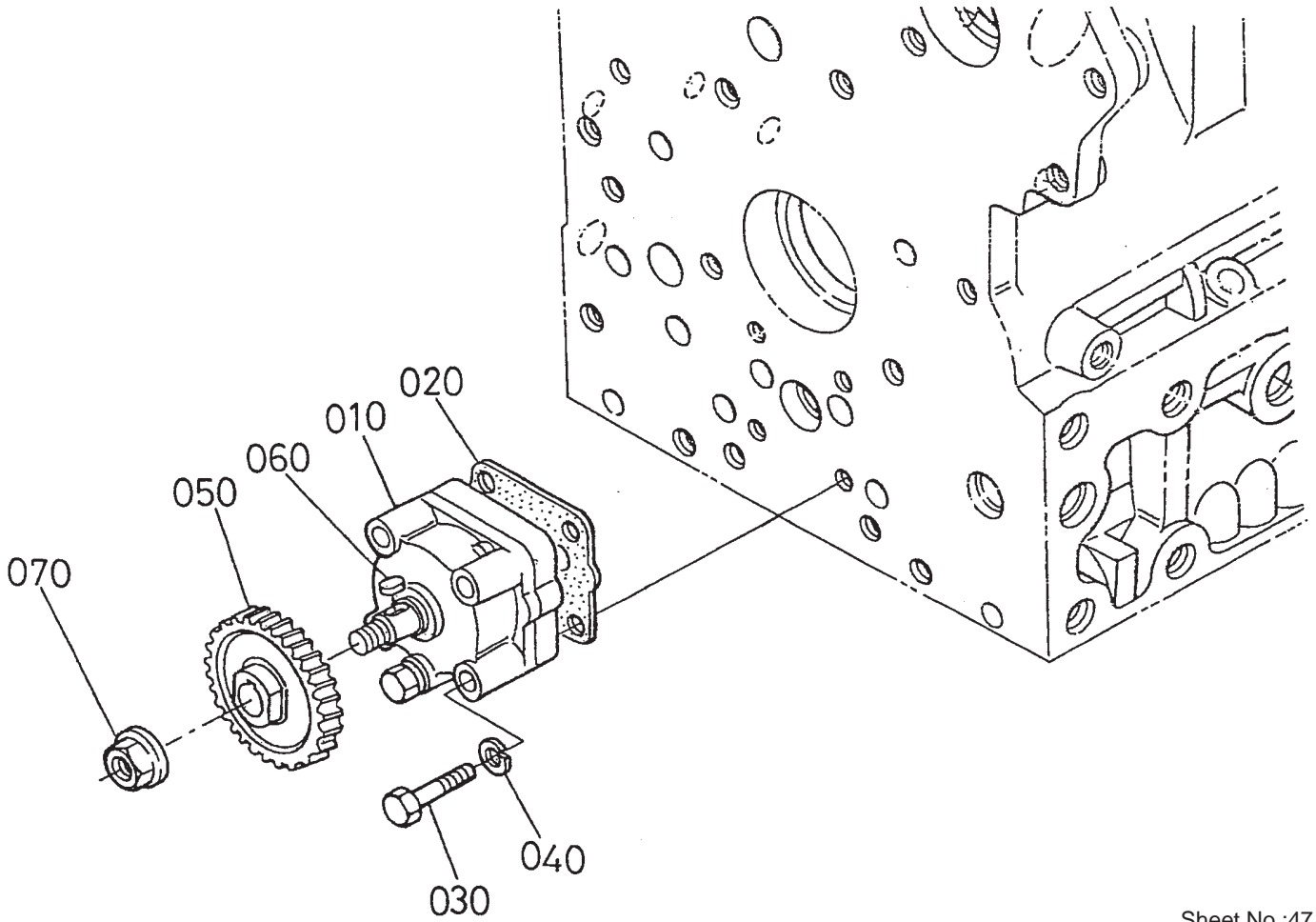


Sheet No.:46

Dipstick and Guide Assembly

Ref. No.	Part No.	Qty.	Description
010	105-4579	1	Gauge-Oil
020	100-9169	1	Plug-Gauge, Oil
030	105-4580	1	Guide

Ref. No.	Part No.	Qty.	Description

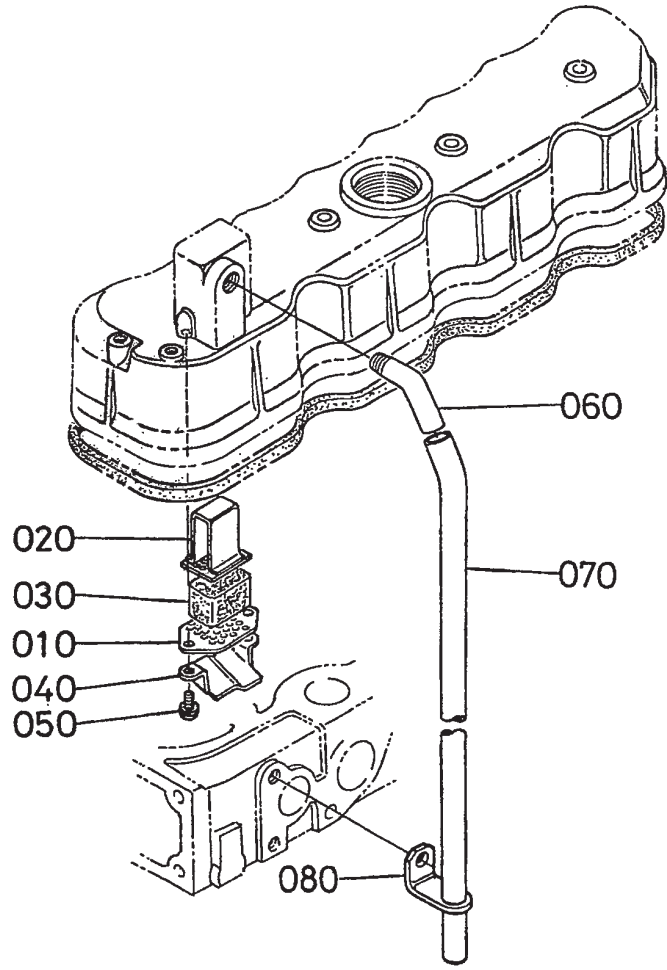


Sheet No.:47

Oil Pump Assembly

Ref. No.	Part No.	Qty.	Description
010	100-9170	1	Oil Pump ASM
020	98-7513	1	Gasket-Pump, Oil
030	98-7514	4	Bolt
040	98-7699	4	Washer-Spring
050	98-7516	1	Gear-Drive, Oil Pump
060	98-7517	1	Key-Feather
070	98-7518	1	Nut-Flange

Ref. No.	Part No.	Qty.	Description

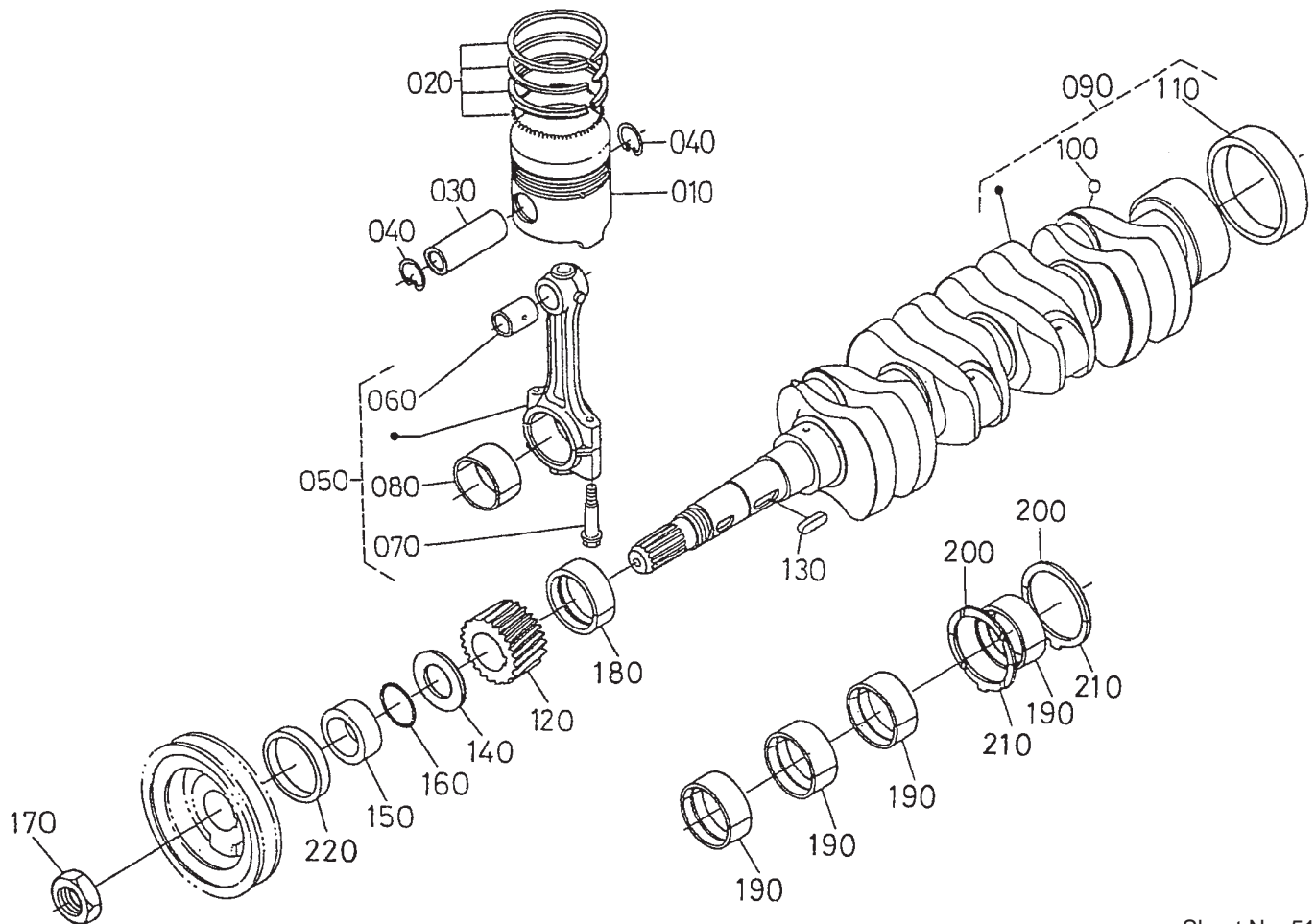


Sheet No.:48

Breather Assembly

Ref. No.	Part No.	Qty.	Description
010	98-7417	1	Plate-Element
020	98-7418	1	Plate-Element
030	98-7419	1	Element-Breather
040	98-7420	1	Shield-Breather, Oil
050	98-7421	2	Screw-W/Washer
060	98-7422	1	Joint-Pipe, Breather
070	98-7423	1	Pipe-Breather
080	98-7424	1	Clamp-Pipe

Ref. No.	Part No.	Qty.	Description

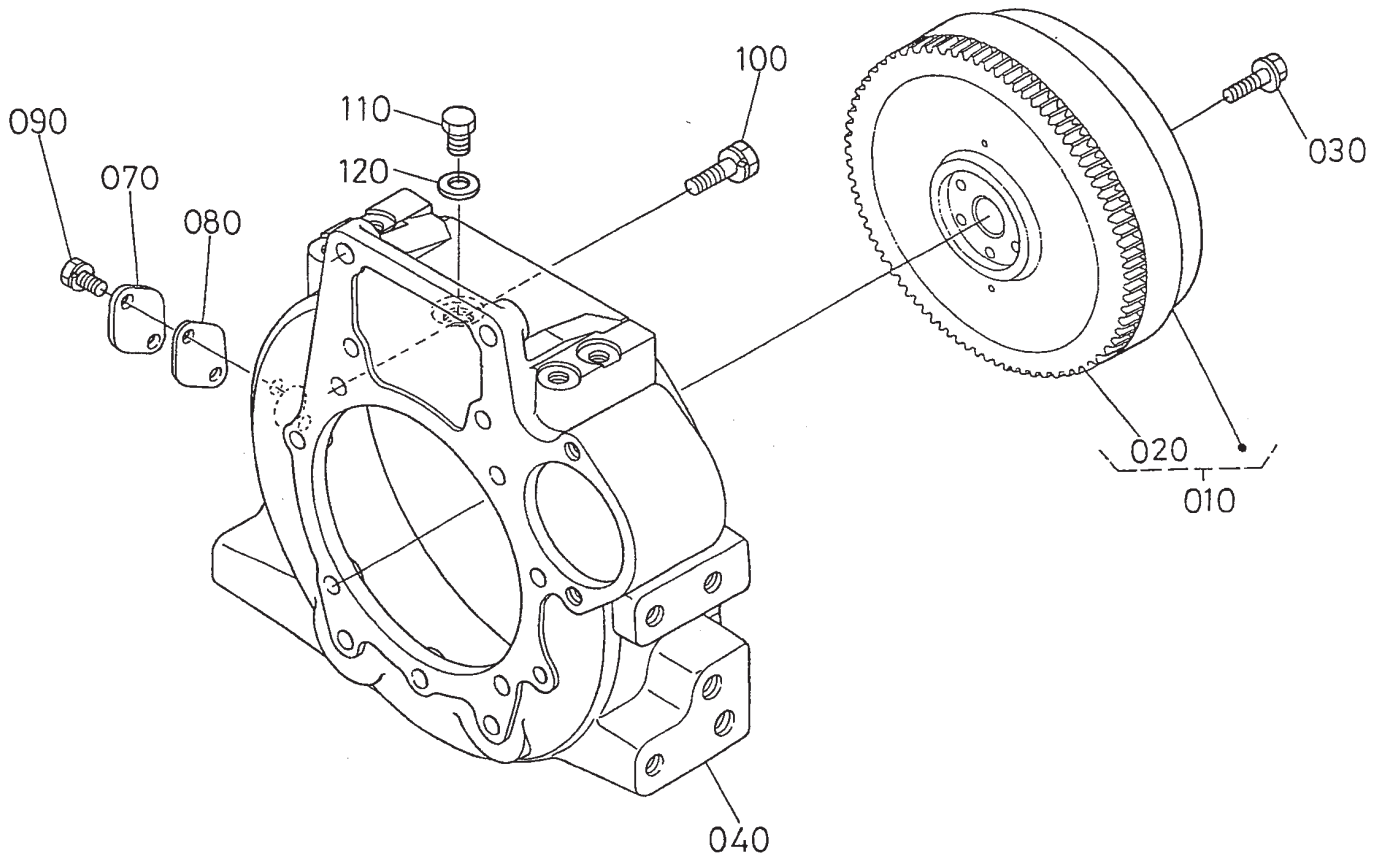


Sheet No.:51

Piston and Crankshaft Assembly

Ref. No.	Part No.	Qty.	Description
010	99-5435	1	Piston (.50mm)
010	100-9181	4	Piston-STD
020	100-9182	4	Piston Ring ASM (STD)
020	99-5436	1	Piston Ring ASM (0.50mm)
030	98-7464	4	Pin-Piston
040	98-7465	8	Clip-Pin, Piston
050	98-7466	4	Connecting Rod ASM
060	98-7467	4	Bushing-Pin, Piston
070	98-7468	8	Bolt-Rod, Connecting
080	98-7471	4	Metal-Crankpin (-0.40mm)
080	98-7470	4	Metal-Crankpin (-0.20mm)
080	98-7469	4	Metal-Crankpin (STD)
090	98-7472	1	Crankshaft-Complete
100	98-7473	4	Ball
110	98-7474	1	Sleeve-Crankshaft
120	98-7475	1	Gear-Crankshaft
130	98-7451	1	Key-Feather
140	98-7476	1	Slinger-Oil
150	98-7477	1	Collar-Crankshaft
160	98-7478	1	O-Ring
170	98-7479	1	Nut-Crankshaft

Ref. No.	Part No.	Qty.	Description
180	98-7483	1	Metal-Crankshaft (-0.40mm)
180	98-7482	1	Metal-Crankshaft (-0.20mm)
180	98-7481	1	Metal-Crankshaft (STD)
190	99-6863	4	Metal-Crankshaft (-0.40mm)
190	99-6862	4	Metal-Crankshaft (-0.20mm)
190	98-7484	4	Metal-Crankshaft (STD)
200	98-9415	2	Bearing-Thrust (0.4mm)
200	98-9414	2	Bearing-Thrust (0.2mm)
200	99-6864	2	Metal-Side (STD)
210	99-6869	2	Metal-Side, O/S (0.4mm)
210	98-9689	2	Bearing-Thrust (0.2mm)
210	99-6867	2	Metal-Side (STD)
220	98-7480	1	Seal-Oil

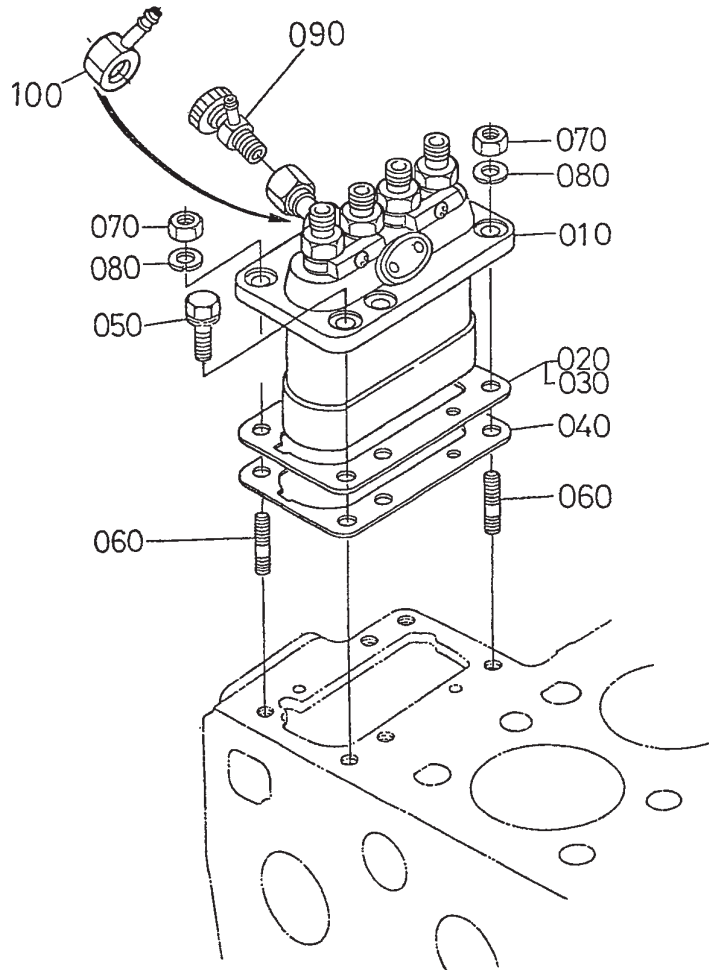


Sheet No.:52

Flywheel Assembly

Ref. No.	Part No.	Qty.	Description
010	98-7532	1	Flywheel
020	98-7560	1	Gear-Ring
030	98-7573	6	Bolt-Flywheel
040	98-7559	1	Housing-Flywheel
070	98-7883	1	Cover
080	98-7886	1	Gasket
090	105-4577	2	Bolt
100	98-7885	11	Bolt
110	98-7546	1	Plug
120	100-9194	1	Washer-Plain

Ref. No.	Part No.	Qty.	Description

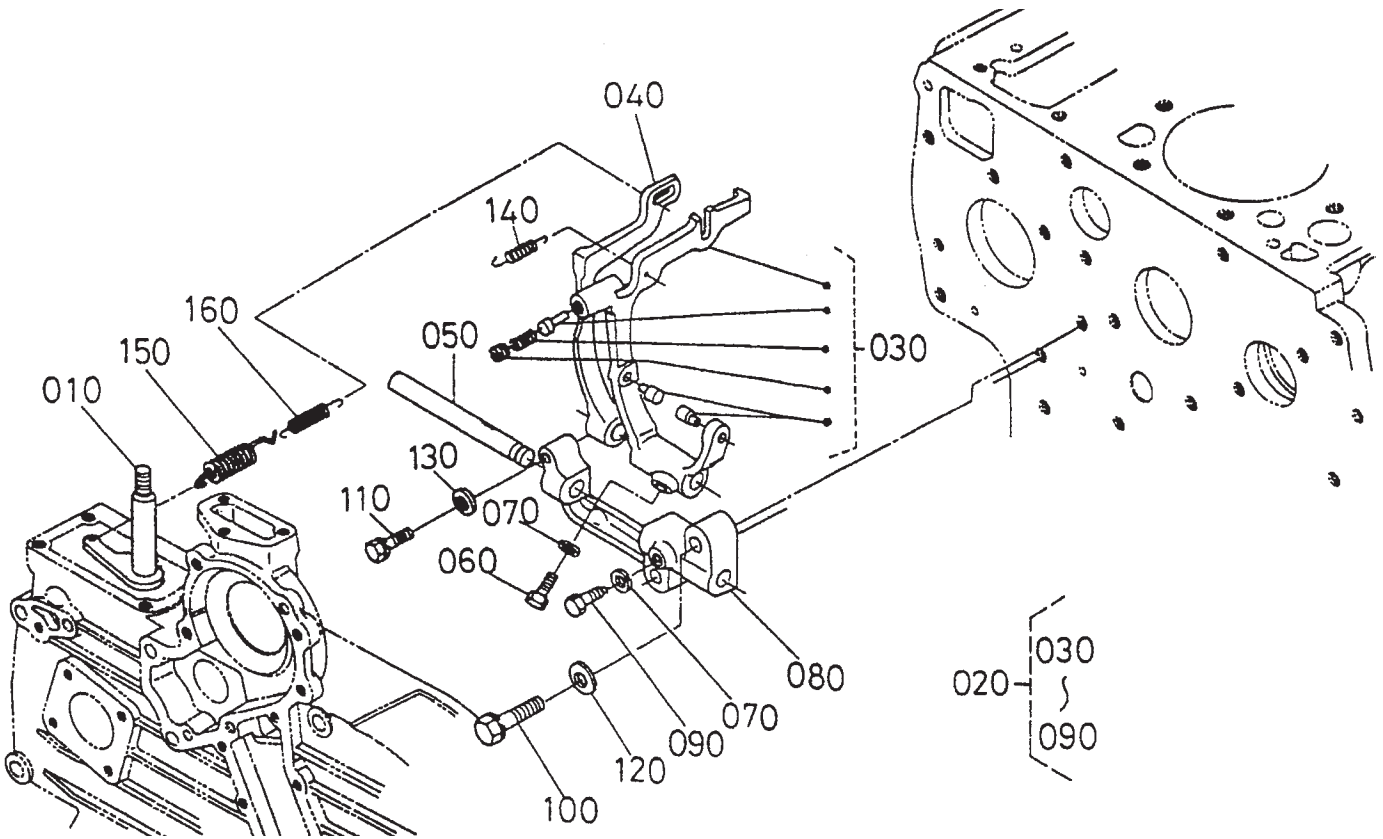


Sheet No.:55

Injection Pump Assembly

Ref. No.	Part No.	Qty.	Description
010	100-9201	1	Injection Pump ASM
020	98-7607	1	Shim
030	98-7608	1	Shim
040	98-7609	1	Shim-Pump, Injection
050	98-7610	4	Bolt
060	100-1558	2	Stud-Manifold, Exhaust
070	98-7534	2	Nut
080	99-8339	2	Washer-Spring
090	100-9202	1	Jet Start Cock ASM
100	98-7617	1	Joint

Ref. No.	Part No.	Qty.	Description

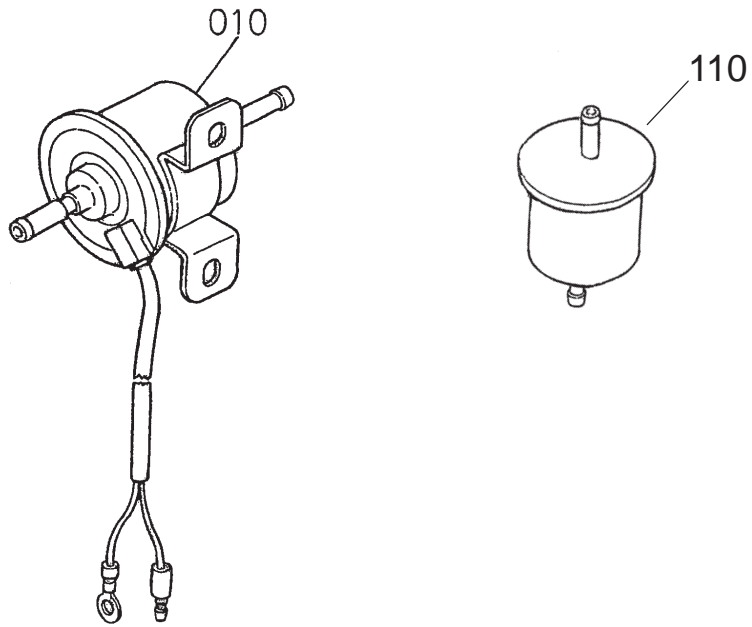


Sheet No.:57

Governor Assembly

Ref. No.	Part No.	Qty.	Description
010	98-7638	1	Lever-Governor
020	100-9204	1	Lever-Fork
030	100-9205	1	Lever-Fork
040	100-9206	1	Lever-Fork
050	98-7640	1	Shaft-Lever, Fork
060	98-7641	1	Bolt-Shaft, Lever
070	98-7699	2	Washer-Spring
080	98-7643	1	Holder-Lever, Fork
090	98-7644	1	Bolt
100	98-7645	2	Bolt
110	98-7646	1	Bolt
120	98-7536	2	Washer-Plain
130	98-7648	1	Washer-Plain
140	100-9207	1	Spring-Start
150	100-9208	1	Spring-Governor
160	98-7651	1	Spring-Governor

Ref. No.	Part No.	Qty.	Description

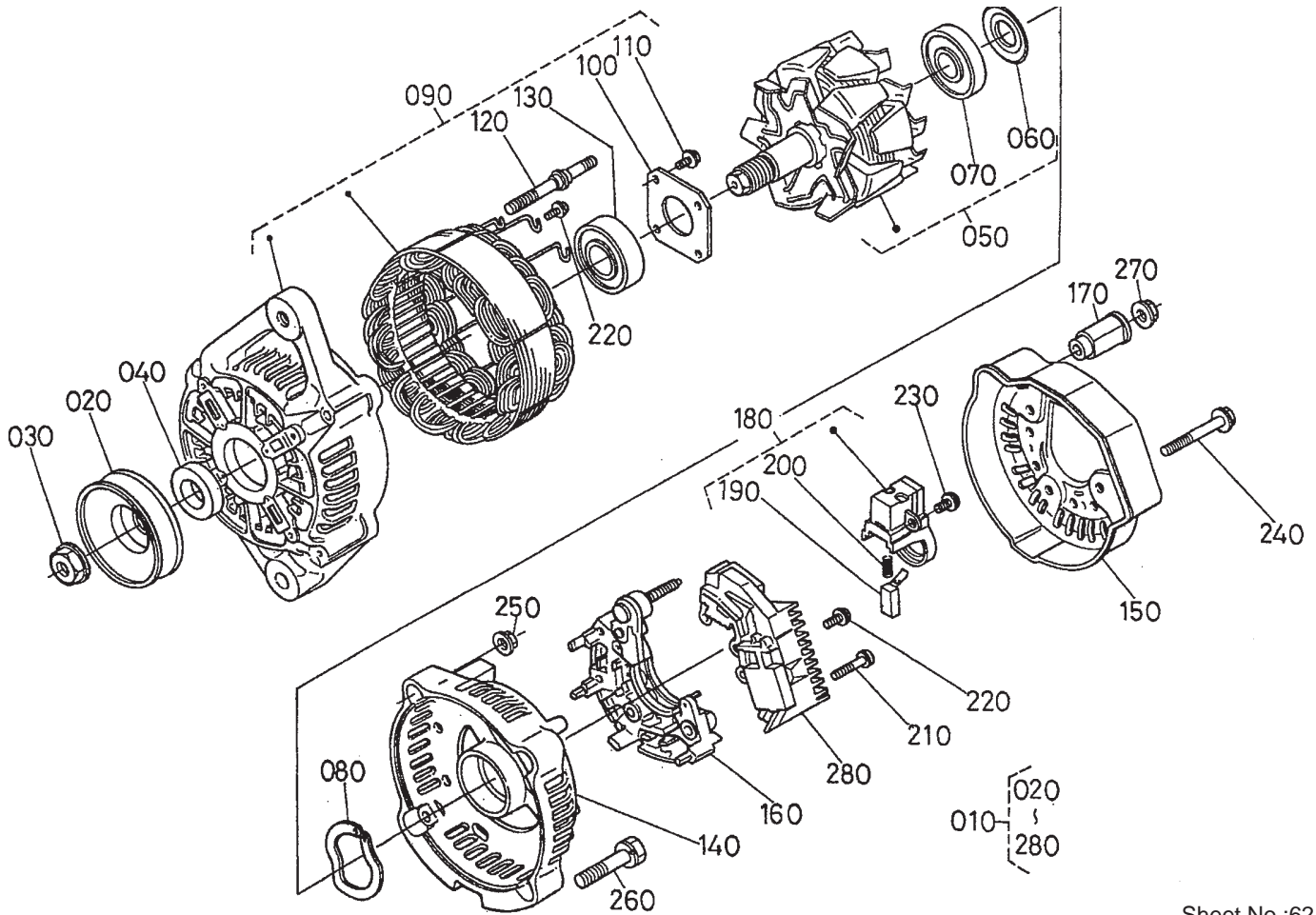


Sheet No.:60

Fuel Filter

Ref. No.	Part No.	Qty.	Description
010	104-5215	1	Pump-Fuel, Electric
110	98-7612	1	Filter-Fuel

Ref. No.	Part No.	Qty.	Description
----------	----------	------	-------------

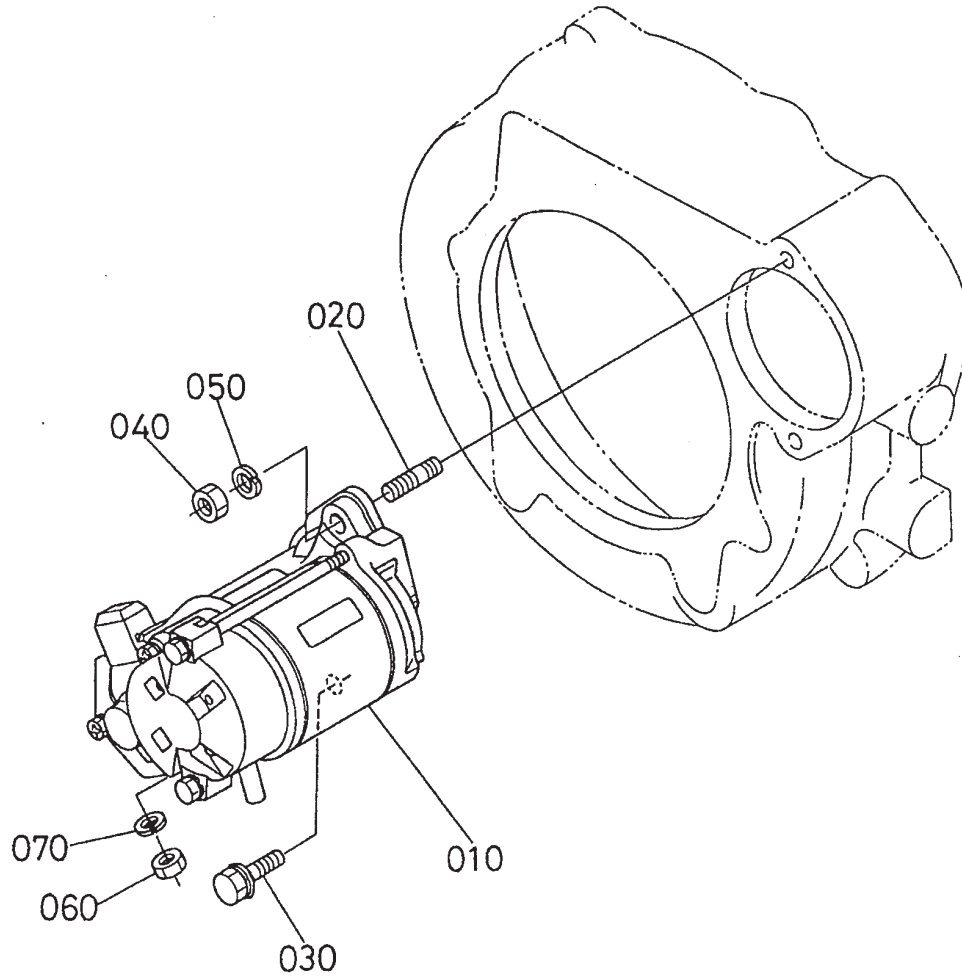


Sheet No.:62

Alternator Component Parts Assembly

Ref. No.	Part No.	Qty.	Description
010	98-7693	1	Alternator ASM
020	98-7707	1	Pulley-Alternator
030	98-7708	1	Nut
040	98-7709	1	Collar
050	98-7710	1	Rotor
060	98-7711	1	Cover-Bearing
070	98-7712	1	Bearing-Ball
080	98-7713	1	Washer-Thrust
090	98-7714	1	Frame-End, Drive
100	98-7715	1	Plate-Retainer
110	98-7716	4	Screw-Head, Round
120	98-7717	2	Bolt-Through
130	98-7718	1	Bearing-Ball
140	98-7719	1	Frame-End
150	98-7720	1	Cover-End
160	98-7721	1	Rectifier ASM
170	98-7722	1	Bushing-Insulation
180	98-7723	1	Holder-Brush
190	98-7724	2	Brush
200	98-7725	2	Spring-Brush
210	98-7726	2	Screw-Head, Round
220	98-7727	6	Screw-Head, Round
230	98-7728	1	Screw-Head, Round
240	98-7729	3	Bolt
250	98-7730	2	Nut
260	98-7731	2	Bolt

Ref. No.	Part No.	Qty.	Description
270	98-7732	1	Nut
280	98-7733	1	Regulator ASM

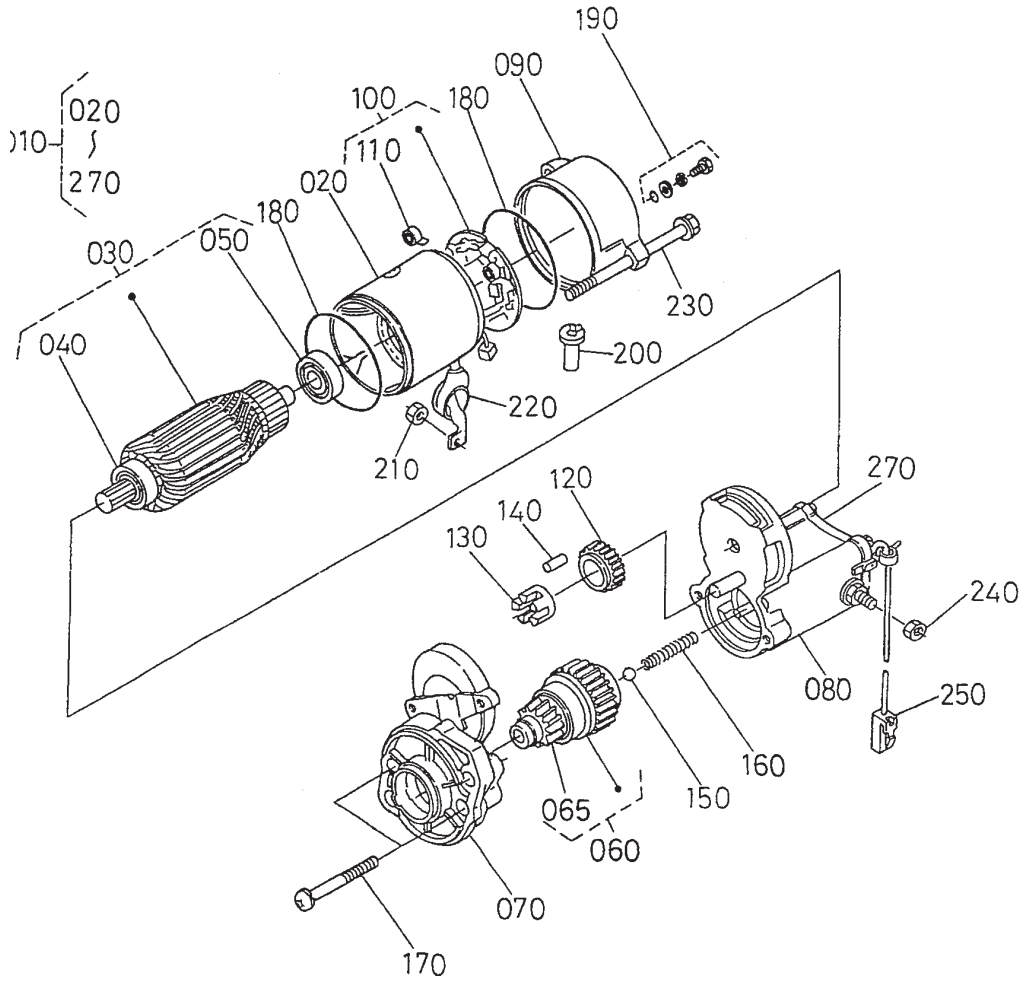


Sheet No.:63

Starter Assembly

Ref. No.	Part No.	Qty.	Description
010	100-9237	1	Starter ASM
020	98-7735	1	Stud
030	98-7736	1	Bolt
040	98-7737	1	Nut
050	98-9368	1	Washer-Spring
060	98-7739	1	Nut
070	99-8339	1	Washer-Spring

Ref. No.	Part No.	Qty.	Description

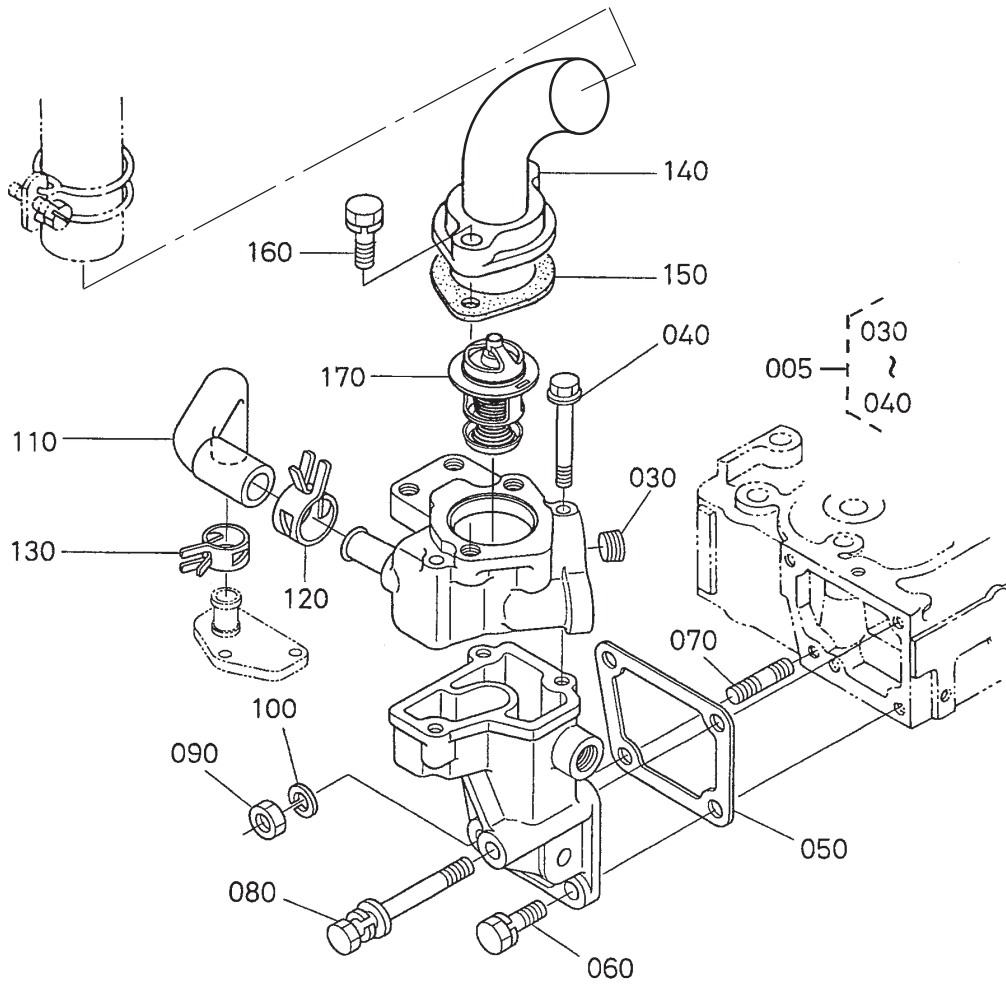


Sheet No.:64

Starter Component Parts Assembly

Ref. No.	Part No.	Qty.	Description
010	100-9237	1	Starter ASM
020	104-8608	1	Yoke ASM
030	98-7742	1	Armature ASM
040	98-7744	1	Bearing
050	98-7743	1	Bearing
060	98-7745	1	Clutch-Running, Over
065	105-2887	1	Pinion-Bevel
070	98-7746	1	Frame-End, Drive
080	100-9239	1	Magnetic Switch ASM
090	98-7748	1	Frame-End
100	98-7749	1	Brush Holder ASM
110	98-7750	4	Spring-Brush
120	98-7751	1	Gear
130	98-7752	1	Retainer
140	98-7753	5	Roller
150	98-7755	1	Ball
160	98-7754	1	Spring
170	98-7756	2	Bolt
180	98-7757	2	O-Ring
190	98-7758	2	Bolt ASM
200	98-7759	1	Pipe-Drain
210	105-2873	1	Nut
220	99-8375	1	Cover
230	100-9240	2	Bolt
240	99-8376	1	Nut-Hex

Ref. No.	Part No.	Qty.	Description
250	98-9711	1	Cord-Solenoid, Stop
270	105-2886	1	Cover ASM

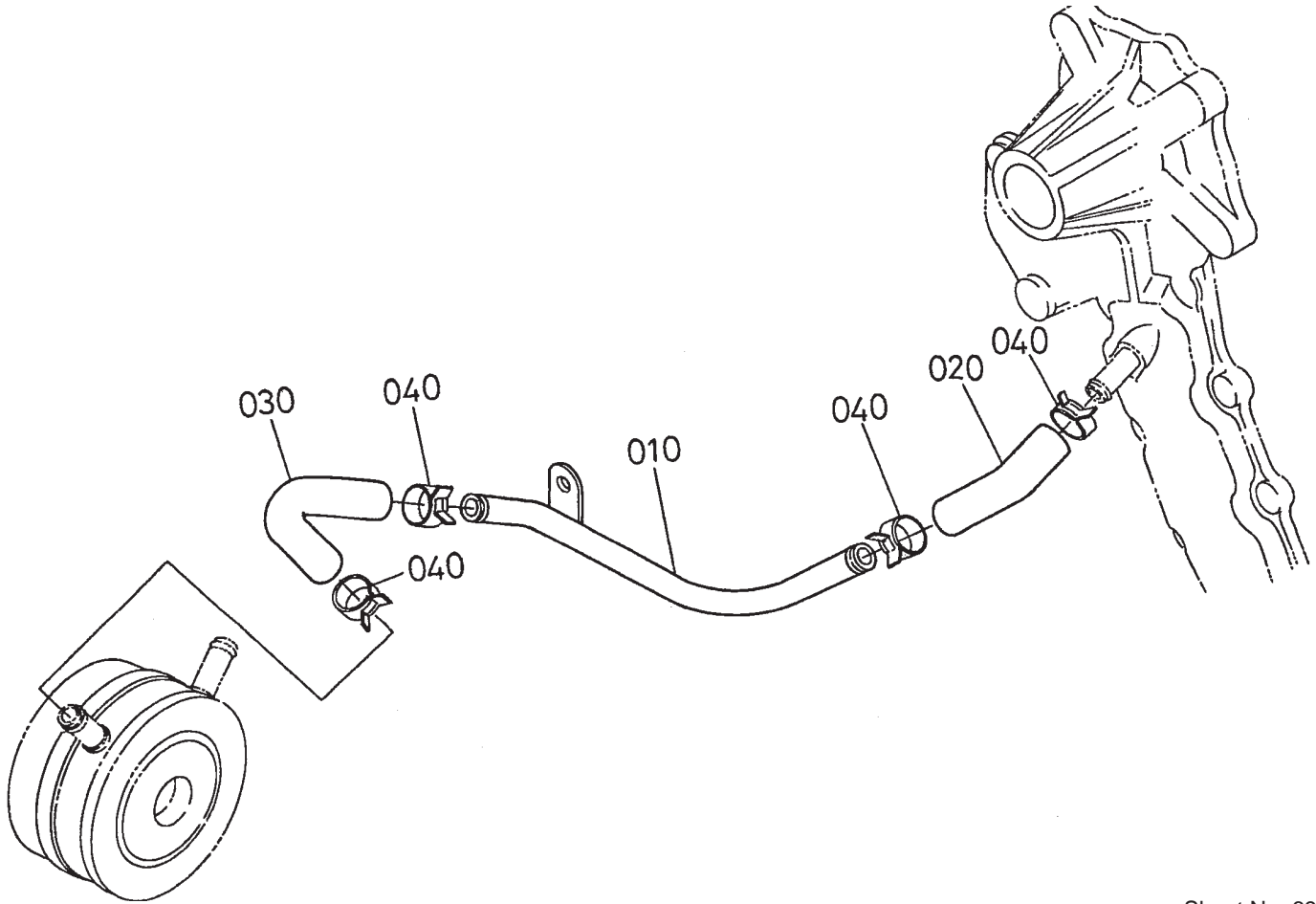


Sheet No.:66

Water Flange and Thermostat Assembly

Ref. No.	Part No.	Qty.	Description
005	105-4578	1	Water Flange ASM
030	105-2874	2	Plug
040	105-2875	3	Bolt-Flange
050	98-7767	1	Gasket-Flange, Water
060	98-7610	2	Bolt
070	100-1558	1	Stud-Manifold, Exhaust
080	105-2877	1	Bolt
090	98-7534	1	Nut
100	99-8339	1	Washer-Spring
110	105-2878	1	Pipe-Return, Water
120	98-9714	1	Clamp-Hose
130	105-2879	1	Clamp-Hose
140	100-9244	1	Cover-Thermostat
150	105-2880	1	Gasket-Cover, Thermostat
160	98-7777	2	Bolt
170	105-2881	1	Thermostat ASM

Ref. No.	Part No.	Qty.	Description

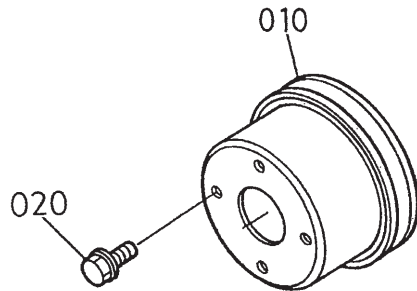


Sheet No.:69

Water Pipe Assembly

Ref. No.	Part No.	Qty.	Description
010	100-9278	1	Pipe-Water
020	100-9279	1	Pipe-Water
030	100-9280	1	Pipe-Cooler, Oil
040	98-9579	4	Band-Pipe

Ref. No.	Part No.	Qty.	Description

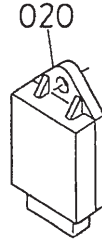
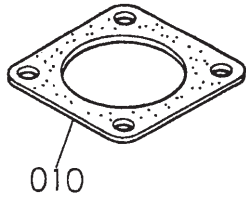


Sheet No.:70

Fan Assembly

Ref. No.	Part No.	Qty.	Description
010	98-7702	1	Pulley-Fan
020	99-8363	4	Bolt-Flange

Ref. No.	Part No.	Qty.	Description

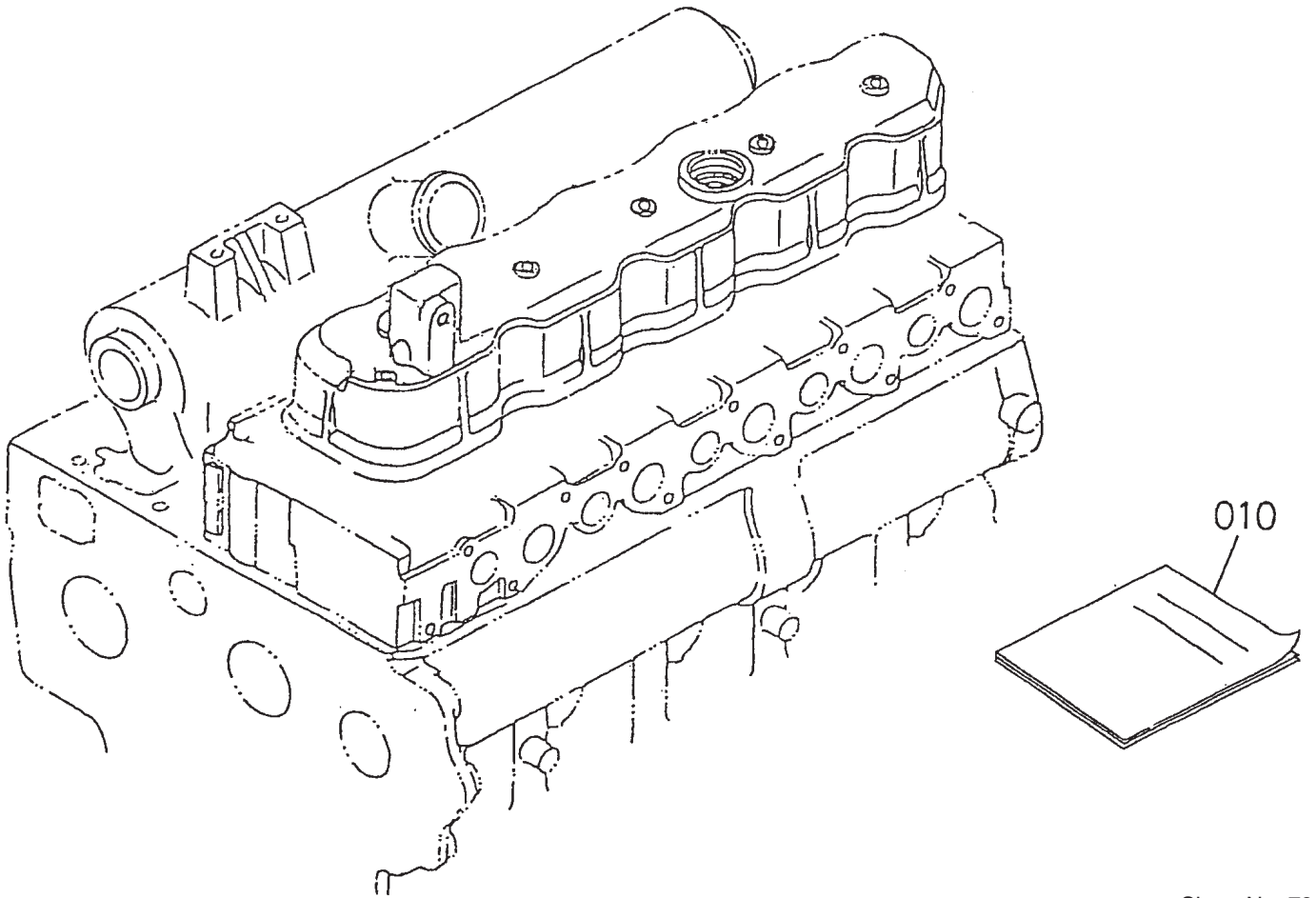


Sheet No.:77

Muffler Gasket and Glow Controller

Ref. No.	Part No.	Qty.	Description
010	100-9333	1	Gasket-Muffler
020	98-7611	1	Controller-Glow

Ref. No.	Part No.	Qty.	Description
----------	----------	------	-------------

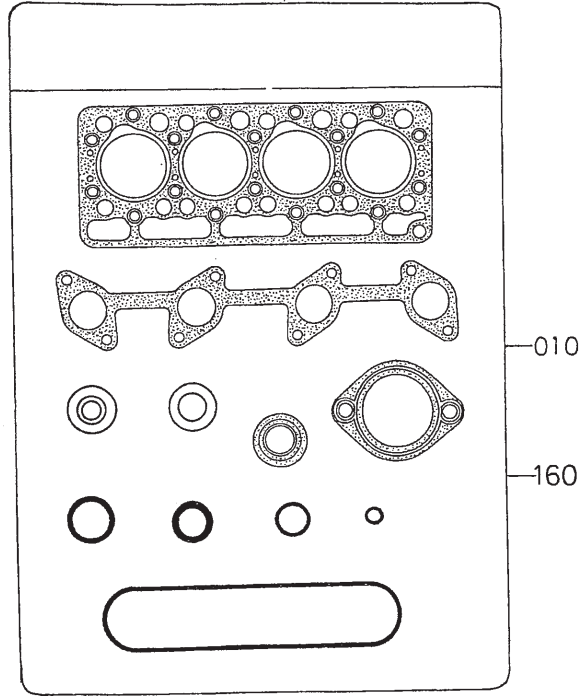


Sheet No.:78

Operators Manual

Ref. No.	Part No.	Qty.	Description
010	100-9335	1	Manual-Instruction

Ref. No.	Part No.	Qty.	Description



Sheet No.:79

Gasket Kit

Ref. No.	Part No.	Qty.	Description
010	100-9337	1	Kit-Gasket, Upper
160	98-7888	1	Kit-Gasket, Lower

Ref. No.	Part No.	Qty.	Description

