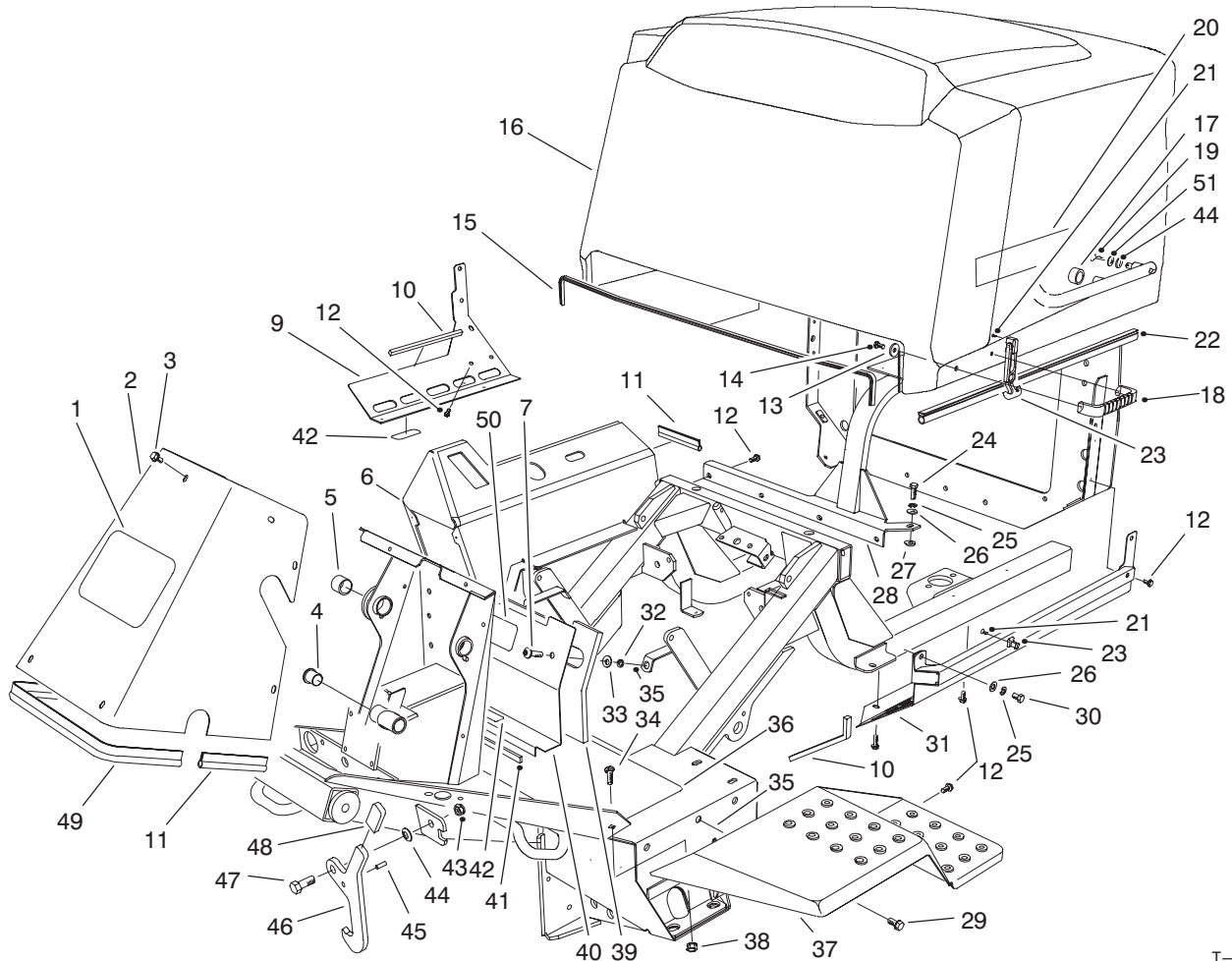


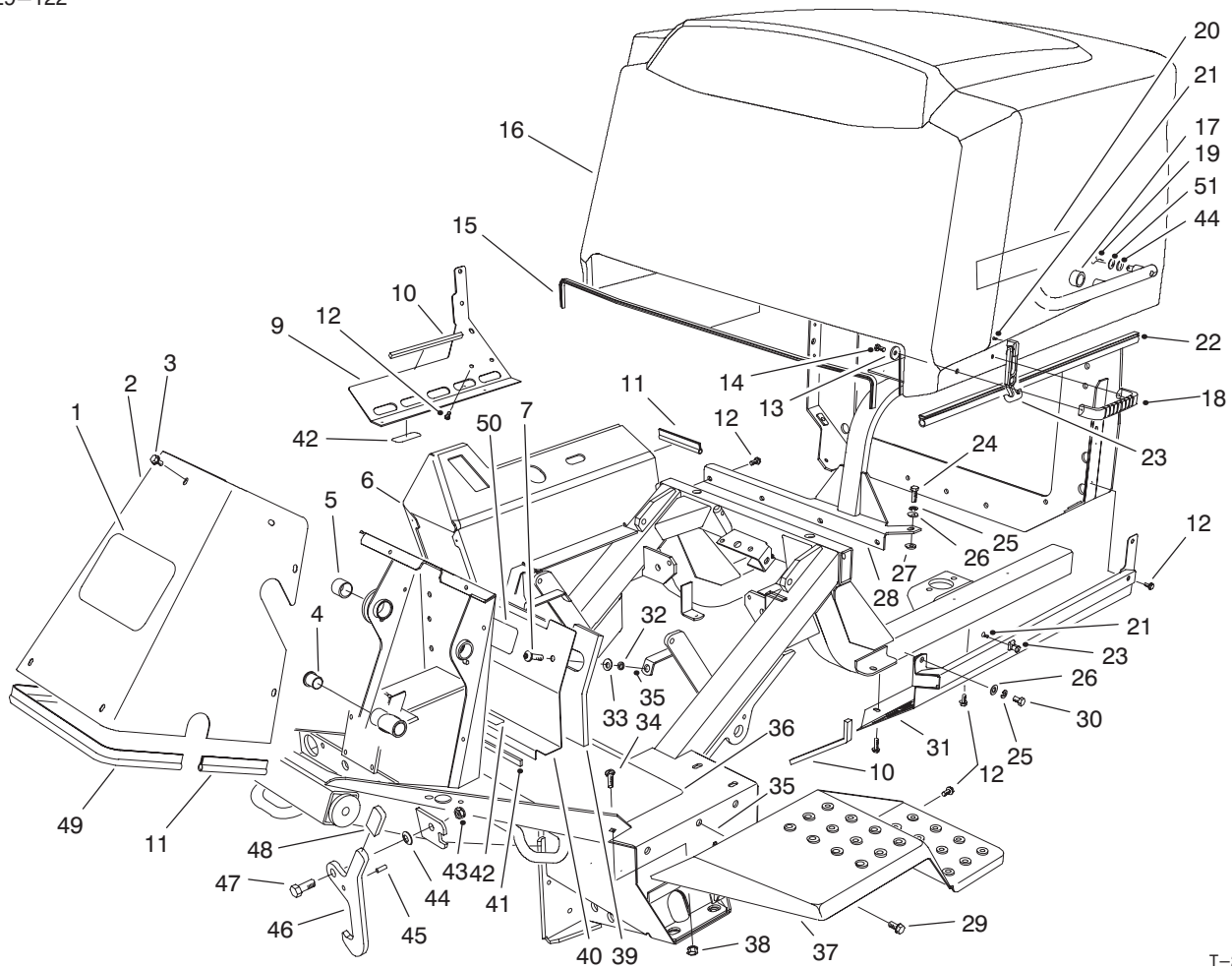

MODEL NO. 30450-90001 & UP
MODEL NO. 30455-90001 & UP
PARTS
CATALOG
GROUNDMASTER® 455D
TRACTION UNIT WITH CUTTING DECK


T-2667-1

FRAME AND BODY ASSEMBLY

Ref. No.	Part No.	Description	No. Used
1	62-7400	Decal - TORO	1
2	76-9700	Cover - Tower	1
3	46-6810	Screw - Hex. Washer Hd.	9
4	256-10	Bushing - Flange	2
5	256-237	Bushing - Sleeve	1
6	84-1080	Frame Assembly (Incl. Ref # 4, 5 & 35)	1
7	3250-36	Screw - Phillips Pan Hd.	2
9	94-5601	Support - Tank, Lower	1
10	68-7573	Seal - Shroud	2
11	76-6360	Strip - Seal	2
12	32144-11	Screw - Hex. Washer Hd.	17
13	3256-78	Washer - Flat	2
14	46-8091	Screw - Hex. Washer Hd.	2
15	94-5618	Trim - Fire Wall	1
16	93-7798	Hood (Incl. Ref. #15, 20 & 22)	1

Ref. No.	Part No.	Description	No. Used
17	94-5613	Stop - Rubber	2
18	65-5100	Handle - Hood	1
19	3290-467	Pin - Cotter, Hair	2
20	84-1460	Decal - GM 455D	2
21	3290-359	Screw - Round Hd.	3
22	94-5617	Seal - Strip, Hood	2
23	94-5626	Latch - Draw	1
24	323-6	Screw - Cap Hex. Hd.	1
25	3253-21	Washer - Lock	2
26	3256-24	Washer - Flat	2
27	80-7730	Spacer	1
28	93-7236	Air Cleaner Support Asm	1
29	74-4090	Tread - Foot Rest	1
30	323-4	Screw - Cap Hex. Hd.	1
31	94-5609	Cover Asm - Hood, Lower	1
32	32151-72	Ring - Retaining	2
33	3256-3	Washer - Flat	2

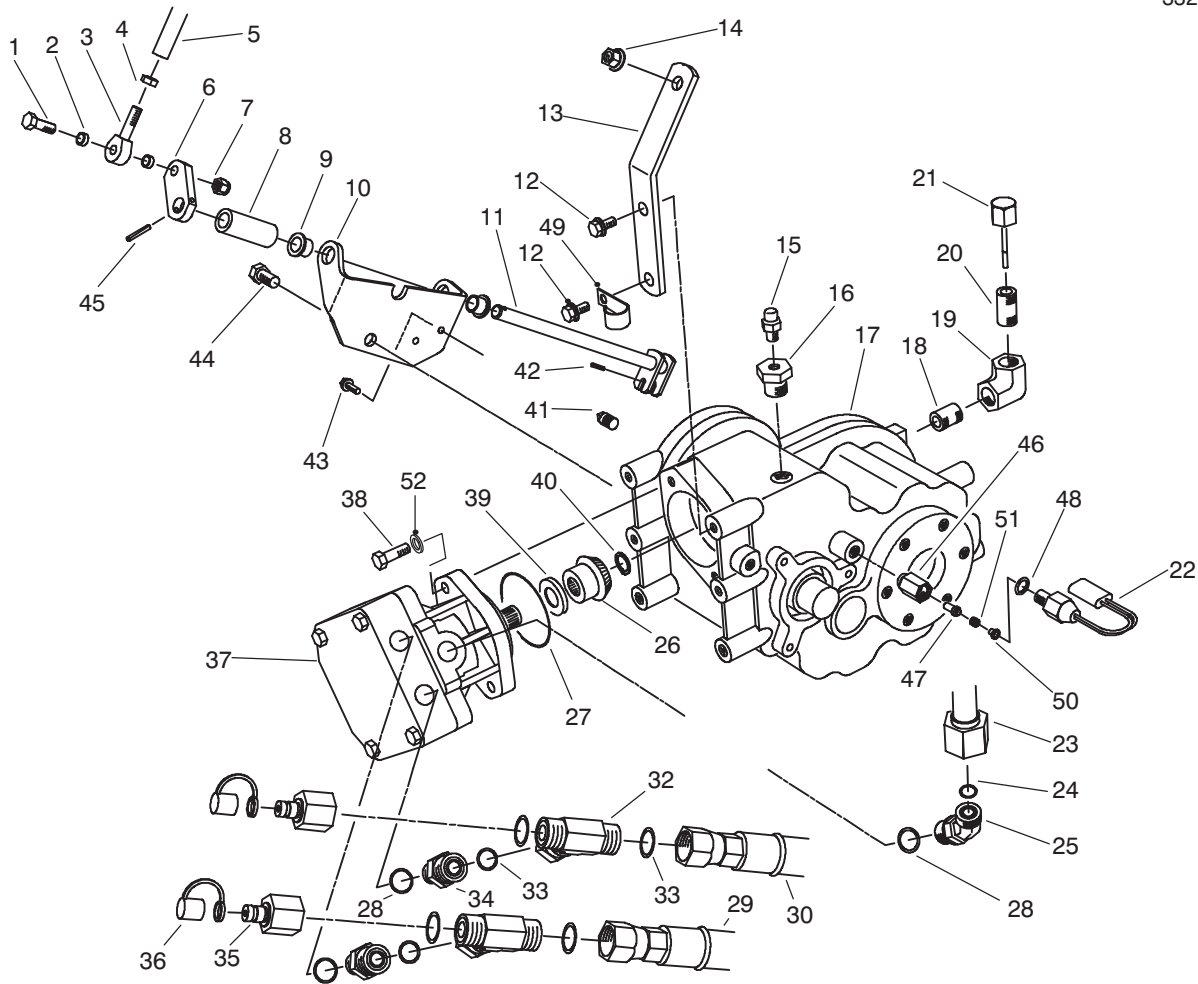


T-2667-1

FRAME AND BODY ASSEMBLY (Continued)

Ref. No.	Part No.	Description	No. Used	Ref. No.	Part No.	Description	No. Used
34	3231-22	Bolt - Carriage	2	43	3296-25	Nut - Lock	2
35	32148-10	Insert - Threaded	10	44	3290-483	Washer - Belleville	4
36	3234-12	Screw - Hex. Washer Hd.	7	45	32121-11	Pin - Roll	2
37	76-9300	Fender L.H.	1	46	84-1490	Latch - Lockup	2
*	76-9340	Fender R.H.	1	47	325-5	Screw - Cap Hex. Hd.	2
38	3290-357	Nut - Flange	2	48	48-7081	Sleeve	2
39	88-1310	Foam - Cover	1	49	76-6361	Strip - Seal	1
40	88-1300	Cover - Seat Front	1	50	93-9426	Decal - Danger	1
41	76-6380	Strip - Seal Access Panel	1	51	83-1470	Washer - Neoprene	2
42	70-2560	Decal - Oil (Model No. 30450) (Model No. 30455)	1 2				

*Not Illustrated

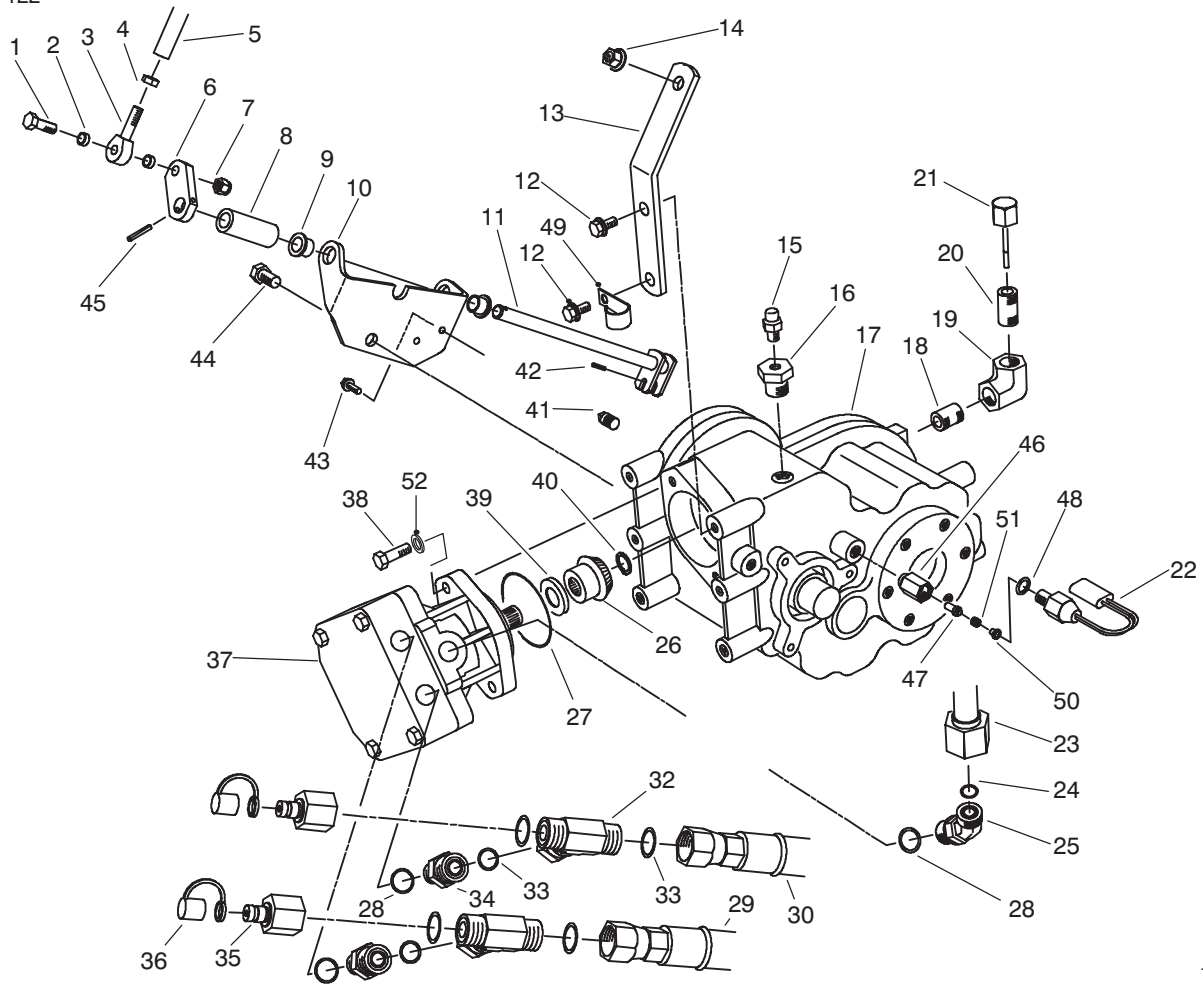


T-1506-1

FRONT TRANSAXLE INSTALLATION ASSEMBLY

Ref. No.	Part No.	Description	No. Used	Ref. No.	Part No.	Description	No. Used
1	323-9	Screw - Cap Hex. Hd.	1	26		Pinion - Spiral	1
2	76-9100	Spacer	2	27	237-167	O-Ring	1
3	2411-36	Rod - End	1	28	237-79	O-Ring	3
4	3220-3	Nut - Jam	1	29	92-5830	Asm. - Hose, Traction L.H.	1
5	84-0690	Rod - Shift	1	30	92-5841	Hose, Traction R.H. (2WD)	1
6	77-4260	Link - Shift	1	*	92-7765	Asm. - Tube (4WD)	1
7	3296-59	Nut - Lock	1	32	340-167	Fitting - Hydraulic	
8	86-5420	Spacer - Rod, Shift	1			(Incl. Ref. #33)	2
9	3-1506	Bushing - Flange	2	33	237-65	O-Ring	6
10	84-1610	Support - Rod, Shift	1	34	340-155	Fitting - Hydraulic	
11	84-0700	Rod - Shift	1			(Incl. Ref. #28 & 33)	2
12	3234-12	Screw - Hex. Flange Hd.	2	35	86-5860	Nipple	2
13	84-1600	Bracket - Support, Trans.	1	36	353-947	Cap - Fitting	2
14	3290-357	Nut - Flange Head	1	37	92-2556	Motor - Fixed Displacement	1
15	302-14	Plug - Vent	1	38	323-7	Screw - Cap Hex. Hd.	2
16	2812-11	Bushing - Reducer	1	39	82-5380	Shim - Pinion .045	1
17	99-7566	Transaxle - 2 Speed (Incl. Ref. No.26 & 41)	1	*	82-5390	Shim - Pinion .038	1
18	289-50	Nipple - Pipe	1	*	82-5400	Shim - Pinion .052	1
19	2813-14	Elbow - Pipe 90°	1	40	32151-62	Ring - Retaining	1
20	289-44	Nipple - Pipe	1	41	76-6040	Plug - Pipe (Supplied with transaxle)	1
21	27-3710	Dipstick	1	42	32121-24	Pin - Roll	1
22	72-4320	Switch - Ball	1	43	3234-4	Screw - Cap Hex. Hd.	2
23	86-5750	Asm. - Tube, Drain	1	44	325-2	Screw - Cap Hex. Hd.	1
24	237-30	O-Ring	1	45	32121-6	Pin - Roll	1
25	340-101	Fitting - Hydraulic (Incl. Ref. #24 & 28)	1	46	92-1364	Guide - Switch, Pin	1
				47	92-1365	Plunger - Switch	1

*Not Illustrated



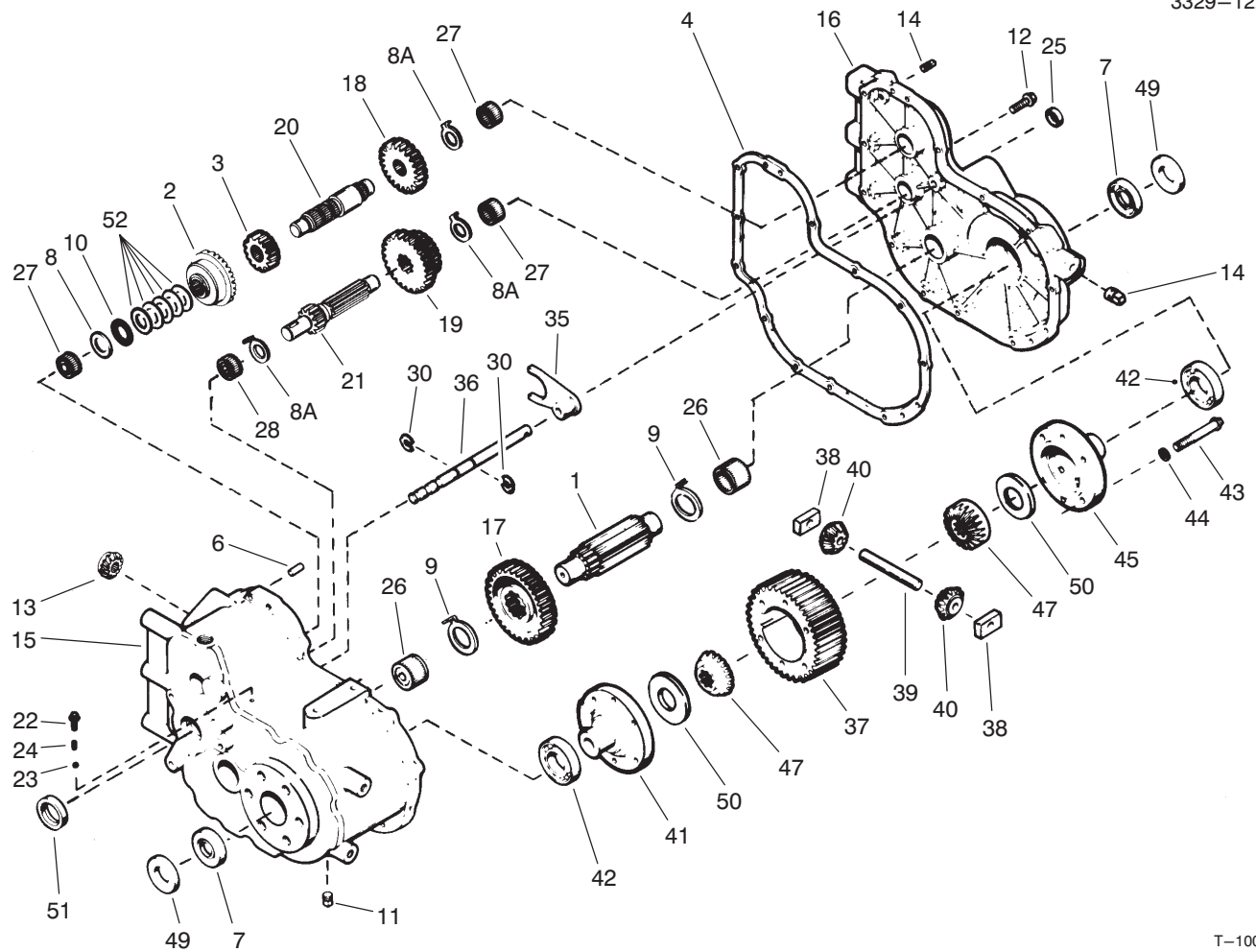
T-1506-1

FRONT TRANSAXLE INSTALLATION ASSEMBLY (Cont.)

Ref. No.	Part No.	Description	No. Used
48	237-42	O-Ring	1
49	2412-150	Clip - J	1
50	43-8610	Guide - Spring & Ball	1

Ref. No.	Part No.	Description	No. Used
51	92-1366	Spring - Compression	1
52	3256-24	Washer - Flat	2

*Not Illustrated



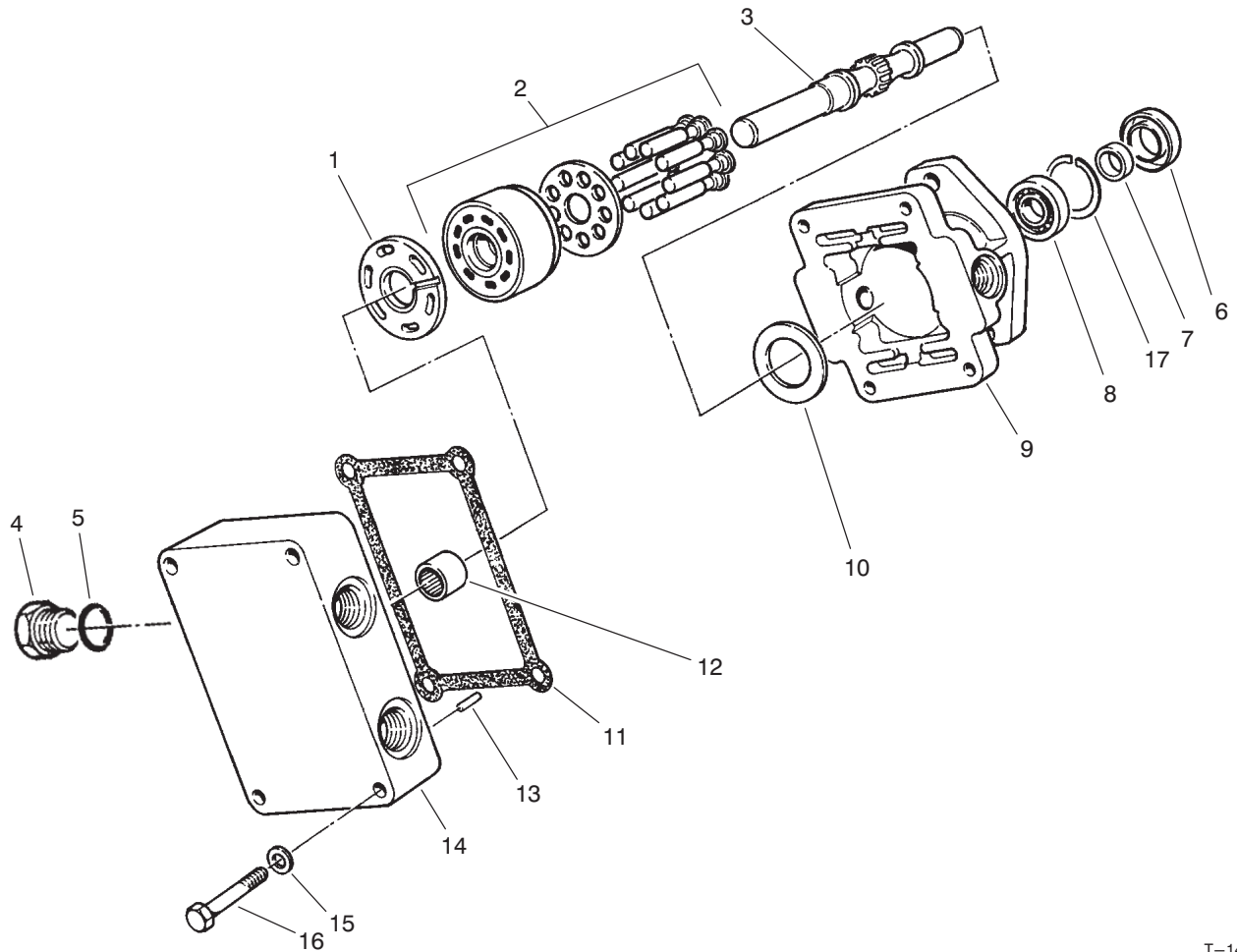
T-1008-1

TRANSAXLE ASSEMBLY NO. 99-7566

Ref. No.	Part No.	Description	No. Used	Ref. No.	Part No.	Description	No. Used
1	76-5610	Pinion - Output	1	27	76-5870	Bearing - Needle	3
2		Gear - Spiral Bevel	1	28	92-0640	Bearing - Needle	1
3	76-5630	Gear - Spur	1	30	76-5890	Ring - Retaining	2
4	76-5640	Gasket	1	35	76-5900	Fork - Shift	1
6	76-5660	Pin-Dowel	2	36	92-0647	Rod - Shift (High-Low)	1
7	76-5670	Seal-Oil	2	†37		Gear - Ring	1
8	76-5680	Washer - Thrust	1	†38		Block - Drive	4
8A	76-5650	Washer - Thrust	3	†39		Pin - Drive	2
9	76-5690	Washer - Thrust	2	†40		Pinion - Bevel	4
10	76-5700	Bearing-Thrust	1	41	76-5960	Carrier (Incl. Ref. #50)	1
11	76-5710	Plug-Magnetic - Drain	1	42	92-0646	Bearing - Ball	2
12	76-5720	Screw - Hex Hd.	13	43	76-5980	Screw - Hex Flanged Hd.	6
13		Pinion - Spiral Bevel	1	44	3253-21	Washer - Lock	6
14	76-6040	Plug - Pipe	2	45	76-5990	Carrier - Differential	1
15	92-0639	Case Assembly (Incl. Ref. #26-28)	1	†47		Gear - Bevel	2
16	76-5760	Cover Assembly (Incl. Ref. #26-27)	1	49	76-6010	Spacer	2
17	92-0642	Gear - Output	1	†50		Washer - Thrust	2
18	76-5780	Gear - Spur	1	51	76-6030	Seal - Oil	1
19	92-0644	Gear - Cluster	1	52	76-5680	Shim - Orange .126/.123	A/R
20	92-0641	Shaft - Counter	1	*	76-5740	Shim - Lt. Grn. .123/.120	A/R
21	92-0645	Shaft & Gear - Shifter	1	*	84-0090	Shim - Lt. Blue .120/.117	A/R
22	76-5820	Screw - Hex Flanged Hd.	1	*	84-0130	Shim - Pink .129/.126	A/R
23	76-5830	Ball - Steel	1	*	84-0140	Shim - Black .132/.129	A/R
24	76-5840	Spring - Shifter Fork	1	*	84-0080	Spiral Gear Set (Matched) (Incl. Ref. #2 & 13)	1
25	76-5850	Seal - Oil	1	*	99-7567	Differential Assembly (Incl. Ref. #37-47 & 50)	1
26	76-5860	Bearing - Needle	2				

*Not Illustrated

†Not Serviced Separately

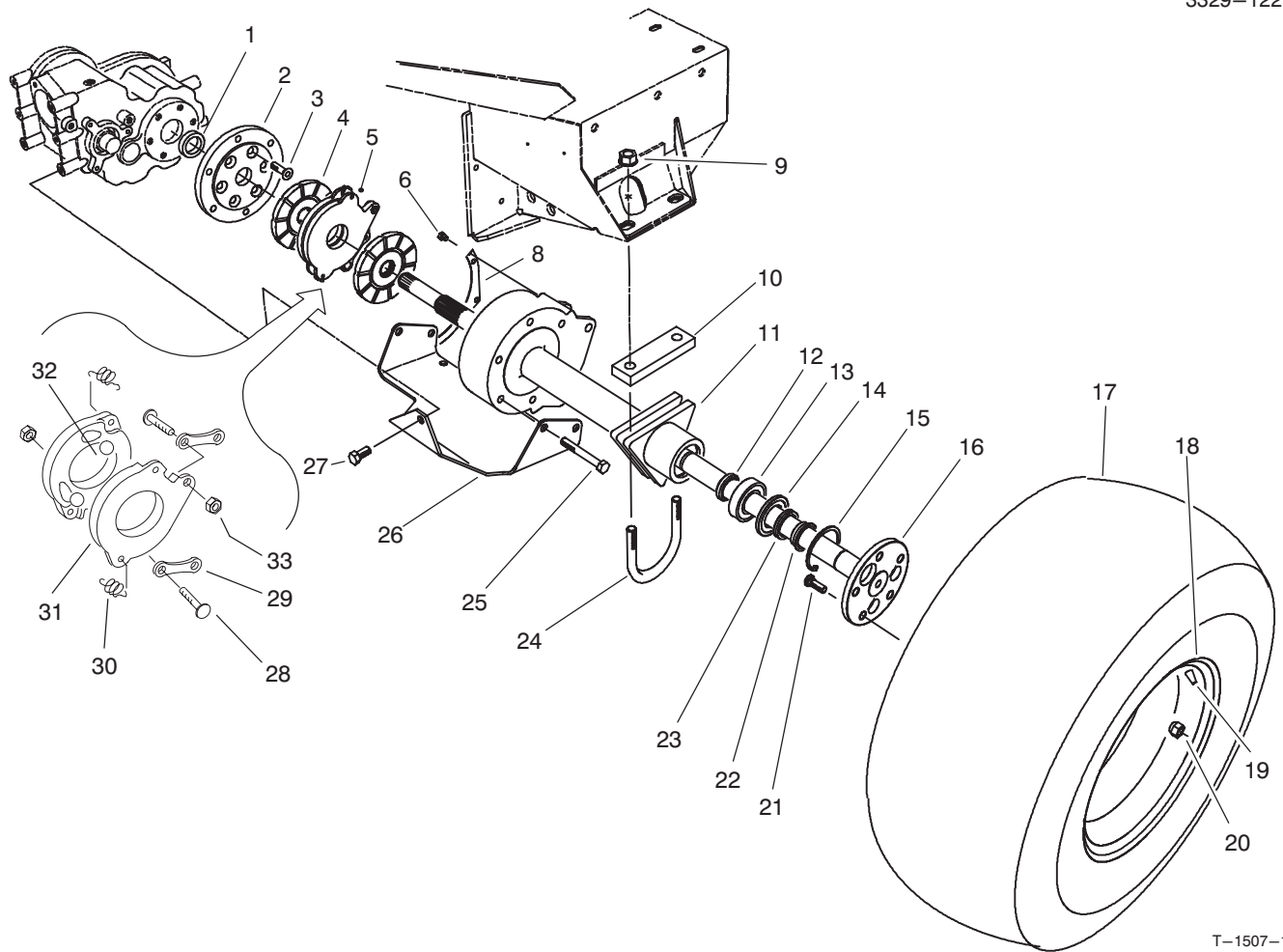


T-1493-1

HYDRAULIC MOTOR NO. 92-2556

Ref. No.	Part No.	Description	No. Used
1	28-3380	Plate - Valve	1
2	48-1800	Cylinder Block Kit	1
3	92-0636	Shaft Assembly (Incl. Ref. #7 & 8)	1
4	92-2571	Plug	2
5	237-65	Seal - O-Ring	2
6	74-9480	Seal - Lip	1
7		Sleeve	1
8		Bearing - Roller	1
9	82-4990	Housing - Fixed	1

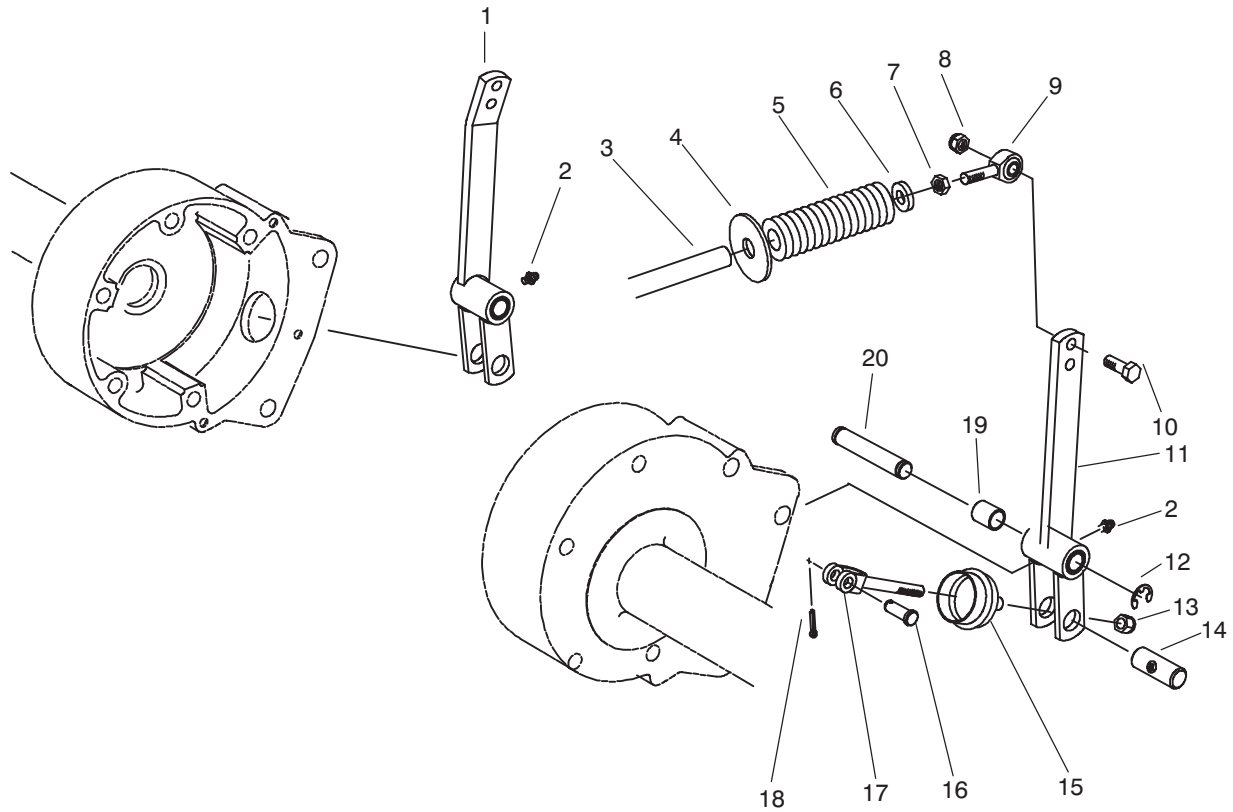
Ref. No.	Part No.	Description	No. Used
10	25-2380	Plate - Thrust	1
11	67-9100	Gasket	1
12	77-3640	Bearing	1
13	25-2430	Pin - Straight	1
14	92-2572	End Cap Assembly (Incl. Ref. #12)	1
15	74-9510	Washer - Flat	1
16	74-9500	Screw - Cap Hex. Hd.	4
17	82-4970	Ring - Retaining	1



T-1507-1

FRONT AXLE ASSEMBLY

Ref. No.	Part No.	Description	No. Used	Ref. No.	Part No.	Description	No. Used
1	76-6010	Spacer - Transaxle (Supplied with transaxle)	2	17	86-5900	Tire	2
2	76-4240	Plate - Adapter	2	18	217-124	Rim	2
3	3274-87	Screw - Flat Hd. Socket	12	19	232-27	Stem - Valve	2
4	74-3640	Disc - Brake	4	20	23-7270	Nut - Wheel	10
5	74-3630	Actuator - Brake (Incl. Ref. #28-33)	2	21	242-34	Stud - Axle	10
6	3234-30	Screw - Hex. Hd. Flange	6	22	92-9706	Spacer - Axle Shaft	2
8	76-8300	Cover - Housing, Axle	2	23	92-9712	Seal - V-Ring	2
9	32128-50	Nut - Lock, Flange Hd.	4	24	84-1590	U-Bolt	2
10	84-1620	Plate - Support, Axle	2	25	325-15	Screw - Cap Hex. Hd.	10
11	92-9704	Housing - Axle	2	26	86-5430	Plate - Skid	1
12	92-9708	Collar - Bearing	2	27	325-4	Screw - Cap Hex. Hd.	1
13	92-9710	Bearing - Ball	2	28	92-7774	Stud	4
14	92-9709	Spacer - Bearing	2	29	92-7775	Link	4
15	32151-76	Ring - Retaining	2	30	92-7776	Spring - Extension	4
16	92-9714	Axle Assembly (Incl. Ref. #12-15 & 21-23)	2	31	92-7777	Disc - Actuating	4
				32	92-7773	Ball	6
				33	69-9940	Nut - Jam	4

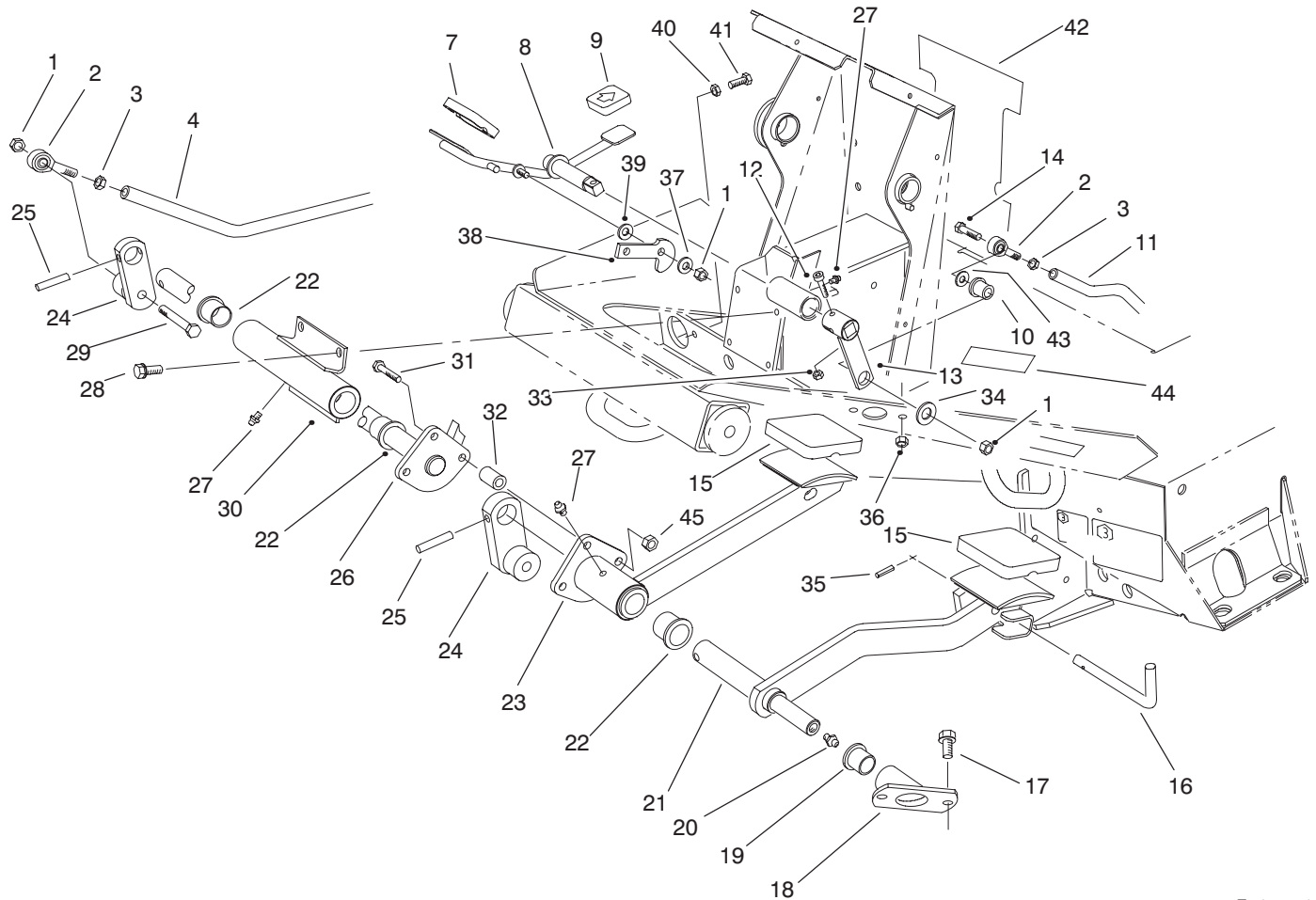


T-1491-1

BRAKE LINKAGE ASSEMBLY

Ref. No.	Part No.	Description	No. Used
1	84-0940	Asm. - Brake Linkage Arm R.H. (Incl. Ref. #2 & 19)	1
2	302-5	Fitting - Grease	2
3	76-9690	Rod - Brake	2
4	86-5840	Plate - Spring	2
5	86-5830	Spring - Compression	2
6	66-6480	Washer	2
7	3220-3	Nut - Jam	2
8	3296-59	Nut - Lock	2
9	2411-36	Rod End	2
10	323-7	Screw - Cap Hex.. Hd.	2

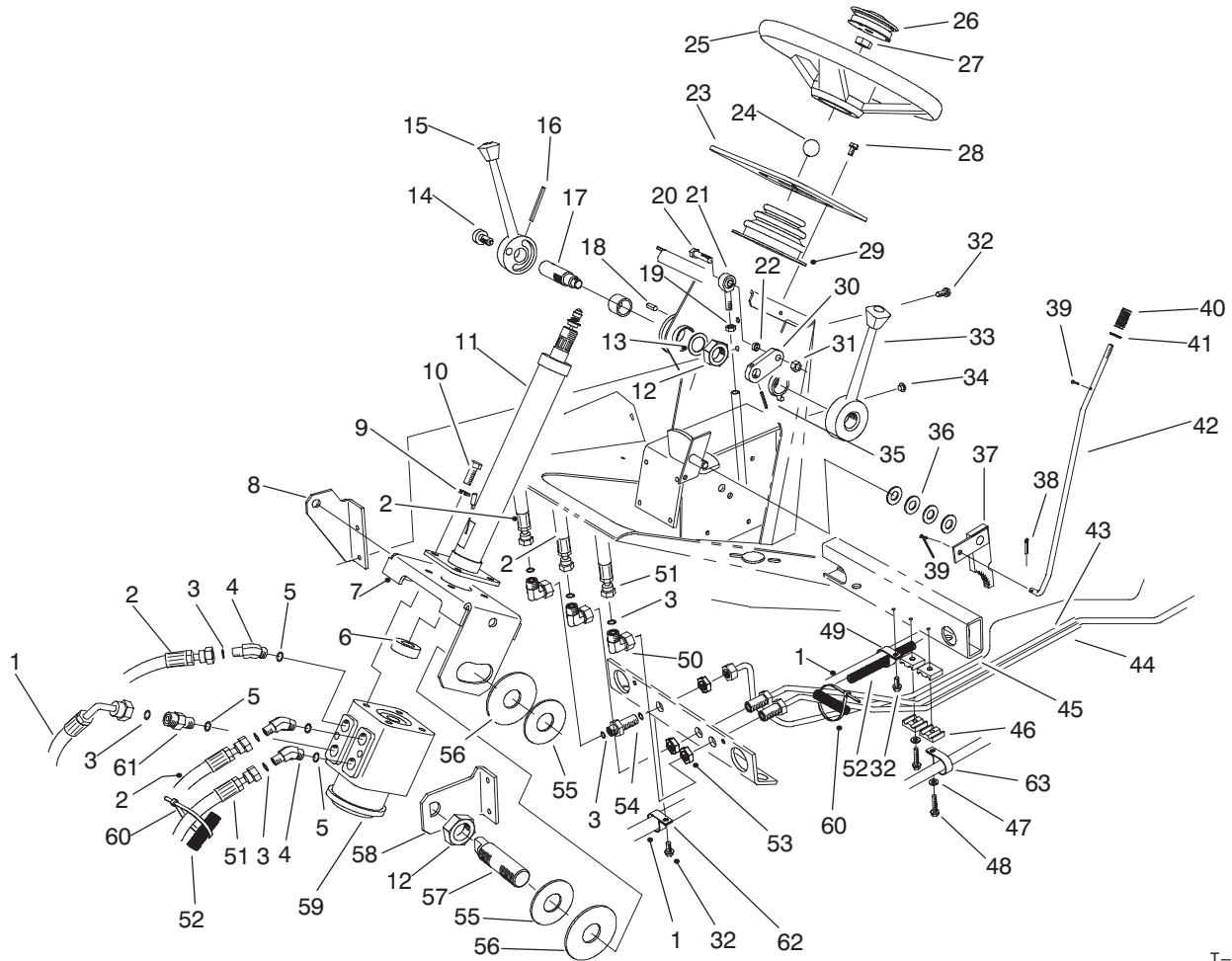
Ref. No.	Part No.	Description	No. Used
11	84-0970	Asm. - Brake Linkage Arm L.H. (Incl. Ref. #2 & 19)	1
12	32120-19	Ring - Retaining, Ext.	4
13	3296-39	Nut - Lock	2
14	76-8270	Pin - Brake	2
15	76-4180	Boot - Brake Rod	2
16	283-2	Pin - Clevis	2
17	76-6610	Clevis - Brake	2
18	3272-6	Pin - Cotter	2
19	5-2512	Bushing - Sleeve	2
20	84-0990	Pin - Pivot	2



T-1777-1

TRACTION & BRAKE PEDALS ASSEMBLY

Ref. No.	Part No.	Description	No. Used	Ref. No.	Part No.	Description	No. Used
1	3296-59	Nut - Lock	4	24	92-2586	Arm - Brake Linkage	2
2	2411-36	Eye - Rod	3	25	32121-25	Pin - Roll	2
3	3220-3	Nut - Jam	3	26	92-5806	Shaft - Brake	1
4	76-9690	Rod - Brake Linkage	2	27	302-5	Fitting - Grease	3
7	74-9100	Pad - Forward Pedal	1	28	32144-11	Screw - Hex. Flange Hd.	4
8	82-5190	Shaft - Traction Pedal	1	29	323-12	Screw - Cap Hex. Hd.	2
9	74-9110	Pad - Reverse Pedal	1	30	76-9030	Bearing Housing Assembly (Incl. Ref. #22 & 27)	1
10	63-9751	Mount - Linkage Rod	1	31	322-21	Screw - Cap Hex. Hd.	3
11	88-1160	Rod - Traction Linkage	1	32	66-1140	Hub	3
12	3274-19	Screw - Cap Socket Hd.	1	33	3296-42	Nut - Lock	1
13	92-1367	Arm - Traction Linkage	1	34	63-8410	Washer	1
14	323-9	Screw - Cap Hex. Hd.	1	35	32121-50	Pin - Roll	1
15	82-4960	Pad - Brake	2	36	32128-20	Nut - Lock	2
16	63-7880	Latch - Brake	1	37	3256-24	Washer - Flat	1
17	3234-14	Screw - Hex. Flange Hd.	2	38	74-6110	Stop - Pedal	1
18	76-9680	Bearing Housing Assembly (Incl. Ref. #19)	1	39	66-2920	Washer - Nylon	1
19	256-90	Bushing - Flange	1	40	3218-2	Nut - Jam	2
20	302-2	Fitting - Grease	1	41	322-4	Screw - Cap Hex. Hd.	2
21	92-5804	Pedal - Brake L.H.	1	42	84-1470	Decal - Operation	1
22	256-10	Bushing - Flange	4	43	3256-3	Washer - Flat	1
23	92-5805	Brake Pedal Assembly R.H. (Incl. Ref. #22 & 27)	1	44	92-1370	Decal - Warning	1
				45	32152-1	Nut - Lock	3

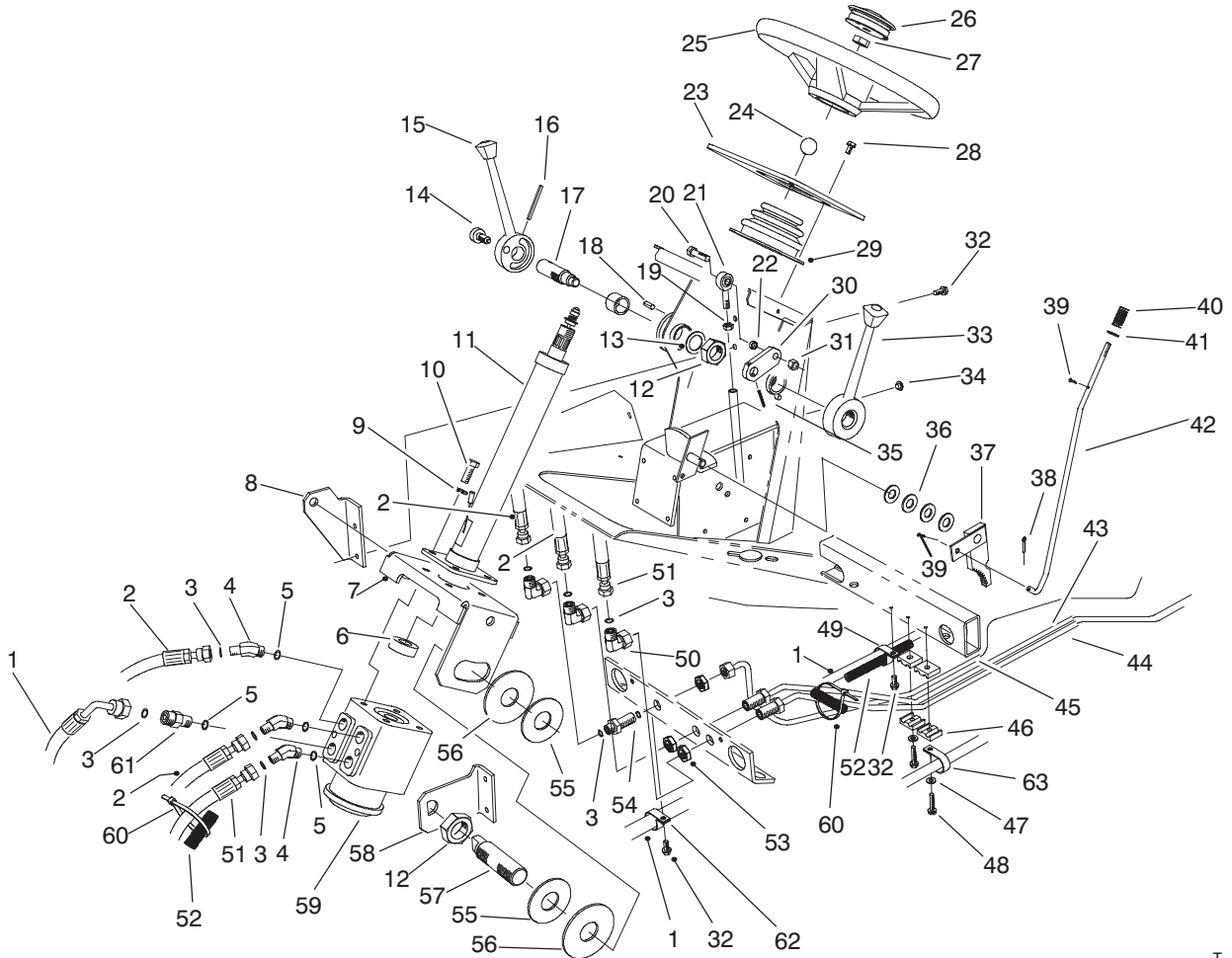


T-1516-1

STEERING TOWER ASSEMBLY

Ref. No.	Part No.	Description	No. Used
1	86-5570	Assembly - Hose	1
2	86-3220	Assembly - Hose	2
3	237-22	O-Ring	9
4	340-138	Fitting - Hydraulic (Incl. Ref. #3 & 5)	3
5	237-79	O-Ring	4
6	21-9260	Cover - Dust	1
7	76-8140	Bracket - Steering	1
8	76-8160	Support - Steering	1
9	3253-21	Washer - Lock	4
10	323-6	Screw - Cap Hex. Hd.	4
11	74-3670	Asm. - Column, Steering	1
12	3296-49	Nut - Lock	2
13	10-8110	Washer - Thrust	1
14	82-4950	Plunger - Spring	1
15	74-5770	Lever - Shift	1
16	32121-10	Pin - Roll	1
17	74-5790	Shaft - Pivot	1
18	32121-123	Pin - Roll	2
19	3220-3	Nut - Jam	1
20	323-8	Screw - Cap Hex. Hd.	1
21	2411-36	Rod End	1
22	76-9100	Spacer	1
23	93-9415	Panel - Tower	1
24	233-17	Knob	1
25	68-8080	Wheel - Steering	1

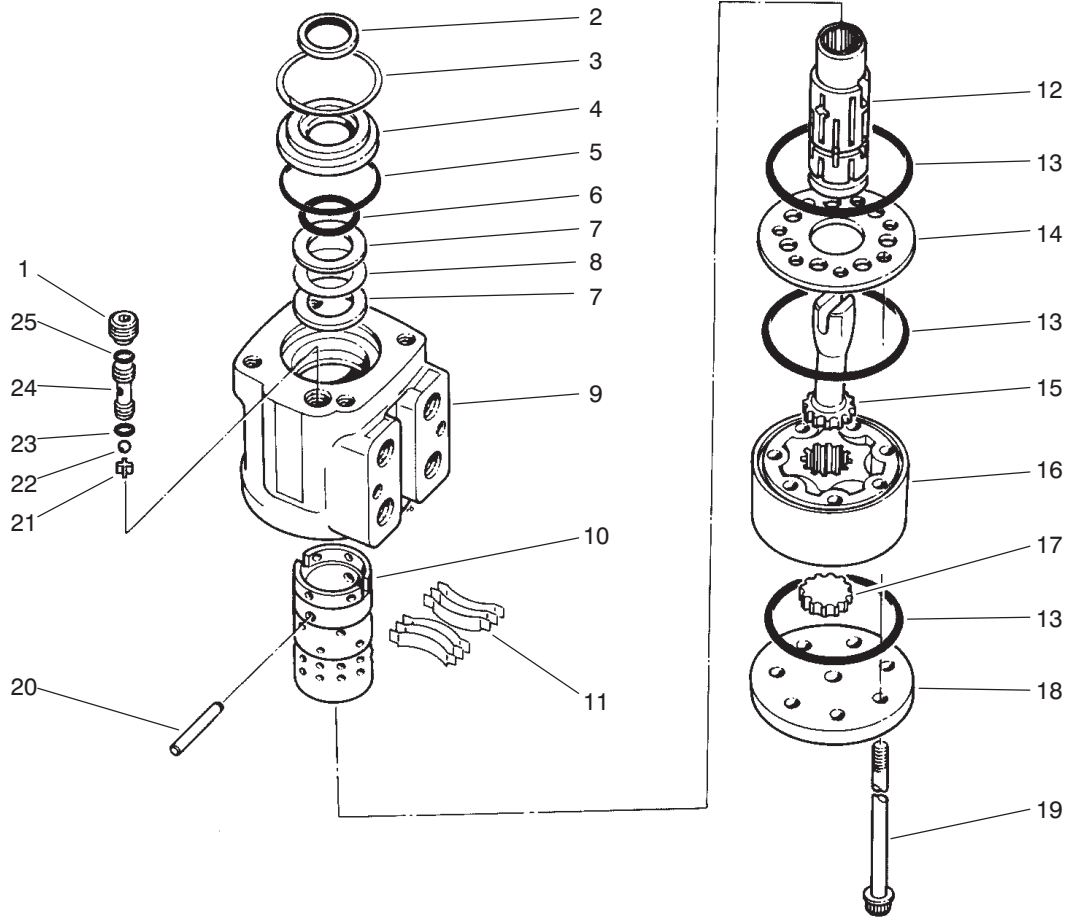
Ref. No.	Part No.	Description	No. Used
26	72-0130	Kit - Horn	1
27	47-6990	Nut	1
28	32144-4	Screw - Hex. Washer Hd.	4
29	76-9450	Boot - Column, Steering	1
30	84-0680	Link - Shift	1
31	3296-59	Nut - Lock	1
32	32144-11	Screw - Hex. Washer Hd.	6
33	69-1560	Lever - Lock	1
34	2410-64	Plug - Dome	2
35	32121-6	Pin - Roll	1
36	3256-26	Washer - Flat	4
37	63-7900	Rack - Brake	1
38	3272-10	Pin - Cotter	1
39	3272-5	Pin - Cotter	2
40	95-1821	Spring	1
41	3256-22	Washer - Flat	1
42	76-9050	Rod - Brake, Parking	1
43	86-5730	Asm. - Tube, R.H. Front	1
44	86-5740	Asm. - Tube, L.H. Front	1
45	94-8299	Asm. - Tube, Steering	1
46	56-7973	Clamp - Tube	4
47	3256-71	Washer - Flat	2
48	32144-57	Screw - Hex. Washer Hd.	2
49	2412-74	Clamp - R	1
50	340-159	Fitting - Hydraulic (Incl. Ref. #3)	3



T-1516-1

STEERING TOWER ASSEMBLY (Continued)

Ref. No.	Part No.	Description	No. Used	Ref. No.	Part No.	Description	No. Used
51	86-3210	Assembly - Hose	1	58	76-8150	Support - Shaft, Steering	1
52	86-5470	Harness - Wire	1	59	92-9729	Valve - Control, Steering	1
53	340-70	Nut - Bulkhead	3	60	3290-378	Tie - Cable	2
54	340-71	Union - Bulkhead (Incl. Ref. #3)	1	61	59-6430	Valve - Check (Incl. Ref. #3 & 5)	1
55	20-9500	Washer	2	62	2412-104	Clamp - R	1
56	31-0390	Washer - Friction	2	63	2412-74	Clamp-R (Model 30450 Only)	1
57	76-8340	Shaft - Pivot, Steering	1				



T-1007-1

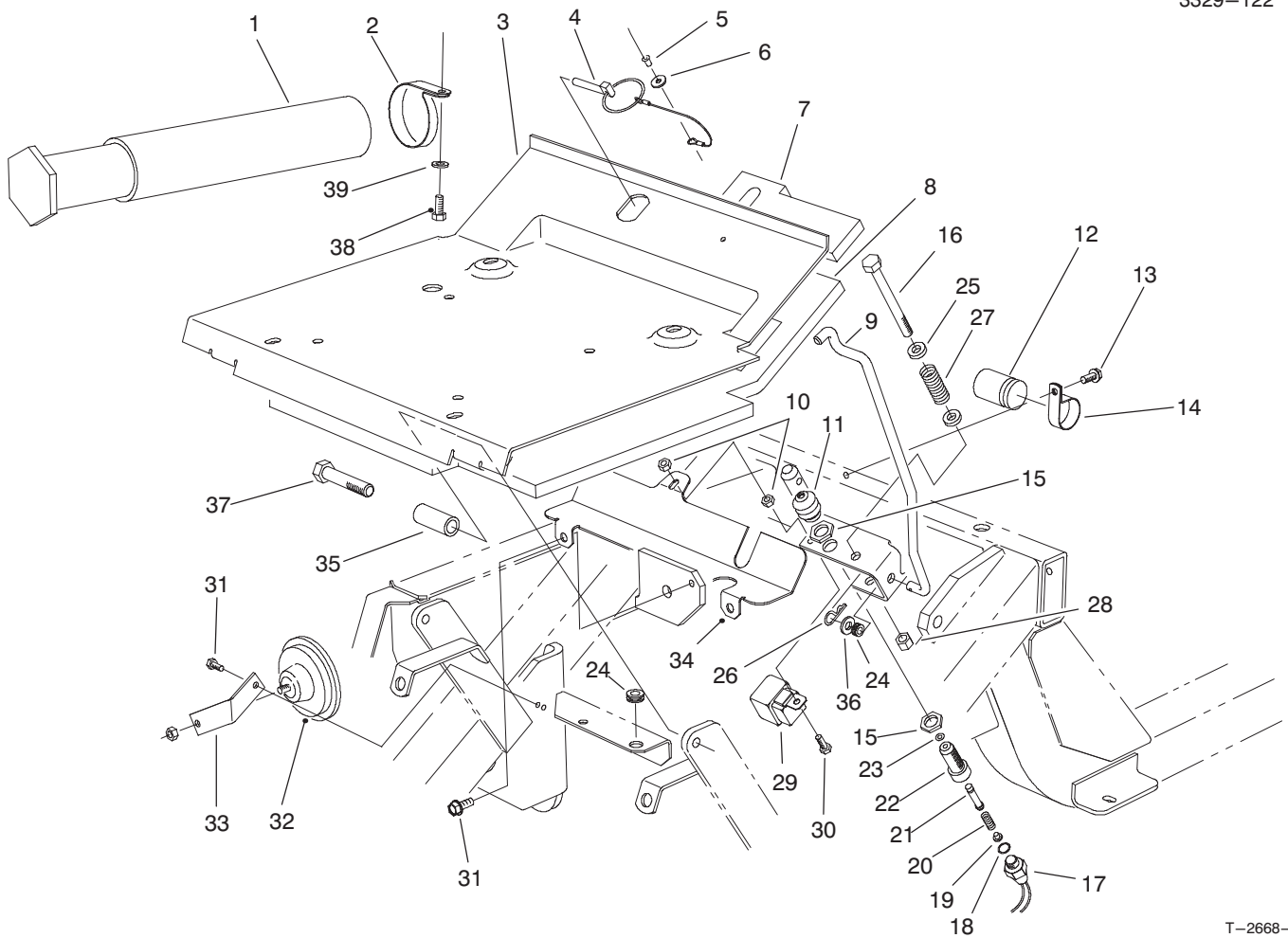
POWER STEERING VALVE NO. 92-9729

Ref. No.	Part No.	Description	No. Used
1	52-9260	Screw-Set	1
†2		Seal-Dust	1
3	52-9230	Ring-Retaining	1
4	52-9240	Bushing-Seal, Gland	1
†5		Seal	1
†6		Seal-Ring, Quad	1
7	59-6730	Race-Bearing	2
8	59-6740	Bearing-Needle, Thrust	1
†9		Housing	1
†10		Sleeve-Control	1
11	59-6820	Centering Spring Kit	1
†12		Spool-Control	1
†13		Seal	3
14	92-9732	Plate - Wear	1
15	52-9320	Drive	1
16	76-6300	Gerotor	1

Ref. No.	Part No.	Description	No. Used
17	76-6320	Spacer	1
18	92-9730	Cap-End	1
19	92-9736	Screw-Cap	7
20	59-6830	Kit-Centering Pin	1
21	52-9290	Retainer-Check Ball	1
22	52-9280	Ball-Check	1
†23		Seal	1
24	52-9270	Seat-Ball, Check	1
†25		Seal	1
*	52-9250	Needle Bearing Kit (Incl. Ref. #7-8)	1
*	92-9749	Seal Kit (Incl. Ref. #2, 5-6, 13, 23 & 25)	1
*	92-9745	End Cap Kit (Incl. Ref. #14, 18 & 19)	1

*Not Illustrated

†Not Serviceable Separately

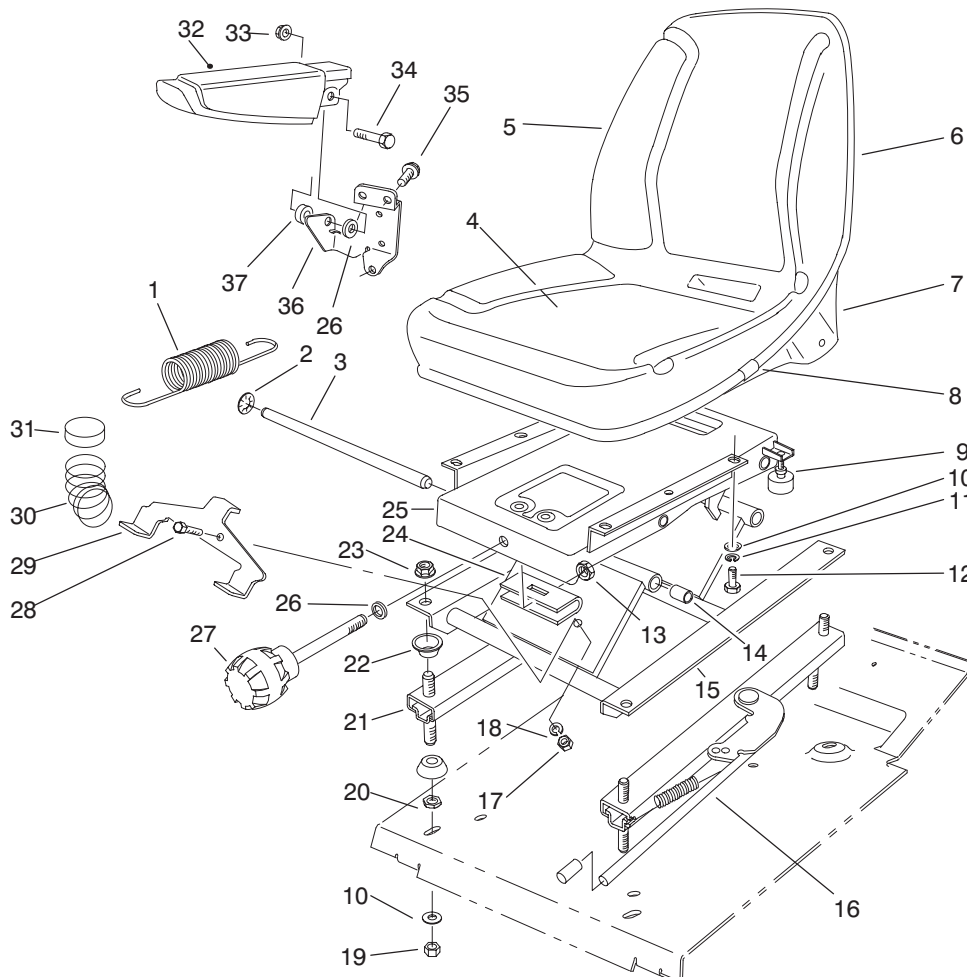


T-2668-1

SEAT PLATE ASSEMBLY

Ref. No.	Part No.	Description	No. Used	Ref. No.	Part No.	Description	No. Used
1	74-0720	Tube - Manual	1	22	43-8620	Guide - Pin, Switch	1
2	2412-133	Clamp - R	2	23	237-7	O-Ring	1
3	76-9460	Plate - Seat	1	24	237-136	Grommet	2
4	77-3780	Pin - Lynch	1	25	80-7730	Spacer	2
5	3290-282	Rivet - Pop	1	26	3290-307	Pin - Cotter, Hair	1
6	3256-49	Washer - Flat	1	27	88-1420	Spring - Compression	1
7	76-9930	Foam - Seat Plate Rear	1	28	3296-39	Nut - Lock	1
8	82-4900	Foam - Seat Front	1	29	70-1480	Relay - SPDT	1
9	76-9440	Rod - Seat Prop	1	30	321-5	Screw - Cap Hex. Hd.	1
10	32128-33	Nut - Lock	2	31	32144-11	Screw - Hex. Washer Hd.	3
11	43-8870	Boot - Switch	1	32	48-4590	Horn	1
12	37-2690	Capacitor	1	33	74-8910	Bracket - Horn	1
13	32104-82	Screw - Hex. Washer Hd.	1	34	86-2860	Cover - Belt, Upper	1
14	2412-74	Clamp	1	35	76-9480	Sleeve - Pivot, Seal	2
15	218-461	Nut - Hex	2	36	3256-24	Washer - Flat	1
16	323-17	Screw - Hex. Hd.	1	37	325-9	Screw - Cap Hex. Hd.	2
17	72-4320	Switch - Ball	1	38	322-2	Screw - Cap Hex. Hd.	2
18	237-30	O-Ring	1	39	3256-23	Washer - Flat	2
19	43-8610	Guide	1	*	43-9071	Seat Switch Assembly (Incl. Ref. #11, 15, & 17-23)	1
20	43-8600	Spring - Switch	1				
21	43-8860	Plunger - Switch	1				

*Not Illustrated



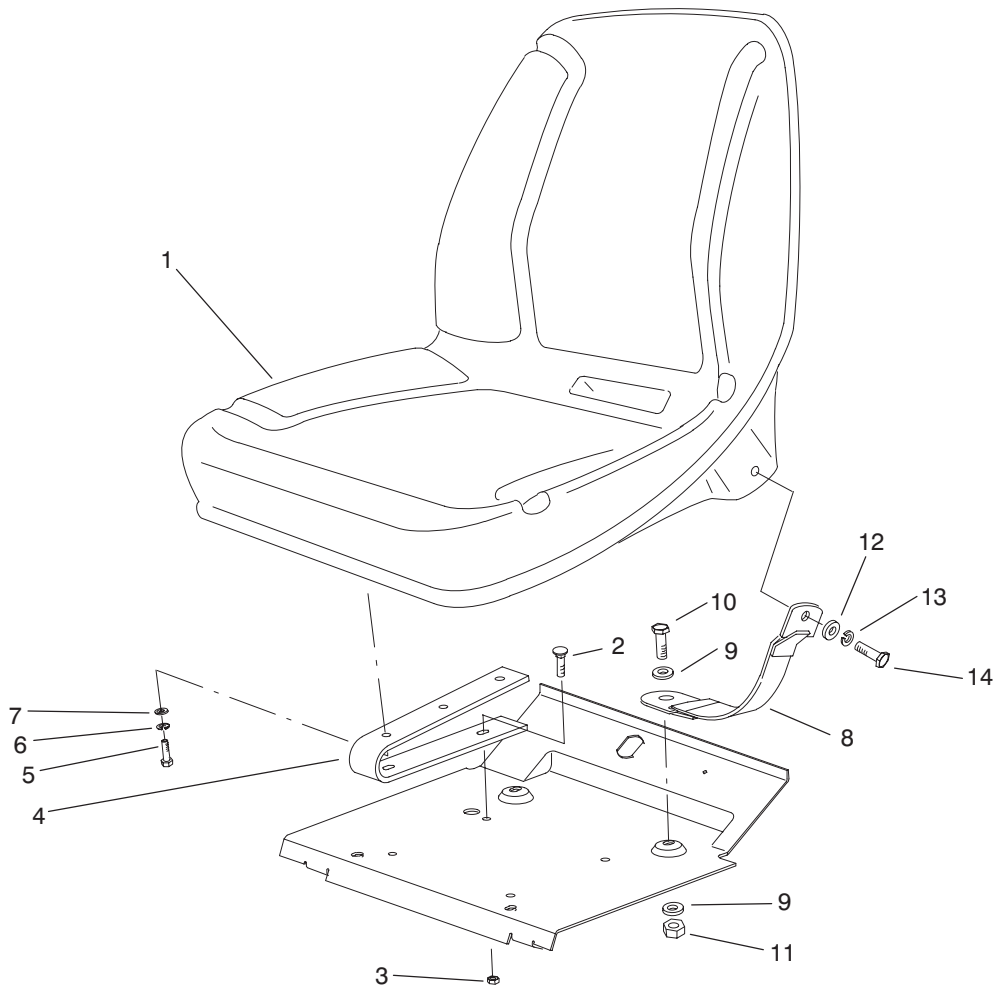
T-2244-4

SEAT ASSEMBLY

Ref. No.	Part No.	Description	No. Used
1	76-1940	Spring - Extension	2
2	66-8560	Nut - Push	4
3	76-1910	Shaft - Pivot	2
4	92-6533	Seat Cushion Assembly (Incl. Ref. #8)	1
5	92-1180	Seat Assembly (Incl. Ref. #4 & 6-8)	1
6	351-78	Edging - Seat	1
7	92-6534	Shell - Seat	1
8	351-80	Clip - Edging	1
9	76-2940	Bumper	2
10	3256-2	Washer - Flat	8
11	3253-4	Washer - Lock	4
12	322-3	Screw - Cap Hex. Hd.	4
13	32153-2	Nut - Lock	1
14	76-1920	Bearing - Sleeve	4
15	66-8610	Frame - Lower	1
16	66-8510	Adjuster & Handle	1
17	3217-6	Nut - Hex.	1
18	3253-33	Washer - Lock	1

Ref. No.	Part No.	Description	No. Used
19	3296-29	Nut - Lock	4
20	3218-2	Nut - Jam	4
21	66-8530	Adjuster	1
22	66-9290	Spacer - Suspension	8
23	32128-25	Nut - Flange Lock	4
24	77-2870	Hanger - Spring	1
25	66-8600	Frame - Upper	1
26	3256-24	Washer - Flat	3
27	76-1930	Knob - Adjustment	1
28	322-6	Screw - Cap Hex. Hd.	1
29	93-3165	Bracket - Spring	1
30	93-3163	Spring - Compression	2
31	93-3164	Cup - Spring	2
32	69-1180	Armrest	2
33	32128-19	Nut - Flange Lock	2
34	323-9	Screw - Cap Hex. Hd.	2
35	3234-14	Screw - Hex. Flange Hd.	6
36	69-0770	Bracket - Armrest R.H.	1
*	69-0760	Bracket - Armrest L.H.	1
37	92-7301	Spacer	2

*Not Illustrated

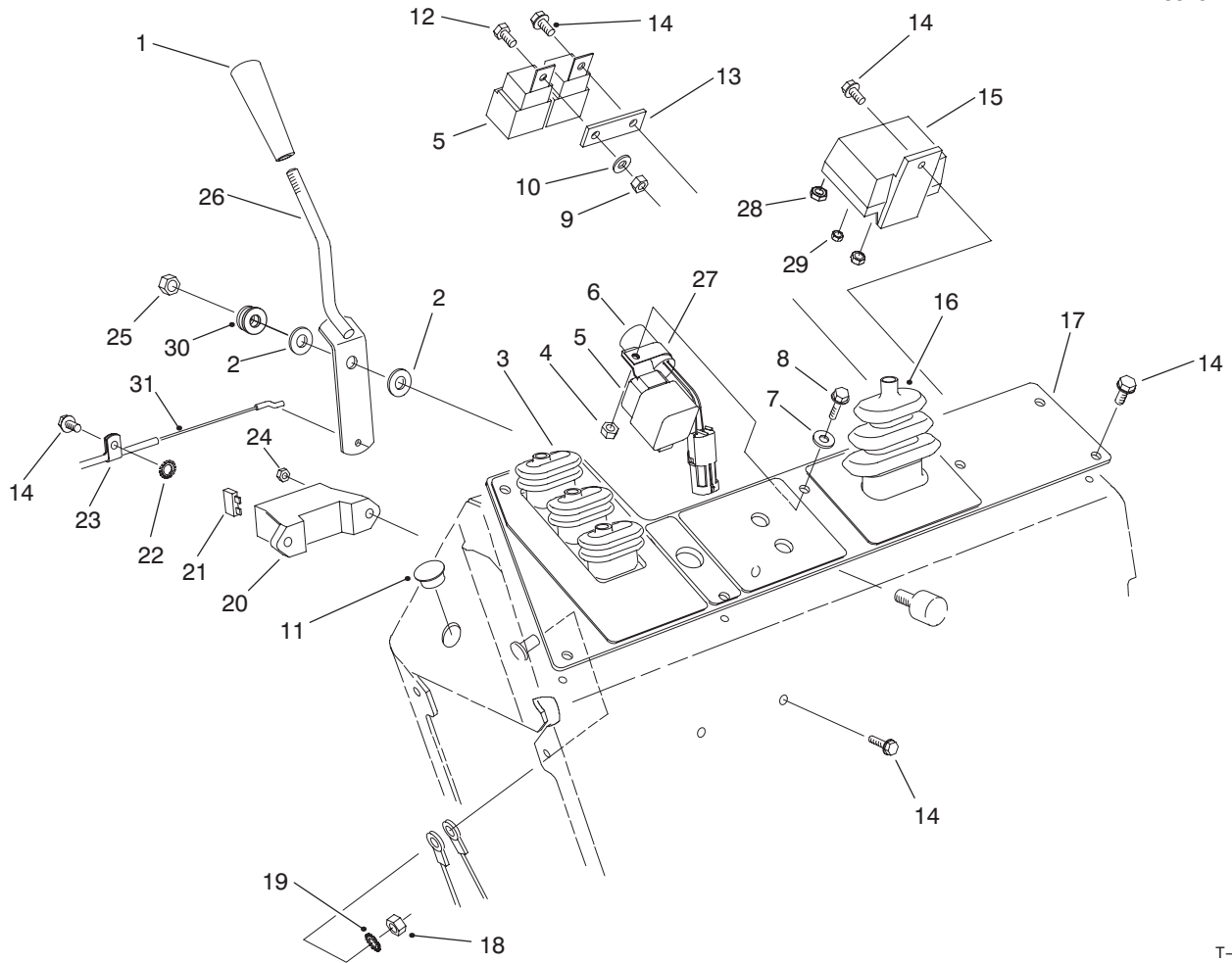


T-2245-1

LOW SEAT ASSEMBLY (Optional)

Ref. No.	Part No.	Description	No. Used
1	92-1180	Seat Assembly	1
2	3230-16	Bolt - Carriage	4
3	3296-29	Nut - Lock	4
4	68-3280	Spring - Seat	2
5	322-4	Screw - Cap Hex. Hd.	4
6	3253-4	Washer - Lock	4
7	3256-2	Washer	4

Ref. No.	Part No.	Description	No. Used
8	92-5521	Tether Strap	2
9	3256-24	Washer	4
10	323-6	Screw - Cap Hex. Hd.	2
11	3296-39	Nut - Lock	2
12	3256-5	Washer - Flat	2
13	3253-6	Washer - Lock	2
14	3212-5	Screw - Cap Hex. Hd.	2

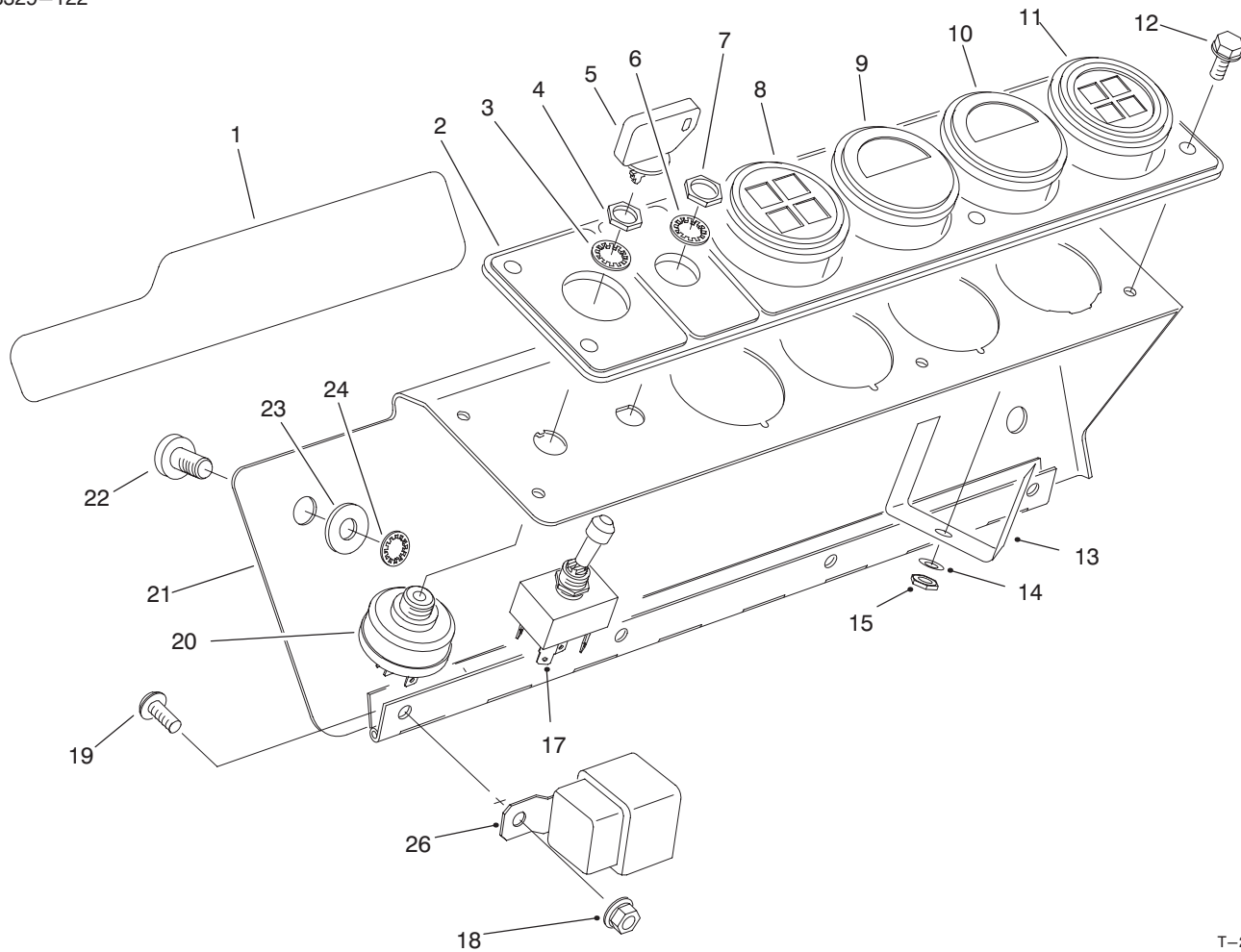


T-1492-1

CONTROL CONSOLE ASSEMBLY

Ref. No.	Part No.	Description	No. Used	Ref. No.	Part No.	Description	No. Used
1	233-39	Knob - Throttle	1	18	3296-47	Nut - Lock	1
2	66-2920	Washer - Friction	2	19	3255-8	Washer - Lock Ext. Tooth	1
3	76-8450	Boot - Lift Lever	1	20	67-7160	Holder - Fuse	1
4	3290-148	Nut - Lock	1	21	218-573	Fuse - 5A	2
5	70-1480	Relay - Sealed	3	21	218-581	Fuse - 15A	1
6	83-2280	Timer - Delay	1	*	218-593	Fuse - 30A	1
7	3256-77	Washer - Flat	1	22	3255-7	Washer - Lock Ext. Tooth	1
8	3290-126	Screw - Hex. Washer Hd.	3	23	2412-31	Clip - Conduit	1
9	3296-42	Nut - Lock	2	24	3296-12	Nut - Lock	2
10	3256-78	Washer - Flat	1	25	3296-44	Nut - Lock	1
11	94-5627	Plug	1	26	76-4300	Lever - Throttle	1
12	321-2	Screw - Cap Hex. Hd.	1	27	2412-39	R-Clamp	1
13	77-3970	Spacer - Relay	1	28	48-7880	Nut - Hex.	1
14	32144-4	Screw - Hex. Washer Hd.	10	29	48-7890	Nut	1
15	76-5260	Relay - Glow Plug	1	30	3256-24	Washer	1
16	76-8440	Boot - Throttle	1	31	74-5480	Cable - Throttle	1
17	86-5410	Panel - Console	1				

*Not Illustrated



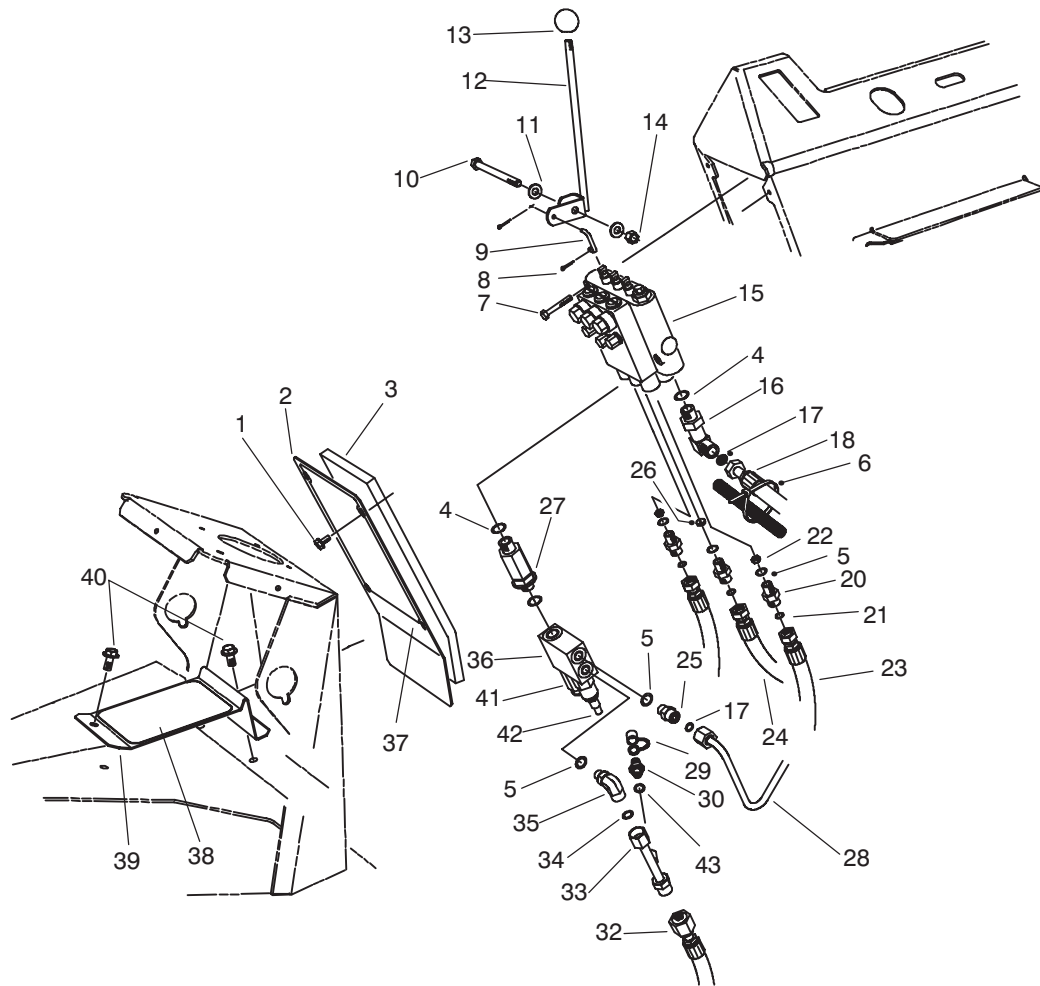
T-2669-1

GAGE PANEL ASSEMBLY

Ref. No.	Part No.	Description	No. Used
1	92-6564	Decal - 4 Matic (Model 30455 Only)	1
2	84-1450	Panel - Gauge	1
3	218-446	Washer - Lock	1
4	218-447	Nut - Hex.	1
5	63-8360	Key - Ignition	1
6	3254-20	Washer - Lock, Int. Tooth	1
7	3218-19	Nut - Hex.	2
8	93-7483	Light - Warning Bank (Incl. Ref. #13-16 & 25)	1
9	76-9060	Gauge - Temperature	1
10	66-2940	Gauge - Fuel	1
11	93-7484	Light - Warning Bank (Incl. Ref. #13-16 & 25)	1
12	32144-4	Screw - Hex. Washer Hd.	6

Ref. No.	Part No.	Description	No. Used
13		Clamp	2
14	3254-1	Washer - Lock	2
15	3217-26	Nut	2
*16	219-17	Bulb	4
17	85-4980	Switch - Toggle (Incl. Ref. #6-7)	1
18	32128-33	Nut - Flange Lock	4
19	3274-68	Screw - Socket Button Hd.	4
20	27-2360	Switch - Ignition (Incl. Ref. #3-4)	1
21	82-3750	Cover - Console	1
22	3250-36	Screw	2
23	3256-24	Washer	2
24	32151-72	Retainer - Push-On	2
*25	87-6270	Socket - Light	4

*Not Illustrated

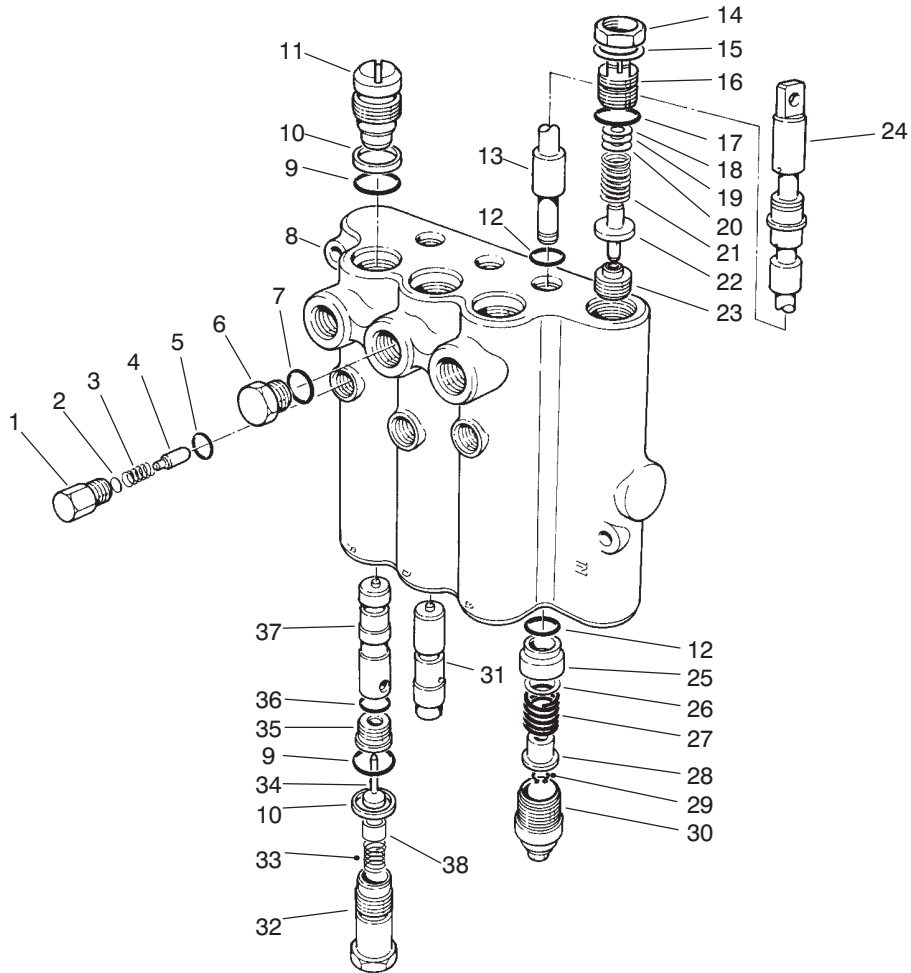


T-1504-1

LIFT VALVE INSTALLATION ASSEMBLY

Ref. No.	Part No.	Description	No. Used	Ref. No.	Part No.	Description	No. Used
1	46-6810	Asm. - Screw & Washer	4	24	86-3180	Assembly - Hose	1
2	76-7090	Cover - Front, Control	1	25	340-2	Fitting - Adapter (Incl. Ref. #5 & 17)	1
3	76-6270	Foam - Panel	1	26	84-6402	Orifice	1
4	237-79	O-Ring	3	27	74-5910	Fitting - Bulkhead, Special (Incl. Ref. #4)	1
5	237-42	O-Ring	5	28	86-5770	Asm. Tube, Relief Valve	1
6	3290-379	Tie - Cable	1	29	353-947	Cap - Fitting	1
7	321-10	Screw - Cap Hex. Hd.	2	30	354-77	Fitting - Test Port (Incl. Ref. #43)	1
8	3272-1	Pin - Cotter	6	32	86-3230	Assembly - Hose	1
9	69-9140	Link - Lever, Valve	3	33	86-5760	Asm. - Tube, Deck Return	1
10	323-17	Screw - Cap Hex. Hd.	1	34	237-30	O-Ring	1
11	3256-24	Washer - Flat	2	35	340-99	Fitting - Hydraulic 90° (Incl. Ref. #5 & 34)	1
12	74-6060	Lever - Valve, R.H.	1	36	86-5440	Valve - Relief, Dual (Incl. Ref. #41 & 42)	1
*	74-6050	Lever - Valve, Center	1	37	93-7243	Decal - Service, 2WD	1
*	69-7010	Lever - Valve, L.H.	1	*	93-7242	Decal - Service, 4WD	1
13	233-42	Knob	3	38	76-7040	Pad - Foot	1
14	3296-39	Nut - Lock	1	39	82-5300	Support - Heel	1
15	92-7762	Lift Valve Assembly	1	40	32144-11	Screw - Hex. Washer Hd.	2
16	63-4090	Fitting - Adapter 90° (Incl. Ref. #4 & 17)	1	41	88-1520	Cartridge - Relief	1
17	237-22	O-Ring	2	42	88-1530	Cartridge - Relief	1
18	95-4354	Assembly - Hose	1	43	237-78	O-Ring	1
20	88-1380	Fitting - Adapter (Incl. Ref. #5 & 21)	3	*	75-2080	Seal Kit (for Ref. #41-42)	1
21	237-21	O-Ring	3				
22	86-2501	Orifice	2				
23	86-3190	Assembly - Hose	2				

*Not Illustrated



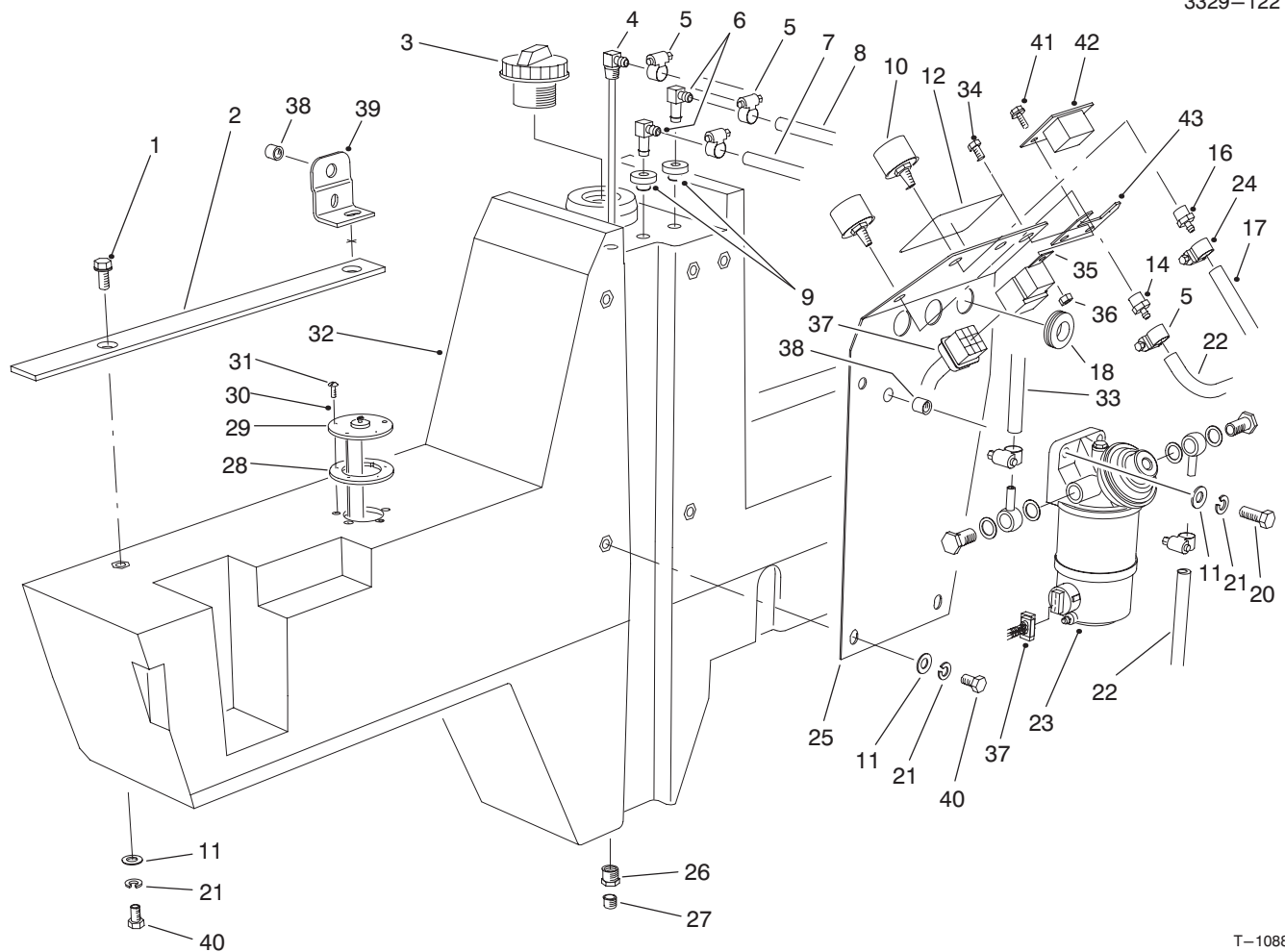
T-0379-1

LIFT VALVE ASSEMBLY NO. 92-7762

Ref. No.	Part No.	Description	No. Used	Ref. No.	Part No.	Description	No. Used
1	58-6780	Plug Assembly (Incl. Ref. #5)	3	21	92-2567	Spring	1
2	60-6450	Disc	A/R	22	92-2568	Poppet	1
3	58-6760	Spring	3	†23		Seat	1
4	58-6770	Plunger - Detent	3	24	58-6320	Wiper - Seal	3
5	58-6790	Seal - O-Ring	3	25	58-6400	Bushing	3
6	353-508	Plug Assembly (Incl. Ref. #7)	3	26	58-6700	Washer	3
7	58-6720	Seal - O-Ring	3	27	58-6730	Spring	3
†8		Body	1	28	58-6310	Spacer	3
9	60-5720	Seal - O-Ring	6	29	58-6460	Ring - Retaining	3
10	58-6370	Washer - Back-Up	6	30	58-6420	Cap Assembly	3
11	58-6350	Plug Assembly (Incl. Ref. #9-10)	3	31	84-6430	Plunger	1
12	58-6450	Seal - O-Ring	6	32	92-7780	Plug Assembly (Incl. Ref. #9-10)	3
†13		Spool	3	33	92-7778	Spring	3
†14		Nut - Lock	1	34	58-6290	Poppet Assembly	3
†15		Washer	1	35	58-6330	Seat Asm. (Incl. Ref. #36)	3
16	69-1830	Plug Assembly (Incl. Ref. #14, 15 & 17)	1	36	58-6340	Seal - O-Ring	3
17	58-6750	Seal - O-Ring	1	37	84-6420	Plunger	2
18	58-6470	Washer	A/R	38	92-7779	Eyelet	3
19	58-6480	Washer	A/R	*	60-3780	Seal Kit (Incl. Ref. #5, 7, 9, 10, 12, 12, 17, 24, 29, 34, & 36)	1
20	58-6490	Washer	A/R				

*Not Illustrated

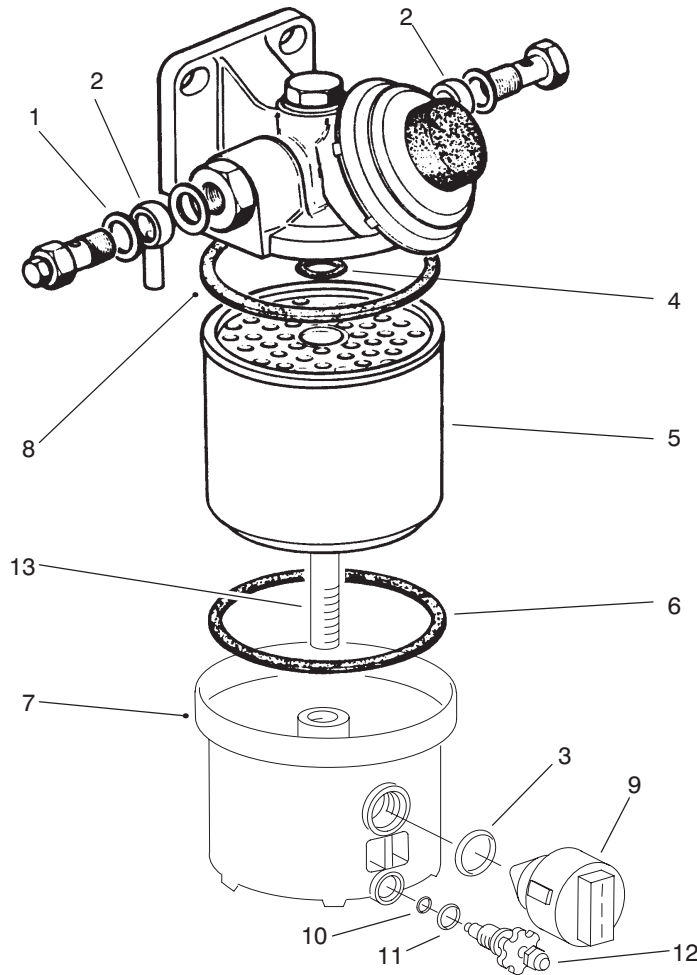
†Not Serviceable Separately



T-1088-1

FUEL TANK ASSEMBLY

Ref. No.	Part No.	Description	No. Used	Ref. No.	Part No.	Description	No. Used
1	3234-12	Screw - Hex. Washer Hd.	2	24	2412-36	Clamp - Hose	1
2	76-9790	Foam - Fuel Tank	1	25	14-0859	Fuel Tank Plate Assembly (Incl. Ref. #38)	1
3	93-3102	Cap - Fuel	1	26	2812-1	Fitting - Reducing Bushing	1
4	76-6600	Pipe - Stand	1	27	285-22	Plug - Pipe	1
5	2412-108	Clamp - Hose	6	28	62-7650	Gasket - Sending Unit	1
6	46-6550	Fitting - Fuel 90°	2	29	74-5860	Sending Unit - Fuel	1
7	63-7626	Hose - Fuel	1	30	3253-15	Washer - Lock	5
8	63-7627	Hose - Fuel	1	31	32122-24	Screw - Round Hd.	5
9	46-6560	Bushing - Rubber	2	32	74-5580	Tank - Fuel (Incl. Ref. #26 & 27)	1
10	68-6150	Breather	2	34	321-3	Screw - Cap Hex. Hd.	2
11	3256-24	Washer - Flat	9	35	70-1480	Relay - Starter	1
12	76-8780	Decal - Fuel	1	36	3296-42	Nut - Lock	2
14	354-95	Fitting - Barb	1	37	94-5623	Harness - Wire, Main	1
16	354-94	Fitting - Barb	1	38	32148-10	Insert - Threaded	3
17	74-9122	Hose - Vent	1	39	82-3660	Bracket - Cover	1
18	240-6	Grommet	3	40	323-4	Screw - Cap Hex. Hd.	7
20	323-7	Screw - Cap Hex. Hd.	2	41	32144-18	Screw - Hex. Washer Hd.	2
21	3253-21	Washer - Lock	9	42	75-6820	Hour Meter	1
22	63-7622	Hose - Fuel	2	43	94-5614	Bracket - Hour Meter	1
23	76-5300	Fuel Filter Assembly (Supplied with engine)	1				



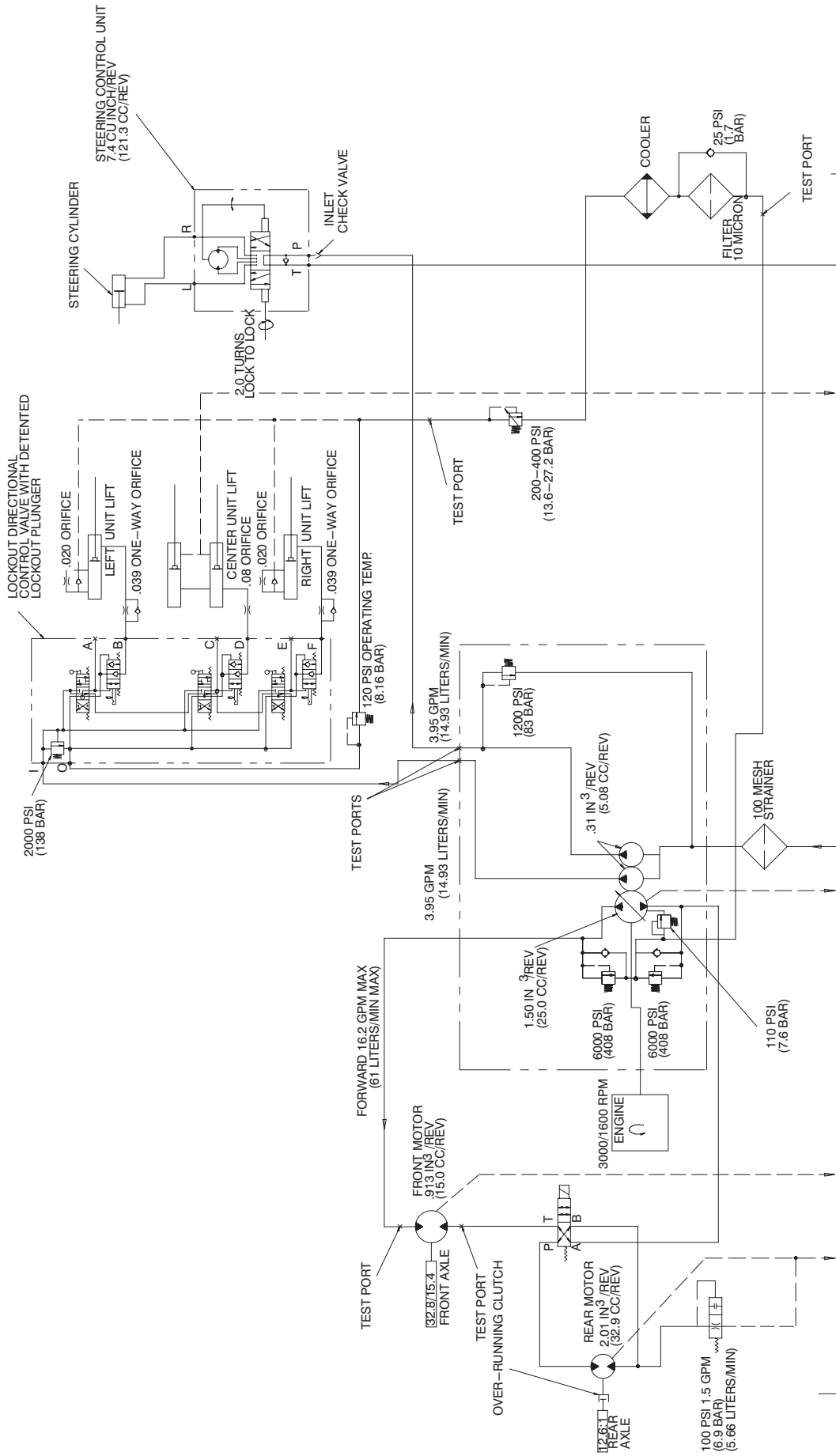
T-0966-2

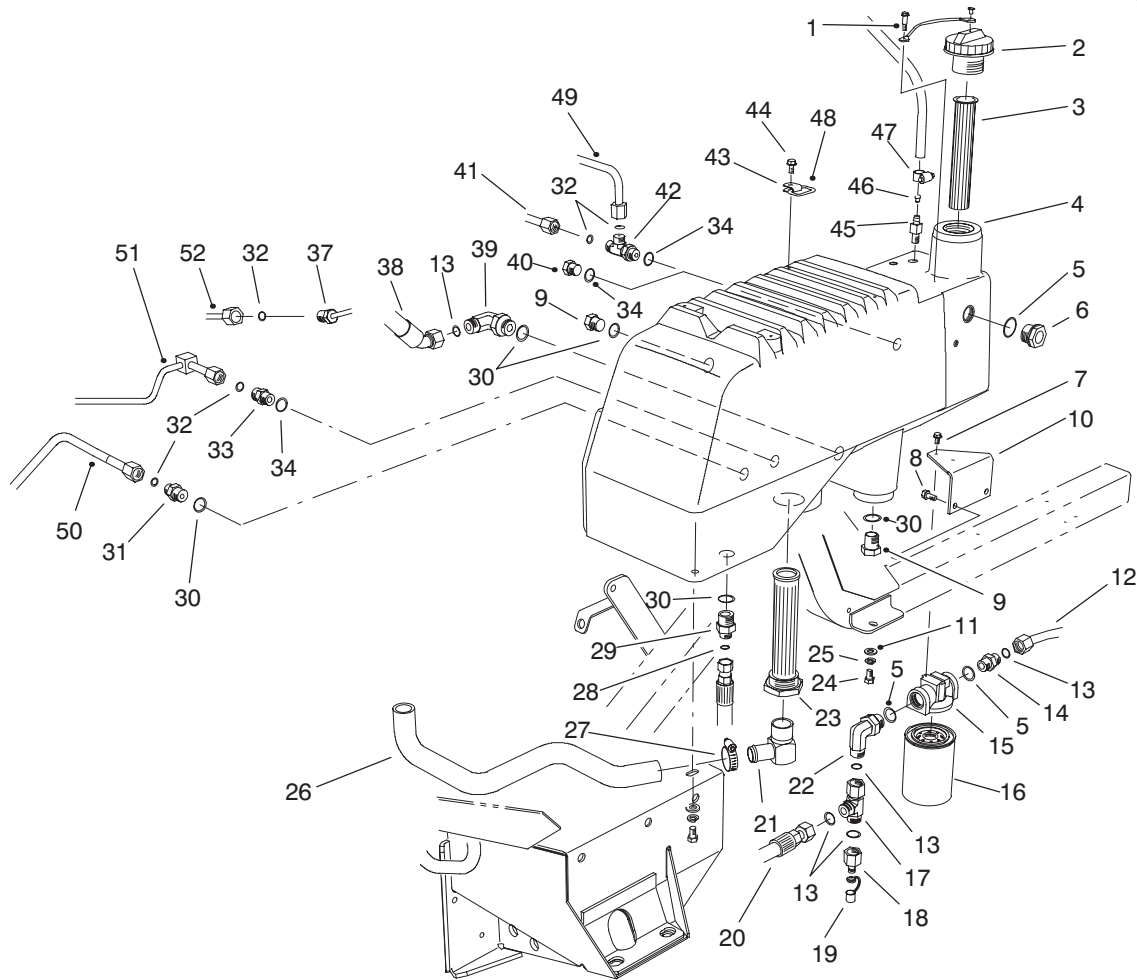
FUEL FILTER ASSEMBLY NO. 76-5300

Ref. No.	Part No.	Description	No. Used
1	76-5180	Washer - Copper	4
2	76-5190	Fitting - Adjustable	2
3	94-8025	O-Ring	1
4		Seal - O-Ring	1
5	76-5220	Element - Filter (Incl. Ref. #4, 6 & 8)	1
6		Seal - Gasket	1
7		Cap - Fuel Filter	1

Ref. No.	Part No.	Description	No. Used
8		Seal - Gasket	1
9	76-5320	Water Sensor Assembly (Incl. Ref. #3)	1
10	94-8027	O-Ring	1
11	94-8028	O-Ring	1
12	94-8026	Vent Assembly (Incl. Ref. #10 & 11)	1
13		Bolt	1

HYDRAULIC SCHEMATIC (Model No. 30455)

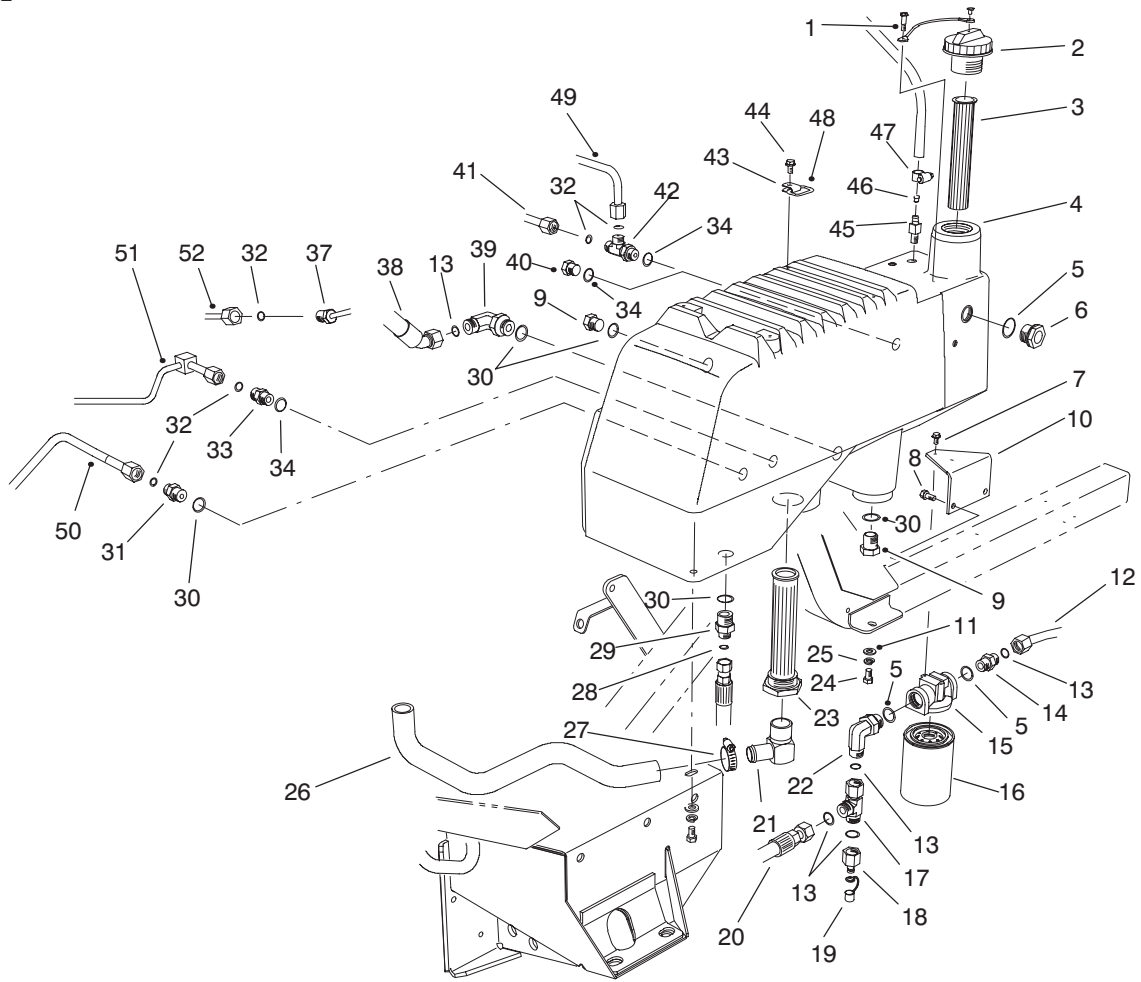




T-1509-2

HYDRAULIC RESERVOIR ASSEMBLY

Ref. No.	Part No.	Description	No. Used	Ref. No.	Part No.	Description	No. Used
1	57-5420	Screw - Shoulder	1	23	75-0550	Strainer - Tank	1
2	93-7160	Cap - Oil	1	24	323-5	Screw - Cap Hex. Hd.	3
3	61-2790	Screen	1	25	63-8410	Washer - Flat	3
4	82-3700	Reservoir - Hydraulic	1	26	86-2800	Hose - Suction	1
5	237-81	O-Ring	3	27	2412-34	Clamp - Hose	1
6	69-1170	Gauge - Sight (Incl. Ref. #5)	1	28	237-22	O-Ring	1
7	3234-13	Screw - Hex. Washer Hd.	2	29	340-141	Fitting - Hydraulic (Incl. Ref. #28 & 30)	1
8	32144-11	Screw - Hex. Washer Hd.	2	30	237-80	O-Ring	5
9	353-551	Plug (Incl. Ref. #30)	2	31	340-6	Fitting - Adapter (Incl. Ref. #30 & 32)	1
10	92-5840	Bracket - Mount, Filter	1	32	237-30	O-Ring	5
11	240-11	Grommet	3	33	340-4	Fitting - Hydraulic (Incl. Ref. #32 & 34)	1
12	74-6400	Assembly - Tube, Filter Line	1	34	237-79	O-Ring	3
13	237-65	O-Ring	5	37	94-8298	Hydraulic Tube Assembly	1
14	340-8	Fitting - Adapter (Incl. Ref. #5 & 13)	1	38	86-3150	Assembly - Hose	1
15	92-5821	Assembly - Head, Filter	1	39	340-17	Fitting - Hydraulic 90° (Incl. Ref. #13 & 30)	1
16	86-3010	Filter - Transmission	1	40	353-550	Plug (2wd Only) (Incl. Ref. #34)	1
17	340-147	Fitting - Hydraulic (Incl. Ref. #13)	1	41	74-6230	Asm. - Tube, Traction (4wd Only)	1
18	86-5860	Nipple	1	42	340-109	Fitting - Tee (4wd Only) (Incl. Ref. #32 & 34)	1
19	353-947	Cap - Fitting	1	43	76-9950	Bracket - Ring	4
20	86-5500	Assembly - Hose	1	44	32144-4	Screw - Thread Forming	4
21	354-87	Fitting - Hydraulic 90°	1				
22	340-139	Fitting - Hydraulic (Incl. Ref. #5 & 13)	1				

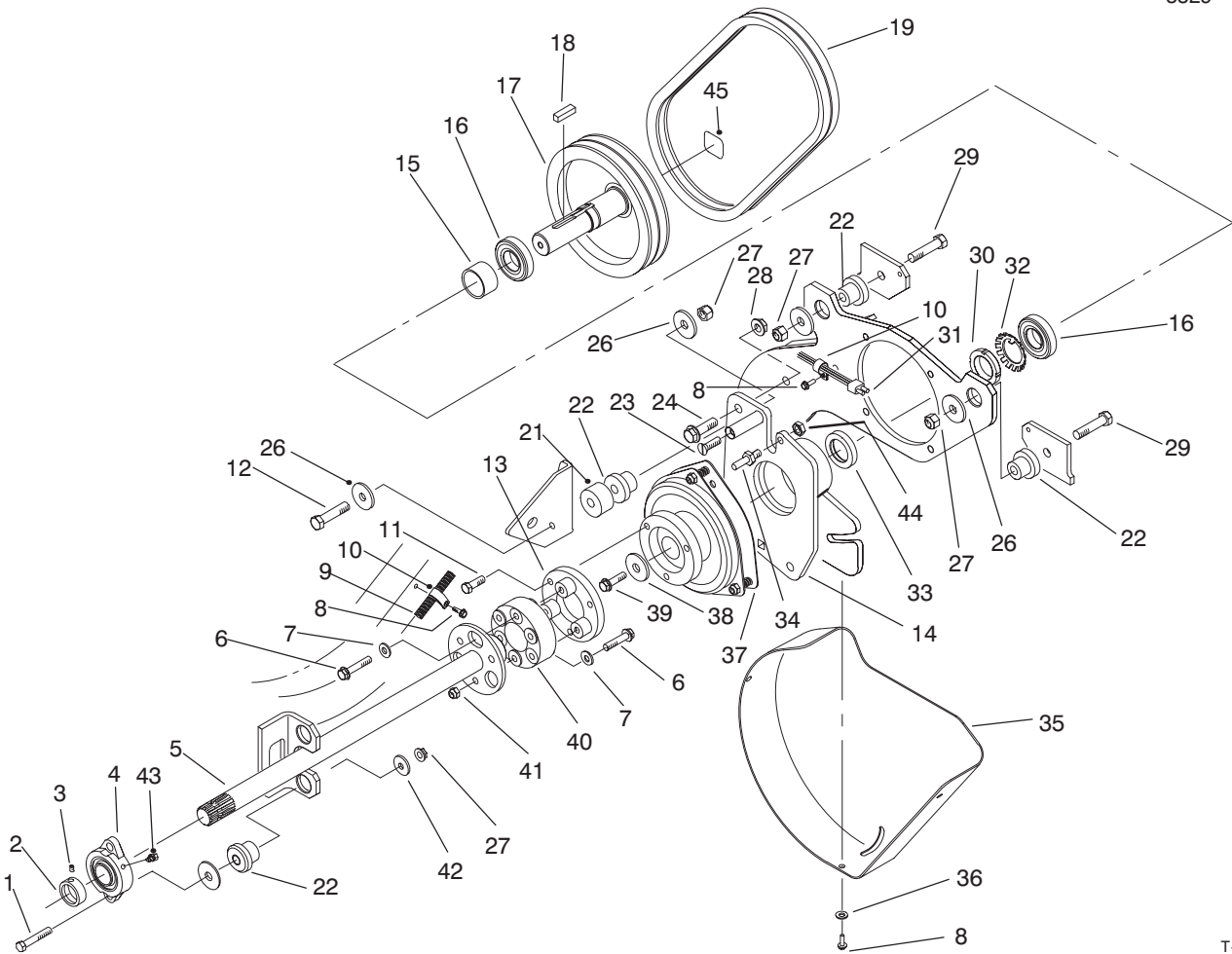


T-1509-2

HYDRAULIC RESERVOIR ASSEMBLY (Cont.)

Ref. No.	Part No.	Description	No. Used
45	354-103	Male Hose Barb	1
46	74-4080	Orifice - Breather	1
47	2412-36	Clamp - Hose	1
48	249-49	Ring	4

Ref. No.	Part No.	Description	No. Used
49	86-5810	Assembly - Tube (4WD Only)	1
50	86-5750	Tube Assembly	1
51	94-8299	Tube Assembly - Steering	1
52	86-5770	Tube Assembly - Relief	1

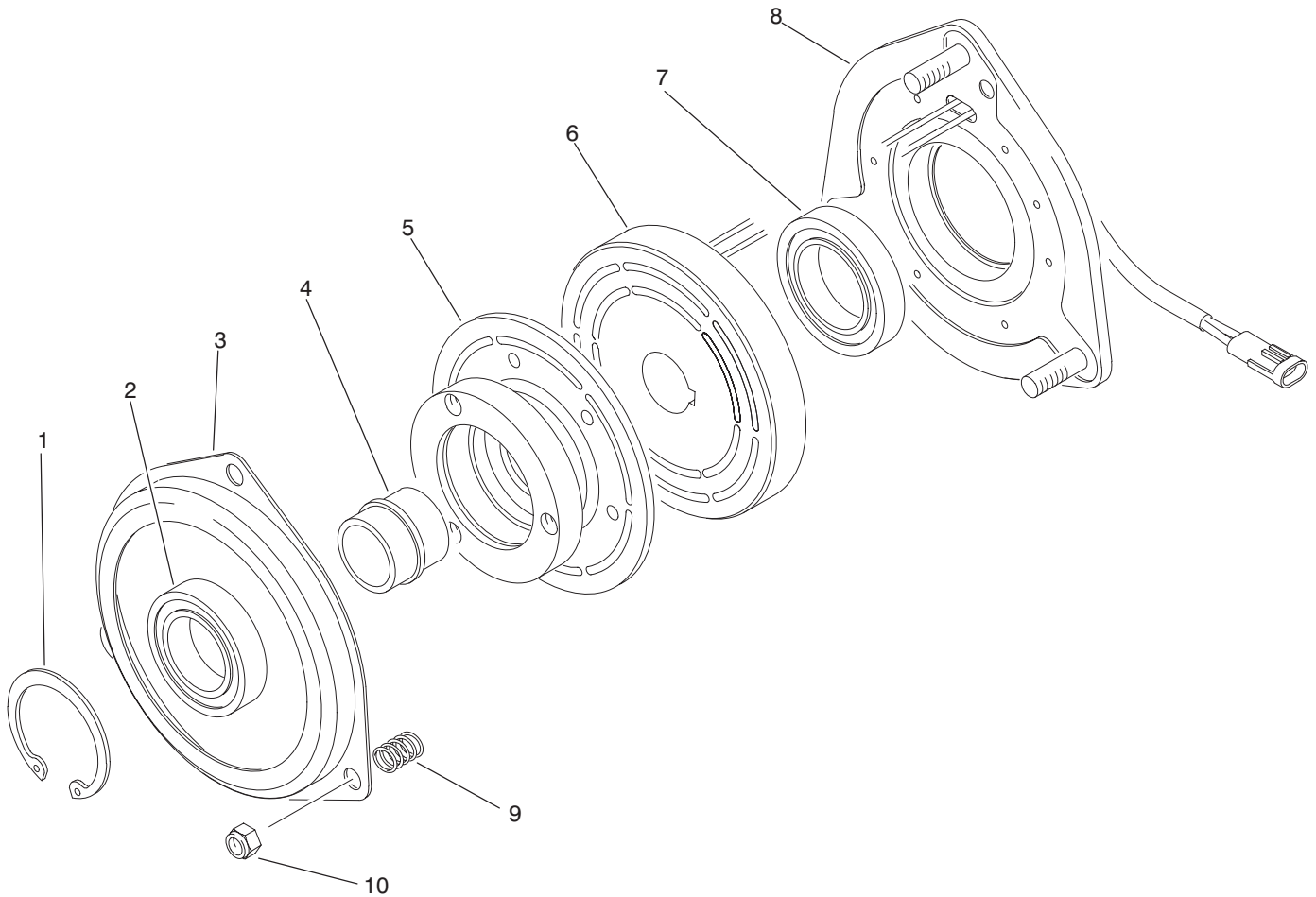


T-1519-2

PTO SHAFT & CLUTCH ASSEMBLY

Ref. No.	Part No.	Description	No. Used
1	3274-71	Screw - Soc. Hex. Hd.	2
2		Collar - Bearing	1
3		Screw - Set	1
4	86-5620	Bearing (Incl. Ref. 2 & 3)	1
5	84-1320	Shaft - P.T.O.	1
6	66-9303	Screw - Flange Head	6
7	3256-24	Washer - Flat	6
8	32144-11	Screw - Hex. Washer Hd.	5
9	86-5470	Harness - Wire	1
10	2412-109	Clamp-J	2
11	48-9470	Bolt - Hex. Head	3
12	325-14	Screw	1
13	84-1410	Adapter - Clutch	1
14	92-5818	Housing - Bearing, Lower	1
15	88-1140	Spacer - Bearing, Lower	1
16	251-310	Bearing - Ball	2
17	84-0180	Pulley - Lower	1
18	84-1540	Key	1
19	88-1170	Belt - Matched Set	1
21	84-1570	Spacer	1
22	84-1550	Mount - Rubber	5

Ref. No.	Part No.	Description	No. Used
23	88-1510	Screw - Special	1
24	3234-22	Screw - Flange Head	3
26	84-1560	Washer - Thrust	4
27	3296-25	Nut - Lock	5
28	32128-49	Nut - Flange Head	3
29	325-9	Screw - Cap Hex. Hd.	2
30	88-1450	Nut - Lock, Bearing	1
31	94-5623	Harness - Wire, Main	1
32	88-1460	Washer - Lock	1
33	88-1150	Spacer - Clutch	1
34	92-5817	Pin - Clutch Stop	1
35	88-1280	Cover - Belt, Lower	1
36	3256-70	Washer - Flat	3
37	98-7250	Clutch	1
38	84-1580	Washer - Clutch	1
39	3234-19	Screw - Flange Head	1
40	86-3040	Flange - Rubber	1
41	3296-39	Nut - Lock	3
42	86-1990	Washer	4
43	302-60	Fitting - Grease	1
44	3296-47	Nut - Lock	1
45	88-8950	Decal - Warning	1

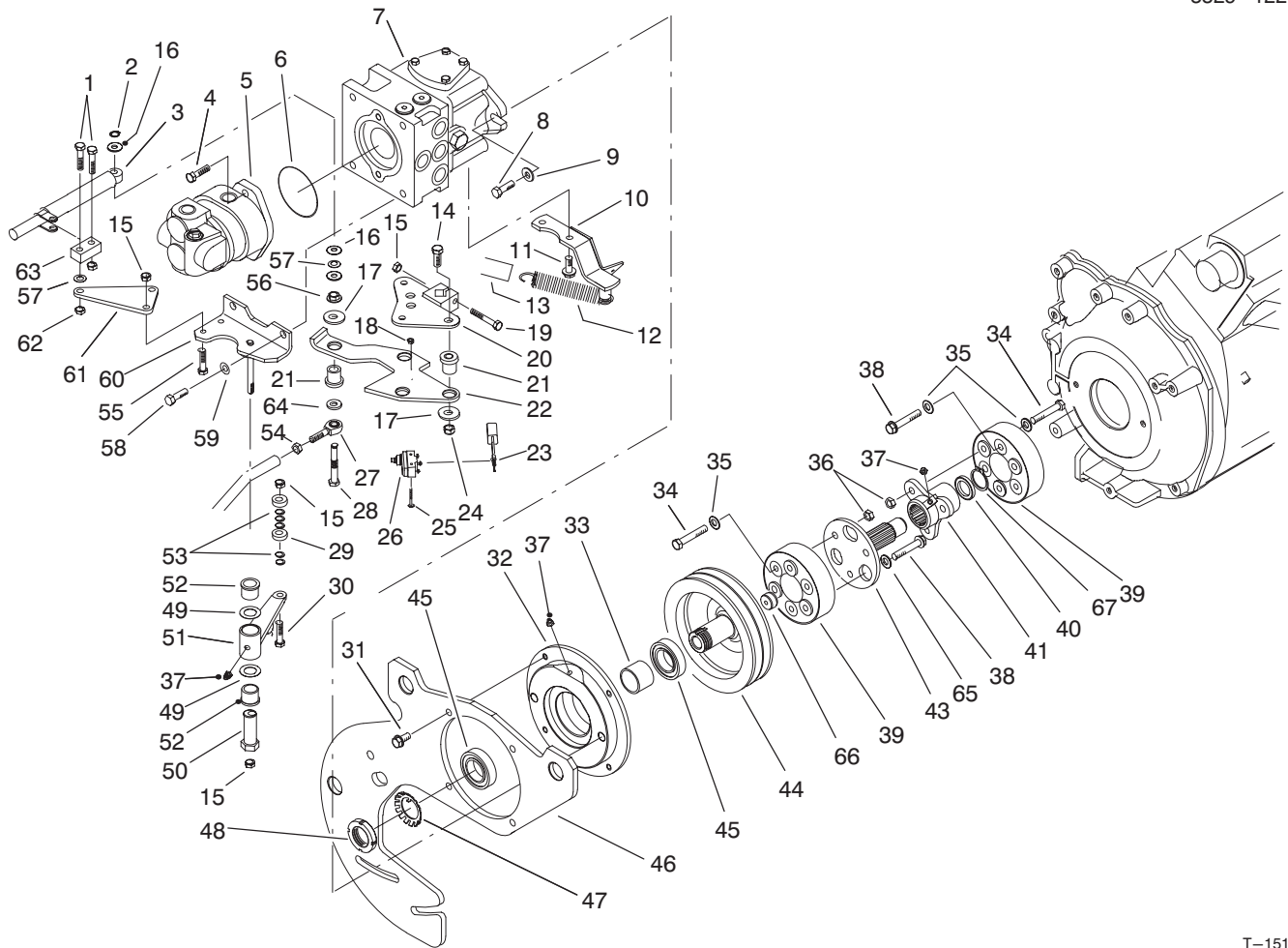


T-1523-1

CLUTCH ASSEMBLY NO. 98-7250

Ref. No.	Part No.	Description	No. Used
1		Ring – Retaining	1
2		Bearing	1
3	88-1370	Plate – Brake	1
4		Collar – Bearing	1
5	98-7253	Assembly – Armature (Incl. Ref. #1, 2 & 4)	1

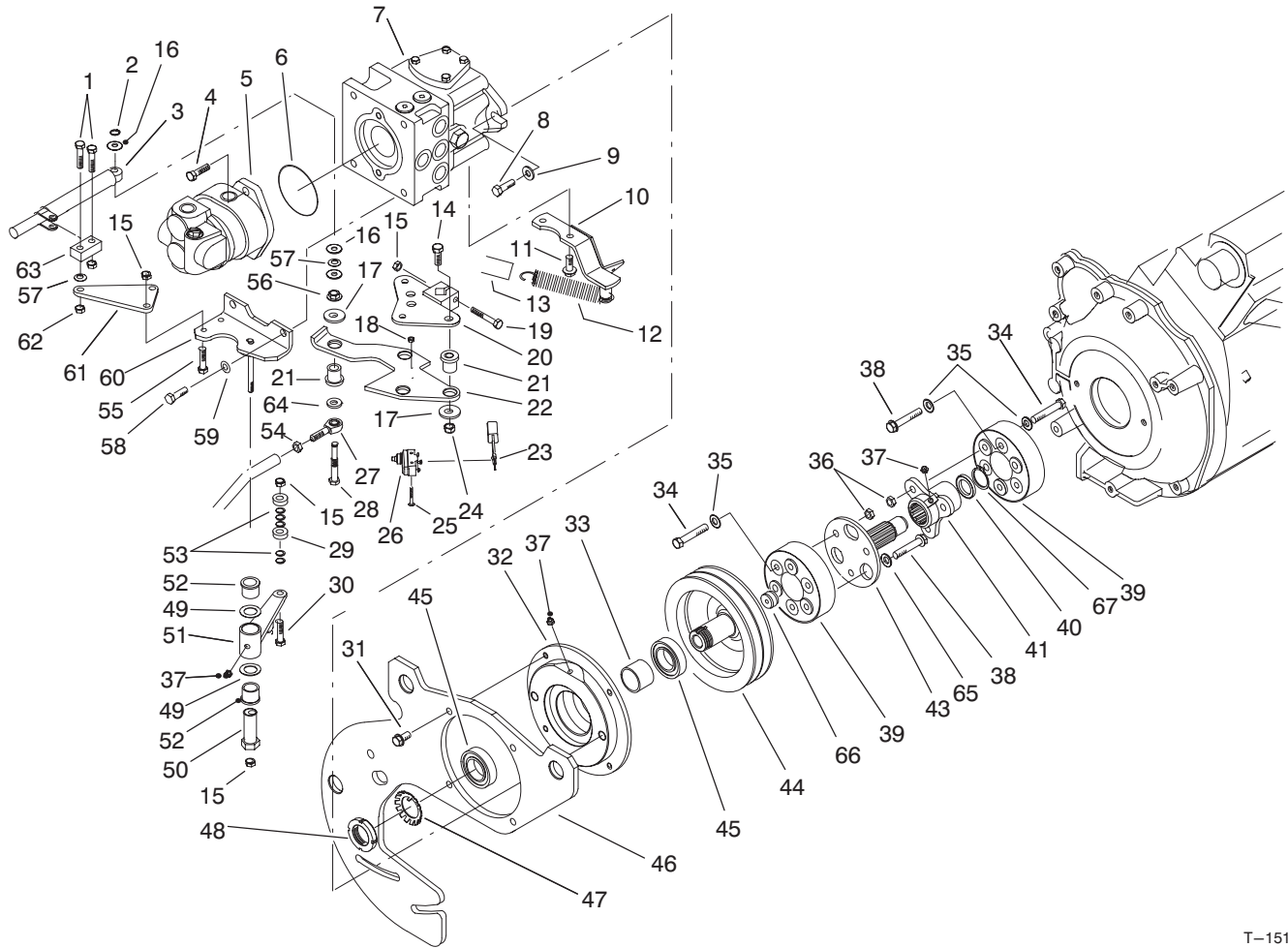
Ref. No.	Part No.	Description	No. Used
6		Assembly – Field Coil	1
7		Bearing – Field	1
8	88-1610	Assembly – Field Rotor (Incl. Ref. #6 &7)	1
9	44-8320	Spring	3
10	3296-6	Nut – Lock	3



T-1511-3

HYDRAULIC PUMP INSTALLATION ASSEMBLY

Ref. No.	Part No.	Description	No. Used	Ref. No.	Part No.	Description	No. Used
1	322-6	Screw - Cap Hex. Hd.	2	27	2411-36	Rod End	1
2	32151-73	Ring - Clip	1	28	82-5280	Shaft - Pivot	1
3	76-8870	Asm. - Damper, Lever	1	29	251-259	Bearing - Ball	2
4	323-7	Screw - Cap Hex. Hd.	2	30	322-7	Screw - Cap Hex. Hd.	1
5	94-8297	Asm. - Pump, Gear	1	31	3234-1	Screw - Hex. Flange Hd.	4
6	237-161	O-Ring	1	32	84-0750	Housing - Bearing	1
7	86-5590	Assembly - Pump	1	33	86-5940	Spacer - Bearing	1
8	3213-2	Screw - Hex. Hd. Flange	2	34	323-47	Screw - Cap Hex. Hd.	6
9	3256-26	Washer - Flat	2	35	3256-24	Washer - Flat	9
10	84-1380	Anchor - Spring	1	36	3296-39	Nut - Lock	6
11	32144-26	Screw - Hex. Washer Hd.	2	37	302-5	Fitting - Grease	3
12	76-9430	Spring - Extension	1	38	66-9303	Screw - Hex. Flange Hd.	6
13	84-1480	Hose - Dampener	1	39	86-3040	Coupling - Rubber	2
14	323-29	Screw - Cap Hex. Hd.	3	40	253-43	Seal - Grease	1
15	3296-29	Nut - Lock	5	41	84-1330	Hub - Splined	1
16	3256-71	Washer - Flat	3	43	84-1030	Driveshaft	1
17	63-8410	Washer	4	44	84-0170	Pulley - P.T.O.	1
18	3296-9	Nut - Lock	2	45	251-314	Bearing	2
19	322-10	Screw - Cap Hex. Hd.	1	46	86-2830	Plate - Adapter, Main	1
20	82-5180	Control - Pump	1	47	88-1440	Washer - Lock	1
21	63-9751	Mount - Rubber	4	48	88-1430	Nut - Lock, Bearing	1
22	88-1470	Plate - Control, Pump	1	49	3-6498	Washer	2
23	86-3020	Wire - Neutral, Switch	1	50	76-8640	Stud - Traction	1
24	3296-59	Nut - Lock	3	51	92-2581	Neutral Switch Arm Asm. (Incl. Ref. #37 & 52)	1
25	3249-11	Screw - Machine Rd. Hd.	2	52	256-113	Bushing	2
26	29-6163	Switch - Micro	1				

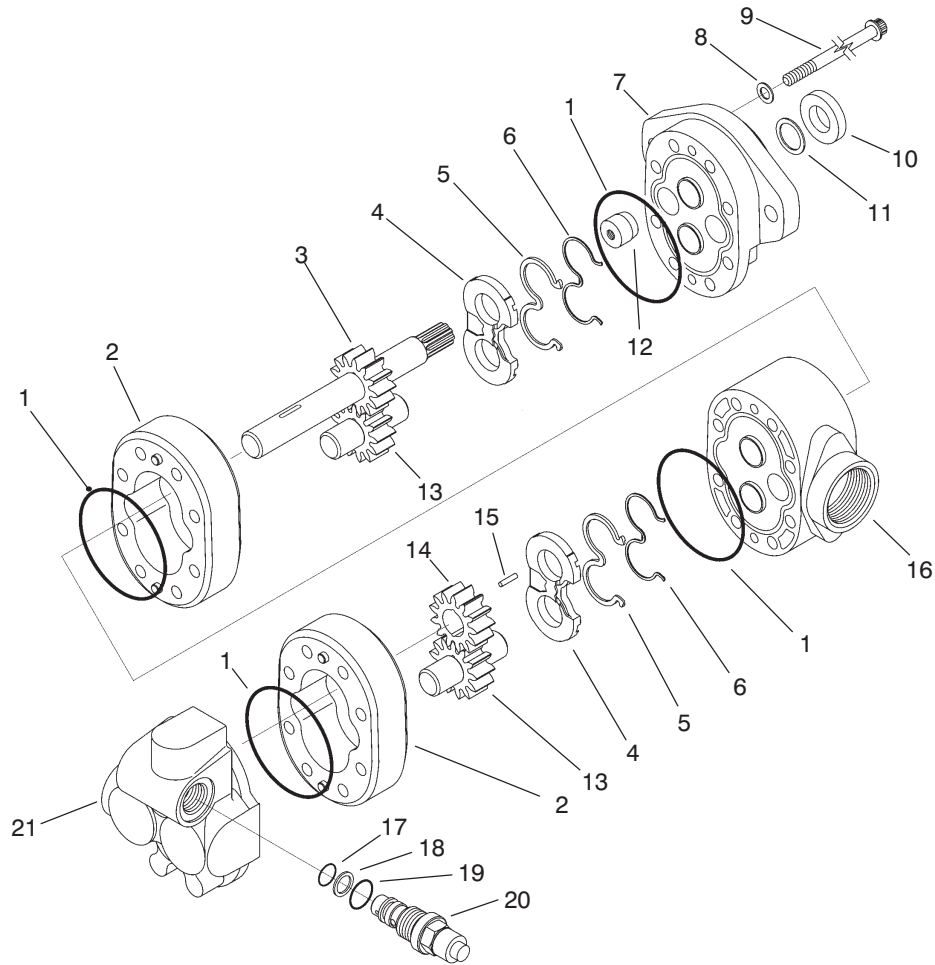


T-1511-3

HYDRAULIC PUMP INSTALLATION ASSEMBLY (Cont.)

Ref. No.	Part No.	Description	No. Used
53	75-5470	Washer	5
54	3220-3	Nut - Jam	1
55	322-5	Screw - Cap Hex. Hd.	2
56	3290-357	Nut - Flange Head	1
57	3290-477	Washer - Curved	2
58	324-4	Screw - Cap Hex. Hd.	2
59	3253-6	Washer - Lock	2
60	95-4352	Bracket - Neutral	1

Ref. No.	Part No.	Description	No. Used
61	95-4351	Plate - Pivot	1
62	3296-47	Nut - Lock	2
63	76-9760	Pivot - Damper	1
64	3256-3	Washer	1
65	80-7730	Spacer	3
66	92-1351	Plug - Pulley	1
67	32120-74	Ring - Retaining	1



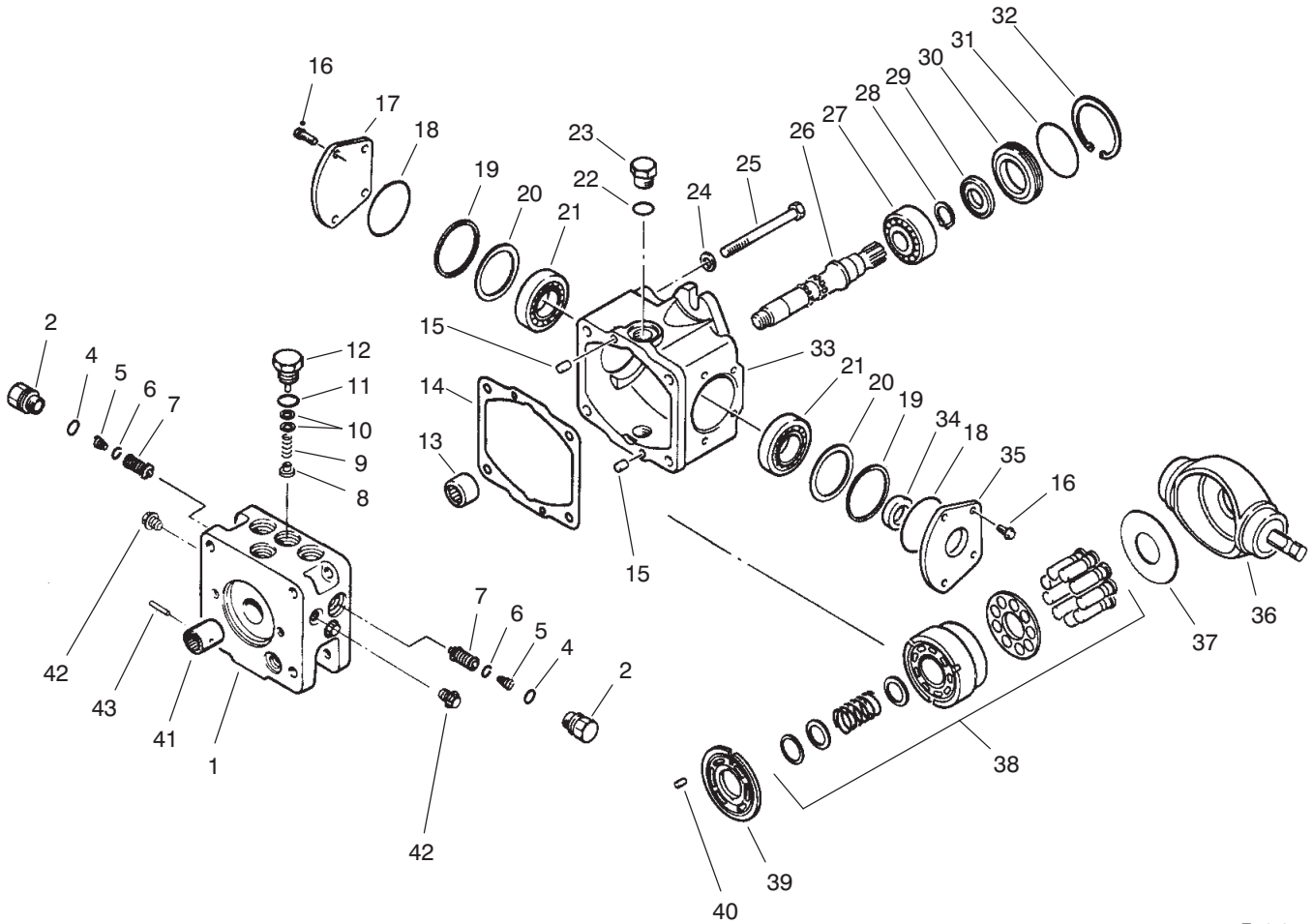
T-2619-1

GEAR PUMP ASSEMBLY NO. 94-8297

Ref. No.	Part No.	Description	No. Used	Ref. No.	Part No.	Description	No. Used
1	56-6710	O-Ring	4	13	95-4366	Asm. - Gear, Idler	2
2	95-4364	Asm. - Body	2	14	95-4373	Gear	1
3	95-4365	Asm. - Gear, Drive	1	15	95-4372	Key	1
4	95-4368	Plate - Wear	2	16	95-4371	Plate - Adaptor	1
5	95-4367	Gasket - Backup	2	†17		O-Ring	1
6	95-4369	Seal	2	†18		Washer	1
7	95-4362	Asm. - Frontplate	1	†19		O-Ring	1
8	94-8160	Washer	4	†20		Valve	1
9	95-4370	Screw - Cap	8	21	95-4363	Asm. - Backplate	1
10	49-2640	Seal - Shaft	1	*	95-4374	Asm. - Valve, Relief (Incl. Ref. #17-20)	1
11	60-5890	Washer	1				
12	94-3011	Plug	1				

*Not Illustrated

†Not Serviced Separately

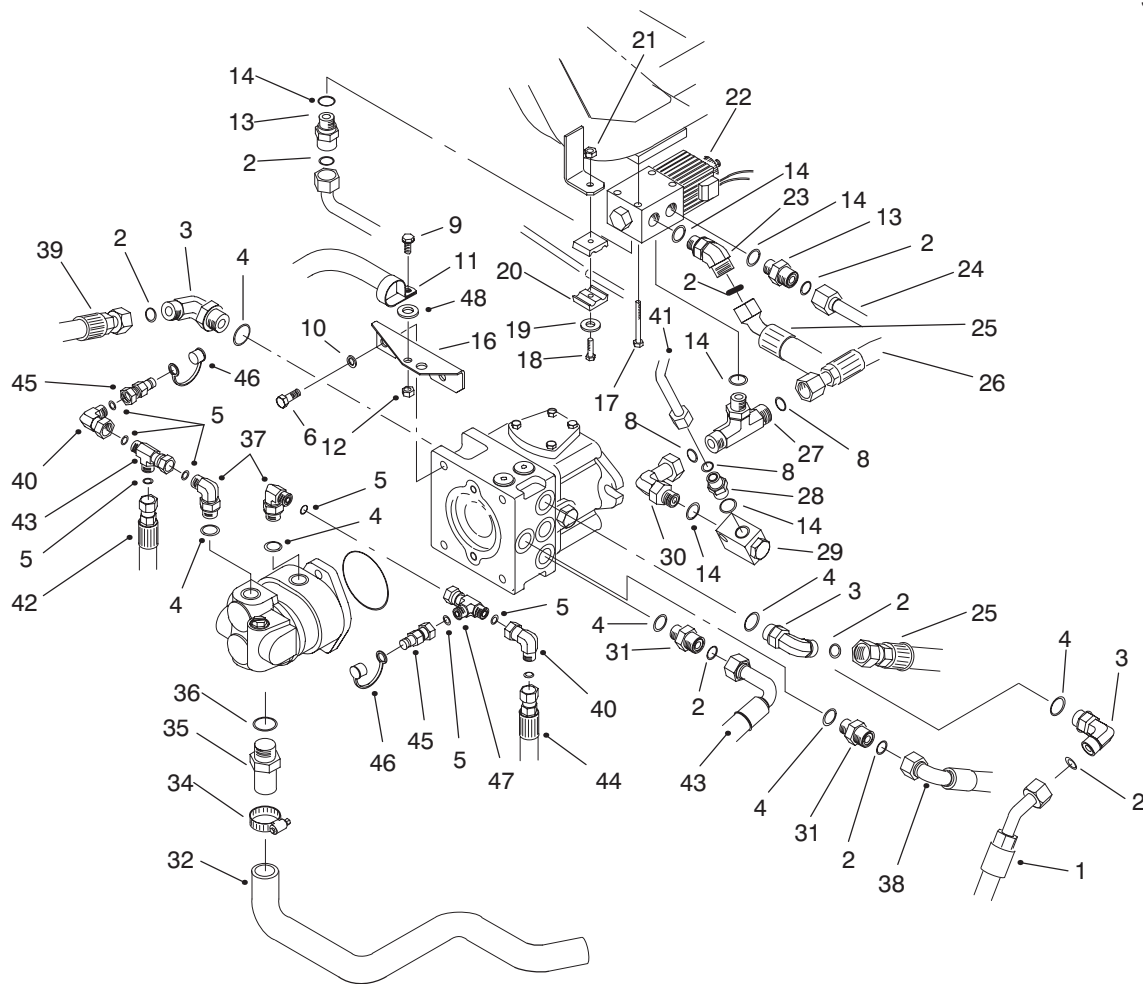


T-1497-1

TRACTION PUMP ASSEMBLY NO. 86-5590

Ref. No.	Part No.	Description	No. Used
1	92-1354	Cap - End	1
2	92-1355	Plug - Special	2
4	75-0240	O-Ring	2
5	75-0140	Spring - Conical	2
6	84-0550	Ring - Retaining	2
7	92-1356	Valve - Screw 415 BAR	2
8	84-0480	Poppet - Charge Relief	1
9	84-0490	Spring - Compression	1
10	92-1353	Shim	1
11	28-3570	O-Ring	1
12	84-0500	Asm. - Charge Relief Plug	1
13	75-0500	Bearing - Needle	1
14	84-0210	Gasket - End Cap	1
15	75-0480	Pin	2
16	84-0460	Screw	8
17	84-0440	Cover - Trunnion	2
18	84-0430	O-Ring	4
19	84-0270	Spacer - Trunnion	4
20	84-0570	Shim - Trunnion Kit	4
21	84-0260	Bearing - Roller	4
22	353-551	Plug Assembly (Incl. Ref. #23)	3

Ref. No.	Part No.	Description	No. Used
23	237-80	O-Ring	3
24	84-0360	Washer	8
25	84-0330	Screw - Cap Hex. Hd.	8
26	84-0300	Shaft - Pump	1
27	84-0310	Bearing - Ball	1
28	84-0320	Ring - Retaining	1
29	84-0400	Seal - Lip	1
30	84-0410	Carrier - Seal	1
31	28-3520	O-Ring	1
32	84-0380	Ring - Retaining Internal	2
33	84-0240	Housing - Pump	1
34	84-0470	Seal - Lip	2
35	84-0450	Cover - Trunnion	1
36	84-0250	Swash Plate - Variable	1
37	75-0400	Plate - Thrust	1
38	75-0470	Kit - Cylinder Block	1
39	84-0280	Plate - Valve R.H.	1
40	75-0510	Pin	1
41	92-1358	Coupling	1
42	92-1352	Plug	3
43	92-1357	Pin	1

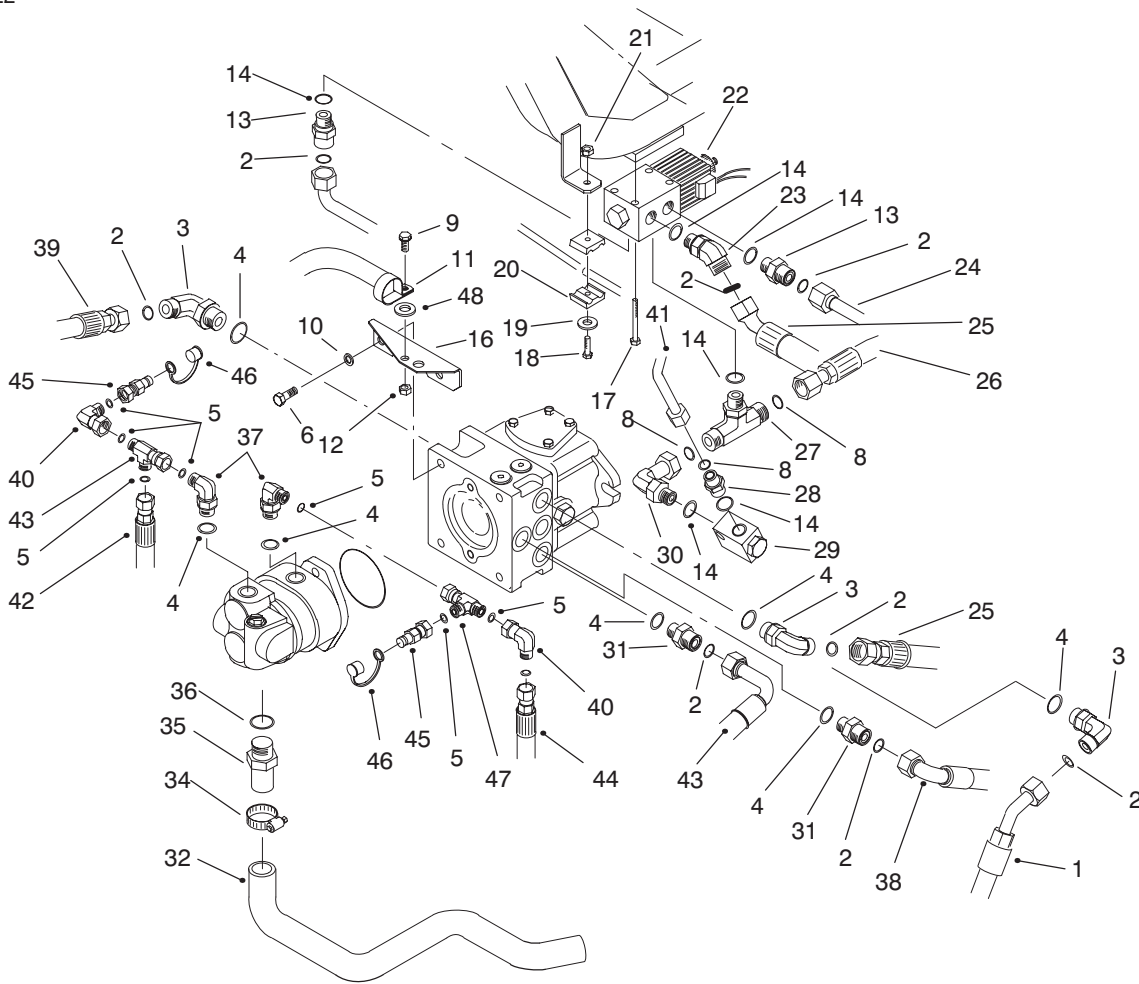


T-1498-3

HYDRAULIC PUMP FITTINGS ASSEMBLY

Ref. No.	Part No.	Description	No. Used	Ref. No.	Part No.	Description	No. Used
1	92-5841	Hose Assembly – Traction	1	23	340-55	Fitting – Hydraulic 45° (Incl. Ref. #2 & 14) (Model 30455 Only)	1
2	237-65	O-Ring	8	24	86-2770	Assembly – Tube, Traction (Model 30455 Only)	1
3	340-17	Fitting – Hydraulic 90° (Incl. Ref. #2 & 4)	2	25	92-5828	Assembly – Hose (Model 30455 Only)	1
4	237-80	O-Ring	6	26	86-2710	Assembly – Hose, Rear (Model 30455 Only)	1
5	237-22	O-Ring	7	27	340-157	Fitting – Tee (Incl. Ref. #8 & 14) (Model 30455 Only)	1
6	324-4	Screw – Cap Hex. Hd.	2	28	340-4	Fitting – Hydraulic (Incl. Ref. #8 & 14) (Model 30455 Only)	1
8	237-30	O-Ring	3	29	84-0720	Valve – Velocity (Model 30455 Only)	1
9	322-5	Screw – Cap Hex. Hd.	1	30	340-165	Fitting – Hydraulic (Incl. Ref. #14) (Model 30455 Only)	1
10	3253-6	Washer – Lock	2	31	340-7	Fitting – Hydraulic (Incl. Ref. #2 & 4)	2
11	2412-104	Clamp – R	1	32	86-2800	Hose – Suction	1
12	32128-20	Nut – Lock, Flange Head	1	34	2412-34	Clamp – Hose	1
13	340-155	Fitting – Hydraulic 90° (Incl. Ref. #2 & 14) (Model 30455 Only)	2	35	95-4356	Fitting – Hydraulic (Incl. Ref. #36)	1
14	237-79	O-Ring (Model 30455 Only)	6	36	237-146	O-Ring	1
16	88-1290	Bracket – Rod, Seat	1				
17	321-15	Screw – Cap Hex. Hd. (Model 30455 Only)	2				
18	322-6	Screw – Cap Hex. Hd.	1				
19	3256-71	Washer – Flat	1				
20	56-7973	Clamp	2				
21	3296-47	Nut – Lock	1				
22	76-9970	Valve – 4 WD (Model 30455 Only)	1				

*Not Illustrated



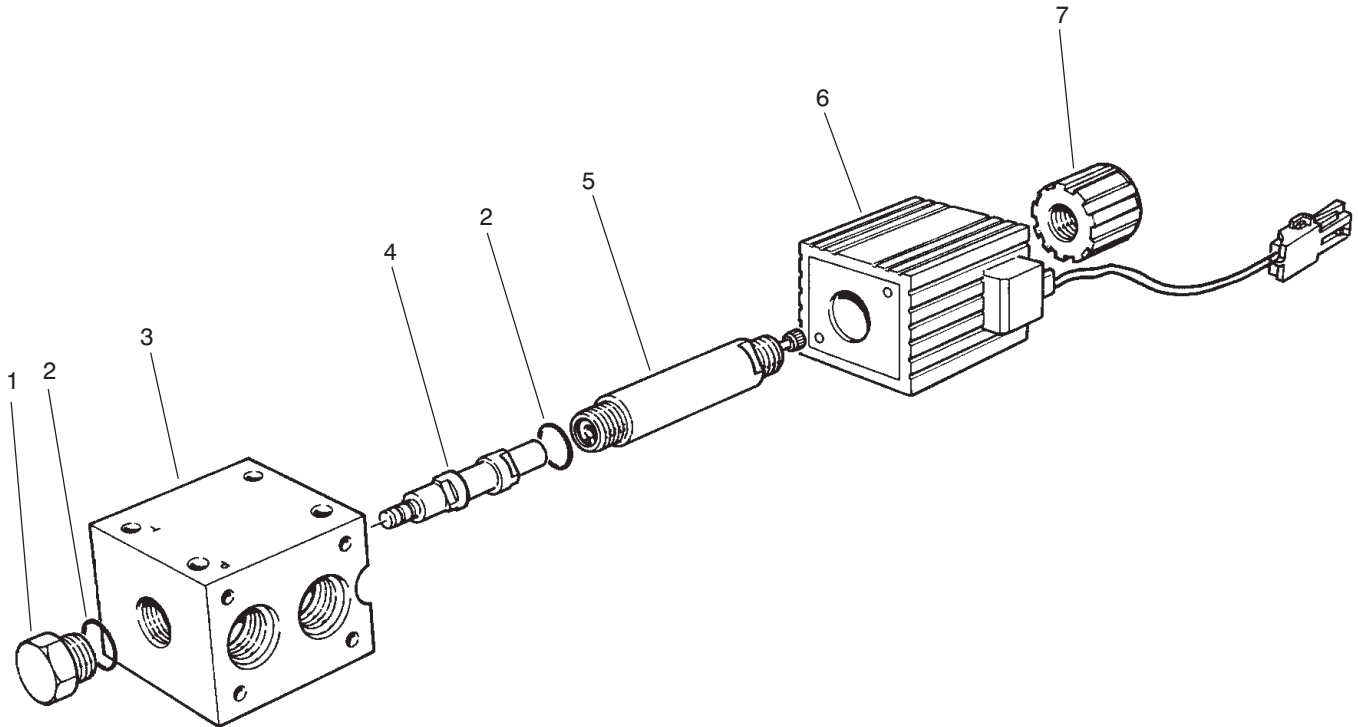
T-1498-3

HYDRAULIC PUMP FITTINGS ASSEMBLY

Ref. No.	Part No.	Description	No. Used
37	340-18	Fitting - Hydraulic 90° (Incl. Ref. #4 & 5)	2
38	86-5500	Assembly - Hose	1
39	86-3150	Assembly - Hose	1
40	340-159	Fitting - Hydraulic 90° (Incl. Ref. #5)	2
41	86-5810	Assembly - Tube (Model 30455 Only)	1

Ref. No.	Part No.	Description	No. Used
42	86-5570	Hose Assembly	1
43	92-5830	Assembly - Hose	1
44	95-4354	Hose Assembly	1
45	86-5480	Fitting - Diagnostic	2
46	354-79	Cap - Fitting	2
47	340-115	Fitting - Hydraulic Tee (Incl. Ref. #5)	2
48	80-7730	Spacer	1

*Not Illustrated

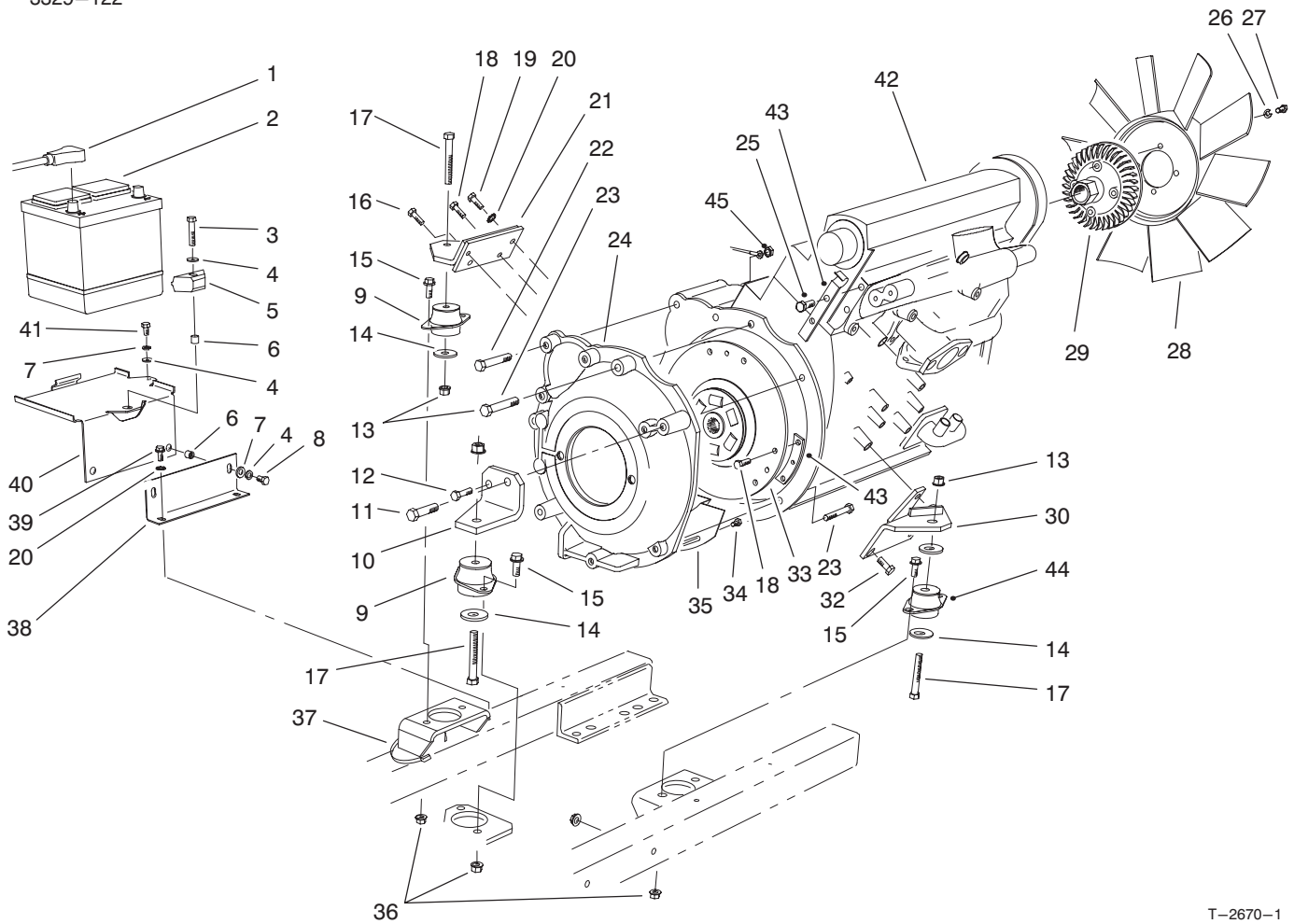


T-1126

SOLENOID VALVE ASSEMBLY NO. 76-9970 (Model No. 30455 Only)

Ref. No.	Part No.	Description	No. Used
1		Adapter Assembly (Incl. Ref. #2)	1
2	237-80	O-Ring	2
3		Valve - Directional	1
4		Spool	1

Ref. No.	Part No.	Description	No. Used
5		Tube Assembly (Incl. Ref. #2)	1
6	218-591	Coil Assembly	1
7	218-592	Nut - Coil	1



T-2670-1

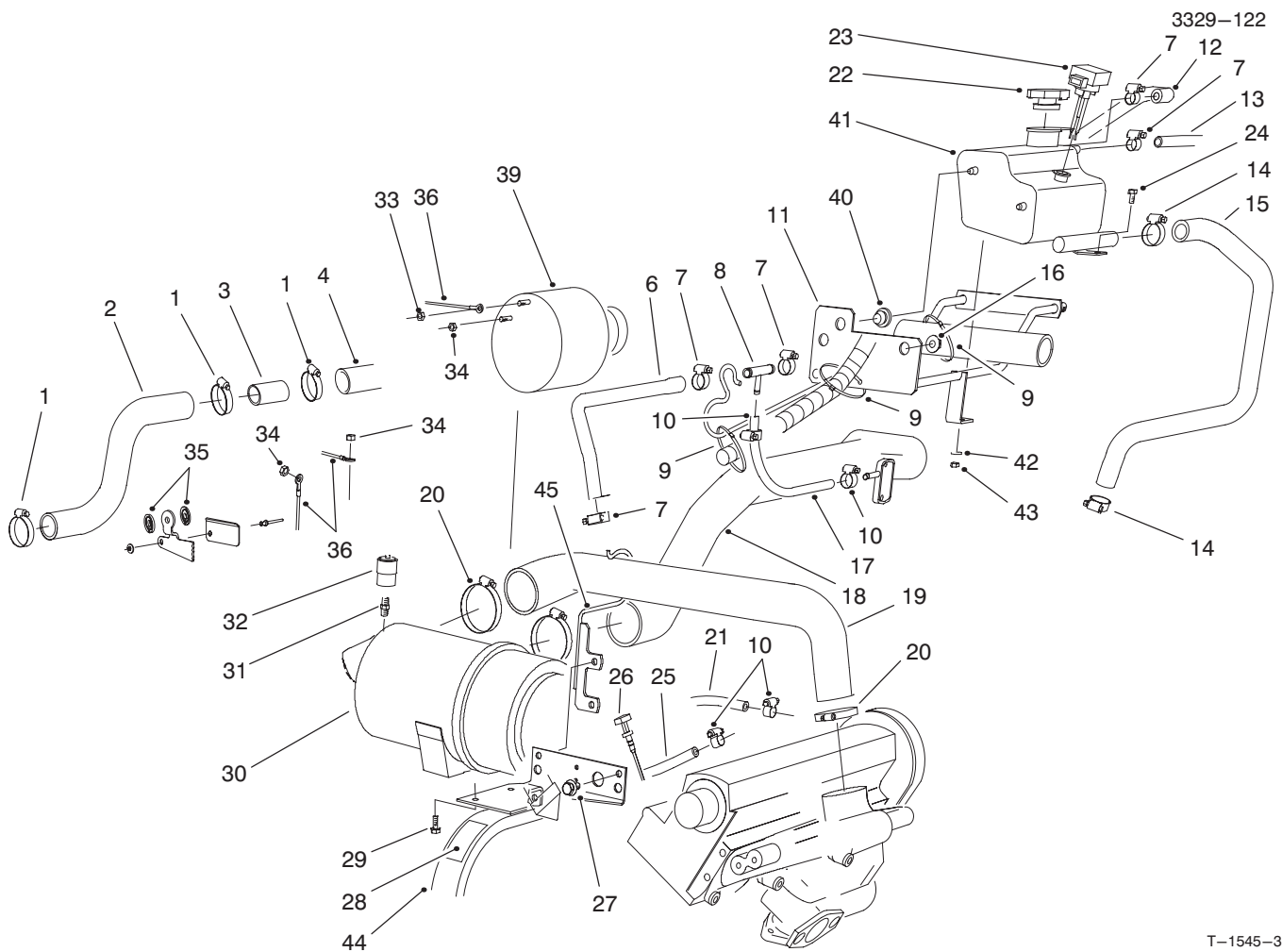
ENGINE & BATTERY INSTALLATION ASSEMBLY

Ref. No.	Part No.	Description	No. Used
1	74-9080	Cable - Battery Pos.	1
*	74-9090	Cable - Battery Neg.	1
†2		Battery	1
3	323-9	Screw - Cap Hex. Hd.	1
4	3256-24	Washer - Flat	4
5	66-2490	Clamp - Battery	1
6	32148-10	Insert - Threaded	3
7	3253-21	Washer - Lock	3
8	323-33	Screw - Cap Hex. Hd.	2
9	53-9681	Mount - Rubber, Engine	2
10	74-5470	Mount - Engine	1
11	48-7840	Screw - Cap Hex. Hd.	1
12	48-9470	Screw - Cap Hex. Hd.	1
13	32128-37	Nut - Lock, Flange Hd.	3
14	87-5100	Washer - Flat	4
15	3234-11	Screw	6
16	48-9460	Screw - Cap Hex. Hd.	1
17	324-12	Screw - Cap Hex. Hd.	3
18	48-7700	Screw - Cap Hex. Hd.	8
19	48-7730	Screw - Cap Hex. Hd.	1
20	3255-8	Washer - Lock, Ext. Tooth	2
21	76-4120	Mount - Engine	1
22	48-7810	Screw - Cap Hex. Hd.	3
23	48-7570	Screw - Cap Hex. Hd.	3

Ref. No.	Part No.	Description	No. Used
24	84-0760	Adapter - Pump to Engine	1
25	93-5398	Screw - Cap Hex. Hd.	2
26	3253-4	Washer - Lock	4
27	322-3	Screw - Cap Hex. Hd.	4
28	74-3650	Fan	1
29	74-5520	Clutch - Fan	1
30	76-4220	Mount - Engine	1
32	48-7780	Screw - Cap Hex. Hd.	3
33	84-1440	Plate - Adapter	1
34	48-7610	Screw - Cap Hex. Hd.	3
35	77-3600	Shield - Adapter (Furnished with engine)	1
36	3290-357	Nut - Lock	6
37	3290-378	Tie - Cable	1
38	76-4310	Support - Base, Battery	1
39	32144-11	Screw - Hex. Washer Hd. Battery Base Assembly (Incl. Ref. #6)	2
40	14-0949		1
41	323-4	Screw - Cap Hex. Hd.	1
42	93-4233	Engine Assembly	1
43	94-5615	Bracket - Return Hose	1
44	53-9682	Mount - Rubber, Engine	1
45	48-7930	Nut - Hex.	1

*Not Illustrated

†Obtain Locally

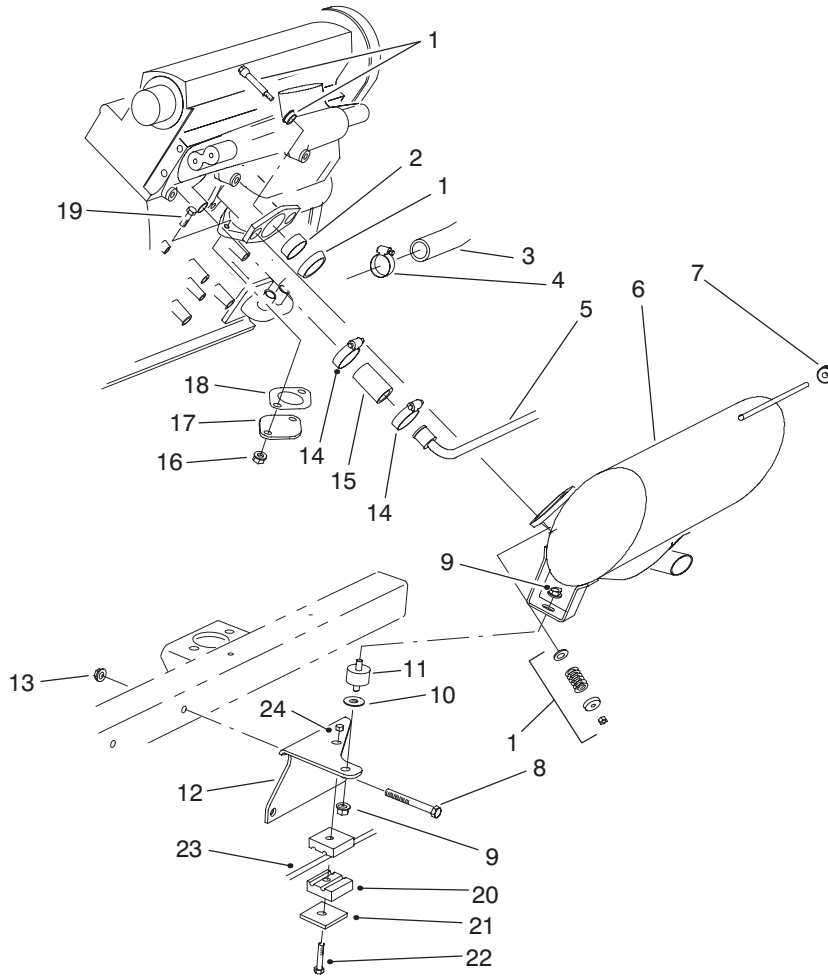


T-1545-3

ENGINE PLUMBING ASSEMBLY

Ref. No.	Part No.	Description	No. Used	Ref. No.	Part No.	Description	No. Used
1	2412-3	Clamp - Hose	3	†23	94-9984	Sensor - Water Level	1
2	94-1418	Hose - Radiator, Upper	1	24	33105-020	Screw - Hex. Hd. Flange	1
3	93-7594	Spacer - Tubular	1	25	63-7622	Hose - Fuel	1
4	93-7221	Hose - Radiator, Upper	1	†26	93-9175	Dipstick	1
6	94-2630	Hose - Return	1	27	3234-11	Screw - Flange	3
7	2412-36	Clamp - Hose	5	28	83-9150	Decal - Starting Fluid	1
8	93-4207	Fitting - Hose Tee	1	29	33104-016	Screw - Hex. Hd. Flange	2
9	3290-378	Tie - Cable	2	30	93-7485	Filter Assembly	1
10	2412-108	Clamp - Hose	4	31	94-1416	Adapter Assembly	1
11	93-7229	Degassing Support Asm.	1	32	93-9164	Service Indicator	1
12	93-7788	Hose - Return	1	33	48-7930	Nut - Hex.	1
13	94-5625	Hose - Radiator, Overflow	1	34	48-7880	Nut - Hex.	3
14	2412-129	Clamp - Hose	2	35	86-2990	Mount - Throttle Cable	2
15	94-5604	Hose - Overflow	1	36	94-5623	Wire Harness - Main	1
16	3290-357	Nut - Flange	3	39	94-3252	Alternator	1
17	63-7622	Hose - Fuel Line	1	†40	94-2801	Grommet - Rubber	2
18	93-7224	Hose - Intake	1	†41	94-9983	Box - Degassing	1
19	93-7223	Hose - Air Cleaner	1	42	33093-00	Washer - Flat	1
20	2412-125	Clamp - Hose	3	43	33023-00	Nut - Lock, Nylon Insert	1
21	63-7627	Hose - Fuel	1	44	93-7236	Bracket - Support	1
†22	94-2800	Cap - Radiator	1	45	94-8003	Support - Air Cleaner Hose	1

† Furnished with engine.

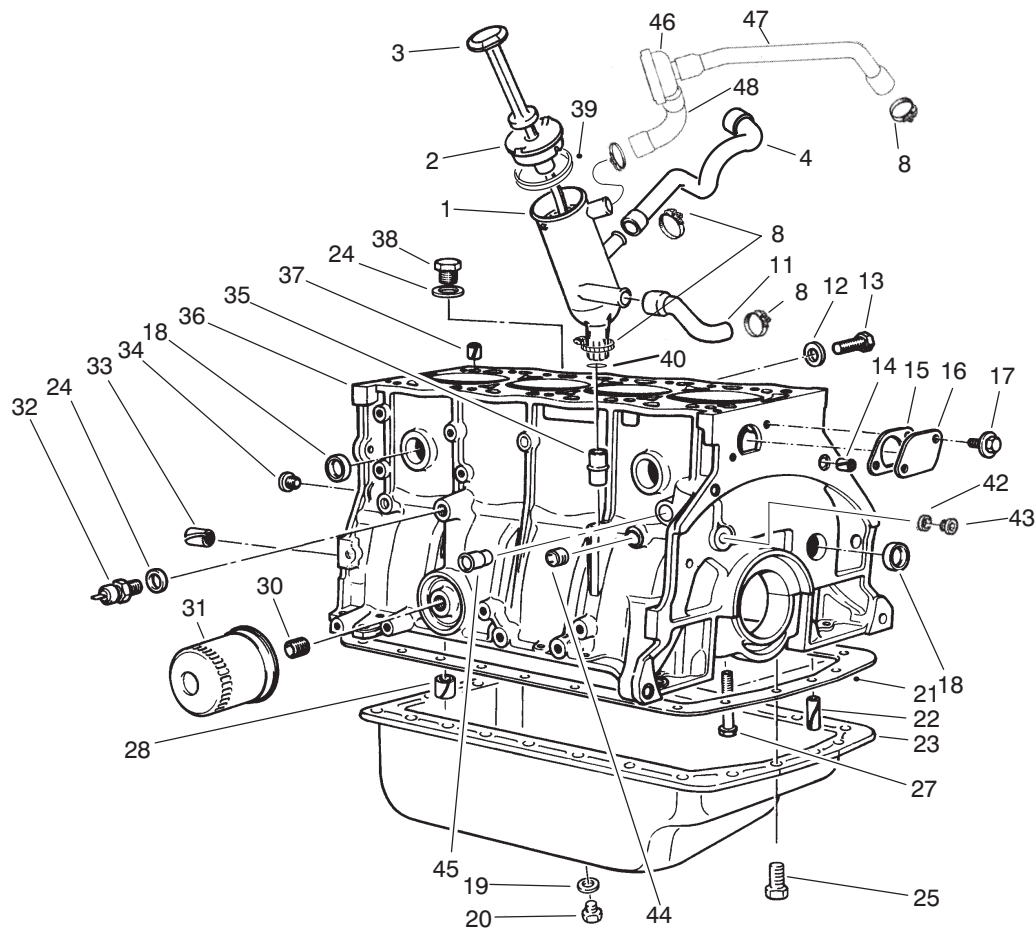


T-1544-2

MUFFLER & AIR CLEANER INSTALLATION ASSEMBLY

Ref. No.	Part No.	Description	No. Used
†1	94-2814	Kit – Exhaust Coupler	1
†2	94-2815	Sleeve – Exhaust Flange	1
3	74-6020	Hose – Radiator, Lower	1
4	2412-3	Clamp – Hose	1
5	92-7381	Tube – Water, Return	1
6	94-8012	Muffler Assembly	1
7	94-2812	Grommet	1
8	323-20	Screw – Cap Hex. Hd.	2
9	32128-20	Nut – Lock, Flange	2
10	62-9510	Washer – Brake Lever	1
11	94-5608	Mount – Rubber	1
12	93-7245	Bracket – Support	1

Ref. No.	Part No.	Description	No. Used
13	32128-19	Nut – Lock, Flange	2
14	2412-129	Clamp – Hose	4
15	74-6490	Hose – Water Line	2
16	33004-00	Nut – Hex. Flange	2
17	92-7382	Cover – Manifold	1
18	77-3700	Gasket – Muffler, Exhaust	1
19	33104-020	Screw – Hex. Hd. Flange	2
20	56-7971	Clamp – Tube	2
21	69-9761	Plate – Cover	1
22	322-9	Screw – Hex. Hd.	1
23	94-8298	Tube Assembly – Oil Cooler	1
24	32152-1	Nut – Lock	1

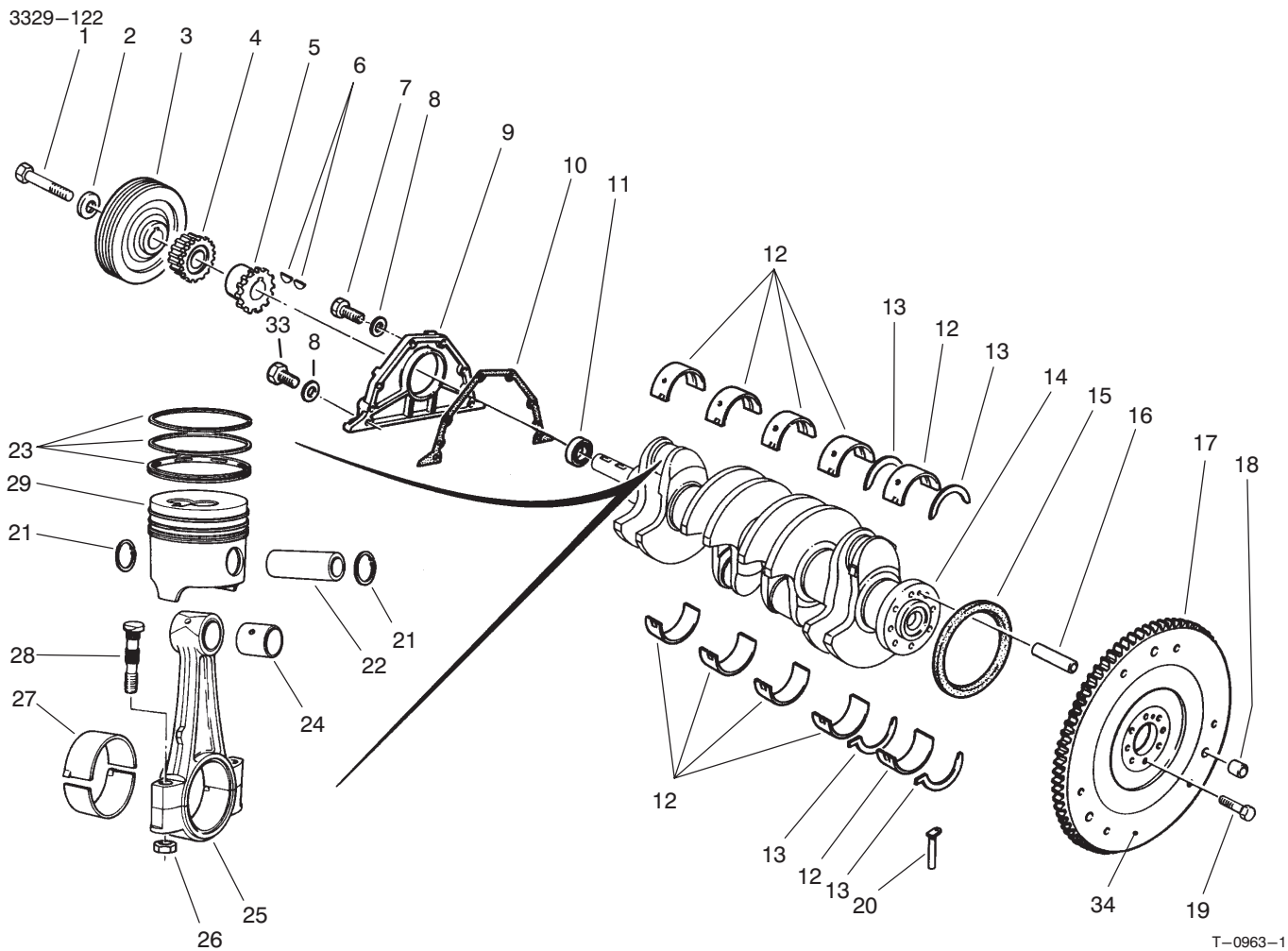


T-2142-1

CRANKCASE ASSEMBLY

Ref. No.	Part No.	Description	No. Used	Ref. No.	Part No.	Description	No. Used
1	94-3181	Oil Filler (Incl. Ref. 39)	1	27	74-7930	Screw - Bearing Cap	10
2	94-3182	Plug	1	28	74-7940	Bushing - Spring	1
3	93-9175	Dipstick - Oil	1	29	74-7950	Screw - Plate	6
4	94-3184	Union	1	30	74-7960	Stud - Filter	1
8	2412-129	Clamp - Hose	8	31	74-7970	Filter - Oil	1
11	74-7770	Hose - Crankcase	1	32	94-3180	Switch - Pressure	1
12	74-7780	Gasket	1	33	74-7990	Pin - Spring	4
13	74-7790	Screw	1	34	74-8000	Plug	2
14	74-7800	Pin	2	35	74-8010	Guide - Dipstick	1
15	74-7810	Gasket - Plate	1	36	94-3100	Short Block Assembly (Incl. Pistons next page)	1
16	74-7820	Plate	1	37	74-8030	Pin - Spring	1
17	94-3112	Screw - Washer Hd.	2	38	74-8040	Plug - Drain	1
18	74-7840	Plug - 27 mm Dia.	8	39	94-3183	Gasket	1
*	94-3108	Plug - 27.5 mm Dia.	8	40	94-3186	O-Ring	1
*	94-3109	Plug - 28.5 mm Dia.	9	42	94-3106	Gasket	2
19	74-7320	Gasket	1	43	94-3104	Plug - Threaded	2
20	74-7310	Plug - Threaded	1	44	94-3103	Plug - Threaded	1
21	74-7380	Gasket - Oil Pan	1	45	94-3110	Stud	1
22	94-3111	Pin - Groove	2	46	74-5760	PCV Valve	1
23	74-7300	Pan - Oil	1	47	94-3192	Union	1
24	74-7850	Gasket	2	48	94-3191	Union	1
25	74-7330	Screw - Cap Hex. Hd.	23	*	74-7860	Gasket Set (Without Head Gasket)	1
26	77-3790	Plug - Drain	1				

*Not Illustrated



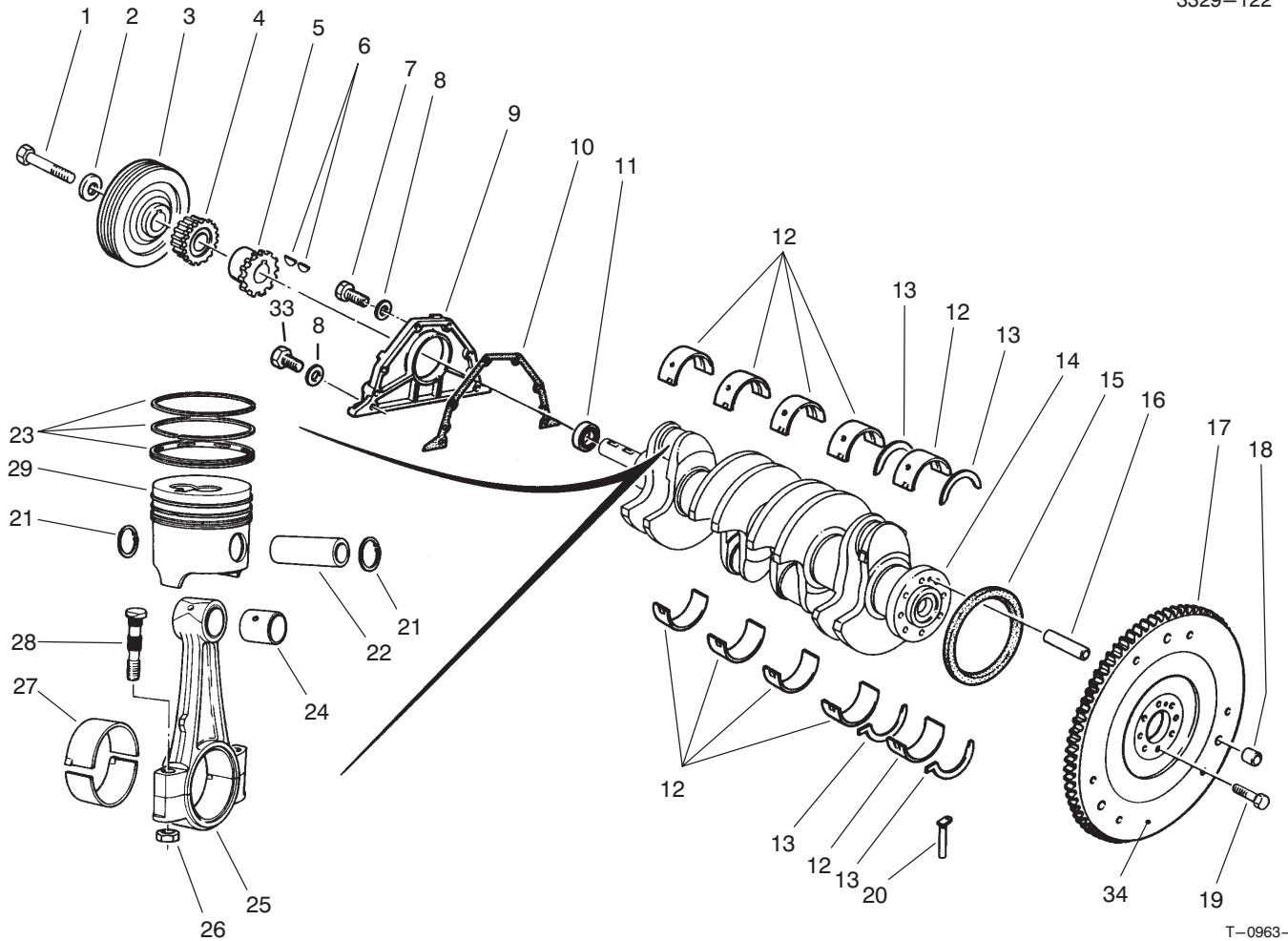
T-0963-1

CRANKSHAFT ASSEMBLY

Ref. No.	Part No.	Description	No. Used
1	94-3145	Screw – Cap Hex. Hd.	1
2	74-8080	Washer	1
3	94-3144	Pulley	1
4	74-8100	Gear – Pinion	1
5	74-8110	Sprocket – Oil Pump	1
6	74-8120	Key – Woodruff	2
7	94-3150	Screw – Cap Hex. Hd.	4
8	94-3151	Washer	6
9	74-8140	Cover	1
10	74-8150	Gasket – Cover	1
11	94-3148	Seal – Shaft	1
12	74-8170	Bearing Set (Std.) Set of 10 Half Bearings	1
*	74-8180	Bearing Set (.30mm OS) Set of 10 Half Bearings	1
13	94-3141	Thrust Bearing Set (Std.)	2
*	74-8200	Thrust Bearing Set (.10mm OS)	2
*	74-8210	Thrust Bearing Set (.15mm OS)	2
*	74-8220	Thrust Bearing Set (.20mm OS)	2
14	74-8230	Crankshaft	1

Ref. No.	Part No.	Description	No. Used
15	74-8240	Seal	1
16	74-7990	Pin	1
17	94-3149	Gear – Flywheel	1
18	74-8270	Pin	3
19	74-8280	Screw – Cap Hex. Hd.	8
20	74-8290	Seal – #1 Bearing Cap	2
21	74-8300	Clip – Piston Pin	8
22	74-8310	Pin – Piston	4
23	94-3158	Piston Ring Set Std.	4
*	74-8320	Piston Ring Set – 0.20 mm	4
*	74-8330	Piston Ring Set – 0.50 mm	4
*	74-8340	Piston Ring Set – 0.80 mm	4
24	98-9965	Bushing – Sleeve	4
25	74-8360	Rod – Connecting, Set of 4 (Incl. Ref. #24)	1
26		Nut – Hex.	8
27	74-8380	Bearing – Connecting Rod (Std.) Set of 8 Half Bearings	1
*	74-8390	Bearing – Connecting Rod (49.7mm ID) Set of 8 Half Bearings	1
28	74-8400	Bolt – Connecting Rod (Incl. Ref. #26)	8

*Not Illustrated



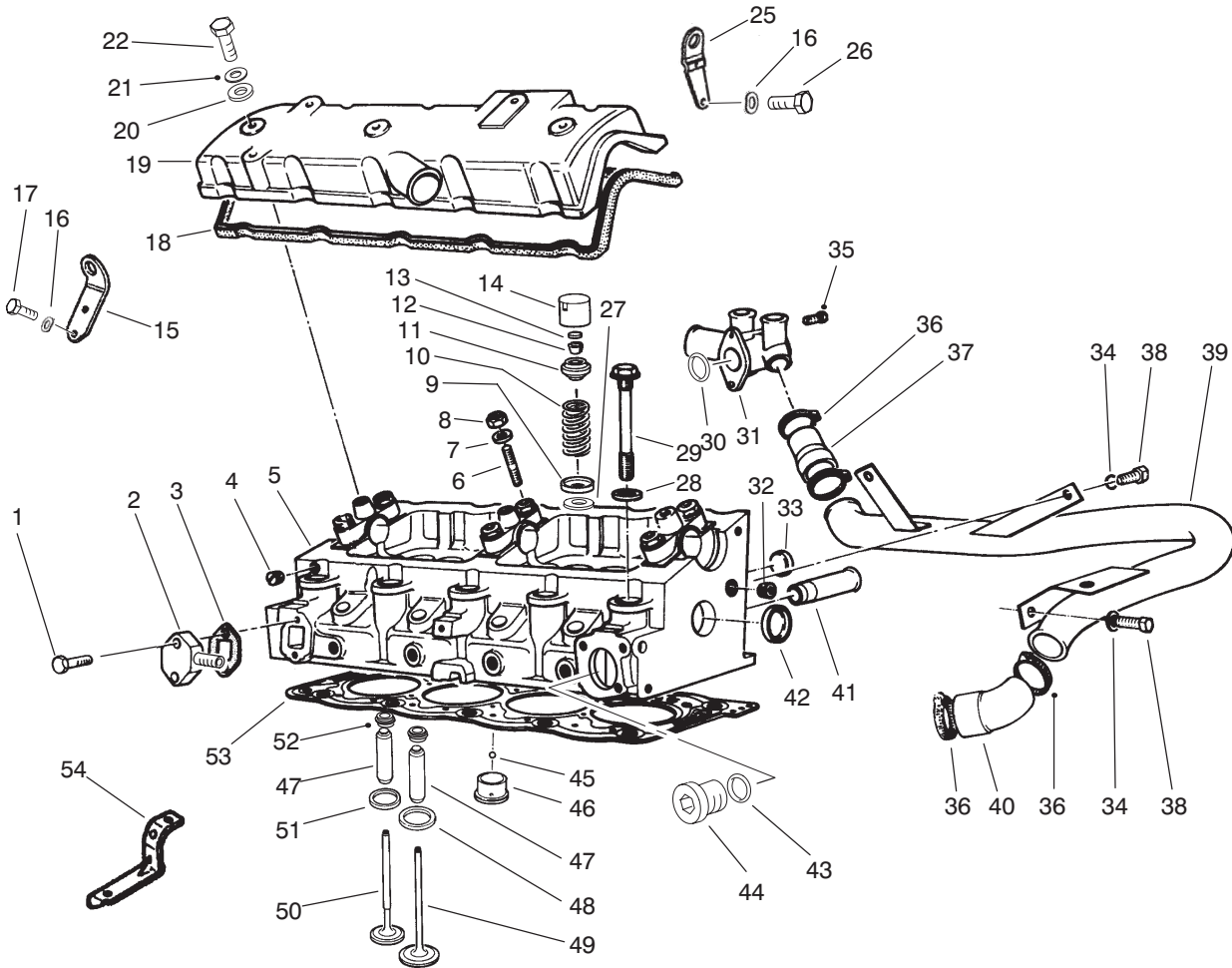
T-0963-1

CRANKSHAFT ASSEMBLY (Continued)

Ref. No.	Part No.	Description	No. Used
29	94-3157	Piston Set - Std. (Incl. Ref. #21-23)	1
29	74-8420	Piston Set - Stage #1 (83.13mm OD) (Incl. Ref. #21-23)	1
*	74-8430	Piston Set - Stage #2 (83.43mm OD) (Incl. Ref. #21-23)	1
*	74-8440	Piston Set - Stage #3 (83.73mm OD) (Incl. Ref. #21-23)	1

Ref. No.	Part No.	Description	No. Used
33	94-3152	Screw - Cap Hex. Hd.	2
34	74-8260	Flywheel	1

*Not Illustrated



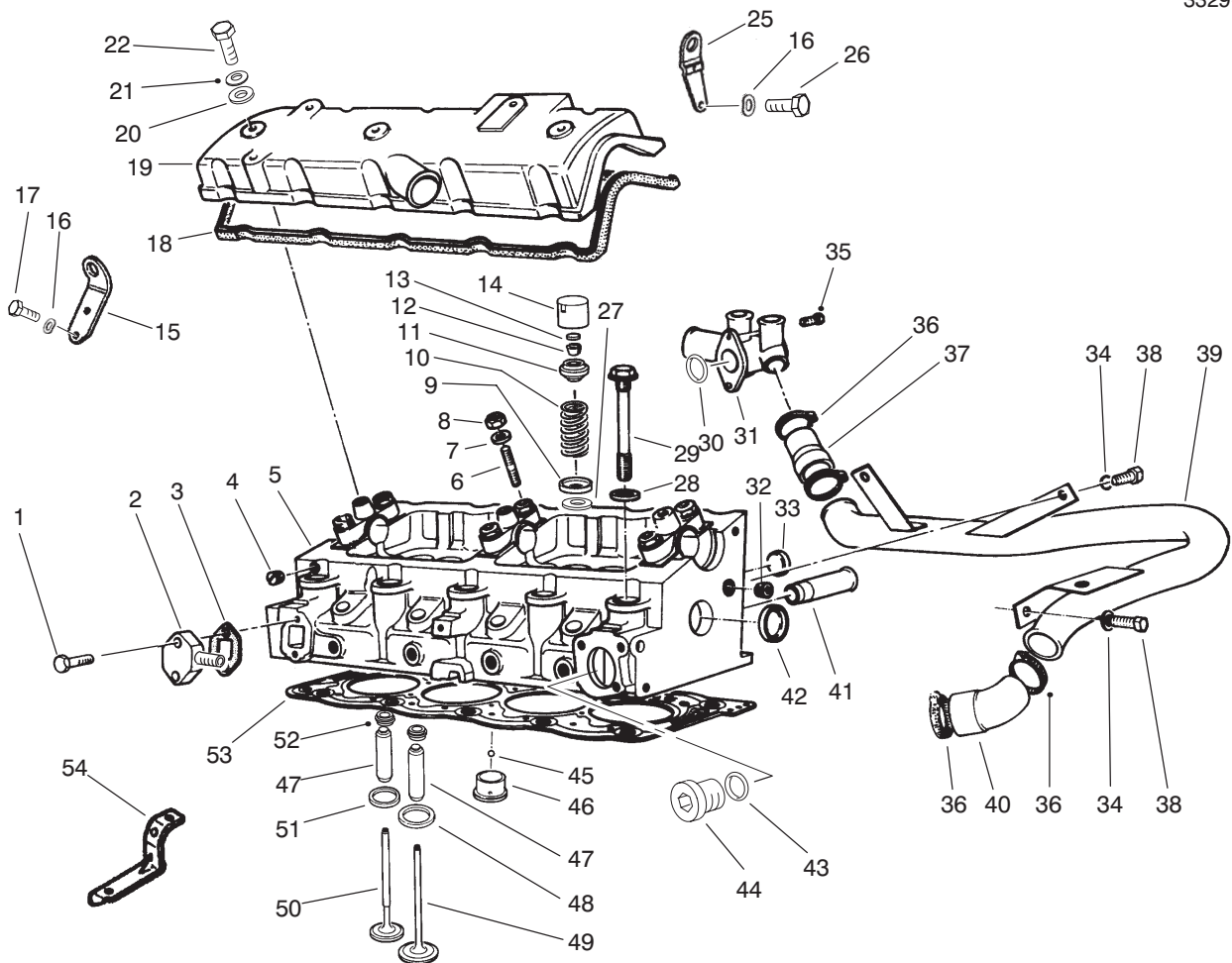
T-2148-5

CYLINDER HEAD ASSEMBLY

Ref. No.	Part No.	Description	No. Used
1	94-3123	Screw – Cap Hex. Hd.	2
2	94-3117	Plate	1
3	94-3116	Gasket	1
4	74-7600	Plug	4
5	94-3113	Cylinder Head Assembly	1
6	76-5130	Stud	6
7	74-8900	Washer – Flat	6
8	94-3115	Nut – Lock	6
9	74-6570	Cup – Lower Valve Spring	8
10	74-6560	Spring – Valve	8
11	74-6550	Cup – Upper Valve Spring	8
12	74-7240	Collar – Split	16
13	74-6580	Insert – Valve (1.650mm)	8
*	74-6590	Insert – Valve (1.725mm)	8
*	74-6600	Insert – Valve (1.800mm)	8
*	74-6610	Insert – Valve (1.900mm)	8
*	74-6620	Insert – Valve (1.975mm)	8
*	74-6630	Insert – Valve (2.050mm)	8
*	74-6640	Insert – Valve (2.125mm)	8
*	74-6650	Insert – Valve (2.225mm)	8
*	74-6660	Insert – Valve (2.250mm)	8
*	74-6670	Insert – Valve (2.275mm)	8
*	74-6680	Insert – Valve (2.300mm)	8
*	74-6690	Insert – Valve (2.325mm)	8
*	74-6700	Insert – Valve (2.350mm)	8
*	74-6710	Insert – Valve (2.375mm)	8

Ref. No.	Part No.	Description	No. Used
13	74-6720	Insert – Valve (2.400mm)	8
*	74-6730	Insert – Valve (2.425mm)	8
*	74-6740	Insert – Valve (2.450mm)	8
*	74-6750	Insert – Valve (2.475mm)	8
*	74-6760	Insert – Valve (2.500mm)	8
*	74-6770	Insert – Valve (2.525mm)	8
*	74-6780	Insert – Valve (2.550mm)	8
*	74-6790	Insert – Valve (2.575mm)	8
*	74-6800	Insert – Valve (2.600mm)	8
*	74-6810	Insert – Valve (2.625mm)	8
*	74-6820	Insert – Valve (2.650mm)	8
*	74-6830	Insert – Valve (2.675mm)	8
*	74-6840	Insert – Valve (2.700mm)	8
*	74-6850	Insert – Valve (2.725mm)	8
*	74-6860	Insert – Valve (2.750mm)	8
*	74-6870	Insert – Valve (2.775mm)	8
*	74-6880	Insert – Valve (2.800mm)	8
*	74-6890	Insert – Valve (2.825mm)	8
*	74-6900	Insert – Valve (2.850mm)	8
*	74-6910	Insert – Valve (2.875mm)	8
*	74-6920	Insert – Valve (2.900mm)	8
*	74-6930	Insert – Valve (2.925mm)	8
*	74-6940	Insert – Valve (2.950mm)	8
*	74-6950	Insert – Valve (2.975mm)	8
*	74-6960	Insert – Valve (3.000mm)	8
*	74-6970	Insert – Valve (3.025mm)	8

*Not Illustrated

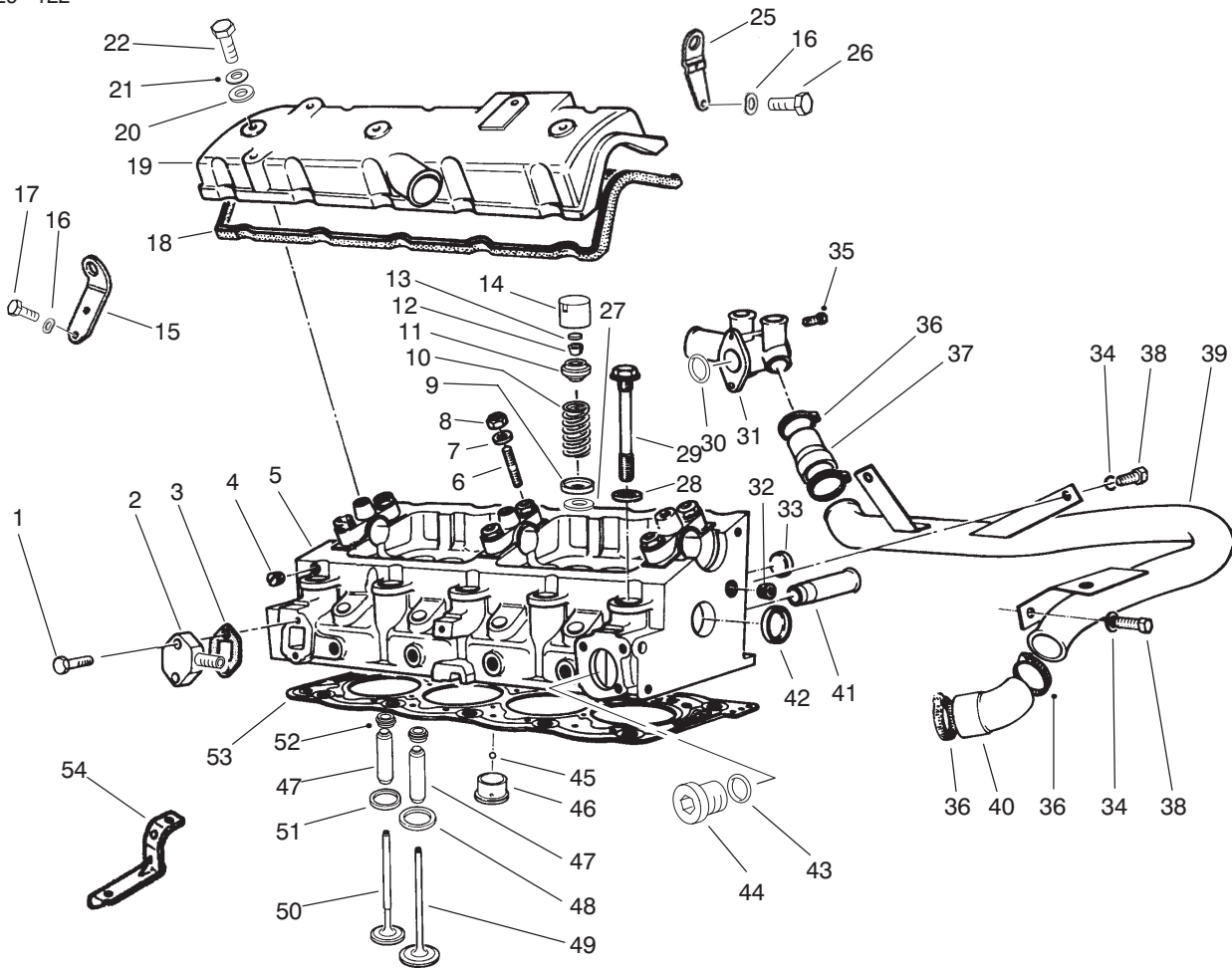


T-2148-5

CYLINDER HEAD ASSEMBLY (Continued)

Ref. No.	Part No.	Description	No. Used	Ref. No.	Part No.	Description	No. Used
13	74-6980	Insert - Valve (3.050mm)	8	14	74-6540	Tappet - Valve	8
*	74-6990	Insert - Valve (3.075mm)	8	15	94-3135	Bracket - Lifting	1
*	74-7000	Insert - Valve (3.100mm)	8	16	74-7560	Washer - Spring	3
*	74-7010	Insert - Valve (3.125mm)	8	17	76-5470	Screw	2
*	74-7020	Insert - Valve (3.150mm)	8	18	74-7630	Gasket - Valve Cover	1
*	74-7030	Insert - Valve (3.175mm)	8	19	74-7640	Cover - Valve	1
*	74-7040	Insert - Valve (3.200mm)	8	20	74-7650	Washer - Flat	3
*	74-7050	Insert - Valve (3.225mm)	8	21	94-3125	Washer	3
*	74-7060	Insert - Valve (3.250mm)	8	22	94-3124	Bolt - Valve Cover	3
*	74-7070	Insert - Valve (3.275mm)	8	25	94-3137	Bracket - Lifting	1
*	74-7080	Insert - Valve (3.300mm)	8	26	94-3139	Screw	1
*	74-7090	Insert - Valve (3.325mm)	8	27	94-3174	Washer	8
*	74-7100	Insert - Valve (3.350mm)	8	28	74-7270	Washer - Flat	10
*	74-7110	Insert - Valve (3.375mm)	8	29	74-7260	Bolt - Head	10
*	74-7120	Insert - Valve (3.400mm)	8	30	94-3197	O-Ring	1
*	74-7130	Insert - Valve (3.425mm)	8	31	94-3196	Inlet - Water	1
*	74-7140	Insert - Valve (3.450mm)	8	32	94-3118	Plug	1
*	74-7150	Insert - Valve (3.475mm)	8	33	74-7840	Plug - 27 mm Dia.	2
*	74-7160	Insert - Valve (3.500mm)	8	*	94-3108	Plug - 27.5 mm Dia.	2
*	74-7170	Insert - Valve (3.550mm)	8	*	94-3109	Plug - 28.5 mm Dia.	2
*	74-7180	Insert - Valve (3.625mm)	8	34	68-9420	Washer - Lock	3
*	74-7190	Insert - Valve (3.700mm)	8	35	94-3198	Screw	2
*	74-7200	Insert - Valve (3.775mm)	8	36	2412-129	Clamp - Hose	4
*	74-7210	Insert - Valve (3.850mm)	8	37	94-3200	Hose - By-Pass	1
*	74-7220	Insert - Valve (3.925mm)	8	38	48-7700	Screw - Cap Hex. Hd.	3
*	74-7230	Insert - Valve (4.000mm)	8	39	94-3199	Pipe - By-Pass	1

*Not Illustrated



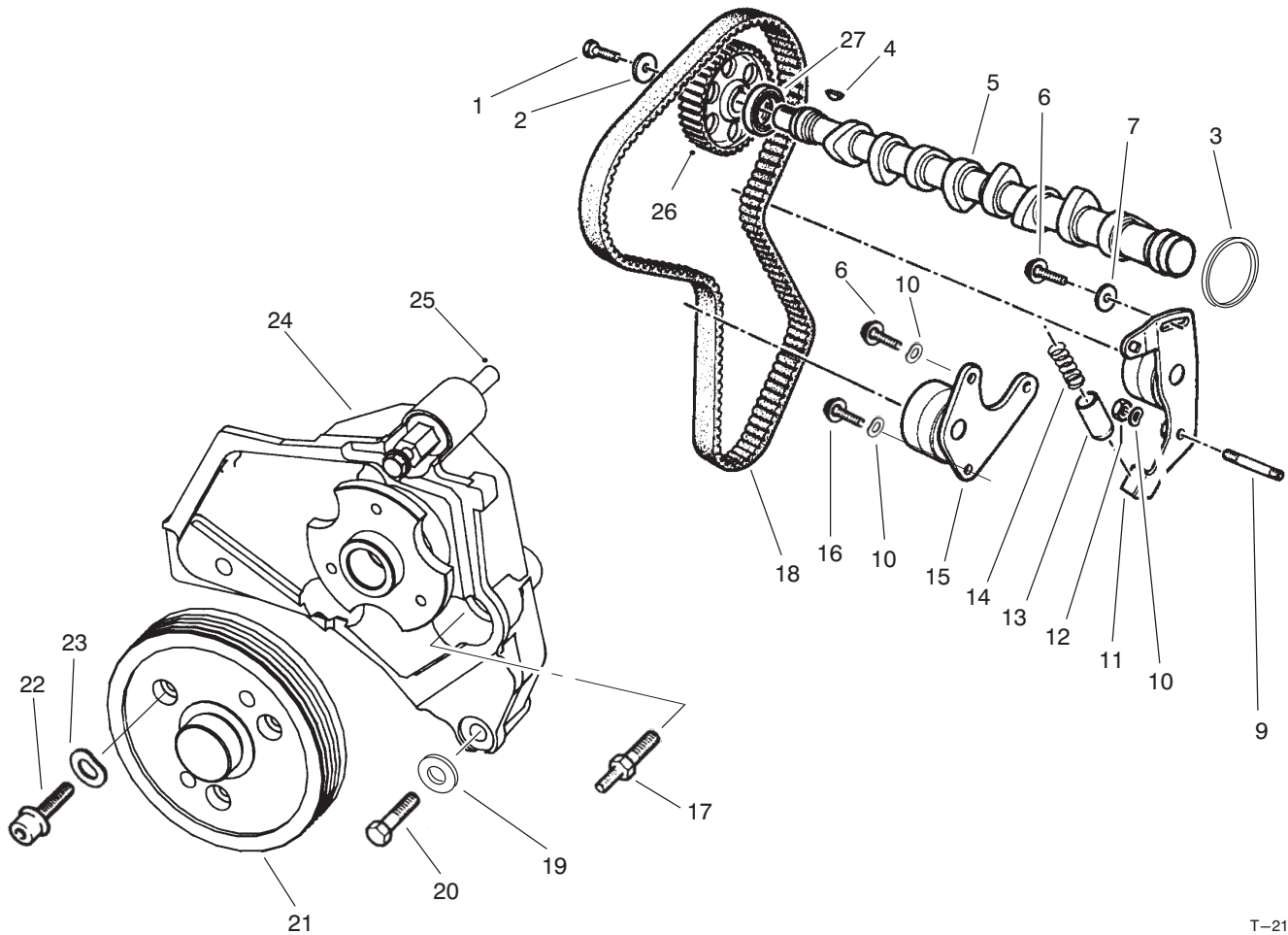
T-2148-5

CYLINDER HEAD ASSEMBLY (Continued)

Ref. No.	Part No.	Description	No. Used
40	98-9971	Hose - By-Pass	1
41	74-7400	Tube	1
42	74-7840	Plug	2
43	94-3122	Gasket	1
44	94-3121	Plug	1
45	74-7420	Ball	4
46	74-7430	Chamber - Turbulence (32.45mm)	4
*	74-7440	Chamber - Turbulence (32.65mm)	4
47	92-7792	Guide - Valve (14.29mm)	8
*	92-7793	Guide - Valve (14.59mm)	8
48	74-7450	Seat - Intake Valve (39.3mm)	4
*	74-7460	Seat - Intake Valve (39.5mm)	4

Ref. No.	Part No.	Description	No. Used
49	74-7480	Valve - Intake	4
50	92-7794	Valve - Exhaust	4
51	92-7795	Seat - Exhaust Valve (34.5mm)	4
52	92-7791	Seal - Valve	8
53	94-8132	Gasket - Head (1.48 mm)	1
*	94-8133	Gasket - Head (1.52 mm)	1
*	94-8134	Gasket - Head (1.58 mm)	1
*	94-8135	Gasket - Head (1.62 mm)	1
54	94-3120	Bracket	1
*	74-7670	Head Bolt & Washer Set (Incl. Ref. #28 & 29)	1
*	94-3119	Kit - Gasket	1
*	94-9965	Asm. - Head, Cylinder (Complete with camshaft, valves & tappets)	1

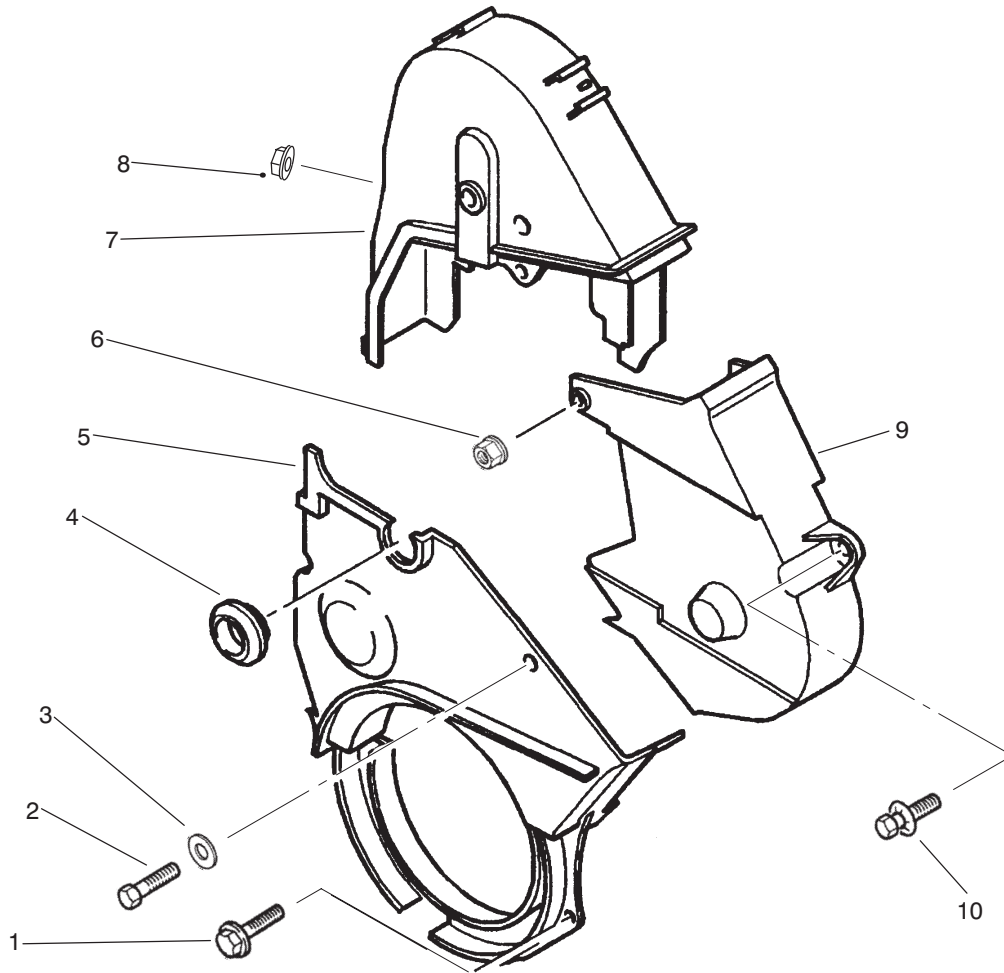
*Not Illustrated



T-2141-2

CAMSHAFT & FAN SUPPORT ASSEMBLY

Ref. No.	Part No.	Description	No. Used	Ref. No.	Part No.	Description	No. Used
1	98-9968	Screw	2	15	94-3160	Roller Assembly	1
2	77-3450	Washer	2	16	94-3161	Screw	2
3	77-3420	Gasket	1	17	94-3170	Screw	1
4	98-9967	Key	1	18	74-8830	Belt	1
5	77-3400	Camshaft	1	19	94-3172	Washer	3
6	94-3163	Screw	1	20	94-3171	Screw	2
7	94-3166	Washer - Flat	1	21	94-3168	Pulley - Fan	1
9	94-3162	Stud	1	22	94-3173	Screw	3
10	94-3164	Washer - Spring	4	23	76-5010	Washer	3
11	94-3159	Roller Assembly	1	24	94-3167	Bracket - Fan	1
12	94-3165	Nut - Lock	1	25	94-3169	Screw	1
13	77-3520	Cup	1	26	98-9966	Pulley - Camshaft	1
14	77-3510	Spring	1	27	94-9994	Gasket	1

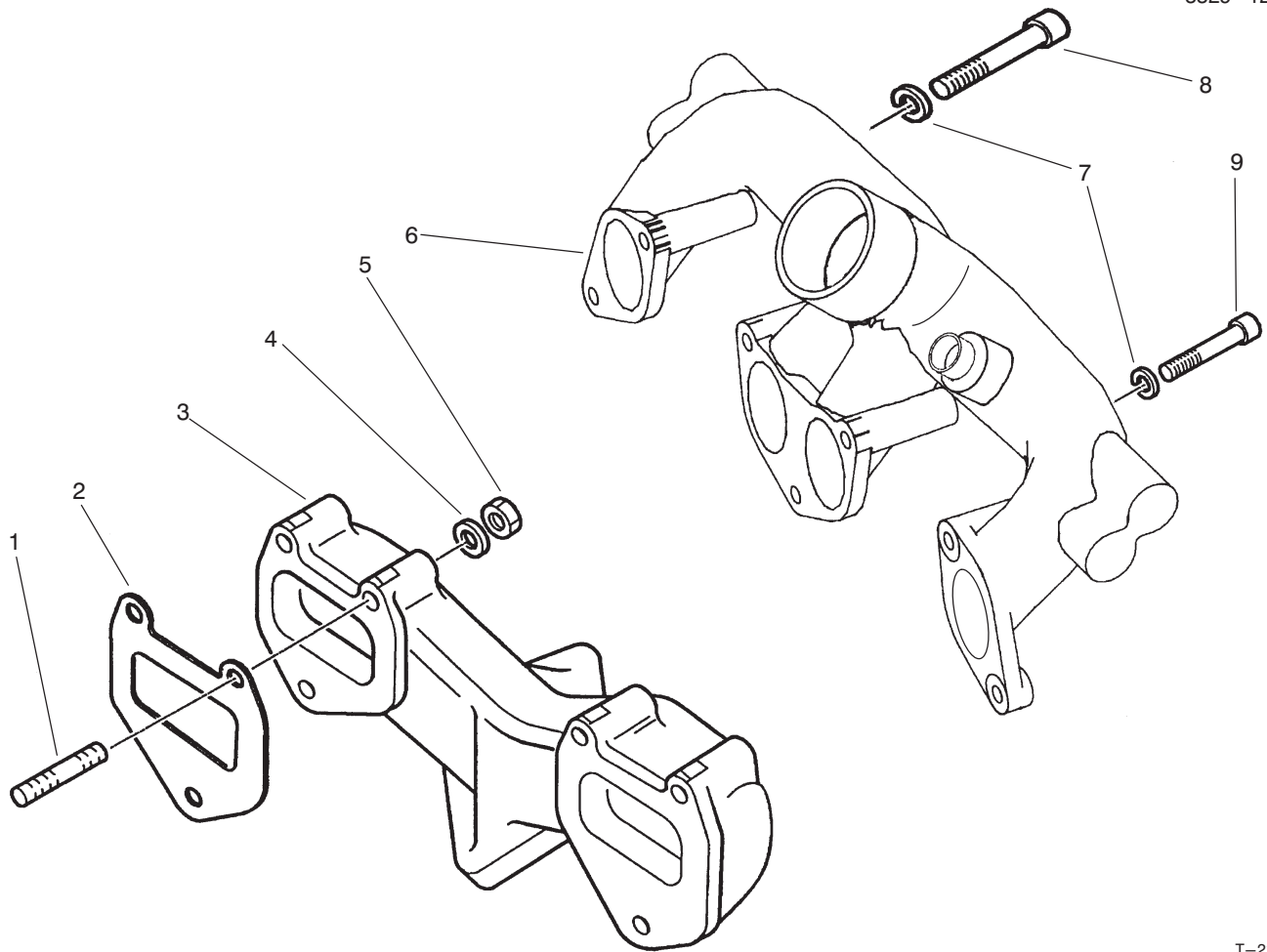


T-2140-1

TIMING COVER

Ref. No.	Part No.	Description	No. Used
1	94-3132	Screw	2
2	94-3130	Screw	1
3	94-3125	Washer - Flat	1
4	94-3129	Plug	1
5	94-3126	Protector - Lower	1

Ref. No.	Part No.	Description	No. Used
6	94-3133	Nut W/Washer	1
7	94-3127	Case - Timing, Left	1
8	94-3134	Nut	1
9	94-3128	Case - Timing, Right	1
10	94-3131	Screw	1

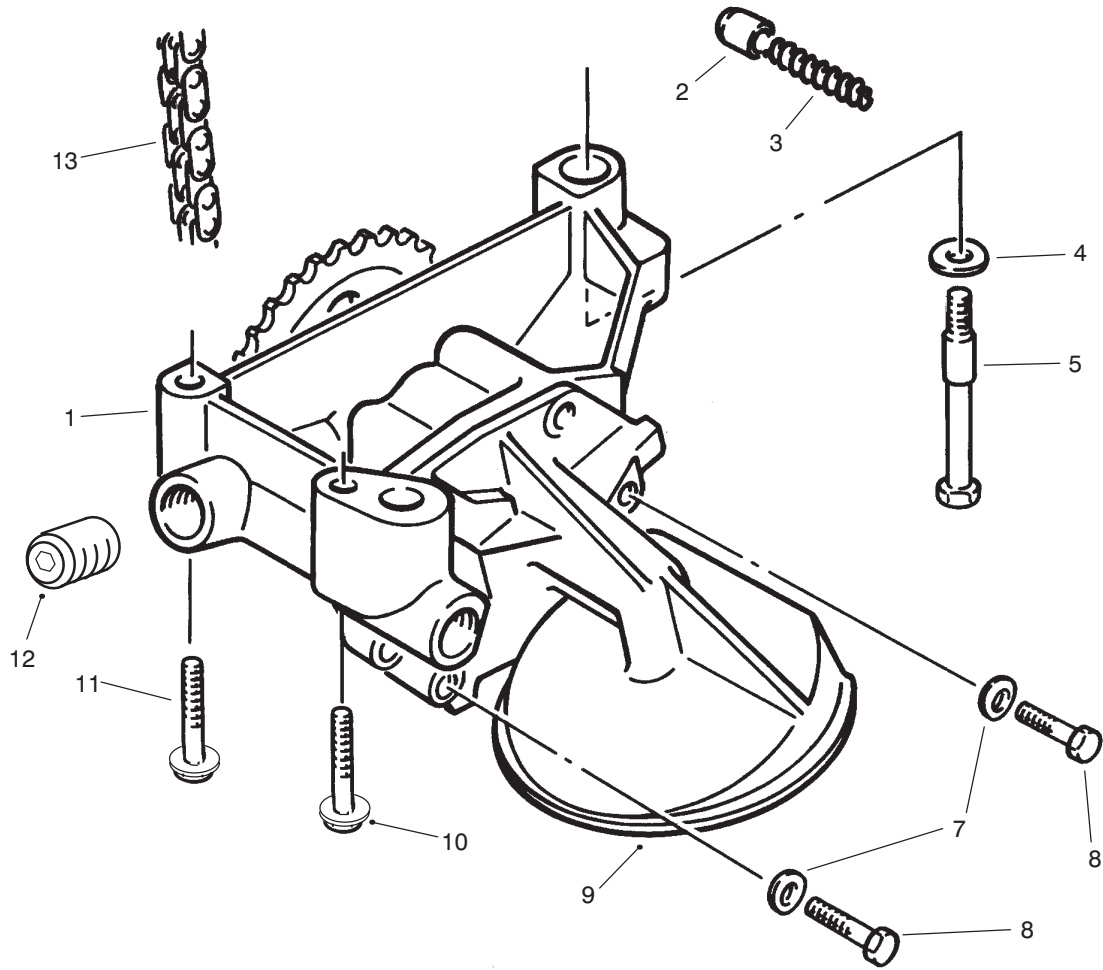


T-2149-2

INTAKE & EXHAUST MANIFOLD ASSEMBLY

Ref. No.	Part No.	Description	No. Used	Ref. No.	Part No.	Description	No. Used
1	77-3300	Stud	6	6	94-3215	Manifold - Intake	1
2	77-3310	Gasket	2	7	94-3164	Washer - Spring	7
3	77-3340	Manifold - Exhaust	1	8	94-3216	Screw	5
4	68-9420	Washer - Lock	6	9	94-3217	Screw	4
5	77-3320	Nut - Hex	6	*	94-3218	Screw	1

*Not Illustrated

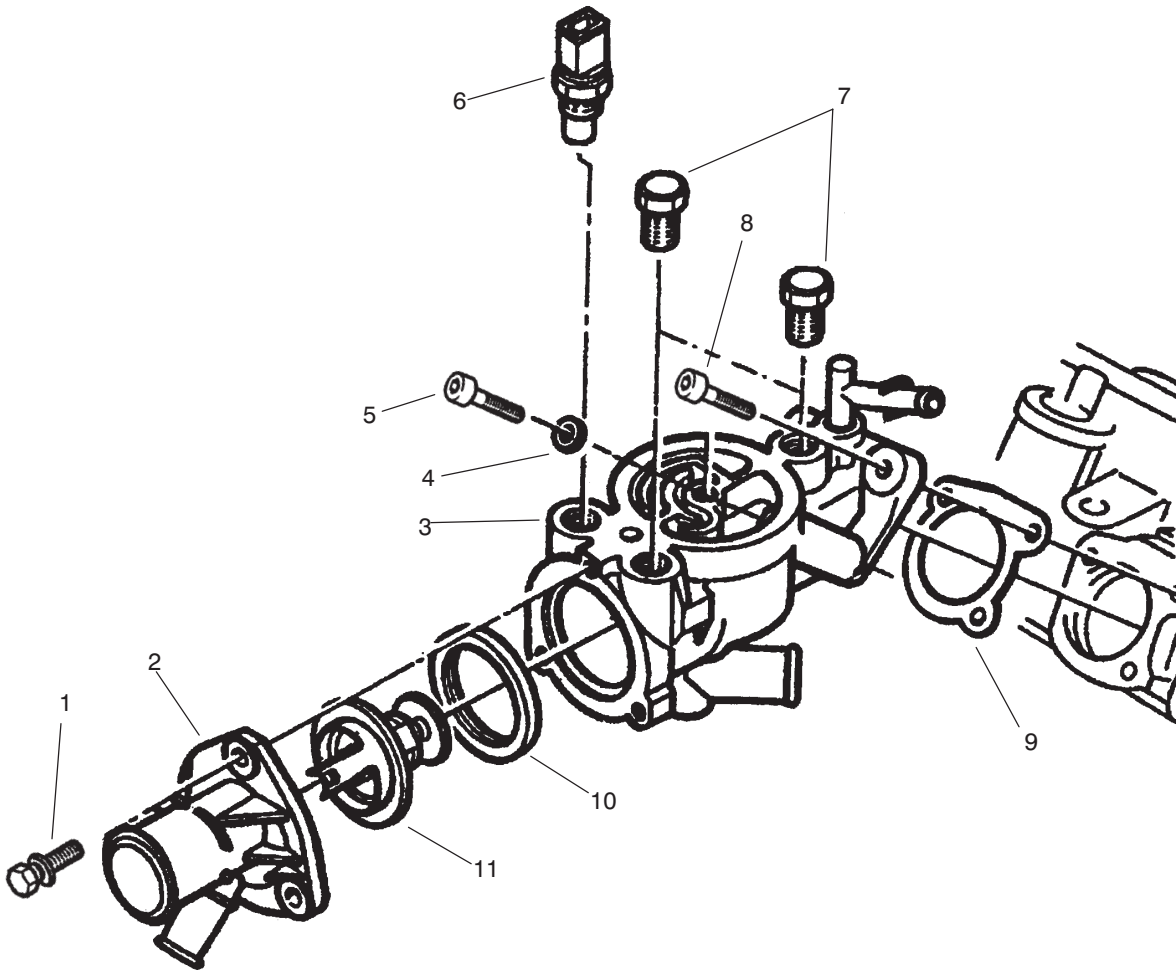


T-0964-1

OIL PUMP ASSEMBLY

Ref. No.	Part No.	Description	No. Used
1	76-5070	Oil Pump Assembly	1
2	94-3176	Gear - Oil Pump	1
3	76-5090	Spring - Piston	1
4	94-3179	Washer - Spring	3
5	76-5100	Bolt - Shoulder	1
7	76-5010	Washer - Spring	5

Ref. No.	Part No.	Description	No. Used
8	94-3124	Screw - Cap Hex. Hd.	2
9	94-3178	Strainer	1
10	77-3470	Screw	1
11	77-3490	Screw	1
12	94-3177	Plug	2
13	76-5170	Chain - Pump Drive	1

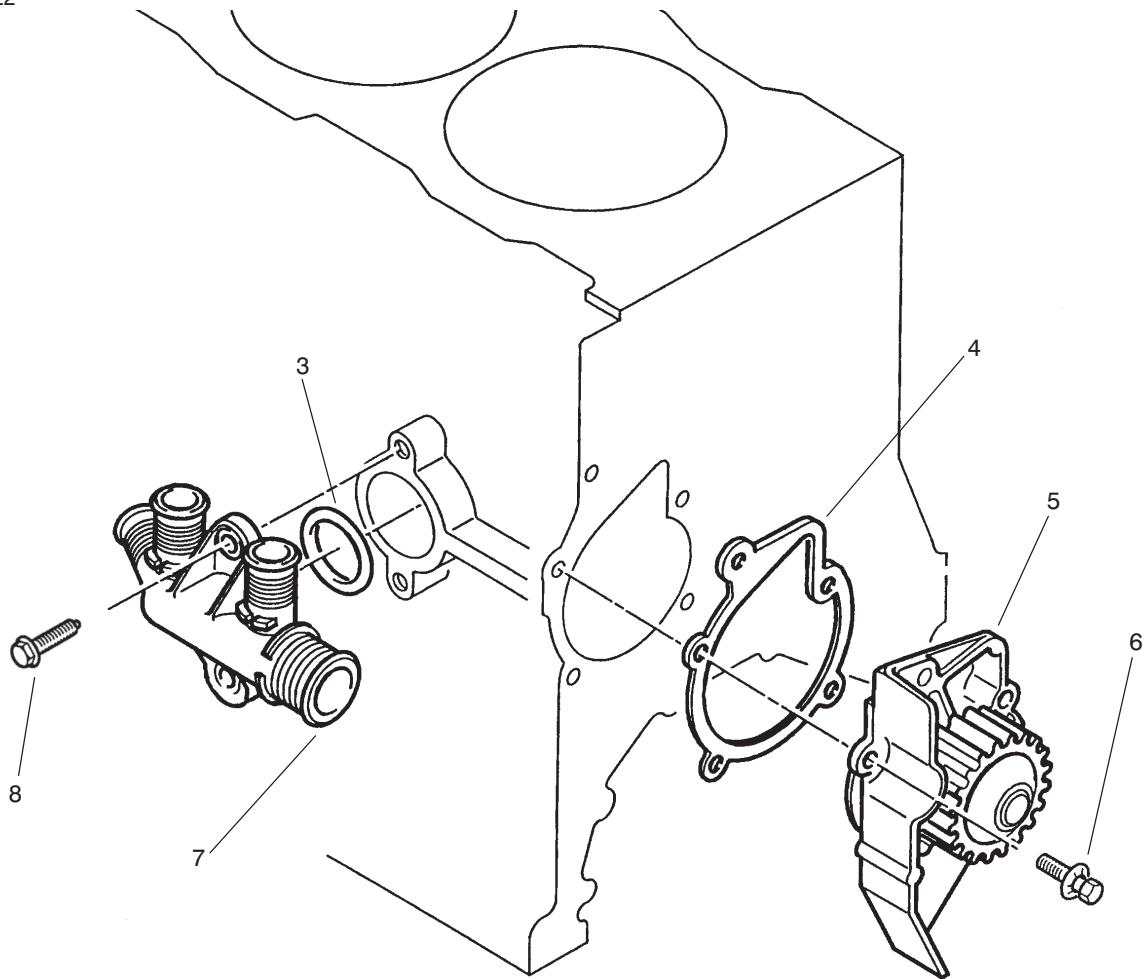


T-2143-1

COLLECTOR ASSEMBLY

Ref. No.	Part No.	Description	No. Used
1	94-3131	Screw	3
2	94-3208	Stub - Outlet	1
3	98-9970	Box - Outlet	1
4	94-3207	Ring	1
5	94-3214	Screw	1
6	94-3211	Temp. Sending Unit	1

Ref. No.	Part No.	Description	No. Used
7	94-3212	Plug	2
8	94-3213	Screw	1
9	94-3206	Gasket	1
10	94-3210	Gasket	1
11	94-3209	Thermostat	1

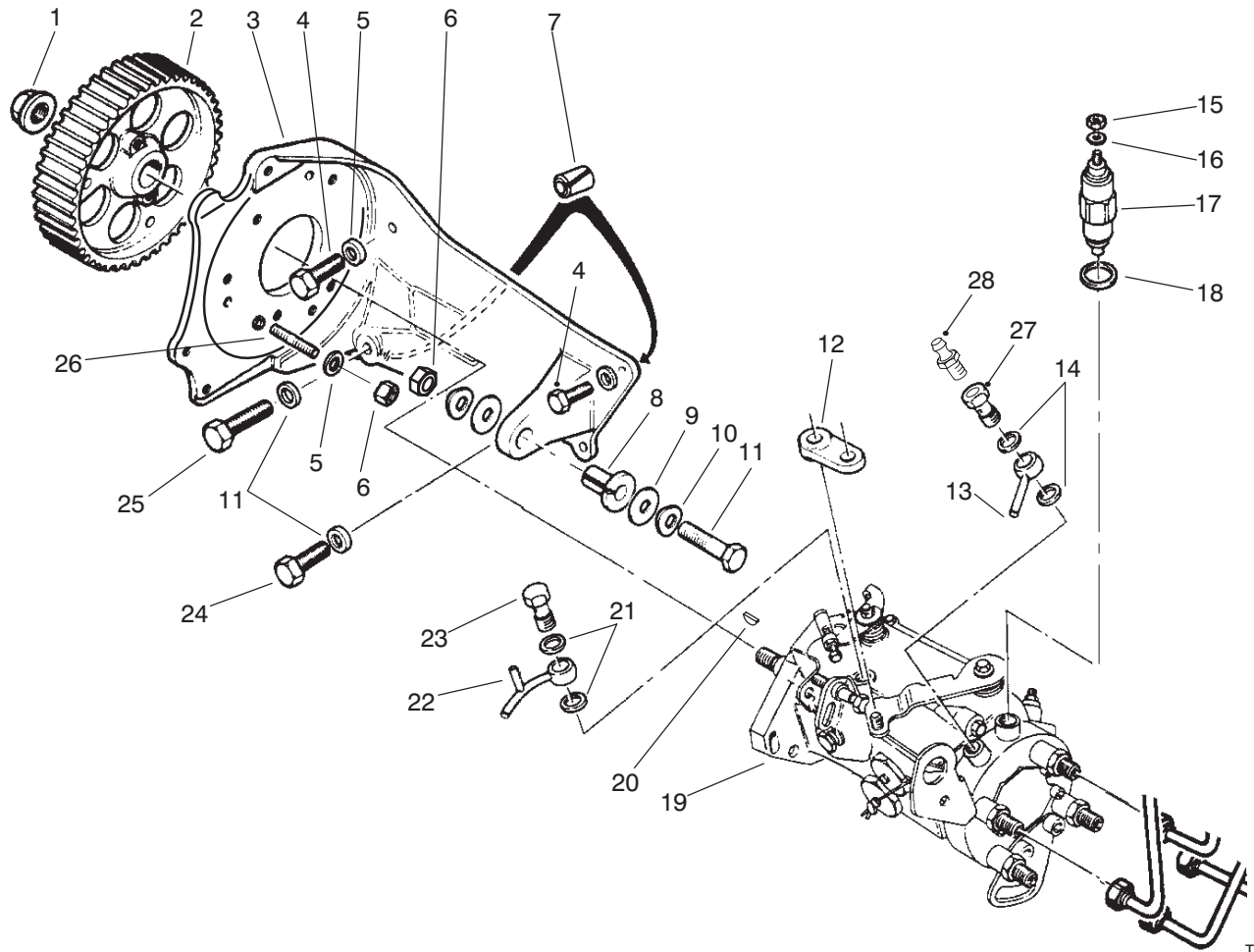


T-2144-1

WATER PUMP ASSEMBLY

Ref. No.	Part No.	Description	No. Used
3	94-3197	O-Ring	1
4	98-3837	Gasket - Pump, Water	1
5	98-9972	Cover - Pump, Water (Incl. Ref. #4)	1

Ref. No.	Part No.	Description	No. Used
6	76-5500	Screw	5
7	94-3196	Inlet - Water	1
8	94-3198	Screw	2

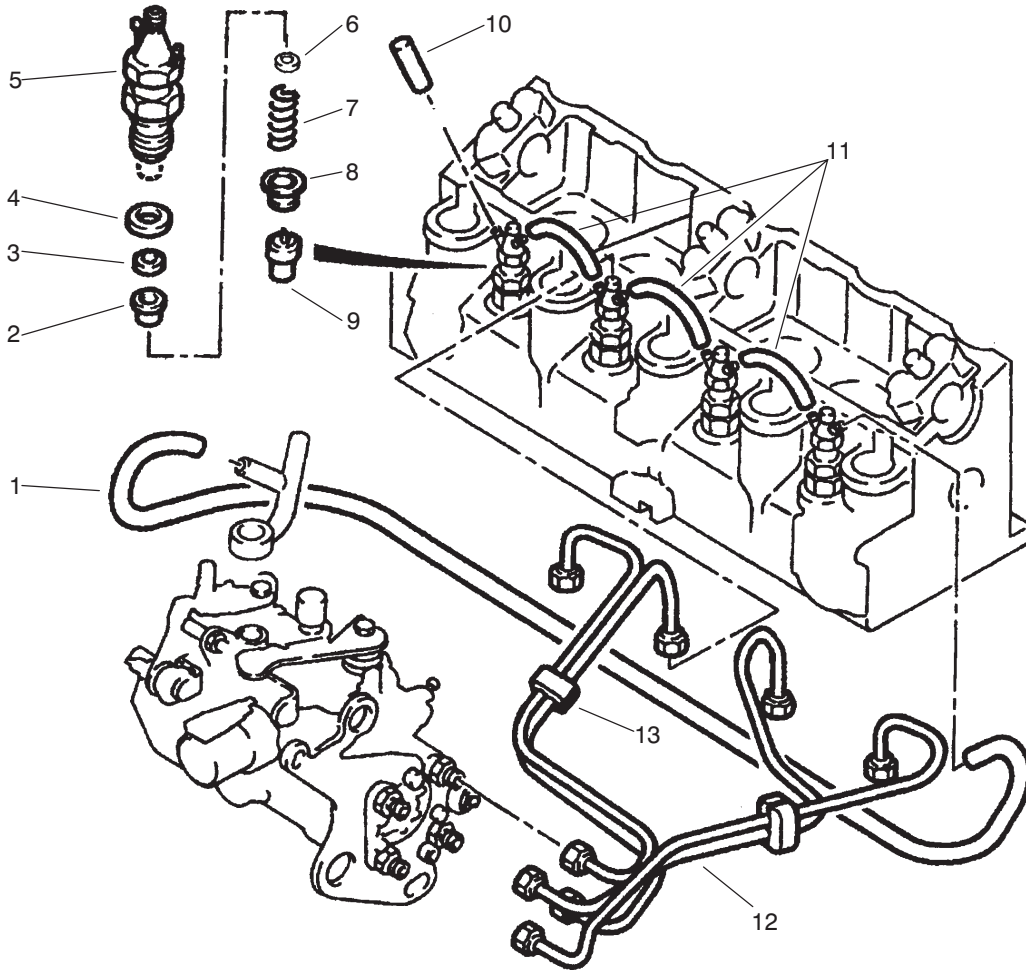


T-2146-2

FUEL INJECTION PUMP ASSEMBLY

Ref. No.	Part No.	Description	No. Used
1	76-4950	Nut	1
2	76-4940	Gear – Pump, Injection	1
3	94-3220	Bracket	1
4	94-3225	Screw	2
5	76-4930	Washer	3
6	94-3165	Nut	4
7	74-8610	Pin	2
8	74-8630	Bushing – Flange	1
9	94-3224	Washer – Flat	2
10	94-3164	Washer – Spring	6
11	94-3221	Screw	1
12	74-8650	Journal	1
13	74-8690	Union – Inlet	1
14	74-8680	Gasket	2

Ref. No.	Part No.	Description	No. Used
15	94-3251	Nut	1
16	74-8710	Washer	1
17	93-5856	Valve – Solenoid	1
18	94-3274	O-Ring	1
19	94-3219	Pump – Injection	1
20	94-3222	Key	1
21	74-8870	Gasket	2
22	94-3249	Tube – Outlet	1
23	94-3250	Screw – Connection	1
24	94-3161	Screw	1
25	94-3223	Screw	1
26	76-4910	Stud	3
27	94-9969	Screw – Connection	1
28	93-5835	Screw – Purge	1



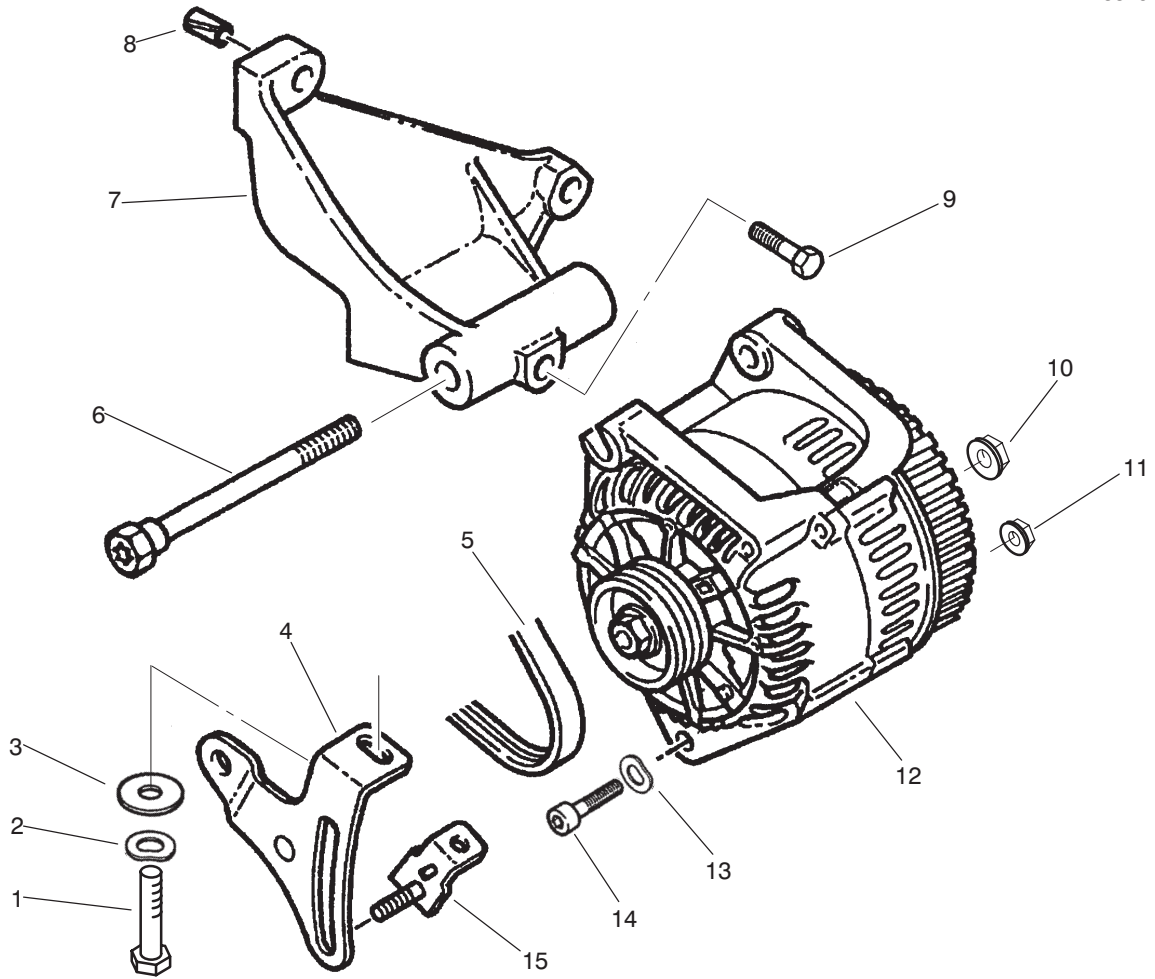
T-2145-1

FUEL INJECTOR ASSEMBLY

Ref. No.	Part No.	Description	No. Used
1	94-3230	Hose	1
2	76-5540	Plug	4
3	76-5530	Gasket - Injector	4
4	94-3226	Gasket - Injector	4
5	76-5520	Holder - Injector	4
6	94-3232	Washer - 0.79 mm	4
*	94-3233	Washer - 0.82 mm	4
*	94-3234	Washer - 0.85 mm	4
*	94-3235	Washer - 0.88 mm	4
*	94-3236	Washer - 0.91 mm	4
*	94-3237	Washer - 0.94 mm	4
*	94-3238	Washer - 0.97 mm	4
*	94-3239	Washer - 1.00 mm	4
*	94-3240	Washer - 1.03 mm	4
*	94-3241	Washer - 1.06 mm	4

Ref. No.	Part No.	Description	No. Used
6	94-3242	Washer - 1.30 mm	4
*	94-3243	Washer - 1.33 mm	4
*	94-3244	Washer - 1.36 mm	4
*	94-3245	Washer - 1.39 mm	4
*	94-3246	Washer - 1.42 mm	4
*	94-3247	Washer - 1.45 mm	4
*	94-3248	Washer - 1.48 mm	4
7	94-3228	Spring	4
8	94-3227	Spacer	4
9	76-5600	Injector	4
10	74-8770	Plug	1
11	94-3229	Union	3
12	74-8750	Pipe	1
13	94-3231	Bracket	2

*Not Illustrated

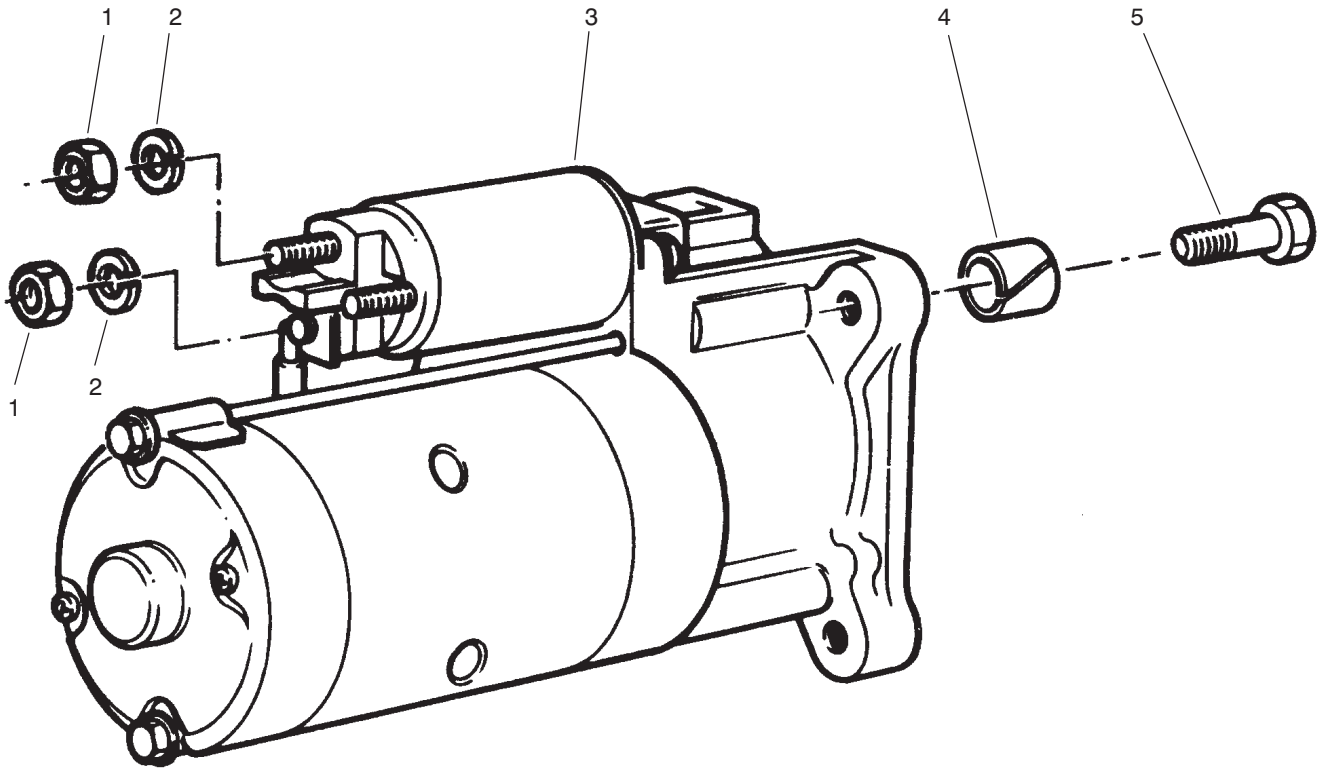


T-2147-1

ALTERNATOR ASSEMBLY

Ref. No.	Part No.	Description	No. Used
1	76-5060	Screw	1
2	76-5010	Washer - Spring	1
3	94-3260	Washer - Flat	1
4	94-3255	Slide	1
5	94-3256	Belt	1
6	94-3254	Screw	1
7	94-3253	Bracket	1
8	74-8610	Pin	2

Ref. No.	Part No.	Description	No. Used
9	76-5000	Screw	1
10	94-3262	Nut	1
11	94-3261	Nut	1
12	94-3252	Alternator	1
13	94-3257	Washer - Spring	1
14	94-3258	Screw	1
15	76-4990	Bracket	1



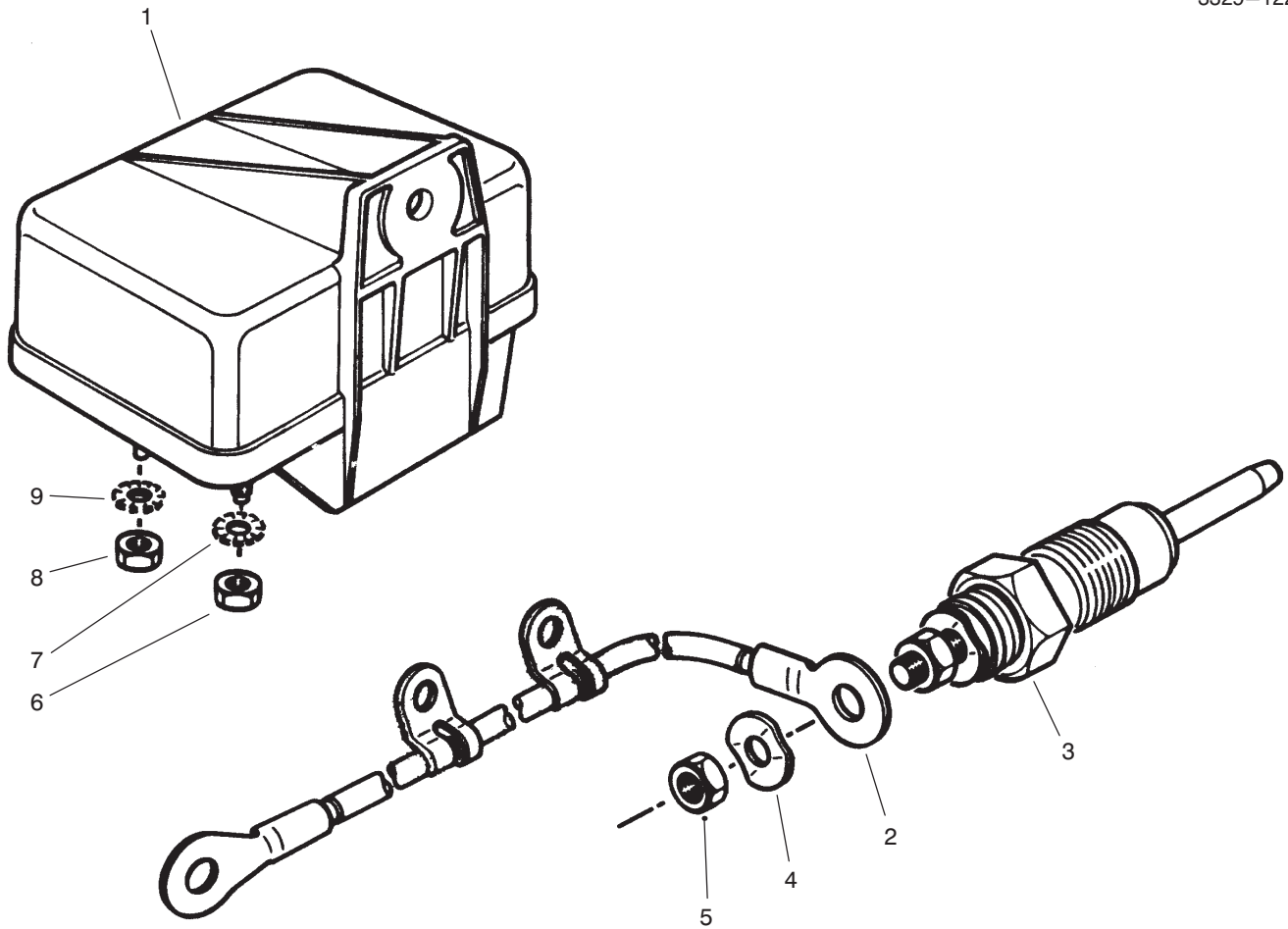
T-0968-1

STARTER ASSEMBLY

Ref. No.	Part No.	Description	No. Used
1	46-0330	Nut-Hex	2
2	76-5570	Washer-Lock	2
3	94-3263	Starter	1

Ref. No.	Part No.	Description	No. Used
4	76-5590	Sleeve - Spring	1
5	48-7810	Screw-Mounting	3
*	94-3275	Solenoid - Starter	1

*Not Illustrated

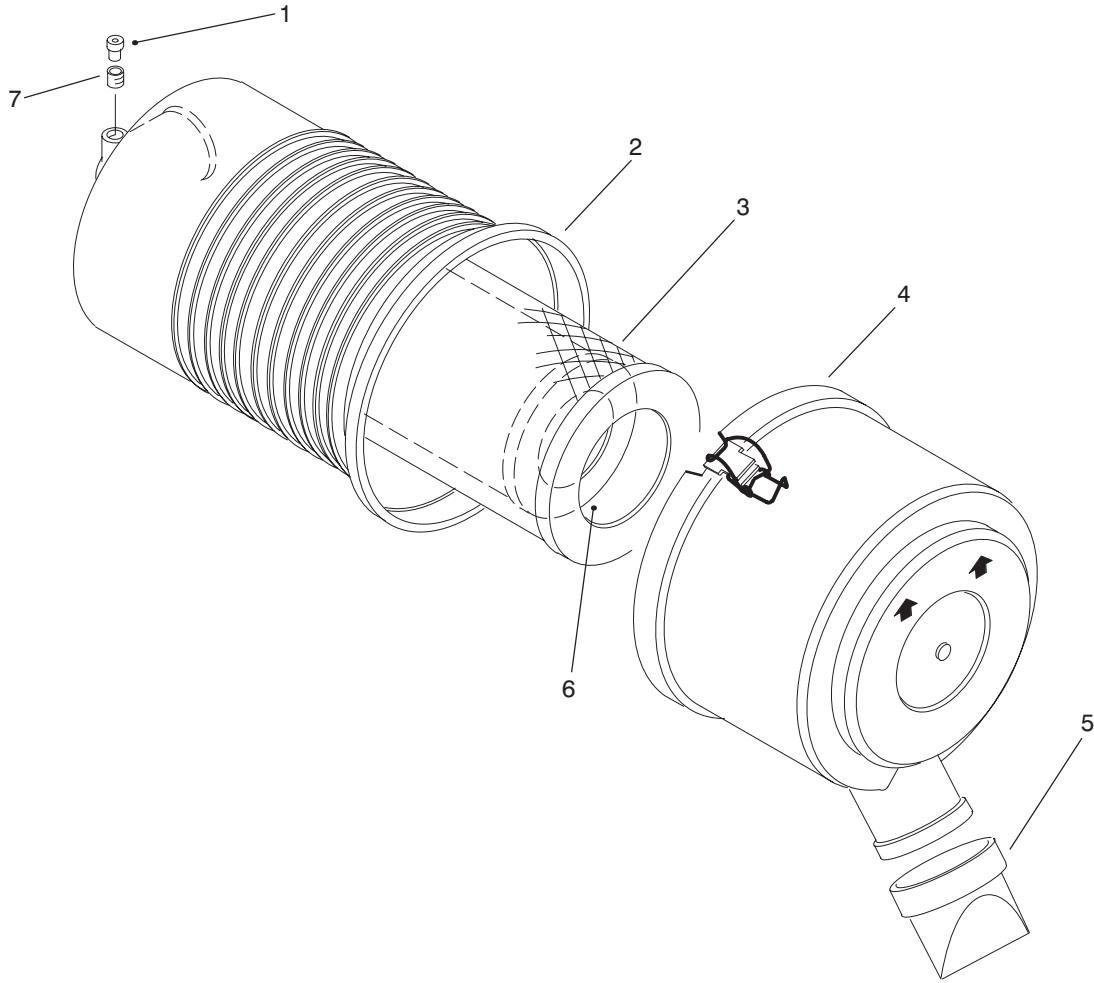


T-0972-1

GLOW PLUG & GLOW RELAY

Ref. No.	Part No.	Description	No. Used
1	76-5260	Relay - Glow Plug	1
2	94-3265	Cable - Glow Plug	4
3	94-3264	Plug - Glow	4
4	76-5290	Washer - Spring	4
5	94-3266	Nut - Hex.	4

Ref. No.	Part No.	Description	No. Used
6	94-3267	Nut - Lock	1
7	76-5310	Washer - E.T.L.W.	1
8	94-3251	Nut - Lock	1
9	74-8710	Washer - E.T.L.W.	1

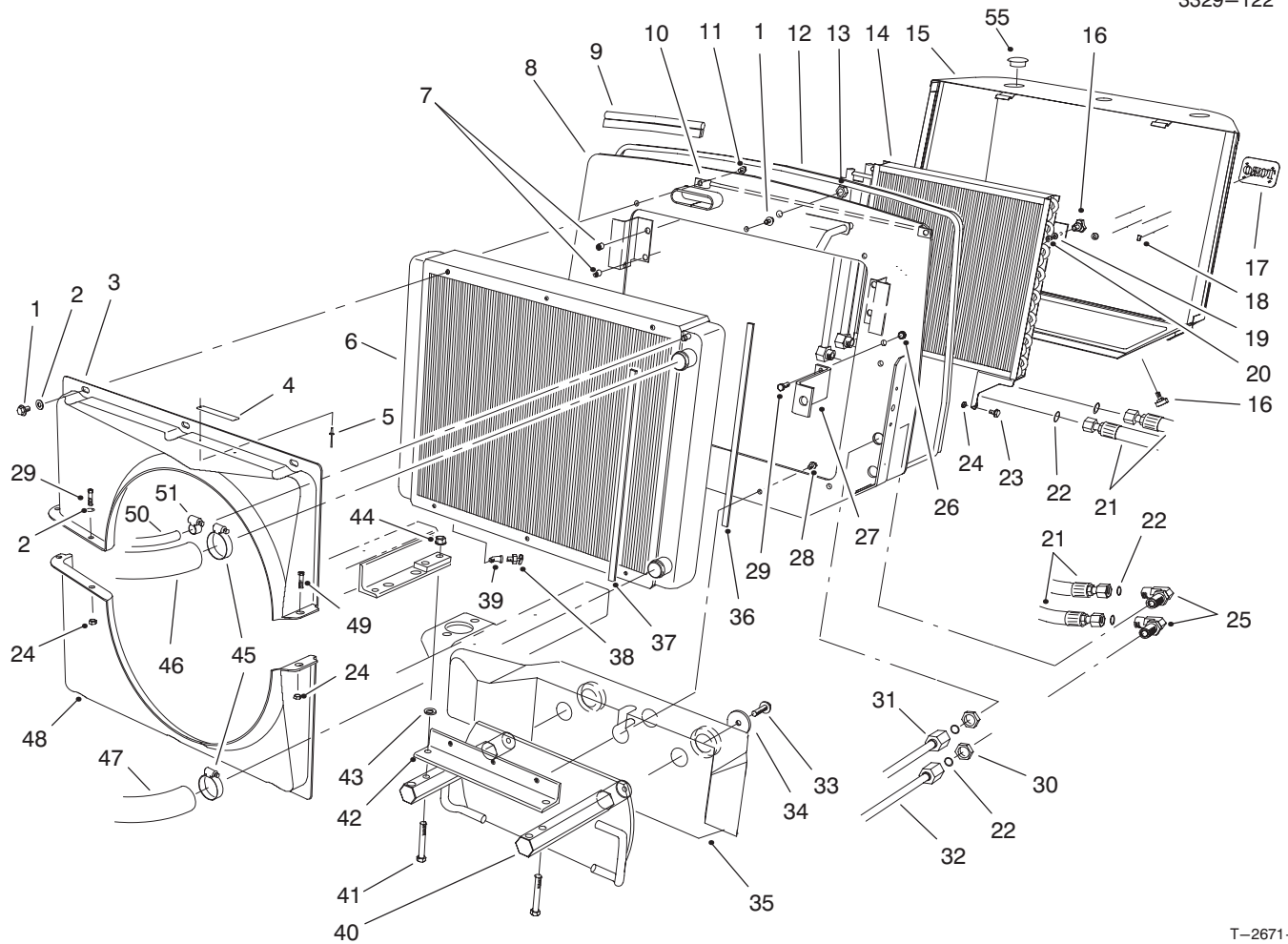


T-2076-1

AIR CLEANER ASSEMBLY NO. 93-7485

Ref. No.	Part No.	Description	No. Used
1	93-9164	Indicator	1
2		Asm. - Body	1
3	93-9162	Filter - Primary	1
4		Asm. - Cover	1

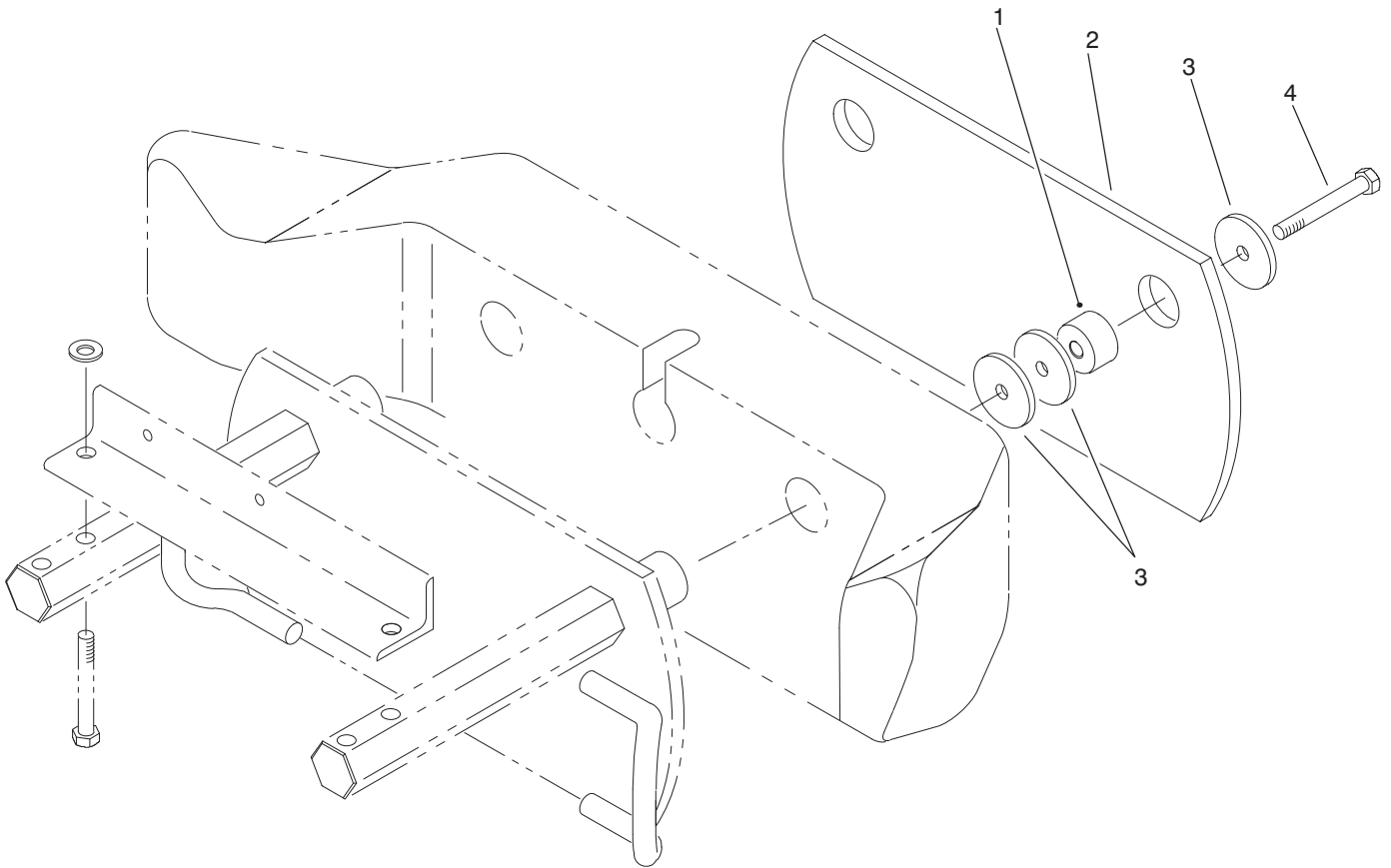
Ref. No.	Part No.	Description	No. Used
5	94-1414	Valve - Vacuator	1
6	93-9163	Filter - Safety	1
7	94-1416	Asm. - Adaptor	1



T-2671-1

RADIATOR ASSEMBLY

Ref. No.	Part No.	Description	No. Used	Ref. No.	Part No.	Description	No. Used
1	3234-30	Screw - Hex. Flange Hd.	10	26	32128-20	Nut - Lock Flange	2
2	3256-23	Washer - Flat	6	27	93-7244	Bracket - Support	1
3	74-4980	Shroud - Fan Upper	1	28	3234-11	Screw - Hex. Washer Hd.	5
4	76-8750	Plate - Caution	1	29	322-4	Screw - Cap Hex. Hd.	2
5	3290-271	Rivet - Pop	2	30	340-74	Nut - Bulkhead	2
6	74-3410	Radiator	1	31	74-6400	Assembly - Tube	1
7	32148-10	Insert - Threaded	4	32	94-8298	Tube Assembly - Oil Cooler	1
8	93-7799	Radiator Mount Assembly (Incl. Ref. #7)	1	33	325-34	Screw - Hex. Flange Hd.	2
9	94-5616	Seal - Hood	1	34	88-1360	Washer	2
10	94-5621	Bracket Assembly - Screen	1	35	92-9711	Weight - Rear	1
11	3234-14	Screw - Hex. Hd. Flange	2	36	76-6381	Seal - Strip	2
12	94-5622	Seal Strip - Screen	1	37	76-6382	Seal - Strip	2
13	3296-23	Nut - Hex. Lock	2	38	304-46	Drain Cock	1
14	82-3740	Oil Cooler Assembly	1	39	2811-1	Fitting - 45° Elbow	1
15	94-5612	Screen Assembly	1	40	98-7070	Weight - Rear	1
16	27-4570	Handle - Adjustment	4	41	325-35	Screw - Cap Hex. Hd.	2
17	93-6028	Plate - Logo, TORO	1	42	74-5460	Angle Radiator Support	1
18	94-2638	Nut - Tinnerman	4	43	3256-26	Washer - Flat	2
19	3256-3	Washer - Flat	2	44	32128-49	Nut - Hex. Flange	2
20	32151-72	Retainer - Push-On	2	45	2412-3	Clamp - Hose	2
21	94-8010	Hose - Hydraulic	2	46	94-1418	Hose - Radiator, Upper	1
22	237-65	O-Ring	6	47	74-6020	Hose - Radiator, Lower	1
23	37-8771	Screw - Hex. Washer Hd.	2	48	74-4990	Shroud - Fan, Bottom	1
24	3296-47	Nut - Lock	5	49	322-3	Screw - Cap Hex. Hd.	3
25	340-72	Fitting - Hydraulic 90° (Incl. Ref. #22)	2	50	94-5625	Hose - Radiator, Overflow	1
				51	2412-36	Clamp - Hose	1
				55	2410-64	Plug - Hole	3

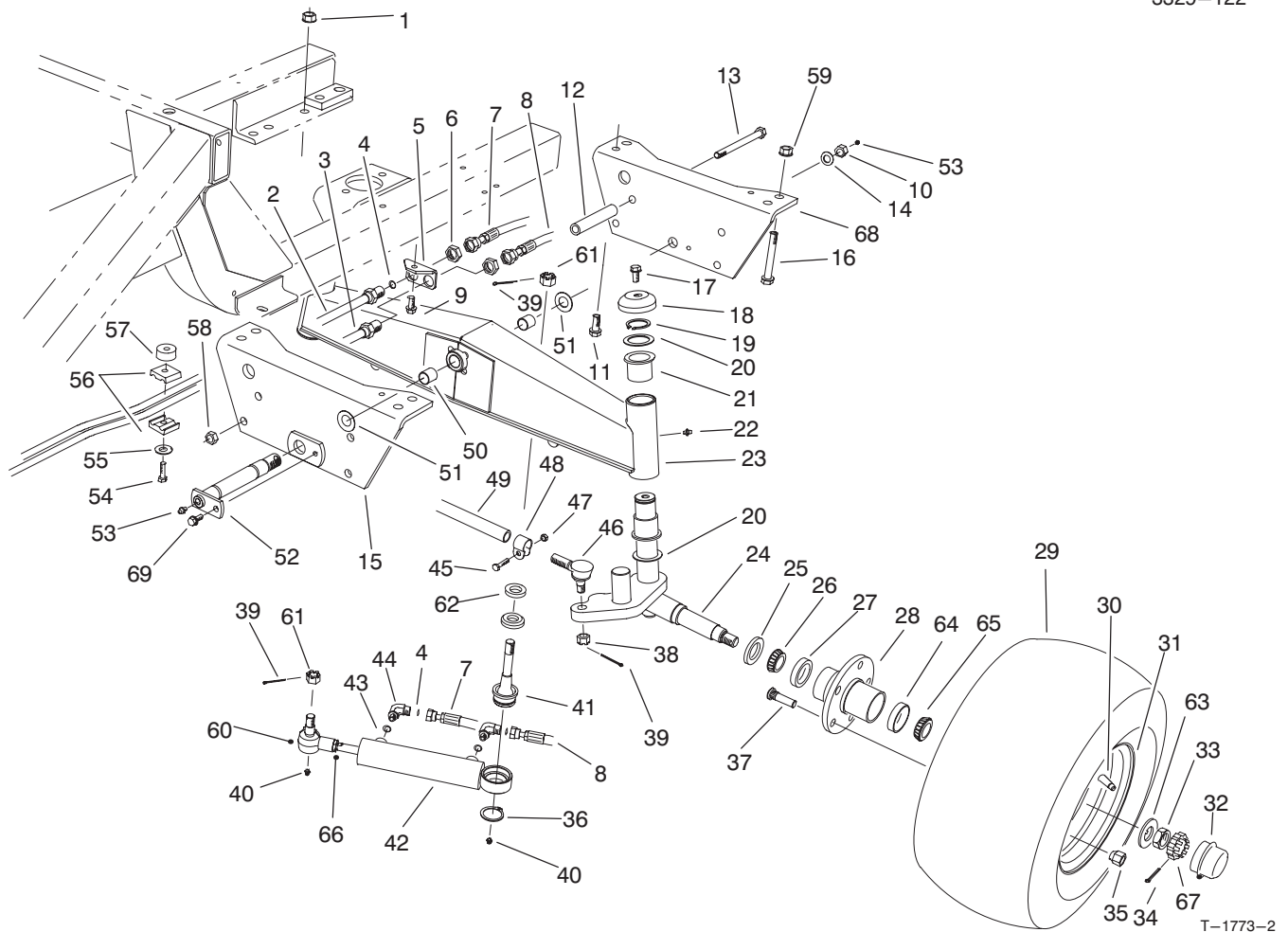


T-1946-1

ADDITIONAL WEIGHT ASSEMBLY

Ref. No.	Part No.	Description	No. Used
1	84-1570	Spacer	2
2	88-1220	Plate	2

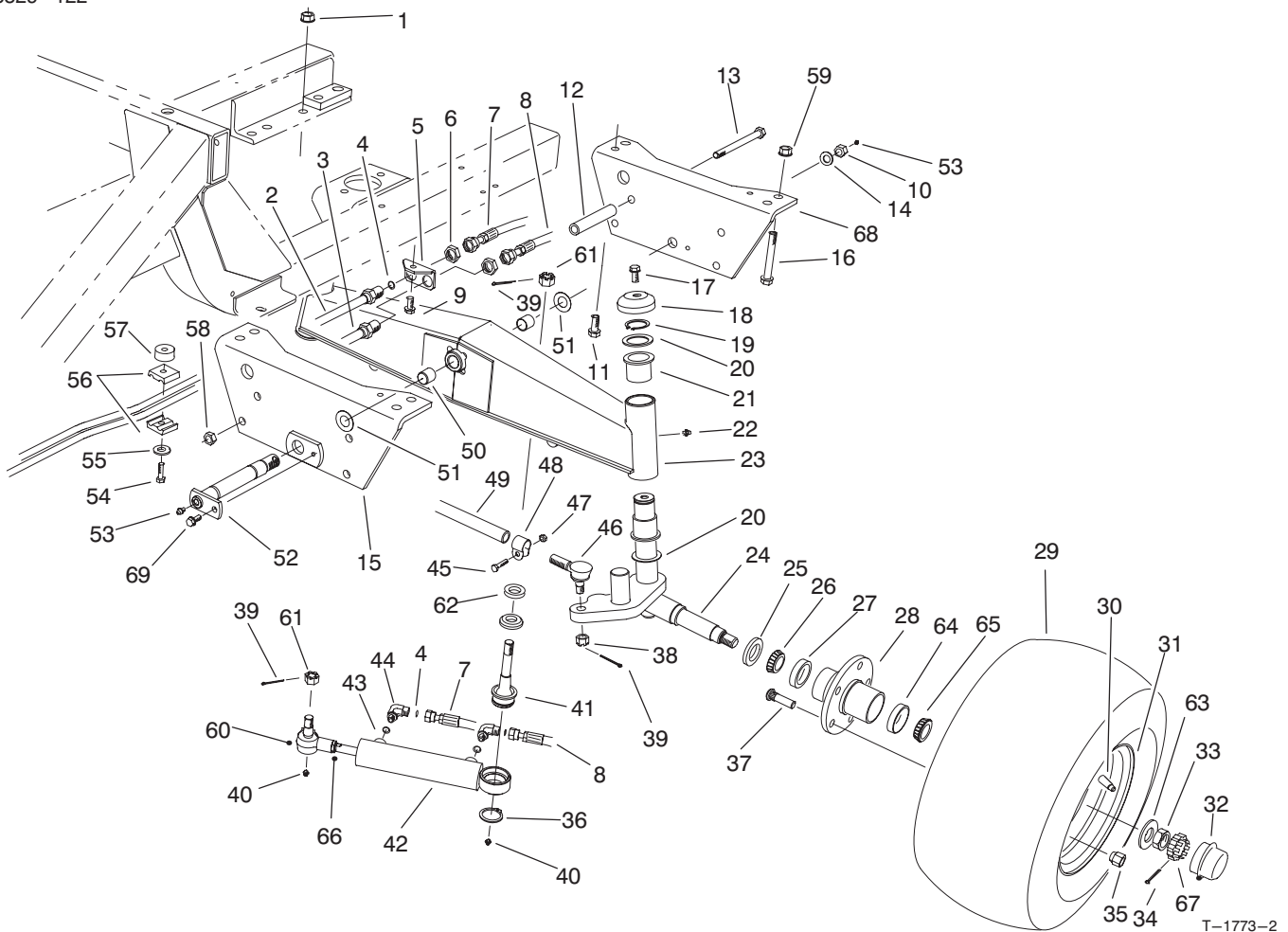
Ref. No.	Part No.	Description	No. Used
3	88-1360	Washer - Rear Weight	6
4	325-18	Screw - Cap Hex. Hd.	2



REAR AXLE ASSEMBLY (Model No. 30450 Only)

Ref. No.	Part No.	Description	No. Used	Ref. No.	Part No.	Description	No. Used
1	32128-23	Nut - Flange Lock	2	24	92-9725	Spindle - L.H.	1
2	86-5780	Tube - Hydraulic L.H. (Incl. Ref. #4)	1	* 92-9724	Spindle - R.H.	1	1
3	86-5790	Tube - Hydraulic R.H. (Incl. Ref. #4)	1	25	69-2980	Seal - Inner	2
4	237-22	Seal - O-Ring	4	26	254-106	Cone - Bearing	2
5	74-6450	Bracket - Bulkhead	1	27	254-107	Cup - Bearing	2
6	340-70	Nut - Bulkhead	2	28	92-9651	Hub - Wheel (Incl. Ref. #27, 37, & 64)	2
7	86-3130	Hose - Hydraulic Rod End	1	29	86-5910	Tire	2
8	86-3120	Hose - Hydraulic Cap End	1	30	232-27	Stem - Valve	2
9	32144-11	Screw - Hex. Flange Hd.	1	31	217-125	Rim	2
10	94-8000	Nut - Lock	1	32	69-2970	Cap - Hub	2
11	3234-32	Screw - Hex. Flange Hd.	2	33	3220-7	Nut - Jam	2
12	76-8350	Stop - Axle	2	34	3272-13	Pin - Cotter	2
13	325-20	Screw - Cap Hex. Hd.	2	35	242-50	Nut - Lug	10
14	3256-29	Washer - Flat	1	36	32151-104	Ring - Retaining	1
15	93-7241	Plate - Axle Pivot Front	1	37	92-9652	Stud - Drive	10
16	325-35	Screw - Cap Hex. Hd.	2	38	32136-13	Nut - Slotted	2
17	3234-12	Screw - Cap Hex. Hd.	2	39	3272-12	Pin - Cotter	4
18	69-8890	Cap - Spindle	2	40	302-5	Fitting - Grease	2
19	32151-10	Ring - Retaining	2	41	92-5839	Ball Joint	1
20	62-2170	Washer - Thrust	4	42	94-8142	Hydraulic Cylinder Asm.	1
21	69-6470	Bushing - Flange	4	43	237-78	Seal - O-Ring	2
22	302-11	Fitting - Grease	2	44	340-97	Fitting - Hydraulic 90° (Incl. Ref. #4 & 43)	2
23	94-5607	Rear Axle Assembly (Incl. Ref. #21-22 & 50)	1	45	3210-5	Screw - Cap Hex. Hd.	2

*Not Illustrated

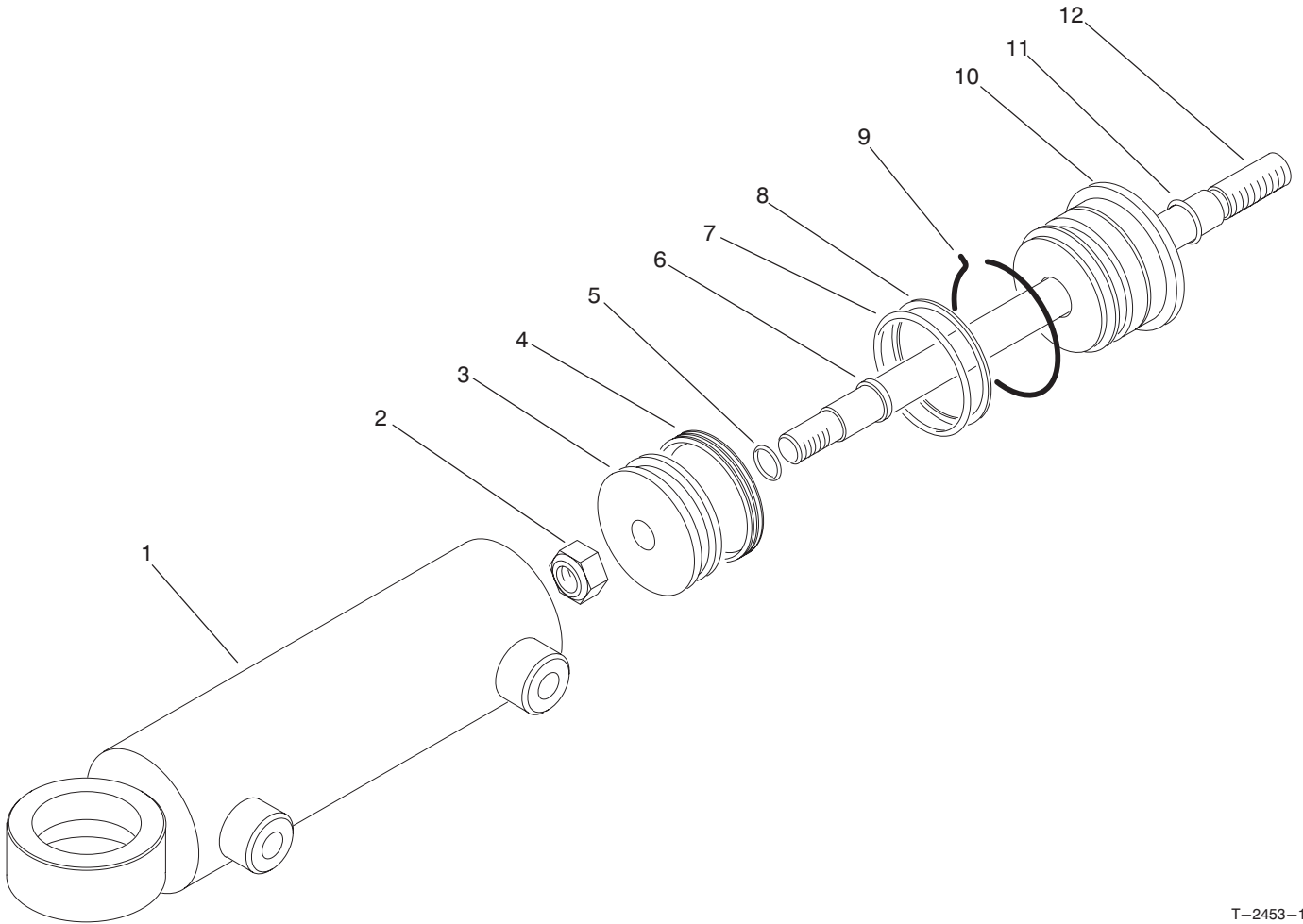


REAR AXLE ASSEMBLY (Model No. 30450 Only) (Continued)

Ref. No.	Part No.	Description	No. Used
46	2411-46	Joint - Ball L.H. (Incl. Ref. #38)	1
*	2411-45	Joint - Ball R.H. (Incl. Ref. #38)	1
47	32152-5	Nut - Lock	2
48	2412-122	Clamp Assembly (Incl. Ref. #45 & 47)	2
49	2412-123	Tie Rod Assembly (Incl. Ref. #45, & 47-48)	1
50	94-5603	Bushing - Sleeve	2
51	93-7247	Washer - Thrust	2
52	93-7249	Pin - Axle Pivot	1
53	302-2	Fitting - Grease	2
54	32104-37	Screw - Cap Hex. Hd.	1
55	3256-71	Washer - Flat	1
56	56-7973	Clamp - Tube	2

Ref. No.	Part No.	Description	No. Used
57	80-8660	Spacer	1
58	3296-45	Nut - Lock	2
59	32128-49	Nut - Lock	2
60	92-5837	Assembly - Rod End (Incl. Ref. #40)	1
61	32136-14	Nut - Hex. Slotted Hd.	2
62	92-5833	Spacer - Ball Joint	1
63	93-0309	Washer - Tab	2
64	254-72	Cup - Bearing	2
65	254-92	Cone - Bearing	2
66	3220-11	Nut - Jam	1
67	93-0307	Nut - Retainer, Lock	2
68	93-7240	Plate - Axle Pivot Rear	1
69	32144-41	Screw - Hex. Flange Hd.	1
*	74-5940	Assembly - Tie Rod (Incl. Ref. #39, & 45-49)	1

*Not Illustrated



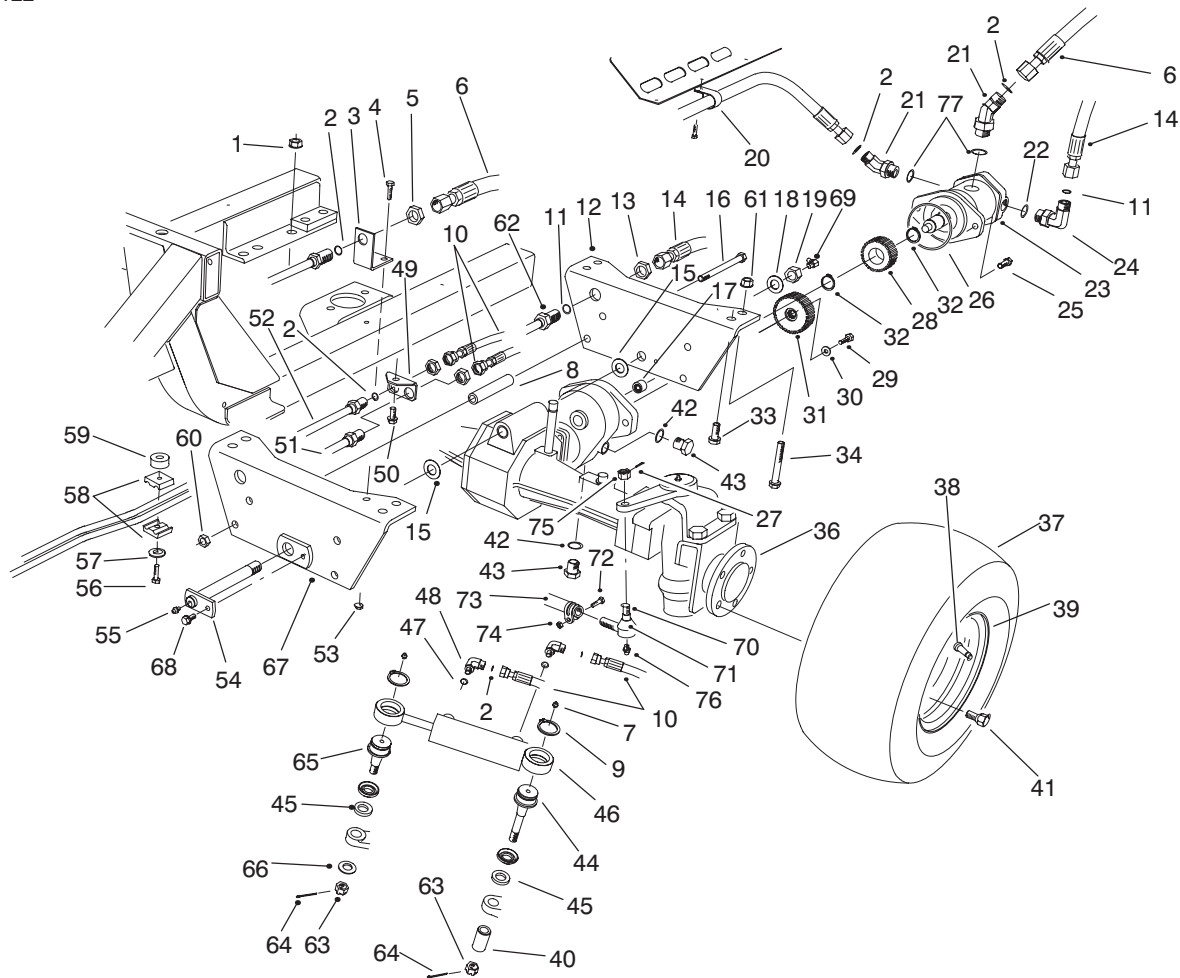
T-2453-1

HYDRAULIC CYLINDER NO. 94-8142 (Model No. 30450 Only)

Ref. No.	Part No.	Description	No. Used
1	94-9959	Asm - Barrel	1
2	32152-10	Nut - Lock	1
3	94-9961	Piston	1
4		Uniring	1
5		O-Ring	1
6		Seal - Rod	1
7		O-Ring	1

Ref. No.	Part No.	Description	No. Used
8		Backup	1
9	94-9963	Ring - Retaining	1
10	94-9962	Gland - Cylinder	1
11		O-Ring	1
12	94-9960	Asm - Rod, Piston	1
*	94-9964	Kit - Seal (Incl. Ref. #4-8 & 11)	1

*Not Illustrated

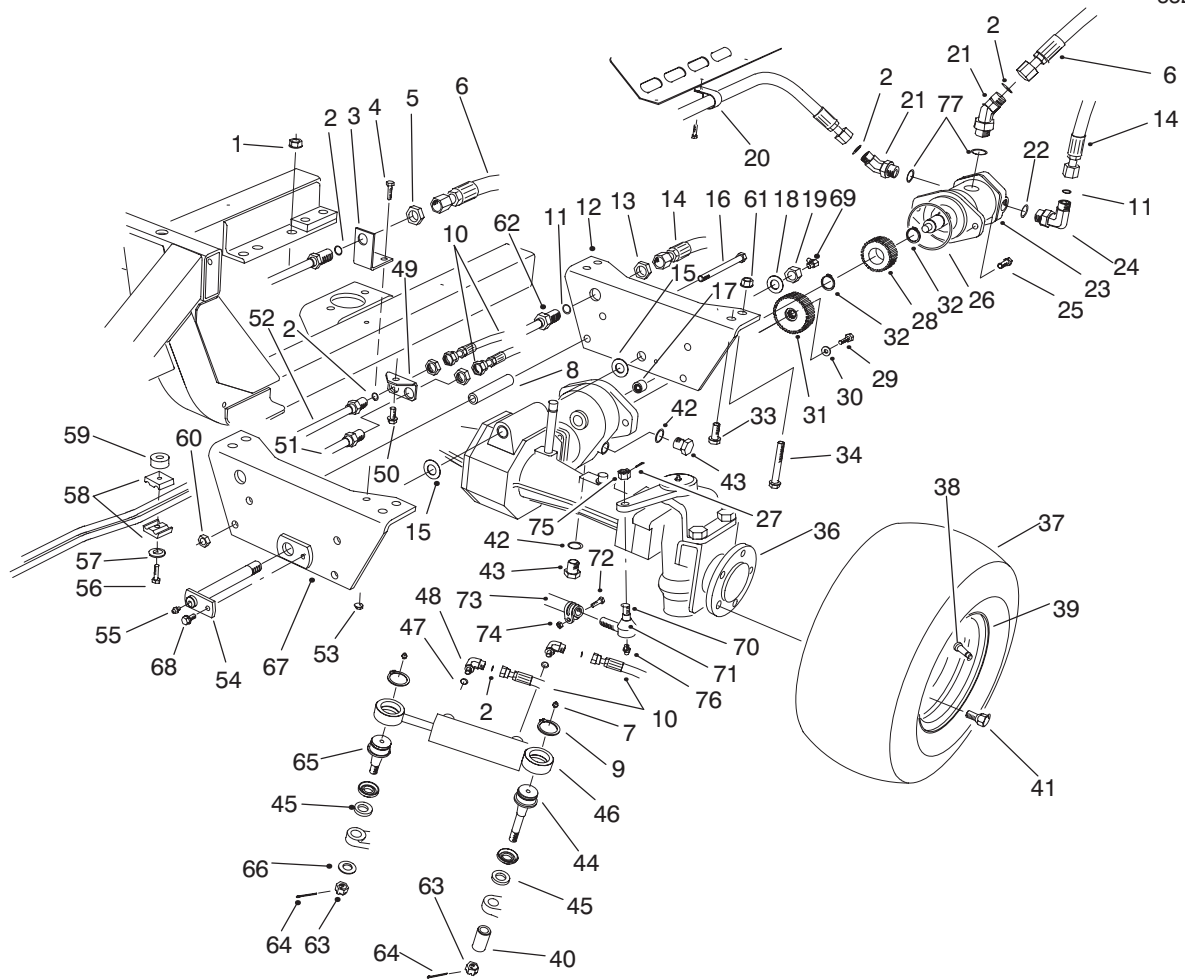


T-1774-4

REAR AXLE ASSEMBLY (Model No. 30455 Only)

Ref. No.	Part No.	Description	No. Used
1	32128-23	Nut-Flange Lock	2
2	237-22	Seal-O-Ring	8
3	76-9290	Bracket-Bulkhead	1
4	3234-4	Screw-Cap Hex. Hd.	1
5	340-70	Nut-Bulkhead	3
6	86-3140	Hose-Hydraulic	1
7	302-5	Fitting-Grease	2
8	98-7076	Stop-Axle	2
9	32151-104	Ring-Retaining	2
10	76-9590	Hose-Hydraulic	2
11	237-65	O-Ring	2
12	94-8246	Plate-Axle Pivot Rear	1
13	340-74	Nut-Bulkhead	1
14	86-2730	Hose-Hydraulic	1
15	98-3867	Washer-Thrust	2
16	325-36	Screw-Cap Hex. Hd.	2
17	74-5700	Bearing-Needle	1
18	69-8910	Washer-Flat	1
19	3296-68	Nut-Lock	1
20	2412-74	Clamp-R	1
21	340-18	Fitting-Hydraulic 45° (Incl. Ref. #2 & 77)	2
22	237-81	O-Ring	1
23	99-7502	Motor-Hydraulic	1
24	340-139	Fitting-Hydraulic 90° (Incl. Ref. #11 & 22)	1

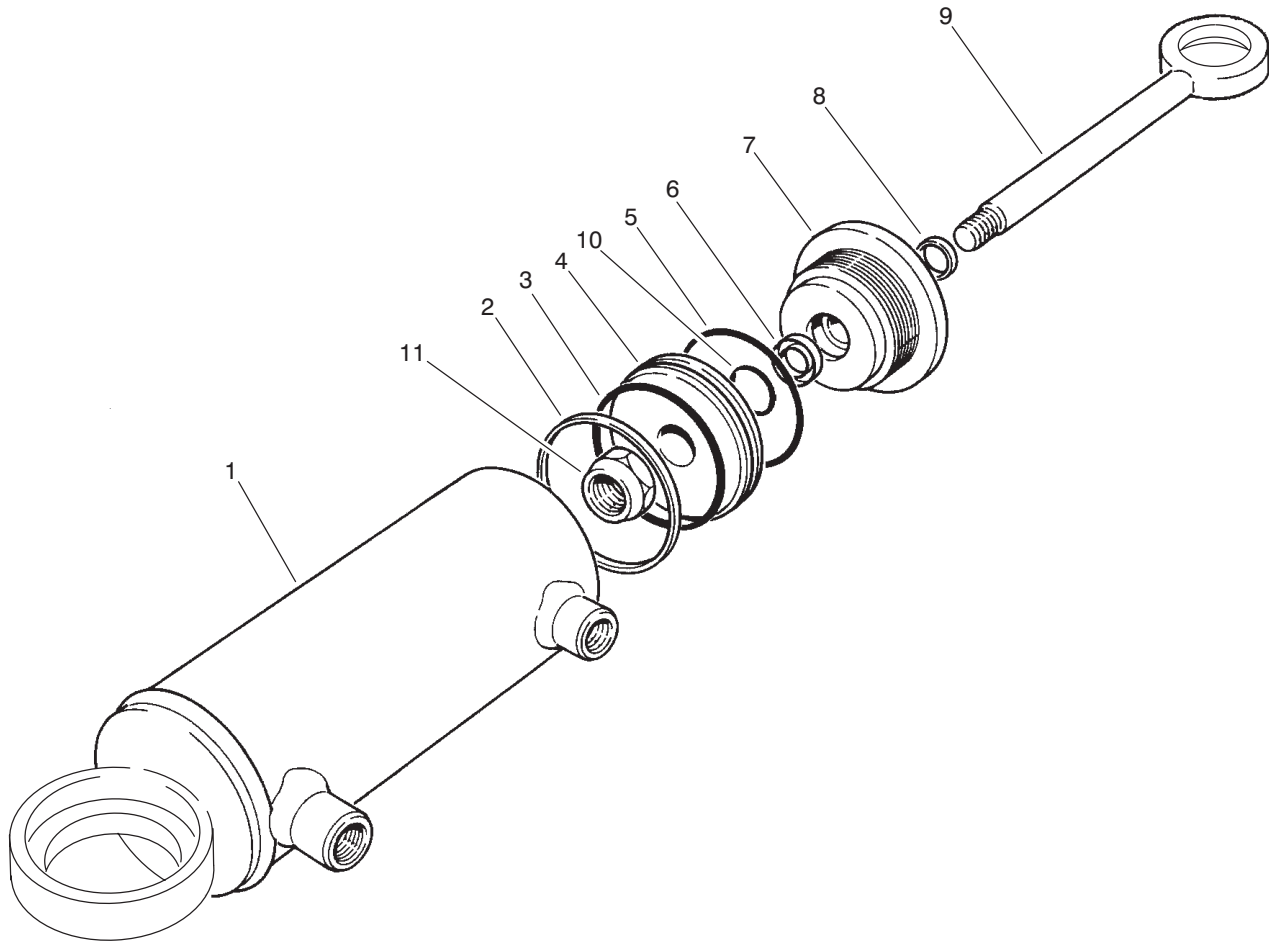
Ref. No.	Part No.	Description	No. Used
25	325-6	Screw-Cap Hex. Hd.	2
26	237-166	O-Ring	1
27	3272-17	Pin-Cotter	2
28	95-4393	Gear-Driver	1
29	33114-025	Screw-HH	1
30	88-7200	Washer-Flat	1
31	99-7500	Clutch-Bidirectional	1
32	32120-15	Ring-Retaining	2
33	325-12	Screw-Hex. Flange Hd.	2
34	325-35	Screw-Cap Hex. Hd.	2
35	95-4391	Tie Rod Assembly (Incl. Ref. #70-76)	1
36	95-7500	Axle-4wd	1
37	86-5910	Tire	2
38	217-125	Rim	2
39	232-27	Stem-Valve	2
40	92-5844	Spacer-Ball Joint	1
41	74-5500	Bolt-Wheel	10
42	237-42	O-Ring	3
43	353-508	Plug (Incl. Ref. #42)	2
44	92-5839	Ball Joint	1
45	92-5833	Spacer-Ball Joint	2
46	98-3806	Cylinder-Hydraulic	1
47	237-78	O-Ring	2



T-1774-4

REAR AXLE ASSEMBLY (Model No. 30455 Only) (Continued)

Ref. No.	Part No.	Description	No. Used	Ref. No.	Part No.	Description	No. Used
48	340-97	Fitting-Hydraulic 90° (Incl. Ref. #2 & 47)	2	63	32136-14	Nut-Hex. Slotted Hd.	2
49	98-3806	Bracket-Bulkhead	1	64	3272-12	Pin-Cotter	2
50	32144-11	Screw-Hex. Washer Hd.	1	65	92-5838	Ball Joint	1
51	86-5790	Tube Assembly LH Rear	1	66	92-5836	Washer-Axle	1
52	86-5780	Tube Assembly RH Rear	1	67	94-8247	Plate-Axle Pivot Front	1
53	32128-33	Nut-Flange, Lock	1	68	32144-41	Screw-Hex. Flange Hd.	1
54	98-7077	Pin-Axle Pivot	1	69	302-33	Fitting-Grease 90°	1
55	302-2	Fitting-Grease	1	70	2411-45	Tie Rod End	2
56	32104-37	Screw-Cap Hex. Hd.	1	71	71-4760	Seal	2
57	3256-71	Washer-Flat	1	72	323-9	Screw-HH	2
58	56-7973	Clamp-Hose	2	73	99-7503	Tube & Clamp Assembly	1
59	80-8660	Spacer	1	74	3296-39	Nut-Hex. Lock	2
60	3296-23	Nut-Lock	2	75	32136-13	Nut-Hex. Slotted	2
61	32128-49	Nut-Lock	2	76	302-55	Fitting-Lube	2
62	86-2770	Assembly-Tube	1	77	237-79	O-Ring	2



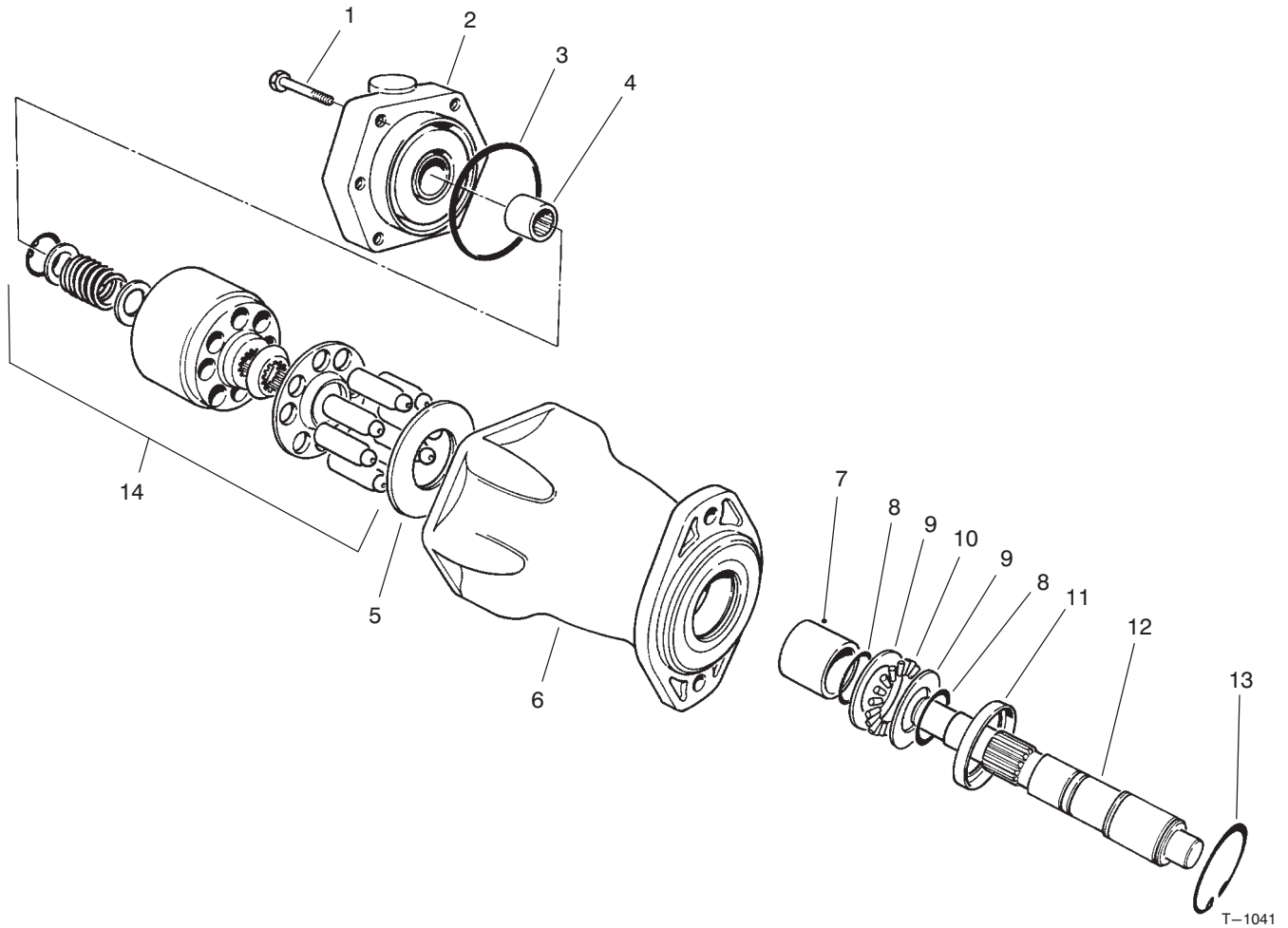
T-1776-1

HYDRAULIC CYLINDER NO. 98-3806 (Model No. 30455 Only)

Ref. No.	Part No.	Description	No. Used
1	99-4753	Butt & Tube Assembly	1
2		Seal-Teflon	1
3		O-Ring	1
4	66-1940	Piston	1
5		O-Ring	1
6		U-Cup	1
7	92-6588	Gland	1

Ref. No.	Part No.	Description	No. Used
8		Wiper	1
9	99-4754	Piston Rod Assembly	1
10		O-Ring	1
11	66-1930	Nut-Lock	1
*	92-6593	Kit-Seal (Incl. Ref. #2, 3, 5, 6, 8 & 10)	1

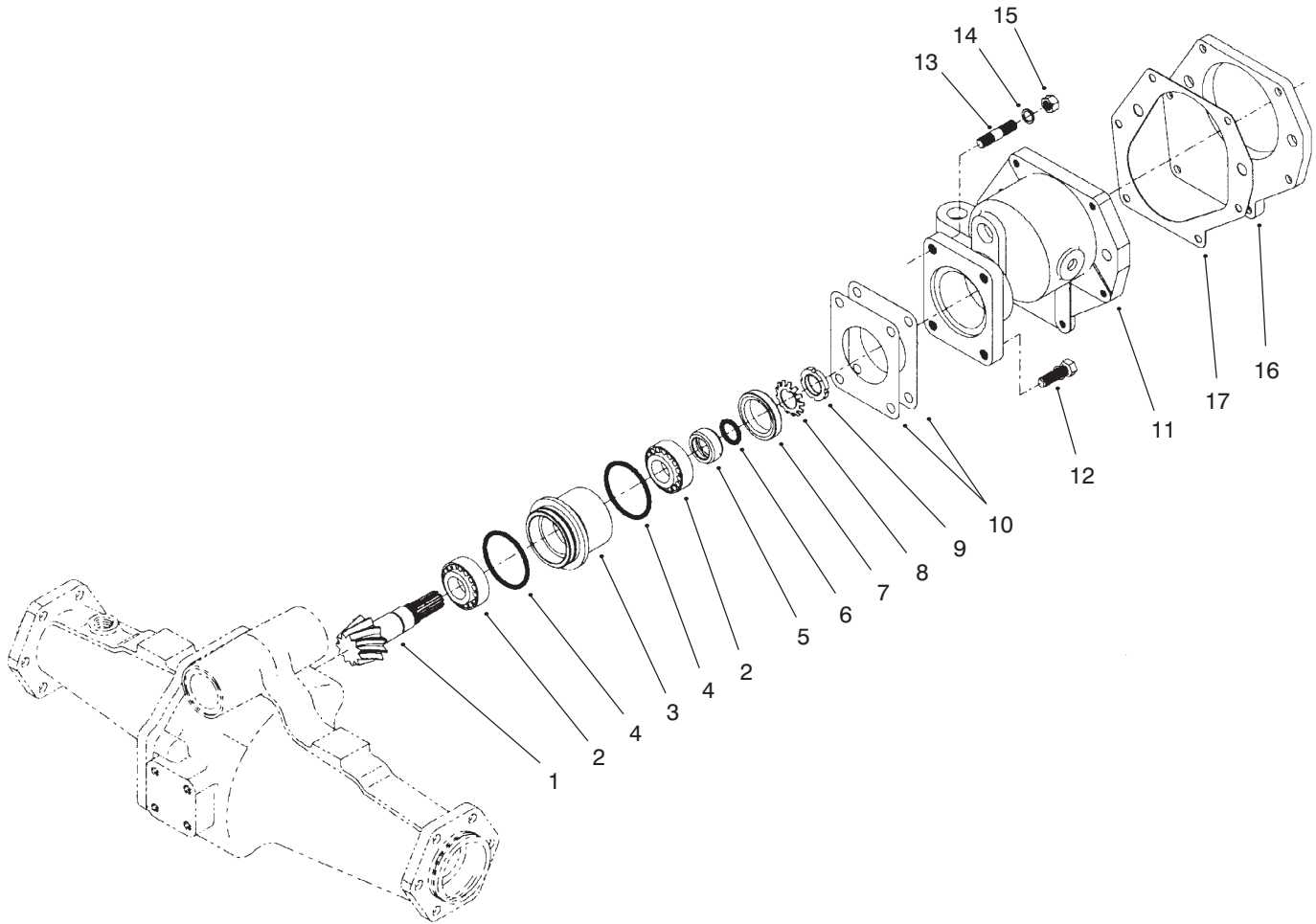
*Not Illustrated



HYDRAULIC MOTOR NO. 99-7502 (Model No. 30455 Only)

Ref. No.	Part No.	Description	No. Used
1	100-2550	Screw - Cap, Hex. Hd.	6
2	100-2551	Back Plate Assembly (Incl. Ref. #4)	1
3	76-6980	O-Ring	1
4		Bearing	1
5	76-6970	Insert - Camplate	1
6	100-2552	Housing Assembly (Incl. Ref. #7)	1

Ref. No.	Part No.	Description	No. Used
7		Bearing	1
8	76-7000	Ring - Retaining	2
9	76-6950	Race - Thrust	1
10	76-6960	Bearing - Thrust	1
11	100-2553	Seal - Shaft	1
12	100-2554	Shaft - Drive	1
13	76-7010	Ring - Retaining	1
14	76-6910	Rotating Assembly	1



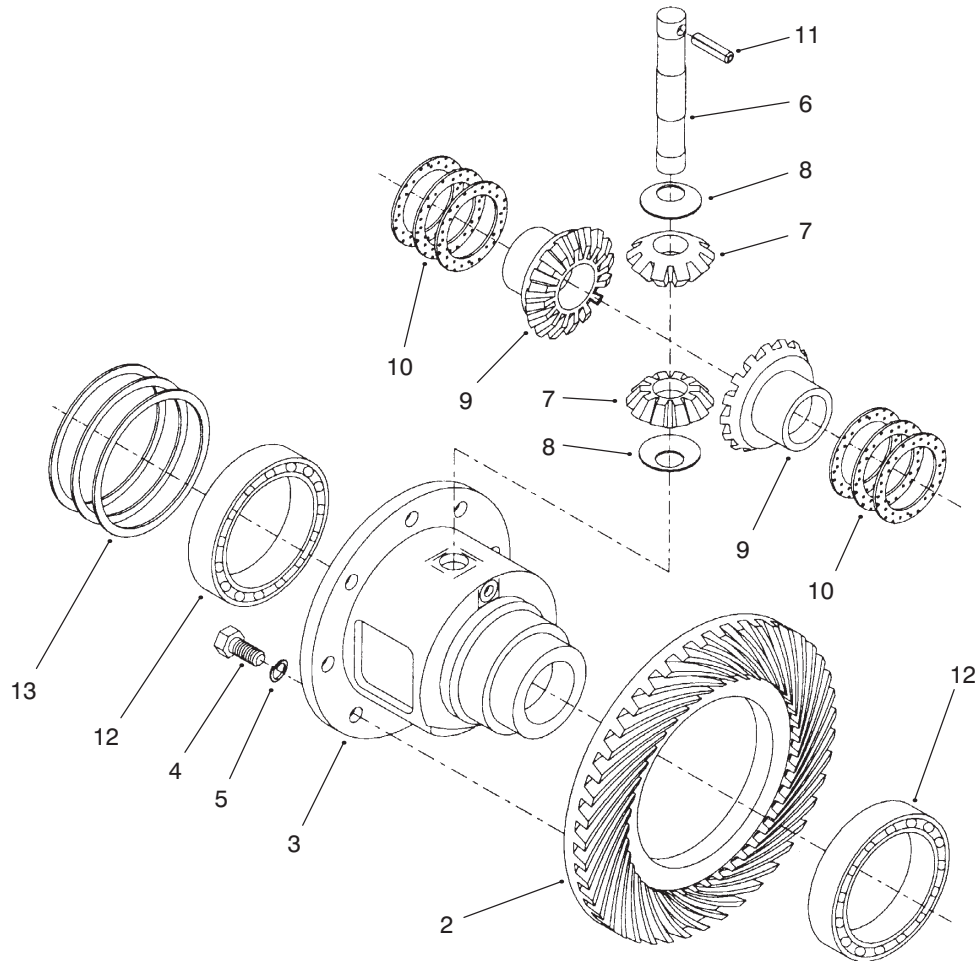
T-3202-1

REAR AXLE ASSEMBLY NO. 95-7500 BEVEL PINION SHAFT ASSEMBLY

Ref. No.	Part No.	Description	No. Used
1	100-2555	Pinion-Spiral Bevel (Incl. Gear-43 Spiral Bevel)	1
2	99-7570	Bearing-Taper Roller	2
3	95-7534	Case-Bearing	1
4	99-7571	O-Ring	2
5	99-7572	Collar-Oil Seal	1
6	99-7573	O-Ring	1
7	99-7574	Seal-Oil	1
8	99-7559	Washer-Lock	1
9	99-7560	Nut-Lock	1

Ref. No.	Part No.	Description	No. Used
10	99-7550	Shim-0.1	2
*	99-7551	Shim-0.2	2
11	95-7533	Case-Gear	1
12	99-7575	Bolt	2
13	100-2556	Stud	2
14	99-7527	Washer-Spring	2
15	99-7526	Nut	2
16	95-7541	Plate-Cover	1
17	95-7540	Gasket	1

*Not Illustrated

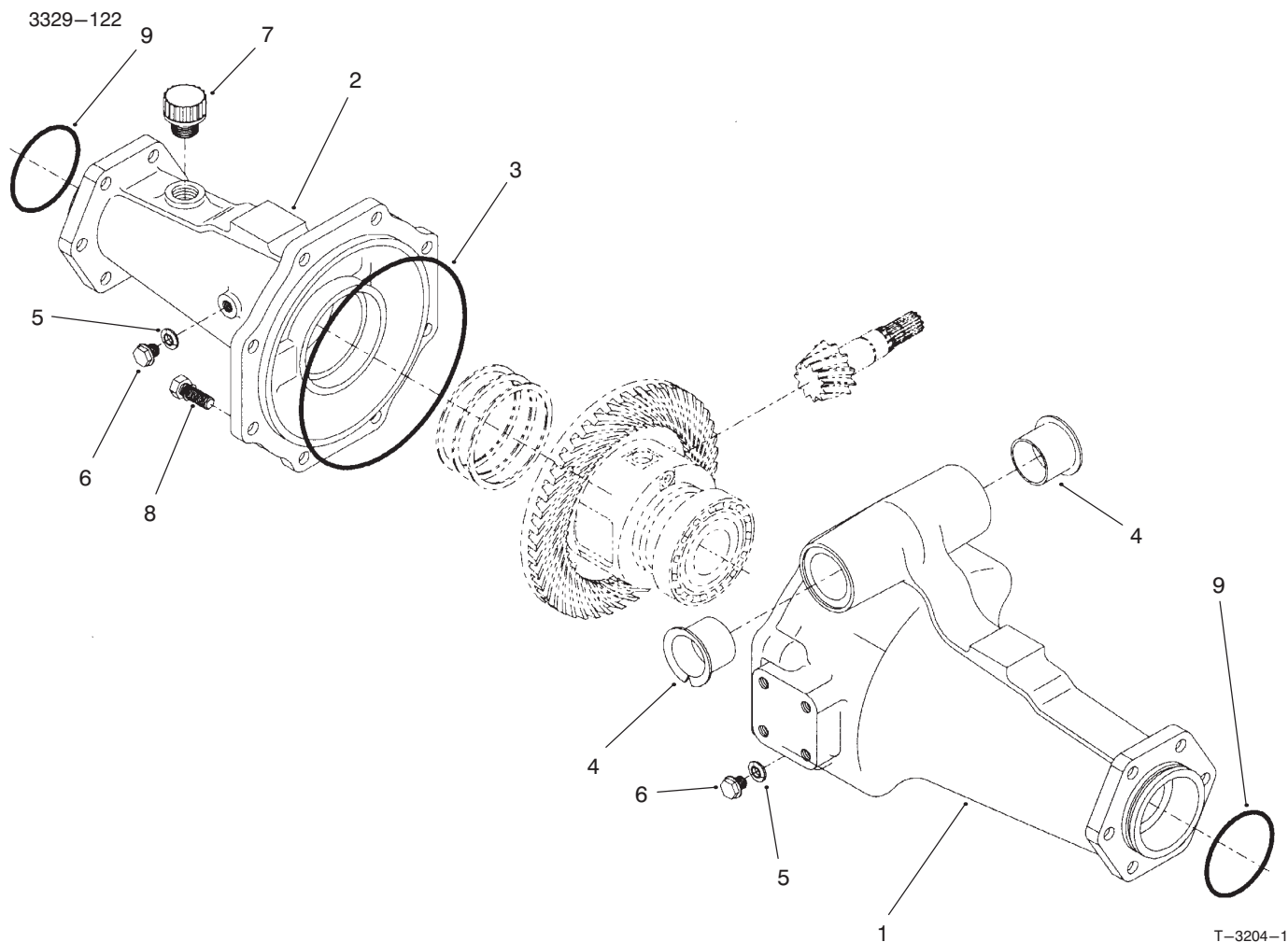


T-3203-1

REAR AXLE ASSEMBLY NO. 95-7500 (Continued) DIFFERENTIAL ASSEMBLY

Ref. No.	Part No.	Description	No. Used	Ref. No.	Part No.	Description	No. Used
1	95-7503	Differential Assembly (Incl. Ref. #2-11)	1	9	99-7581	Gear-Differential, Side	2
2	100-2555	Gear-43 Spiral Bevel (Incl. Pinion-Spiral Bevel)	1	10	99-7582	Washer-Differential	2
3	95-7502	Case-Differential	1	*	99-7583	Washer-Differential	2
4	99-7576	Bolt	8	*	99-7584	Washer-Differential	2
5	99-7577	Washer-Spring	8	11	99-7588	Pin-Spring	1
6	99-7578	Shaft-Differential Pinion	1	12	99-7562	Bearing-Ball	2
7	99-7579	Pinion-Differential	2	13	99-7585	Shim-0.1	2
8	99-7580	Washer-Differential Pinion	2	*	99-7586	Shim-0.2	2
				*	99-7587	Shim-0.4	2

*Not Illustrated

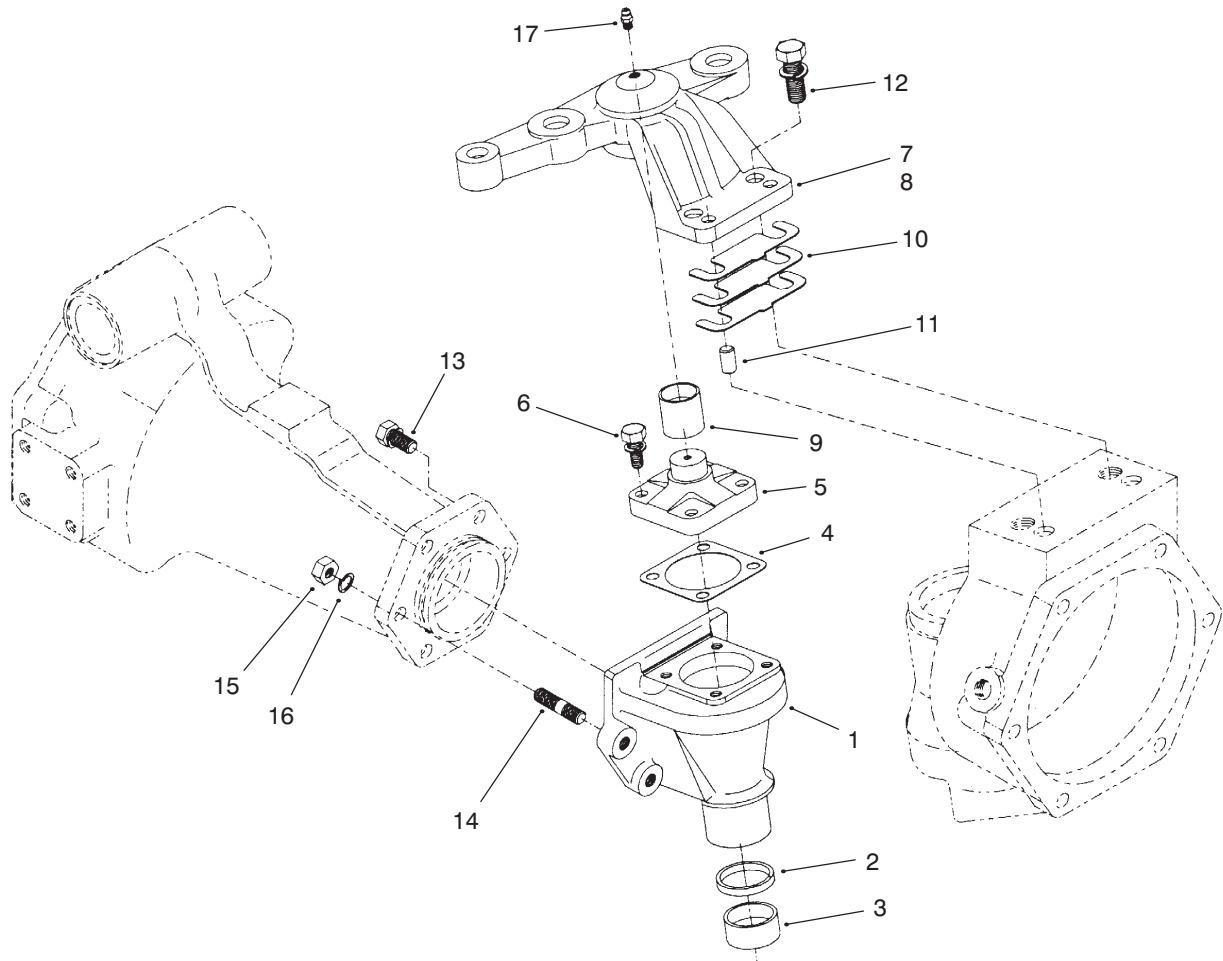


T-3204-1

REAR AXLE ASSEMBLY NO. 95-7500 (Continued) AXLE SUPPORT ASSEMBLY

Ref. No.	Part No.	Description	No. Used
1	95-7508	Support #1-Axle	1
2	95-7506	Support #2-Axle	1
3	95-7507	O-Ring	1
4	95-7537	Bushing-Flange	2
5	99-7589	Plug	2

Ref. No.	Part No.	Description	No. Used
6	99-7590	Washer-seal	2
7	99-7591	Assembly-Oil Plug	1
8	99-7592	Bolt	8
9	99-7593	O-Ring	2

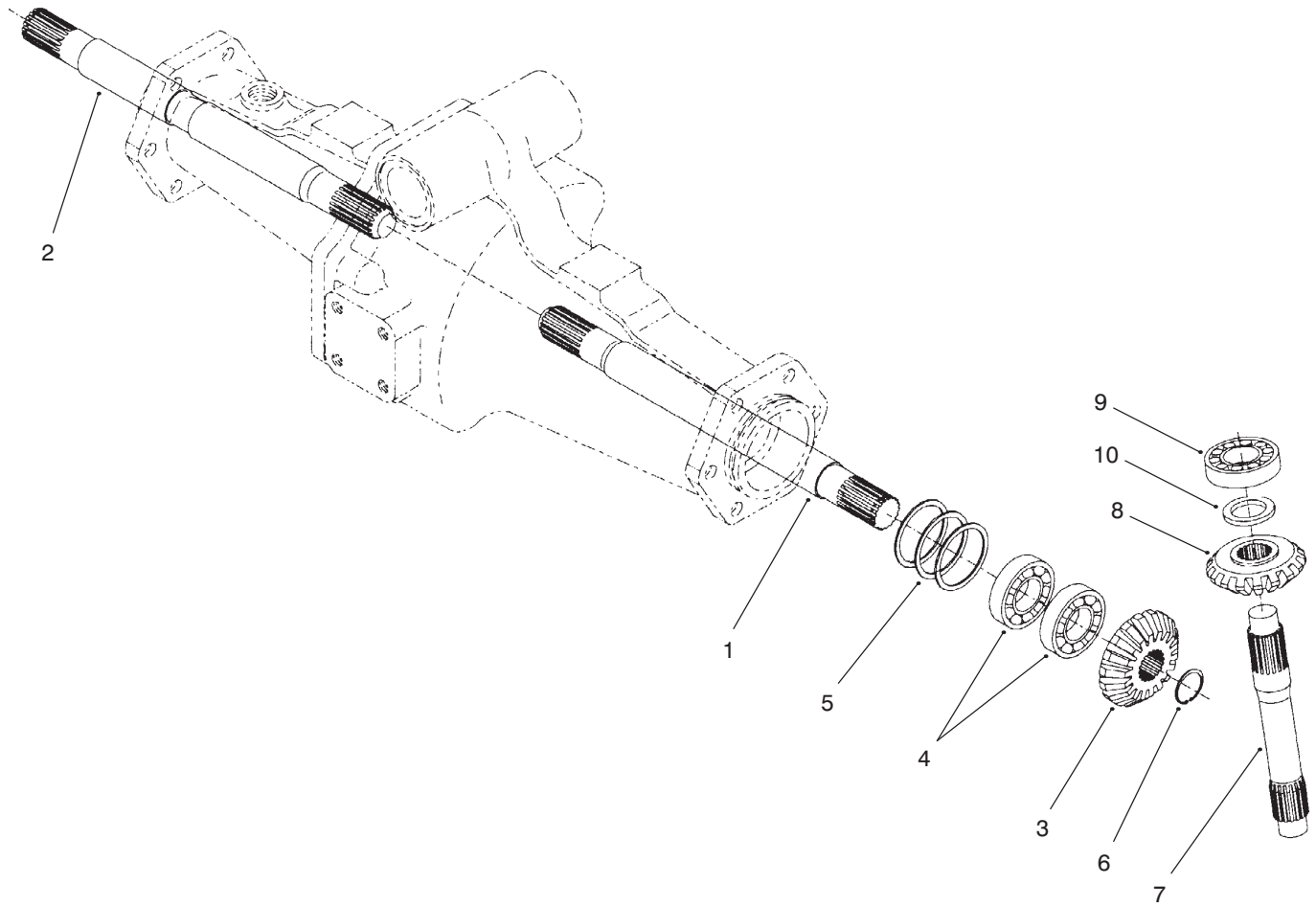


T-3205-1

REAR AXLE ASSEMBLY NO. 95-7500 (Continued) BEVEL GEAR CASE ASSEMBLY

Ref. No.	Part No.	Description	No. Used	Ref. No.	Part No.	Description	No. Used
1	95-7538	Case-Bevel Gear	2	10	95-7547	Shim-0.1	2
2	100-2557	Seal-Oil	2	*	95-7548	Shim-0.2	2
3	100-2558	Bushing	2	*	95-7549	Shim-0.3	2
4	95-7511	Gasket	2	11	99-7597	Pin-Straight	4
5	95-7510	Pin-Knuckle	2	12	99-7598	Bolt	4
6	99-7596	Bolt	8	13	99-7599	Bolt	8
7	95-7513	Support-Axle Case, LH	1	14	99-7525	Stud	4
8	95-7515	Support-Axle Case, RH	1	15	99-7526	Nut	4
9	99-7529	Bushing	2	16	99-7527	Washer-Spring	4
				17	99-7528	Nipple-Grease	2

*Not Illustrated



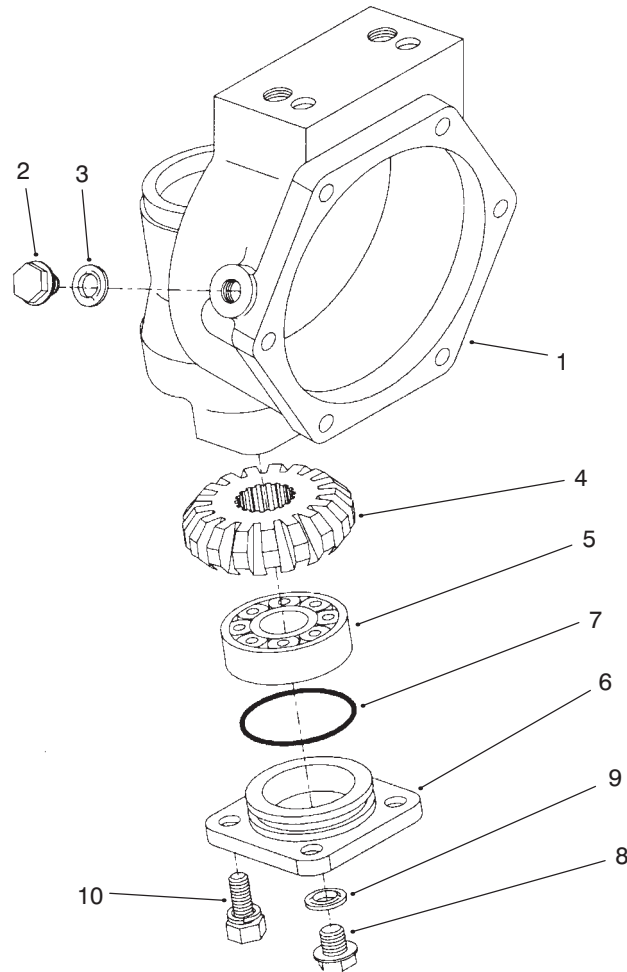
T-3206-1

REAR AXLE ASSEMBLY NO. 95-7500 (Continued) BEVEL GEAR SHAFT ASSEMBLY

Ref. No.	Part No.	Description	No. Used
1	95-7509	Shaft-Differential Gear, LH	1
2	95-7512	Shaft-Differential Gear, RH	1
3	95-7517	Gear-15 Bevel	2
4	99-7530	Bearing-Ball	4
5	99-7552	Shim-0.1	2
*	99-7553	S Him-0.2	2
*	99-7554	Shim-0.5	2

Ref. No.	Part No.	Description	No. Used
6	99-7531	Clip	2
7	95-7529	Shaft-Bevel Gear	2
8	95-7519	Gear-17 Bevel	2
9	99-7532	Bearing-Taper Roller	2
10	99-7558	Collar	2

*Not Illustrated

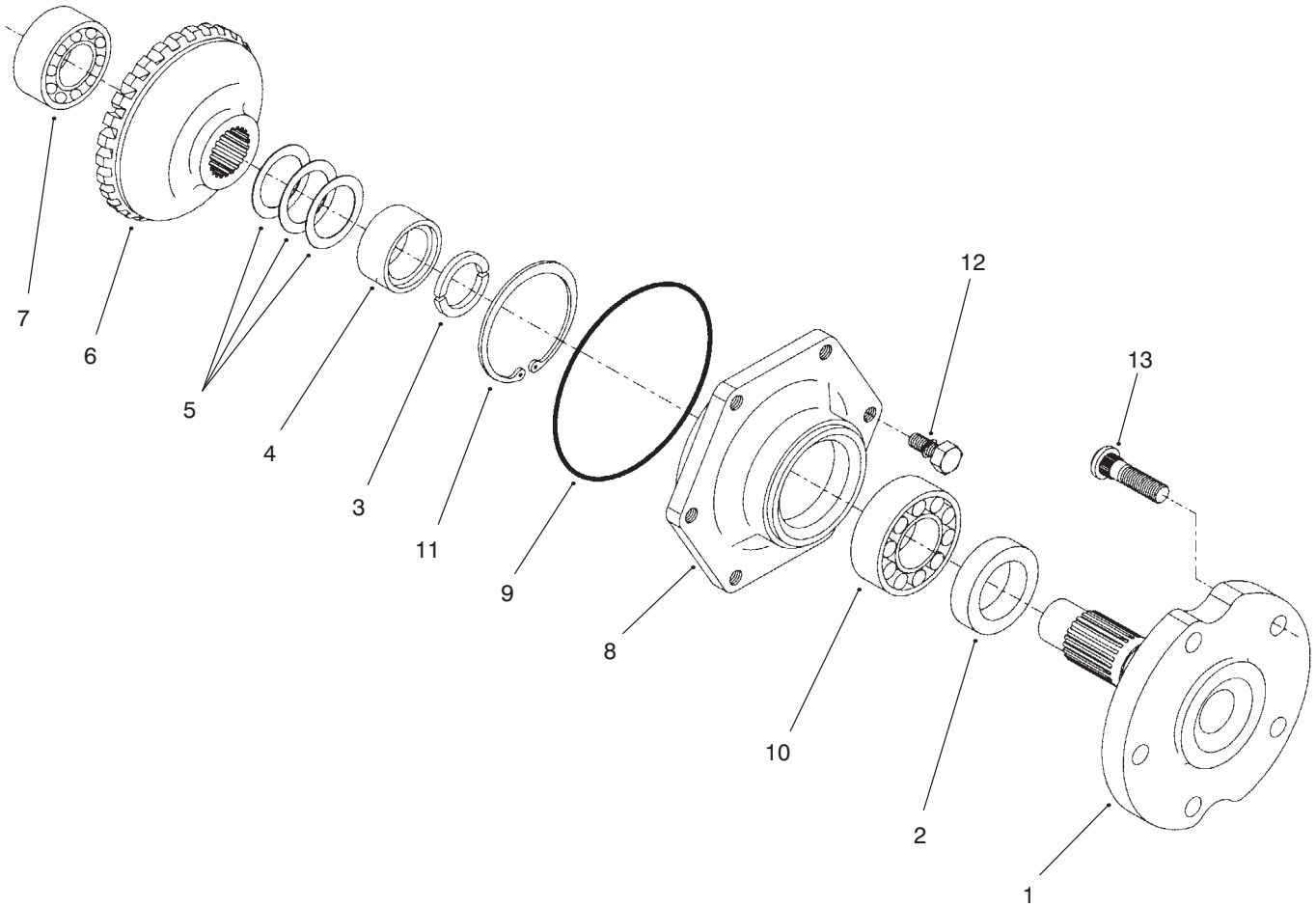


T-3207-1

REAR AXLE ASSEMBLY NO. 95-7500 (Continued) AXLE CASE ASSEMBLY

Ref. No.	Part No.	Description	No. Used
1	95-7531	Case-Axle	2
2	99-7535	Plug	2
3	99-7536	Washer-Seal	2
4	95-7527	Gear-17 Bevel	2
5	99-7532	Bearing-Taper Roller	2

Ref. No.	Part No.	Description	No. Used
6	100-2560	Cover-Axle	2
7	100-2561	O-Ring	2
8	99-7589	Plug	2
9	99-7590	Washer-Seal	2
10	100-2562	Bolt	8



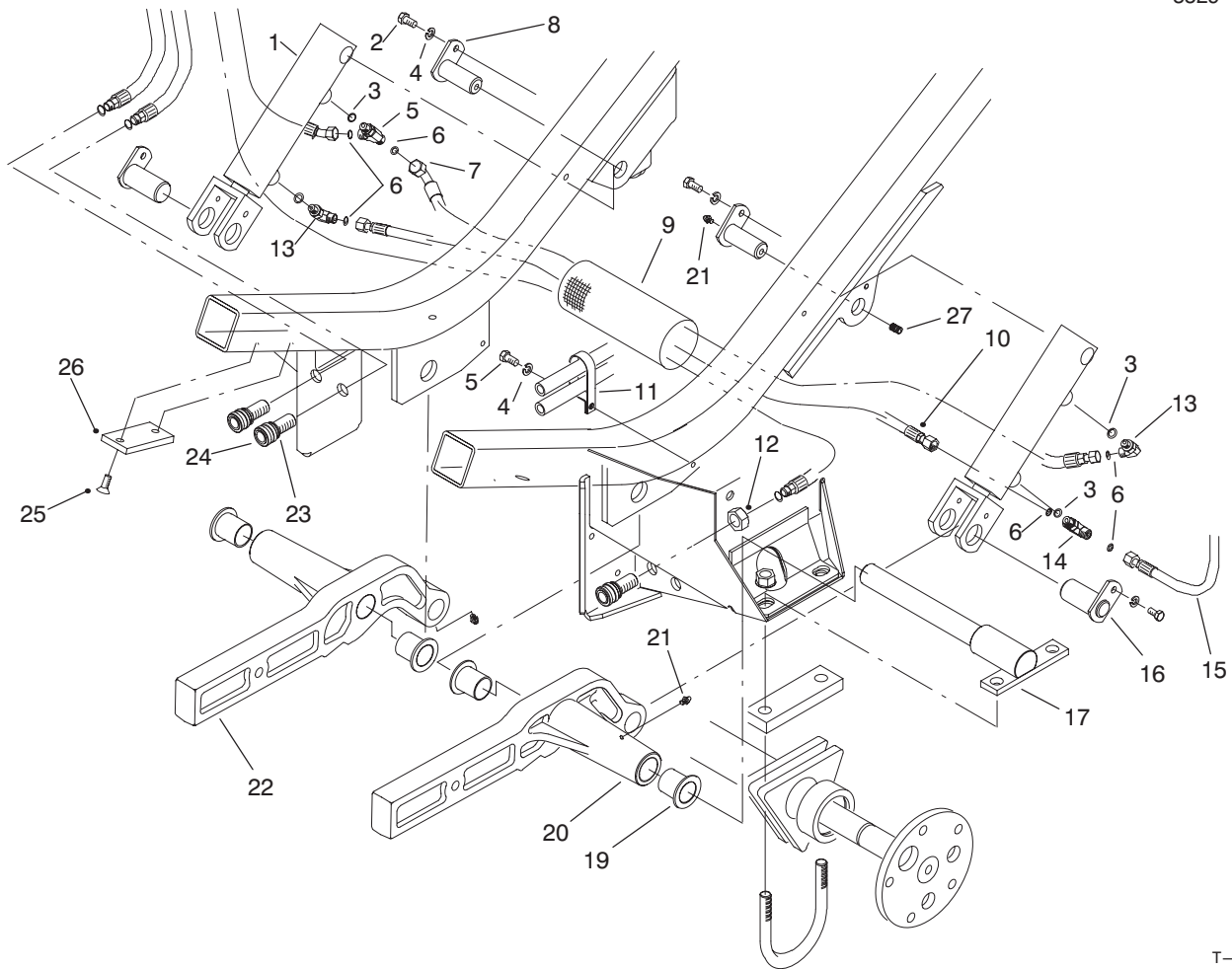
T-3108-1

REAR AXLE ASSEMBLY NO. 95-7500 (Continued) AXLE ASSEMBLY

Ref. No.	Part No.	Description	No. Used
1	95-7522	Axle	2
2	99-7564	Seal-Oil	2
3	95-7544	Clip	4
4	95-7523	Spacer	2
5	99-7555	Shim-0.3	2
*	99-7556	Shim-0.2	2
*	99-7557	Shim-0.5	2
6	95-7524	Gear-29 Bevel	2

Ref. No.	Part No.	Description	No. Used
7	99-7534	Bearing-Double Ball	2
8	95-7521	Cover-Axle	2
9	99-7538	O-Ring	2
10	99-7561	Bearing-Ball	2
11	99-7539	Clip	2
12	99-7596	Bolt	12
13	99-7563	Stud	10

*Not Illustrated

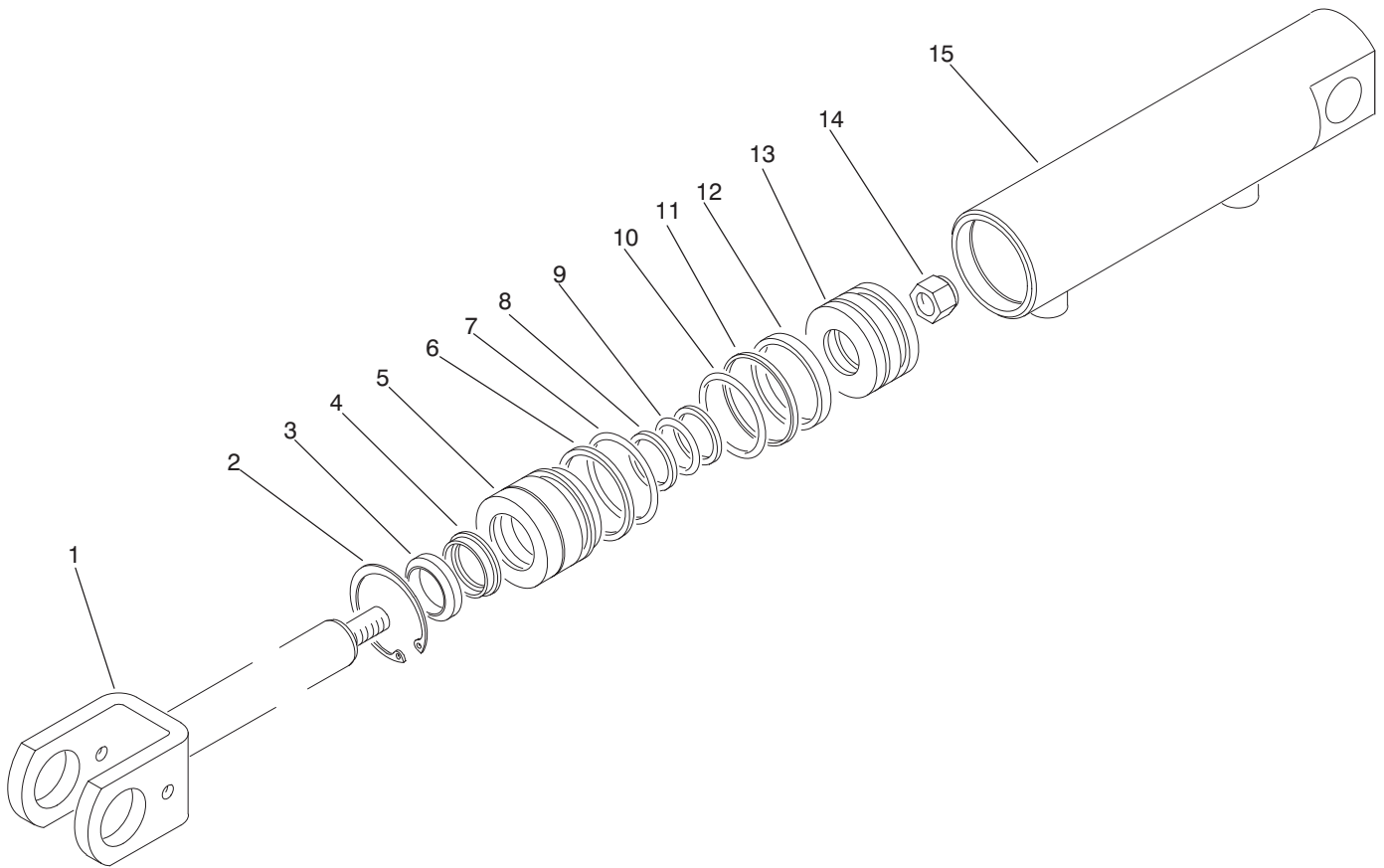


T-2672-1

LIFT ARM ASSEMBLY

Ref. No.	Part No.	Description	No. Used	Ref. No.	Part No.	Description	No. Used
1	86-5580	Cylinder - Hydraulic	2	14	340-125	Fitting - Hydraulic Tee (Incl. Ref. #3 & 6)	1
2	322-2	Screw - Cap Hex. Hd.	5	15	86-3170	Hose Assembly	1
3	237-78	O-Ring	4	16	88-1190	Pin - Pivot	2
4	3253-4	Washer - Lock	5	17	86-2790	Pin - Pivot L.H.	1
5	340-140	Fitting - Hydraulic Tee (Incl. Ref. #3 & 6)	1	*	88-1200	Pin - Pivot R.H.	1
6	237-21	O-Ring	6	19	68-6480	Bushing - Flange	4
7	86-3160	Assembly - Hose	1	20	84-0730	Arm - Lift, L.H.	1
8	84-1350	Pin - Pivot	2	21	302-5	Fitting - Grease	6
9	70-1380	Sleeve - Protective	1	22	86-5890	Arm - Lift, R.H.	1
10	86-3200	Hose Assembly	1	23	237-79	O-Ring	3
11	2412-137	R-Clamp	1	24	86-5450	Coupler - Hydraulic (Incl. Ref. #23)	3
12	3220-7	Nut - Jam	3	25	32108-58	Screw - Machine Flat Hd.	4
13	340-132	Fitting - Hydraulic 90° (Incl. Ref. #3 & 6)	2	26	69-9300	Pad - Bumper	2
				27	3247-4	Screw - Set	2

*Not Illustrated



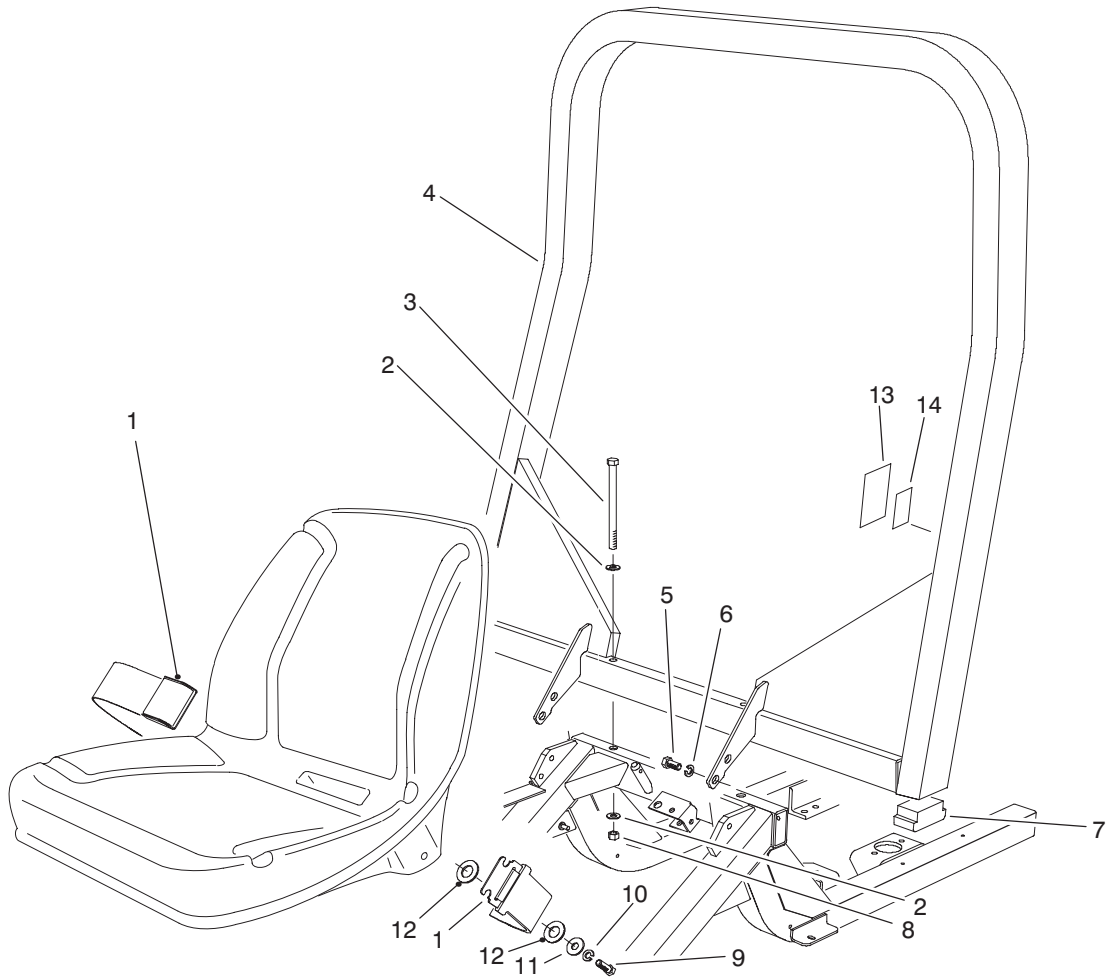
T-1490-1

HYDRAULIC CYLINDER NO. 86-5580

Ref. No.	Part No.	Description	No. Used
1	88-3620	Assembly - Rod	1
2		Ring - Retaining	1
3		Wiper - Rod	1
4		U-Cup - Loaded	1
5	88-3630	Head	1
6		Ring - Back-Up	1
7		O-Ring	1
8		Ring - Back-Up	2
9		O-Ring	1

Ref. No.	Part No.	Description	No. Used
10		O-Ring	1
11		Ring - Piston, Unithane	1
12		Ring - Wear	1
13	88-3600	Piston	1
14	88-3590	Nut - Lock	1
15	88-3610	Assembly - Barrel	1
*	88-3640	Kit - Seal (Incl. Ref. #2-4 & 6-12)	1

*Not Illustrated



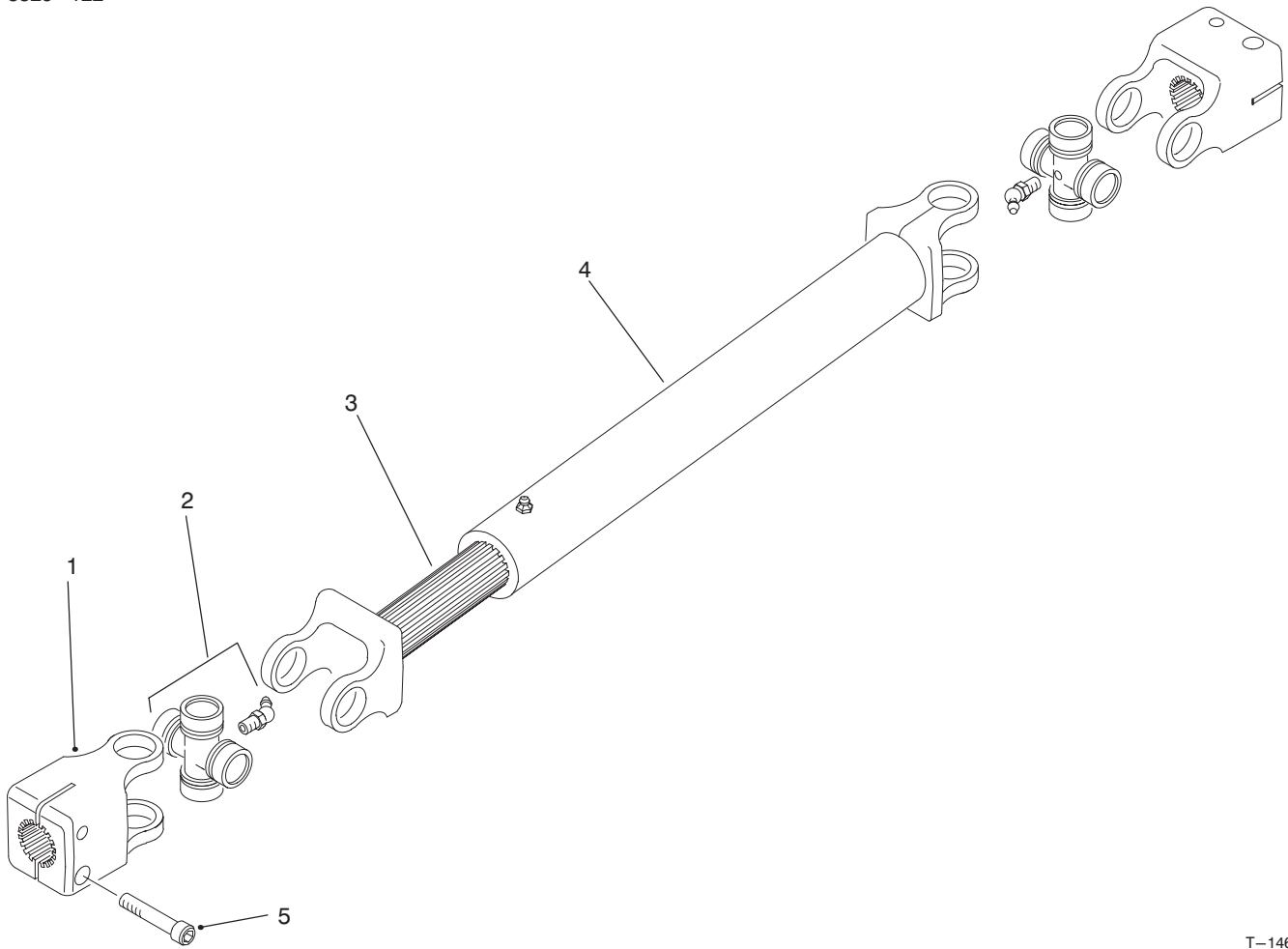
T-2249-2

R.O.P.S. ASSEMBLY (Standard For Model No. 30455) (Optional For Model No. 30450)

Ref. No.	Part No.	Description	No. Used	Ref. No.	Part No.	Description	No. Used
1	21-4191	Seat Belt Assembly	1	9	3212-5	Screw - Cap Hex. Hd.	2
2	3256-26	Washer - Flat	4	10	3253-6	Washer - Lock	2
3	325-33	Screw - Cap Hex. Hd.	2	11	3256-5	Washer - Flat	2
4	76-9370	Bar - R.O.P.S.	1	12	3256-28	Washer - Flat	2
5	325-2	Screw - Cap Hex. Hd.	4	13	92-6073	Decal - Clear	1
6	3253-7	Washer - Lock	4	14	92-2587	Decal - R.O.P.S.	1
7	82-5370	Foam - R.O.P.S. Bar	2	*		Canopy Assembly (Optional)	1
8	3296-25	Nut - Lock	2				

*Not Illustrated

NOTE: When purchasing Canopy assembly or R.O.P.S. assembly in its entirety, order direct from Custom Products PO Box 718 Litchfield, MN 55355

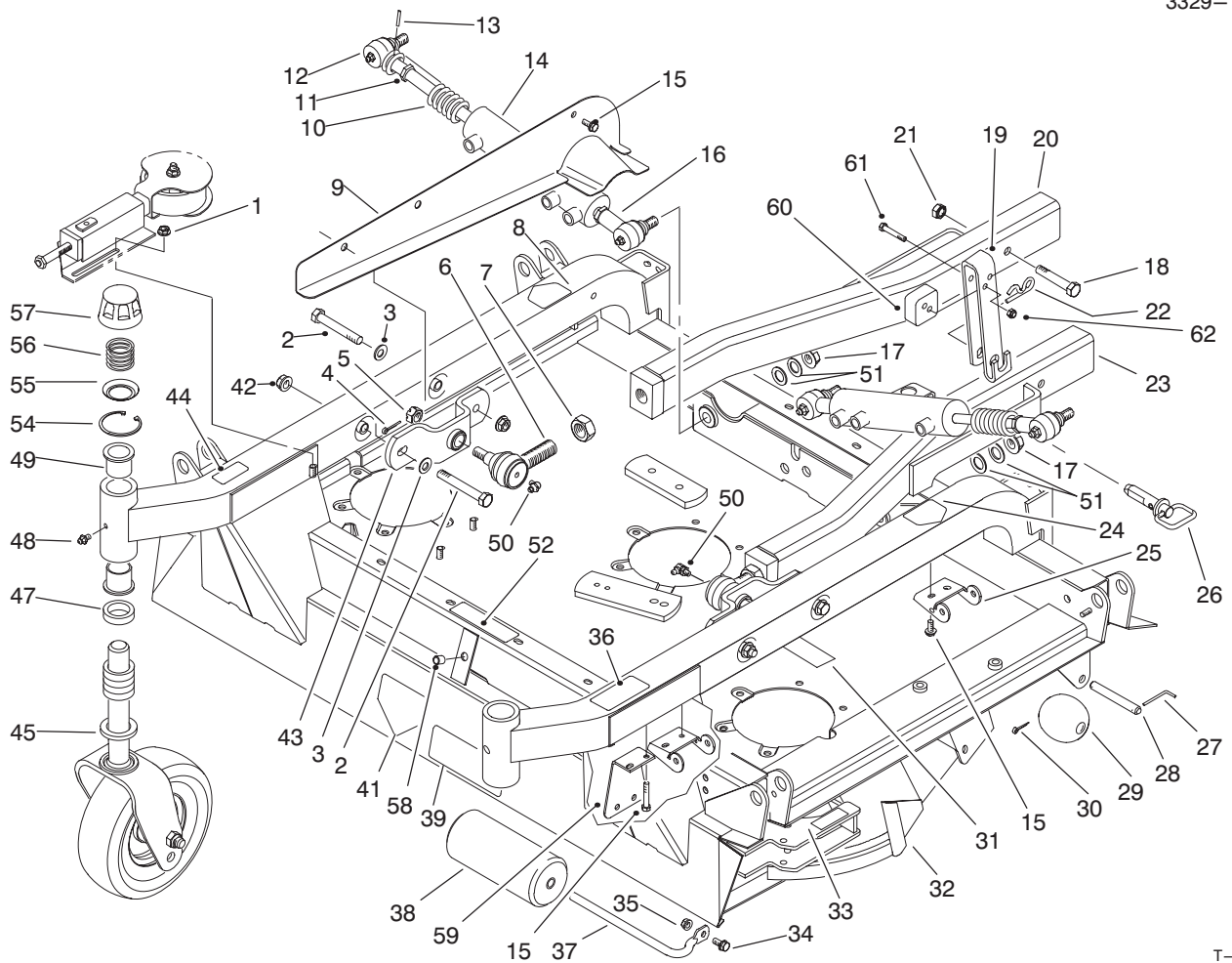


T-1465-1

DRIVE SHAFT ASSEMBLY 86-1730

Ref. No.	Part No.	Description	No. Used
1	86-1150	Yoke - End	2
2	86-1160	Kit - Universal	2
3	86-1170	Shaft - Slip Yoke	1

Ref. No.	Part No.	Description	No. Used
4	86-1180	Tube - Slip Yoke	1
5	3273-17	Screw - Hex. Socket Hd.	4

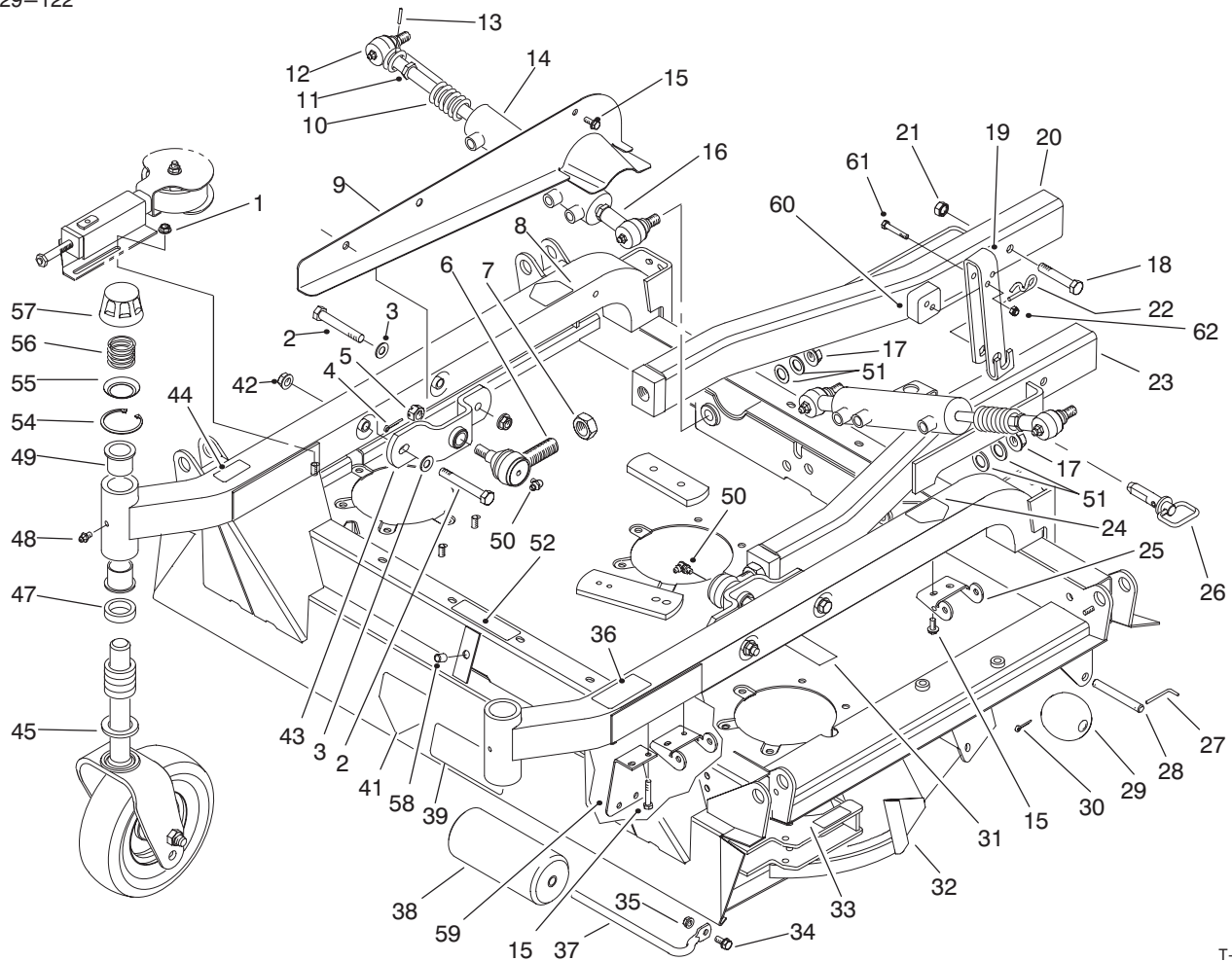


T-1459-3

CENTER DECK & CARRIER FRAME ASSEMBLY

Ref. No.	Part No.	Description	No. Used	Ref. No.	Part No.	Description	No. Used
1	32128-19	Nut – Flange Hd.	2	27	57-0690	Pin	2
2	325-35	Screw – Cap Hex. Hd.	4	28	57-0680	Shaft	2
3	3256-26	Washer – Flat	4	29	29-4820	Roller	2
4	3272-12	Pin – Cotter	2	30	3272-11	Pin – Cotter	2
5	32136-2	Nut	2	31	86-0740	Decal – Belt	1
6	86-8100	Ball – Joint	2	32	92-7757	Center Deck Assembly (Incl. Ref. #8, 24, 31, 33, 36, 39, 41, 44, 49 & 58)	1
7	21-3000	Nut	2	33	55-4300	Decal – Warning	2
8	86-0730	Decal – H.O.C. RH	1	34	3234-1	Screw – Hex. Flange Hd.	1
9	86-2230	Cover – Guide, RH	1	35	32128-21	Nut – Flange Hd.	1
10	86-2510	Spring	2	36	86-0780	Decal – H.O.C.	1
11	84-5300	Nut	4	37	68-6840	Shaft	1
12	92-5810	Ball Joint	2	38	68-6710	Roller	1
13	32121-51	Pin – Roll	2	39	68-8340	Decal – Caution	1
14	86-2190	Cylinder – Hydraulic	2	41	43-8480	Decal – Danger	1
15	32144-26	Screw – Hex. Washer Hd.	12	42	32128-23	Nut – Flange Hd.	4
16	92-5811	Ball Joint	2	43	69-7290	Mount – Carrier	2
17	32128-54	Nut – Flange	2	44	†	Decal – Safety Std.	1
18	325-11	Screw – Cap Hex. Hd.	2	45	77-0950	Washer	2
19	94-8009	Strap – Deck H.O.C.	2	47	69-1510	Spacer	10
20	86-2280	Frame – Carrier, RH	1	48	302-5	Fitting – Grease	2
21	3296-23	Nut – Lock	2	49	69-6470	Bushing	4
22	3290-256	Pin – Cotter, Hair	2	50	302-60	Fitting – Grease 90°	2
23	86-2320	Frame – Carrier, LH	1	51	86-1440	Washer – Flat	4
24	86-0720	Decal – H.O.C. LH	1	52	85-6410	Decal – Danger	1
25	86-1890	Hinge	4				
26	86-2390	Pin – H.O.C.	2				

†Not Sold Separately



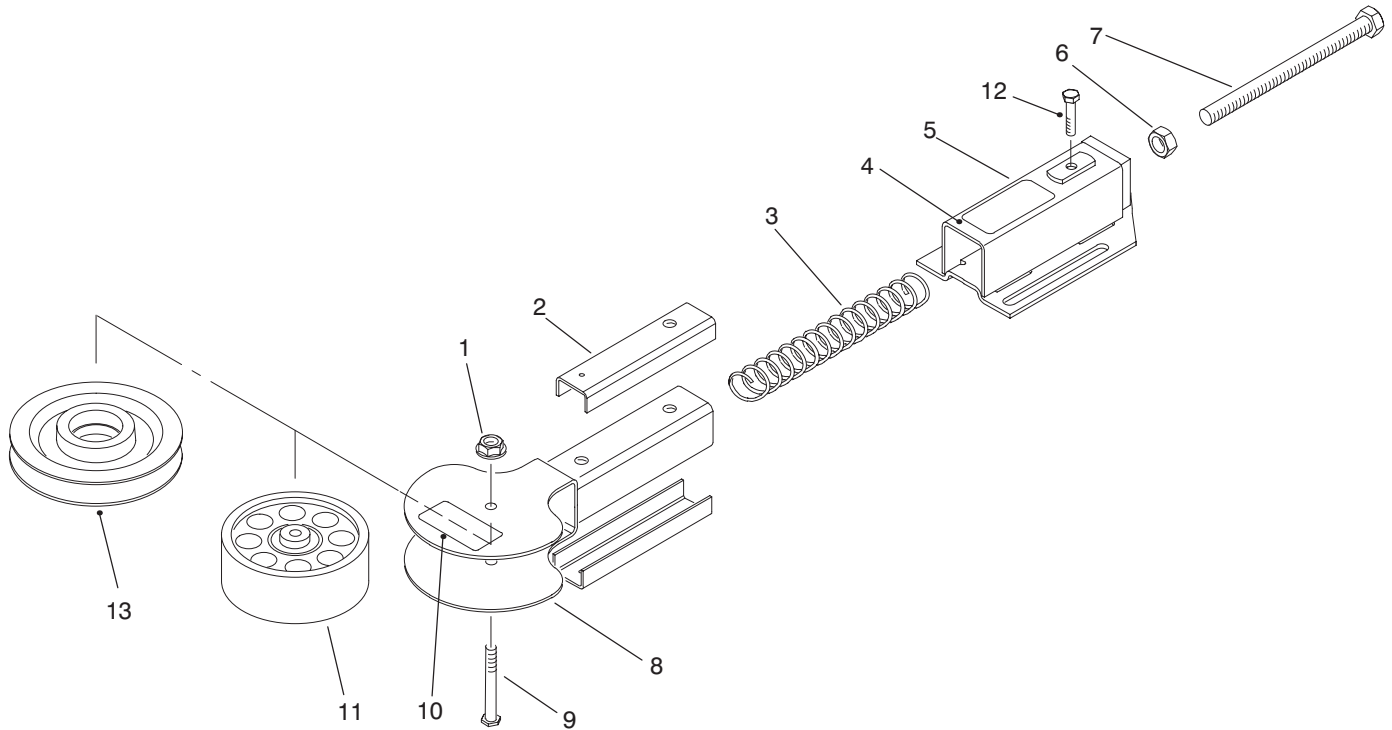
T-1459-3

CENTER DECK & CARRIER FRAME ASSEMBLY (Continued)

Ref. No.	Part No.	Description	No. Used
54	92-5581	Ring - Retaining, Internal	2
55	92-5583	Washer	2
56	92-9726	Spring - Compression	2
57	92-8861	Cap	2
58	32148-10	Insert - Threaded	1
59	94-8020	Shield - Wire Harness	2

Ref. No.	Part No.	Description	No. Used
60	94-8008	Plate - Wear	2
61	322-21	Screw - Cap Hex. Hd.	4
62	3296-29	Nut - Lock	4
*	92-9727	Assembly - Cap, H.O.C. (Incl. Ref. #54-57)	2

*Not Illustrated



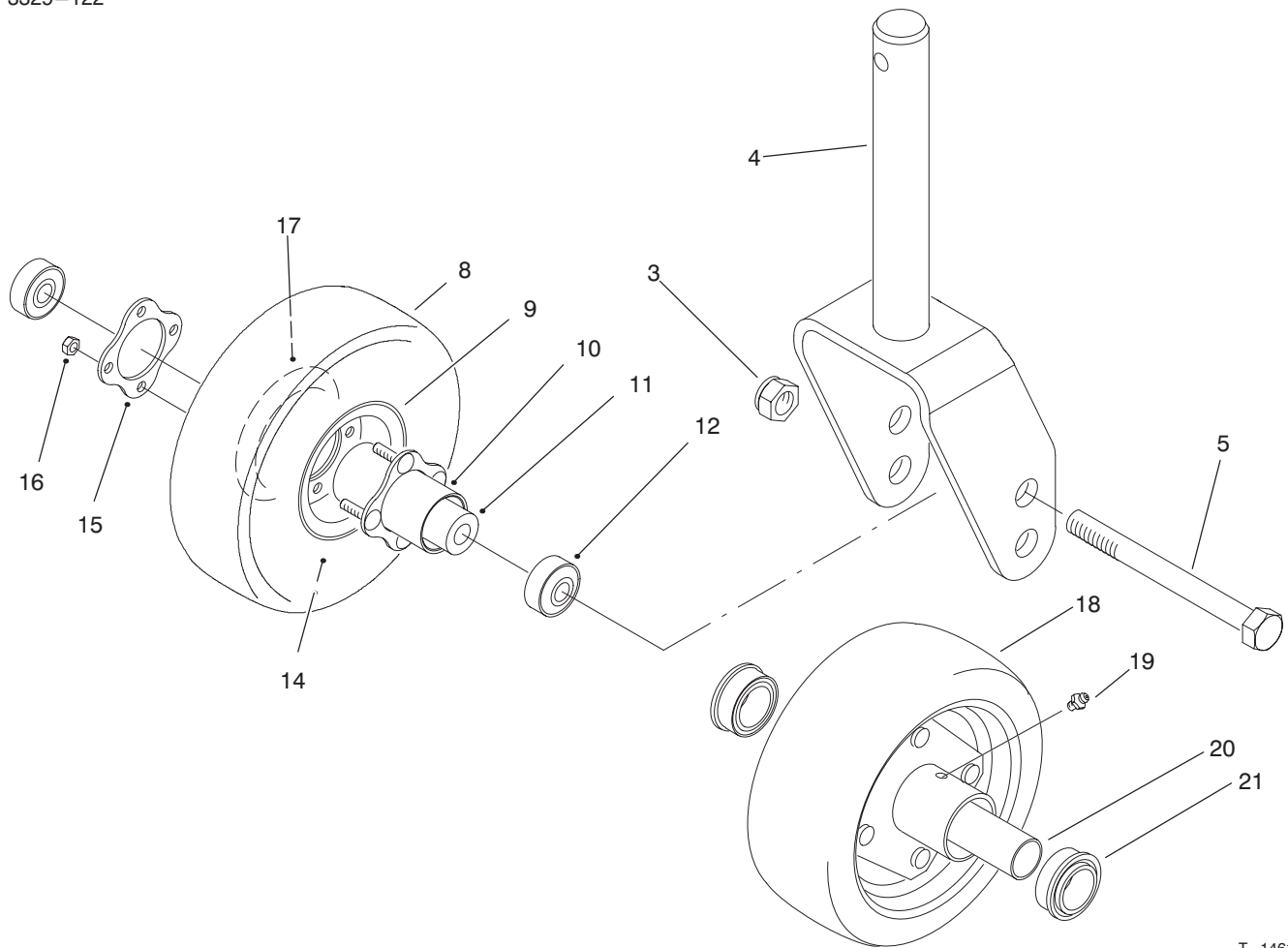
T-1451-2

BELT TENSION ADJUSTOR

Ref. No.	Part No.	Description	No. Used
1	32128-43	Nut - Lock, Flange Head	3
2	86-0060	Sleeve - Tube	6
3	92-7767	Spring - Compression (Wing Deck Adjustor) (Color - White)	2
*	92-7768	Spring - Compression (Center Deck Adjustor) (Color - Red)	1
4	86-2670	Decal - Belt	1
5	92-0626	Tube Assembly (Incl. Ref. #4)	3

Ref. No.	Part No.	Description	No. Used
6	3217-9	Nut - Jam	3
7	86-0050	Screw - Adjusting	3
8	95-4383	Yoke - Pulley (Incl. Ref. #10)	3
9	86-2000	Bolt - Thin Head	3
10	55-4300	Decal - Warning	1
11	92-0625	Idler Pulley Assembly	2
12	322-5	Screw - HH	3
13	92-9721	Idler Pulley Assembly - V	1

*Not Illustrated



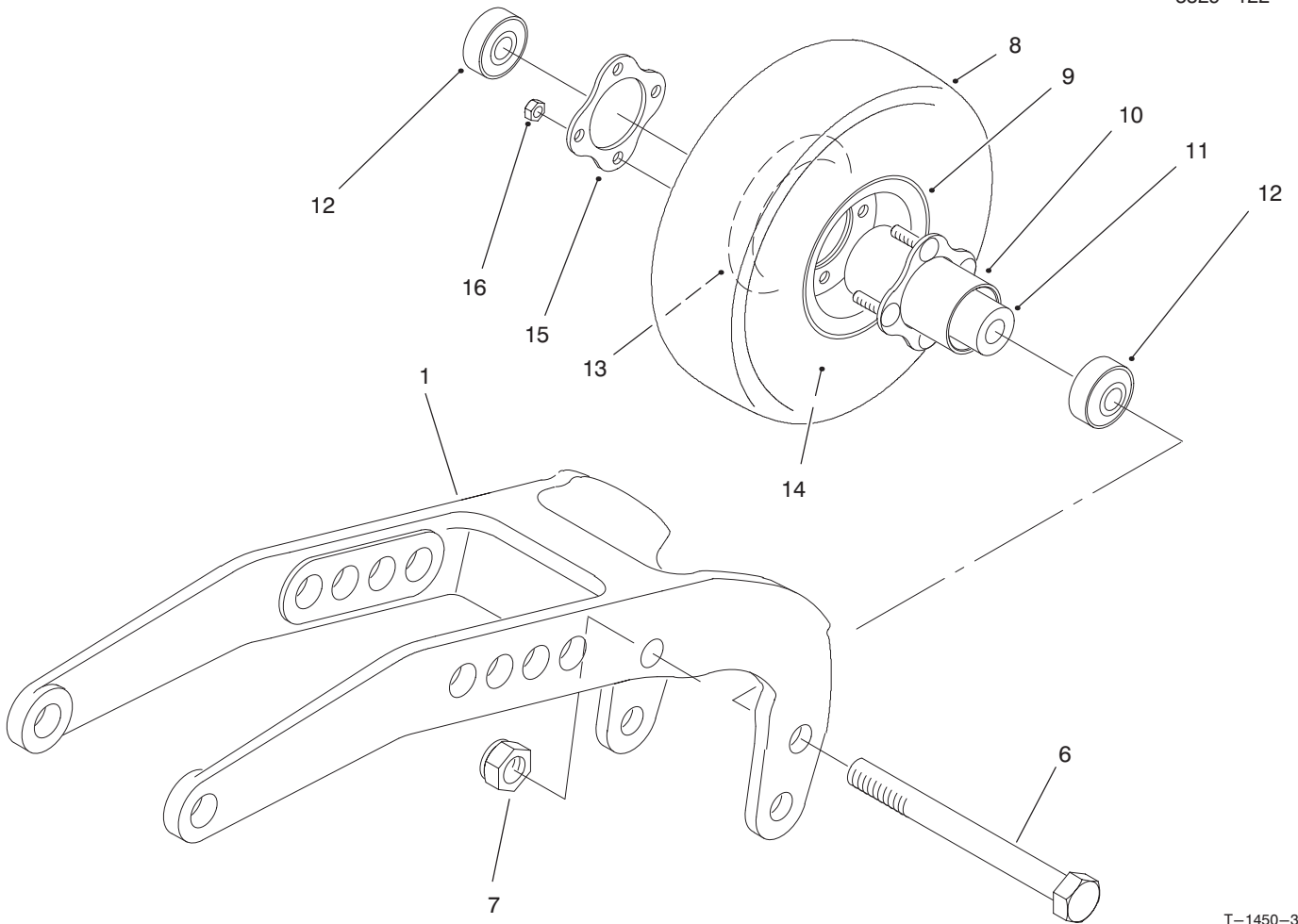
T-1461-3

FRONT CASTOR FORK ASSEMBLY

Ref. No.	Part No.	Description	No. Used
3	3296-53	Nut - Lock	2
4	92-7750	Fork (Used on Wing Units)	2
*	92-7752	Fork (Used on Center Unit)	2
5	327-24	Screw - Cap Hex. Hd.	2
8	93-9939	Tire - 8"	2
*	93-4243	Tire - 10"	2
9	93-4239	Rim - Wheel	2
10	93-5980	Hub	2
11	93-4241	Spacer - Bearing	2
12	93-4237	Bearing - Castor	4
14	68-8950	8" Tube - w/Valve	2
*	93-4244	10" Tube - w/Valve	2
15	93-4242	Plate	2
16	32128-16	Nut - Hex. Lock	8
17	95-2741	Rim - Wheel	2

Ref. No.	Part No.	Description	No. Used
18	76-1880	Segmented 10" Wheel Optional (Incl. Ref. #19-21)	2
19	302-5	Fitting - Grease	2
20	251-332	Spacer - Inner	2
21	251-321	Bearing - Ball	2
*	93-9938	Wheel - 8" (Used on Wing Units) (Incl. Ref. #8-17)	2
*	93-4240	Wheel - 10" (Used on Center Unit) (Incl. Ref. #8-17)	2
*	93-5974	8" Foam Filled Wheel Asm.. (Optional) (Incl. Ref. #8-12, & 15-17)	2
*	93-5973	10" Foam Filled Wheel Asm.. (Optional) (Incl. Ref. #8-12, & 15-17)	2

*Not Illustrated



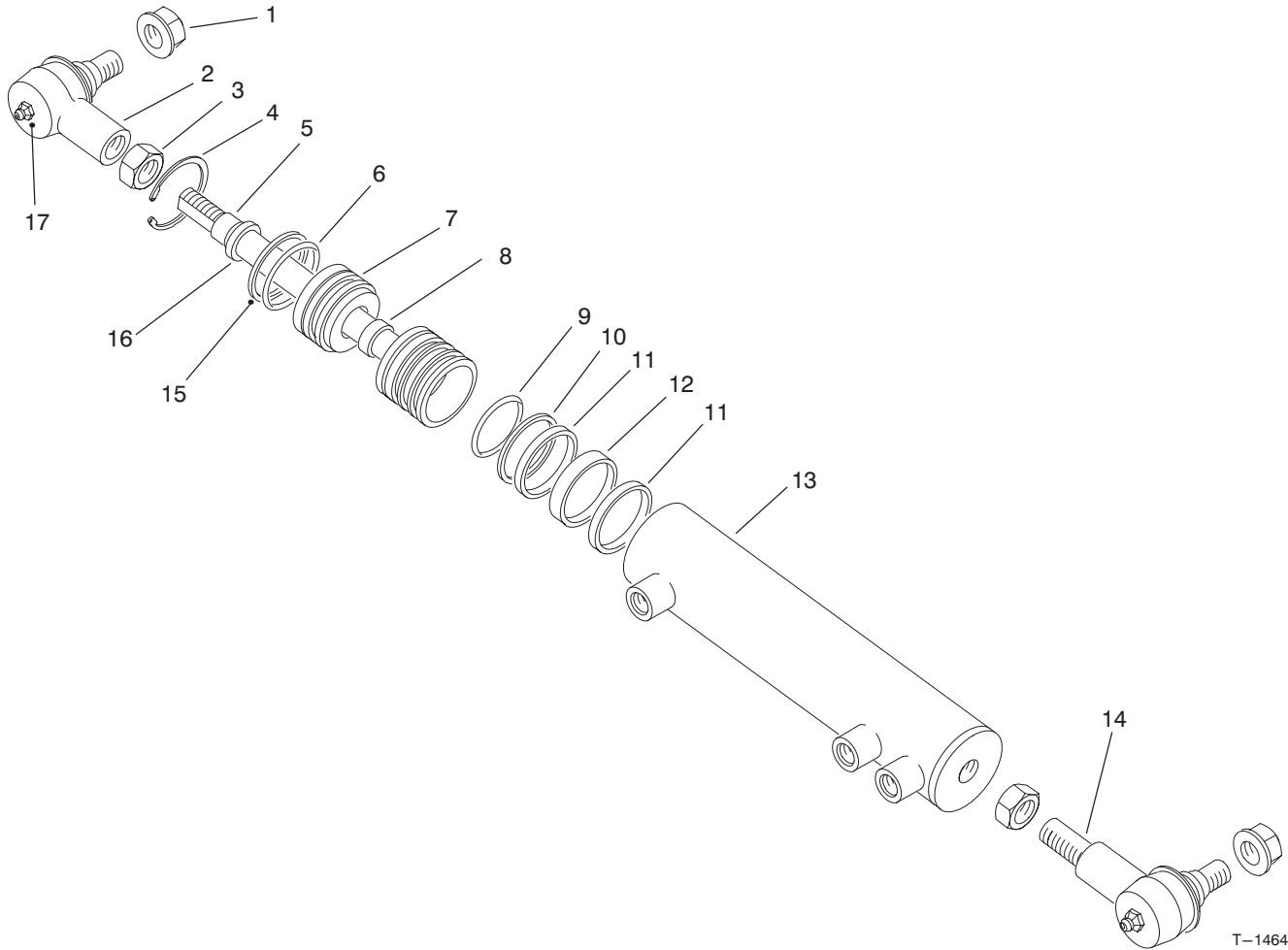
T-1450-3

REAR PIVOT ARM ASSEMBLY

Ref. No.	Part No.	Description	No. Used
1	75-9790	Arm - Pivot, Rear	2
6	327-24	Screw - Cap Hex. Hd.	2
7	3296-53	Nut - Lock	2
8	93-9939	Tire - 8"	2
9	93-4239	Rim - Wheel	2
10	93-5980	Hub	2
11	93-4241	Spacer - Bearing	2
12	93-4237	Bearing - Castor	4
13	95-2741	Rim - Wheel	2

Ref. No.	Part No.	Description	No. Used
14	68-8950	Tube - w/Valve	2
15	93-4242	Plate	2
16	32128-16	Nut - Flange Lock	8
*	93-9938	Castor Wheel Assembly (Incl. Ref. #8-16)	2
*	93-5974	8" Foam Filled Wheel Asm.. (Optional) (Incl. Ref. #8-13 & 15-16)	2

*Not Illustrated



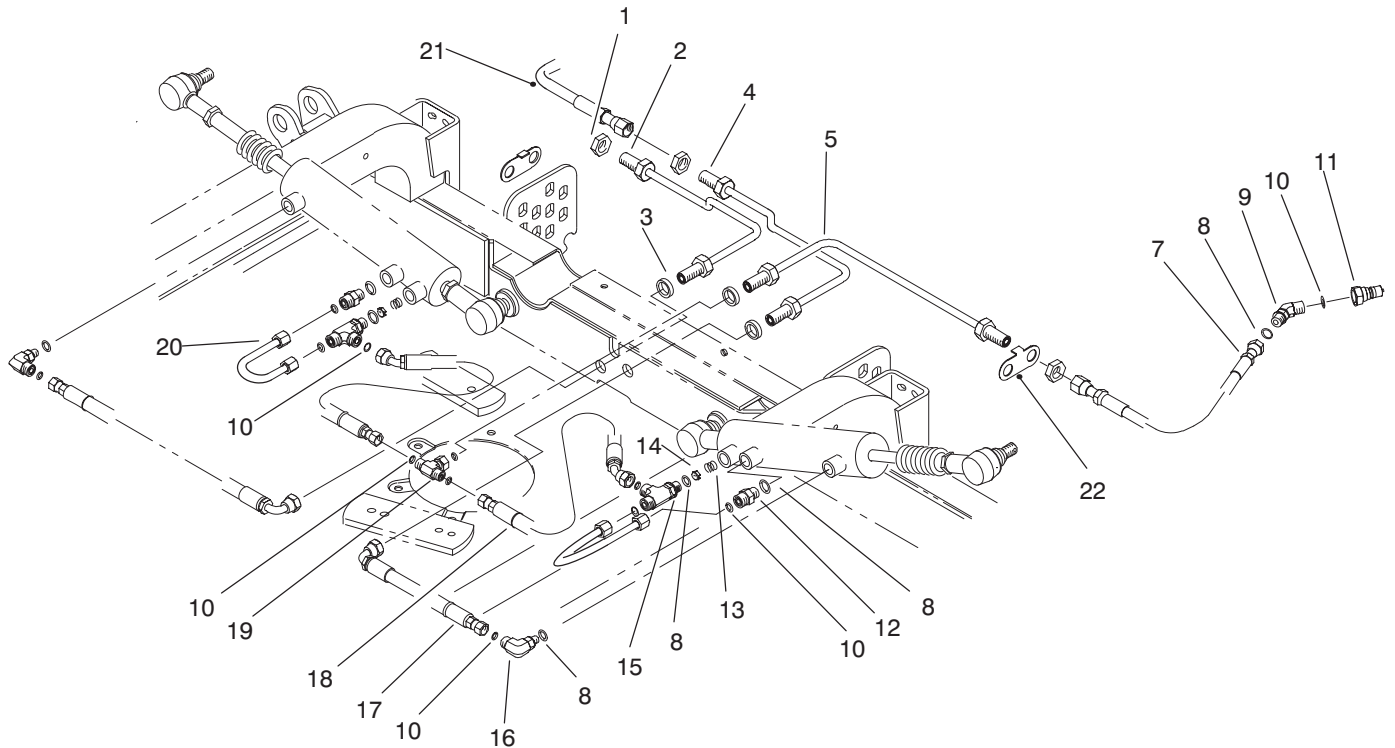
T-1464-1

HYDRAULIC CYLINDER ASSEMBLY NO. 86-2190

Ref. No.	Part No.	Description	No. Used
1	32128-54	Nut - Flange	2
2	92-5810	Assembly - Rod End	1
3	84-5300	Nut - Jam	2
4		Ring - Retaining	1
5	92-0603	Piston & Rod Assembly	1
6		O-Ring	1
7	92-0604	Head - Ring Retaining	1
8		Cup - U	1
9		O-Ring	1
10		Ring - Piston	1
11		Ring - Wear	2

Ref. No.	Part No.	Description	No. Used
12		Ring - Wear	1
13	92-0602	Assembly - Barrel	1
14	92-5811	Assembly - Rod End	1
15		Back-up	1
16		Wiper	1
17	302-5	Fitting - Grease	2
*	86-2190	Cylinder Assembly (Incl. Ref. 4-13 & 15-16)	1
*	92-0600	Kit - Seal (Incl. Ref. #4, 6, 8-12, 15 & 16)	1

*Not Illustrated

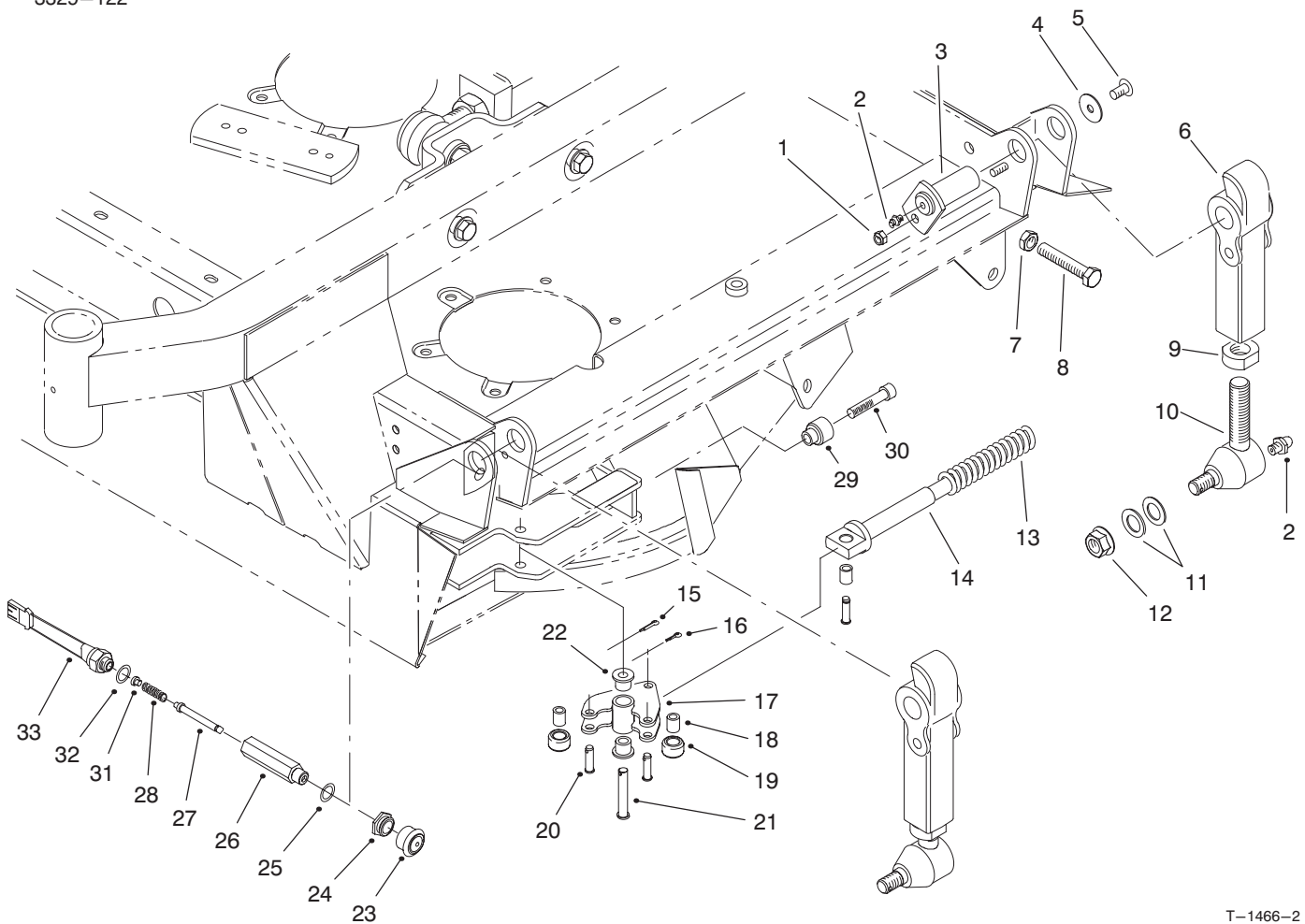


T-1460-1

HYDRAULIC HOSE ASSEMBLY

Ref. No.	Part No.	Description	No. Used	Ref. No.	Part No.	Description	No. Used
1	340-70	Nut – Lock, Bulkhead	6	13	86-2630	Spring – Compression	2
2	86-2480	Assembly – Tube	1	14	84-6403	Orifice	2
3	86-0690	Spacer	3	15	340-86	Fitting – Hydraulic, Tee (Incl. Ref. #8 & 10)	2
4	86-2490	Assembly – Tube	1	16	340-77	Elbow – Hydraulic 90° (Incl. Ref. #8 & 10)	2
5	86-2470	Assembly – Tube	1	17	86-2440	Assembly – Hose	2
7	86-2460	Assembly – Hose	2	18	86-2450	Assembly – Hose	2
8	237-42	O-Ring	11	19	340-166	Fitting (Incl. Ref. #10)	1
9	340-87	Fitting – Hydraulic (Incl. Ref. #8 & 10)	3	20	86-2640	Assembly – Tube, Cylinder	2
10	237-22	O-Ring	12	21	86-1420	Hose – Hydraulic	1
11	86-5460	Nipple – Coupler	3	22	92-5807	Retainer – Hardlines	2
12	340-2	Adapter – Straight (Incl. Ref. #8 & 10)	2				

*Not Illustrated



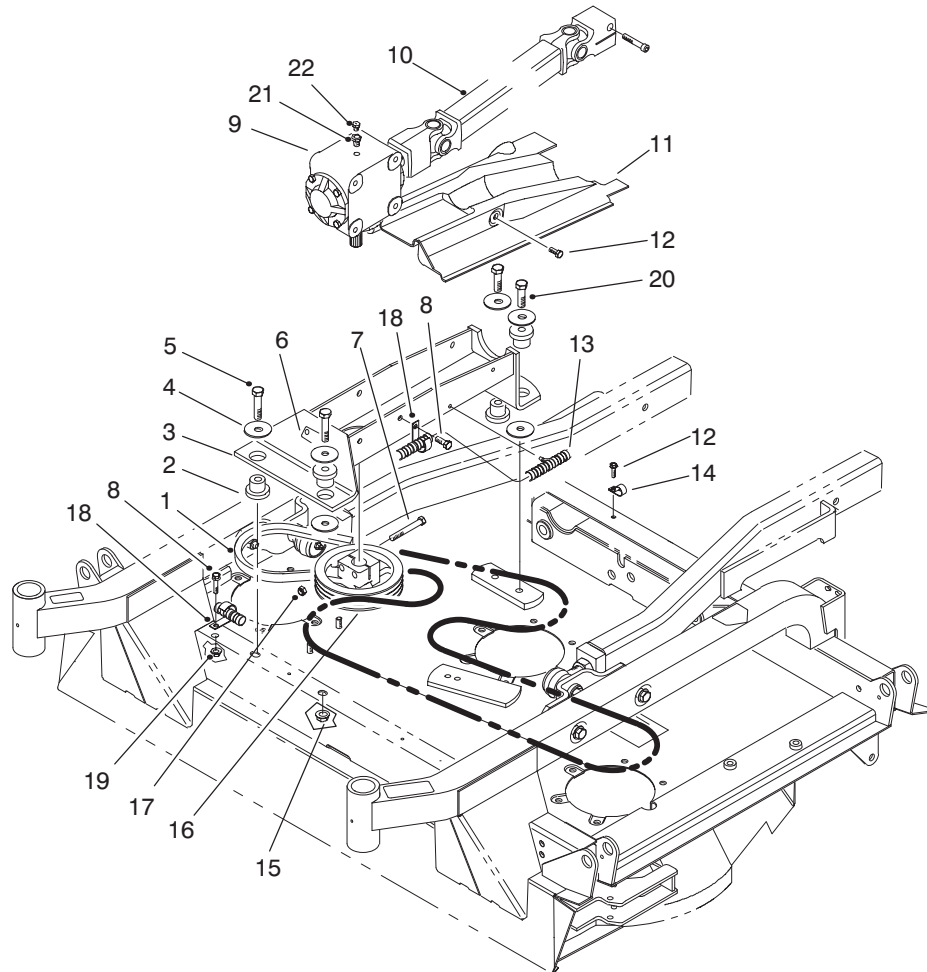
T-1466-2

PIVOT ARM ASSEMBLY

Ref. No.	Part No.	Description	No. Used
1	3296-29	Nut - Lock	4
2	302-5	Fitting - Grease	8
3	84-1350	Pin - Pivot	4
4	53-6380	Washer	4
5	323-4	Screw - Hex. Hd.	4
6	84-0800	Arm - Pivot	4
7	3218-18	Nut - Jam	2
8	60-9870	Screw	2
9	86-2070	Nut	4
10	86-2080	Ball Joint (Incl. Ref. #2)	4
11	86-1440	Washer - Lock	8
12	32128-54	Nut - Flange	4
13	86-2560	Spring	2
14	86-2650	Support - Spring	2
15	3272-9	Pin - Cotter	2
16	3272-5	Pin - Cotter	6

Ref. No.	Part No.	Description	No. Used
17	86-2150	Lock	2
18	86-2090	Bushing	6
19	86-2120	Roller	4
20	283-61	Pin - Clevis	6
21	86-2130	Pin - Clevis	2
22	86-2180	Bushing	4
23	94-8031	Boot	2
24	94-8029	Nut - Special	2
25	237-7	O-Ring	2
26	94-8023	Guide	2
27	94-8024	Plunger	2
28	43-8600	Spring - Compression	2
29	92-4036	Cap - Rod	2
30	92-4037	Screw - Hex. Socket Hd.	2
31	43-8610	Guide - Spring Ball & Seat	2
32	237-42	O-Ring	2
33	72-4320	Switch - Ball N.O.	2

*Not Illustrated

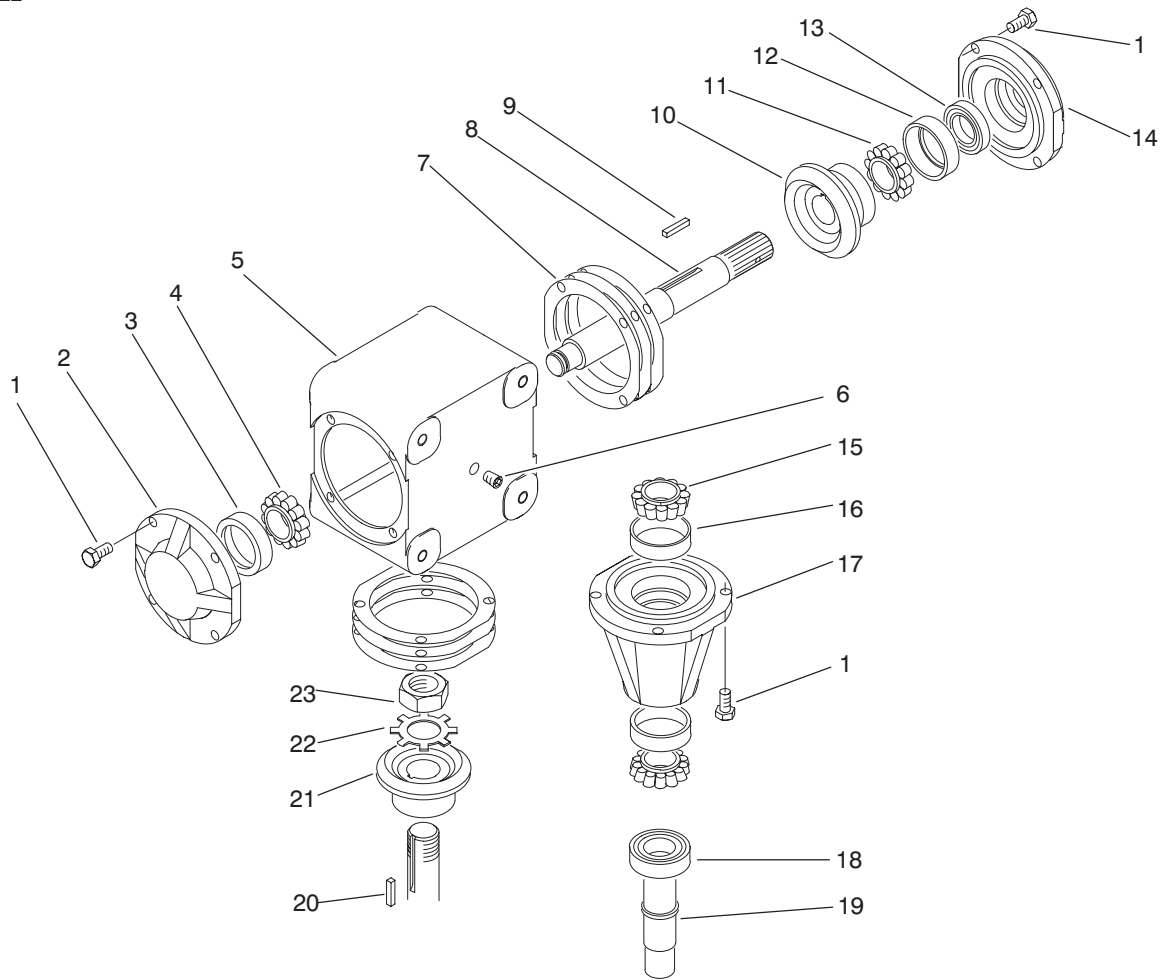


T-1455-2

GEAR BOX, MOUNT & DRIVE SHAFT ASSEMBLY

Ref. No.	Part No.	Description	No. Used	Ref. No.	Part No.	Description	No. Used
1	86-1970	V-Belt	1	13	95-4375	Wire Harness	1
2	84-1550	Mount - Rubber	4	14	2412-138	Clamp-R	1
3	86-2020	Support - Gear Box	1	15	32128-23	Nut - Hex. Flange Hd.	2
4	86-1990	Washer	6	16	86-1410	Pulley - Gearbox 6.50 Dia.	1
5	325-9	Screw - Cap Hex. Hd.	2	*	86-3100	Pulley - Gearbox 7.50 Dia. (Optional)	1
6	70-2560	Decal - Lube	1	17	3296-39	Nut - Lock	2
7	323-14	Screw - Cap Hex. Hd.	2	18	2412-150	Clip - J	3
8	3234-1	Screw - Cap Hex. Hd.	6	19	3290-357	Nut - Flange	2
9	94-8295	Gear Box	1	20	325-7	Screw - Cap Hex. Hd.	2
10	86-1730	Drive Shaft	1	21	62-3550	Bushing - Reducer	1
11	86-1830	Cover - Drive Shaft	1	22	62-3520	Valve - Pressure Relief	1
12	32144-70	Screw - Hex. Flange Hd.	3				

*Not Illustrated



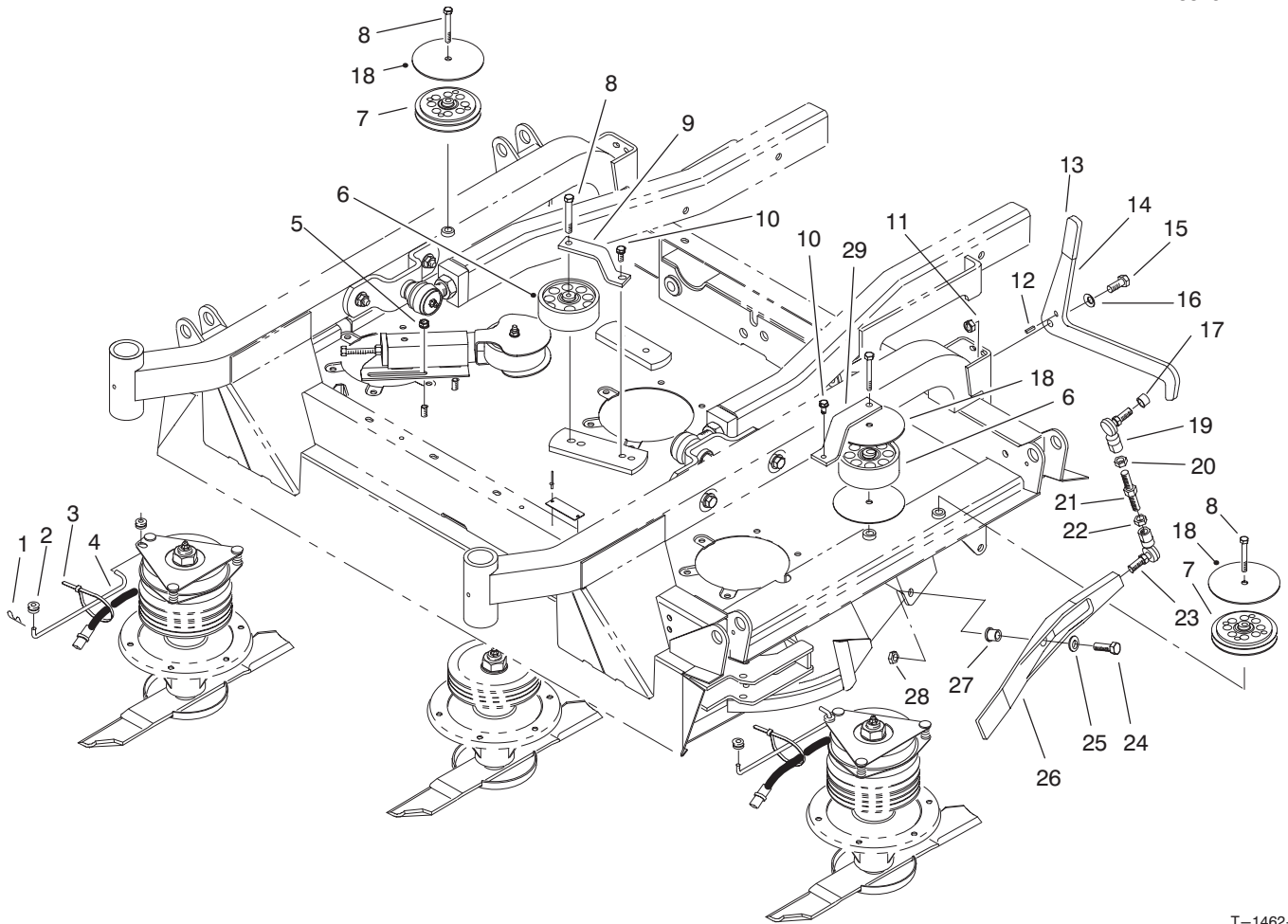
T-2678-1

GEAR BOX ASSEMBLY 94-8295

Ref. No.	Part No.	Description	No. Used
1	62-3310	Screw	12
2	62-3320	Cap - Blank	1
3	62-3340	Cup - Bearing	1
4	254-94	Cone - Bearing	1
5	92-0605	Housing	1
6	62-3490	Plug - Pipe	2
7	21-6180	Gasket - .015	A/R
*	62-3430	Gasket - .005	A/R
*	62-3440	Gasket - .003	A/R
8	94-8283	Shaft - Thru	1
9	92-0606	Key	1
10	92-0607	Gear - RH	1
11	92-0610	Cone - Bearing	1

Ref. No.	Part No.	Description	No. Used
12	92-0611	Cup - Bearing	1
13	94-8280	Seal	1
14	92-0608	Cap - Thru	1
15	92-0616	Cone - Bearing	2
16	92-0617	Cup - Bearing	2
17	92-0618	Hub	1
18	94-8282	Seal	1
19	94-8281	Shaft - Pinion	1
20	62-3380	Key	1
21	92-0619	Gear - LH	1
22	92-0613	Washer - Lock, Gear	1
23	92-0612	Nut - Lock	1

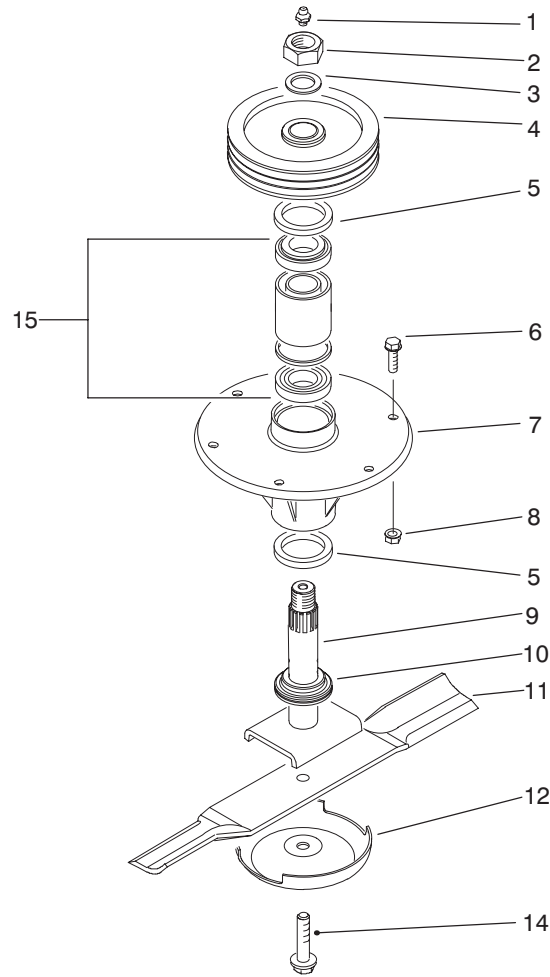
*Not Illustrated



T-1462-3

CENTER DECK PULLEY ASSEMBLIES

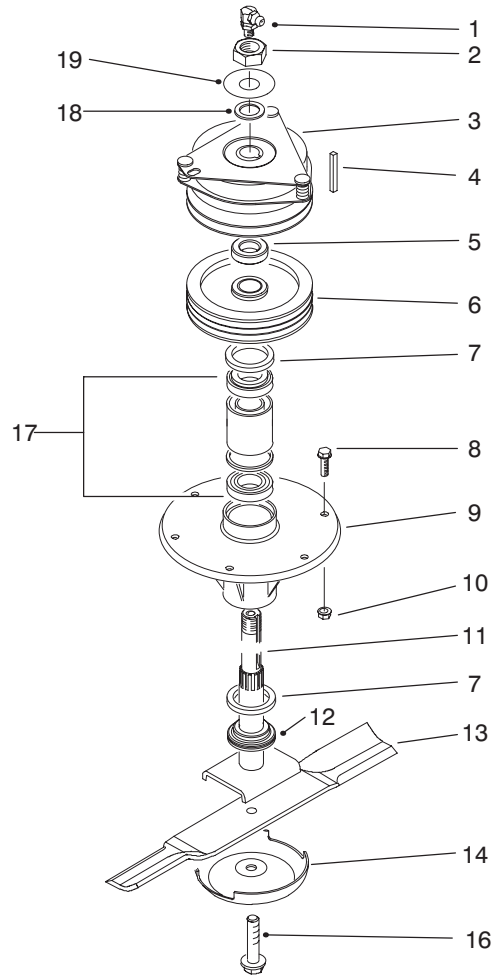
Ref. No.	Part No.	Description	No. Used	Ref. No.	Part No.	Description	No. Used
1	3290-467	Pin - Hair, Cotter	2	16	3290-483	Washer - Belleville	2
2	237-141	Grommet - Rubber	4	17	86-1560	Spacer	2
3	3290-378	Tie - Cable	2	18	86-2600	Washer	4
4	86-2590	Rod - Clutch	2	19	86-1490	Rod End - LH Thread	2
5	32128-19	Nut - Lock, Flange Hd.	2	20	3220-12	Nut - Jam LH Thread	2
6	92-0625	Idler Pulley Assembly	2	21	86-1570	Rod - Threaded	2
7	92-9722	Idler Pulley Assembly	2	22	3220-5	Nut - Jam	2
8	323-13	Screw - Cap Hex. Hd.	4	23	86-1550	Rod End - RH Thread	2
9	86-1820	Bracket - Pulley	1	24	325-7	Screw - Cap Hex. Hd.	2
10	32144-70	Screw - Hex. Flange Hd.	2	25	3256-26	Washer - Flat	2
11	3296-25	Nut - Lock	2	26	92-4033	Door Trap	2
12	32121-11	Pin - Roll	2	27	256-243	Bushing	2
13	48-7081	Cover - Handle	2	28	3296-25	Nut - Lock	2
14	86-2400	Latch - Arm	2	29	92-7766	Bracket - Support	1
15	325-5	Screw - Cap Hex. Hd.	2				



T-1328-1

SPINDLE ASSEMBLY (Center)

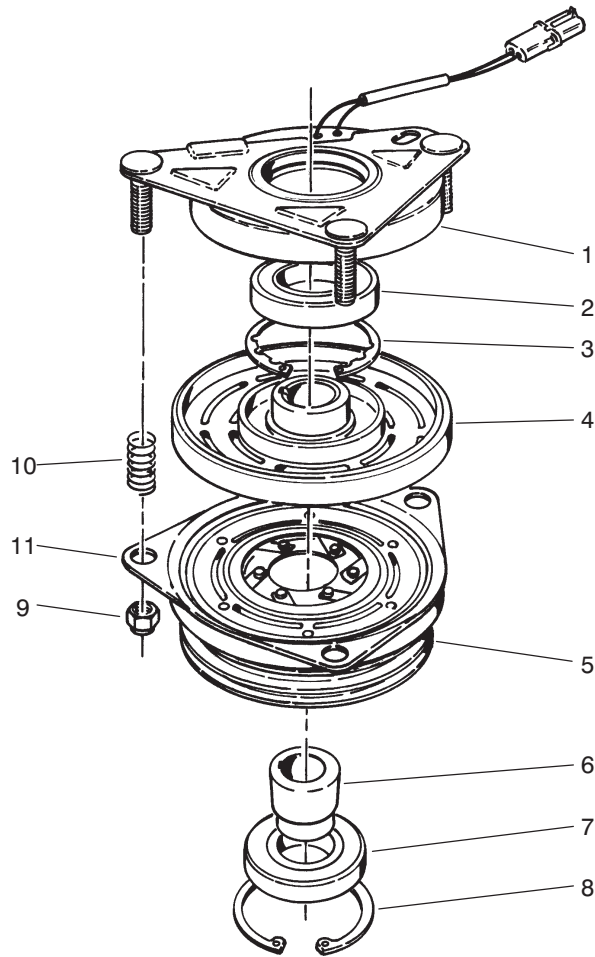
Ref. No.	Part No.	Description	No. Used	Ref. No.	Part No.	Description	No. Used
1	302-2	Fitting - Grease	1	8	3290-357	Nut - Lock, Flange Head	6
2	3296-49	Nut - Lock	1	9	95-4387	Shaft - Spindle	1
3	86-1480	Washer	1	10	92-9800	Spacer - Spindle	1
4	84-0780	Pulley	1	11	86-0010	Blade - 19"	1
5	253-154	Seal - Oil	2	12	72-9361	Cup - Anti-Scalp	1
6	3234-11	Screw - Hex. Flange Head	6	14	92-5816	Bolt - Blade	1
7	69-1530	Housing - Spindle	1	15	71-2530	Assembly - Bearing	1



T-1329-2

SPINDLE ASSEMBLY (Clutch)

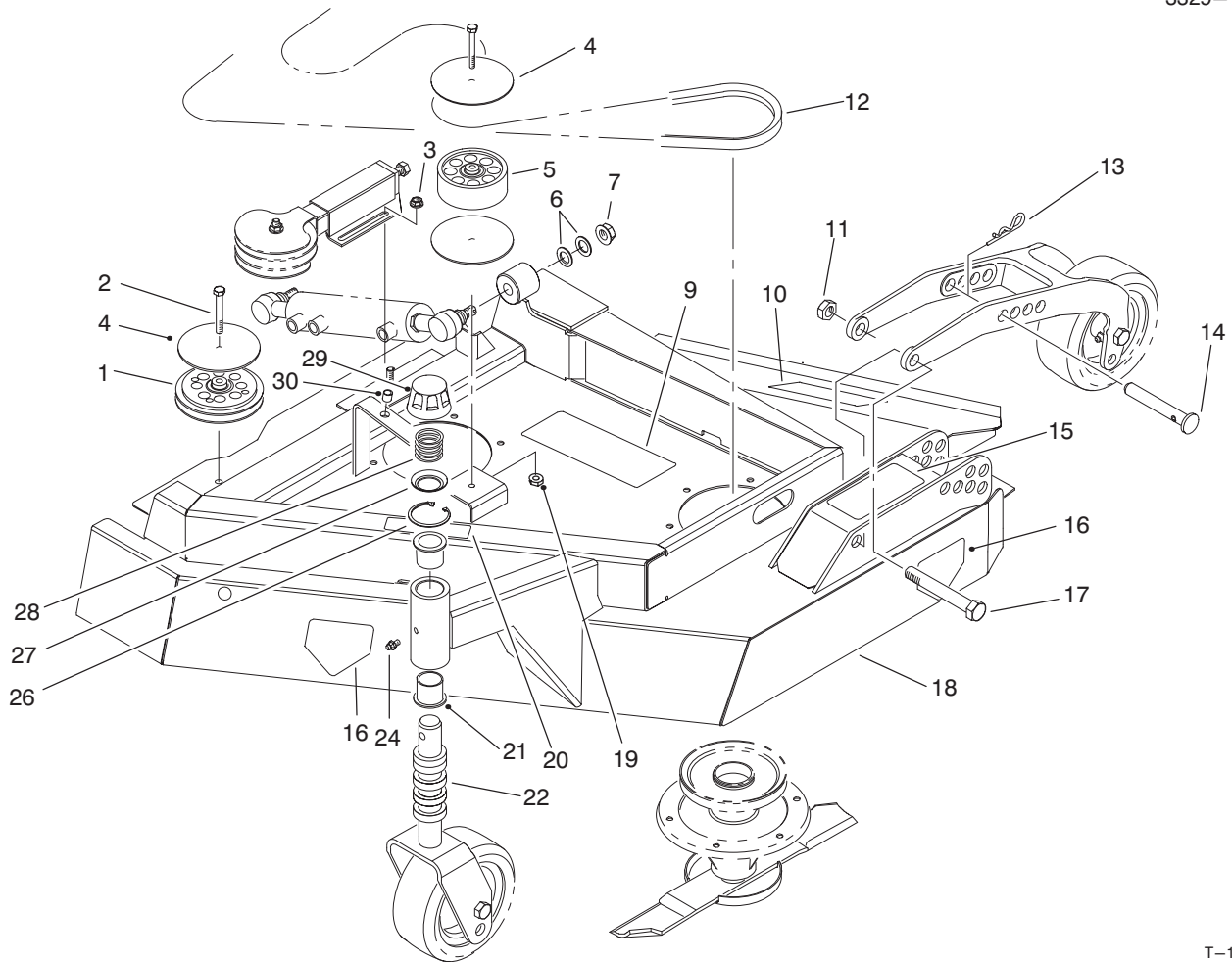
Ref. No.	Part No.	Description	No. Used	Ref. No.	Part No.	Description	No. Used
1	302-33	Fitting - Grease 90°	1	10	3290-357	Nut - Flange	6
2	3296-49	Nut - Lock	1	11	95-4388	Shaft - Spindle	1
3	86-1710	Assembly - Clutch, Elect.	1	12	92-9800	Spacer - Spindle	1
4	68-3220	Key - Square	1	13	86-0010	Blade - 19"	1
5	86-1740	Spacer	1	14	72-9361	Cup - Anti-Scalp	1
6	84-0780	Pulley	1	16	92-5816	Bolt - Blade	1
7	253-154	Seal - Wave	2	17	71-2530	Assembly - Bearing	1
8	3234-11	Screw - Hex. Flange Head	6	18	86-1480	Washer	1
9	69-1530	Housing - Spindle	1	19	94-8013	Washer	1



T-0544-1

CLUTCH ASSEMBLY NO. 86-1710

Ref. No.	Part No.	Description	No. Used	Ref. No.	Part No.	Description	No. Used
1	67-7050	Field Rotor Assembly (Incl. Ref. #2-4)	1	6	67-7080	Collar - Bearing	1
2		Bearing - Field	1	7	67-7090	Bearing - Pulley	1
3		Ring - Retaining	1	8	67-7060	Ring - Retaining	1
4		Field Coil Assembly	1	9	3296-6	Nut - Lock	3
5	92-0627	Armature & Pulley Asm.. (Incl. Ref. #6-8)	1	10	44-8320	Spring	3
				11	67-7100	Plate - Brake	1

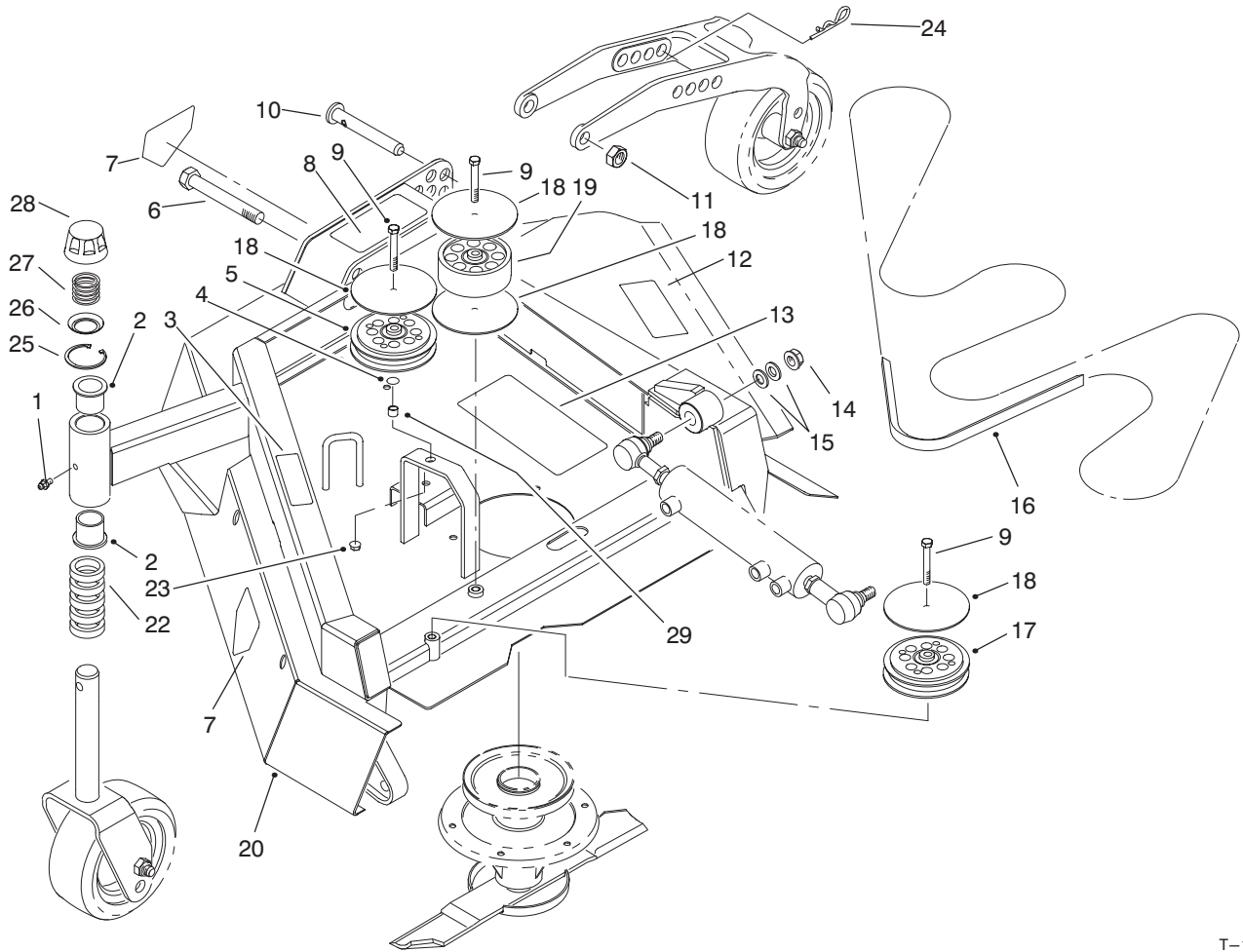


T-1454-3

WING DECK ASSEMBLY – L.H.

Ref. No.	Part No.	Description	No. Used	Ref. No.	Part No.	Description	No. Used
1	92-9722	V-Idler Pulley Assembly	2	18	92-7756	Wing Deck Assembly LH (Incl. Ref. #9, 10, 15, 16, 20, 21 & 30)	1
2	323-13	Screw – Cap Hex. Hd.	2	19	32128-29	Nut – Lock Flange	1
3	32128-19	Nut – Lock Flange Hd.	2	20	85-6410	Decal – Danger	1
4	86-2600	Washer – Belt Guide	3	21	69-6470	Bushing	2
5	92-0625	Idler Pulley Assembly	1	22	69-1510	Spacer	5
6	86-1440	Washer – Flat	2	24	302-5	Fitting – Grease	1
7	32128-54	Nut – Flange	1	26	92-5581	Ring – Retaining, Internal	1
9	86-0750	Decal – Belt LH	1	27	92-5583	Washer	1
10	66-1340	Decal – Danger	1	28	92-9726	Spring – Compression	1
11	3296-15	Nut – Lock	1	29	92-8861	Cap	1
12	86-1960	V-Belt	1	30	32148-10	Insert – Threaded	1
13	3290-256	Pin – Cotter Hair	1	*	92-9727	Cap Assembly – H.O.C. (Incl. Ref. #26-29)	1
14	86-2010	Pin – H.O.C., Wing	1				
15	86-0710	Decal – H.O.C.	1				
16	43-8480	Decal – Danger	2				
17	3216-6	Screw – Cap Hex. Hd.	1				

*Not Illustrated



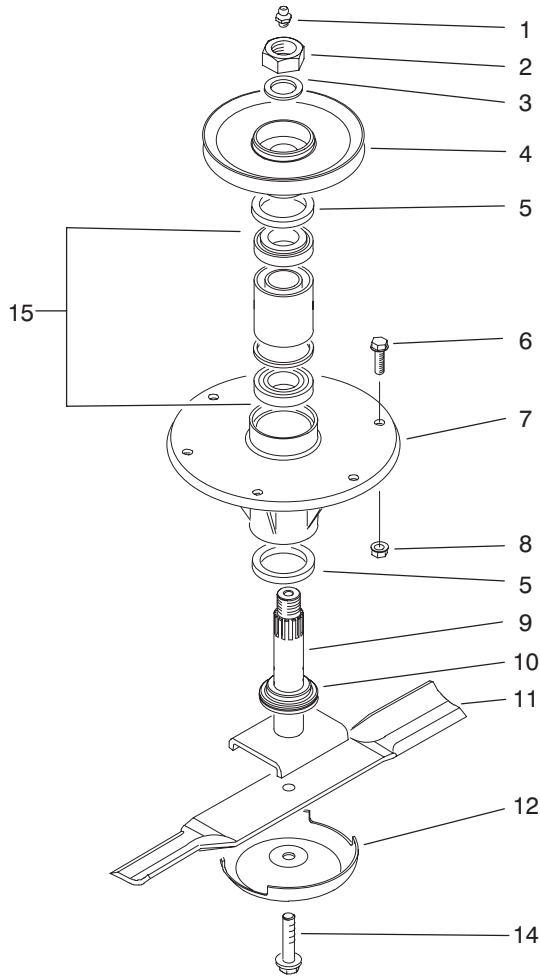
T-1452-3

WING DECK ASSEMBLY – R.H.

Ref. No.	Part No.	Description	No. Used
1	302-5	Fitting – Grease	1
2	69-6470	Bushing	2
3	85-6410	Decal – Danger	1
4	3256-35	Washer – Flat	1
5	92-9721	Idler Pulley Assembly	1
6	3216-6	Screw – Cap Hex. Hd.	1
7	43-8480	Decal – Danger	2
8	86-0700	Decal – H.O.C.	1
9	323-13	Screw – Cap Hex. Hd.	3
10	86-2010	Pin – H.O.C. Pivot	1
11	3296-15	Nut – Lock	1
12	66-1340	Decal – Danger	1
13	86-0760	Decal	1
14	32128-54	Nut – Flange	1
15	86-1440	Washer – Flat	2
16	86-1960	V-Belt	1

Ref. No.	Part No.	Description	No. Used
17	92-9722	Idler Pulley Assembly	1
18	86-2600	Washer – Guide, Belt	4
19	92-0625	Idler Pulley Assembly	1
20	92-7758	Wing Deck Assembly R.H. (Incl. Ref. #2, 3, 7, 8, 12, 13 & 29)	
22	69-1510	Spacer – Fork	5
23	32128-29	Nut – Lock	1
24	3290-256	Pin – Cotter, Hair	1
25	92-5581	Ring – Retaining, Internal	1
26	92-5583	Washer	1
27	92-9726	Spring – Compression	1
28	92-8861	Cap	1
29	32148-10	Insert – Threaded	1
*	92-9727	Cap Assembly H.O.C. (Incl. Ref. #25-28)	1

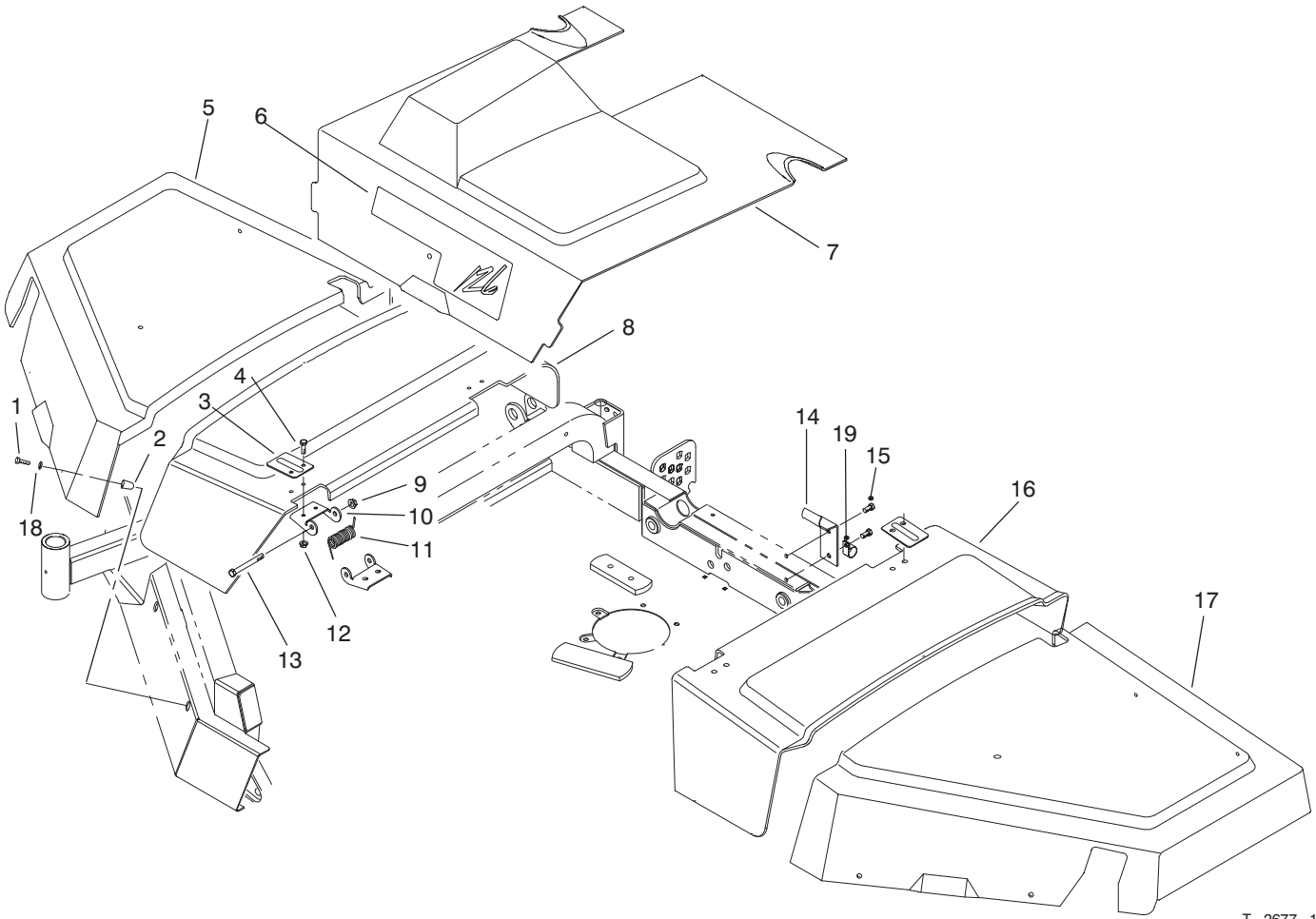
*Not Illustrated



T-1327-1

SPINDLE ASSEMBLY (Wings)

Ref. No.	Part No.	Description	No. Used	Ref. No.	Part No.	Description	No. Used
1	302-2	Fitting - Grease	1	8	3290-357	Nut - Flange	6
2	3296-49	Nut - Lock	1	9	95-4387	Shaft - Spindle	1
3	86-1480	Washer	1	10	92-9800	Spacer - Spindle	1
4	86-1700	Pulley	1	11	86-0010	Blade - 19"	1
5	253-154	Seal - Oil	2	12	72-9361	Cup - Anti-Scalp	1
6	3234-11	Screw - Hex. Flange Head	6	14	92-5816	Bolt - Blade	1
7	69-1530	Housing - Spindle	1	15	71-2530	Assembly - Bearing	1



T-2677-1

COVER ASSEMBLY

Ref. No.	Part No.	Description	No. Used
1	3250-20	Screw - Pan Phil. Hd.	8
2	86-0790	Button - Guard	8
3	86-1900	Plate - Hinge	4
4	3234-29	Screw - Cap Flange Head	8
5	86-1840	Cover - Right Hand	1
6	86-0770	Decal - Quadfloat	1
7	86-1860	Cover - Center	1
8	86-1870	Cover - Center, Right Hand	1
9	3296-59	Nut - Lock, Flange Head	4
10	86-1890	Hinge	4

Ref. No.	Part No.	Description	No. Used
11	86-1920	Spring - Torsion	2
12	32128-20	Nut - Lock, Flange Head	8
13	323-15	Screw - Cap Hex. Head	4
14	86-2660	Stop - Cover	1
15	32144-70	Screw	2
16	86-1880	Cover - Center, Left Hand	1
17	86-1850	Cover - Left Hand	1
18	3256-67	Washer - Flat	8
19	2412-138	Clamp - R	1

TORO PART NUMBER INDEX

3322-305

Part No.	Description	Pg. No.	Ref. No.	Qty.	Part No.	Description	Pg. No.	Ref. No.	Qty.
3-1506	Bushing - Flange	3	9	2	52-9240	Bushing-Seal, Gland	12	4	1
3-6498	Washer	29	49	2	52-9250	Needle Bearing Kit	12	*	1
5-2512	Bushing - Sleeve	8	19	2	52-9260	Screw-Set	12	1	1
10-8110	Washer - Thrust	10	13	1	52-9270	Seat-Ball, Check	12	24	1
14-0859	Fuel Tank Plate Assembly	21	25	1	52-9280	Ball-Check	12	22	1
14-0949	Battery Base Assembly	36	40	1	52-9290	Retainer-Check Ball	12	21	1
20-9500	Washer	11	55	2	52-9320	Drive	12	15	1
21-3000	Nut	77	7	2	53-6380	Washer	84	4	4
21-4191	Seat Belt Assembly	75	1	1	53-9681	Mount - Rubber, Engine	36	9	2
21-6180	Gasket - .015	86	7	A/R	53-9682	Mount - Rubber, Engine	36	44	1
21-9260	Cover - Dust	10	6	1	55-4300	Decal - Warning	79	10	1
23-7270	Nut - Wheel	7	20	10	55-4300	Decal - Warning	77	33	2
25-2380	Plate - Thrust	6	10	1	56-6710	O-Ring	31	1	4
25-2430	Pin - Straight	6	13	1	56-7971	Clamp - Tube	38	20	2
27-2360	Switch - Ignition	18	20	1	56-7973	Clamp	33	20	2
27-3710	Dipstick	3	21	1	56-7973	Clamp - Tube	10	46	4
27-4570	Handle - Adjustment	57	16	4	56-7973	Clamp - Tube	60	56	2
28-3380	Plate - Valve	6	1	1	56-7973	Clamp-Hose	63	58	2
28-3520	O-Ring	32	31	1	57-0680	Shaft	77	28	2
28-3570	O-Ring	32	11	1	57-0690	Pin	77	27	2
29-4820	Roller	77	29	2	57-5420	Screw - Shoulder	25	1	1
29-6163	Switch - Micro	29	26	1	58-6290	Poppet Assembly	20	34	3
31-0390	Washer - Friction	11	56	2	58-6310	Spacer	20	28	3
37-2690	Capacitor	13	12	1	58-6320	Wiper - Seal	20	24	3
37-8771	Screw - Hex. Washer Hd.	57	23	2	58-6330	Seat Asm.	20	35	3
43-8480	Decal - Danger	92	7	2	58-6340	Seal - O-Ring	20	36	3
43-8480	Decal - Danger	91	16	2	58-6350	Plug Assembly	20	11	3
43-8480	Decal - Danger	77	41	1	58-6370	Washer - Back-Up	20	10	6
43-8600	Spring - Compression	84	28	2	58-6400	Bushing	20	25	3
43-8600	Spring - Switch	13	20	1	58-6420	Cap Assembly	20	30	3
43-8610	Guide	13	19	1	58-6450	Seal - O-Ring	20	12	6
43-8610	Guide - Spring & Ball	4	50	1	58-6460	Ring - Retaining	20	29	3
43-8610	Guide - Spring Ball & Seat	84	31	2	58-6470	Washer	20	18	A/R
43-8620	Guide - Pin, Switch	13	22	1	58-6480	Washer	20	19	A/R
43-8860	Plunger - Switch	13	21	1	58-6490	Washer	20	20	A/R
43-8870	Boot - Switch	13	11	1	58-6700	Washer	20	26	3
43-9071	Seat Switch Assembly	13	*	1	58-6720	Seal - O-Ring	20	7	3
44-8320	Spring	28	9	3	58-6730	Spring	20	27	3
44-8320	Spring	90	10	3	58-6750	Seal - O-Ring	20	17	1
46-0330	Nut-Hex	54	1	2	58-6760	Spring	20	3	3
46-6550	Fitting - Fuel 90°	21	6	2	58-6770	Plunger - Detent	20	4	3
46-6560	Bushing - Rubber	21	9	2	58-6780	Plug Assembly	20	1	3
46-6810	Asm. - Screw & Washer	19	1	4	58-6790	Seal - O-Ring	20	5	3
46-6810	Screw - Hex. Washer Hd.	1	3	9	59-6430	Valve - Check	11	61	1
46-8091	Screw - Hex. Washer Hd.	1	14	2	59-6730	Race-Bearing	12	7	2
47-6990	Nut	10	27	1	59-6740	Bearing-Needle, Thrust	12	8	1
48-1800	Cylinder Block Kit	6	2	1	59-6820	Centering Spring Kit	12	11	1
48-4590	Horn	13	32	1	59-6830	Kit-Centering Pin	12	20	1
48-7081	Cover - Handle	87	13	2	60-3780	Seal Kit	20	*	1
48-7081	Sleeve	2	48	2	60-5720	Seal - O-Ring	20	9	6
48-7570	Screw - Cap Hex. Hd.	36	23	3	60-5890	Washer	31	11	1
48-7610	Screw - Cap Hex. Hd.	36	34	3	60-6450	Disc	20	2	A/R
48-7700	Screw - Cap Hex. Hd.	36	18	8	60-9870	Screw	84	8	2
48-7700	Screw - Cap Hex. Hd.	43	38	3	61-2790	Screen	25	3	1
48-7730	Screw - Cap Hex. Hd.	36	19	1	62-2170	Washer - Thrust	59	20	4
48-7780	Screw - Cap Hex. Hd.	36	32	3	62-3310	Screw	86	1	12
48-7810	Screw - Cap Hex. Hd.	36	22	3	62-3320	Cap - Blank	86	2	1
48-7810	Screw-Mounting	54	5	3	62-3340	Cup - Bearing	86	3	1
48-7840	Screw - Cap Hex. Hd.	36	11	1	62-3380	Key	86	20	1
48-7880	Nut - Hex.	16	5	2	62-3430	Gasket - .005	86	*	A/R
48-7880	Nut - Hex.	17	28	1	62-3440	Gasket - .003	86	*	A/R
48-7880	Nut - Hex.	37	34	3	62-3490	Plug - Pipe	86	6	2
48-7890	Nut	17	29	1	62-3520	Valve - Pressure Relief	85	22	1
48-7890	Nut - Hex.	16	4	1	62-3550	Bushing - Reducer	85	21	1
48-7930	Nut - Hex	16	3	1	62-7400	Decal - TORO	1	1	1
48-7930	Nut - Hex.	37	33	1	62-7650	Gasket - Sending Unit	21	28	1
48-7930	Nut - Hex.	36	45	1	62-9510	Washer - Brake Lever	38	10	1
48-9460	Screw - Cap Hex. Hd.	36	16	1	63-4090	Fitting - Adapter 90°	19	16	1
48-9470	Bolt - Hex. Head	27	11	3	63-7622	Hose - Fuel	21	22	2
48-9470	Screw - Cap Hex. Hd.	36	12	1	63-7622	Hose - Fuel	37	25	1
49-2640	Seal - Shaft	31	10	1	63-7622	Hose - Fuel Line	37	17	1
52-9230	Ring-Retaining	12	3	1	63-7626	Hose - Fuel	21	7	1

*Not Illustrated

TORO PART NUMBER INDEX (Cont.)

Part No.	Description	Pg. No.	Ref. No.	Qty.	Part No.	Description	Pg. No.	Ref. No.	Qty.
63-7627	Hose - Fuel	21	8	1	69-9300	Pad - Bumper	73	26	2
63-7627	Hose - Fuel	37	21	1	69-9761	Plate - Cover	38	21	1
63-7880	Latch - Brake	9	16	1	69-9940	Nut - Jam	7	33	4
63-7900	Rack - Brake	10	37	1	70-1380	Sleeve - Protective	73	9	1
63-8360	Key - Ignition	18	5	1	70-1480	Relay - SPDT	13	29	1
63-8410	Washer	29	17	4	70-1480	Relay - Sealed	17	5	3
63-8410	Washer	9	34	1	70-1480	Relay - Starter	21	35	1
63-8410	Washer - Flat	25	25	3	70-2560	Decal - Lube	85	6	1
63-9751	Mount - Linkage Rod	9	10	1	70-2560	Decal - Oil	2	42	1
63-9751	Mount - Rubber	29	21	4	71-2530	Assembly - Bearing	88	15	1
65-5100	Handle - Hood	1	18	1	71-2530	Assembly - Bearing	93	15	1
66-1140	Hub	9	32	3	71-2530	Assembly - Bearing	89	17	1
66-1340	Decal - Danger	91	10	1	71-4760	Seal	63	71	2
66-1340	Decal - Danger	92	12	1	72-0130	Kit - Horn	10	26	1
66-1930	Nut - Lock	64	11	1	72-4320	Switch - Ball	13	17	1
66-1940	Piston	64	4	1	72-4320	Switch - Ball	3	22	1
66-2490	Clamp - Battery	36	5	1	72-4320	Switch - Ball N.O.	84	33	2
66-2920	Washer - Friction	17	2	2	72-9361	Cup - Anti-Scalp	88	12	1
66-2920	Washer - Nylon	9	39	1	72-9361	Cup - Anti-Scalp	93	12	1
66-2940	Gauge - Fuel	18	10	1	72-9361	Cup - Anti-Scalp	89	14	1
66-6480	Washer	8	6	2	74-0720	Tube - Manual	13	1	1
66-8510	Adjuster & Handle	14	16	1	74-3410	Radiator	57	6	1
66-8530	Adjuster	14	21	1	74-3630	Actuator - Brake	7	5	2
66-8560	Nut - Push	14	2	4	74-3640	Disc - Brake	7	4	4
66-8600	Frame - Upper	14	25	1	74-3650	Fan	36	28	1
66-8610	Frame - Lower	14	15	1	74-3670	Asm. - Column, Steering	10	11	1
66-9290	Spacer - Suspension	14	22	8	74-4080	Orifice - Breather	26	46	1
66-9303	Screw - Flange Head	27	6	6	74-4090	Tread - Foot Rest	1	29	1
66-9303	Screw - Hex. Flange Hd.	29	38	6	74-4980	Shroud - Fan Upper	57	3	1
67-7050	Field Rotor Assembly	90	1	1	74-4990	Shroud - Fan, Bottom	57	48	1
67-7060	Ring - Retaining	90	8	1	74-5460	Angle Radiator Support	57	42	1
67-7080	Collar - Bearing	90	6	1	74-5470	Mount - Engine	36	10	1
67-7090	Bearing - Pulley	90	7	1	74-5480	Cable - Throttle	17	31	1
67-7100	Plate - Brake	90	11	1	74-5500	Bolt - Wheel	62	41	10
67-7160	Holder - Fuse	17	20	1	74-5520	Clutch - Fan	36	29	1
67-9100	Gasket	6	11	1	74-5580	Tank - Fuel	21	32	1
68-3220	Key - Square	89	4	1	74-5700	Bearing - Needle	62	17	1
68-3280	Spring - Seat	15	4	2	74-5760	PCV Valve	39	46	1
68-6150	Breather	21	10	2	74-5770	Lever - Shift	10	15	1
68-6480	Bushing - Flange	73	19	4	74-5790	Shaft - Pivot	10	17	1
68-6710	Roller	77	38	1	74-5860	Sending Unit - Fuel	21	29	1
68-6840	Shaft	77	37	1	74-5910	Fitting - Bulkhead, Special	19	27	1
68-7573	Seal - Shroud	1	10	2	74-5940	Assembly - Tie Rod	60	*	1
68-8080	Wheel - Steering	10	25	1	74-6020	Hose - Radiator, Lower	38	3	1
68-8340	Decal - Caution	77	39	1	74-6020	Hose - Radiator, Lower	57	47	1
68-8950	8 Tube - w/Valve	80	14	2	74-6050	Lever - Valve, Center	19	*	1
68-8950	Tube - w/Valve	81	14	2	74-6060	Lever - Valve, R.H.	19	12	1
68-9420	Washer - Lock	47	4	6	74-6110	Stop - Pedal	9	38	1
68-9420	Washer - Lock	43	34	3	74-6230	Asm. - Tube, Traction	25	41	1
69-0760	Bracket - Armrest L.H.	14	*	1	74-6400	Assembly - Tube	57	31	1
69-0770	Bracket - Armrest R.H.	14	36	1	74-6400	Assembly - Tube, Filter Line	25	12	1
69-1170	Gauge - Sight	25	6	1	74-6450	Bracket - Bulkhead	59	5	1
69-1180	Armrest	14	32	2	74-6490	Hose - Water Line	38	15	2
69-1510	Spacer	91	22	5	74-6540	Tappet - Valve	43	14	8
69-1510	Spacer	77	47	10	74-6550	Cup - Upper Valve Spring	42	11	8
69-1510	Spacer - Fork	92	22	5	74-6560	Spring - Valve	42	10	8
69-1530	Housing - Spindle	88	7	1	74-6570	Cup - Lower Valve Spring	42	9	8
69-1530	Housing - Spindle	93	7	1	74-6580	Insert - Valve (1.650mm)	42	13	8
69-1530	Housing - Spindle	89	9	1	74-6590	Insert - Valve (1.725mm)	42	*	8
69-1560	Lever - Lock	10	33	1	74-6600	Insert - Valve (1.800mm)	42	*	8
69-1830	Plug Assembly	20	16	1	74-6610	Insert - Valve (1.900mm)	42	*	8
69-2970	Cap - Hub	59	32	2	74-6620	Insert - Valve (1.975mm)	42	*	8
69-2980	Seal - Inner	59	25	2	74-6630	Insert - Valve (2.050mm)	42	*	8
69-6470	Bushing	92	2	2	74-6640	Insert - Valve (2.125mm)	42	*	8
69-6470	Bushing	91	21	2	74-6650	Insert - Valve (2.225mm)	42	*	8
69-6470	Bushing	77	49	4	74-6660	Insert - Valve (2.250mm)	42	*	8
69-6470	Bushing - Flange	59	21	4	74-6670	Insert - Valve (2.275mm)	42	*	8
69-7010	Lever - Valve, L.H.	19	*	1	74-6680	Insert - Valve (2.300mm)	42	*	8
69-7290	Mount - Carrier	77	43	2	74-6690	Insert - Valve (2.325mm)	42	*	8
69-8890	Cap - Spindle	59	18	2	74-6700	Insert - Valve (2.350mm)	42	*	8
69-8910	Washer - Flat	62	18	1	74-6710	Insert - Valve (2.375mm)	42	*	8
69-9140	Link - Lever, Valve	19	9	3	74-6720	Insert - Valve (2.400mm)	42	13	8

*Not Illustrated

TORO PART NUMBER INDEX (Cont.)

Part No.	Description	Pg. Ref. No. No. Qty.	Part No.	Description	Pg. Ref. No. No. Qty.
74-6730	Insert - Valve (2.425mm)	42 * 8	74-7770	Hose - Crankcase	39 11 1
74-6740	Insert - Valve (2.450mm)	42 * 8	74-7780	Gasket	39 12 1
74-6750	Insert - Valve (2.475mm)	42 * 8	74-7790	Screw	39 13 1
74-6760	Insert - Valve (2.500mm)	42 * 8	74-7800	Pin	39 14 2
74-6770	Insert - Valve (2.525mm)	42 * 8	74-7810	Gasket - Plate	39 15 1
74-6780	Insert - Valve (2.550mm)	42 * 8	74-7820	Plate	39 16 1
74-6790	Insert - Valve (2.575mm)	42 * 8	74-7840	Plug	44 42 2
74-6800	Insert - Valve (2.600mm)	42 * 8	74-7840	Plug - 27 mm Dia.	39 18 8
74-6810	Insert - Valve (2.625mm)	42 * 8	74-7840	Plug - 27 mm Dia.	43 33 2
74-6820	Insert - Valve (2.650mm)	42 * 8	74-7850	Gasket	39 24 2
74-6830	Insert - Valve (2.675mm)	42 * 8	74-7860	Gasket Set	39 * 1
74-6840	Insert - Valve (2.700mm)	42 * 8	74-7930	Screw - Bearing Cap	39 27 10
74-6850	Insert - Valve (2.725mm)	42 * 8	74-7940	Bushing - Spring	39 28 1
74-6860	Insert - Valve (2.750mm)	42 * 8	74-7950	Screw - Plate	39 29 6
74-6870	Insert - Valve (2.775mm)	42 * 8	74-7960	Stud - Filter	39 30 1
74-6880	Insert - Valve (2.800mm)	42 * 8	74-7970	Filter - Oil	39 31 1
74-6890	Insert - Valve (2.825mm)	42 * 8	74-7990	Pin	40 16 1
74-6900	Insert - Valve (2.850mm)	42 * 8	74-7990	Pin - Spring	39 33 4
74-6910	Insert - Valve (2.875mm)	42 * 8	74-8000	Plug	39 34 2
74-6920	Insert - Valve (2.900mm)	42 * 8	74-8010	Guide - Dipstick	39 35 1
74-6930	Insert - Valve (2.925mm)	42 * 8	74-8030	Pin - Spring	39 37 1
74-6940	Insert - Valve (2.950mm)	42 * 8	74-8040	Plug - Drain	39 38 1
74-6950	Insert - Valve (2.975mm)	42 * 8	74-8080	Washer	40 2 1
74-6960	Insert - Valve (3.000mm)	42 * 8	74-8100	Gear - Pinion	40 4 1
74-6970	Insert - Valve (3.025mm)	42 * 8	74-8110	Sprocket - Oil Pump	40 5 1
74-6980	Insert - Valve (3.050mm)	43 13 8	74-8120	Key - Woodruff	40 6 2
74-6990	Insert - Valve (3.075mm)	43 * 8	74-8140	Cover	40 9 1
74-7000	Insert - Valve (3.100mm)	43 * 8	74-8150	Gasket - Cover	40 10 1
74-7010	Insert - Valve (3.125mm)	43 * 8	74-8170	Bearing Set (Std.) Set of 10	40 12 1
74-7020	Insert - Valve (3.150mm)	43 * 8	74-8180	Bearing Set (.30mm OS)	40 * 1
74-7030	Insert - Valve (3.175mm)	43 * 8	74-8200	Thrust Bearing Set	40 * 2
74-7040	Insert - Valve (3.200mm)	43 * 8	74-8210	Thrust Bearing Set	40 * 2
74-7050	Insert - Valve (3.225mm)	43 * 8	74-8220	Thrust Bearing Set	40 * 2
74-7060	Insert - Valve (3.250mm)	43 * 8	74-8230	Crankshaft	40 14 1
74-7070	Insert - Valve (3.275mm)	43 * 8	74-8240	Seal	40 15 1
74-7080	Insert - Valve (3.300mm)	43 * 8	74-8260	Flywheel	41 34 1
74-7090	Insert - Valve (3.325mm)	43 * 8	74-8270	Pin	40 18 3
74-7100	Insert - Valve (3.350mm)	43 * 8	74-8280	Screw - Cap Hex. Hd.	40 19 8
74-7110	Insert - Valve (3.375mm)	43 * 8	74-8290	Seal - #1 Bearing Cap	40 20 2
74-7120	Insert - Valve (3.400mm)	43 * 8	74-8300	Clip - Piston Pin	40 21 8
74-7130	Insert - Valve (3.425mm)	43 * 8	74-8310	Pin - Piston	40 22 4
74-7140	Insert - Valve (3.450mm)	43 * 8	74-8320	Piston Ring Set - 0.20 mm	40 * 4
74-7150	Insert - Valve (3.475mm)	43 * 8	74-8330	Piston Ring Set - 0.50 mm	40 * 4
74-7160	Insert - Valve (3.500mm)	43 * 8	74-8340	Piston Ring Set - 0.80 mm	40 * 4
74-7170	Insert - Valve (3.550mm)	43 * 8	74-8360	Rod - Connecting, Set of 4	40 25 1
74-7180	Insert - Valve (3.625mm)	43 * 8	74-8380	Bearing - Connecting Rod	40 27 1
74-7190	Insert - Valve (3.700mm)	43 * 8	74-8390	Bearing - Connecting Rod	40 * 1
74-7200	Insert - Valve (3.775mm)	43 * 8	74-8400	Bolt - Connecting Rod	40 28 8
74-7210	Insert - Valve (3.850mm)	43 * 8	74-8420	Piston Set - Stage #1	41 29 1
74-7220	Insert - Valve (3.925mm)	43 * 8	74-8430	Piston Set - Stage #2	41 * 1
74-7230	Insert - Valve (4.000mm)	43 * 8	74-8440	Piston Set - Stage #3	41 * 1
74-7240	Collar - Split	42 12 16	74-8610	Pin	51 7 2
74-7260	Bolt - Head	43 29 10	74-8610	Pin	53 8 2
74-7270	Washer - Flat	43 28 10	74-8630	Bushing - Flange	51 8 1
74-7300	Pan - Oil	39 23 1	74-8650	Journal	51 12 1
74-7310	Plug - Threaded	39 20 1	74-8680	Gasket	51 14 2
74-7320	Gasket	39 19 1	74-8690	Union - Inlet	51 13 1
74-7330	Screw - Cap Hex. Hd.	39 25 23	74-8710	Washer	51 16 1
74-7380	Gasket - Oil Pan	39 21 1	74-8710	Washer - E.T.L.W.	55 9 1
74-7400	Tube	44 41 1	74-8750	Pipe	52 12 1
74-7420	Ball	44 45 4	74-8770	Plug	52 10 1
74-7430	Chamber - Turbulence	44 46 4	74-8830	Belt	45 18 1
74-7440	Chamber - Turbulence	44 * 4	74-8870	Gasket	51 21 2
74-7450	Seat - Intake Valve	44 48 4	74-8900	Washer - Flat	42 7 6
74-7460	Seat - Intake Valve	44 * 4	74-8910	Bracket - Horn	13 33 1
74-7480	Valve - Intake	44 49 4	74-9080	Cable - Battery Pos.	36 * 1
74-7560	Washer - Spring	43 16 3	74-9090	Cable - Battery Neg.	36 * 1
74-7600	Plug	42 4 4	74-9100	Pad - Forward Pedal	9 7 1
74-7630	Gasket - Valve Cover	43 18 1	74-9110	Pad - Reverse Pedal	9 9 1
74-7640	Cover - Valve	43 19 1	74-9122	Hose - Vent	21 17 1
74-7650	Washer - Flat	43 20 3	74-9480	Seal - Lip	6 6 1
74-7670	Head Bolt & Washer Set	44 * 1	74-9500	Screw - Cap Hex. Hd.	6 16 4

*Not Illustrated

TORO PART NUMBER INDEX (Cont.)

Part No.	Description	Pg. No.	Ref. No.	Qty.	Part No.	Description	Pg. No.	Ref. No.	Qty.
74-9510	Washer - Flat	6	15	1	76-5780	Gear - Spur	5	18	1
75-0140	Spring - Conical	32	5	2	76-5820	Screw - Hex Flanged Hd.	5	22	1
75-0240	O-Ring	32	4	2	76-5830	Ball - Steel	5	23	1
75-0400	Plate - Thrust	32	37	1	76-5840	Spring - Shifter Fork	5	24	1
75-0470	Kit - Cylinder Block	32	38	1	76-5850	Seal - Oil	5	25	1
75-0480	Pin	32	15	2	76-5860	Bearing - Needle	5	26	2
75-0500	Bearing - Needle	32	13	1	76-5870	Bearing - Needle	5	27	3
75-0510	Pin	32	40	1	76-5890	Ring - Retaining	5	30	2
75-0550	Strainer - Tank	25	23	1	76-5900	Fork - Shift	5	35	1
75-2080	Seal Kit (for Ref. #41-42)	19	*	1	76-5960	Carrier	5	41	1
75-5470	Washer	30	53	5	76-5980	Screw - Hex Flanged Hd.	5	43	6
75-6820	Hour Meter	21	42	1	76-5990	Carrier - Differential	5	45	1
75-9790	Arm - Pivot, Rear	81	1	2	76-6010	Spacer	5	49	2
76-1880	Segmented 10 Wheel	80	18	2	76-6010	Spacer - Transaxle	7	1	2
76-1910	Shaft - Pivot	14	3	2	76-6030	Seal - Oil	5	51	1
76-1920	Bearing - Sleeve	14	14	4	76-6040	Plug - Pipe	5	14	2
76-1930	Knob - Adjustment	14	27	1	76-6040	Plug - Pipe	3	41	1
76-1940	Spring - Extension	14	1	2	76-6270	Foam - Panel	19	3	1
76-2940	Bumper	14	9	2	76-6300	Gerotor	12	16	1
76-4120	Mount - Engine	36	21	1	76-6320	Spacer	12	17	1
76-4180	Boot - Brake Rod	8	15	2	76-6360	Strip - Seal	1	11	2
76-4220	Mount - Engine	36	30	1	76-6361	Strip - Seal	2	49	1
76-4240	Plate - Adapter	7	2	2	76-6380	Strip - Seal Access Panel	2	41	1
76-4300	Lever - Throttle	17	26	1	76-6381	Seal - Strip	57	36	2
76-4310	Support - Base, Battery	36	38	1	76-6382	Seal - Strip	57	37	2
76-4880	Plug - Electrical	16	2	1	76-6600	Pipe - Stand	21	4	1
76-4910	Stud	51	26	3	76-6610	Clevis - Brake	8	17	2
76-4930	Washer	51	5	3	76-6910	Rotating Assembly	65	14	1
76-4940	Gear - Pump, Injection	51	2	1	76-6950	Race - Thrust	65	9	1
76-4950	Nut	51	1	1	76-6960	Bearing - Thrust	65	10	1
76-4990	Bracket	53	15	1	76-6970	Insert - Camplate	65	5	1
76-5000	Screw	53	9	1	76-6980	O-Ring	65	3	1
76-5010	Washer	45	23	3	76-7000	Ring - Retaining	65	8	2
76-5010	Washer - Spring	53	2	1	76-7010	Ring - Retaining	65	13	1
76-5010	Washer - Spring	48	7	5	76-7040	Pad - Foot	19	38	1
76-5060	Screw	53	1	1	76-7090	Cover - Front, Control	19	2	1
76-5070	Oil Pump Assembly	48	1	1	76-8140	Bracket - Steering	10	7	1
76-5090	Spring - Piston	48	3	1	76-8150	Support - Shaft, Steering	11	58	1
76-5100	Bolt - Shoulder	48	5	1	76-8160	Support - Steering	10	8	1
76-5130	Stud	42	6	6	76-8270	Pin - Brake	8	14	2
76-5170	Chain - Pump Drive	48	13	1	76-8300	Cover - Housing, Axle	7	8	2
76-5180	Washer - Copper	22	1	4	76-8340	Shaft - Pivot, Steering	11	57	1
76-5190	Fitting - Adjustable	22	2	2	76-8350	Stop - Axle	59	12	2
76-5220	Element - Filter	22	5	1	76-8440	Boot - Throttle	17	16	1
76-5260	Relay - Glow Plug	55	1	1	76-8450	Boot - Lift Lever	17	3	1
76-5260	Relay - Glow Plug	17	15	1	76-8640	Stud - Traction	29	50	1
76-5290	Washer - Spring	55	4	4	76-8750	Plate - Caution	57	4	1
76-5300	Fuel Filter Assembly	21	23	1	76-8780	Decal - Fuel	21	12	1
76-5310	Washer - E.T.L.W.	55	7	1	76-8870	Asm. - Damper, Lever	29	3	1
76-5320	Water Sensor Assembly	22	9	1	76-9030	Bearing Housing Assembly	9	30	1
76-5470	Screw	43	17	2	76-9050	Rod - Brake, Parking	10	42	1
76-5500	Screw	50	6	5	76-9060	Gauge - Temperature	18	9	1
76-5520	Holder - Injector	52	5	4	76-9100	Spacer	3	2	2
76-5530	Gasket - Injector	52	3	4	76-9100	Spacer	10	22	1
76-5540	Plug	52	2	4	76-9290	Bracket - Bulkhead	62	3	1
76-5570	Washer - Lock	54	2	2	76-9300	Fender L.H.	2	37	1
76-5590	Sleeve - Spring	54	4	1	76-9340	Fender R.H.	2	*	1
76-5600	Injector	52	9	4	76-9370	Bar - R.O.P.S.	75	4	1
76-5610	Pinion - Output	5	1	1	76-9430	Spring - Extension	29	12	1
76-5630	Gear - Spur	5	3	1	76-9440	Rod - Seat Prop	13	9	1
76-5640	Gasket	5	4	1	76-9450	Boot - Column, Steering	10	29	1
76-5650	Washer - Thrust	5	8A	3	76-9460	Plate - Seat	13	3	1
76-5660	Pin - Dowel	5	6	2	76-9480	Sleeve - Pivot, Seal	13	35	2
76-5670	Seal - Oil	5	7	2	76-9590	Hose - Hydraulic	62	10	2
76-5680	Shim - Orange .126/.123	5	52	A/R	76-9680	Bearing Housing Assembly	9	18	1
76-5680	Washer - Thrust	5	8	1	76-9690	Rod - Brake	8	3	2
76-5690	Washer - Thrust	5	9	2	76-9690	Rod - Brake Linkage	9	4	2
76-5700	Bearing - Thrust	5	10	1	76-9700	Cover - Tower	1	2	1
76-5710	Plug - Magnetic - Drain	5	11	1	76-9760	Pivot - Damper	30	63	1
76-5720	Screw - Hex Hd.	5	12	13	76-9790	Foam - Fuel Tank	21	2	1
76-5740	Shim - Lt. Grn. .123/.120	5	*	A/R	76-9930	Foam - Seat Plate Rear	13	7	1
76-5760	Cover Assembly	5	16	1	76-9950	Bracket - Ring	25	43	4

*Not Illustrated

TORO PART NUMBER INDEX (Cont.)

Part No.	Description	Pg. Ref. No. No. Qty.	Part No.	Description	Pg. Ref. No. No. Qty.
76-9970	Valve - 4 WD	33 22 1	84-0480	Poppet - Charge Relief	32 8 1
77-0950	Washer	77 45 2	84-0490	Spring - Compression	32 9 1
77-2870	Hanger - Spring	14 24 1	84-0500	Asm. - Charge Relief Plug	32 12 1
77-3300	Stud	47 1 6	84-0550	Ring - Retaining	32 6 2
77-3310	Gasket	47 2 2	84-0570	Shim - Trunnion Kit	32 20 4
77-3320	Nut - Hex	47 5 6	84-0680	Link - Shift	10 30 1
77-3340	Manifold - Exhaust	47 3 1	84-0690	Rod - Shift	3 5 1
77-3400	Camshaft	45 5 1	84-0700	Rod - Shift	3 11 1
77-3420	Gasket	45 3 1	84-0720	Valve - Velocity	33 29 1
77-3450	Washer	45 2 2	84-0730	Arm - Lift, L.H.	73 20 1
77-3470	Screw	48 10 1	84-0750	Housing - Bearing	29 32 1
77-3490	Screw	48 11 1	84-0760	Adapter - Pump to Engine	36 24 1
77-3510	Spring	45 14 1	84-0780	Pulley	88 4 1
77-3520	Cup	45 13 1	84-0780	Pulley	89 6 1
77-3600	Shield - Adapter	36 35 1	84-0800	Arm - Pivot	84 6 4
77-3640	Bearing	6 12 1	84-0940	Asm. - Brake Linkage Arm	8 1 1
77-3700	Gasket - Muffler, Exhaust	38 18 1	84-0970	Asm. - Brake Linkage Arm	8 11 1
77-3780	Pin - Lynch	13 4 1	84-0990	Pin - Pivot	8 20 2
77-3790	Plug - Drain	39 26 1	84-1030	Driveshaft	29 43 1
77-3970	Spacer - Relay	17 13 1	84-1080	Frame Assembly	1 6 1
77-4260	Link - Shift	3 6 1	84-1320	Shaft - P.T.O.	27 5 1
80-7730	Spacer	13 25 2	84-1330	Hub - Splined	29 41 1
80-7730	Spacer	1 27 1	84-1350	Pin - Pivot	84 3 4
80-7730	Spacer	34 48 1	84-1350	Pin - Pivot	73 8 2
80-7730	Spacer	30 65 3	84-1380	Anchor - Spring	29 10 1
80-8660	Spacer	60 57 1	84-1410	Adapter - Clutch	27 13 1
80-8660	Spacer	63 59 1	84-1440	Plate - Adapter	36 33 1
82-3660	Bracket - Cover	21 39 1	84-1450	Panel - Gauge	18 2 1
82-3700	Reservoir - Hydraulic	25 4 1	84-1460	Decal - GM 455D	1 20 2
82-3740	Oil Cooler Assembly	57 14 1	84-1470	Decal - Operation	9 42 1
82-3750	Cover - Console	18 21 1	84-1480	Hose - Dampener	29 13 1
82-4900	Foam - Seat Front	13 8 1	84-1490	Latch - Lockup	2 46 2
82-4950	Plunger - Spring	10 14 1	84-1540	Key	27 18 1
82-4960	Pad - Brake	9 15 2	84-1550	Mount - Rubber	85 2 4
82-4970	Ring - Retaining	6 17 1	84-1550	Mount - Rubber	27 22 5
82-4990	Housing - Fixed	6 9 1	84-1560	Washer - Thrust	27 26 4
82-5180	Control - Pump	29 20 1	84-1570	Spacer	58 1 2
82-5190	Shaft - Traction Pedal	9 8 1	84-1570	Spacer	27 21 1
82-5280	Shaft - Pivot	29 28 1	84-1580	Washer - Clutch	27 38 1
82-5300	Support - Heel	19 39 1	84-1590	U-Bolt	7 24 2
82-5370	Foam - R.O.P.S. Bar	75 7 2	84-1600	Bracket - Support, Trans.	3 13 1
82-5380	Shim - Pinion .045	3 39 1	84-1610	Support - Rod, Shift	3 10 1
82-5390	Shim - Pinion .038	3 * 1	84-1620	Plate - Support, Axle	7 10 2
82-5400	Shim - Pinion .052	3 * 1	84-5300	Nut	77 11 4
83-1470	Washer - Neoprene	2 51 2	84-5300	Nut - Jam	82 3 2
83-2280	Timer - Delay	17 6 1	84-6402	Orifice	19 26 1
83-9150	Decal - Starting Fluid	37 28 1	84-6403	Orifice	83 14 2
84-0080	Spiral Gear Set (Matched)	5 * 1	84-6420	Plunger	20 37 2
84-0090	Shim - Lt. Blue .120/.117	5 * A/R	84-6430	Plunger	20 31 1
84-0130	Shim - Pink .129/.126	5 * A/R	85-4980	Switch - Toggle	18 17 1
84-0140	Shim - Black .132/.129	5 * A/R	85-6410	Decal - Danger	92 3 1
84-0170	Pulley - P.T.O.	29 44 1	85-6410	Decal - Danger	91 20 1
84-0180	Pulley - Lower	27 17 1	85-6410	Decal - Danger	77 52 1
84-0210	Gasket - End Cap	32 14 1	86-0010	Blade - 19	88 11 1
84-0240	Housing - Pump	32 33 1	86-0010	Blade - 19	93 11 1
84-0250	Swash Plate - Variable	32 36 1	86-0010	Blade - 19	89 13 1
84-0260	Bearing - Roller	32 21 4	86-0050	Screw - Adjusting	79 7 3
84-0270	Spacer - Trunnion	32 19 4	86-0060	Sleeve - Tube	79 2 6
84-0280	Plate - Valve R.H.	32 39 1	86-0690	Spacer	83 3 3
84-0300	Shaft - Pump	32 26 1	86-0700	Decal - H.O.C.	92 8 1
84-0310	Bearing - Ball	32 27 1	86-0710	Decal - H.O.C.	91 15 1
84-0320	Ring - Retaining	32 28 1	86-0720	Decal - H.O.C. LH	77 24 1
84-0330	Screw - Cap Hex. Hd.	32 25 8	86-0730	Decal - H.O.C. RH	77 8 1
84-0360	Washer	32 24 8	86-0740	Decal - Belt	77 31 1
84-0380	Ring - Retaining Internal	32 32 2	86-0750	Decal - Belt LH	91 9 1
84-0400	Seal - Lip	32 29 1	86-0760	Decal	92 13 1
84-0410	Carrier - Seal	32 30 1	86-0770	Decal - Quadfloat	94 6 1
84-0430	O-Ring	32 18 4	86-0780	Decal - H.O.C.	77 36 1
84-0440	Cover - Trunnion	32 17 2	86-0790	Button - Guard	94 2 8
84-0450	Cover - Trunnion	32 35 1	86-1150	Yoke - End	76 1 2
84-0460	Screw	32 16 8	86-1160	Kit - Universal	76 2 2
84-0470	Seal - Lip	32 34 2	86-1170	Shaft - Slip Yoke	76 3 1

*Not Illustrated

TORO PART NUMBER INDEX (Cont.)

Part No.	Description	Pg. No.	Ref. No.	Qty.	Part No.	Description	Pg. No.	Ref. No.	Qty.
86-1180	Tube - Slip Yoke	76	4	1	86-2770	Assembly - Tube, Traction	33	24	1
86-1410	Pulley - Gearbox 6.50 Dia.	85	16	1	86-2770	Assembly-Tube	63	62	1
86-1420	Hose - Hydraulic	83	21	1	86-2790	Pin - Pivot L.H.	73	17	1
86-1440	Washer - Flat	91	6	2	86-2800	Hose - Suction	25	26	1
86-1440	Washer - Flat	92	15	2	86-2800	Hose - Suction	33	32	1
86-1440	Washer - Flat	77	51	4	86-2830	Plate - Adapter, Main	29	46	1
86-1440	Washer - Lock	84	11	8	86-2860	Cover - Belt, Upper	13	34	1
86-1480	Washer	88	3	1	86-2990	Mount - Throttle Cable	37	35	2
86-1480	Washer	93	3	1	86-3010	Filter - Transmission	25	16	1
86-1480	Washer	89	18	1	86-3020	Wire - Neutral, Switch	29	23	1
86-1490	Rod End - LH Thread	87	19	2	86-3040	Coupling - Rubber	29	39	2
86-1550	Rod End - RH Thread	87	23	2	86-3040	Flange - Rubber	27	40	1
86-1560	Spacer	87	17	2	86-3100	Pulley - Gearbox 7.50 Dia.	85	*	1
86-1570	Rod - Threaded	87	21	2	86-3120	Hose - Hydraulic Cap End	59	8	1
86-1700	Pulley	93	4	1	86-3130	Hose - Hydraulic Rod End	59	7	1
86-1710	Assembly - Clutch, Elect.	89	3	1	86-3140	Hose-Hydraulic	62	6	1
86-1730	Drive Shaft	85	10	1	86-3150	Assembly - Hose	25	38	1
86-1740	Spacer	89	5	1	86-3150	Assembly - Hose	34	39	1
86-1820	Bracket - Pulley	87	9	1	86-3160	Assembly - Hose	73	7	1
86-1830	Cover - Drive Shaft	85	11	1	86-3170	Hose Assembly	73	15	1
86-1840	Cover - Right Hand	94	5	1	86-3180	Assembly - Hose	19	24	1
86-1850	Cover - Left Hand	94	17	1	86-3190	Assembly - Hose	19	23	2
86-1860	Cover - Center	94	7	1	86-3200	Hose Assembly	73	10	1
86-1870	Cover - Center, Right Hand	94	8	1	86-3210	Assembly - Hose	11	51	1
86-1880	Cover - Center, Left Hand	94	16	1	86-3220	Assembly - Hose	10	2	2
86-1890	Hinge	94	10	4	86-3230	Assembly - Hose	19	32	1
86-1890	Hinge	77	25	4	86-5410	Panel - Console	17	17	1
86-1900	Plate - Hinge	94	3	4	86-5420	Spacer - Rod, Shift	3	8	1
86-1920	Spring - Torsion	94	11	2	86-5430	Plate - Skid	7	26	1
86-1960	V-Belt	91	12	1	86-5440	Valve - Relief, Dual	19	36	1
86-1960	V-Belt	92	16	1	86-5450	Coupler - Hydraulic	73	24	3
86-1970	V-Belt	85	1	1	86-5460	Nipple - Coupler	83	11	3
86-1990	Washer	85	4	6	86-5470	Harness - Front	16	1	1
86-1990	Washer	27	42	4	86-5470	Harness - Wire	27	9	1
86-2000	Bolt - Thin Head	79	9	3	86-5470	Harness - Wire	11	52	1
86-2010	Pin - H.O.C. Pivot	92	10	1	86-5480	Fitting - Diagnostic	34	45	2
86-2010	Pin - H.O.C., Wing	91	14	1	86-5500	Assembly - Hose	25	20	1
86-2020	Support - Gear Box	85	3	1	86-5500	Assembly - Hose	34	38	1
86-2070	Nut	84	9	4	86-5570	Assembly - Hose	10	1	1
86-2080	Ball Joint	84	10	4	86-5570	Hose Assembly	34	42	1
86-2090	Bushing	84	18	6	86-5580	Cylinder - Hydraulic	73	1	2
86-2120	Roller	84	19	4	86-5590	Assembly - Pump	29	7	1
86-2130	Pin - Clevis	84	21	2	86-5620	Bearing	27	4	1
86-2150	Lock	84	17	2	86-5730	Asm. - Tube, R.H. Front	10	43	1
86-2180	Bushing	84	22	4	86-5740	Asm. - Tube, L.H. Front	10	44	1
86-2190	Cylinder - Hydraulic	77	14	2	86-5750	Asm. - Tube, Drain	3	23	1
86-2190	Cylinder Assembly	82	*	1	86-5750	Tube Assembly	26	50	1
86-2230	Cover - Guide, RH	77	9	1	86-5760	Asm. - Tube, Deck Return	19	33	1
86-2280	Frame - Carrier, RH	77	20	1	86-5770	Asm. Tube, Relief Valve	19	28	1
86-2320	Frame - Carrier, LH	77	23	1	86-5770	Tube Assembly - Relief	26	52	1
86-2390	Pin - H.O.C.	77	26	2	86-5780	Tube - Hydraulic L.H.	59	2	1
86-2400	Latch - Arm	87	14	2	86-5780	Tube Assembly RH Rear	63	52	1
86-2440	Assembly - Hose	83	17	2	86-5790	Tube - Hydraulic R.H.	59	3	1
86-2450	Assembly - Hose	83	18	2	86-5790	Tube Assembly LH Rear	63	51	1
86-2460	Assembly - Hose	83	7	2	86-5810	Assembly - Tube	34	41	1
86-2470	Assembly - Tube	83	5	1	86-5810	Assembly - Tube	26	49	1
86-2480	Assembly - Tube	83	2	1	86-5830	Spring - Compression	8	5	2
86-2490	Assembly - Tube	83	4	1	86-5840	Plate - Spring	8	4	2
86-2501	Orifice	19	22	2	86-5860	Nipple	25	18	1
86-2510	Spring	77	10	2	86-5860	Nipple	3	35	2
86-2560	Spring	84	13	2	86-5890	Arm - Lift, R.H.	73	22	1
86-2590	Rod - Clutch	87	4	2	86-5900	Tire	7	17	2
86-2600	Washer	87	18	4	86-5910	Tire	59	29	2
86-2600	Washer - Belt Guide	91	4	3	86-5910	Tire	62	37	2
86-2600	Washer - Guide, Belt	92	18	4	86-5940	Spacer - Bearing	29	33	1
86-2630	Spring - Compression	83	13	2	86-7470	Diode	16	7	4
86-2640	Assembly - Tube, Cylinder	83	20	2	86-8100	Ball - Joint	77	6	2
86-2650	Support - Spring	84	14	2	87-5100	Washer - Flat	36	14	4
86-2660	Stop - Cover	94	14	1	87-6270	Socket - Light	18	*25	4
86-2670	Decal - Belt	79	4	1	88-1140	Spacer - Bearing, Lower	27	15	1
86-2710	Assembly - Hose, Rear	33	26	1	88-1150	Spacer - Clutch	27	33	1
86-2730	Hose-Hydraulic	62	14	1	88-1160	Rod - Traction Linkage	9	11	1

*Not Illustrated

TORO PART NUMBER INDEX (Cont.)

Part No.	Description	Pg. Ref. No. No. Qty.	Part No.	Description	Pg. Ref. No. No. Qty.
88-1170	Belt - Matched Set	27 19 1	92-1365	Plunger - Switch	3 47 1
88-1190	Pin - Pivot	73 16 2	92-1366	Spring - Compression	4 51 1
88-1200	Pin - Pivot R.H.	73 * 1	92-1367	Arm - Traction Linkage	9 13 1
88-1220	Plate	58 2 2	92-1370	Decal - Warning	9 44 1
88-1280	Cover - Belt, Lower	27 35 1	92-2556	Motor - Fixed Displacement	3 37 1
88-1290	Bracket - Rod, Seat	33 16 1	92-2567	Spring	20 21 1
88-1300	Cover - Seat Front	2 40 1	92-2568	Poppet	20 22 1
88-1310	Foam - Cover	2 39 1	92-2571	Plug	6 4 2
88-1360	Washer	57 34 2	92-2572	End Cap Assembly	6 14 1
88-1360	Washer - Rear Weight	58 3 6	92-2581	Neutral Switch Arm Asm.	29 51 1
88-1370	Plate - Brake	28 3 1	92-2586	Arm - Brake Linkage	9 24 2
88-1380	Fitting - Adapter	19 20 3	92-2587	Decal - R.O.P.S.	75 14 1
88-1420	Spring - Compression	13 27 1	92-4033	Door Trap	87 26 2
88-1430	Nut - Lock, Bearing	29 48 1	92-4036	Cap - Rod	84 29 2
88-1440	Washer - Lock	29 47 1	92-4037	Screw - Hex. Socket Hd.	84 30 2
88-1450	Nut - Lock, Bearing	27 30 1	92-5521	Tether Strap	15 8 2
88-1460	Washer - Lock	27 32 1	92-5581	Ring - Retaining, Internal	92 25 1
88-1470	Plate - Control, Pump	29 22 1	92-5581	Ring - Retaining, Internal	91 26 1
88-1510	Screw - Special	27 23 1	92-5581	Ring - Retaining, Internal	78 54 2
88-1520	Cartridge - Relief	19 41 1	92-5583	Washer	92 26 1
88-1530	Cartridge - Relief	19 42 1	92-5583	Washer	91 27 1
88-1610	Assembly - Field Rotor	28 8 1	92-5583	Washer	78 55 2
88-3590	Nut - Lock	74 14 1	92-5804	Pedal - Brake L.H.	9 21 1
88-3600	Piston	74 13 1	92-5805	Brake Pedal Assembly R.H.	9 23 1
88-3610	Assembly - Barrel	74 15 1	92-5806	Shaft - Brake	9 26 1
88-3620	Assembly - Rod	74 1 1	92-5807	Retainer - Hardlines	83 22 2
88-3630	Head	74 5 1	92-5810	Assembly - Rod End	82 2 1
88-3640	Kit - Seal	74 * 1	92-5810	Ball Joint	77 12 2
88-7200	Washer-Flat	62 30 1	92-5811	Assembly - Rod End	82 14 1
88-8950	Decal - Warning	27 45 1	92-5811	Ball Joint	77 16 2
92-0600	Kit - Seal	82 * 1	92-5816	Bolt - Blade	88 14 1
92-0602	Assembly - Barrel	82 13 1	92-5816	Bolt - Blade	93 14 1
92-0603	Piston & Rod Assembly	82 5 1	92-5816	Bolt - Blade	89 16 1
92-0604	Head - Ring Retaining	82 7 1	92-5817	Pin - Clutch Stop	27 34 1
92-0605	Housing	86 5 1	92-5818	Housing - Bearing, Lower	27 14 1
92-0606	Key	86 9 1	92-5821	Assembly - Head, Filter	25 15 1
92-0607	Gear - RH	86 10 1	92-5828	Assembly - Hose	33 25 1
92-0608	Cap - Thru	86 14 1	92-5830	Asm. - Hose, Traction L.H.	3 29 1
92-0610	Cone - Bearing	86 11 1	92-5830	Assembly - Hose	34 43 1
92-0611	Cup - Bearing	86 12 1	92-5833	Spacer - Ball Joint	60 62 1
92-0612	Nut - Lock	86 23 1	92-5833	Spacer-Ball Joint	62 45 2
92-0613	Washer - Lock, Gear	86 22 1	92-5836	Washer-Axle	63 66 1
92-0616	Cone - Bearing	86 15 2	92-5837	Assembly - Rod End	60 60 1
92-0617	Cup - Bearing	86 16 2	92-5838	Ball Joint	63 65 1
92-0618	Hub	86 17 1	92-5839	Ball Joint	59 41 1
92-0619	Gear - LH	86 21 1	92-5839	Ball Joint	62 44 1
92-0625	Idler Pulley Assembly	91 5 1	92-5840	Bracket - Mount, Filter	25 10 1
92-0625	Idler Pulley Assembly	87 6 2	92-5841	Hose Assembly - Traction	33 1 1
92-0625	Idler Pulley Assembly	79 11 2	92-5841	Hose, Traction R.H. (2WD)	3 30 1
92-0625	Idler Pulley Assembly	92 19 1	92-5844	Spacer-Ball Joint	62 40 1
92-0626	Tube Assembly	79 5 3	92-6073	Decal - Clear	75 13 1
92-0627	Armature & Pulley Asm..	90 5 1	92-6533	Seat Cushion Assembly	14 4 1
92-0636	Shaft Assembly	6 3 1	92-6534	Shell - Seat	14 7 1
92-0639	Case Assembly	5 15 1	92-6564	Decal - 4 Matic	18 1 1
92-0640	Bearing - Needle	5 28 1	92-6588	Gland	64 7 1
92-0641	Shaft - Counter	5 20 1	92-6593	Kit-Seal	64 * 1
92-0642	Gear - Output	5 17 1	92-7301	Spacer	14 37 2
92-0644	Gear - Cluster	5 19 1	92-7381	Tube - Water, Return	38 5 1
92-0645	Shaft & Gear - Shifter	5 21 1	92-7382	Cover - Manifold	38 17 1
92-0646	Bearing - Ball	5 42 2	92-7750	Fork	80 4 2
92-0647	Rod - Shift (High-Low)	5 36 1	92-7752	Fork	80 * 2
92-1180	Seat Assembly	15 1 1	92-7756	Wing Deck Assembly LH	91 18 1
92-1180	Seat Assembly	14 5 1	92-7757	Center Deck Assembly	77 32 1
92-1351	Plug - Pulley	30 66 1	92-7758	Wing Deck Assembly R.H.	92 20 1
92-1352	Plug	32 42 3	92-7762	Lift Valve Assembly	19 15 1
92-1353	Shim	32 10 1	92-7765	Asm. - Tube (4WD)	3 * 1
92-1354	Cap - End	32 1 1	92-7766	Bracket - Support	87 29 1
92-1355	Plug - Special	32 2 2	92-7767	Spring - Compression	79 3 2
92-1356	Valve - Screw 415 BAR	32 7 2	92-7768	Spring - Compression	79 * 1
92-1357	Pin	32 43 1	92-7773	Ball	7 32 6
92-1358	Coupling	32 41 1	92-7774	Stud	7 28 4
92-1364	Guide - Switch, Pin	3 46 1	92-7775	Link	7 29 4

*Not Illustrated

TORO PART NUMBER INDEX (Cont.)

Part No.	Description	Pg. No.	Ref. No.	Qty.	Part No.	Description	Pg. No.	Ref. No.	Qty.
92-7776	Spring - Extension	7	30	4	93-6028	Plate - Logo, TORO	57	17	1
92-7777	Disc - Actuating	7	31	4	93-7160	Cap - Oil	25	2	1
92-7778	Spring	20	33	3	93-7221	Hose - Radiator, Upper	37	4	1
92-7779	Eyelet	20	38	3	93-7223	Hose - Air Cleaner	37	19	1
92-7780	Plug Assembly	20	32	3	93-7224	Hose - Intake	37	18	1
92-7791	Seal - Valve	44	52	8	93-7229	Degassing Support Asm.	37	11	1
92-7792	Guide - Valve (14.29mm)	44	47	8	93-7236	Air Cleaner Support Asm	1	28	1
92-7793	Guide - Valve (14.59mm)	44	*	8	93-7236	Bracket - Support	37	44	1
92-7794	Valve - Exhaust	44	50	4	93-7240	Plate - Axle Pivot Rear	60	68	1
92-7795	Seat - Exhaust Valve	44	51	4	93-7241	Plate - Axle Pivot Front	59	15	1
92-8861	Cap	92	28	1	93-7242	Decal - Service, 4WD	19	*	1
92-8861	Cap	91	29	1	93-7243	Decal - Service, 2WD	19	37	1
92-8861	Cap	78	57	2	93-7244	Bracket - Support	57	27	1
92-9651	Hub - Wheel	59	28	2	93-7245	Bracket - Support	38	12	1
92-9652	Stud - Drive	59	37	10	93-7247	Washer - Thrust	60	51	2
92-9704	Housing - Axle	7	11	2	93-7249	Pin - Axle Pivot	60	52	1
92-9706	Spacer - Axle Shaft	7	22	2	93-7483	Light - Warning Bank	18	8	1
92-9708	Collar - Bearing	7	12	2	93-7484	Light - Warning Bank	18	11	1
92-9709	Spacer - Bearing	7	14	2	93-7485	Filter Assembly	37	30	1
92-9710	Bearing - Ball	7	13	2	93-7594	Spacer - Tubular	37	3	1
92-9711	Weight - Rear	57	35	1	93-7788	Hose - Return	37	12	1
92-9712	Seal - V-Ring	7	23	2	93-7798	Hood	1	16	1
92-9714	Axle Assembly	7	16	2	93-7799	Radiator Mount Assembly	57	8	1
92-9721	Idler Pulley Assembly	92	5	1	93-9162	Filter - Primary	56	3	1
92-9721	Idler Pulley Assembly - V	79	13	1	93-9163	Filter - Safety	56	6	1
92-9722	Idler Pulley Assembly	87	7	2	93-9164	Indicator	56	1	1
92-9722	Idler Pulley Assembly	92	17	1	93-9164	Service Indicator	37	32	1
92-9722	V-Idler Pulley Assembly	91	1	2	93-9175	Dipstick	37	26	1
92-9724	Spindle - R.H.	59	*	1	93-9175	Dipstick - Oil	39	3	1
92-9725	Spindle - L.H.	59	24	1	93-9415	Panel - Tower	10	23	1
92-9726	Spring - Compression	92	27	1	93-9426	Decal - Danger	2	50	1
92-9726	Spring - Compression	91	28	1	93-9938	Castor Wheel Assembly	81	*	2
92-9726	Spring - Compression	78	56	2	93-9938	Wheel - 8	80	*	2
92-9727	Assembly - Cap, H.O.C.	78	*	2	93-9939	Tire - 8	80	8	2
92-9727	Cap Assembly H.O.C.	92	*	1	93-9939	Tire - 8	81	8	2
92-9727	Cap Assembly - H.O.C.	91	*	1	94-1414	Valve - Vacuator	56	5	1
92-9729	Valve - Control, Steering	11	59	1	94-1416	Adapter Assembly	37	31	1
92-9730	Cap-End	12	18	1	94-1416	Asm. - Adaptor	56	7	1
92-9732	Plate - Wear	12	14	1	94-1418	Hose - Radiator, Upper	37	2	1
92-9736	Screw-Cap	12	19	7	94-1418	Hose - Radiator, Upper	57	46	1
92-9745	End Cap Kit	12	*	1	94-2630	Hose - Return	37	6	1
92-9749	Seal Kit	12	*	1	94-2638	Nut - Tinnerman	57	18	4
92-9800	Spacer - Spindle	88	10	1	94-2800	Cap - Radiator	37	22	1
92-9800	Spacer - Spindle	93	10	1	94-2801	Grommet - Rubber	37	40	2
92-9800	Spacer - Spindle	89	12	1	94-2812	Grommet	38	7	1
93-0307	Nut - Retainer, Lock	60	67	2	94-2814	Kit - Exhaust Coupler	38	1	1
93-0309	Washer - Tab	60	63	2	94-2815	Sleeve - Exhaust Flange	38	2	1
93-3102	Cap - Fuel	21	3	1	94-3011	Plug	31	12	1
93-3163	Spring - Compression	14	30	2	94-3100	Short Block Assembly	39	36	1
93-3164	Cup - Spring	14	31	2	94-3103	Plug - Threaded	39	44	1
93-3165	Bracket - Spring	14	29	1	94-3104	Plug - Threaded	39	43	2
93-4207	Fitting - Hose Tee	37	8	1	94-3106	Gasket	39	42	2
93-4233	Engine Assembly	36	42	1	94-3108	Plug - 27.5 mm Dia.	39	*	8
93-4237	Bearing - Castor	80	12	4	94-3108	Plug - 27.5 mm Dia.	43	*	2
93-4237	Bearing - Castor	81	12	4	94-3109	Plug - 28.5 mm Dia.	39	*	9
93-4239	Rim - Wheel	80	9	2	94-3109	Plug - 28.5 mm Dia.	43	*	2
93-4239	Rim - Wheel	81	9	2	94-3110	Stud	39	45	1
93-4240	Wheel - 10,	80	*	2	94-3111	Pin - Groove	39	22	2
93-4241	Spacer - Bearing	80	11	2	94-3112	Screw - Washer Hd.	39	17	2
93-4241	Spacer - Bearing	81	11	2	94-3113	Cylinder Head Assembly	42	5	1
93-4242	Plate	80	15	2	94-3115	Nut - Lock	42	8	6
93-4242	Plate	81	15	2	94-3116	Gasket	42	3	1
93-4243	Tire - 10,	80	*	2	94-3117	Plate	42	2	1
93-4244	10 Tube - w/Valve	80	*	2	94-3118	Plug	43	32	1
93-5398	Screw - Cap Hex. Hd.	36	25	2	94-3119	Kit - Gasket	44	*	1
93-5835	Screw - Purge	51	28	1	94-3120	Bracket	44	54	1
93-5856	Valve - Solenoid	51	17	1	94-3121	Plug	44	44	1
93-5973	10 Foam Filled Wheel Asm..	80	*	2	94-3122	Gasket	44	43	1
93-5974	8 Foam Filled Wheel Asm..	80	*	2	94-3123	Screw - Cap Hex. Hd.	42	1	2
93-5974	8 Foam Filled Wheel Asm..	81	*	2	94-3124	Bolt - Valve Cover	43	22	3
93-5980	Hub	80	10	2	94-3124	Screw - Cap Hex. Hd.	48	8	2
93-5980	Hub	81	10	2	94-3125	Washer	43	21	3

*Not Illustrated

TORO PART NUMBER INDEX (Cont.)

Part No.	Description	Pg. Ref. No. No. Qty.	Part No.	Description	Pg. Ref. No. No. Qty.
94-3125	Washer - Flat	46 3 1	94-3214	Screw	49 5 1
94-3126	Protector - Lower	46 5 1	94-3215	Manifold - Intake	47 6 1
94-3127	Case - Timing, Left	46 7 1	94-3216	Screw	47 8 5
94-3128	Case - Timing, Right	46 9 1	94-3217	Screw	47 9 4
94-3129	Plug	46 4 1	94-3218	Screw	47 * 1
94-3130	Screw	46 2 1	94-3219	Pump - Injection	51 19 1
94-3131	Screw	49 1 3	94-3220	Bracket	51 3 1
94-3131	Screw	46 10 1	94-3221	Screw	51 11 1
94-3132	Screw	46 1 2	94-3222	Key	51 20 1
94-3133	Nut W/Washer	46 6 1	94-3223	Screw	51 25 1
94-3134	Nut	46 8 1	94-3224	Washer - Flat	51 9 2
94-3135	Bracket - Lifting	43 15 1	94-3225	Screw	51 4 2
94-3137	Bracket - Lifting	43 25 1	94-3226	Gasket - Injector	52 4 4
94-3139	Screw	43 26 1	94-3227	Spacer	52 8 4
94-3141	Thrust Bearing Set (Std.)	40 13 2	94-3228	Spring	52 7 4
94-3144	Pulley	40 3 1	94-3229	Union	52 11 3
94-3145	Screw - Cap Hex. Hd.	40 1 1	94-3230	Hose	52 1 1
94-3148	Seal - Shaft	40 11 1	94-3231	Bracket	52 13 2
94-3149	Gear - Flywheel	40 17 1	94-3232	Washer - 0.79 mm	52 6 4
94-3150	Screw - Cap Hex. Hd.	40 7 4	94-3233	Washer - 0.82 mm	52 * 4
94-3151	Washer	40 8 6	94-3234	Washer - 0.85 mm	52 * 4
94-3152	Screw - Cap Hex. Hd.	41 33 2	94-3235	Washer - 0.88 mm	52 * 4
94-3157	Piston Set - Std.	41 29 1	94-3236	Washer - 0.91 mm	52 * 4
94-3158	Piston Ring Set Std.	40 23 4	94-3237	Washer - 0.94 mm	52 * 4
94-3159	Roller Assembly	45 11 1	94-3238	Washer - 0.97 mm	52 * 4
94-3160	Roller Assembly	45 15 1	94-3239	Washer - 1.00 mm	52 * 4
94-3161	Screw	45 16 2	94-3240	Washer - 1.03 mm	52 * 4
94-3161	Screw	51 24 1	94-3241	Washer - 1.06 mm	52 * 4
94-3162	Stud	45 9 1	94-3242	Washer - 1.30 mm	52 6 4
94-3163	Screw	45 6 1	94-3243	Washer - 1.33 mm	52 * 4
94-3164	Washer - Spring	47 7 7	94-3244	Washer - 1.36 mm	52 * 4
94-3164	Washer - Spring	45 10 4	94-3245	Washer - 1.39 mm	52 * 4
94-3164	Washer - Spring	51 10 6	94-3246	Washer - 1.42 mm	52 * 4
94-3165	Nut	51 6 4	94-3247	Washer - 1.45 mm	52 * 4
94-3165	Nut - Lock	45 12 1	94-3248	Washer - 1.48 mm	52 * 4
94-3166	Washer - Flat	45 7 1	94-3249	Tube - Outlet	51 22 1
94-3167	Bracket - Fan	45 24 1	94-3250	Screw - Connection	51 23 1
94-3168	Pulley - Fan	45 21 1	94-3251	Nut	51 15 1
94-3169	Screw	45 25 1	94-3251	Nut - Lock	55 8 1
94-3170	Screw	45 17 1	94-3252	Alternator	53 12 1
94-3171	Screw	45 20 2	94-3252	Alternator	37 39 1
94-3172	Washer	45 19 3	94-3253	Bracket	53 7 1
94-3173	Screw	45 22 3	94-3254	Screw	53 6 1
94-3174	Washer	43 27 8	94-3255	Slide	53 4 1
94-3176	Gear - Oil Pump	48 2 1	94-3256	Belt	53 5 1
94-3177	Plug	48 12 2	94-3257	Washer - Spring	53 13 1
94-3178	Strainer	48 9 1	94-3258	Screw	53 14 1
94-3179	Washer - Spring	48 4 3	94-3260	Washer - Flat	53 3 1
94-3180	Switch - Pressure	39 32 1	94-3261	Nut	53 11 1
94-3181	Oil Filler	39 1 1	94-3262	Nut	53 10 1
94-3182	Plug	39 2 1	94-3263	Starter	54 3 1
94-3183	Gasket	39 39 1	94-3264	Plug - Glow	55 3 4
94-3184	Union	39 4 1	94-3265	Cable - Glow Plug	55 2 4
94-3186	O-Ring	39 40 1	94-3266	Nut - Hex.	55 5 4
94-3191	Union	39 48 1	94-3267	Nut - Lock	55 6 1
94-3192	Union	39 47 1	94-3274	O-Ring	51 18 1
94-3196	Inlet - Water	50 7 1	94-3275	Solenoid - Starter	54 * 1
94-3196	Inlet - Water	43 31 1	94-5601	Support - Tank, Lower	1 9 1
94-3197	O-Ring	50 3 1	94-5603	Bushing - Sleeve	60 50 2
94-3197	O-Ring	43 30 1	94-5604	Hose - Overflow	37 15 1
94-3198	Screw	50 8 2	94-5607	Rear Axle Assembly	59 23 1
94-3198	Screw	43 35 2	94-5608	Mount - Rubber	38 11 1
94-3199	Pipe - By-Pass	43 39 1	94-5609	Cover Asm - Hood, Lower	1 31 1
94-3200	Hose - By-Pass	43 37 1	94-5612	Screen Assembly	57 15 1
94-3206	Gasket	49 9 1	94-5613	Stop - Rubber	1 17 2
94-3207	Ring	49 4 1	94-5614	Bracket - Hour Meter	21 43 1
94-3208	Stub - Outlet	49 2 1	94-5615	Bracket - Return Hose	36 43 1
94-3209	Thermostat	49 11 1	94-5616	Seal - Hood	57 9 1
94-3210	Gasket	49 10 1	94-5617	Seal - Strip, Hood	1 22 2
94-3211	Temp. Sending Unit	49 6 1	94-5618	Trim - Fire Wall	1 15 1
94-3212	Plug	49 7 2	94-5621	Bracket Assembly - Screen	57 10 1
94-3213	Screw	49 8 1	94-5622	Seal Strip - Screen	57 12 1

*Not Illustrated

TORO PART NUMBER INDEX (Cont.)

Part No.	Description	Pg. No.	Ref. No.	Qty.	Part No.	Description	Pg. No.	Ref. No.	Qty.
94-5623	Harness - Wire, Main	16	6	1	95-4370	Screw - Cap	31	9	8
94-5623	Harness - Wire, Main	27	31	1	95-4371	Plate - Adaptor	31	16	1
94-5623	Harness - Wire, Main	21	37	1	95-4372	Key	31	15	1
94-5623	Wire Harness - Main	37	36	1	95-4373	Gear	31	14	1
94-5625	Hose - Radiator, Overflow	37	13	1	95-4374	Asm. - Valve, Relief	31	*	1
94-5625	Hose - Radiator, Overflow	57	50	1	95-4375	Harness - Wire, Deck	16	8	1
94-5626	Latch - Draw	1	23	1	95-4375	Wire Harness	85	13	1
94-5627	Plug	17	11	1	95-4383	Yoke - Pulley	79	8	3
94-8000	Nut - Lock	59	10	1	95-4387	Shaft - Spindle	88	9	1
94-8001	Fuse - Blade, 80 Amp	16	9	1	95-4387	Shaft - Spindle	93	9	1
94-8002	Fuse - Blade, 50 Amp	16	10	1	95-4388	Shaft - Spindle	89	11	1
94-8003	Support - Air Cleaner Hose	37	45	1	95-4391	Tie Rod Assembly	62	35	1
94-8008	Plate - Wear	78	60	2	95-4393	Gear-Driver	62	28	1
94-8009	Strap - Deck H.O.C.	77	19	2	95-7500	Axle-4wd	62	36	1
94-8010	Hose - Hydraulic	57	21	2	95-7502	Case-Differential	67	3	1
94-8012	Muffler Assembly	38	6	1	95-7503	Differential Assembly	67	1	1
94-8013	Washer	89	19	1	95-7506	Support #2-Axle	68	2	1
94-8020	Shield - Wire Harness	78	59	2	95-7507	O-Ring	68	3	1
94-8023	Guide	84	26	2	95-7508	Support #1-Axle	68	1	1
94-8024	Plunger	84	27	2	95-7509	Shaft-Differential Gear, LH	70	1	1
94-8025	O-Ring	22	3	1	95-7510	Pin-Knuckle	69	5	2
94-8026	Vent Assembly	22	12	1	95-7511	Gasket	69	4	2
94-8027	O-Ring	22	10	1	95-7512	Shaft-Differential Gear, RH	70	2	1
94-8028	O-Ring	22	11	1	95-7513	Support-Axle Case, LH	69	7	1
94-8029	Nut - Special	84	24	2	95-7515	Support-Axle Case, RH	69	8	1
94-8031	Boot	84	23	2	95-7517	Gear-15 Bevel	70	3	2
94-8132	Gasket - Head (1.48 mm)	44	53	1	95-7519	Gear-17 Bevel	70	8	2
94-8133	Gasket - Head (1.52 mm)	44	*	1	95-7521	Cover-Axle	72	8	2
94-8134	Gasket - Head (1.58 mm)	44	*	1	95-7522	Axle	72	1	2
94-8135	Gasket - Head (1.62 mm)	44	*	1	95-7523	Spacer	72	4	2
94-8142	Hydraulic Cylinder Asm.	59	42	1	95-7524	Gear-29 Bevel	72	6	2
94-8160	Washer	31	8	4	95-7527	Gear-17 Bevel	71	4	2
94-8246	Plate-Axle Pivot Rear	62	12	1	95-7529	Shaft-Bevel Gear	70	7	2
94-8247	Plate-Axle Pivot Front	63	67	1	95-7531	Case-Axle	71	1	2
94-8280	Seal	86	13	1	95-7533	Case-Gear	66	11	1
94-8281	Shaft - Pinion	86	19	1	95-7534	Case-Bearing	66	3	1
94-8282	Seal	86	18	1	95-7537	Bushing-Flange	68	4	2
94-8283	Shaft - Thru	86	8	1	95-7538	Case-Bevel Gear	69	1	2
94-8295	Gear Box	85	9	1	95-7540	Gasket	66	17	1
94-8297	Asm. - Pump, Gear	29	5	1	95-7541	Plate-Cover	66	16	1
94-8298	Hydraulic Tube Assembly	25	37	1	95-7544	Clip	72	3	4
94-8298	Tube Assembly - Oil Cooler	38	23	1	95-7547	Shim-0.1	69	10	2
94-8298	Tube Assembly - Oil Cooler	57	32	1	95-7548	Shim-0.2	69	*	2
94-8299	Asm. - Tube, Steering	10	45	1	95-7549	Shim-0.3	69	*	2
94-8299	Tube Assembly - Steering	26	51	1	98-3806	Bracket-Bulkhead	63	49	1
94-9959	Asm - Barrel	61	1	1	98-3806	Cylinder-Hydraulic	62	46	1
94-9960	Asm - Rod, Piston	61	12	1	98-3837	Gasket - Pump, Water	50	4	1
94-9961	Piston	61	3	1	98-3867	Washer-Thrust	62	15	2
94-9962	Gland - Cylinder	61	10	1	98-7070	Weight - Rear	57	40	1
94-9963	Ring - Retaining	61	9	1	98-7076	Stop-Axle	62	8	2
94-9964	Kit - Seal	61	*	1	98-7077	Pin-Axle Pivot	63	54	1
94-9965	Asm. - Head, Cylinder	44	*	1	98-7250	Clutch	27	37	1
94-9969	Screw - Connection	51	27	1	98-7253	Assembly - Armature	28	5	1
94-9983	Box - Degassing	37	41	1	98-9965	Bushing - Sleeve	40	24	4
94-9984	Sensor - Water Level	37	23	1	98-9966	Pulley - Camshaft	45	26	1
94-9994	Gasket	45	27	1	98-9967	Key	45	4	1
95-1821	Spring	10	40	1	98-9968	Screw	45	1	2
95-2741	Rim - Wheel	81	13	2	98-9970	Box - Outlet	49	3	1
95-2741	Rim - Wheel	80	17	2	98-9971	Hose - By-Pass	44	40	1
95-4351	Plate - Pivot	30	61	1	98-9972	Cover - Pump, Water	50	5	1
95-4352	Bracket - Neutral	30	60	1	99-4753	Butt & Tube Assembly	64	1	1
95-4354	Assembly - Hose	19	18	1	99-4754	Piston Rod Assembly	64	9	1
95-4354	Hose Assembly	34	44	1	99-7500	Clutch-Bidirectional	62	31	1
95-4356	Fitting - Hydraulic	33	35	1	99-7502	Motor-Hydraulic	62	23	1
95-4362	Asm. - Frontplate	31	7	1	99-7503	Tube & Clamp Assembly	63	73	1
95-4363	Asm. - Backplate	31	21	1	99-7525	Stud	69	14	4
95-4364	Asm. - Body	31	2	2	99-7526	Nut	66	15	2
95-4365	Asm. - Gear, Drive	31	3	1	99-7526	Nut	69	15	4
95-4366	Asm. - Gear, Idler	31	13	2	99-7527	Washer-Spring	66	14	2
95-4367	Gasket - Backup	31	5	2	99-7527	Washer-Spring	69	16	4
95-4368	Plate - Wear	31	4	2	99-7528	Nipple-Grease	69	17	2
95-4369	Seal	31	6	2	99-7529	Bushing	69	9	2

*Not Illustrated

TORO PART NUMBER INDEX (Cont.)

Part No.	Description	Pg. Ref.		Part No.	Description	Pg. Ref.	
		No.	Qty.			No.	Qty.
99-7530	Bearing—Ball	70	4 4	217-125	Rim	62	38 2
99-7531	Clip	70	6 2	218-446	Washer – Lock	18	3 1
99-7532	Bearing—Taper Roller	71	5 2	218-447	Nut – Hex.	18	4 1
99-7532	Bearing—Taper Roller	70	9 2	218-461	Nut – Hex	13	15 2
99-7534	Bearing—Double Ball	72	7 2	218-573	Fuse – 5A	17	21 2
99-7535	Plug	71	2 2	218-581	Fuse – 15A	17	21 1
99-7536	Washer—Seal	71	3 2	218-591	Coil Assembly	35	6 1
99-7538	O—Ring	72	9 2	218-592	Nut – Coil	35	7 1
99-7539	Clip	72	11 2	218-593	Fuse – 30A	17	* 1
99-7550	Shim—0.1	66	10 2	219-17	Bulb	18	*16 4
99-7551	Shim—0.2	66	* 2	232-27	Stem – Valve	7	19 2
99-7552	Shim—0.1	70	5 2	232-27	Stem – Valve	59	30 2
99-7553	SHim—0.2	70	* 2	232-27	Stem—Valve	62	39 2
99-7554	Shim—0.5	70	* 2	233-17	Knob	10	24 1
99-7555	Shim—0.3	72	5 2	233-39	Knob – Throttle	17	1 1
99-7556	Shim—0.2	72	* 2	233-42	Knob	19	13 3
99-7557	Shim—0.5	72	* 2	237-7	O—Ring	13	23 1
99-7558	Collar	70	10 2	237-7	O—Ring	84	25 2
99-7559	Washer—Lock	66	8 1	237-21	O—Ring	73	6 6
99-7560	Nut—Lock	66	9 1	237-21	O—Ring	19	21 3
99-7561	Bearing—Ball	72	10 2	237-22	O—Ring	10	3 9
99-7562	Bearing—Ball	67	12 2	237-22	O—Ring	33	5 7
99-7563	Stud	72	13 10	237-22	O—Ring	83	10 12
99-7564	Seal—Oil	72	2 2	237-22	O—Ring	19	17 2
99-7566	Transaxle – 2 Speed	3	17 1	237-22	O—Ring	25	28 1
99-7567	Differential Assembly	5	* 1	237-22	Seal – O—Ring	59	4 4
99-7570	Bearing—Taper Roller	66	2 2	237-22	Seal—O—Ring	62	2 8
99-7571	O—Ring	66	4 2	237-30	O—Ring	33	8 3
99-7572	Collar—Oil Seal	66	5 1	237-30	O—Ring	13	18 1
99-7573	O—Ring	66	6 1	237-30	O—Ring	3	24 1
99-7574	Seal—Oil	66	7 1	237-30	O—Ring	25	32 5
99-7575	Bolt	66	12 2	237-30	O—Ring	19	34 1
99-7576	Bolt	67	4 8	237-42	O—Ring	19	5 5
99-7577	Washer—Spring	67	5 8	237-42	O—Ring	83	8 11
99-7578	Shaft—Differential Pinion	67	6 1	237-42	O—Ring	84	32 2
99-7579	Pinion—Differential	67	7 2	237-42	O—Ring	62	42 3
99-7580	Washer—Differential Pinion	67	8 2	237-42	O—Ring	4	48 1
99-7581	Gear—Differential, Side	67	9 2	237-65	O—Ring	33	2 8
99-7582	Washer—Differential	67	10 2	237-65	O—Ring	62	11 2
99-7583	Washer—Differential	67	* 2	237-65	O—Ring	25	13 5
99-7584	Washer—Differential	67	* 2	237-65	O—Ring	57	22 6
99-7585	Shim—0.1	67	13 2	237-65	O—Ring	3	33 6
99-7586	Shim—0.2	67	* 2	237-65	Seal – O—Ring	6	5 2
99-7587	Shim—0.4	67	* 2	237-78	O—Ring	73	3 4
99-7588	Pin—Spring	67	11 1	237-78	O—Ring	19	43 1
99-7589	Plug	68	5 2	237-78	O—Ring	62	47 2
99-7589	Plug	71	8 2	237-78	Seal – O—Ring	59	43 2
99-7590	Washer—Seal	71	9 2	237-79	O—Ring	19	4 3
99-7590	Washer—seal	68	6 2	237-79	O—Ring	10	5 4
99-7591	Assembly—Oil Plug	68	7 1	237-79	O—Ring	33	14 6
99-7592	Bolt	68	8 8	237-79	O—Ring	73	23 3
99-7593	O—Ring	68	9 2	237-79	O—Ring	3	28 3
99-7596	Bolt	69	6 8	237-79	O—Ring	25	34 3
99-7596	Bolt	72	12 12	237-79	O—Ring	63	77 2
99-7597	Pin—Straight	69	11 4	237-80	O—Ring	35	2 2
99-7598	Bolt	69	12 4	237-80	O—Ring	33	4 6
99-7599	Bolt	69	13 8	237-80	O—Ring	32	23 3
100-2550	Screw – Cap, Hex. Hd.	65	1 6	237-80	O—Ring	25	30 5
100-2551	Back Plate Assembly	65	2 1	237-81	O—Ring	25	5 3
100-2552	Housing Assembly	65	6 1	237-81	O—Ring	62	22 1
100-2553	Seal—Shaft	65	11 1	237-136	Grommet	13	24 2
100-2554	Shaft – Drive	65	12 1	237-141	Grommet – Rubber	87	2 4
100-2555	Gear—43 Spiral Bevel	67	2 1	237-146	O—Ring	33	36 1
100-2555	Pinion—Spiral Bevel	66	1 1	237-161	O—Ring	29	6 1
100-2556	Stud	66	13 2	237-166	O—Ring	62	26 1
100-2557	Seal—Oil	69	2 2	237-167	O—Ring	3	27 1
100-2558	Bushing	69	3 2	240-6	Grommet	21	18 3
100-2560	Cover—Axle	71	6 2	240-11	Grommet	25	11 3
100-2561	O—Ring	71	7 2	242-34	Stud – Axle	7	21 10
100-2562	Bolt	71	10 8	242-50	Nut – Lug	59	35 10
217-124	Rim	7	18 2	249-49	Ring	26	48 4
217-125	Rim	59	31 2	2410-64	Plug – Dome	10	34 2

*Not Illustrated

TORO PART NUMBER INDEX (Cont.)

Part No.	Description	Pg. No.	Ref. No.	Qty.	Part No.	Description	Pg. No.	Ref. No.	Qty.
2410-64	Plug - Hole	57	55	3	302-2	Fitting - Grease	93	1	1
2411-36	Eye - Rod	9	2	3	302-2	Fitting - Grease	9	20	1
2411-36	Rod - End	3	3	1	302-2	Fitting - Grease	60	53	2
2411-36	Rod End	8	9	2	302-2	Fitting - Grease	63	55	1
2411-36	Rod End	10	21	1	302-5	Fitting - Grease	92	1	1
2411-36	Rod End	29	27	1	302-5	Fitting - Grease	8	2	2
2411-45	Joint - Ball R.H.	60	*	1	302-5	Fitting - Grease	84	2	8
2411-45	Tie Rod End	63	70	2	302-5	Fitting - Grease	82	17	2
2411-46	Joint - Ball L.H.	60	46	1	302-5	Fitting - Grease	80	19	2
2412-3	Clamp - Hose	37	1	3	302-5	Fitting - Grease	73	21	6
2412-3	Clamp - Hose	38	4	1	302-5	Fitting - Grease	91	24	1
2412-3	Clamp - Hose	57	45	2	302-5	Fitting - Grease	9	27	3
2412-31	Clip - Conduit	17	23	1	302-5	Fitting - Grease	29	37	3
2412-34	Clamp - Hose	25	27	1	302-5	Fitting - Grease	59	40	2
2412-34	Clamp - Hose	33	34	1	302-5	Fitting - Grease	77	48	2
2412-36	Clamp - Hose	37	7	5	302-5	Fitting - Grease	62	7	2
2412-36	Clamp - Hose	21	24	1	302-11	Fitting - Grease	59	22	2
2412-36	Clamp - Hose	26	47	1	302-14	Plug - Vent	3	15	1
2412-36	Clamp - Hose	57	51	1	302-33	Fitting - Grease 90°	89	1	1
2412-39	R-Clamp	17	27	1	302-33	Fitting - Grease 90°	63	69	1
2412-74	Clamp	13	14	1	302-55	Fitting - Lube	63	76	2
2412-74	Clamp - R	10	49	1	302-60	Fitting - Grease	27	43	1
2412-74	Clamp - R	62	20	1	302-60	Fitting - Grease 90°	77	50	2
2412-74	Clamp - R	11	63	1	304-46	Drain Cock	57	38	1
2412-104	Clamp - R	33	11	1	321-2	Screw - Cap Hex. Hd.	17	12	1
2412-104	Clamp - R	11	62	1	321-3	Screw - Cap Hex. Hd.	21	34	2
2412-108	Clamp - Hose	21	5	6	321-5	Screw - Cap Hex. Hd.	13	30	1
2412-108	Clamp - Hose	37	10	4	321-10	Screw - Cap Hex. Hd.	19	7	2
2412-109	Clamp - J	27	10	2	321-15	Screw - Cap Hex. Hd.	33	17	2
2412-122	Clamp Assembly	60	48	2	322-2	Screw - Cap Hex. Hd.	73	2	5
2412-123	Tie Rod Assembly	60	49	1	322-2	Screw - Cap Hex. Hd.	13	38	2
2412-125	Clamp - Hose	37	20	3	322-3	Screw - Cap Hex. Hd.	14	12	4
2412-129	Clamp - Hose	39	8	8	322-3	Screw - Cap Hex. Hd.	36	27	4
2412-129	Clamp - Hose	37	14	2	322-3	Screw - Cap Hex. Hd.	57	49	3
2412-129	Clamp - Hose	38	14	4	322-4	Screw - Cap Hex. Hd.	15	5	4
2412-129	Clamp - Hose	43	36	4	322-4	Screw - Cap Hex. Hd.	57	29	2
2412-133	Clamp - R	13	2	2	322-4	Screw - Cap Hex. Hd.	9	41	2
2412-137	R-Clamp	73	11	1	322-5	Screw - Cap Hex. Hd.	33	9	1
2412-138	Clamp - R	94	19	1	322-5	Screw - Cap Hex. Hd.	30	55	2
2412-138	Clamp - R	85	14	1	322-5	Screw - HH	79	12	3
2412-150	Clip - J	85	18	3	322-6	Screw - Cap Hex. Hd.	29	1	2
2412-150	Clip - J	4	49	1	322-6	Screw - Cap Hex. Hd.	33	18	1
251-259	Bearing - Ball	29	29	2	322-6	Screw - Cap Hex. Hd.	14	28	1
251-310	Bearing - Ball	27	16	2	322-7	Screw - Cap Hex. Hd.	29	30	1
251-314	Bearing	29	45	2	322-9	Screw - Hex. Hd.	38	22	1
251-321	Bearing - Ball	80	21	2	322-10	Screw - Cap Hex. Hd.	29	19	1
251-332	Spacer - Inner	80	20	2	322-21	Screw - Cap Hex. Hd.	9	31	3
253-43	Seal - Grease	29	40	1	322-21	Screw - Cap Hex. Hd.	78	61	4
253-154	Seal - Oil	88	5	2	323-4	Screw - Cap Hex. Hd.	1	30	1
253-154	Seal - Oil	93	5	2	323-4	Screw - Cap Hex. Hd.	21	40	7
253-154	Seal - Wave	89	7	2	323-4	Screw - Cap Hex. Hd.	36	41	1
254-72	Cup - Bearing	60	64	2	323-4	Screw - Hex. Hd.	84	5	4
254-92	Cone - Bearing	60	65	2	323-5	Screw - Cap Hex. Hd.	25	24	3
254-94	Cone - Bearing	86	4	1	323-6	Screw - Cap Hex. Hd.	10	10	4
254-106	Cone - Bearing	59	26	2	323-6	Screw - Cap Hex. Hd.	15	10	2
254-107	Cup - Bearing	59	27	2	323-6	Screw - Cap Hex. Hd.	1	24	1
256-10	Bushing - Flange	1	4	2	323-7	Screw - Cap Hex. Hd.	29	4	2
256-10	Bushing - Flange	9	22	4	323-7	Screw - Cap Hex. Hd.	21	20	2
256-90	Bushing - Flange	9	19	1	323-7	Screw - Cap Hex. Hd.	3	38	2
256-113	Bushing	29	52	2	323-7	Screw - Cap Hex. Hd.	8	10	2
256-237	Bushing - Sleeve	1	5	1	323-8	Screw - Cap Hex. Hd.	10	20	1
256-243	Bushing	87	27	2	323-9	Screw - Cap Hex. Hd.	3	1	1
283-2	Pin - Clevis	8	16	2	323-9	Screw - Cap Hex. Hd.	36	3	1
283-61	Pin - Clevis	84	20	6	323-9	Screw - Cap Hex. Hd.	9	14	1
285-22	Plug - Pipe	21	27	1	323-9	Screw - Cap Hex. Hd.	14	34	2
289-44	Nipple - Pipe	3	20	1	323-9	Screw - HH	63	72	2
289-50	Nipple - Pipe	3	18	1	323-12	Screw - Cap Hex. Hd.	9	29	2
2811-1	Fitting - 45° Elbow	57	39	1	323-13	Screw - Cap Hex. Hd.	91	2	2
2812-1	Fitting - Reducing Bushing	21	26	1	323-13	Screw - Cap Hex. Hd.	87	8	4
2812-11	Bushing - Reducer	3	16	1	323-13	Screw - Cap Hex. Hd.	92	9	3
2813-14	Elbow - Pipe 90°	3	19	1	323-14	Screw - Cap Hex. Hd.	85	7	2
302-2	Fitting - Grease	88	1	1	323-15	Screw - Cap Hex. Head	94	13	4

*Not Illustrated

TORO PART NUMBER INDEX (Cont.)

Part No.	Description	Pg. No.	Ref. No.	Qty.	Part No.	Description	Pg. No.	Ref. No.	Qty.
323-17	Screw - Cap Hex. Hd.	19	10	1	3234-12	Screw - Hex. Flange Hd.	3	12	2
323-17	Screw - Hex. Hd.	13	16	1	3234-12	Screw - Hex. Washer Hd.	21	1	2
323-20	Screw - Cap Hex. Hd.	38	8	2	3234-12	Screw - Hex. Washer Hd.	2	36	7
323-29	Screw - Cap Hex. Hd.	29	14	3	3234-13	Screw - Hex. Washer Hd.	25	7	2
323-33	Screw - Cap Hex. Hd.	36	8	2	3234-14	Screw - Hex. Flange Hd.	9	17	2
323-47	Screw - Cap Hex. Hd.	29	34	6	3234-14	Screw - Hex. Flange Hd.	14	35	6
324-4	Screw - Cap Hex. Hd.	33	6	2	3234-14	Screw - Hex. Hd. Flange	57	11	2
324-4	Screw - Cap Hex. Hd.	30	58	2	3234-19	Screw - Flange Head	27	39	1
324-12	Screw - Cap Hex. Hd.	36	17	3	3234-22	Screw - Flange Head	27	24	3
325-2	Screw - Cap Hex. Hd.	75	5	4	3234-29	Screw - Cap Flange Head	94	4	8
325-2	Screw - Cap Hex. Hd.	3	44	1	3234-30	Screw - Hex. Hd. Flange	7	6	6
325-4	Screw - Cap Hex. Hd.	7	27	1	3234-30	Screw - Hex. Flange Hd.	57	1	10
325-5	Screw - Cap Hex. Hd.	87	15	2	3234-32	Screw - Hex. Flange Hd.	59	11	2
325-5	Screw - Cap Hex. Hd.	2	47	2	3247-4	Screw - Set	73	27	2
325-6	Screw - Cap Hex. Hd.	62	25	2	3249-11	Screw - Machine Rd. Hd.	29	25	2
325-7	Screw - Cap Hex. Hd.	85	20	2	3250-20	Screw - Pan Phil. Hd.	94	1	8
325-7	Screw - Cap Hex. Hd.	87	24	2	3250-36	Screw	18	22	2
325-9	Screw - Cap Hex. Hd.	85	5	2	3250-36	Screw - Phillips Pan Hd.	1	7	2
325-9	Screw - Cap Hex. Hd.	27	29	2	3253-4	Washer - Lock	73	4	5
325-9	Screw - Cap Hex. Hd.	13	37	2	3253-4	Washer - Lock	15	6	4
325-11	Screw - Cap Hex. Hd.	77	18	2	3253-4	Washer - Lock	14	11	4
325-12	Screw - Hex. Flange Hd.	62	33	2	3253-4	Washer - Lock	36	26	4
325-14	Screw	27	12	1	3253-6	Washer - Lock	33	10	2
325-15	Screw - Cap Hex. Hd.	7	25	10	3253-6	Washer - Lock	75	10	2
325-18	Screw - Cap Hex. Hd.	58	4	2	3253-6	Washer - Lock	15	13	2
325-20	Screw - Cap Hex. Hd.	59	13	2	3253-6	Washer - Lock	30	59	2
325-33	Screw - Cap Hex. Hd.	75	3	2	3253-7	Washer - Lock	75	6	4
325-34	Screw - Hex. Flange Hd.	57	33	2	3253-15	Washer - Lock	21	30	5
325-35	Screw - Cap Hex. Hd.	77	2	4	3253-21	Washer - Lock	36	7	3
325-35	Screw - Cap Hex. Hd.	59	16	2	3253-21	Washer - Lock	10	9	4
325-35	Screw - Cap Hex. Hd.	57	41	2	3253-21	Washer - Lock	21	21	9
325-35	Screw - Cap Hex. Hd.	62	34	2	3253-21	Washer - Lock	1	25	2
325-36	Screw - Cap Hex. Hd.	62	16	2	3253-21	Washer - Lock	5	44	6
327-24	Screw - Cap Hex. Hd.	80	5	2	3253-33	Washer - Lock	14	18	1
327-24	Screw - Cap Hex. Hd.	81	6	2	3254-1	Washer - Lock	18	14	2
3210-5	Screw - Cap Hex. Hd.	59	45	2	3254-20	Washer - Lock, Int. Tooth	18	6	1
3212-5	Screw - Cap Hex. Hd.	75	9	2	3255-7	Washer - Lock Ext. Tooth	17	22	1
3212-5	Screw - Cap Hex. Hd.	15	14	2	3255-8	Washer - Lock Ext. Tooth	17	19	1
3213-2	Screw - Hex. Hd. Flange	29	8	2	3255-8	Washer - Lock, Ext. Tooth	36	20	2
3216-6	Screw - Cap Hex. Hd.	92	6	1	3256-2	Washer	15	7	4
3216-6	Screw - Cap Hex. Hd.	91	17	1	3256-2	Washer - Flat	14	10	8
3217-6	Nut - Hex.	14	17	1	3256-3	Washer	30	64	1
3217-9	Nut - Jam	79	6	3	3256-3	Washer - Flat	57	19	2
3217-26	Nut	18	15	2	3256-3	Washer - Flat	1	33	2
3218-2	Nut - Jam	14	20	4	3256-3	Washer - Flat	9	43	1
3218-2	Nut - Jam	9	40	2	3256-5	Washer - Flat	75	11	2
3218-18	Nut - Jam	84	7	2	3256-5	Washer - Flat	15	12	2
3218-19	Nut - Hex.	18	7	2	3256-22	Washer - Flat	10	41	1
3220-3	Nut - Jam	9	3	3	3256-23	Washer - Flat	57	2	6
3220-3	Nut - Jam	3	4	1	3256-23	Washer - Flat	13	39	2
3220-3	Nut - Jam	8	7	2	3256-24	Washer	15	9	4
3220-3	Nut - Jam	10	19	1	3256-24	Washer	18	23	2
3220-3	Nut - Jam	30	54	1	3256-24	Washer	17	30	1
3220-5	Nut - Jam	87	22	2	3256-24	Washer - Flat	36	4	4
3220-7	Nut - Jam	73	12	3	3256-24	Washer - Flat	27	7	6
3220-7	Nut - Jam	59	33	2	3256-24	Washer - Flat	19	11	2
3220-11	Nut - Jam	60	66	1	3256-24	Washer - Flat	21	11	9
3220-12	Nut - Jam LH Thread	87	20	2	3256-24	Washer - Flat	1	26	2
3230-16	Bolt - Carriage	15	2	4	3256-24	Washer - Flat	14	26	3
3231-22	Bolt - Carriage	2	34	2	3256-24	Washer - Flat	29	35	9
3234-1	Screw - Cap Hex. Hd.	85	8	6	3256-24	Washer - Flat	13	36	1
3234-1	Screw - Hex. Flange Hd.	29	31	4	3256-24	Washer - Flat	9	37	1
3234-1	Screw - Hex. Flange Hd.	77	34	1	3256-24	Washer - Flat	4	52	2
3234-4	Screw - Cap Hex. Hd.	3	43	2	3256-26	Washer - Flat	75	2	4
3234-4	Screw - Cap Hex. Hd.	62	4	1	3256-26	Washer - Flat	77	3	4
3234-11	Screw	36	15	6	3256-26	Washer - Flat	29	9	2
3234-11	Screw - Flange	37	27	3	3256-26	Washer - Flat	87	25	2
3234-11	Screw - Hex. Flange Head	88	6	6	3256-26	Washer - Flat	10	36	4
3234-11	Screw - Hex. Flange Head	93	6	6	3256-26	Washer - Flat	57	43	2
3234-11	Screw - Hex. Flange Head	89	8	6	3256-28	Washer - Flat	75	12	2
3234-11	Screw - Hex. Washer Hd.	57	28	5	3256-29	Washer - Flat	59	14	1
3234-12	Screw - Cap Hex. Hd.	59	17	2	3256-35	Washer - Flat	92	4	1

*Not Illustrated

TORO PART NUMBER INDEX (Cont.)

Part No.	Description	Pg. No.	Ref. No.	Qty.	Part No.	Description	Pg. No.	Ref. No.	Qty.
3256-49	Washer - Flat	13	6	1	3296-29	Nut - Lock	29	15	5
3256-67	Washer - Flat	94	18	8	3296-29	Nut - Lock	14	19	4
3256-70	Washer - Flat	27	36	3	3296-29	Nut - Lock	78	62	4
3256-71	Washer - Flat	29	16	3	3296-39	Nut - Lock	15	11	2
3256-71	Washer - Flat	33	19	1	3296-39	Nut - Lock	8	13	2
3256-71	Washer - Flat	10	47	2	3296-39	Nut - Lock	19	14	1
3256-71	Washer - Flat	60	55	1	3296-39	Nut - Lock	85	17	2
3256-71	Washer-Flat	63	57	1	3296-39	Nut - Lock	13	28	1
3256-77	Washer - Flat	17	7	1	3296-39	Nut - Lock	29	36	6
3256-78	Washer - Flat	17	10	1	3296-39	Nut - Lock	27	41	3
3256-78	Washer - Flat	1	13	2	3296-39	Nut-Hex. Lock	63	74	2
3272-1	Pin - Cotter	19	8	6	3296-42	Nut - Lock	17	9	2
3272-5	Pin - Cotter	84	16	6	3296-42	Nut - Lock	9	33	1
3272-5	Pin - Cotter	10	39	2	3296-42	Nut - Lock	21	36	2
3272-6	Pin - Cotter	8	18	2	3296-44	Nut - Lock	17	25	1
3272-9	Pin - Cotter	84	15	2	3296-45	Nut - Lock	60	58	2
3272-10	Pin - Cotter	10	38	1	3296-47	Nut - Lock	17	18	1
3272-11	Pin - Cotter	77	30	2	3296-47	Nut - Lock	33	21	1
3272-12	Pin - Cotter	77	4	2	3296-47	Nut - Lock	57	24	5
3272-12	Pin - Cotter	59	39	4	3296-47	Nut - Lock	27	44	1
3272-12	Pin-Cotter	63	64	2	3296-47	Nut - Lock	30	62	2
3272-13	Pin - Cotter	59	34	2	3296-49	Nut - Lock	88	2	1
3272-17	Pin-Cotter	62	27	2	3296-49	Nut - Lock	89	2	1
3273-17	Screw - Hex. Socket Hd.	76	5	4	3296-49	Nut - Lock	93	2	1
3274-19	Screw - Cap Socket Hd.	9	12	1	3296-49	Nut - Lock	10	12	2
3274-68	Screw - Socket Button Hd.	18	19	4	3296-53	Nut - Lock	80	3	2
3274-71	Screw - Soc. Hex. Hd.	27	1	2	3296-53	Nut - Lock	81	7	2
3274-87	Screw - Flat Hd. Socket	7	3	12	3296-59	Nut - Lock	9	1	4
3290-126	Screw - Hex. Washer Hd.	17	8	3	3296-59	Nut - Lock	3	7	1
3290-148	Nut - Lock	17	4	1	3296-59	Nut - Lock	8	8	2
3290-256	Pin - Cotter Hair	91	13	1	3296-59	Nut - Lock	29	24	3
3290-256	Pin - Cotter, Hair	77	22	2	3296-59	Nut - Lock	10	31	1
3290-256	Pin - Cotter, Hair	92	24	1	3296-59	Nut - Lock, Flange Head	94	9	4
3290-271	Rivet - Pop	57	5	2	3296-68	Nut-Lock	62	19	1
3290-282	Rivet - Pop	13	5	1	32104-37	Screw - Cap Hex. Hd.	60	54	1
3290-307	Pin - Cotter, Hair	13	26	1	32104-37	Screw-Cap Hex. Hd.	63	56	1
3290-357	Nut - Flange	93	8	6	32104-82	Screw - Hex. Washer Hd.	13	13	1
3290-357	Nut - Flange	89	10	6	32108-58	Screw - Machine Flat Hd.	73	25	4
3290-357	Nut - Flange	37	16	3	32120-15	Ring-Retaining	62	32	2
3290-357	Nut - Flange	85	19	2	32120-19	Ring - Retaining, Ext.	8	12	4
3290-357	Nut - Flange	2	38	2	32120-74	Ring - Retaining	30	67	1
3290-357	Nut - Flange Head	3	14	1	32121-6	Pin - Roll	10	35	1
3290-357	Nut - Flange Head	30	56	1	32121-6	Pin - Roll	3	45	1
3290-357	Nut - Lock	36	36	6	32121-10	Pin - Roll	10	16	1
3290-357	Nut - Lock, Flange Head	88	8	6	32121-11	Pin - Roll	87	12	2
3290-359	Screw - Round Hd.	1	21	3	32121-11	Pin - Roll	2	45	2
3290-378	Tie - Cable	87	3	2	32121-24	Pin - Roll	3	42	1
3290-378	Tie - Cable	37	9	2	32121-25	Pin - Roll	9	25	2
3290-378	Tie - Cable	36	37	1	32121-50	Pin - Roll	9	35	1
3290-378	Tie - Cable	11	60	2	32121-51	Pin - Roll	77	13	2
3290-379	Tie - Cable	19	6	1	32121-123	Pin - Roll	10	18	2
3290-467	Pin - Cotter, Hair	1	19	2	32122-24	Screw - Round Hd.	21	31	5
3290-467	Pin - Hair, Cotter	87	1	2	32128-16	Nut - Flange Lock	81	16	8
3290-477	Washer - Curved	30	57	2	32128-16	Nut - Hex. Lock	80	16	8
3290-483	Washer - Belleville	87	16	2	32128-19	Nut - Flange Hd.	77	1	2
3290-483	Washer - Belleville	2	44	4	32128-19	Nut - Flange Lock	14	33	2
3296-6	Nut - Lock	90	9	3	32128-19	Nut - Lock Flange Hd.	91	3	2
3296-6	Nut - Lock	28	10	3	32128-19	Nut - Lock, Flange	38	13	2
3296-9	Nut - Lock	29	18	2	32128-19	Nut - Lock, Flange Hd.	87	5	2
3296-12	Nut - Lock	17	24	2	32128-20	Nut - Lock	9	36	2
3296-15	Nut - Lock	91	11	1	32128-20	Nut - Lock Flange	57	26	2
3296-15	Nut - Lock	92	11	1	32128-20	Nut - Lock, Flange	38	9	2
3296-23	Nut-Lock	63	60	2	32128-20	Nut - Lock, Flange Head	33	12	1
3296-23	Nut - Hex. Lock	57	13	2	32128-20	Nut - Lock, Flange Head	94	12	8
3296-23	Nut - Lock	77	21	2	32128-21	Nut - Flange Hd.	77	35	1
3296-25	Nut - Lock	75	8	2	32128-23	Nut - Flange Hd.	77	42	4
3296-25	Nut - Lock	87	11	2	32128-23	Nut - Flange Lock	59	1	2
3296-25	Nut - Lock	27	27	5	32128-23	Nut - Hex. Flange Hd.	85	15	2
3296-25	Nut - Lock	87	28	2	32128-23	Nut-Flange Lock	62	1	2
3296-25	Nut - Lock	2	43	2	32128-25	Nut - Flange Lock	14	23	4
3296-29	Nut - Lock	84	1	4	32128-29	Nut - Lock	92	23	1
3296-29	Nut - Lock	15	3	4	32128-29	Nut - Lock Flange	91	19	1

*Not Illustrated

TORO PART NUMBER INDEX (Cont.)

Part No.	Description	Pg. Ref. No. No. Qty.	Part No.	Description	Pg. Ref. No. No. Qty.
32128-33	Nut - Flange Lock	18 18 4	33093-00	Washer - Flat	37 42 1
32128-33	Nut - Lock	13 10 2	33104-016	Screw - Hex. Hd. Flange	37 29 2
32128-33	Nut-Flange, Lock	63 53 1	33104-020	Screw - Hex. Hd. Flange	38 19 2
32128-37	Nut - Lock, Flange Hd.	36 13 3	33105-020	Screw - Hex. Hd. Flange	37 24 1
32128-43	Nut - Lock, Flange Head	79 1 3	33114-025	Screw-HH	62 29 1
32128-49	Nut - Flange Head	27 28 3	340-2	Adapter - Straight	83 12 2
32128-49	Nut - Hex. Flange	57 44 2	340-2	Fitting - Adapter	19 25 1
32128-49	Nut - Lock	60 59 2	340-4	Fitting - Hydraulic	33 28 1
32128-49	Nut-Lock	63 61 2	340-4	Fitting - Hydraulic	25 33 1
32128-50	Nut - Lock, Flange Hd.	7 9 4	340-6	Fitting - Adapter	25 31 1
32128-54	Nut - Flange	82 1 2	340-7	Fitting - Hydraulic	33 31 2
32128-54	Nut - Flange	91 7 1	340-8	Fitting - Adapter	25 14 1
32128-54	Nut - Flange	84 12 4	340-17	Fitting - Hydraulic 90°	33 3 2
32128-54	Nut - Flange	92 14 1	340-17	Fitting - Hydraulic 90°	25 39 1
32128-54	Nut - Flange	77 17 2	340-18	Fitting - Hydraulic 90°	34 37 2
32136-2	Nut	77 5 2	340-18	Fitting-Hydraulic 45°	62 21 2
32136-13	Nut - Slotted	59 38 2	340-55	Fitting - Hydraulic 45°	33 23 1
32136-13	Nut-Hex. Slotted	63 75 2	340-70	Nut - Bulkhead	59 6 2
32136-14	Nut - Hex. Slotted Hd.	60 61 2	340-70	Nut - Bulkhead	11 53 3
32136-14	Nut-Hex. Slotted Hd.	63 63 2	340-70	Nut - Lock, Bulkhead	83 1 6
32144-4	Screw - Hex. Washer Hd.	18 12 6	340-70	Nut-Bulkhead	62 5 3
32144-4	Screw - Hex. Washer Hd.	17 14 10	340-71	Union - Bulkhead	11 54 1
32144-4	Screw - Hex. Washer Hd.	10 28 4	340-72	Fitting - Hydraulic 90°	57 25 2
32144-4	Screw - Thread Forming	25 44 4	340-74	Nut - Bulkhead	57 30 2
32144-11	Screw - Hex. Flange Hd.	59 9 1	340-74	Nut-Bulkhead	62 13 1
32144-11	Screw - Hex. Flange Hd.	9 28 4	340-77	Elbow - Hydraulic 90°	83 16 2
32144-11	Screw - Hex. Washer Hd.	25 8 2	340-86	Fitting - Hydraulic, Tee	83 15 2
32144-11	Screw - Hex. Washer Hd.	27 8 5	340-87	Fitting - Hydraulic	83 9 3
32144-11	Screw - Hex. Washer Hd.	1 12 17	340-97	Fitting - Hydraulic 90°	59 44 2
32144-11	Screw - Hex. Washer Hd.	13 31 3	340-97	Fitting-Hydraulic 90°	63 48 2
32144-11	Screw - Hex. Washer Hd.	10 32 6	340-99	Fitting - Hydraulic 90°	19 35 1
32144-11	Screw - Hex. Washer Hd.	36 39 2	340-101	Fitting - Hydraulic	3 25 1
32144-11	Screw - Hex. Washer Hd.	19 40 2	340-109	Fitting - Tee (4wd Only)	25 42 1
32144-11	Screw-Hex. Washer Hd.	63 50 1	340-115	Fitting - Hydraulic Tee	34 47 2
32144-18	Screw - Hex. Washer Hd.	21 41 2	340-125	Fitting - Hydraulic Tee	73 14 1
32144-26	Screw - Hex. Washer Hd.	29 11 2	340-132	Fitting - Hydraulic 90°	73 13 2
32144-26	Screw - Hex. Washer Hd.	77 15 12	340-138	Fitting - Hydraulic	10 4 3
32144-41	Screw - Hex. Flange Hd.	60 69 1	340-139	Fitting - Hydraulic	25 22 1
32144-41	Screw-Hex. Flange Hd.	63 68 1	340-139	Fitting-Hydraulic 90°	62 24 1
32144-57	Screw - Hex. Washer Hd.	10 48 2	340-140	Fitting - Hydraulic Tee	73 5 1
32144-70	Screw - Hex. Flange Hd.	87 10 2	340-141	Fitting - Hydraulic	25 29 1
32144-70	Screw	94 15 2	340-147	Fitting - Hydraulic	25 17 1
32144-70	Screw - Hex. Flange Hd.	85 12 3	340-155	Fitting - Hydraulic	3 34 2
32148-10	Insert - Threaded	36 6 3	340-155	Fitting - Hydraulic 90°	33 13 2
32148-10	Insert - Threaded	57 7 4	340-157	Fitting - Tee	33 27 1
32148-10	Insert - Threaded	92 29 1	340-159	Fitting - Hydraulic	10 50 3
32148-10	Insert - Threaded	91 30 1	340-159	Fitting - Hydraulic 90°	34 40 2
32148-10	Insert - Threaded	2 35 10	340-165	Fitting - Hydraulic	33 30 1
32148-10	Insert - Threaded	21 38 3	340-166	Fitting	83 19 1
32148-10	Insert - Threaded	78 58 1	340-167	Fitting - Hydraulic	3 32 2
32151-10	Ring - Retaining	59 19 2	351-78	Edging - Seat	14 6 1
32151-62	Ring - Retaining	3 40 1	351-80	Clip - Edging	14 8 1
32151-72	Retainer - Push-On	57 20 2	353-508	Plug	62 43 2
32151-72	Retainer - Push-On	18 24 2	353-508	Plug Assembly	20 6 3
32151-72	Ring - Retaining	1 32 2	353-550	Plug (2wd Only)	25 40 1
32151-73	Ring - Clip	29 2 1	353-551	Plug	25 9 2
32151-76	Ring - Retaining	7 15 2	353-551	Plug Assembly	32 22 3
32151-104	Ring - Retaining	59 36 1	353-947	Cap - Fitting	25 19 1
32151-104	Ring-Retaining	62 9 2	353-947	Cap - Fitting	19 29 1
32152-1	Nut - Lock	38 24 1	353-947	Cap - Fitting	3 36 2
32152-1	Nut - Lock	9 45 3	354-77	Fitting - Test Port	19 30 1
32152-5	Nut - Lock	60 47 2	354-79	Cap - Fitting	34 46 2
32152-10	Nut - Lock	61 2 1	354-87	Fitting - Hydraulic 90°	25 21 1
32153-2	Nut - Lock	14 13 1	354-94	Fitting - Barb	21 16 1
33004-00	Nut - Hex. Flange	38 16 2	354-95	Fitting - Barb	21 14 1
33023-00	Nut - Lock, Nylon Insert	37 43 1	354-103	Male Hose Barb	26 45 1

*Not Illustrated

TABLE OF CONTENTS

Description	Page	Description	Page
Frame And Body Assembly	1-2	Radiator Assembly	57
Front Transaxle Installation Assembly	3-4	Additional Weight Assembly	58
Transaxle No. 99-7566	5	Rear Axle Assembly (Model No. 30450 Only)	59-60
Hydraulic Motor No. 92-2556	6	Hydraulic Cylinder No. 94-8142 (Model No. 30450 Only)	61
Front Axle Assembly	7	Rear Axle Assembly (Model No. 30455 Only)	62-63
Brake Linkage Assembly	8	Hydraulic Cylinder No. 98-3806 (Model No. 30455 Only)	64
Traction & Brake Pedals Assembly	9	Hydraulic Motor No. 99-7502 (Model No. 30455 Only)	65
Steering Tower Assembly	10-11	Rear Axle Assembly No. 95-7500 Bevel Pinion Shaft Assembly	66
Power Steering Valve No. 92-9729	12	Rear Axle Assembly No. 95-7500 Differential Assembly	67
Seat Plate Assembly	13	Rear Axle Assembly No. 95-7500 Axle Support Assembly	68
Seat Assembly	14	Rear Axle Assembly No. 95-7500 Bevel Gear Case Assembly	69
Low Seat Assembly (Optional)	15	Rear Axle Assembly No. 95-7500 Bevel Gear Shaft Assembly	70
Electrical Schematic	16	Rear Axle Assembly No. 95-7500 Axle Case Assembly	71
Control Console Assembly	17	Rear Axle Assembly No. 95-7500 Axle Assembly	72
Gage Panel Assembly	18	Lift Arm Assembly	73
Lift Valve Installation Assembly	19	Hydraulic Cylinder No. 86-5580	74
Lift Valve No. 92-7762	20	R.O.P.S. Assembly	75
Fuel Tank Assembly	21	Drive Shaft Assembly No. 86-1730	76
Fuel Filter Assembly No. 76-5300	22	Center Deck & Carrier Frame Assembly	77-78
Hydraulic Schematic Model No. 30450	23	Belt Tension Adjustor	79
Hydraulic Schematic Model No. 30455	24	Front Castor Fork Assembly	80
Hydraulic Reservoir Assembly	25-26	Rear Pivot Arm Assembly	81
PTO & Clutch Assembly	27	Hydraulic Cylinder No. 86-2190	82
Clutch Assembly No. 98-7250	28	Hydraulic Hose Assembly	83
Hydraulic Pump Installation Assembly	29-30	Pivot Arm Assembly	84
Gear Pump Assembly No. 94-8297	31	Gear Box, Mount & Drive Shaft Assembly	85
Traction Pump Assembly No. 86-5590	32	Gear Box Assembly No. 94-8295	86
Hydraulic Pump Fittings Assembly	33-34	Center Deck Pulley Assemblies	87
Solenoid Valve Assembly No. 76-9970 (Model No. 30455 Only)	35	Spindle Assembly (Center)	88
Engine & Battery Installation Assembly	36	Spindle Assembly (Clutch)	89
Engine Plumbing Assembly	37	Clutch Assembly No. 86-1710	90
Muffler & Air Cleaner Installation Assembly	38	Wing Deck Assembly L.H.	91
Crankcase Assembly	39	Wing Deck Assembly R.H.	92
Crankshaft Assembly	40-41	Spindle Assembly (Wings)	93
Cylinder Head Assembly	42-44	Cover Assembly	94
Camshaft & Fan Support Assembly	45	TORO Part Number Index	95-109
Timing Cover	46		
Intake & Exhaust Manifold Assembly	47		
Oil Pump Assembly	48		
Collector Assembly	49		
Water Pump Assembly	50		
Fuel Injection Pump Assembly	51		
Fuel Injector Assembly	52		
Alternator Assembly	53		
Starter Assembly	54		
Glow Plug & Glow Relay	55		
Air Cleaner No. 93-7485	56		

