



Groundsmaster[®] 4000-D

Traction Unit

Model No. 30410—230000201 and Up

Parts Catalog

Ordering Replacement Parts

To order replacement parts, please supply: the part number, the quantity, and the description of each part desired.

Understanding Reference Numbers

Each identified part in an illustration has a reference number. The reference number for a part also appears in the parts list, along with other information about the part.

This catalog uses two special reference number formats, one to indicate parts in a service assembly and another to indicate the quantity of a given part in an illustration.

Service Assembly Reference Numbers

Parts in service assemblies have reference numbers in the form **a:b**. The **a** represents the reference number of the entire service assembly and the **b** represents a sequential number unique to each part within the service assembly.

For example, a wheel assembly might be identified by reference number **6**, the tire by **6:1**, the valve by **6:2**, and the wheel by **6:3**. When you order the assembly identified by reference number **6**, you receive all parts identified by reference numbers **6:1**, **6:2**, and **6:3**. However, you may also order any part individually.

Reference numbers of this type appear in illustrations and in part lists.

Reference Numbers Indicating Quantity

In an illustration, if a reference number indicates more than one part, the reference number has the form **nX y**. The **n** represents the quantity of the part, the **X** is the multiplication symbol, and the **y** represents the reference number.

For example, in an illustration, the reference number **2X 37** means that two of the parts identified by reference number **37** are indicated.

Contents

Description	Page	Description	Page
Frame, Rear Axle Mount and Bumper Assembly	4	Lift Arm Hydraulic Plumbing Assembly	60
Manifold Assembly No. 100-3054	5	Steering Hydraulic Plumbing Assembly	61
4 Wheel Drive Rear Axle and Tire Assembly	6	Bevel Pinion Shaft Assembly	
Motor Assembly No. 104-0764	7	Rear Axle Assembly No. 100-3784	62
Hydraulic Cylinder Assembly	8	Differential Assembly	
Planetary, Brake and Tire Assembly	9	Rear Axle Assembly No. 100-3784	63
Planetary Assembly No. 105-4588-03	11	Axle Support Assembly	
Right Hand Brake Assembly No. 100-3069	12	Rear Axle Assembly No. 100-3784	64
Piston Motor Assembly No. 100-3052	13	Bevel Gear Case Assembly	
Power Take Off Manifold Assembly		Rear Axle Assembly No. 100-3784	65
No. 106-2039	14	Bevel Gear Shaft Assembly	
Left Hand Brake Assembly No. 100-3070	15	Rear Axle Assembly No. 100-3784	66
Power Take Off Manifold Assembly		Axle Case Assembly	
No. 100-3055	16	Rear Axle Assembly No. 100-3784	67
Power Take Off Manifold Assembly		Axle Assembly	
No. 105-4562	17	Rear Axle Assembly No. 100-3784	68
Steering Tower Assembly	20	Front Deck, Idler and Skid Assembly	69
Steering Valve Assembly No. 104-2213	22	Front Deck Spindle Assembly No. 104-3530	70
Traction Pedal and Linkage Assembly	23	Front Deck Spindle Assembly No. 104-3531	71
Brake Pedal and Linkage Assembly	24	Front Deck Castor Arm and Tire Assembly	72
Control Console and Tool Box Assembly	25	Front Deck Spindle Installation Assembly	73
Control Console Assembly	26	Front Deck Rear Discharge Chamber and	
Control Valve Assembly No. 105-4563	28	Cover Assembly	74
Fuel Tank, Battery and		Right Hand Deck, Idler and Skid Assembly	75
Roll-Over-Protection-System Assembly	30	Right and Left Hand Deck Spindle	
Front Deck Lift Arm and Cylinder Assembly	31	Assembly No. 104-3532	76
Hydraulic Cylinder Assembly No. 100-3016	33	Right and Left Hand Castor Arm and	
Motor Assembly No. 99-5489	34	Tire Assembly	77
Side Deck Lift Arm, Cylinder and		Right and Left Hand Deck Spindle	
Latch Assembly	35	Installation Assembly	78
Hydraulic Cylinder Assembly No. 99-5496	36	Right Hand Deck Rear Discharge Chamber and	
Side Deck Lift Arm and Damper Assembly	37	Cover Assembly	79
Hood and Screen Assembly	39	Left Hand Deck, Idler and Skid Assembly	80
Air Cleaner and Muffler Assembly	40	Left Hand Deck Rear Discharge Chamber and	
Air Cleaner Assembly No. 99-5410	41	Cover Assembly	81
Water/Fuel Separator Filter Assembly		Electrical Schematic	82
No. 98-9305	42	Hydraulic Schematic	83
Radiator, Oil Cooler and Support Assembly	43	Crankcase Assembly	84
Engine and Mount Assembly	45	Oil Pan Assembly	85
Fan Drive and Flywheel Assembly	46	Cylinder Head Assembly	86
Hydraulic Reservoir and Filter Assembly	47	Gear Case Assembly	87
Filter Manifold Assembly No. 100-5558	48	Head Cover Assembly	88
Pump Installation and Filter Assembly	49	Oil Filter Assembly	89
Pump Assembly	51	Dipstick and Guide Assembly	90
Manual Servo Control Assembly No. 93-6306	52	Oil Pump Assembly	91
Gear Pump Assembly No. 100-3051	53	Breather Assembly	92
Gear Pump Assembly No. 100-3051	54	Main Bearing Case	93
Piston Pump Assembly No. 105-4567	55	Camshaft and Idler Gear Shaft Assembly	94
Piston Pump Assembly No. 105-4567	56	Piston and Crankshaft Assembly	95
Traction Manifold Assembly No. 105-4516	57	Flywheel Assembly	96
Traction Hydraulic Plumbing Assembly	58	Fuel Camshaft and Governor Shaft Assembly	97
Power Take Off Hydraulic Plumbing Assembly	59	Engine Stop Lever Assembly	98

Contents (Continued)

Description	Page	Description	Page
Injection Pump Assembly	99	Water Pump Assembly	111
Injection Pump Component Parts Assembly ...	100	Water Pipe Assembly	112
Governor Assembly	101	Fan Assembly	113
Speed Control Plate Assembly	102	Valve and Rocker Arm Assembly	114
Nozzle Holder and Glow Plug Assembly	103	Inlet Manifold Assembly	115
Fuel Filter and Fuel Pump	104	Exhaust Manifold Assembly	116
Alternator and Pulley Assembly	105	Turbo Charger Assembly	117
Alternator Component Parts Assembly	106	Oil Pipe (Turbo Charger) Assembly	118
Starter Assembly	107	Oil Cooler Assembly	119
Starter Component Parts Assembly	108	Muffler Gasket and Glow Controller	120
Oil Switch / Thermometer and Plug Assembly .	109	Engine Operator's Manual	121
Water Flange and Thermostat Assembly	110	Gasket Kit	122

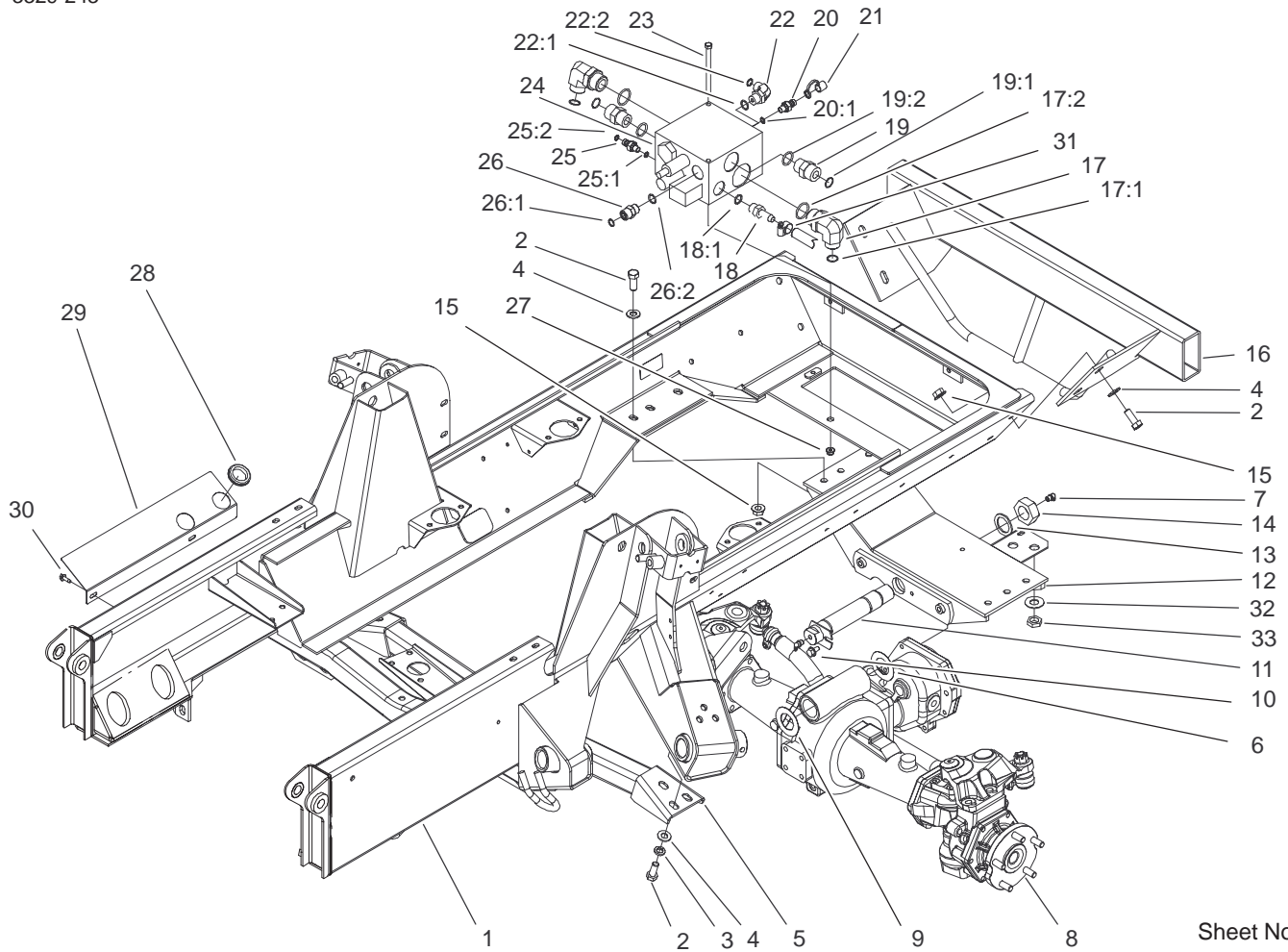
Accessories

Description	Model / Part No.	Description	Model / Part No.
Guardian Recycler Conversion Kit	30420	Deluxe Grammer Seat Suspension	30396
Speed Control Kit	30421	Road Light Kit	30428
Center Cutting Unit	30417	Air Conditioner Mounting Kit	30427
Left Cutting	30416	Rotary Broom	30426
Right Cutting	30415	Debris Blower	30425
Seat Kit	30398	Test Box - Switch	105-281 1
Armrest Kit	30707		

Part Description Abbreviations

Part descriptions in this catalog may include the following abbreviations.

Abbreviation	Meaning	Abbreviation	Meaning
AR	as required	HYD	hydraulic
ASM	assembly	INC	incorporated
CARR	carriage	LH	left hand
DEG	degrees	NI	nylon insert
FH	flat head	PPH	Phillips pan head
GA	gauge	PTH	Phillips truss head
HF	hex flange	PTO	power take off
HH	hex head	RH	right hand
HHF	hex head flange	SFH	slotted fillister head
HLH	hex lag head	SHH	slotted hex head
HJ	hex jam	SQH	square head
HOC	height-of-cut	SHWH	slotted hex washer head
HS	hex socket	SPH	slotted pan head
HSBH	hex socket button head	SRH	slotted round head
HSFH	hex socket flat head	STD	standard
HSH	hex socket head	TAP	self tapping
HWH	hex washer head	TTH	Torx truss head
HWHTF	hex washer head thread forming	WH	wing head

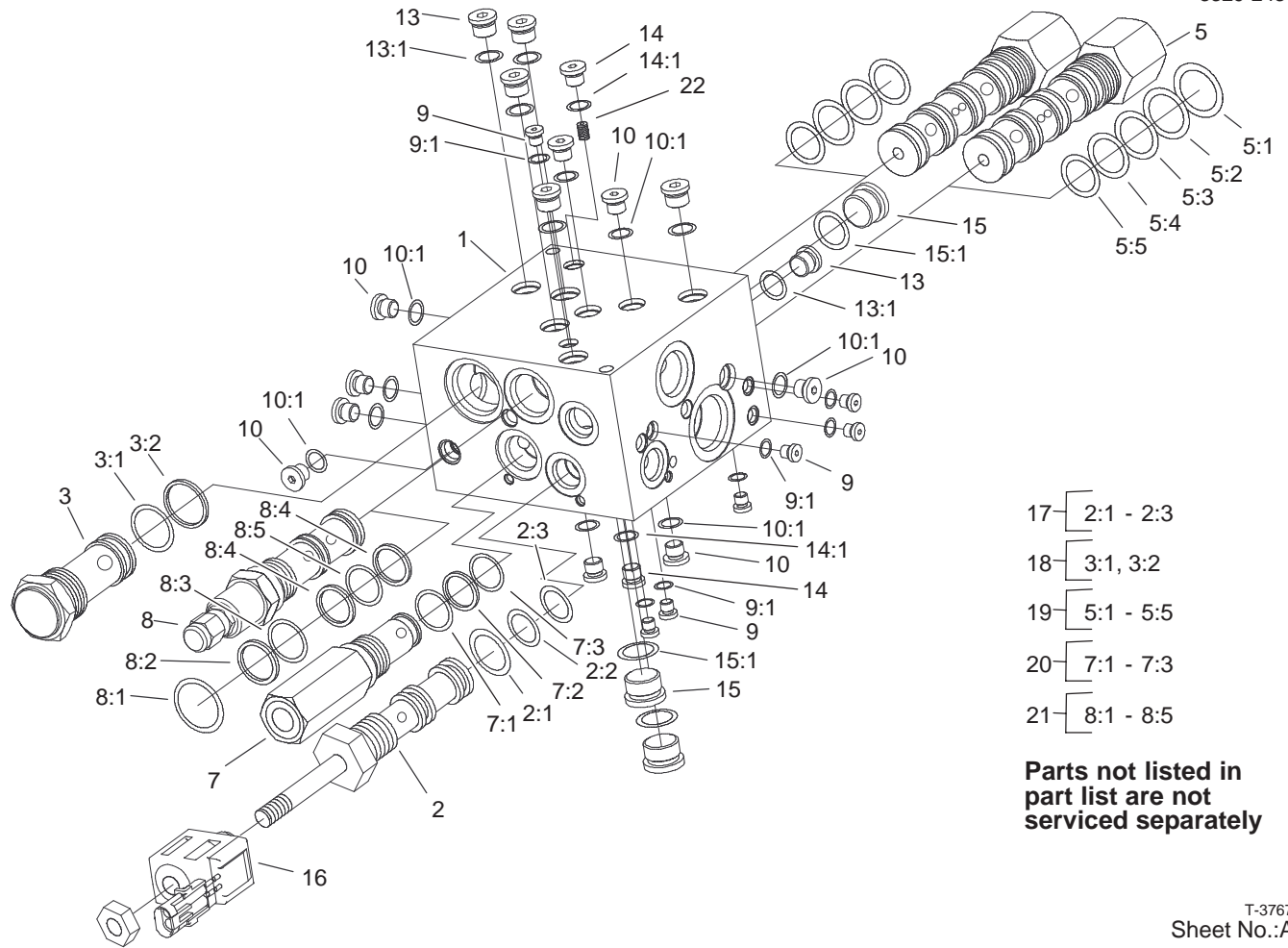


Sheet No.:2

Frame, Rear Axle Mount and Bumper Assembly

Ref. No.	Part No.	Qty.	Description
1	99-5450-03	1	Frame ASM
2	325-5	16	Screw-HH
3	3253-7	6	Washer-Lock
4	3256-26	16	Washer-Flat
5	100-8100-03	1	Support Frame ASM
6	99-8432	1	Washer-Thrust
7	302-33	2	Fitting-Grease
8	100-3784	1	Drive Axle ASM
9	99-8431	1	Washer-Thrust
10	32144-14	1	Screw-HWH
11	98-7077	1	Pin-Axle, Rear
12	106-4265-03	1	Rear Mount ASM
13	92-1765	1	Washer-Thrust
14	3296-68	1	Nut-Lock, NI
15	32128-23	10	Nut-HF
16	104-7505-03	1	Bumper ASM
17	340-15	2	Fitting-HYD, 90°
17:1	237-58	1	O-Ring
17:2	237-146	1	O-Ring
18	354-121	1	Fitting-HYD, Straight
18:1	237-79	1	O-Ring
19	340-9	2	Fitting-Straight
19:1	237-58	1	O-Ring
19:2	237-81	1	O-Ring
20	354-77	1	Fitting-Quick
20:1	237-78	1	O-Ring

Ref. No.	Part No.	Qty.	Description
21	354-79	1	Cap-Dust
22	340-98	1	Fitting-HYD, 90°
22:1	237-79	1	O-Ring
22:2	237-30	1	O-Ring
23	322-29	2	Screw-HH
24	100-3054	1	Manifold-4wd
25	340-92	1	Fitting-HYD, Straight
25:1	237-78	1	O-Ring
25:2	237-21	1	O-Ring
26	340-4	1	Adapter
26:1	237-30	1	O-Ring
26:2	237-79	1	O-Ring
27	104-8300	2	Nut-Flange, NI
28	240-3	2	Grommet-Rubber
29	104-3562-03	1	Shield-Splash
30	32104-95	2	Screw-HWH
31	2412-36	1	Clamp-Hose
32	69-8940	2	Washer
33	340-70	2	Nut-Lock

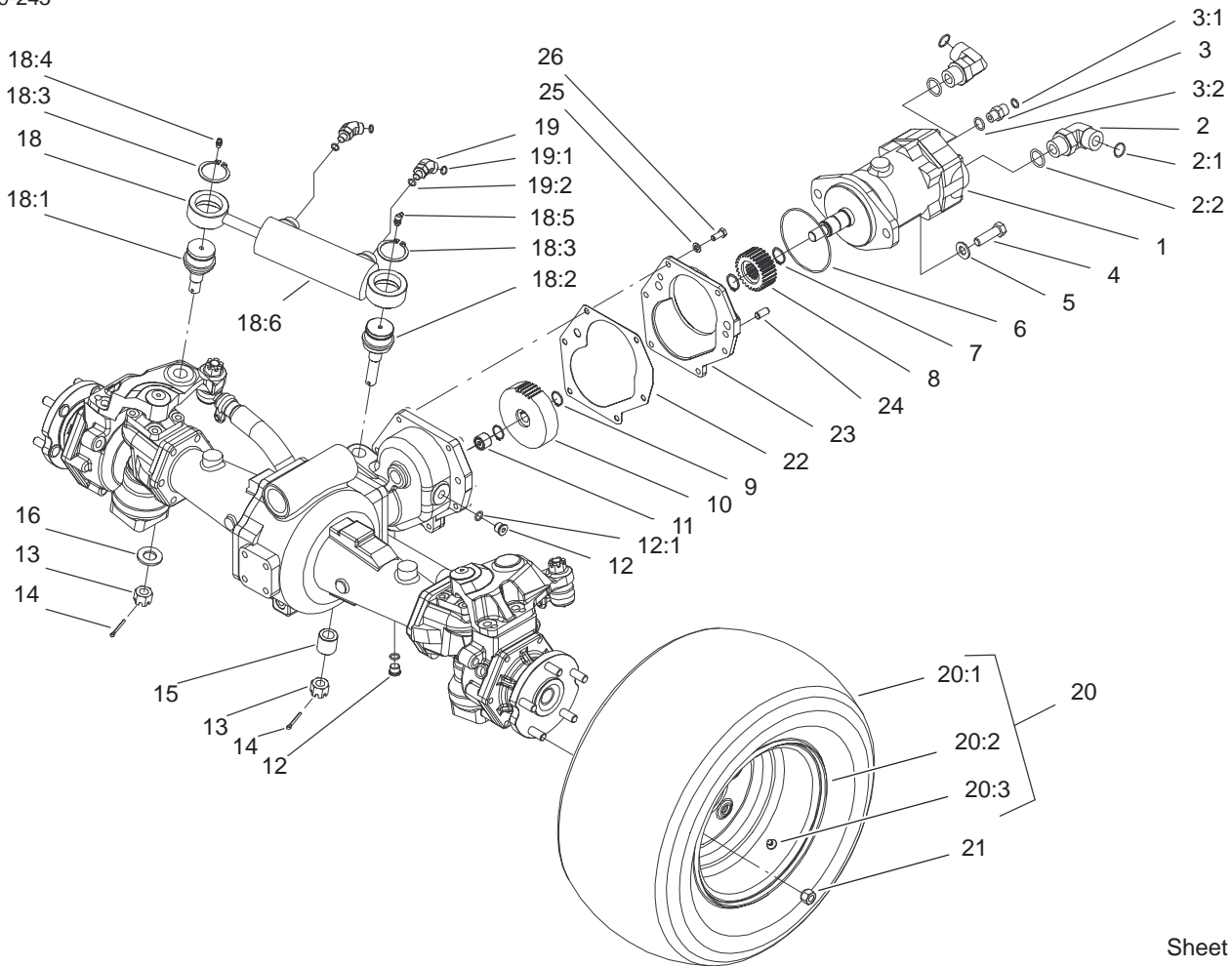


T-3767
Sheet No.:A1

Manifold Assembly No. 100-3054

Ref. No.	Part No.	Qty.	Description	Ref. No.	Part No.	Qty.	Description
☆1		1	Manifold				
2	104-8603	1	Valve-Solenoid				
2:1	99-5505	1	Seal Kit				
3	104-8604	1	Valve-Check				
3:1	99-5506	1	Seal Kit				
5	104-8605	2	Valve-Control				
5:1	99-5507	1	Seal Kit				
7	99-5508	1	Valve-Relief				
8	99-5509	1	Valve-Reducing				
9	353-991	7	Plug-Hex, Hollow				
9:1	237-156	1	O-Ring				
10	354-137	8	Plug				
10:1	237-86	1	O-Ring				
13	353-989	6	Plug-Hex, Hollow				
13:1	237-42	1	O-Ring				
14	353-990	3	Plug				
14:1	237-78	1	O-Ring				
15	354-70	3	Plug-Hex, Hollow				
15:1	237-80	1	O-Ring				
16	104-4264	1	Coil-Solenoid				
17	99-5505	1	Seal Kit				
18	99-5506	1	Seal Kit				
19	99-5507	2	Seal Kit				
20	99-5503	1	Seal Kit				
21	104-4266	1	Seal Kit				
22	106-6766	1	Plug-Orifice				

☆ Not serviced separately



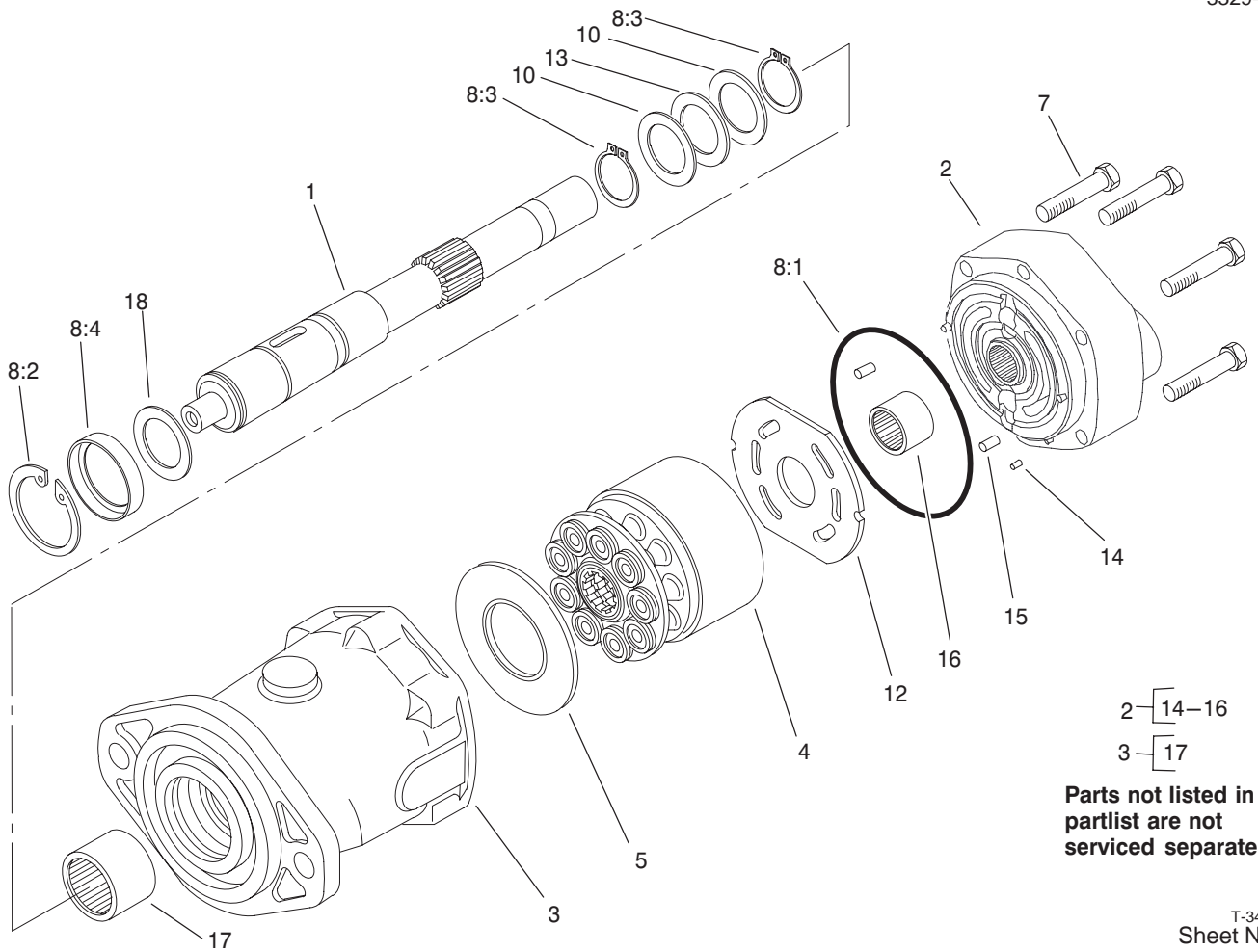
Sheet No.:3

4 Wheel Drive Rear Axle and Tire Assembly

Ref. No.	Part No.	Qty.	Description
1	104-0764	1	Motor-Piston
2	340-142	2	Fitting-HYD, 90°
2:1	237-58	1	O-Ring
2:2	237-81	1	O-Ring
3	340-2	1	Fitting-Straight, HYD
3:1	237-22	1	O-Ring
3:2	237-42	1	O-Ring
4	325-7	2	Screw-HH
5	3256-26	2	Washer-Flat
6	237-166	1	O-Ring
7	32120-76	2	Ring-Snap, Ext
8	104-0755	1	Pinion-27 Tooth
9	32120-15	2	Ring-Snap, Ext
10	100-3053	1	Gear-45 Tooth
11	74-5700	1	Bearing-Needle, Roller
12	353-989	2	Plug-Hex, Hollow
12:1	237-42	1	O-Ring
13	32136-14	2	Nut-SHH
14	3272-12	2	Pin-Cotter
15	100-3796	1	Spacer-Joint, Ball
16	92-5836	1	Washer
18	105-0775	1	Steering Cylinder ASM
18:1	92-5838	1	Joint-Ball
18:2	100-3795	1	Joint-Ball

Ref. No.	Part No.	Qty.	Description
18:3	32151-104	2	Ring-Retaining, External
18:4	302-5	1	Fitting-Grease
18:5	302-60	1	Fitting-Grease
☆18:6	104-0764	1	Cylinder-Steering
19	340-54	2	Elbow-45°
19:1	237-22	1	O-Ring
19:2	237-78	1	O-Ring
☆20	100-3796	2	Wheel And Tire ASM
20:1	94-5236	1	Tire
20:2	100-2582	1	Rim
20:3	232-27	1	Stem-V valve
21	93-5268	10	Nut-Lug
22	95-7540	1	Gasket
23	95-7541	1	Plate-Cover
24	104-2353	2	Pin-Dowel
25	3253-4	6	Washer-Lock
26	33114-020	6	Screw-HH

☆ Not serviced separately



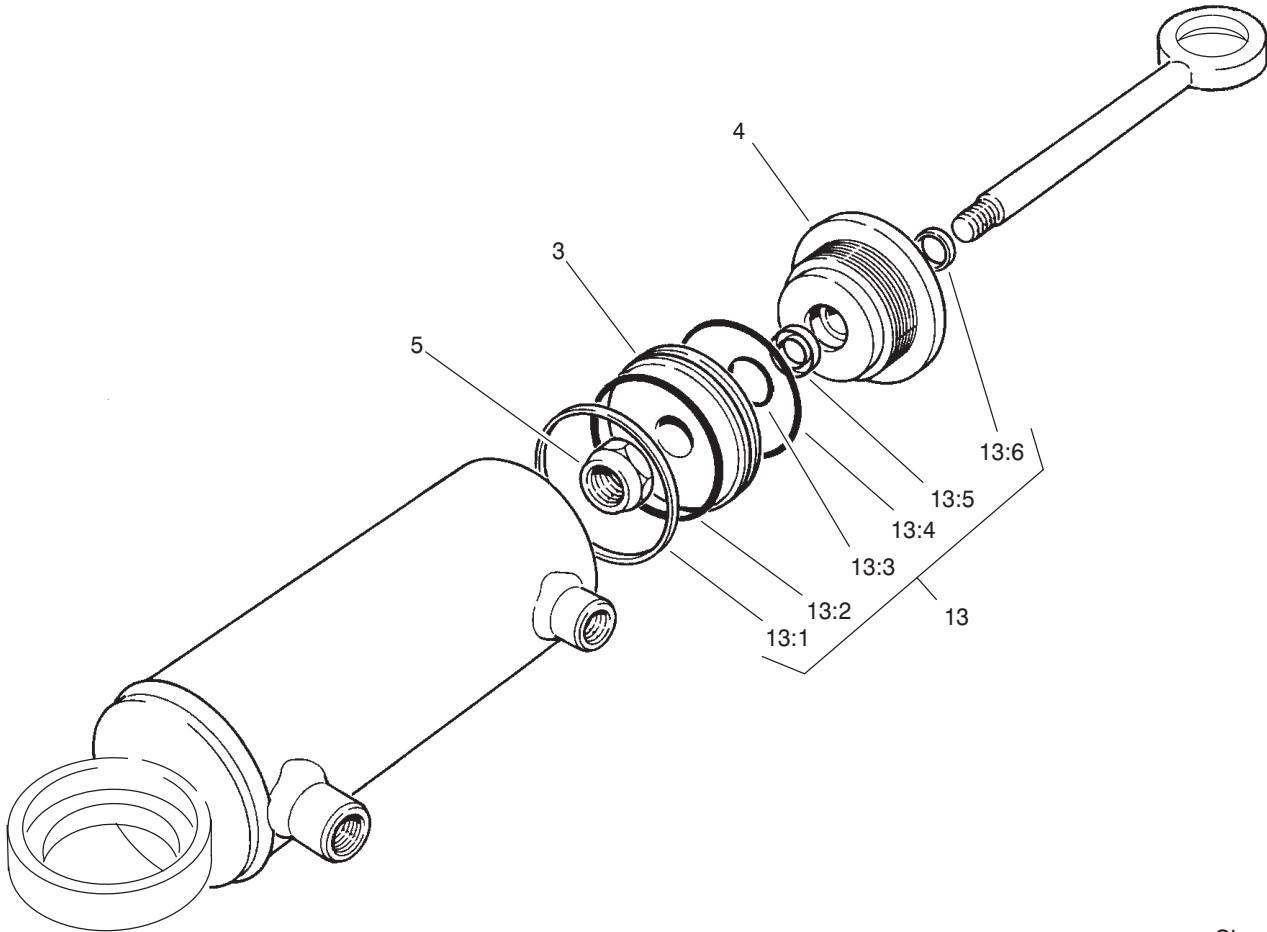
T-3496
Sheet No.:A2

Motor Assembly No. 104-0764

Ref. No.	Part No.	Qty.	Description
1	105-2853	1	Shaft-Drive
2	105-2854	1	Backplate ASM
3	105-2855	1	Housing ASM
4	76-6910	1	Rotating Kit
5	76-6970	1	Insert-Plate, Cam
7	94-3002	6	Capscrew
8	106-6876	1	Seal Kit
★8:1		1	O-Ring
8:2	93-6360	1	Retaining Ring
8:3	76-7000	2	Ring-Retaining
8:4	105-3331	1	Seal-Shaft
10	76-6950	2	Race-Thrust
12	94-3003	1	Plate-V alve
13	76-6960	1	Bearing-Thrust
★14		3	Pin-Dowel
★15		1	Pin-Dowel
★16		1	Bearing-Needle
★17		1	Bearing-Needle
18	60-6240	1	Washer

Ref. No.	Part No.	Qty.	Description

★ Not serviced separately



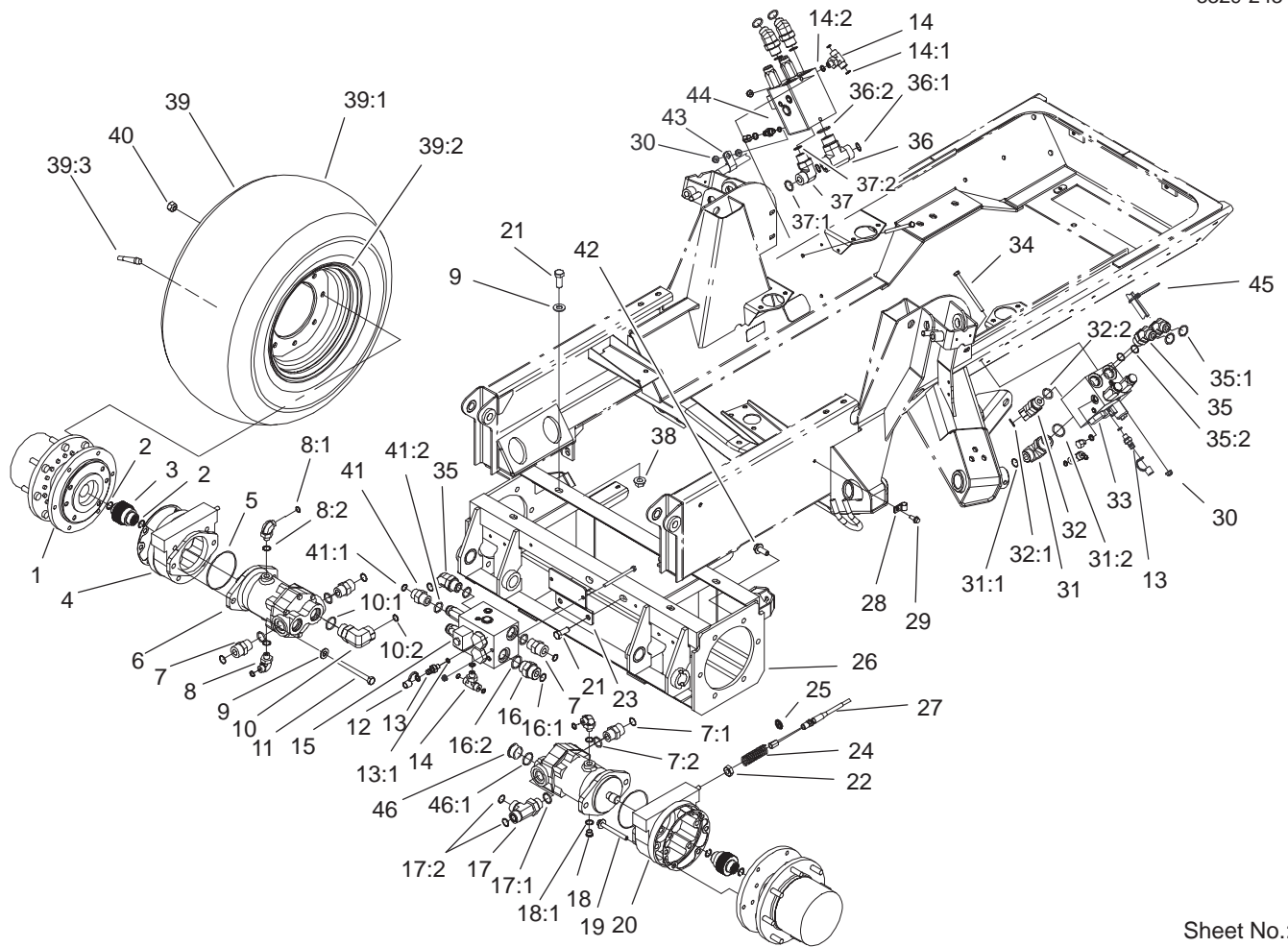
T-3527
Sheet No.:A3

Hydraulic Cylinder Assembly

Ref. No.	Part No.	Qty.	Description
3	66-1940	1	Piston
4	92-6588	1	Gland
5	66-1930	1	Locknut
13	92-6593	1	Seal Kit
☆13:1		1	Seal
☆13:2		1	O-Ring
☆13:3		1	O-Ring
☆13:4		1	O-Ring
☆13:5		1	U-Cup
☆13:6		1	Wiper

Ref. No.	Part No.	Qty.	Description

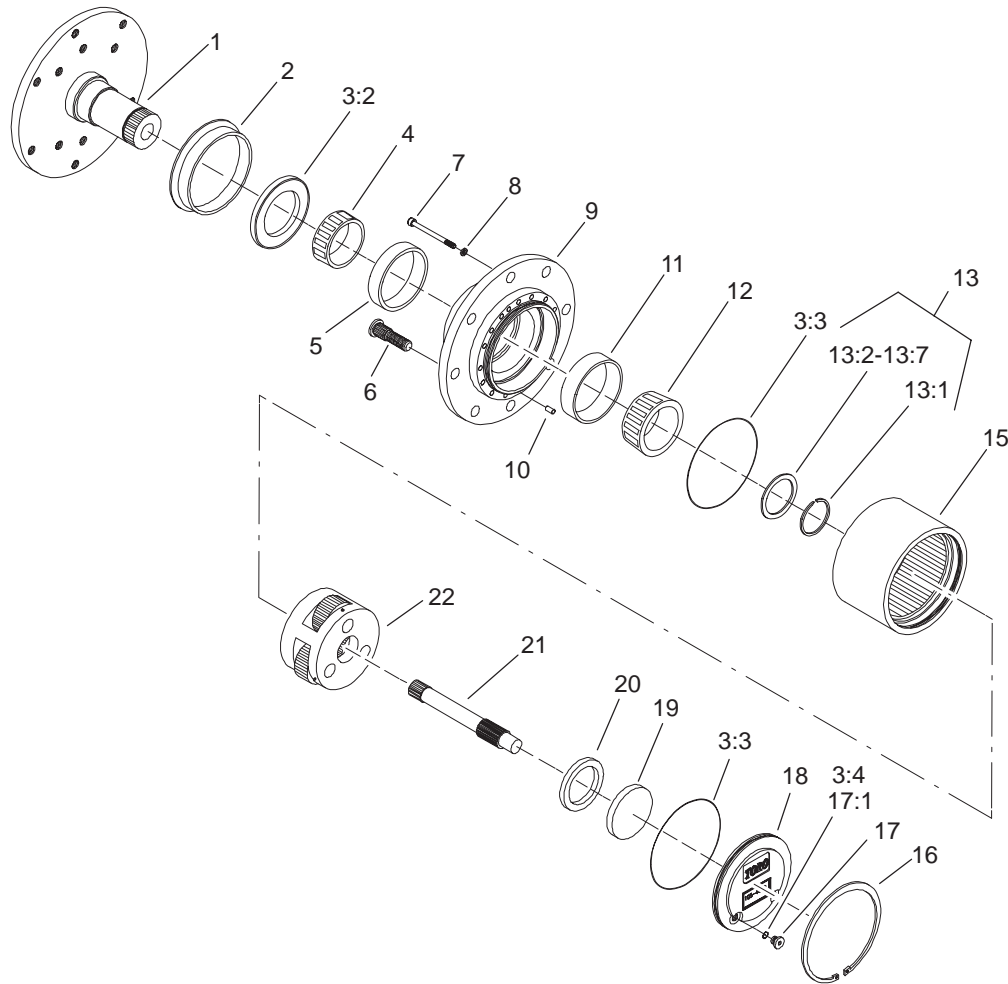
☆ Not serviced separately



Sheet No.:4

Planetary, Brake and Tire Assembly

Ref. No.	Part No.	Qty.	Description	Ref. No.	Part No.	Qty.	Description
1	105-4588-03	2	Planetary ASM	16:1	237-58	1	O-Ring
2	93-7972	4	Ring-Retaining, Internal	16:2	237-146	1	O-Ring
3	100-3046	2	Shaft-Brake, Splined	17	340-148	1	Fitting-Tee
4	100-3069	1	Brake ASM	17:1	237-81	1	O-Ring
5	237-166	2	O-Ring	17:2	237-58	2	O-Ring
6	100-3052	2	Piston Motor ASM	18	353-989	1	Plug-Hex, Hollow
7	340-9	4	Fitting-Straight	18:1	237-42	1	O-Ring
7:1	237-58	1	O-Ring	19	33106-090	8	Screw-HHF
7:2	237-81	1	O-Ring	20	100-3070	1	Brake ASM
8	340-99	3	Fitting-HYD, 90°	21	325-5	8	Screw-HH
8:1	237-30	1	O-Ring	22	3218-4	2	Nut-Jam
8:2	237-42	1	O-Ring	23	104-0746-03	1	Bracket-Manifold
9	3256-26	10	Washer-Flat	24	94-3088	2	Spring-Compression
10	340-129	1	Fitting-HYD, 90°	25	94-3050	2	Plate-Spring
10:1	237-146	1	O-Ring	26	105-7491-03	1	Front Frame ASM
10:2	340-65	1	O-Ring	27	99-5501	2	Brake Cable ASM
11	33116-120	4	Screw-HH	28	2412-93	2	Clamp-R
12	354-79	3	Cap-Dust	29	32144-11	2	Screw-T AP
13	354-77	3	Fitting-Quick	30	104-8300	7	Nut-Flange, NI
13:1	237-78	1	O-Ring	31	340-15	1	Fitting-HYD, 90°
14	340-94	3	Adapter	31:1	237-58	1	O-Ring
14:1	237-22	2	O-Ring	31:2	237-146	1	O-Ring
14:2	237-42	1	O-Ring	32	100-5530	1	Fitting-45 °
15	106-2039	1	PTO Manifold ASM	32:1	237-58	1	O-Ring
16	340-91	1	Adapter	32:2	237-81	1	O-Ring
				33	100-3055	1	PTO Manifold ASM



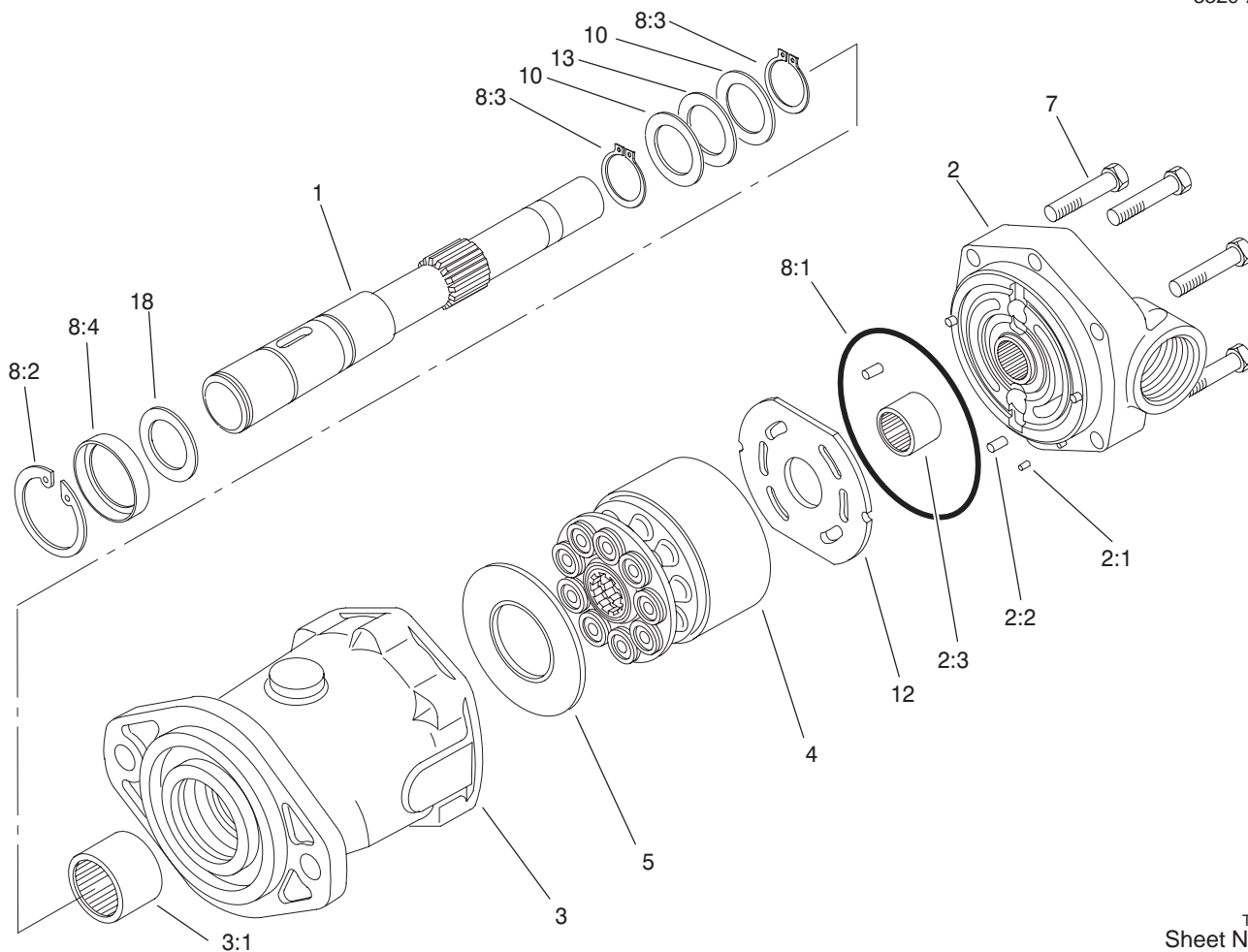
Sheet No.:A4

Planetary Assembly No. 105-4588-03

Ref. No.	Part No.	Qty.	Description
☆1		1	Spindle
2	105-8122	1	Seal-Boot
3	105-8137	1	Seal Kit
☆3:2		1	Seal-Oil
☆3:3		2	O-Ring, End Cap
3:4	237-78	2	O-Ring, Plug
4	105-8120	1	Bearing-Cone
5	105-81 19	1	Bearing-Cup
6	105-8124	8	Stud-Wheel
7	105-8125	16	Bolt-Socket Head
8	3253-18	16	Washer-Lock/Sp
☆9		1	Housing
10	105-8121	2	Pin-Dowel
11	105-81 17	1	Bearing-Cup
12	105-81 18	1	Bearing-Cone
13	105-8136	1	Part Kit
☆13:1		1	Ring-Snap
☆13:2		1	Shim-Bearing, 2.9mm
☆13:3		1	Shim-Bearing, 2.8mm
☆13:4		1	Shim-Bearing, 2.7mm
☆13:5		1	Shim-Bearing, 2.6mm
☆13:6		1	Shim-Bearing, 2.5mm
☆13:7		1	Shim-Bearing, 2.4mm
15	105-81 13	1	Gear-Ring
16	105-8132	1	Ring-Retaining
17	353-990	2	Plug

Ref. No.	Part No.	Qty.	Description
17:1	237-78	1	O-Ring
18	105-8138	1	Cap-End
19	105-8135	1	Plug,Thrust
20	106-6864	1	Washer-Thrust
21	105-81 16	1	Shaft,Drive
22	106-6865	1	Secondary Carrier ASM

☆ Not serviced separately



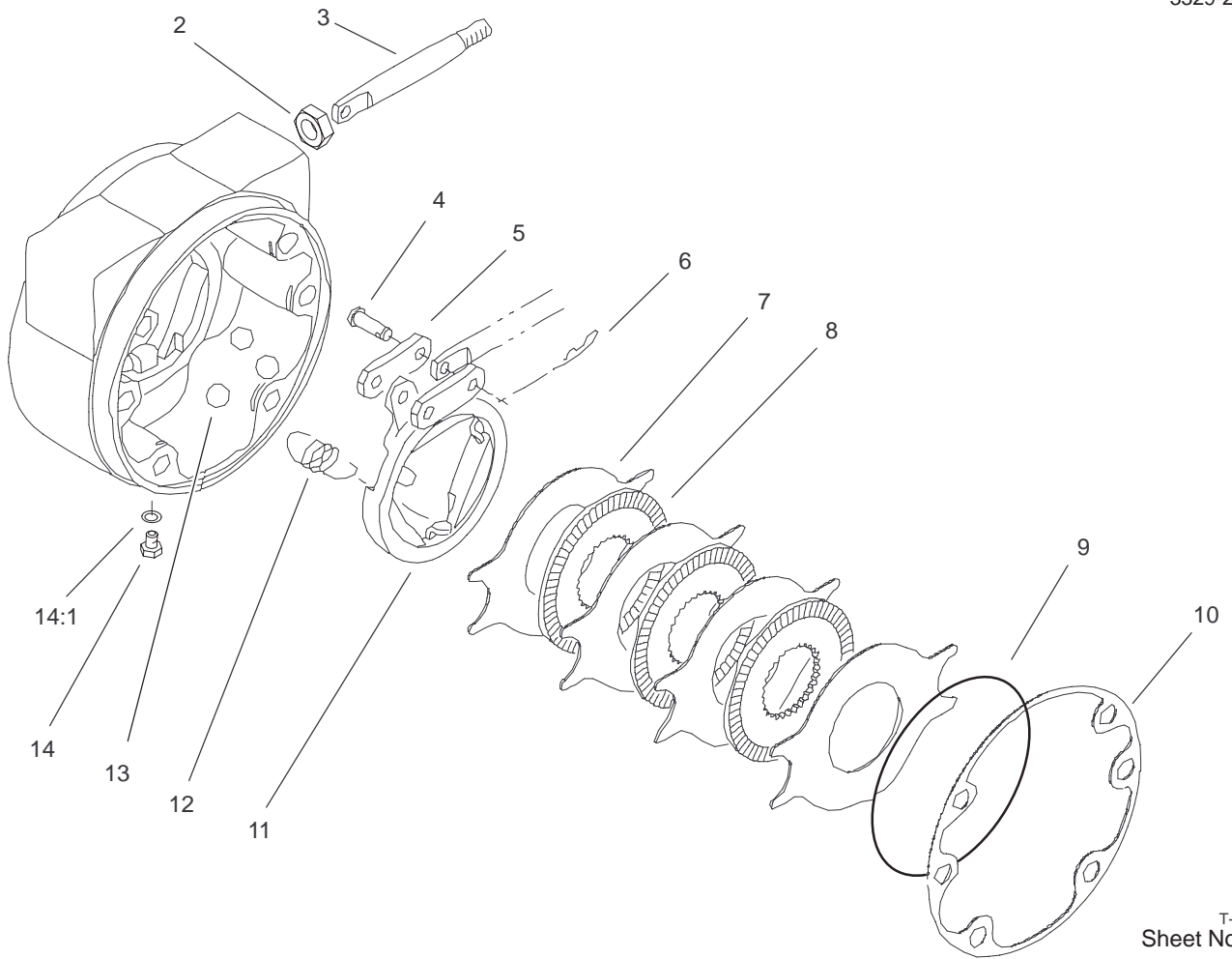
T-3496
Sheet No.:A6

Piston Motor Assembly No. 100-3052

Ref. No.	Part No.	Qty.	Description
1	94-3004	1	Shaft-Drive, Splined
2	105-2851	1	Backplate ASM
☆2:1		3	Pin-Dowel
☆2:2		1	Pin-Dowel
☆2:3		1	Bearing-Needle
3	105-2852	1	Housing ASM
☆3:1		1	Bearing-Needle
4	76-6910	1	Rotating Kit
5	76-6970	1	Insert-Plate, Cam
7	94-3002	6	Capscrew
8	106-6876	1	Seal Kit
☆8:1		1	O-Ring
8:2	93-6360	1	Retaining Ring
8:3	76-7000	2	Ring-Retaining
8:4	105-3331	1	Seal-Shaft
10	60-6160	2	Race
12	94-3003	1	Plate-V valve
13	76-6960	1	Bearing-Thrust
18	60-6240	1	Washer

Ref. No.	Part No.	Qty.	Description

☆ Not serviced separately

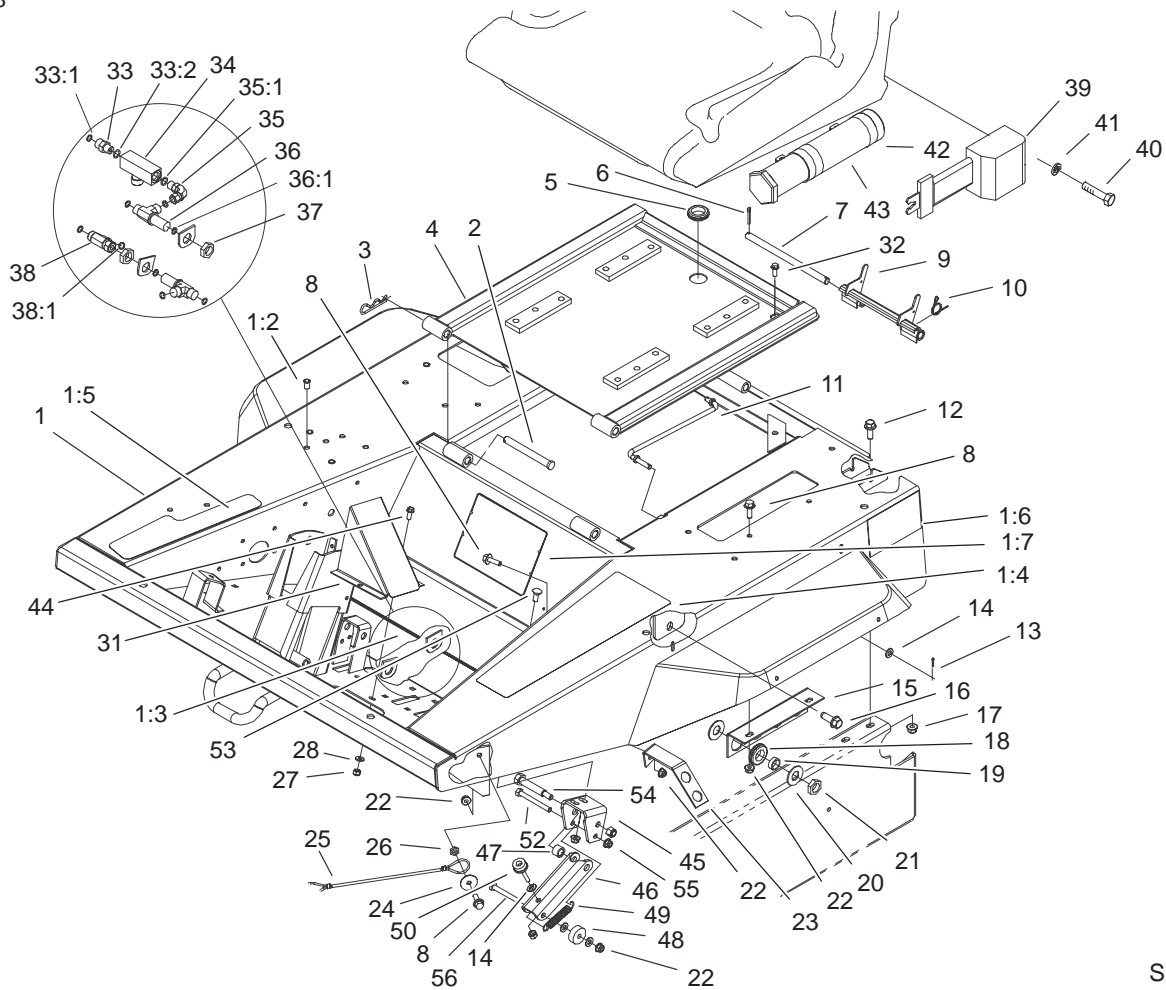


T-3760
Sheet No.:A8

Left Hand Brake Assembly No. 100-3070

Ref. No.	Part No.	Qty.	Description
2	93-7977	1	Seal
3	93-7978	1	Rod-Pull
4	93-7983	2	Pin-Clevis
5	93-7980	2	Link
6	93-7979	2	Pin-Hitch
7	93-7986	4	Disc-Stationary
8	104-4278	3	Disc-Rotating
9	93-7976	1	Ring-Retaining
10	93-7984	1	Gasket
11	104-4279	1	Actuator-Rotating
12	93-7987	3	Spring-Extension
13	93-7985	3	Ball
14	353-990	2	Plug
14:1	237-78	1	O-Ring

Ref. No.	Part No.	Qty.	Description

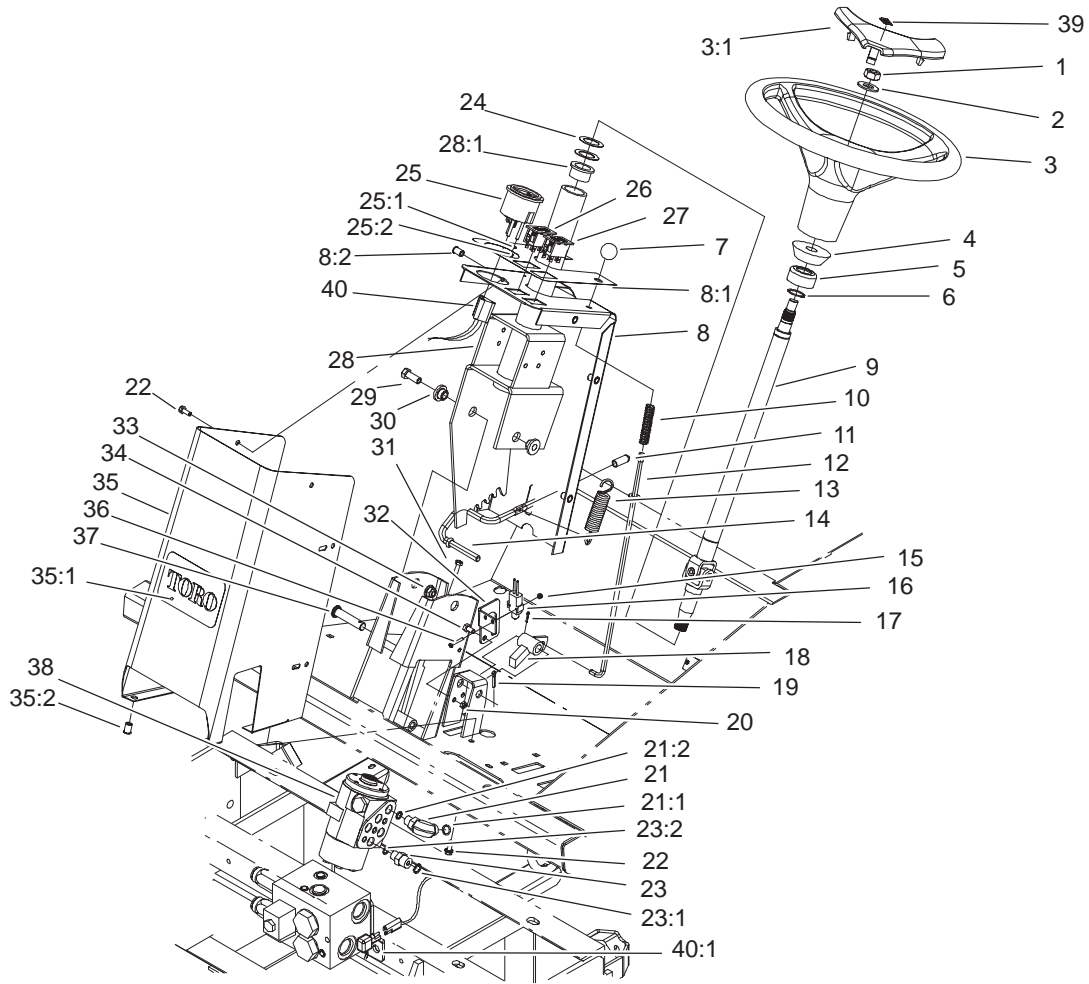


Sheet No.:5

Platform and Seat Base Assembly

Ref. No.	Part No.	Qty.	Description
1	100-3033	1	Platform ASM
1:2	32148-6	14	Insert-Nut
1:3	93-5349	2	Abrasive-Floor
1:4	93-5507	1	Abrasive-Platform
1:5	104-3599	1	Decal-Pedal, Traction
1:6	94-8099	2	Decal-4wd
1:7	106-6764	1	Decal-Operating Instruction, Ce
2	93-5343	2	Pin-Clevis
3	3290-355	2	Pin-Hair
4	100-3060-03	1	Seat Plate ASM
5	240-5	1	Grommet
6	3272-1 1	2	Pin-Cotter
7	93-5366	1	Shaft-Latch
8	3234-29	4	Screw-HHF
9	93-5363	1	Latch ASM
10	93-5367	1	Spring-Torsion
11	93-5338	1	Rod-Prop
12	3234-42	2	Screw-HHF
13	3272-5	2	Pin-Cotter
14	3256-23	5	Washer-Flat
15	100-3149-03	1	Bracket-Bulkhead
16	32144-67	2	Screw
17	104-8301	2	Nut-Flange, NI
18	240-4	4	Grommet-Rubber
19	69-8970	4	Spacer

Ref. No.	Part No.	Qty.	Description
20	69-8940	8	Washer
21	340-70	4	Nut-Lock
22	104-8300	9	Nut-Flange, NI
23	100-5500-03	1	Support
24	3256-57	1	Washer-Flat
25	93-9595	1	Lanyard
26	3218-3	1	Nut-Jam
27	3296-42	2	Nut-Lock, NI
28	3256-22	2	Washer-Flat
31	100-3045-01	1	Cover-T ubes
32	3234-4	1	Screw-HHF
33	340-2	1	Fitting-Straight, HYD
33:1	237-22	1	O-Ring
33:2	237-42	1	O-Ring
34	98-9742	1	Valve-Control, Flow
35	340-1 10	1	Fitting-90 °, Swivel
35:1	237-42	1	O-Ring
36	340-68	2	Fitting-T ee, Bulkhead
36:1	237-22	3	O-Ring
37	340-70	2	Nut-Lock
38	340-1 15	1	Fitting-T ee
38:1	237-22	2	O-Ring
39	100-4928	1	Belt-Seat
40	3212-4	2	Screw-HH
41	3253-6	2	Washer-Lock

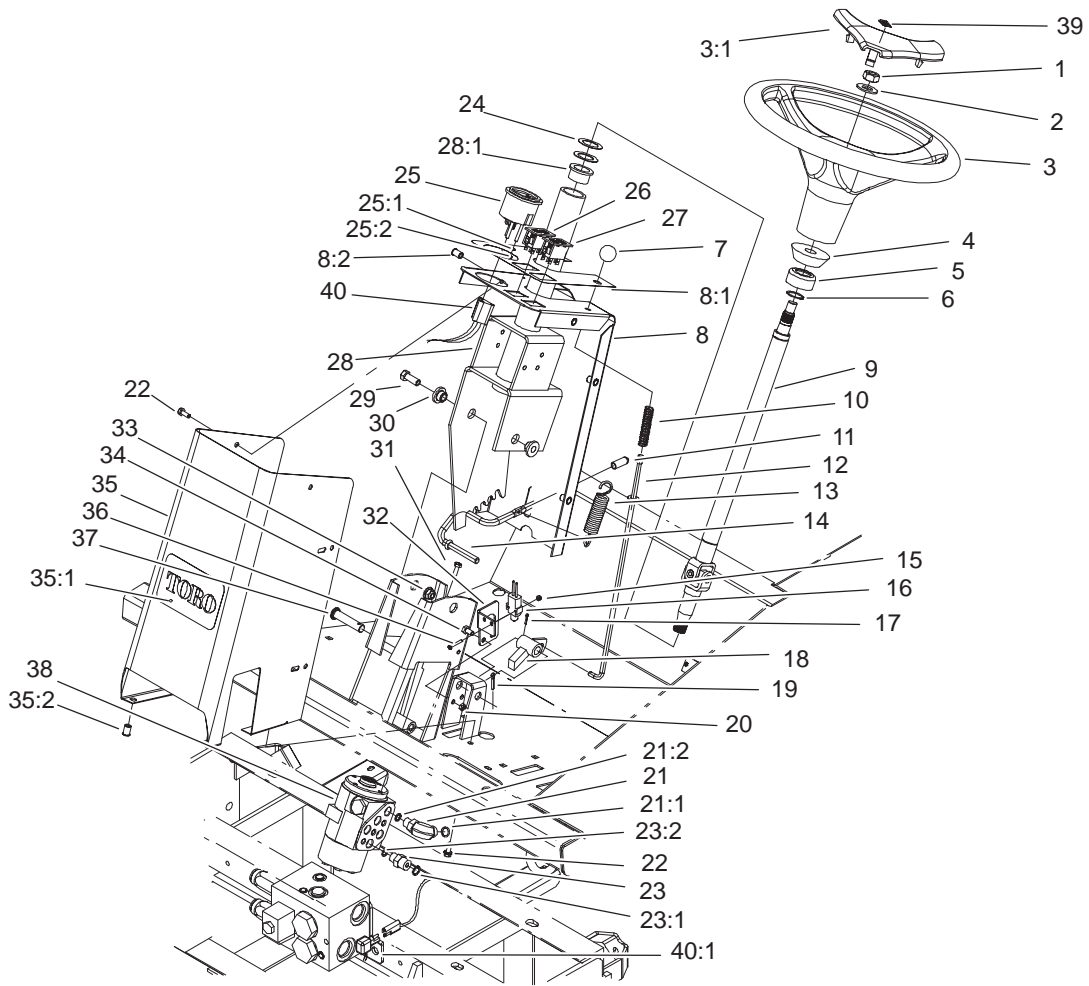


Sheet No.:6

Steering Tower Assembly

Ref. No.	Part No.	Qty.	Description
1	93-5590	1	Nut-Hex
2	3256-27	1	Washer-Flat
3	98-1471	1	Wheel-Steering
3:1	98-1468	1	Cover-Wheel, Steering
4	93-5429	1	Collar-Foam
5	93-5439	1	Seal-Steering
6	32151-29	2	Ring-Retaining
7	93-5312	1	Knob
8	104-2274	1	Tower Cover ASM
8:1	104-2277	1	Decal-Tower
8:2	32148-6	6	Insert-Nut
9	93-5428	1	Steering Shaft ASM
10	71-8310	1	Spring-Compression
11	93-5446	1	Cap-Vinyl
12	104-8308	1	Rod ASM
13	93-5985	1	Spring-Extension
14	93-5989	1	Rod-Tilt
15	3296-9	2	Nut-Lock, NI
16	99-3410	1	Switch
17	3272-5	1	Pin-Cotter
18	93-5276-03	1	Brake Pawl ASM
19	3272-10	1	Pin-Cotter
20	3296-42	2	Nut-Lock, NI
21	340-77	1	Fitting-HYD, 90°
21:1	237-22	1	O-Ring

Ref. No.	Part No.	Qty.	Description
21:2	237-42	1	O-Ring
22	3234-33	10	Screw-HHF
23	340-2	4	Fitting-Straight, HYD
23:1	237-22	1	O-Ring
23:2	237-42	1	O-Ring
24	256-260	4	Washer-Thrust
25	98-9308	1	Gauge-Temperature
25:1	3254-1	3	Washer-Lock, Int
25:2	3217-27	3	Nut-Hex
25:3	105-9265	1	Bulb And Lamp ASM
26	100-8070	1	Lamp-Warning
27	100-8071	1	Lamp-Warning
28	104-8332	1	Steering Column ASM
28:1	256-132	2	Bushing-Flange
29	323-6	2	Screw-HH
30	93-5988	2	Hub-Pivot
31	33103-016	4	Screw-HHF
32	104-0128	1	Bracket-Switch
33	104-8301	2	Nut-Flange, NI
34	321-3	2	Screw-HH
35	100-3038	1	Steering Tower ASM
35:1	67-1300	1	Decal-Toro
35:2	32148-6	4	Insert-Nut
36	3250-35	2	Screw-PPH
37	283-5	1	Pin-Clevis
38	104-2213	1	Valve-Steering

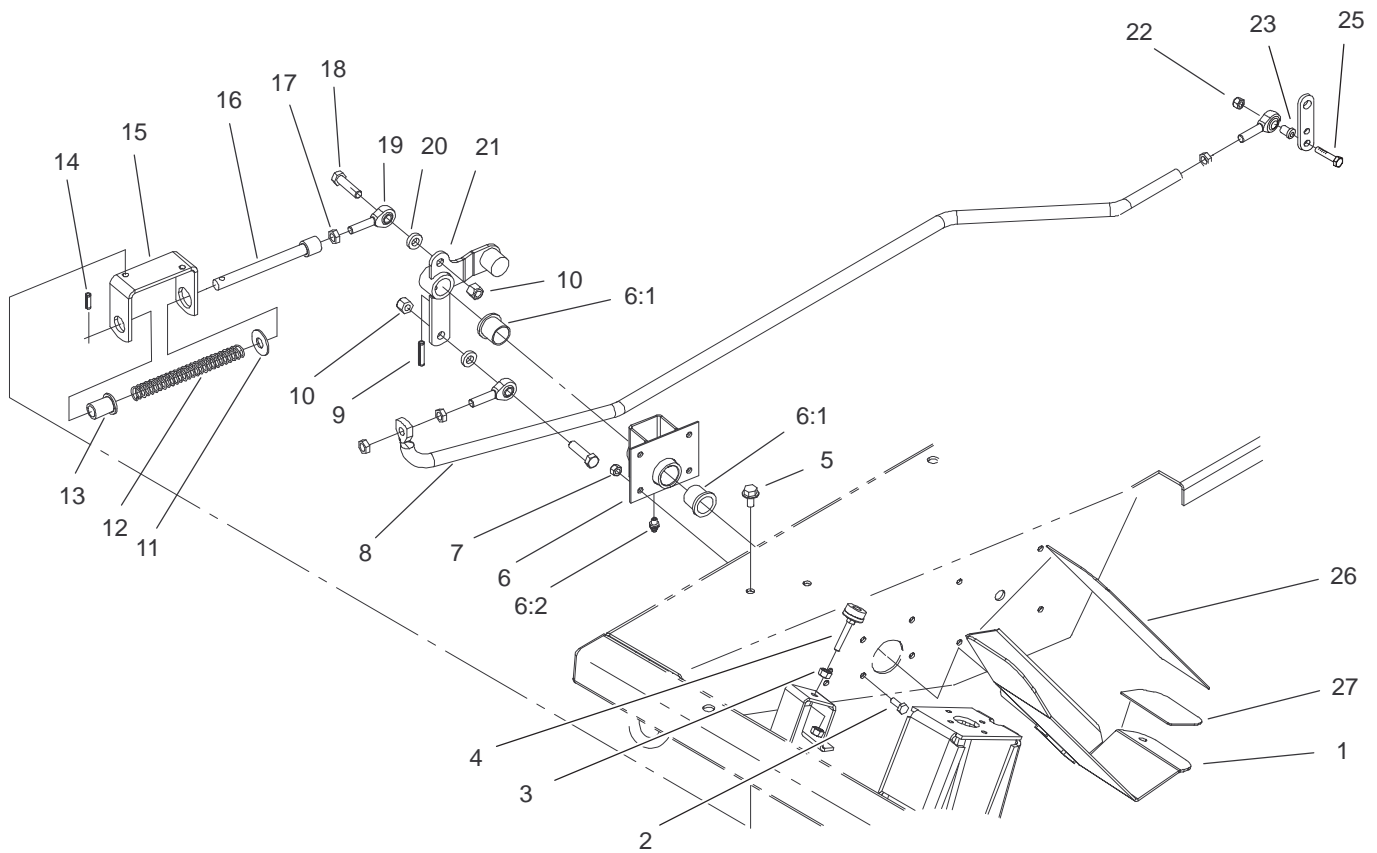


Sheet No.:6

Steering Tower Assembly (Continued)

Ref. No.	Part No.	Qty.	Description
39	98-1459	1	Decal-Toro
40	106-6763	1	Harness-Wire, Front
40:1	100-4918	1	Diode

Ref. No.	Part No.	Qty.	Description

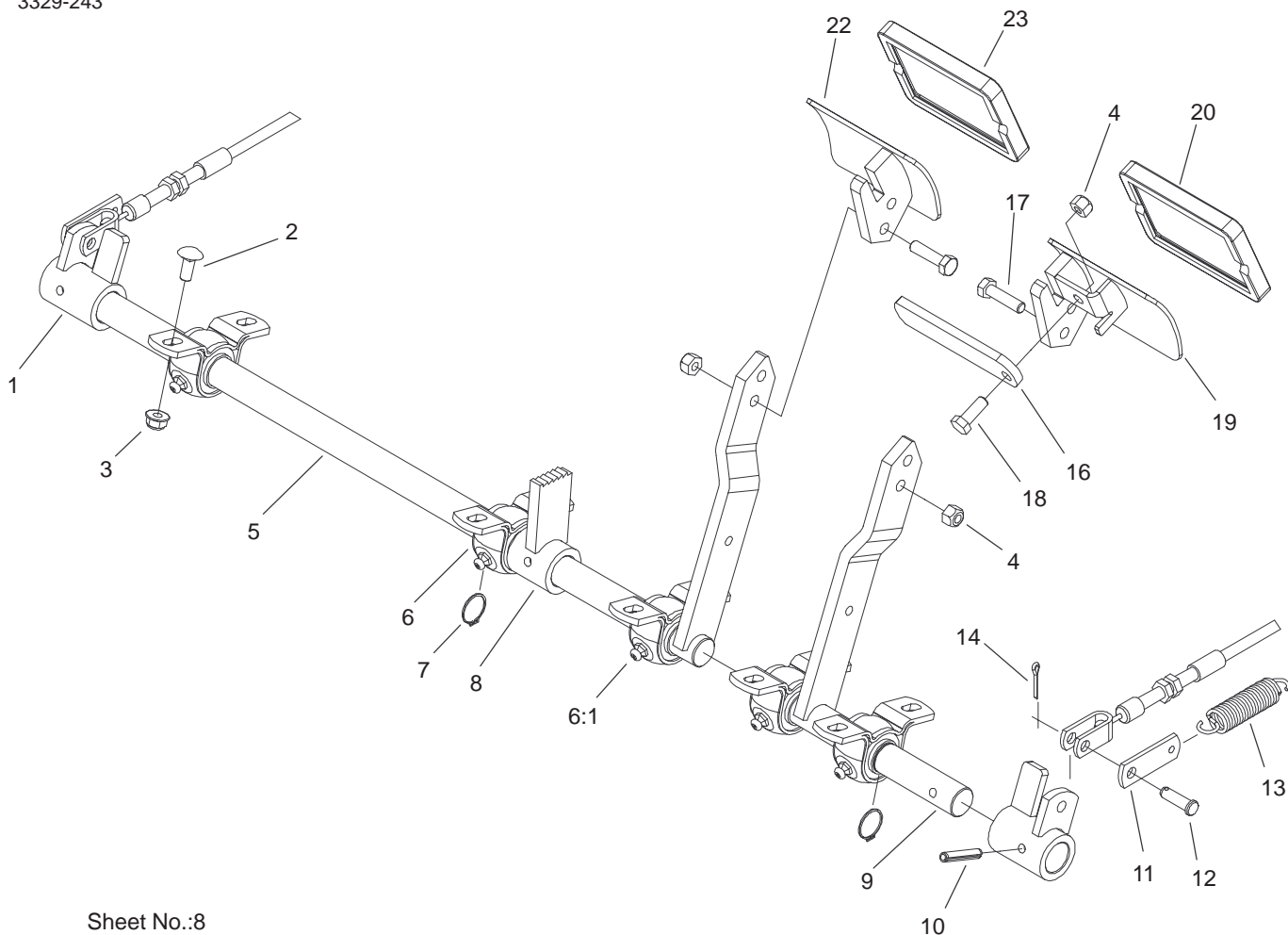


Sheet No.:7

Traction Pedal and Linkage Assembly

Ref. No.	Part No.	Qty.	Description
1	93-5133-01	1	Traction Pedal ASM
2	321-4	4	Screw-HH
3	3217-6	2	Nut-Hex
4	32141-36	1	Screw-Adjustment, Level
5	32144-14	2	Screw-HWH
6	104-3565	1	Pedal Bracket ASM
6:1	256-10	2	Bushing-Flange
6:2	302-5	1	Fitting-Grease
7	3296-42	4	Nut-Lock, NI
8	100-3136-03	1	Rod-T raction
9	32121-9	1	Pin-Spring
10	3296-39	2	Nut-Lock, NI
11	3256-5	1	Washer-Flat
12	84-9100	1	Spring
13	92-7610	1	Retainer-Spring
14	32121-11	1	Pin-Roll
15	100-3137-03	1	Bracket-Spring
16	92-7609	1	Shaft-Spring
17	3220-3	4	Nut-Jam
18	323-8	2	Screw-HH
19	2411-36	3	Bearing-End, Rod
20	80-7730	2	Spacer
21	100-3138	1	Lever-T raction
22	3296-42	1	Nut-Lock, NI
23	104-7517	1	Spacer

Ref. No.	Part No.	Qty.	Description
25	321-9	1	Screw-HH
26	93-5347	1	Abrasive-Pedal
27	93-5368	1	Abrasive-Pedal

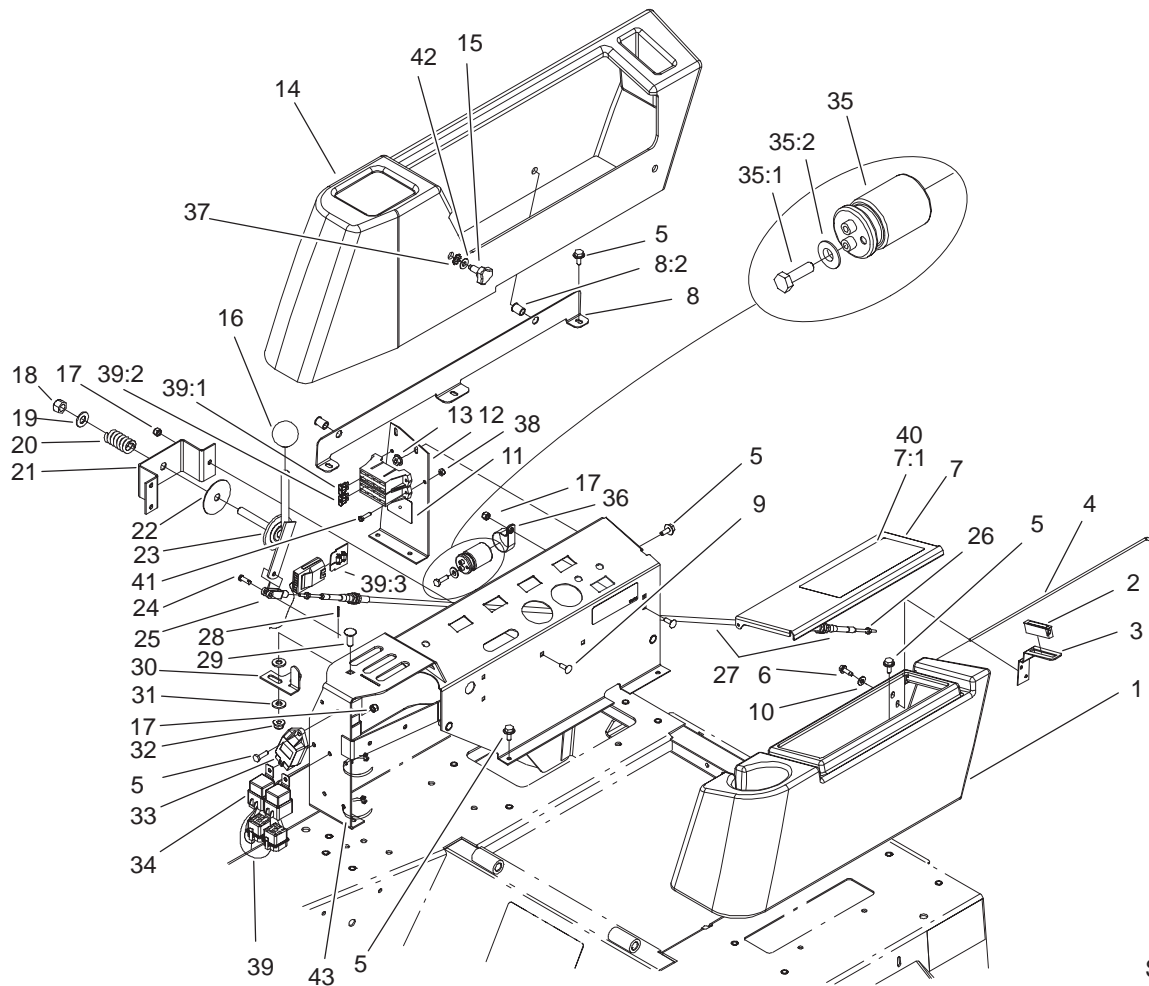


Sheet No.:8

Brake Pedal and Linkage Assembly

Ref. No.	Part No.	Qty.	Description
1	100-3002-03	2	Brake Lever ASM
2	3230-20	10	Screw-CARR
3	104-8300	10	Nut-Flange, NI
4	3296-29	5	Nut-Lock, NI
5	100-3000-03	1	RH Brake Arm ASM
6	93-4849	5	Bearing-Block, Pillow
6:1	302-5	1	Fitting-Grease
7	32151-83	3	Ring-Snap
8	93-5475-03	1	Brake Latch ASM
9	100-2997-03	1	LH Brake Arm ASM
10	32121-15	3	Pin-Roll
11	100-5540	2	Strap-Brake
12	283-61	2	Pin-Yoke
13	93-5262	2	Spring-Extension
14	3272-6	2	Pin-Cotter
16	93-5568	1	Arm-Lock
17	322-6	4	Screw-HH
18	322-4	1	Screw-HH
19	105-4553-03	1	LH Pedal ASM
20	27-7570	1	Pad-T urn, Left
22	105-4554-03	1	RH Pedal ASM
23	27-7580	1	Pad-T urn, Right

Ref. No.	Part No.	Qty.	Description

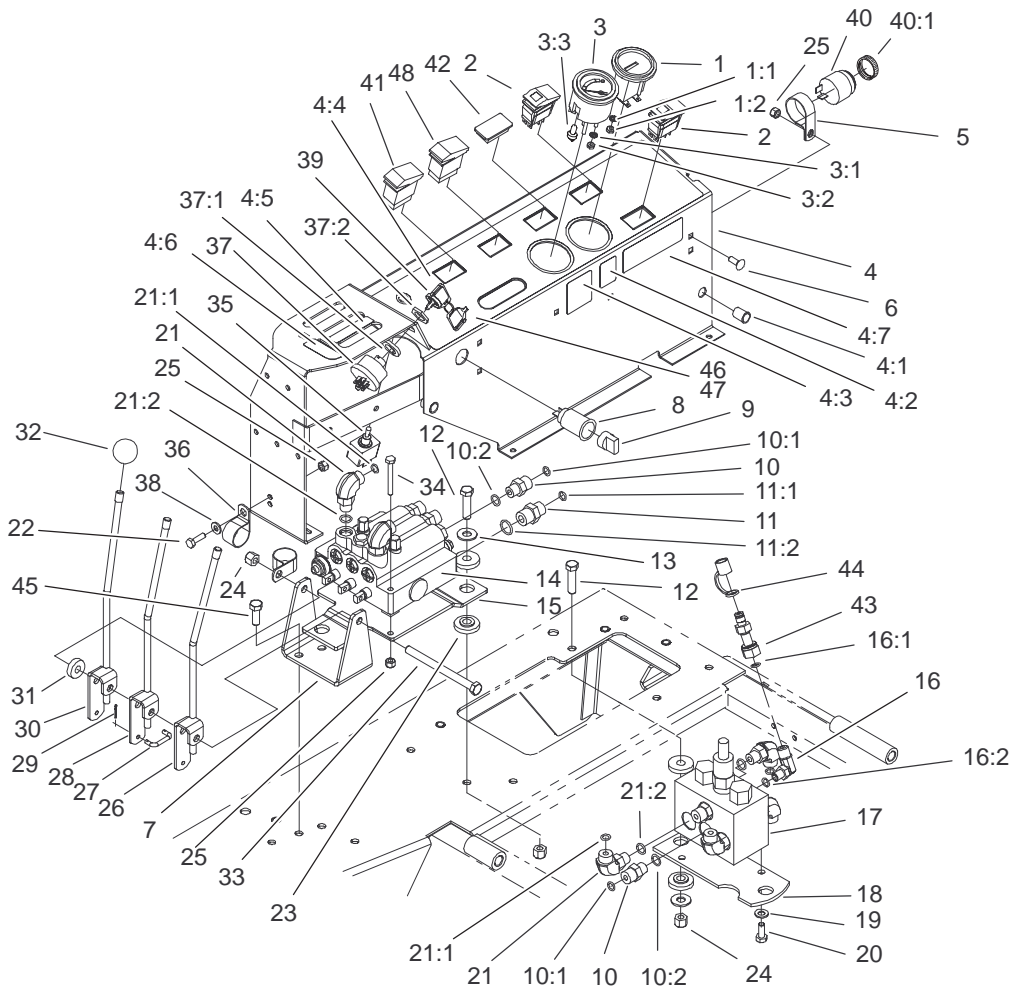


Sheet No.:9

Control Console and Tool Box Assembly

Ref. No.	Part No.	Qty.	Description
1	104-7515	1	Housing-Box, Tool
2	58-4250	1	Catch-Magnetic
3	104-7545	1	Bracket-Latch
4	104-7548	1	Rod-Hinge
5	3234-4	19	Screw-HHF
6	32104-95	2	Screw-HWH
7	104-8321	1	Tool Box Cover ASM
7:1	106-6756	1	Decal-W arning
8	105-0780	1	Console Support ASM
8:2	32148-9	2	Insert-Nut
9	3229-1	5	Screw-CARR
10	3256-22	2	Washer-Flat
11	104-8323	1	Decal-Fuses
12	105-0785-03	1	Support-Panel, Control
13	32128-33	2	Nut-HF
14	104-7514	1	Housing-Console
15	95-9648	4	Knob
16	233-48	1	Knob
17	3296-42	9	Nut-Lock, NI
18	3296-23	1	Nut-Lock, NI
19	3256-26	1	Washer-Flat
20	3-8596	1	Spring-Compression
21	104-7539-03	1	Bracket-Pivot
22	3-2858	1	Disc-Friction
23	104-7538	1	Throttle Lever ASM

Ref. No.	Part No.	Qty.	Description
24	283-67	2	Pin-Clevis
25	282-28	2	Clevis-Adjustable
26	3219-14	2	Nut-Hex
27	104-7547	1	Cable-Throttle
28	3272-1	2	Pin-Cotter
29	3231-22	1	Screw-CARR
30	104-7543	1	Stop-Lever, Lift
31	66-2920	2	Washer-Friction
32	104-8301	1	Nut-Flange, NI
33	98-761 1	1	Controller-Glow
34	70-1480	6	Relay
35	37-2690	2	Capacitor
35:1	3252-18	2	Screw
35:2	3254-1	2	Washer-Lock, Int
36	2412-74	2	R-Clamp
37	32151-72	4	Ring-Retaining
38	3296-2	2	Nut-Lock
39	106-6761	1	Harness-Wire, Gm4000 Console
39:1	218-573	1	Fuse-5 Amp
39:2	218-578	4	Fuse-10 Amp
39:3	92-3188	1	Diode-Board, Circuit
40	106-6752	1	Decal-W arning (Ce)
41	32105-13	2	Screw-SHH
42	3256-3	4	Washer-Flat
43	3290-378	6	Tie-Cable

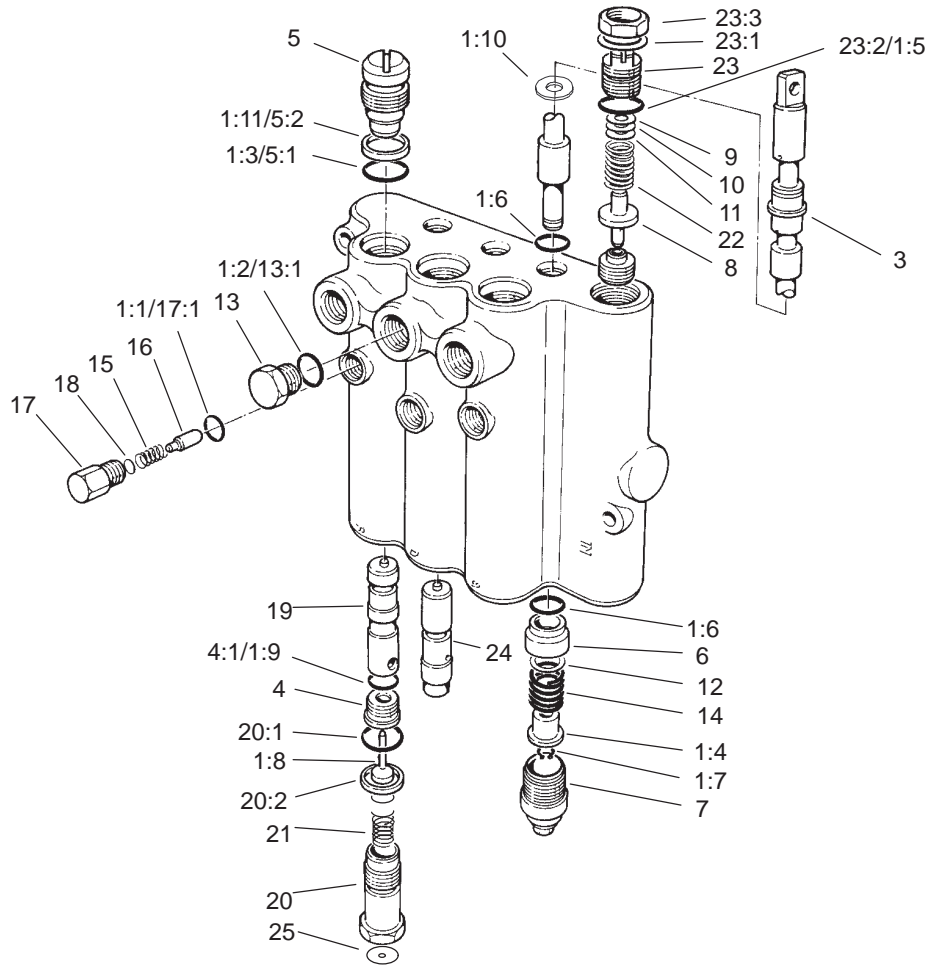


Sheet No.:10

Control Console Assembly

Ref. No.	Part No.	Qty.	Description
1	66-2950	1	Gauge-Hourmeter
1:1	3255-20	2	Washer-Lock
1:2	3217-25	2	Nut-Hex
2	100-8072	2	Switch
3	98-9339	1	Gauge-Fuel
3:1	3254-1	3	Washer-Lock, Int
3:2	3217-27	3	Nut-Hex
3:3	105-9265	1	Bulb And Lamp ASM
4	106-6751	1	Control Panel ASM
4:1	32148-9	2	Insert-Nut
4:2	93-7252	1	Decal-International
4:3	105-4674	1	Decal-Noise, Ce
4:4	106-2046	1	Decal-Control Panel
4:5	104-8324	1	Decal-Lift
4:6	104-8325	1	Decal-Lock
4:7	104-0131	1	Decal-Ansi
5	2412-74	1	R-Clamp
6	3229-1	1	Screw-CARR
7	105-0788-03	1	Bracket-Pivot
8	99-741 1	1	Point-Power
9	99-7416	1	Cap
10	340-2	5	Fitting-Straight, HYD
10:1	237-22	1	O-Ring
10:2	237-42	1	O-Ring
11	340-3	1	Adapter
11:1	237-22	1	O-Ring

Ref. No.	Part No.	Qty.	Description
11:2	237-79	1	O-Ring
12	323-8	5	Screw-HH
13	3256-4	5	Washer-Flat
14	105-4563	1	Control Valve ASM
15	105-0789-03	1	Bracket-V valve
16	340-97	1	Fitting-HYD, 90°
16:1	237-22	1	O-Ring
16:2	237-78	1	O-Ring
17	104-0788	1	Valve ASM
18	104-2231-03	1	Plate-V valve
19	3256-23	2	Washer-Flat
20	322-3	2	Screw-HH
21	340-77	6	Fitting-HYD, 90°
21:1	237-22	1	O-Ring
21:2	237-42	1	O-Ring
22	321-5	1	Screw-HH
23	240-1 1	10	Grommet-Mount, Tank
24	3296-39	8	Nut-Lock, NI
25	3296-42	4	Nut-Lock, NI
26	100-3123	1	LH Lever ASM
27	69-9140	3	Link-Lever, Valve
28	100-3122	1	Center Lever ASM
29	3272-1	6	Pin-Cotter
30	100-3121	1	RH Lever ASM
31	62-6660	1	Spacer



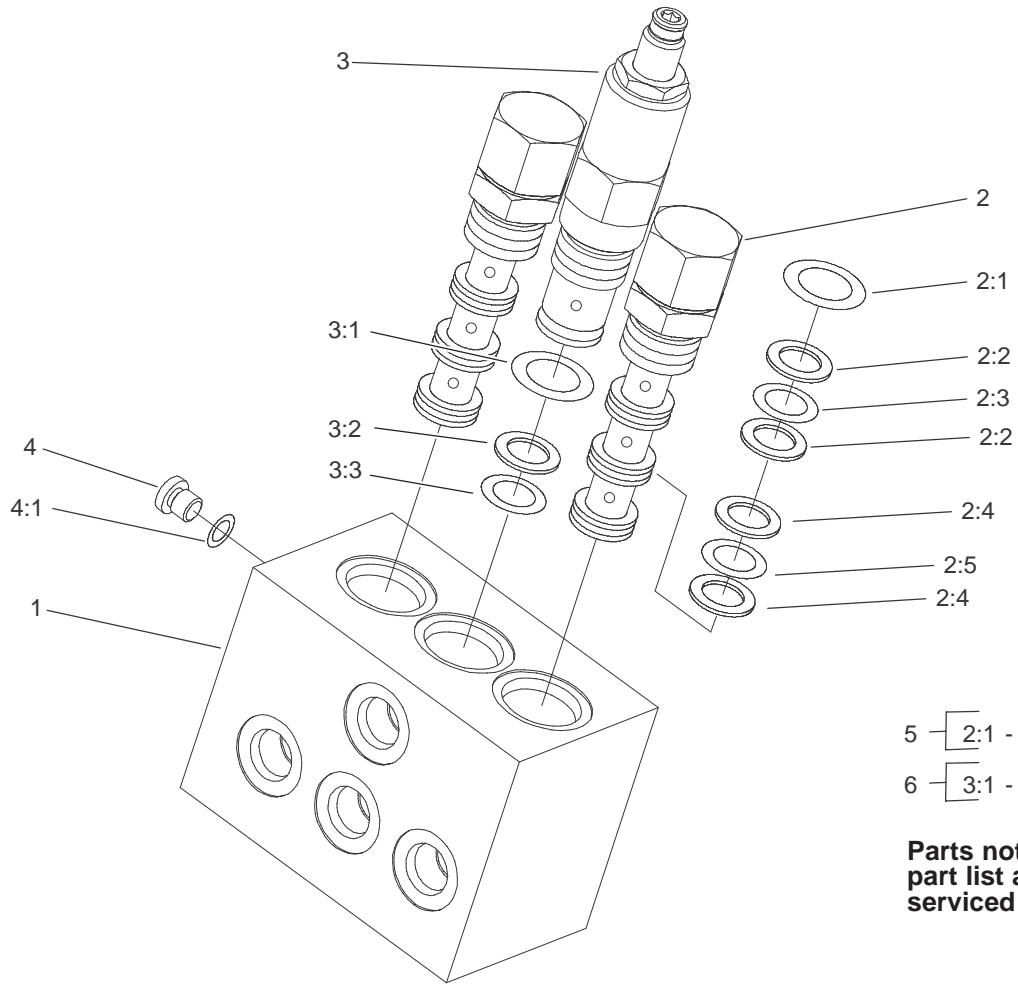
T-3832
Sheet No.:B3

Control Valve Assembly No. 105-4563

Ref. No.	Part No.	Qty.	Description
1	60-3780	1	Seal Kit
1:1	58-6790	3	O-Ring
1:2	58-6720	3	O-Ring
1:3	60-5720	6	O-Ring
1:4	58-6310	6	Spacer
1:5	58-6750	1	O-Ring
1:6	58-6450	6	O-Ring
1:7	58-6460	3	Ring
1:8	58-6290	3	Poppet
1:9	58-6340	3	O-Ring
1:10	58-6320	3	Wiper
1:11	58-6370	1	Washer
☆3		1	Spool
4	58-6330	3	Seat
4:1	58-6340	1	O-Ring
5	58-6350	3	Plug
5:1	60-5720	1	O-Ring
5:2	58-6370	1	Washer
6	58-6400	3	Bushing
7	58-6420	3	Cap
8	92-2568	1	Poppet
9	58-6470	1	Washer
10	58-6480	1	Washer
11	58-6490	1	Washer
12	65-2770	3	Washer
13	58-6710	1	Plug

Ref. No.	Part No.	Qty.	Description
13:1	58-6720	1	O-Ring
14	58-6730	3	Spring
15	58-6760	3	Spring
16	58-6770	3	Plunger
17	58-6780	3	Plug
17:1	58-6790	1	O-Ring
18	60-6450	1	Disc
19	84-6420	2	Plunger
20	69-1800	3	Plug ASM
20:1	58-6360	1	O-Ring
20:2	58-6370	1	Washer
21	69-1810	3	Spring
22	84-6450	1	Spring
23	69-1830	1	Plug ASM
☆23:1		1	Washer
23:2	58-6750	1	O-Ring
☆23:3		1	Nut-Lock
24	69-1840	1	Plunger
25	105-4565	2	Plate-Orifice

☆ Not serviced separately



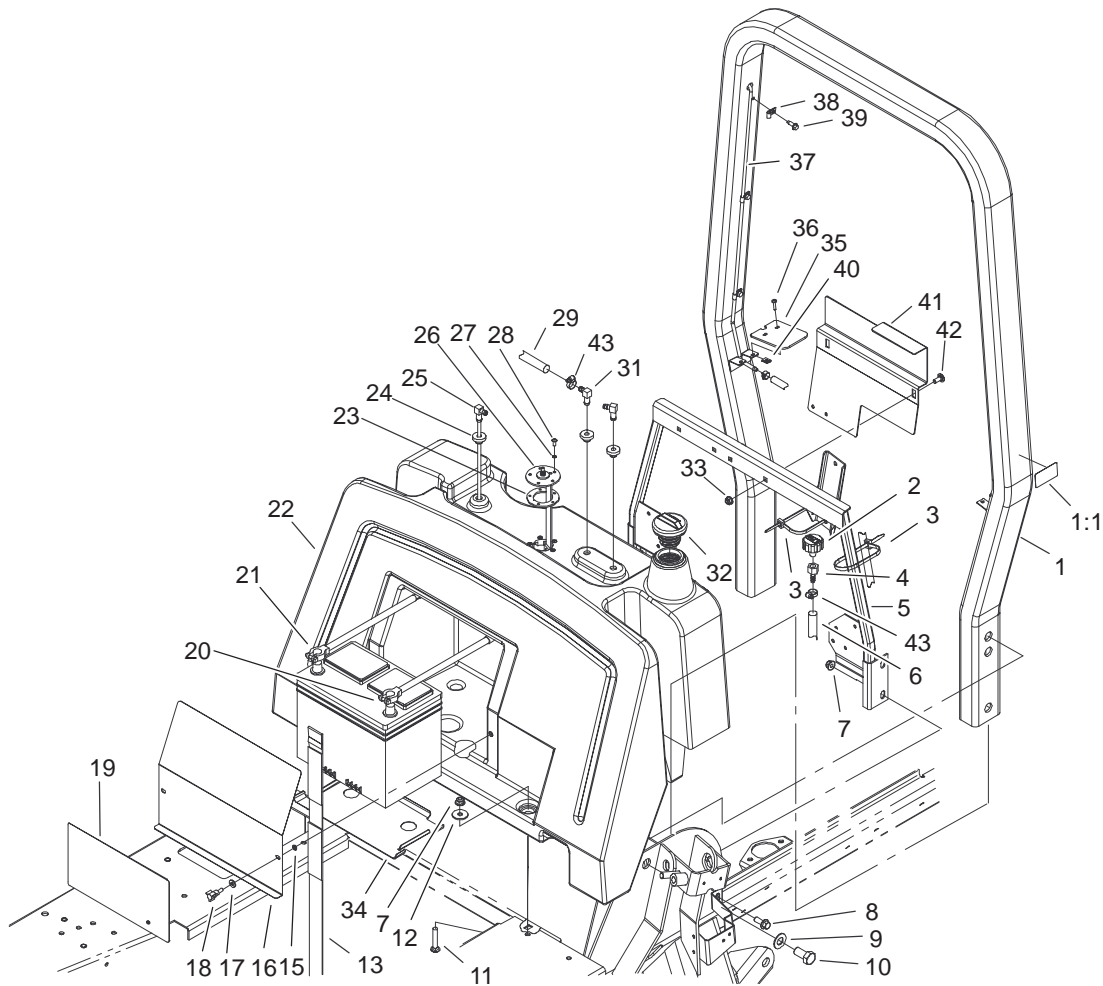
Sheet No.:B4

Valve Assembly No. 104-0788

Ref. No.	Part No.	Qty.	Description
☆1		1	Manifold
2	104-4295	2	Valve-Pilot
3	104-4296	1	Valve-Relief
4	353-991	1	Plug-Hex, Hollow
4:1	237-156	1	O-Ring
5	99-5502	2	Seal Kit
6	99-5503	1	Seal Kit

Ref. No.	Part No.	Qty.	Description

☆ Not serviced separately

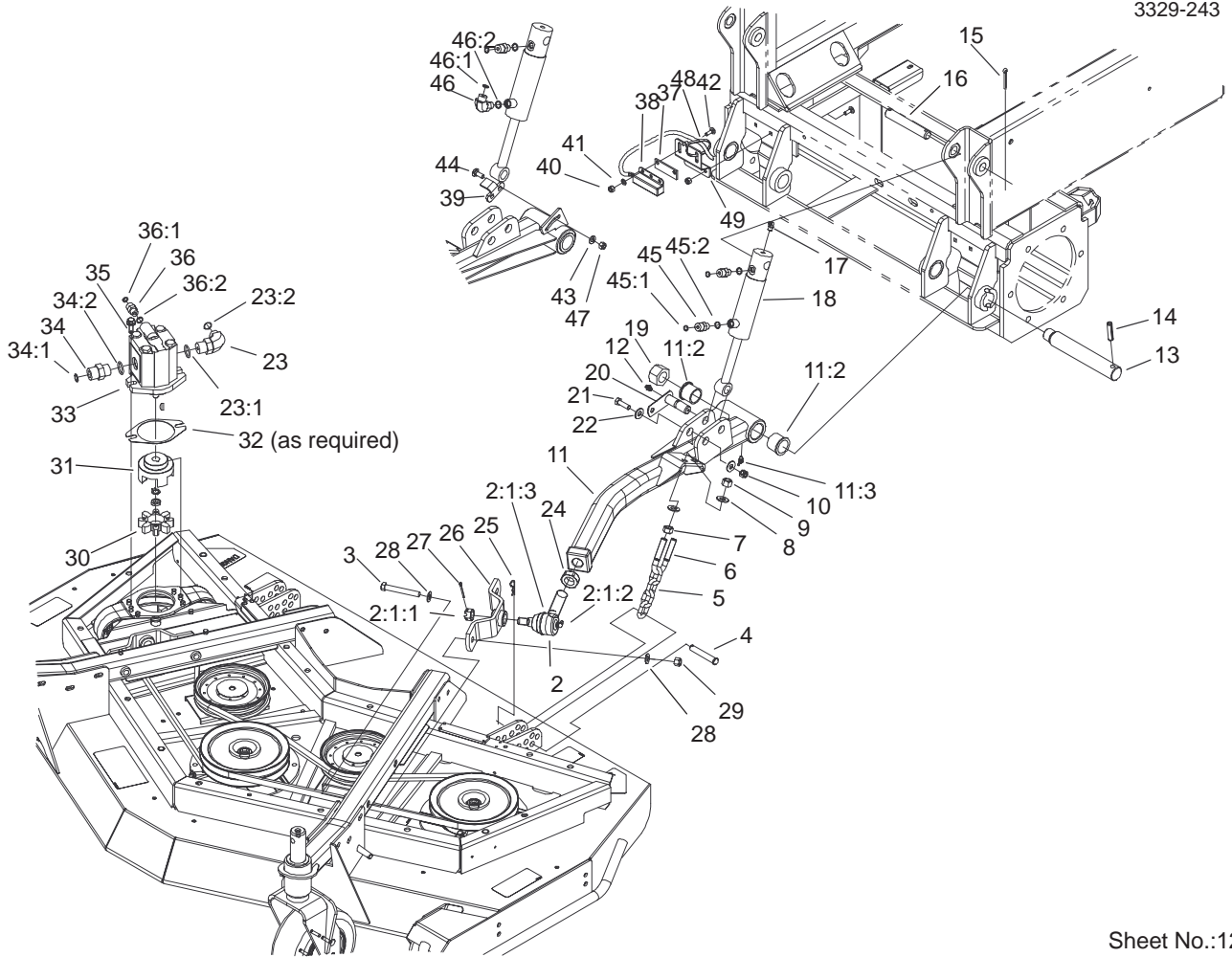


Sheet No.:11

Fuel Tank, Battery and Roll-Over-Protection-System Assembly

Ref. No.	Part No.	Qty.	Description
1	105-2849	1	Rops ASM
1:1	105-2834	1	Decal-Rops
2	68-6150	1	Breather
3	3290-378	2	Tie-Cable
4	354-95	1	Fitting-Female, Barbed
5	104-0714-03	1	Tank Support ASM
6	95-4274	1	Hose-Fuel
7	104-8301	6	Nut-Flange, NI
8	3234-42	4	Screw-HHF
9	3256-27	4	Washer-Flat
10	327-3	4	Screw-HH
11	3231-6	2	Screw-CARR
12	63-8410	2	Washer
13	94-1445	1	Strap-Battery
15	32151-106	2	Ring-Retaining
16	104-0717-03	1	Cover-Battery
17	3256-22	2	Washer-Flat
18	233-70	2	Knob-3 Star
19	104-8336	1	Decal-Service
20	104-0761	1	Cable-Negative
21	104-0760	1	Cable-Positive
22	100-81 19	1	Tank-Fuel
23	62-7650	1	Gasket

Ref. No.	Part No.	Qty.	Description
24	46-6560	3	Bushing
25	104-0701	1	Pipe-Stand
26	104-0700	1	Sender-Fuel
27	3253-15	5	Washer-Lock/Sp
28	32122-24	5	Screw-Pth
29	47-2986	1	Hose-Fuel
31	104-5228	2	Elbow-90 °
32	93-3102	1	Cap-Fuel
33	104-8300	2	Nut-Flange, NI
34	105-0774-03	1	Plate-Battery
35	104-8319	2	Cover-Tank
36	3250-13	4	Screw-PPH
37	104-0718	1	Tube-V ent
38	2412-72	3	Clip-Closed, Insulated
39	32104-95	3	Screw-HWH
40	3290-191	4	Nut-Speed
41	104-2286-03	1	Bracket-Tank, Fuel
42	3230-1	2	Bolt-CARR
43	2412-108	3	Clamp-W orm

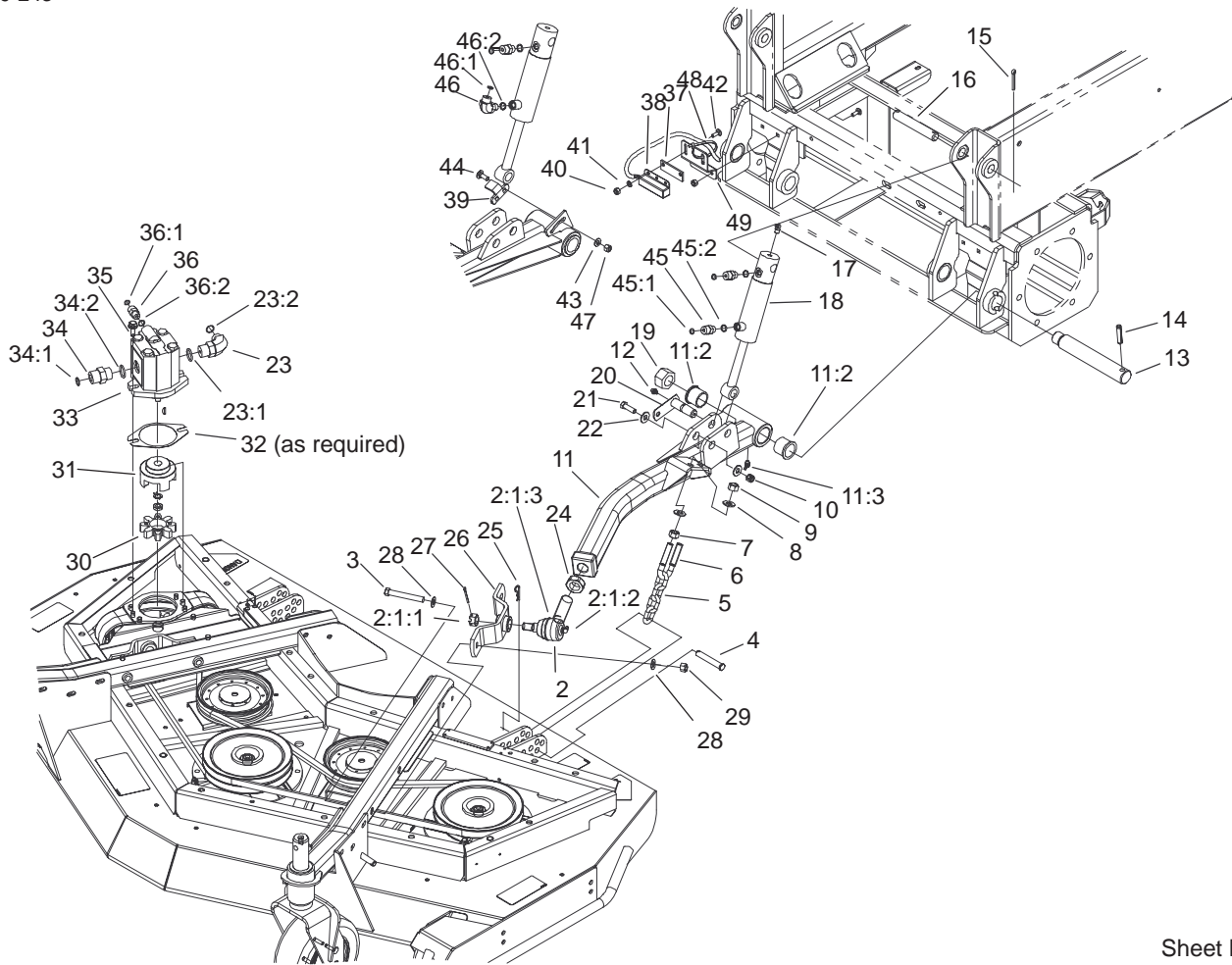


Sheet No.:12

Front Deck Lift Arm and Cylinder Assembly

Ref. No.	Part No.	Qty.	Description
2	86-8101-03	2	Joint-Ball, LH
2:1:1	32136-2	1	Nut-SHH
2:1:2	302-40	1	Fitting-Grease
2:1:3	105-7835	1	Seal
3	324-19	4	Screw-HH
4	283-55	2	Pin-Clevis
5	95-6231	2	Chain-HOC
6	104-0108	2	U-Bolt
7	3217-9	4	Nut-HH
8	3256-26	8	Washer-Flat
9	3296-25	4	Nut-Lock, NI
10	3296-39	2	Nut-Lock, NI
11	100-3031	1	RH Lift Arm ASM
11	100-3032	1	LH Lift Arm ASM
11:2	104-8339	2	Bushing-Flange
11:3	302-11	1	Fitting-Lube, 45°
12	302-5	2	Fitting-Grease
13	100-3017	2	Pin-Arm, Lift
14	32121-110	2	Pin-Roll, Slotted
15	3272-23	4	Pin-Cotter
16	105-7456	2	Pin-Pivot
17	302-33	2	Fitting-Grease
18	100-3016	2	Cylinder-HYD
19	3296-49	2	Nut-Lock, NI
20	100-3020	2	Pin ASM
21	323-7	2	Screw-HH

Ref. No.	Part No.	Qty.	Description
22	3256-4	4	Washer-Flat
23	340-139	5	Fitting-HYD, 90°
23:1	237-81	1	O-Ring
23:2	237-65	1	O-Ring
24	21-3001-03	2	Nut-Jam, Push Arm
25	3290-467	2	Pin-Hair
26	93-4583-01	2	Mount-Joint, Ball
27	3272-12	2	Pin-Cotter
28	87-7480	8	Washer
29	3296-48	4	Nut-Lock, NI
30	104-3542	3	Spider
31	104-3541	3	Hub-Spider
32	100-5638	3	Shim-A Mount
33	99-5489	3	Motor-Gear
34	340-8	1	Adapter
34:1	237-65	1	O-Ring
34:2	237-81	1	O-Ring
35	3234-42	6	Screw-HHF
36	340-2	3	Fitting-Straight, HYD
36:1	237-22	1	O-Ring
36:2	237-42	1	O-Ring
37	104-3595	1	Spacer-Switch
38	104-0758	1	Sensor-Ferrous
39	104-3598	1	Plate-Sensing, Front
40	3296-42	4	Nut-Lock, NI
41	3256-60	2	Washer-Flat

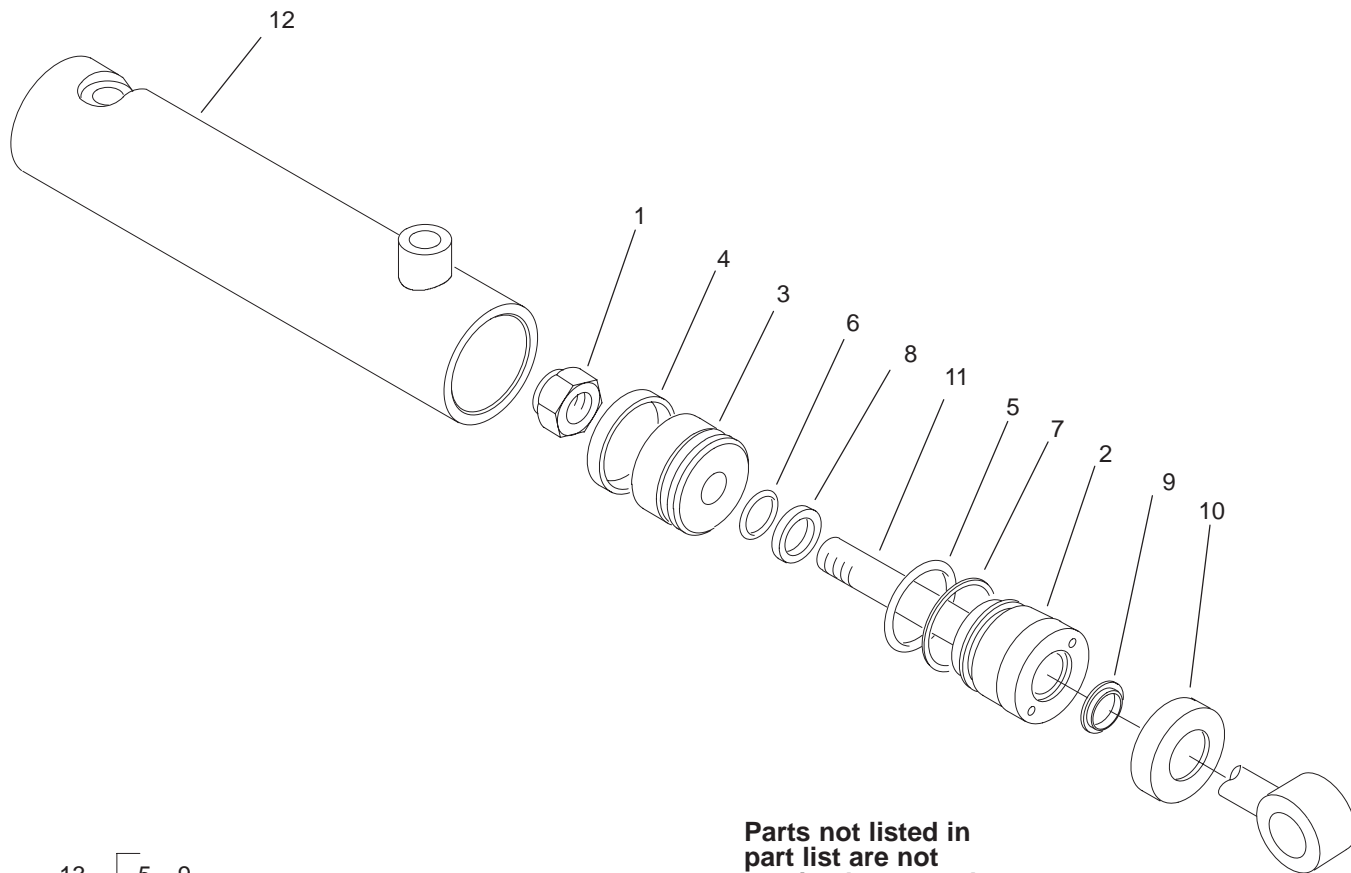


Sheet No.:12

Front Deck Lift Arm and Cylinder Assembly (Continued)

Ref. No.	Part No.	Qty.	Description
42	3229-1	4	Screw-CARR
43	3256-23	2	Washer-Flat
44	3230-16	2	Screw-CARR
45	340-2	3	Fitting-Straight, HYD
45:1	237-22	1	O-Ring
45:2	237-42	1	O-Ring
46	340-77	1	Fitting-HYD, 90°
46:1	237-22	1	O-Ring
46:2	237-42	1	O-Ring
47	3296-29	2	Nut-Lock, NI
48	3290-379	1	Tie-Cable
49	106-7176	1	Bracket-Switch

Ref. No.	Part No.	Qty.	Description



13 — 5 - 9

Parts not listed in part list are not serviced separately

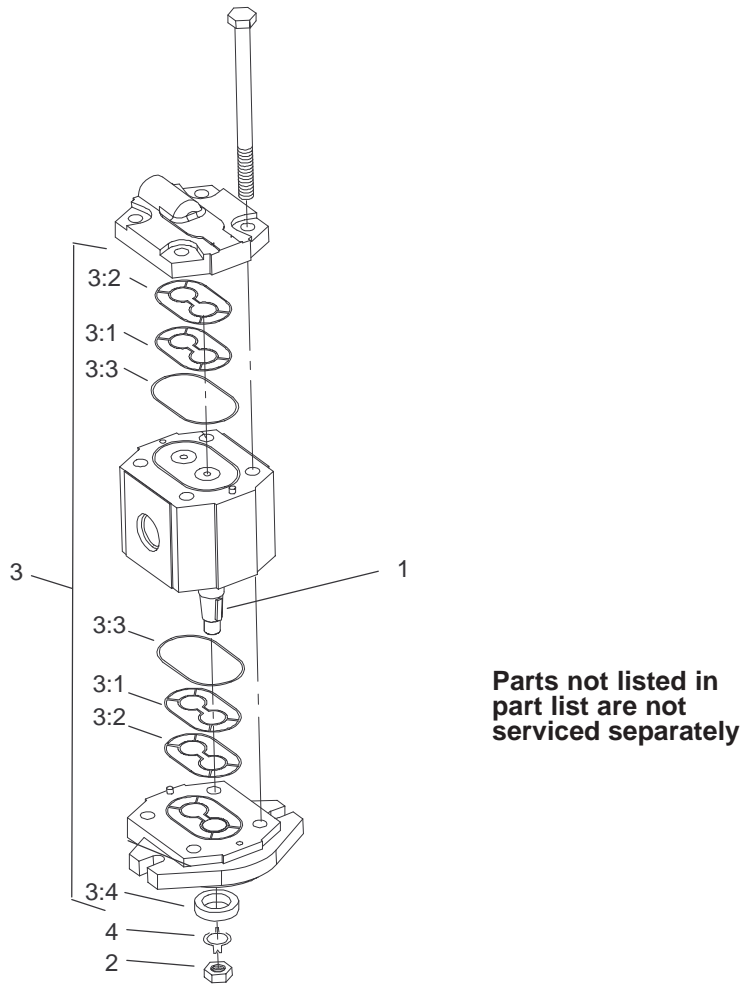
T-3762
Sheet No.:B7

Hydraulic Cylinder Assembly No. 100-3016

Ref. No.	Part No.	Qty.	Description
1	32152-10	1	Locknut
☆2		1	Head
3	70-2780	1	Piston
☆4		1	Uniring
☆5		1	O-Ring
☆6		1	O-Ring
☆7		1	Backup
☆8		1	Seal-Rod
☆9		1	Seal-Dust
☆10		1	Collar
☆11		1	Shaft
☆12		1	Barrel W/Clevis
13	86-5360	1	Seal Repair Kit

Ref. No.	Part No.	Qty.	Description

☆ Not serviced separately



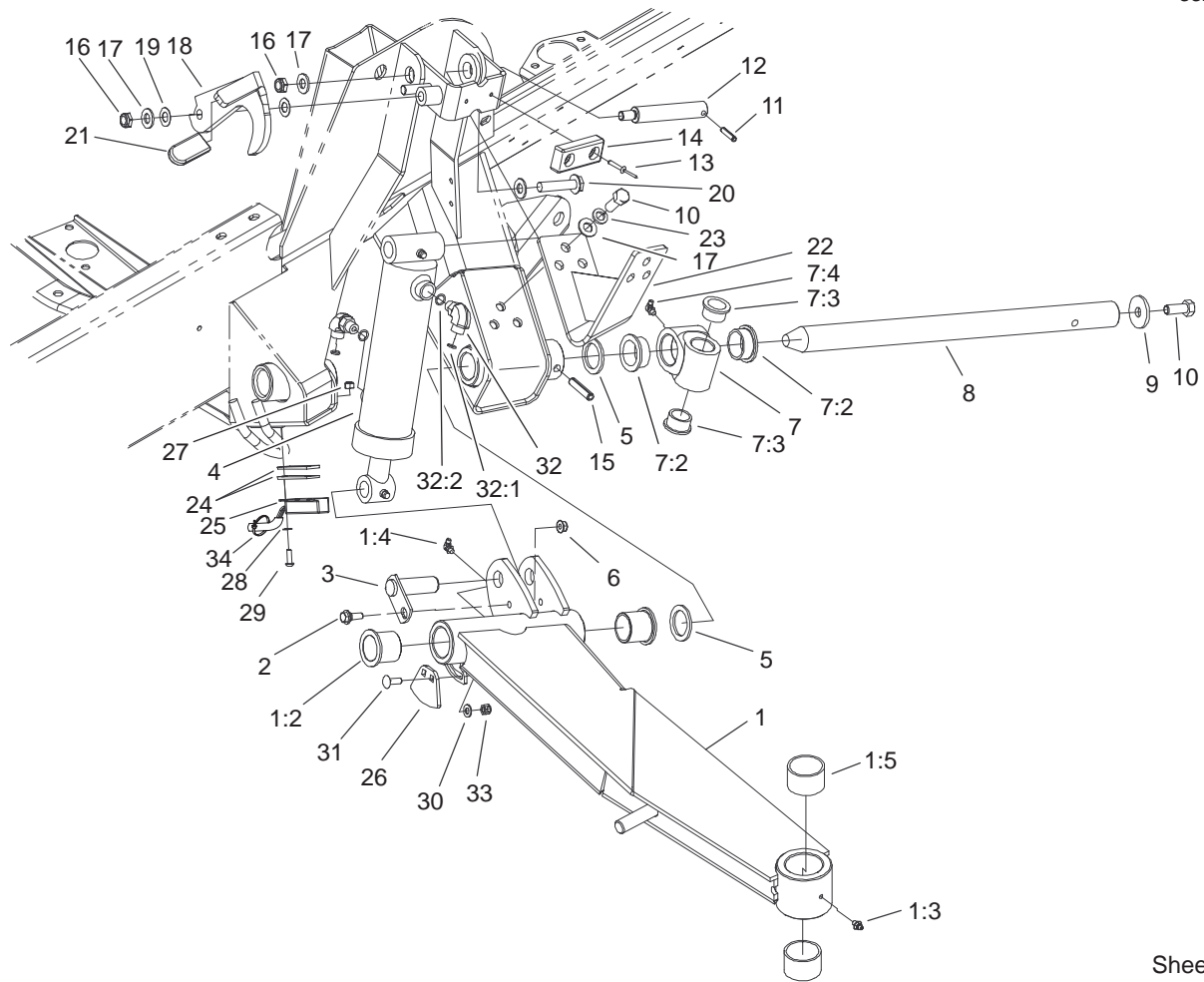
T-3769
Sheet No.:B8

Motor Assembly No. 99-5489

Ref. No.	Part No.	Qty.	Description
1	3257-3	1	Key-W oodruff
2	3277-1	1	Nut-Hex
3	104-4284	1	Seal Kit
☆3:1		2	Anti-Ext Ring
☆3:2		2	Seal
☆3:3		2	O-Ring
☆3:4		1	Seal-Lip, Shaft
4	104-4283	1	Washer-T ab

Ref. No.	Part No.	Qty.	Description

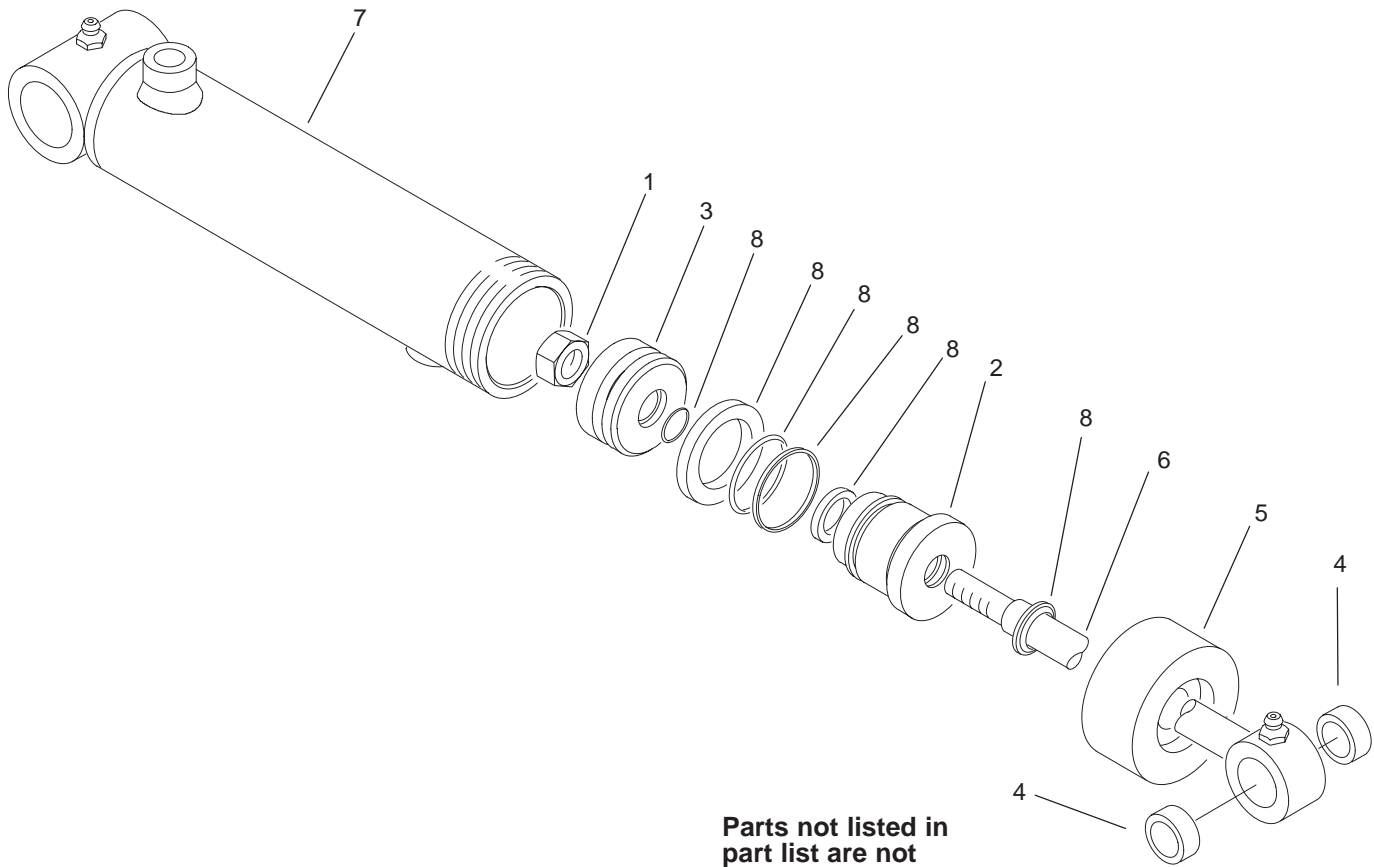
☆ Not serviced separately



Sheet No.:13

Side Deck Lift Arm, Cylinder and Latch Assembly

Ref. No.	Part No.	Qty.	Description	Ref. No.	Part No.	Qty.	Description
1	100-8123	1	LH Lift Arm ASM	18	104-3557-03	1	Latch-LH
1	100-8122	1	RH Lift Arm ASM	19	104-3577	4	Washer-Delrin
1:2	104-8340	2	Bushing	20	3234-46	2	Screw-HHF
1:3	302-5	1	Fitting-Grease	21	48-7081	2	Grip-Plastic
1:4	302-60	1	Fitting-Grease	22	104-8330-03	2	Cam Bracket ASM
1:5	104-8341	2	Bushing-Straight	23	3253-7	6	Washer-Lock
2	27-0410	2	Screw-Shoulder	24	104-3595	4	Spacer-Switch
3	100-5674	2	Pin ASM	25	104-0758	2	Sensor-Ferrous
4	99-5496	2	Cylinder-Lift	26	105-0792	2	Plate-Sensing
5	256-304	4	Washer-Thrust	27	3296-42	4	Nut-Lock, NI
6	104-8300	2	Nut-Flange, NI	28	3256-60	4	Washer-Flat
7	100-81 15	2	Pivot Hub ASM	29	3274-65	4	Screw-HSBH
7:2	104-3517	2	Bushing-Flange	30	3256-23	4	Washer-Flat
7:3	256-132	2	Bushing-Flange	31	3230-16	4	Screw-CARR
7:4	302-60	1	Fitting-Grease	32	340-77	4	Fitting-HYD, 90°
8	100-5582	2	Shaft-Pivot, Lift Arm	32:1	237-22	1	O-Ring
9	106-2008	2	Washer-Thrust	32:2	237-42	1	O-Ring
10	325-5	8	Screw-HH	33	3296-29	4	Nut-Lock, NI
11	32121-9	2	Pin-Spring	34	3290-379	1	Tie-Cable
12	104-3537	2	Pin-Cylinder				
13	3269-1 1	4	Rivet				
14	86-5350	2	Bumper-Rubber				
15	32121-1 10	2	Pin-Roll, Slotted				
16	3296-45	4	Nut-Lock, NI				
17	3256-26	8	Washer-Flat				
18	104-3556-03	1	Latch-RH				



Parts not listed in part list are not serviced separately

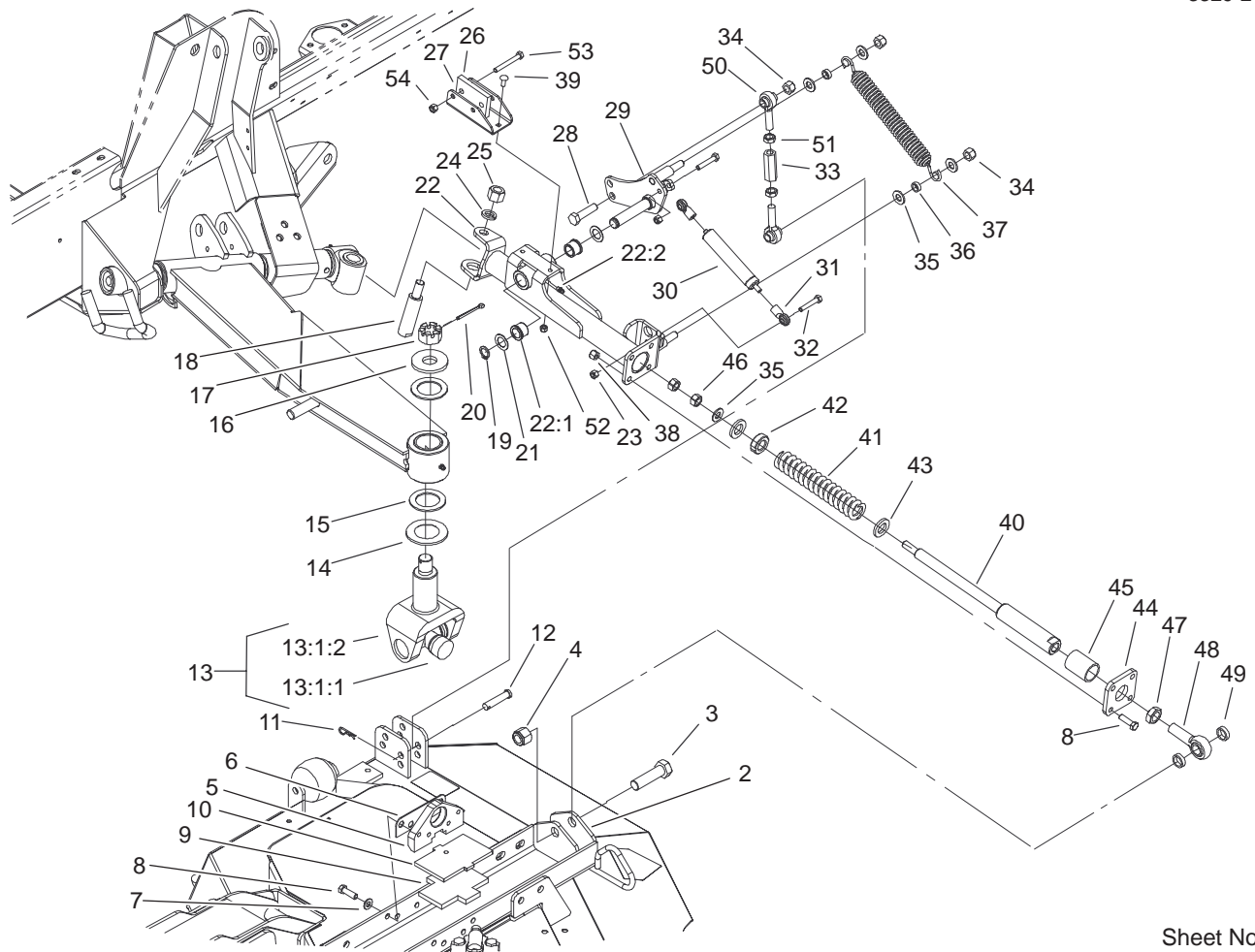
T-3761
Sheet No.:B9

Hydraulic Cylinder Assembly No. 99-5496

Ref. No.	Part No.	Qty.	Description
1	60-9760	1	Nut
☆2		1	Head
☆3		1	Piston
4	104-4281	2	Bushing
5	74-2220	1	Collar
☆6		1	Shaft W/Clevis
☆7		1	Barrel W/Clevis & Ports
8	104-4282	1	Repair Kit

Ref. No.	Part No.	Qty.	Description

☆ Not serviced separately



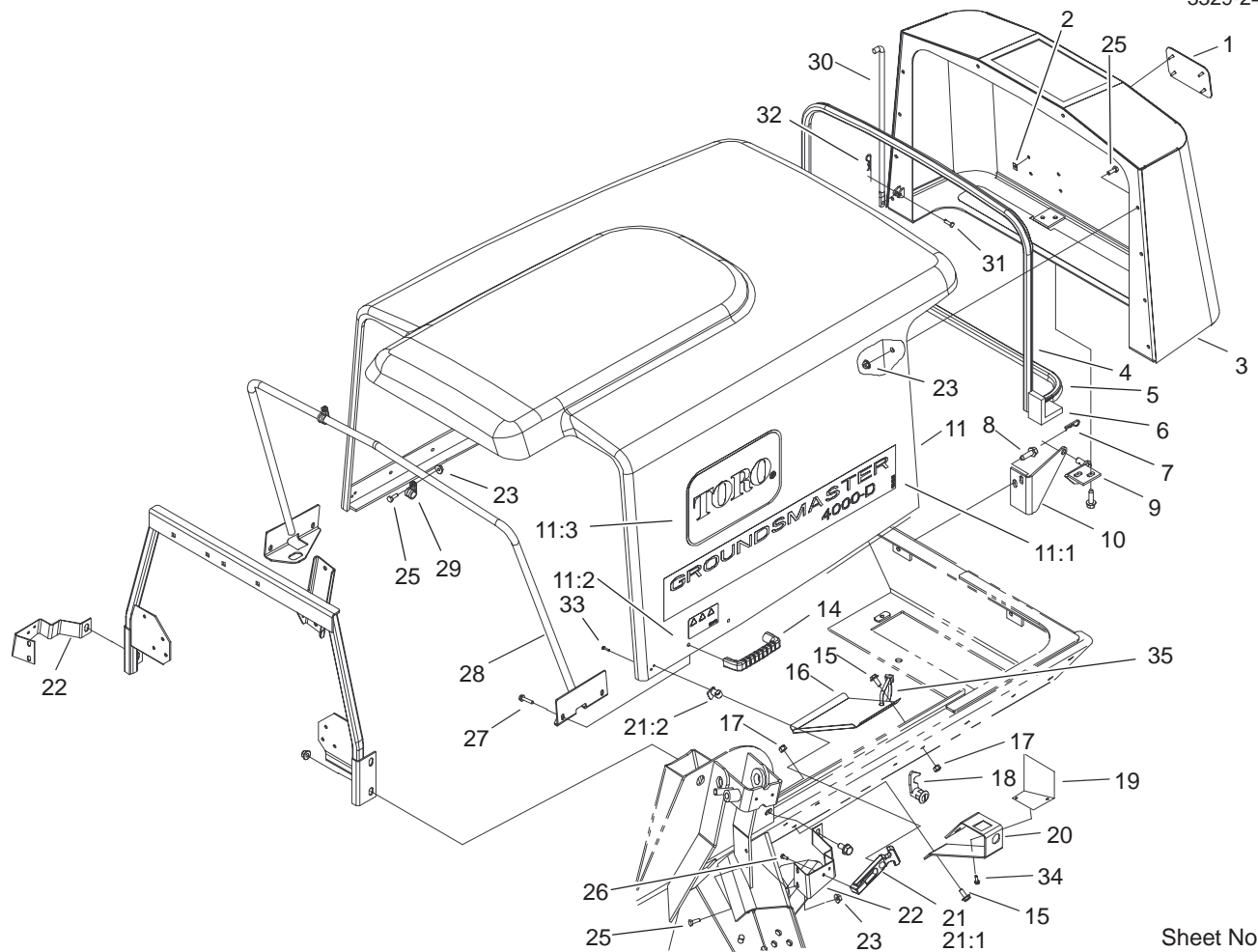
Sheet No.:14

Side Deck Lift Arm and Damper Assembly

Ref. No.	Part No.	Qty.	Description
2	100-8148-03	1	RH Mount ASM
2	100-8149-03	1	LH Mount ASM
3	328-4	2	Screw-HH
4	3296-51	2	Nut-Lock, NI
5	104-8305-03	4	Mount-Base
6	104-0731	4	Shim
7	3256-24	16	Washer-Flat
8	323-7	24	Screw-HH
9	104-8348	2	Plate-Rubber
10	104-8347-03	2	Plate
11	3290-467	2	Pin-Hair
12	92-2739	2	Pin-Clevis
13	104-0705-03	2	Yoke-Joint
13:1:1	104-4299	1	Cross & Bearing Kit
☆13:1:2		1	Yoke
14	104-0720	2	Spacer
15	104-0721	4	Washer-Thrust
16	104-0719	2	Washer-Hardened
17	32136-11	2	Nut-Hex, Slot
18	104-2281	2	Shaft-Pivot
19	32120-93	2	Ring-Retaining
20	3272-25	2	Pin-Cotter
21	3-6498	4	Washer-Thrust
22	105-2801	1	LH Rear Arm ASM
22	105-2800	1	RH Rear Arm ASM
22:1	256-1 13	2	Bushing-Flange

Ref. No.	Part No.	Qty.	Description
22:2	302-5	1	Fitting-Grease
23	3296-29	4	Nut-Lock, NI
24	3253-8	2	Washer-Lock
25	3296-53	2	Nut-Lock, NI
26	69-9290	10	Pad-Bumper
27	105-4556-03	2	Bracket-Bumper
28	325-8	2	Screw-HH
29	100-5684-03	1	RH Bell Crank ASM
29	100-5690-03	1	LH Bell Crank ASM
30	105-3249	2	Damper
31	104-8331	4	End-Rod, Spherical
32	322-9	4	Screw-HH
33	105-2809	2	Tube-Link
34	3296-23	6	Nut-Lock, NI
35	3256-26	10	Washer-Flat
36	104-7521	4	Bushing
37	104-7520	2	Spring-Damper
38	3296-39	8	Nut-Lock, NI
39	3229-25	4	Screw-CARR
40	105-4548	2	Shaft-Spring
41	100-8138	2	Spring-Compression
42	105-4552	2	Bearing-Plastic
43	105-4551	4	Washer-Flat
44	105-2807-03	2	Plate
45	105-4550	2	Bushing-Straight

☆ Not serviced separately

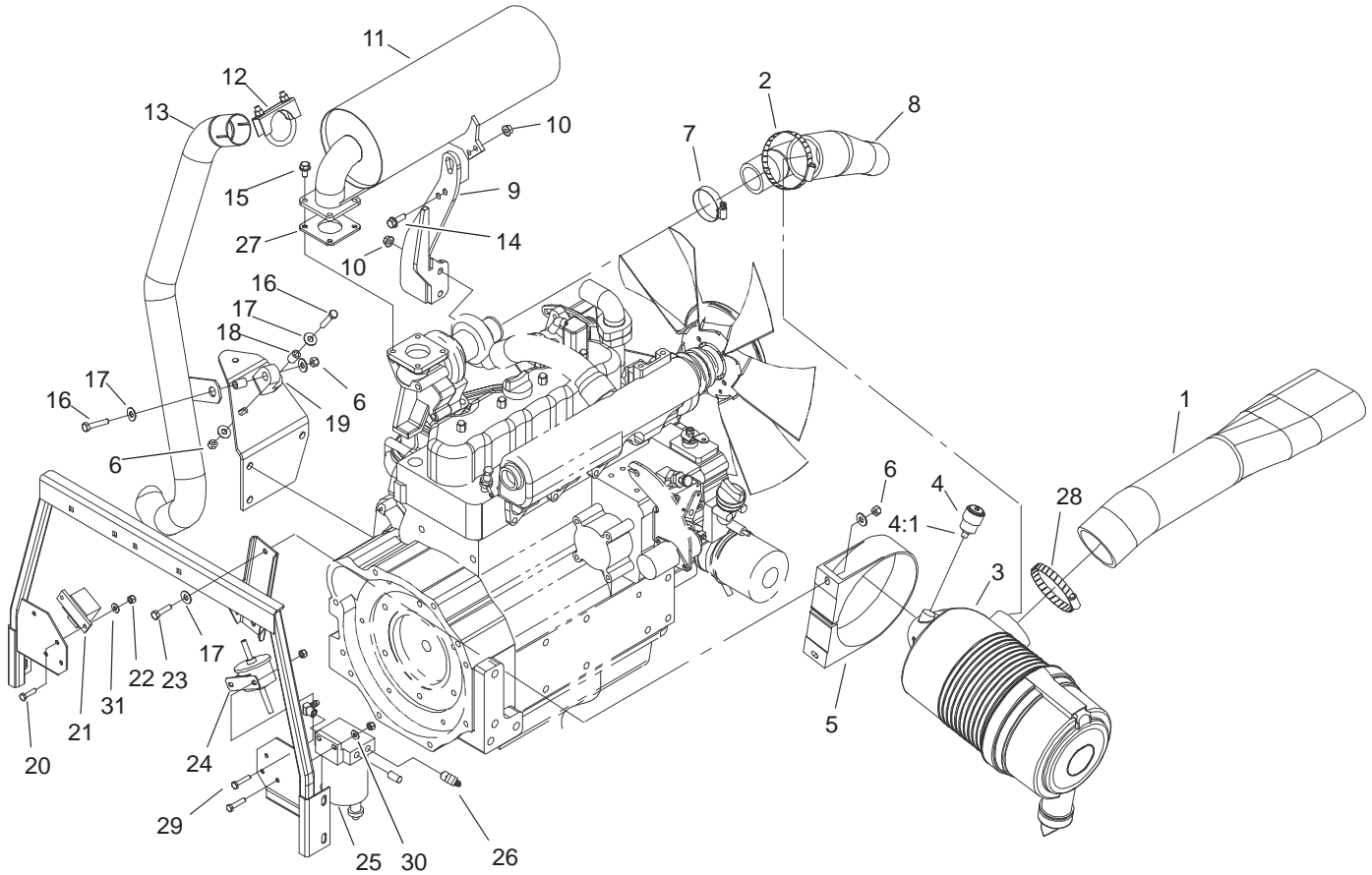


Sheet No.:15

Hood and Screen Assembly

Ref. No.	Part No.	Qty.	Description
1	93-6028	1	Plate-Logo, Toro
2	94-2638	4	Nut-T innerman
3	100-5506-03	1	Screen ASM
4	104-2225	1	Seal-Bulb
5	104-3590	1	Seal-Bulb
6	104-3580	2	Seal-Corner, Screen
7	3290-467	2	Pin-Hair
8	32144-109	8	Screw
9	104-3589	2	Screen Pivot ASM
10	104-3588-03	2	Pivot-Screen
11	104-8338	1	Hood ASM
11:1	106-2045	2	Decal-Hood, Gm 4000
11:2	106-6754	1	Decal-Danger
11:3	66-1210	2	Decal-Logo, Toro
14	65-5100	2	Handle-Door
15	3234-5	4	Screw
16	104-3560-03	1	Deflector-Filter, Oil
17	32128-20	4	Nut-HF
18	98-5398	1	Latch
19	105-4531	1	Cover-Latch
20	104-3591-03	1	Bracket-Latch, Hood
21	94-5626	2	Latch-Draw, Flexible
21:1	100-5806	1	Handle-Latch
21:2	100-5807	1	Keeper-Latch
22	104-2255-03	1	Bracket-Latch, RH
22	104-2253-03	1	Bracket-Latch, LH

Ref. No.	Part No.	Qty.	Description
23	32128-33	16	Nut-HF
25	321-4	16	Screw-HH
26	32144-1	4	Screw-T aptite
27	46-8092	4	Screw-Plastite
28	104-3505-03	1	Hood Support ASM
29	2412-134	2	R-Clamp
30	104-8313	1	Rod-Hood
31	283-67	1	Pin-Clevis
32	3290-307	1	Pin-Hair
33	32104-4	2	Screw
34	32104-95	2	Screw-HWH
35	3290-378	1	Tie-Cable

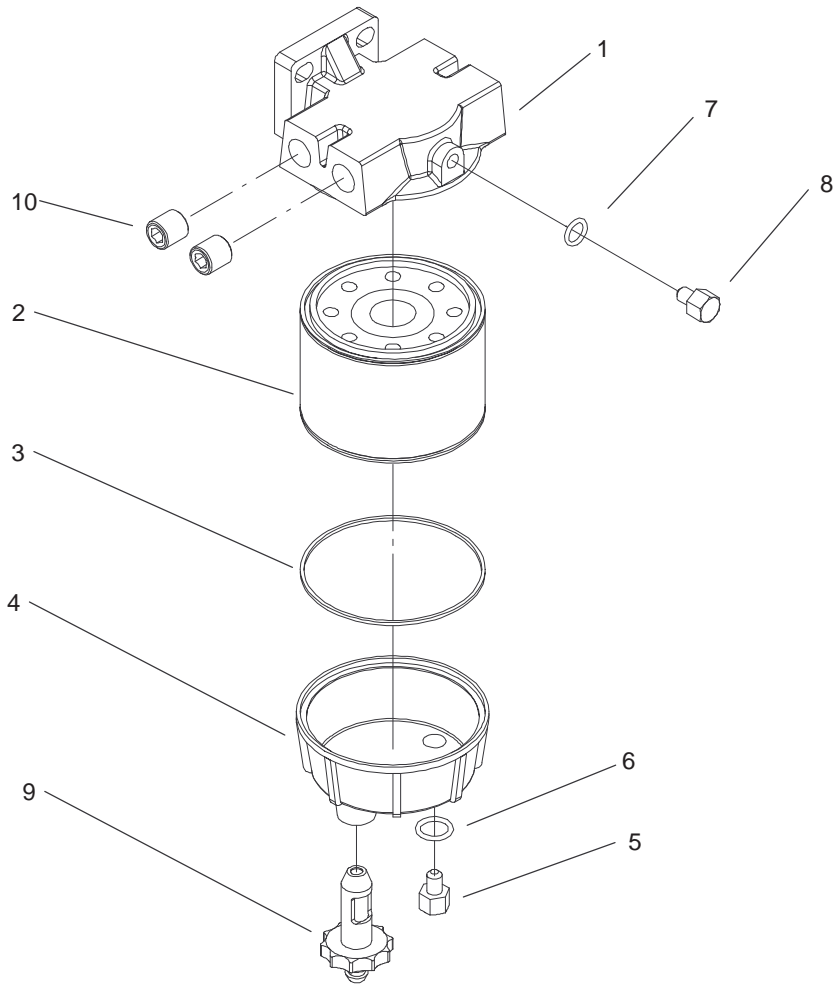


Sheet No.:16

Air Cleaner and Muffler Assembly

Ref. No.	Part No.	Qty.	Description
1	100-5550	1	Hose-Cleaner , Air
2	2412-1 10	1	Clamp-Hose
3	99-5410	1	Cleaner-Air
4	104-3563	1	Indicator
4:1	94-1416	1	Indicator Adapter ASM
5	99-5414	1	Strap-Cleaner , Air
6	3296-29	4	Nut-Lock, NI
7	2412-92	1	Clamp-Hose
8	99-5415	1	Hose-Cleaner , Air
9	99-5421-03	1	Bracket-Mounting
10	33004-00	4	Nut-HF
11	99-5424	1	Muffler-T urbo
12	18-2130	1	Clamp-Column, Steering
13	100-5610	1	Pipe-Exhaust
14	33104-025	2	Screw-HHF
15	33104-016	4	Screw-HHF
16	322-9	2	Screw-HH
17	3256-3	8	Washer-Flat
18	93-5023	2	Spacer
19	95-5622	1	Hanger-Rubber
20	321-6	4	Screw-HH
21	66-8800	1	Relay
22	3296-42	6	Nut-Lock, NI
23	322-6	2	Screw-HH
24	104-5215	1	Pump-Fuel, Electric

Ref. No.	Part No.	Qty.	Description
25	98-9305	1	Filter-W ater/Fuel
26	353-781	2	Fitting
27	100-9333	1	Gasket-Muf fler
28	2412-125	1	Clamp-Hose
29	321-4	2	Screw-HH
30	3256-23	2	Washer-Flat
31	3256-22	2	Washer-Flat

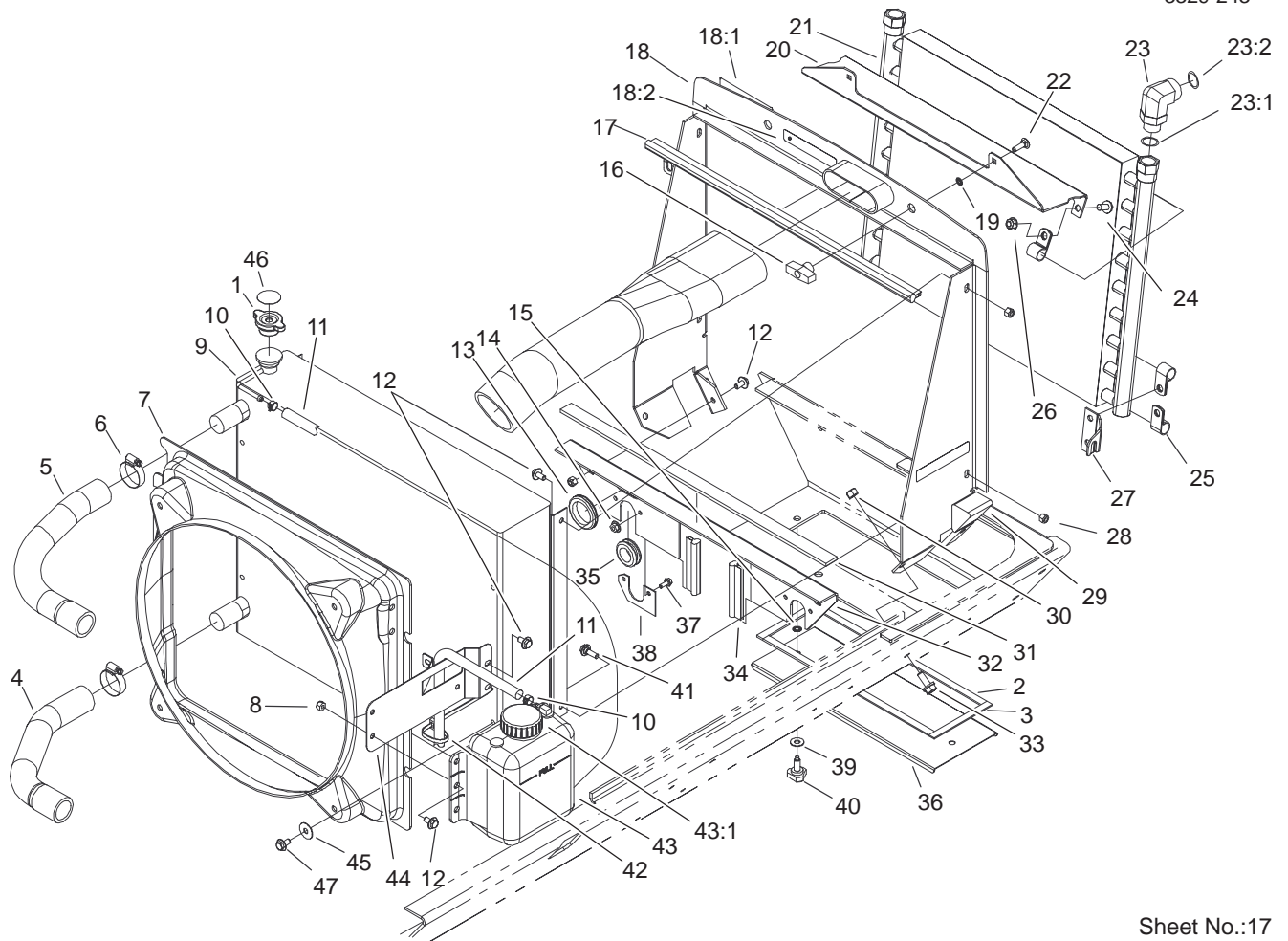


T-3330
Sheet No.:C3

Water/Fuel Separator Filter Assembly No. 98-9305

Ref. No.	Part No.	Qty.	Description
1	98-9772	1	Head-Filter
2	98-9764	1	Element
3	98-9774	1	O-Ring-Base, Filter
4	98-9775	1	Base-Filter
5	98-9773	1	Plug-Base, Filter
6	237-42	1	O-Ring
7	237-78	1	O-Ring
8	98-9776	1	Plug-Head, Filter
9	98-9777	1	Drain Valve ASM
10	285-22	2	Plug-Pipe

Ref. No.	Part No.	Qty.	Description

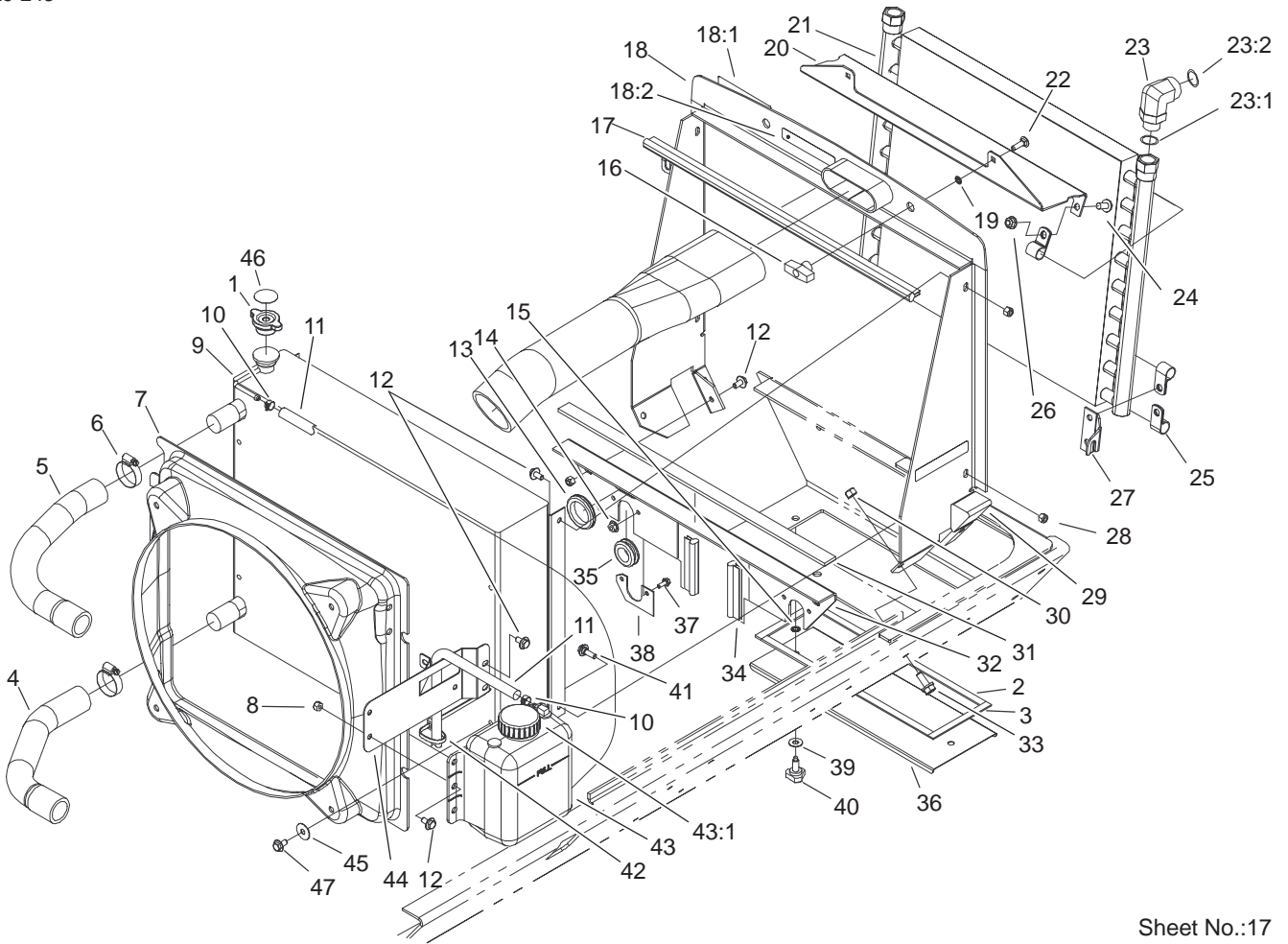


Sheet No.:17

Radiator, Oil Cooler and Support Assembly

Ref. No.	Part No.	Qty.	Description
1	93-5957	1	Cap-Radiator
2	105-0777	2	Strip-Foam
3	105-0778	2	Strip-Foam
4	100-5546	1	Hose-Radiator , Lower
5	100-5547	1	Hose-Radiator
6	2412-1 11	4	Clamp
7	99-5428	1	Shroud-Radiator
8	3296-29	5	Nut-Lock, NI
9	99-5426	1	Radiator
10	92-2379	3	Clamp-Hose
11	71-3370	2	Hose-Fuel
12	3234-7	10	Screw-HHF
13	240-3	1	Grommet-Rubber
14	32128-33	4	Nut-HF
15	32151-72	2	Ring-Retaining
16	98-7134	2	Knob-Handle
17	104-2223	1	Seal-Bulb
18	105-0757	1	Radiator Support ASM
18:1	93-7275	1	Decal-Fluid, Starting
18:2	93-7272	3	Decal-W arning
19	104-8310	2	Ring-Retaining
20	104-7522-03	1	Bracket-Cooler , Oil
21	99-5495	1	Cooler-Oil
22	3230-22	2	Screw-CARR
23	104-3796	2	Fitting-HYD, 90°
23:1	237-81	1	O-Ring

Ref. No.	Part No.	Qty.	Description
23:2	340-65	1	O-Ring
24	3234-1	6	Screw-HHF
25	2412-81	6	Clamp
26	104-8301	6	Nut-Flange, NI
27	100-3078-03	1	Bracket-Cooler , LH
27	100-3077-03	1	Bracket-Cooler , RH
28	104-8300	4	Nut-Flange, NI
29	93-5954	2	Foam-Plug
30	3296-39	4	Nut-Lock, NI
31	104-2226	1	Strip-Foam
32	99-5517-03	1	Support-Lower
33	3234-24	4	Screw-HHF
34	104-2224	2	Seal-Bulb
35	237-165	2	Grommet
36	104-2287-03	1	Cover-Frame
37	3234-33	4	Screw-HHF
38	104-831 1	2	Plate
39	3256-3	2	Washer-Flat
40	95-9648	2	Knob
41	28-0540	2	Bolt-Shoulder
42	3290-378	1	Tie-Cable
43	104-2276	1	Reservoir-Coolant
43:1	87-7050	1	Cap-Reservoir
44	100-5505-03	1	Bracket-T ank
45	3256-35	4	Washer-Flat
46	106-6755	1	Decal-Radiator Cap

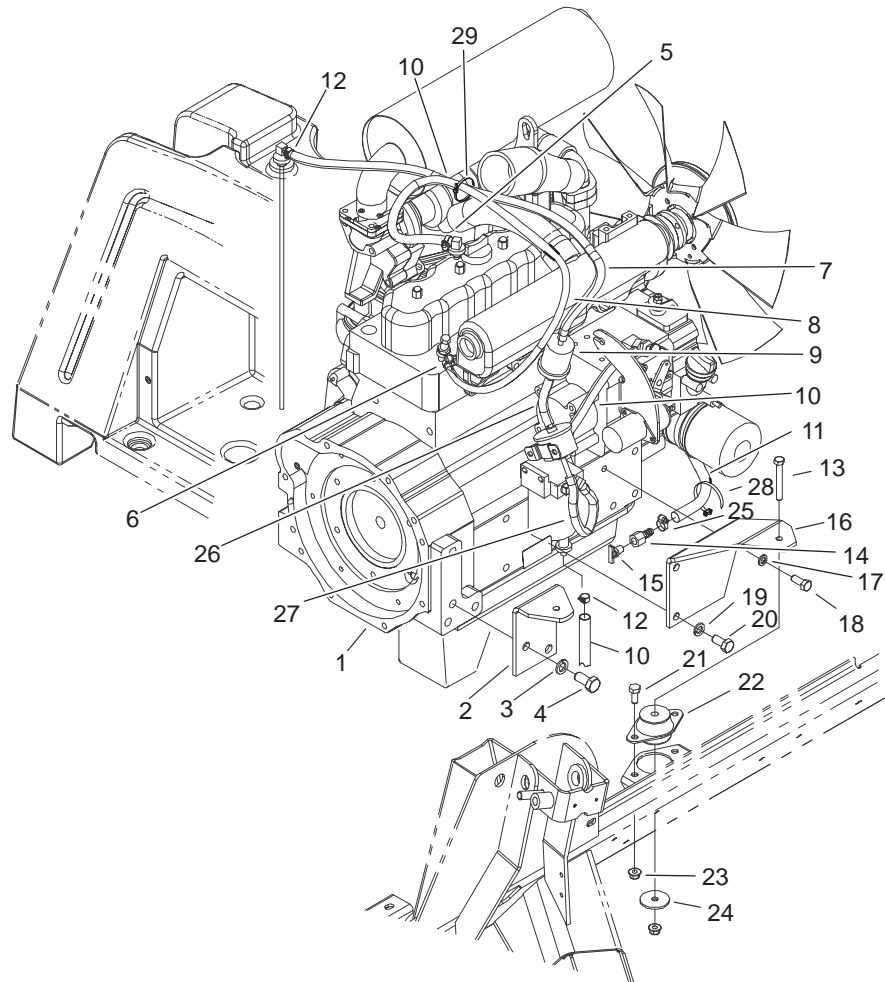


Sheet No.:17

Radiator, Oil Cooler and Support Assembly (Continued)

Ref. No.	Part No.	Qty.	Description
47	322-1	4	Screw-HH

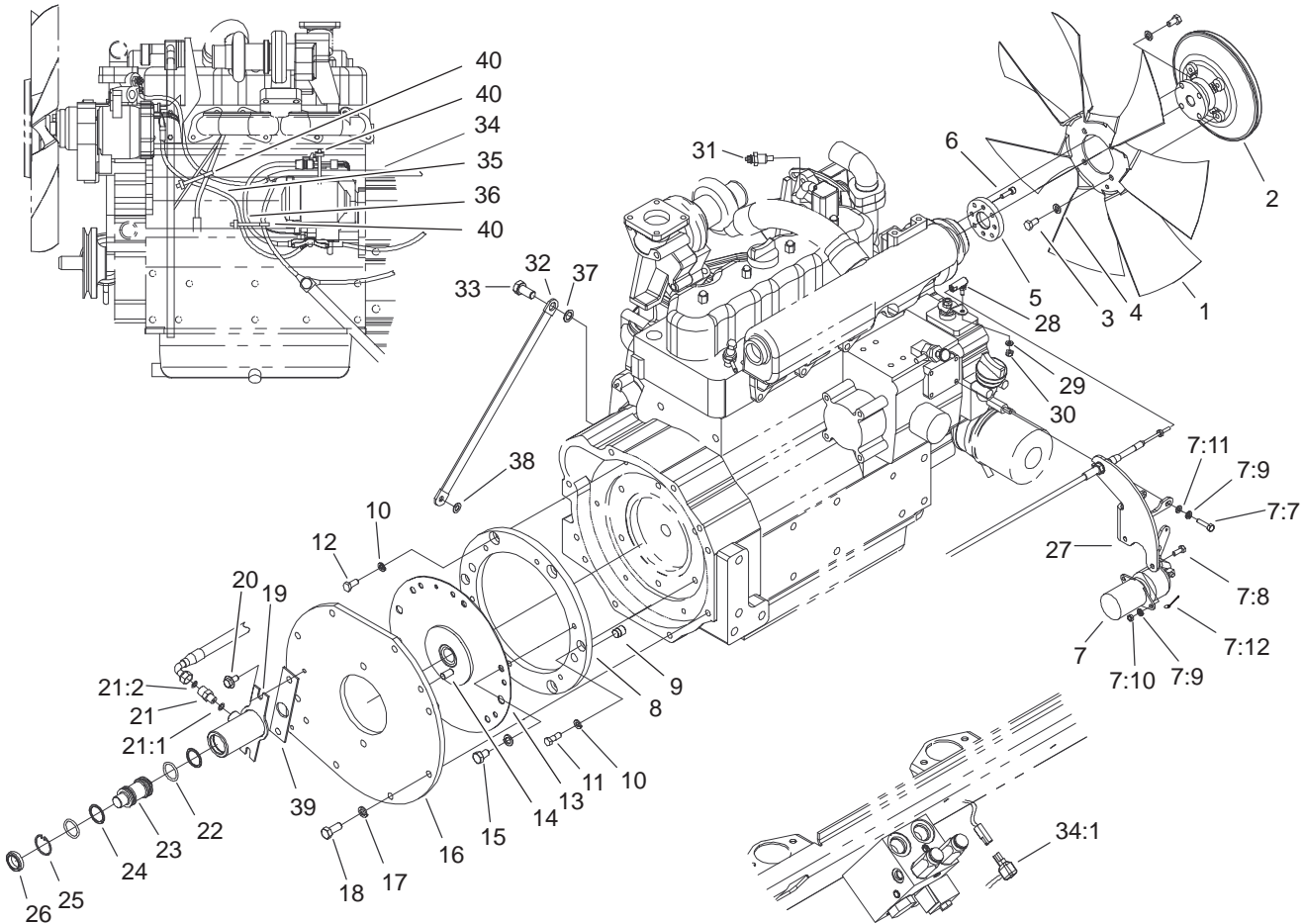
Ref. No.	Part No.	Qty.	Description
----------	----------	------	-------------



Sheet No.:18

Engine and Mount Assembly

Ref. No.	Part No.	Qty.	Description	Ref. No.	Part No.	Qty.	Description
1	99-5413	1	Engine-Turbo, Kubota	23	104-8301	12	Nut-Flange, NI
2	100-3147-03	1	Mount-Engine, LH	24	63-7400	4	Washer-Rebound
2	100-3148-03	1	Mount-Engine, RH	25	2412-108	2	Clamp-Worm
3	43-5950	4	Washer-Lock, Spring	26	27-5350	1	Hose-Fuel
4	43-3210	4	Screw-HH	27	63-9640	1	Hose
5	2412-108	1	Clamp-Worm	28	3290-379	1	Tie-Cable
6	2412-80	1	Clamp-Line, Fuel	29	3290-378	1	Tie-Cable
7	63-7630	1	Hose-Fuel				
8	75-4706	1	Hose-Fuel				
9	98-7612	1	Filter-Fuel				
10	19-3250	2	Hose-Fuel				
11	99-7376	1	Hose-Breather				
12	92-2379	9	Clamp-Hose				
13	323-14	4	Screw-HH				
14	354-94	1	Fitting-Female, Barbed				
15	93-5528	1	Fitting-Cock, Drain				
16	106-2048-03	1	Mount-Engine, RH				
16	106-2049-03	1	Mount-Engine, LH				
17	48-9590	1	Washer-Lock				
18	43-0090	1	Screw-HH				
19	48-8070	5	Washer-Lock				
20	42-9250	5	Bolt				
21	323-5	8	Screw-HH				
22	53-9682	4	Support-Engine, Rubber				

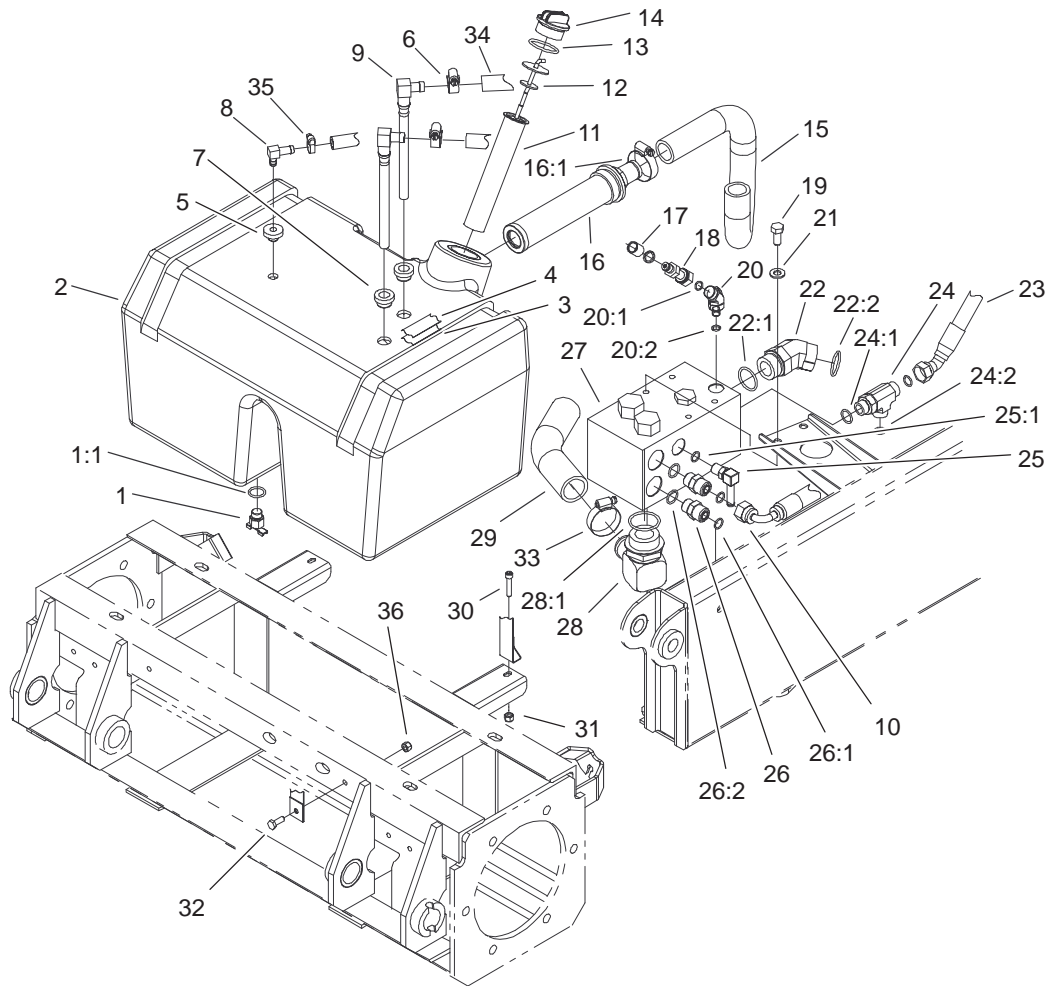


Sheet No.:19

Fan Drive and Flywheel Assembly

Ref. No.	Part No.	Qty.	Description
1	105-0750	1	Fan
2	104-2212	1	Clutch-Fan
3	322-2	8	Screw-HH
4	3253-4	8	Washer-Lock
5	100-3066	1	Adapter-Fan
6	52-6290	4	Screw-HH
7	98-3817	1	Solenoid Kit
7:7	33113-025	3	Screw-HH
7:8	33113-016	2	Screw-HH
7:9	48-8020	5	Washer-Spring
7:10	33013-00	2	Nut-Hex
7:11	33093-00	3	Washer-Flat
7:12	3272-2	1	Pin-Cotter
8	100-5633	1	Spacer-Coupling
9	58-3590	2	Dowel
10	42-9850	6	Washer-Lock, Spring
11	100-5634	2	Bolt-Shoulder
12	33114-020	4	Screw-HH
13	92-1753	1	Coupling-Spring
14	100-5635	2	Pin-Plate
15	70-8470	6	Screw-HH
16	100-5632-03	1	Plate-Adapter
17	48-9590	14	Washer-Lock
18	43-0090	8	Screw-HH
19	104-2291	1	Cylinder ASM
20	3234-5	2	Screw

Ref. No.	Part No.	Qty.	Description
21	340-92	1	Fitting-HYD, Straight
21:1	237-78	1	O-Ring
21:2	237-21	1	O-Ring
22	237-185	2	O-Ring
23	104-2295	1	Piston-Cylinder
24	104-2296	2	Ring-Back Up
25	32151-51	1	Ring-Retaining
26	104-8304	1	Seal-Grease
27	104-7540-03	1	Support-Cable
28	2411-38	1	Joint-Ball
29	3256-51	1	Washer-Flat
30	3296-21	1	Nut-Lock, NI
31	98-9346	1	Sender-Temperature
32	18-2770	1	Cable-Ground
33	42-9250	1	Bolt
34	100-5553	1	Harness-Wire, Engine
34:1	100-4918	3	Diode
35	100-5552	1	Harness-Wire
36	99-3441	1	Harness-Wire, Fusible Link
37	3255-2	1	Washer-Lock/Ext
38	3255-8	1	Washer-Lock
39	105-3238-03	2	Plate-Shim
40	3290-378	3	Tie-Cable

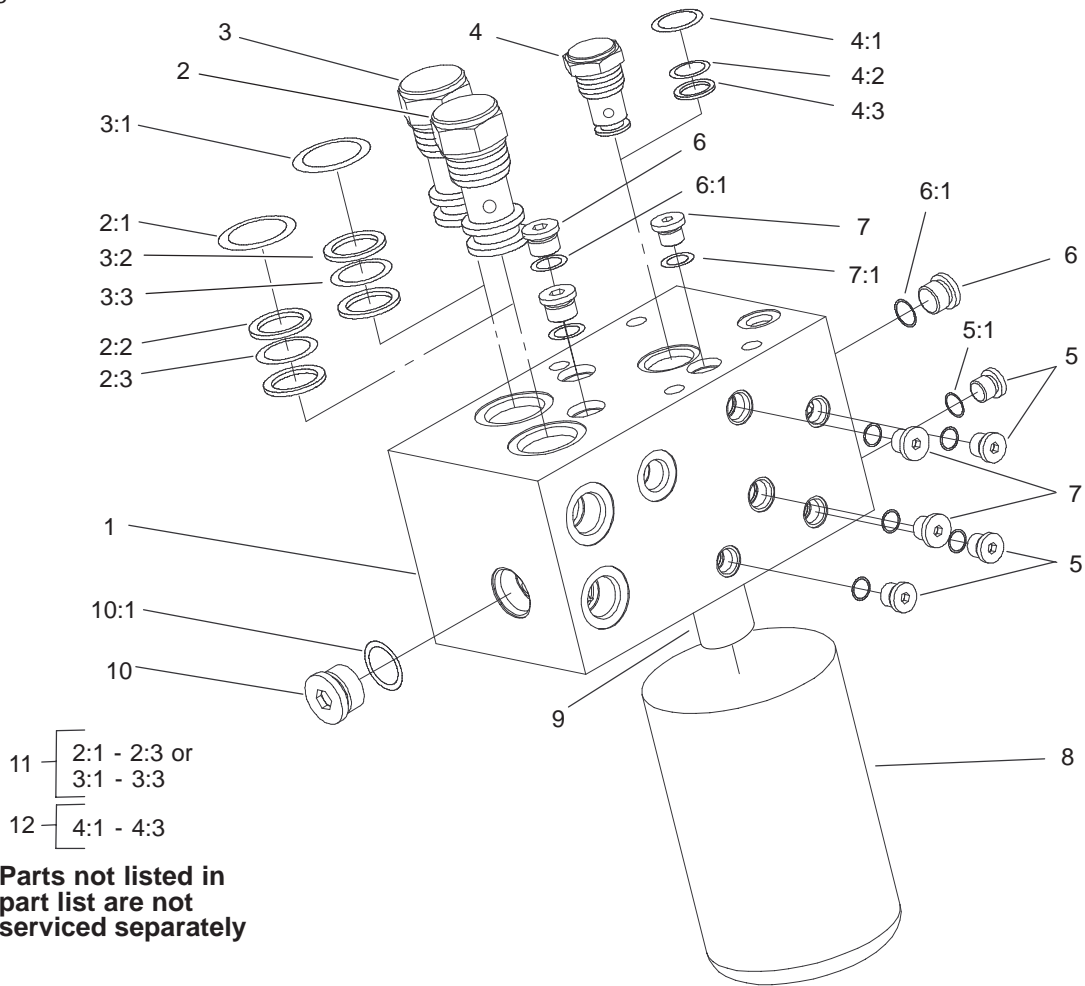


Sheet No.:20

Hydraulic Reservoir and Filter Assembly

Ref. No.	Part No.	Qty.	Description
1	104-8334	1	Petcock
1:1	237-42	1	O-Ring
2	104-0703	1	Reservoir-HYD
3	93-5273	2	Strap-Felt
4	104-0794	2	Strap
5	46-6560	1	Bushing
6	2412-36	2	Clamp-Hose
7	104-0790	2	Bushing
8	46-6550	1	Fitting-HYD, 90°
9	104-0791	2	Pipe-Stand
10	100-5522	1	Hose ASM
11	61-2790	1	Filter-Screen
12	105-2812	1	Dipstick ASM
13	94-8166	1	O-Ring
14	93-7498	1	Plug-Plastic
15	100-5528	1	Hose-Suction
16	104-7546	1	Strainer-Tank
16:1	340-136	1	O-Ring
17	354-79	1	Cap-Dust
18	86-5480	1	Nipple-Test
19	323-5	3	Screw-HH
20	340-54	1	Elbow-45°
20:1	237-22	1	O-Ring
20:2	237-78	1	O-Ring
21	3256-24	3	Washer-Flat
22	104-3509	1	Fitting-HYD, 45°

Ref. No.	Part No.	Qty.	Description
22:1	237-146	1	O-Ring
22:2	340-65	1	O-Ring
23	100-5521	1	Hose ASM
24	340-109	1	Fitting-HYD, Tee
24:1	237-79	1	O-Ring
24:2	237-30	2	O-Ring
25	354-135	1	Fitting-HYD, 90°
25:1	237-42	1	O-Ring
26	340-4	2	Adapter
26:1	237-30	1	O-Ring
26:2	237-79	1	O-Ring
27	100-5558	1	Manifold-Filter
28	92-7526	1	Fitting-HYD, 90°
28:1	237-101	1	O-Ring
29	104-0728	1	Hose-Filter
30	3274-51	2	Screw-HSH
31	3296-42	2	Nut-Lock, NI
32	321-4	2	Screw-HH
33	2412-1 11	2	Clamp
34	100-5592	1	Hose
35	2412-108	1	Clamp-W orm
36	32128-33	2	Nut-HF



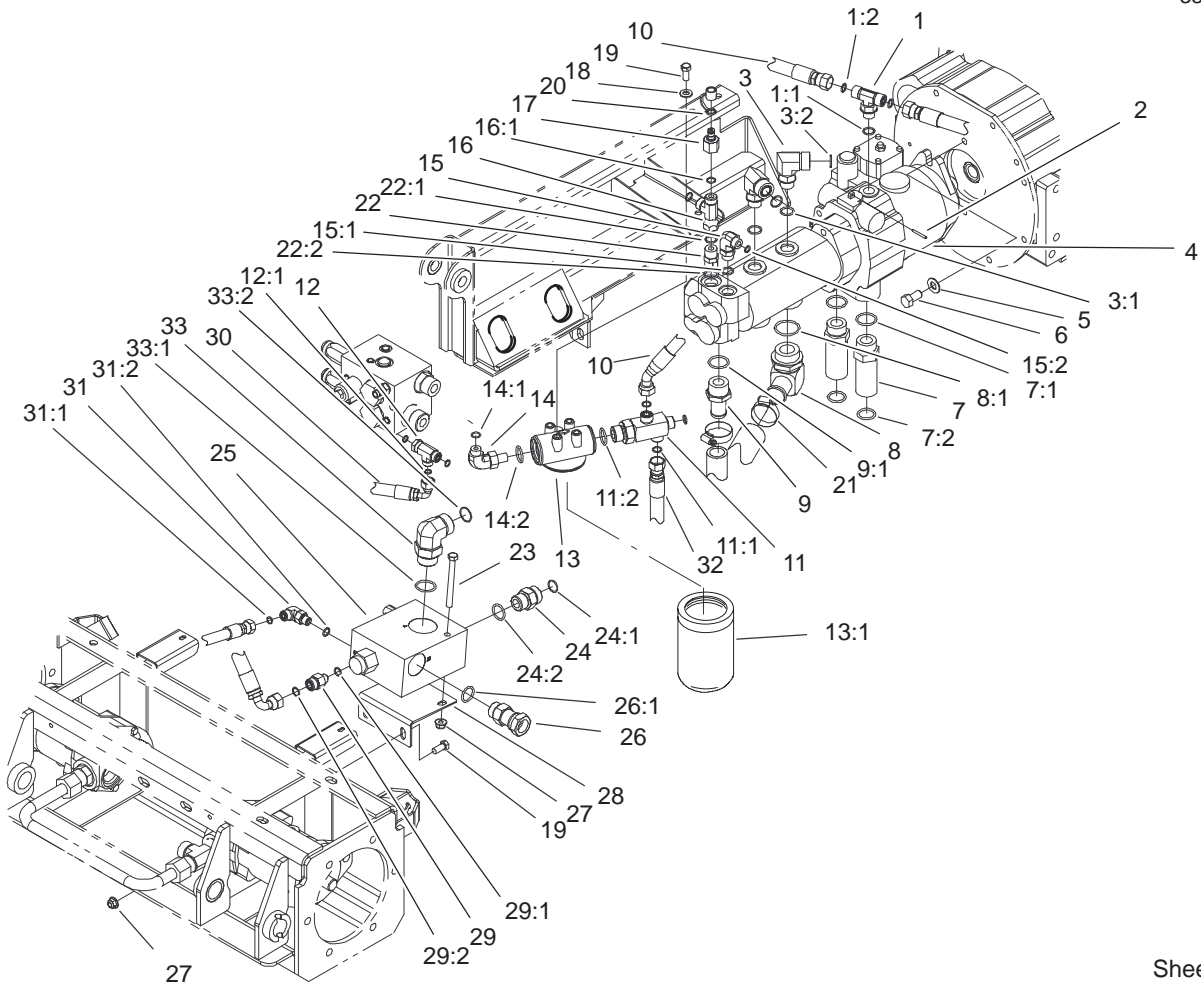
T-3771
Sheet No.:C4

Filter Manifold Assembly No. 100-5558

Ref. No.	Part No.	Qty.	Description
☆1		1	Manifold
2	104-4292	1	Valve-Check
3	104-4293	1	Valve-Check
4	104-4294	1	Valve-Check
5	353-990	4	Plug
5:1	237-78	1	O-Ring
6	353-989	3	Plug-Hex, Hollow
6:1	237-42	1	O-Ring
7	354-137	3	Plug
7:1	237-86	1	O-Ring
8	94-2621	1	Element-Filter
☆9		1	Nipple-Filter
10	354-70	1	Plug-Hex, Hollow
10:1	237-80	1	O-Ring
11	99-5504	2	Seal Kit
12	99-5503	1	Seal Kit

Ref. No.	Part No.	Qty.	Description

☆ Not serviced separately



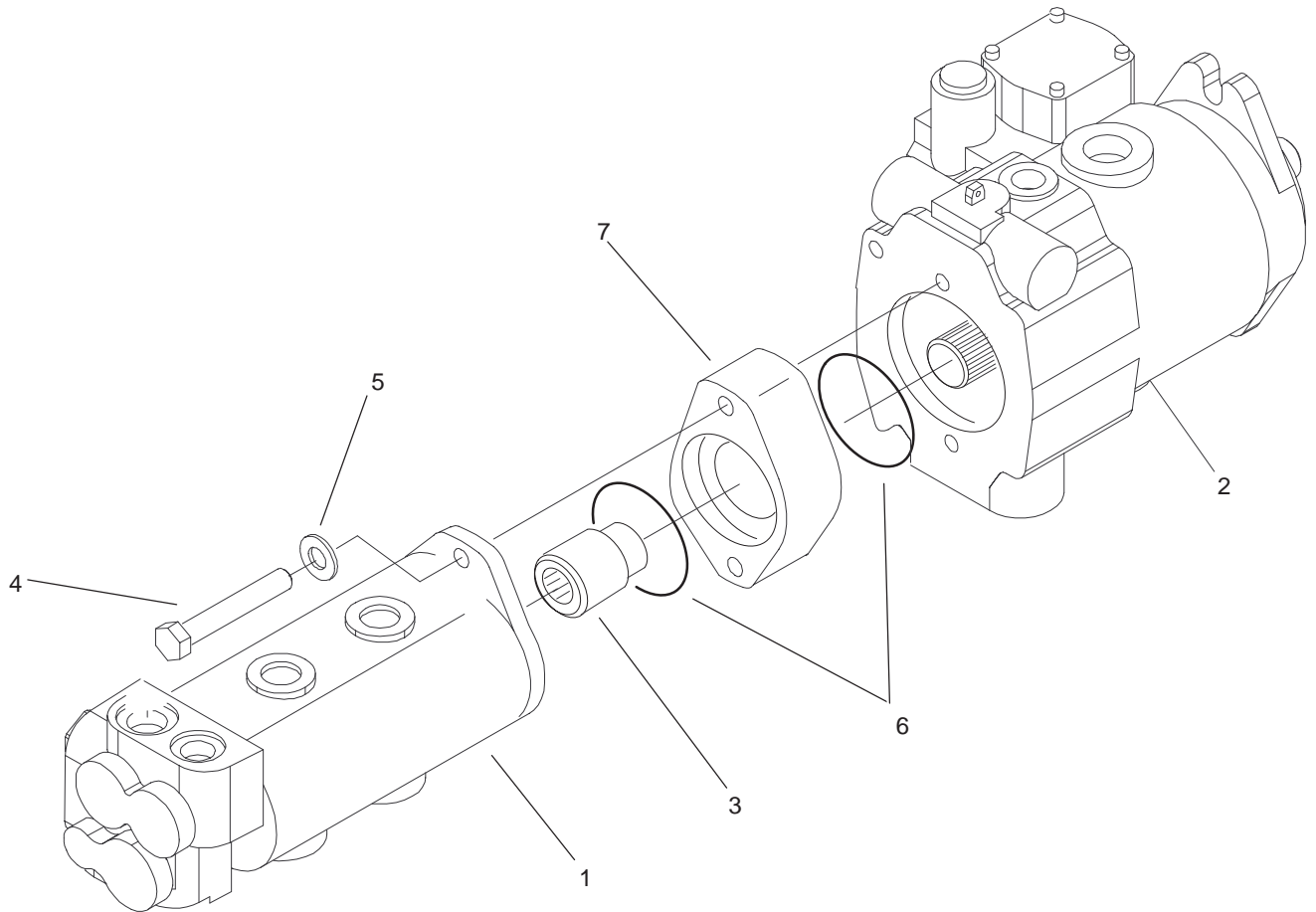
Sheet No.:21

Pump Installation and Filter Assembly

Ref. No.	Part No.	Qty.	Description
1	340-157	1	Fitting-HYD
1:1	237-79	1	O-Ring
1:2	237-30	2	O-Ring
2	32121-77	1	Pin-Roll
3	340-16	2	Fitting-HYD, 90°
3:1	237-80	1	O-Ring
3:2	237-58	1	O-Ring
☆4		1	Pump ASM
5	87-7270	2	Washer-Thrust
6	3213-1	2	Screw-HH
7	100-5565	2	Fitting-HYD
7:1	237-146	1	O-Ring
7:2	340-65	1	O-Ring
8	92-7526	1	Fitting-HYD, 90°
8:1	237-101	1	O-Ring
9	354-78	1	Connector-Hose
9:1	237-146	1	O-Ring
10	100-5521	1	Hose ASM
11	106-4318	1	Fitting-Special
11:1	237-30	3	O-Ring
11:2	237-81	1	O-Ring
12	340-115	1	Fitting-Tee
12:1	237-22	2	O-Ring
13	93-2242	1	Oil Filter ASM
13:1	75-1310	1	Element-Filter
14	340-131	1	Elbow-90°

Ref. No.	Part No.	Qty.	Description
14:1	237-30	1	O-Ring
14:2	237-81	1	O-Ring
15	340-18	1	Fitting-HYD, 90°
15:1	237-79	1	O-Ring
15:2	237-22	1	O-Ring
16	340-104	1	Tee-Fitting
16:1	237-30	2	O-Ring
17	100-5616	1	Fitting-HYD
18	3256-24	2	Washer-Flat
19	323-5	4	Screw-HH
20	354-79	1	Cap-Dust
21	2412-111	2	Clamp
22	340-6	1	Fitting-HYD, Straight
22:1	237-30	1	O-Ring
22:2	237-80	1	O-Ring
23	323-42	1	Screw-HH
24	340-9	1	Fitting-Straight
24:1	237-58	1	O-Ring
24:2	237-81	1	O-Ring
25	105-4516	1	Manifold-T raction
26	106-2009	1	Fitting-HYD, Swivel
26:1	237-81	1	O-Ring
27	104-8301	3	Nut-Flange, NI
28	105-3232-03	1	Bracket-V alve
29	340-5	1	Fitting-Straight
29:1	237-42	1	O-Ring

☆ Not serviced separately

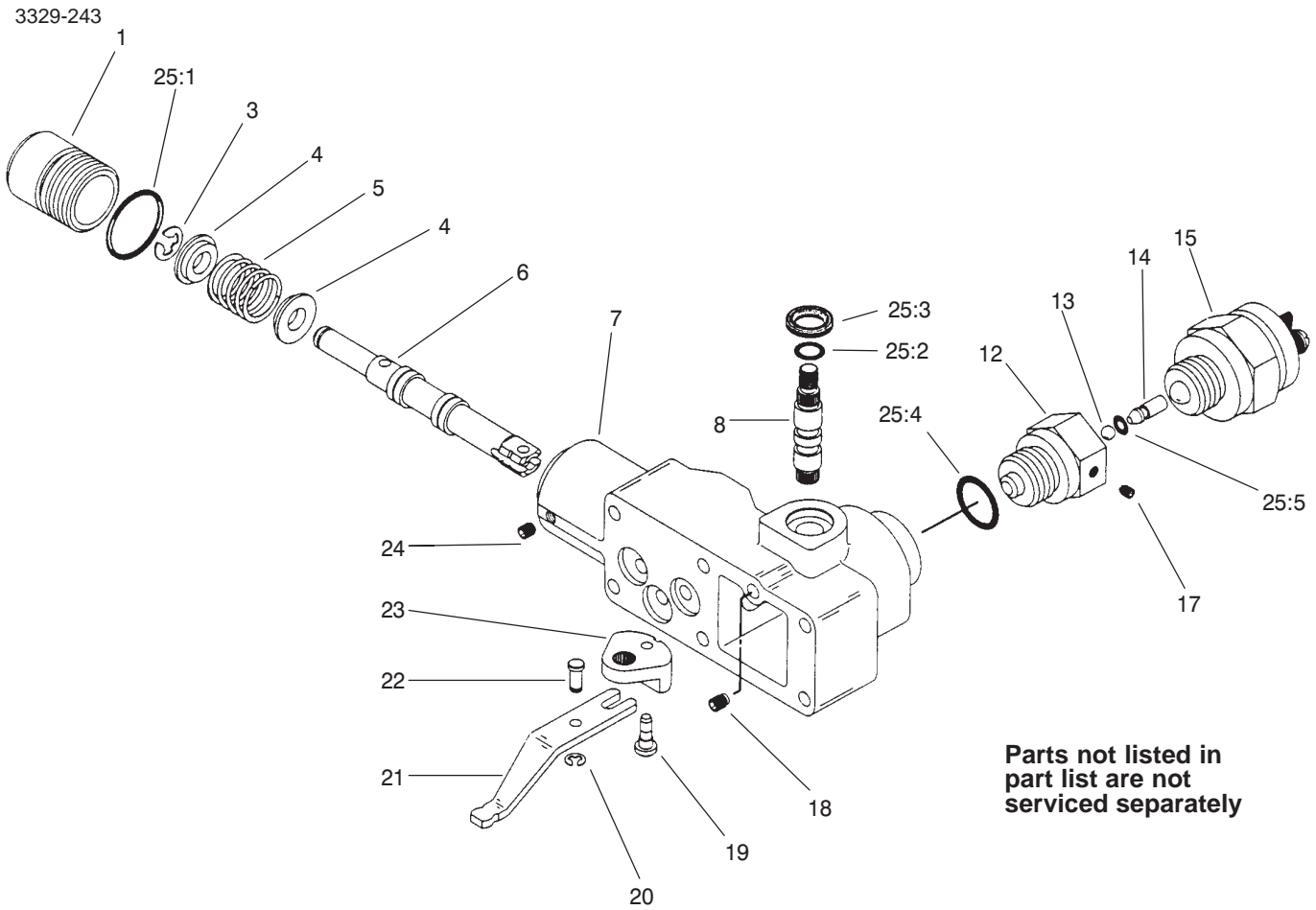


Sheet No.:C5

Pump Assembly

Ref. No.	Part No.	Qty.	Description
1	100-3051	1	Gear Pump ASM
2	105-4567	1	Pump-Piston
3	74-9030	1	Coupler
4	323-32	2	Screw-HH
5	60-3540	2	Washer
6	60-3520	2	O-Ring
7	99-5510	1	Spacer

Ref. No.	Part No.	Qty.	Description



T-2119-1
Sheet No.:C8

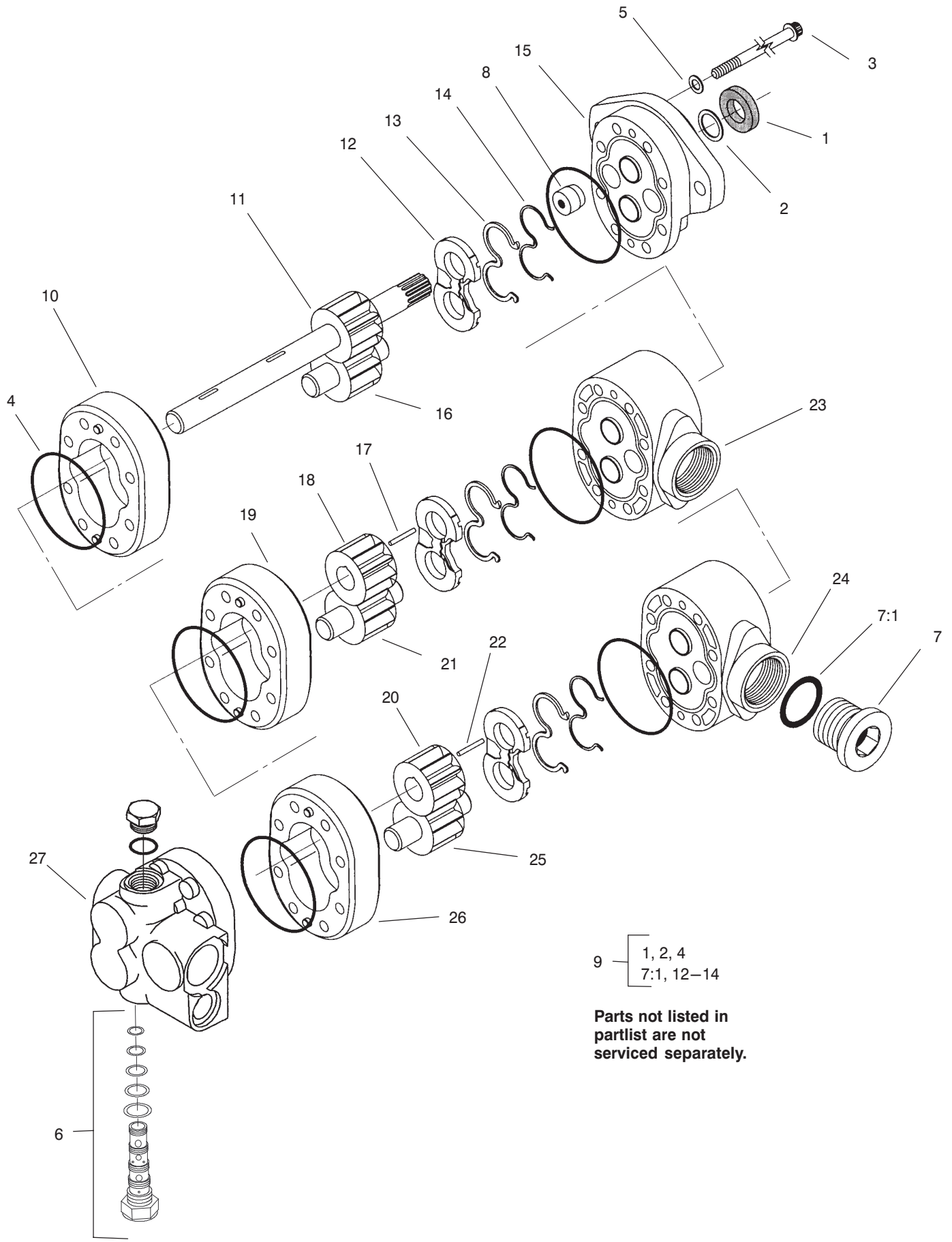
Manual Servo Control Assembly No. 93-6306

Ref. No.	Part No.	Qty.	Description
☆1		1	Plug
☆3		1	Ring-Retaining
☆4		2	Retainer-Spring
☆5		1	Spring
☆6		1	Valve-Spool
☆7		1	Housing-Control
☆8		1	Shaft-Input
☆12		1	Adaptor
☆13		1	Ball
☆14		1	Pin
15	94-3043	1	Switch-Safety , Neutral
☆17		1	Screw-Set
☆18		1	Screw-Set
☆19		1	Pin
☆20		1	Ring-Retaining
☆21		1	Link
☆22		1	Pin-Dowel
☆23		1	Crank-Bell
☆24		1	Screw-Set
25	94-3044	1	Seal Kit
☆25:1		1	O-Ring
☆25:2		1	O-Ring
☆25:3		1	Seal-Wiper
☆25:4		1	O-Ring
☆25:5		1	O-Ring

Ref. No.	Part No.	Qty.	Description

☆ Not serviced separately

Gear Pump Assembly No. 100-3051



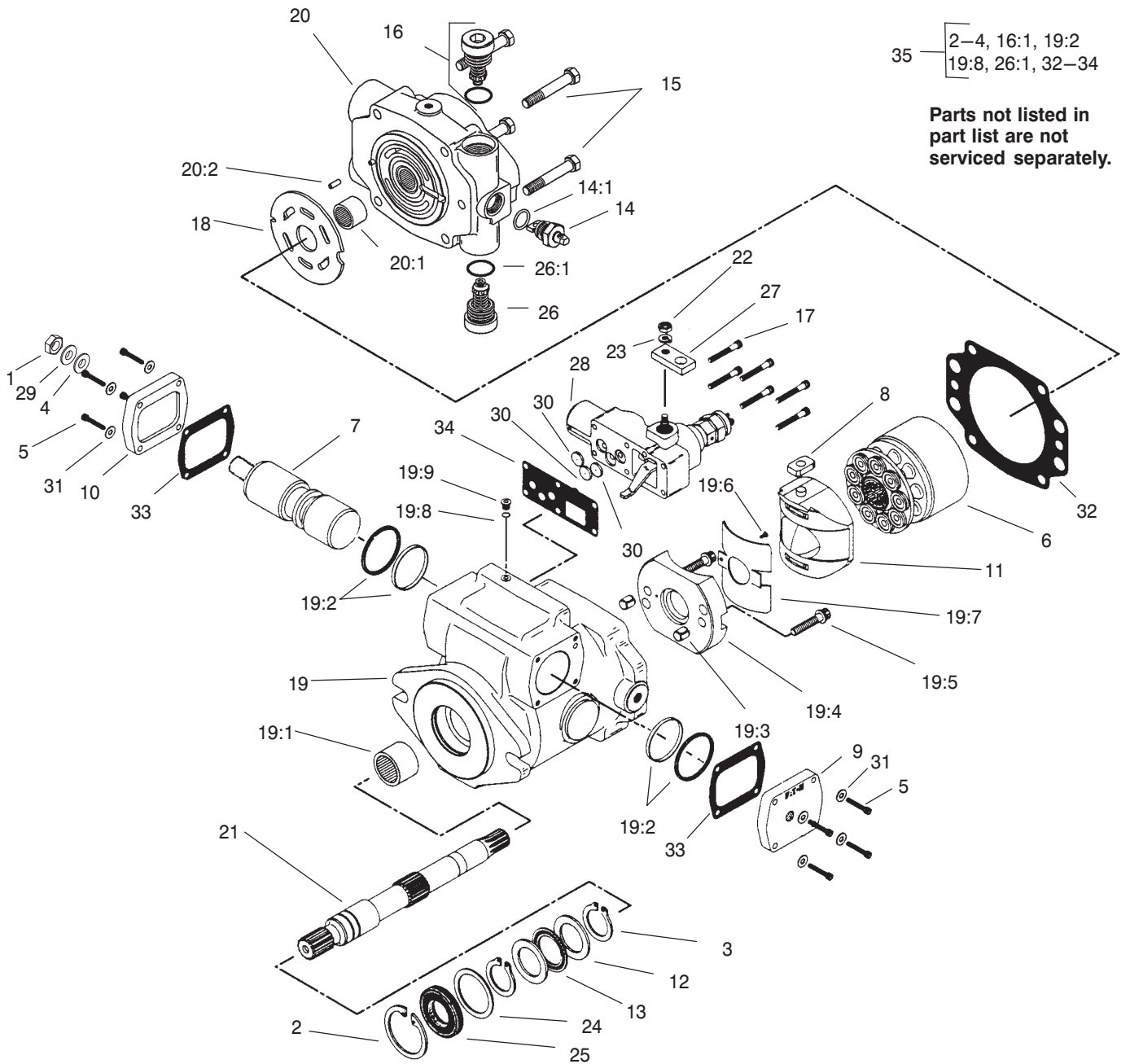
Gear Pump Assembly No. 100-3051

Ref. No.	Part No.	Qty.	Description
1	49-2640	1	Seal-Shaft
2	60-5890	1	Washer
3	105-2867	8	Capscrew
4	105-2866	6	O-Ring
5	74-8920	4	Washer-Copper
6	105-2870	1	Valve-Proportional
7	94-3013	1	Plug
☆7:1		1	O-Ring
8	94-3011	1	Plug
9	105-2868	1	Seal Kit
☆10		1	Body
☆11		1	Drive Gear ASM
☆12		3	Plate-W ear
☆13		3	Seal-Pressure, Balance
☆14		3	Gasket-Backup
☆15		1	Front Plate ASM
☆16		1	Gear-Idler
☆17		1	Key
☆18		1	Gear
☆19		1	Body
☆20		1	Gear
☆21		1	Gear-Idler
☆22		1	Key
☆23		1	Plate-Adaptor
☆24		1	Plate-Adaptor
☆25		1	Gear-Idler
☆26		1	Body
☆27		1	Backplate ASM

Ref. No.	Part No.	Qty.	Description

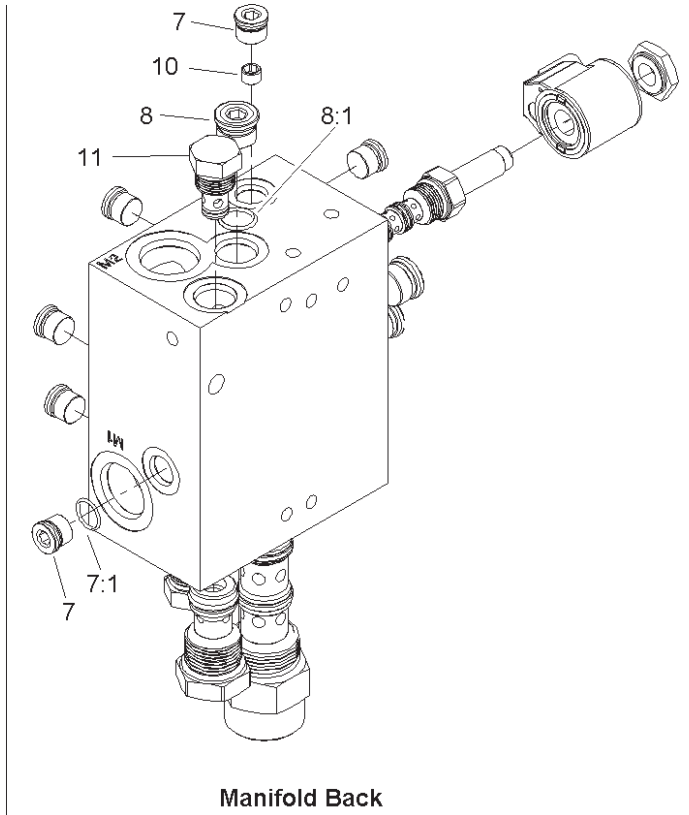
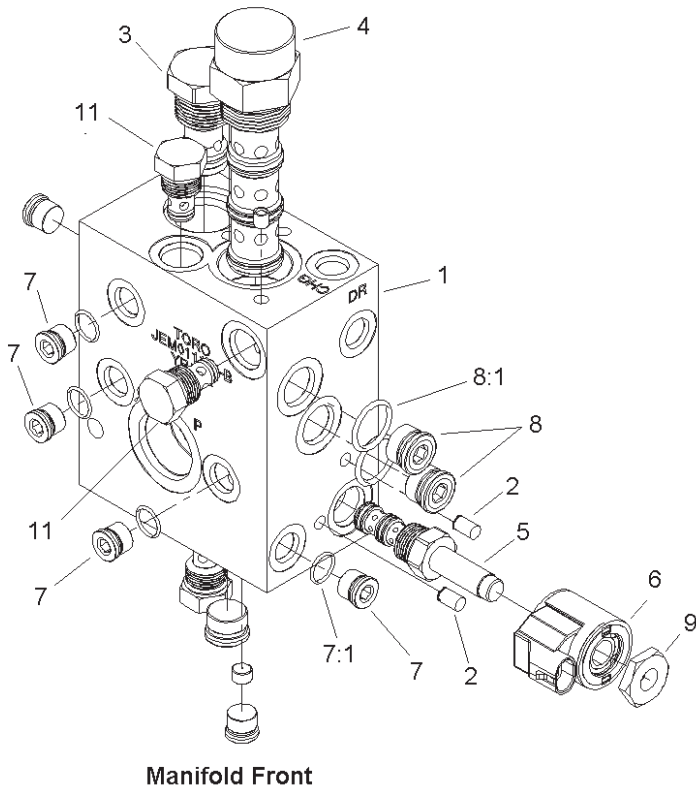
☆ Not serviced separately

Piston Pump Assembly No. 105-4567



35 — 2-4, 16:1, 19:2
19:8, 26:1, 32-34

Parts not listed in part list are not serviced separately.



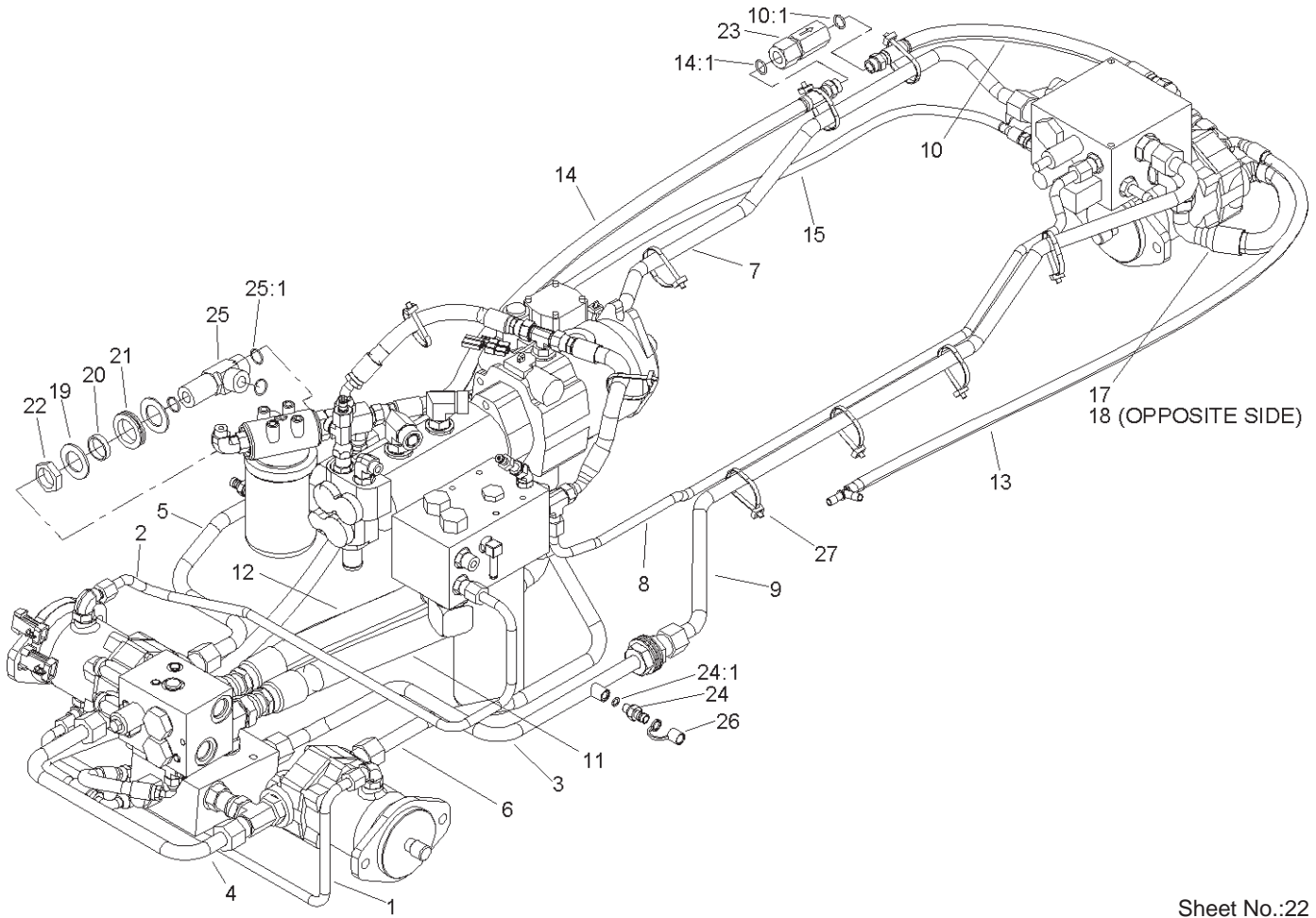
Sheet No.:C9

Traction Manifold Assembly No. 105-4516

Ref. No.	Part No.	Qty.	Description
☆1		1	Manifold
☆2		13	Plug
3	106-1997	1	Flow Divider
4	106-1996	1	Valve-Piloted Directional
5	106-1995	1	Valve-3 Way
6	105-9333	1	E-Coil
7	353-989	6	Plug-Hex, Hollow
7:1	237-42	1	O-Ring
8	353-988	3	Plug-Hex, Hollow
8:1	237-79	1	O-Ring
9	105-9332	1	Nut-E Coil
10	105-9326	1	Orifice
11	105-9321	3	Valve-Check

Ref. No.	Part No.	Qty.	Description

☆ Not serviced separately

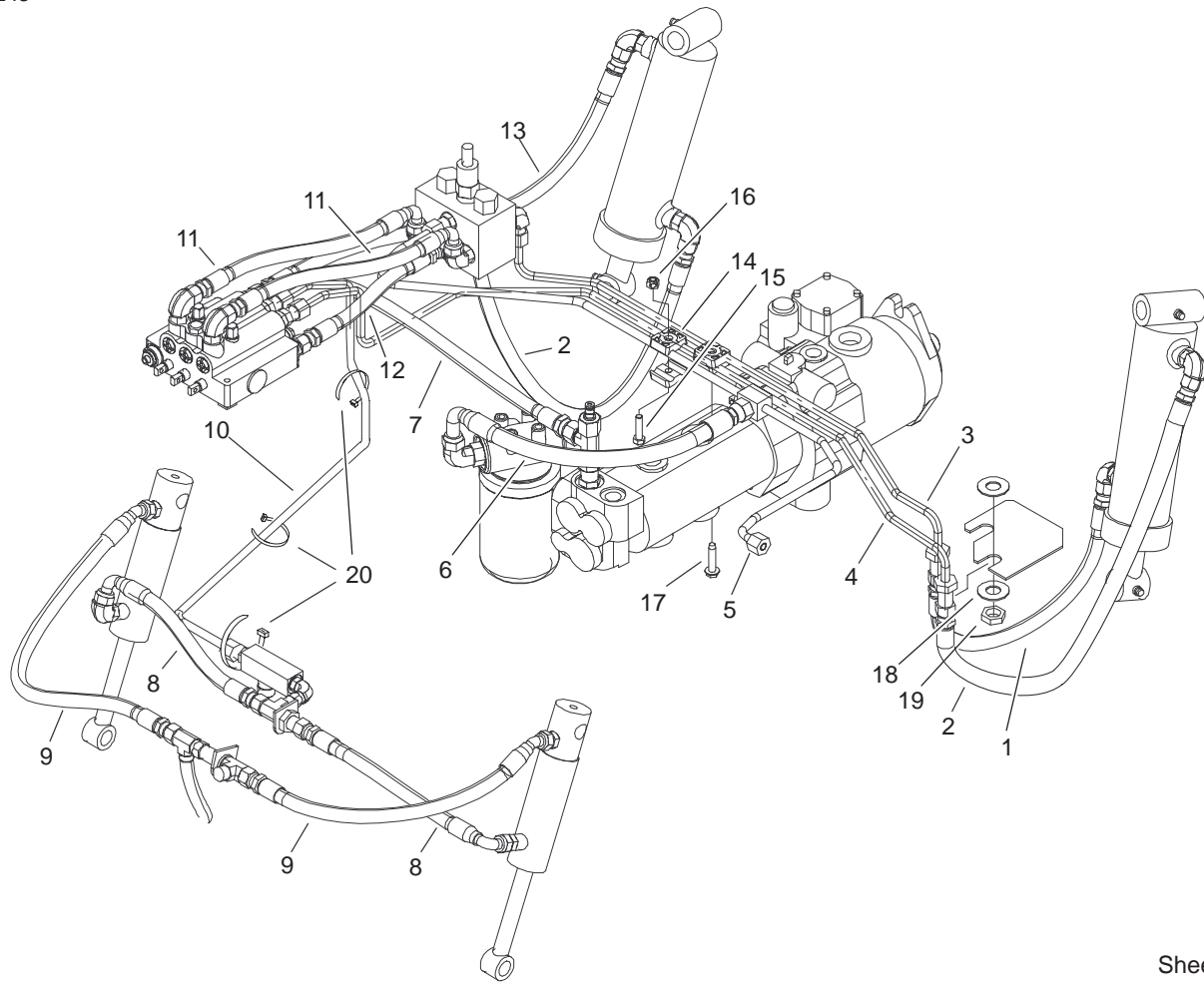


Sheet No.:22

Traction Hydraulic Plumbing Assembly

Ref. No.	Part No.	Qty.	Description
1	100-3095	1	Tube-HYD, Drain & Motors
2	104-0793	1	Tube-HYD, Drain Motor & Filter
3	105-3236	1	Tube-HYD
4	100-5574	1	Tube-HYD, Motor Front
5	104-3581	1	Tube-HYD, Motor RH
6	104-3582	1	Tube-HYD, Motor LH
7	100-5571	1	Tube-HYD, RH Rear Traction
8	105-4508	1	Tube-HYD, Charge LH
9	100-5572	1	Tube-HYD, LH Rear Traction
10	100-5617	1	Hose ASM
10:1	237-79	1	O-Ring
11	100-5524	1	Hose ASM
12	100-5525	1	Hose ASM
13	100-5614	1	Hose ASM
14	104-2237	1	Hose ASM
14:1	237-79	1	O-Ring
15	100-5643	1	Hose ASM
17	100-5579	1	Hose ASM
18	104-3502	1	Hose ASM
19	69-8910	4	Washer

Ref. No.	Part No.	Qty.	Description
20	69-8900	2	Spacer
21	240-7	2	Grommet-Rubber
22	340-126	2	Nut-Bulkhead
23	100-5600	1	Valve-Check
24	354-77	2	Fitting-Quick
24:1	237-78	1	O-Ring
25	104-3558	1	Fitting-Bulkhead
25:1	237-58	3	O-Ring
26	354-79	2	Cap-Dust
27	3290-378	10	Tie-Cable



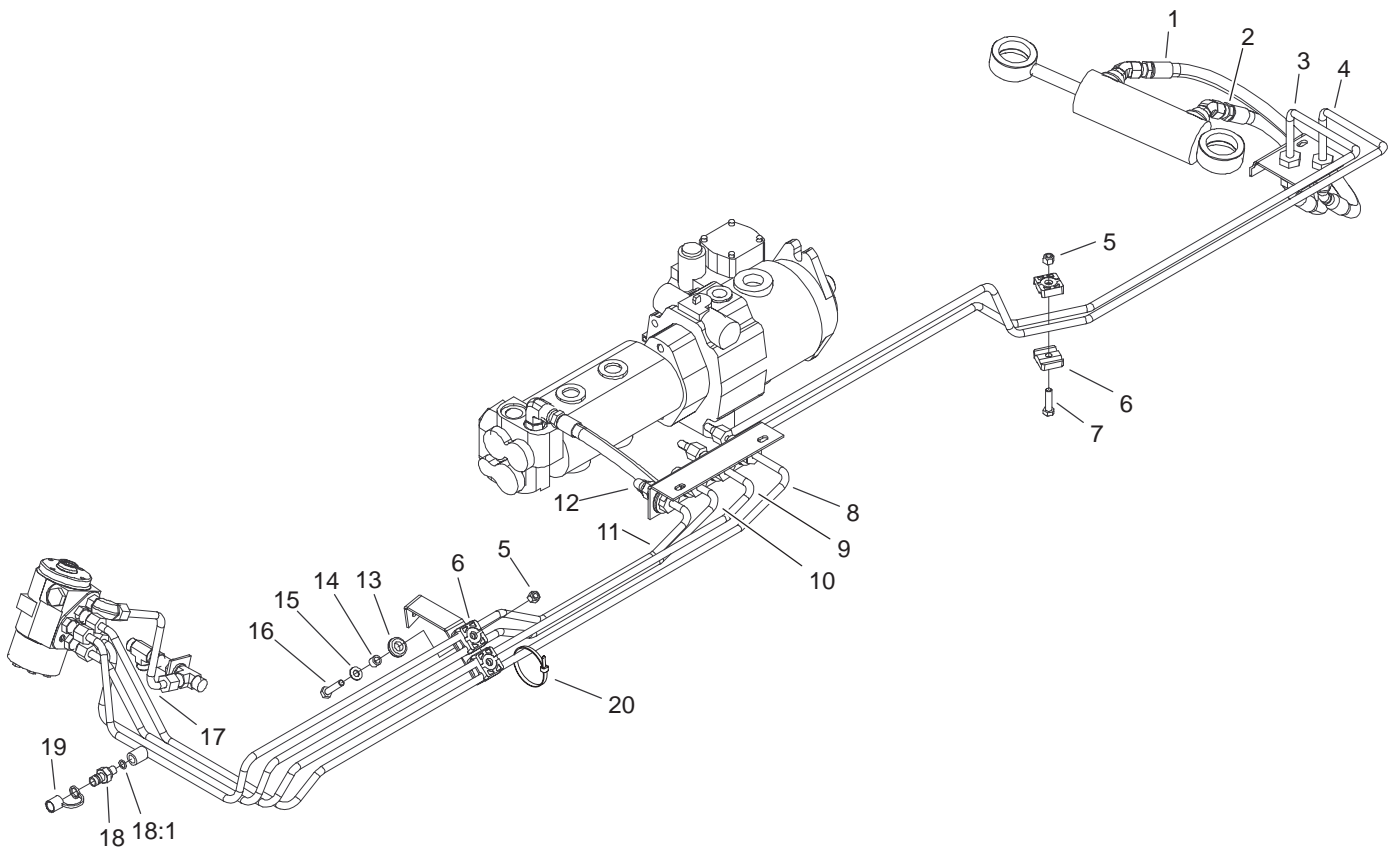
Sheet No.:24

Lift Arm Hydraulic Plumbing Assembly

Ref. No.	Part No.	Qty.	Description
1	100-5629	1	Hose ASM
2	100-5630	2	Hose ASM
3	100-3087	1	Tube-HYD, Left Return
4	100-3088	1	Tube-HYD, Lift
5	100-3089	1	Tube-HYD, Charge
6	83-9600	1	Hose ASM
7	104-2239	1	Hose ASM
*7:1	237-79	1	O-Ring
8	104-2234	2	Hose ASM
9	92-7595	2	Hose ASM
10	105-7371	1	Tube-HYD
11	104-2240	2	Hose ASM
12	100-5589	1	Hose ASM
13	100-5631	1	Hose ASM
14	56-7973	4	Clamp-Tube
15	322-6	1	Screw-HH
16	3296-29	1	Nut-Lock, NI
17	32144-57	1	Screw
18	69-8940	4	Washer
19	340-70	2	Nut-Lock
20	3290-378	5	Tie-Cable

Ref. No.	Part No.	Qty.	Description

* Not illustrated

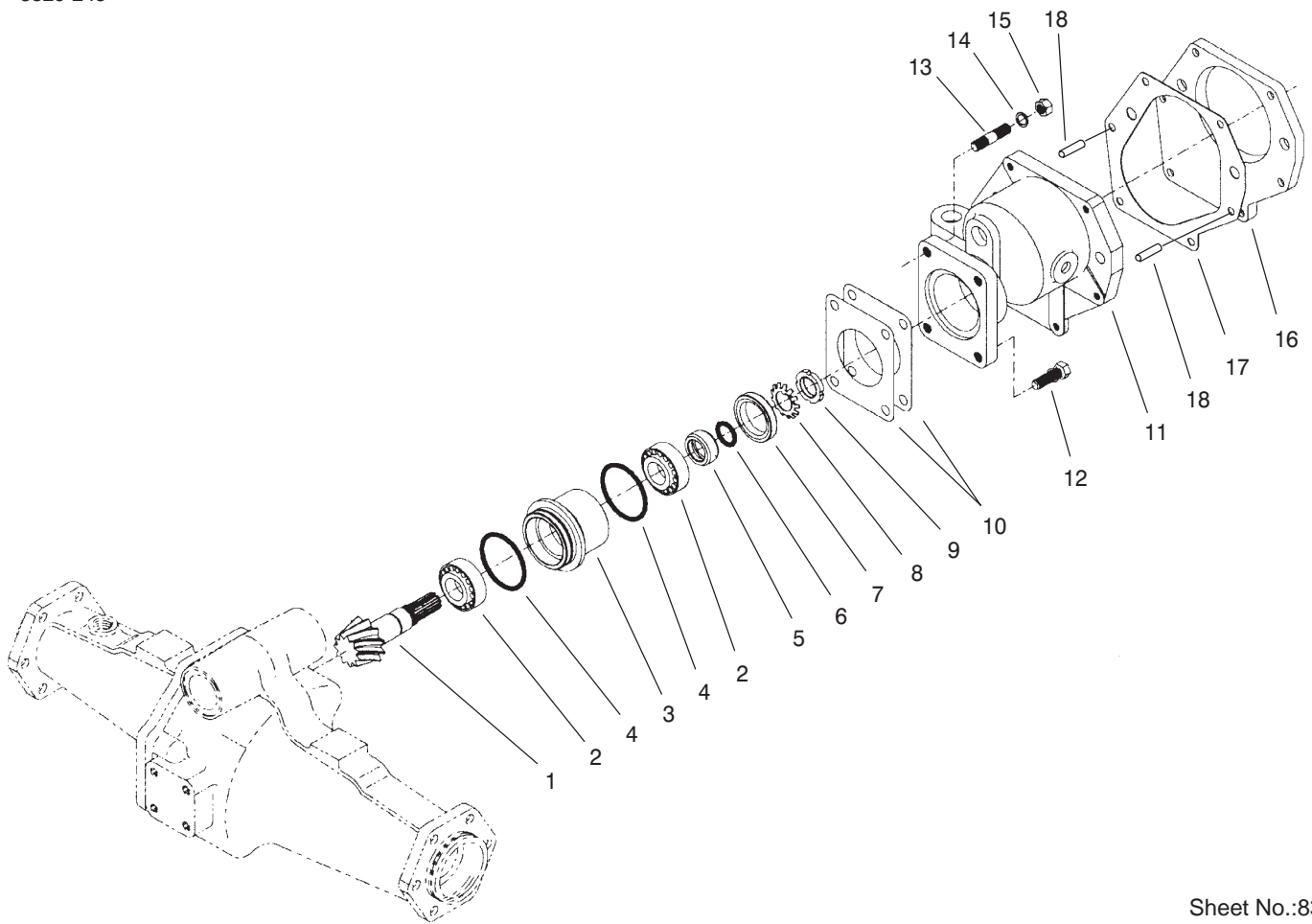


Sheet No.:25

Steering Hydraulic Plumbing Assembly

Ref. No.	Part No.	Qty.	Description
1	92-7538	1	Hose ASM
2	92-7539	1	Hose ASM
3	100-5576	1	Tube-HYD, RH Rear Steering
4	100-5575	1	Tube-HYD, LH Rear Steering
5	104-8300	3	Nut-Flange, NI
6	56-7973	6	Clamp-Tube
7	3234-36	1	Screw-HHF
8	100-3091	1	Tube-HYD, LH Front Steering
9	100-3092	1	Tube-HYD, RH Front Steering
10	100-3093	1	Tube-HYD, Beyond Power Steering
11	100-3090	1	Tube-HYD, Pressure Steering
12	69-5440	1	Hose ASM
13	93-5108	2	Grommet-Rubber
14	93-5109	2	Spacer
15	3256-71	2	Washer-Flat
16	322-8	2	Screw-HH
17	100-5588	1	Tube-HYD, Steer & Drain
18	354-77	1	Fitting-Quick
18:1	237-78	1	O-Ring

Ref. No.	Part No.	Qty.	Description
19	354-79	1	Cap-Dust
20	3290-378	2	Tie-Cable

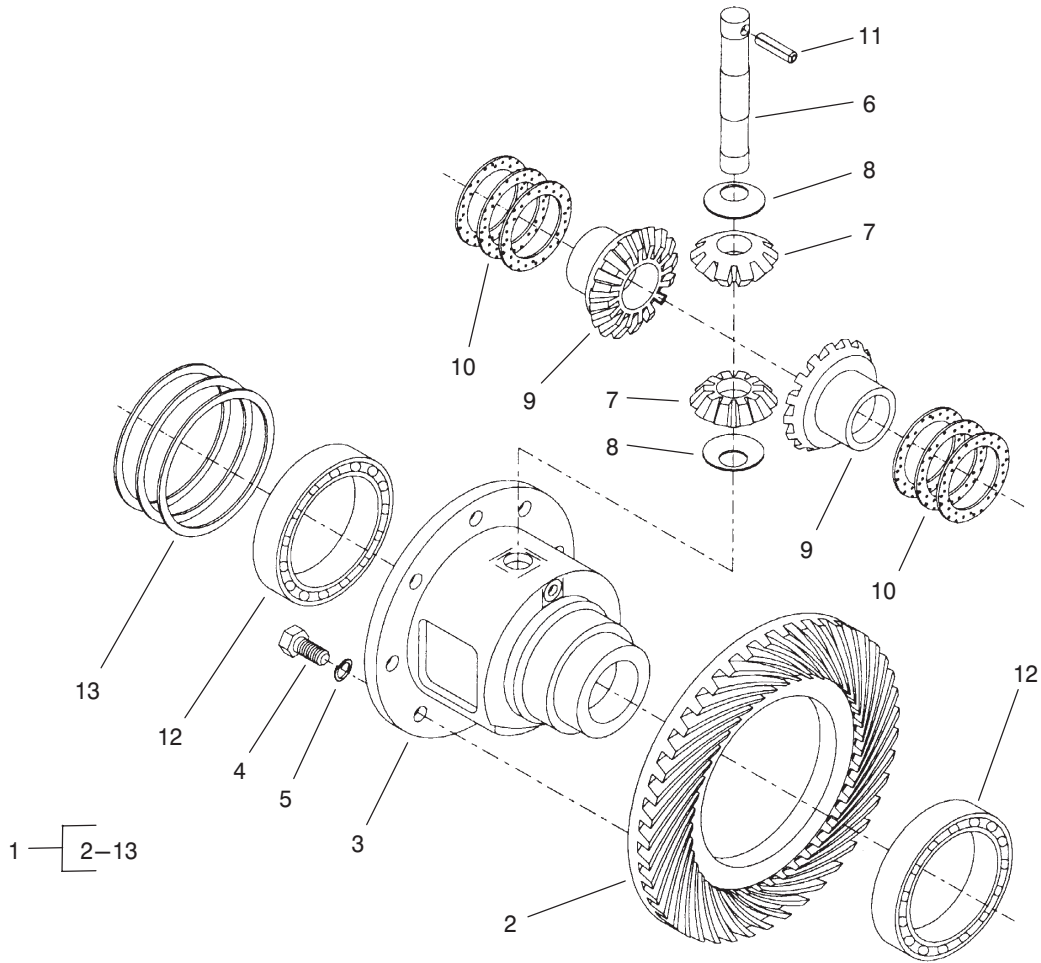


Sheet No.:83
T-3202-1

Bevel Pinion Shaft Assembly Rear Axle Assembly No. 100-3784

Ref. No.	Part No.	Qty.	Description
1	100-2555	1	Ring And Pinion Matched Set
2	99-7570	2	Bearing-Taper Roller
3	95-7534	1	Case-Bearing
4	99-7571	2	O-Ring
5	99-7572	1	Collar-Oil Seal
6	99-7573	1	O-Ring
7	99-7574	1	Seal-Oil
8	99-7559	1	Washer-Lock
9	99-7560	1	Nut-Lock
10	99-7550	2	Shim 0.1
10	99-7551	2	Shim 0.2
11	95-7533	1	Case-Gear
12	99-7575	2	Bolt
13	100-2556	2	Stud
14	99-7527	2	Washer-Spring
15	99-7526	2	Nut
16	95-7541	1	Plate-Cover
17	95-7540	1	Gasket
18	104-2353	2	Pin-Dowel

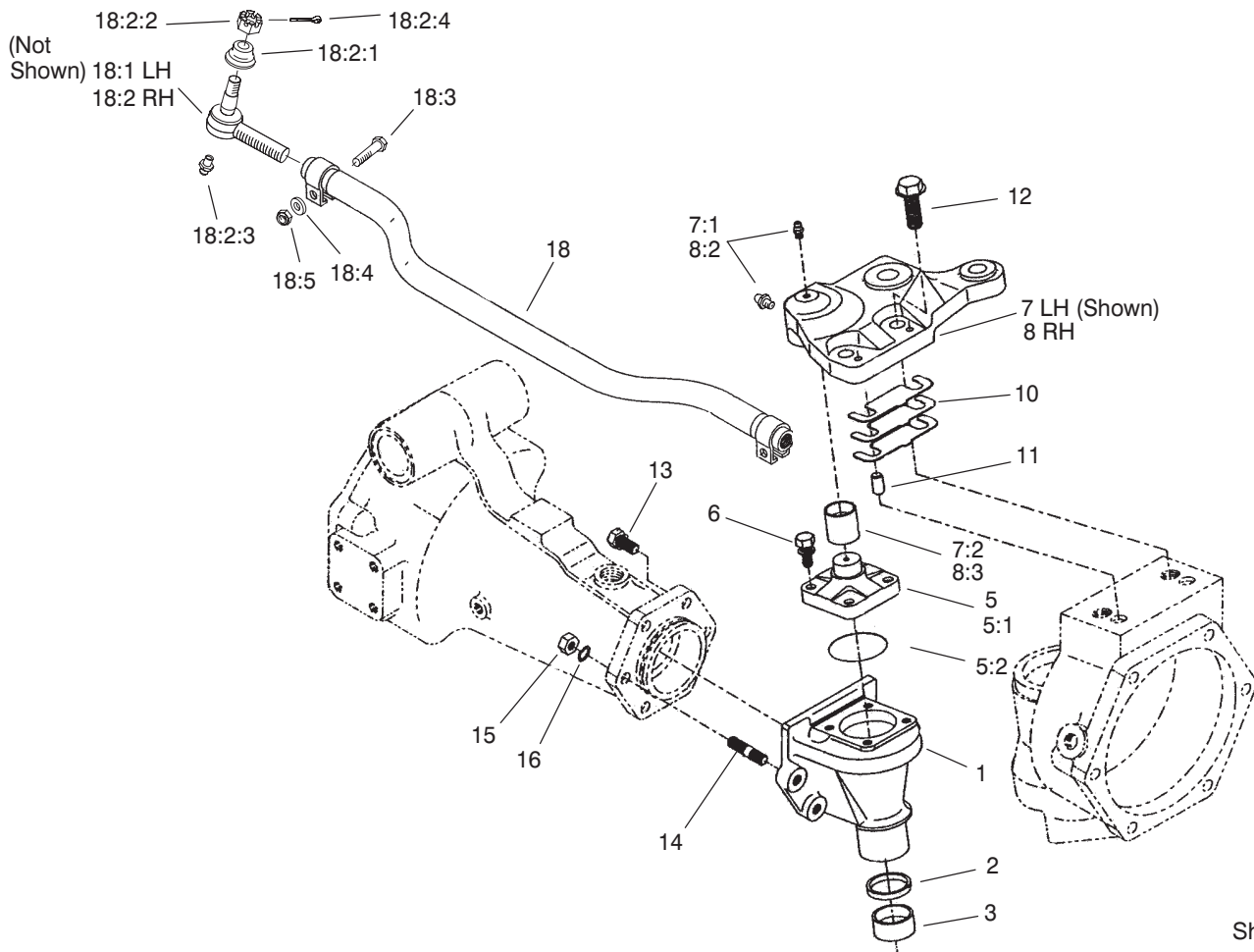
Ref. No.	Part No.	Qty.	Description



Sheet No.:84
T-3203-1

Differential Assembly Rear Axle Assembly No. 100-3784 (Continued)

Ref. No.	Part No.	Qty.	Description	Ref. No.	Part No.	Qty.	Description
1	95-7503	1	Differential ASM				
2	100-2555	1	Ring And Pinion Matched Set				
3	95-7502	1	Case-Dif ferential				
4	99-7576	8	Bolt				
5	99-7577	8	Washer-Spring				
6	99-7578	1	Shaft-Dif ferential				
7	99-7579	2	Pinion-Dif ferential				
8	99-7580	2	Washer-Dif ferential				
9	99-7581	2	Gear-Dif ferential				
10	99-7582	2	Washer-Dif ferential				
10	99-7583	2	Washer-Dif ferential				
10	99-7584	2	Washer-Dif ferential				
11	99-7588	1	Pin-Spring				
12	99-7562	2	Bearing-Ball				
13	99-7585	2	Shim 0.1				
13	99-7586	2	Shim 0.2				
13	99-7587	2	Shim 0.4				

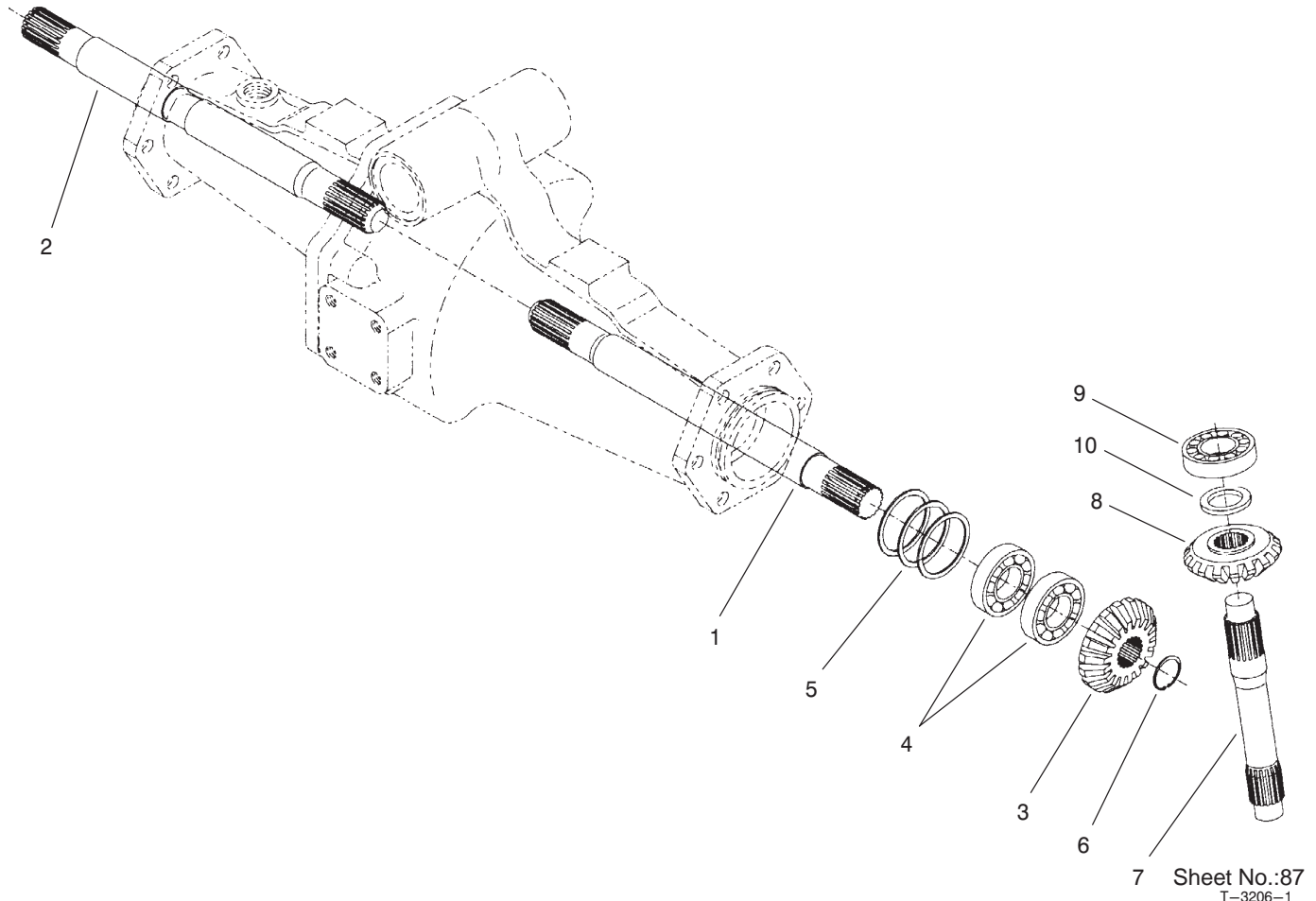


Sheet No.:86
T-3503

Bevel Gear Case Assembly Rear Axle Assembly No. 100-3784 (Continued)

Ref. No.	Part No.	Qty.	Description	Ref. No.	Part No.	Qty.	Description
1	95-7538	2	Case-Bevel Gear	*18:1:1	100-3853	1	Cover-Dust
2	100-2557	2	Seal-Oil	*18:1:2	100-3854	1	Nut-Castle
3	104-2378	2	Bushing	*18:1:3	302-5	1	Fitting-Grease
5	104-2376	2	Knuckle ASM	*18:1:4	3272-1 1	1	Pin-Cotter
5:1	104-2373	1	Knuckle	18:2	100-3852	1	RH Tie Rod End ASM
5:2	104-2372	1	O-Ring	18:2:1	100-3853	1	Cover-Dust
6	104-2374	8	Bolt	18:2:2	100-3854	1	Nut-Castle
7	100-3768	1	LH Steering Arm ASM	18:2:3	302-5	1	Fitting-Grease
7:1	302-5	2	Fitting-Grease	18:2:4	3272-1 1	1	Pin-Cotter
7:2	104-8634	1	Bushing	18:3	100-3855	2	Bolt
8	100-3766	1	RH Steering Arm ASM	18:4	99-7527	2	Washer-Spring
8:2	302-5	2	Fitting-Grease	18:5	99-7526	2	Nut
8:3	104-8634	1	Bushing				
10	95-7547	2	Shim 0.1				
10	95-7548	2	Shim 0.2				
10	95-7549	2	Shim 0.4				
11	99-7597	4	Pin-Dowel				
12	104-2375	4	Bolt				
13	99-7599	8	Bolt				
14	99-7525	4	Stud				
15	99-7526	4	Nut				
16	99-7527	4	Washer-Spring				
18	100-3762	1	Tie Rod ASM				
*18:1	100-3851	1	LH Tie Rod End ASM				

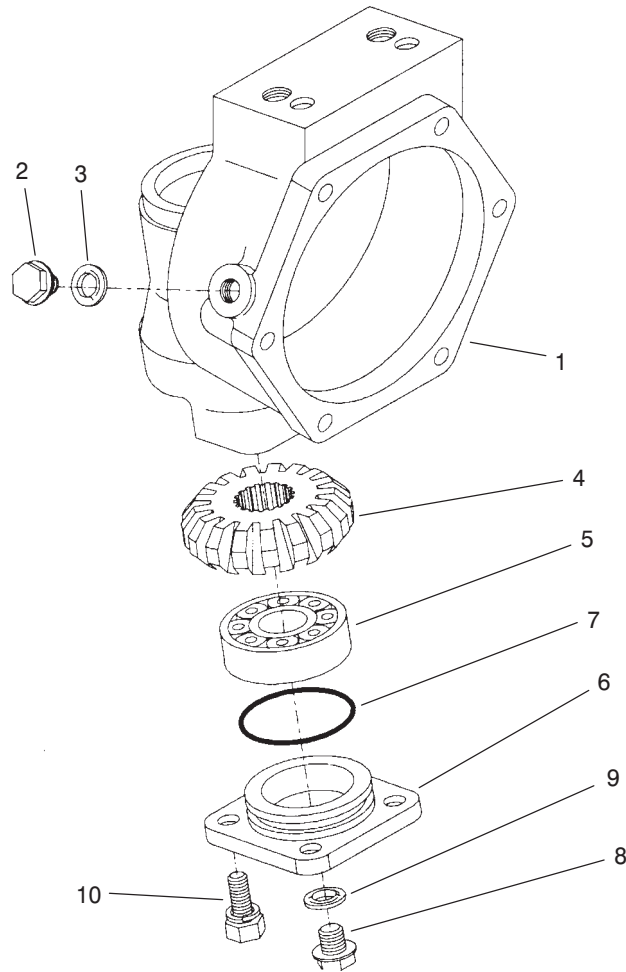
* Not illustrated



Bevel Gear Shaft Assembly Rear Axle Assembly No. 100-3784 (Continued)

Ref. No.	Part No.	Qty.	Description
1	95-7509	1	Shaft-Gear , Differential
2	95-7512	1	Shaft-Gear , Differential
3	95-7517	2	Gear-15 Tooth Bevel
4	99-7530	4	Bearing-Ball
5	99-7552	2	Shim 0.1
5	99-7553	2	Shim 0.2
5	99-7554	2	Shim 0.5
6	99-7531	2	Clip
7	95-7529	2	Shaft-Bevel Gear
8	95-7519	2	Gear-17 Tooth Bevel
9	99-7532	2	Bearing-Taper Roller
10	99-7558	2	Collar

Ref. No.	Part No.	Qty.	Description

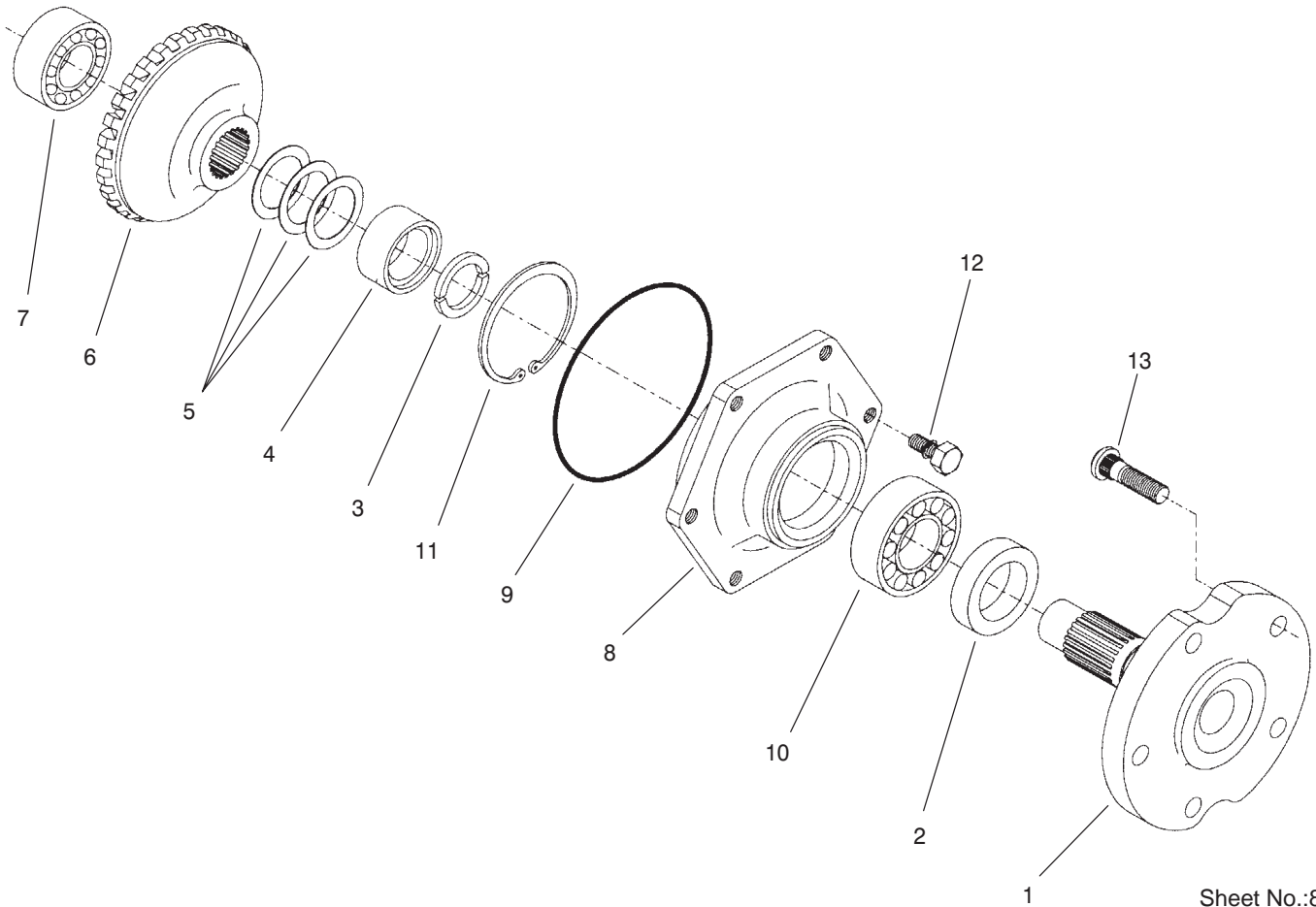


Sheet No.:88
T-3207-1

Axle Case Assembly Rear Axle Assembly No. 100-3784 (Continued)

Ref. No.	Part No.	Qty.	Description
1	95-7531	2	Case-Axle
2	99-7535	2	Plug
3	99-7536	2	Washer-Seal
4	95-7527	2	Gear-17 Tooth Bevel
5	99-7532	2	Bearing-Taper Roller
6	100-2560	2	Cover
7	100-2561	2	O-Ring
8	99-7589	2	Plug
9	99-7590	2	Washer-Seal
10	100-2562	8	Bolt

Ref. No.	Part No.	Qty.	Description

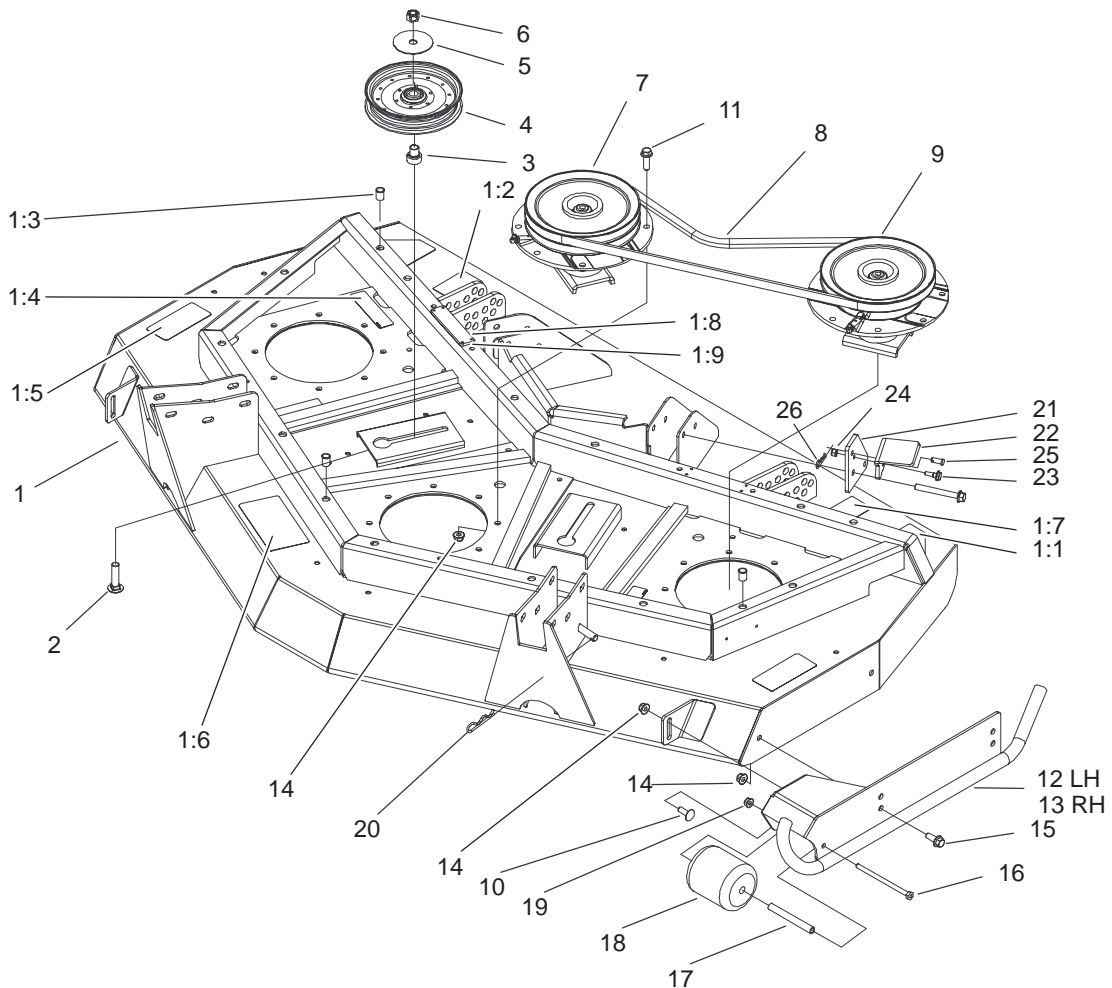


Sheet No.:89
T-3108-1

Axle Assembly Rear Axle Assembly No. 100-3784 (Continued)

Ref. No.	Part No.	Qty.	Description
1	95-7522	2	Axle
2	99-7564	2	Seal-Oil
3	95-7544	4	Clip
4	95-7523	2	Spacer
5	99-7555	2	Shim 0.3
5	99-7556	2	Shim 0.2
5	99-7557	2	Shim 0.5
6	95-7524	2	Gear-29 Tooth Bevel
7	99-7534	2	Bearing-Ball
8	95-7521	2	Cover-Axle
9	99-7538	2	O-Ring
10	99-7561	2	Bearing-Ball
11	99-7539	2	Clip
12	99-7596	12	Bolt
13	99-7563	10	Stud

Ref. No.	Part No.	Qty.	Description

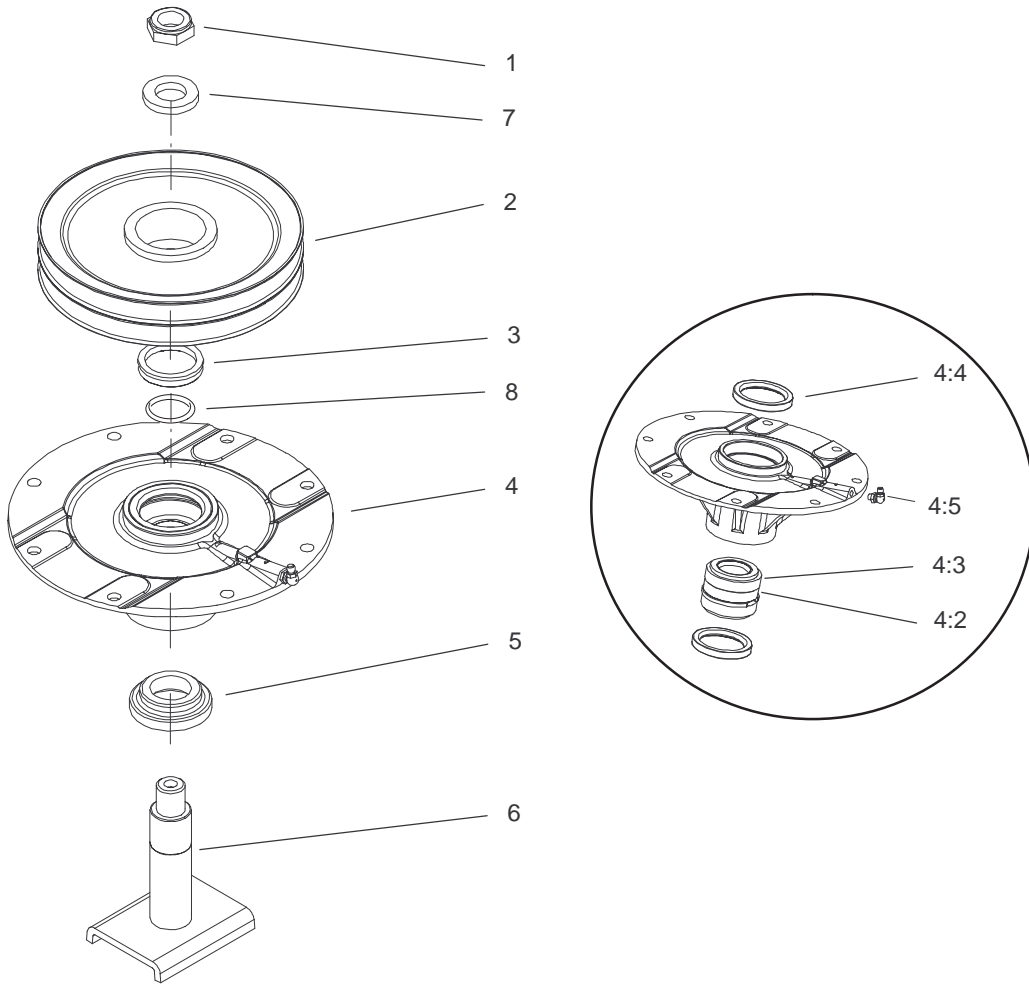


Sheet No.:2

Front Deck, Idler and Skid Assembly

Ref. No.	Part No.	Qty.	Description
1	100-3035	1	Front Deck ASM
1:1	43-8480	2	Decal-Danger
1:1	106-6753	2	Decal-Danger
1:2	100-5624	1	Decal-HOC, RH
1:3	32148-9	3	Insert-Nut
1:4	100-6578	4	Decal-Danger
1:5	93-7818	2	Decal-Torque, Blade Bolt
1:6	100-5622	1	Decal-HOC
1:7	104-3578	1	Decal-HOC, LH
1:8	105-0786	2	Pad-Plastic
1:9	3269-24	8	Rivet
2	3233-4	2	Screw-CARR
3	100-2984	2	Spacer-Idler
4	99-5493	2	Pulley-Idler
5	100-3102	2	Washer-Flat
6	3296-25	2	Nut-Lock, NI
7	104-3530	1	Double Driven Spindle ASM
8	55-7660	2	V-Belt
9	104-3531	1	High Driven Spindle ASM
10	3231-2	2	Screw-CARR
11	3234-24	20	Screw-HHF
12	100-5612-01	1	LH Skid ASM
13	100-5605-01	1	RH Skid ASM

Ref. No.	Part No.	Qty.	Description
14	104-8301	30	Nut-Flange, NI
15	3234-42	4	Screw-HHF
16	322-29	2	Screw-HH
17	105-4549	2	Spacer-Roller
18	93-4803	2	Roller-Deck
19	104-8300	2	Nut-Flange, NI
20	3290-355	1	Pin-Hair
21	106-2033-01	1	Plate-Latch
22	106-2032-01	1	Latch-Deck
23	11-9030	1	Screw-Shoulder
24	3296-42	1	Nut-Lock, NI
25	283-62	1	Pin-Clevis
26	3290-467	1	Pin-Hair

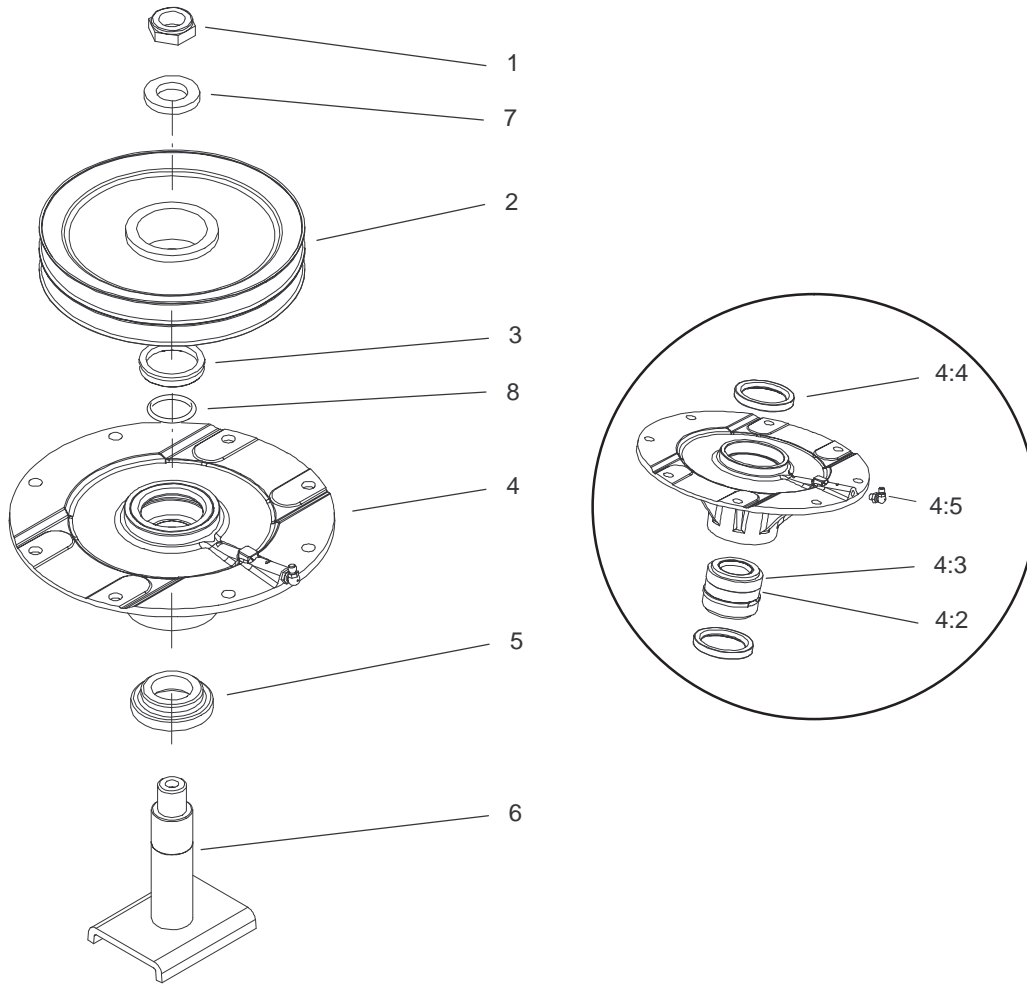


Sheet No.:A1

Front Deck Spindle Assembly No. 104-3530

Ref. No.	Part No.	Qty.	Description
1	3296-60	1	Nut-Lock, NI
2	104-3547	1	Pulley-Driven, Double
3	104-3564	1	Seal-V Ring
4	104-3552	1	Spindle Housing ASM
4:2	104-3549	1	Spacer Set-Bearing
4:3	26-1830	1	Bearing ASM
4:4	253-154	2	Seal-Oil
4:5	302-60	1	Fitting-Grease
5	92-9800	1	Spacer-Shaft, Spindle
6	104-3554	1	Spindle Shaft ASM
7	104-8322	1	Washer-Hardened
8	106-7159	1	O-Ring

Ref. No.	Part No.	Qty.	Description
----------	----------	------	-------------

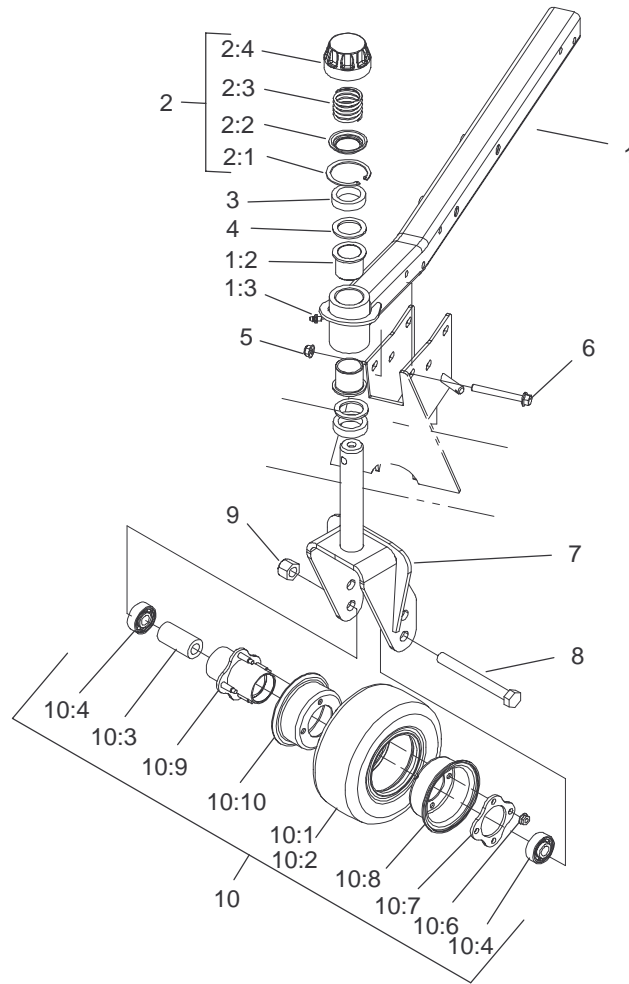


Sheet No.:A2

Front Deck Spindle Assembly No. 104-3531

Ref. No.	Part No.	Qty.	Description
1	3296-60	1	Nut-Lock, NI
2	104-3548	1	Pulley-Driven, High
3	104-3564	1	Seal-V Ring
4	104-3552	1	Spindle Housing ASM
4:2	104-3549	1	Spacer Set-Bearing
4:3	26-1830	1	Bearing ASM
4:4	253-154	2	Seal-Oil
4:5	302-60	1	Fitting-Grease
5	92-9800	1	Spacer-Shaft, Spindle
6	104-3554	1	Spindle Shaft ASM
7	104-8322	1	Washer-Hardened
8	106-7159	1	O-Ring

Ref. No.	Part No.	Qty.	Description

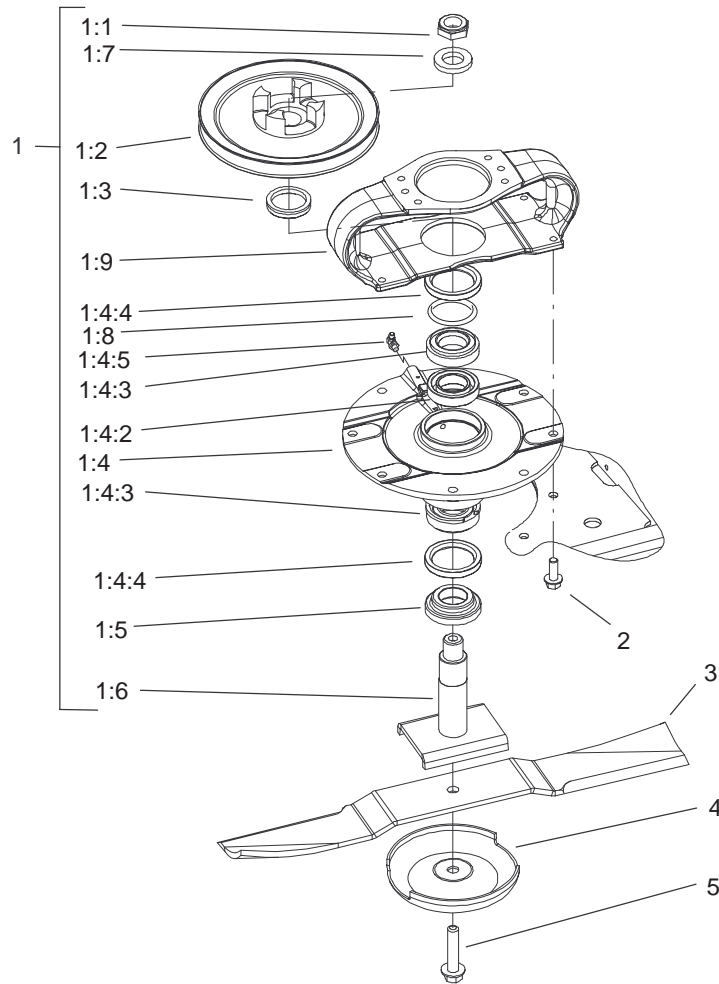


Sheet No.:3

Front Deck Castor Arm and Tire Assembly

Ref. No.	Part No.	Qty.	Description
1	100-8091	1	Front RH Castor Arm ASM
1	100-8092	1	Front LH Castor Arm ASM
1:2	104-8340	2	Bushing
1:3	302-5	1	Fitting-Grease
2	92-9727	2	HOC Cap ASM
2:1	92-5581	1	Ring-Retaining
2:2	92-5583	1	Washer-Cap
2:3	92-9726	1	Spring-Compression
2:4	92-8861	1	Cap-HOC
3	69-1510	10	Spacer-Castor
4	69-6860	4	Washer-Thrust
5	104-8301	10	Nut-Flange, NI
6	3234-41	10	Screw-HHF
7	104-0762-01	2	Castor Fork ASM
8	327-24	2	Screw-HH
9	3296-53	2	Nut-Lock, NI
10	93-5974	2	8in Foam Filled Wheel ASM
10	93-9938	2	8in Wheel ASM
10:1	93-9939	1	Tire
10:2	68-8950	1	Tube-Inner (W/Valve)
10:3	93-4241	1	Spacer-Bearing, Inner
10:4	93-4237	2	Bearing
10:6	32128-16	4	Nut-HHF

Ref. No.	Part No.	Qty.	Description
10:7	93-4242	1	Plate
10:8	93-4239	1	Rim-Wheel, Half
10:9	93-5980	1	Hub
10:10	95-2741	1	Rim-Wheel, Half

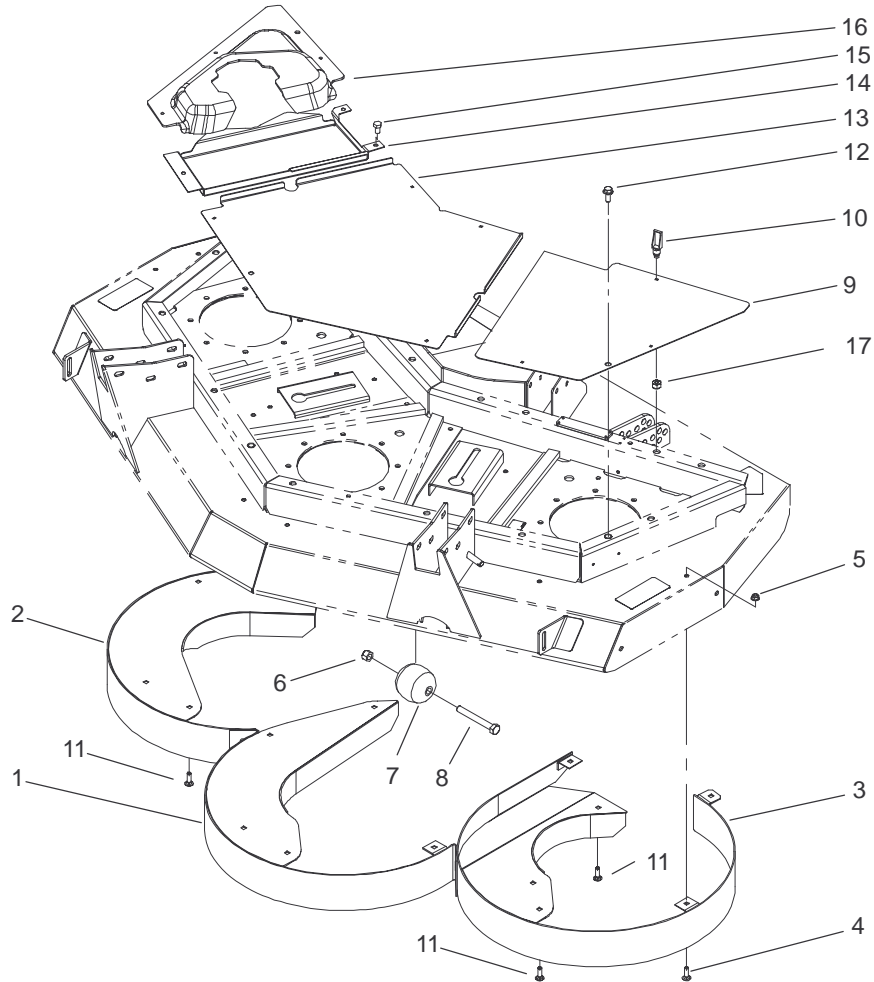


Sheet No.:4

Front Deck Spindle Installation Assembly

Ref. No.	Part No.	Qty.	Description
1	104-3529	1	Driving Spindle ASM
1:1	3296-60	1	Nut-Lock, NI
1:2	104-3545	1	Pulley-Driving
1:3	104-3564	1	Seal-V Ring
1:4	104-3552	1	Spindle Housing ASM
1:4:2	104-3549	1	Spacer Set-Bearing
1:4:3	26-1830	1	Bearing ASM
1:4:4	253-154	2	Seal-Oil
1:4:5	302-60	1	Fitting-Grease
1:5	92-9800	1	Spacer-Shaft, Spindle
1:6	104-3554	1	Spindle Shaft ASM
1:7	104-8322	1	Washer-Hardened
1:8	106-7159	1	O-Ring
1:9	104-3544	1	Mount-Drive Motor
2	3234-42	4	Screw-HHF
3	92-5608-03	3	Blade
4	72-9361	3	Cup-Scalp, Anti
5	92-5816	3	Bolt-Blade

Ref. No.	Part No.	Qty.	Description

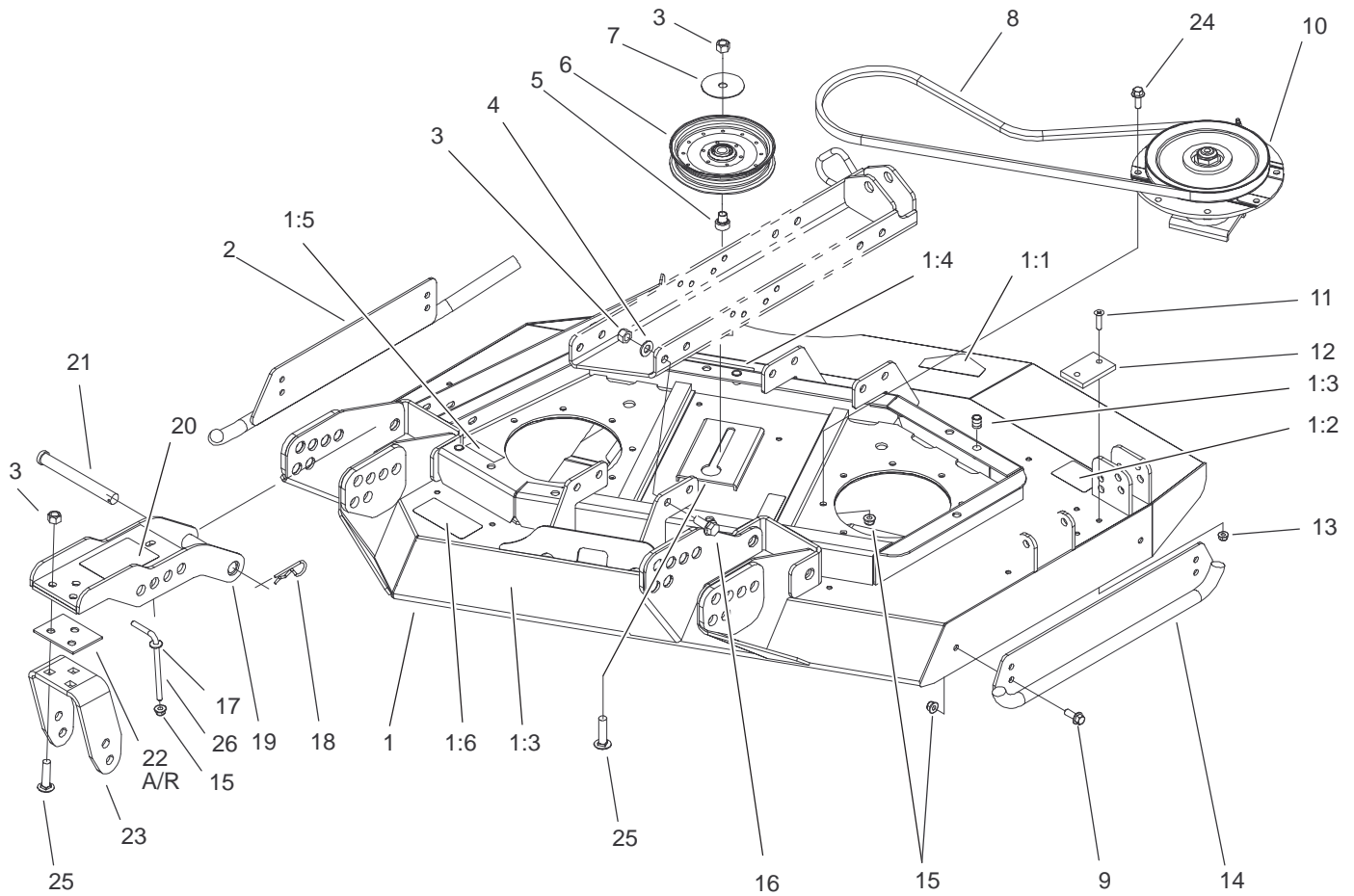


Sheet No.:5

Front Deck Rear Discharge Chamber and Cover Assembly

Ref. No.	Part No.	Qty.	Description
1	104-2200-01	1	Center Chamber ASM
2	104-2201-01	1	RH Chamber ASM
3	104-2202-01	1	LH Chamber ASM
4	3230-18	15	Screw-CARR
5	104-8300	18	Nut-Flange, NI
6	3296-25	2	Nut-Lock, NI
7	29-4820	2	Roller
8	325-17	2	Screw-HH
9	100-5663-03	1	Cover-Front, LH
10	74-5950	10	Latch-Swell
11	3230-22	3	Screw-CARR
12	3234-42	3	Screw-HHF
13	100-5660-03	1	Cover-Front, Center
14	100-5662-03	1	Cover-Front, RH
15	32144-69	3	Screw-HH
16	100-5661	1	Cover-Front, RH
17	1-804254	10	Nut

Ref. No.	Part No.	Qty.	Description

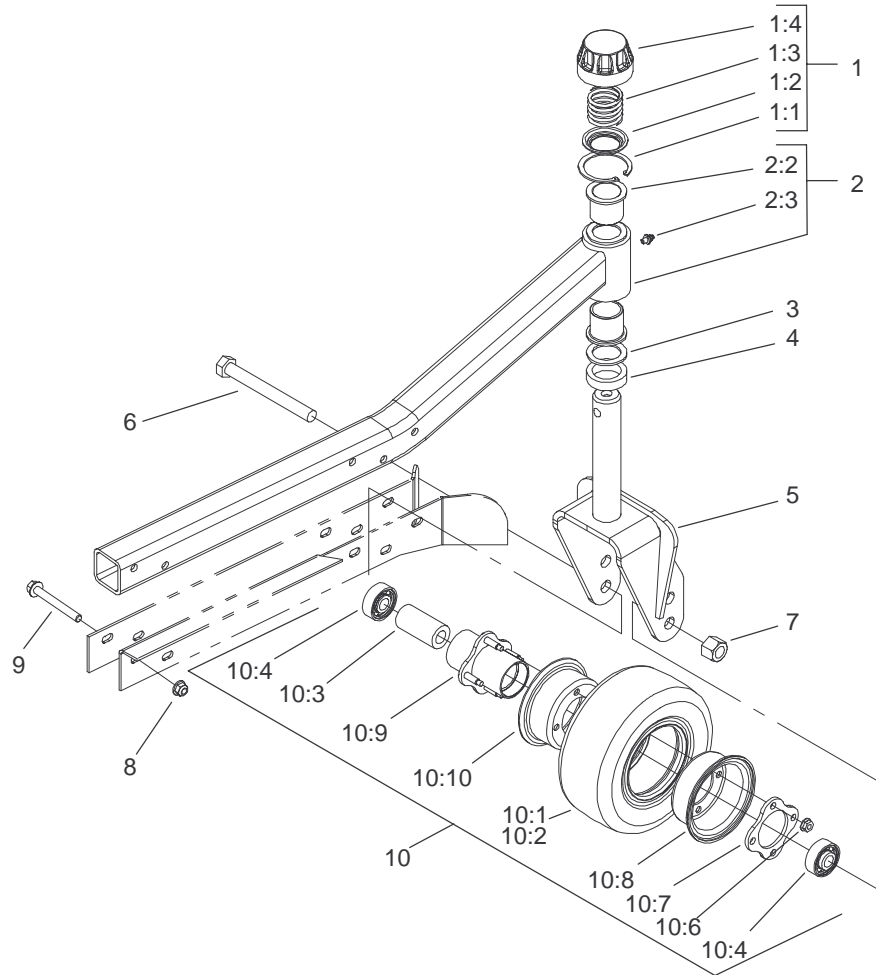


Sheet No.:2

Right Hand Deck, Idler and Skid Assembly

Ref. No.	Part No.	Qty.	Description
1	100-3036	1	RH Side Deck ASM
1:1	43-8480	1	Decal-Danger
1:1	106-6753	1	Decal-Danger
1:2	100-5694	1	Decal-Rear HOC, RH
1:3	32148-9	3	Insert-Nut
1:4	100-5622	1	Decal-HOC
1:5	100-6578	3	Decal-Danger
1:6	93-7818	1	Decal-Torque, Blade Bolt
2	100-5620-01	1	Skid ASM-RH
3	3296-25	15	Nut-Lock, NI
4	3256-26	8	Washer-Flat
5	100-2984	1	Spacer-Idler
6	99-5493	1	Pulley-Idler
7	100-3102	1	Washer-Flat
8	55-7660	1	V-Belt
9	3234-42	4	Screw-HHF
10	104-3532	1	Low Driven Spindle ASM
11	32108-103	2	Screw-FH
12	69-9290	1	Pad-Bumper
13	104-8300	2	Nut-Flange, NI
14	104-2250-01	1	Side Skid ASM
15	104-8301	22	Nut-Flange, NI
16	3234-38	8	Screw-HHF
17	3256-3	2	Washer-Flat

Ref. No.	Part No.	Qty.	Description
18	3290-343	4	Pin-Hair
19	104-7529-01	2	Castor Bracket ASM
20	100-5623	1	Decal-HOC, RH
21	100-5569	4	Pin-Clevis
22	104-7524	8	Shim
23	104-7525-01	2	Bracket-Fork
24	3234-24	12	Screw-HHF
25	3233-4	7	Screw-CARR
26	106-2047	2	Rod-Tension

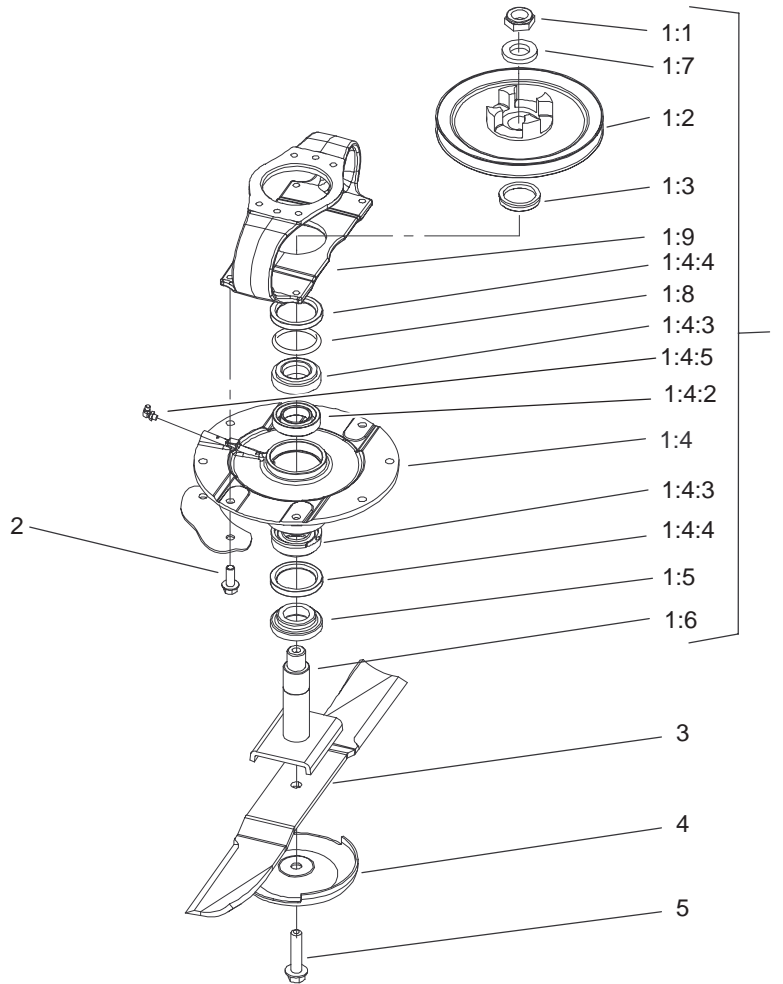


Sheet No.:3

Right and Left Hand Castor Arm and Tire Assembly

Ref. No.	Part No.	Qty.	Description
1	92-9727	1	HOC Cap ASM
1:1	92-5581	1	Ring-Retaining
1:2	92-5583	1	Washer-Cap
1:3	92-9726	1	Spring-Compression
1:4	92-8861	1	Cap-HOC
2	100-8093	1	Side Castor Arm ASM
2:2	104-8340	2	Bushing
2:3	302-5	1	Fitting-Grease
3	69-6860	2	Washer-Thrust
4	69-1510	5	Spacer-Castor
5	104-0762-01	1	Castor Fork ASM
6	327-24	3	Screw-HH
7	3296-53	3	Nut-Lock, NI
8	104-8301	5	Nut-Flange, NI
9	3234-41	5	Screw-HHF
10	93-9938	3	8in Wheel ASM
10	93-5974	3	8in Foam Filled Wheel ASM
10:1	93-9939	1	Tire
10:2	68-8950	1	Tube-Inner (W/Valve)
10:3	93-4241	1	Spacer-Bearing, Inner
10:4	93-4237	2	Bearing
10:6	32128-16	4	Nut-HHF
10:7	93-4242	1	Plate
10:8	93-4239	1	Rim-Wheel, Half

Ref. No.	Part No.	Qty.	Description
10:9	93-5980	1	Hub
10:10	95-2741	1	Rim-Wheel, Half

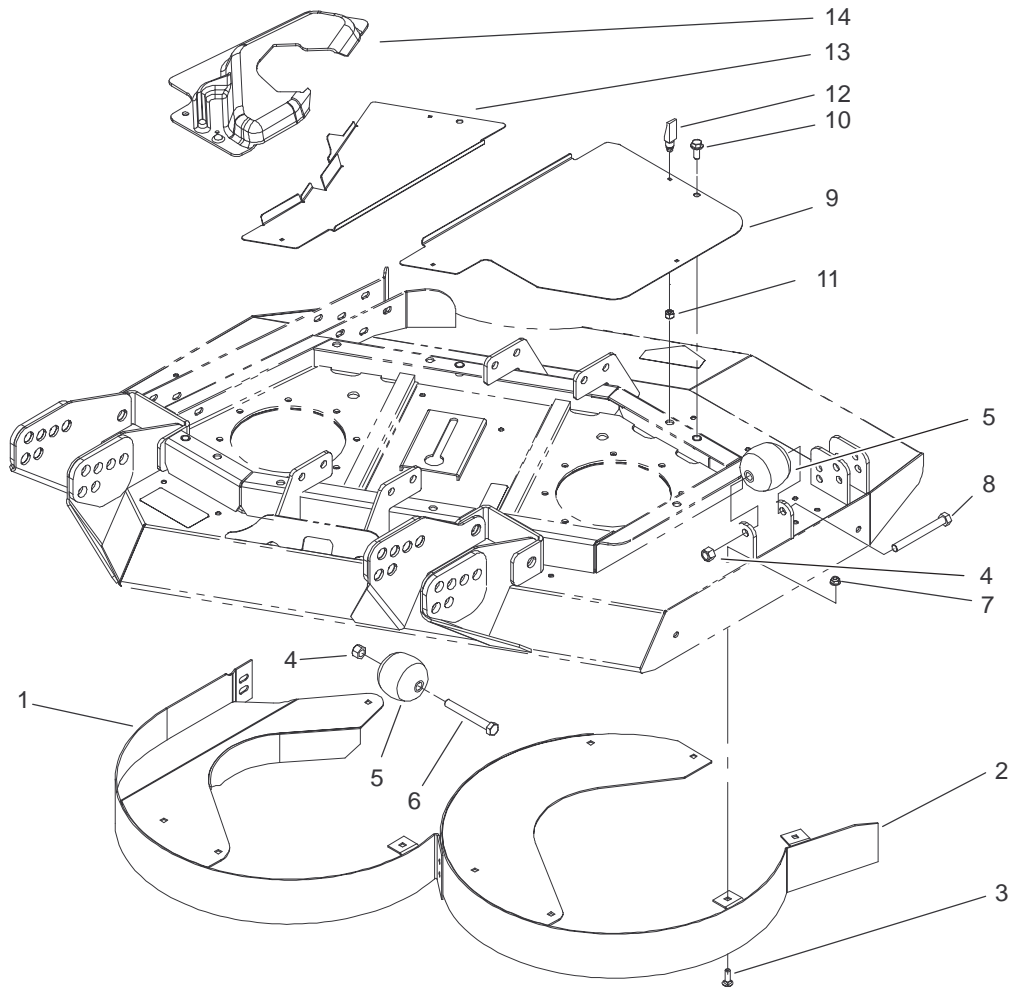


Sheet No.:4

Right and Left Hand Deck Spindle Installation Assembly

Ref. No.	Part No.	Qty.	Description
1	104-3529	1	Driving Spindle ASM
1:1	3296-60	1	Nut-Lock, NI
1:2	104-3545	1	Pulley-Driving
1:3	104-3564	1	Seal-V Ring
1:4	104-3552	1	Spindle Housing ASM
1:4:2	104-3549	1	Spacer Set-Bearing
1:4:3	26-1830	1	Bearing ASM
1:4:4	253-154	2	Seal-Oil
1:4:5	302-60	1	Fitting-Grease
1:5	92-9800	1	Spacer-Shaft, Spindle
1:6	104-3554	1	Spindle Shaft ASM
1:7	104-8322	1	Washer-Hardened
1:8	106-7159	1	O-Ring
1:9	104-3544	1	Mount-Drive Motor
2	3234-42	4	Screw-HHF
3	92-5608-03	2	Blade
4	72-9361	2	Cup-Scalp, Anti
5	92-5816	2	Bolt-Blade

Ref. No.	Part No.	Qty.	Description

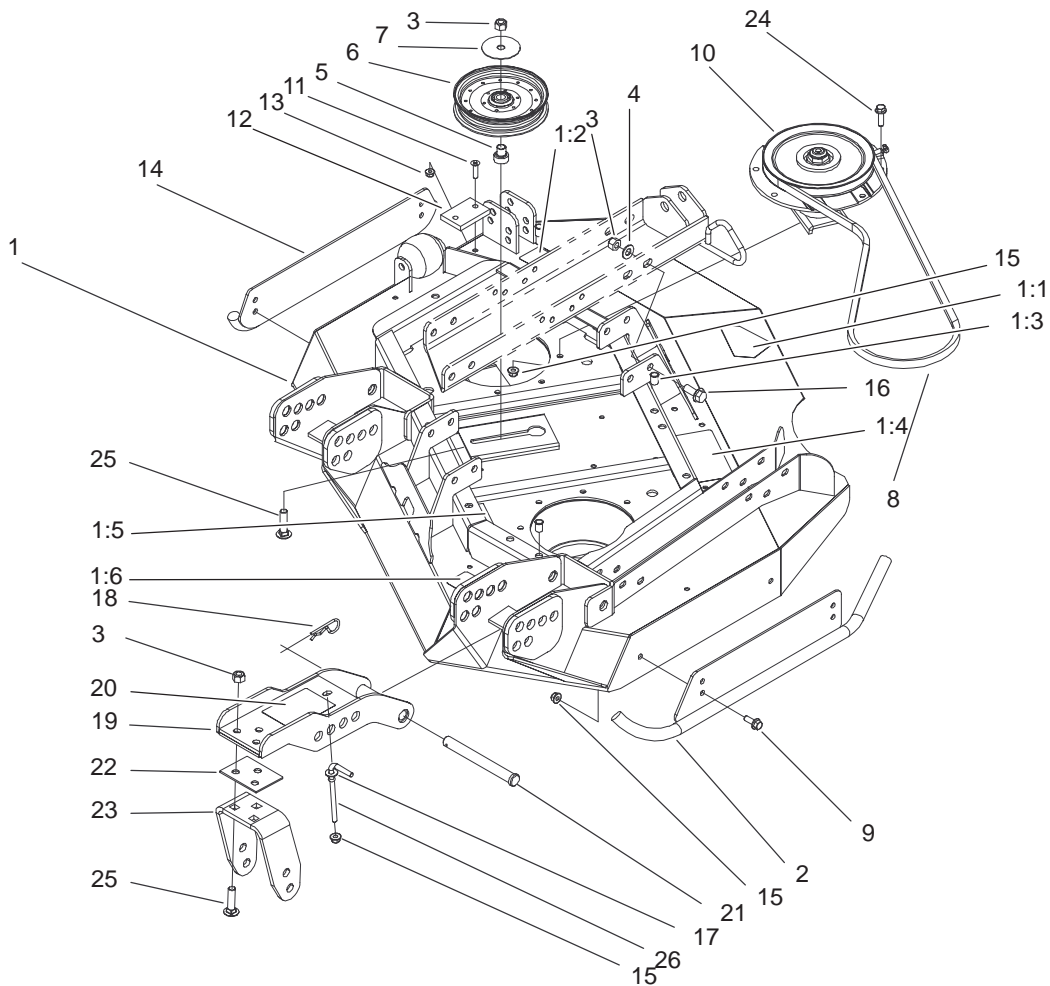


Sheet No.:5

Right Hand Deck Rear Discharge Chamber and Cover Assembly

Ref. No.	Part No.	Qty.	Description
1	104-2203-01	1	Outer Chamber ASM
2	104-2204-01	1	Inner Chamber ASM
3	3230-18	11	Screw-CARR
4	3296-25	2	Nut-Lock, NI
5	29-4820	2	Roller
6	325-17	1	Screw-HH
7	104-8300	11	Nut-Flange, NI
8	325-18	1	Screw-HH
9	100-5668-03	1	Plate-Cover , RH Side
10	3234-42	3	Screw-HHF
11	1-804254	7	Nut
12	74-5950	7	Latch-Swell
13	100-5665-03	1	Plate-Cover , RH
14	100-5666	1	Cover-Motor , RH Deck

Ref. No.	Part No.	Qty.	Description

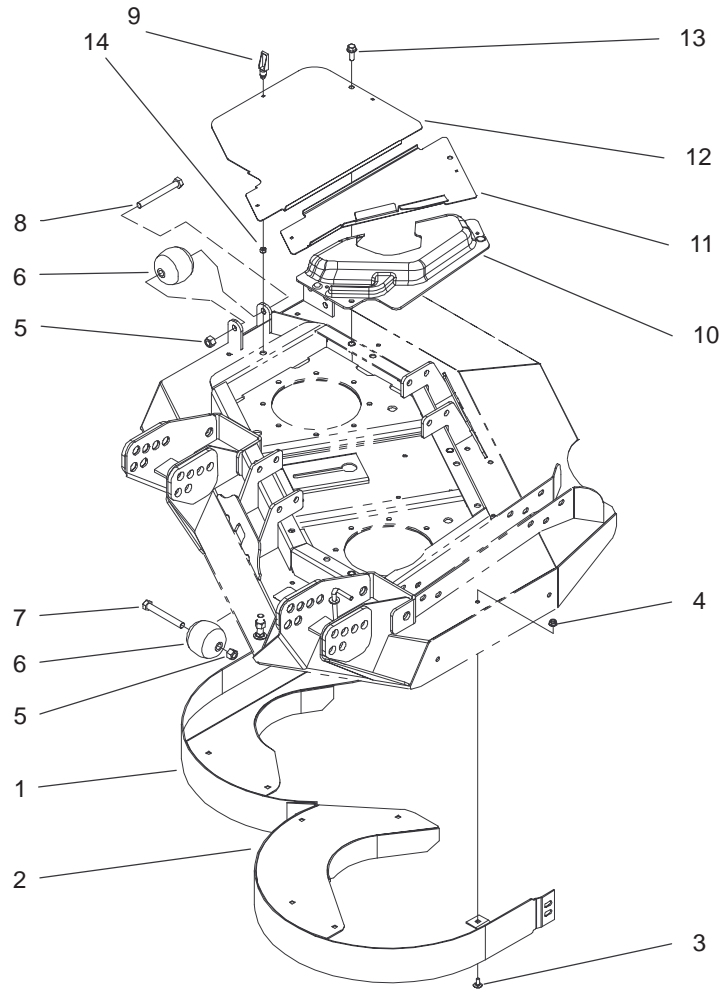


Sheet No.:2

Left Hand Deck, Idler and Skid Assembly

Ref. No.	Part No.	Qty.	Description
1	100-3037	1	LH Side Deck ASM
1:1	43-8480	1	Decal-Danger
1:1	106-6753	1	Decal-Danger
1:2	100-5693	1	Decal-Rear HOC, LH
1:3	32148-9	3	Insert-Nut
1:4	100-5622	1	Decal-HOC
1:5	100-6578	3	Decal-Danger
1:6	93-7818	1	Decal-Torque, Blade Bolt
2	100-8125-01	1	LH Skid ASM
3	3296-25	15	Nut-Lock, NI
4	3256-26	8	Washer-Flat
5	100-2984	1	Spacer-Idler
6	99-5493	1	Pulley-Idler
7	100-3102	1	Washer-Flat
8	55-7660	1	V-Belt
9	3234-42	4	Screw-HHF
10	104-3532	1	Low Driven Spindle ASM
11	32108-103	2	Screw-FH
12	69-9290	1	Pad-Bumper
13	104-8300	2	Nut-Flange, NI
14	104-2250-01	1	Skid ASM-Side
15	104-8301	22	Nut-Flange, NI
16	3234-38	8	Screw-HHF
17	3256-3	2	Washer-Flat

Ref. No.	Part No.	Qty.	Description
18	3290-343	4	Pin-Hair
19	104-7529-01	2	Castor Bracket ASM
20	104-3579	1	Decal-HOC, LH
21	100-5569	4	Pin-Clevis
22	104-7524	8	Shim
23	104-7525-01	2	Bracket-Fork
24	3234-24	12	Screw-HHF
25	3233-4	7	Screw-CARR
26	106-2047	2	Rod-Tension



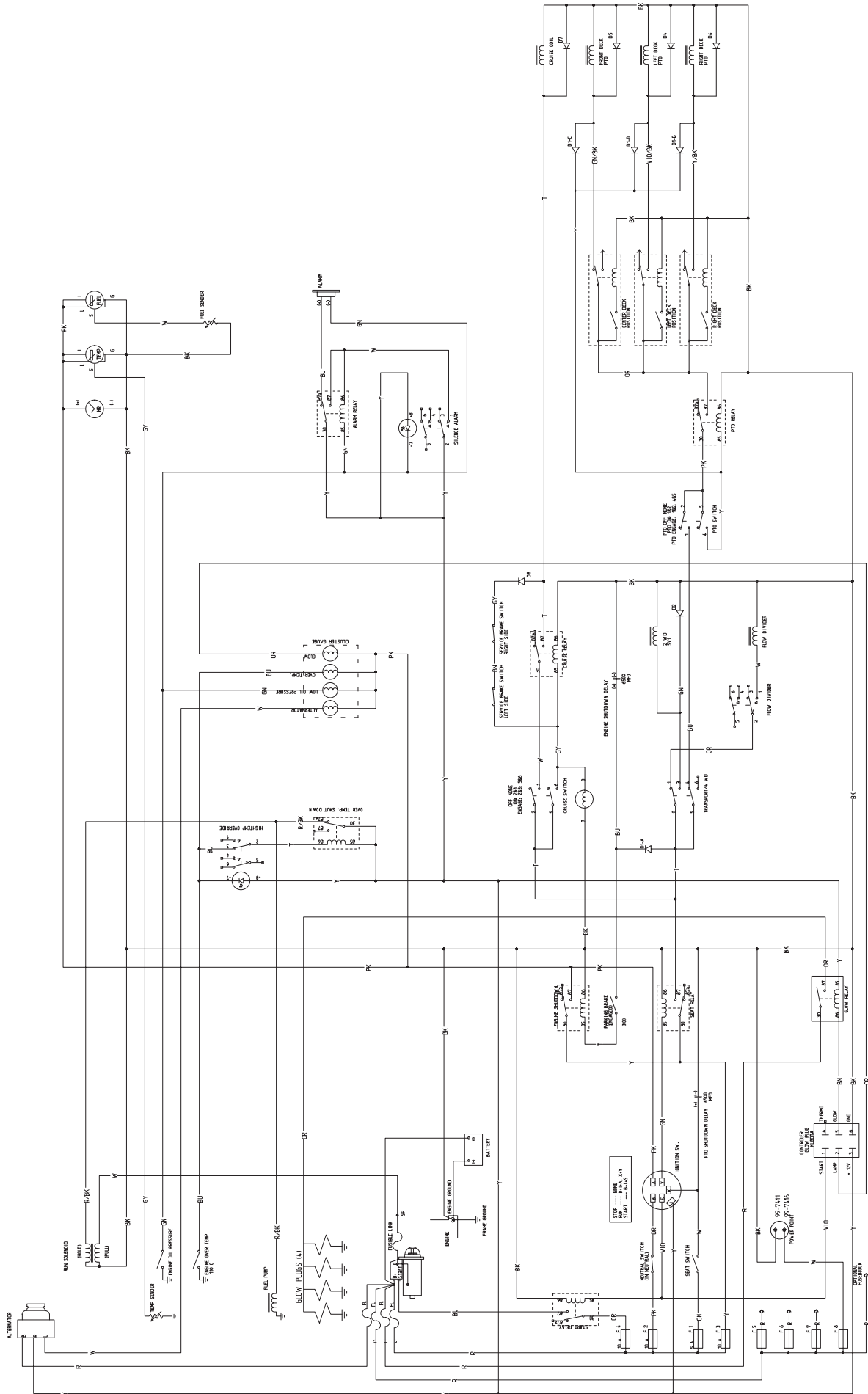
Sheet No.:5

Left Hand Deck Rear Discharge Chamber and Cover Assembly

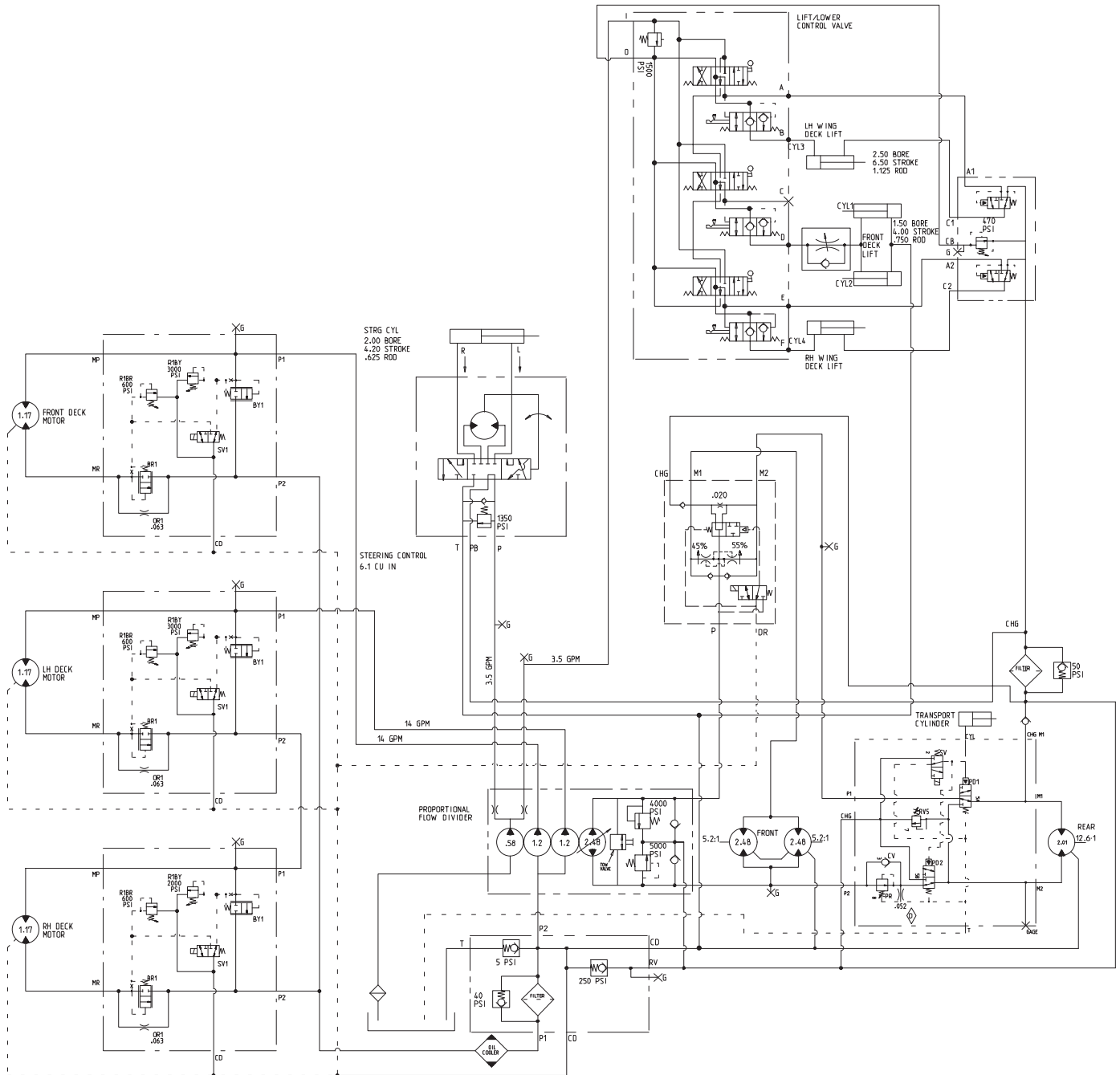
Ref. No.	Part No.	Qty.	Description
1	104-2205-01	1	Inner Chamber ASM
2	104-2206-01	1	Outer Chamber ASM
3	3230-18	9	Screw-CARR
4	104-8300	9	Nut-Flange, NI
5	3296-25	2	Nut-Lock, NI
6	29-4820	2	Roller
7	325-17	1	Screw-HH
8	325-18	1	Screw-HH
9	74-5950	7	Latch-Swell
10	100-5669	1	Cover-Motor , LH Deck
11	100-5664-03	1	Plate-Cover , LH
12	100-5667-03	1	Plate-Cover , LH Side
13	3234-42	3	Screw-HHF
14	1-804254	7	Nut

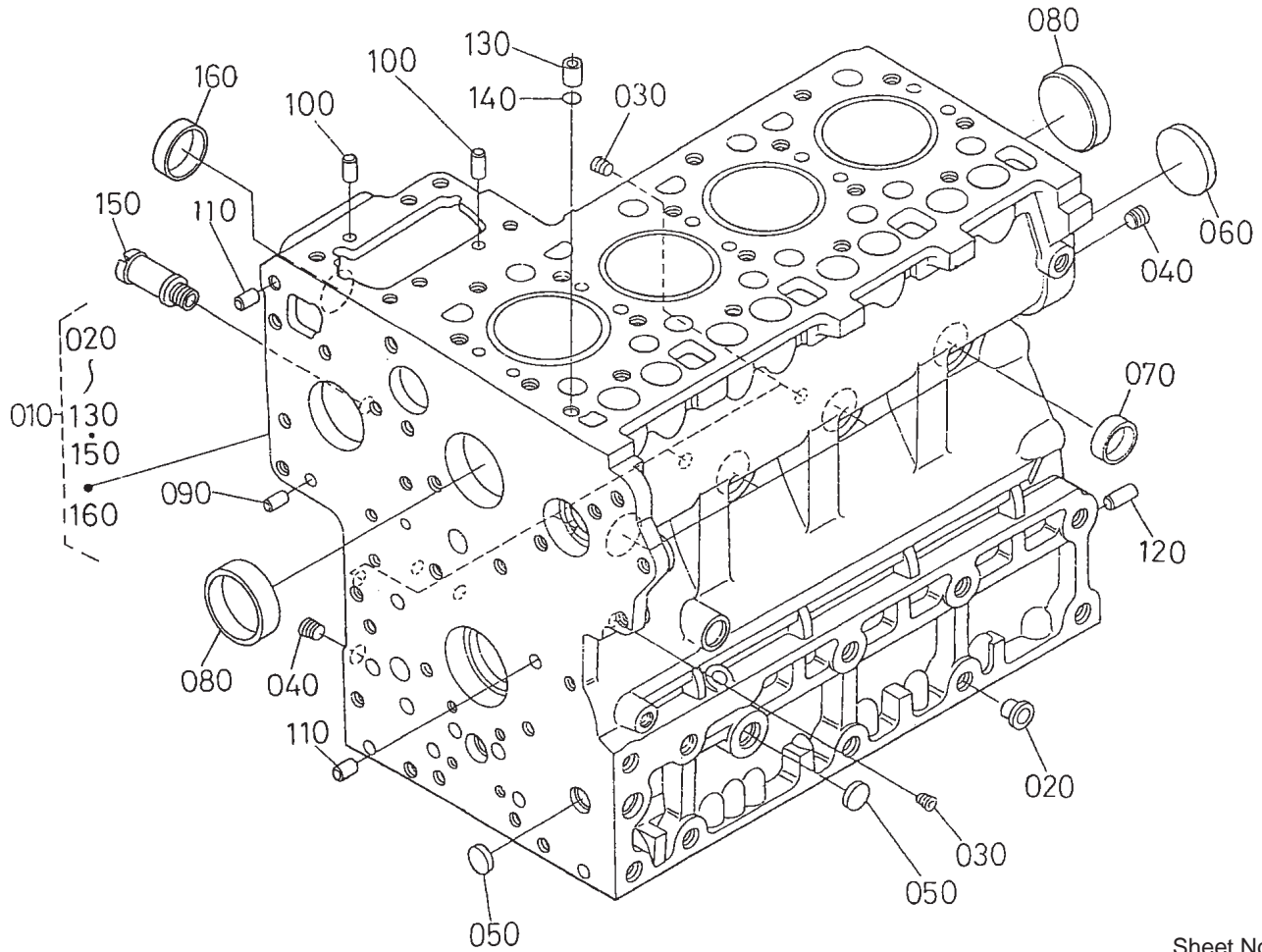
Ref. No.	Part No.	Qty.	Description

Electrical Schematic



Hydraulic Schematic



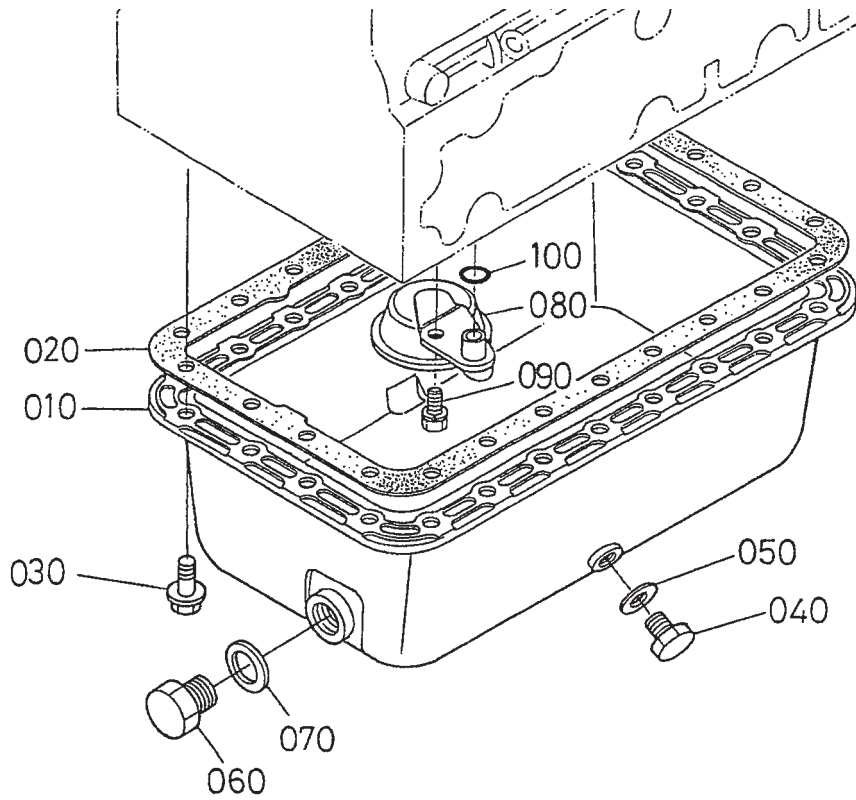


Sheet No.:40

Crankcase Assembly

Ref. No.	Part No.	Qty.	Description
10	100-9150	1	Crankcase
20	98-7486	2	Plug
30	98-7487	6	Plug
40	107-0107	2	Plug
50	98-7489	3	Plug
60	98-7490	1	Plug
70	98-7500	6	Cap-Sealing
80	98-7501	2	Cap-Sealing
90	98-7502	2	Pin-Straight
100	98-7503	2	Pin-Straight
110	98-7504	2	Pin-Straight
120	98-7505	1	Pin-Straight
130	98-7506	1	Pin-Pipe
140	98-7509	1	O-Ring
150	100-9153	1	Pipe-Return, Water
160	105-2883	1	Cap-Sealing

Ref. No.	Part No.	Qty.	Description

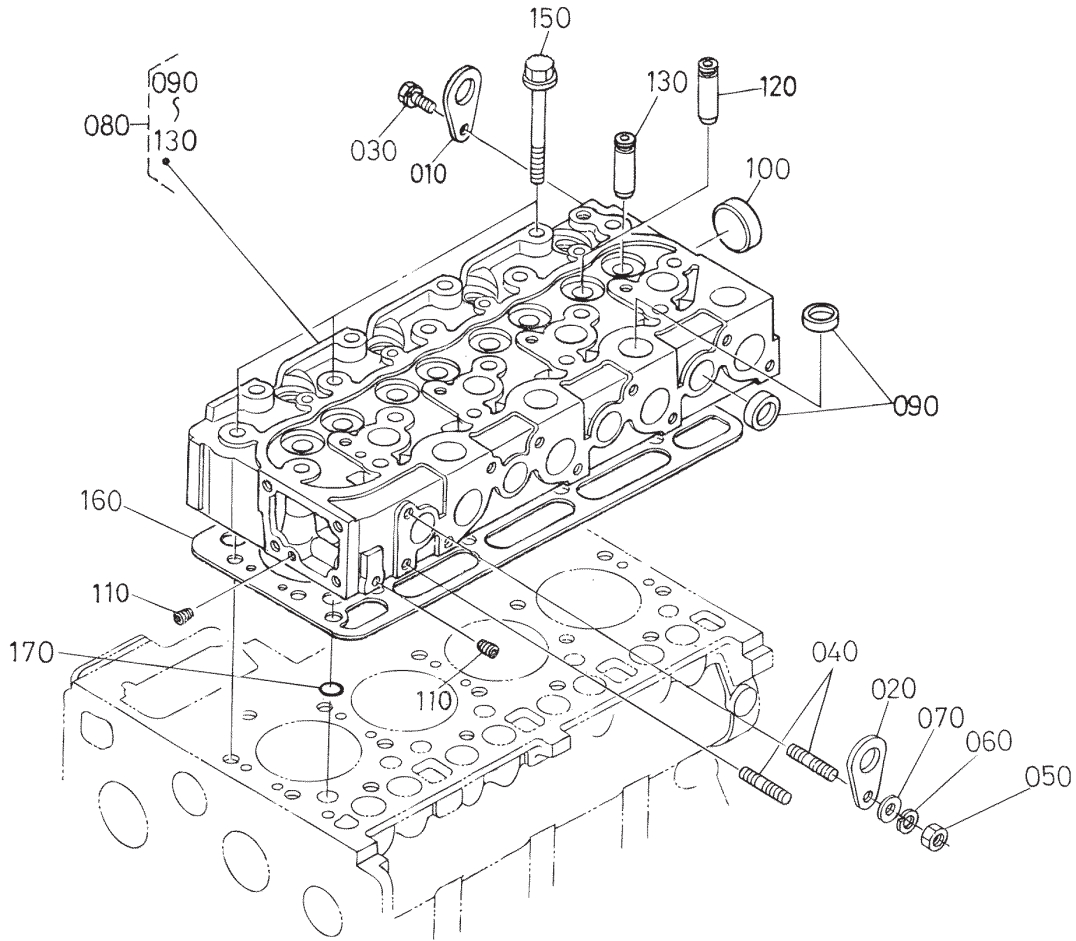


Sheet No.:41

Oil Pan Assembly

Ref. No.	Part No.	Qty.	Description
10	98-7520	1	Pan-Oil
20	98-7521	1	Gasket
30	98-7522	24	Bolt-Flange
40	98-9386	1	Plug
50	98-7524	1	Gasket
60	98-7529	1	Plug-Drain
70	98-7528	1	O-Ring
80	98-7525	1	Filter-Oil
90	100-9192	1	Bolt
100	107-0101	1	O-Ring

Ref. No.	Part No.	Qty.	Description

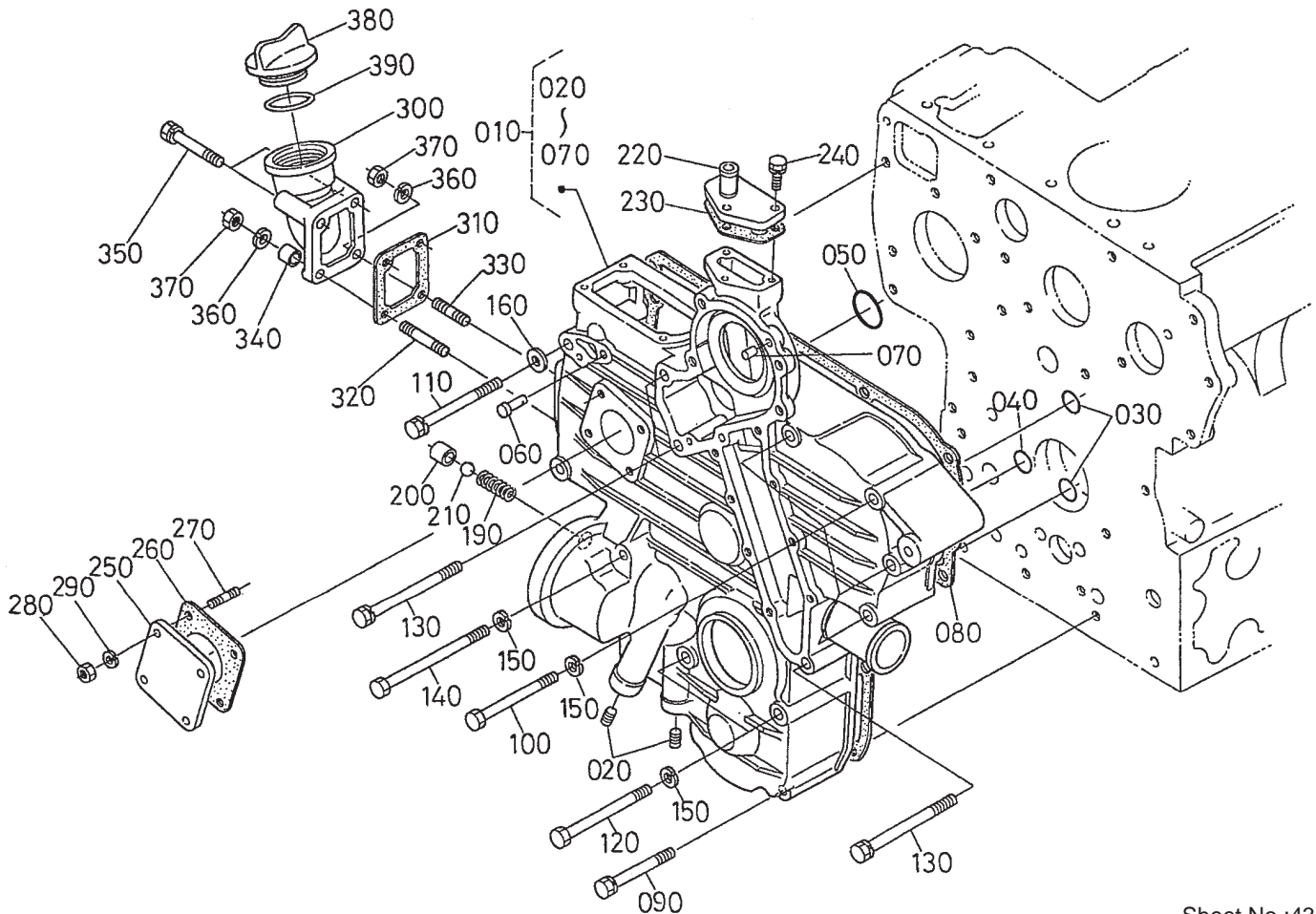


Sheet No.:42

Cylinder Head Assembly

Ref. No.	Part No.	Qty.	Description
10	98-7530	1	Hook-Engine
20	98-7531	1	Hook-Engine
30	100-9192	1	Bolt
40	98-7533	2	Stud
50	100-1559	1	Nut-Manifold, Exhaust
60	105-2893	1	Washer-Spring
70	98-7536	1	Washer-Plain
80	100-9159	1	Head-Cylinder
90	98-7538	12	Cap-Sealing
100	98-7539	1	Cap-Sealing
110	98-7540	2	Cap-Sealing
120	98-7541	4	Plug
130	98-7542	4	Guide-V alve, Exhaust
150	98-7543	18	Bolt-Head, Cylinder
160	100-9160	1	Gasket-Head, Cylinder
170	98-7509	1	O-Ring

Ref. No.	Part No.	Qty.	Description

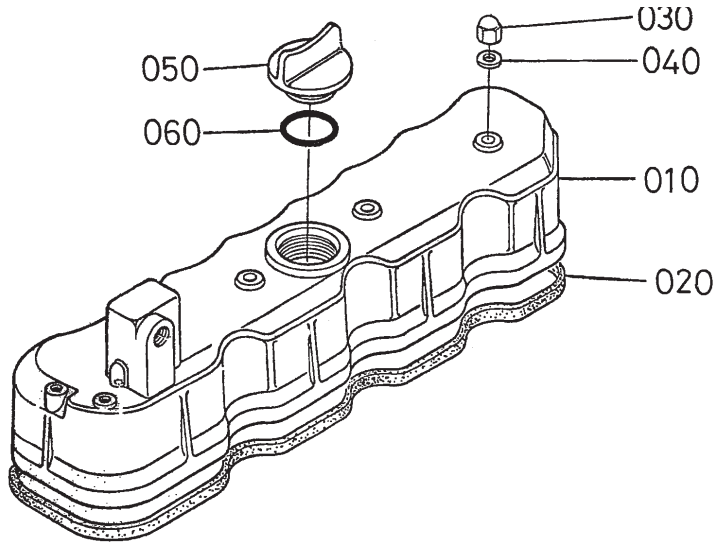


Sheet No.:43

Gear Case Assembly

Ref. No.	Part No.	Qty.	Description
10	100-9161	1	Gearcase ASM
20	107-0108	2	Plug
30	107-0104	2	O-Ring
40	107-0105	1	O-Ring
50	107-0106	1	O-Ring
60	98-7550	1	Pin-Spring, Start
70	98-7504	2	Pin-Straight
80	98-7552	1	Packing-Case, Gear
90	98-7553	2	Bolt
100	99-8336	5	Bolt
110	98-7555	1	Bolt
120	98-7556	2	Bolt
130	98-7557	3	Bolt
140	98-7558	2	Bolt
150	105-2893	9	Washer-Spring
160	98-7536	1	Washer-Plain
190	98-7563	1	Spring
200	98-7564	1	Seat-V alve
210	98-7565	1	Ball
220	98-7566	1	Flange-Return, Water
230	98-7567	1	Gasket
240	98-7568	3	Bolt
250	98-7569	1	Cover
260	98-7570	1	Gasket-Unit, H/Meter
270	98-7571	4	Stud
280	98-7572	4	Nut

Ref. No.	Part No.	Qty.	Description
290	98-7699	4	Washer-Spring
300	100-9162	1	Flange-Filter , Oil
310	100-9163	1	Gasket
320	98-7571	1	Stud
330	100-9164	1	Stud
340	100-9165	1	Collar
350	98-7496	2	Bolt
360	98-7699	2	Washer-Spring
370	98-7572	2	Nut
380	98-7429	1	Plug-Filter , Oil
390	107-0102	1	O-Ring

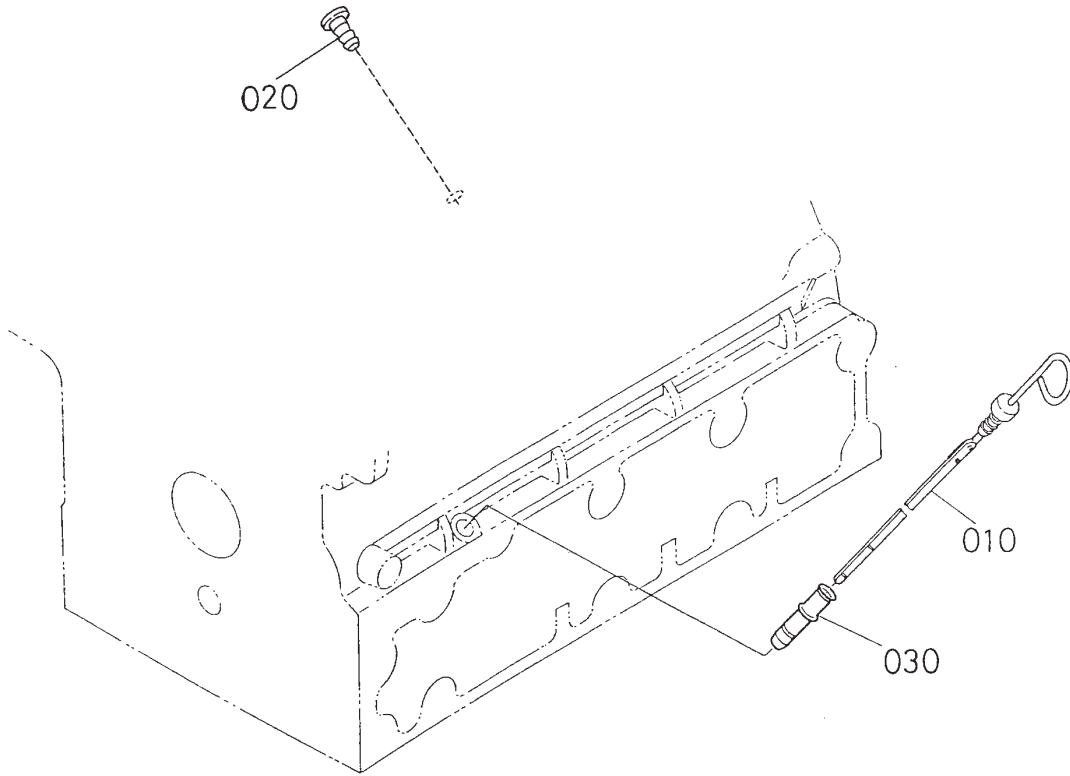


Sheet No.:44

Head Cover Assembly

Ref. No.	Part No.	Qty.	Description
10	98-7425	1	Cover-Head, Cylinder
20	98-7426	1	Gasket-Cover , Head
30	98-7427	4	Nut-Cap
40	98-7428	4	Gasket
50	98-7429	1	Plug-Filter , Oil
60	107-0102	1	O-Ring

Ref. No.	Part No.	Qty.	Description

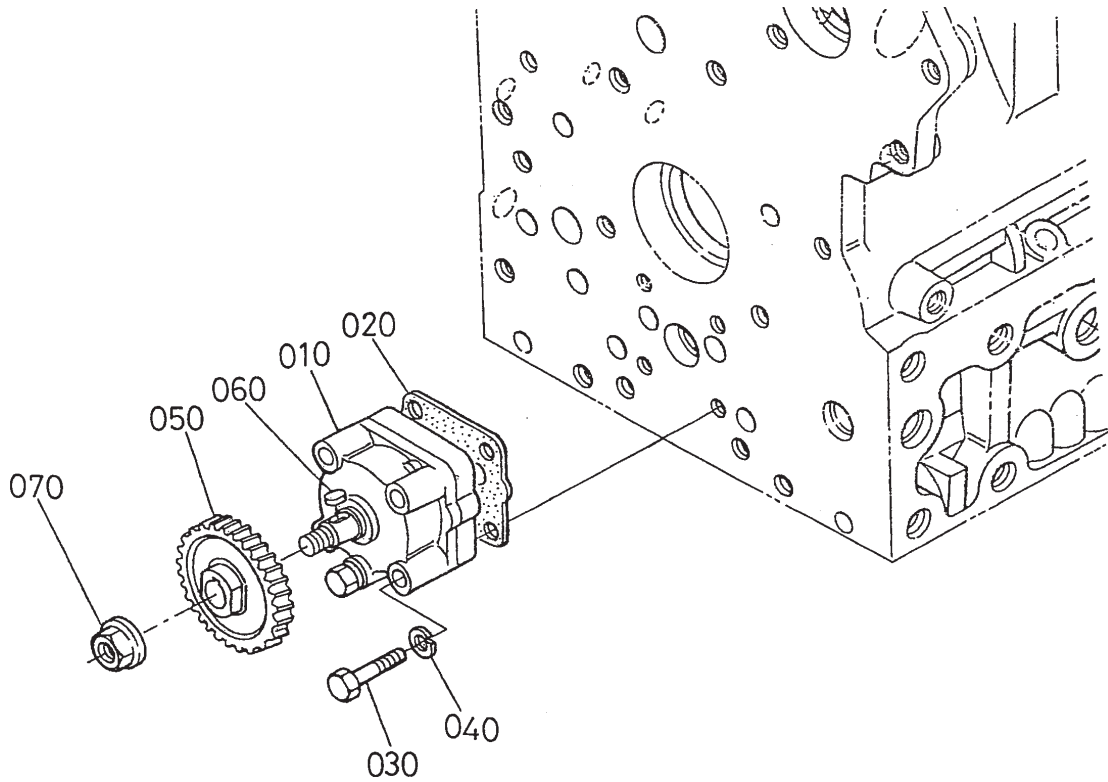


Sheet No.:46

Dipstick and Guide Assembly

Ref. No.	Part No.	Qty.	Description
10	105-4579	1	Gauge-Oil
20	100-9169	1	Plug-Gauge, Oil
30	105-4580	1	Guide

Ref. No.	Part No.	Qty.	Description

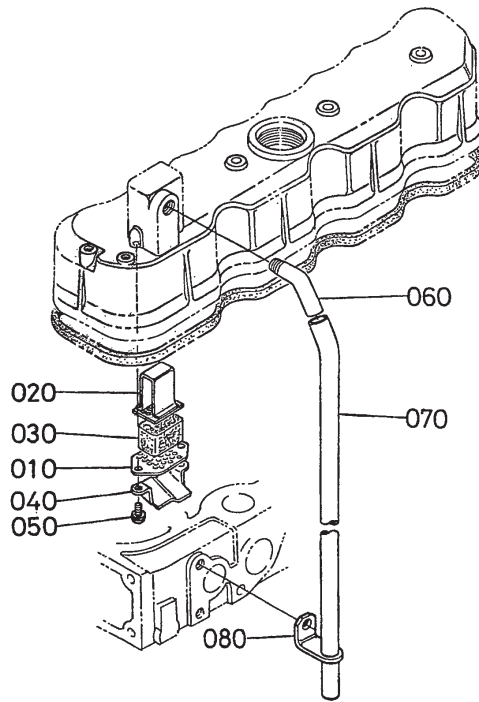


Sheet No.:47

Oil Pump Assembly

Ref. No.	Part No.	Qty.	Description
10	100-9170	1	Oil Pump ASM
20	98-7513	1	Gasket-Pump, Oil
30	98-7514	4	Bolt
40	98-7699	4	Washer-Spring
50	98-7516	1	Gear-Drive, Oil Pump
60	98-7517	1	Key-Feather
70	98-7518	1	Nut-Flange

Ref. No.	Part No.	Qty.	Description

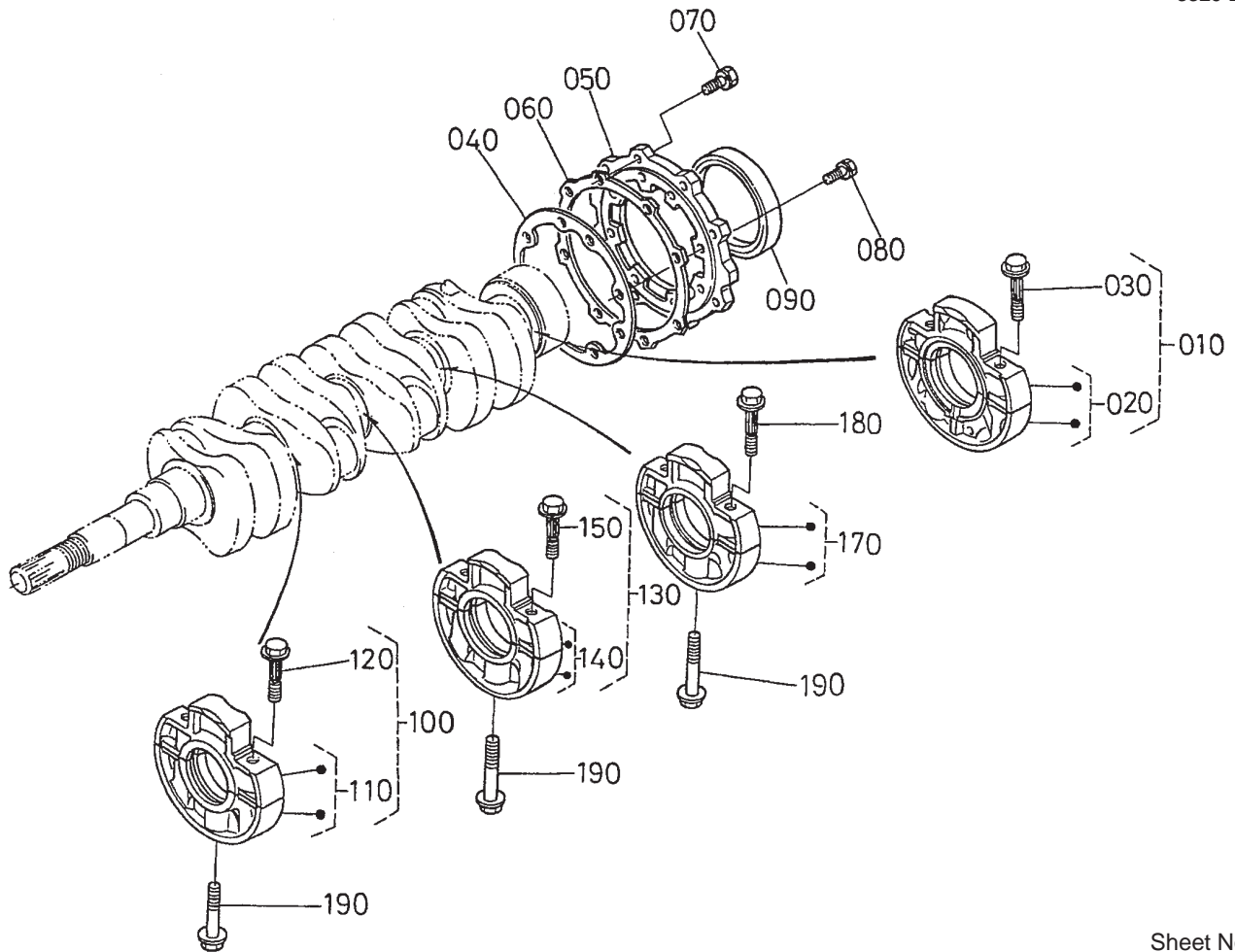


Sheet No.:48

Breather Assembly

Ref. No.	Part No.	Qty.	Description
10	98-7417	1	Plate-Element
20	98-7418	1	Plate-Element
30	98-7419	1	Element-Breather
40	98-7420	1	Shield-Breather , Oil
50	98-7421	2	Screw-W/W asher
60	98-7422	1	Joint-Pipe, Breather
70	98-7423	1	Pipe-Breather
80	98-7424	1	Clamp-Pipe

Ref. No.	Part No.	Qty.	Description

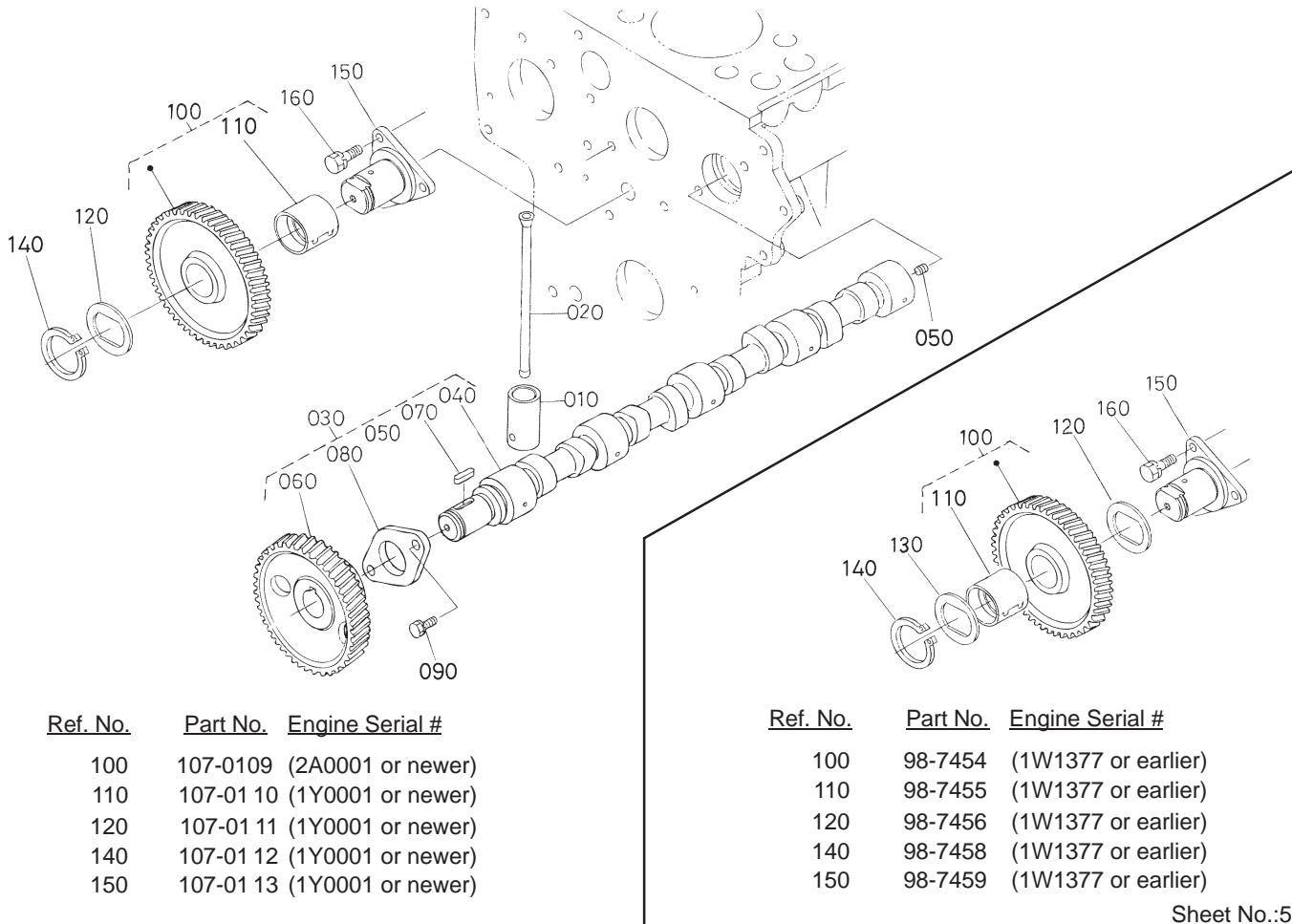


Sheet No.:49

Main Bearing Case

Ref. No.	Part No.	Qty.	Description
10	100-9172	1	Wheel Bearing Case ASM
20	100-9173	1	Bearing Case ASM
30	98-7434	2	Bolt-Case, Bearing
40	98-7435	1	Gasket-Case, Bearing
50	98-7436	1	Cover-Case, Bearing
60	98-7437	1	Gasket-Case Cover, Bearing
70	98-7438	8	Bolt
80	98-7439	8	Bolt
90	98-7440	1	Seal-Oil
100	100-9174	1	Main Bearing Case ASM
110	100-9175	1	Bearing Case ASM
120	98-7434	2	Bolt-Case, Bearing
130	100-9176	1	Main Bearing Case ASM
140	100-9177	1	Bearing Case ASM
150	98-7434	2	Bolt-Case, Bearing
170	100-9178	1	Bearing Case ASM
180	98-7434	2	Bolt-Case, Bearing
190	98-7444	3	Bolt-Case, Bearing

Ref. No.	Part No.	Qty.	Description

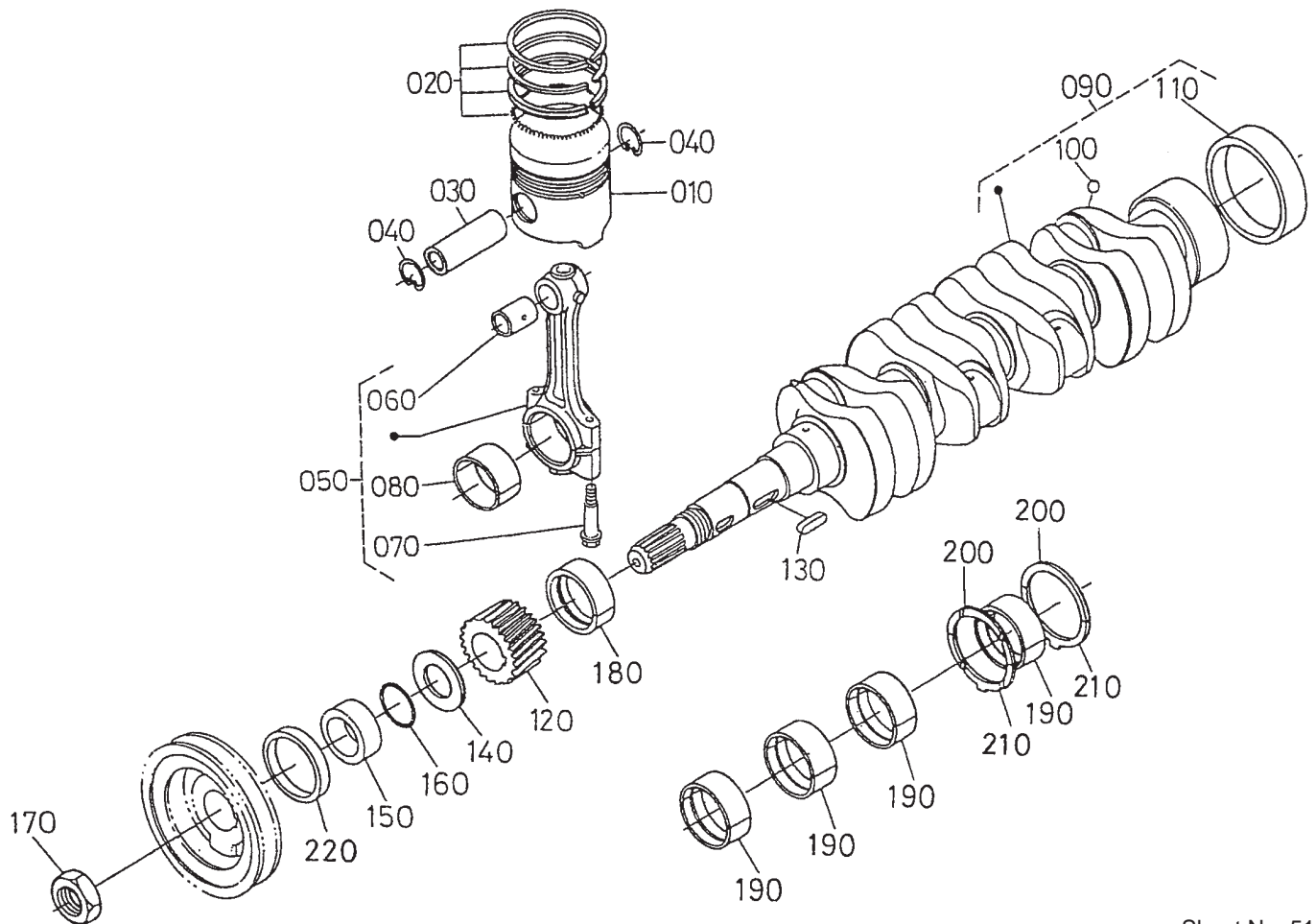


Sheet No.:50

Camshaft and Idler Gear Shaft Assembly

Ref. No.	Part No.	Qty.	Description
10	98-7445	8	Tappet
20	98-7446	8	Rod-Push
30	100-9179	1	Camshaft ASM
40	100-9180	1	Camshaft
50	98-7449	1	Screw-Set
60	98-7450	1	Gear-Camshaft
70	98-7451	1	Key-Feather
80	98-7452	1	Stopper-Camshaft
90	98-7453	2	Bolt
100	98-7454	1	Gear-Idler , Complete
100	107-0109	1	Gear-Idler , Complete
110	98-7455	1	Bushing-Gear , Idler
110	107-01 10	1	Bushing-Idler Gear
120	98-7456	1	Collar
120	107-01 11	1	Collar
130	98-7457	1	Collar
140	98-7458	1	Clip-Cir ., External
140	107-01 12	1	Clip-Cir ., External
150	98-7459	1	Shaft-Gear , Idler
150	107-01 13	1	Shaft-Gear , Idler
160	98-7453	3	Bolt

Ref. No.	Part No.	Qty.	Description

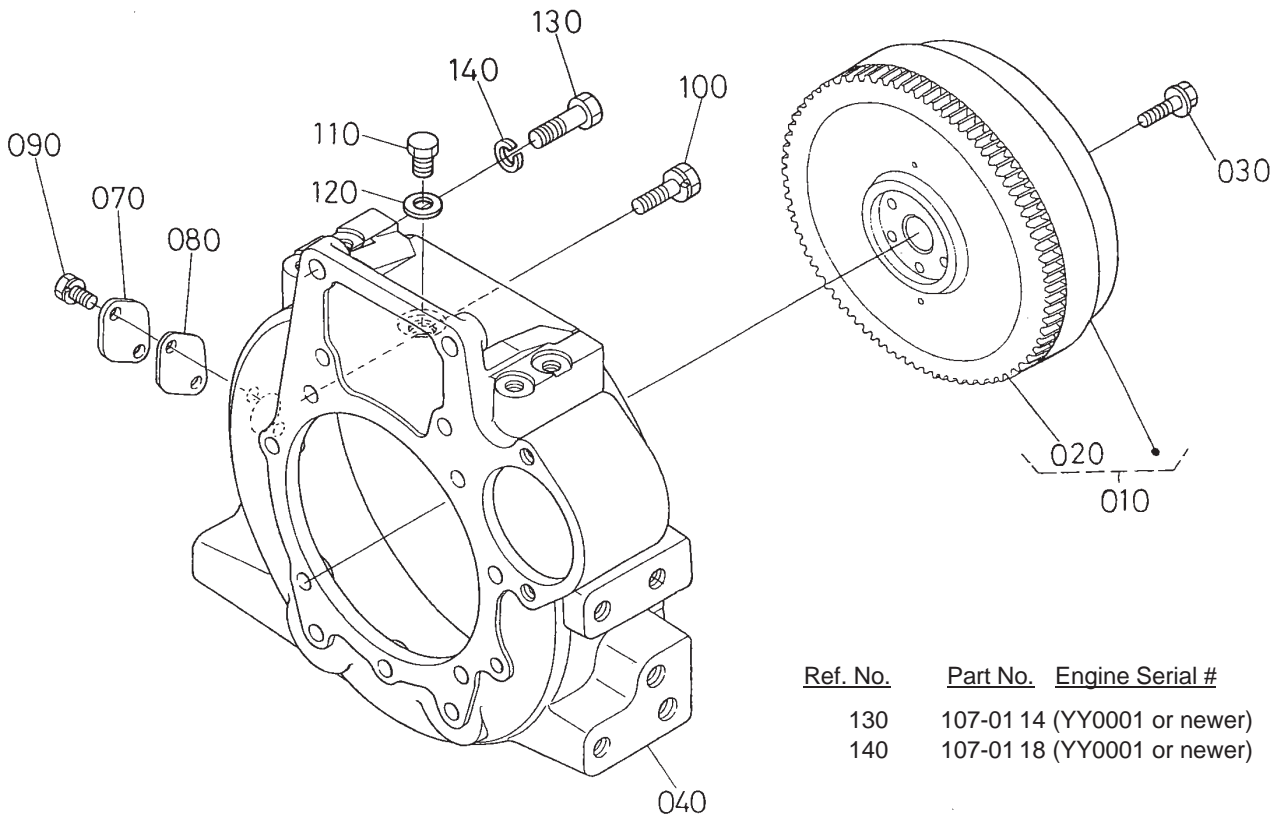


Sheet No.:51

Piston and Crankshaft Assembly

Ref. No.	Part No.	Qty.	Description
10	99-5435	1	Piston (.50mm)
10	100-9181	4	Piston-STD
20	100-9182	4	Piston Ring ASM (STD)
20	99-5436	1	Piston Ring ASM (0.50mm)
30	98-7464	4	Pin-Piston
40	98-7465	8	Clip-Pin, Piston
50	98-7466	4	Connecting Rod ASM
60	98-7467	4	Bushing-Pin, Piston
70	98-7468	8	Bolt-Rod, Connecting
80	98-7470	4	Metal-Crankpin (-0.20mm)
80	98-7471	4	Metal-Crankpin (-0.40mm)
80	98-7469	4	Metal-Crankpin (STD)
90	98-7472	1	Crankshaft-Complete
100	98-7473	4	Ball
110	98-7474	1	Sleeve-Crankshaft
120	98-7475	1	Gear-Crankshaft
130	98-7451	1	Key-Feather
140	98-7476	1	Slinger-Oil
150	98-7477	1	Collar-Crankshaft
160	98-7478	1	O-Ring
170	98-7479	1	Nut-Crankshaft

Ref. No.	Part No.	Qty.	Description
180	98-7481	1	Metal-Crankshaft (STD)
180	98-7482	1	Metal-Crankshaft (-0.20mm)
180	98-7483	1	Metal-Crankshaft (-0.40mm)
190	98-7484	4	Metal-Crankshaft (STD)
190	99-6862	4	Metal-Crankshaft (-0.20mm)
190	99-6863	4	Metal-Crankshaft (-0.40mm)
200	99-6864	2	Metal-Side (STD)
200	98-9414	2	Bearing-Thrust (0.2mm)
200	98-9415	2	Bearing-Thrust (0.4mm)
210	99-6867	2	Metal-Side (STD)
210	98-9689	2	Bearing-Thrust (0.2mm)
210	99-6869	2	Metal-Side, O/S (0.4mm)
220	98-7480	1	Seal-Oil



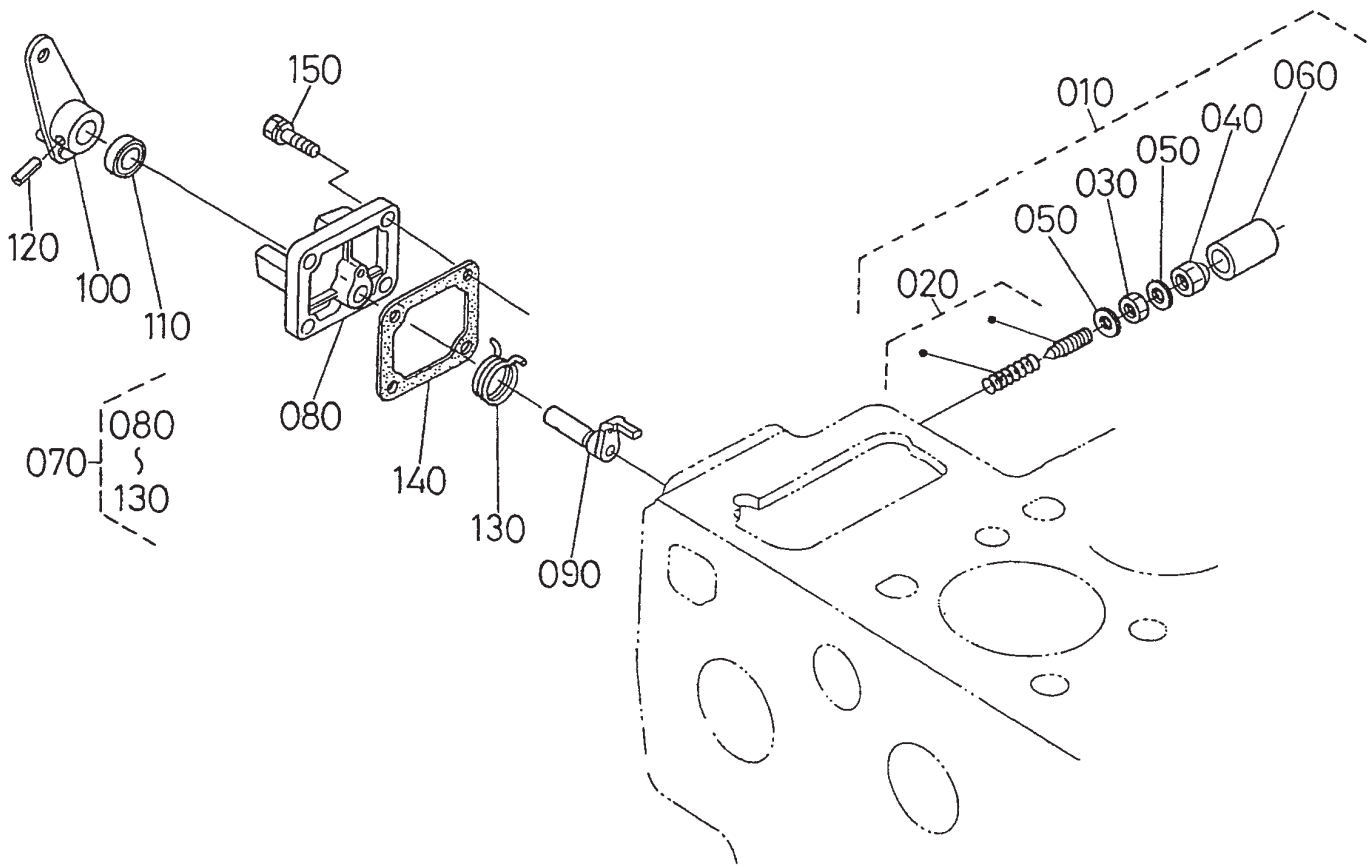
Ref. No.	Part No.	Engine Serial #
130	107-01 14	(YY0001 or newer)
140	107-01 18	(YY0001 or newer)

Sheet No.:52

Flywheel Assembly

Ref. No.	Part No.	Qty.	Description
10	98-7532	1	Flywheel
20	98-7560	1	Gear-Ring
30	98-7573	6	Bolt-Flywheel
40	98-7559	1	Housing-Flywheel
70	98-7883	1	Cover
80	98-7886	1	Gasket
90	105-4577	2	Bolt
100	98-7885	11	Bolt
110	98-7546	1	Plug
120	100-9194	1	Washer-Plain
130	107-01 14	2	Bolt
140	107-01 18	2	Washer-Spring

Ref. No.	Part No.	Qty.	Description

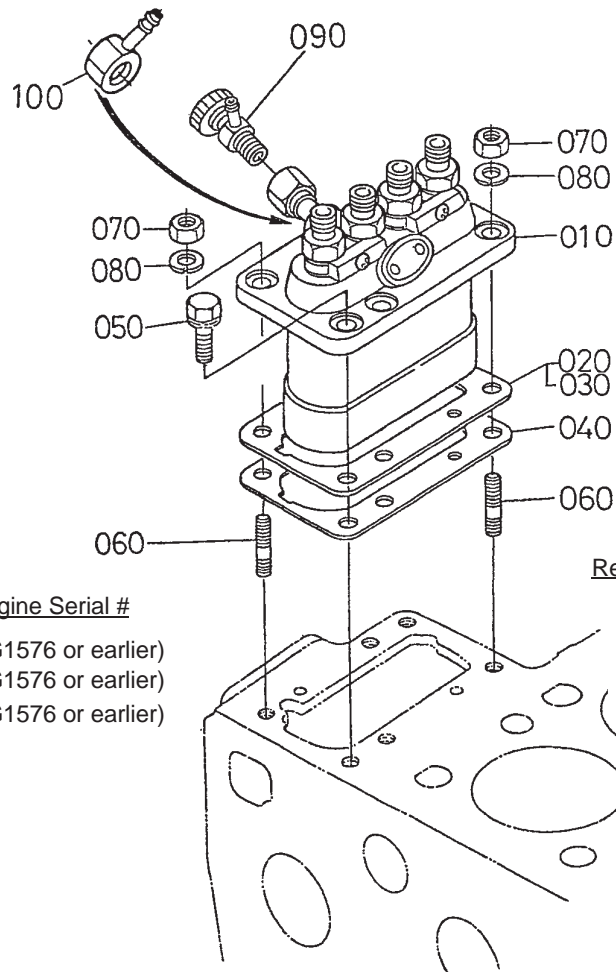


Sheet No.:54

Engine Stop Lever Assembly

Ref. No.	Part No.	Qty.	Description
10	98-7591	1	I/D Appartus ASM
20	98-7592	1	Adjusting Bolt ASM
30	98-7593	1	Nut
40	98-7594	1	Nut-Cap
50	98-7428	2	Gasket
60	98-7596	1	Cap
70	100-9198	1	Eng Stop Lever ASM
80	98-7598	1	Cover-Pump, Injection
90	100-9200	1	Shaft-Lever
100	98-7600	1	Lever-Stop, Engine
110	98-7601	1	Seal-Oil
120	98-7602	1	Pin-Spring
130	98-7603	1	Spring-Return
140	98-7604	1	Gasket-Cover, Pump
150	98-7605	4	Bolt

Ref. No.	Part No.	Qty.	Description



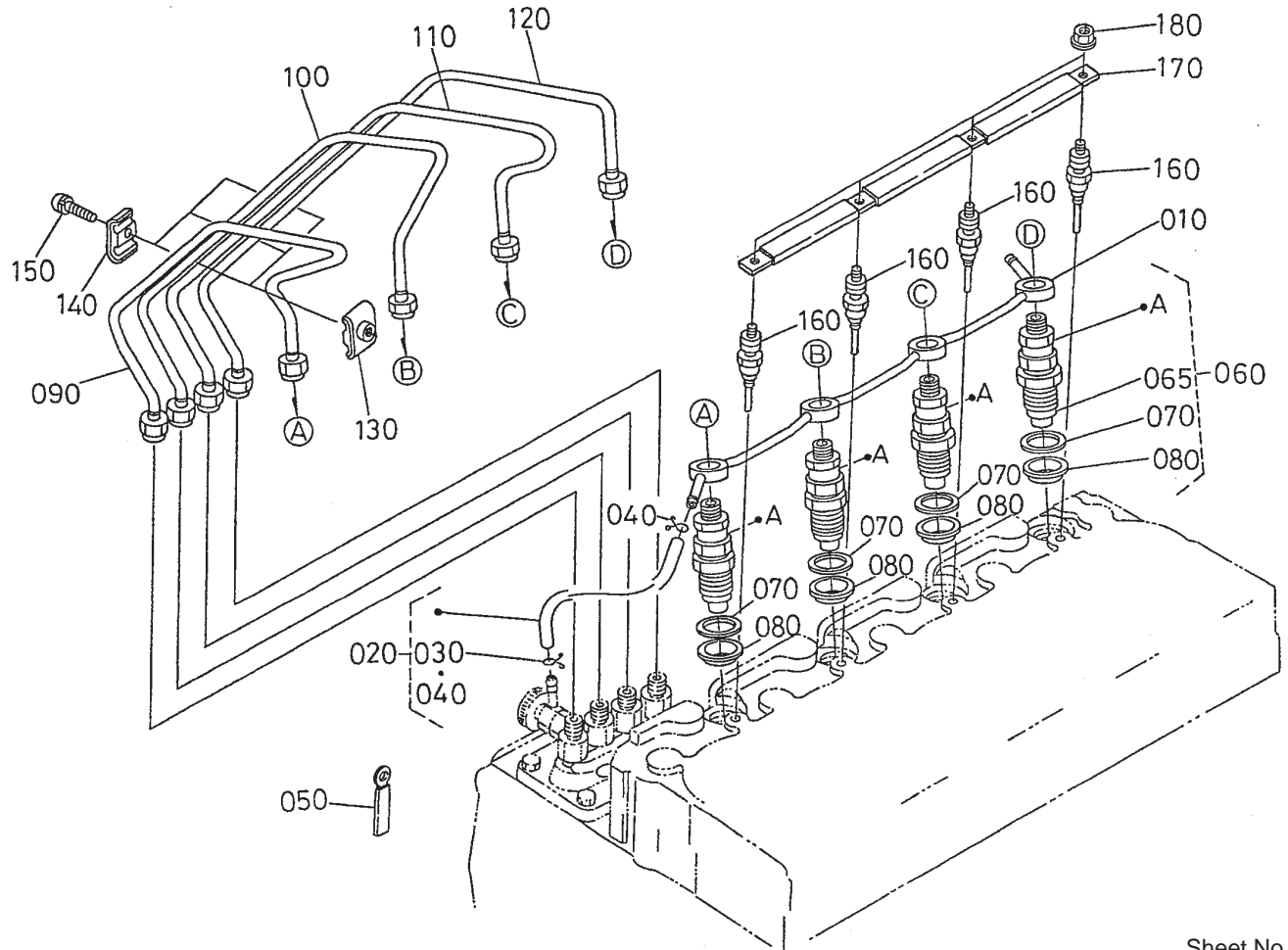
Ref. No.	Part No.	Engine Serial #
020	98-7607	(2G1576 or earlier)
030	98-7608	(2G1576 or earlier)
040	98-7609	(2G1576 or earlier)

Ref. No.	Part No.	Engine Serial #
020	107-0146	(2J0001 or newer)
030	107-0147	(2J0001 or newer)
040	107-0148	(2J0001 or newer)

Sheet No.:55

Injection Pump Assembly

Ref. No.	Part No.	Qty.	Description	Ref. No.	Part No.	Qty.	Description
10	100-9201	1	Injection Pump ASM				
20	107-0146	1	Shim				
20	98-7607	1	Shim				
30	107-0147	1	Shim				
30	98-7608	1	Shim				
40	107-0148	1	Shim				
40	98-7609	1	Shim-Pump, Injection				
50	98-7610	4	Bolt				
60	100-1558	2	Stud-Manifold, Exhaust				
70	98-7534	2	Nut				
80	105-2893	2	Washer-Spring				
90	100-9202	1	Jet Start Cock ASM				
100	98-7617	1	Joint				

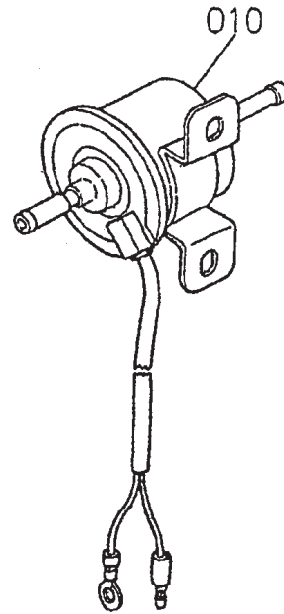
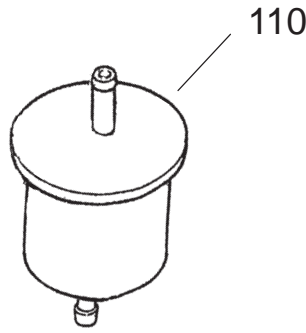
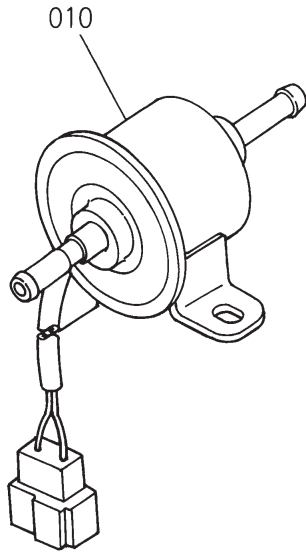


Sheet No.:59

Nozzle Holder and Glow Plug Assembly

Ref. No.	Part No.	Qty.	Description
10	100-9213	1	Overflow Pipe ASM
20	98-7670	1	Overflow Pipe ASM
30	98-7671	1	Clip-Pipe
40	98-7672	1	Clip-Pipe
50	98-7673	1	Clamp-Cord
60	100-9214	1	Nozzle Holder Kit
65	100-9215	4	Piece-Nozzle
70	98-7676	4	Gasket
80	98-7677	4	Seal
90	100-9216	1	Pipe-Injection
100	100-9217	1	Pipe-Injection
110	100-9218	1	Pipe-Injection
120	100-9219	1	Pipe-Injection
130	98-7682	3	Clamp-Pipe
140	98-7683	3	Clamp-Pipe
150	98-9364	3	Screw-W/W asher
160	98-7685	4	Plug-Glow
170	98-7686	1	Cord-Plug, Glow
180	99-8377	4	Nut-Flange

Ref. No.	Part No.	Qty.	Description



Ref. No. Part No. Engine Serial #
 010 107-0122 (2S0001 or newer)

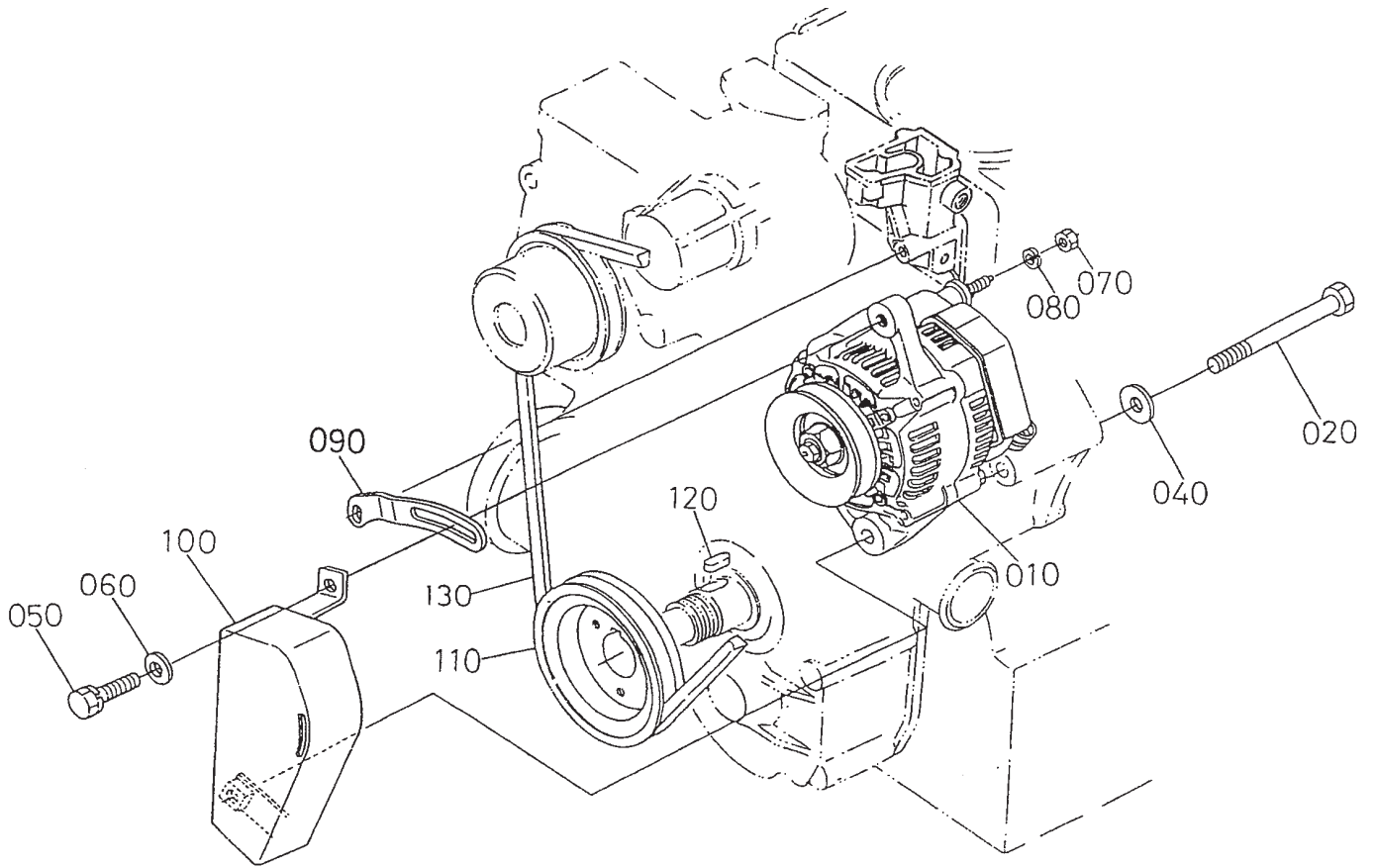
Ref. No. Part No. Engine Serial #
 010 99-3464 (1U1056 or earlier)

Sheet No.:60

Fuel Filter and Fuel Pump

Ref. No.	Part No.	Qty.	Description
10	99-3464	1	Pump-Fuel
10	107-0122	1	Pump-Fuel
110	98-7612	1	Filter-Fuel

Ref. No.	Part No.	Qty.	Description

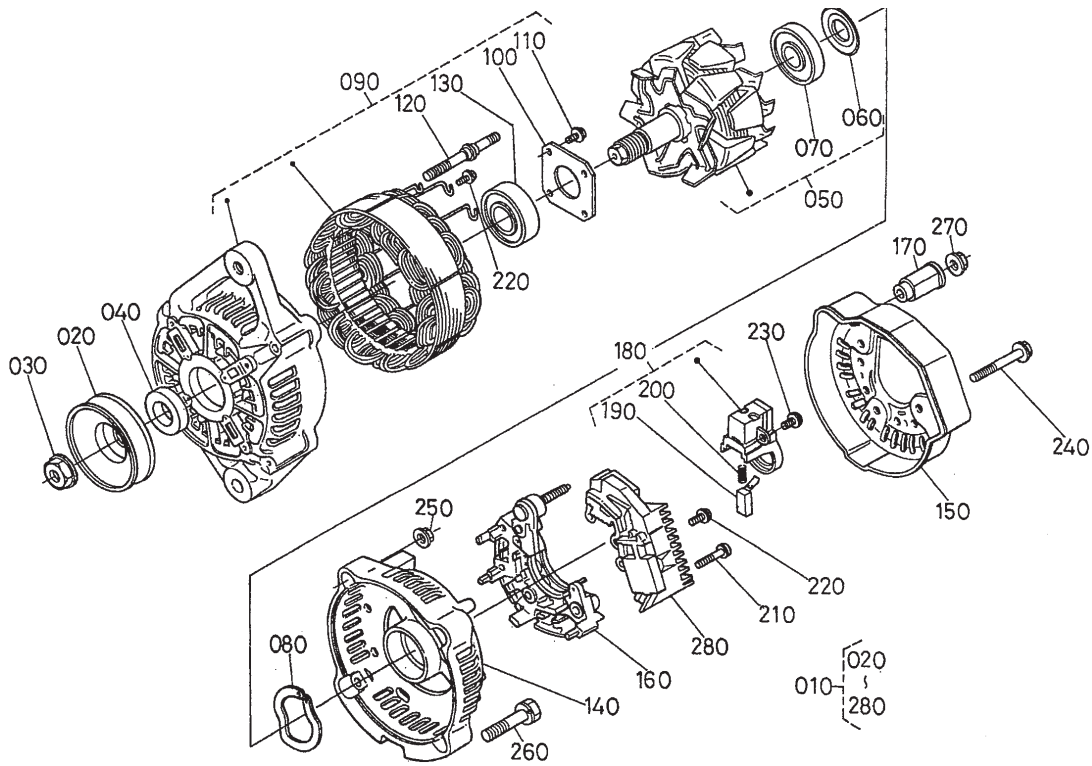


Sheet No.:61

Alternator and Pulley Assembly

Ref. No.	Part No.	Qty.	Description
10	107-0145	1	Alternator ASM
20	98-7695	1	Bolt
40	98-9366	1	Washer-Plain
50	98-7697	1	Bolt
60	100-9233	1	Washer-Plain
70	98-7572	1	Nut
80	98-7699	1	Washer-Spring
90	105-2872	1	Bracket-Alternator
100	98-7701	1	Cover-Belt
110	106-2044	1	Pulley-Drive, Fan
120	98-7451	1	Key-Feather
130	98-7705	1	V-Belt

Ref. No.	Part No.	Qty.	Description



Ref. No.	Part No.	Engine Serial #
090	98-7714	(1Q1216 or earlier)
150	98-7720	(1Q1216 or earlier)
180	98-7723	(1Q1216 or earlier)

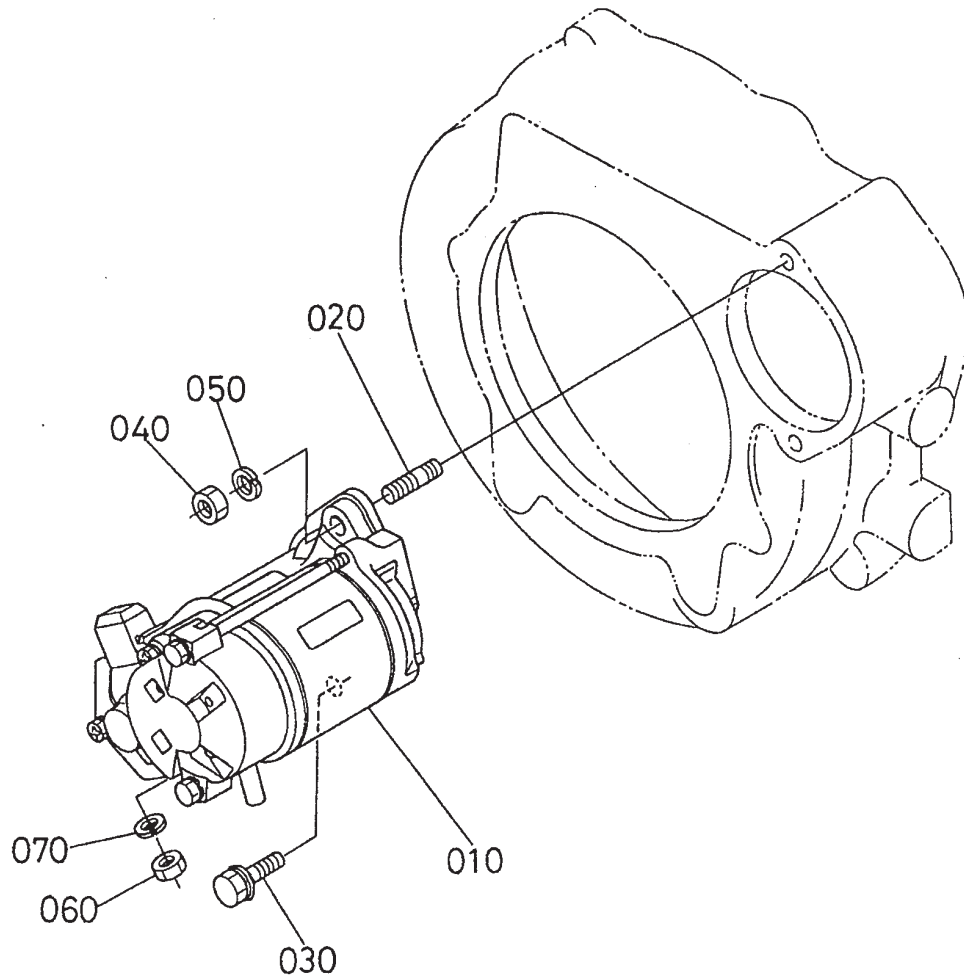
Ref. No.	Part No.	Engine Serial #
090	107-0139	(1S0001 or newer)
150	107-0140	(1S0001 or newer)
180	107-0141	(1S0001 or newer)

Sheet No.:62

Alternator Component Parts Assembly

Ref. No.	Part No.	Qty.	Description
10	107-0145	1	Alternator ASM
20	98-7707	1	Pulley-Alternator
30	98-7708	1	Nut
40	98-7709	1	Collar
50	107-0136	1	Rotor
60	98-7711	1	Cover-Bearing
70	107-0138	1	Bearing-Ball
80	98-7713	1	Washer-Thrust
90	107-0139	1	Drive End Frame ASM
90	98-7714	1	Frame-End, Drive
100	98-7715	1	Plate-Retainer
110	98-7716	4	Screw-Head, Round
120	98-7717	2	Bolt-Through
130	107-0137	1	Bearing-Ball
140	98-7719	1	Frame-End
150	98-7720	1	Cover-End
150	107-0140	1	Cover-End
160	98-7721	1	Rectifier ASM
170	98-7722	1	Bushing-Insulation
180	98-7723	1	Holder-Brush
180	107-0141	1	Holder-Brush
190	98-7724	2	Brush
200	98-7725	2	Spring-Brush
210	98-7726	2	Screw-Head, Round
220	98-7727	6	Screw-Head, Round
230	98-7728	1	Screw-Head, Round

Ref. No.	Part No.	Qty.	Description
240	98-7729	3	Bolt
250	98-7730	2	Nut
260	98-7731	2	Bolt
270	98-7732	1	Nut
280	98-7733	1	Regulator ASM

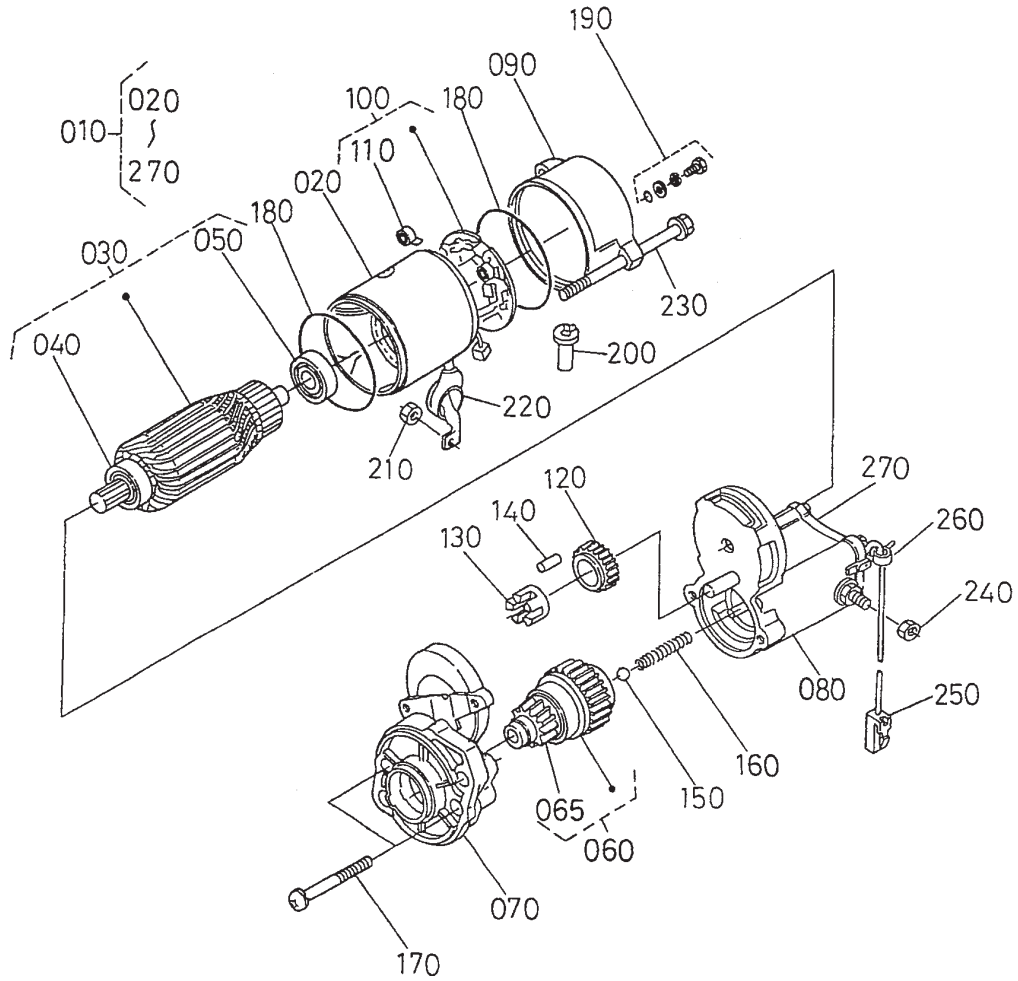


Sheet No.:63

Starter Assembly

Ref. No.	Part No.	Qty.	Description
10	100-9237	1	Starter ASM
20	98-7735	1	Stud
30	98-7736	1	Bolt
40	98-7737	1	Nut
50	98-7738	1	Washer-Spring
60	98-7739	1	Nut
70	105-2893	1	Washer-Spring

Ref. No.	Part No.	Qty.	Description

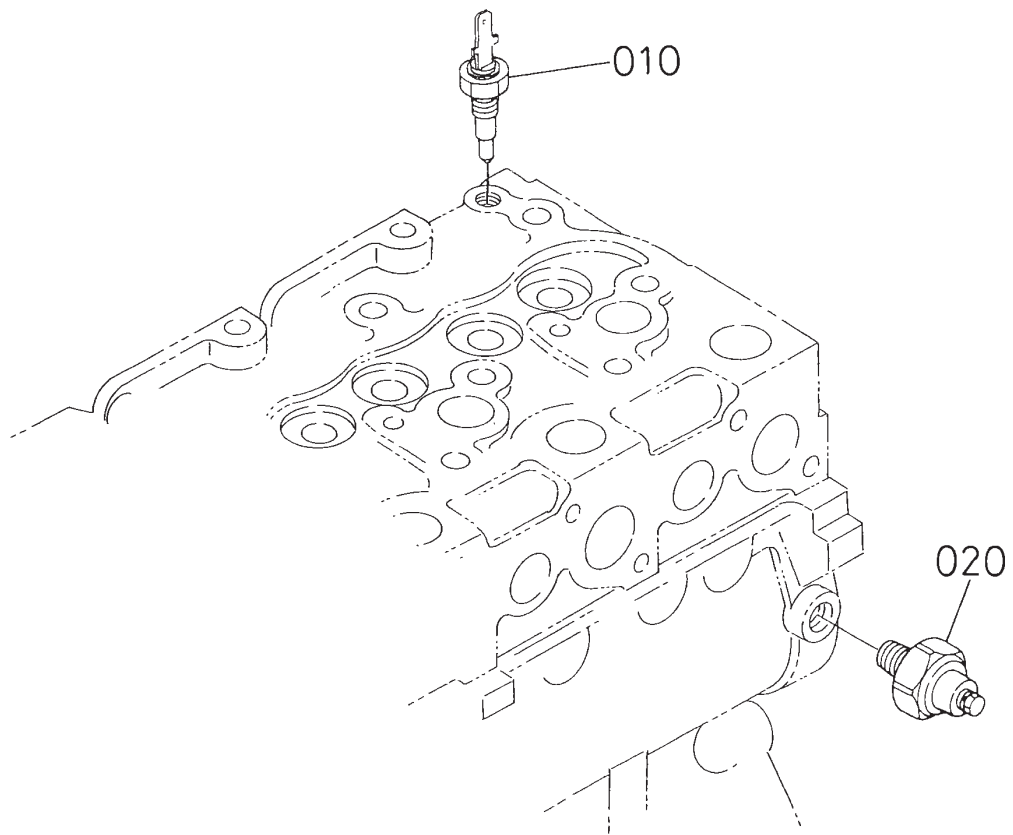


Sheet No.:64

Starter Component Parts Assembly

Ref. No.	Part No.	Qty.	Description
10	100-9237	1	Starter ASM
20	104-8608	1	Yoke ASM
30	98-7742	1	Armature ASM
40	98-7744	1	Bearing
50	98-7743	1	Bearing
60	98-7745	1	Clutch-Running, Over
65	105-2887	1	Pinion-Bevel
70	98-7746	1	Frame-End, Drive
80	100-9239	1	Magnetic Switch ASM
90	98-7748	1	Frame-End
100	98-7749	1	Brush Holder ASM
110	98-7750	4	Spring-Brush
120	98-7751	1	Gear
130	98-7752	1	Retainer
140	98-7753	5	Roller
150	98-7755	1	Ball
160	98-7754	1	Spring
170	98-7756	2	Bolt
180	98-7757	2	O-Ring
190	98-7758	2	Bolt ASM
200	98-7759	1	Pipe-Drain
210	105-2873	1	Nut
220	99-8375	1	Cover
230	100-9240	2	Bolt
240	99-8376	1	Nut-Hex
250	98-971 1	1	Cord-Solenoid, Stop

Ref. No.	Part No.	Qty.	Description
260	98-9712	1	Band-Cover
270	105-2886	1	Cover ASM

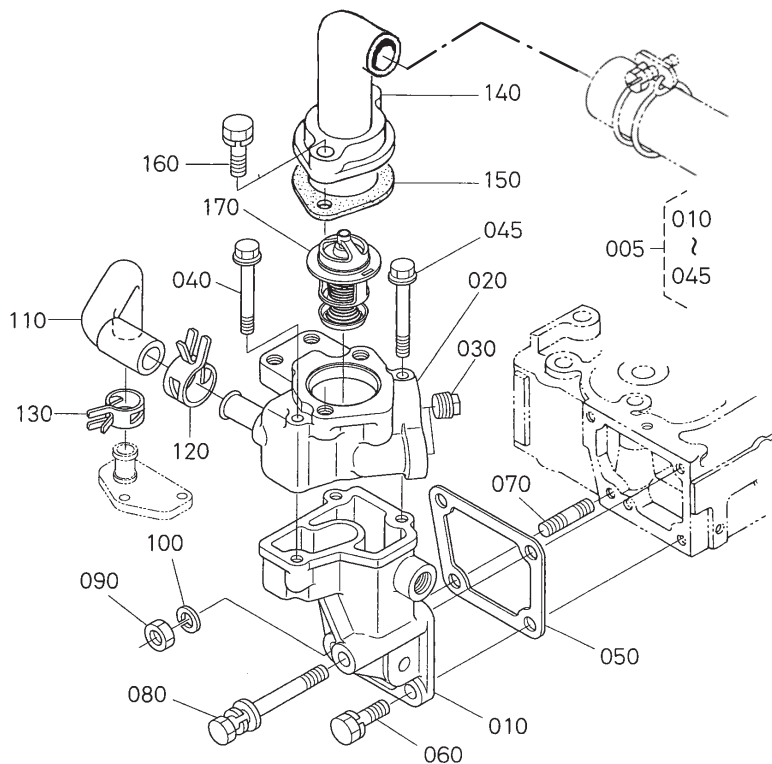


Sheet No.:65

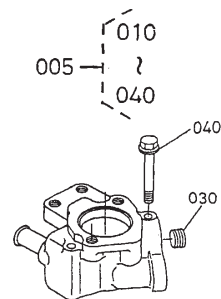
Oil Switch / Thermometer and Plug Assembly

Ref. No.	Part No.	Qty.	Description
10	99-3582	1	Thermoswitch
20	98-7764	1	Switch-Oil

Ref. No.	Part No.	Qty.	Description



Ref. No.	Part No.	Engine Serial #
020	107-0144	(1N0001 or newer)
040	105-2875	(1E0001 or newer) (Qty. 2)
045	107-01 17	(1E0001 or newer)
080	107-01 15	(1U0001 or newer)



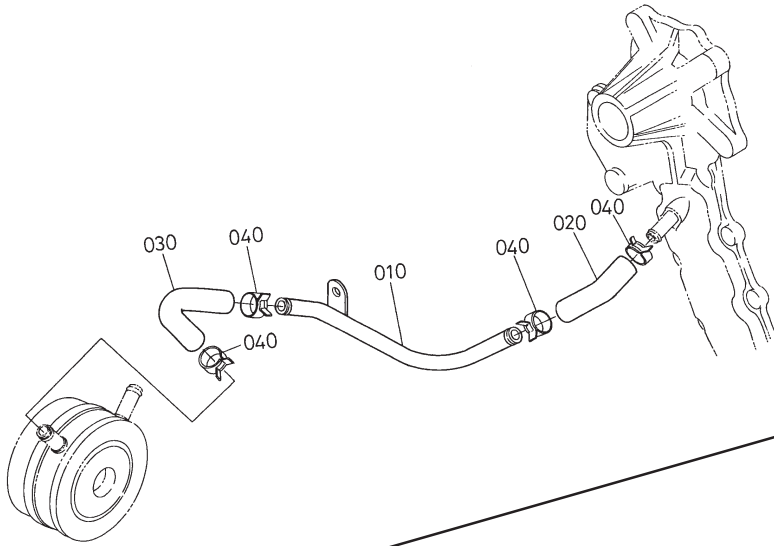
Ref. No.	Part No.	Engine Serial #
040	105-2875	(1C1478 or earlier) (Qty. 3)

Sheet No.:66

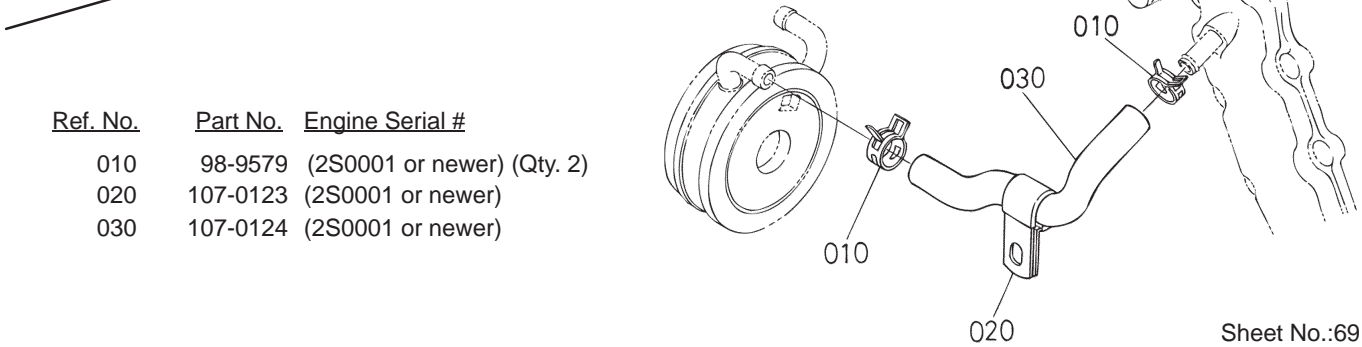
Water Flange and Thermostat Assembly

Ref. No.	Part No.	Qty.	Description
5	105-4578	1	Water Flange ASM
10	107-0143	1	Flange-W ater
20	107-0144	1	Flange-W ater
30	105-2874	2	Plug
40	105-2875	2	Bolt-Flange
40	105-2875	3	Bolt-Flange
45	107-01 17	1	Bolt-Flange
50	105-2876	1	Gasket-Flange, Water
60	98-7610	2	Bolt
70	100-1558	1	Stud-Manifold, Exhaust
80	107-01 15	1	Bolt
90	98-7534	1	Nut
100	105-2893	1	Washer-Spring
110	105-2878	1	Pipe-Return, Water
120	98-9714	1	Clamp-Hose
130	105-2879	1	Clamp-Hose
140	100-9244	1	Cover-Thermostat
150	105-2880	1	Gasket-Cover, Thermostat
160	98-7777	2	Bolt
170	105-2881	1	Thermostat ASM

Ref. No.	Part No.	Qty.	Description



<u>Ref. No.</u>	<u>Part No.</u>	<u>Engine Serial #</u>
010	100-9278	(2Q1204 or earlier)
020	100-9279	(2Q1204 or earlier)
030	100-9280	(2Q1204 or earlier)
040	98-9579	(2Q1204 or earlier) (Qty. 4)



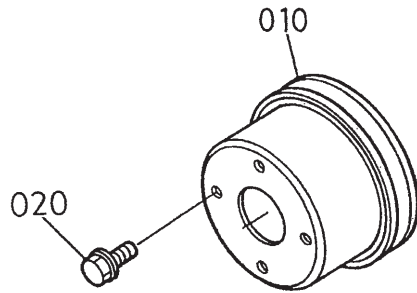
<u>Ref. No.</u>	<u>Part No.</u>	<u>Engine Serial #</u>
010	98-9579	(2S0001 or newer) (Qty. 2)
020	107-0123	(2S0001 or newer)
030	107-0124	(2S0001 or newer)

Sheet No.:69

Water Pipe Assembly

Ref. No.	Part No.	Qty.	Description
10	100-9278	1	Pipe-W ater
10	98-9579	2	Band-Pipe
20	100-9279	1	Pipe-W ater
20	107-0123	1	Clamp-Cord
30	100-9280	1	Pipe-Cooler , Oil
30	107-0124	1	Pipe-Cooler , Oil
40	98-9579	4	Band-Pipe

Ref. No.	Part No.	Qty.	Description

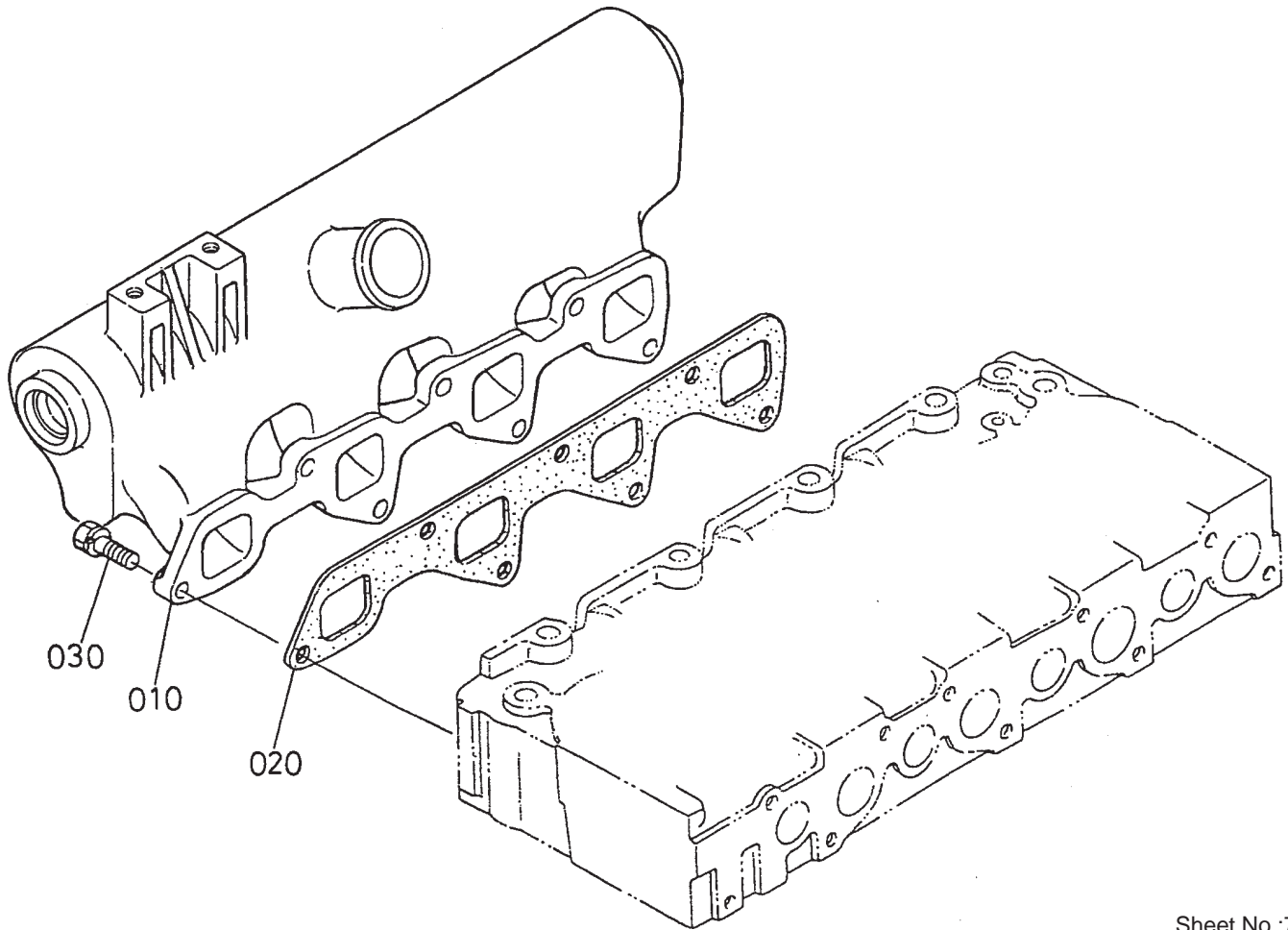


Sheet No.:70

Fan Assembly

Ref. No.	Part No.	Qty.	Description
10	98-7702	1	Pulley-Fan
20	99-8363	4	Bolt-Flange

Ref. No.	Part No.	Qty.	Description
----------	----------	------	-------------

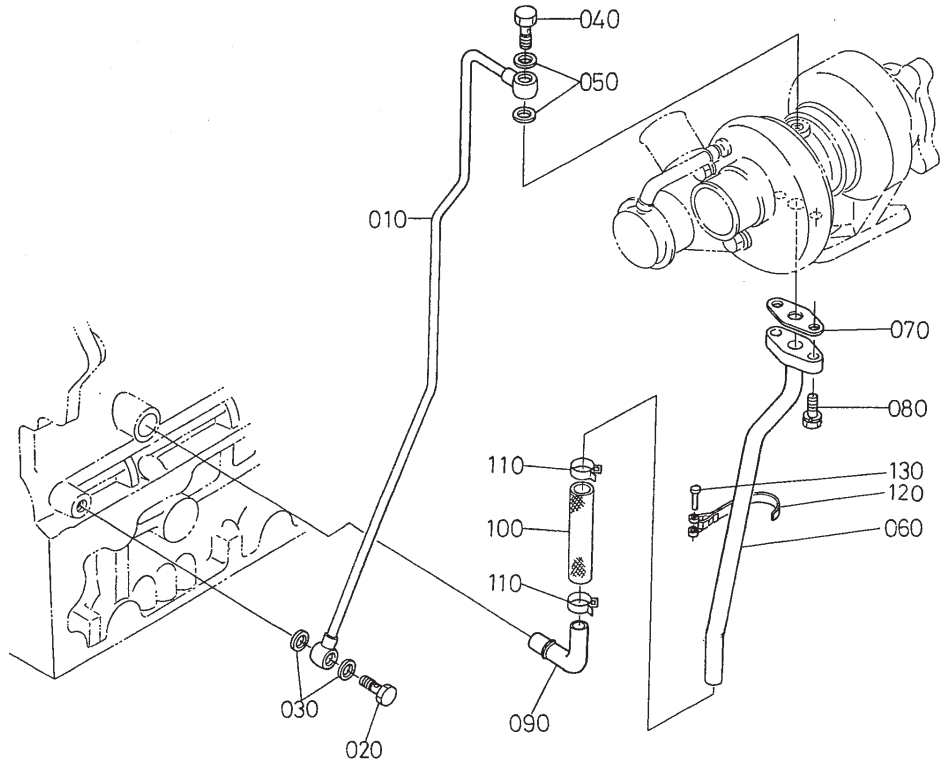


Sheet No.:72

Inlet Manifold Assembly

Ref. No.	Part No.	Qty.	Description
10	100-9283	1	Inlet-Manifold
20	100-9284	1	Gasket-In Manifold
30	98-7610	7	Bolt

Ref. No.	Part No.	Qty.	Description



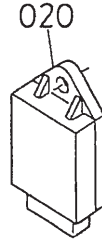
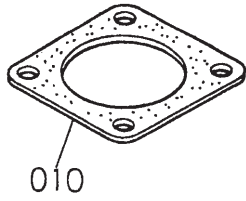
Ref. No.	Part No.	Engine Serial #	Ref. No.	Part No.	Engine Serial #
010	100-9320	(1U1056 or earlier)	010	107-0127	(1W0001 or newer)
060	100-9322	(1U1056 or earlier)	060	107-0128	(1W0001 or newer)
180	98-7568	(1G1576 or earlier)	180	98-7605	(2J0001 or newer)

Sheet No.:75

Oil Pipe (Turbo Charger) Assembly

Ref. No.	Part No.	Qty.	Description
10	100-9320	1	Pipe-Oil
10	107-0127	1	Pipe-Oil, Complete
20	100-9321	1	Bolt-Joint, Eye
30	98-7428	2	Gasket
40	98-9418	1	Bolt-Joint, Eye
50	99-8346	2	Gasket
60	107-0128	1	Pipe-Oil, Complete
60	100-9322	1	Pipe-Oil
70	98-9435	1	Gasket-Oil Return, Turbo
80	98-7605	2	Bolt
80	98-7568	2	Bolt
90	100-9323	1	Pipe-Oil
100	98-9721	1	Pipe-Oil
110	98-9714	2	Clamp-Hose
120	100-9324	1	Clamp-Pipe
130	98-9591	1	Pin-Band

Ref. No.	Part No.	Qty.	Description

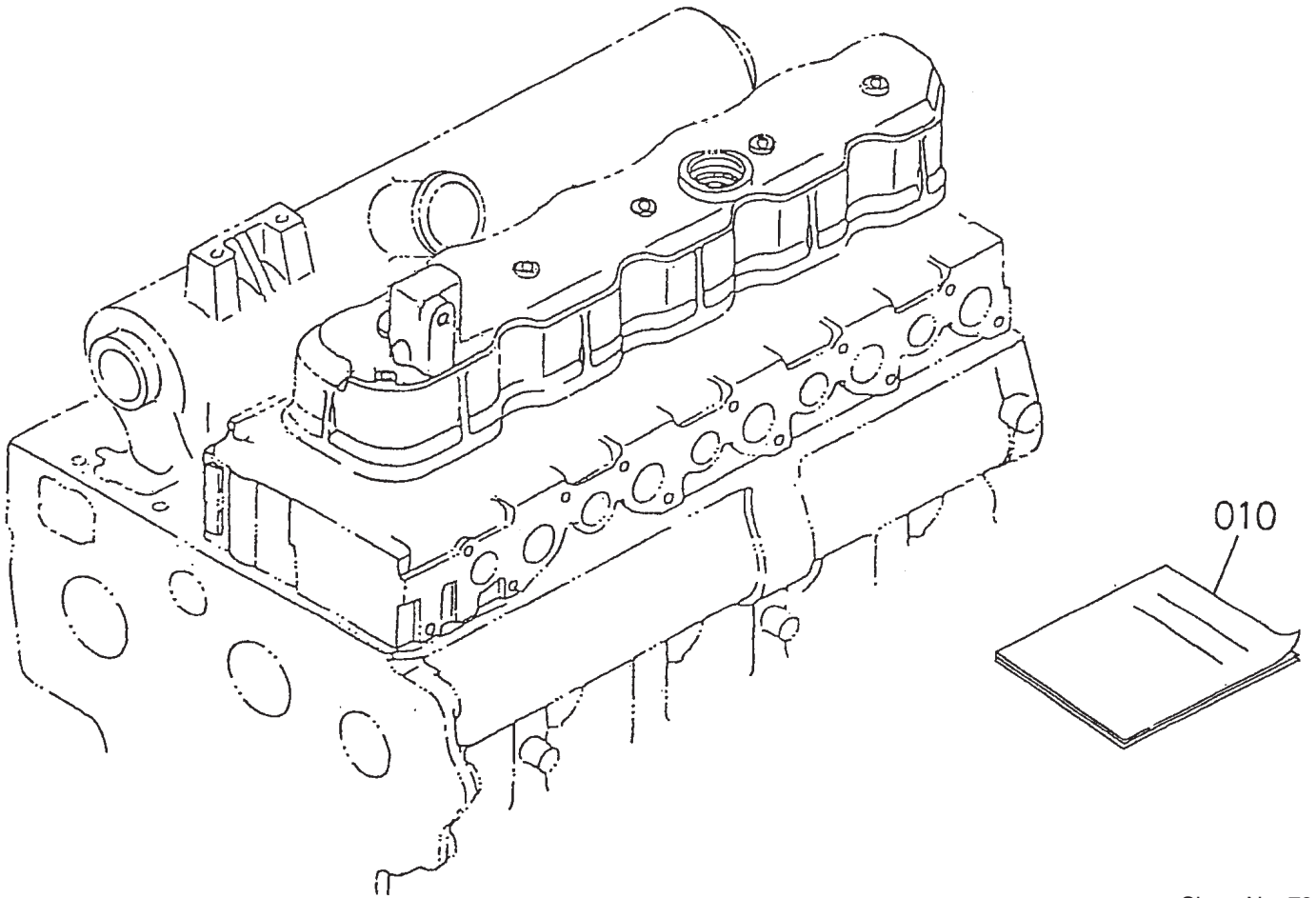


Sheet No.:77

Muffler Gasket and Glow Controller

Ref. No.	Part No.	Qty.	Description
10	100-9333	1	Gasket-Muf fler
20	98-761 1	1	Controller-Glow

Ref. No.	Part No.	Qty.	Description
----------	----------	------	-------------

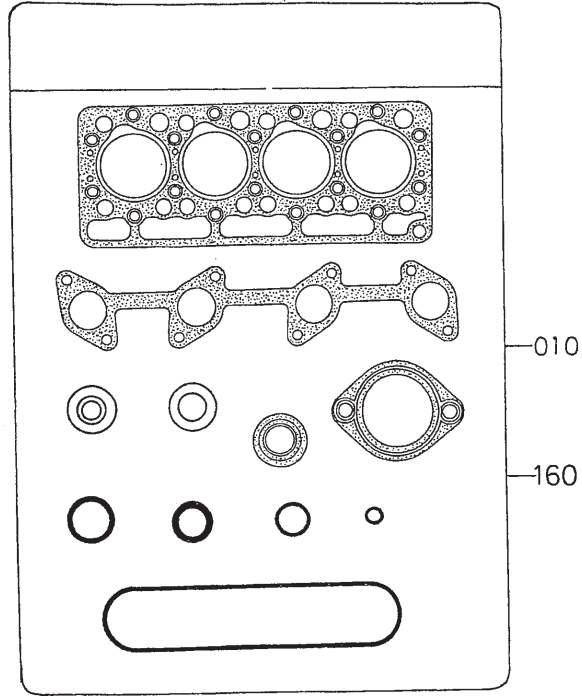


Sheet No.:78

Engine Operator's Manual

Ref. No.	Part No.	Qty.	Description
10	100-9335	1	Manual-Instruction

Ref. No.	Part No.	Qty.	Description



Sheet No.:79

Gasket Kit

Ref. No.	Part No.	Qty.	Description
10	100-9337	1	Upper Gasket Kit
160	98-7888	1	Lower Gasket Kit

Ref. No.	Part No.	Qty.	Description
----------	----------	------	-------------

