



Reelmaster[®] 6500–D

2 and 4 Wheel Drive Traction Unit

Model No. 03806—230000001 and Up

Model No. 03807—230000001 and Up

Parts Catalog

Ordering Replacement Parts

To order replacement parts, please supply: the part number, the quantity, and the description of each part desired.

Understanding Reference Numbers

Each identified part in an illustration has a reference number. The reference number for a part also appears in the parts list, along with other information about the part.

This catalog uses two special reference number formats, one to indicate parts in a service assembly and another to indicate the quantity of a given part in an illustration.

Service Assembly Reference Numbers

Parts in service assemblies have reference numbers in the form **a:b**. The **a** represents the reference number of the entire service assembly and the **b** represents a sequential number unique to each part within the service assembly.

For example, a wheel assembly might be identified by reference number **6**, the tire by **6:1**, the valve by **6:2**, and the wheel by **6:3**. When you order the assembly identified by reference number **6**, you receive all parts identified by reference numbers **6:1**, **6:2**, and **6:3**. However, you may also order any part individually.

Reference numbers of this type appear in illustrations and in part lists.

Reference Numbers Indicating Quantity

In an illustration, if a reference number indicates more than one part, the reference number has the form **nX y**. The **n** represents the quantity of the part, the **X** is the multiplication symbol, and the **y** represents the reference number.

For example, in an illustration, the reference number **2X 37** means that two of the parts identified by reference number **37** are indicated.

Contents

Description	Page	Description	Page
Frame and Body Assembly	4	Front Lift Arm Assembly No. 1	52
Front Frame Assembly No. 105–0117	5	Hydraulic Cylinder Assembly No. 93–2650	53
Tool Box Assembly	6	Front No. 4 and No. 5 Lift Arm Assembly	54
Control Console Assembly	7	Hydraulic Cylinder Assembly No. 99–6986	56
Control Console and Battery Assembly	8	Rear No. 2 and No. 3 Lift Arm Assembly	57
Hydraulic Filter and Reservoir Assembly	10	Hydraulic Cylinder Assembly No. 99–2550	59
Fuel Tank and Filter Assembly	11	Reel Motor Assembly	60
Traction Pedal Assembly	12	Hydraulic Motor Assembly No. 98–9999	61
Brake Pedal Assembly	13	No. 2 and No. 3 Tipper Support Bracket Assembly	62
Seat and Suspension Assembly	14	(ROPS) Roll–Over–Protection–System Assembly (only on: 03807)	63
Seat Frame and Throttle Assembly	15	Rear Axle Assembly No. 100–3784 Bevel Pinion Shaft Assembly	64
Steering Wheel Assembly	16	Rear Axle Assembly No. 100–3784 (Continued) Differential Assembly	65
Steering Control Assembly No. 99–8959	17	Rear Axle Assembly No. 100–3784 (Continued) Axle Support Assembly	66
Steering Tower Assembly	18	Rear Axle Assembly No. 100–3784 (Continued) Bevel Gear Case Assembly	67
Front Hydraulic Drive Assembly	19	Rear Axle Assembly No. 100–3784 (Continued) Bevel Gear Shaft Assembly	68
Front Axle and Brake Assembly	20	Rear Axle Assembly No. 100–3784 (Continued) Axle Case Assembly	69
Planetary Drive Assembly No. 105–4500–03	21	Rear Axle Assembly No. 100–3784 (Continued) Axle Assembly	70
LH Brake Assembly No. 100–3070–03	22	2 Wheel Drive Hydraulic Schematic (Model 03806 Only)	71
Hydraulic Motor Assembly No. 92–7385	23	4 Wheel Drive Hydraulic Schematic (Model 03807 Only)	72
RH Brake Assembly No. 100–3069–03	24	Electrical Schematic	73
Hydraulic Motor Assembly No. 93–7476	25	Crankcase Assembly	74
Hydraulic Pump Installation Assembly	26	Oil Pan Assembly	75
Gear Pump Assembly No. 105–3317	27	Cylinder Head Assembly	76
Piston Pump Assembly No. 105–3356	28	Gear Case Assembly	77
Manual Servo Control Assembly No. 93–6306	29	Head Cover Assembly	78
Radiator Support and Shroud Assembly	30	Dipstick and Guide Assembly	79
Radiator and Screen Assembly	31	Main Bearing Case Assembly	80
Engine Assembly	32	Camshaft and Idle Gear Shaft Assembly	81
Muffler / Oil / Water / Fuel Filter and Air Cleaner Assembly	34	Piston and Crankshaft Assembly	82
Air Filter Assembly No. 100–2597	36	Flywheel Assembly	83
Water and Fuel Filter Assembly No. 98–9305	37	Fuel Camshaft and Governor Shaft Assembly	84
Rear Hydraulic Assembly	38	Idle Apparatus, Stop Solenoid and Cover Assembly	85
4 Wheel Drive Axle Assembly (only on: 03807)	40	Injection Pump Assembly	86
Hydraulic Motor Assembly No. 92–7386 (only on: 03807)	41	Injection Pump Component Assembly	87
Hydraulic Cylinder Assembly No. 98–3806 (only on: 03807)	42	Speed Control Plate Assembly	88
2 Wheel Drive Axle and Power Steering Assembly (only on: 03806)	43	Nozzle Holder and Glow Plug Assembly	89
Tie Rod End Assembly No. 105–7843 (only on: 03806)	44	Nozzle Holder Component Assembly	90
Hydraulic Cylinder Assembly No. 94–8142 (only on: 03806)	45	Fork Lever (Governor) Assembly	91
2 Wheel Drive Axle and Wheel Assembly (only on: 03806)	46	Alternator and Pulley Assembly	92
Rear Hydraulic Control Block Assembly	47	Alternator Component Assembly	93
Hydraulic Manifold Mow Block Assembly No. 99–6978	49	Starter Assembly	94
Front Hydraulic Control Block and Hose Assembly	50		
Hydraulic Manifold Lift Block Assembly No. 104–9335	51		

Contents (Continued)

Description	Page	Description	Page
Water Flange and Thermostat Assembly	95	Turbo Charger Assembly	100
Water Pump Assembly	96	Oil Pipe (Turbo Charger) Assembly	101
Reserve Tank Assembly	97	Oil Cooler Assembly	102
Valve and Rocker Arm Assembly	98	Miscellaneous Parts	103
Inlet/Exhaust Manifold Assembly	99	Gauge Bar and Backlapping Brush Assembly	104

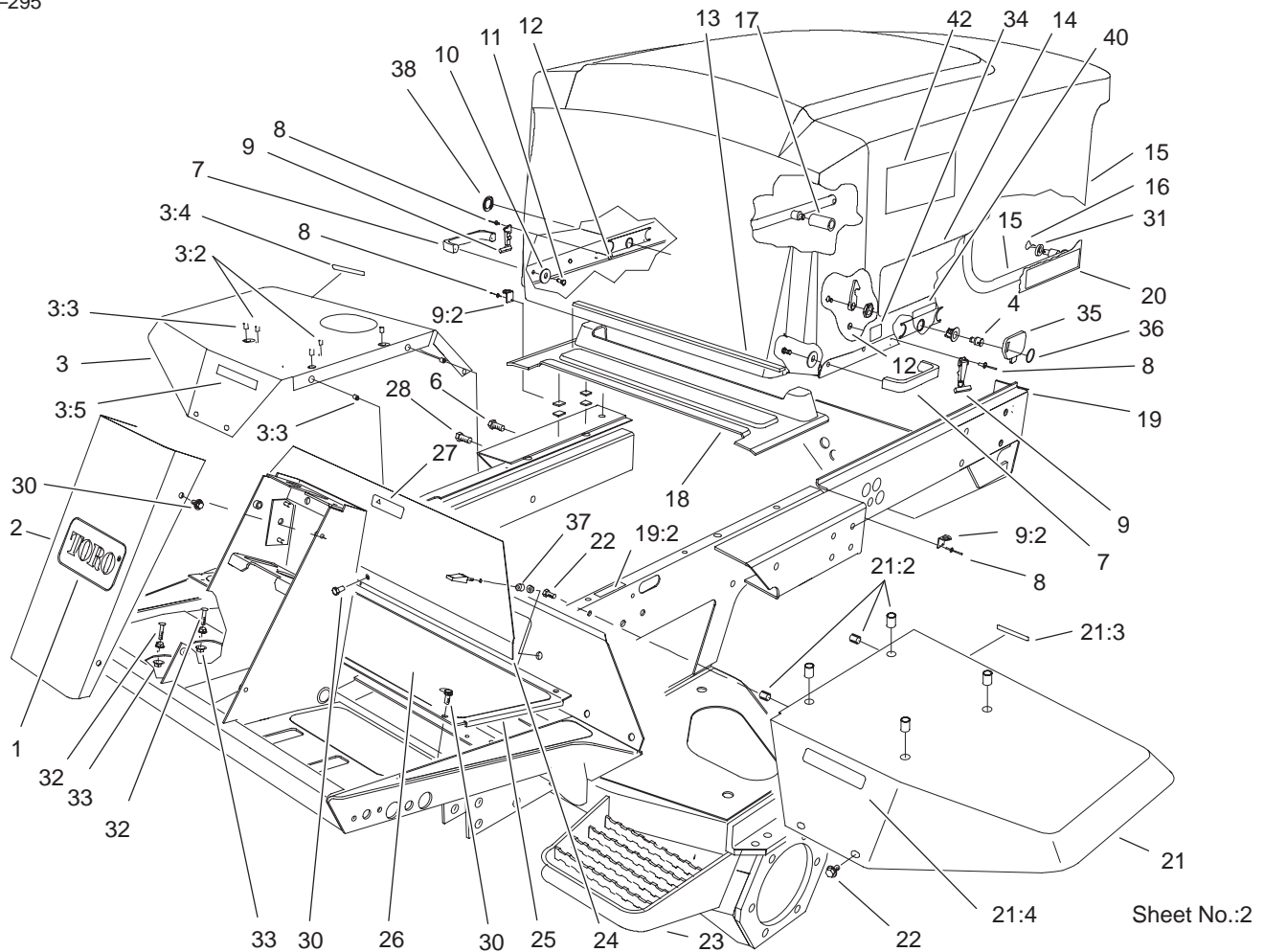
Accessories

Description	Model / Part No.	Description	Model / Part No.
5 Blade Cutting Unit	03860	Muffler–Spark Arrestor	104–5201
7 Blade Cutting Unit	03861	Weight Kit	94–2836
11 Blade Cutting Unit	03862	Arm Rest Kit	30707
Dethatching Cutting Unit	03871	Roll–Over–Protection–System (ROPS)	92–7571
Gauge Bar Assembly	98–1852	Turf Defender Kit (Leak Detector Kit)	03521
Brush and Handle Assembly	29–9100		

Part Description Abbreviations

Part descriptions in this catalog may include the following abbreviations.

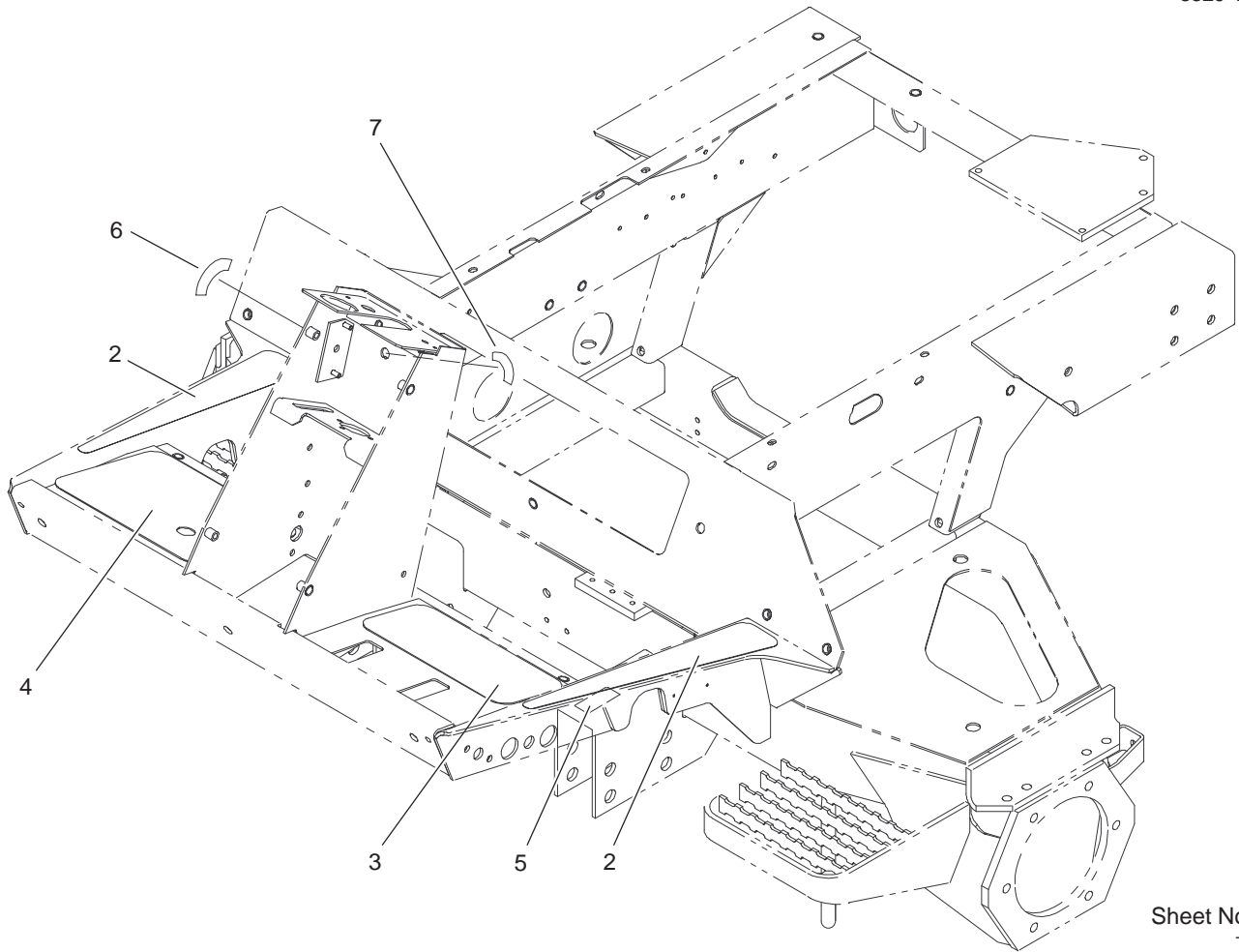
Abbreviation	Meaning	Abbreviation	Meaning
AR	as required	HYD	hydraulic
ASM	assembly	INC	incorporated
CARR	carriage	LH	left hand
DEG	degrees	NI	nylon insert
FH	flat head	PPH	Phillips pan head
GA	gauge	PTH	Phillips truss head
HF	hex flange	PTO	power take off
HH	hex head	RH	right hand
HHF	hex head flange	SFH	slotted fillister head
HLH	hex lag head	SHH	slotted hex head
HJ	hex jam	SQH	square head
HOC	height-of-cut	SHWH	slotted hex washer head
HS	hex socket	SPH	slotted pan head
HSBH	hex socket button head	SRH	slotted round head
HSFH	hex socket flat head	STD	standard
HSH	hex socket head	TAP	self tapping
HWH	hex washer head	TTH	Torx truss head
HWHTF	hex washer head thread forming	WH	wing head



Frame and Body Assembly

Ref. No.	Part No.	Qty.	Description
1	62-5550	1	Decal-Toro
2	93-7996-01	1	Cover-Tower
3	106-5950	1	RH Fender ASM
3:2	32148-6	2	Insert-Nut
3:3	32148-7	5	Insert-Nut
3:4	93-6686	1	Decal-Oil, HYD
3:5	93-6689	1	Decal-No Riders
4	105-3301	1	Latch
6	33106-035	8	Screw-HHF
7	65-5100	2	Handle-Door
8	3269-8	8	Rivet
9	59-9740	2	Flex Draw Latch ASM
9:2	249-40	1	Keeper
10	3256-78	4	Washer-Flat
11	46-8091	4	Screw-HWH
12	3269-10	4	Washer-Back
13	92-7633	1	Bumper-Hood
14	106-7064	2	Decal-Reelmaster 6500-D
15	105-0130	1	Hood
16	3290-467	2	Pin-Hair
17	93-7582	1	Hose
18	94-2617	1	Pump Cover ASM
19	105-0116	1	Rear Frame ASM
19:2	93-1265	1	Decal-Surface, Hot

Ref. No.	Part No.	Qty.	Description
20	72-3560	2	Decal-4wd (only on: 03807)
21	106-5951	1	LH Fender ASM
21:2	32148-7	6	Insert-Nut
21:3	93-6680	1	Decal-Diesel
21:4	93-6689	1	Decal-No Riders
22	3234-14	10	Screw-HHF
23	105-0117	1	Front Frame ASM
24	75-1390-01	1	Cover-Access, Front
25	75-1410-01	1	Plate-Access, Floor
26	75-0630	1	Tread-Foot, Center
27	93-9425	1	Decal-Danger
28	3234-18	2	Screw-HHF
30	3234-7	9	Screw-HHF
31	66-6480	2	Washer
32	17-9420	2	Screw-Handle
33	32128-20	4	Nut-HF
34	93-7252	1	Decal-International
35	99-8970	1	Key-Latch, Hood
36	98-9321	1	Ring-Key
37	74-5950	2	Latch-Swell
38	104-1453	1	Grommet
40	106-6754	1	Decal-Danger
42	66-6140	2	Decal

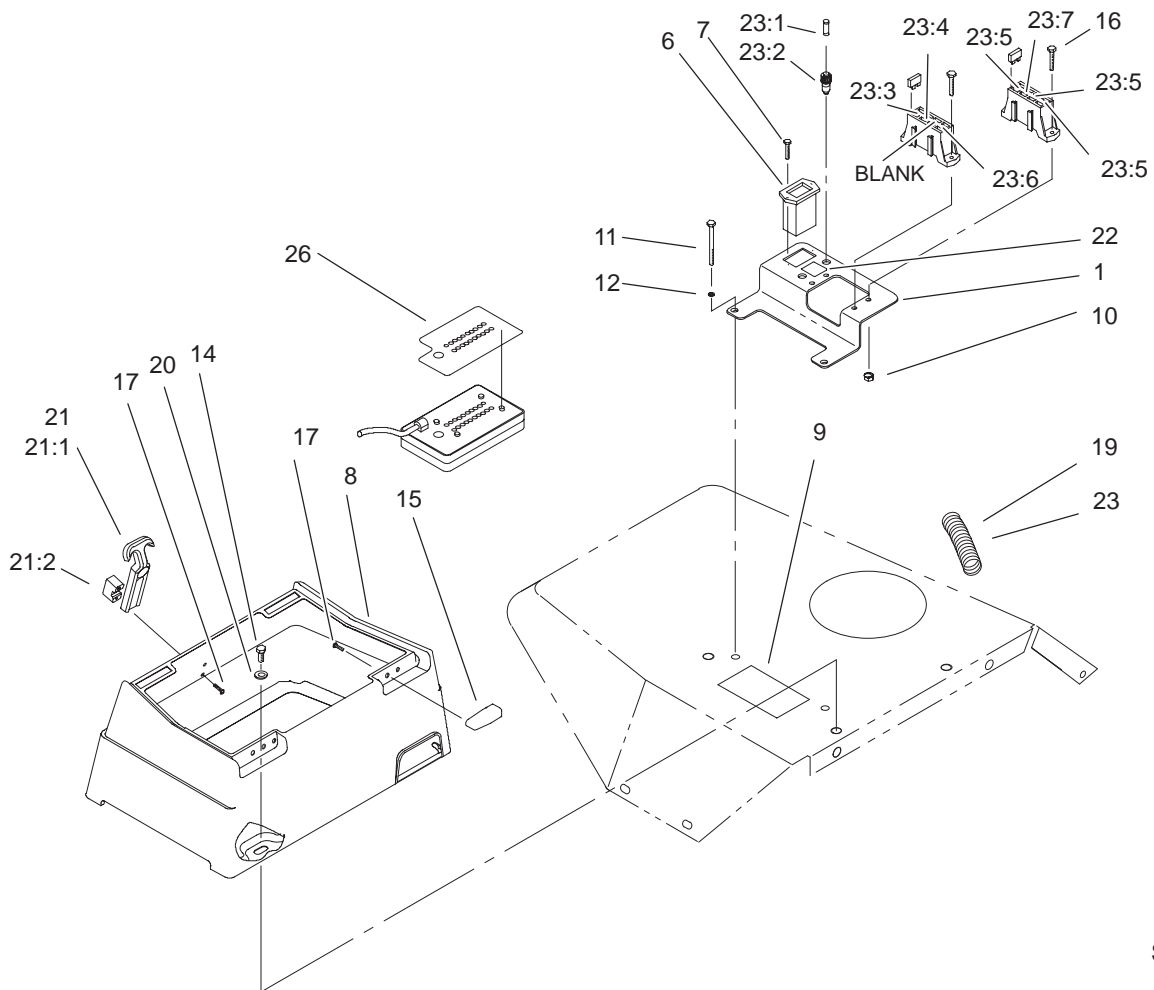


Sheet No.:A1
T-3773

Front Frame Assembly No. 105-0117

Ref. No.	Part No.	Qty.	Description
2	93-7592	2	Tread-Rest, Foot
3	75-0620	1	Tread-Foot, LH
4	104-5223	1	Tread-Foot, RH
5	93-6693	1	Decal-Plate, Floor
6	93-6699	1	Decal-Fast/Slow
7	105-7506	1	Decal-Key Switch

Ref. No.	Part No.	Qty.	Description

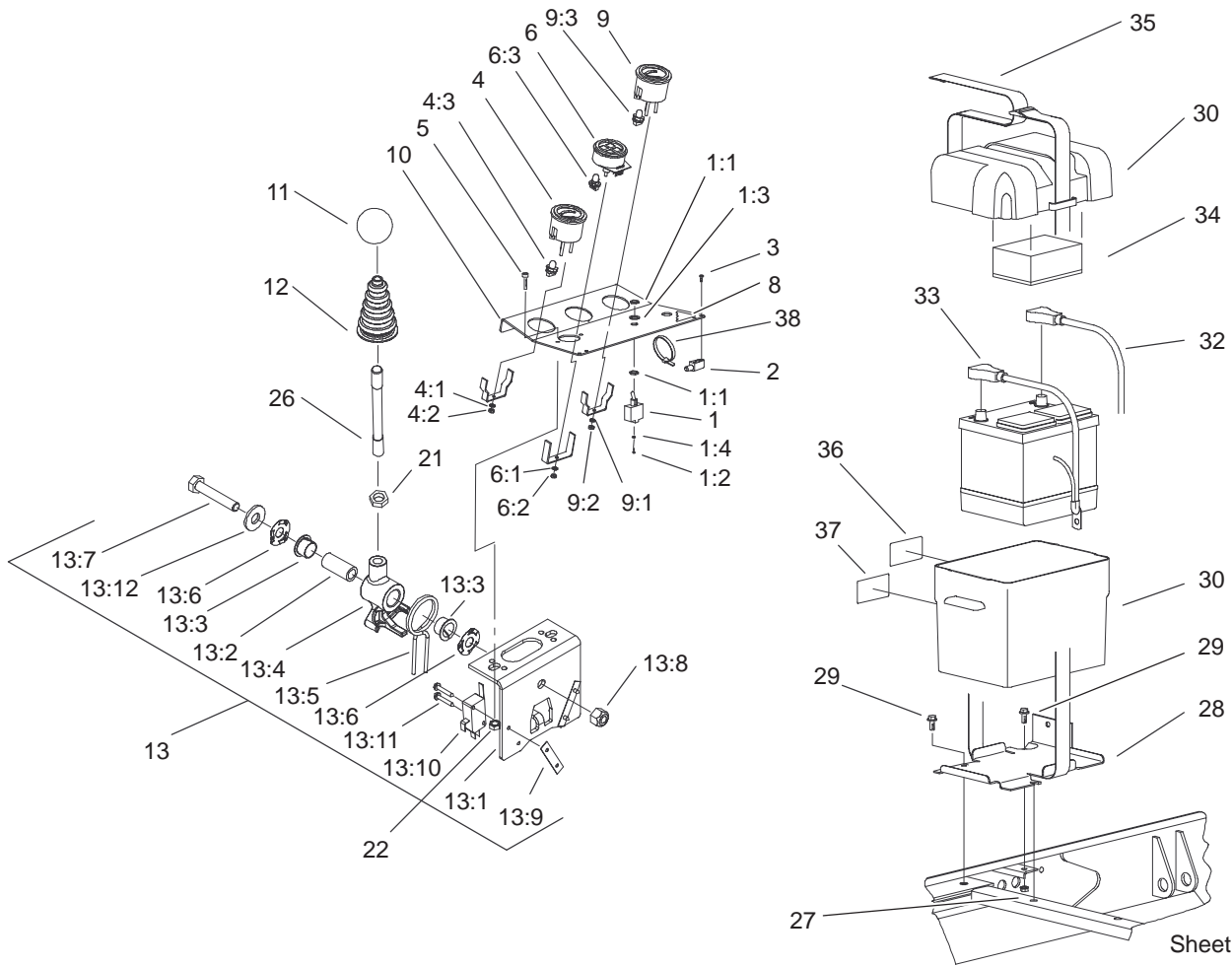


Sheet No.:4

Control Console Assembly

Ref. No.	Part No.	Qty.	Description
1	105-0137-03	1	Bracket-Fuse Block
6	75-6820	1	Hourmeter
7	32144-18	2	Screw-HH
8	104-0027	1	Box-Control
9	104-5229	1	Decal-Fuses, Ce
10	3296-2	4	Nut-Lock
11	321-4	2	Screw-HH
12	3253-3	2	Washer-Lock
14	322-4	3	Screw-HH
15	104-1497	2	Hinge-Receiver
16	32105-13	4	Screw-SHH
17	32144-1	6	Screw-Taptite
19	94-6343	1	Decal-Identification, Wire
20	3256-23	3	Washer-Flat
21	94-5626	1	Latch-Draw, Flexible
21:1	100-5806	1	Handle-Latch
21:2	100-5807	1	Keeper-Latch
22	104-9298	1	Decal-Controller
23	105-0119	1	Harness-Wire, Console
23:1	219-19	1	Lamp-Green
23:2	85-4491	1	Light-Indicator (Includes Lamp)
23:3	94-9157	1	Fuse-Blade, 4 Amp
23:4	114241	1	Fuse-7.5 Amp

Ref. No.	Part No.	Qty.	Description
23:5	218-578	3	Fuse-10 Amp
23:6	109355	1	Fuse-15 Amp
23:7	109101	1	Fuse-20 Amp
26	105-9267	1	Decal-Diagnostic, Control

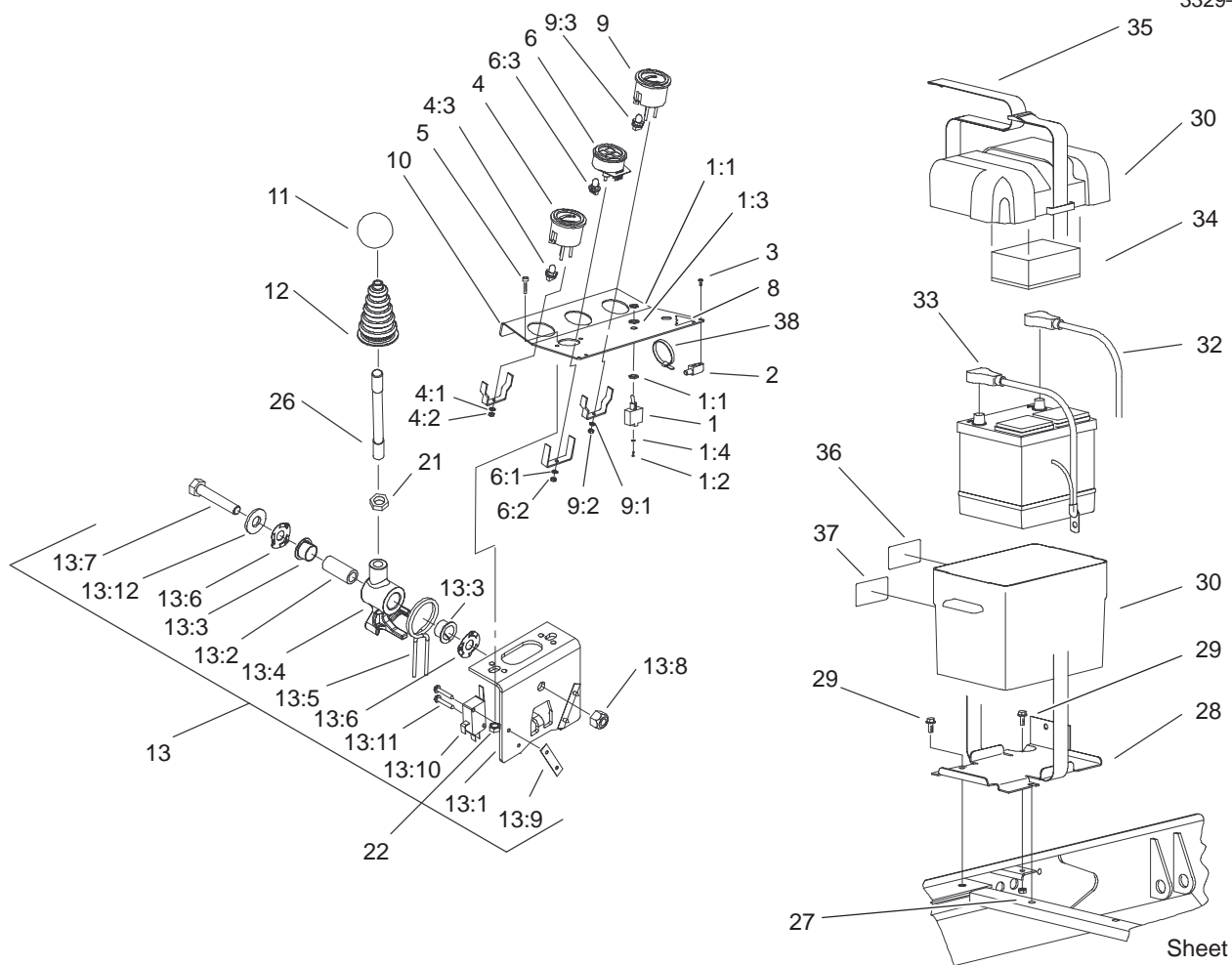


Sheet No.:5

Control Console and Battery Assembly

Ref. No.	Part No.	Qty.	Description
1	99-8352	1	Switch-Backlap, Master
1:1	218-498	2	Locknut
1:2	218-588	3	Screw
1:3	218-589	1	Nut/Lockwasher
1:4	3253-19	3	Washer-Lock
2	104-1496	2	Hinge-Pin
3	32144-1	4	Screw-Taptite
4	98-9339	1	Gauge-Fuel
4:1	3254-1	3	Washer-Lock, Internal
4:2	3217-27	3	Nut-Hex
4:3	105-9265	1	Bulb And Lamp ASM
5	3258-166	2	Screw
6	98-9306	1	Light-Warning
6:1	3254-1	1	Washer-Lock, Internal
6:2	3217-27	1	Nut-Hex
6:3	105-9264	4	Bulb And Lamp ASM
8	104-9296	1	Decal-Control
9	98-9308	1	Gauge-Temperature
9:1	3254-1	3	Washer-Lock, Internal
9:2	3217-27	3	Nut-Hex
9:3	105-9265	1	Bulb And Lamp ASM
10	104-9251-03	1	Plate-Instrument
11	233-42	1	Knob
12	93-5961	1	Boot-Lever
13	106-4167	1	Joystick Bracket ASM

Ref. No.	Part No.	Qty.	Description
13:1	106-4168-03	1	Bracket-Joystick
13:2	106-4192	1	Spacer
13:3	93-5547	2	Bushing-Nylon
13:4	105-7507	1	Hub-Pivot, Joystick
13:5	105-8289	1	Spring-Torsion
13:6	106-4193	2	Washer-Finger, Spring
13:7	322-9	1	Screw-HH
13:8	3296-29	1	Nut-Lock, NI
13:9	3290-354	2	Nut-Speed
13:10	111332	2	Switch
13:11	147665	4	Screw-HH
13:12	3256-3	1	Washer-Flat
21	3218-3	1	Nut-Jam
22	32128-33	2	Nut-HF
26	105-7508	1	Lever-Joystick
27	3296-29	1	Nut-Lock, NI
28	93-7974-03	1	Plate-Box, Battery
29	3234-5	3	Screw
30	93-7595	1	Box-Battery
32	105-0114	1	Cable-Battery, Positive
33	105-0115	1	Cable-Battery, Negative
34	93-7968	1	Pad-Foam
35	94-1445	1	Strap-Battery
36	93-6668	1	Decal-Battery

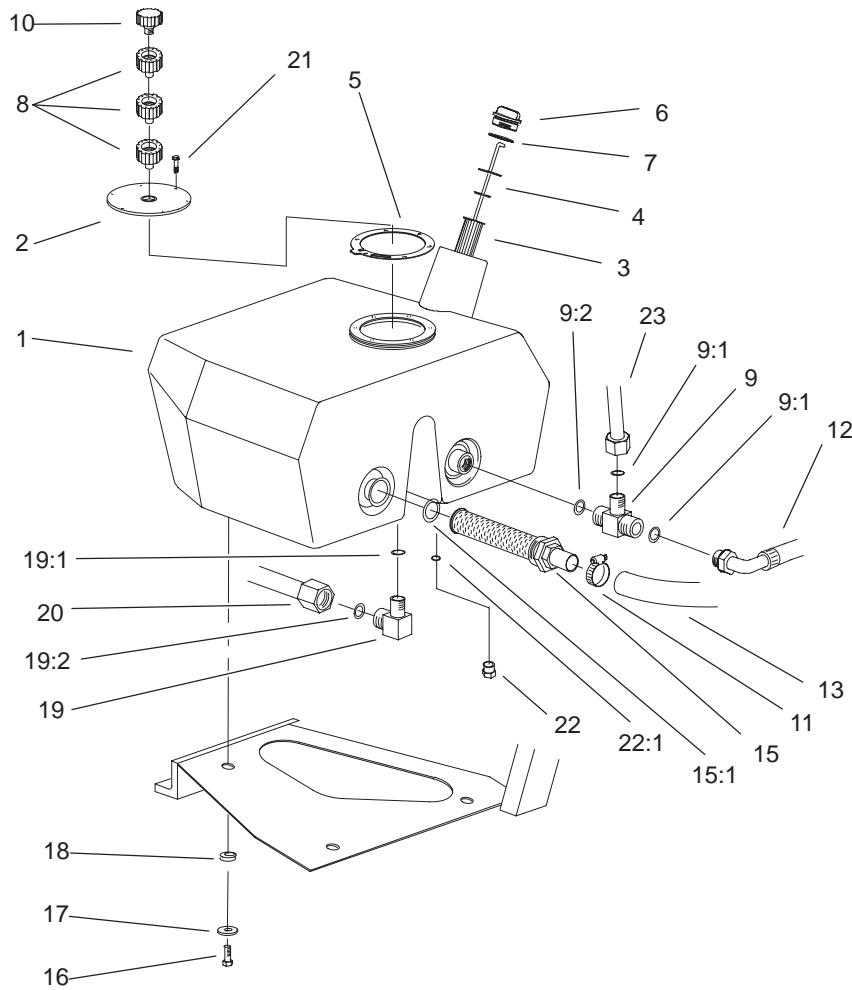


Sheet No.:5

Control Console and Battery Assembly (Continued)

Ref. No.	Part No.	Qty.	Description
37	93-7276	1	Decal-Danger
38	3290-378	2	Tie-Cable

Ref. No.	Part No.	Qty.	Description



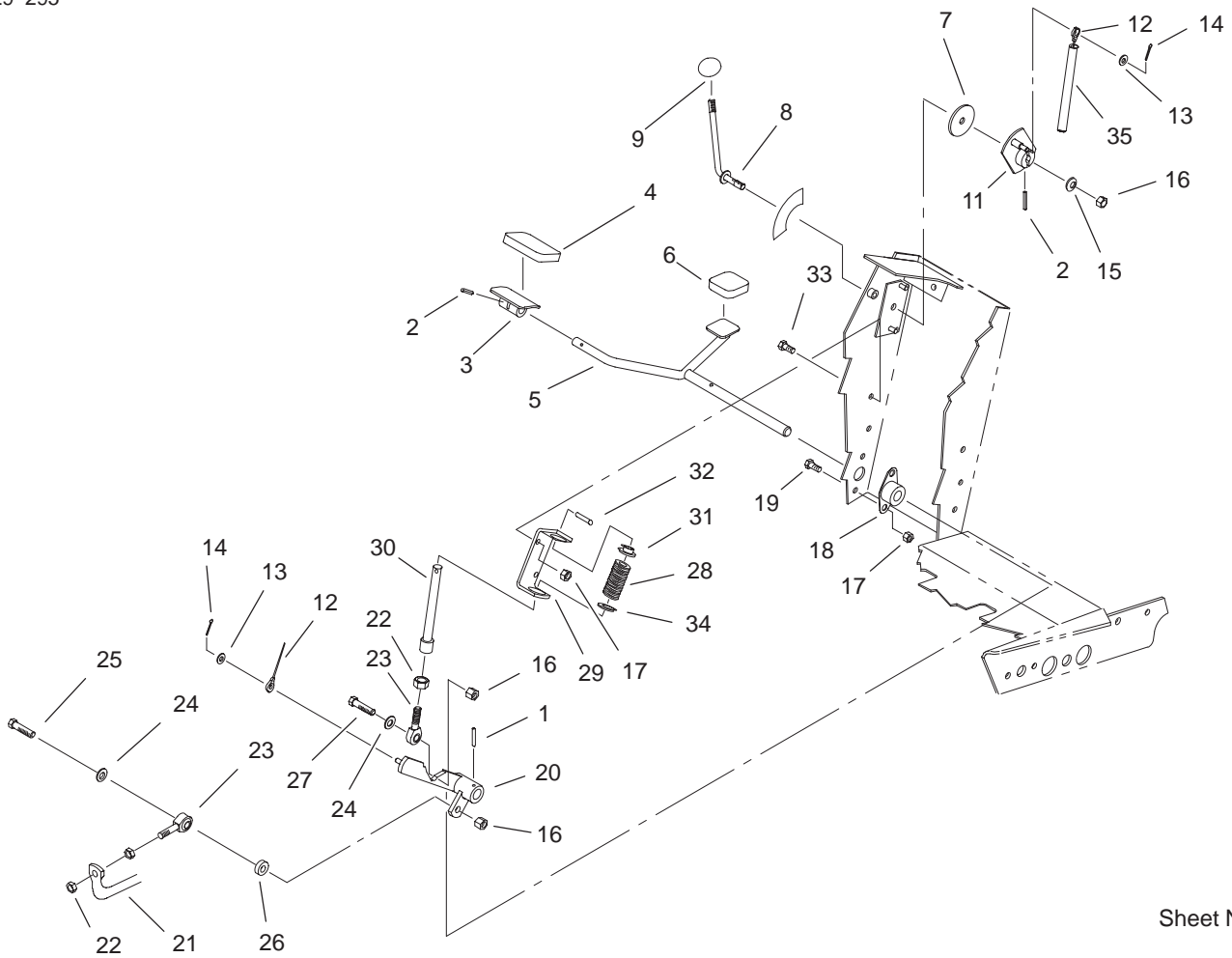
Sheet No.:6

Hydraulic Filter and Reservoir Assembly

Ref. No.	Part No.	Qty.	Description
1	104-9254	1	Tank-Oil
2	99-2580	1	Cover-Tank
3	61-2790	1	Filter-Screen
4	75-3710	1	Dipstick
5	93-7499	1	Gasket
6	93-7498	1	Plug-Plastic
7	94-8166	1	O-Ring
8	92-8020	3	Adapter-Breather
9	104-3795	1	Fitting-Tee, HYD
9:1	340-65	2	O-Ring
9:2	237-146	1	O-Ring
10	68-6150	1	Breather-Air
11	2412-111	1	Clamp
12	104-3790	1	Pump Return Hose ASM
13	104-3792	1	Hose-Suction
15	105-0131	1	Strainer-Tank, Oil
15:1	340-136	1	O-Ring
16	33105-025	3	Screw-HHF
17	63-8410	3	Washer
18	240-11	3	Grommet-Mount, Tank
19	340-98	1	Fitting-HYD, 90°
19:1	237-79	1	O-Ring
19:2	237-30	1	O-Ring
20	92-7478	1	RH Motor Tube ASM

Ref. No.	Part No.	Qty.	Description
21	33104-020	6	Screw-HHF
22	353-508	1	Plug
22:1	237-42	1	O-Ring
23	104-3748	1	Hydraulic Tank Tube ASM
*23:1	340-65	1	O-Ring

* Not illustrated

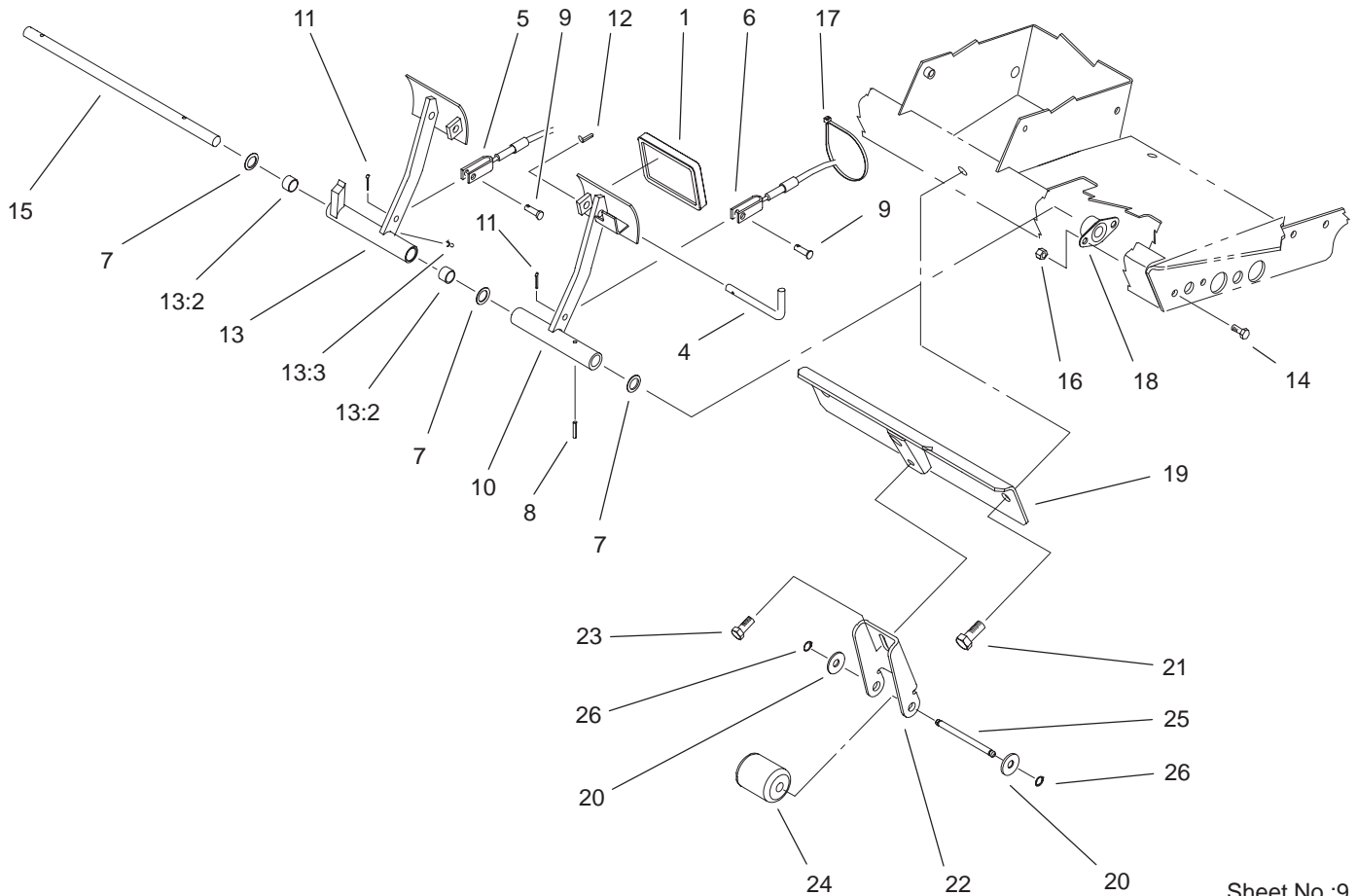


Sheet No.:8

Traction Pedal Assembly

Ref. No.	Part No.	Qty.	Description
1	32121-6	1	Pin-Roll
2	32121-45	2	Pin-Spring
3	49-6440-03	1	Pedal-Forward
4	74-9100	1	Pad-Pedal, Forward
5	75-2970	1	Pedal-Traction
6	74-9110	1	Pad-Pedal, Reverse
7	75-6550	1	Disc-Friction
8	75-6490	1	Lever
9	233-42	1	Knob
11	75-6510	1	Bracket-Lever
12	75-6580	1	Cable-Pedal
13	3256-22	2	Washer-Flat
14	3272-2	2	Pin-Cotter
15	3290-461	1	Washer-Spring
16	3296-39	3	Nut-Lock, NI
17	32128-20	4	Nut-HF
18	256-236	2	Bearing-Mount, Flange
19	322-3	4	Screw-HH
20	75-3270-03	1	Hub-Pivot, Traction
21	100-3893-03	1	Tube-Control, Pump
22	3220-3	3	Nut-Jam
23	2411-36	2	Bearing-End, Rod
24	3256-24	2	Washer-Flat
25	323-9	1	Screw-HH
26	5-0652	1	Spacer

Ref. No.	Part No.	Qty.	Description
27	323-29	1	Screw-HH
28	60-5700	1	Spring
29	92-7608-03	1	Bracket-Spring
30	92-7609	1	Shaft-Spring
31	92-7610	1	Retainer-Spring
32	32121-11	1	Pin-Roll
33	32144-14	2	Screw-HWH
34	3256-5	1	Washer-Flat
35	95-7151	1	Tube-Convuluted

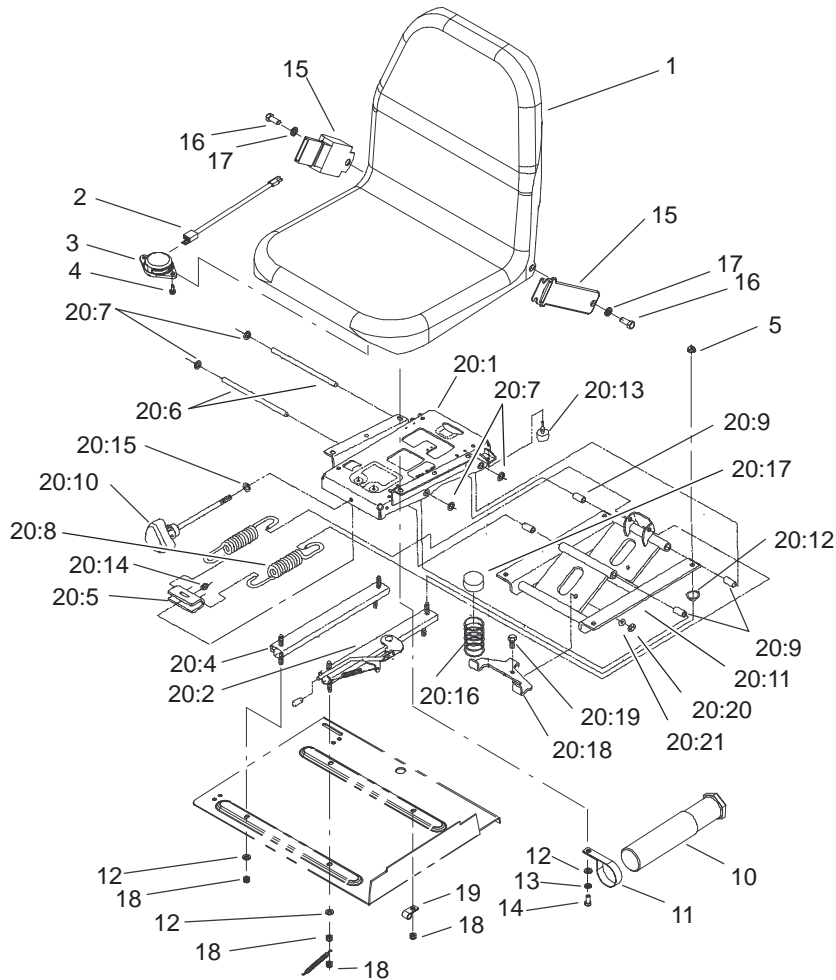


Sheet No.:9

Brake Pedal Assembly

Ref. No.	Part No.	Qty.	Description
1	93-8742	2	Footpad-Brake
4	63-7880	1	Pin-Latch, Brake
5	92-7530	1	LH Brake Cable ASM
6	92-7529	1	RH Brake Cable ASM
7	3256-69	3	Washer-Flat
8	32121-16	1	Pin-Spring
9	283-58	2	Pin-Clevis
10	75-1440-03	1	Pedal-Brake, LH
11	3272-10	2	Pin-Cotter
12	32121-50	1	Pin-Spring
13	75-1430	1	Pedal-Brake, RH
13:2	256-42	2	Bushing
13:3	302-5	1	Fitting-Grease
14	322-3	4	Screw-HH
15	75-1470	1	Pin-Pivot, Brake
16	32128-20	4	Nut-HF
17	3290-378	1	Tie-Cable
18	256-236	2	Bearing-Mount, Flange
19	105-0138-03	1	Stabilizer
20	3256-26	2	Washer-Flat
21	33106-035	2	Screw-HHF
22	100-3868-03	1	Bracket-Tipper
23	3234-1	2	Screw-HHF
24	75-5390	1	Roller

Ref. No.	Part No.	Qty.	Description
25	75-5400	1	Pin-Roller
26	32151-61	2	Ring-Retaining

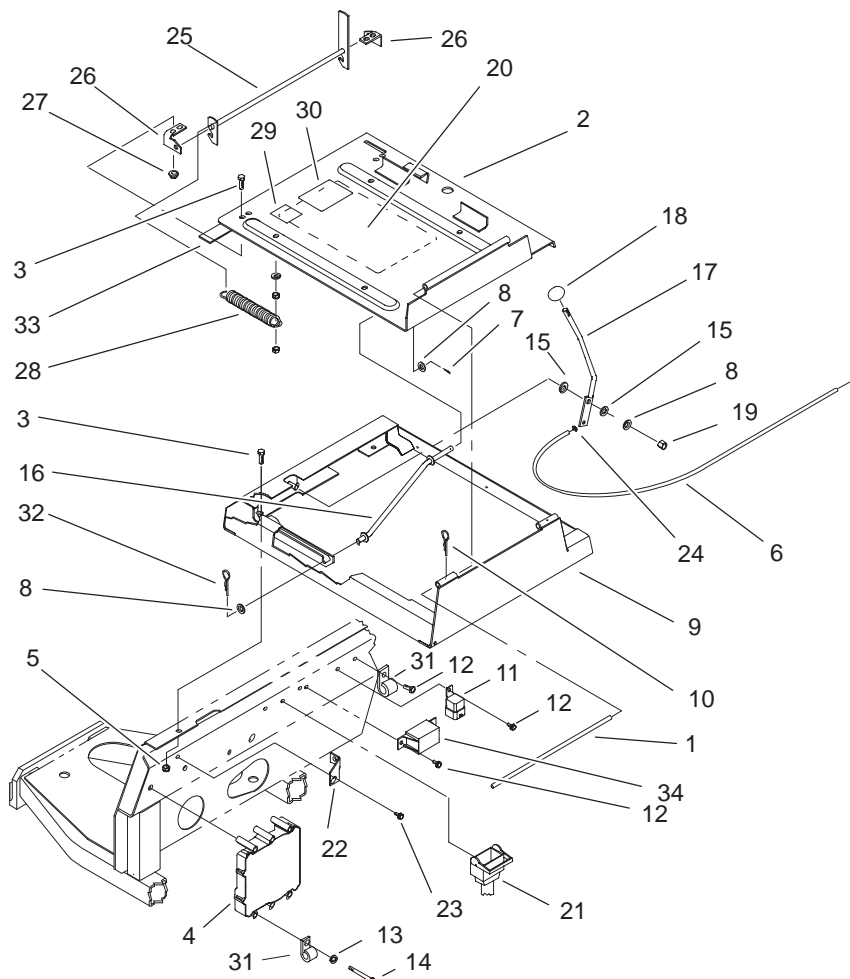


Sheet No.:10

Seat and Suspension Assembly

Ref. No.	Part No.	Qty.	Description
1	104-4620	1	Seat-Olympic, Toro
2	106-7090	1	Harness-Wire, Seat Switch
3	92-6282	1	Switch-Seat
4	32144-10	2	Screw-HWH
5	32128-25	4	Nut-Flange
10	74-0720	1	Tube-Manual
11	2412-133	2	R-Clamp
12	3256-23	8	Washer-Flat
13	3253-4	4	Washer-Lock
14	322-3	4	Screw-HH
15	21-4191	1	Seat Belt ASM (only on: 03807)
16	3212-4	2	Screw-HH (only on: 03807)
17	3253-6	2	Washer-Lock (only on: 03807)
18	3296-29	5	Nut-Lock, NI
19	2412-93	1	Clamp-R
20	76-1970	1	Seat Suspension ASM
20:1	66-8600	1	Frame-Upper
20:2	66-8510	1	Adjuster W/Handle
20:4	66-8530	1	Adjuster
20:5	77-2870	1	Hanger-Spring
20:6	76-1910	2	Shaft-Pivot
20:7	66-8560	4	Nut-Push

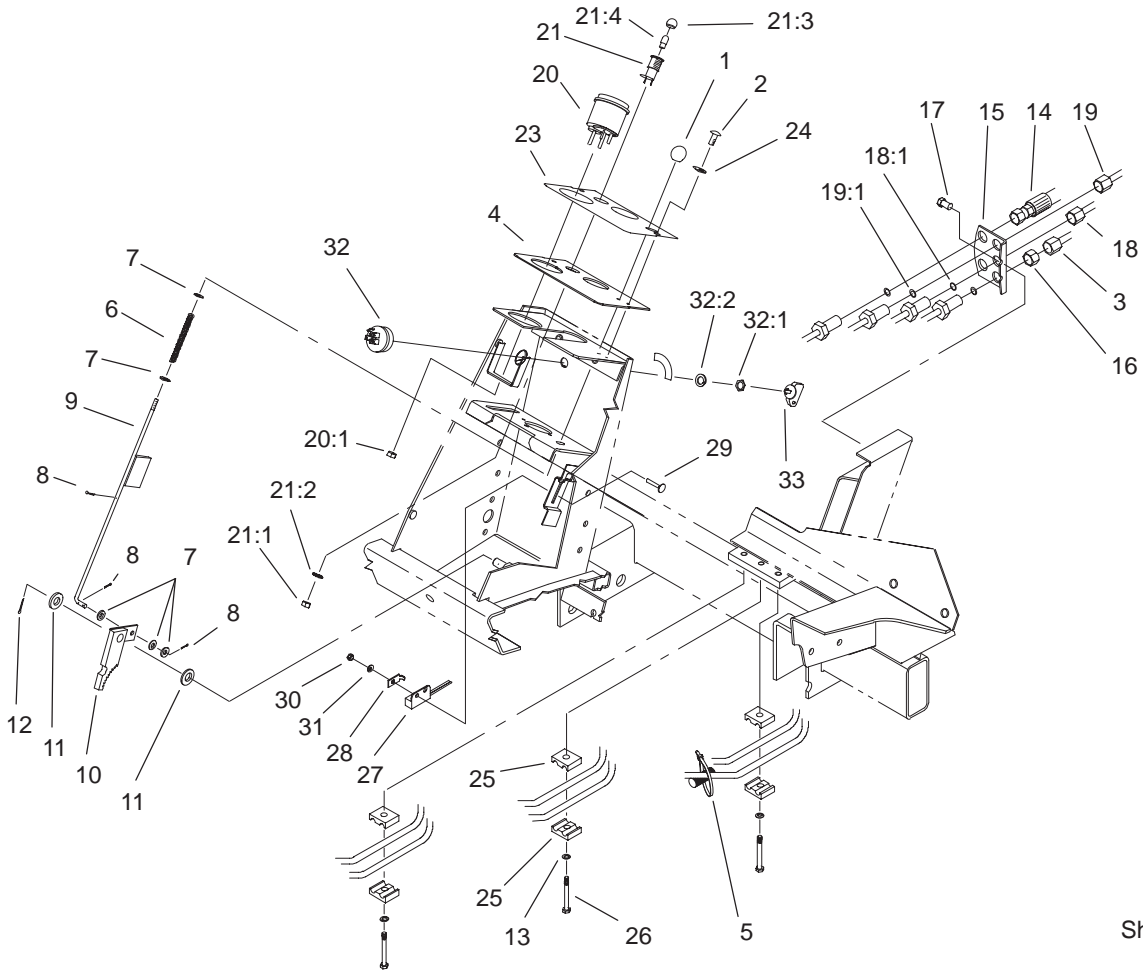
Ref. No.	Part No.	Qty.	Description
20:8	76-1940	2	Spring-Extension
20:9	76-1920	4	Sleeve-Bearing
20:10	106-1031	1	Tension Adjuster Knob ASM
20:11	66-8610	1	Frame-Lower
20:12	66-9290	4	Spacer-Suspension
20:13	76-2940	2	Bumper
20:14	32153-2	1	Nut-Lock
20:15	3256-24	1	Washer-Flat
20:16	93-3163	2	Spring
20:17	93-3164	2	Cap
20:18	93-3165	1	Bracket
20:19	322-6	1	Screw-HH
20:20	3217-6	1	Nut-Hex
20:21	3253-33	1	Washer-Lock



Sheet No.:11

Seat Frame and Throttle Assembly

Ref. No.	Part No.	Qty.	Description	Ref. No.	Part No.	Qty.	Description
1	75-3400	1	Shaft-Pivot, Seat	26	98-2353	2	Bracket-Latch, Seat
2	98-2350-03	1	Plate-Seat	27	32128-25	4	Nut-Flange
3	322-3	8	Screw-HH	28	66-4190-03	1	Spring-Idler, Clutch
4	92-5720	1	Controller-Electronic	29	105-4674	1	Decal-Noise, Ce
5	3296-29	4	Nut-Lock, NI	30	85-6910	1	Decal-Rating, Noise
6	105-0102	1	Cable-Throttle	31	2412-150	2	J-Clip
7	3272-10	1	Pin-Cotter	32	3290-307	1	Pin-Hair
8	3256-24	3	Washer-Flat	33	94-8146	1	Strip-Foam
9	98-2352-03	1	Frame-Seat	34	66-8800	1	Relay
10	3290-467	1	Pin-Hair				
11	70-1480	1	Relay				
12	32144-10	4	Screw-HWH				
13	3253-3	3	Washer-Lock				
14	321-14	3	Screw-HH				
15	52-2900	2	Washer				
16	75-3680-03	1	Rod-Seat				
17	93-7598-03	1	Lever-Throttle				
18	233-42	1	Knob				
19	3296-39	1	Nut-Lock, NI				
20	105-7528	1	Decal-Solenoid Information				
21	105-3352	1	Harness-Wire, Main				
22	92-7396-03	1	Mount-Cable				
23	49-2040	1	Screw-Tapping				
24	52-5910	1	Ring-Retaining				
25	98-2354-03	1	Latch-Seat				



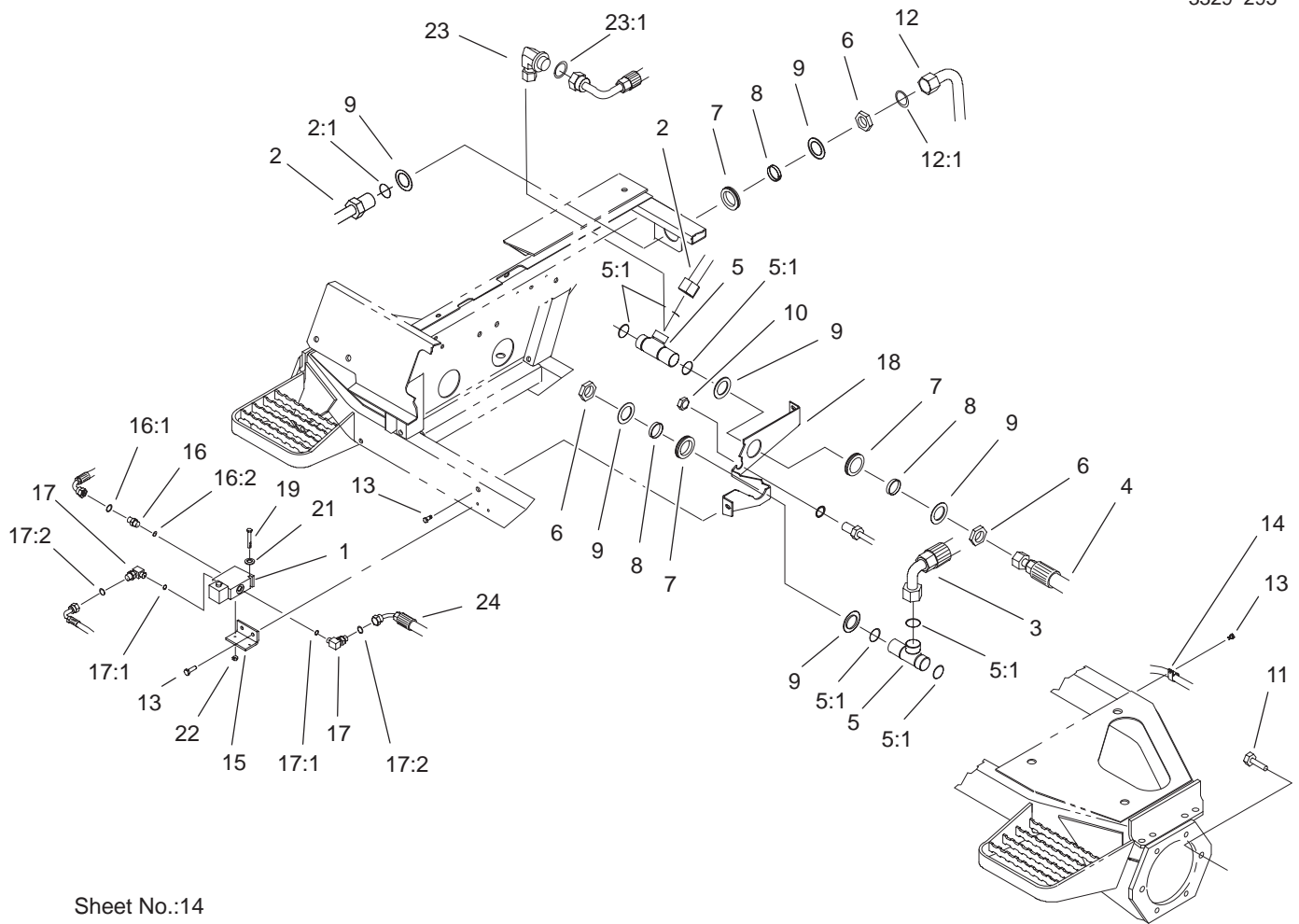
Sheet No.:13

Steering Tower Assembly

Ref. No.	Part No.	Qty.	Description
1	233-17	1	Knob
2	87-6620	2	Screw
3	104-3738	1	HYD Tube ASM
4	93-7998-03	1	Plate-Instrument
5	3290-379	1	Tie-Cable
6	95-1821-03	1	Spring-Compression
7	3256-22	5	Washer-Flat
8	3272-5	3	Pin-Cotter
9	104-1492	1	Rod ASM
10	63-7900-03	1	Rack ASM
11	3256-26	2	Washer-Flat
12	3272-10	1	Pin-Cotter
13	3256-23	3	Washer-Flat
14	105-7926	1	Steering Hose ASM
15	92-7606-03	1	Bracket-Bulkhead
16	340-70	4	Nut-Lock
17	32144-11	2	Screw-TAP
18	104-3745	1	Straight Tube ASM, Rear RH
18:1	237-22	1	O-Ring
19	104-3746	1	Straight Tube ASM, Rear In
19:1	237-22	1	O-Ring
20	105-3304	1	Speedometer
20:1	3296-1	4	Nut-Lock NI
21	44-2210	1	Light-Indicator, Red

Ref. No.	Part No.	Qty.	Description
21:1	218-535	1	Nut-Hex
21:2	218-536	1	Washer-Lock
21:3	218-533	1	Lens
☆21:4		1	Bulb
23	93-1263	1	Decal-Tower
24	3256-1	2	Washer-Flat
25	56-7973	6	Clamp-Tube
26	322-6	3	Screw-HH
27	100-1270	1	Switch-Proximity
28	100-4872	1	Plate-Switch, Neutral
29	104-1450	1	Bolt-CARR
30	3296-2	1	Nut-Lock
31	3256-14	1	Washer-Flat
32	99-2319	1	Key-Switch
32:1	218-446	1	Nut-Hex
32:2	218-447	1	Washer-Lock
33	63-8360	1	Key-Ignition

☆ Not serviced separately

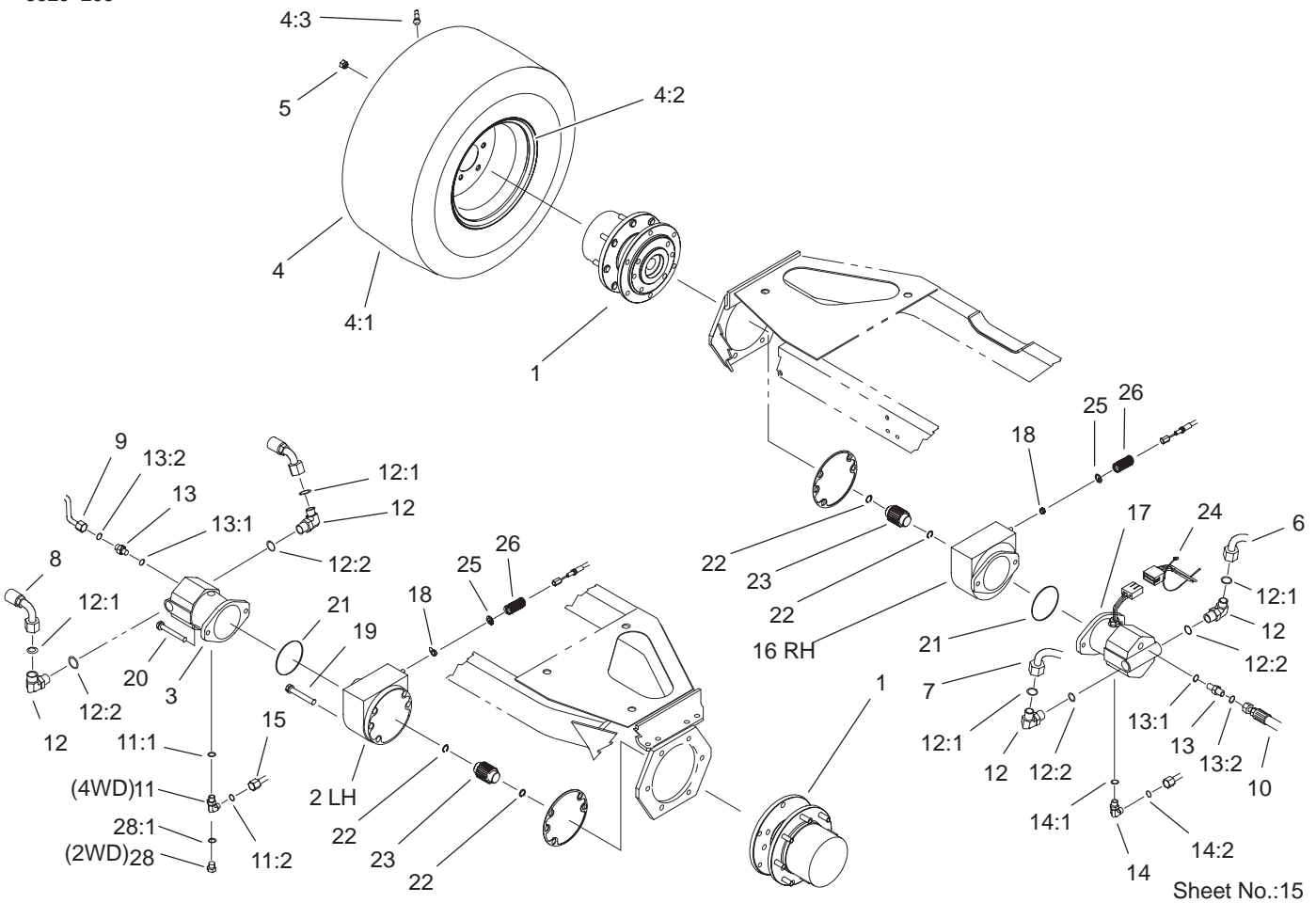


Sheet No.:14

Front Hydraulic Drive Assembly

Ref. No.	Part No.	Qty.	Description
1	105-3303	1	Flow Divider Valve ASM
2	104-3719	1	HYD Tube ASM (only on: 03807)
2:1	340-65	1	O-Ring (only on: 03807)
3	105-7922	1	HYD Hose ASM
4	92-7486	1	Hydraulic Hose ASM
5	92-7550	2	Fitting-Bulkhead Tee
5:1	340-65	3	O-Ring
6	340-128	3	Nut-Bulkhead (only on: 03807)
6	340-128	2	Nut-Bulkhead (only on: 03806)
7	240-2	2	Grommet-Rubber (only on: 03806)
7	240-2	3	Grommet-Rubber (only on: 03807)
8	69-8950	3	Spacer (only on: 03807)
8	69-8950	2	Spacer (only on: 03806)
9	69-8920	6	Washer (only on: 03807)
9	69-8920	4	Washer (only on: 03806)

Ref. No.	Part No.	Qty.	Description
10	340-127	1	Nut-Bulkhead
11	33106-030	12	Screw-HHF
12	104-3736	1	HYD Tube ASM (only on: 03807)
12:1	237-58	1	O-Ring (only on: 03807)
13	32144-11	6	Screw-TAP
14	2412-93	2	Clamp-R
15	100-3807	1	Bracket-Flow Divider
16	340-1	1	Adapter
16:1	237-35	1	O-Ring
16:2	237-42	1	O-Ring
17	340-82	2	Adapter
17:1	237-42	1	O-Ring
17:2	237-21	1	O-Ring
18	92-7455-03	1	Plate-Bulkhead
19	321-23	2	Screw-HH
21	3256-2	2	Washer-Flat
22	3296-42	2	Nut-Lock, NI
23	92-7645	1	Fitting-HYD, Swivel 90° (only on: 03806)
23:1	340-65	1	O-Ring (only on: 03806)
24	100-3783	1	Hose ASM

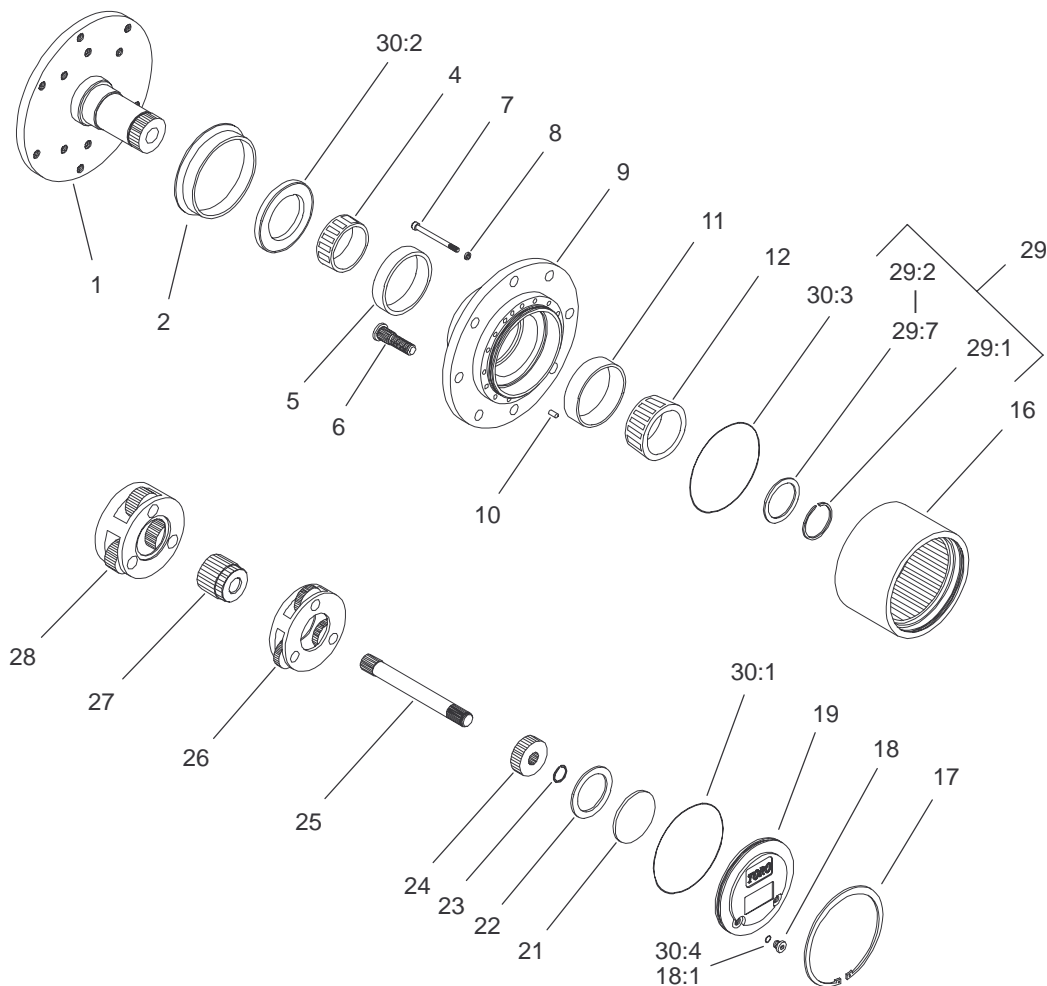


Front Axle and Brake Assembly

Ref. No.	Part No.	Qty.	Description
1	105-4500-03	2	Planetary ASM
2	100-3070-03	1	Brake ASM
3	92-7385	1	Motor-HYD
☆4		2	Wheel & Tire ASM
4:1	95-3465	1	Tire
4:2	95-3464	1	Rim
4:3	232-24	1	Stem-Valve
5	92-7483	16	Nut-Lug
6	92-7475	1	Traction Tube ASM
7	92-7476	1	Traction Tube ASM
8	92-7487	1	Hydraulic Hose ASM
9	92-7477	1	Motor Drain Tube ASM
10	92-7488	1	Hydraulic Hose ASM
11	340-18	1	Fitting-HYD, 90° (only on: 03807)
11:1	237-79	1	O-Ring (only on: 03807)
11:2	237-22	1	O-Ring (only on: 03807)
12	340-142	4	Fitting-HYD, 90°
12:1	237-58	1	O-Ring
12:2	237-81	1	O-Ring
13	340-5	2	Fitting-Straight
13:1	237-42	1	O-Ring
13:2	237-30	1	O-Ring
14	340-98	1	Fitting-HYD, 90°

Ref. No.	Part No.	Qty.	Description
14:1	237-79	1	O-Ring
14:2	237-30	1	O-Ring
15	92-7598	1	Front Drain Tube ASM (only on: 03807)
16	100-3069-03	1	Brake ASM
17	93-7476	1	Motor-HYD
18	3218-4	2	Nut-Jam
19	33106-090	8	Screw-HHF
20	33116-120	4	Screw-HH
21	237-166	2	O-Ring
22	93-7972	4	Ring-Retaining, Internal
23	100-3046	2	Shaft-Brake, Splined
24	3290-378	2	Tie-Cable
25	94-3050	2	Plate-Spring
26	94-3088	2	Spring-Compression
28	353-550	1	Plug-HYD (only on: 03806)
28:1	237-79	1	O-Ring (only on: 03806)

☆ Not serviced separately



Sheet No.:A3

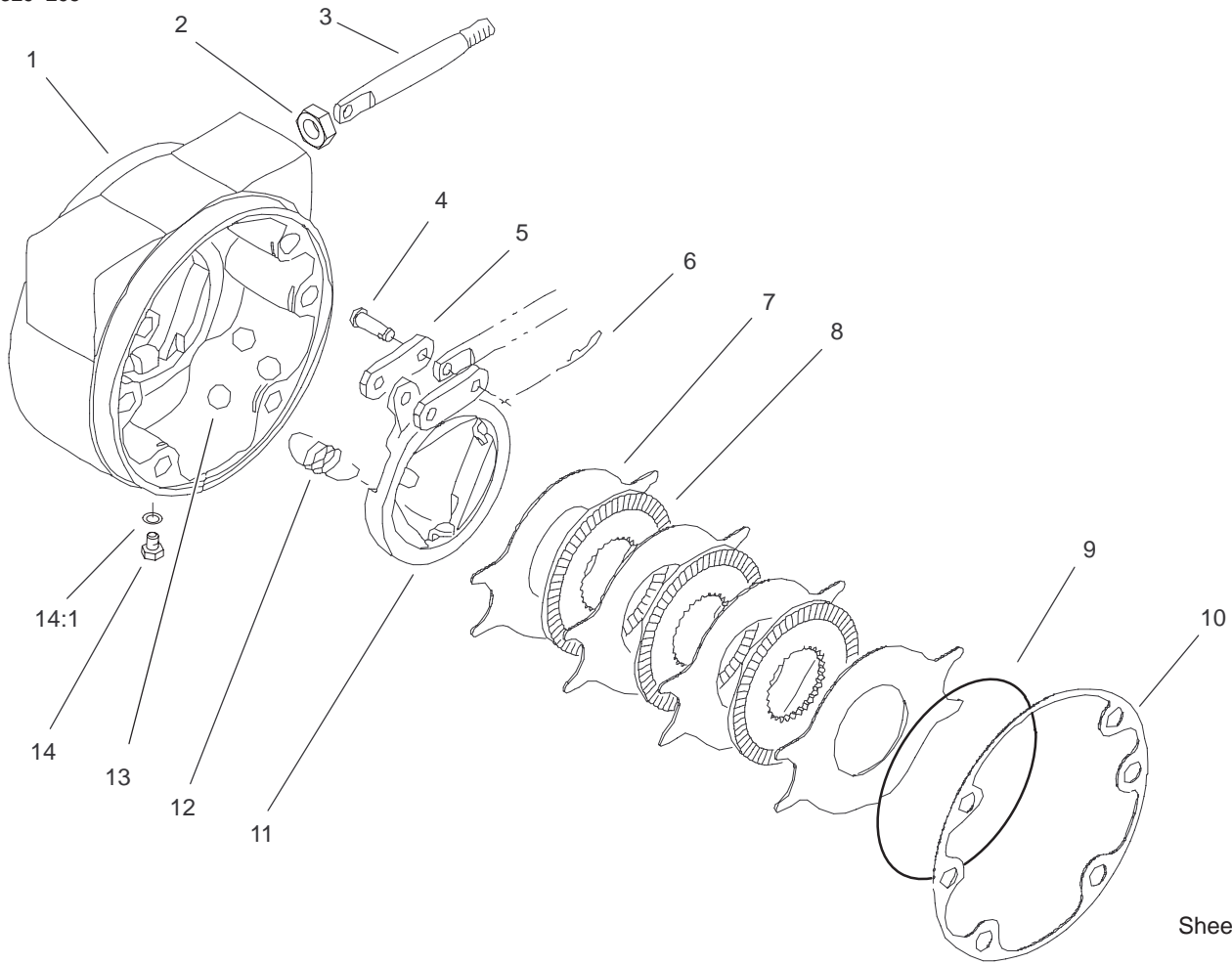
T-3867

Planetary Drive Assembly No. 105-4500-03

Ref. No.	Part No.	Qty.	Description	Ref. No.	Part No.	Qty.	Description
☆1		1	Spindle	☆29:1		1	Ring-Snap
2	105-8122	1	Seal-Boot	☆29:2		1	Shim-Bearing, 2.9mm
4	105-8120	1	Bearing-Cone	☆29:3		1	Shim-Bearing, 2.8mm
5	105-8119	1	Bearing-Cup	☆29:4		1	Shim-Bearing, 2.7mm
6	105-8124	8	Stud-Wheel	☆29:5		1	Shim-Bearing, 2.6mm
7	105-8125	16	Bolt-Socket Head	☆29:6		1	Shim-Bearing, 2.5mm
8	3253-18	16	Washer-Lock/Sp	☆29:7		1	Shim-Bearing, 2.4mm
☆9		1	Housing	*30	105-8137	1	Seal Kit
10	105-8121	1	Pin-Dowel	☆30:1		1	O-Ring, Flange Cap
11	105-8117	1	Bearing-Cup	☆30:2		1	Seal-Oil
12	105-8118	1	Bearing-Cone	☆30:3		2	O-Ring, End Cap
16	105-8113	1	Gear-Ring	☆30:4		2	O-Ring, Plug
17	105-8132	1	Ring-Retaining				
18	353-990	2	Plug				
18:1	237-78	1	O-Ring				
19	105-8138	1	Cap-End				
21	105-8133	1	Plug-Thrust				
22	105-8123	1	Washer-Thrust				
23	105-8131	1	Ring-Retaining				
24	105-8114	1	Gear-Primary				
25	105-8115	1	Shaft-Drive				
26	105-8129	1	Primary Carrier ASM				
27	105-8139	1	Gear-Secondary				
28	105-8130	1	Secondary Carrier ASM				
29	105-8136	1	Part Kit				

☆ Not serviced separately

* Not illustrated



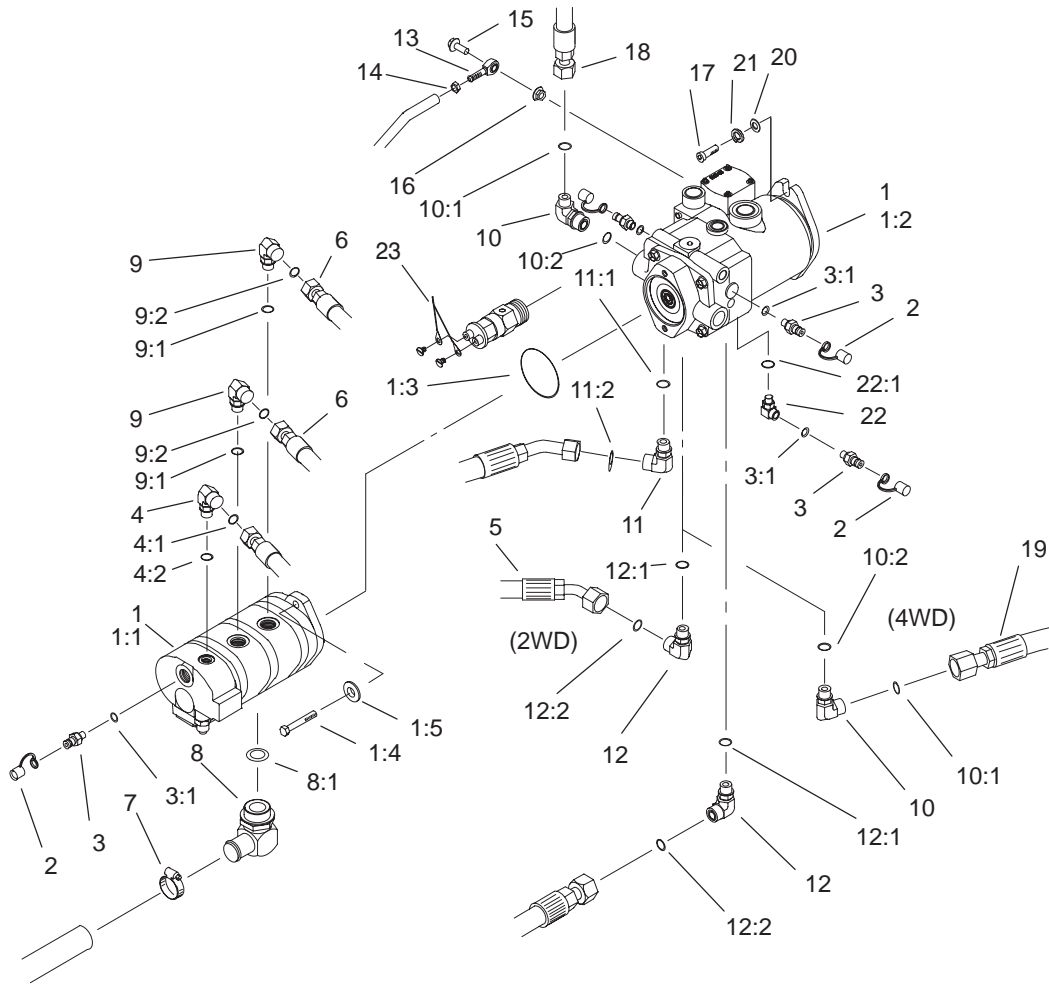
Sheet No.:A4
T-3760

LH Brake Assembly No. 100-3070-03

Ref. No.	Part No.	Qty.	Description
☆1		1	Brake ASM
2	93-7977	1	Seal
3	93-7978	1	Rod-Pull
4	93-7983	2	Pin-Clevis
5	93-7980	2	Link
6	93-7979	2	Pin-Hitch
7	93-7986	4	Disc-Stationary
8	104-4278	3	Disc-Rotating
9	93-7976	1	Ring-Retaining
10	93-7984	1	Gasket
11	104-4279	1	Actuator-Rotating
12	93-7987	3	Spring-Extension
13	93-7985	3	Ball
14	353-990	2	Plug
14:1	237-78	1	O-Ring

Ref. No.	Part No.	Qty.	Description

☆ Not serviced separately



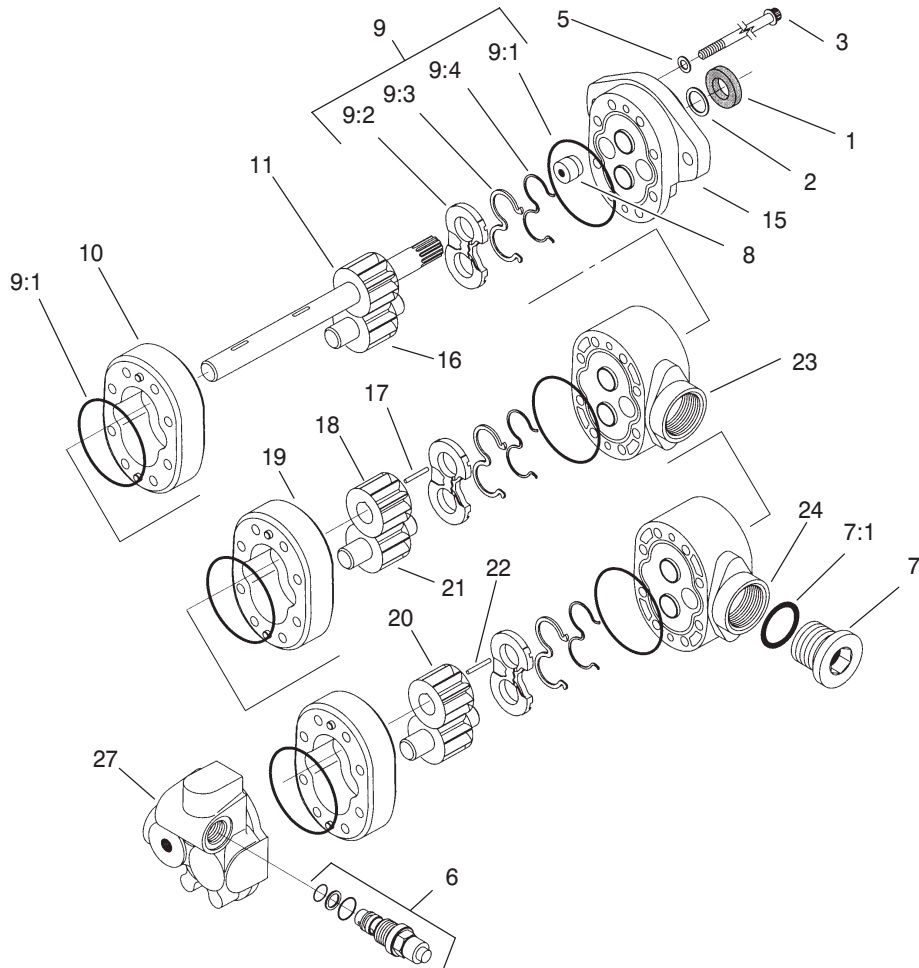
Sheet No.:16

Hydraulic Pump Installation Assembly

Ref. No.	Part No.	Qty.	Description
☆1		1	Pump Assembly
1:1	105-3317	1	Pump-Gear
1:2	105-3356	1	Pump-Piston
1:3	60-3520	1	O-Ring
1:4	323-7	2	Screw-HH
1:5	95-6055	2	Washer
2	354-79	4	Cap-Dust, Yellow
3	354-77	4	Fitting-Quick
3:1	237-78	1	O-Ring
4	340-77	1	Fitting-HYD, 90°
4:1	237-22	1	O-Ring
4:2	237-42	1	O-Ring
5	105-7921	1	HYD Hose ASM (only on: 03806)
6	105-7927	2	HYD Hose ASM
7	2412-111	1	Clamp
8	92-7526	1	Fitting-HYD, 90°
8:1	237-101	1	O-Ring
9	340-105	2	Fitting-HYD, 90°
9:1	237-80	1	O-Ring
9:2	237-30	1	O-Ring
10	340-15	1	Fitting-HYD, 90° (only on: 03806)
10	340-15	2	Fitting-HYD, 90° (only on: 03807)
10:1	237-58	1	O-Ring

Ref. No.	Part No.	Qty.	Description
10:2	237-146	1	O-Ring
11	104-3796	1	Fitting-HYD, 90°
11:1	237-81	1	O-Ring
11:2	340-65	1	O-Ring
12	340-129	1	Fitting-HYD, 90° (only on: 03807)
12	340-129	2	Fitting-HYD, 90° (only on: 03806)
12:1	237-146	1	O-Ring
12:2	340-65	1	O-Ring
13	2411-36	1	Bearing-End, Rod
14	3220-3	1	Nut-Jam
15	3234-11	1	Screw-HHF
16	3296-59	1	Nut-Lock, NI
17	325-6	2	Screw-HH
18	104-3789	1	Filter Hose ASM
19	105-7920	1	HYD Hose ASM (only on: 03807)
20	87-7270	2	Washer-Thrust
21	3253-7	2	Washer-Lock (only on: 03807)
22	75-6640	1	Fitting-HYD, Special
22:1	237-78	1	O-Ring
23	105-0122	1	Harness-Wire

☆ Not serviced separately



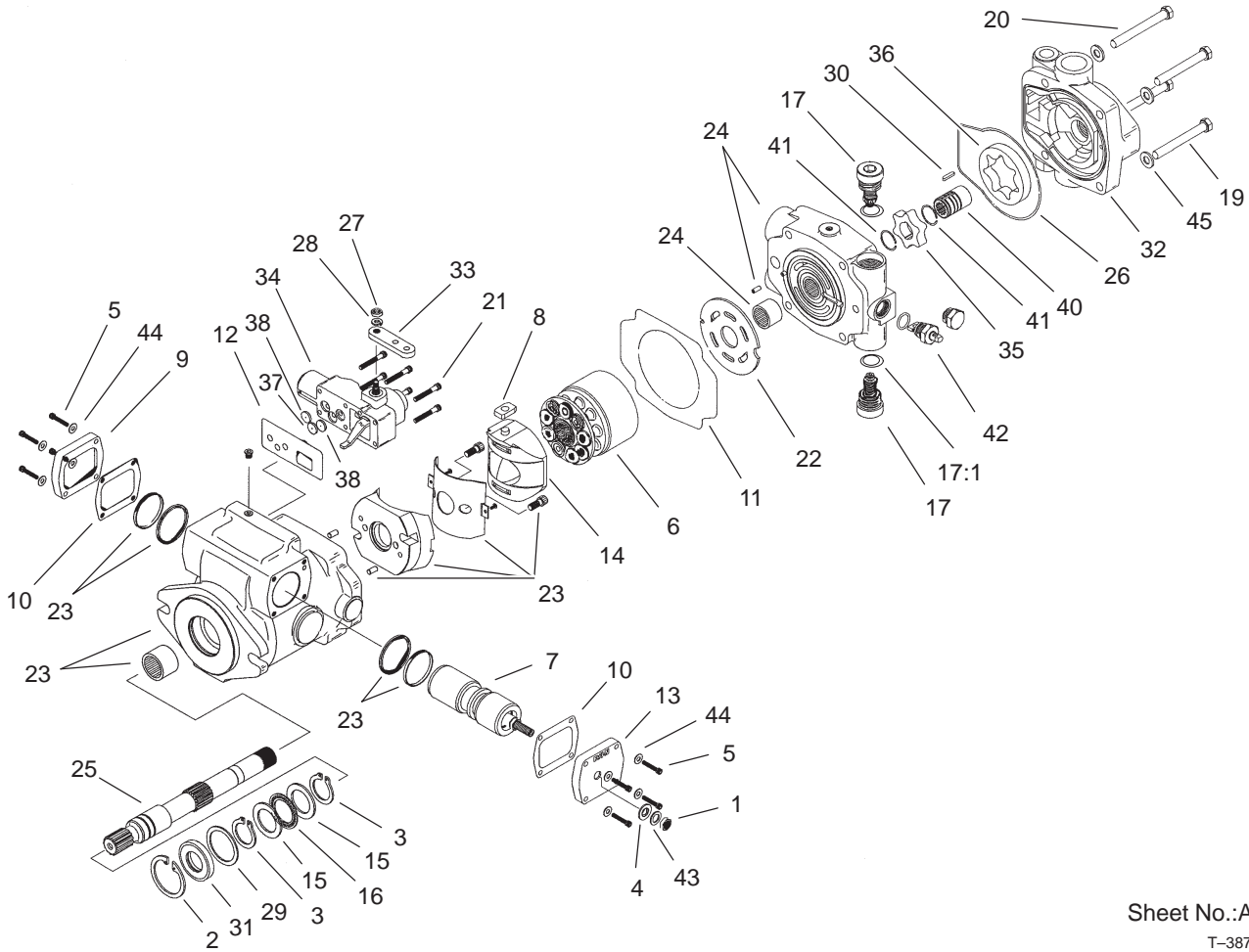
Sheet No.:A8
T-3870

Gear Pump Assembly No. 105-3317

Ref. No.	Part No.	Qty.	Description
1	49-2640	1	Seal-Shaft
2	60-5890	1	Washer
3	105-2898	8	Screw-Cap
5	74-8920	4	Washer-Copper
6	105-2891	1	Relief Valve ASM
7	94-3013	1	Plug
☆7:1		1	O-Ring
8	94-3011	1	Plug
9	94-3015	1	Seal Kit
9:1	56-6710	6	O-Ring
☆9:2		3	Plate-Wear
☆9:3		3	Seal-Pressure, Balance
☆9:4		3	Gasket-Backup
☆10		1	Body
☆11		1	Drive Gear ASM
☆15		1	Front Plate ASM
☆16		1	Gear-Idler
☆17		1	Key
☆18		1	Gear
☆19		1	Body
☆20		1	Gear
☆21		1	Gear-Idler
☆22		1	Key
☆23		1	Plate-Adaptor

Ref. No.	Part No.	Qty.	Description
☆24		1	Plate-Adaptor
☆27		1	Body

☆ Not serviced separately



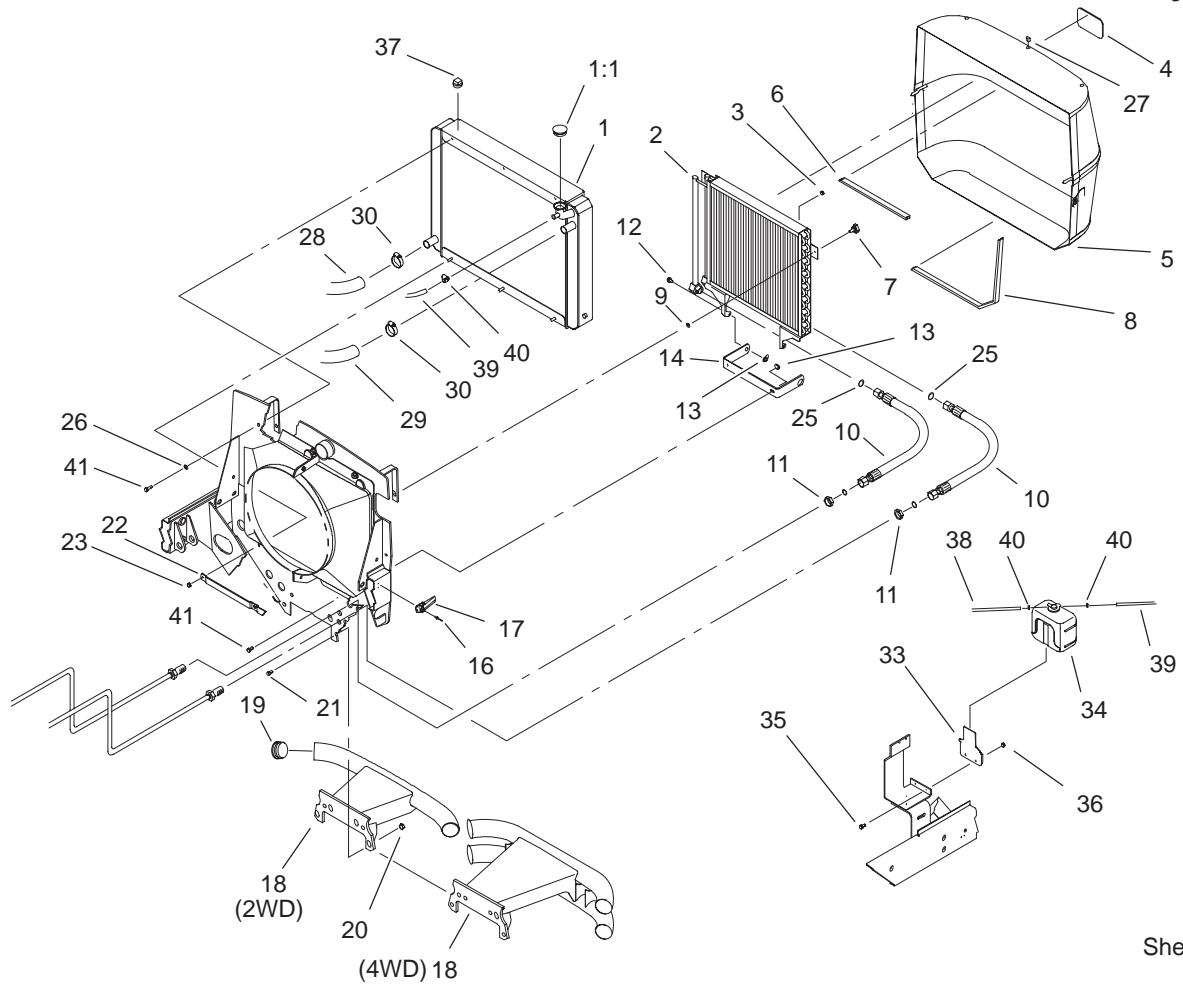
Sheet No.:A9
T-3871

Piston Pump Assembly No. 105-3356

Ref. No.	Part No.	Qty.	Description
1	3220-2	1	Nut
2	60-6260	1	Ring
3	76-7000	2	Ring-Retaining
4	94-3027	1	Washer-Seal
5	93-6337	8	Screw
6	93-6322	1	Rotating Kit
7	105-2856	1	Servo Piston ASM
8	94-3032	1	Follower-Piston
9	94-3033	1	Plate-Cover
10	93-6339	2	Gasket
11	105-2900	1	Gasket-Housing
12	105-2901	1	Gasket-Control Housing
13	94-3034	1	Plate-Cover
14	94-3026	1	Camplate ASM
15	76-6950	2	Race-Thrust
16	60-6170	1	Bearing-Thrust
17	105-2858	2	Valve-Relief
☆17:1		1	O-Ring
19	323-15	2	Screw-HH
20	323-16	2	Screw-HH
21	93-6324	6	Screw
22	105-2902	1	Plate-Valve
23	105-2903	1	Housing
24	105-8149	1	Endcover ASM
25	94-3020	1	Shaft-Drive

Ref. No.	Part No.	Qty.	Description
26	105-2905	1	O Ring-Molded
27	3217-5	1	Nut-Hex
28	3253-3	1	Washer-Lock
29	94-3007	1	Washer
30	105-2906	1	Key
31	105-3331	1	Seal-Shaft
32	105-2907	1	Charge Pump Adapter ASM
33	94-3031	1	Arm-Control
34	93-6306	1	Control ASM
35	105-2908	1	Gerotor-Inner Ring
36	99-8707	1	Gerotor-Outer
37	105-2909	1	Orifice-Control, .036 Dia
38	105-2910	2	Orifice-Control Valve
40	105-2911	1	Coupler
41	105-2912	2	Ring-Retaining
42	105-2913	1	Valve-Bypass
43	94-3030	1	Washer
44	93-6336	8	Washer
45	3256-24	4	Washer-Flat

☆ Not serviced separately

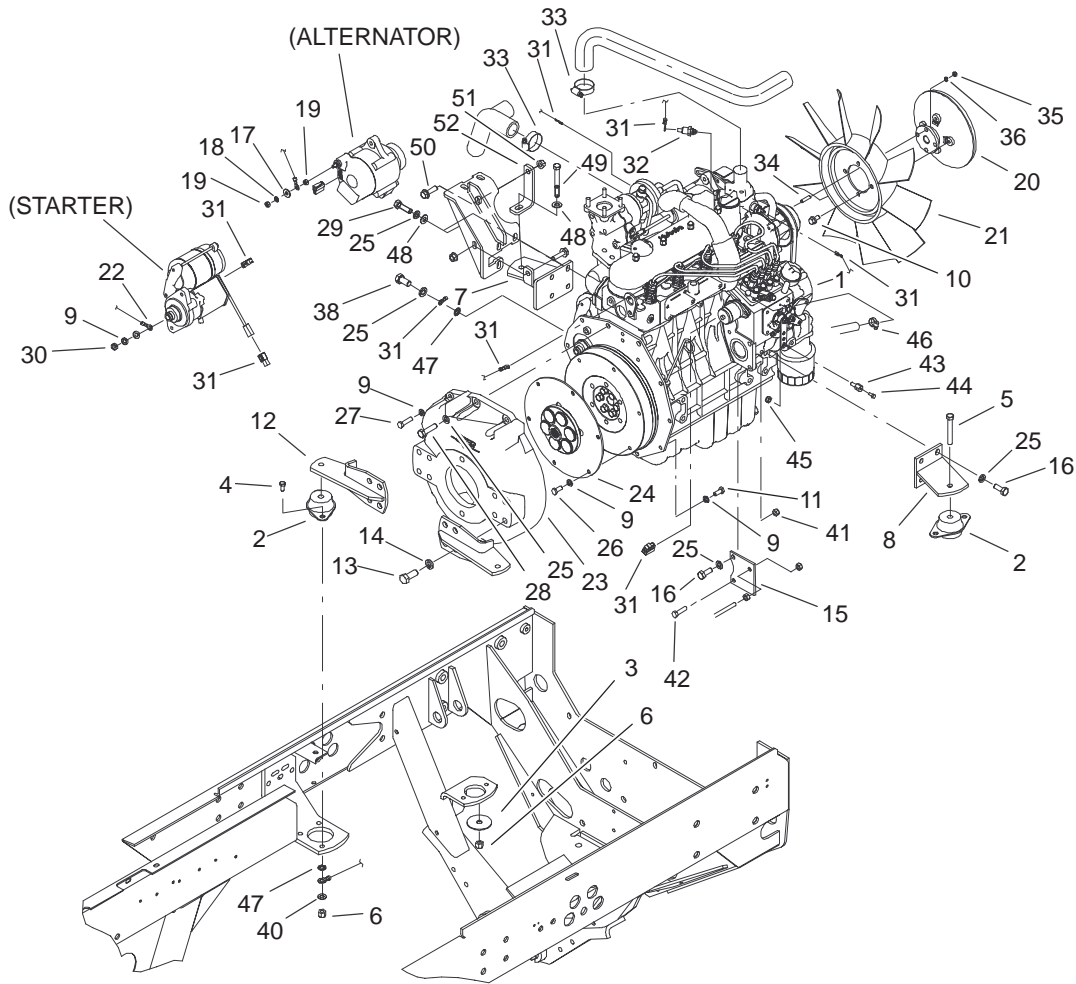


Sheet No.:18

Radiator and Screen Assembly

Ref. No.	Part No.	Qty.	Description
1	104-3780	1	Radiator ASM
1:1	93-5957	1	Cap-Radiator
2	82-3740	1	Cooler-Oil
3	94-2638	4	Nut-Tinnerman
4	93-6028	1	Plate-Logo, Toro
5	92-7505-03	1	Screen
6	92-7631	1	Seal-Screen
7	77-3620	2	Knob-Retainer
8	93-4208	1	Seal-Screen, Strip
9	32151-72	2	Ring-Retaining
10	92-7535	2	Hose ASM
11	340-74	2	Locknut-Bulkhead
12	37-8771	2	Bolt-Shoulder
13	32128-20	2	Nut-HF
14	92-7516-03	1	Bracket-Support, Cooler Base
16	3269-4	4	Rivet-Pop
17	105-9296	2	Latch-Draw
18	100-3758-03	1	Bumper (only on: 03807)
18	100-3776-03	1	Bumper-Short (only on: 03806)
19	2410-42	2	Cap-End (only on: 03806)
19	2410-42	4	Cap-End (only on: 03807)

Ref. No.	Part No.	Qty.	Description
20	3296-23	4	Nut-Lock, NI
21	325-6	4	Screw-HH
22	92-7416-03	1	Strap-Radiator
23	3296-29	3	Nut-Lock, NI
25	237-65	2	O-Ring
26	3256-23	3	Washer-Flat
27	2410-64	3	Plug-Button
28	104-3781	1	Hose-Radiator, Lower
29	104-3782	1	Hose-Radiator, Upper
30	2412-34	2	Clamp-Hose
33	98-4576	1	Bracket-Reservoir Water
34	104-9318	1	Bottle-Overflow
35	321-4	2	Screw-HH
36	3296-42	2	Nut-Lock, NI
37	281-13	1	Plug-Pipe
38	98-7895	1	Tube
39	54-8040	1	Hose-Fuel
40	2412-108	2	Clamp-Worm
41	3234-5	5	Screw

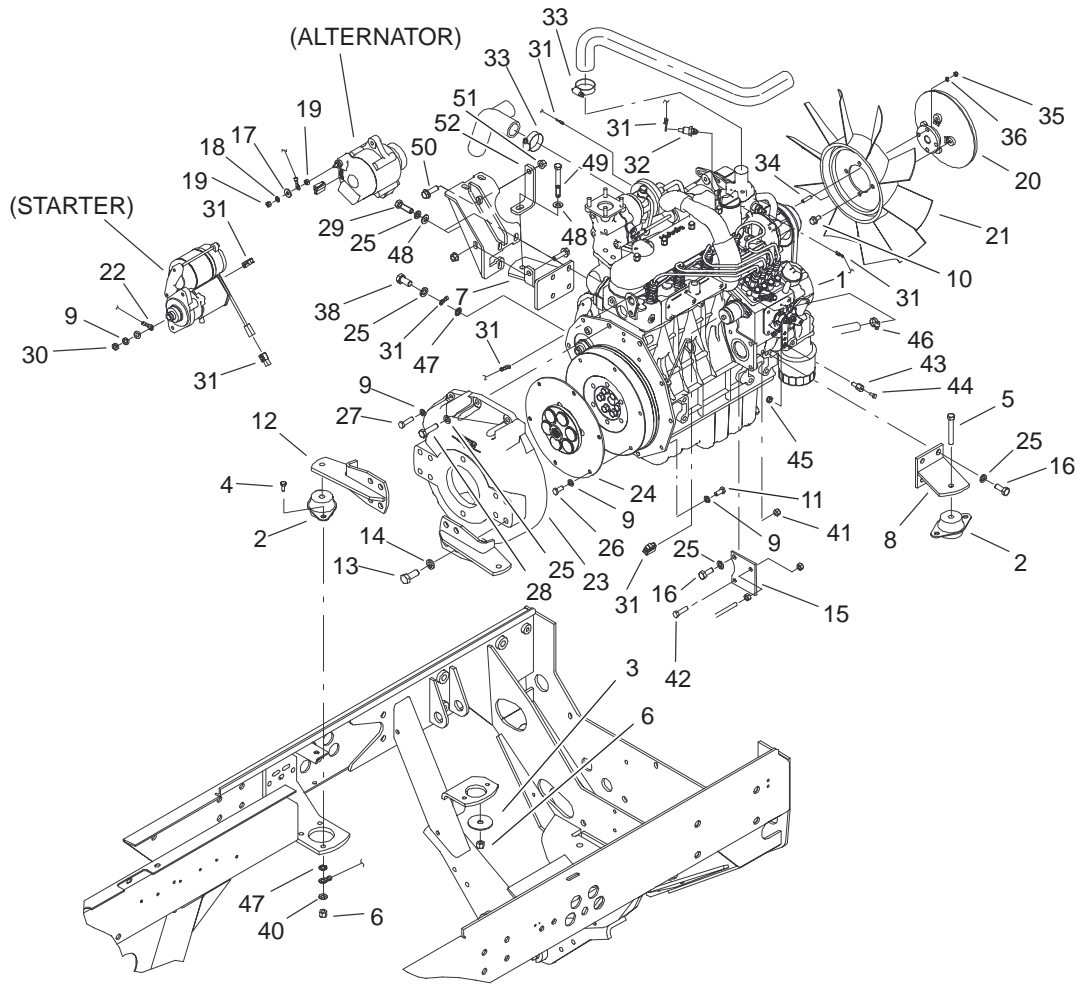


Sheet No.:19

Engine Assembly

Ref. No.	Part No.	Qty.	Description
1	106-7050	1	Engine-Kubota
2	53-9680	4	Mount-Engine
3	87-5100	4	Washer-Snubbing
4	323-7	7	Screw-HH
5	323-13	3	Screw-HH
6	3296-39	11	Nut-Lock, NI
7	105-7914-03	1	Bracket-Engine
8	104-3762-03	1	Bracket-Engine, Front LH
9	42-9850	15	Washer-Lock, Spring
10	3234-7	4	Screw-HHF
11	33114-020	2	Screw-HH
12	104-3764-03	2	Plate-Engine, Rear
13	325-5	8	Screw-HH
14	3253-7	8	Washer-Lock
15	104-3778-03	1	Plate-Throttle
16	63-7790	6	Screw-Cap
17	3256-78	1	Washer-Flat
18	43-5930	1	Washer-Spring
19	48-7890	1	Nut
20	105-0129	1	Clutch-Fan
21	74-3650	1	Fan
22	99-3441	1	Harness-Wire, Fusible Link
23	105-0100	1	Flywheel Housing ASM

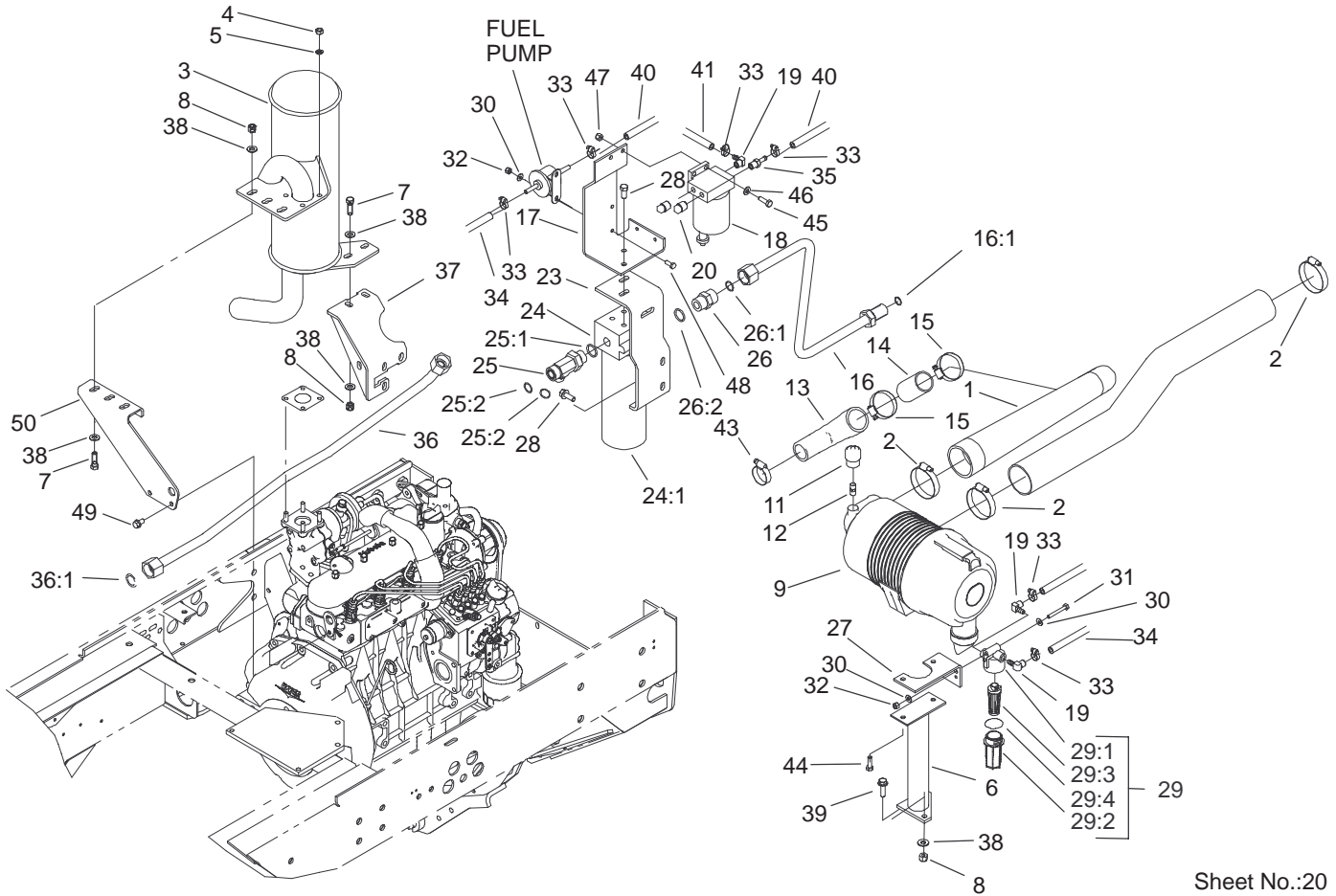
Ref. No.	Part No.	Qty.	Description
24	105-0101	1	Flywheel Coupling ASM
25	42-9600	12	Lockwasher-Spring
26	33114-016	6	Screw-HH
27	33114-030	6	Screw-HH
28	87-3700	2	Screw-HH
29	99-6058	3	Screw-Cap
30	57-6390	1	Nut-Jam
31	106-5972	1	Harness-Wire
32	98-9346	1	Sender-Temperature
33	2412-34	2	Clamp-Hose
34	104-5222	4	Stud
35	33013-00	4	Nut-Hex
36	3253-18	4	Washer-Lock/Sp
38	43-0090	1	Screw-HH
40	3256-3	1	Washer-Flat
41	33024-00	1	Nut-Lock
42	33114-030	1	Screw-HH
43	98-9311	1	Swivel-Throttle
44	25-8640	1	Screw-HH
45	3296-20	1	Nut-Lock, NI
46	2412-108	2	Clamp-Worm
47	3255-9	2	Washer-Lock/Ext
48	48-9220	4	Washer
49	323-14	1	Screw-HH
50	66-9300	2	Screw-HF



Sheet No.:19

Engine Assembly (Continued)

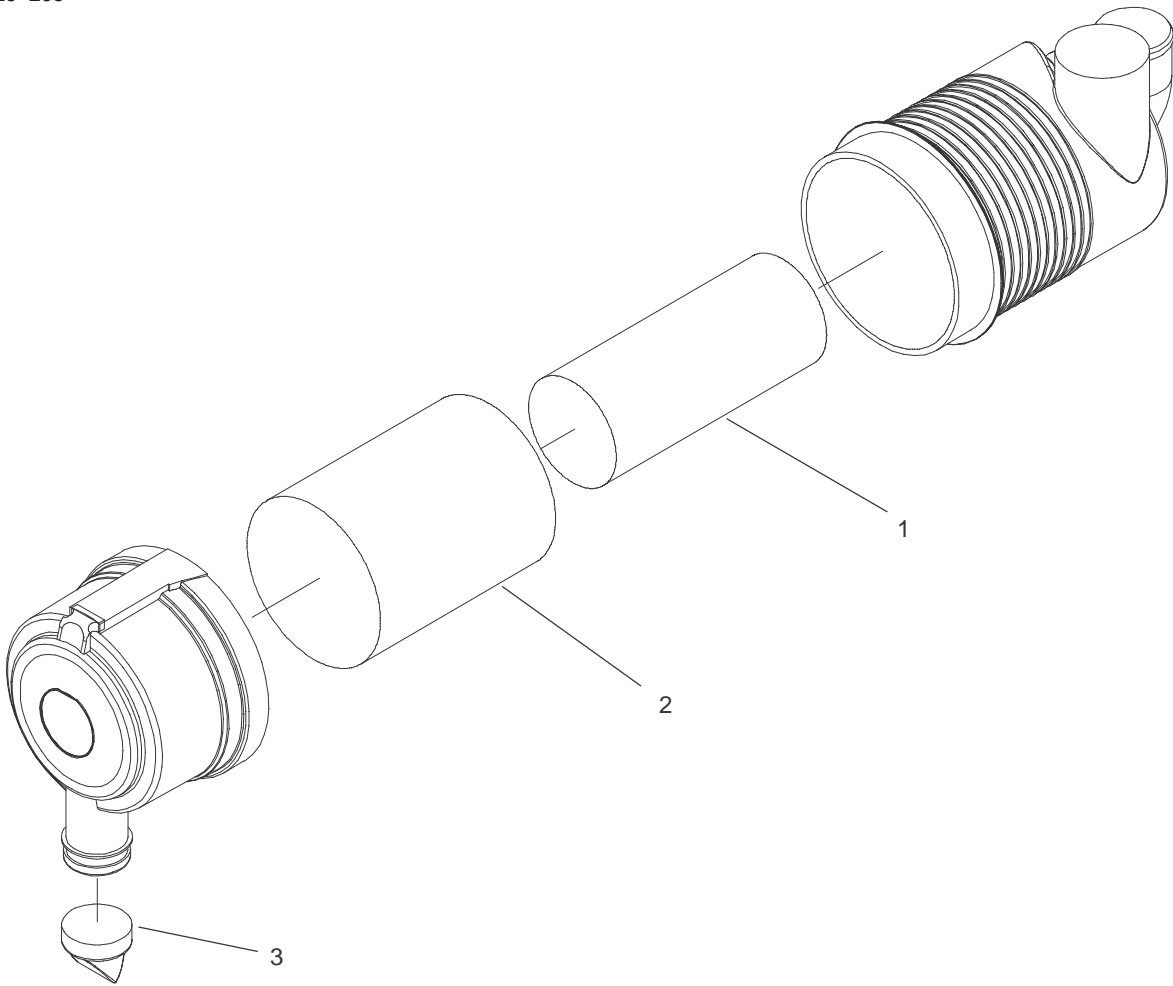
Ref. No.	Part No.	Qty.	Description	Ref. No.	Part No.	Qty.	Description
51	32128-21	2	Nut-HF				
52	105-7931-03	1	Bracket-Support				



Muffler / Oil / Water / Fuel Filter and Air Cleaner Assembly

Ref. No.	Part No.	Qty.	Description
1	104-5208	1	Hose-Turbo, Air Cleaner
2	2412-125	3	Clamp-Hose
3	105-9260	1	Muffler ASM
4	33014-00	4	Nut-Hex
5	42-9850	4	Washer-Lock, Spring
6	104-5217-03	1	Support-Air Filter
7	323-7	5	Screw-HH
8	3296-39	7	Nut-Lock, NI
9	100-2597	1	Air Filter ASM
11	93-9164	1	Indicator-Mini
12	94-1416	1	Indicator Adapter ASM
13	104-5207	1	Hose-Turbo
14	104-5214	1	Spacer-Tubular
15	2412-92	2	Clamp-Hose
16	104-3742	1	HYD Filter Tube ASM
16:1	237-65	1	O-Ring
17	104-3776-03	1	Bracket-Separator, Fuel
18	98-9305	1	Filter-Water/Fuel
19	353-781	3	Fitting
20	281-13	2	Plug-Pipe
23	104-5213-03	1	Bracket-Filter, Oil
24	94-2620	1	Oil Filter ASM
24:1	94-2621	1	Element-Filter
25	340-148	1	Fitting-Tee

Ref. No.	Part No.	Qty.	Description
25:1	237-81	1	O-Ring
25:2	237-58	2	O-Ring
26	340-9	1	Fitting-Straight
26:1	237-58	1	O-Ring
26:2	237-81	1	O-Ring
27	104-3768-03	1	Bracket-Fuel Filter
28	3234-25	4	Bolt-HF
29	99-8351	1	Filter-Fuel, Inline
29:1	99-8356	1	Head W/Label Kit
29:2	99-8357	1	Bowel Kit
29:3	99-8358	1	Element Kit
29:4	99-8359	1	O-Ring
30	3256-1	2	Washer-Flat
31	321-11	1	Screw-HH
32	3296-42	3	Nut-Lock, NI
33	2412-108	6	Clamp-Worm
34	54-8040	1	Hose-Fuel
35	353-783	1	Fitting
36	104-3749	1	HYD Tube ASM
36:1	237-58	1	O-Ring
37	105-7910-03	1	Support-Muffler
38	3256-56	12	Washer-Flat
39	3234-24	2	Screw-HHF
40	92-9283	1	Hose-Fuel
41	63-7627	1	Hose-Fuel
43	2412-3	1	Clamp-Hose

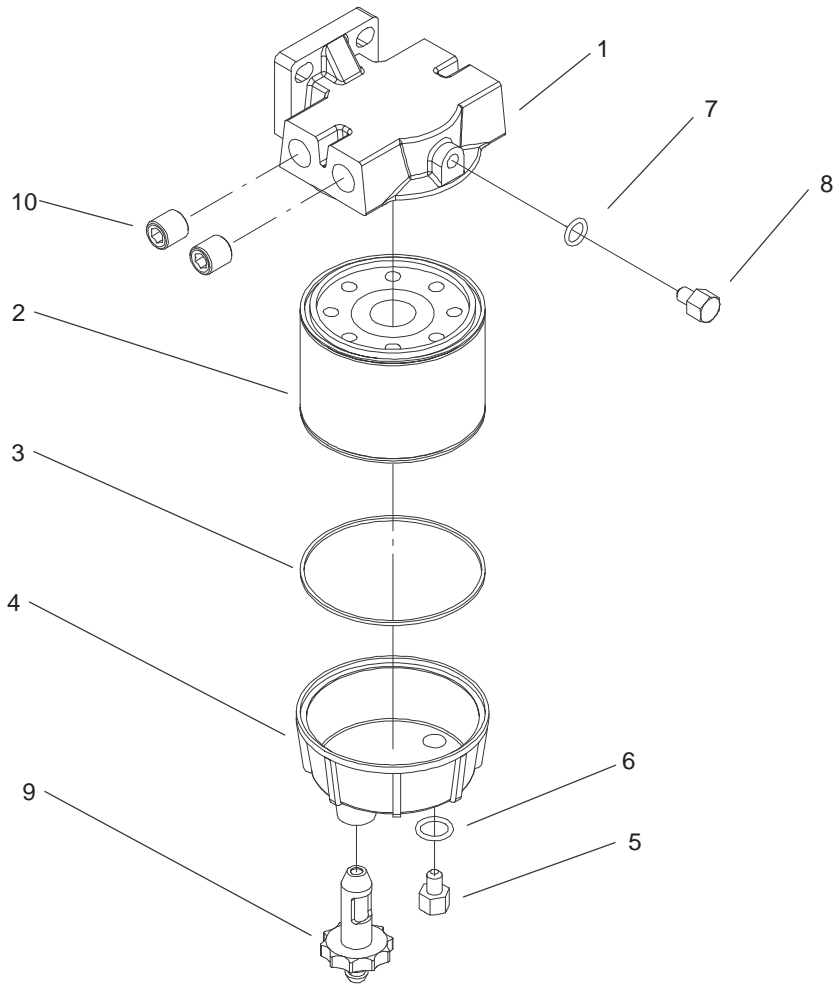


Sheet No.:B2
T-3774

Air Filter Assembly No. 100-2597

Ref. No.	Part No.	Qty.	Description
1	93-9162	1	Filter-Primary
2	93-9163	1	Filter-Secondary
3	94-1414	1	Valve-Vacuator

Ref. No.	Part No.	Qty.	Description
----------	----------	------	-------------

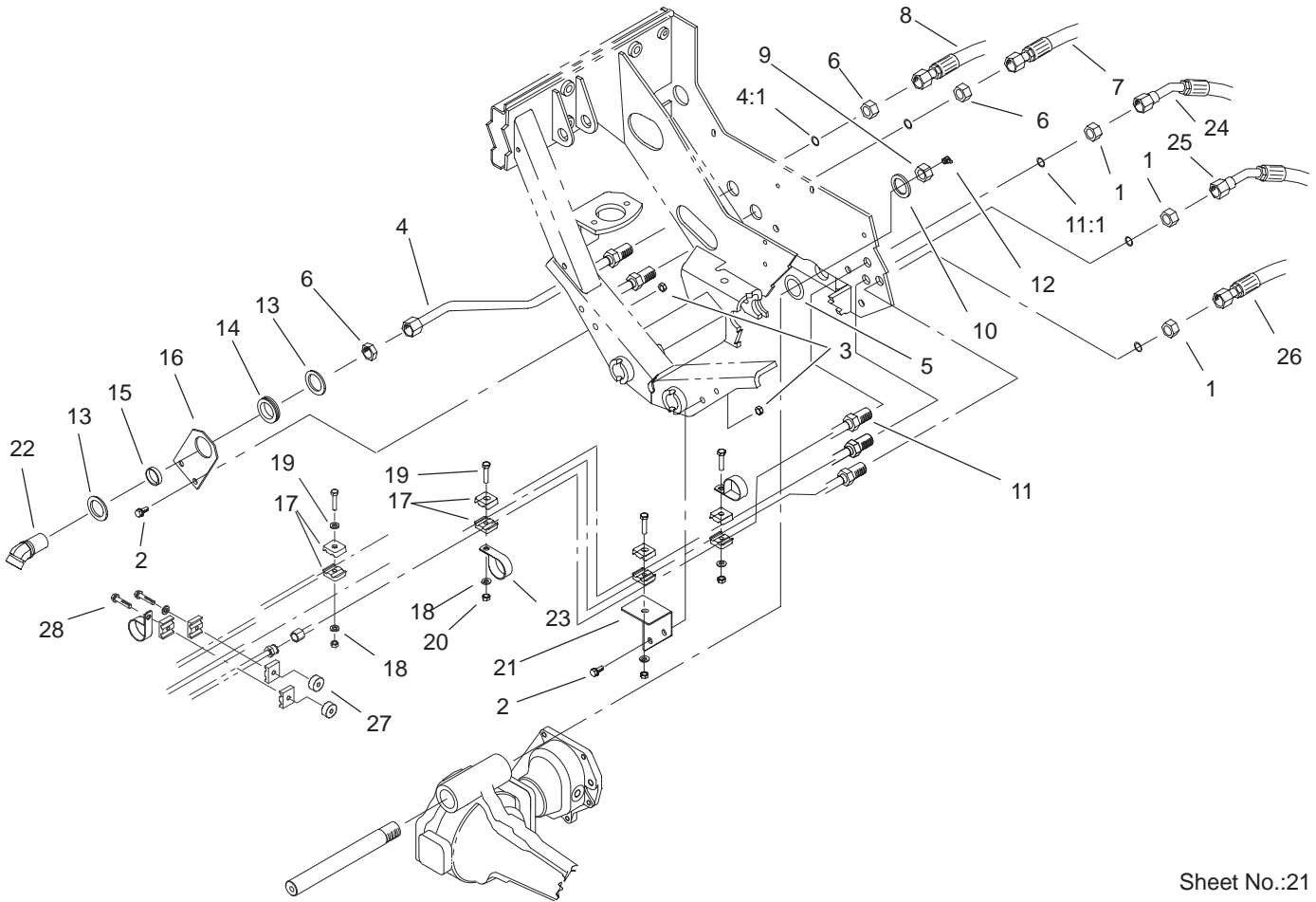


Sheet No.:B3
T-3330

Water and Fuel Filter Assembly No. 98-9305

Ref. No.	Part No.	Qty.	Description
1	98-9772	1	Head-Filter
2	98-9764	1	Element
3	98-9774	1	O-Ring-Base, Filter
4	98-9775	1	Base-Filter
5	98-9773	1	Plug-Base, Filter
6	237-42	1	O-Ring
7	237-78	1	O-Ring
8	98-9776	1	Plug-Head, Filter
9	98-9777	1	Drain Valve ASM
10	285-22	2	Plug-Pipe

Ref. No.	Part No.	Qty.	Description

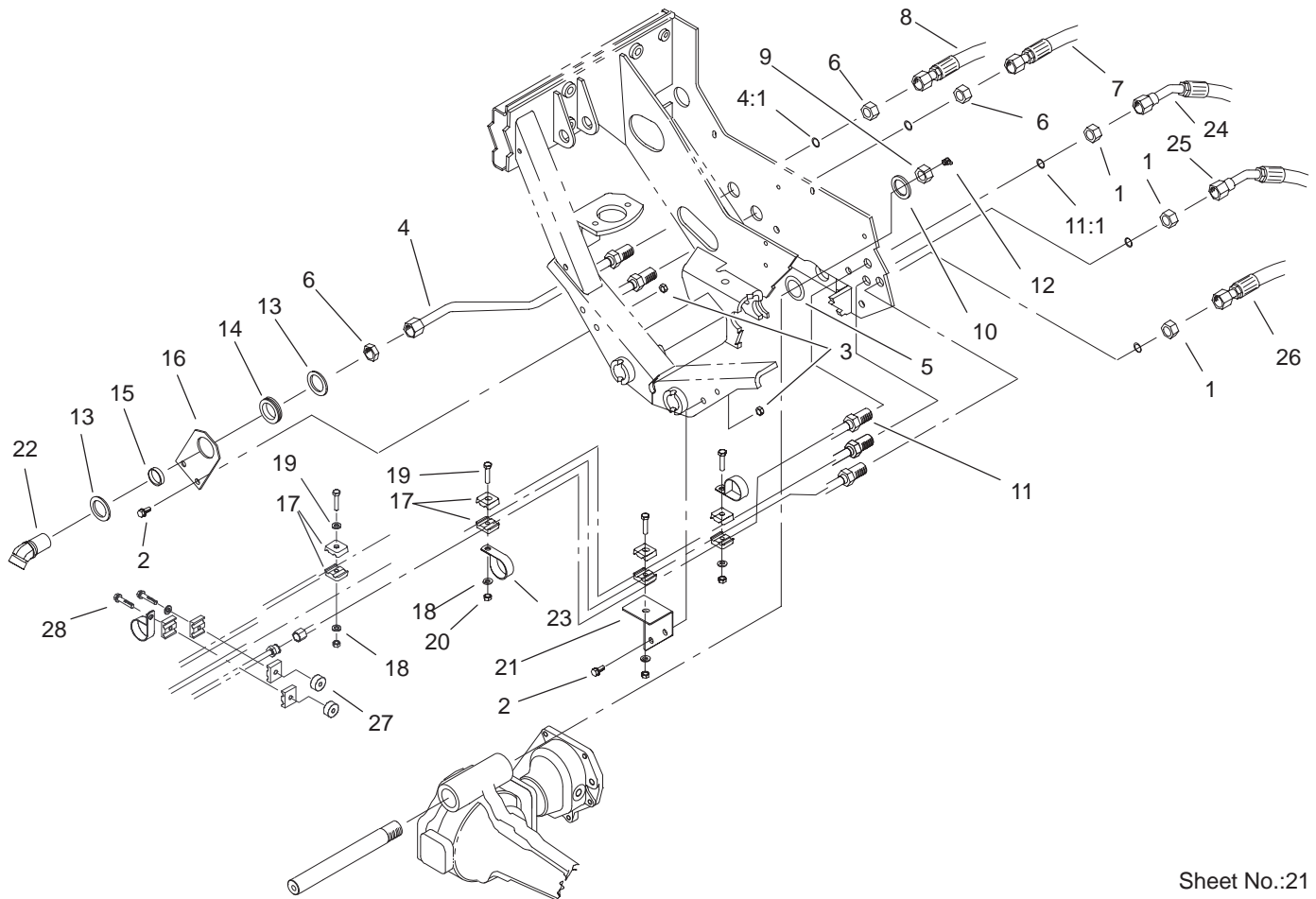


Sheet No.:21

Rear Hydraulic Assembly

Ref. No.	Part No.	Qty.	Description
1	340-70	3	Nut-Lock (only on: 03807)
2	323-6	4	Screw-HH (only on: 03807)
3	32128-21	4	Nut-HF (only on: 03807)
4	104-3735	1	HYD Tube ASM (only on: 03807)
4:1	237-58	1	O-Ring (only on: 03807)
5	98-3867	2	Washer-Thrust (only on: 03807)
6	340-126	3	Nut-Bulkhead (only on: 03807)
7	92-7537	1	Hose ASM (only on: 03807)
8	92-7536	1	Hose ASM (only on: 03807)
9	3296-68	1	Nut-Lock, NI (only on: 03807)
10	92-1765	1	Washer-Thrust (only on: 03807)
11	104-3729	1	HYD Tube Drain ASM (only on: 03807)
11:1	237-22	1	O-Ring (only on: 03807)

Ref. No.	Part No.	Qty.	Description
12	302-33	1	Fitting-Grease (only on: 03807)
13	69-8910	2	Washer (only on: 03807)
14	240-7	1	Grommet-Rubber (only on: 03807)
15	69-8900	1	Spacer (only on: 03807)
16	104-3774-03	1	Bracket-Bulkhead (only on: 03807)
17	56-7973	10	Clamp-Tube (only on: 03806)
17	56-7973	12	Clamp-Tube (only on: 03807)
18	3256-23	6	Washer-Flat
19	322-7	4	Screw-HH
20	3296-47	4	Nut-Lock, NI
21	104-3752-03	1	Bracket-Clamp
22	105-0144	1	Fitting-45° (only on: 03807)
23	2412-147	3	Clamp
24	92-7534	1	Hose ASM (only on: 03807)
25	92-7539	1	Hose ASM (only on: 03807)

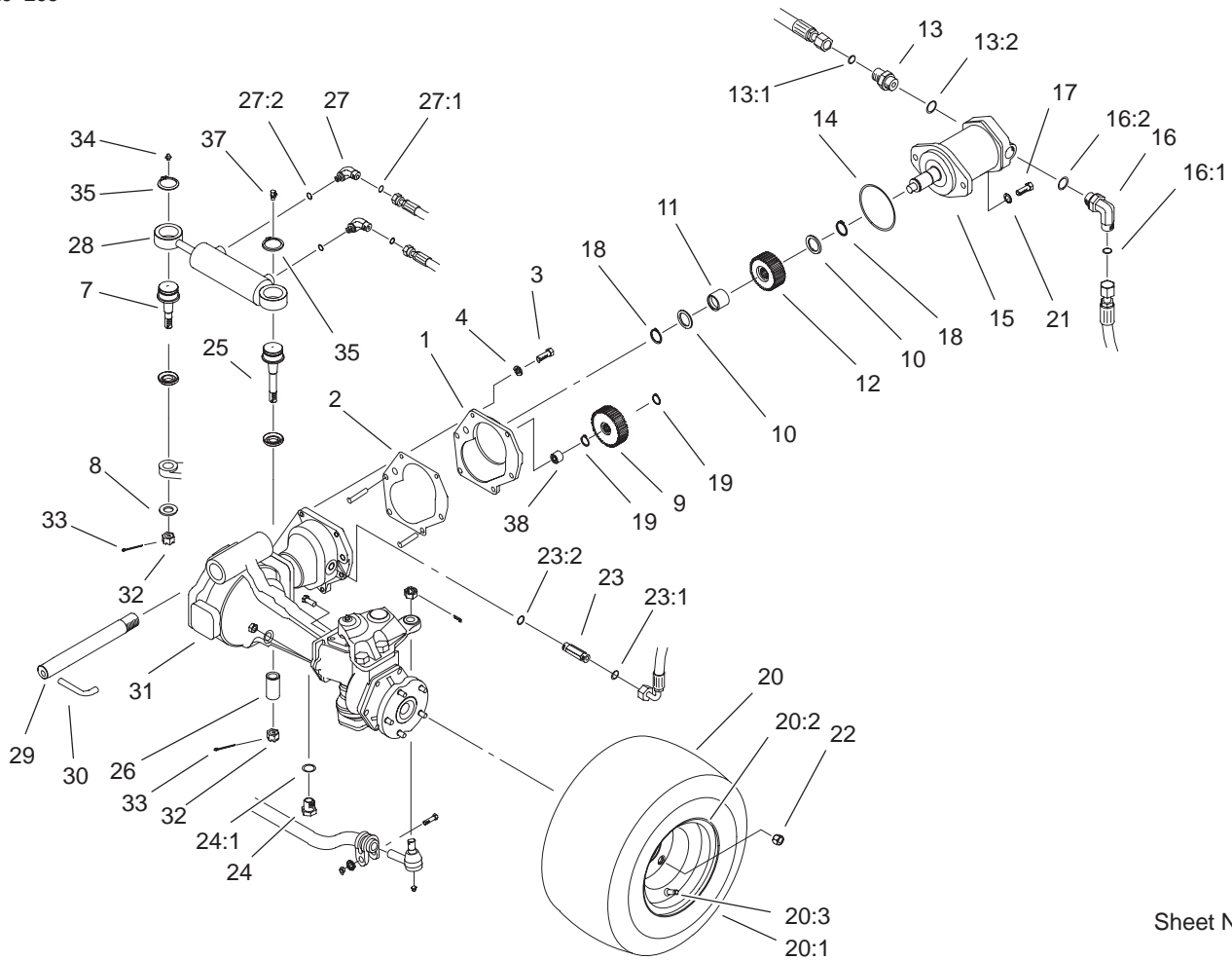


Sheet No.:21

Rear Hydraulic Assembly (Continued)

Ref. No.	Part No.	Qty.	Description
26	92-7538	1	Hose ASM (only on: 03807)
27	80-8660	2	Spacer-Coupler
28	32104-37	2	Screw-HWH

Ref. No.	Part No.	Qty.	Description



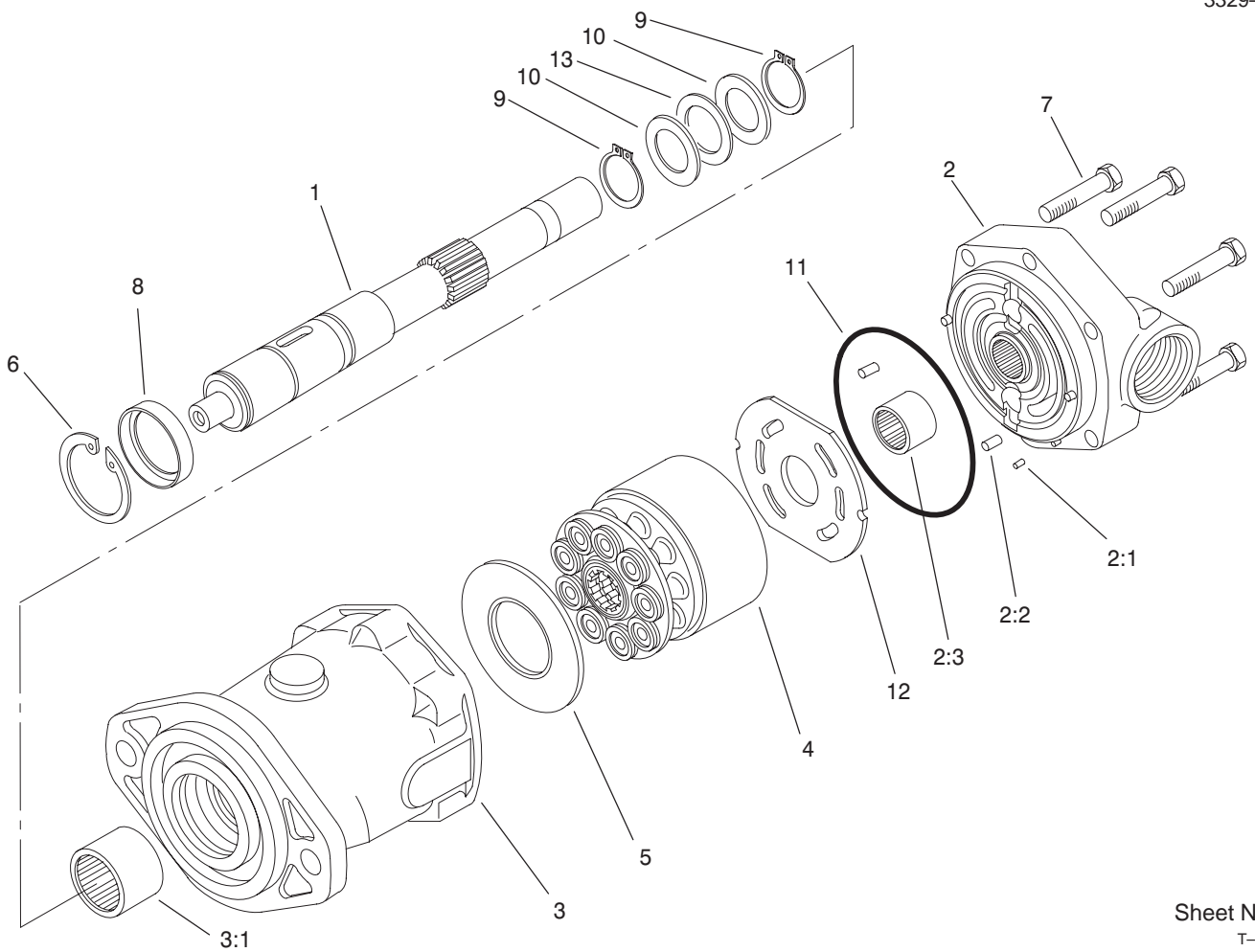
Sheet No.:22

4 Wheel Drive Axle Assembly (only on: 03807)

Ref. No.	Part No.	Qty.	Description
1	95-7541	1	Plate-Cover
2	95-7540	1	Gasket
3	33114-025	6	Screw-HH
4	3253-4	6	Washer-Lock
7	92-5838-01	1	Joint-Ball
8	92-5836	1	Washer
9	100-3774	1	Gear-Driven, 10 Pitch
10	71-4590	2	Washer-Thrust
11	71-4580	1	Bearing
12	100-3775	1	Gear-Driver, 10 Pitch
13	340-9	1	Fitting-Straight
13:1	237-58	1	O-Ring
13:2	237-81	1	O-Ring
14	237-166	1	O-Ring
15	92-7386	1	Motor-Hydraulic
16	340-142	1	Fitting-HYD, 90°
16:1	237-58	1	O-Ring
16:2	237-81	1	O-Ring
17	325-7	2	Screw-HH
18	32151-96	2	Ring-Retaining
19	32120-15	2	Ring-Snap, Ext
★20		2	Tire And Wheel ASM
20:1	86-5910	1	Tire
20:2	100-2582	1	Rim
20:3	232-27	1	Stem-Valve
21	3256-26	2	Washer-Flat

Ref. No.	Part No.	Qty.	Description
22	93-5268	10	Nut-Lug
23	340-2	1	Fitting-Straight, HYD
23:1	237-22	1	O-Ring
23:2	237-42	1	O-Ring
24	353-989	1	Plug-Hex, Hollow
24:1	237-42	1	O-Ring
25	100-3795	1	Joint-Ball
26	100-3796	1	Spacer-Joint, Ball
27	340-97	2	Fitting-HYD, 90°
27:1	237-22	1	O-Ring
27:2	237-78	1	O-Ring
28	98-3806	1	Hydraulic Cylinder ASM
29	100-3770	1	Pin-Axle, Pivot
30	100-3771	1	Pin-Stop
31	100-3784	1	Drive Axle ASM
32	32136-14	2	Nut-SHH
33	3272-11	2	Pin-Cotter
34	302-5	1	Fitting-Grease
35	94-9973	2	Ring-Retaining
37	302-60	1	Fitting-Grease
38	74-5700	1	Bearing-Needle, Roller

★ Not serviced separately



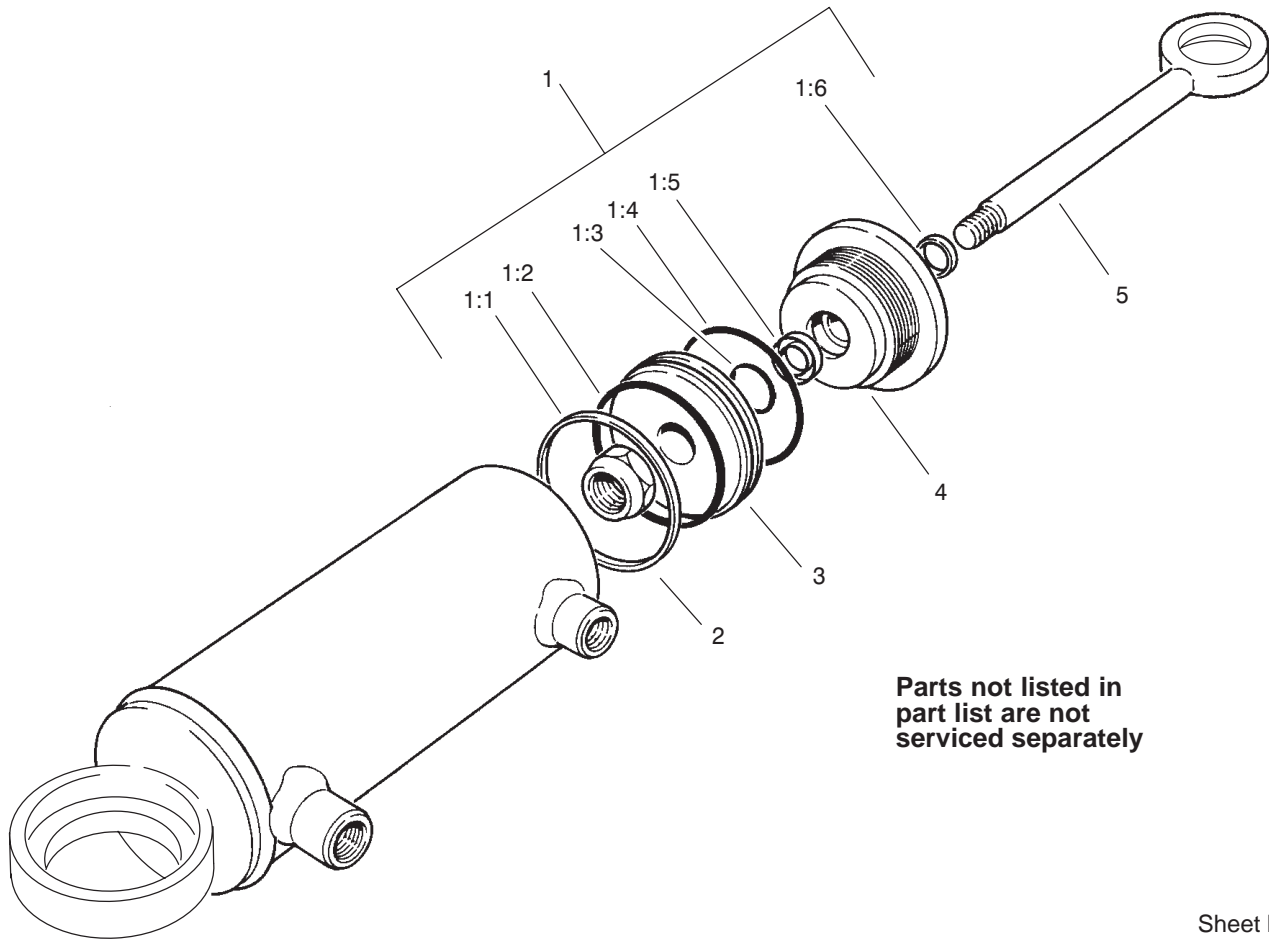
Sheet No.:C4
T-3496

Hydraulic Motor Assembly No. 92-7386 (only on: 03807)

Ref. No.	Part No.	Qty.	Description
1	76-6930	1	Shaft-Drive
2	94-3000	1	Backplate ASM
☆2:1		3	Pin-Dowel
☆2:2		1	Pin-Dowel
☆2:3		1	Bearing-Needle
3	94-3001	1	Housing ASM
☆3:1		1	Bearing-Needle
4	76-6910	1	Rotating Kit
5	76-6970	1	Insert-Plate, Cam
6	76-7010	1	Ring-Retaining
7	94-3002	6	Capscrew
8	76-7020	1	Spacer
9	76-7000	2	Ring-Retaining
10	76-6950	2	Race-Thrust
11	76-6980	1	O-Ring
12	94-3003	1	Plate-Valve
13	76-6960	1	Bearing-Thrust

Ref. No.	Part No.	Qty.	Description

☆ Not serviced separately



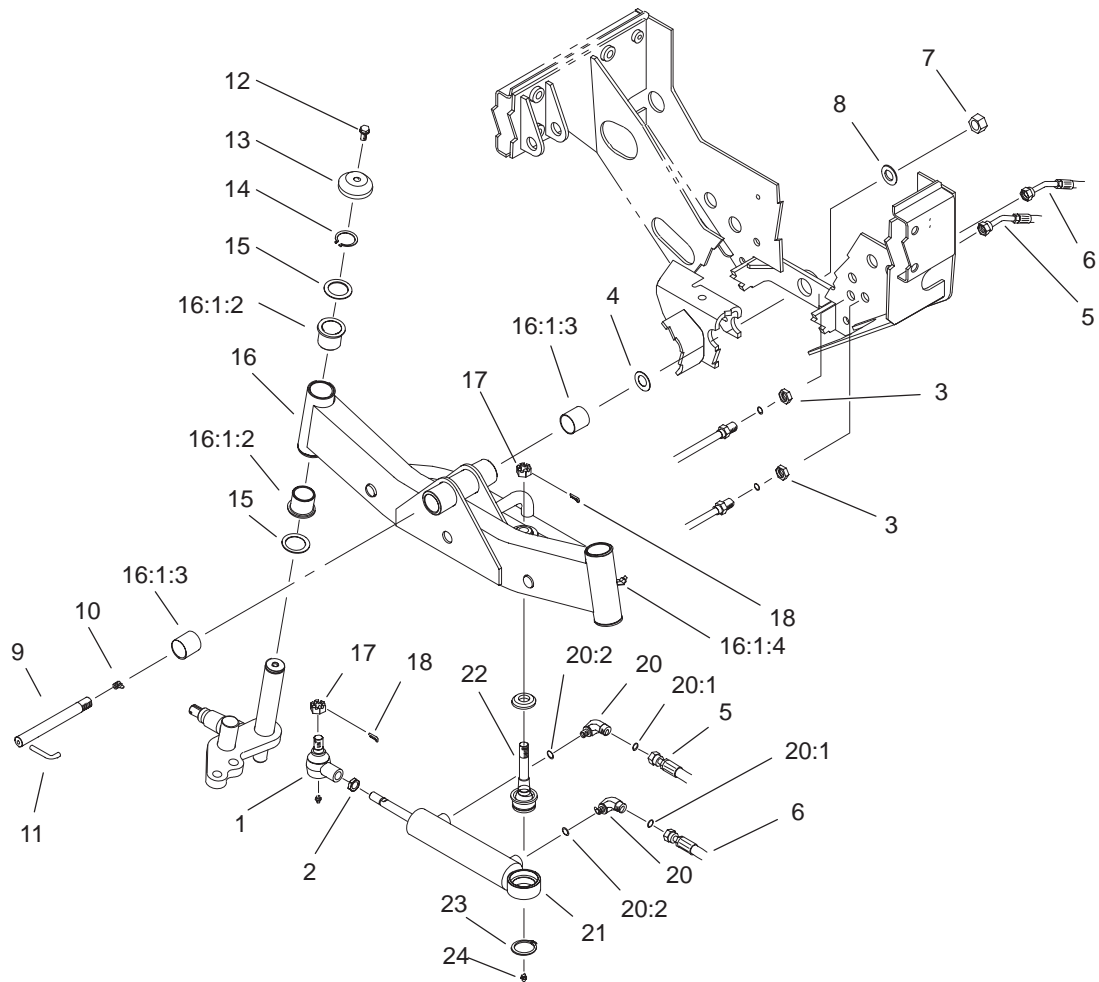
Sheet No.:C5
T-3527

Hydraulic Cylinder Assembly No. 98-3806 (only on: 03807)

Ref. No.	Part No.	Qty.	Description
1	92-6593	1	Seal Kit
☆1:1		1	Seal
☆1:2		1	O-Ring
☆1:3		1	O-Ring
☆1:4		1	O-Ring
☆1:5		1	U-Cup
☆1:6		1	Wiper
☆2		1	Locknut
☆3		1	Piston
☆4		1	Gland
☆5		1	Rod ASM

Ref. No.	Part No.	Qty.	Description

☆ Not serviced separately

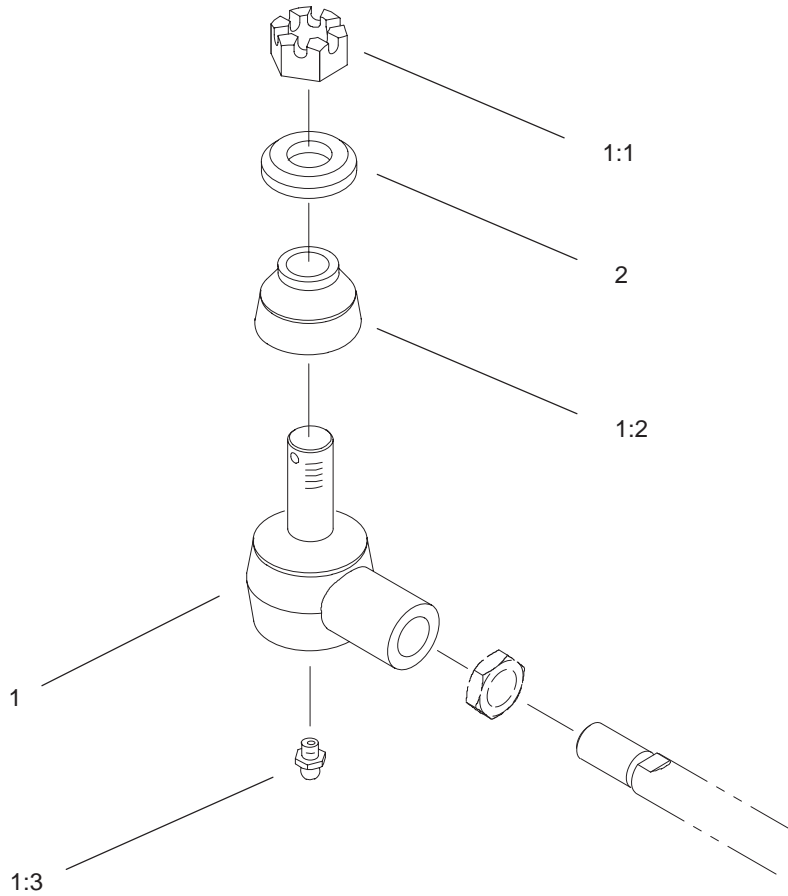


Sheet No.:23

2 Wheel Drive Axle and Power Steering Assembly (only on: 03806)

Ref. No.	Part No.	Qty.	Description	Ref. No.	Part No.	Qty.	Description
1	105-7843	1	Rod End ASM	20:2	237-78	1	O-Ring
2	3220-11	1	Nut-Jam	21	94-8142	1	HYD Cylinder ASM
3	340-70	2	Nut-Lock	22	92-5839	1	Joint-Ball
4	98-3867	2	Washer-Thrust	23	94-9973	1	Ring-Retaining
5	92-7595	1	Hose ASM	24	302-5	1	Fitting-Grease
6	92-7594	1	Hose ASM				
7	3296-68	1	Nut-Lock, NI				
8	92-1765	1	Washer-Thrust				
9	100-3770	1	Pin-Axle, Pivot				
10	302-33	1	Fitting-Grease				
11	100-3771	1	Pin-Stop				
12	3234-1	2	Screw-HHF				
13	69-8890	2	Cap-Spindle				
14	32151-10	2	Ring-Snap				
15	62-2170	4	Washer-Thrust				
16	100-3785-03	1	Rear Axle ASM				
☆16:1		1	Rear Axle ASM				
16:1:2	69-6470	4	Bushing-Castor				
16:1:3	99-6964	2	Bushing-Axle				
16:1:4	302-11	2	Fitting-Lube, 45°				
17	32136-14	1	Nut-SHH				
18	3272-12	2	Pin-Cotter				
20	340-97	2	Fitting-HYD, 90°				
20:1	237-22	1	O-Ring				

☆ Not serviced separately



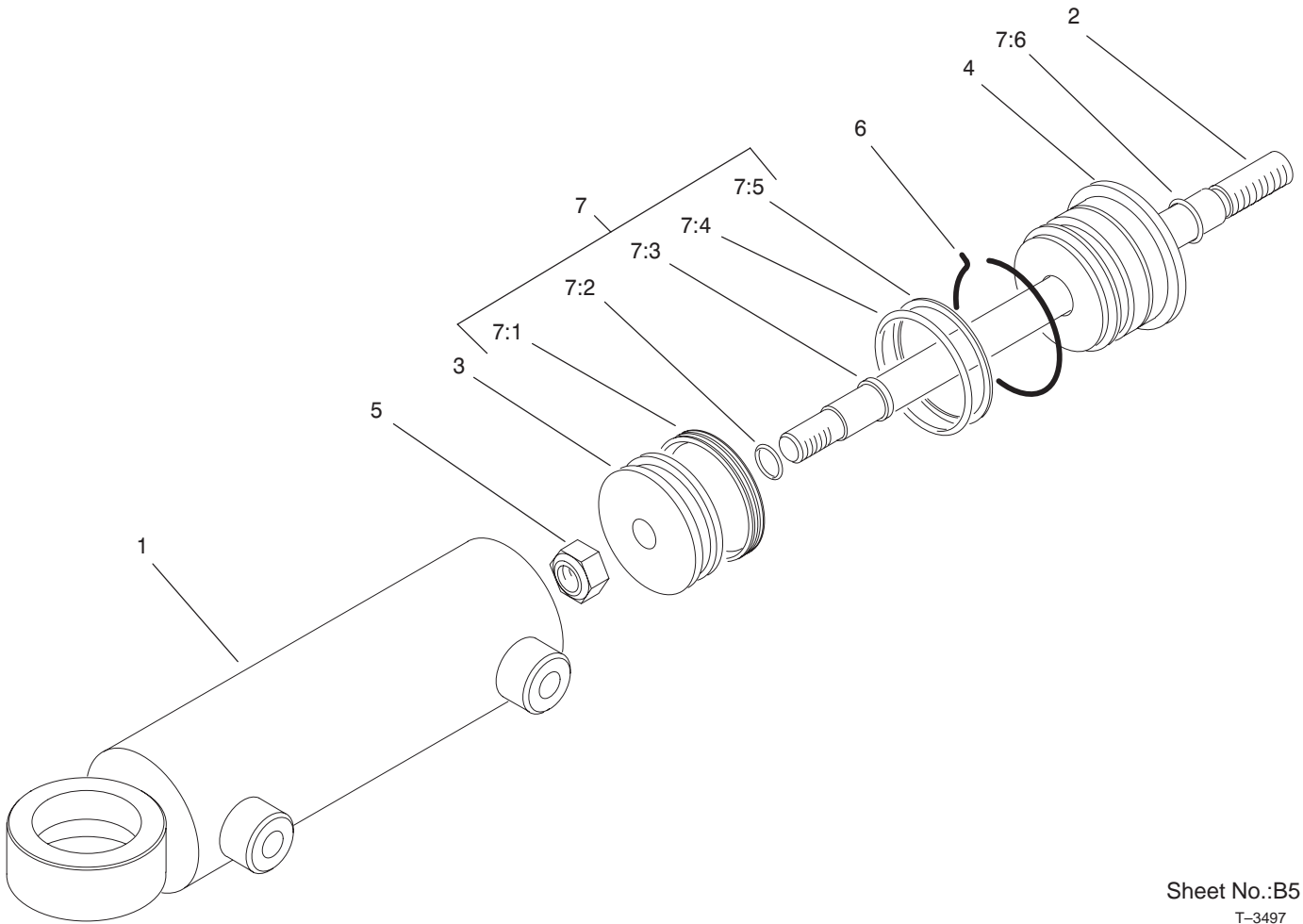
Sheet No.:B4

Tie Rod End Assembly No. 105-7843 (only on: 03806)

Ref. No.	Part No.	Qty.	Description
☆1		1	Rod End-Female
1:1	32136-2	1	Nut-SHH
1:2	106-5984	1	Seal
1:3	302-5	1	Fitting-Grease
2	105-7942	1	Spacer

Ref. No.	Part No.	Qty.	Description

☆ Not serviced separately



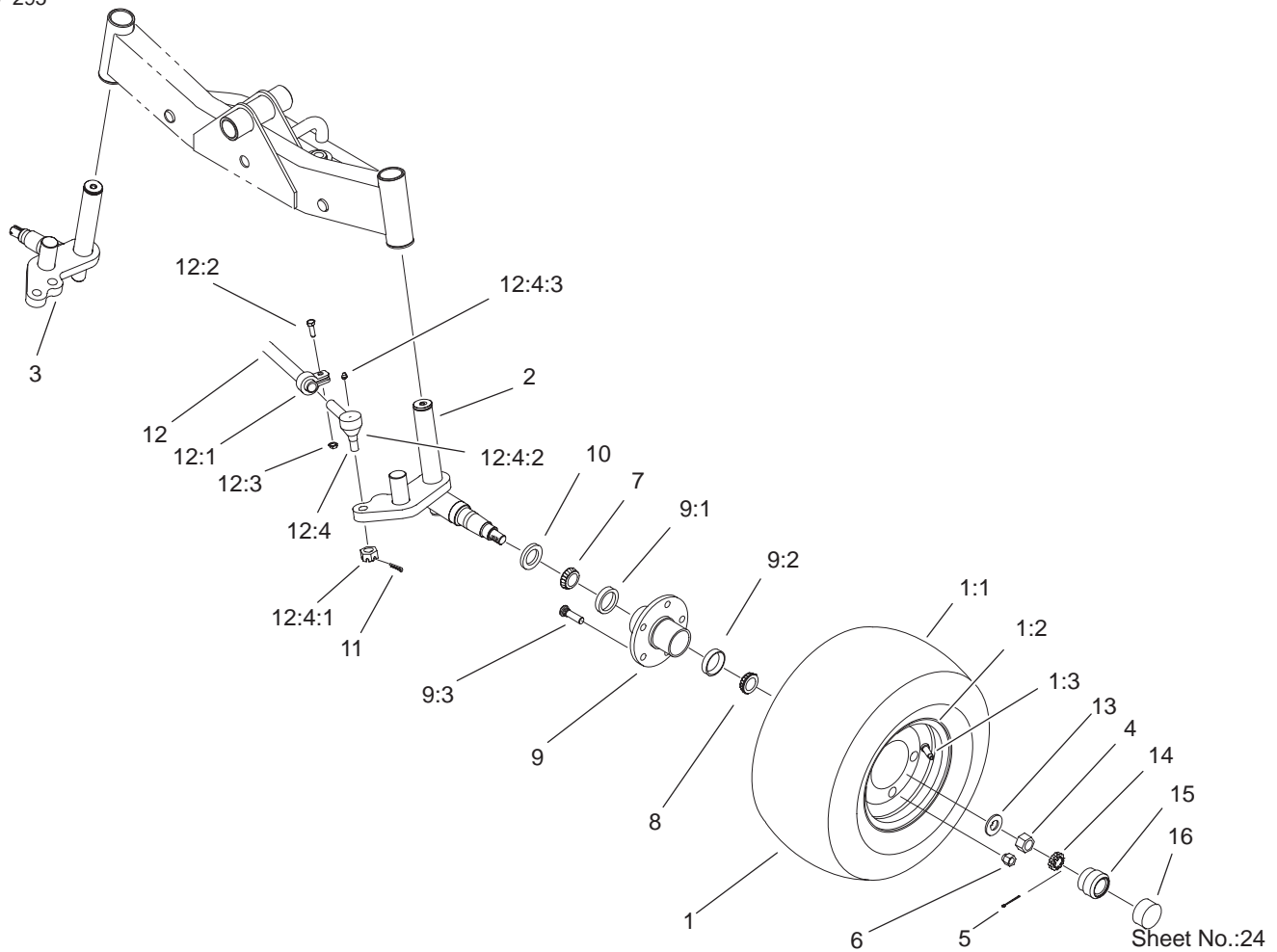
Sheet No.:B5
T-3497

Hydraulic Cylinder Assembly No. 94-8142 (only on: 03806)

Ref. No.	Part No.	Qty.	Description
☆1		1	Barrel
☆2		1	Piston Rod
☆3		1	Piston
☆4		1	Gland
☆5		1	Locknut
6	94-9963	1	Ring-Retaining
7	94-9964	1	Kit-Repair, Seal
☆7:1		1	Uniring
☆7:2		1	O-Ring
☆7:3		1	Seal-Rod
☆7:4		1	O-Ring
☆7:5		1	Backup
☆7:6		1	O-Ring

Ref. No.	Part No.	Qty.	Description

☆ Not serviced separately



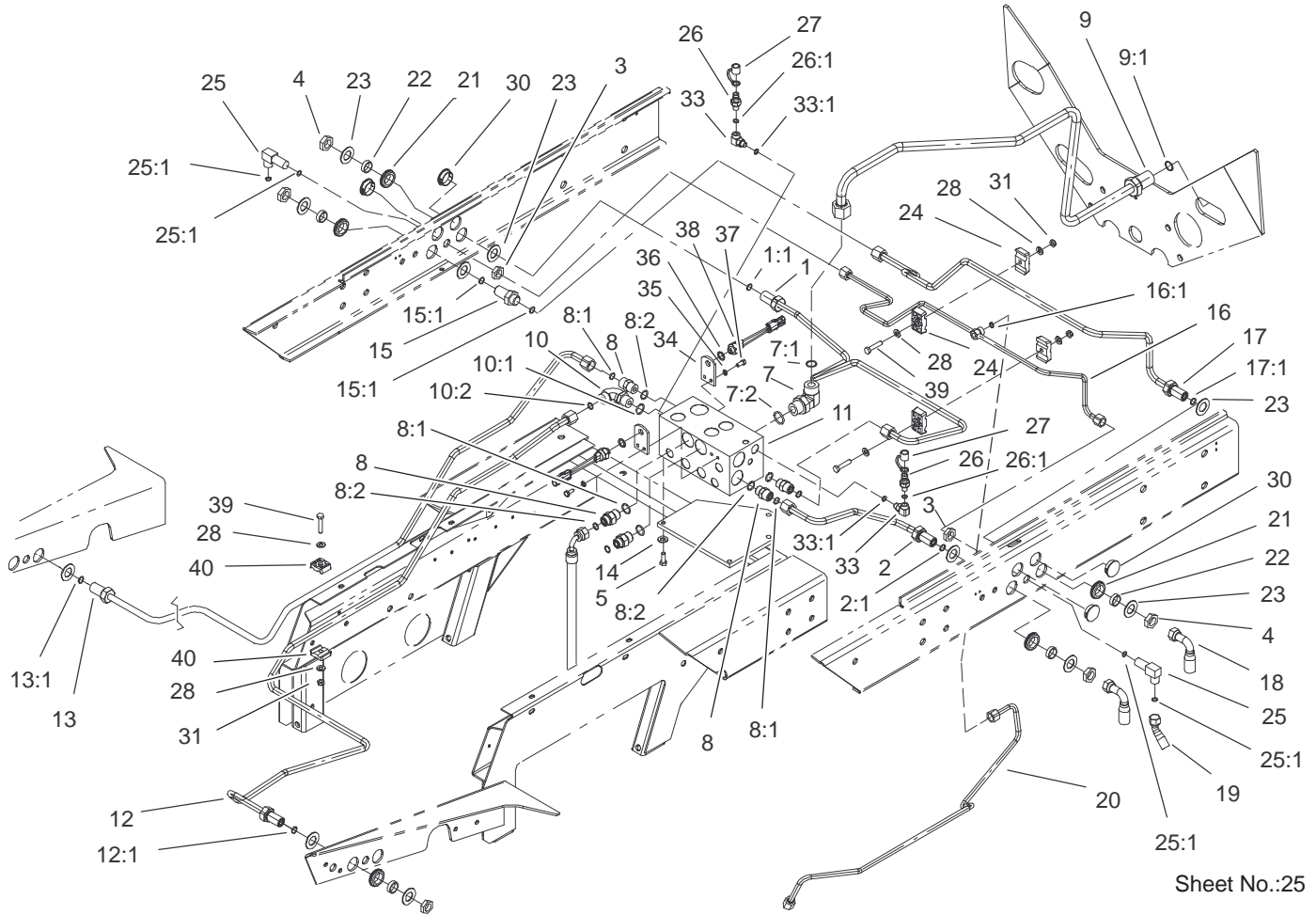
Sheet No.:24

2 Wheel Drive Axle and Wheel Assembly (only on: 03806)

Ref. No.	Part No.	Qty.	Description
☆1		2	Tire And Wheel ASM
1:1	86-5910	1	Tire
1:2	100-2582	1	Rim
1:3	232-27	1	Stem-Valve
2	92-9725-03	1	Spindle-LH
3	92-9724-03	1	Spindle-RH
4	3220-7	2	Nut-Jam
5	3272-13	2	Pin-Cotter
6	242-50	10	Nut-Lug
7	254-106	2	Cone-Bearing, Tapered
8	254-92	2	Cone-Bearing, Outer
9	92-9651	2	Hub Sub ASM
9:1	254-107	1	Bearing-Cup, Tapered
9:2	254-72	1	Bearing-Cup, Tapered
9:3	92-9652	5	Stud-Bolt
10	69-2980	2	Seal
11	3272-12	2	Pin-Cotter
12	98-8839	1	Tie Rod ASM
12:1	98-8840	1	Tube And Clamp ASM
12:2	323-9	2	Screw-HH
12:3	3296-39	2	Nut-Lock, NI
12:4	71-4740	2	End-Rod, Tie
12:4:1	105-7941	1	Nut-Hex, Slotted
12:4:2	105-7835	1	Seal
12:4:3	302-5	1	Fitting-Grease

Ref. No.	Part No.	Qty.	Description
13	93-0309	2	Washer-Tab
14	93-0307	2	Nut-Lock, Retainer
15	100-3769	2	Buddy-Bearing
16	100-3809	2	Cap-Protector, Bearing

☆ Not serviced separately

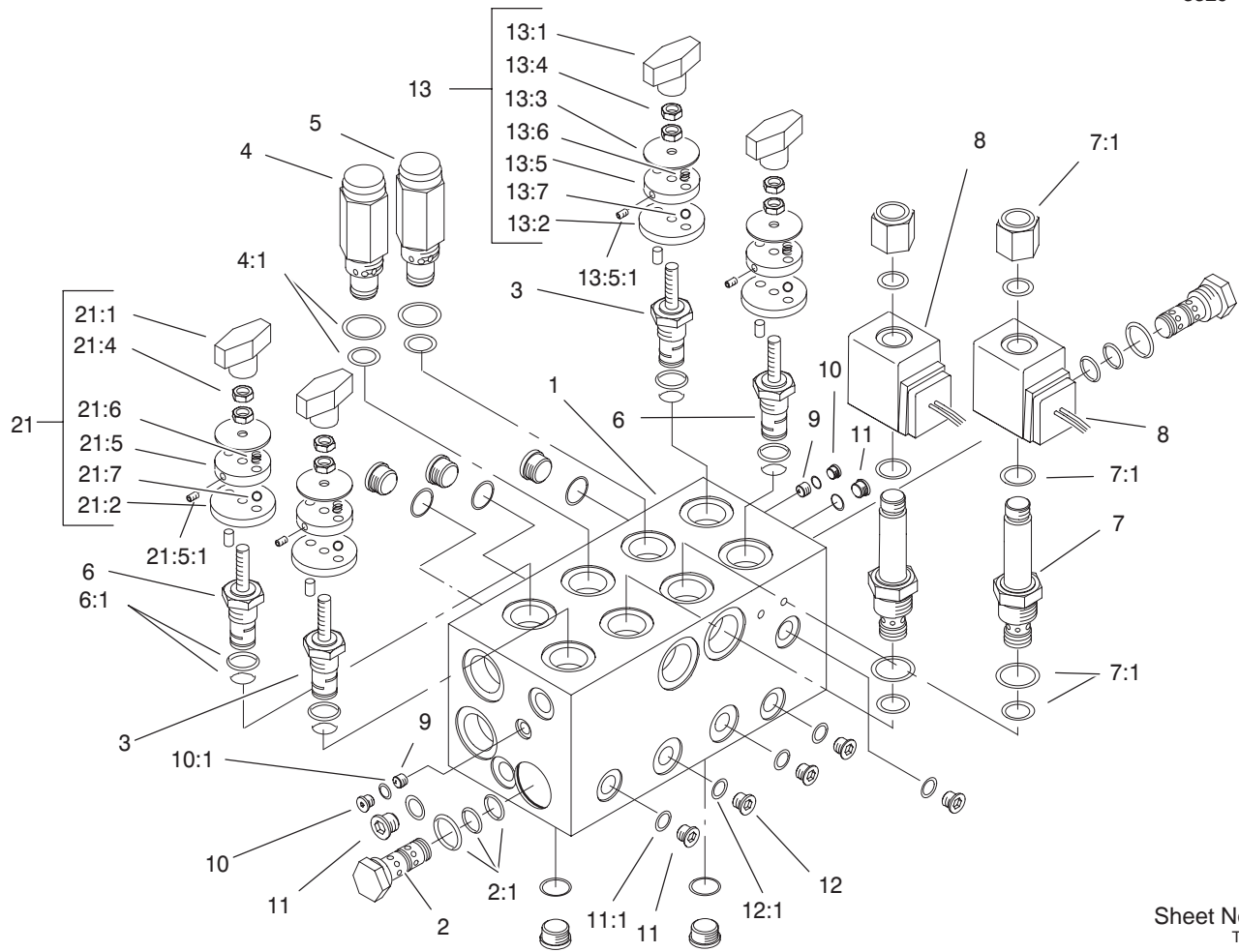


Sheet No.:25

Rear Hydraulic Control Block Assembly

Ref. No.	Part No.	Qty.	Description
1	104-3728	1	HYD Tube ASM
1:1	237-30	1	O-Ring
2	104-3731	1	HYD Tube ASM
2:1	237-30	1	O-Ring
3	340-70	2	Nut-Lock
4	340-127	4	Nut-Bulkhead
5	322-4	2	Screw-HH
7	340-142	1	Fitting-HYD, 90°
7:1	237-58	1	O-Ring
7:2	237-81	1	O-Ring
8	340-6	5	Fitting-HYD, Straight
8:1	237-30	1	O-Ring
8:2	237-80	1	O-Ring
9	104-3734	1	HYD Cooler Tube ASM
9:1	237-65	1	O-Ring
10	340-105	1	Fitting-HYD, 90°
10:1	237-80	1	O-Ring
10:2	237-30	1	O-Ring
11	99-6978	1	Block-Manifold, Mow
12	104-3741	1	HYD Tube ASM
12:1	237-30	1	O-Ring
13	104-3739	1	HYD Tube ASM
13:1	237-30	1	O-Ring
14	3253-4	2	Washer-Lock
15	340-161	1	Fitting-Bulkhead
15:1	237-30	2	O-Ring

Ref. No.	Part No.	Qty.	Description
16	104-3723	1	HYD Tube ASM
16:1	237-22	1	O-Ring
17	104-3724	1	HYD Tube ASM
17:1	237-30	1	O-Ring
18	105-7903	4	HYD Hose ASM
19	99-5614	2	HYD Hose ASM
20	104-3732	1	Return Drain ASM
21	240-5	4	Grommet
22	69-8960	4	Spacer
23	69-8930	8	Washer
24	56-7972	4	Clamp-Tube
25	340-154	2	Union-Bulkhead
25:1	237-22	2	O-Ring
26	354-77	2	Fitting-Quick
26:1	237-78	1	O-Ring
27	354-79	2	Cap-Dust, Yellow
28	3256-23	8	Washer-Flat
30	94-1402	4	Plug-Hole
31	3296-47	4	Nut-Lock, NI
33	75-6640	2	Fitting-HYD, Special
33:1	237-78	1	O-Ring
34	98-8199	2	Bracket-Switch
35	3253-3	4	Washer-Lock
36	3256-76	2	Washer-Flat
37	329-3	4	Screw-HH
38	72-4320	2	Switch



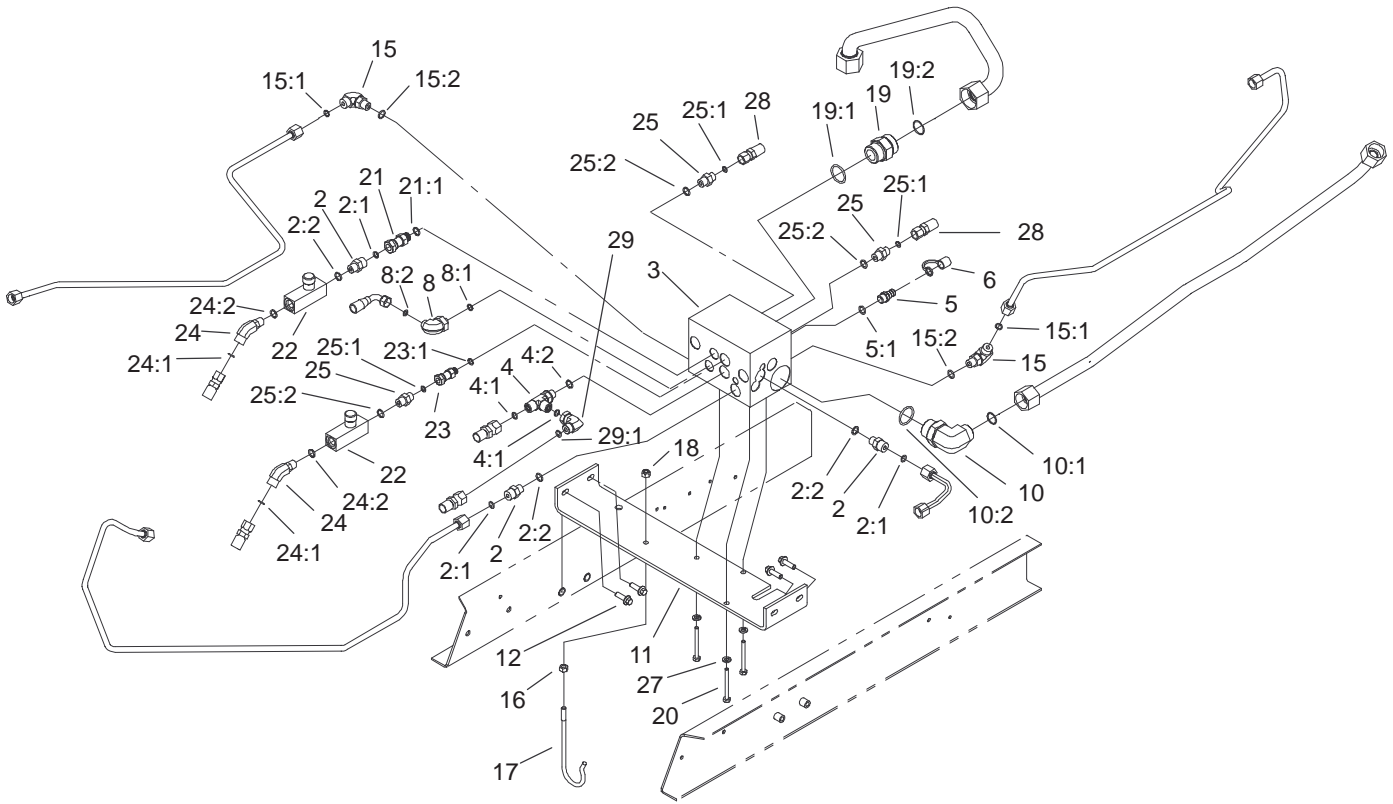
Sheet No.:B6
T-3575

Hydraulic Manifold Mow Block Assembly No. 99-6978

Ref. No.	Part No.	Qty.	Description
☆1		1	Body-Manifold
2	69-4120	2	Cartridge-Logic
2:1	69-4240	1	Seal Kit
3	94-8175	2	Control-Flow, Rotary
4	94-3655	1	Valve-Relief
4:1	75-2080	1	Seal Kit
5	104-1200	1	Valve-Relief, Cartridge
6	94-3657	2	Spool ASM
6:1	94-3661	1	4-Way Seal Kit
7	93-7494	2	Cartridge
7:1	75-2080	1	Seal Kit
8	83-2010	2	Coil-Valve
9	95-5999	2	Plug-Orifice
10	353-991	4	Plug-Hex, Hollow
10:1	237-156	1	O-Ring
11	353-990	8	Plug
11:1	237-78	1	O-Ring
12	353-989	4	Plug-Hex, Hollow
12:1	237-42	1	O-Ring
13	94-3660	2	Detent Kit
13:1	94-5020	1	Knob ASM
13:2	94-5025	1	Plate-Locating
13:3	94-5026	1	Plate-Indicator
13:4	3218-1	2	Nut-Jam
13:5	94-5023	1	Plate-Detent
13:5:1	3245-36	1	Screw-HSH

Ref. No.	Part No.	Qty.	Description
13:6	94-5027	2	Spring
13:7	255-13	2	Ball-Steel, Stainless
21	94-6378	2	Detent Kit
21:1	94-5020	1	Knob ASM
21:2	94-5021	1	Plate-Locating
21:4	3218-1	2	Nut-Jam
21:5	94-5023	1	Plate-Detent
21:5:1	3245-36	1	Screw-HSH
21:6	94-5027	2	Spring
21:7	255-13	2	Ball-Steel, Stainless

☆ Not serviced separately

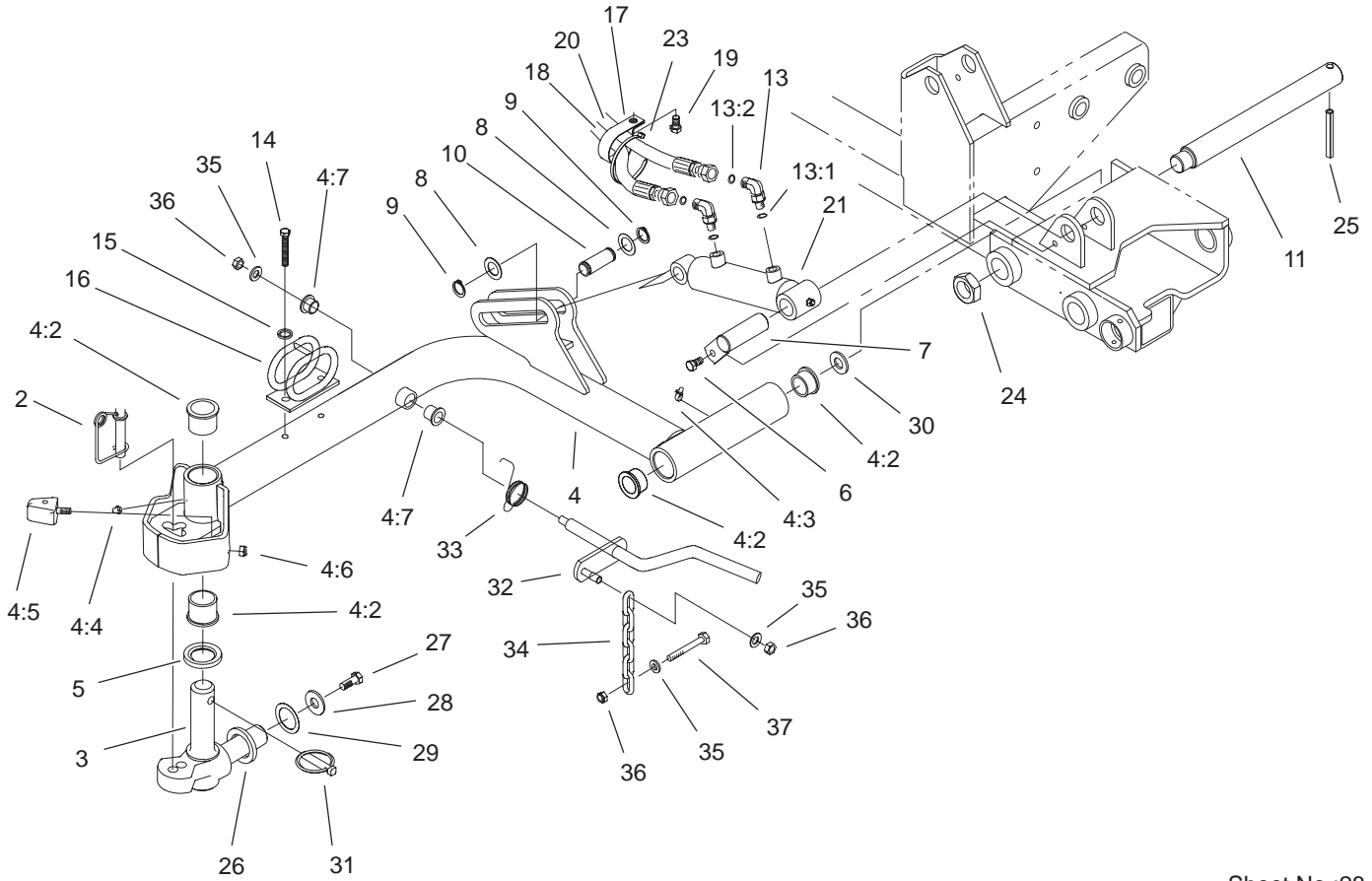


Sheet No.:27

Front Hydraulic Control Block and Hose Assembly

Ref. No.	Part No.	Qty.	Description
2	340-2	3	Fitting-Straight, HYD
2:1	237-22	1	O-Ring
2:2	237-42	1	O-Ring
3	104-9335	1	Manifold Block-Lift
4	340-86	1	Fitting-HYD, Tee
4:1	237-22	2	O-Ring
4:2	237-42	1	O-Ring
5	59-7410	1	Tip-Nipple, Diagonal
5:1	237-42	1	O-Ring
6	354-79	1	Cap-Dust, Yellow
8	340-132	1	Fitting-HYD, 90°
8:1	237-78	1	O-Ring
8:2	237-21	1	O-Ring
10	340-15	1	Fitting-HYD, 90°
10:1	237-58	1	O-Ring
10:2	237-146	1	O-Ring
11	104-3772-01	1	Bracket-Block, Manifold
12	3234-17	4	Screw-HHF
15	340-77	2	Fitting-HYD, 90°
15:1	237-22	1	O-Ring
15:2	237-42	1	O-Ring
16	3217-6	1	Nut-Hex
17	93-7970	1	Hanger-Hose
18	3296-29	1	Nut-Lock, NI
19	104-3797	1	Fitting-HYD, Straight

Ref. No.	Part No.	Qty.	Description
19:1	237-146	1	O-Ring
19:2	340-65	1	O-Ring
20	322-3	3	Screw-HH
21	104-3779	1	Connector-Swivel, Straight
21:1	237-42	1	O-Ring
22	98-9742	2	Valve-Control, Flow
23	104-3777	1	Connector-Swivel, Straight
23:1	237-78	1	O-Ring
24	340-137	2	Fitting
24:1	237-21	1	O-Ring
24:2	237-42	1	O-Ring
25	340-1	3	Adapter
25:1	237-35	1	O-Ring
25:2	237-42	1	O-Ring
27	3253-4	3	Washer-Lock
28	104-3716	2	HYD Hose ASM
29	340-159	1	Fitting-HYD, 90°
29:1	237-22	2	O-Ring

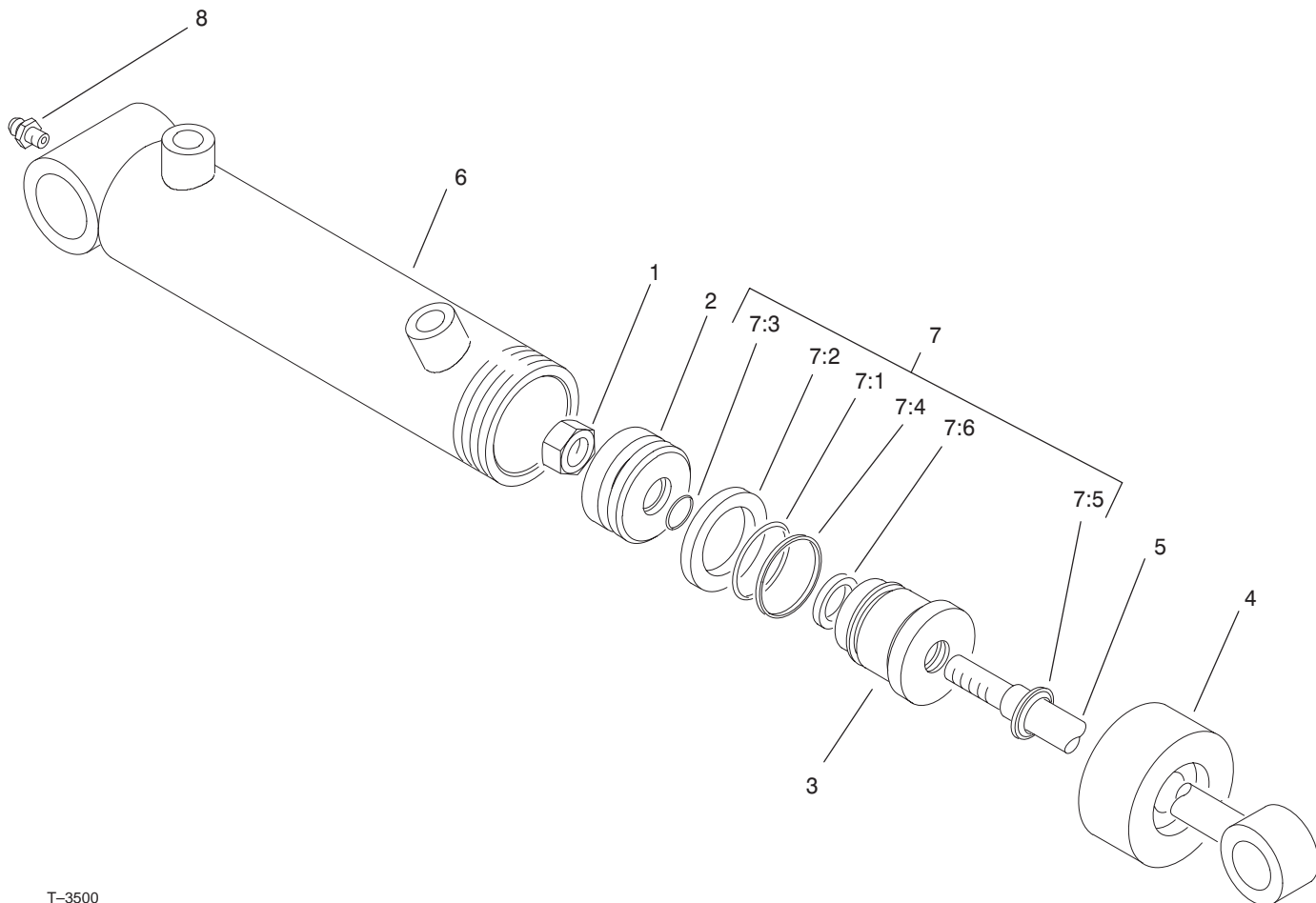


Sheet No.:28

Front Lift Arm Assembly No. 1

Ref. No.	Part No.	Qty.	Description
2	99-5610	1	Pin
3	98-1880-01	1	Knuckle-Pivot
4	105-3366	1	Lift Arm ASM No. 1
4:2	104-0015	4	Bushing-Flange
4:3	302-60	1	Fitting-Grease
4:4	302-5	1	Fitting-Grease
4:5	99-5605	2	Bumper ASM
4:6	3296-29	2	Nut-Lock, NI
4:7	256-287	2	Bushing
5	94-8946	1	Washer-Thrust
6	32144-14	1	Screw-HWH
7	83-6790	1	Pin-Cylinder
8	94-9998	2	Washer-Thrust
9	94-9974	2	Ring-Retaining
10	75-5350	1	Pin-Slide, Cylinder
11	95-7158	1	Pin-Pivot
13	340-132	2	Fitting-HYD, 90°
13:1	237-78	1	O-Ring
13:2	237-21	1	O-Ring
14	33114-020	2	Screw-HH
15	3253-4	2	Washer-Lock
16	99-5621	1	Guide-Hose
17	2412-96	1	Clamp-R
18	105-7916	1	HYD Hose ASM
19	322-4	1	Screw-HH
20	105-9274	1	HYD Hose ASM

Ref. No.	Part No.	Qty.	Description
21	93-2650	1	Cylinder-Lift
23	3290-378	1	Tie-Cable
24	3296-49	1	Nut-Lock, NI
25	32121-110	1	Pin-Roll, Slotted
26	98-7974	1	Washer-Thrust
27	98-7993	1	Screw-HHF
28	3256-6	1	Washer-Flat
29	3-6781	1	Washer-Thrust
30	76-2980	1	Washer-Thrust
31	283-71	1	Pin-Lynch
32	105-0142-03	1	Rod-Front Pivot
33	98-3929	1	Spring-Torsion
34	93-6738	1	Chain
35	3256-24	3	Washer-Flat
36	3296-39	3	Nut-Lock, NI
37	323-7	1	Screw-HH



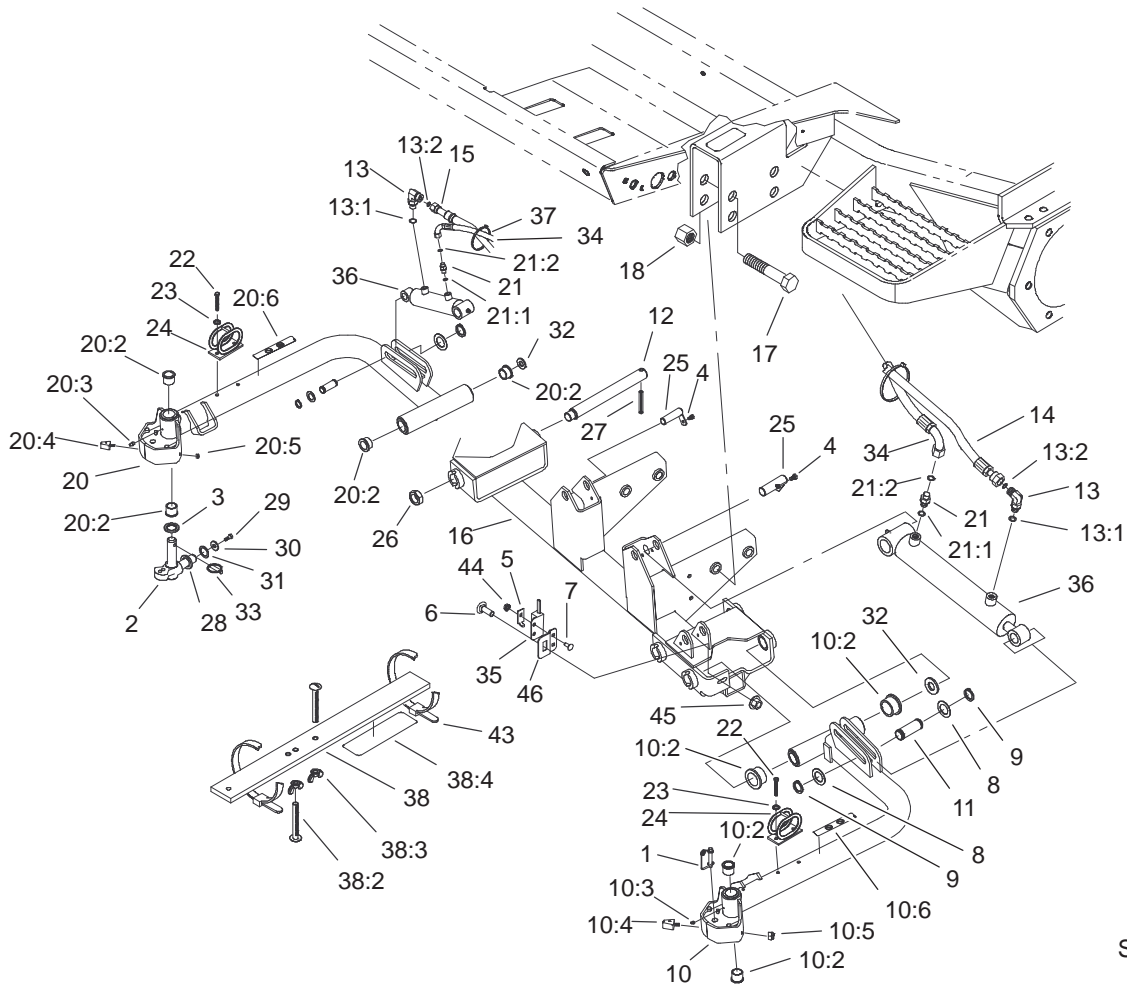
T-3500
Sheet No.:B8

Hydraulic Cylinder Assembly No. 93-2650

Ref. No.	Part No.	Qty.	Description
☆1		1	Locknut
☆2		1	Piston
☆3		1	Head
☆4		1	Collar
☆5		1	Shaft
☆6		1	Barrel
7	86-7330	1	Seal Kit
☆7:1		1	O-Ring
☆7:2		1	Seal-Special
☆7:3		1	O-Ring
☆7:4		1	Backup
☆7:5		1	Seal-Rod
☆7:6		1	Seal-Dust
8	302-5	1	Fitting-Grease

Ref. No.	Part No.	Qty.	Description

☆ Not serviced separately

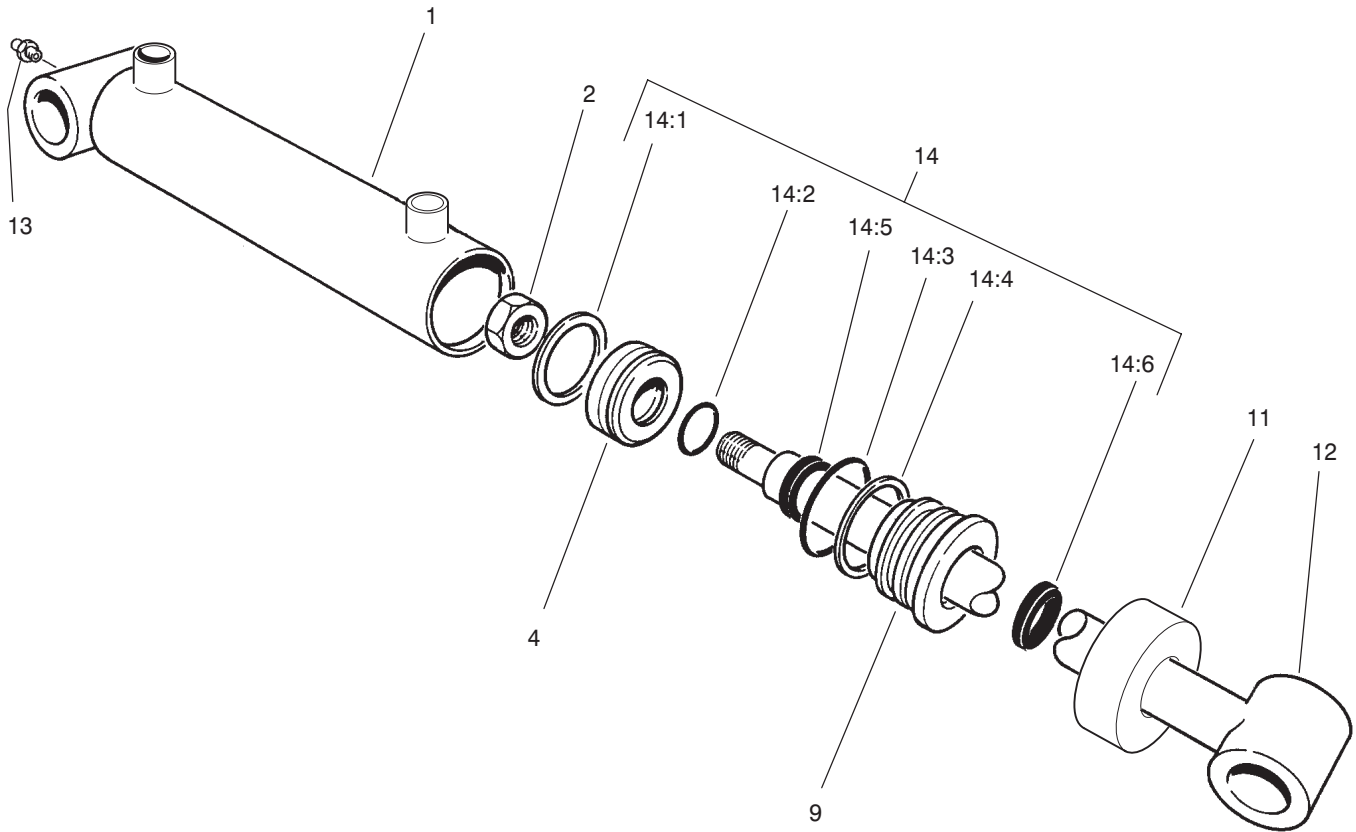


Sheet No.:29

Front No. 4 and No. 5 Lift Arm Assembly

Ref. No.	Part No.	Qty.	Description
1	99-5610	2	Pin
2	98-1880-01	2	Knuckle-Pivot
3	94-8946	2	Washer-Thrust
4	32144-14	2	Screw-HWH
5	100-4872	1	Plate-Switch, Neutral
6	3231-22	1	Screw-CARR
7	104-1450	1	Bolt-CARR
8	94-9998	4	Washer-Thrust
9	94-9974	4	Ring-Retaining
10	105-3359	1	Lift Arm Assembly No. 4
10:2	104-0015	4	Bushing-Flange
10:3	302-5	2	Fitting-Grease
10:4	99-5605	2	Bumper ASM
10:5	3296-29	2	Nut-Lock, NI
10:6	93-6687	1	Decal-Step, No
11	75-5350	2	Pin-Slide, Cylinder
12	95-7158	2	Pin-Pivot
13	340-132	2	Fitting-HYD, 90°
13:1	237-78	1	O-Ring
13:2	237-21	1	O-Ring
14	105-7948	1	HYD Hose ASM
15	105-7945	1	HYD Hose ASM
16	105-3347-03	1	Frame-Carrier, Front
17	328-7	4	Screw-HH
18	3296-51	4	Nut-Lock, NI

Ref. No.	Part No.	Qty.	Description
20	105-0110	1	Lift Arm ASM No. 5
20:2	104-0015	4	Bushing-Flange
20:3	302-5	2	Fitting-Grease
20:4	99-5605	2	Bumper ASM
20:5	3296-29	2	Nut-Lock, NI
20:6	93-6687	1	Decal-Step, No
21	340-92	2	Fitting-HYD, Straight
21:1	237-78	1	O-Ring
21:2	237-21	1	O-Ring
22	33114-020	4	Screw-HH
23	3253-4	4	Washer-Lock
24	99-5621	2	Guide-Hose
25	83-6780-01	2	Pin-Cylinder
26	3296-49	2	Nut-Lock, NI
27	32121-110	2	Pin-Roll, Slotted
28	98-7974	2	Washer-Thrust
29	98-7993	2	Screw-HHF
30	3256-6	2	Washer-Flat
31	3-6781	2	Washer-Thrust
32	76-2980	2	Washer-Thrust
33	283-71	2	Pin-Lynch
34	105-7947	2	HYD Hose ASM
35	100-1270	1	Switch-Proximity
36	99-6986	2	Cylinder-Hydraulic
37	3290-378	2	Tie-Cable
38	98-1852	1	Gauge Bar ASM



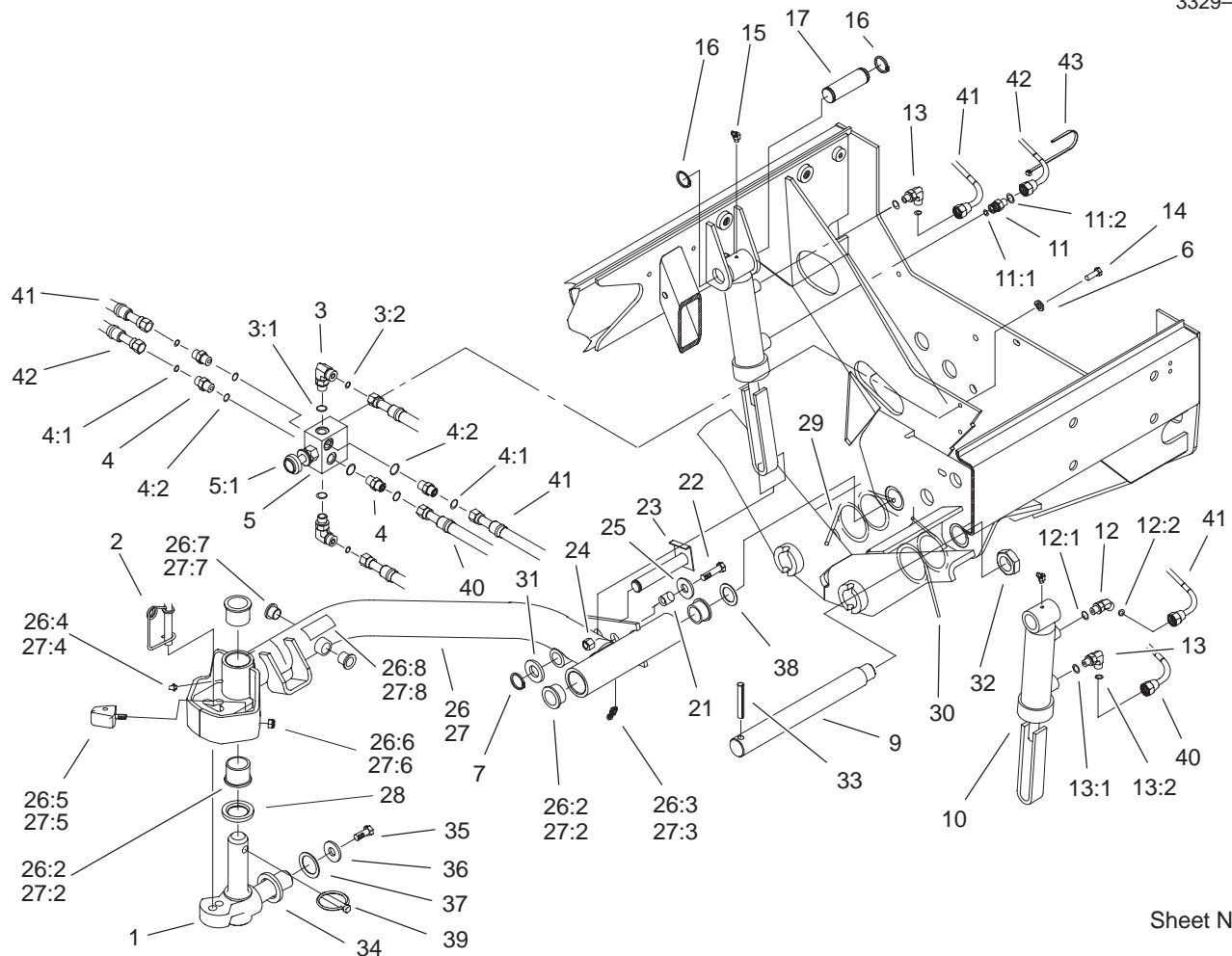
Sheet No.:B9
T-3499

Hydraulic Cylinder Assembly No. 99-6986

Ref. No.	Part No.	Qty.	Description
☆1		1	Barrel
2	32152-10	1	Locknut
☆4		1	Piston
☆9		1	Head
☆11		1	Collar
☆12		1	Shaft W/Clevis
☆13		1	Fitting-Grease
14	100-8023	1	Seal Repair Kit
☆14:1		1	Seal-Psp
☆14:2		1	O-Ring
☆14:3		1	O-Ring
☆14:4		1	Backup
☆14:5		1	Seal-Rod
☆14:6		1	Seal-Dust

Ref. No.	Part No.	Qty.	Description

☆ Not serviced separately



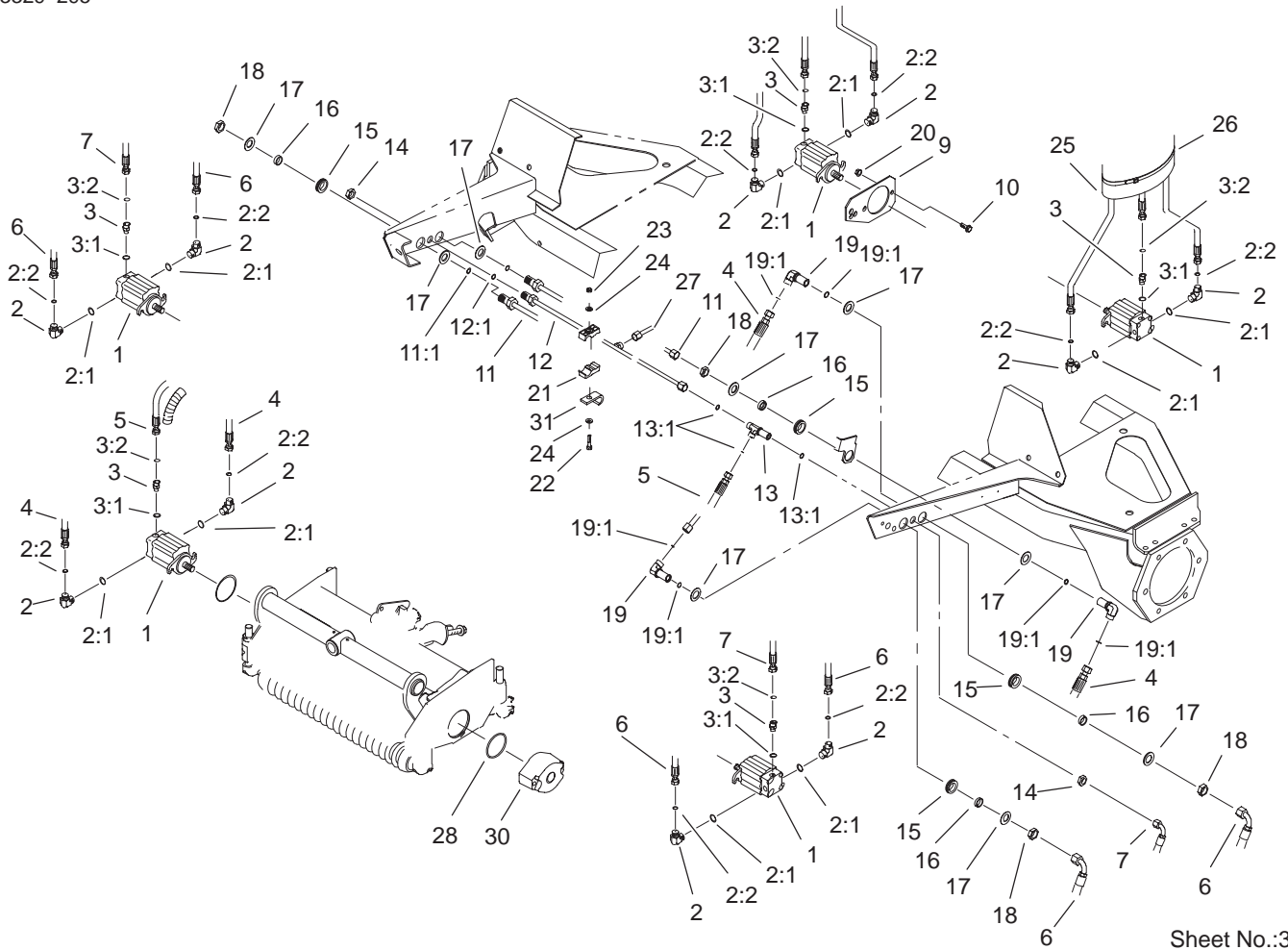
Sheet No.:30

Rear No. 2 and No. 3 Lift Arm Assembly

Ref. No.	Part No.	Qty.	Description
1	98-1880-01	2	Knuckle-Pivot
2	99-5610	2	Pin
3	340-82	2	Adapter
3:1	237-42	1	O-Ring
3:2	237-21	1	O-Ring
4	340-1	4	Adapter
4:1	237-35	1	O-Ring
4:2	237-42	1	O-Ring
5	104-9250	1	Control-Flow
5:1	104-0003	1	Cartridge Kit
*5:1:1	105-3334	1	Seal Kit
*5:1:2	105-7514	1	Cartridge Knob Kit
6	3253-3	2	Washer-Lock
7	94-9974	2	Ring-Retaining
9	95-7158	2	Pin-Pivot
10	99-2550	2	Cylinder-HYD
11	340-92	1	Fitting-HYD, Straight
11:1	237-78	1	O-Ring
11:2	237-21	1	O-Ring
12	340-103	1	Fitting-HYD, 45°
12:1	237-78	1	O-Ring
12:2	237-21	1	O-Ring
13	340-132	2	Fitting-HYD, 90°
13:1	237-78	1	O-Ring
13:2	237-21	1	O-Ring
14	321-4	2	Screw-HH

Ref. No.	Part No.	Qty.	Description
15	302-11	2	Fitting-Lube, 45°
16	32151-36	4	Ring-Retaining
17	92-7548	2	Pin-Cylinder
21	82-6840	2	Spacer
22	322-7	2	Screw-HH
23	99-2560	2	Pin
24	3296-29	2	Nut-Lock, NI
25	3256-3	2	Washer-Flat
26	105-3363	1	Lift Arm ASM No. 3
26:2	104-0015	4	Bushing-Flange
26:3	302-11	1	Fitting-Lube, 45°
26:4	302-5	1	Fitting-Grease
26:5	99-5605	2	Bumper ASM
26:6	3296-29	2	Nut-Lock, NI
26:7	256-287	2	Bushing
26:8	93-6696	1	Decal-Spring, Loaded
27	105-3362	1	Lift Arm ASM No. 2
27:2	104-0015	4	Bushing-Flange
27:3	302-11	1	Fitting-Lube, 45°
27:4	302-5	1	Fitting-Grease
27:5	99-5605	2	Bumper ASM
27:6	3296-29	2	Nut-Lock, NI
27:7	256-287	2	Bushing
27:8	93-6696	1	Decal-Spring, Loaded
28	94-8946	2	Washer-Thrust
29	99-5608	1	Spring-Torsion, RH

* Not illustrated

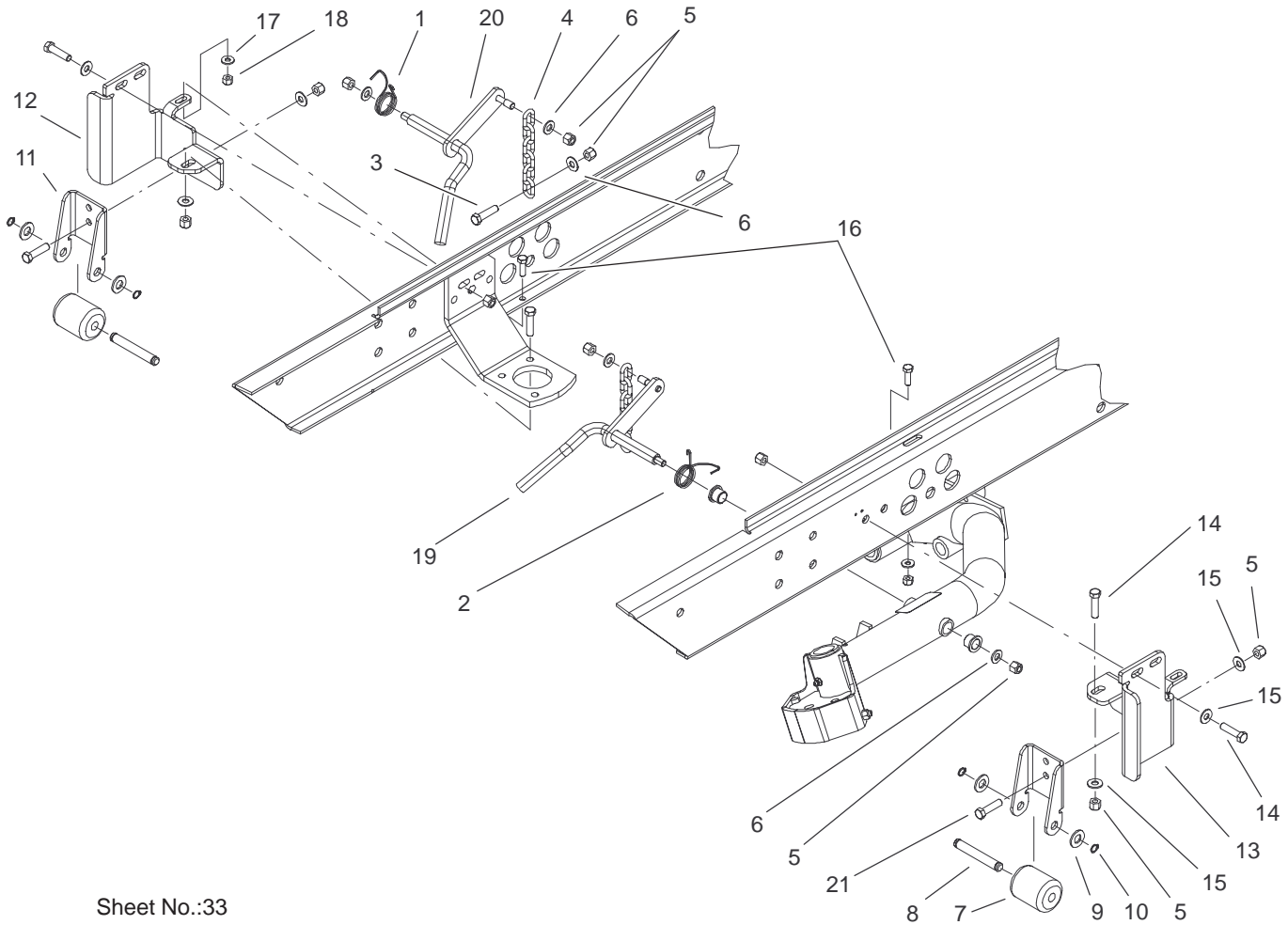


Sheet No.:31

Reel Motor Assembly

Ref. No.	Part No.	Qty.	Description
1	98-9999	5	Motor-Hydraulic
2	340-98	10	Fitting-HYD, 90°
2:1	237-79	1	O-Ring
2:2	237-30	1	O-Ring
3	340-92	5	Fitting-HYD, Straight
3:1	237-78	1	O-Ring
3:2	237-21	1	O-Ring
4	105-7902	2	HYD Hose ASM
5	92-7560	1	HYD Hose ASM
6	105-7901	4	HYD Hose ASM
7	92-7559	2	HYD Hose ASM
10	3234-11	10	Screw-HHF
11	93-4219	1	Tube ASM
11:1	237-30	1	O-Ring
12	93-4223	1	Front Drain Tube ASM
12:1	237-22	2	O-Ring
13	340-68	1	Fitting-Tee, Bulkhead
13:1	237-22	3	O-Ring
14	340-70	2	Nut-Lock
15	240-5	5	Grommet
16	69-8960	5	Spacer
17	69-8930	10	Washer
18	340-127	5	Nut-Bulkhead
19	93-9151	2	Fitting-HYD
19:1	237-30	2	O-Ring
20	32128-43	10	Nut-Flange

Ref. No.	Part No.	Qty.	Description
21	56-7972	4	Clamp-Tube
22	322-7	2	Screw-HH
23	3296-47	2	Nut-Lock, NI
24	3256-23	4	Washer-Flat
25	99-5617	5	Sleeve-Protective
26	3290-379	6	Tie-Cable
27	104-3730	1	Drain Tube ASM
28	93-9783	10	O-Ring
30	105-4011-03	5	Weight-End
31	2412-150	1	J-Clip

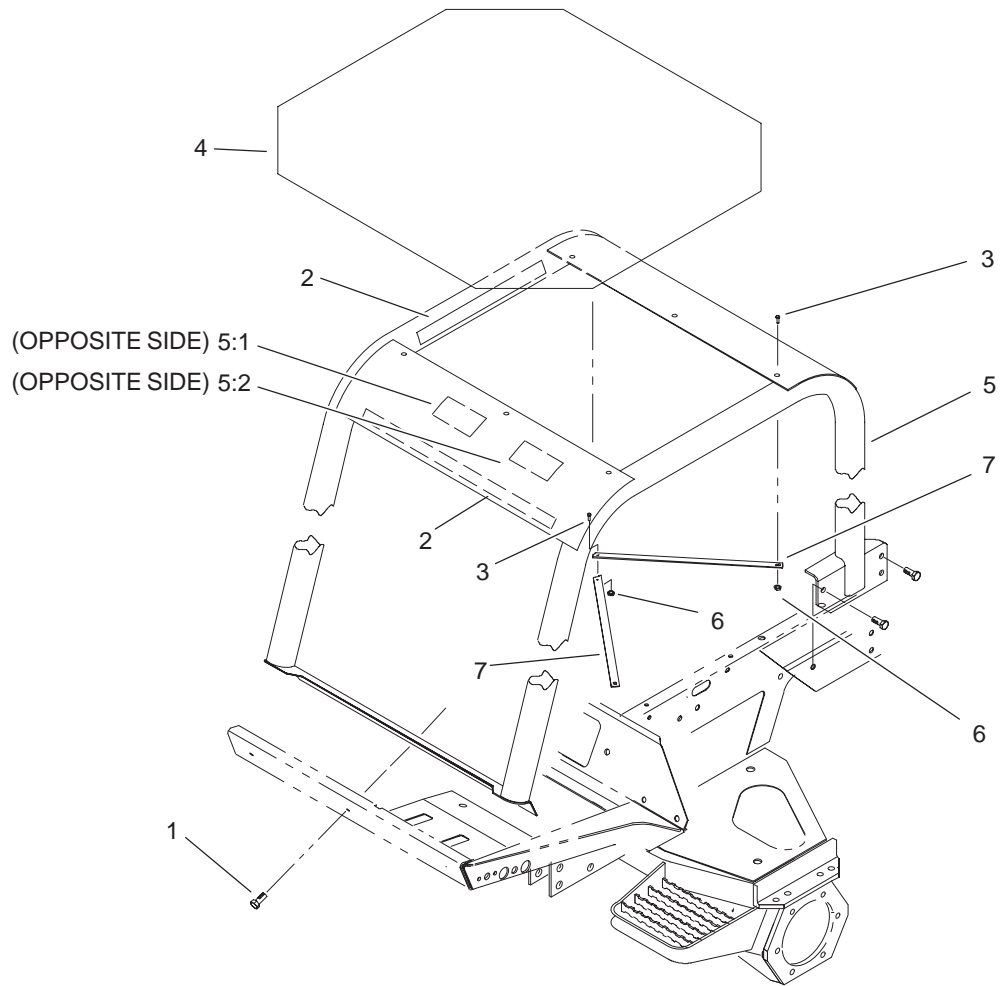


Sheet No.:33

No. 2 and No. 3 Tipper Support Bracket Assembly

Ref. No.	Part No.	Qty.	Description
1	98-3929	1	Spring-Torsion
2	104-1805	1	Spring-Torsion, LH
3	323-7	2	Screw-HH
4	5-1096	2	Chain-Lift
5	3296-39	16	Nut-Lock, NI
6	3256-24	6	Washer-Flat
7	75-5390	2	Roller
8	75-5400	2	Pin-Roller
9	3256-26	4	Washer-Flat
10	32151-61	4	Ring-Retaining
11	100-3892-03	2	Bracket-Tipper, Rear
12	100-3866-03	1	Support-Tipper Bracket, RH
13	100-3867-03	1	Support-Tipper Bracket, LH
14	323-8	6	Screw-HH
15	3256-3	10	Washer-Flat
16	322-5	2	Screw-HH
17	3256-2	2	Washer-Flat
18	3296-29	2	Nut-Lock, NI
19	105-0126-03	1	LH Pivot Rod ASM
20	105-0127-03	1	RH Pivot Rod ASM
21	323-6	4	Screw-HH

Ref. No.	Part No.	Qty.	Description

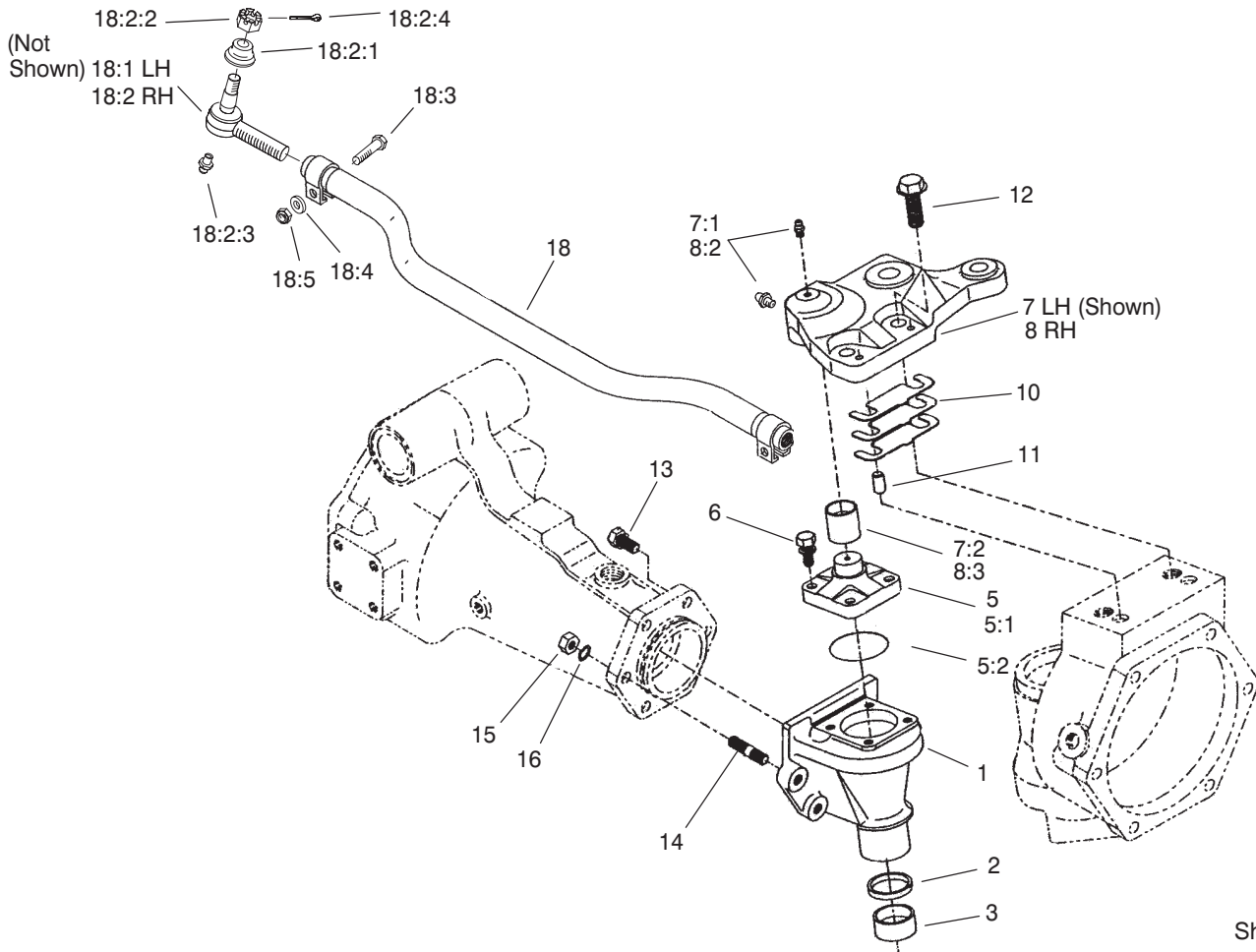


Sheet No.:34

(ROPS) Roll-Over-Protection-System Assembly (only on: 03807)

Ref. No.	Part No.	Qty.	Description
1	33106-035	3	Screw-HHF
2	93-9157	4	Velcro-Hook
3	33104-030	5	Screw-HHF
4	93-9160	1	Cover-Rops
5	94-2643	1	Rops ASM
5:1	93-8050	1	Decal-Roof, Rops
5:2	92-7540	1	Decal-Rops
6	33024-00	5	Nut-Lock
7	93-9159	2	Strap-Cover

Ref. No.	Part No.	Qty.	Description



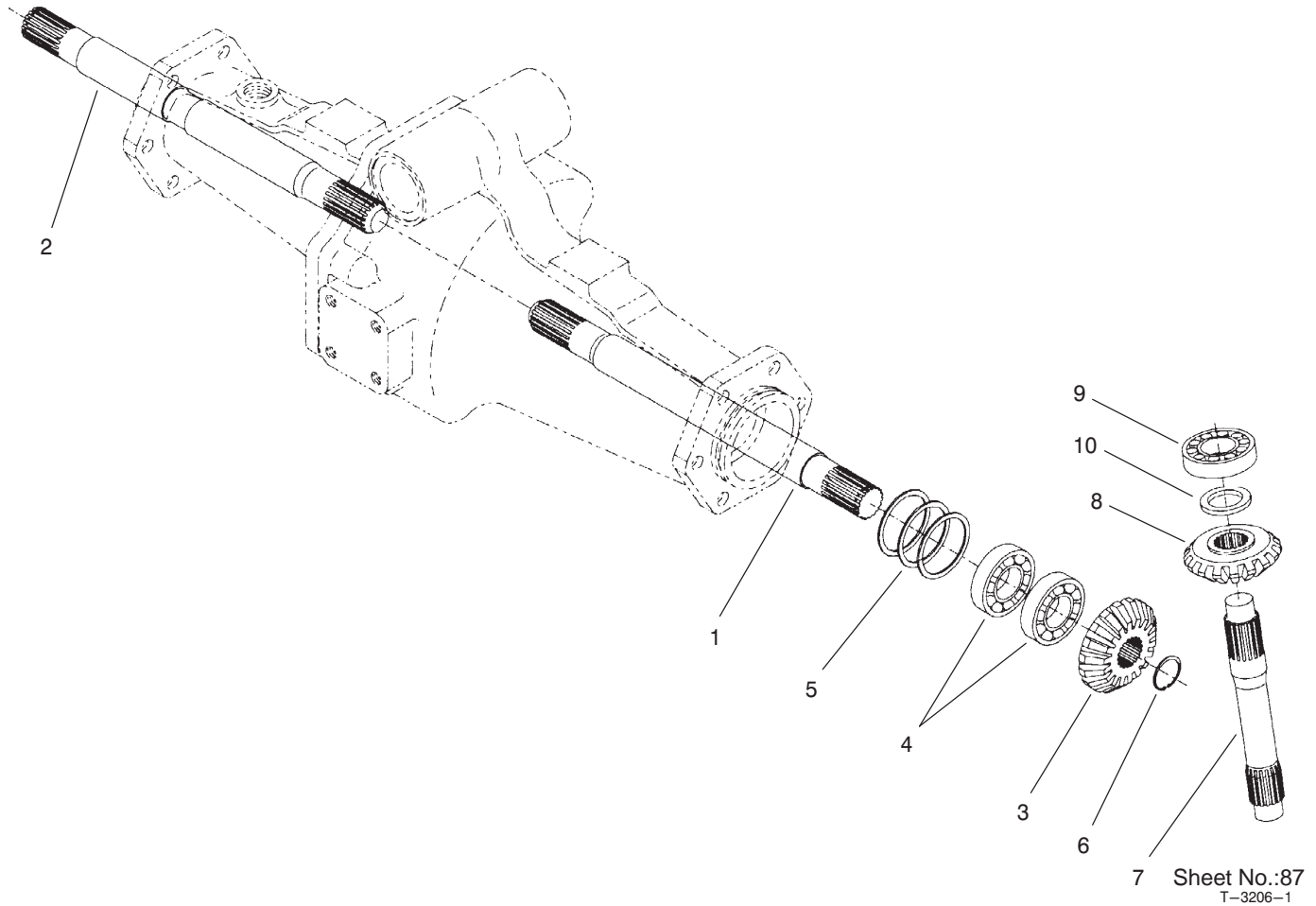
Sheet No.:86
T-3503

Rear Axle Assembly No. 100-3784 (Continued) Bevel Gear Case Assembly

Ref. No.	Part No.	Qty.	Description
1	95-7538	2	Case-Bevel Gear
2	100-2557	2	Seal-Oil
3	104-2378	2	Bushing
5	104-2376	2	Knuckle ASM
5:1	104-2373	1	Knuckle
5:2	104-2372	1	O-Ring
6	104-2374	8	Bolt
7	100-3768	1	LH Steering Arm ASM
7:1	302-5	2	Fitting-Grease
7:2	104-8634	1	Bushing
8	100-3766	1	RH Steering Arm ASM
8:2	302-5	2	Fitting-Grease
8:3	104-8634	1	Bushing
10	95-7547	2	Shim 0.1
10	95-7548	2	Shim 0.2
10	95-7549	2	Shim 0.4
11	99-7597	4	Pin-Dowel
12	104-2375	4	Bolt
13	99-7599	8	Bolt
14	99-7525	4	Stud
15	99-7526	4	Nut
16	99-7527	4	Washer-Spring
18	100-3762	1	Tie Rod ASM
*18:1	100-3851	1	LH Tie Rod End ASM

Ref. No.	Part No.	Qty.	Description
*18:1:1	100-3853	1	Cover-Dust
*18:1:2	100-3854	1	Nut-Castle
*18:1:3	302-5	1	Fitting-Grease
*18:1:4	3272-11	1	Pin-Cotter
18:2	100-3852	1	RH Tie Rod End ASM
18:2:1	100-3853	1	Cover-Dust
18:2:2	100-3854	1	Nut-Castle
18:2:3	302-5	1	Fitting-Grease
18:2:4	3272-11	1	Pin-Cotter
18:3	100-3855	2	Bolt
18:4	99-7527	2	Washer-Spring
18:5	99-7526	2	Nut

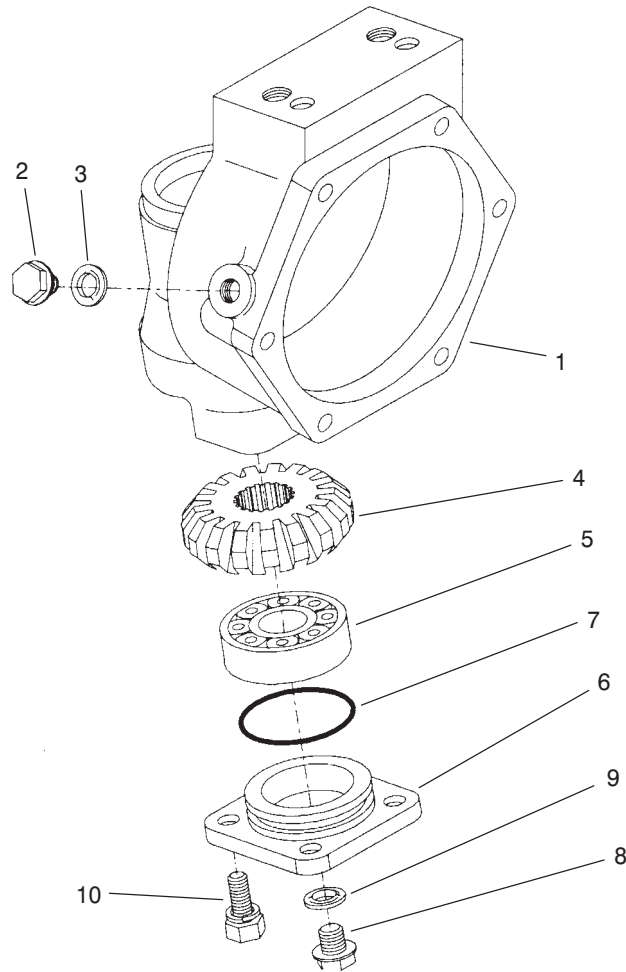
* Not illustrated



Rear Axle Assembly No. 100-3784 (Continued) Bevel Gear Shaft Assembly

Ref. No.	Part No.	Qty.	Description
1	95-7509	1	Shaft-Gear, Differential
2	95-7512	1	Shaft-Gear, Differential
3	95-7517	2	Gear-15 Tooth Bevel
4	99-7530	4	Bearing-Ball
5	99-7552	2	Shim 0.1
5	99-7553	2	Shim 0.2
5	99-7554	2	Shim 0.5
6	99-7531	2	Clip
7	95-7529	2	Shaft-Bevel Gear
8	95-7519	2	Gear-17 Tooth Bevel
9	99-7532	2	Bearing-Taper Roller
10	99-7558	2	Collar

Ref. No.	Part No.	Qty.	Description



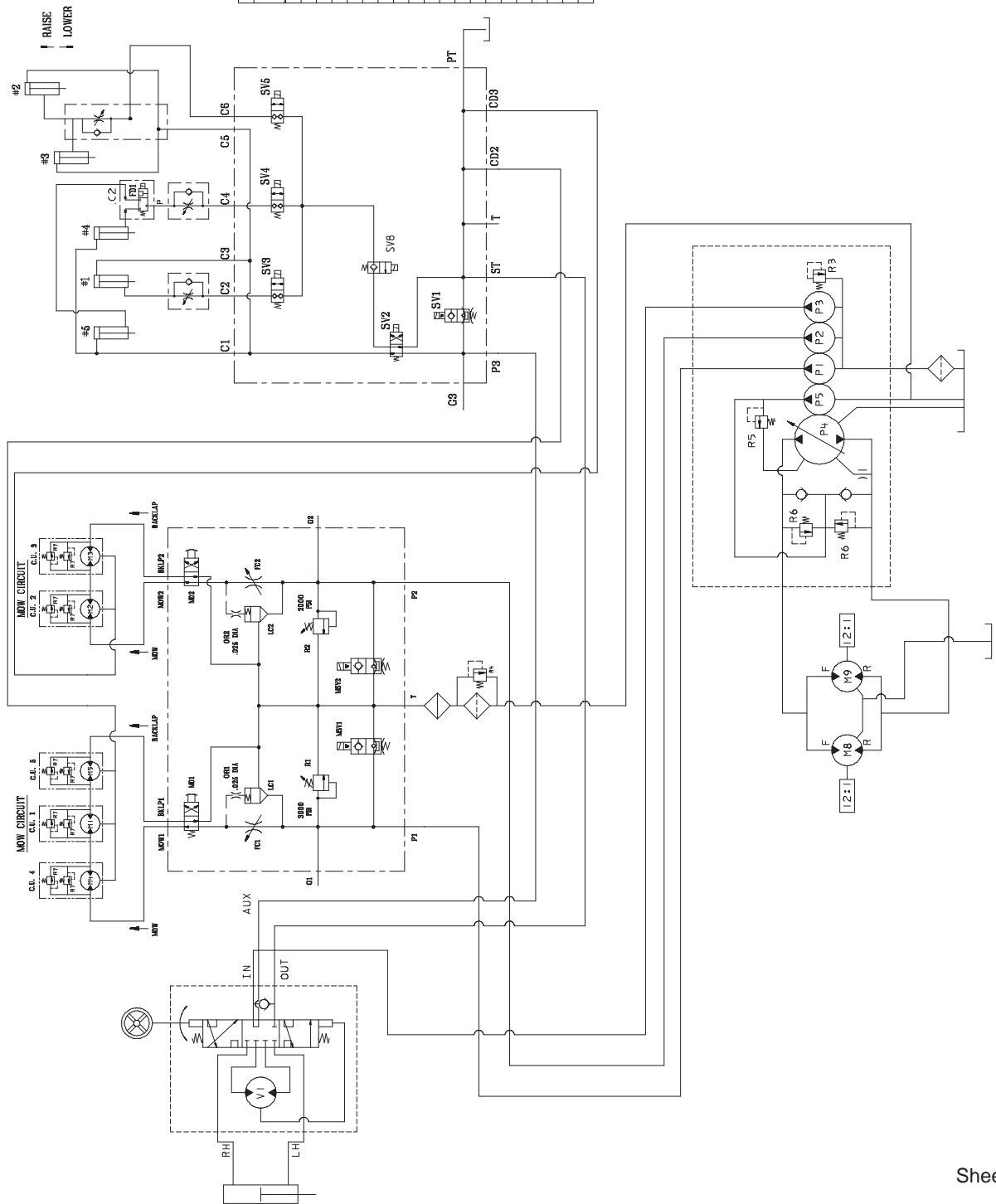
Sheet No.:88
T-3207-1

Rear Axle Assembly No. 100-3784 (Continued) Axle Case Assembly

Ref. No.	Part No.	Qty.	Description
1	95-7531	2	Case-Axle
2	99-7535	2	Plug
3	99-7536	2	Washer-Seal
4	95-7527	2	Gear-17 Tooth Bevel
5	99-7532	2	Bearing-Taper Roller
6	100-2560	2	Cover
7	100-2561	2	O-Ring
8	99-7589	2	Plug
9	99-7590	2	Washer-Seal
10	100-2562	8	Bolt

Ref. No.	Part No.	Qty.	Description

2 Wheel Drive Hydraulic Schematic (Model 03806 Only)

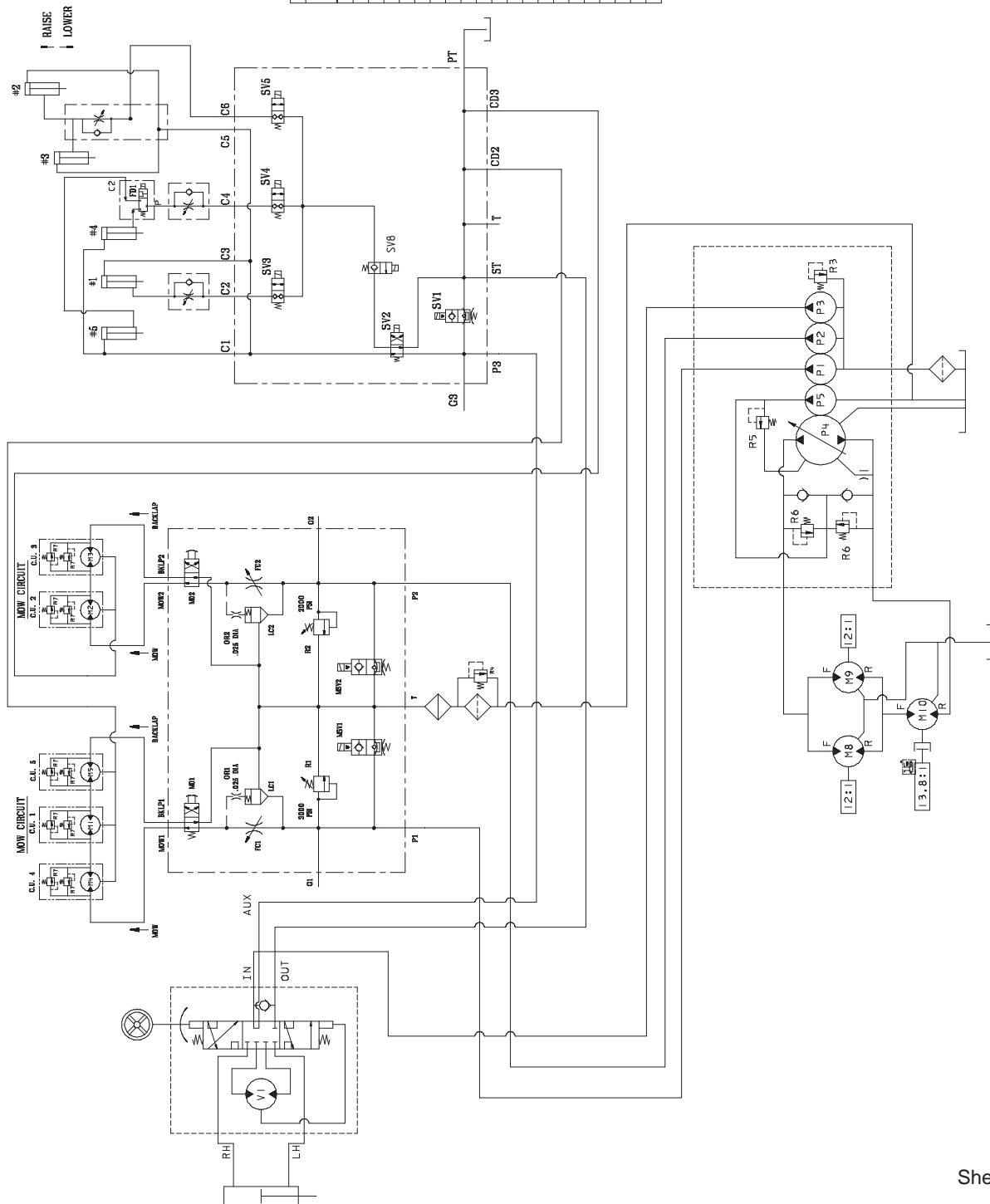


DISPLACEMENT, FLOW RATE, AND PRESSURE CHART

COMPONENT	DISPLACEMENT in ³ /rev	cm ³ /rev	PRESSURE lbs/in ²	BARS	FLOW RATE * GPM	LPM
P1	.66	10.8			8.4	31.8
P2	.40	6.6			5.1	19.3
P3	2.48	40.6			31.6	119.5
P4	.84	13.8			10.7	40.5
M1	1.16	19				
M2	1.16	19				
M3	1.16	19				
M4	1.16	19				
M5	1.16	19				
M8	2.01	32.9				
M9	2.01	32.9				
V1	6.1	100				
R1			3000	207		
R2			2000	138		
R3			1500	104		
R4			50	3.5		
R5			250	17.2		
R6			4000	276		
R7			1500	103		

* FLOW RATE CALCULATED AT 3000 RPM AND 98% EFFICIENCY.

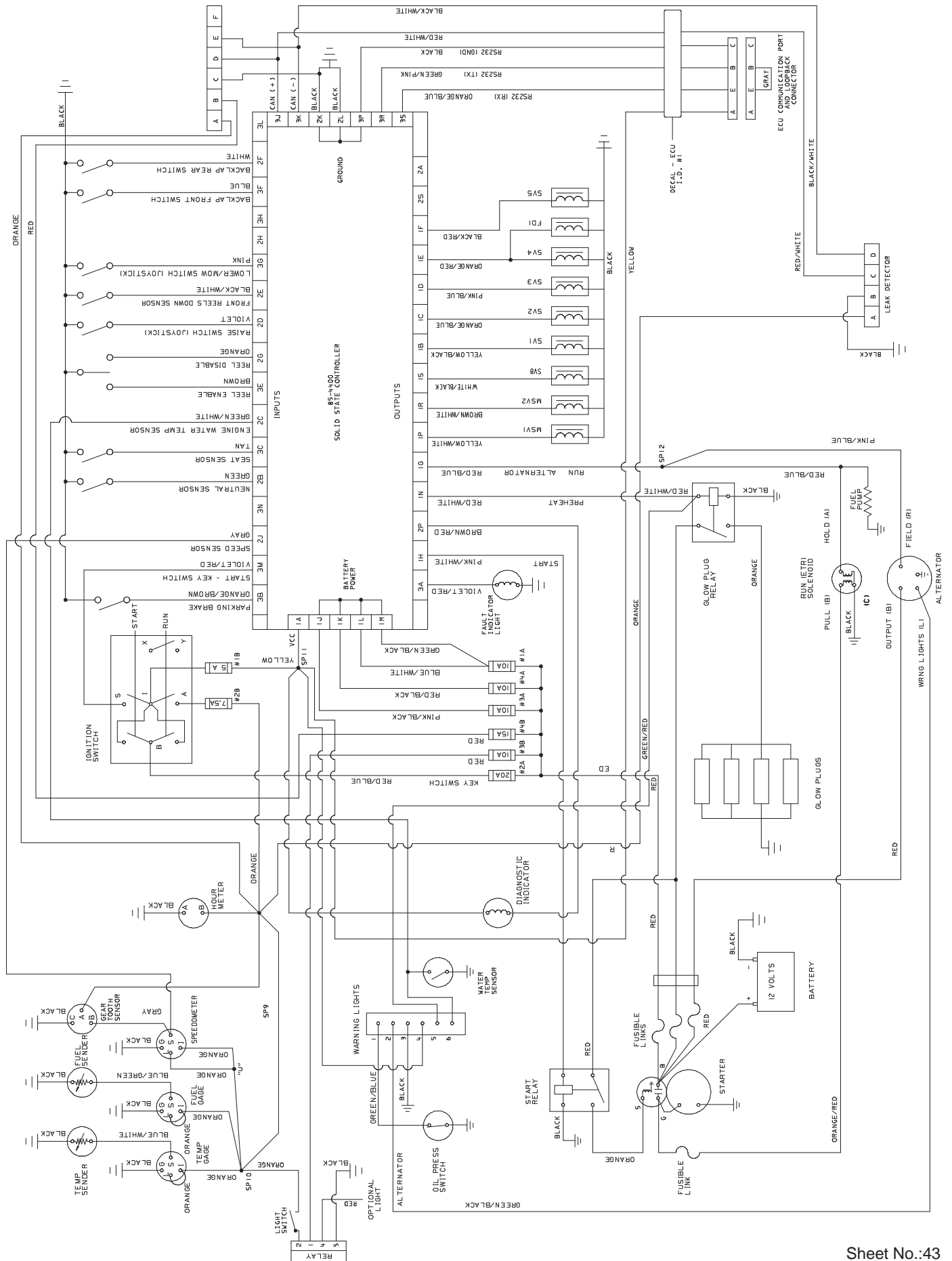
4 Wheel Drive Hydraulic Schematic (Model 03807 Only)

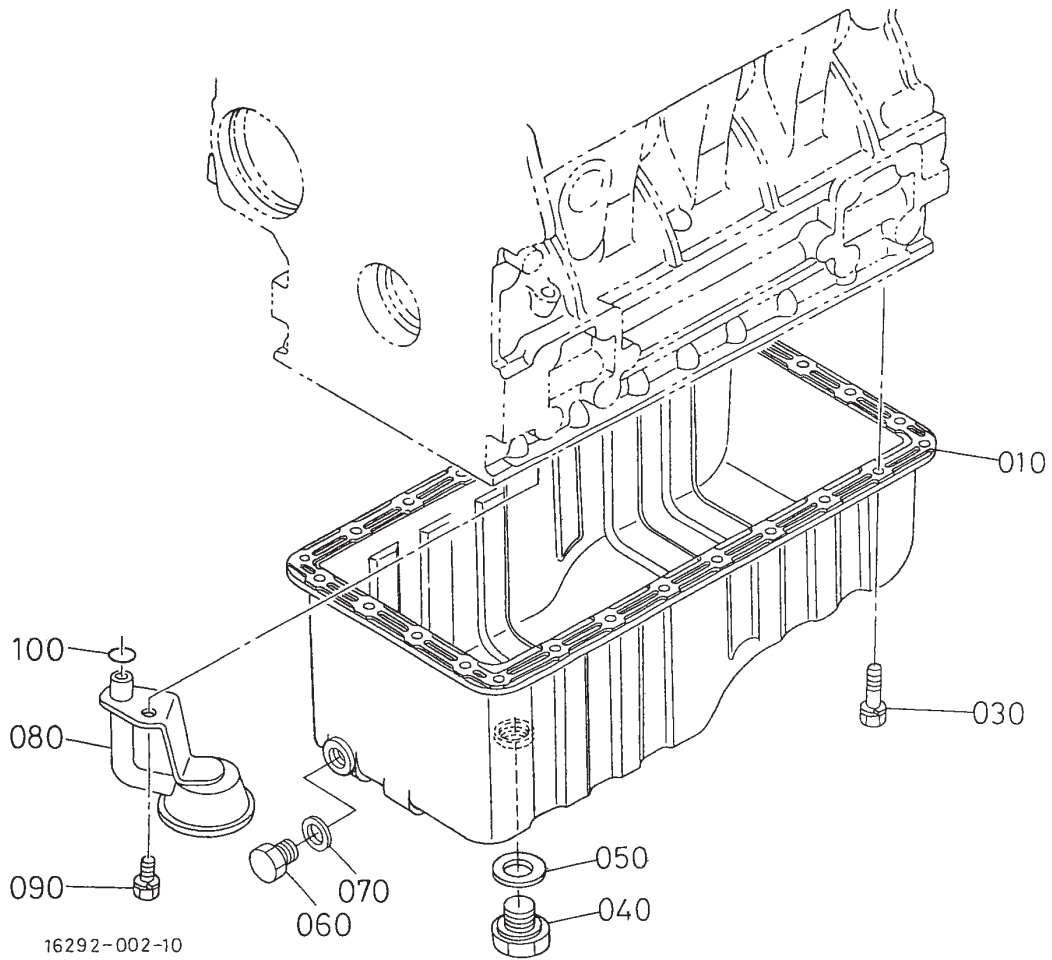


COMPONENT	DISPLACEMENT		PRESSURE		FLOW RATE *	
	in ³ /rev	cm ³ /rev	lbs/in ²	BARS	GPM	LPM
P1	.66	10.8			8.4	31.8
P2	.66	10.8			8.4	31.8
P3	.40	6.6			5.1	19.3
P4	2.48	40.6			31.6	119.5
P5	.84	13.8			10.7	40.5
M1	1.16	19				
M2	1.16	19				
M3	1.16	19				
M4	1.16	19				
M5	1.16	19				
M8	2.01	32.9				
M9	2.01	32.9				
M10	2.48	40.6				
V1	6.1	100				
R1			3000	207		
R2			2000	138		
R3			1500	104		
R4			50	3.5		
R5			250	17.2		
R6			4000	276		
R7			1500	103		

* FLOW RATE CALCULATED AT 3000 RPM AND 98% EFFICIENCY.

Electrical Schematic



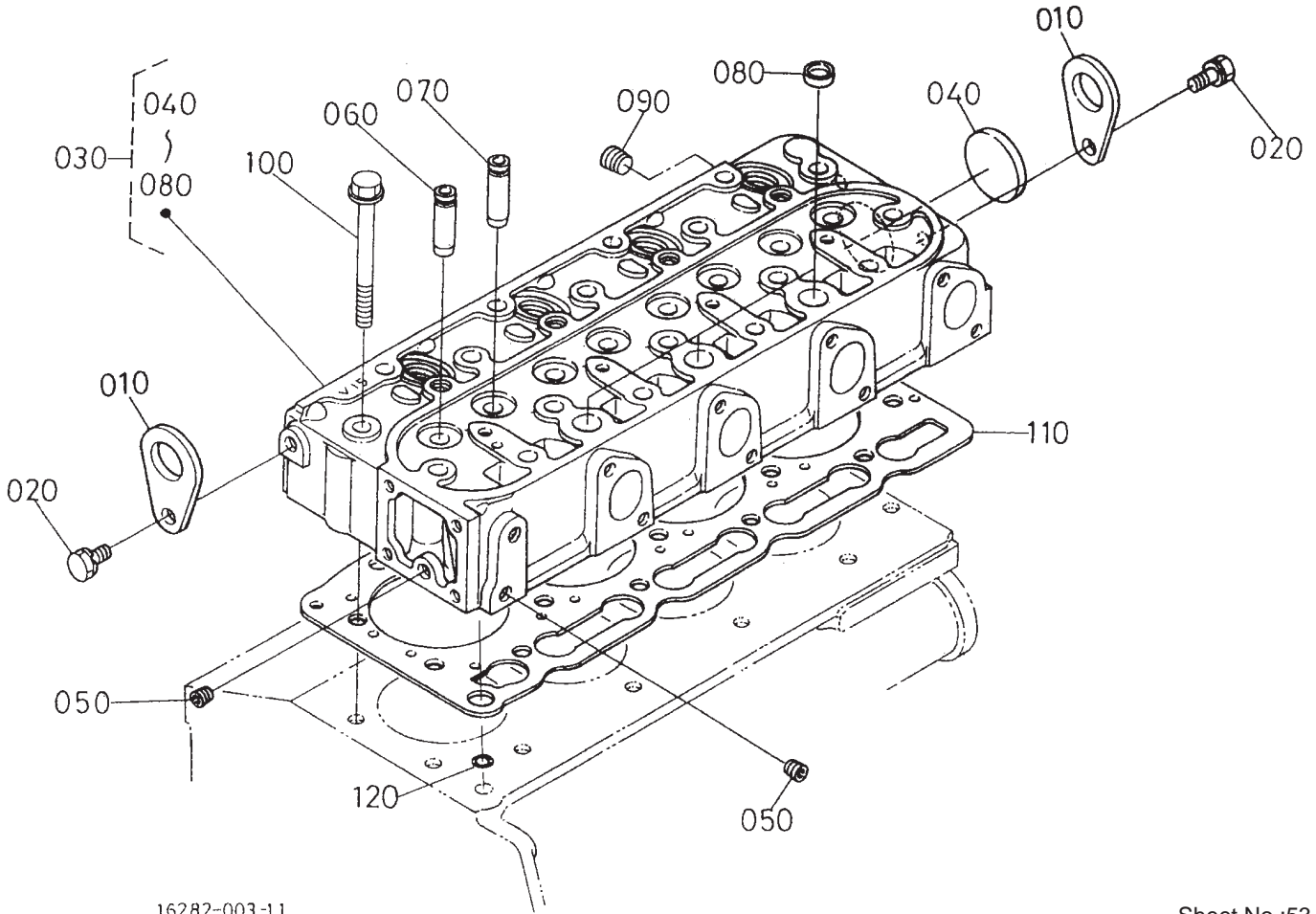


Sheet No.:52

Oil Pan Assembly

Ref. No.	Part No.	Qty.	Description
010	105-3702	1	Pan-Oil, Complete
030	98-9350	2	Bolt
040	105-3703	1	Plug-Drain
050	98-9399	1	Gasket
060	98-9386	1	Plug
070	98-7524	1	Gasket
080	105-3704	1	Filter-Oil
090	98-7526	1	Bolt
100	105-3776	1	O-Ring

Ref. No.	Part No.	Qty.	Description



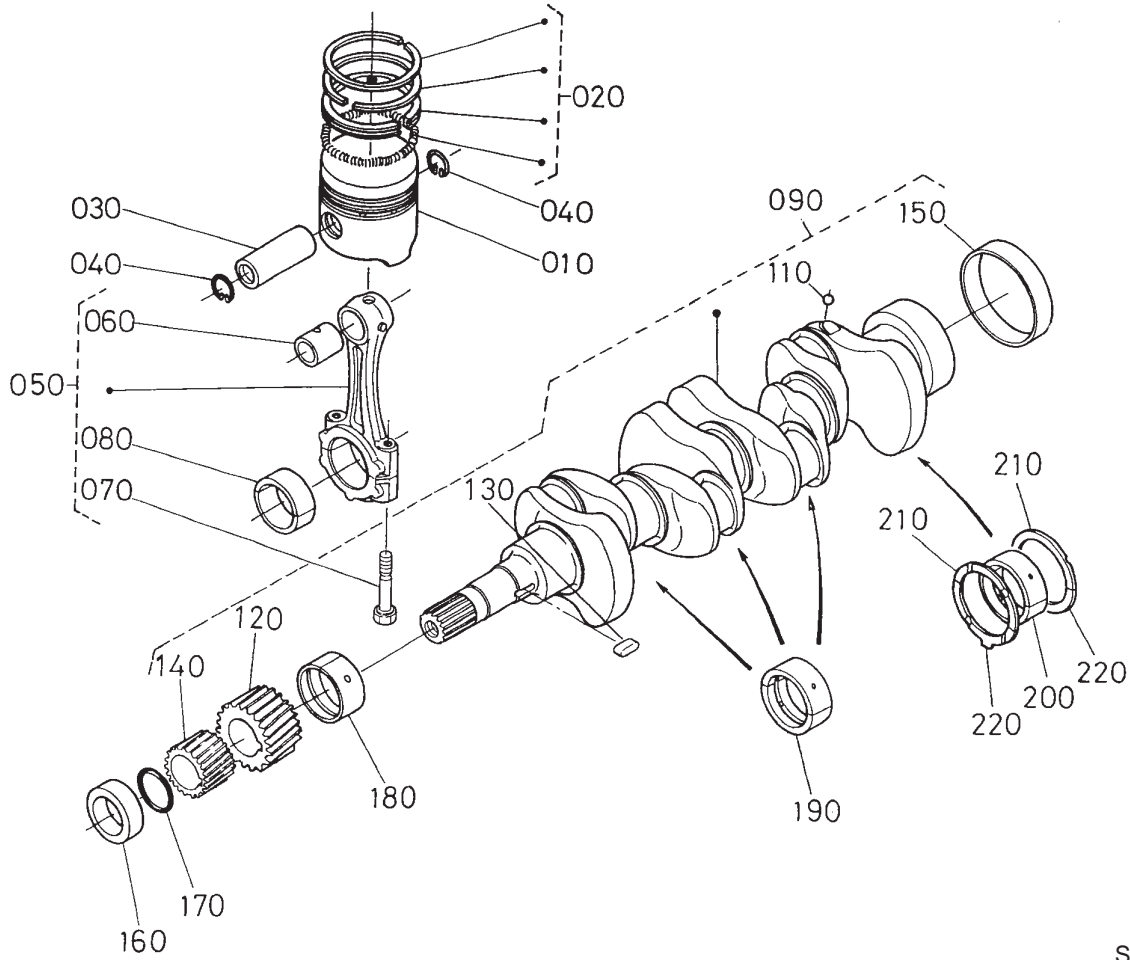
16282-003-11

Sheet No.:53

Cylinder Head Assembly

Ref. No.	Part No.	Qty.	Description
010	98-7531	2	Hook-Engine
020	100-9195	2	Bolt
030	105-3775	1	Head-Cylinder, Complete
040	105-3705	1	Cap-Sealing
050	98-7540	2	Cap-Sealing
060	98-9499	4	Guide-Valve, Inlet
070	98-9500	4	Guide-Valve, Exhaust
080	98-9389	3	Cap-Sealing
090	98-9444	1	Plug
100	98-9479	1	Bolt-Head, Cylinder
110	105-3706	1	Gasket-Head, Cylinder
120	98-7509	1	O-Ring

Ref. No.	Part No.	Qty.	Description

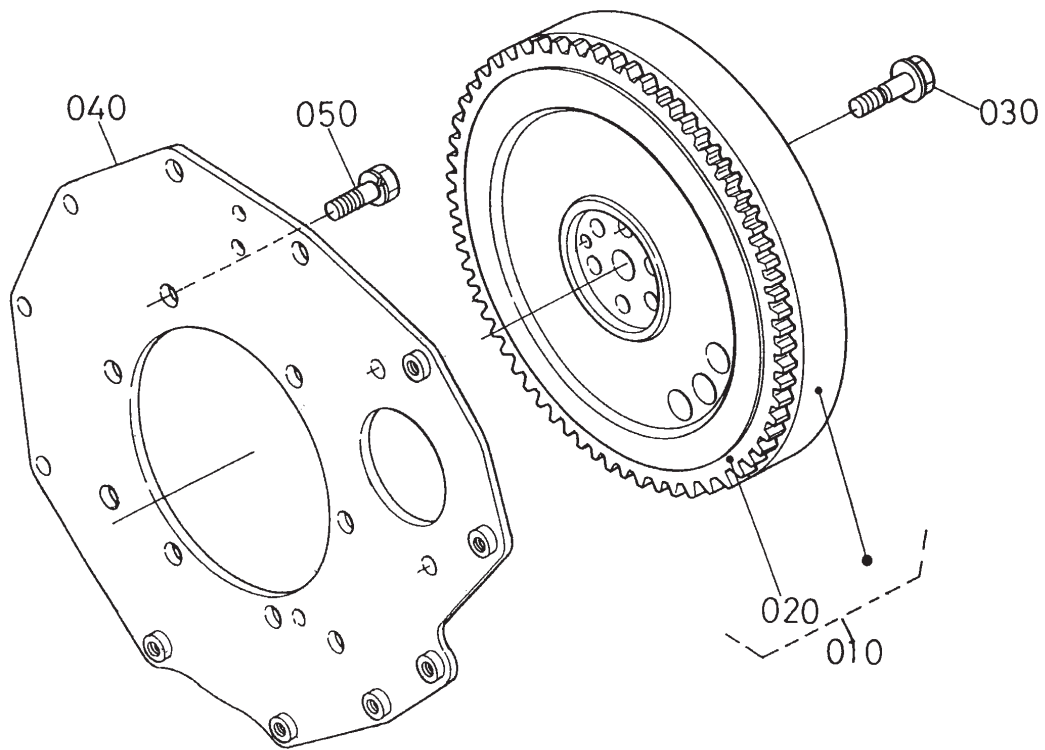


Sheet No.:59

Piston and Crankshaft Assembly

Ref. No.	Part No.	Qty.	Description
010	98-9550	4	Piston (STD)
020	98-9551	4	Piston Ring ASM (STD)
020	98-9619	4	Piston Ring ASM (0.5mm)
030	98-9513	4	Pin-Piston
040	98-9514	8	Clip-Circular, Piston Pin
050	98-9552	4	Connecting Rod ASM
060	98-9515	4	Bushing-Pin, Piston
070	98-9517	8	Bolt-Rod, Connecting
080	98-9520	4	Bearing-Rod (0.4mm)
080	98-9519	4	Bearing-Rod (0.2mm)
080	98-9553	4	Bearing-Rod (STD)
090	105-3718	1	Crankshaft-Complete
110	98-7473	4	Ball
120	98-9532	1	Gear-Crankshaft
130	98-9666	1	Key
140	98-9542	1	Gear-Drive, Oil Pump
150	98-9522	1	Sleeve-Crankshaft
160	98-9521	1	Collar-Crankshaft
170	98-9373	1	O-Ring
180	98-9529	1	Bearing-Main (0.4mm)
180	98-9528	1	Bearing-Main (0.2mm)
180	98-9554	1	Bearing-Main (STD)
190	98-9531	3	Bearing-Main (0.4mm)

Ref. No.	Part No.	Qty.	Description
190	98-9530	3	Bearing-Main (0.2mm)
190	98-9524	3	Metal-Crankshaft (STD Set)
200	105-3720	1	Metal-Crankshaft (.4mm)
200	105-3719	1	Metal-Crankshaft (.2mm)
200	98-9556	1	Bearing-Main (STD)
210	98-9415	2	Bearing-Thrust (0.4mm)
210	98-9414	2	Bearing-Thrust (0.2mm)
210	99-6864	2	Metal-Side (STD)
220	99-6869	2	Metal-Side, O/S (0.4mm)
220	99-6868	2	Metal-Side, O/S (0.2mm)
220	99-6867	2	Metal-Side (STD)



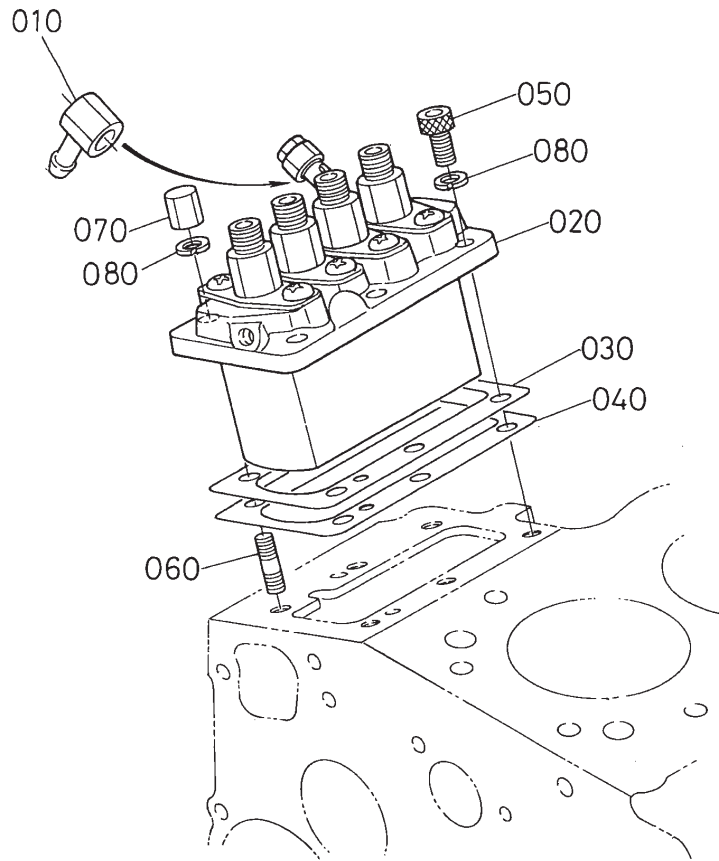
16615-009-10

Sheet No.:60

Flywheel Assembly

Ref. No.	Part No.	Qty.	Description
010	105-3721	1	Flywheel-Complete
020	105-3722	1	Gear-Ring
030	98-9537	6	Bolt-Flywheel
040	98-9486	1	Plate-End, Rear
050	98-9392	8	Bolt

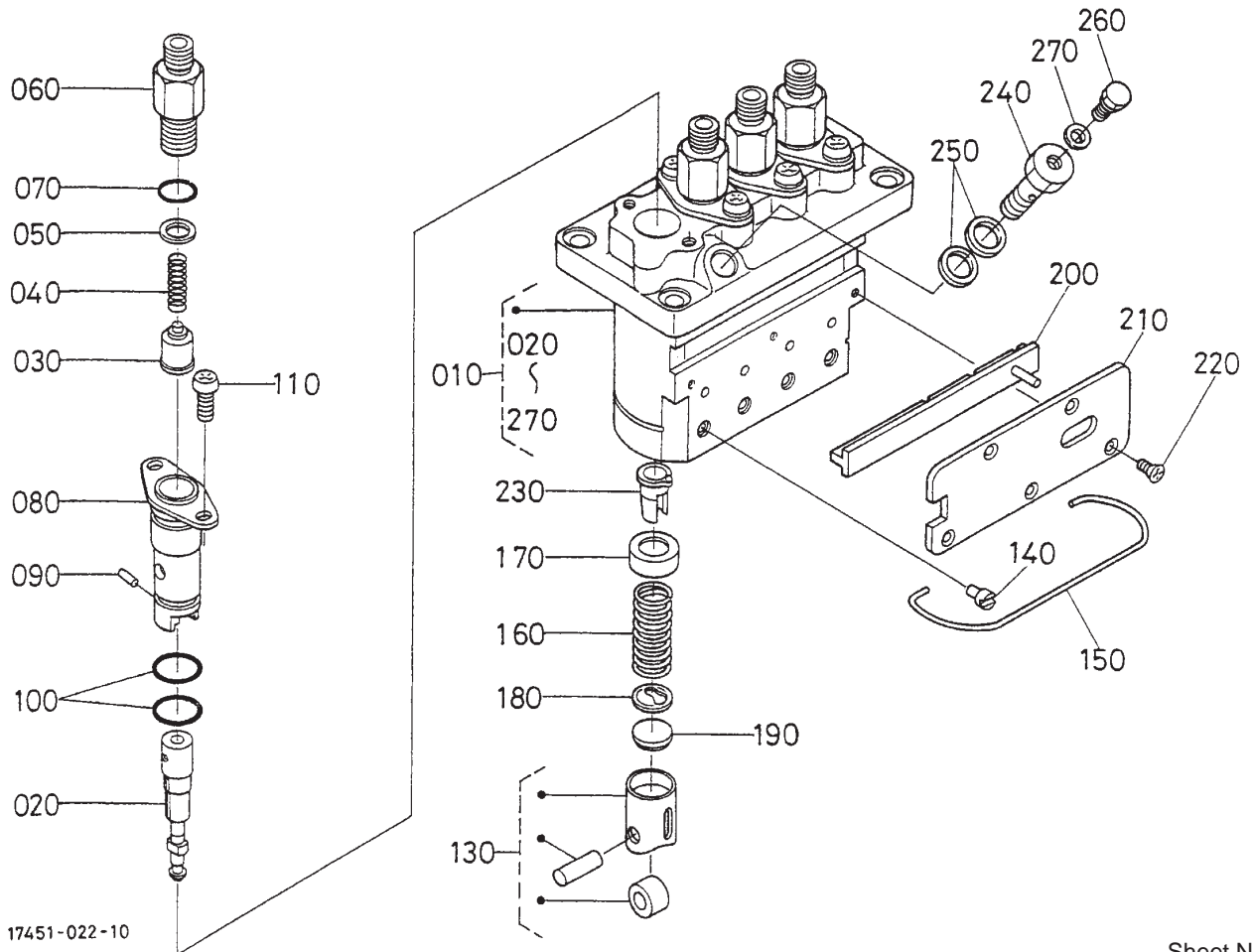
Ref. No.	Part No.	Qty.	Description



Sheet No.:63

Injection Pump Assembly

Ref. No.	Part No.	Qty.	Description	Ref. No.	Part No.	Qty.	Description
010	98-9596	1	Joint-Eye				
020	105-3727	1	Injection Pump ASM				
030	105-3729	1	Shim-Pump, Injection (.25mm)				
030	105-3728	1	Shim-Pump, Injection (.20mm)				
040	105-3730	1	Shim-Pump, Injection (.30mm)				
050	98-9361	3	Bolt-HSH				
060	98-9438	3	Stud				
070	98-9440	3	Nut-Cap				
080	98-7699	6	Washer-Spring				



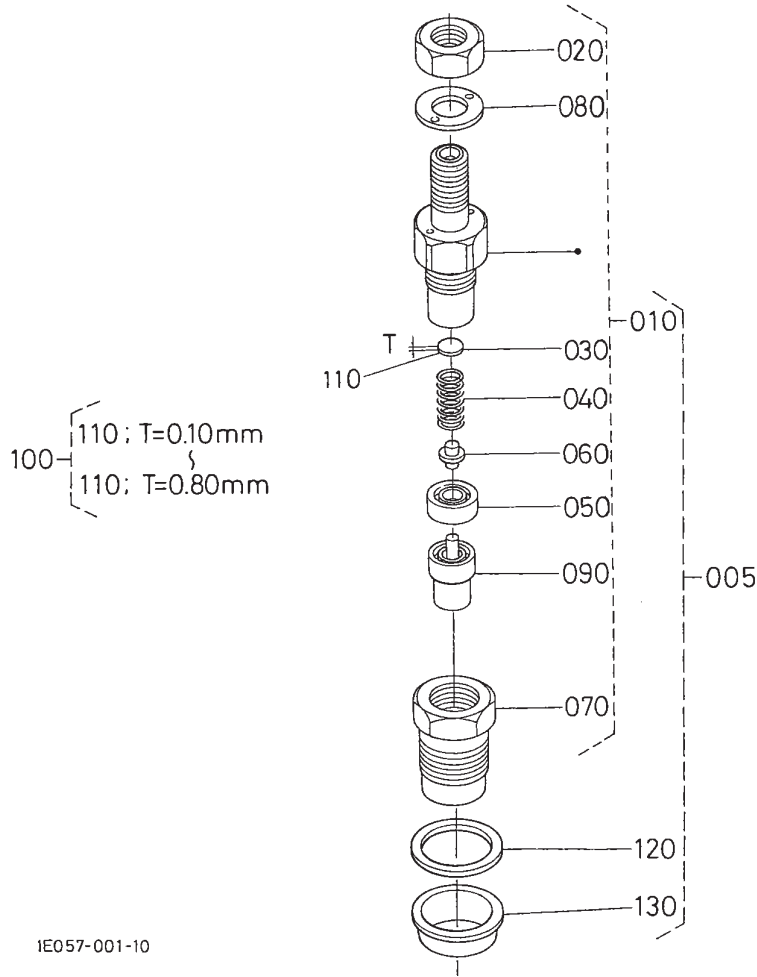
17451-022-10

Sheet No.:64

Injection Pump Component Assembly

Ref. No.	Part No.	Qty.	Description
010	105-3727	1	Injection Pump ASM
020	98-9462	4	Element-Pump
030	98-9421	4	Valve-Delivery
040	98-9424	4	Spring-Valve, Delivery
050	98-9425	4	Gasket-Valve, Delivery
060	98-9652	4	Holder-Valve, Delivery
070	98-9447	4	O-Ring
080	98-9434	4	Flange-Sleeve
090	98-9443	4	Pin-Joint
100	98-9423	8	O-Ring
110	105-2892	8	Screw
130	98-9422	4	Tappet ASM
140	98-9426	4	Pin-Guide, Tappet
150	105-3732	1	Pin-Clamp
160	98-9428	4	Spring-Plunger
170	98-9427	4	Seat-Spring, Upper
180	98-9429	4	Seat-Spring, Lower
190	98-9433	4	Shim
200	105-3733	1	Rack-Control
210	105-3734	1	Plate
220	98-9442	5	Screw
230	98-9432	4	Sleeve-Control
240	98-9464	1	Bolt-Joint
250	98-9445	2	Gasket

Ref. No.	Part No.	Qty.	Description
260	98-9430	1	Screw
270	98-9446	1	Gasket



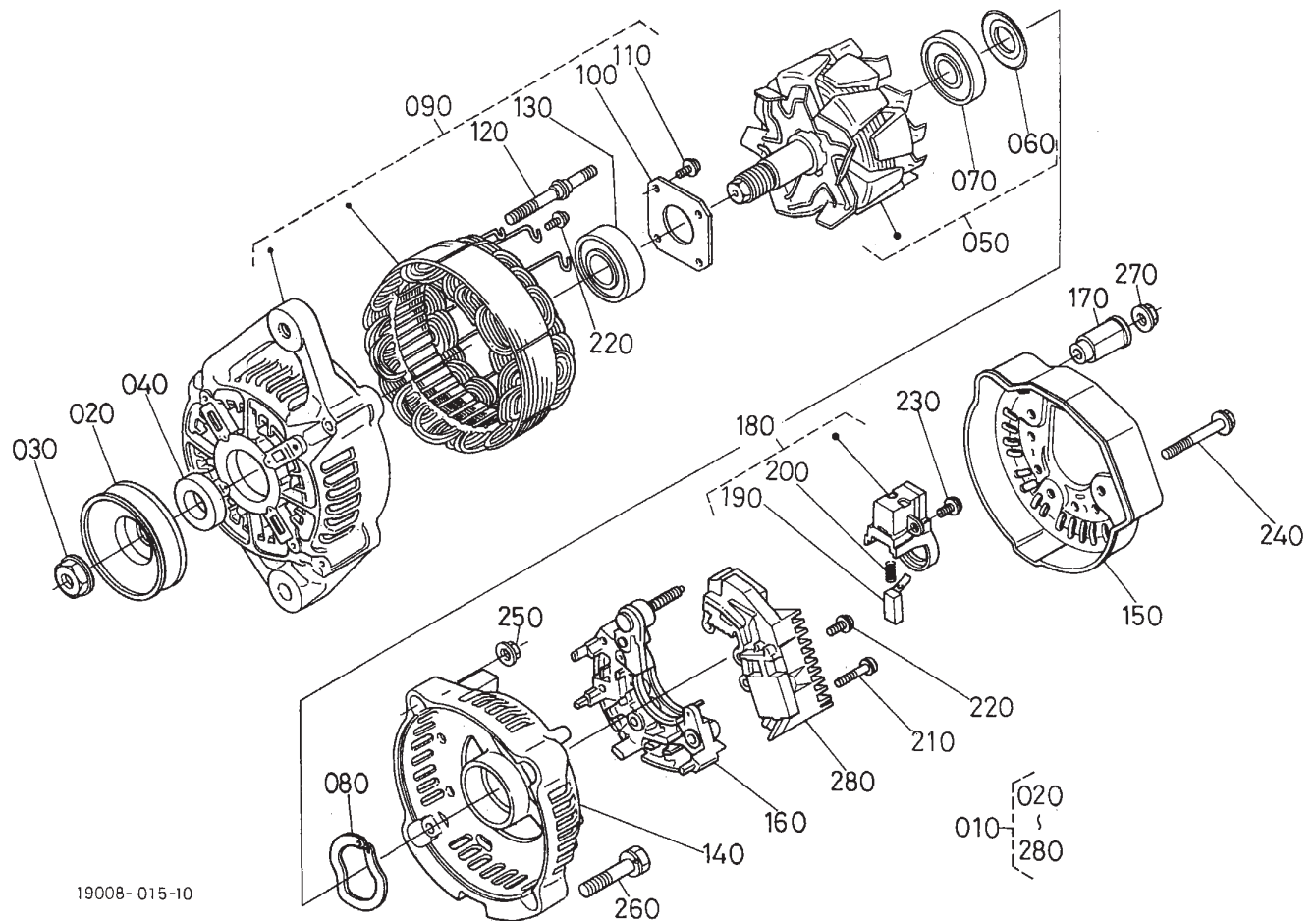
1E057-001-10

Sheet No.:67

Nozzle Holder Component Assembly

Ref. No.	Part No.	Qty.	Description
005	105-3740	4	Kit-Holder, Nozzle
010	98-9468	4	Nozzle Holder ASM
020	99-8301	4	Nut
030	99-8302	4	Washer-Adjusting
040	99-8303	4	Spring-Nozzle
050	99-8304	4	Spacer-Distance
060	99-8305	4	Rod-Push
070	99-8306	4	Nut-Nozzle
080	99-8307	4	Washer-Plain
090	99-8308	4	Piece-Nozzle
100	99-8309	4	Adjusting Washer ASM
110	99-8315	4	Washer-Adjust (0.52mm)
110	99-8316	4	Washer-Adjust (0.54mm)
110	99-8317	4	Washer-Adjust (0.56mm)
110	99-8318	4	Washer-Adjust (0.58mm)
110	99-8319	4	Washer-Adjust (0.80mm)
110	99-8310	4	Washer-Adjust (0.10mm)
110	99-8311	4	Washer-Adjust (0.20mm)

Ref. No.	Part No.	Qty.	Description
110	99-8312	4	Washer-Adjust (0.30mm)
110	99-8313	4	Washer-Adjust (0.40mm)
110	99-8314	4	Washer-Adjust (0.50mm)
120	98-7676	4	Gasket
130	98-7677	4	Seal

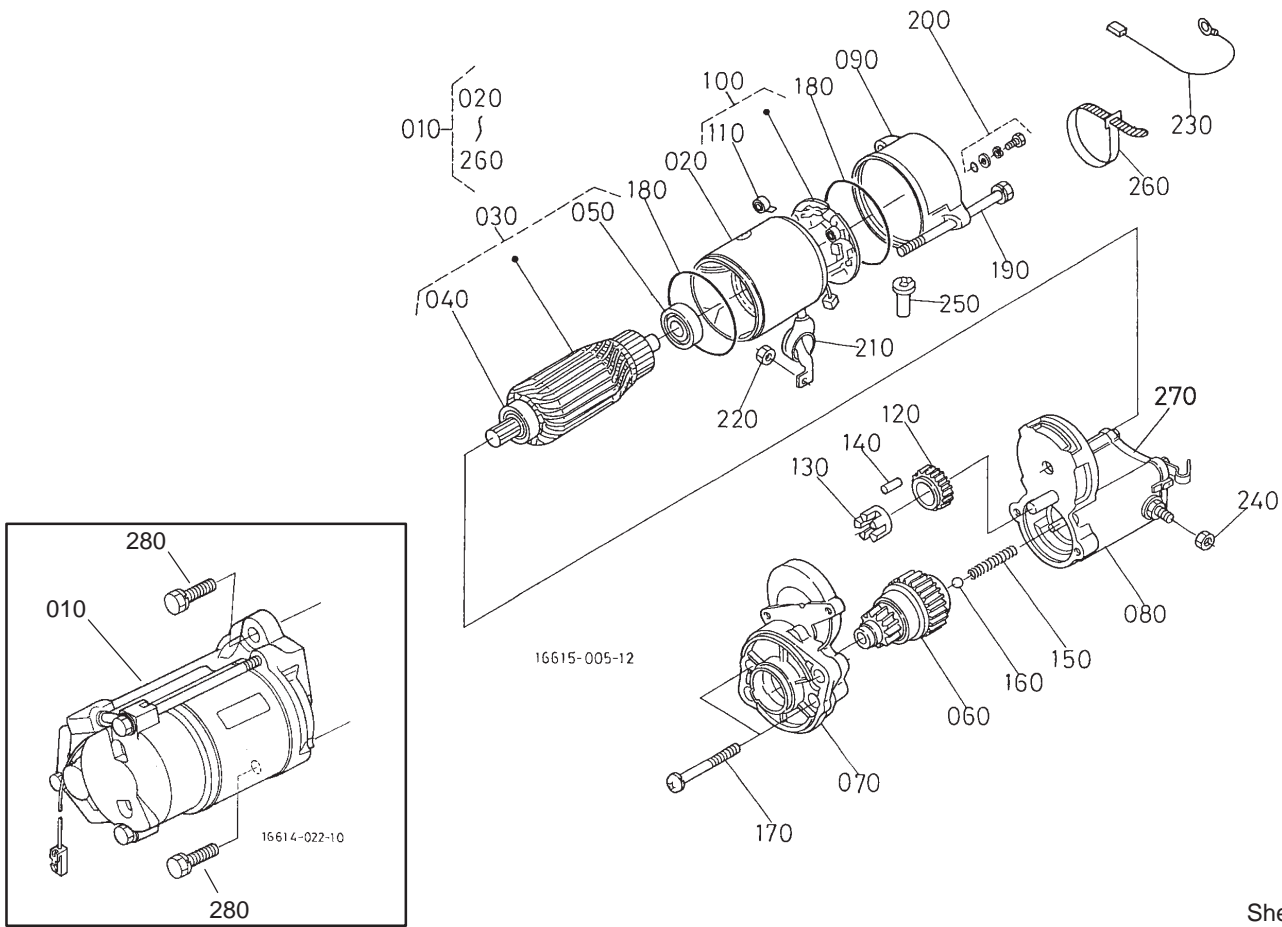


19008-015-10

Sheet No.:70

Alternator Component Assembly

Ref. No.	Part No.	Qty.	Description	Ref. No.	Part No.	Qty.	Description
010	98-9474	1	Alternator ASM	270	98-7732	1	Nut
020	98-9453	1	Pulley-Dynamo	280	98-7733	1	Regulator ASM
030	98-7708	1	Nut				
040	98-7709	1	Collar				
050	98-7710	1	Rotor				
060	98-7711	1	Cover-Bearing				
070	98-7712	1	Bearing-Ball				
080	98-7713	1	Washer-Thrust				
090	98-7714	1	Frame-End, Drive				
100	98-7715	1	Plate-Retainer				
110	98-7716	4	Screw-Head, Round				
120	98-7717	2	Bolt-Through				
130	98-7718	1	Bearing-Ball				
140	98-7719	1	Frame-End				
150	98-7720	1	Cover-End				
160	98-7721	1	Rectifier ASM				
170	98-7722	1	Bushing-Insulation				
180	98-7723	1	Holder-Brush				
190	98-7724	2	Brush				
200	98-7725	2	Spring-Brush				
210	98-7726	2	Screw-Head, Round				
220	98-7727	6	Screw-Head, Round				
230	98-7728	1	Screw-Head, Round				
240	98-7729	3	Bolt				
250	98-7730	2	Nut				
260	98-7731	2	Bolt				

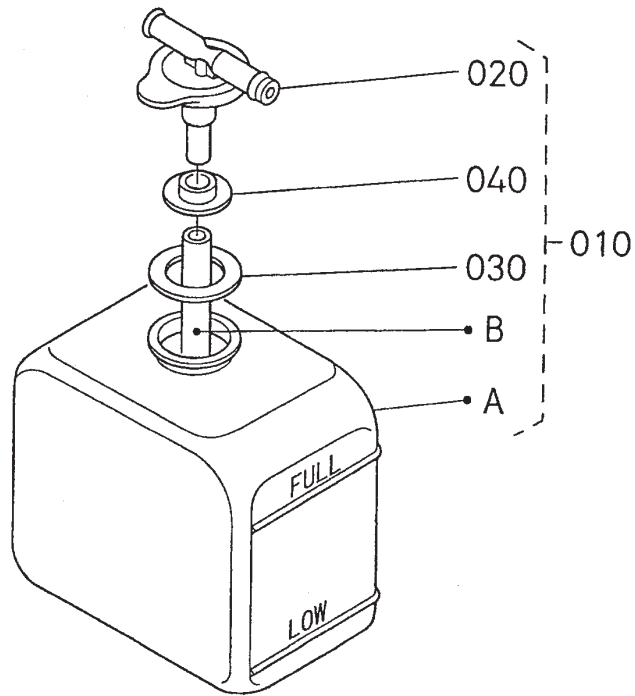


Sheet No.:71

Starter Assembly

Ref. No.	Part No.	Qty.	Description
010	98-9705	1	Starter ASM
020	104-8608	1	Yoke ASM
030	98-7742	1	Armature ASM
040	98-7744	1	Bearing
050	98-7743	1	Bearing
060	99-8373	1	Clutch-Running, Over
070	99-8374	1	Frame-End, Drive
080	105-3746	1	Magnetic Switch ASM
090	98-7748	1	Frame-End
100	98-7749	1	Brush Holder ASM
110	98-7750	4	Spring-Brush
120	98-7751	1	Gear
130	98-7752	1	Retainer
140	98-7753	5	Roller
150	98-7754	1	Spring
160	98-7755	1	Ball
170	98-7756	2	Bolt
180	98-7757	2	O-Ring
190	100-9240	2	Bolt
200	98-7758	2	Bolt ASM
210	99-8375	1	Cover
220	99-8371	1	Nut-Hex
230	98-9711	1	Cord-Solenoid, Stop
240	99-8376	1	Nut-Hex
250	98-7759	1	Pipe-Drain
260	98-9712	1	Band-Cover

Ref. No.	Part No.	Qty.	Description
270	105-2886	1	Cover ASM
280	98-7697	2	Bolt

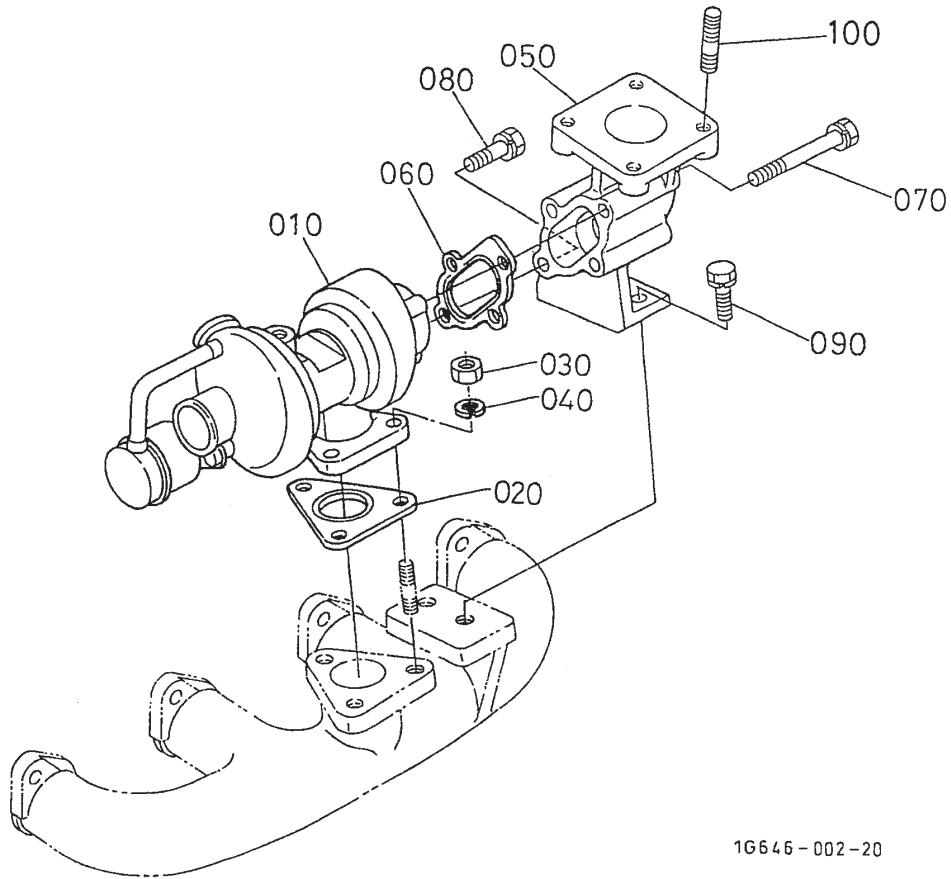


Sheet No.:74

Reserve Tank Assembly

Ref. No.	Part No.	Qty.	Description
010	105-3753	1	Reserve Tank ASM
020	105-3754	1	Cap
030	105-3755	1	Gasket
040	105-3756	1	Plate

Ref. No.	Part No.	Qty.	Description



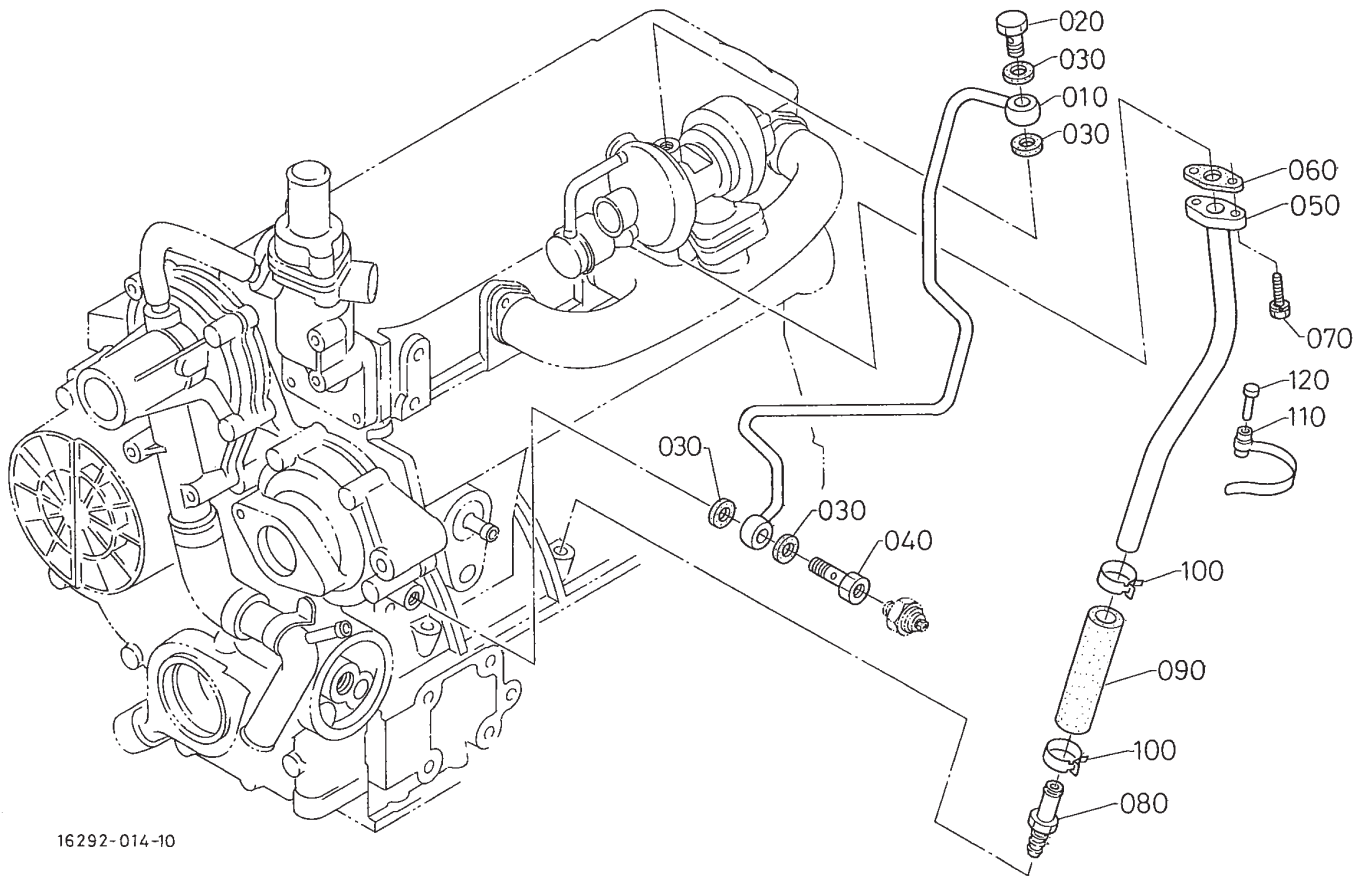
1G646-002-20

Sheet No.:77

Turbo Charger Assembly

Ref. No.	Part No.	Qty.	Description
010	105-3766	1	Turbo Charger ASM
020	105-3767	1	Gasket
030	100-1559	3	Nut-Manifold, Exhaust
040	105-2893	3	Washer-Spring
050	99-8335	1	Flange-Muffler
060	105-3768	1	Gasket
070	105-2894	3	Bolt
080	105-2895	1	Bolt
090	98-7610	2	Bolt
100	98-7769	4	Stud

Ref. No.	Part No.	Qty.	Description



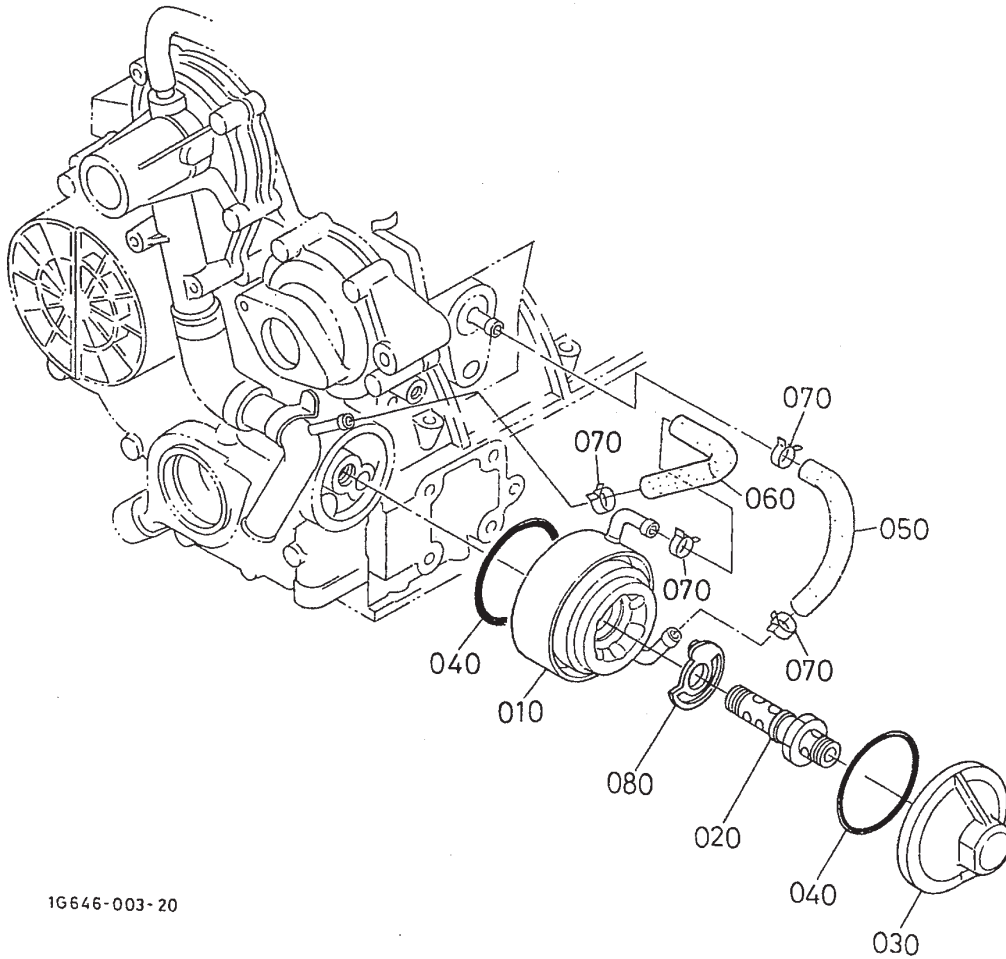
16292-014-10

Sheet No.:78

Oil Pipe (Turbo Charger) Assembly

Ref. No.	Part No.	Qty.	Description
010	105-3769	1	Pipe-Oil, Complete
020	98-9418	1	Bolt-Joint, Eye
030	99-8346	4	Gasket
040	98-9417	1	Bolt-Joint, Eye
050	105-3770	1	Pipe-Oil, Complete
060	98-9435	1	Gasket-Oil Return, Turbo
070	98-7568	2	Bolt
080	105-3771	1	Pipe-Oil, Complete
090	98-9721	1	Pipe-Oil
100	98-9714	2	Clamp-Hose
110	98-9601	1	Clamp-Pipe
120	98-9591	1	Pin-Band

Ref. No.	Part No.	Qty.	Description



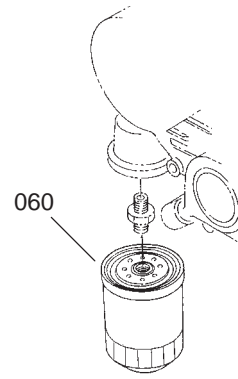
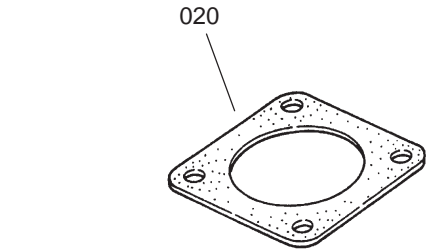
1G646-003-20

Sheet No.:79

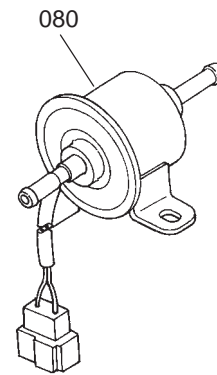
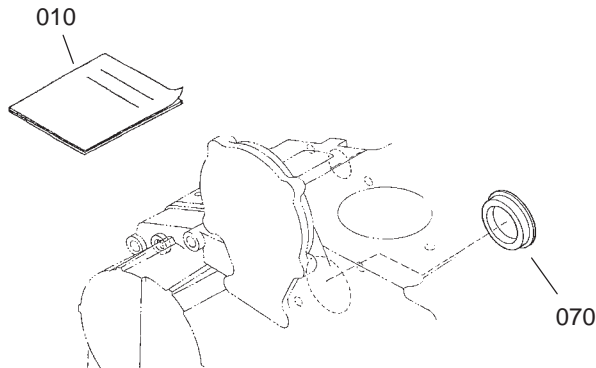
Oil Cooler Assembly

Ref. No.	Part No.	Qty.	Description
010	104-5158	1	Oil Cooler ASM (Use for Kubota Serial Number 2Q3825 And After)
010	98-9728	1	Oil Cooler ASM (Use Before Kubota Serial Number 2Q3825)
020	106-7054	1	Holder ASM (Use For Kubota Serial Number 2Q3825 And After)
020	105-3772	1	Holder ASM (Use Before Kubota Serial Number 2Q3825)
030	105-3773	1	Cover-Cooler, Oil
040	98-9729	2	O-Ring
050	98-9724	1	Pipe-Cooler, Oil
060	98-9578	1	Pipe-Return, Water
070	98-9579	4	Band-Pipe
080	105-3774	1	Collar

Ref. No.	Part No.	Qty.	Description



16282-005-10

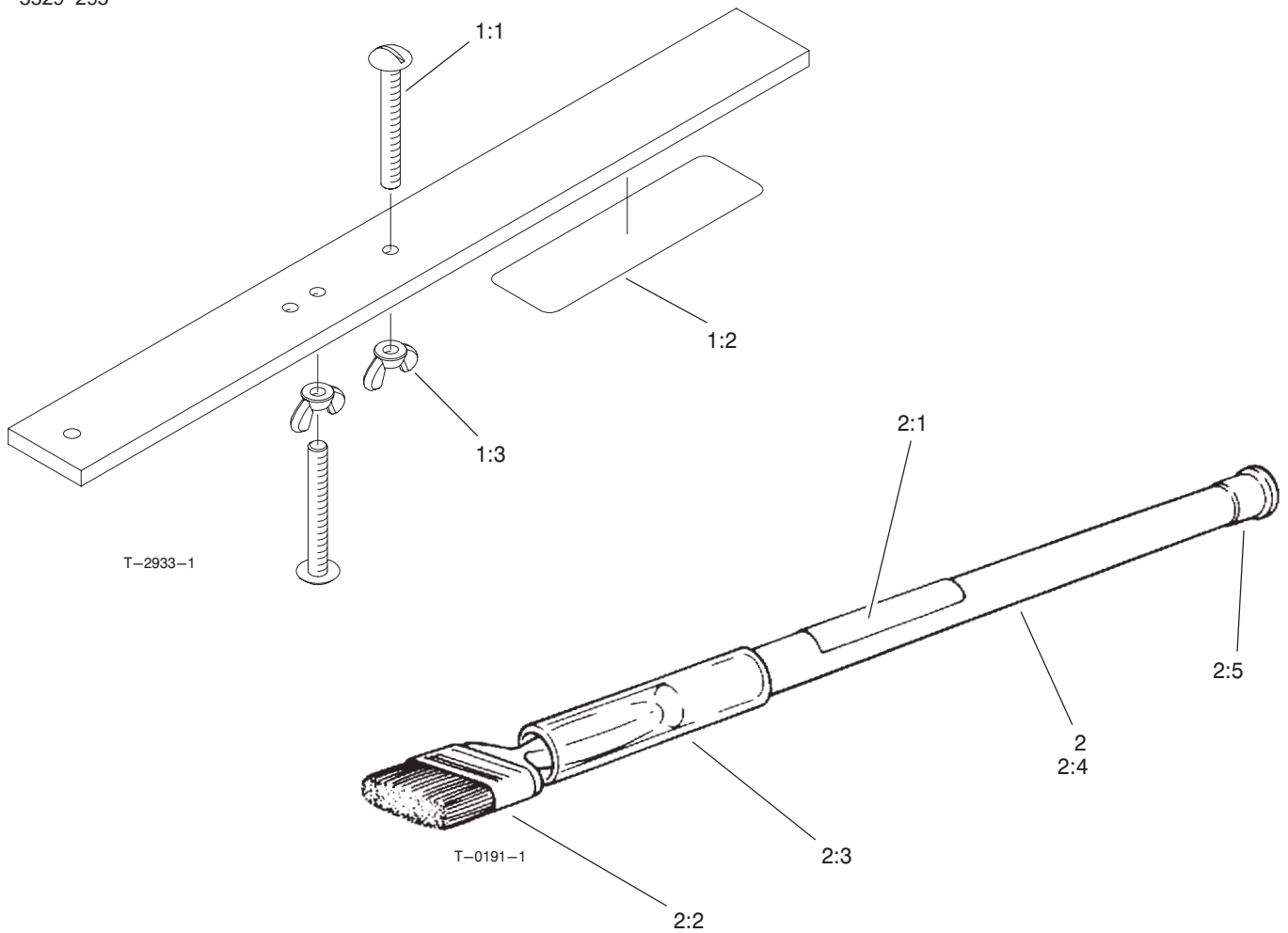


Sheet No.:80

Miscellaneous Parts

Ref. No.	Part No.	Qty.	Description
010	99-8954	1	Manual-Operator, Kubota
020	99-8343	1	Gasket-Muffler
060	99-8384	1	Filter-Oil
070	98-9640	1	Cover-Pump
080	104-5215	1	Pump-Fuel, Electric

Ref. No.	Part No.	Qty.	Description



Gauge Bar and Backlapping Brush Assembly

Ref. No.	Part No.	Qty.	Description
1	98-1852	1	Gauge Bar ASM
1:1	32122-54	2	Screw
1:2	98-7976	1	Decal
1:3	32103-3	2	Nut-Wing
2	29-9100	1	Backlapping Brush ASM
2:1	12-9140	1	Decal
2:2	36-4310	1	Brush
2:3	29-9090	1	Hose-Handle
2:4	29-9080	1	Handle
2:5	2410-18	1	Plug

Ref. No.	Part No.	Qty.	Description

