



Reelmaster[®] 6700–D

4 Wheel Drive Traction Unit

Model No. 03808—230000001 and Up

Parts Catalog

Ordering Replacement Parts

To order replacement parts, please supply: the part number, the quantity, and the description of each part desired.

Understanding Reference Numbers

Each identified part in an illustration has a reference number. The reference number for a part also appears in the parts list, along with other information about the part.

This catalog uses two special reference number formats, one to indicate parts in a service assembly and another to indicate the quantity of a given part in an illustration.

Service Assembly Reference Numbers

Parts in service assemblies have reference numbers in the form **a:b**. The **a** represents the reference number of the entire service assembly and the **b** represents a sequential number unique to each part within the service assembly.

For example, a wheel assembly might be identified by reference number **6**, the tire by **6:1**, the valve by **6:2**, and the wheel by **6:3**. When you order the assembly identified by reference number **6**, you receive all parts identified by reference numbers **6:1**, **6:2**, and **6:3**. However, you may also order any part individually.

Reference numbers of this type appear in illustrations and in part lists.

Reference Numbers Indicating Quantity

In an illustration, if a reference number indicates more than one part, the reference number has the form **nX y**. The **n** represents the quantity of the part, the **X** is the multiplication symbol, and the **y** represents the reference number.

For example, in an illustration, the reference number **2X 37** means that two of the parts identified by reference number **37** are indicated.

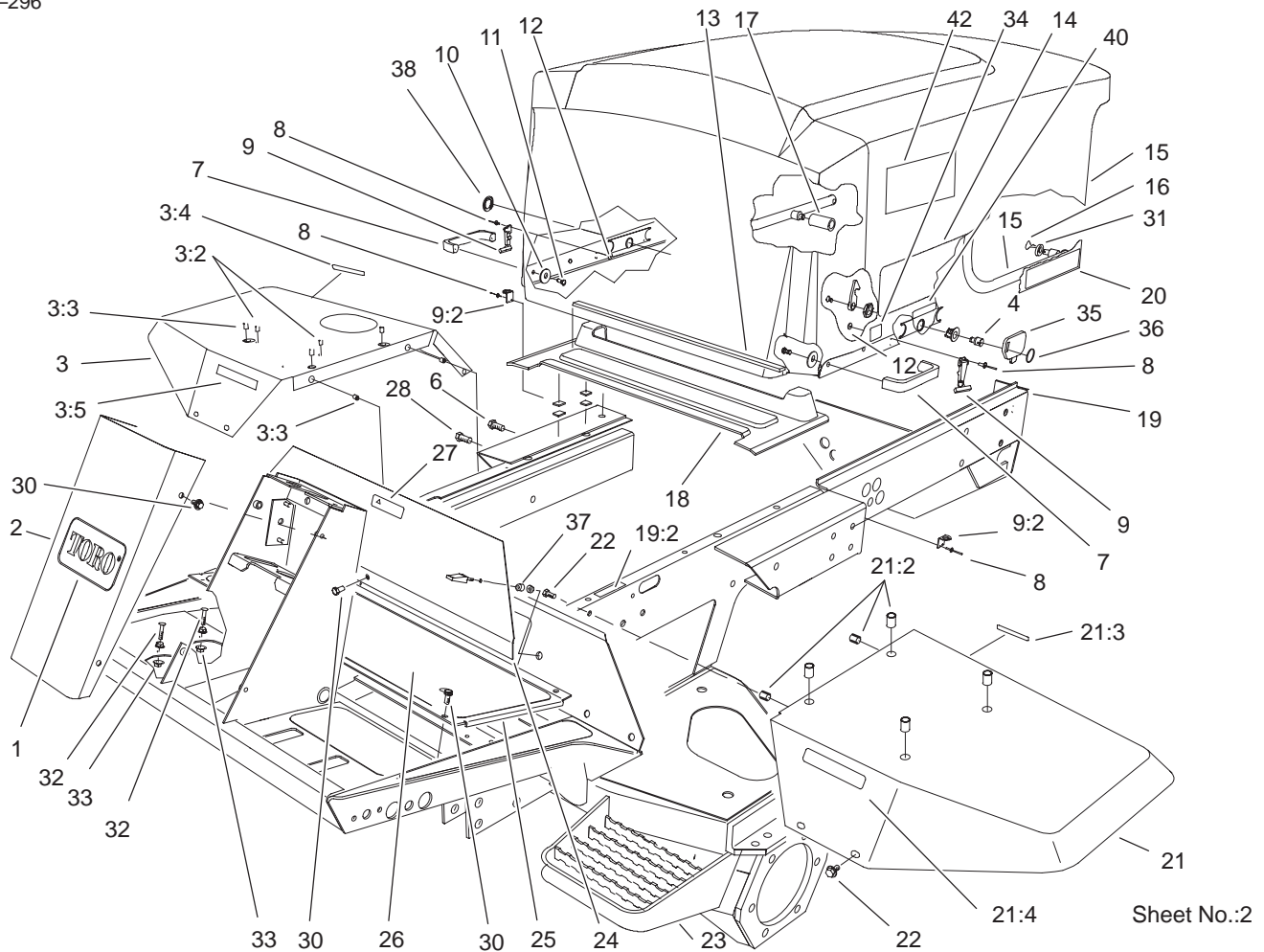
Contents

Description	Page	Description	Page
Frame and Body Assembly	4	No. 2 and No. 3 Tipper Support Bracket Assembly	60
Front Frame Assembly No. 105–0117	5	(ROPS) Roll–Over–Protection–System Assembly	61
Tool Box Assembly	6	Rear Axle Assembly No. 100–3784 Bevel Pinion Shaft Assembly	62
Control Console Assembly	7	Rear Axle Assembly No. 100–3784 (Continued) Differential Assembly	63
Control Console and Battery Assembly	8	Rear Axle Assembly No. 100–3784 (Continued) Axle Support Assembly	64
Hydraulic Filter and Reservoir Assembly	9	Rear Axle Assembly No. 100–3784 (Continued) Bevel Gear Case Assembly	65
Fuel Tank and Filter Assembly	10	Rear Axle Assembly No. 100–3784 (Continued) Bevel Gear Shaft Assembly	66
Traction Pedal Assembly	11	Rear Axle Assembly No. 100–3784 (Continued) Axle Case Assembly	67
Brake Pedal Assembly	12	Rear Axle Assembly No. 100–3784 (Continued) Axle Assembly	68
Seat and Suspension Assembly	13	Hydraulic Schematic	69
Seat Frame and Throttle Assembly	14	Electrical Schematic	70
Steering Wheel Assembly	15	Crankcase Assembly	71
Steering Control Assembly No. 99–8959	16	Oil Pan Assembly	72
Steering Tower Assembly	17	Cylinder Head Assembly	73
Front Hydraulic Drive Assembly	18	Gear Case Assembly	74
Front Axle and Brake Assembly	19	Head Cover Assembly	75
Planetary Drive Assembly No. 105–4500–03	20	Dipstick and Guide Assembly	76
LH Brake Assembly No. 100–3070–03	21	Main Bearing Case Assembly	77
Hydraulic Motor Assembly No. 92–7385	22	Camshaft and Idle Gear Shaft Assembly	78
RH Brake Assembly No. 100–3069–03	23	Piston and Crankshaft Assembly	79
Hydraulic Motor Assembly No. 93–7476	24	Flywheel Assembly	80
Hydraulic Pump Installation Assembly	25	Fuel Camshaft and Governor Shaft Assembly	81
Gear Pump Assembly No. 105–3317	26	Idle Apparatus, Stop Solenoid and Cover Assembly	82
Piston Pump Assembly No. 105–3356	27	Injection Pump Assembly	83
Manual Servo Control Assembly No. 93–6306	28	Injection Pump Component Assembly	84
Radiator Support and Shroud Assembly	29	Speed Control Plate Assembly	85
Radiator and Screen Assembly	30	Nozzle Holder and Glow Plug Assembly	86
Engine Assembly	31	Nozzle Holder Component Assembly	87
Muffler / Oil / Water / Fuel Filter and Air Cleaner Assembly	33	Fork Lever (Governor) Assembly	88
Air Filter Assembly No. 100–2597	35	Alternator and Pulley Assembly	89
Water and Fuel Filter Assembly No. 98–9305	36	Alternator Component Assembly	90
Rear Hydraulic Assembly	37	Starter Assembly	91
4 Wheel Drive Axle Assembly	38	Water Flange and Thermostat Assembly	92
Hydraulic Motor Assembly No. 92–7386	39	Water Pump Assembly	93
Hydraulic Cylinder Assembly No. 98–3806	40	Reserve Tank Assembly	94
Rear Hydraulic Control Block Assembly	41	Valve and Rocker Arm Assembly	95
Mow Block Assembly No. 105–0105	44	Inlet/Exhaust Manifold Assembly	96
Front Hydraulic Control Block and Hose Assembly	46	Turbo Charger Assembly	97
Hydraulic Manifold Lift Block Assembly No. 105–7908	47	Oil Pipe (Turbo Charger) Assembly	98
Front Lift Arm Assembly No. 1	48	Oil Cooler Assembly	99
Hydraulic Cylinder Assembly No. 93–2650	49	Miscellaneous Parts	100
Front No. 4 and No. 5 Lift Arm Assembly	50	Gauge Bar and Backlapping Brush Assembly	101
Hydraulic Cylinder Assembly No. 99–6986	52		
Rear No. 2 and No. 3 Lift Arm Assembly	53		
Hydraulic Cylinder Assembly No. 99–2550	55		
Reel Motor Assembly	56		
Rear No. 6 and No. 7 Lift Arm Assembly	57		
Hydraulic Lift Cylinder Assembly No. 93–2631	59		

Part Description Abbreviations

Part descriptions in this catalog may include the following abbreviations.

Abbreviation	Meaning	Abbreviation	Meaning
AR	as required	HYD	hydraulic
ASM	assembly	INC	incorporated
CARR	carriage	LH	left hand
DEG	degrees	NI	nylon insert
FH	flat head	PPH	Phillips pan head
GA	gauge	PTH	Phillips truss head
HF	hex flange	PTO	power take off
HH	hex head	RH	right hand
HHF	hex head flange	SFH	slotted fillister head
HLH	hex lag head	SHH	slotted hex head
HJ	hex jam	SQH	square head
HOC	height-of-cut	SHWH	slotted hex washer head
HS	hex socket	SPH	slotted pan head
HSBH	hex socket button head	SRH	slotted round head
HSFH	hex socket flat head	STD	standard
HSH	hex socket head	TAP	self tapping
HWH	hex washer head	TTH	Torx truss head
HWHTF	hex washer head thread forming	WH	wing head

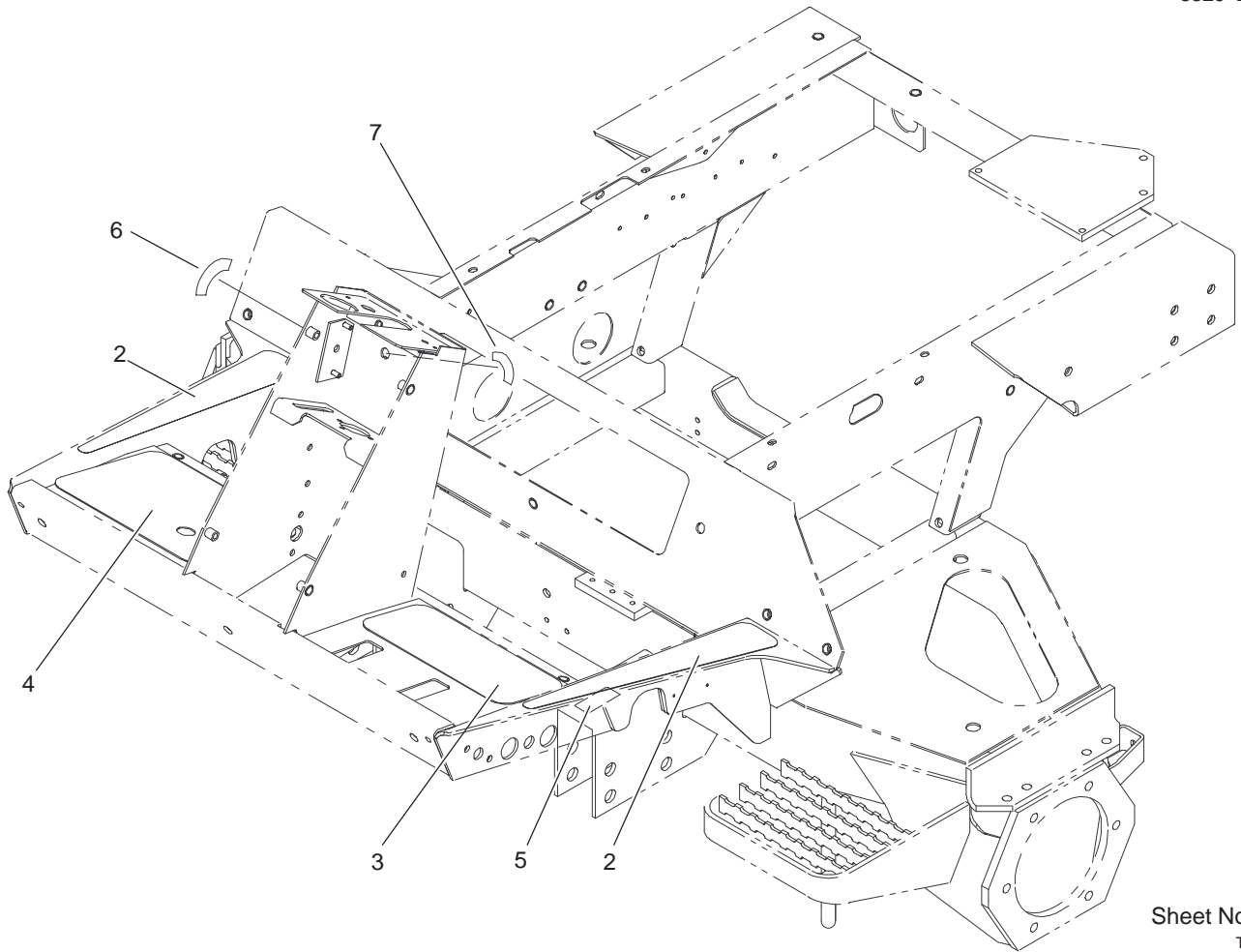


Sheet No.:2

Frame and Body Assembly

Ref. No.	Part No.	Qty.	Description
1	62-5550	1	Decal-Toro
2	93-7996-01	1	Cover-Tower
3	106-5950	1	RH Fender ASM
3:2	32148-6	2	Insert-Nut
3:3	32148-7	5	Insert-Nut
3:4	93-6686	1	Decal-Oil, HYD
3:5	93-6689	1	Decal-No Riders
4	105-3301	1	Latch
6	33106-035	8	Screw-HHF
7	65-5100	2	Handle-Door
8	3269-8	8	Rivet
9	59-9740	2	Flex Draw Latch ASM
9:2	249-40	1	Keeper
10	3256-78	4	Washer-Flat
11	46-8091	4	Screw-HWH
12	3269-10	4	Washer-Back
13	92-7633	1	Bumper-Hood
14	106-7065	2	Decal-Reelmaster 6700-D
15	105-0130	1	Hood
16	3290-467	2	Pin-Hair
17	93-7582	1	Hose
18	94-2617	1	Pump Cover ASM
19	105-0116	1	Rear Frame ASM
19:2	93-1265	1	Decal-Surface, Hot
20	72-3560	2	Decal-4wd

Ref. No.	Part No.	Qty.	Description
21	106-5951	1	LH Fender ASM
21:2	32148-7	6	Insert-Nut
21:3	93-6680	1	Decal-Diesel
21:4	93-6689	1	Decal-No Riders
22	3234-14	10	Screw-HHF
23	105-0117	1	Front Frame ASM
24	75-1390-01	1	Cover-Access, Front
25	75-1410-01	1	Plate-Access, Floor
26	75-0630	1	Tread-Foot, Center
27	93-9425	1	Decal-Danger
28	3234-18	2	Screw-HHF
30	3234-7	9	Screw-HHF
31	66-6480	2	Washer
32	17-9420	2	Screw-Handle
33	32128-20	4	Nut-HF
34	93-7252	1	Decal-International
35	99-8970	1	Key-Latch, Hood
36	98-9321	1	Ring-Key
37	74-5950	2	Latch-Swell
38	104-1453	1	Grommet
40	106-6754	1	Decal-Danger
42	66-6140	2	Decal

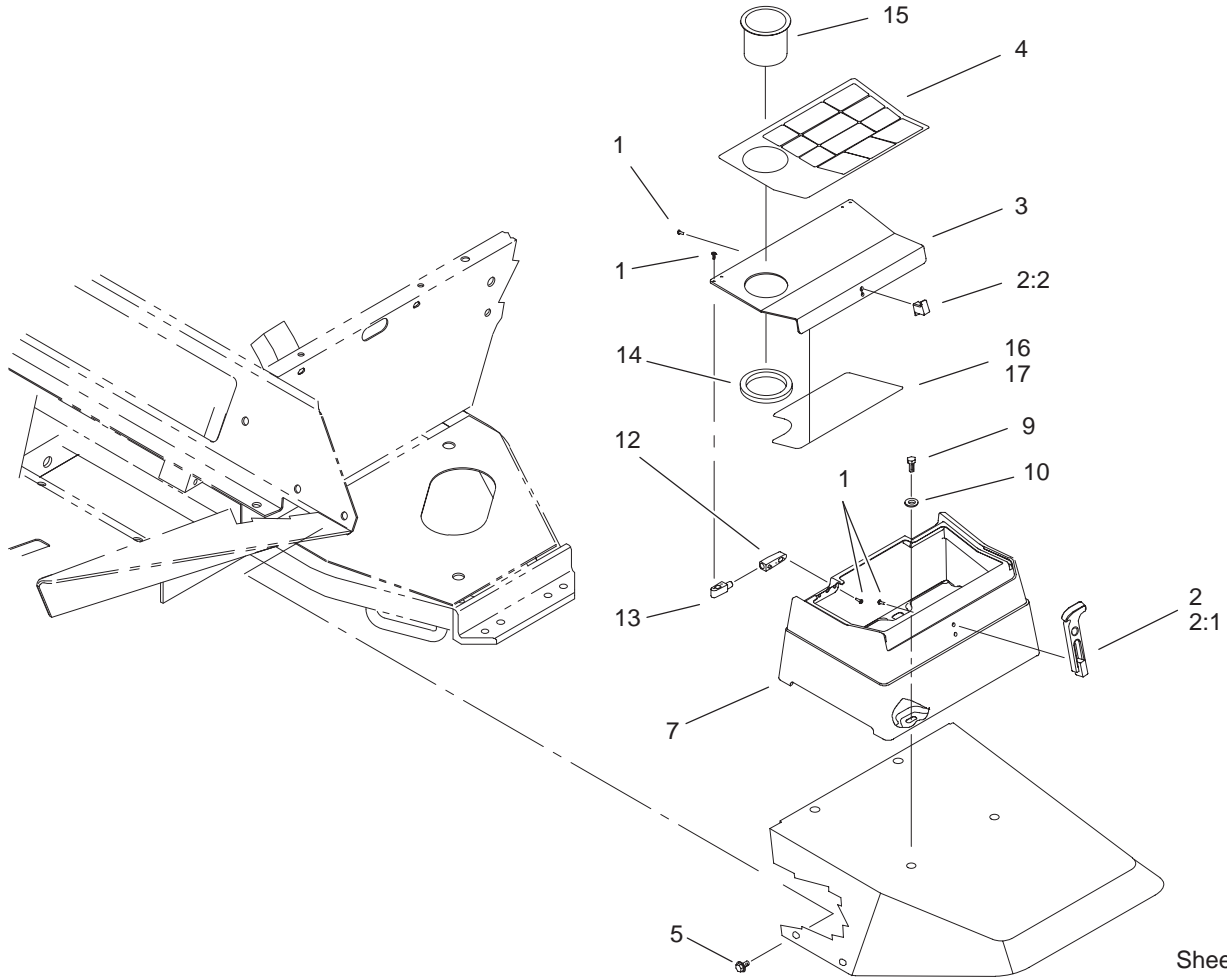


Sheet No.:A1
T-3773

Front Frame Assembly No. 105-0117

Ref. No.	Part No.	Qty.	Description
2	93-7592	2	Tread-Rest, Foot
3	75-0620	1	Tread-Foot, LH
4	104-5223	1	Tread-Foot, RH
5	93-6693	1	Decal-Plate, Floor
6	93-6699	1	Decal-Fast/Slow
7	105-7506	1	Decal-Key Switch

Ref. No.	Part No.	Qty.	Description

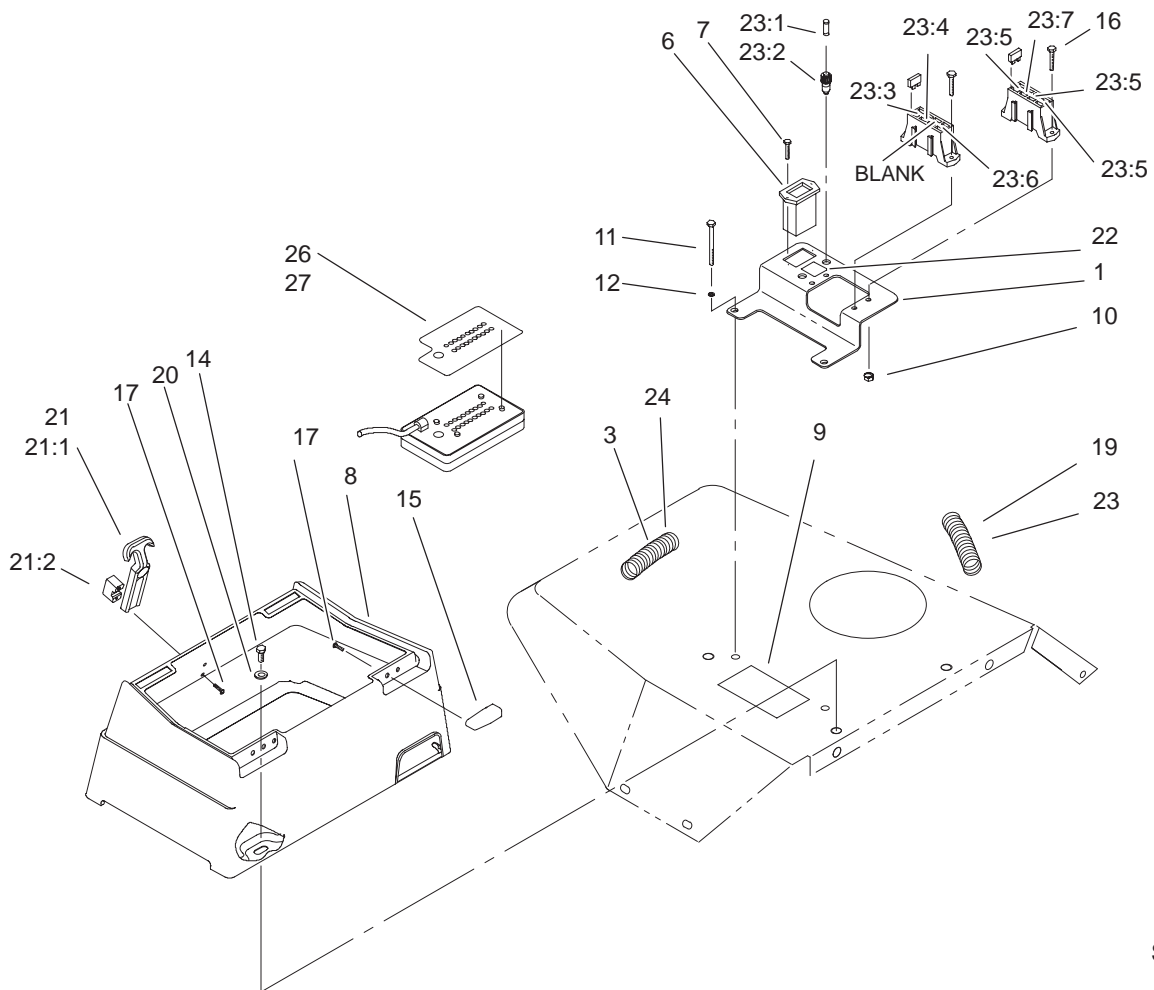


Sheet No.:3

Tool Box Assembly

Ref. No.	Part No.	Qty.	Description
1	32144-1	12	Screw-Taptite
2	94-5626	1	Latch-Draw, Flexible
2:1	100-5806	1	Handle-Latch
2:2	100-5807	1	Keeper-Latch
3	104-1489-03	1	Cover-Toolbox
4	104-9295	1	Decal-Warning, Ce
4	104-9294	1	Decal-Warning
5	3234-14	2	Screw-HHF
7	104-0026	1	Toolbox
9	322-4	4	Screw-HH
10	3256-23	4	Washer-Flat
12	104-1496	2	Hinge-Pin
13	104-1497	2	Hinge-Receiver
14	104-1476	1	Ring-Rubber
15	94-1410	1	Holder-Can, Beverage
16	105-0134	1	Decal-Quick Reference
17	95-0832	1	Decal-Service

Ref. No.	Part No.	Qty.	Description

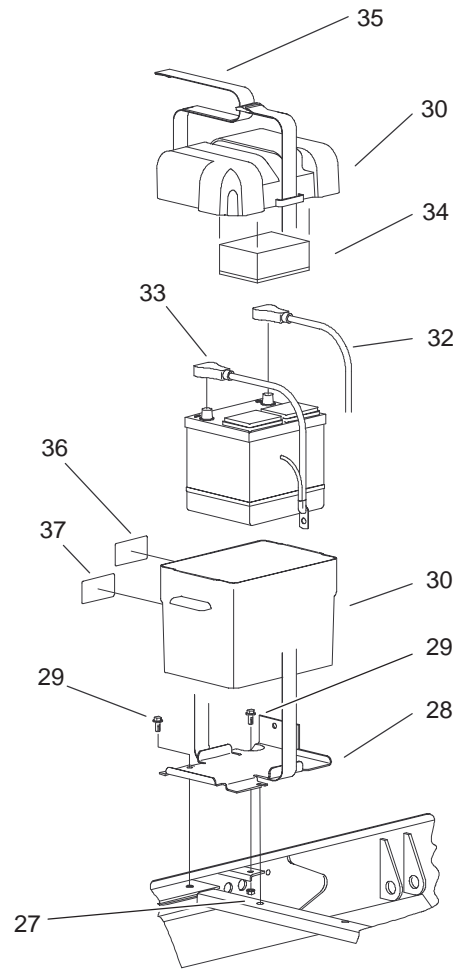
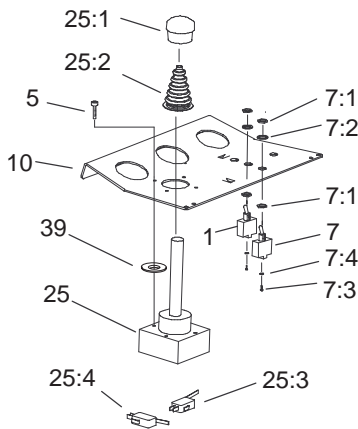
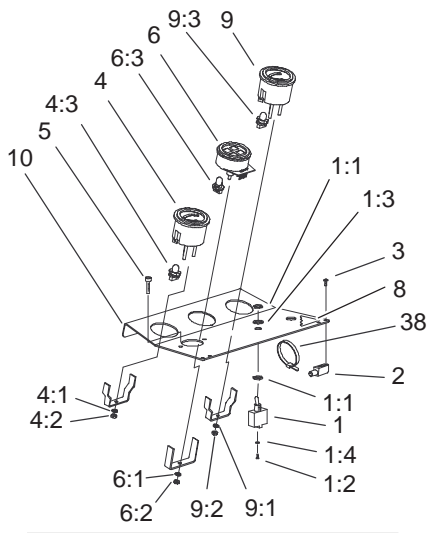


Sheet No.:4

Control Console Assembly

Ref. No.	Part No.	Qty.	Description
1	105-0137-03	1	Bracket-Fuse Block
3	105-3353	1	Harness-Wire
6	75-6820	1	Hourmeter
7	32144-18	2	Screw-HH
8	104-0027	1	Box-Control
9	104-5229	1	Decal-Fuses, Ce
10	3296-2	4	Nut-Lock
11	321-4	2	Screw-HH
12	3253-3	2	Washer-Lock
14	322-4	3	Screw-HH
15	104-1497	2	Hinge-Receiver
16	32105-13	4	Screw-SHH
17	32144-1	6	Screw-Taptite
19	94-6343	1	Decal-Identification, Wire
20	3256-23	3	Washer-Flat
21	94-5626	1	Latch-Draw, Flexible
21:1	100-5806	1	Handle-Latch
21:2	100-5807	1	Keeper-Latch
22	104-9298	1	Decal-Controller
23	105-0119	1	Harness-Wire, Console
23:1	219-19	1	Lamp-Green
23:2	85-4491	1	Light-Indicator (Includes Lamp)
23:3	94-9157	1	Fuse-Blade, 4 Amp

Ref. No.	Part No.	Qty.	Description
23:4	114241	1	Fuse-7.5 Amp
23:5	218-578	3	Fuse-10 Amp
23:6	109355	1	Fuse-15 Amp
23:7	109101	1	Fuse-20 Amp
24	94-6344	1	Decal-Wire
26	105-9267	1	Decal-Diagnostic, Control
27	104-5221	1	Decal-Diagnostic, Control

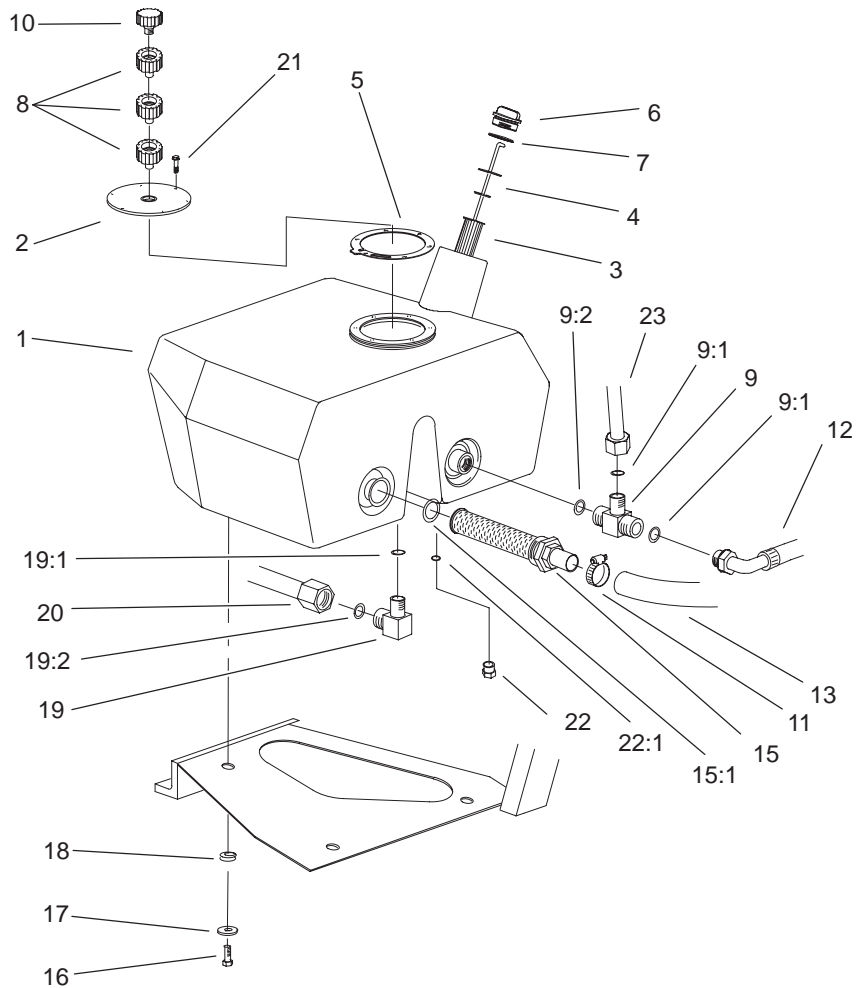


Sheet No.:5

Control Console and Battery Assembly

Ref. No.	Part No.	Qty.	Description
1	99-8352	1	Switch-Backlap, Master
1:1	218-498	2	Locknut
1:2	218-588	3	Screw
1:3	218-589	1	Nut/Lockwasher
1:4	3253-19	3	Washer-Lock
2	104-1496	2	Hinge-Pin
3	32144-1	4	Screw-Taptite
4	98-9339	1	Gauge-Fuel
4:1	3254-1	3	Washer-Lock, Int
4:2	3217-27	3	Nut-Hex
4:3	105-9265	1	Bulb And Lamp ASM
5	60-6500	4	Screw-HH
6	98-9306	1	Light-Warning
6:1	3254-1	1	Washer-Lock, Int
6:2	3217-27	1	Nut-Hex
6:3	105-9264	4	Bulb And Lamp ASM
7	75-1010	2	Switch-Reels
7:1	218-498	2	Locknut
7:2	218-589	1	Nut/Lockwasher
7:3	218-588	2	Screw
7:4	3253-19	2	Washer-Lock
8	105-0123	1	Decal-Console
9	98-9308	1	Gauge-Temperature
9:1	3254-1	3	Washer-Lock, Int
9:2	3217-27	3	Nut-Hex

Ref. No.	Part No.	Qty.	Description
9:3	105-9265	1	Bulb And Lamp ASM
10	104-1498-03	1	Panel-Control
25	93-9196	1	Joystick-6 Position
25:1	3290-489	1	Knob
25:2	94-2600	2	Boot-Joystick
25:3	94-2601	4	Microswitch
25:4	94-2602	2	Actuator-Joystick
27	3296-29	1	Nut-Lock, NI
28	93-7974-03	1	Plate-Box, Battery
29	3234-5	3	Screw
30	93-7595	1	Box-Battery
32	105-0114	1	Cable-Battery, Positive
33	105-0115	1	Cable-Battery, Negative
34	93-7968	1	Pad-Foam
35	94-1445	1	Strap-Battery
36	93-6668	1	Decal-Battery
37	93-7276	1	Decal-Danger
38	3290-378	2	Tie-Cable
39	3256-75	4	Washer-Flat



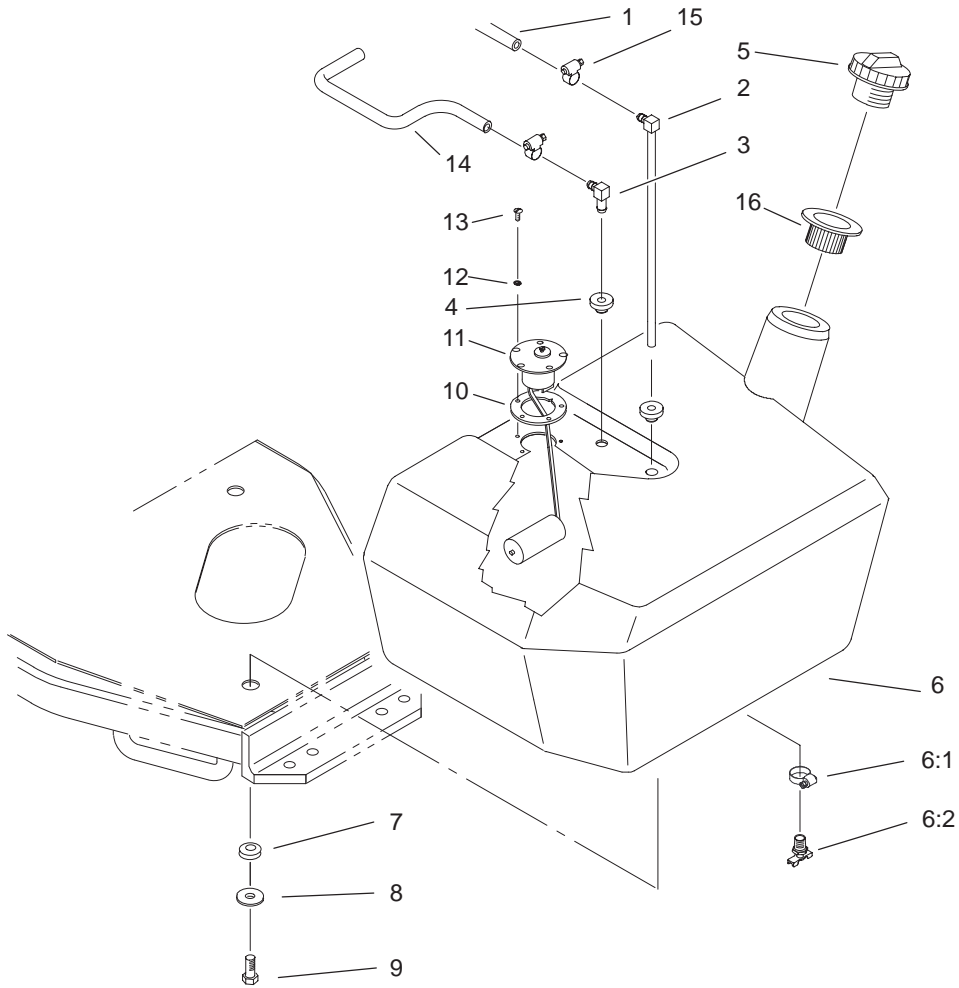
Sheet No.:6

Hydraulic Filter and Reservoir Assembly

Ref. No.	Part No.	Qty.	Description
1	104-9254	1	Tank-Oil
2	99-2580	1	Cover-Tank
3	61-2790	1	Filter-Screen
4	75-3710	1	Dipstick
5	93-7499	1	Gasket
6	93-7498	1	Plug-Plastic
7	94-8166	1	O-Ring
8	92-8020	3	Adapter-Breather
9	104-3795	1	Fitting-Tee, HYD
9:1	340-65	2	O-Ring
9:2	237-146	1	O-Ring
10	68-6150	1	Breather-Air
11	2412-111	1	Clamp
12	104-3790	1	Pump Return Hose ASM
13	104-3792	1	Hose-Suction
15	105-0131	1	Strainer-Tank, Oil
15:1	340-136	1	O-Ring
16	33105-025	3	Screw-HHF
17	63-8410	3	Washer
18	240-11	3	Grommet-Mount, Tank
19	340-98	1	Fitting-HYD, 90°
19:1	237-79	1	O-Ring
19:2	237-30	1	O-Ring
20	92-7478	1	RH Motor Tube ASM

Ref. No.	Part No.	Qty.	Description
21	33104-020	6	Screw-HHF
22	353-508	1	Plug
22:1	237-42	1	O-Ring
23	104-3748	1	Hydraulic Tank Tube ASM
*23:1	340-65	1	O-Ring

* Not illustrated

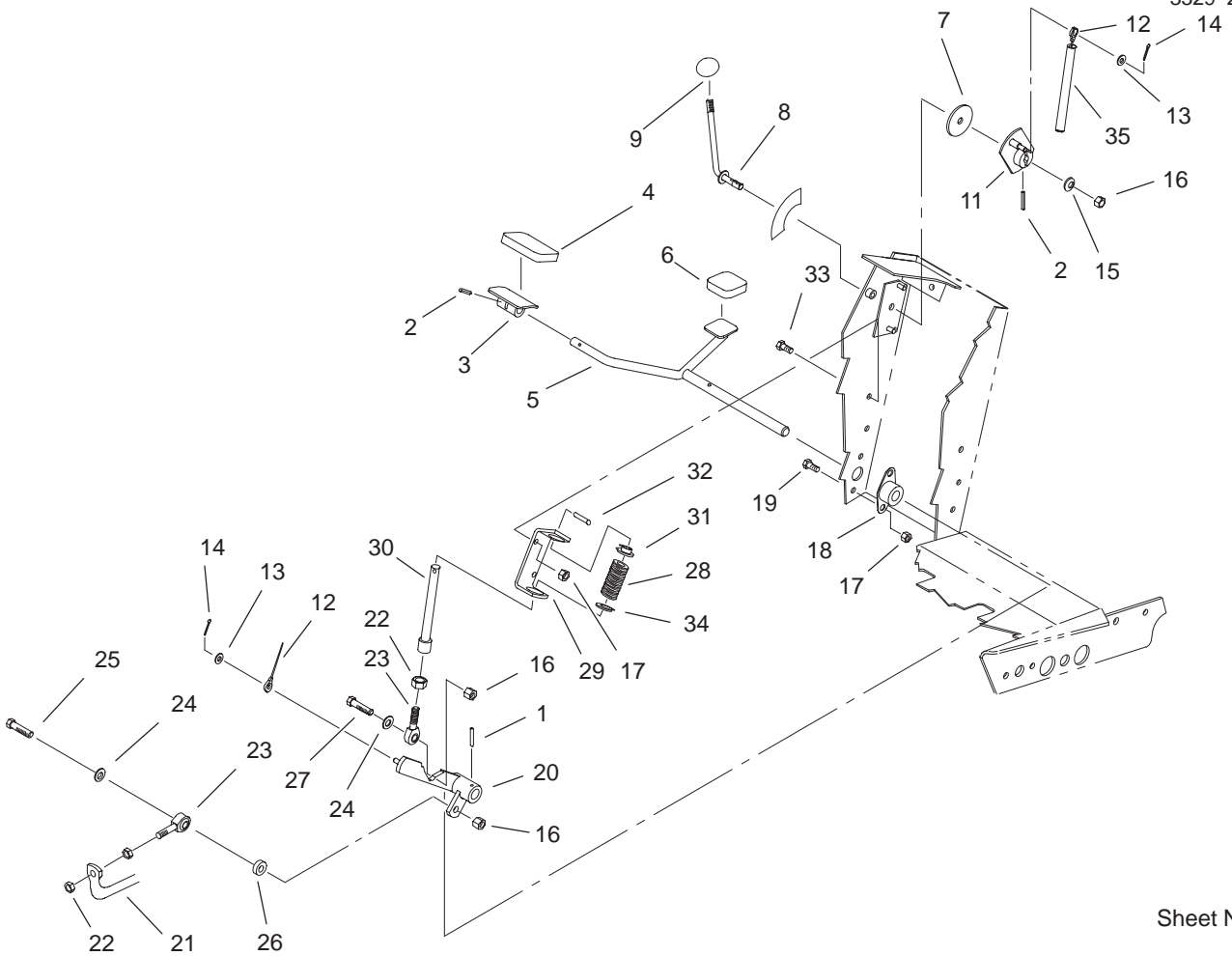


Sheet No.:7

Fuel Tank and Filter Assembly

Ref. No.	Part No.	Qty.	Description
1	92-7522	1	Hose-Fuel
2	66-8121	1	Standpipe
3	104-5228	1	Elbow-90°
4	46-6560	2	Bushing
5	93-3102	1	Cap-Fuel
6	105-7949	1	Tank-Fuel
6:1	2412-36	1	Clamp-Hose
6:2	304-46	1	Draincock
7	240-11	3	Grommet-Mount, Tank
8	63-8410	3	Washer
9	33105-025	3	Screw-HHF
10	62-7650	1	Gasket
11	63-7640	1	Sender-Fuel
12	3253-15	5	Washer-Lock/Sp
13	32122-24	5	Screw-Pth
14	75-4700	1	Hose-Fuel
15	2412-108	2	Clamp-Worm
16	61-2790	1	Filter-Screen

Ref. No.	Part No.	Qty.	Description

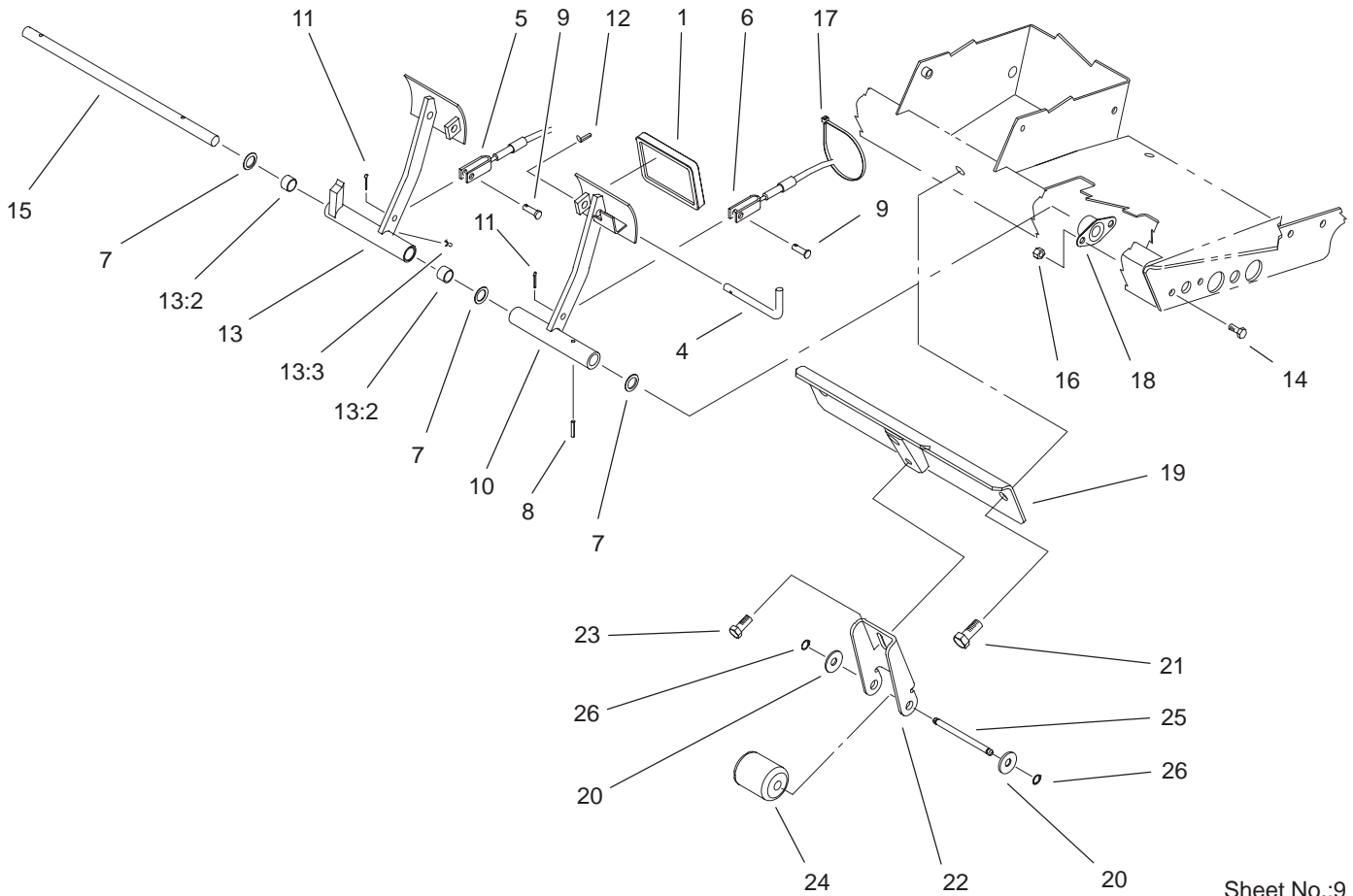


Sheet No.:8

Traction Pedal Assembly

Ref. No.	Part No.	Qty.	Description
1	32121-6	1	Pin-Roll
2	32121-45	2	Pin-Spring
3	49-6440-03	1	Pedal-Forward
4	74-9100	1	Pad-Pedal, Forward
5	75-2970	1	Pedal-Traction
6	74-9110	1	Pad-Pedal, Reverse
7	75-6550	1	Disc-Friction
8	75-6490	1	Lever
9	233-42	1	Knob
11	75-6510	1	Bracket-Lever
12	75-6580	1	Cable-Pedal
13	3256-22	2	Washer-Flat
14	3272-2	2	Pin-Cotter
15	3290-461	1	Washer-Spring
16	3296-39	3	Nut-Lock, NI
17	32128-20	4	Nut-HF
18	256-236	2	Bearing-Mount, Flange
19	322-3	4	Screw-HH
20	75-3270-03	1	Hub-Pivot, Traction
21	100-3893-03	1	Tube-Control, Pump
22	3220-3	3	Nut-Jam
23	2411-36	2	Bearing-End, Rod
24	3256-24	2	Washer-Flat
25	323-9	1	Screw-HH
26	5-0652	1	Spacer

Ref. No.	Part No.	Qty.	Description
27	323-29	1	Screw-HH
28	60-5700	1	Spring
29	92-7608-03	1	Bracket-Spring
30	92-7609	1	Shaft-Spring
31	92-7610	1	Retainer-Spring
32	32121-11	1	Pin-Roll
33	32144-14	2	Screw-HWH
34	3256-5	1	Washer-Flat
35	95-7151	1	Tube-Convolved

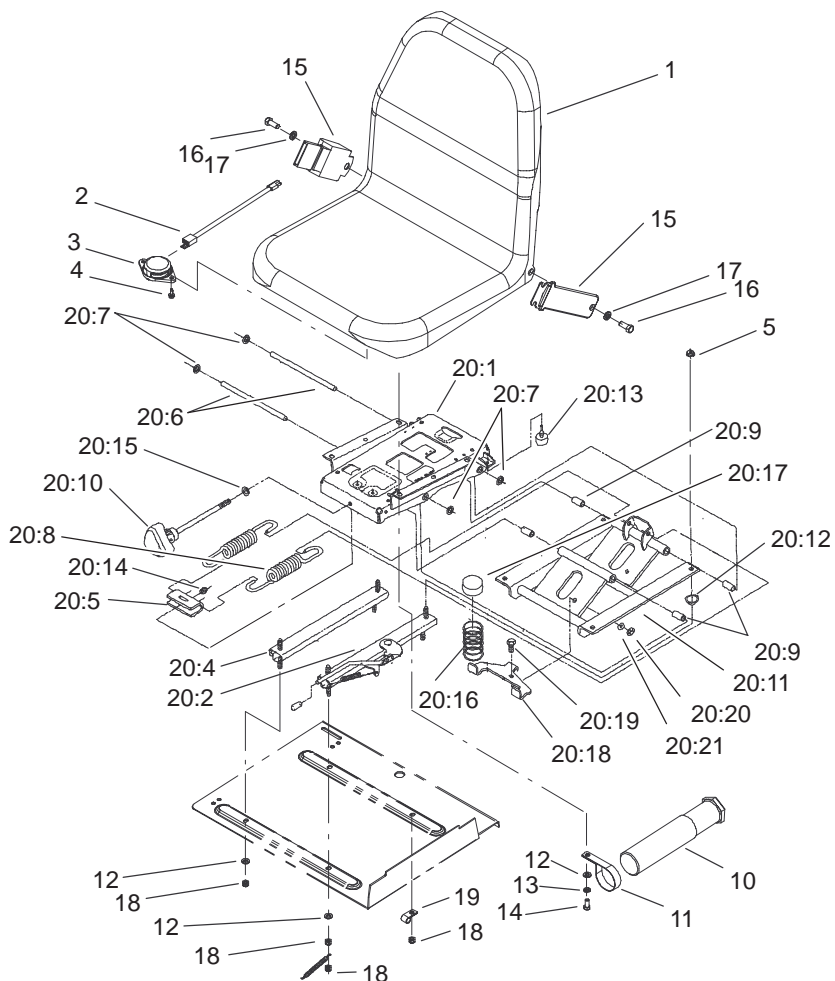


Sheet No.:9

Brake Pedal Assembly

Ref. No.	Part No.	Qty.	Description
1	93-8742	2	Footpad-Brake
4	63-7880	1	Pin-Latch, Brake
5	92-7530	1	LH Brake Cable ASM
6	92-7529	1	RH Brake Cable ASM
7	3256-69	3	Washer-Flat
8	32121-16	1	Pin-Spring
9	283-58	2	Pin-Clevis
10	75-1440-03	1	Pedal-Brake, LH
11	3272-10	2	Pin-Cotter
12	32121-50	1	Pin-Spring
13	75-1430	1	Pedal-Brake, RH
13:2	256-42	2	Bushing
13:3	302-5	1	Fitting-Grease
14	322-3	4	Screw-HH
15	75-1470	1	Pin-Pivot, Brake
16	32128-20	4	Nut-HF
17	3290-378	1	Tie-Cable
18	256-236	2	Bearing-Mount, Flange
19	105-0138-03	1	Stabilizer
20	3256-26	2	Washer-Flat
21	33106-035	2	Screw-HHF
22	100-3868-03	1	Bracket-Tipper
23	3234-1	2	Screw-HHF
24	75-5390	1	Roller

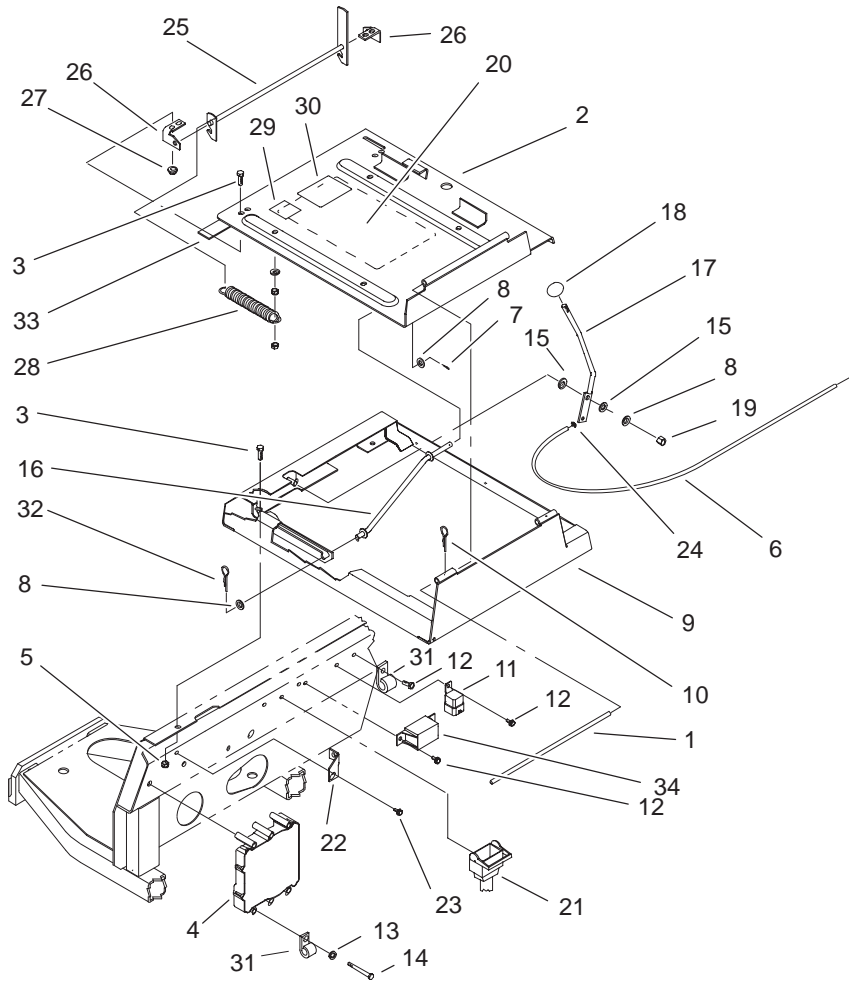
Ref. No.	Part No.	Qty.	Description
25	75-5400	1	Pin-Roller
26	32151-61	2	Ring-Retaining



Sheet No.:10

Seat and Suspension Assembly

Ref. No.	Part No.	Qty.	Description	Ref. No.	Part No.	Qty.	Description
1	104-4620	1	Seat-Olympic, Toro	20:10	106-1031	1	Tension Adjuster Knob ASM
2	106-7090	1	Harness-Wire, Seat Switch	20:11	66-8610	1	Frame-Lower
3	92-6282	1	Switch-Seat	20:12	66-9290	4	Spacer-Suspension
4	32144-10	2	Screw-HWH	20:13	76-2940	2	Bumper
5	32128-25	4	Nut-Flange	20:14	32153-2	1	Nut-Lock
10	74-0720	1	Tube-Manual	20:15	3256-24	1	Washer-Flat
11	2412-133	2	R-Clamp	20:16	93-3163	2	Spring
12	3256-23	8	Washer-Flat	20:17	93-3164	2	Cap
13	3253-4	4	Washer-Lock	20:18	93-3165	1	Bracket
14	322-3	4	Screw-HH	20:19	322-6	1	Screw-HH
15	21-4191	1	Seat Belt ASM	20:20	3217-6	1	Nut-Hex
16	3212-4	2	Screw-HH	20:21	3253-33	1	Washer-Lock
17	3253-6	2	Washer-Lock				
18	3296-29	5	Nut-Lock, NI				
19	2412-93	1	Clamp-R				
20	76-1970	1	Seat Suspension ASM				
20:1	66-8600	1	Frame-Upper				
20:2	66-8510	1	Adjuster W/Handle				
20:4	66-8530	1	Adjuster				
20:5	77-2870	1	Hanger-Spring				
20:6	76-1910	2	Shaft-Pivot				
20:7	66-8560	4	Nut-Push				
20:8	76-1940	2	Spring-Extension				
20:9	76-1920	4	Sleeve-Bearing				

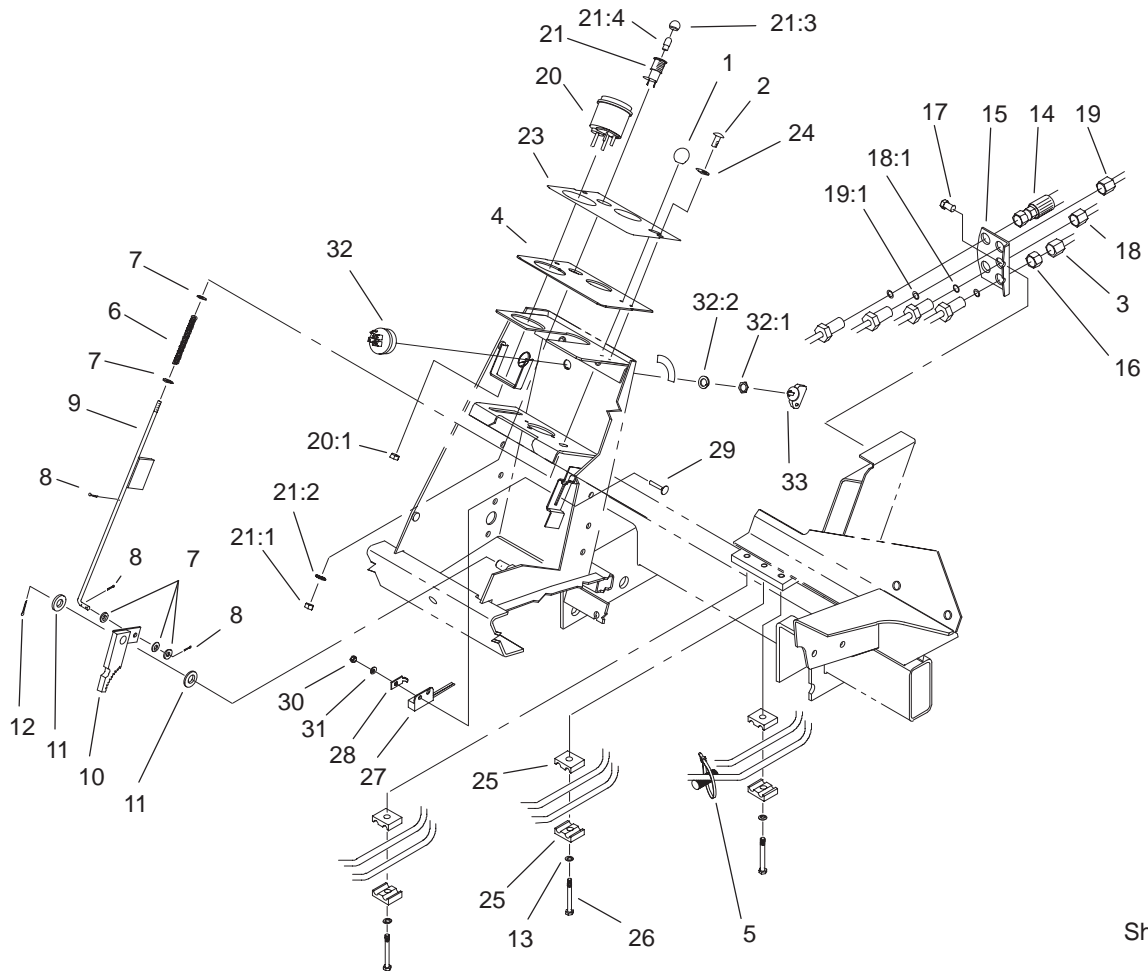


Sheet No.:11

Seat Frame and Throttle Assembly

Ref. No.	Part No.	Qty.	Description
1	75-3400	1	Shaft-Pivot, Seat
2	98-2350-03	1	Plate-Seat
3	322-3	8	Screw-HH
4	92-5720	2	Controller-Electronic
5	3296-29	4	Nut-Lock, NI
6	105-0102	1	Cable-Throttle
7	3272-10	1	Pin-Cotter
8	3256-24	3	Washer-Flat
9	98-2352-03	1	Frame-Seat
10	3290-467	1	Pin-Hair
11	70-1480	1	Relay
12	32144-10	4	Screw-HWH
13	3253-3	3	Washer-Lock
14	321-36	3	Screw-HH
15	52-2900	2	Washer
16	75-3680-03	1	Rod-Seat
17	93-7598-03	1	Lever-Throttle
18	233-42	1	Knob
19	3296-39	1	Nut-Lock, NI
20	105-9268	1	Decal-Solenoid Info, Ce
21	105-3352	1	Harness-Wire, Main
22	92-7396-03	1	Mount-Cable
23	49-2040	1	Screw-Tapping
24	52-5910	1	Ring-Retaining
25	98-2354-03	1	Latch-Seat

Ref. No.	Part No.	Qty.	Description
26	98-2353	2	Bracket-Latch, Seat
27	32128-25	4	Nut-Flange
28	66-4190-03	1	Spring-Idler, Clutch
29	105-4674	1	Decal-Noise, Ce
30	85-6910	1	Decal-Rating, Noise
31	2412-150	2	J-Clip
32	3290-307	1	Pin-Hair
33	94-8146	1	Strip-Foam
34	66-8800	1	Relay

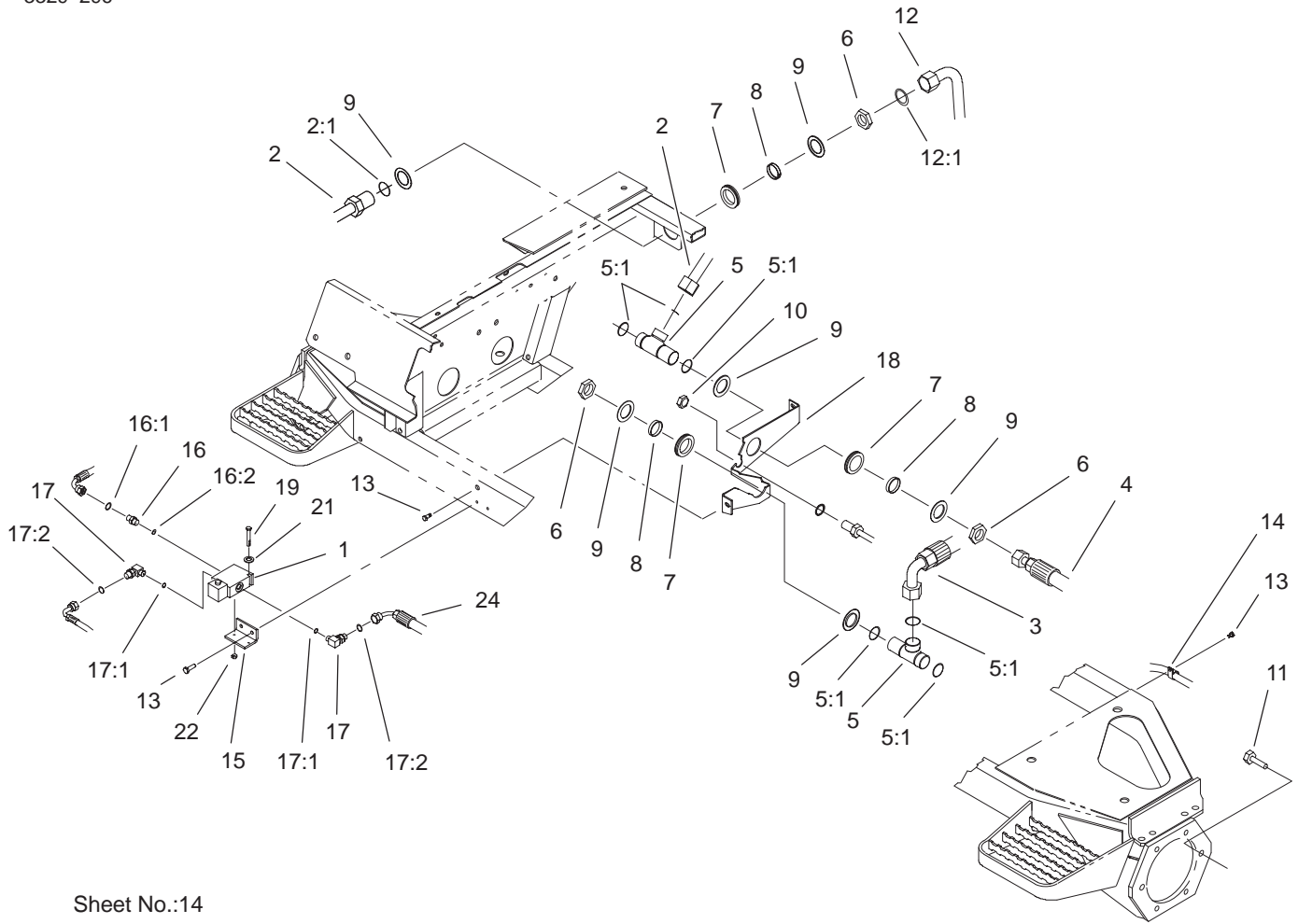


Sheet No.:13

Steering Tower Assembly

Ref. No.	Part No.	Qty.	Description	Ref. No.	Part No.	Qty.	Description
1	233-17	1	Knob	21:1	218-535	1	Nut-Hex
2	87-6620	2	Screw	21:2	218-536	1	Washer-Lock
3	104-3738	1	HYD Tube ASM	21:3	218-533	1	Lens
4	93-7998-03	1	Plate-Instrument	☆21:4		1	Bulb
5	3290-379	1	Tie-Cable	23	93-1263	1	Decal-Tower
6	95-1821-03	1	Spring-Compression	24	3256-1	2	Washer-Flat
7	3256-22	5	Washer-Flat	25	56-7973	6	Clamp-Tube
8	3272-5	3	Pin-Cotter	26	322-6	3	Screw-HH
9	104-1492	1	Rod ASM	27	100-1270	1	Switch-Proximity
10	63-7900-03	1	Rack ASM	28	100-4872	1	Plate-Switch, Neutral
11	3256-26	2	Washer-Flat	29	104-1450	1	Bolt-CARR
12	3272-10	1	Pin-Cotter	30	3296-2	1	Nut-Lock
13	3256-23	3	Washer-Flat	31	3256-14	1	Washer-Flat
14	105-7926	1	Steering Hose ASM	32	99-2319	1	Key-Switch
15	92-7606-03	1	Bracket-Bulkhead	32:1	218-446	1	Nut-Hex
16	340-70	4	Nut-Lock	32:2	218-447	1	Washer-Lock
17	32144-11	2	Screw-TAP	33	63-8360	1	Key-Ignition
18	104-3745	1	Straight Tube ASM, Rear RH				
18:1	237-22	1	O-Ring				
19	104-3746	1	Straight Tube ASM, Rear In				
19:1	237-22	1	O-Ring				
20	105-3304	1	Speedometer				
20:1	3296-1	4	Nut-Lock NI				
21	44-2210	1	Light-Indicator, Red				

☆ Not serviced separately

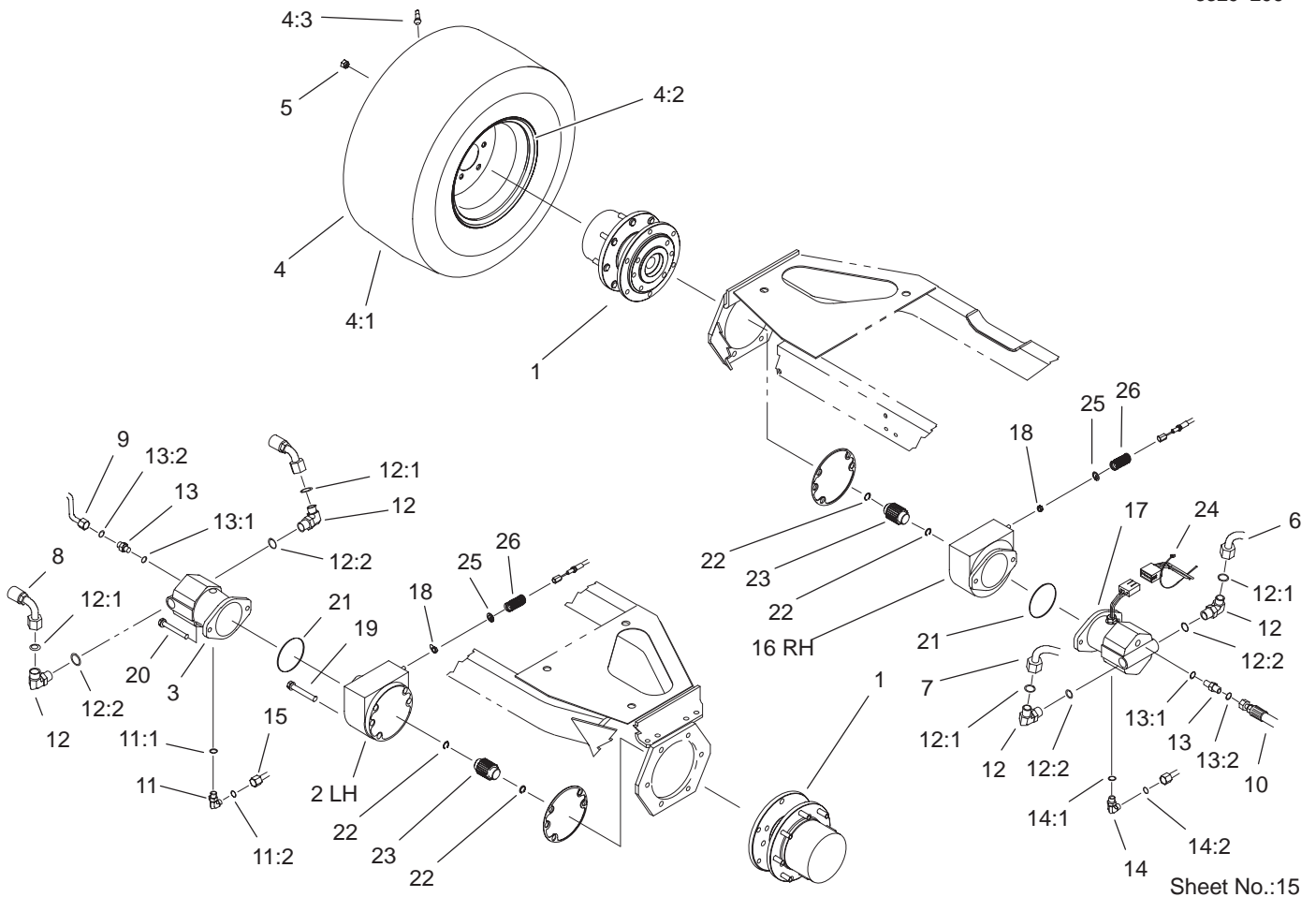


Sheet No.:14

Front Hydraulic Drive Assembly

Ref. No.	Part No.	Qty.	Description
1	105-3303	1	Flow Divider Valve ASM
2	104-3719	1	HYD Tube ASM
2:1	340-65	1	O-Ring
3	105-7922	1	HYD Hose ASM
4	92-7486	1	Hydraulic Hose ASM
5	92-7550	2	Fitting-Bulkhead Tee
5:1	340-65	3	O-Ring
6	340-128	3	Nut-Bulkhead
7	240-2	3	Grommet-Rubber
8	69-8950	3	Spacer
9	69-8920	6	Washer
10	340-127	1	Nut-Bulkhead
11	33106-030	12	Screw-HHF
12	104-3736	1	HYD Tube ASM
12:1	237-58	1	O-Ring
13	32144-11	6	Screw-TAP
14	2412-93	2	Clamp-R
15	100-3807	1	Bracket-Flow Divider
16	340-1	1	Adapter
16:1	237-35	1	O-Ring
16:2	237-42	1	O-Ring
17	340-82	2	Adapter
17:1	237-42	1	O-Ring
17:2	237-21	1	O-Ring
18	92-7455-03	1	Plate-Bulkhead

Ref. No.	Part No.	Qty.	Description
19	321-23	2	Screw-HH
21	3256-2	2	Washer-Flat
22	3296-42	2	Nut-Lock, NI
24	100-3783	1	Hose ASM



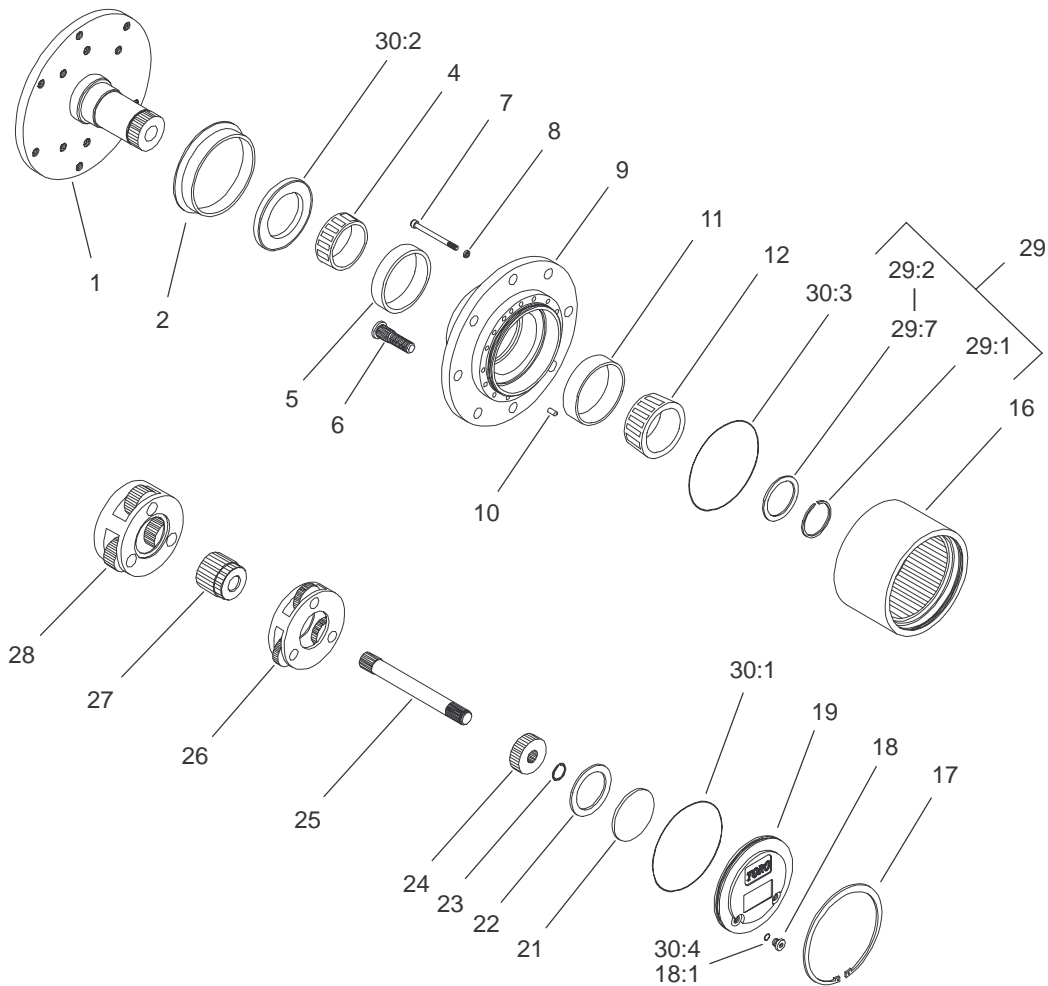
Sheet No.:15

Front Axle and Brake Assembly

Ref. No.	Part No.	Qty.	Description
1	105-4500-03	2	Planetary ASM
2	100-3070-03	1	Brake ASM
3	92-7385	1	Motor-HYD
☆4		2	Wheel & Tire ASM
4:1	95-3465	1	Tire
4:2	95-3464	1	Rim
4:3	232-24	1	Stem-Valve
5	92-7483	16	Nut-Lug
6	92-7475	1	Traction Tube ASM
7	92-7476	1	Traction Tube ASM
8	92-7487	1	Hydraulic Hose ASM
9	92-7477	1	Motor Drain Tube ASM
10	92-7488	1	Hydraulic Hose ASM
11	340-18	1	Fitting-HYD, 90°
11:1	237-79	1	O-Ring
11:2	237-22	1	O-Ring
12	340-142	4	Fitting-HYD, 90°
12:1	237-58	1	O-Ring
12:2	237-81	1	O-Ring
13	340-5	2	Fitting-Straight
13:1	237-42	1	O-Ring
13:2	237-30	1	O-Ring
14	340-98	1	Fitting-HYD, 90°
14:1	237-79	1	O-Ring
14:2	237-30	1	O-Ring
15	92-7598	1	Front Drain Tube ASM

Ref. No.	Part No.	Qty.	Description
16	100-3069-03	1	Brake ASM
17	93-7476	1	Motor-HYD
18	3218-4	2	Nut-Jam
19	33106-090	8	Screw-HHF
20	33116-120	4	Screw-HH
21	237-166	2	O-Ring
22	93-7972	4	Ring-Retaining, Internal
23	100-3046	2	Shaft-Brake, Splined
24	3290-378	2	Tie-Cable
25	94-3050	2	Plate-Spring
26	94-3088	2	Spring-Compression

☆ Not serviced separately



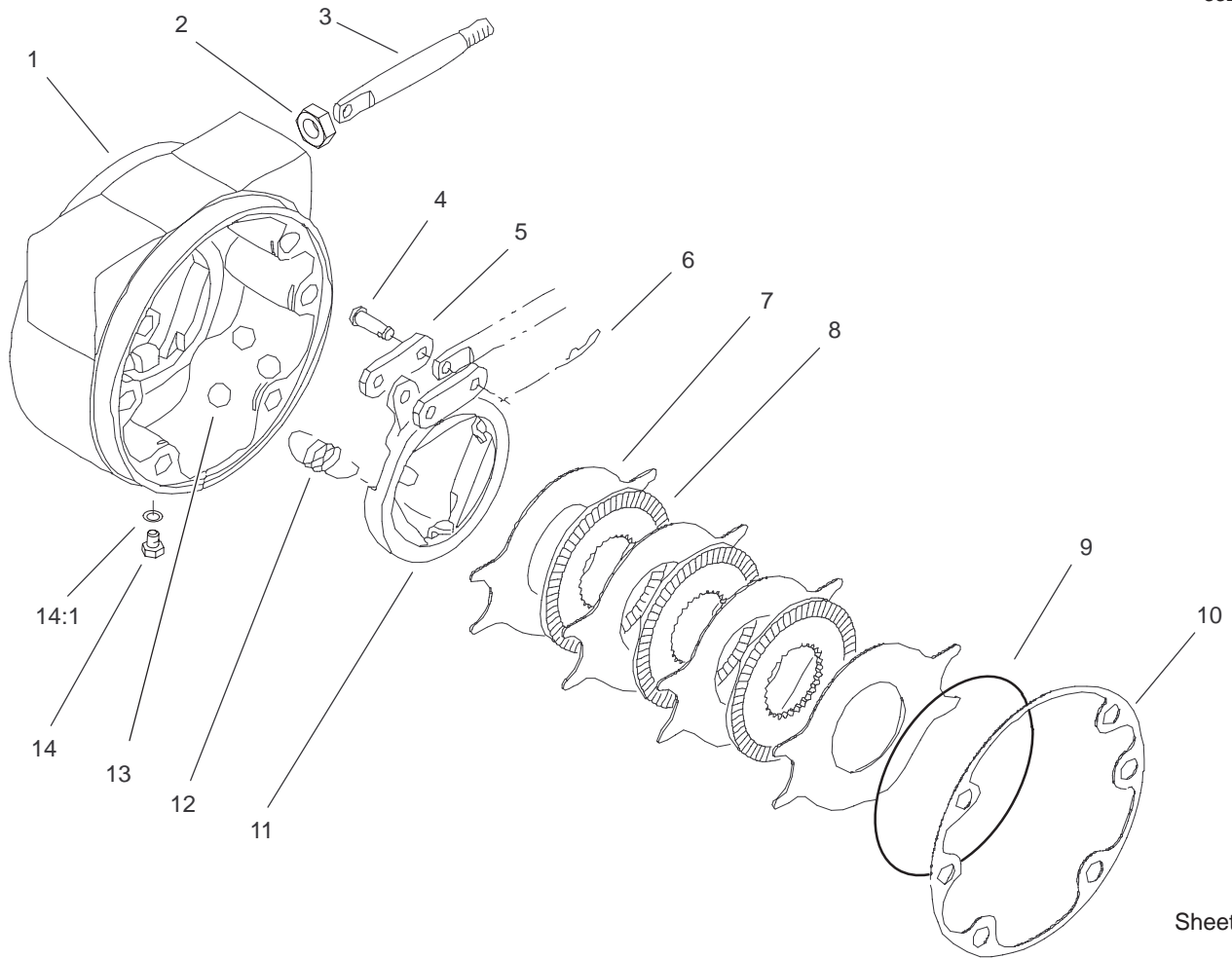
Sheet No.:A3
T-3867

Planetary Drive Assembly No. 105-4500-03

Ref. No.	Part No.	Qty.	Description
☆1		1	Spindle
2	105-8122	1	Seal-Boot
4	105-8120	1	Bearing-Cone
5	105-8119	1	Bearing-Cup
6	105-8124	8	Stud-Wheel
7	105-8125	16	Bolt-Socket Head
8	3253-18	16	Washer-Lock/Sp
☆9		1	Housing
10	105-8121	1	Pin-Dowel
11	105-8117	1	Bearing-Cup
12	105-8118	1	Bearing-Cone
16	105-8113	1	Gear-Ring
17	105-8132	1	Ring-Retaining
18	353-990	2	Plug
18:1	237-78	1	O-Ring
19	105-8138	1	Cap-End
21	105-8133	1	Plug-Thrust
22	105-8123	1	Washer-Thrust
23	105-8131	1	Ring-Retaining
24	105-8114	1	Gear-Primary
25	105-8115	1	Shaft-Drive
26	105-8129	1	Primary Carrier ASM
27	105-8139	1	Gear-Secondary
28	105-8130	1	Secondary Carrier
29	105-8136	1	Part Kit

Ref. No.	Part No.	Qty.	Description
☆29:1		1	Ring-Snap
☆29:2		1	Shim-Bearing, 2.9mm
☆29:3		1	Shim-Bearing, 2.8mm
☆29:4		1	Shim-Bearing, 2.7mm
☆29:5		1	Shim-Bearing, 2.6mm
☆29:6		1	Shim-Bearing, 2.5mm
☆29:7		1	Shim-Bearing, 2.4mm
*30	105-8137	1	Seal Kit
☆30:1		1	O-Ring, Flange Cap
☆30:2		1	Seal-Oil
☆30:3		2	O-Ring, End Cap
☆30:4		2	O-Ring, Plug

☆ Not serviced separately
* Not illustrated



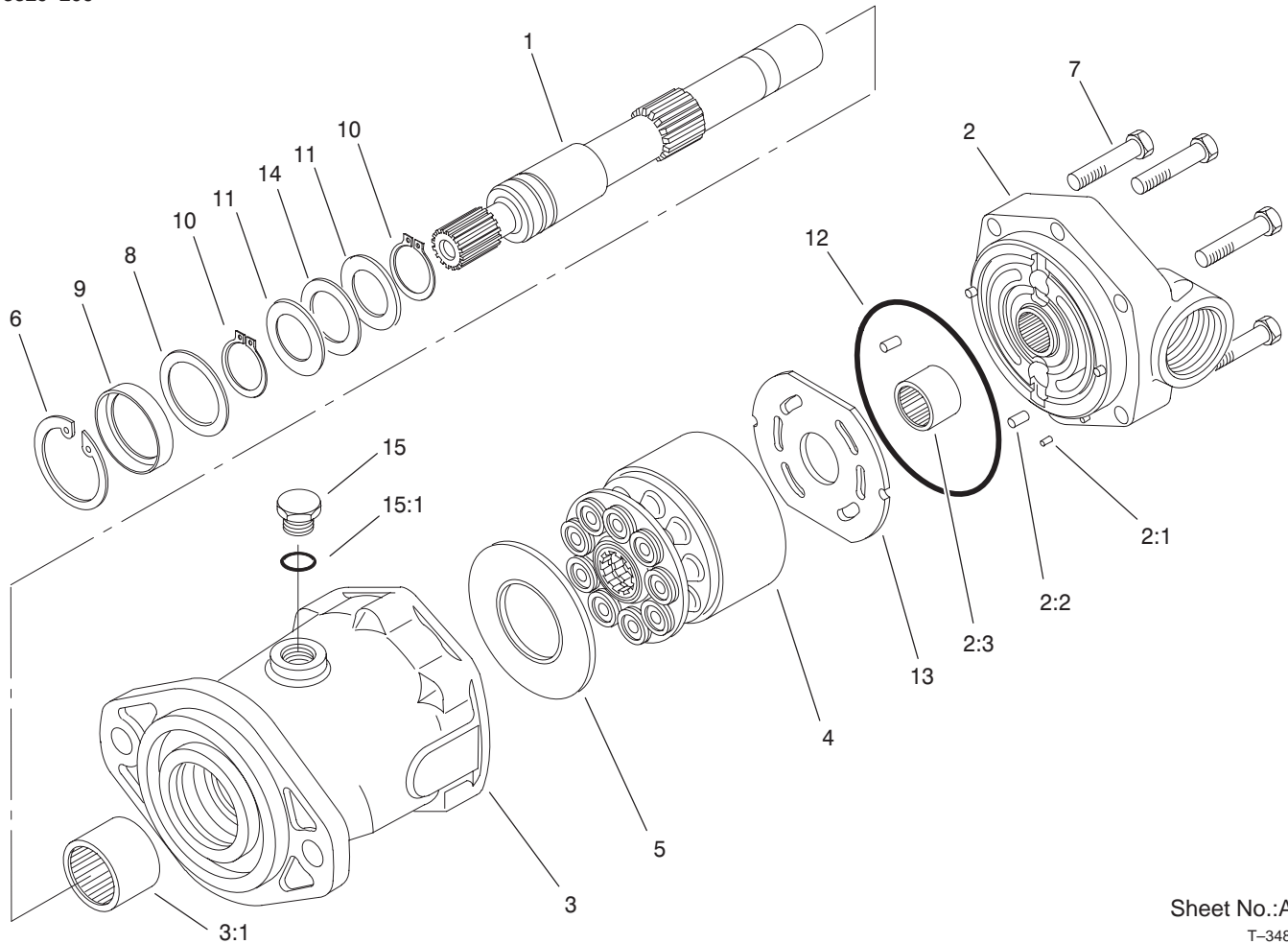
Sheet No.:A4
T-3760

LH Brake Assembly No. 100-3070-03

Ref. No.	Part No.	Qty.	Description
☆1		1	Brake ASM
2	93-7977	1	Seal
3	93-7978	1	Rod-Pull
4	93-7983	2	Pin-Clevis
5	93-7980	2	Link
6	93-7979	2	Pin-Hitch
7	93-7986	4	Disc-Stationary
8	104-4278	3	Disc-Rotating
9	93-7976	1	Ring-Retaining
10	93-7984	1	Gasket
11	104-4279	1	Actuator-Rotating
12	93-7987	3	Spring-Extension
13	93-7985	3	Ball
14	353-990	2	Plug
14:1	237-78	1	O-Ring

Ref. No.	Part No.	Qty.	Description

☆ Not serviced separately



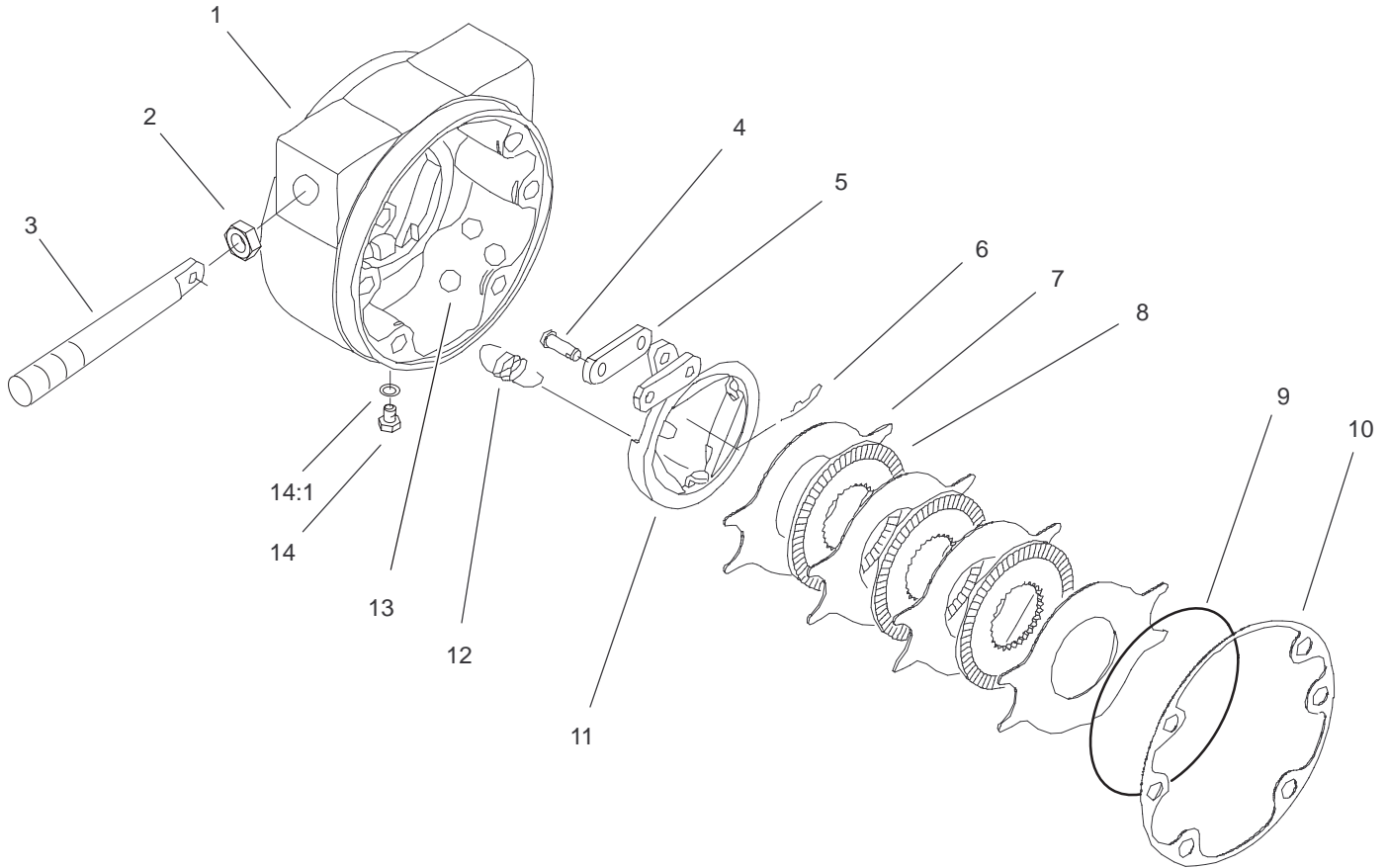
Sheet No.:A5
T-3489

Hydraulic Motor Assembly No. 92-7385

Ref. No.	Part No.	Qty.	Description
1	94-3004	1	Shaft-Drive, Splined
2	94-3005	1	Backplate ASM
☆2:1		1	Pin-Dowel
☆2:2		3	Pin-Dowel
☆2:3		1	Bearing-Needle
3	94-3006	1	Housing ASM
☆3:1		1	Bearing-Needle
4	76-6910	1	Rotating Kit
5	76-6970	1	Insert-Plate, Cam
6	76-7010	1	Ring-Retaining
7	94-3002	6	Capscrew
8	94-3007	1	Washer
9	105-3331	1	Seal-Shaft
10	76-7000	2	Ring-Retaining
11	76-6950	2	Race-Thrust
12	76-6980	1	O-Ring
13	94-3003	1	Plate-Valve
14	76-6960	1	Bearing-Thrust
15	94-3009	1	Plug
☆15:1		1	O-Ring

Ref. No.	Part No.	Qty.	Description

☆ Not serviced separately



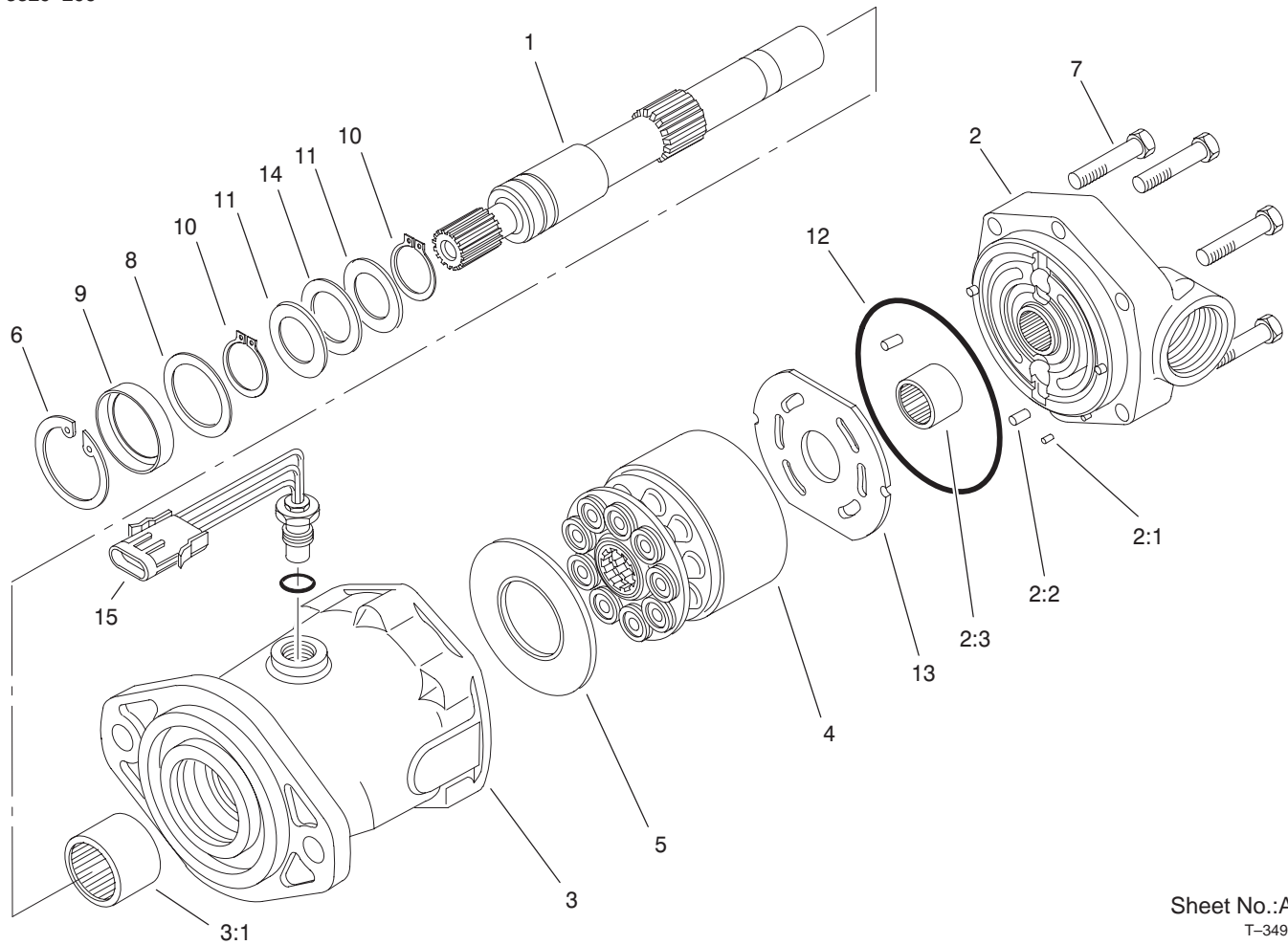
Sheet No.:A6
T-3759

RH Brake Assembly No. 100-3069-03

Ref. No.	Part No.	Qty.	Description
☆1		1	Brake ASM
2	93-7977	1	Seal
3	93-7978	1	Rod-Pull
4	93-7983	2	Pin-Clevis
5	93-7980	2	Link
6	93-7979	2	Pin-Hitch
7	93-7986	4	Disc-Stationary
8	104-4278	3	Disc-Rotating
9	93-7976	1	Ring-Retaining
10	93-7984	1	Gasket
11	104-4280	1	Actuator-Rotating
12	93-7987	3	Spring-Extension
13	93-7985	3	Ball
14	353-990	2	Plug
14:1	237-78	1	O-Ring

Ref. No.	Part No.	Qty.	Description

☆ Not serviced separately



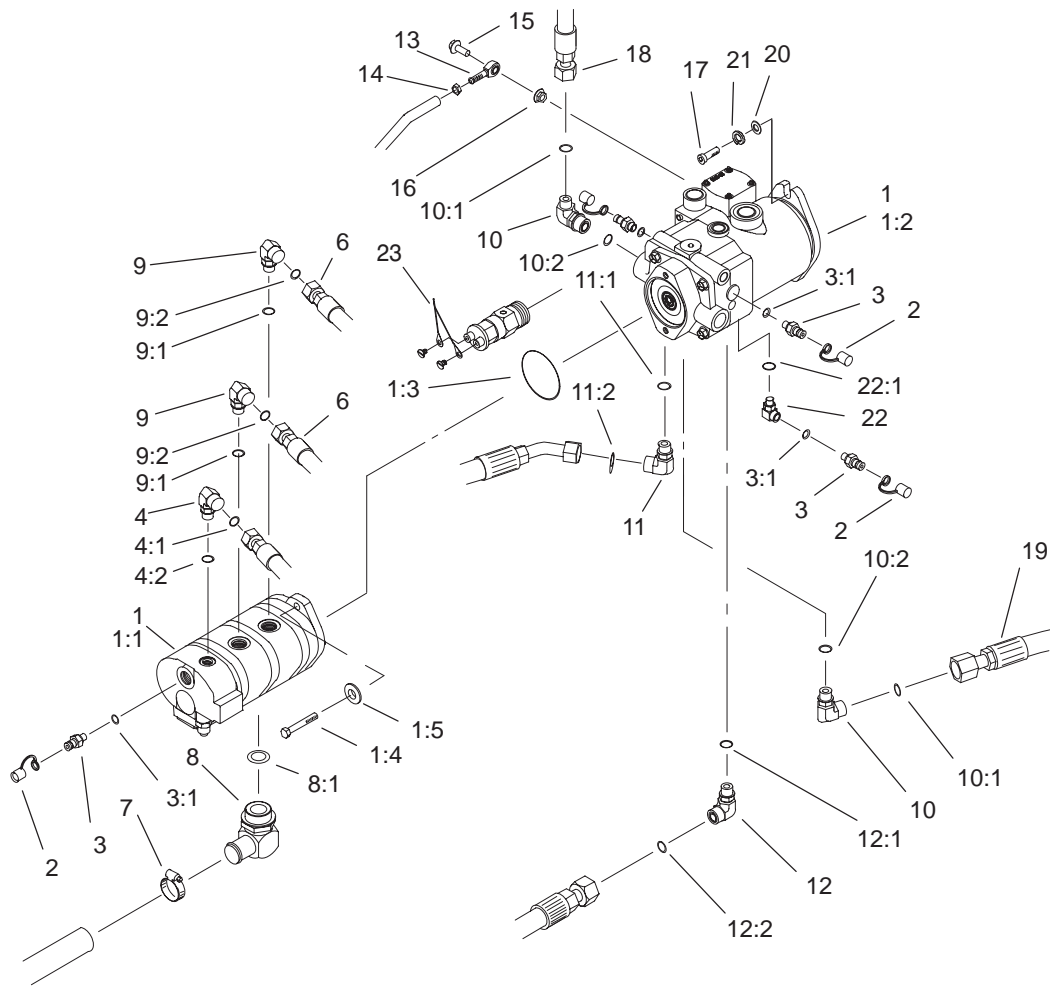
Sheet No.:A7
T-3491

Hydraulic Motor Assembly No. 93-7476

Ref. No.	Part No.	Qty.	Description
1	94-3004	1	Shaft-Drive, Splined
2	94-3005	1	Backplate ASM
☆2:1		1	Pin-Dowel
☆2:2		3	Pin-Dowel
☆2:3		1	Bearing-Needle
3	94-3006	1	Housing ASM
☆3:1		1	Bearing-Needle
4	76-6910	1	Rotating Kit
5	76-6970	1	Insert-Plate, Cam
6	76-7010	1	Ring-Retaining
7	94-3002	6	Capscrew
8	94-3007	1	Washer
9	105-3331	1	Seal-Shaft
10	76-7000	2	Ring-Retaining
11	76-6950	2	Race-Thrust
12	76-6980	1	O-Ring
13	94-3003	1	Plate-Valve
14	76-6960	1	Bearing-Thrust
15	94-3010	1	Sensor-Speed Pickup

Ref. No.	Part No.	Qty.	Description

☆ Not serviced separately



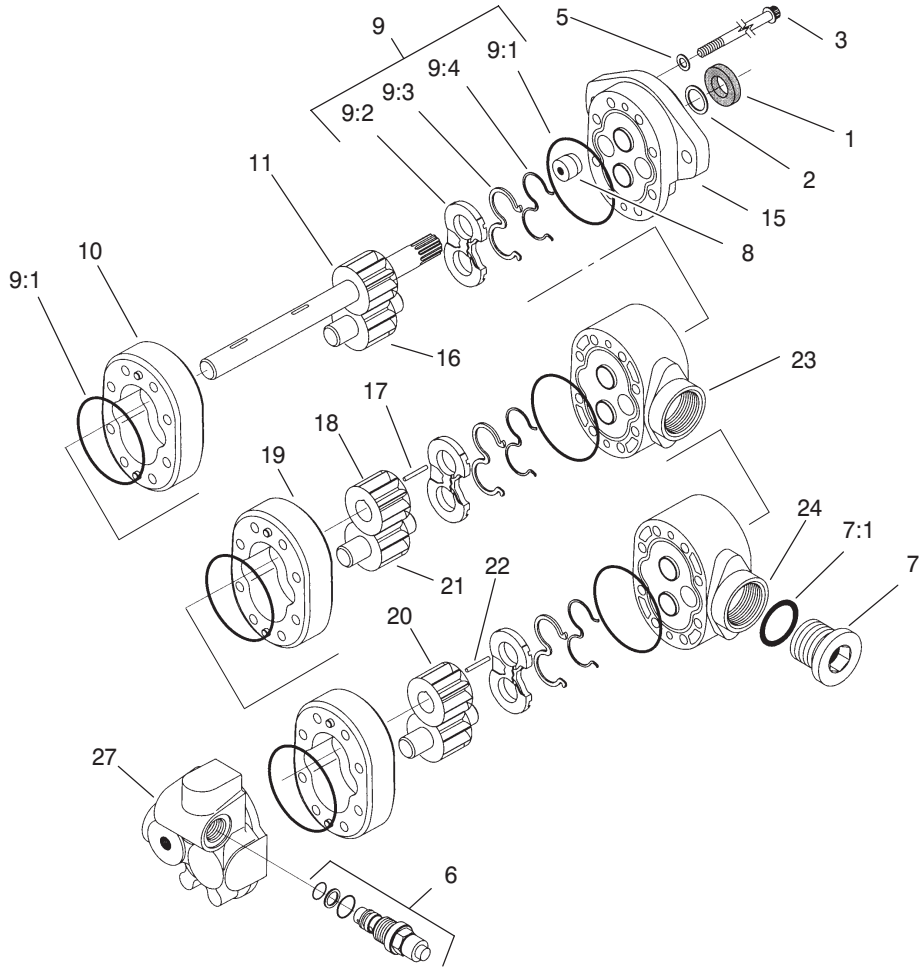
Sheet No.:16

Hydraulic Pump Installation Assembly

Ref. No.	Part No.	Qty.	Description
☆1		1	Pump Assembly
1:1	105-3317	1	Pump-Gear
1:2	105-3356	1	Pump-Piston
1:3	60-3520	1	O-Ring
1:4	323-7	2	Screw-HH
1:5	95-6055	2	Washer
2	354-79	4	Cap-Dust, Yellow
3	354-77	4	Fitting-Quick
3:1	237-78	1	O-Ring
4	340-77	1	Fitting-HYD, 90°
4:1	237-22	1	O-Ring
4:2	237-42	1	O-Ring
6	105-7927	2	HYD Hose ASM
7	2412-111	1	Clamp
8	92-7526	1	Fitting-HYD, 90°
8:1	237-101	1	O-Ring
9	340-105	2	Fitting-HYD, 90°
9:1	237-80	1	O-Ring
9:2	237-30	1	O-Ring
10	340-15	2	Fitting-HYD, 90°
10:1	237-58	1	O-Ring
10:2	237-146	1	O-Ring
11	104-3796	1	Fitting-HYD, 90°
11:1	237-81	1	O-Ring
11:2	340-65	1	O-Ring
12	340-129	1	Fitting-HYD, 90°

Ref. No.	Part No.	Qty.	Description
12:1	237-146	1	O-Ring
12:2	340-65	1	O-Ring
13	2411-36	1	Bearing-End, Rod
14	3220-3	1	Nut-Jam
15	3234-11	1	Screw-HHF
16	3296-59	1	Nut-Lock, NI
17	325-6	2	Screw-HH
18	104-3789	1	Filter Hose ASM
19	105-7920	1	HYD Hose ASM
20	87-7270	2	Washer-Thrust
21	3253-7	2	Washer-Lock
22	75-6640	1	Fitting-HYD, Special
22:1	237-78	1	O-Ring
23	105-0122	1	Harness-Wire

☆ Not serviced separately



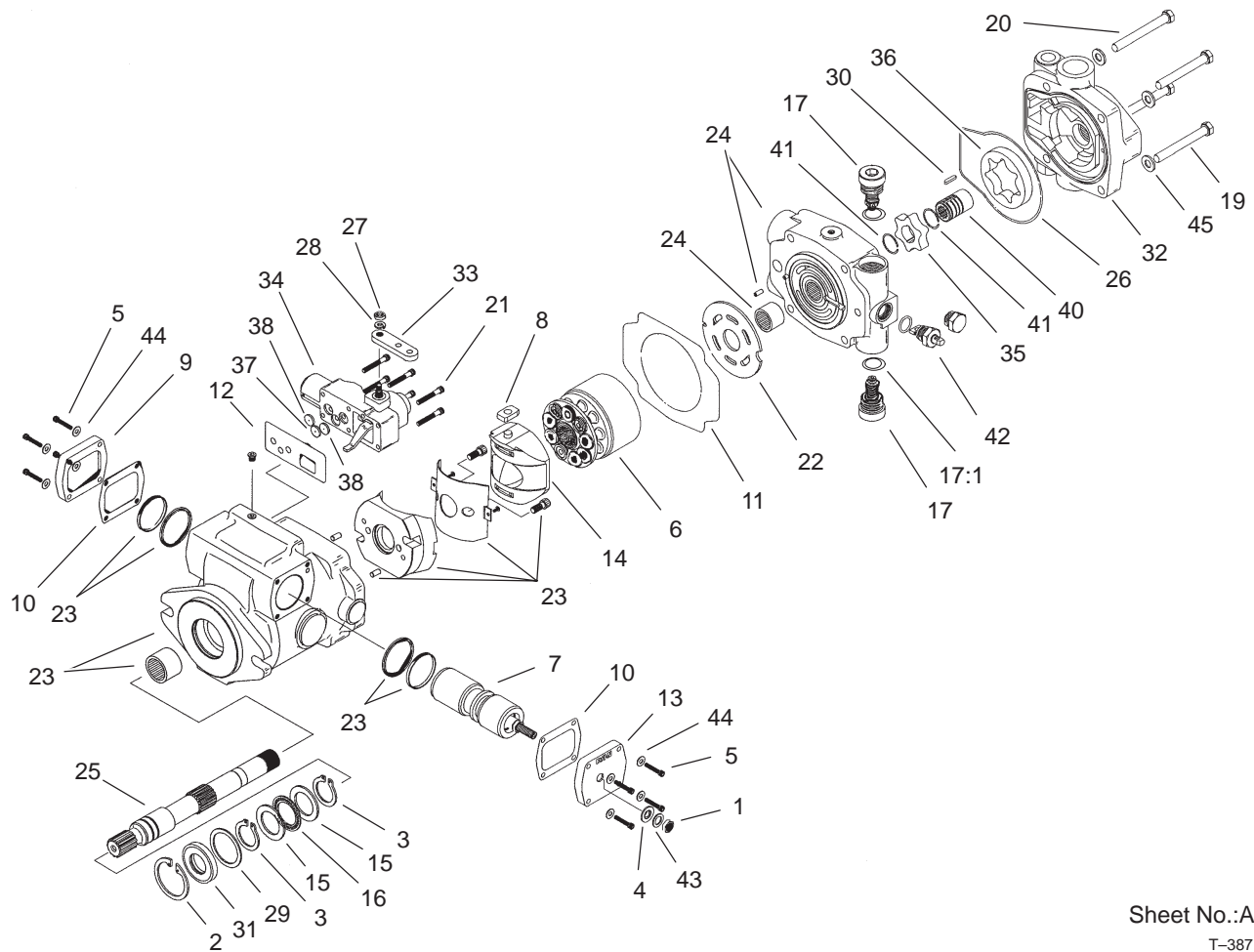
Sheet No.:A8
T-3870

Gear Pump Assembly No. 105-3317

Ref. No.	Part No.	Qty.	Description
1	49-2640	1	Seal-Shaft
2	60-5890	1	Washer
3	105-2898	8	Screw-Cap
5	74-8920	4	Washer-Copper
6	105-2891	1	Relief Valve ASM
7	94-3013	1	Plug
☆7:1		1	O-Ring
8	94-3011	1	Plug
9	94-3015	1	Seal Kit
9:1	56-6710	6	O-Ring
☆9:2		3	Plate-Wear
☆9:3		3	Seal-Pressure, Balance
☆9:4		3	Gasket-Backup
☆10		1	Body
☆11		1	Drive Gear ASM
☆15		1	Front Plate ASM
☆16		1	Gear-Idler
☆17		1	Key
☆18		1	Gear
☆19		1	Body
☆20		1	Gear
☆21		1	Gear-Idler
☆22		1	Key
☆23		1	Plate-Adaptor

Ref. No.	Part No.	Qty.	Description
☆24		1	Plate-Adaptor
☆27		1	Body

☆ Not serviced separately



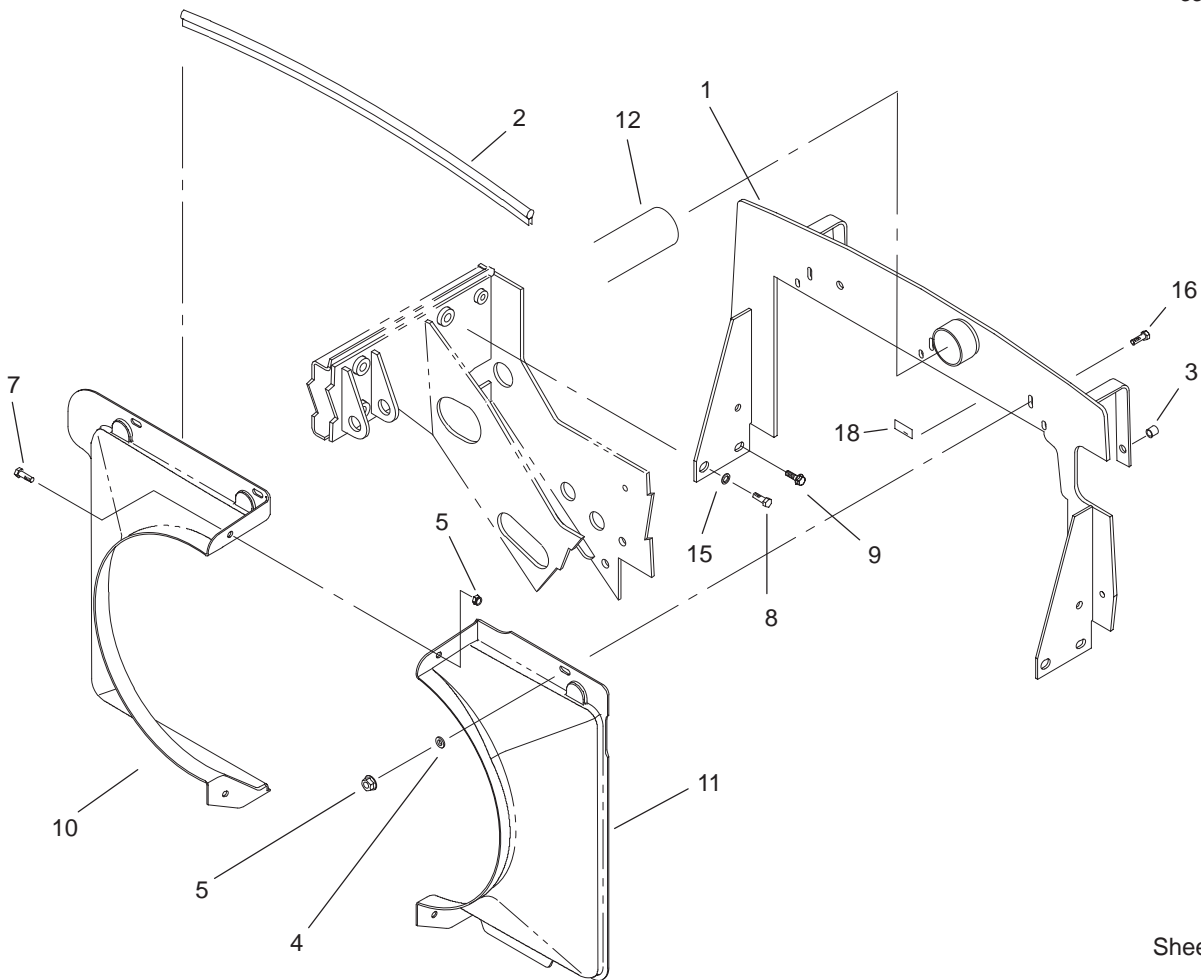
Sheet No.:A9

T-3871

Piston Pump Assembly No. 105-3356

Ref. No.	Part No.	Qty.	Description	Ref. No.	Part No.	Qty.	Description
1	3220-2	1	Nut	26	105-2905	1	O Ring-Molded
2	60-6260	1	Ring	27	3217-5	1	Nut-Hex
3	76-7000	2	Ring-Retaining	28	3253-3	1	Washer-Lock
4	94-3027	1	Washer-Seal	29	94-3007	1	Washer
5	93-6337	8	Screw	30	105-2906	1	Key
6	93-6322	1	Rotating Kit	31	105-3331	1	Seal-Shaft
7	105-2856	1	Servo Piston ASM	32	105-2907	1	Charge Pump Adapter ASM
8	94-3032	1	Follower-Piston	33	94-3031	1	Arm-Control
9	94-3033	1	Plate-Cover	34	93-6306	1	Control ASM
10	93-6339	2	Gasket	35	105-2908	1	Gerotor-Inner Ring
11	105-2900	1	Gasket-Housing	36	99-8707	1	Gerotor-Outer
12	105-2901	1	Gasket-Control Housing	37	105-2909	1	Orifice-Control, .036 Dia
13	94-3034	1	Plate-Cover	38	105-2910	2	Orifice-Control Valve
14	94-3026	1	Camplate ASM	40	105-2911	1	Coupler
15	76-6950	2	Race-Thrust	41	105-2912	2	Ring-Retaining
16	60-6170	1	Bearing-Thrust	42	105-2913	1	Valve-Bypass
17	105-2858	2	Valve-Relief	43	94-3030	1	Washer
☆17:1		1	O-Ring	44	93-6336	8	Washer
19	323-15	2	Screw-HH	45	3256-24	4	Washer-Flat
20	323-16	2	Screw-HH				
21	93-6324	6	Screw				
22	105-2902	1	Plate-Valve				
23	105-2903	1	Housing				
24	105-8149	1	Endcover ASM				
25	94-3020	1	Shaft-Drive				

☆ Not serviced separately

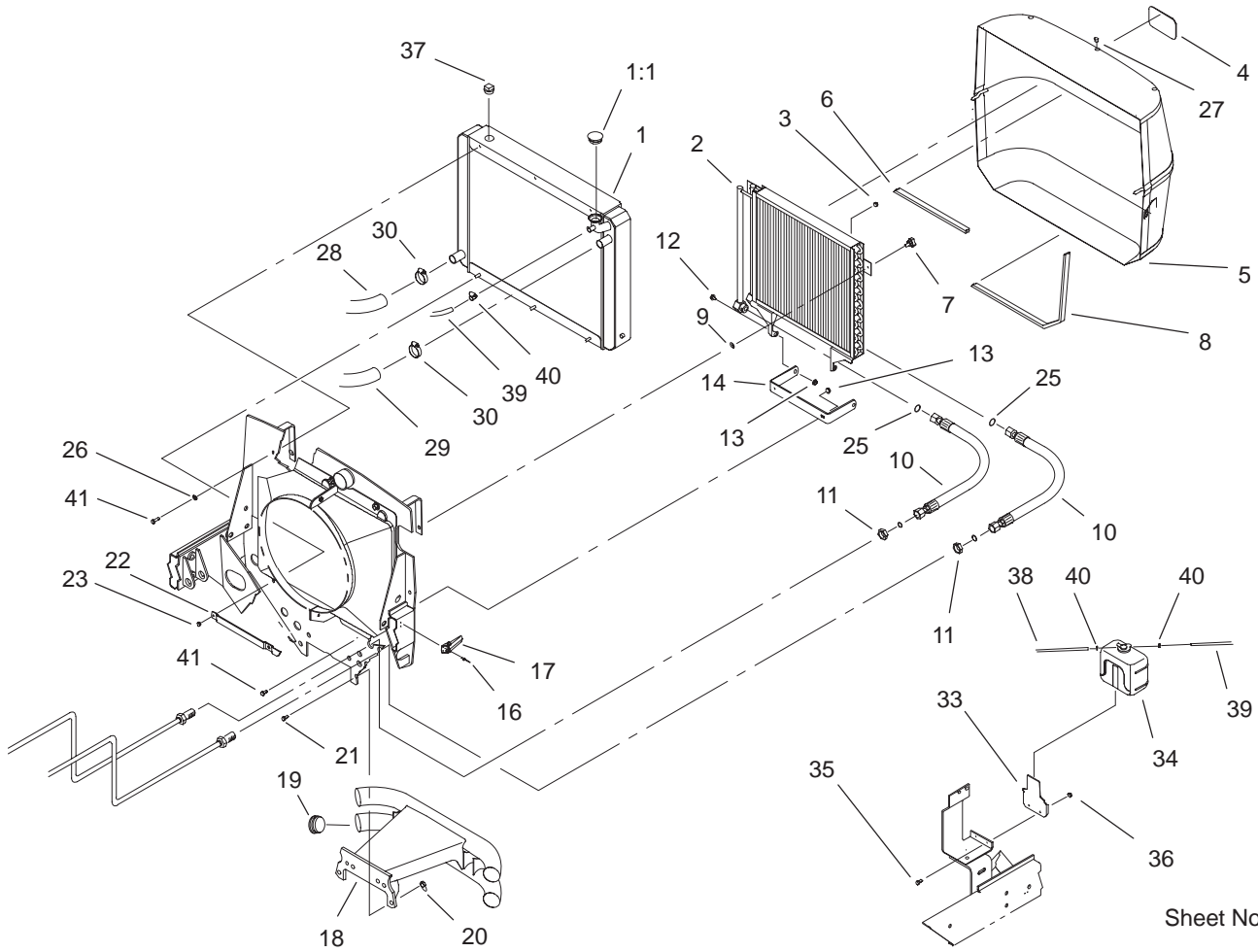


Sheet No.:17

Radiator Support and Shroud Assembly

Ref. No.	Part No.	Qty.	Description
1	104-3783-03	1	Support-Radiator
2	93-7553	1	Seal-Hood
3	32148-10	2	Insert-Threaded
4	3256-56	3	Washer-Flat
5	32128-20	5	Nut-HF
7	3234-5	2	Screw
8	33118-025	2	Screw-HH
9	3234-1	2	Screw-HHF
10	105-0104	1	Shroud-Fan, RH
11	105-0103	1	Shroud-Fan, LH
12	104-5209	1	Hose-Cleaner, Air
15	3256-27	2	Washer-Flat
16	3230-2	3	Bolt-CARR
18	93-6681	1	Decal-Warning, Fan

Ref. No.	Part No.	Qty.	Description

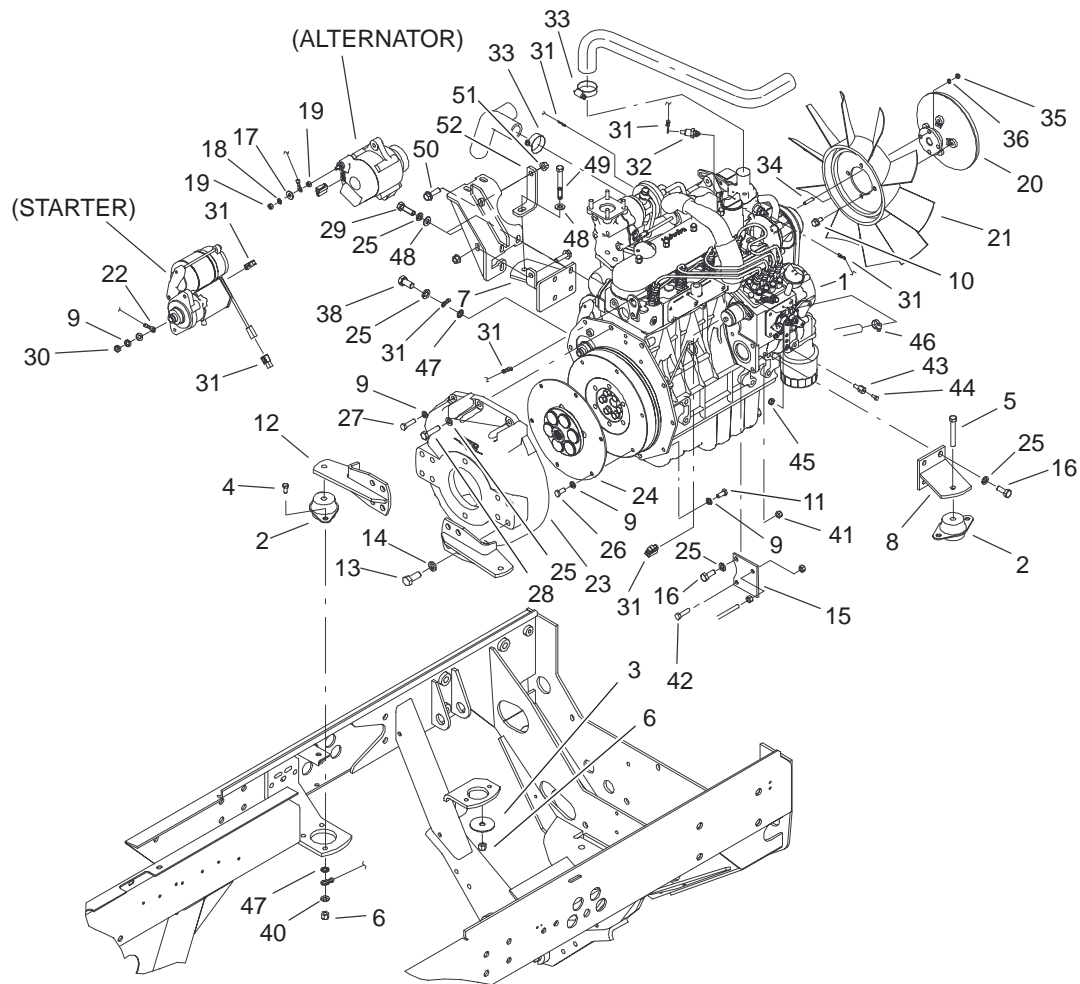


Sheet No.:18

Radiator and Screen Assembly

Ref. No.	Part No.	Qty.	Description
1	104-3780	1	Radiator ASM
1:1	93-5957	1	Cap-Radiator
2	82-3740	1	Cooler-Oil
3	94-2638	4	Nut-Tinnerman
4	93-6028	1	Plate-Logo, Toro
5	92-7505-03	1	Screen
6	92-7631	1	Seal-Screen
7	77-3620	2	Knob-Retainer
8	93-4208	1	Seal-Screen, Strip
9	32151-72	2	Ring-Retaining
10	92-7535	2	Hose ASM
11	340-74	2	Locknut-Bulkhead
12	37-8771	2	Bolt-Shoulder
13	32128-20	2	Nut-HF
14	92-7516-03	1	Bracket-Support, Cooler Base
16	3269-4	4	Rivet-Pop
17	105-9296	2	Latch-Draw
18	100-3758-03	1	Bumper
19	2410-42	4	Cap-End
20	3296-23	4	Nut-Lock, NI
21	325-6	4	Screw-HH
22	92-7416-03	1	Strap-Radiator
23	3296-29	3	Nut-Lock, NI
25	237-65	2	O-Ring
26	3256-23	3	Washer-Flat

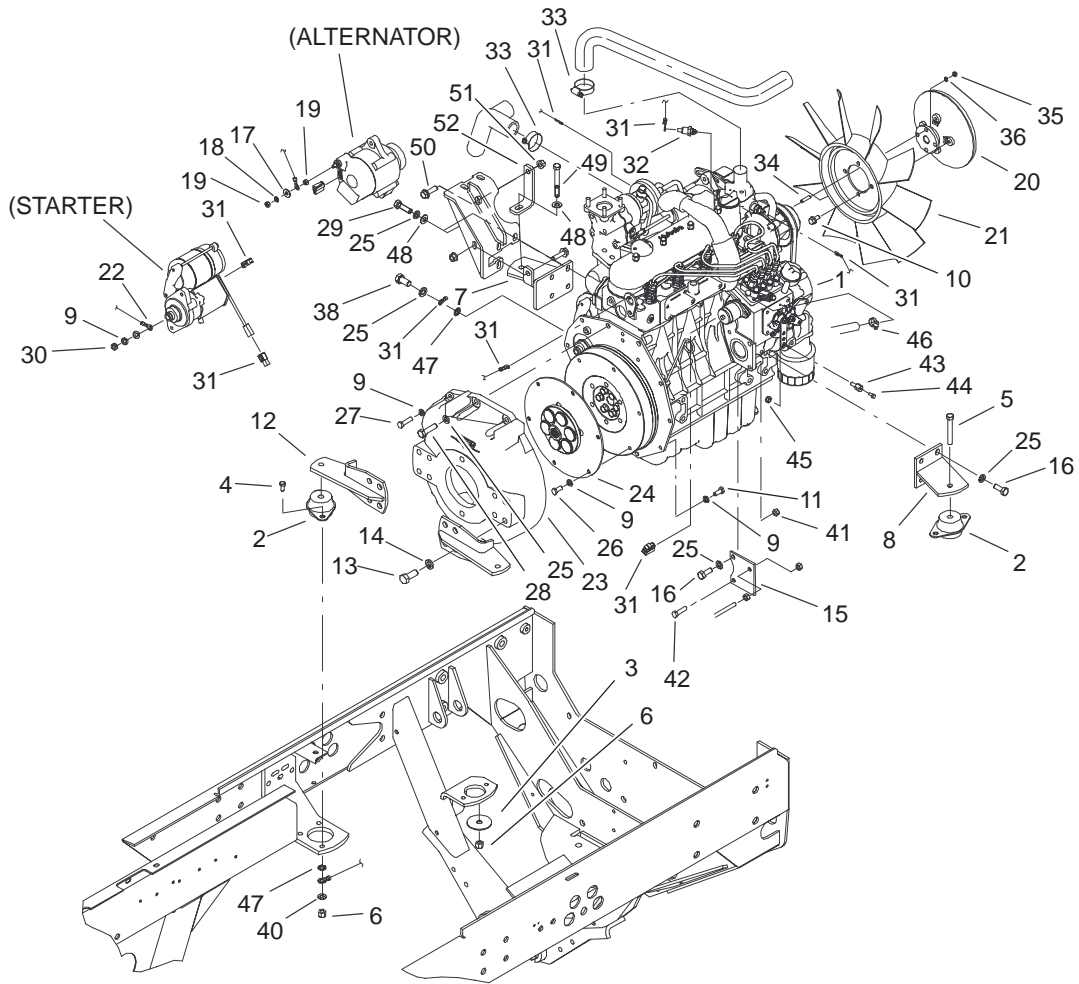
Ref. No.	Part No.	Qty.	Description
27	2410-64	3	Plug-Button
28	104-3781	1	Hose-Radiator, Lower
29	104-3782	1	Hose-Radiator, Upper
30	2412-34	2	Clamp-Hose
33	98-4576	1	Bracket-Reservoir Water
34	104-9318	1	Bottle-Overflow
35	321-4	2	Screw-HH
36	3296-42	2	Nut-Lock, NI
37	281-13	1	Plug-Pipe
38	98-7895	1	Tube
39	54-8040	1	Hose-Fuel
40	2412-108	2	Clamp-Worm
41	3234-5	5	Screw



Sheet No.:19

Engine Assembly

Ref. No.	Part No.	Qty.	Description	Ref. No.	Part No.	Qty.	Description
1	106-7050	1	Engine-Kubota	24	105-0101	1	Flywheel Coupling ASM
2	53-9680	4	Mount-Engine	25	42-9600	12	Lockwasher-Spring
3	87-5100	4	Washer-Snubbing	26	33114-016	6	Screw-HH
4	323-7	7	Screw-HH	27	33114-030	6	Screw-HH
5	323-13	3	Screw-HH	28	87-3700	2	Screw-HH
6	3296-39	11	Nut-Lock, NI	29	99-6058	3	Screw-Cap
7	105-7914-03	1	Bracket-Engine	30	57-6390	1	Nut-Jam
8	104-3762-03	1	Bracket-Engine, Front LH	31	106-5972	1	Harness-Wire
9	42-9850	15	Washer-Lock, Spring	32	98-9346	1	Sender-Temperature
10	3234-7	4	Screw-HHF	33	2412-34	2	Clamp-Hose
11	33114-020	2	Screw-HH	34	104-5222	4	Stud
12	104-3764-03	2	Plate-Engine, Rear	35	33013-00	4	Nut-Hex
13	325-5	8	Screw-HH	36	3253-18	4	Washer-Lock/Sp
14	3253-7	8	Washer-Lock	38	43-0090	1	Screw-HH
15	104-3778-03	1	Plate-Throttle	40	3256-3	1	Washer-Flat
16	63-7790	6	Screw-Cap	41	33024-00	1	Nut-Lock
17	3256-78	1	Washer-Flat	42	33114-030	1	Screw-HH
18	43-5930	1	Washer-Spring	43	98-9311	1	Swivel-Throttle
19	48-7890	1	Nut	44	25-8640	1	Screw-HH
20	105-0129	1	Clutch-Fan	45	3296-20	1	Nut-Lock, NI
21	74-3650	1	Fan	46	2412-108	2	Clamp-Worm
22	99-3441	1	Harness-Wire, Fusible Link	47	3255-9	2	Washer-Lock, Ext
23	105-0100	1	Flywheel Housing ASM	48	48-9220	4	Washer
				49	323-14	1	Screw-HH
				50	66-9300	2	Screw-HF

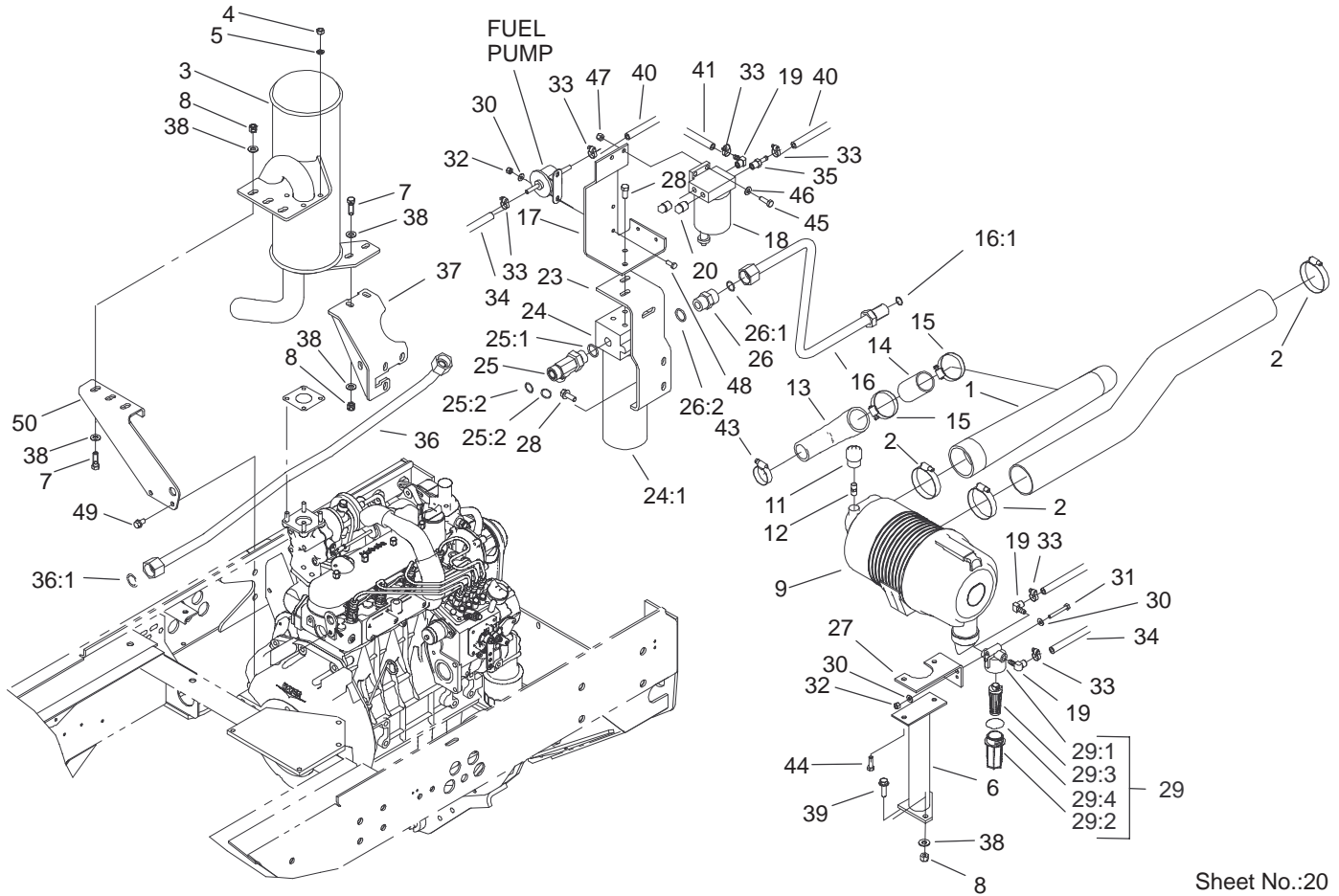


Sheet No.:19

Engine Assembly (Continued)

Ref. No.	Part No.	Qty.	Description
51	32128-21	2	Nut-HF
52	105-7931-03	1	Bracket-Support

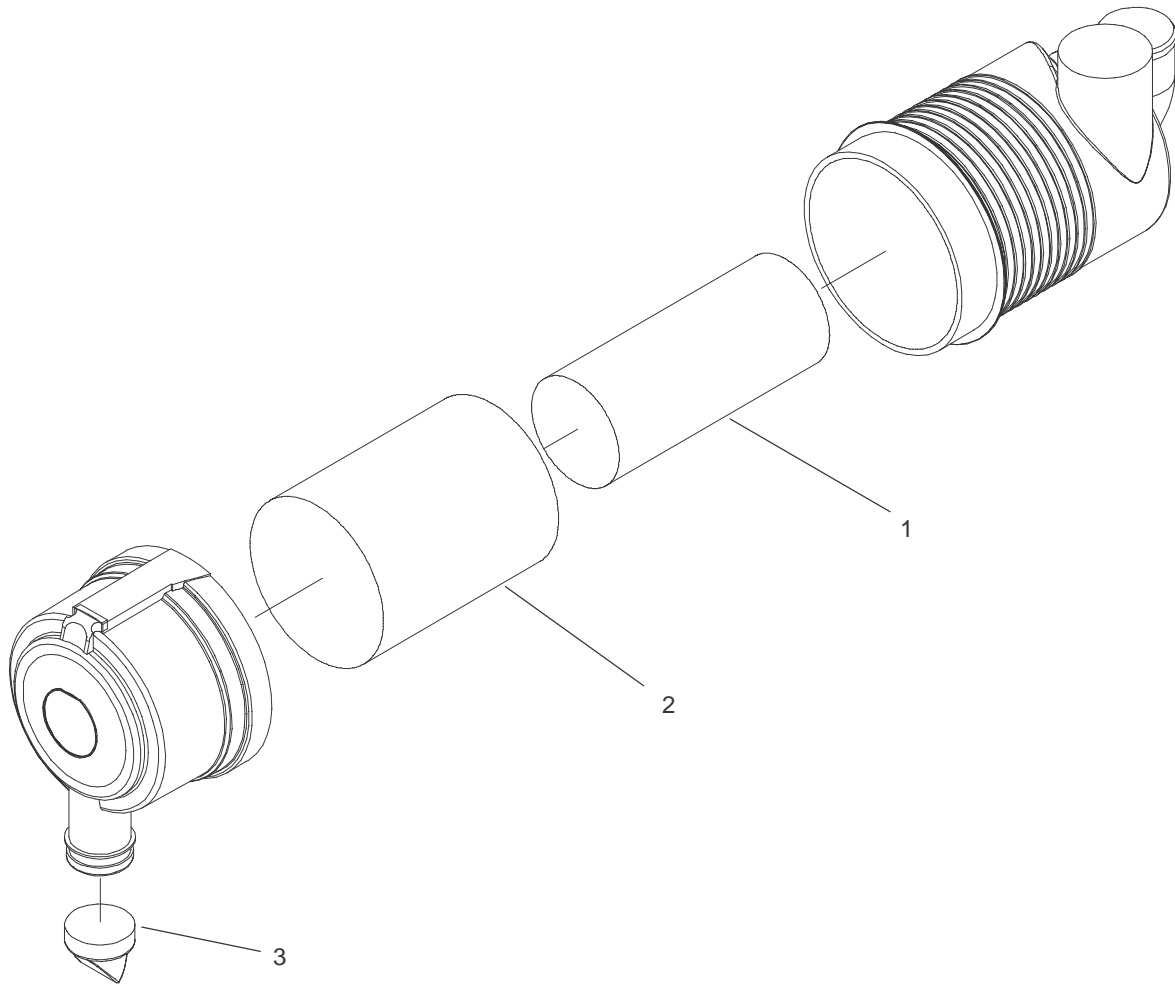
Ref. No.	Part No.	Qty.	Description



Muffler / Oil / Water / Fuel Filter and Air Cleaner Assembly

Ref. No.	Part No.	Qty.	Description
1	104-5208	1	Hose-Turbo, Air Cleaner
2	2412-125	3	Clamp-Hose
3	105-9260	1	Muffler ASM
4	33014-00	4	Nut-Hex
5	42-9850	4	Washer-Lock, Spring
6	104-5217-03	1	Support-Air Filter
7	323-7	5	Screw-HH
8	3296-39	7	Nut-Lock, NI
9	100-2597	1	Air Filter ASM
11	93-9164	1	Indicator-Mini
12	94-1416	1	Indicator Adapter ASM
13	104-5207	1	Hose-Turbo
14	104-5214	1	Spacer-Tubular
15	2412-92	2	Clamp-Hose
16	104-3742	1	HYD Filter Tube ASM
16:1	237-65	1	O-Ring
17	104-3776-03	1	Bracket-Separator, Fuel
18	98-9305	1	Filter-Water/Fuel
19	353-781	3	Fitting
20	281-13	2	Plug-Pipe
23	104-5213-03	1	Bracket-Filter, Oil
24	94-2620	1	Oil Filter ASM
24:1	94-2621	1	Element-Filter
25	340-148	1	Fitting-Tee

Ref. No.	Part No.	Qty.	Description
25:1	237-81	1	O-Ring
25:2	237-58	2	O-Ring
26	340-9	1	Fitting-Straight
26:1	237-58	1	O-Ring
26:2	237-81	1	O-Ring
27	104-3768-03	1	Bracket-Fuel Filter
28	3234-25	4	Bolt-HF
29	99-8351	1	Filter-Fuel, Inline
29:1	99-8356	1	Head W/Label Kit
29:2	99-8357	1	Bowel Kit
29:3	99-8358	1	Element Kit
29:4	99-8359	1	O-Ring
30	3256-1	2	Washer-Flat
31	321-11	1	Screw-HH
32	3296-42	3	Nut-Lock, NI
33	2412-108	6	Clamp-Worm
34	54-8040	1	Hose-Fuel
35	353-783	1	Fitting
36	104-3749	1	HYD Tube ASM
36:1	237-58	1	O-Ring
37	105-7910-03	1	Support-Muffler
38	3256-56	12	Washer-Flat
39	3234-24	2	Screw-HHF
40	92-9283	1	Hose-Fuel
41	63-7627	1	Hose-Fuel
43	2412-3	1	Clamp-Hose

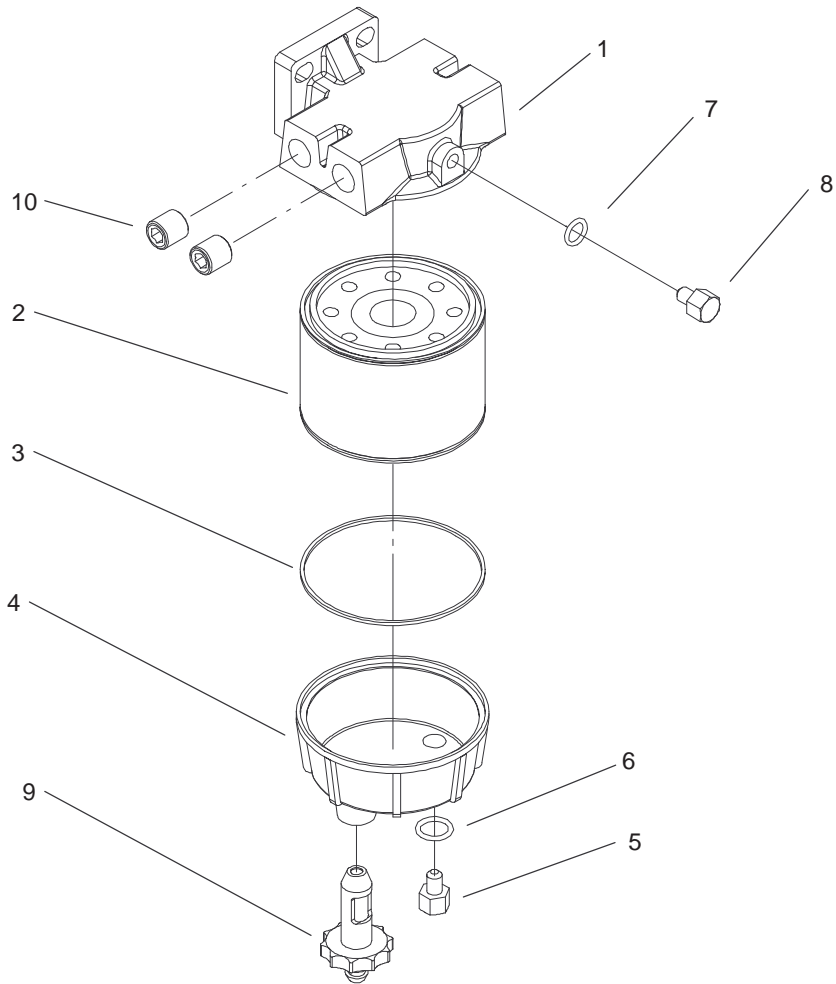


Sheet No.:B2
T-3774

Air Filter Assembly No. 100-2597

Ref. No.	Part No.	Qty.	Description
1	93-9162	1	Filter-Primary
2	93-9163	1	Filter-Secondary
3	94-1414	1	Valve-Vacuator

Ref. No.	Part No.	Qty.	Description

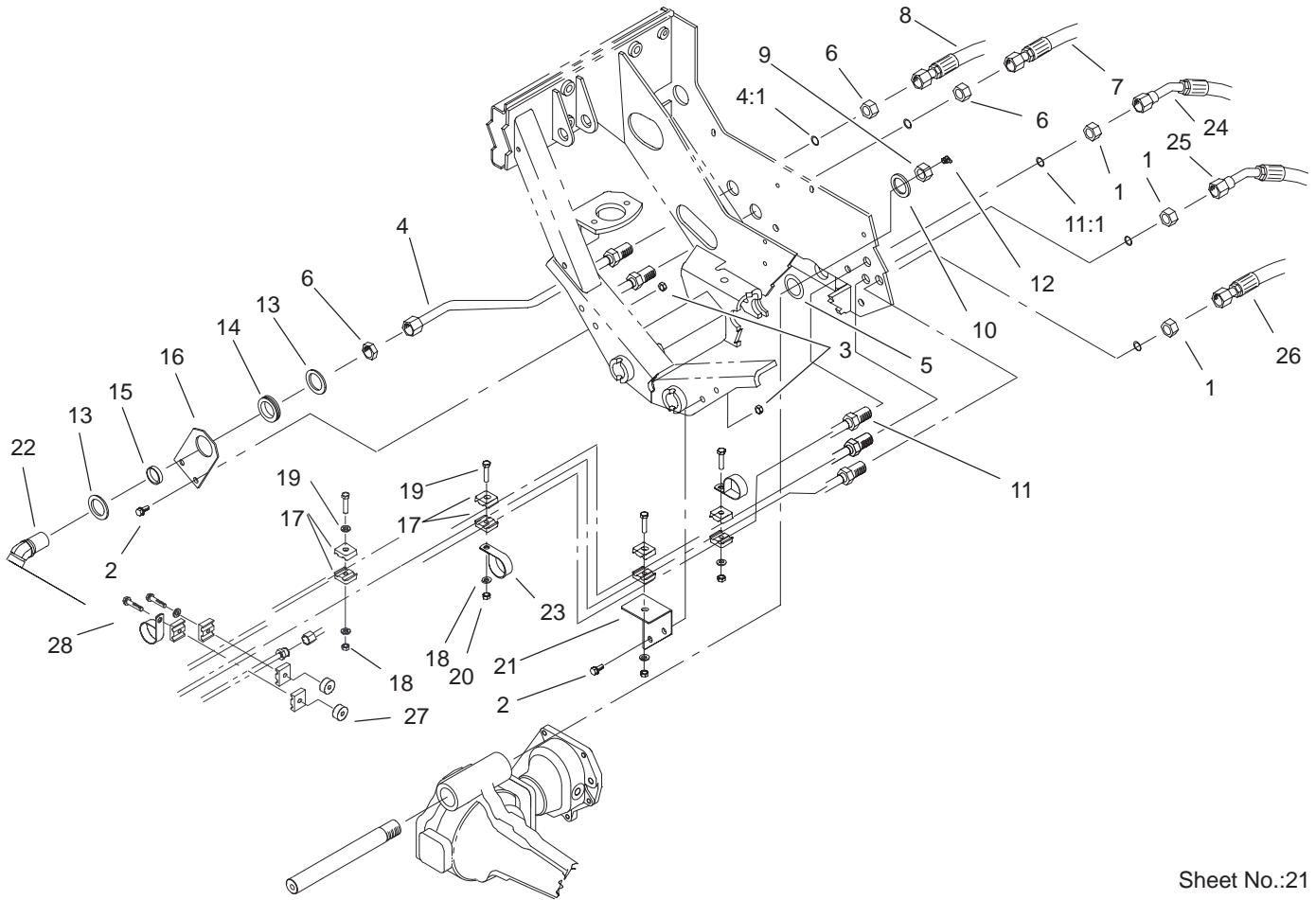


Sheet No.:B3
T-3330

Water and Fuel Filter Assembly No. 98-9305

Ref. No.	Part No.	Qty.	Description
1	98-9772	1	Head-Filter
2	98-9764	1	Element
3	98-9774	1	O-Ring-Base, Filter
4	98-9775	1	Base-Filter
5	98-9773	1	Plug-Base, Filter
6	237-42	1	O-Ring
7	237-78	1	O-Ring
8	98-9776	1	Plug-Head, Filter
9	98-9777	1	Drain Valve ASM
10	285-22	2	Plug-Pipe

Ref. No.	Part No.	Qty.	Description

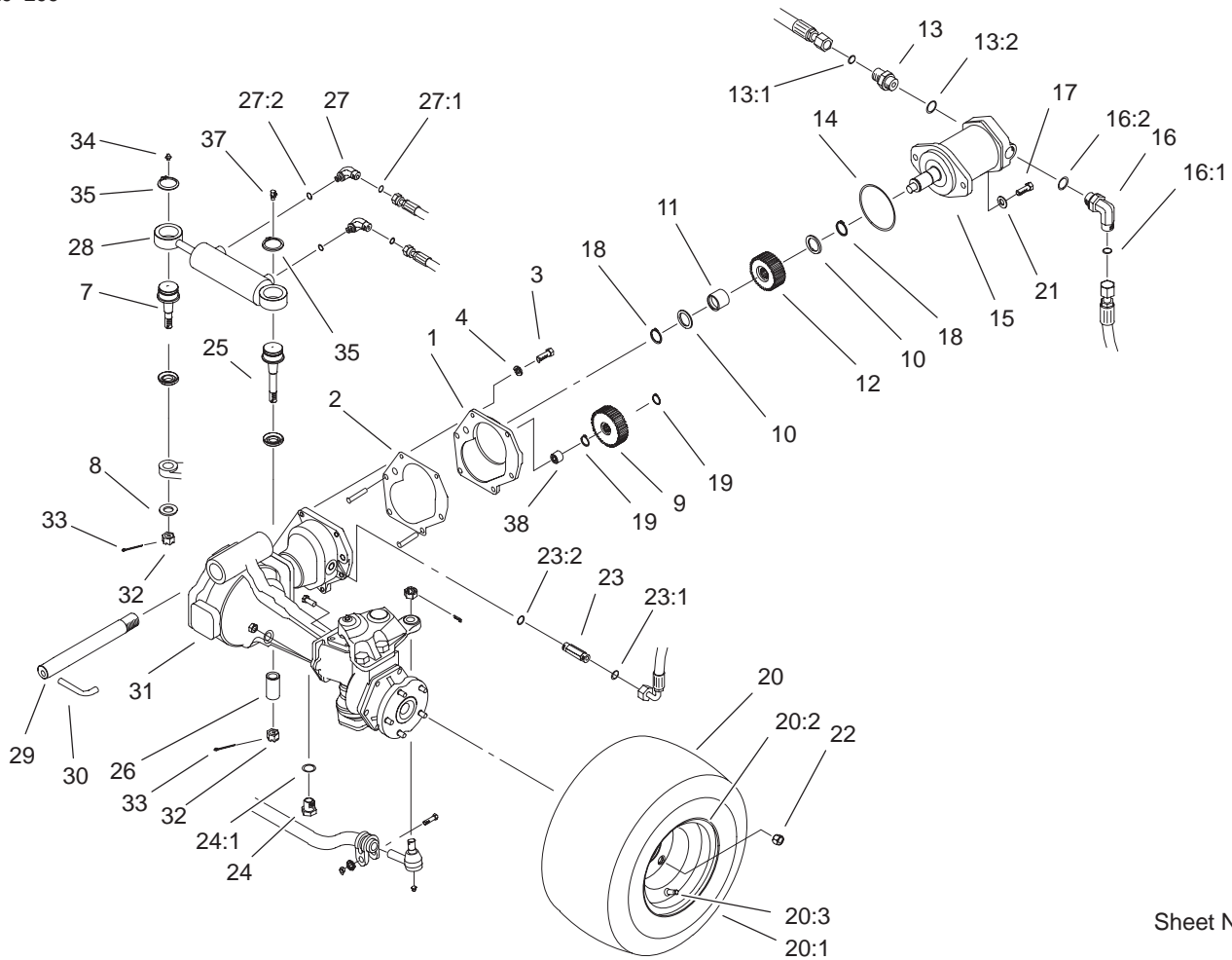


Sheet No.:21

Rear Hydraulic Assembly

Ref. No.	Part No.	Qty.	Description
1	340-70	3	Nut-Lock
2	323-6	4	Screw-HH
3	32128-21	4	Nut-HF
4	104-3735	1	HYD Tube ASM
4:1	237-58	1	O-Ring
5	98-3867	2	Washer-Thrust
6	340-126	3	Nut-Bulkhead
7	92-7537	1	Hose ASM
8	92-7536	1	Hose ASM
9	3296-68	1	Nut-Lock, NI
10	92-1765	1	Washer-Thrust
11	104-3729	1	HYD Tube Drain ASM
11:1	237-22	1	O-Ring
12	302-33	1	Fitting-Grease
13	69-8910	2	Washer
14	240-7	1	Grommet-Rubber
15	69-8900	1	Spacer
16	104-3774-03	1	Bracket-Bulkhead
17	56-7973	12	Clamp-Tube
18	3256-23	6	Washer-Flat
19	322-7	4	Screw-HH
20	3296-47	4	Nut-Lock, NI
21	104-3752-03	1	Bracket-Clamp
22	105-0144	1	Fitting-45°
23	2412-147	4	Clamp
24	92-7534	1	Hose ASM

Ref. No.	Part No.	Qty.	Description
25	92-7539	1	Hose ASM
26	92-7538	1	Hose ASM
27	80-8660	2	Spacer-Coupler
28	32104-37	2	Screw-HWH



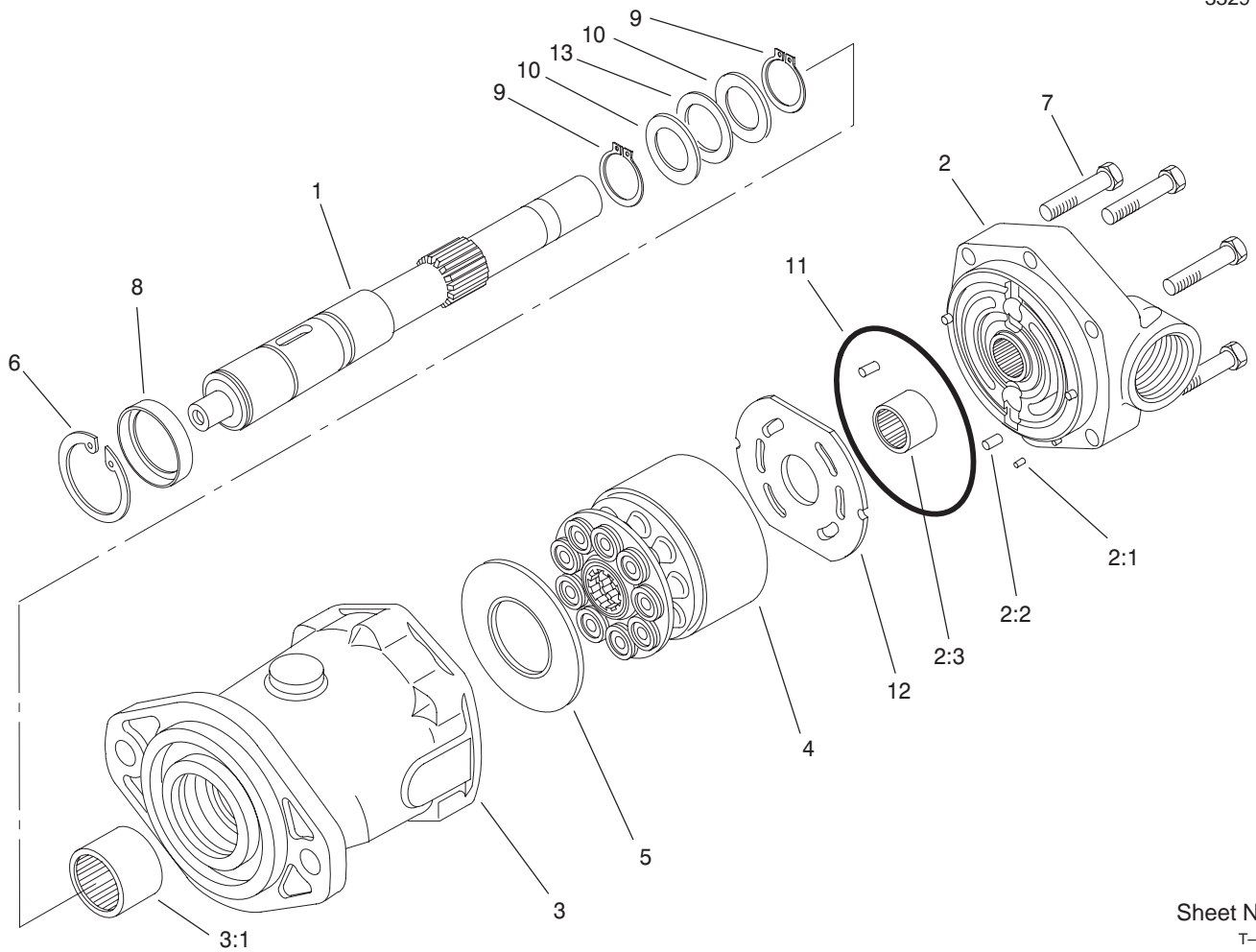
Sheet No.:22

4 Wheel Drive Axle Assembly

Ref. No.	Part No.	Qty.	Description
3	33114-025	6	Screw-HH
4	3253-4	6	Washer-Lock
7	92-5838-01	1	Joint-Ball
8	92-5836	1	Washer
9	100-3774	1	Gear-Driven, 10 Pitch
10	71-4590	2	Washer-Thrust
11	71-4580	1	Bearing
12	100-3775	1	Gear-Driver, 10 Pitch
13	340-9	1	Fitting-Straight
13:1	237-58	1	O-Ring
13:2	237-81	1	O-Ring
14	237-166	1	O-Ring
15	92-7386	1	Motor-Hydraulic
16	340-142	1	Fitting-HYD, 90°
16:1	237-58	1	O-Ring
16:2	237-81	1	O-Ring
17	325-7	2	Screw-HH
18	32151-96	2	Ring-Retaining
19	32120-15	2	Ring-Snap, Ext
☆20		2	Tire And Wheel ASM
20:1	86-5910	1	Tire
20:2	100-2582	1	Rim
20:3	232-27	1	Stem-Valve
21	3256-26	2	Washer-Flat
22	93-5268	10	Nut-Lug
23	340-2	1	Fitting-Straight, HYD

Ref. No.	Part No.	Qty.	Description
23:1	237-22	1	O-Ring
23:2	237-42	1	O-Ring
24	353-989	1	Plug-Hex, Hollow
24:1	237-42	1	O-Ring
25	100-3795	1	Joint-Ball
26	100-3796	1	Spacer-Joint, Ball
27	340-97	2	Fitting-HYD, 90°
27:1	237-22	1	O-Ring
27:2	237-78	1	O-Ring
28	98-3806	1	Hydraulic Cylinder ASM
29	100-3770	1	Pin-Axle, Pivot
30	100-3771	1	Pin-Stop
31	100-3784	1	Drive Axle ASM
32	32136-14	2	Nut-SHH
33	3272-11	2	Pin-Cotter
34	302-5	1	Fitting-Grease
35	94-9973	2	Ring-Retaining
37	302-60	1	Fitting-Grease
38	74-5700	1	Bearing-Needle, Roller

☆ Not serviced separately



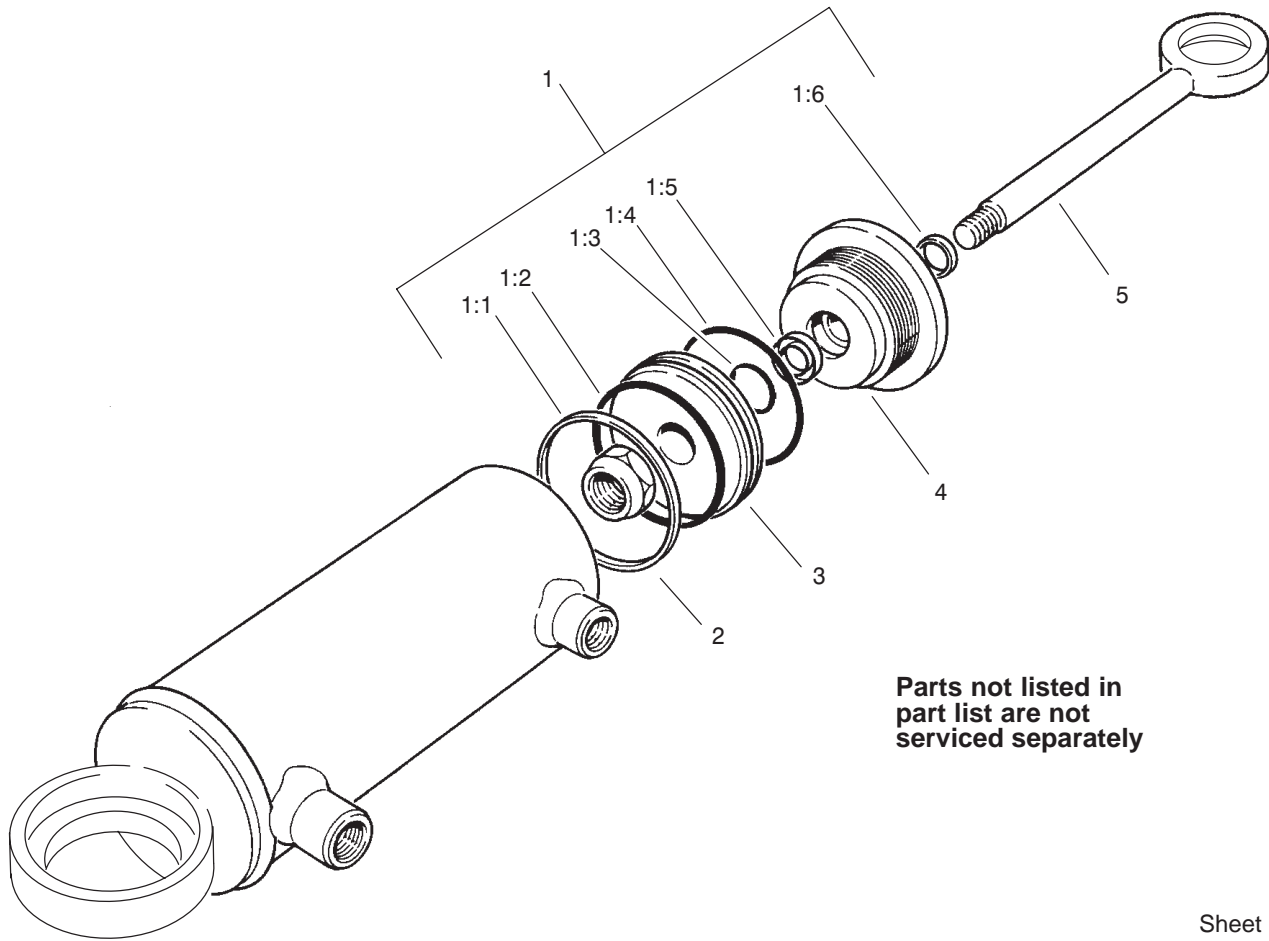
Sheet No.:B4
T-3496

Hydraulic Motor Assembly No. 92-7386

Ref. No.	Part No.	Qty.	Description
1	76-6930	1	Shaft-Drive
2	94-3000	1	Backplate ASM
☆2:1		3	Pin-Dowel
☆2:2		1	Pin-Dowel
☆2:3		1	Bearing-Needle
3	94-3001	1	Housing ASM
☆3:1		1	Bearing-Needle
4	76-6910	1	Rotating Kit
5	76-6970	1	Insert-Plate, Cam
6	76-7010	1	Ring-Retaining
7	94-3002	6	Capscrew
8	76-7020	1	Spacer
9	76-7000	2	Ring-Retaining
10	76-6950	2	Race-Thrust
11	76-6980	1	O-Ring
12	94-3003	1	Plate-Valve
13	76-6960	1	Bearing-Thrust

Ref. No.	Part No.	Qty.	Description

☆ Not serviced separately



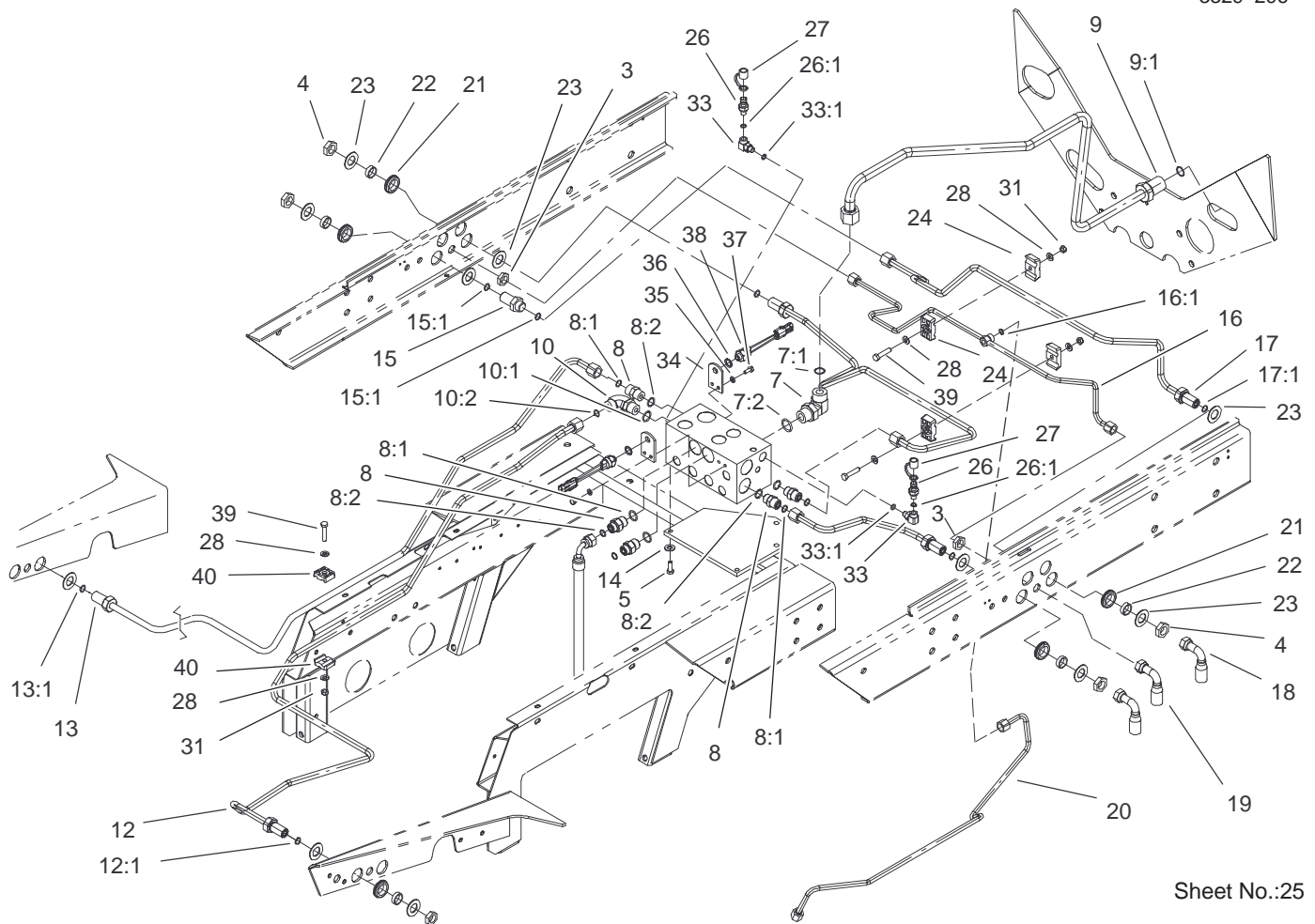
Sheet No.:B5
T-3527

Hydraulic Cylinder Assembly No. 98-3806

Ref. No.	Part No.	Qty.	Description
1	92-6593	1	Seal Kit
☆1:1		1	Seal
☆1:2		1	O-Ring
☆1:3		1	O-Ring
☆1:4		1	O-Ring
☆1:5		1	U-Cup
☆1:6		1	Wiper
☆2		1	Locknut
☆3		1	Piston
☆4		1	Gland
☆5		1	Rod ASM

Ref. No.	Part No.	Qty.	Description

☆ Not serviced separately

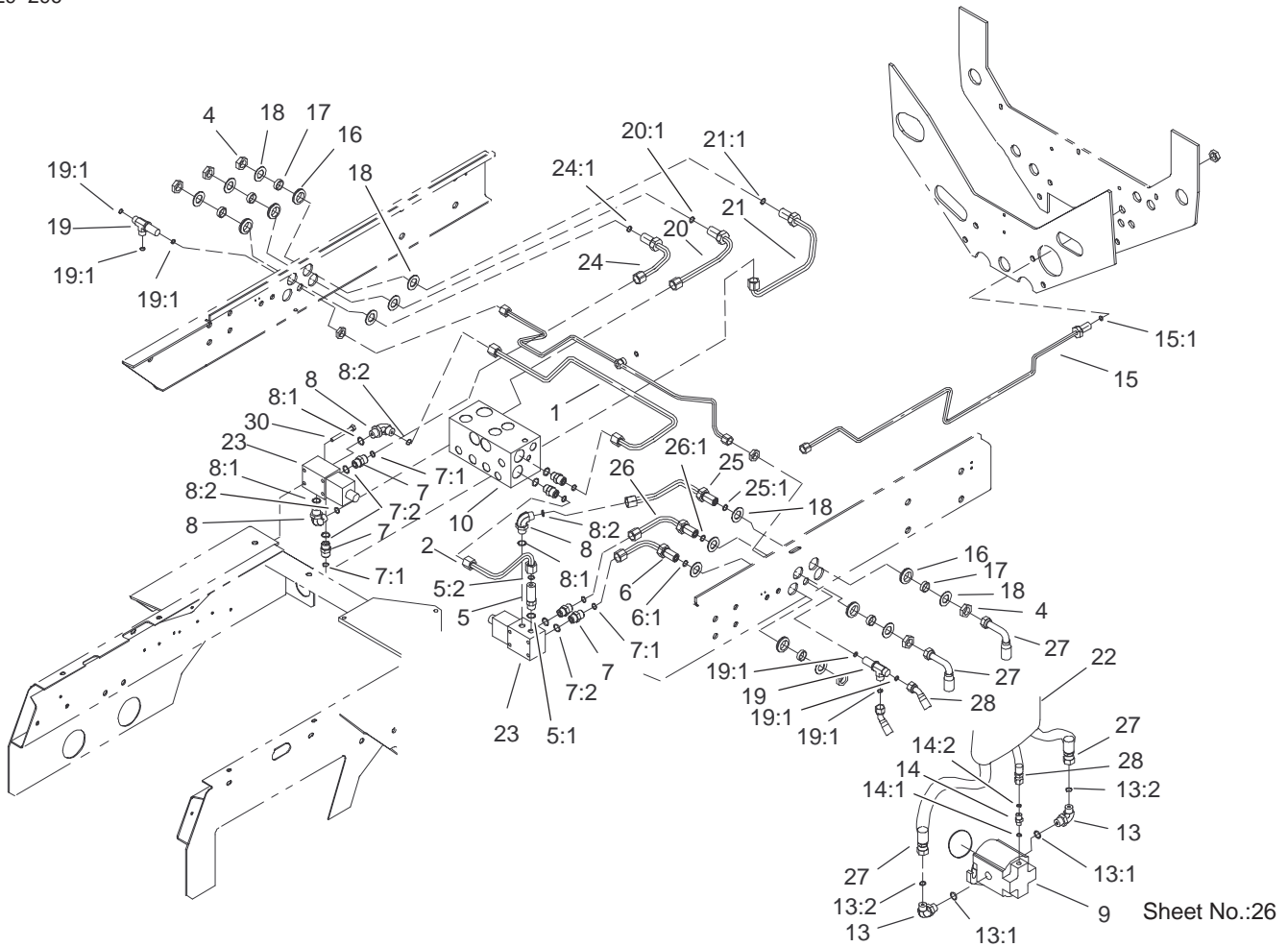


Sheet No.:25

Rear Hydraulic Control Block Assembly

Ref. No.	Part No.	Qty.	Description
3	340-70	2	Nut-Lock
4	340-127	4	Nut-Bulkhead
5	322-4	2	Screw-HH
7	340-142	1	Fitting-HYD, 90°
7:1	237-58	1	O-Ring
7:2	237-81	1	O-Ring
8	340-6	5	Fitting-HYD, Straight
8:1	237-30	1	O-Ring
8:2	237-80	1	O-Ring
9	104-3734	1	HYD Cooler Tube ASM
9:1	237-65	1	O-Ring
10	340-105	1	Fitting-HYD, 90°
10:1	237-80	1	O-Ring
10:2	237-30	1	O-Ring
12	104-3741	1	HYD Tube ASM
12:1	237-30	1	O-Ring
13	104-3739	1	HYD Tube ASM
13:1	237-30	1	O-Ring
14	3253-4	2	Washer-Lock
15	340-161	1	Fitting-Bulkhead
15:1	237-30	2	O-Ring
16	104-3723	1	HYD Tube ASM
16:1	237-22	1	O-Ring
17	104-3724	1	HYD Tube ASM
17:1	237-30	1	O-Ring
18	105-7903	4	HYD Hose ASM

Ref. No.	Part No.	Qty.	Description
19	99-5614	2	HYD Hose ASM
20	104-3732	1	Return Drain ASM
21	240-5	4	Grommet
22	69-8960	4	Spacer
23	69-8930	8	Washer
24	56-7972	4	Clamp-Tube
26	354-77	2	Fitting-Quick
26:1	237-78	1	O-Ring
27	354-79	2	Cap-Dust, Yellow
28	3256-23	8	Washer-Flat
31	3296-47	4	Nut-Lock, NI
33	75-6640	2	Fitting-HYD, Special
33:1	237-78	1	O-Ring
34	98-8199	2	Bracket-Switch
35	3253-3	4	Washer-Lock
36	3256-76	2	Washer-Flat
37	329-3	4	Screw-HH
38	72-4320	2	Switch-Ball, N.o.
39	322-7	4	Screw-HH
40	56-7976	4	Clamp-Tube

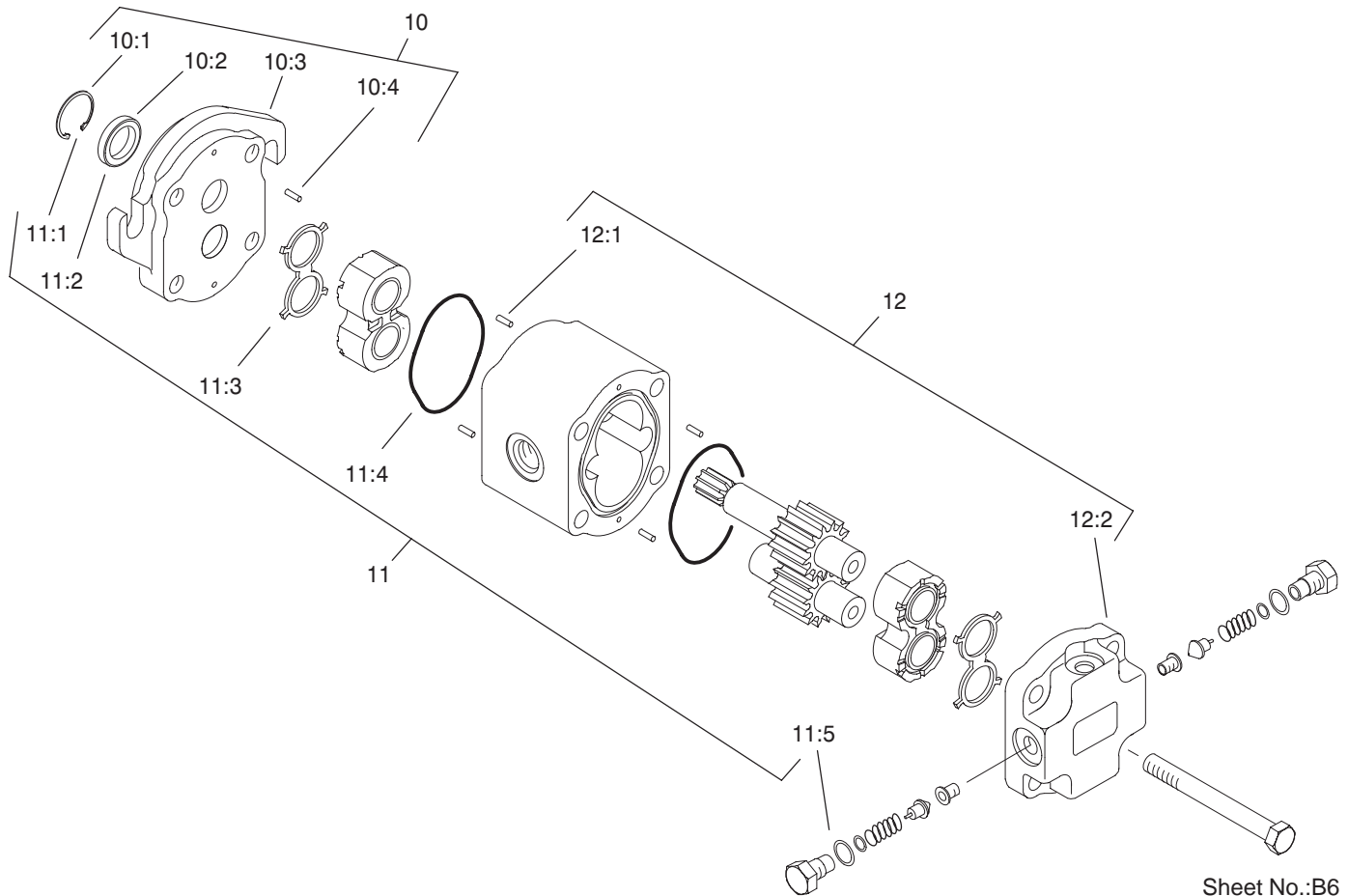


Sheet No.:26

Hydraulic Manifold Mow Block Assembly

Ref. No.	Part No.	Qty.	Description
1	104-3744	1	HYD Tube ASM
2	104-3743	1	HYD Tube ASM
4	340-127	4	Nut-Bulkhead
5	94-2628	1	Adapter-HYD
5:1	237-79	1	O-Ring
5:2	237-30	1	O-Ring
6	104-3725	1	HYD Tube ASM
6:1	237-30	1	O-Ring
7	340-4	6	Adapter
7:1	237-30	1	O-Ring
7:2	237-79	1	O-Ring
8	340-98	3	Fitting-HYD, 90°
8:1	237-79	1	O-Ring
8:2	237-30	1	O-Ring
9	98-9999	2	Motor-Hydraulic
10	105-0105	1	Block-Mow
13	340-98	4	Fitting-HYD, 90°
13:1	237-79	1	O-Ring
13:2	237-30	1	O-Ring
14	340-92	2	Fitting-HYD, Straight
14:1	237-78	1	O-Ring
14:2	237-21	1	O-Ring
16	240-5	4	Grommet
17	69-8960	4	Spacer
18	69-8930	8	Washer
19	340-68	2	Fitting-Tee, Bulkhead

Ref. No.	Part No.	Qty.	Description
19:1	237-22	3	O-Ring
20	104-3720	1	HYD Tube ASM
20:1	237-30	1	O-Ring
21	104-3721	1	HYD Tube ASM
21:1	237-30	1	O-Ring
22	100-3814	2	Sleeve-Protective
23	76-9970	2	Valve-4wd
24	104-3722	1	HYD Tube ASM
24:1	237-30	1	O-Ring
25	104-3727	1	HYD Tube ASM
25:1	237-30	1	O-Ring
26	104-3726	1	HYD Tube ASM
26:1	237-30	1	O-Ring
27	105-7900	4	HYD Hose ASM
28	94-1433	2	HYD Hose ASM



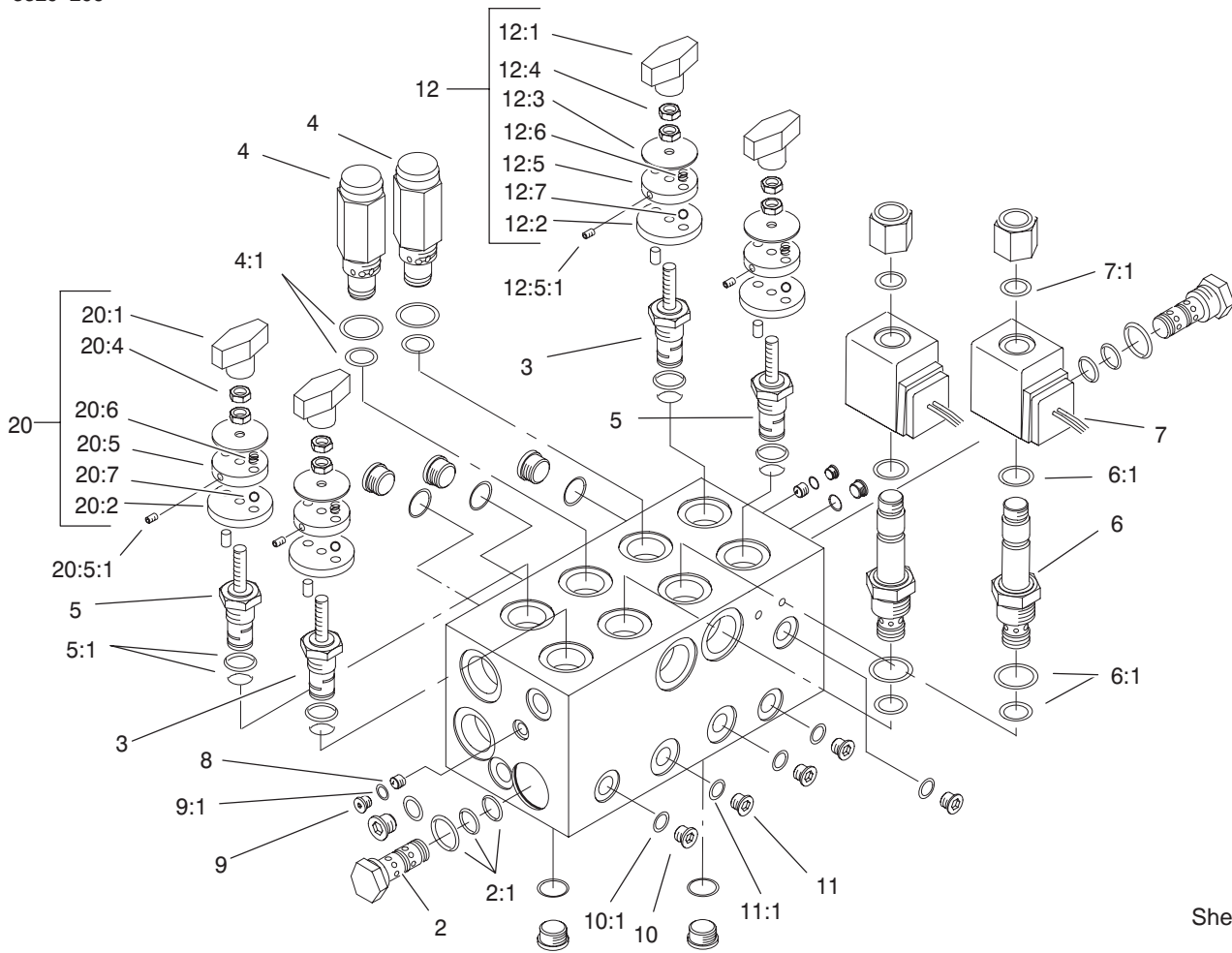
Sheet No.:B6
T-3830

Hydraulic Motor Assembly No. 98-9999

Ref. No.	Part No.	Qty.	Description
10	93-9152	1	Flange Kit
☆10:1		1	Ring-Retaining
☆10:2		1	Seal-Shaft
☆10:3		1	Flange
☆10:4		4	Pin-Dowel
11	98-9997	1	Seal Kit
☆11:1		1	Ring-Retaining
☆11:2		1	Seal-Shaft
☆11:3		2	E-Seal
☆11:4		2	O-Ring
☆11:5		2	O-Ring
12	93-9154	1	Valve Block Kit
☆12:1		4	Pin-Dowel
☆12:2		1	Block-Valve

Ref. No.	Part No.	Qty.	Description

☆ Not serviced separately

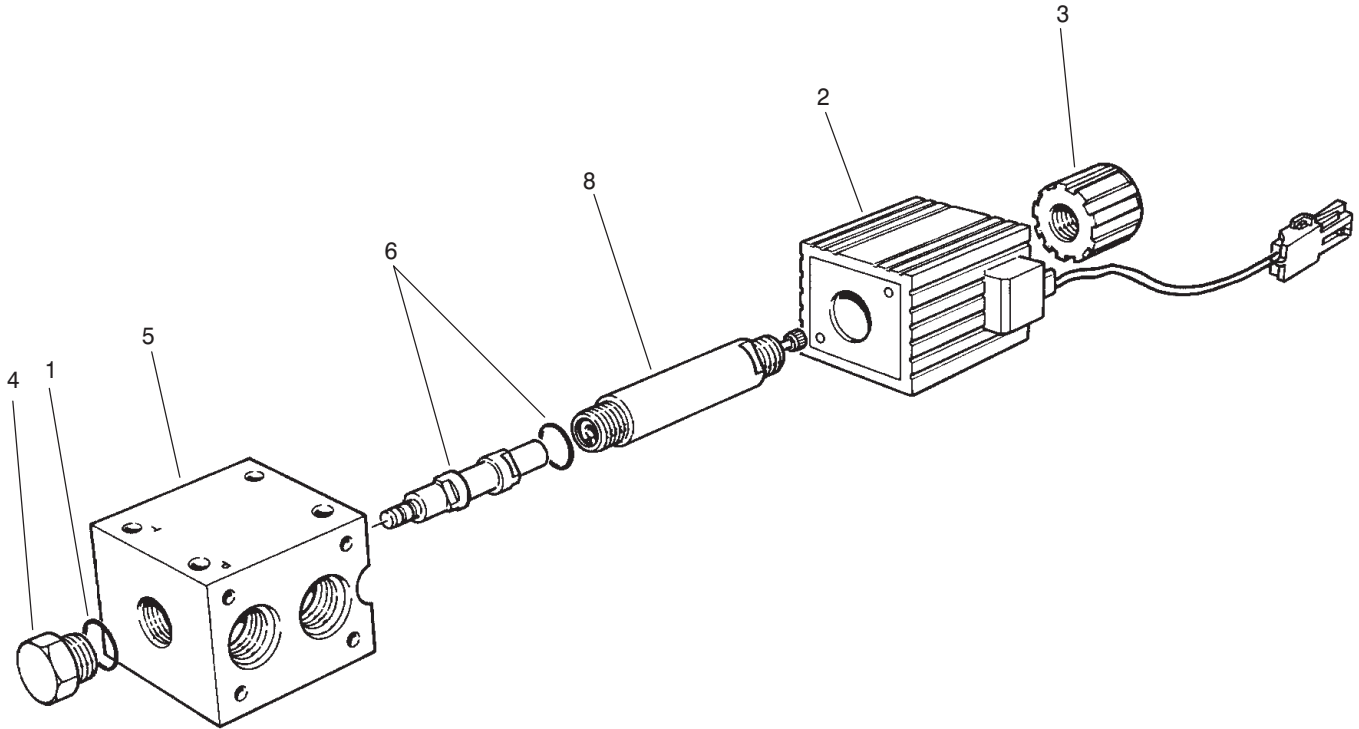


Sheet No.:B7
T-3798

Mow Block Assembly No. 105-0105

Ref. No.	Part No.	Qty.	Description
2	69-4120	2	Cartridge-Logic
2:1	69-4240	1	Seal Kit
3	94-8175	2	Control-Flow, Rotary
4	94-3655	2	Valve-Relief
4:1	75-2080	1	Seal Kit
5	94-3657	2	Spool ASM
5:1	94-3661	1	4-Way Seal Kit
6	93-7494	2	Cartridge
6:1	75-2080	1	Seal Kit
7	83-2010	2	Coil-Valve
8	95-5999	2	Plug-Orifice
9	353-991	4	Plug-Hex, Hollow
9:1	237-156	1	O-Ring
10	353-990	8	Plug
10:1	237-78	1	O-Ring
11	353-989	4	Plug-Hex, Hollow
11:1	237-42	1	O-Ring
12	94-3660	2	Detent Kit
12:1	94-5020	1	Knob ASM
12:2	94-5025	1	Plate-Locating
12:3	94-5026	1	Plate-Indicator
12:4	3218-1	2	Nut-Jam
12:5	94-5023	1	Plate-Detent
12:5:1	3245-36	1	Screw-HSH
12:6	94-5027	2	Spring
12:7	255-13	2	Ball-Steel, Stainless

Ref. No.	Part No.	Qty.	Description
20	94-6378	2	Detent Kit
20:1	94-5020	1	Knob ASM
20:2	94-5021	1	Plate-Locating
20:4	3218-1	2	Nut-Jam
20:5	94-5023	1	Plate-Detent
20:5:1	3245-36	1	Screw-HSH
20:6	94-5027	2	Spring
20:7	255-13	2	Ball-Steel, Stainless



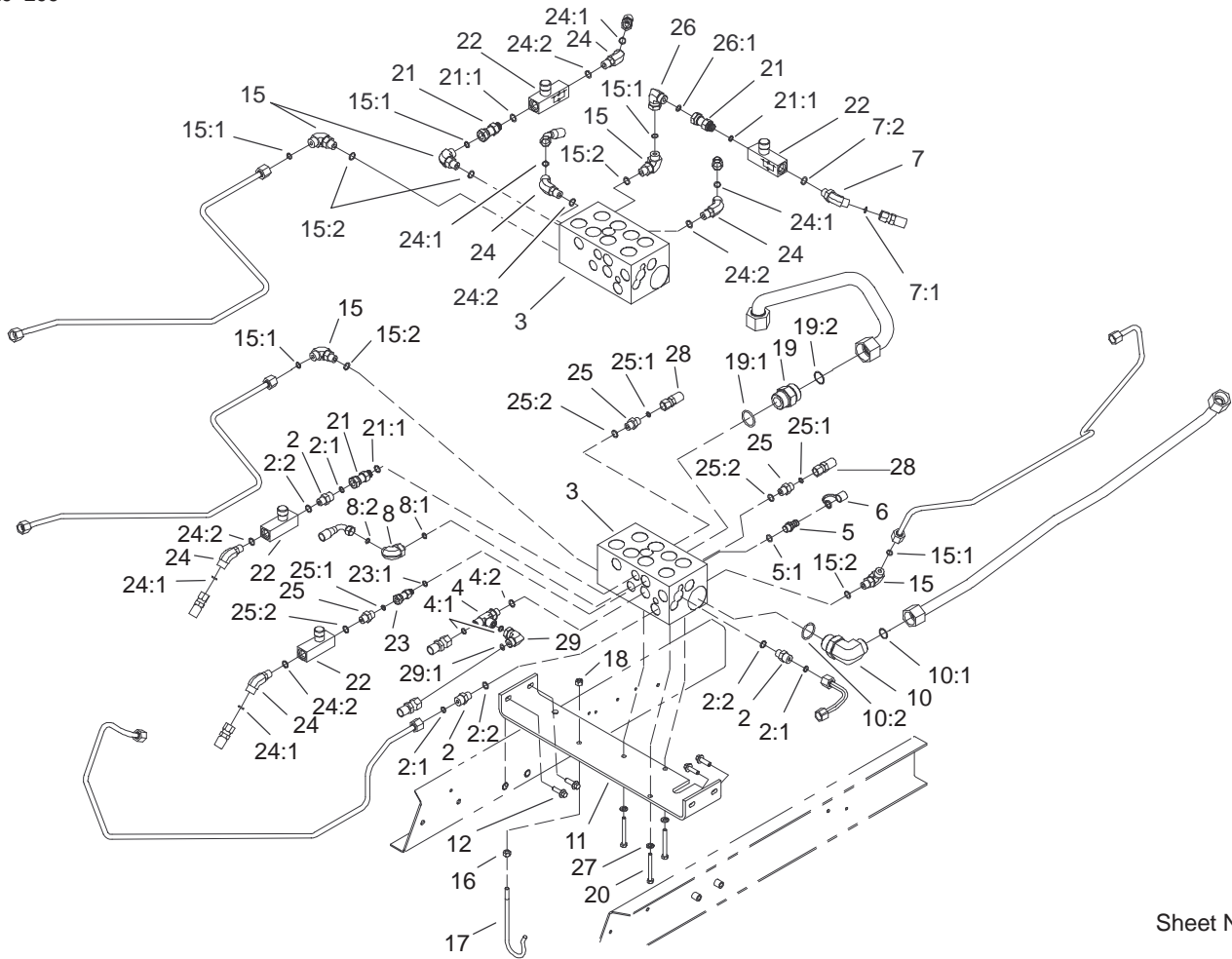
Sheet No.:B8
T-3640

Valve Assembly No. 76-9970

Ref. No.	Part No.	Qty.	Description
1	237-80	2	O-Ring
2	218-591	1	Coil ASM
3	218-592	1	Nut-Coil
☆4		1	Adapter ASM
☆5		1	Valve-Directional
☆6		1	Spool
☆7		1	Tube ASM

Ref. No.	Part No.	Qty.	Description

☆ Not serviced separately

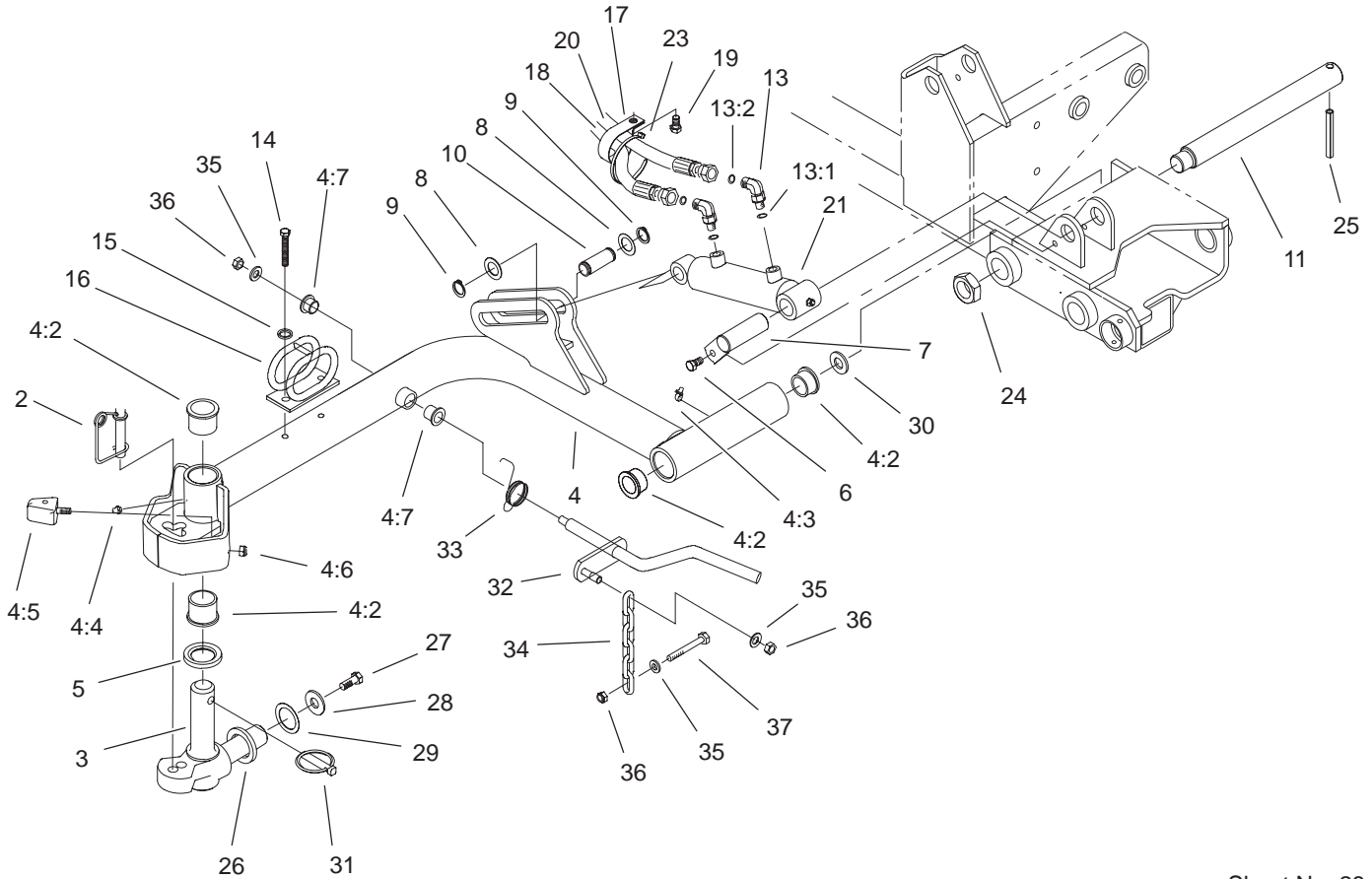


Sheet No.:27

Front Hydraulic Control Block and Hose Assembly

Ref. No.	Part No.	Qty.	Description
2	340-2	3	Fitting-Straight, HYD
2:1	237-22	1	O-Ring
2:2	237-42	1	O-Ring
3	105-7908	1	Lift Manifold Block ASM
4	340-86	1	Fitting-HYD, Tee
4:1	237-22	2	O-Ring
4:2	237-42	1	O-Ring
5	59-7410	1	Tip-Nipple, Diagonal
5:1	237-42	1	O-Ring
6	354-79	1	Cap-Dust
8	340-132	1	Fitting-HYD, 90°
8:1	237-78	1	O-Ring
8:2	237-21	1	O-Ring
10	340-15	1	Fitting-HYD, 90°
10:1	237-58	1	O-Ring
10:2	237-146	1	O-Ring
11	104-3772-01	1	Bracket-Block, Manifold
12	3234-17	4	Screw-HHF
15	340-77	3	Fitting-HYD, 90°
15:1	237-22	1	O-Ring
15:2	237-42	1	O-Ring
16	3217-6	1	Nut-Hex
17	93-7970	1	Hanger-Hose
18	3296-29	1	Nut-Lock, NI

Ref. No.	Part No.	Qty.	Description
19	104-3797	1	Fitting-HYD, Straight
19:1	237-146	1	O-Ring
19:2	340-65	1	O-Ring
20	322-3	3	Screw-HH
21	104-3779	3	Connector-Swivel, Straight
21:1	237-42	1	O-Ring
22	98-9742	4	Valve-Control, Flow
23	104-3777	1	Connector-Swivel, Straight
23:1	237-78	1	O-Ring
24	340-137	6	Fitting
24:1	237-21	1	O-Ring
24:2	237-42	1	O-Ring
25	340-1	3	Adapter
25:1	237-35	1	O-Ring
25:2	237-42	1	O-Ring
26	340-110	1	Fitting-90°, Swivel
26:1	237-42	1	O-Ring
27	3253-4	3	Washer-Lock
28	104-3716	2	HYD Hose ASM
29	340-159	1	Fitting-HYD, 90°
29:1	237-22	2	O-Ring

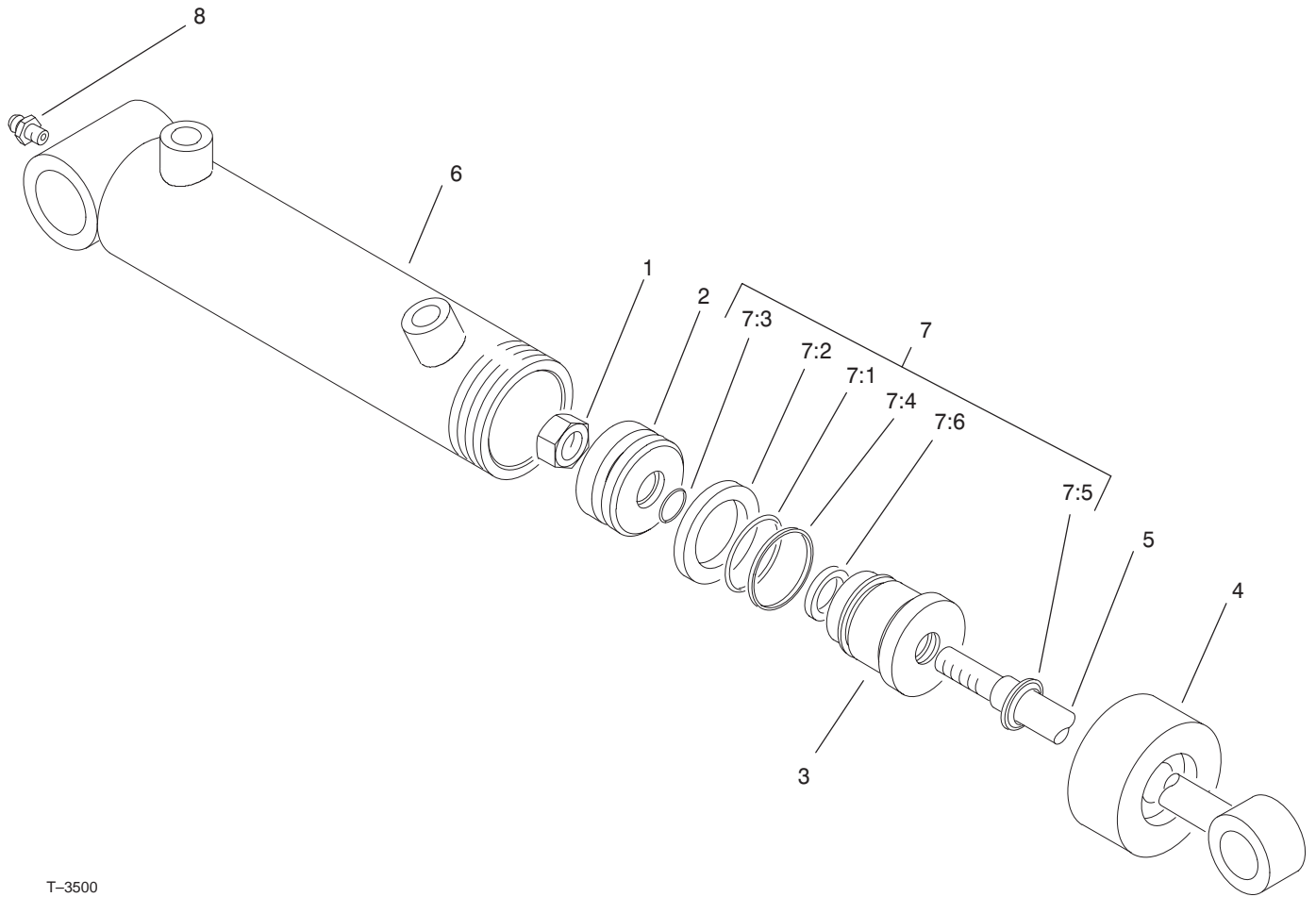


Sheet No.:28

Front Lift Arm Assembly No. 1

Ref. No.	Part No.	Qty.	Description
2	99-5610	1	Pin
3	98-1880-01	1	Knuckle-Pivot
4	105-3366	1	Lift Arm ASM No. 1
4:2	104-0015	4	Bushing-Flange
4:3	302-60	1	Fitting-Grease
4:4	302-5	1	Fitting-Grease
4:5	99-5605	2	Bumper ASM
4:6	3296-29	2	Nut-Lock, NI
4:7	256-287	2	Bushing
5	94-8946	1	Washer-Thrust
6	32144-14	1	Screw-HWH
7	83-6790	1	Pin-Cylinder
8	94-9998	2	Washer-Thrust
9	94-9974	2	Ring-Retaining
10	75-5350	1	Pin-Slide, Cylinder
11	95-7158	1	Pin-Pivot
13	340-132	2	Fitting-HYD, 90°
13:1	237-78	1	O-Ring
13:2	237-21	1	O-Ring
14	33114-020	2	Screw-HH
15	3253-4	2	Washer-Lock
16	99-5621	1	Guide-Hose
17	2412-96	1	Clamp-R
18	105-7916	1	HYD Hose ASM
19	322-4	1	Screw-HH
20	105-9274	1	HYD Hose ASM

Ref. No.	Part No.	Qty.	Description
21	93-2650	1	Cylinder-Lift
23	3290-378	1	Tie-Cable
24	3296-49	1	Nut-Lock, NI
25	32121-110	1	Pin-Roll, Slotted
26	98-7974	1	Washer-Thrust
27	98-7993	1	Screw-HHF
28	3256-6	1	Washer-Flat
29	3-6781	1	Washer-Thrust
30	76-2980	1	Washer-Thrust
31	283-71	1	Pin-Lynch
32	105-0142-03	1	Rod-Front Pivot
33	98-3929	1	Spring-Torsion
34	93-6738	1	Chain
35	3256-24	3	Washer-Flat
36	3296-39	3	Nut-Lock, NI
37	323-7	1	Screw-HH



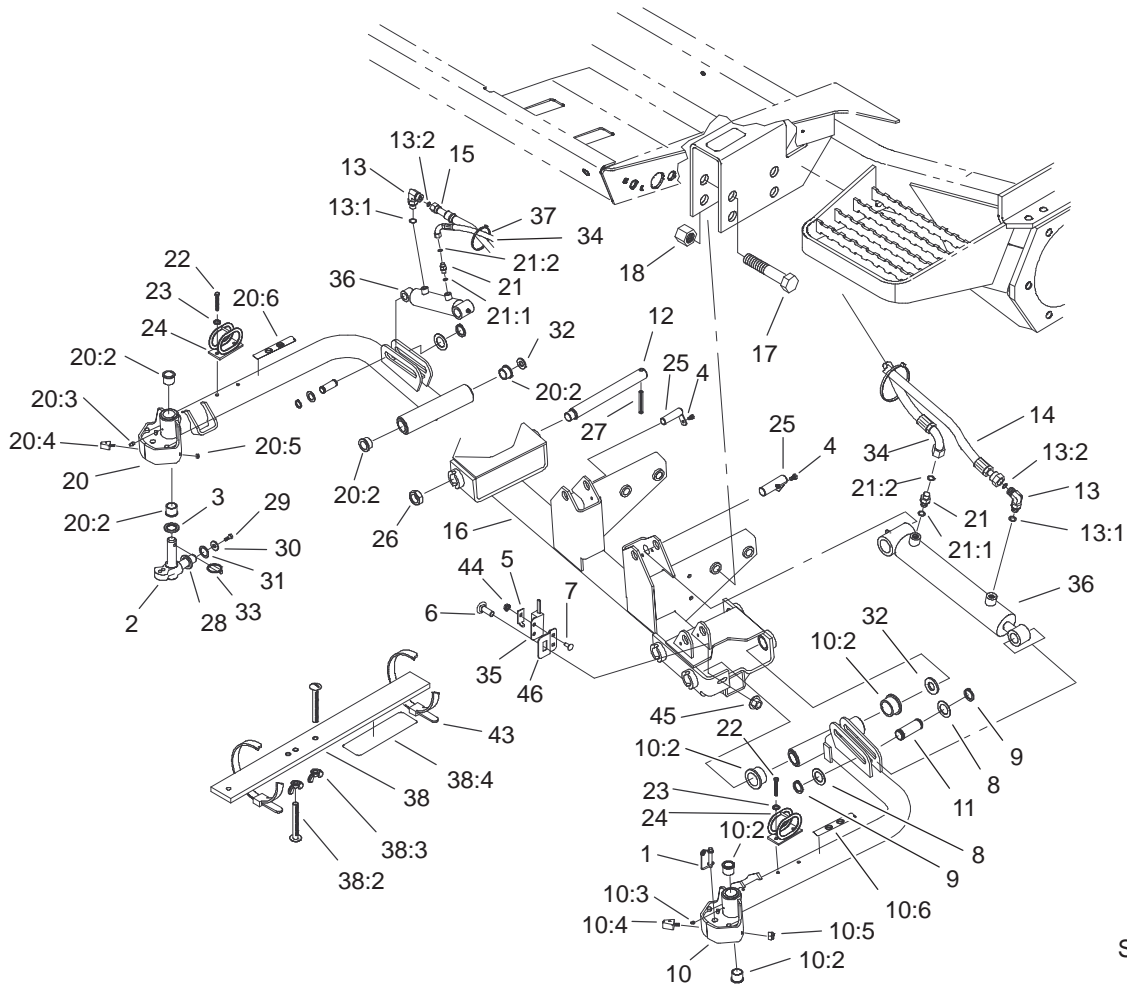
T-3500
Sheet No.:C1

Hydraulic Cylinder Assembly No. 93-2650

Ref. No.	Part No.	Qty.	Description
☆1		1	Locknut
☆2		1	Piston
☆3		1	Head
☆4		1	Collar
☆5		1	Shaft
☆6		1	Barrel
7	86-7330	1	Seal Kit
☆7:1		1	O-Ring
☆7:2		1	Seal-Special
☆7:3		1	O-Ring
☆7:4		1	Backup
☆7:5		1	Seal-Rod
☆7:6		1	Seal-Dust
8	302-5	1	Fitting-Grease

Ref. No.	Part No.	Qty.	Description

☆ Not serviced separately

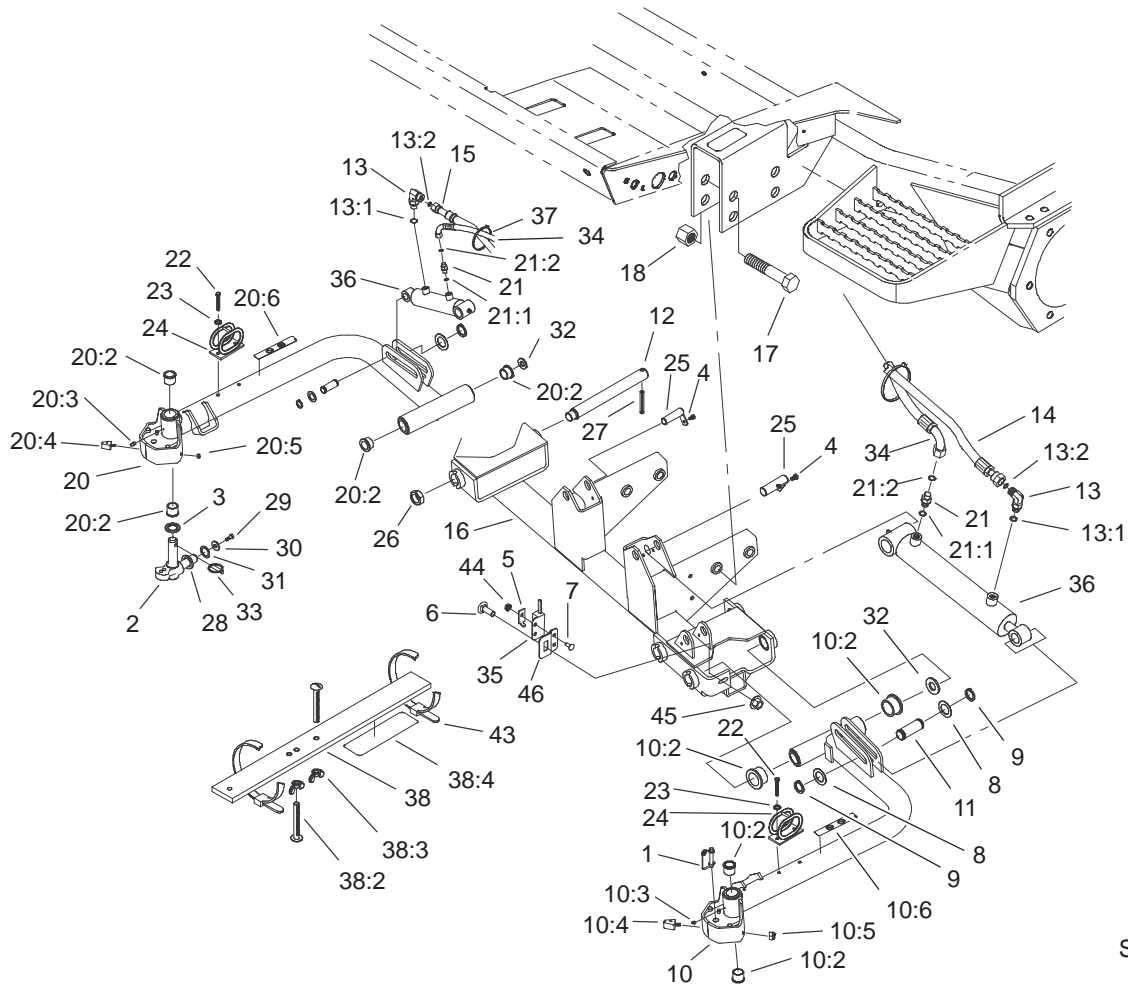


Sheet No.:29

Front No. 4 and No. 5 Lift Arm Assembly

Ref. No.	Part No.	Qty.	Description
1	99-5610	2	Pin
2	98-1880-01	2	Knuckle-Pivot
3	94-8946	2	Washer-Thrust
4	32144-14	2	Screw-HWH
5	100-4872	1	Plate-Switch, Neutral
6	3231-22	1	Screw-CARR
7	104-1450	1	Bolt-CARR
8	94-9998	4	Washer-Thrust
9	94-9974	4	Ring-Retaining
10	105-3359	1	Lift Arm Assembly No. 4
10:2	104-0015	4	Bushing-Flange
10:3	302-5	2	Fitting-Grease
10:4	99-5605	2	Bumper ASM
10:5	3296-29	2	Nut-Lock, NI
10:6	93-6687	1	Decal-Step, No
11	75-5350	2	Pin-Slide, Cylinder
12	95-7158	2	Pin-Pivot
13	340-132	2	Fitting-HYD, 90°
13:1	237-78	1	O-Ring
13:2	237-21	1	O-Ring
14	105-7948	1	HYD Hose ASM
15	105-7945	1	HYD Hose ASM
16	105-3347-03	1	Frame-Carrier, Front
17	328-7	4	Screw-HH
18	3296-51	4	Nut-Lock, NI

Ref. No.	Part No.	Qty.	Description
20	105-0110	1	Lift Arm ASM No. 5
20:2	104-0015	4	Bushing-Flange
20:3	302-5	2	Fitting-Grease
20:4	99-5605	2	Bumper ASM
20:5	3296-29	2	Nut-Lock, NI
20:6	93-6687	1	Decal-Step, No
21	340-92	2	Fitting-HYD, Straight
21:1	237-78	1	O-Ring
21:2	237-21	1	O-Ring
22	33114-020	4	Screw-HH
23	3253-4	4	Washer-Lock
24	99-5621	2	Guide-Hose
25	83-6780-01	2	Pin-Cylinder
26	3296-49	2	Nut-Lock, NI
27	32121-110	2	Pin-Roll, Slotted
28	98-7974	2	Washer-Thrust
29	98-7993	2	Screw-HHF
30	3256-6	2	Washer-Flat
31	3-6781	2	Washer-Thrust
32	76-2980	2	Washer-Thrust
33	283-71	2	Pin-Lynch
34	105-7947	2	HYD Hose ASM
35	100-1270	1	Switch-Proximity
36	99-6986	2	Cylinder-Hydraulic
37	3290-378	2	Tie-Cable
38	98-1852	1	Gauge Bar ASM

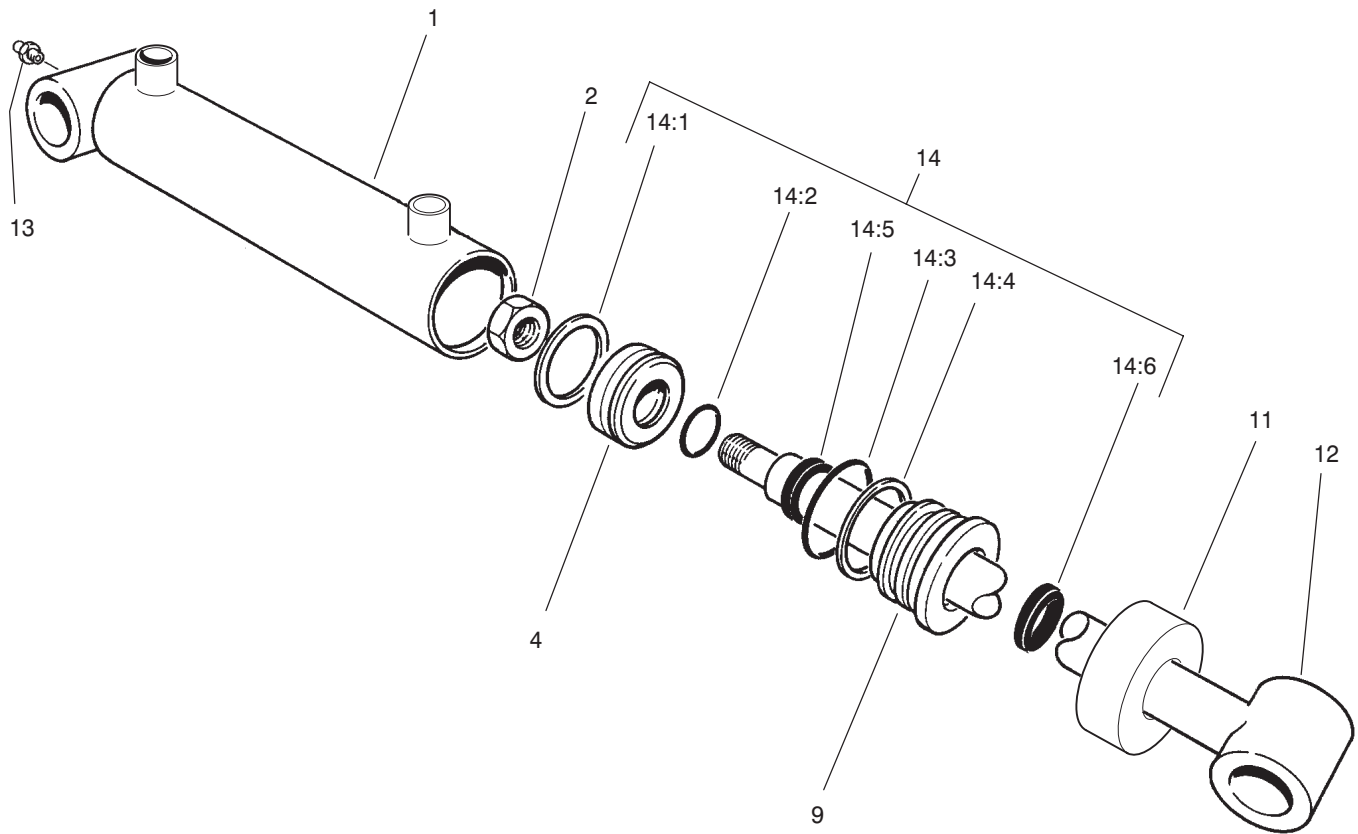


Sheet No.:29

Front No. 4 and No. 5 Lift Arm Assembly (Continued)

Ref. No.	Part No.	Qty.	Description
38:2	32122-54	2	Screw-Head, Truss
38:3	32103-3	2	Nut-Wing
38:4	98-7976	1	Decal-Bar, Gauge
43	3334-945	2	Tie-Cable
44	32149-7	1	Nut-Keps
45	32128-43	1	Nut-Flange
46	105-3351	1	Bracket-Switch

Ref. No.	Part No.	Qty.	Description



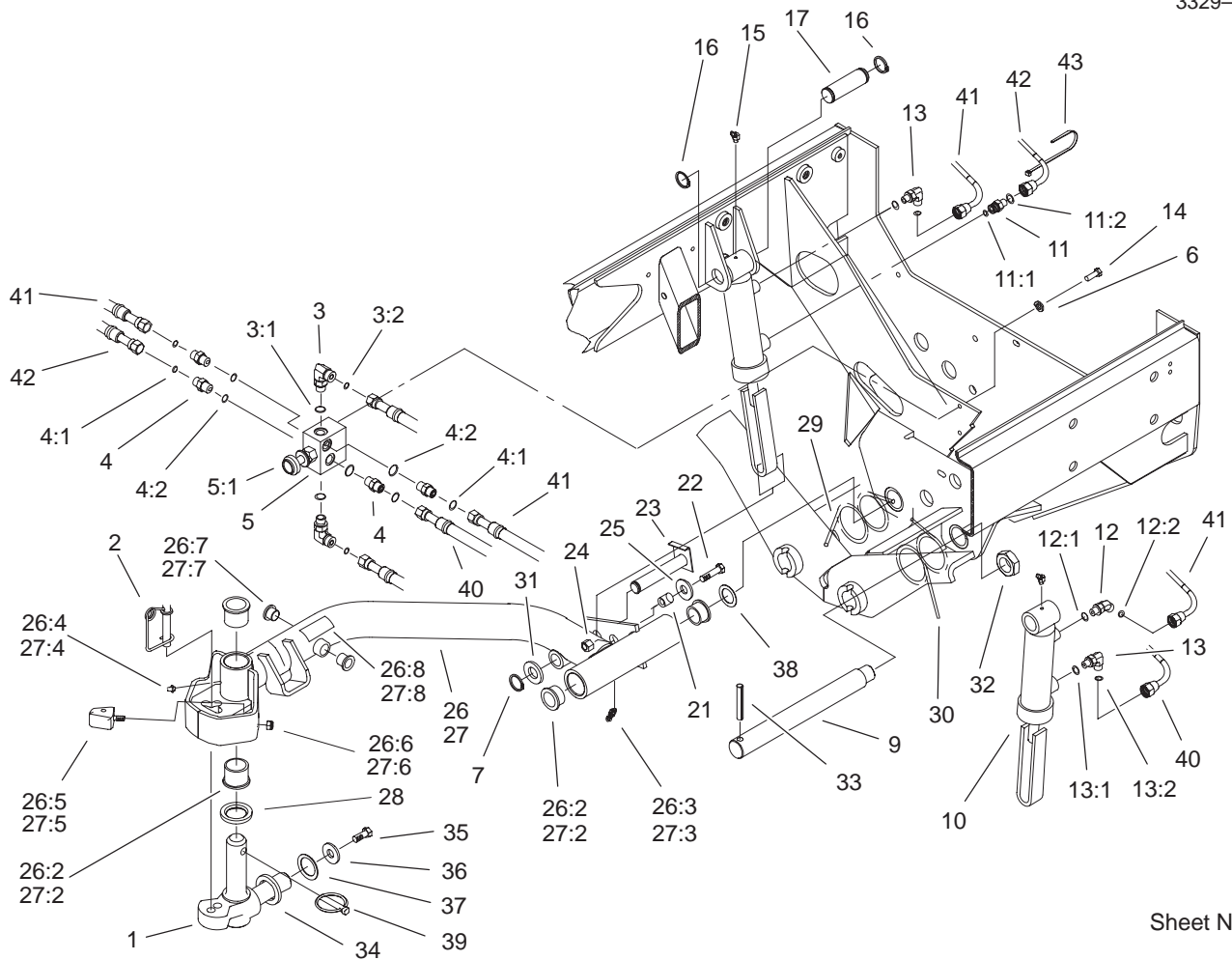
Sheet No.:C2
T-3499

Hydraulic Cylinder Assembly No. 99-6986

Ref. No.	Part No.	Qty.	Description
☆1		1	Barrel
2	32152-10	1	Locknut
☆4		1	Piston
☆9		1	Head
☆11		1	Collar
☆12		1	Shaft W/Clevis
☆13		1	Fitting-Grease
14	100-8023	1	Seal Repair Kit
☆14:1		1	Seal-Psp
☆14:2		1	O-Ring
☆14:3		1	O-Ring
☆14:4		1	Backup
☆14:5		1	Seal-Rod
☆14:6		1	Seal-Dust

Ref. No.	Part No.	Qty.	Description

☆ Not serviced separately



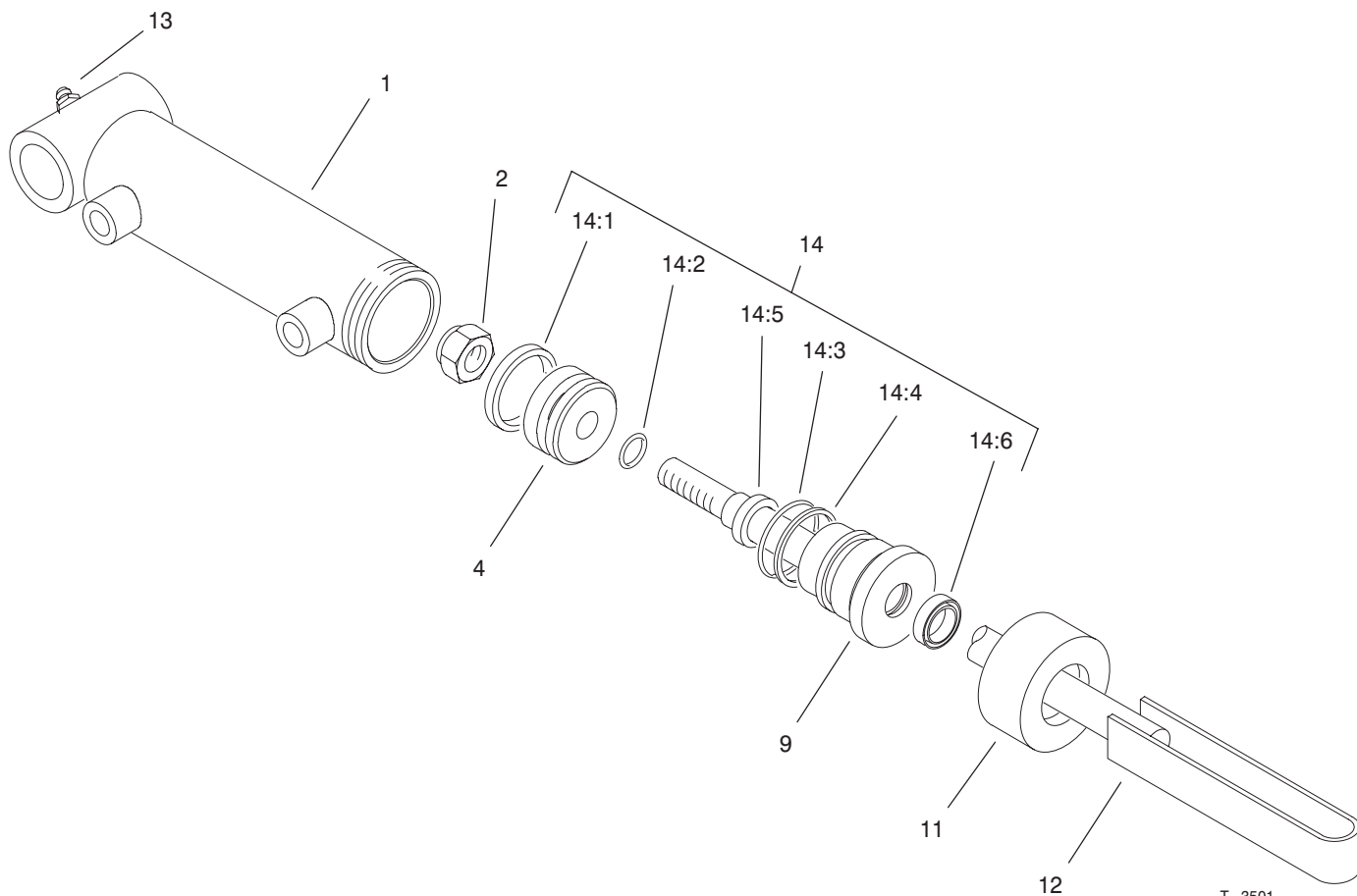
Sheet No.:30

Rear No. 2 and No. 3 Lift Arm Assembly

Ref. No.	Part No.	Qty.	Description
1	98-1880-01	2	Knuckle-Pivot
2	99-5610	2	Pin
3	340-82	2	Adapter
3:1	237-42	1	O-Ring
3:2	237-21	1	O-Ring
4	340-1	4	Adapter
4:1	237-35	1	O-Ring
4:2	237-42	1	O-Ring
5	104-9250	1	Control-Flow
5:1	104-0003	1	Cartridge Kit
*5:1:1	105-3334	1	Seal Kit
*5:1:2	105-7514	1	Cartridge Knob Kit
6	3253-3	2	Washer-Lock
7	94-9974	2	Ring-Retaining
9	95-7158	2	Pin-Pivot
10	99-2550	2	Cylinder-HYD
11	340-92	1	Fitting-HYD, Straight
11:1	237-78	1	O-Ring
11:2	237-21	1	O-Ring
12	340-103	1	Fitting-HYD, 45°
12:1	237-78	1	O-Ring
12:2	237-21	1	O-Ring
13	340-132	2	Fitting-HYD, 90°
13:1	237-78	1	O-Ring
13:2	237-21	1	O-Ring
14	321-4	2	Screw-HH

Ref. No.	Part No.	Qty.	Description
15	302-11	2	Fitting-Lube, 45°
16	32151-36	4	Ring-Retaining
17	92-7548	2	Pin-Cylinder
21	82-6840	2	Spacer
22	322-7	2	Screw-HH
23	99-2560	2	Pin
24	3296-29	2	Nut-Lock, NI
25	3256-3	2	Washer-Flat
26	105-3363	1	Lift Arm ASM No. 3
26:2	104-0015	4	Bushing-Flange
26:3	302-11	1	Fitting-Lube, 45°
26:4	302-5	1	Fitting-Grease
26:5	99-5605	2	Bumper ASM
26:6	3296-29	2	Nut-Lock, NI
26:7	256-287	2	Bushing
26:8	93-6696	1	Decal-Spring, Loaded
27	105-3362	1	Lift Arm ASM No. 2
27:2	104-0015	4	Bushing-Flange
27:3	302-11	1	Fitting-Lube, 45°
27:4	302-5	1	Fitting-Grease
27:5	99-5605	2	Bumper ASM
27:6	3296-29	2	Nut-Lock, NI
27:7	256-287	2	Bushing
27:8	93-6696	1	Decal-Spring, Loaded
28	94-8946	2	Washer-Thrust
29	99-5608	1	Spring-Torsion, RH

* Not illustrated



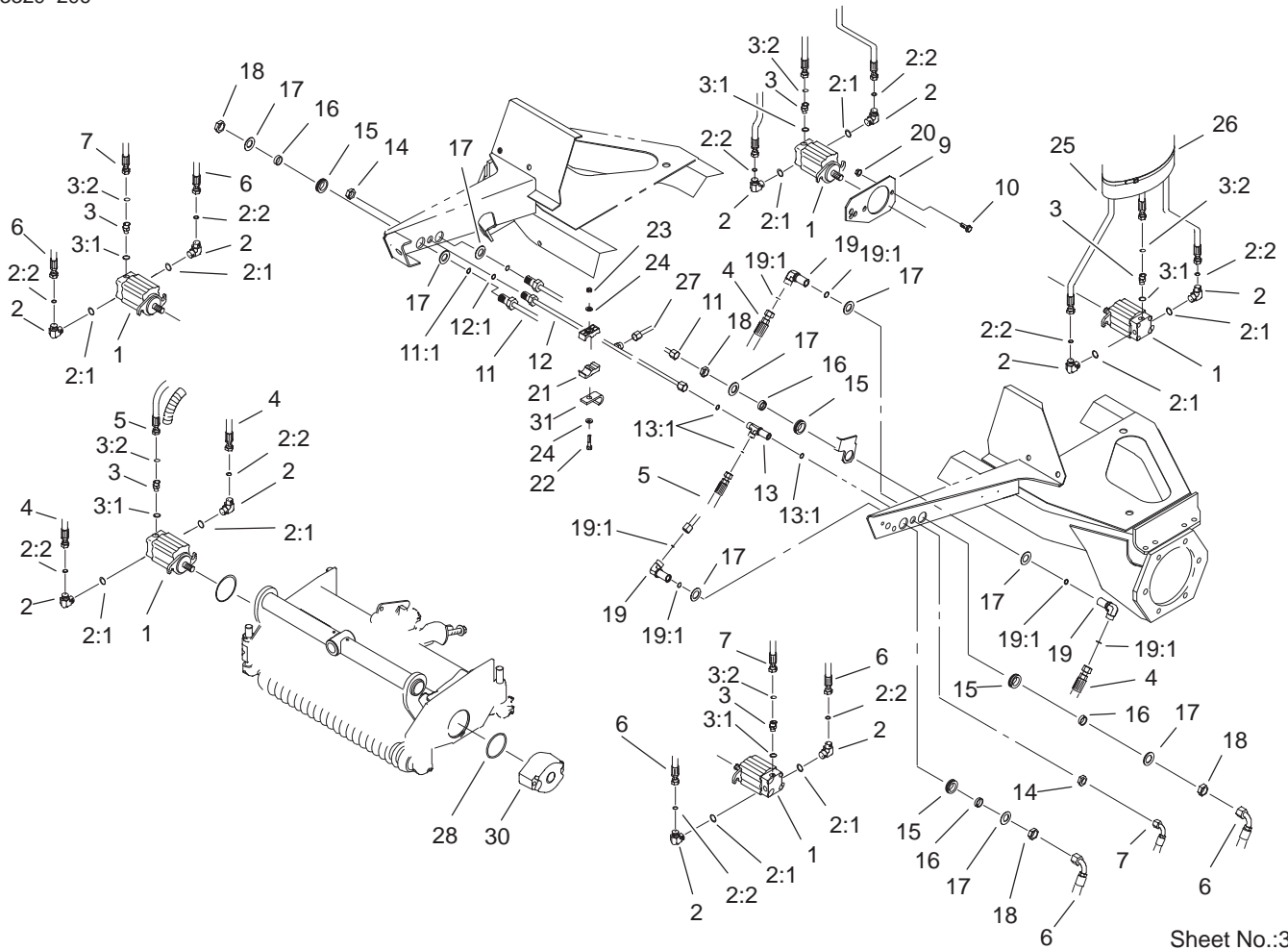
T-3501
Sheet No.:C3

Hydraulic Cylinder Assembly No. 99-2550

Ref. No.	Part No.	Qty.	Description
☆1		1	Barrel
2	32152-10	1	Locknut
☆4		1	Piston
☆9		1	Head
☆11		1	Collar
☆12		1	Shaft And Tube
13	302-5	1	Fitting-Grease
14	100-8023	1	Seal Repair Kit
☆14:1		1	Seal-Psp
☆14:2		1	O-Ring
☆14:3		1	O-Ring
☆14:4		1	Backup
☆14:5		1	Seal-Rod
☆14:6		1	Seal-Dust

Ref. No.	Part No.	Qty.	Description

☆ Not serviced separately

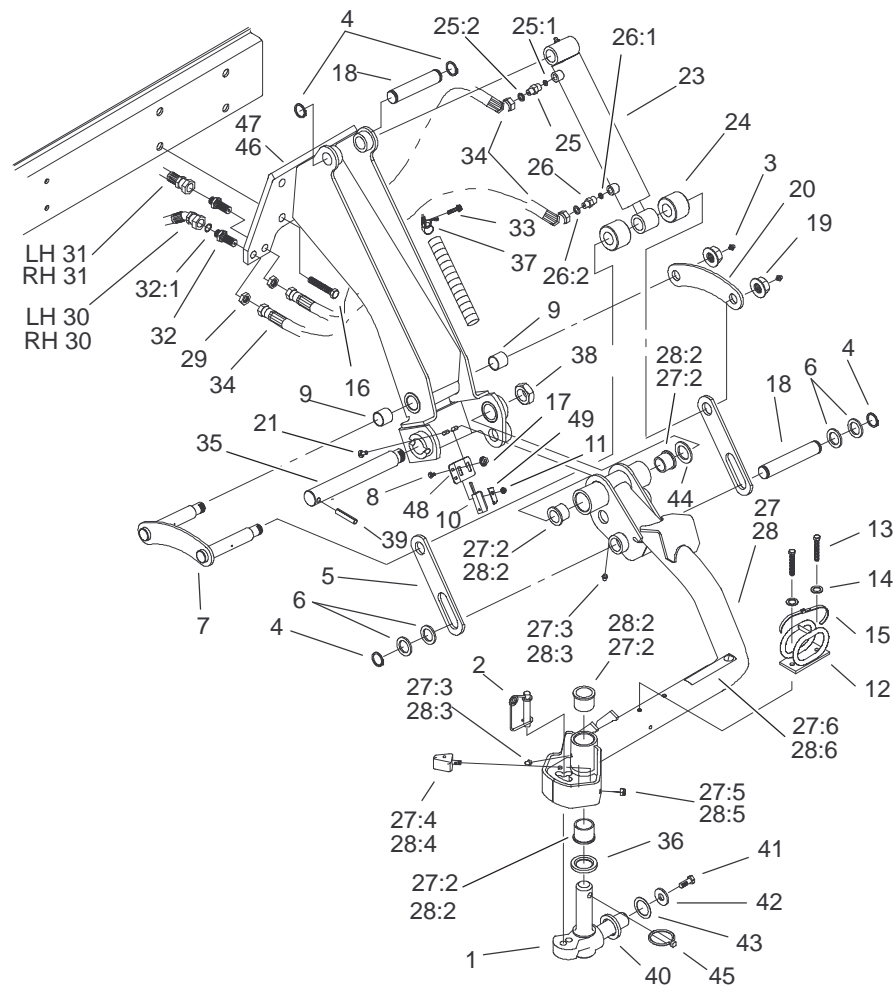


Sheet No.:31

Reel Motor Assembly

Ref. No.	Part No.	Qty.	Description
1	98-9999	5	Motor-Hydraulic
2	340-98	10	Fitting-HYD, 90°
2:1	237-79	1	O-Ring
2:2	237-30	1	O-Ring
3	340-92	5	Fitting-HYD, Straight
3:1	237-78	1	O-Ring
3:2	237-21	1	O-Ring
4	105-7902	2	HYD Hose ASM
5	92-7560	1	HYD Hose ASM
6	105-7901	4	HYD Hose ASM
7	92-7559	2	HYD Hose ASM
10	3234-11	10	Screw-HHF
11	93-4219	1	Tube ASM
11:1	237-30	1	O-Ring
12	93-4223	1	Front Drain Tube ASM
12:1	237-22	2	O-Ring
13	340-68	1	Fitting-Tee, Bulkhead
13:1	237-22	3	O-Ring
14	340-70	2	Nut-Lock
15	240-5	5	Grommet
16	69-8960	5	Spacer
17	69-8930	10	Washer
18	340-127	5	Nut-Bulkhead
19	93-9151	2	Fitting-HYD
19:1	237-30	2	O-Ring
20	32128-43	10	Nut-Flange

Ref. No.	Part No.	Qty.	Description
21	56-7972	4	Clamp-Tube
22	322-7	2	Screw-HH
23	3296-47	2	Nut-Lock, NI
24	3256-23	4	Washer-Flat
25	99-5617	5	Sleeve-Protective
26	3290-379	6	Tie-Cable
27	104-3718	1	Drain Tube ASM
28	93-9783	14	O-Ring
30	105-4011-03	7	Weight-End
31	2412-150	1	J-Clip

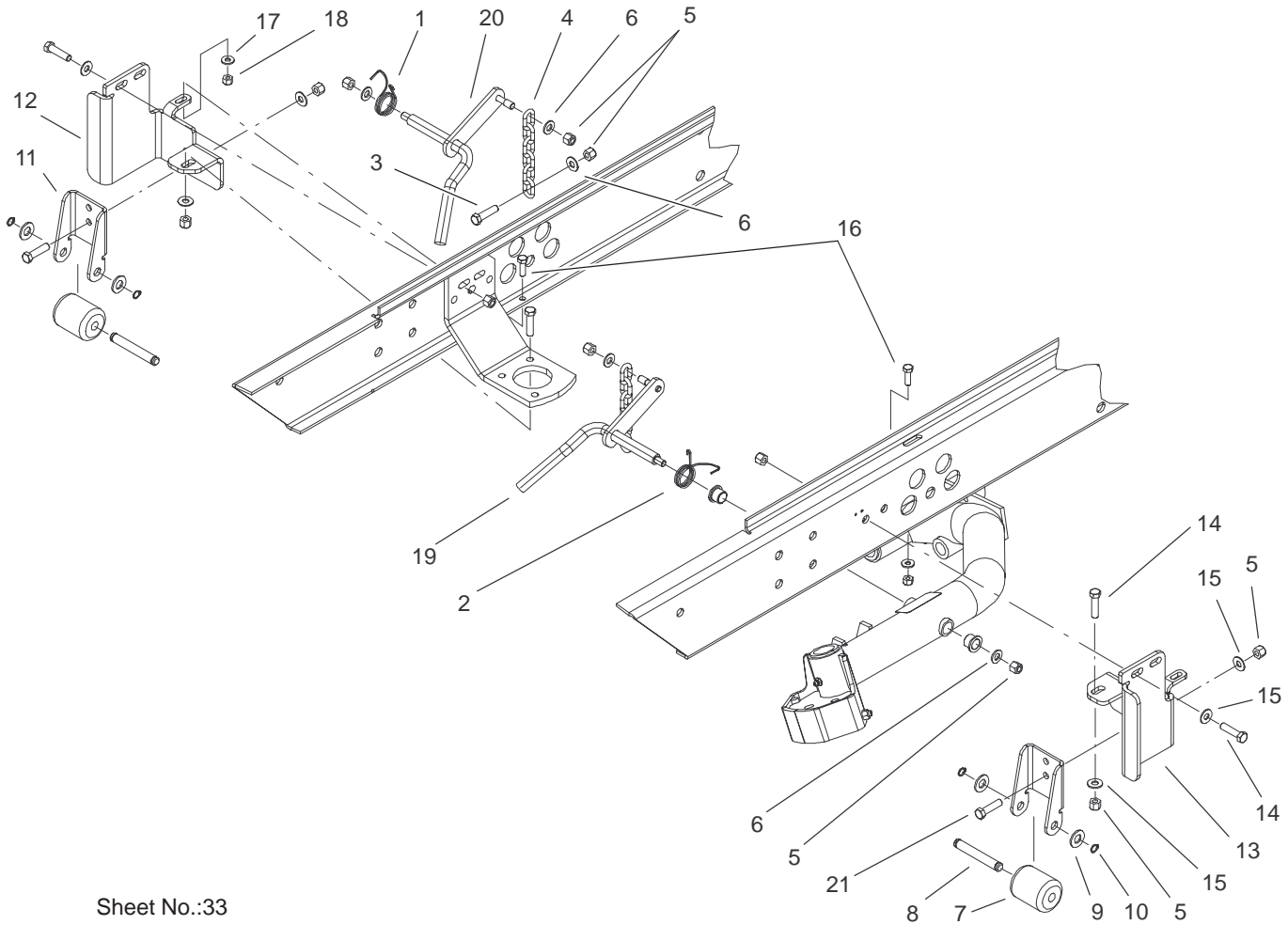


Sheet No.:32

Rear No. 6 and No. 7 Lift Arm Assembly

Ref. No.	Part No.	Qty.	Description
1	98-1880	2	Knuckle-Pivot
2	99-5610	2	Pin
3	302-5	4	Fitting-Grease
4	32151-36	8	Ring-Retaining
5	93-2704	4	Link-Left
6	10-8110	8	Washer-Thrust
7	98-8823	2	Link
8	104-1450	2	Bolt-CARR
9	67-1750	4	Bushing
10	100-1270	2	Switch-Proximity
11	32149-7	2	Nut-Keps
12	99-5621	2	Guide-Hose
13	33114-020	4	Screw-HH
14	3253-4	4	Washer-Lock
15	3334-945	2	Tie-Cable
16	33108-035	8	Screw-HHF
17	32128-33	4	Nut-HF
18	93-2699	4	Pin
19	33029-00	4	Nut-Lock NI
20	98-8821	2	Link-Rear
21	3229-28	4	Screw-CARR
23	93-2631	2	Cylinder Lift
24	93-2700	4	Roller-Plastic
25	340-92	2	Fitting-HYD, Straight
25:1	237-78	1	O-Ring
25:2	237-21	1	O-Ring

Ref. No.	Part No.	Qty.	Description
26	94-1449	2	Fitting
26:1	237-78	1	O-Ring
26:2	237-21	1	O-Ring
27	105-3358	1	Lift Arm ASM No. 7
27:2	104-0015	4	Bushing-Flange
27:3	302-5	2	Fitting-Grease
27:4	99-5605	2	Bumper ASM
27:5	3296-29	2	Nut-Lock, NI
27:6	93-6687	1	Decal-Step, No
28	105-3357	1	Lift Arm ASM No. 6
28:2	104-0015	4	Bushing-Flange
28:3	302-5	2	Fitting-Grease
28:4	99-5605	2	Bumper ASM
28:5	3296-29	2	Nut-Lock, NI
28:6	93-6687	1	Decal-Step, No
29	340-78	4	Locknut-Bulkhead
30	104-3740	2	Lift Cylinder Hose ASM
31	104-3747	2	Lift Cylinder Hose ASM
32	94-1444	4	Union Bulkhead
32:1	237-21	2	O-Ring
33	32144-11	6	Screw-TAP
34	92-7643	4	Hydraulic Hose ASM
35	98-8826	2	Pin-Pivot
36	94-8946	2	Washer-Thrust

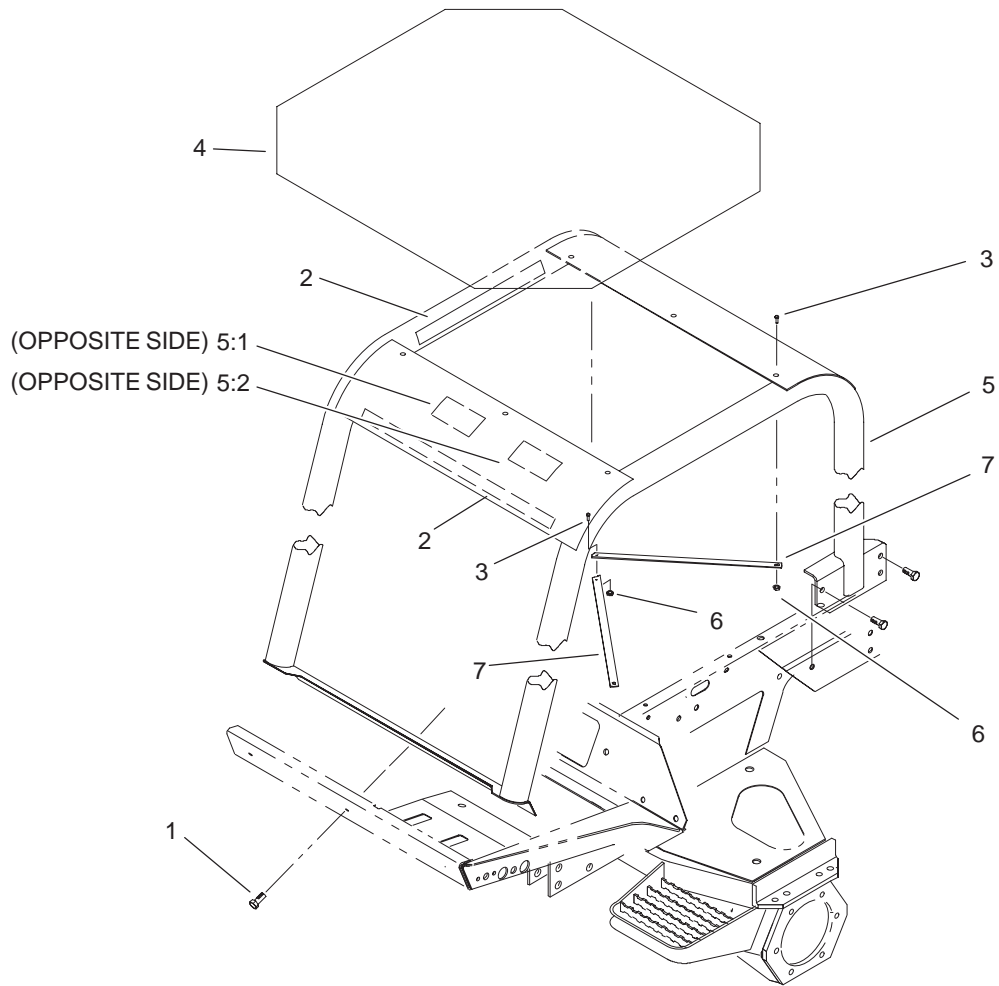


Sheet No.:33

No. 2 and No. 3 Tipper Support Bracket Assembly

Ref. No.	Part No.	Qty.	Description
1	98-3929	1	Spring-Torsion
2	104-1805	1	Spring-Torsion, LH
3	323-7	2	Screw-HH
4	5-1096	2	Chain-Lift
5	3296-39	16	Nut-Lock, NI
6	3256-24	6	Washer-Flat
7	75-5390	2	Roller
8	75-5400	2	Pin-Roller
9	3256-26	4	Washer-Flat
10	32151-61	4	Ring-Retaining
11	100-3892-03	2	Bracket-Tipper, Rear
12	100-3866-03	1	Support-Tipper Bracket, RH
13	100-3867-03	1	Support-Tipper Bracket, LH
14	323-8	6	Screw-HH
15	3256-3	10	Washer-Flat
16	322-5	2	Screw-HH
17	3256-2	2	Washer-Flat
18	3296-29	2	Nut-Lock, NI
19	105-0126-03	1	LH Pivot Rod ASM
20	105-0127-03	1	RH Pivot Rod ASM
21	323-6	4	Screw-HH

Ref. No.	Part No.	Qty.	Description

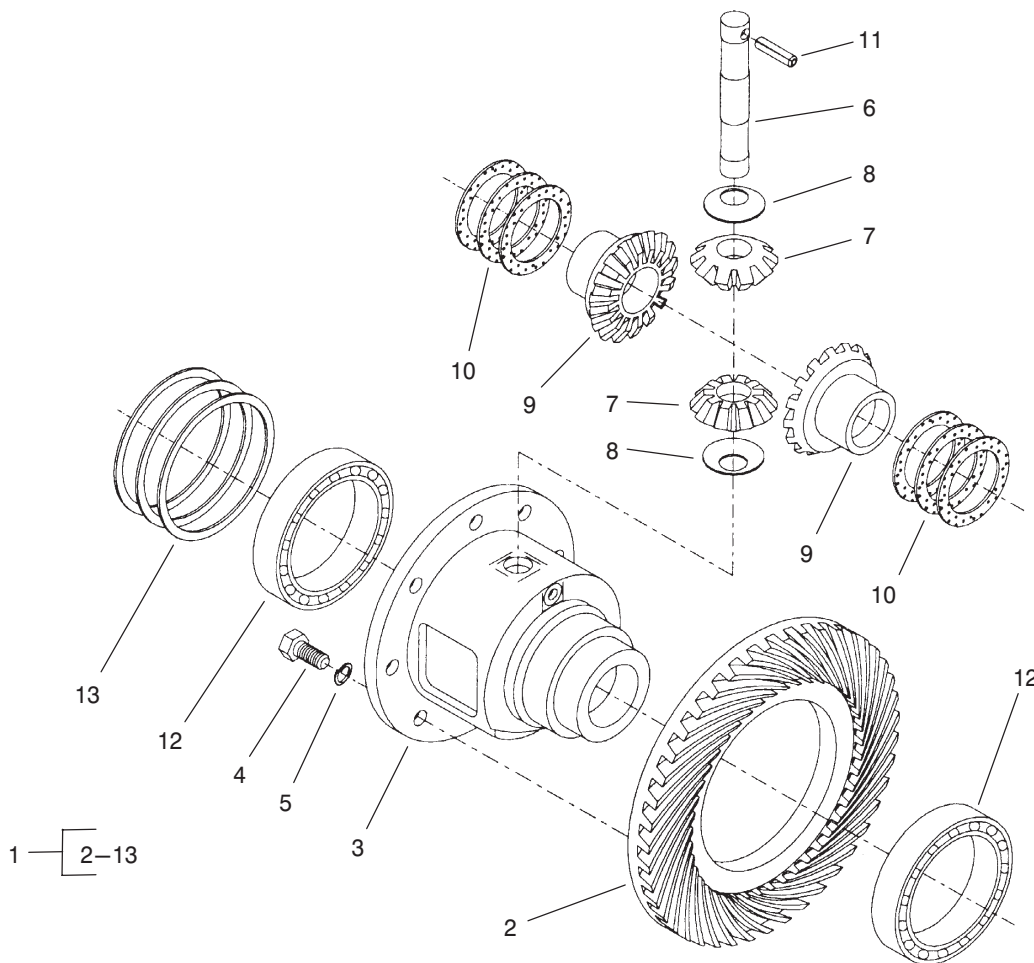


Sheet No.:34

(ROPS) Roll-Over-Protection-System Assembly

Ref. No.	Part No.	Qty.	Description
1	33106-035	3	Screw-HHF
2	93-9157	4	Velcro-Hook
3	33104-030	5	Screw-HHF
4	93-9160	1	Cover-Rops
5	94-2643	1	Rops ASM
5:1	93-8050	1	Decal-Roof, Rops
5:2	92-7540	1	Decal-Rops
6	33024-00	5	Nut-Lock
7	93-9159	2	Strap-Cover

Ref. No.	Part No.	Qty.	Description

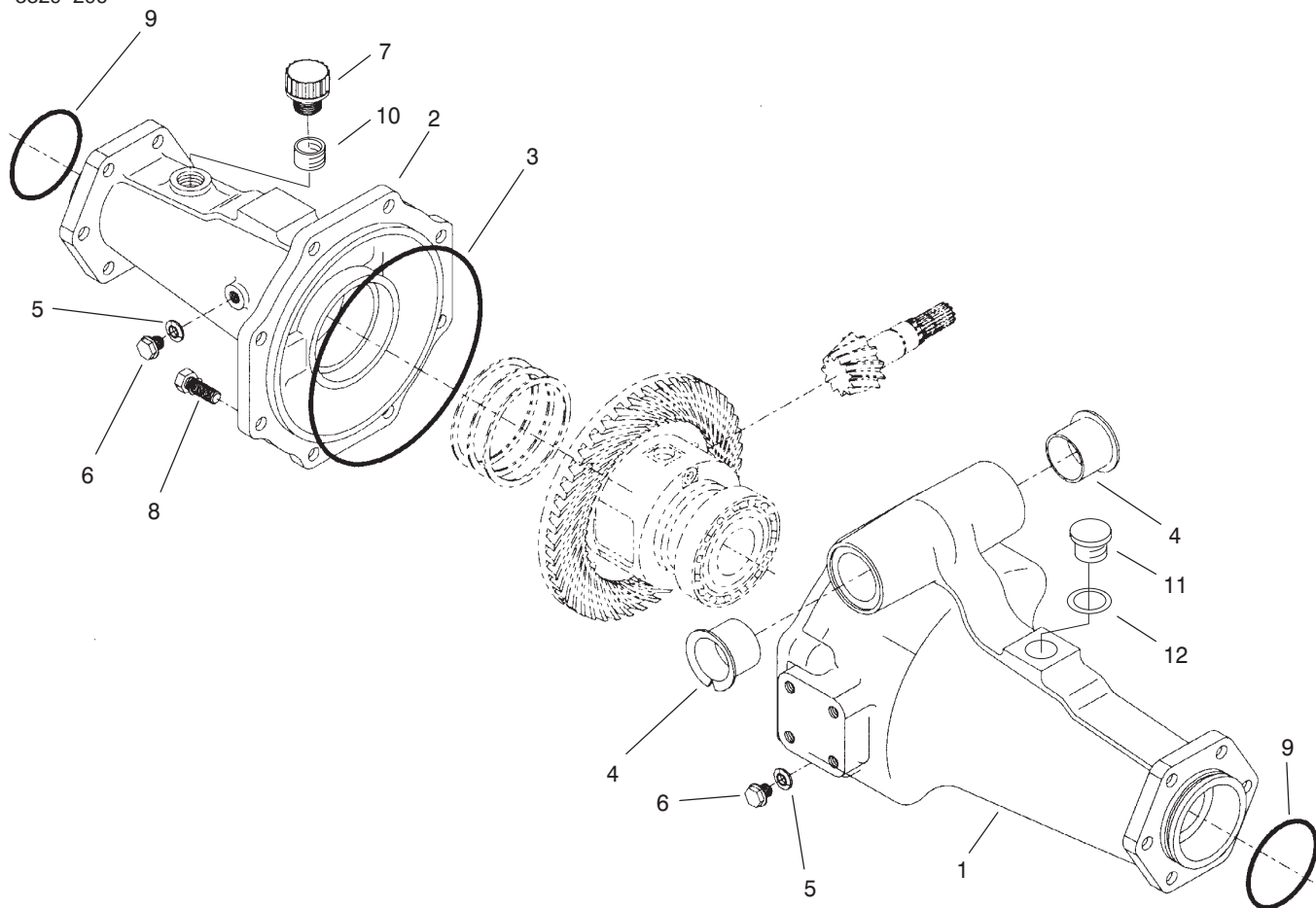


Sheet No.:84
T-3203-1

Rear Axle Assembly No. 100-3784 (Continued) Differential Assembly

Ref. No.	Part No.	Qty.	Description
1	95-7503	1	Differential ASM
2	100-2555	1	Ring And Pinion Matched Set
3	95-7502	1	Case-Differential
4	99-7576	8	Bolt
5	99-7577	8	Washer-Spring
6	99-7578	1	Shaft-Differential
7	99-7579	2	Pinion-Differential
8	99-7580	2	Washer-Differential
9	99-7581	2	Gear-Differential
10	99-7582	2	Washer-Differential
10	99-7583	2	Washer-Differential
10	99-7584	2	Washer-Differential
11	99-7588	1	Pin-Spring
12	99-7562	2	Bearing-Ball
13	99-7585	2	Shim 0.1
13	99-7586	2	Shim 0.2
13	99-7587	2	Shim 0.4

Ref. No.	Part No.	Qty.	Description

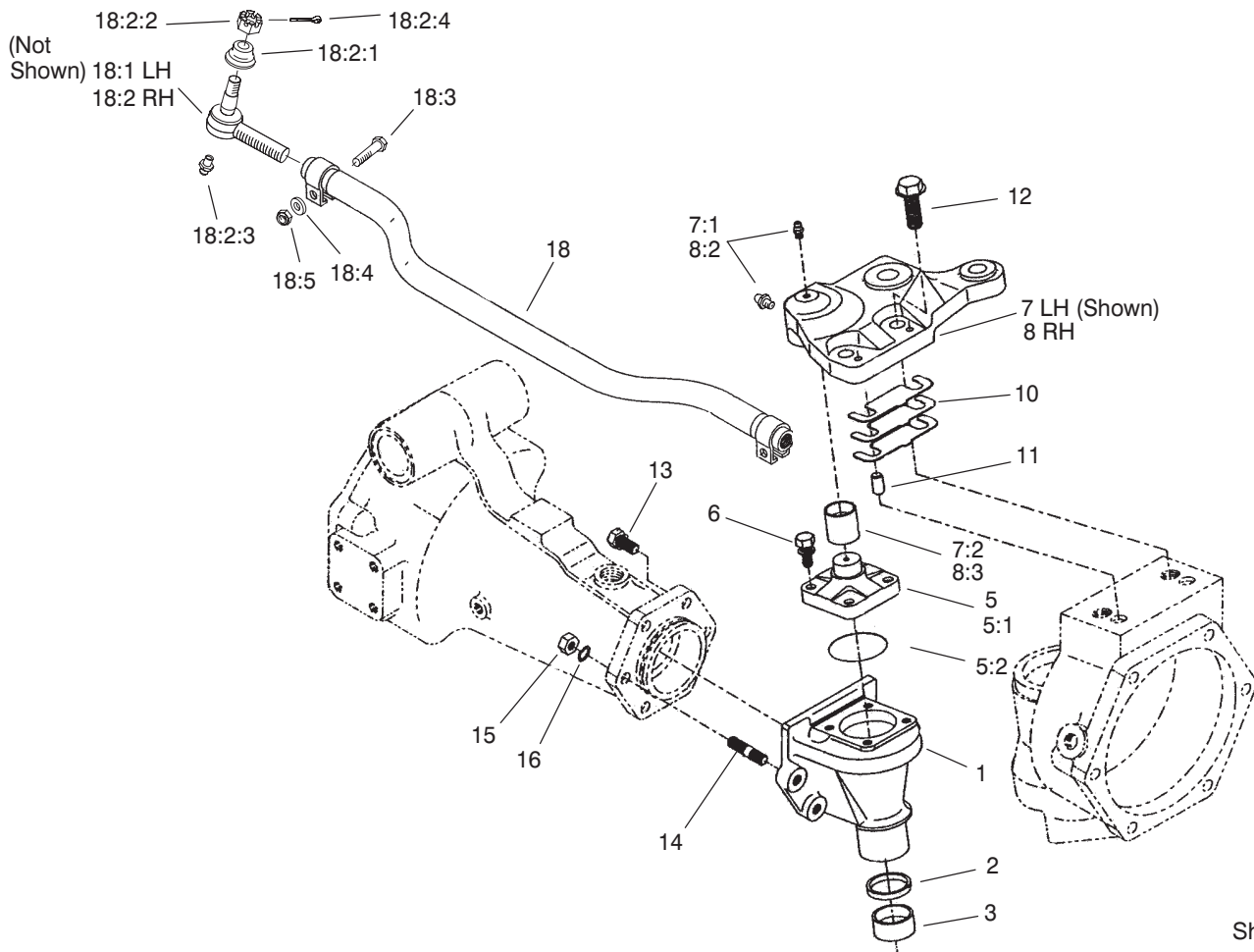


Sheet No.:85
T-3204-1

Rear Axle Assembly No. 100-3784 (Continued) Axle Support Assembly

Ref. No.	Part No.	Qty.	Description
1	95-7508	1	Support-Axle
2	95-7506	1	Support-Axle
3	95-7507	1	O-Ring
4	95-7537	2	Bushing-Flanged
5	99-7590	2	Washer-Seal
6	99-7589	2	Plug
7	99-7591	1	Oil Plug ASM
8	99-7592	8	Bolt
9	99-7593	2	O-Ring
10	104-2377	1	Extension, Vent
11	104-8643	1	Plug
12	104-8644	1	O-Ring

Ref. No.	Part No.	Qty.	Description



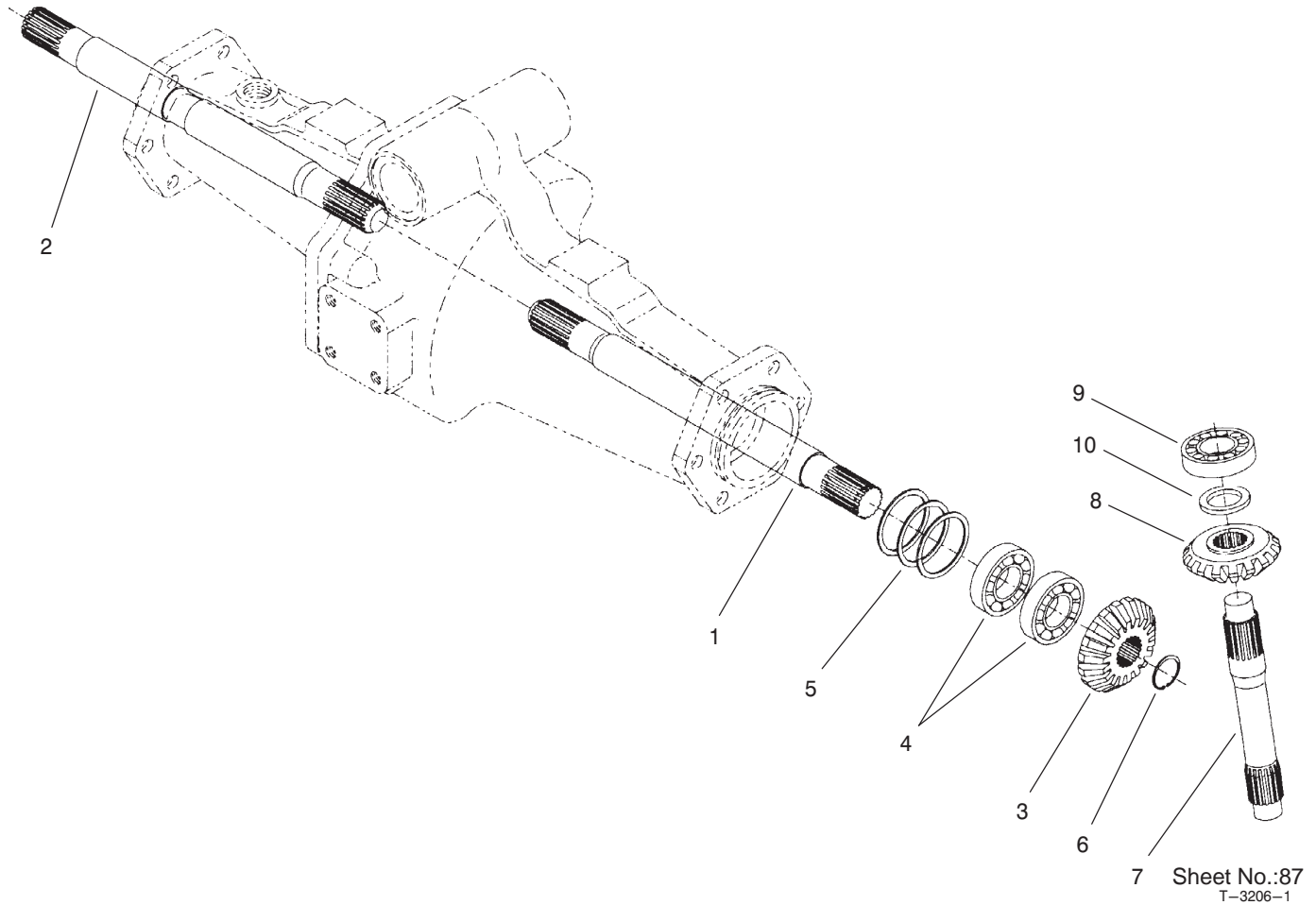
Sheet No.:86
T-3503

Rear Axle Assembly No. 100-3784 (Continued) Bevel Gear Case Assembly

Ref. No.	Part No.	Qty.	Description
1	95-7538	2	Case-Bevel Gear
2	100-2557	2	Seal-Oil
3	104-2378	2	Bushing
5	104-2376	2	Knuckle ASM
5:1	104-2373	1	Knuckle
5:2	104-2372	1	O-Ring
6	104-2374	8	Bolt
7	100-3768	1	LH Steering Arm ASM
7:1	302-5	2	Fitting-Grease
7:2	104-8634	1	Bushing
8	100-3766	1	RH Steering Arm ASM
8:2	302-5	2	Fitting-Grease
8:3	104-8634	1	Bushing
10	95-7547	2	Shim 0.1
10	95-7548	2	Shim 0.2
10	95-7549	2	Shim 0.4
11	99-7597	4	Pin-Dowel
12	104-2375	4	Bolt
13	99-7599	8	Bolt
14	99-7525	4	Stud
15	99-7526	4	Nut
16	99-7527	4	Washer-Spring
18	100-3762	1	Tie Rod ASM
*18:1	100-3851	1	LH Tie Rod End ASM

Ref. No.	Part No.	Qty.	Description
*18:1:1	100-3853	1	Cover-Dust
*18:1:2	100-3854	1	Nut-Castle
*18:1:3	302-5	1	Fitting-Grease
*18:1:4	3272-11	1	Pin-Cotter
18:2	100-3852	1	RH Tie Rod End ASM
18:2:1	100-3853	1	Cover-Dust
18:2:2	100-3854	1	Nut-Castle
18:2:3	302-5	1	Fitting-Grease
18:2:4	3272-11	1	Pin-Cotter
18:3	100-3855	2	Bolt
18:4	99-7527	2	Washer-Spring
18:5	99-7526	2	Nut

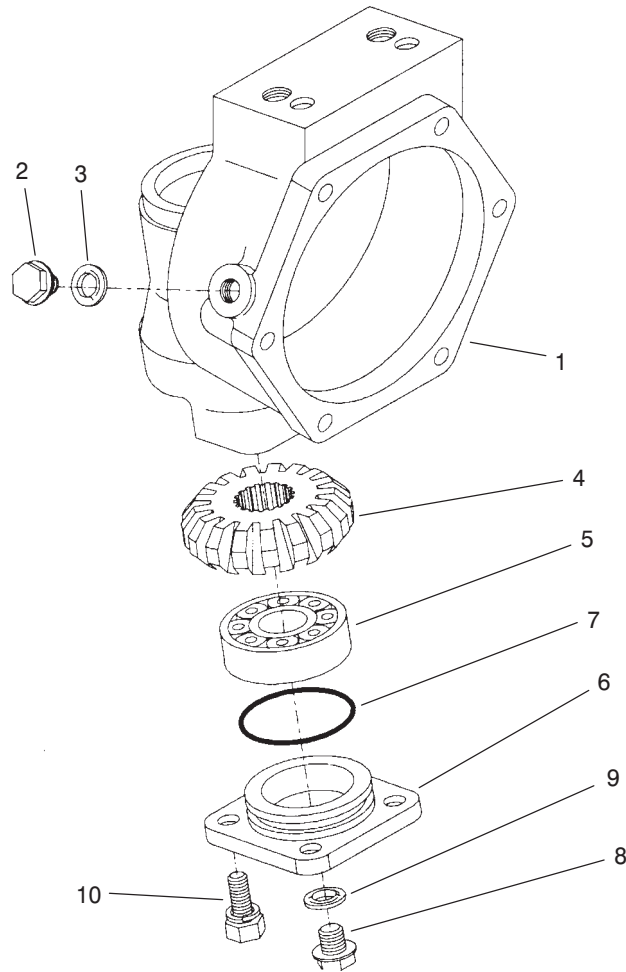
* Not illustrated



Rear Axle Assembly No. 100-3784 (Continued) Bevel Gear Shaft Assembly

Ref. No.	Part No.	Qty.	Description
1	95-7509	1	Shaft-Gear, Differential
2	95-7512	1	Shaft-Gear, Differential
3	95-7517	2	Gear-15 Tooth Bevel
4	99-7530	4	Bearing-Ball
5	99-7552	2	Shim 0.1
5	99-7553	2	Shim 0.2
5	99-7554	2	Shim 0.5
6	99-7531	2	Clip
7	95-7529	2	Shaft-Bevel Gear
8	95-7519	2	Gear-17 Tooth Bevel
9	99-7532	2	Bearing-Taper Roller
10	99-7558	2	Collar

Ref. No.	Part No.	Qty.	Description



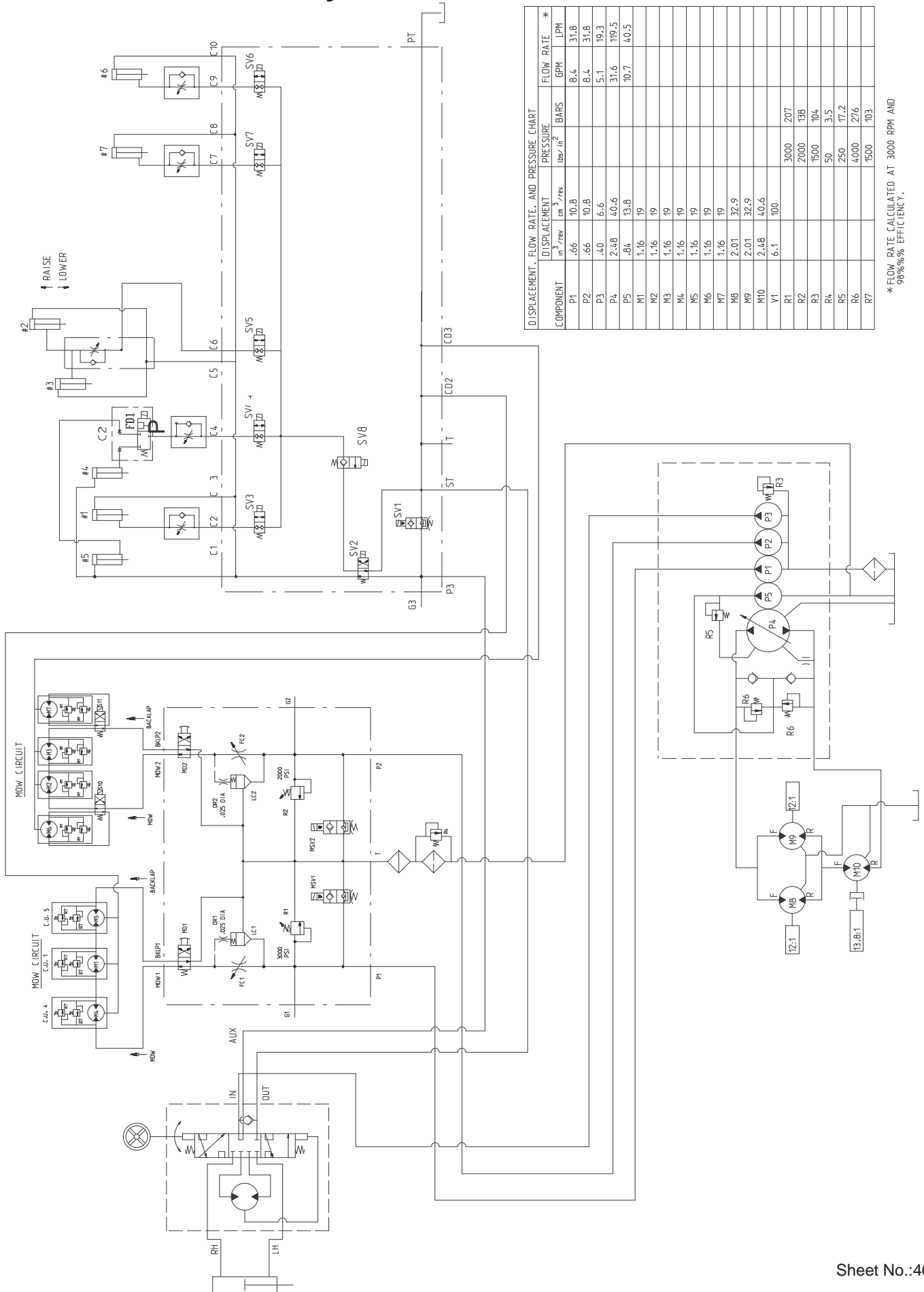
Sheet No.:88
T-3207-1

Rear Axle Assembly No. 100-3784 (Continued) Axle Case Assembly

Ref. No.	Part No.	Qty.	Description
1	95-7531	2	Case-Axle
2	99-7535	2	Plug
3	99-7536	2	Washer-Seal
4	95-7527	2	Gear-17 Tooth Bevel
5	99-7532	2	Bearing-Taper Roller
6	100-2560	2	Cover
7	100-2561	2	O-Ring
8	99-7589	2	Plug
9	99-7590	2	Washer-Seal
10	100-2562	8	Bolt

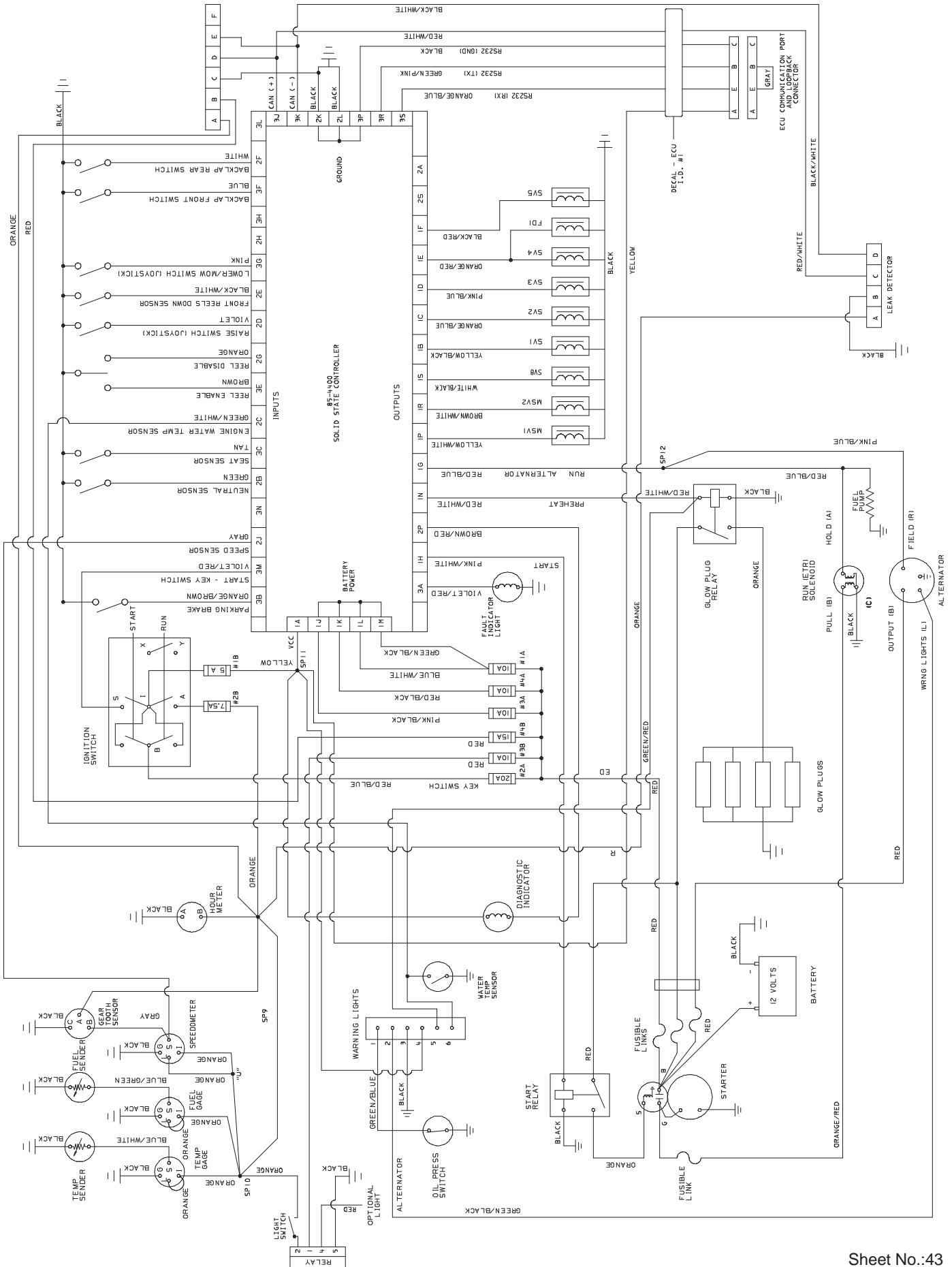
Ref. No.	Part No.	Qty.	Description

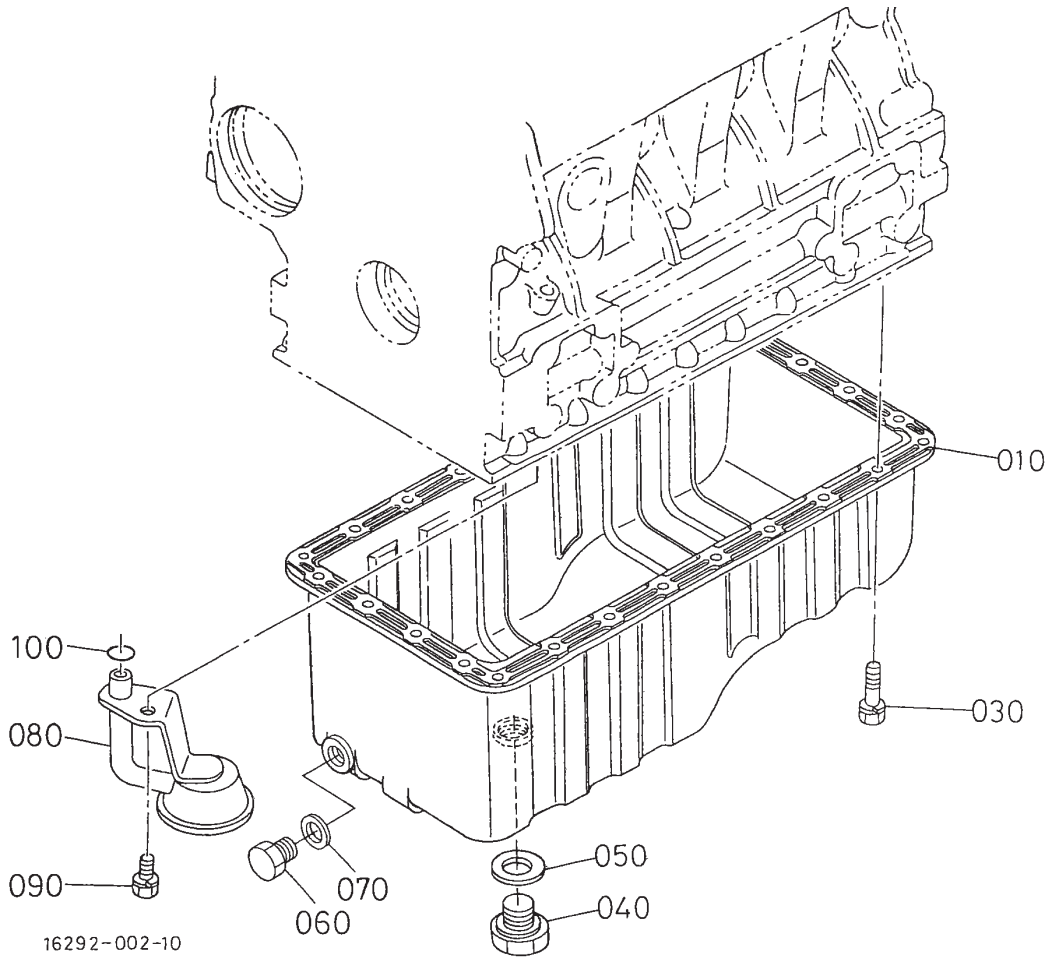
Hydraulic Schematic



*FLOW RATE CALCULATED AT 3000 RPM AND 98%% EFFICIENCY.

Electrical Schematic



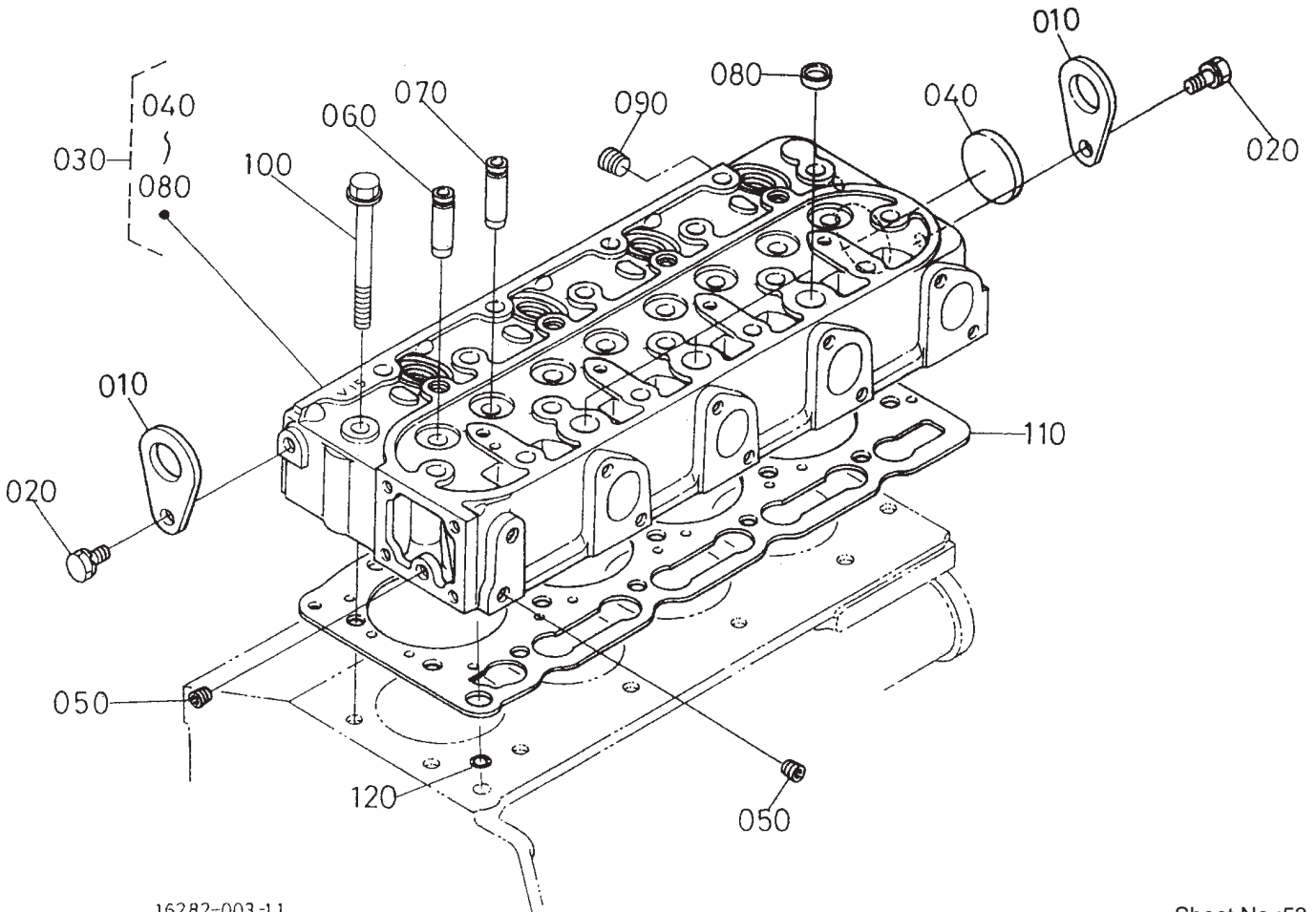


Sheet No.:52

Oil Pan Assembly

Ref. No.	Part No.	Qty.	Description
010	105-3702	1	Pan-Oil, Complete
030	98-9350	2	Bolt
040	105-3703	1	Plug-Drain
050	98-9399	1	Gasket
060	98-9386	1	Plug
070	98-7524	1	Gasket
080	105-3704	1	Filter-Oil
090	98-7526	1	Bolt
100	105-3776	1	O-Ring

Ref. No.	Part No.	Qty.	Description



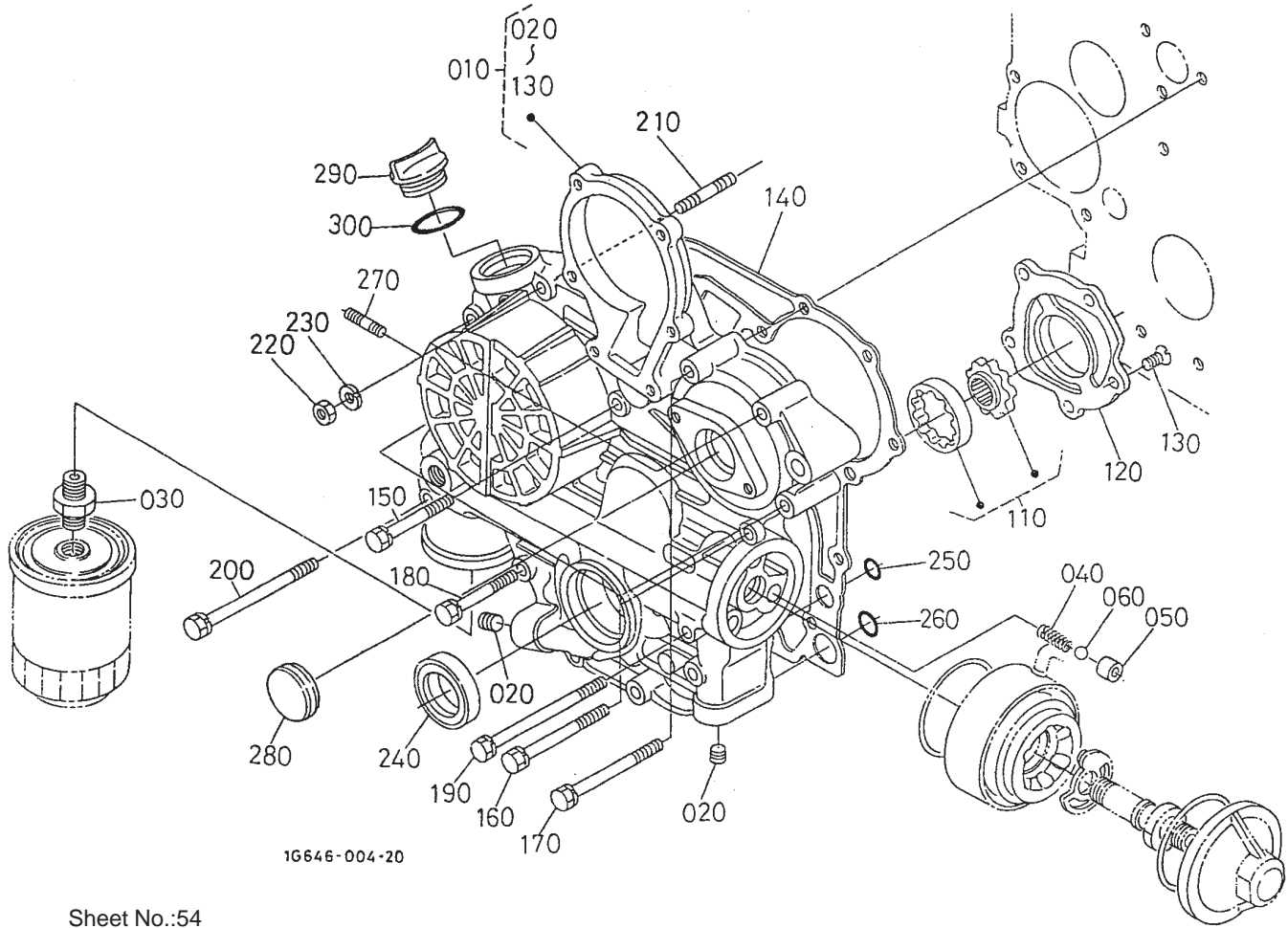
16282-003-11

Sheet No.:53

Cylinder Head Assembly

Ref. No.	Part No.	Qty.	Description
010	98-7531	2	Hook-Engine
020	100-9195	2	Bolt
030	105-3775	1	Head-Cylinder, Complete
040	105-3705	1	Cap-Sealing
050	98-7540	2	Cap-Sealing
060	98-9499	4	Guide-Valve, Inlet
070	98-9500	4	Guide-Valve, Exhaust
080	98-9389	3	Cap-Sealing
090	98-9444	1	Plug
100	98-9479	1	Bolt-Head, Cylinder
110	105-3706	1	Gasket-Head, Cylinder
120	98-7509	1	O-Ring

Ref. No.	Part No.	Qty.	Description



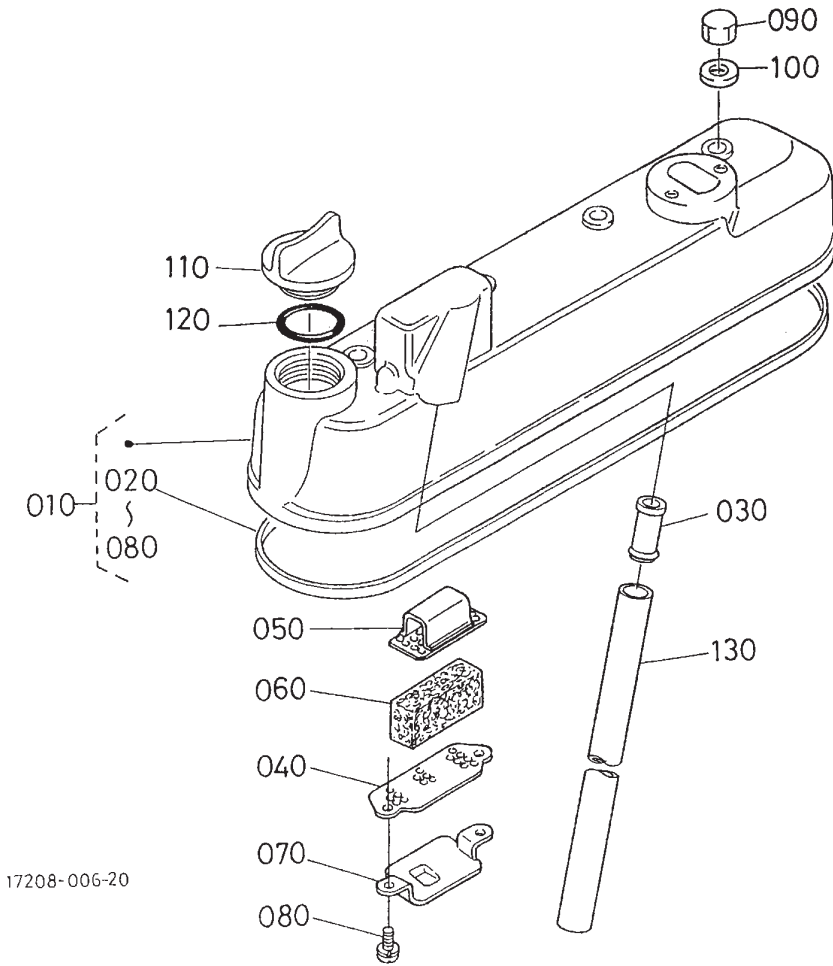
1G646-004-20

Sheet No.:54

Gear Case Assembly

Ref. No.	Part No.	Qty.	Description
010	105-3707	1	Case-Gear, Complete
020	98-9598	5	Plug
030	98-9388	1	Joint-Pipe
040	98-9544	1	Spring
050	98-9543	1	Seat-Valve
060	98-9380	1	Ball
110	98-9540	1	Oil Pump Rotor ASM
120	105-3708	1	Cover-Pump, Oil
130	98-9592	5	Screw
140	98-9633	1	Gasket-Case, Gear
150	98-7496	3	Bolt
160	105-3797	4	Bolt
170	98-9356	2	Bolt
180	98-9437	1	Bolt
190	98-9586	2	Bolt
200	99-3511	1	Bolt
210	105-3709	1	Stud
220	98-7572	1	Nut
230	98-7699	1	Washer-Spring
240	98-9482	1	Seal-Oil
250	98-9372	2	O-Ring
260	105-3777	1	O-Ring
270	105-3710	2	Stud
280	98-9641	1	Cover
290	98-9449	1	Plug-Filler, Oil
300	99-3446	1	O-Ring

Ref. No.	Part No.	Qty.	Description



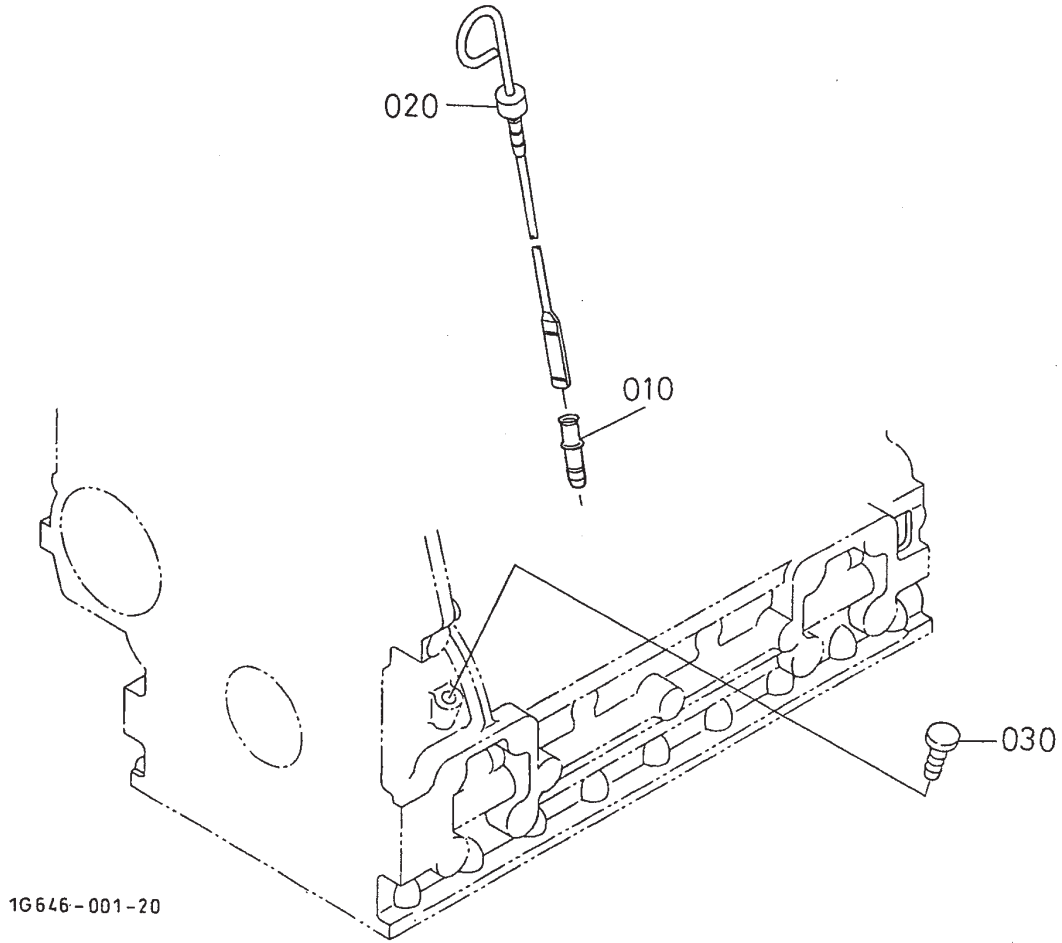
17208-006-20

Sheet No.:55

Head Cover Assembly

Ref. No.	Part No.	Qty.	Description
010	105-3711	1	Cylinder Head Cover ASM
020	105-3712	1	Gasket-Cover, Head
030	98-9492	1	Joint-Pipe, Breather
040	98-9488	1	Plate-Element, Breather
050	98-9489	1	Plate-Element, Breather
060	98-9493	1	Element-Breather
070	98-9490	1	Shield-Oil, Breather
080	98-7421	2	Screw-W/Washer
090	98-9455	4	Nut-Cap
100	98-9454	4	Gasket
110	98-9449	1	Plug-Filler, Oil
120	99-3446	1	O-Ring
130	98-9491	1	Pipe-Breather

Ref. No.	Part No.	Qty.	Description

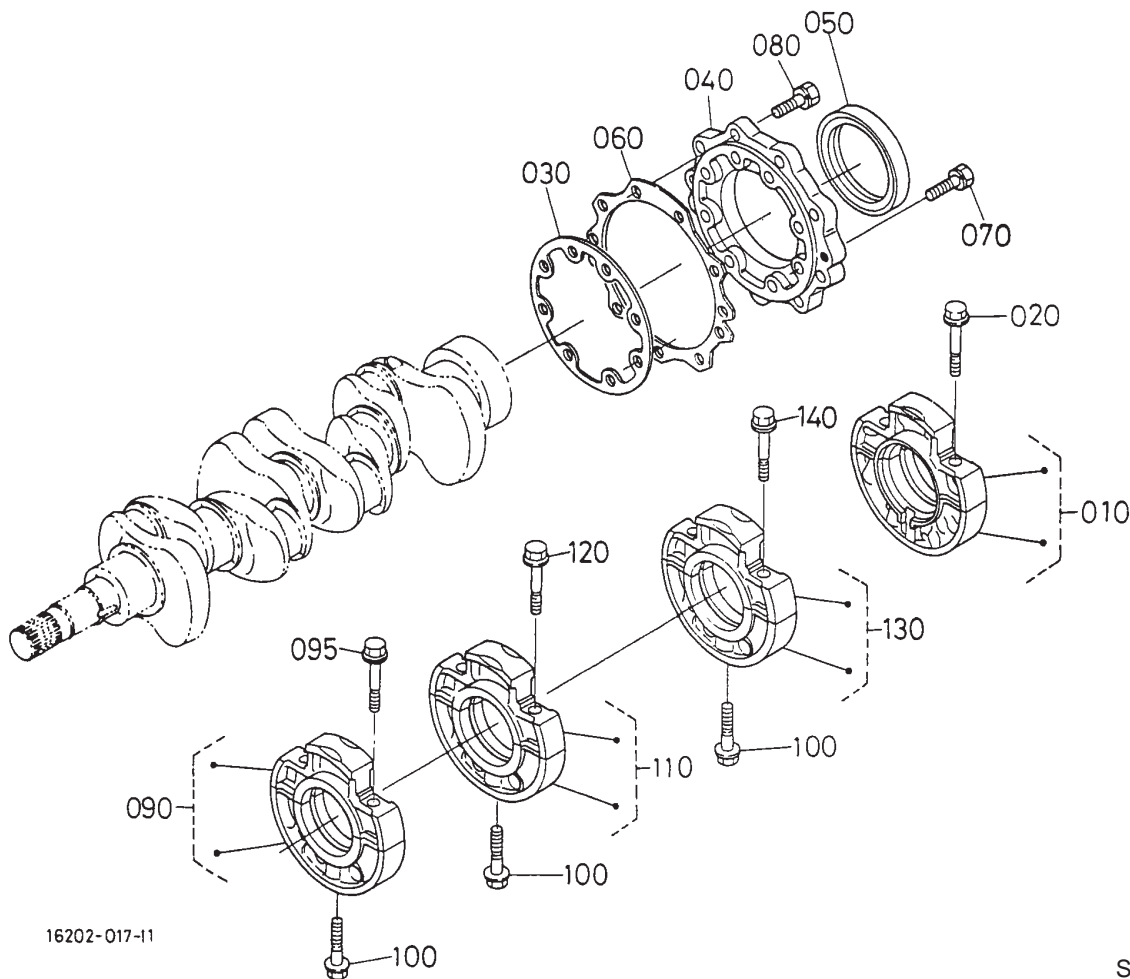


Sheet No.:56

Dipstick and Guide Assembly

Ref. No.	Part No.	Qty.	Description
010	105-3713	1	Guide-Gauge, Oil
020	105-3714	1	Gauge-Oil
030	105-3715	1	Plug-Gauge, Oil

Ref. No.	Part No.	Qty.	Description



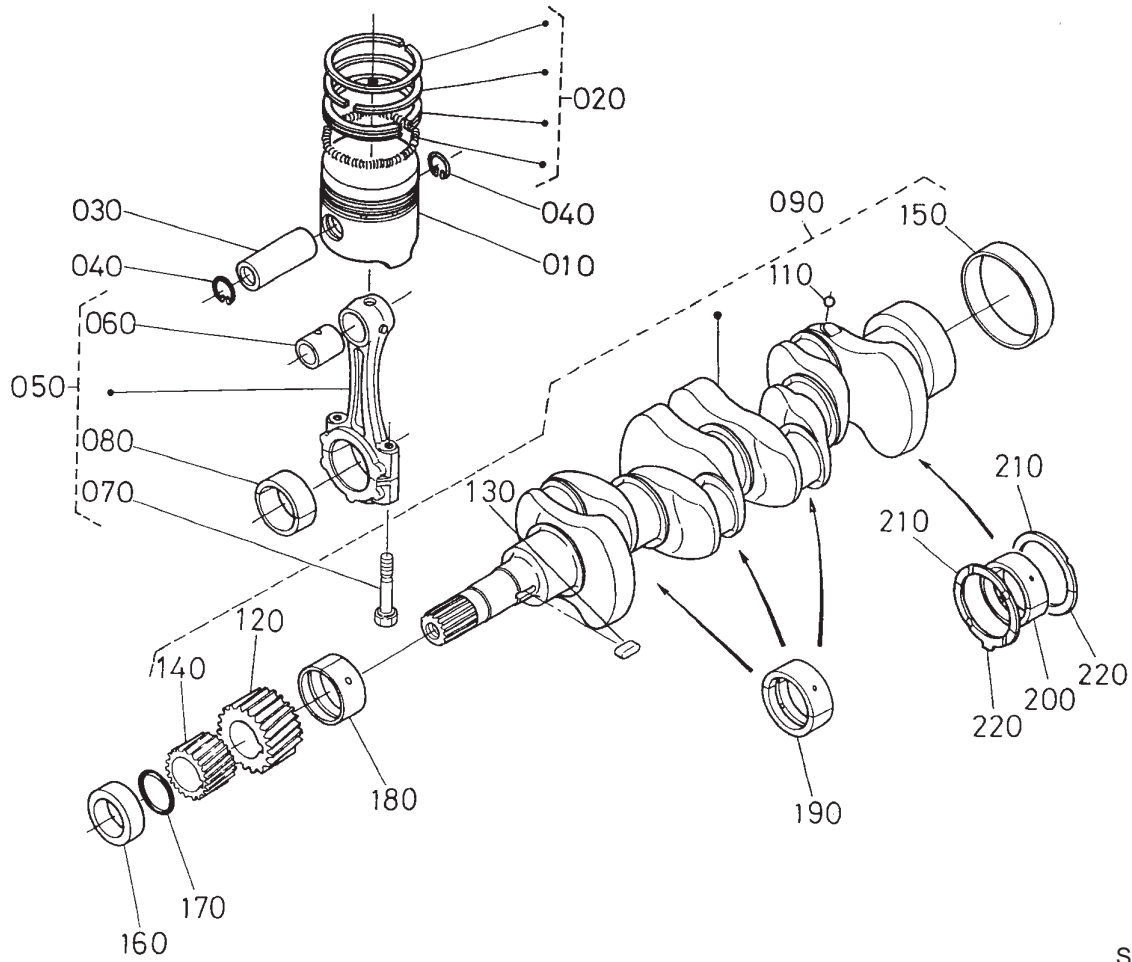
16202-017-11

Sheet No.:57

Main Bearing Case Assembly

Ref. No.	Part No.	Qty.	Description
010	98-9480	1	Main Bearing Case ASM
020	98-9484	2	Bolt-Case, Bearing
030	98-9634	1	Gasket-Case, Bearing
040	98-9487	1	Cover-Case, Bearing
050	98-9483	1	Seal-Oil
060	98-9635	1	Gasket-Cover, Bearing Case
070	98-9352	8	Bolt
080	98-7568	9	Bolt
090	99-8361	1	Case-Bearing, Main
095	98-9484	2	Bolt-Case, Bearing
100	98-9485	3	Bolt-Case, Bearing
110	99-8360	1	Case-Bearing, Main
120	98-9484	2	Bolt-Case, Bearing
130	105-3716	1	Main Bearing Case ASM
140	98-9484	2	Bolt-Case, Bearing

Ref. No.	Part No.	Qty.	Description

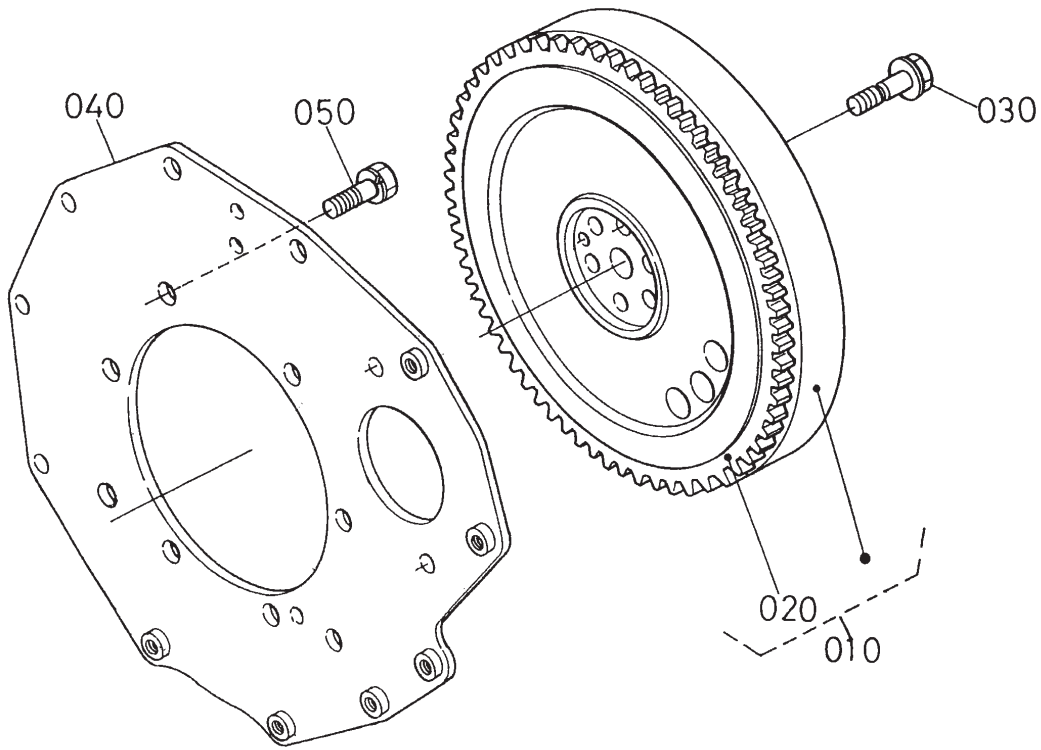


Sheet No.:59

Piston and Crankshaft Assembly

Ref. No.	Part No.	Qty.	Description
010	98-9550	4	Piston (STD)
020	98-9551	4	Piston Ring ASM (STD)
020	98-9619	4	Piston Ring ASM (0.5mm)
030	98-9513	4	Pin-Piston
040	98-9514	8	Clip-Circular, Piston Pin
050	98-9552	4	Connecting Rod ASM
060	98-9515	4	Bushing-Pin, Piston
070	98-9517	8	Bolt-Rod, Connecting
080	98-9520	4	Bearing-Rod (0.4mm)
080	98-9519	4	Bearing-Rod (0.2mm)
080	98-9553	4	Bearing-Rod (STD)
090	105-3718	1	Crankshaft-Complete
110	98-7473	4	Ball
120	98-9532	1	Gear-Crankshaft
130	98-9666	1	Key
140	98-9542	1	Gear-Drive, Oil Pump
150	98-9522	1	Sleeve-Crankshaft
160	98-9521	1	Collar-Crankshaft
170	98-9373	1	O-Ring
180	98-9529	1	Bearing-Main (0.4mm)
180	98-9528	1	Bearing-Main (0.2mm)
180	98-9554	1	Bearing-Main (STD)
190	98-9531	3	Bearing-Main (0.4mm)

Ref. No.	Part No.	Qty.	Description
190	98-9530	3	Bearing-Main (0.2mm)
190	98-9524	3	Metal-Crankshaft (STD Set)
200	105-3720	1	Metal-Crankshaft (.4mm)
200	105-3719	1	Metal-Crankshaft (.2mm)
200	98-9556	1	Bearing-Main (STD)
210	98-9415	2	Bearing-Thrust (0.4mm)
210	98-9414	2	Bearing-Thrust (0.2mm)
210	99-6864	2	Metal-Side (STD)
220	99-6869	2	Metal-Side, O/S (0.4mm)
220	99-6868	2	Metal-Side, O/S (0.2mm)
220	99-6867	2	Metal-Side (STD)



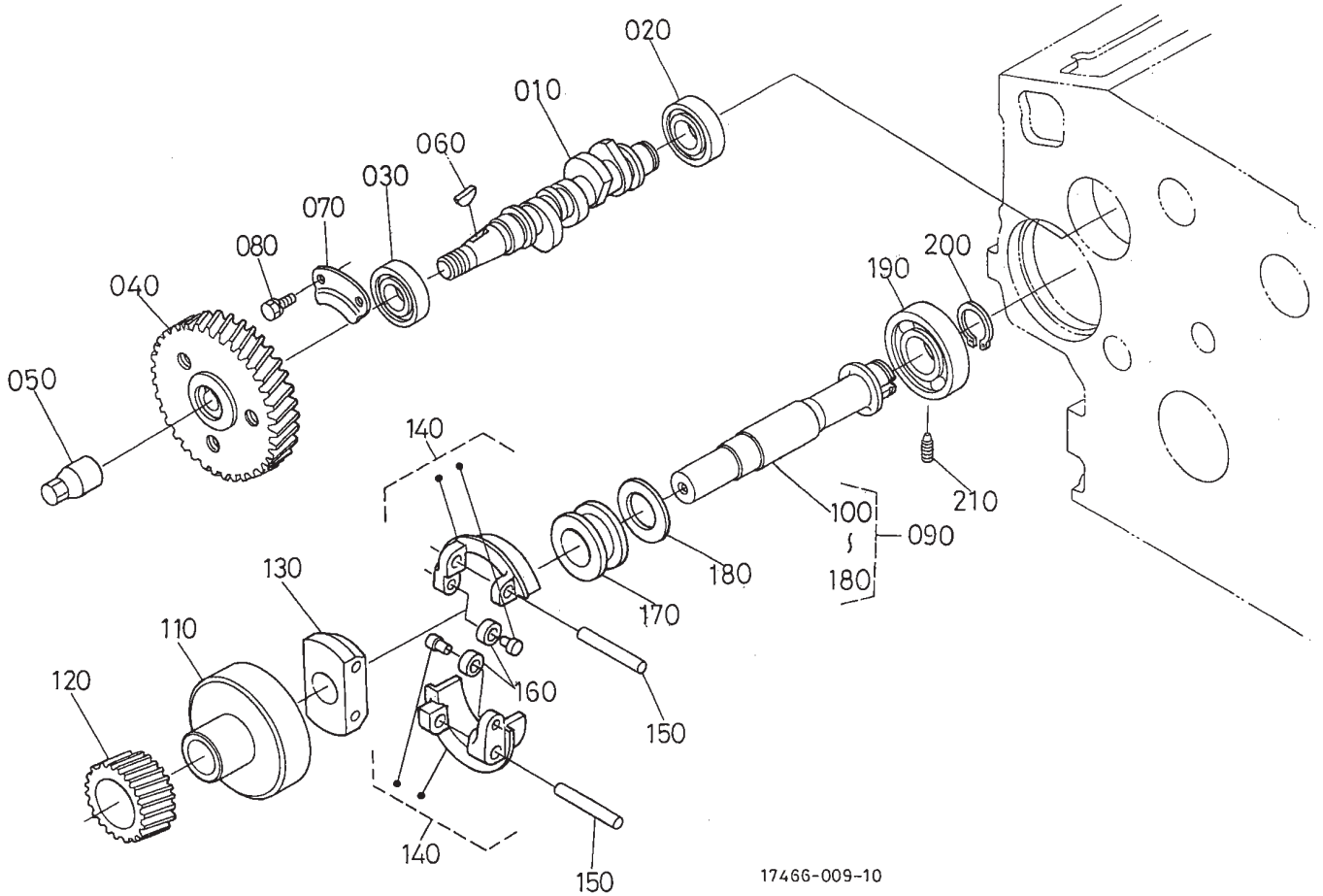
16615-009-10

Sheet No.:60

Flywheel Assembly

Ref. No.	Part No.	Qty.	Description
010	105-3721	1	Flywheel-Complete
020	105-3722	1	Gear-Ring
030	98-9537	6	Bolt-Flywheel
040	98-9486	1	Plate-End, Rear
050	98-9392	8	Bolt

Ref. No.	Part No.	Qty.	Description



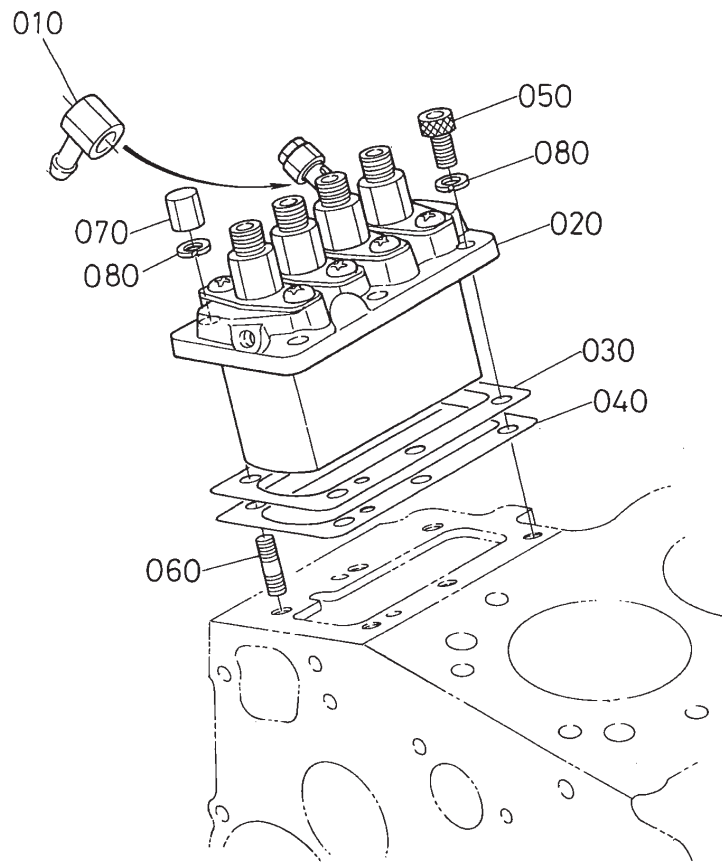
17466-009-10

Sheet No.:61

Fuel Camshaft and Governor Shaft Assembly

Ref. No.	Part No.	Qty.	Description
010	105-3723	1	Camshaft-Fuel
020	98-9382	1	Bearing-Ball
030	98-9383	1	Bearing-Ball
040	98-9669	1	Gear-Pump, Injection
050	98-9590	1	Nut-Cap
060	98-9595	1	Key-Woodruff
070	98-9511	1	Stopper-Fuel, Camshaft
080	98-9350	2	Bolt
090	105-3724	1	Governor Shaft ASM
100	105-3725	1	Shaft, Governor
110	98-9562	1	Holder-Gear, Governor
120	98-9673	1	Gear-Governor
130	98-9561	1	Holder-Weight, Governor
140	98-9559	2	Governor Weight ASM
150	98-9560	2	Shaft-Weight, Governor
160	98-9692	2	Roller
170	98-9563	1	Sleeve-Governor
180	98-9564	1	Washer-Thrust
190	98-9381	1	Bearing-Ball
200	98-9657	1	Clip-Circular, Governor Shaft
210	98-9565	1	Screw-Set

Ref. No.	Part No.	Qty.	Description

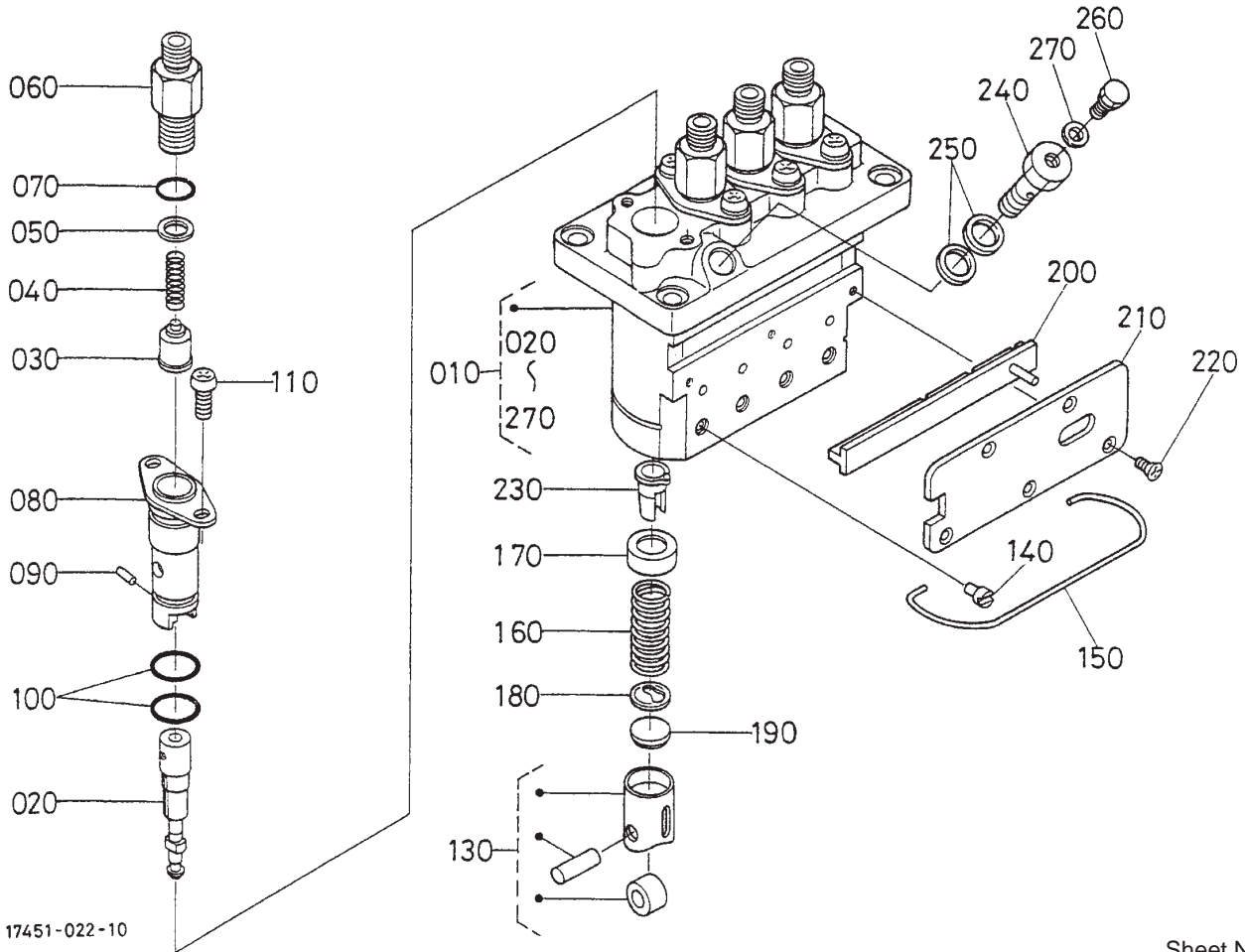


Sheet No.:63

Injection Pump Assembly

Ref. No.	Part No.	Qty.	Description
010	98-9596	1	Joint-Eye
020	105-3727	1	Injection Pump ASM
030	105-3729	1	Shim-Pump, Injection (.25mm)
030	105-3728	1	Shim-Pump, Injection (.20mm)
040	105-3730	1	Shim-Pump, Injection (.30mm)
050	98-9361	3	Bolt-HSH
060	98-9438	3	Stud
070	98-9440	3	Nut-Cap
080	98-7699	6	Washer-Spring

Ref. No.	Part No.	Qty.	Description



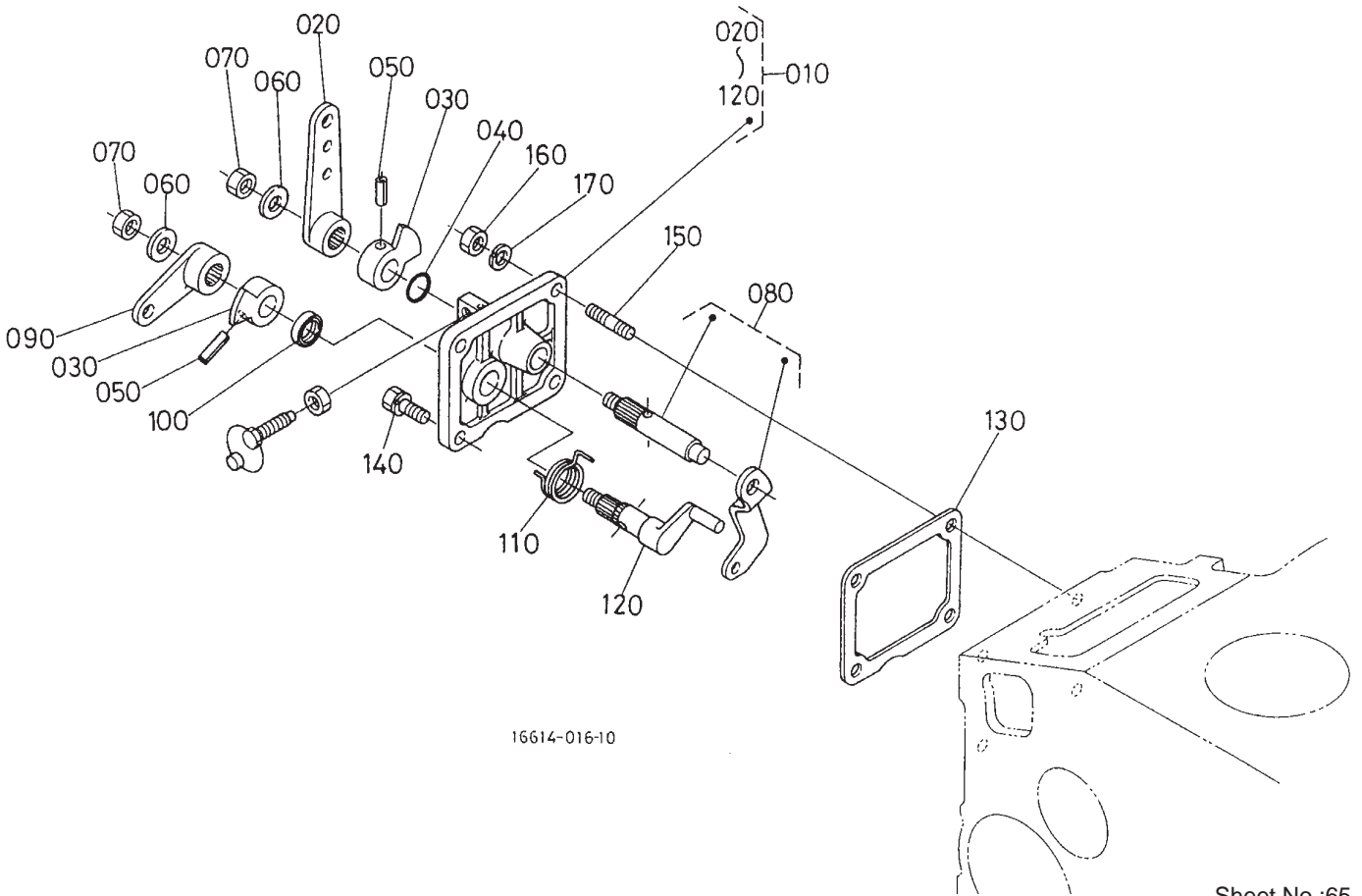
17451-022-10

Sheet No.:64

Injection Pump Component Assembly

Ref. No.	Part No.	Qty.	Description
010	105-3727	1	Injection Pump ASM
020	98-9462	4	Element-Pump
030	98-9421	4	Valve-Delivery
040	98-9424	4	Spring-Valve, Delivery
050	98-9425	4	Gasket-Valve, Delivery
060	98-9652	4	Holder-Valve, Delivery
070	98-9447	4	O-Ring
080	98-9434	4	Flange-Sleeve
090	98-9443	4	Pin-Joint
100	98-9423	8	O-Ring
110	105-2892	8	Screw
130	98-9422	4	Tappet ASM
140	98-9426	4	Pin-Guide, Tappet
150	105-3732	1	Pin-Clamp
160	98-9428	4	Spring-Plunger
170	98-9427	4	Seat-Spring, Upper
180	98-9429	4	Seat-Spring, Lower
190	98-9433	4	Shim
200	105-3733	1	Rack-Control
210	105-3734	1	Plate
220	98-9442	5	Screw
230	98-9432	4	Sleeve-Control
240	98-9464	1	Bolt-Joint
250	98-9445	2	Gasket

Ref. No.	Part No.	Qty.	Description
260	98-9430	1	Screw
270	98-9446	1	Gasket



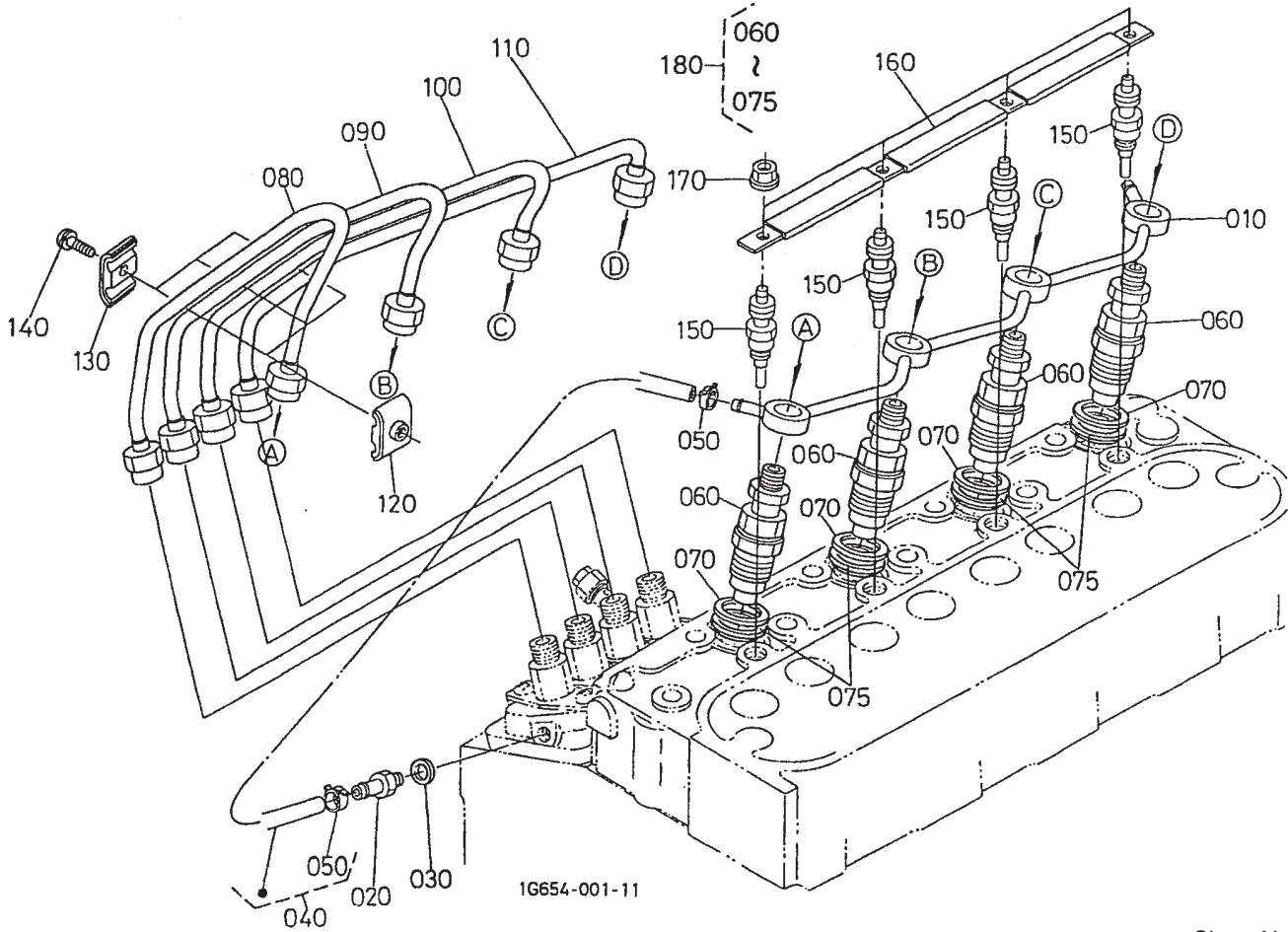
16614-016-10

Sheet No.:65

Speed Control Plate Assembly

Ref. No.	Part No.	Qty.	Description
010	105-3735	1	Control Plate ASM
020	98-9662	1	Lever-Control, Speed
030	98-9572	2	Lever-Control, Speed
040	105-3788	1	O-Ring
050	98-7602	2	Pin-Spring
060	98-9594	2	Washer-Plain
070	98-9589	2	Nut
080	98-9658	1	Governor Lever ASM
090	98-9663	1	Lever-Stop, Engine
100	98-7601	1	Seal-Oil
110	98-9472	1	Spring-Return
120	98-9664	1	Shaft-Lever, Stop
130	98-9637	1	Gasket
140	98-7692	2	Bolt
150	105-3736	2	Stud
160	98-7572	2	Nut
170	98-7699	2	Washer-Spring

Ref. No.	Part No.	Qty.	Description



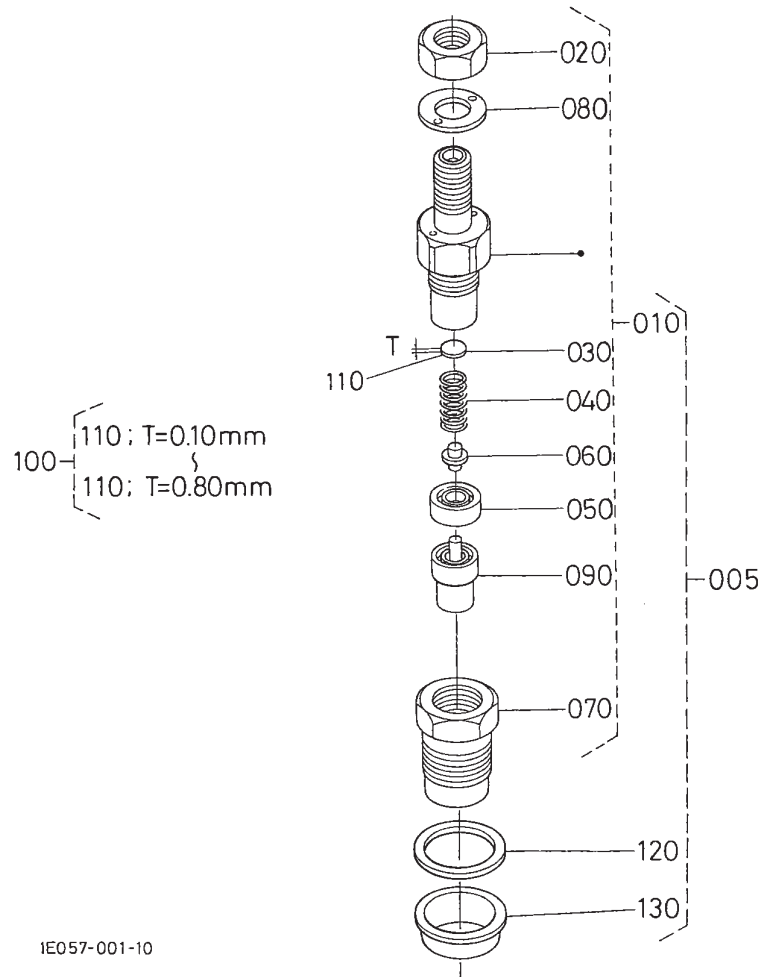
1G654-001-11

Sheet No.:66

Nozzle Holder and Glow Plug Assembly

Ref. No.	Part No.	Qty.	Description
010	105-3737	1	Over Flow Pipe ASM
020	98-9431	1	Screw-Bleeder
030	98-7654	1	Gasket
040	98-9420	1	Over Flow Pipe ASM
050	98-7671	2	Clip-Pipe
060	98-9468	4	Nozzle Holder ASM
070	98-7676	4	Gasket
075	98-7677	4	Seal
080	98-9622	1	Pipe-Injection
090	98-9654	1	Pipe-Injection
100	98-9655	1	Pipe-Injection
110	105-3738	1	Pipe-Injection
120	98-7682	3	Clamp-Pipe
130	98-7683	3	Clamp-Pipe
140	98-9364	3	Screw-W/Washer
150	98-9623	4	Plug-Glow
160	105-3739	1	Cord-Plug, Glow
170	99-8377	4	Nut-Flange
180	105-3740	4	Kit-Holder, Nozzle

Ref. No.	Part No.	Qty.	Description



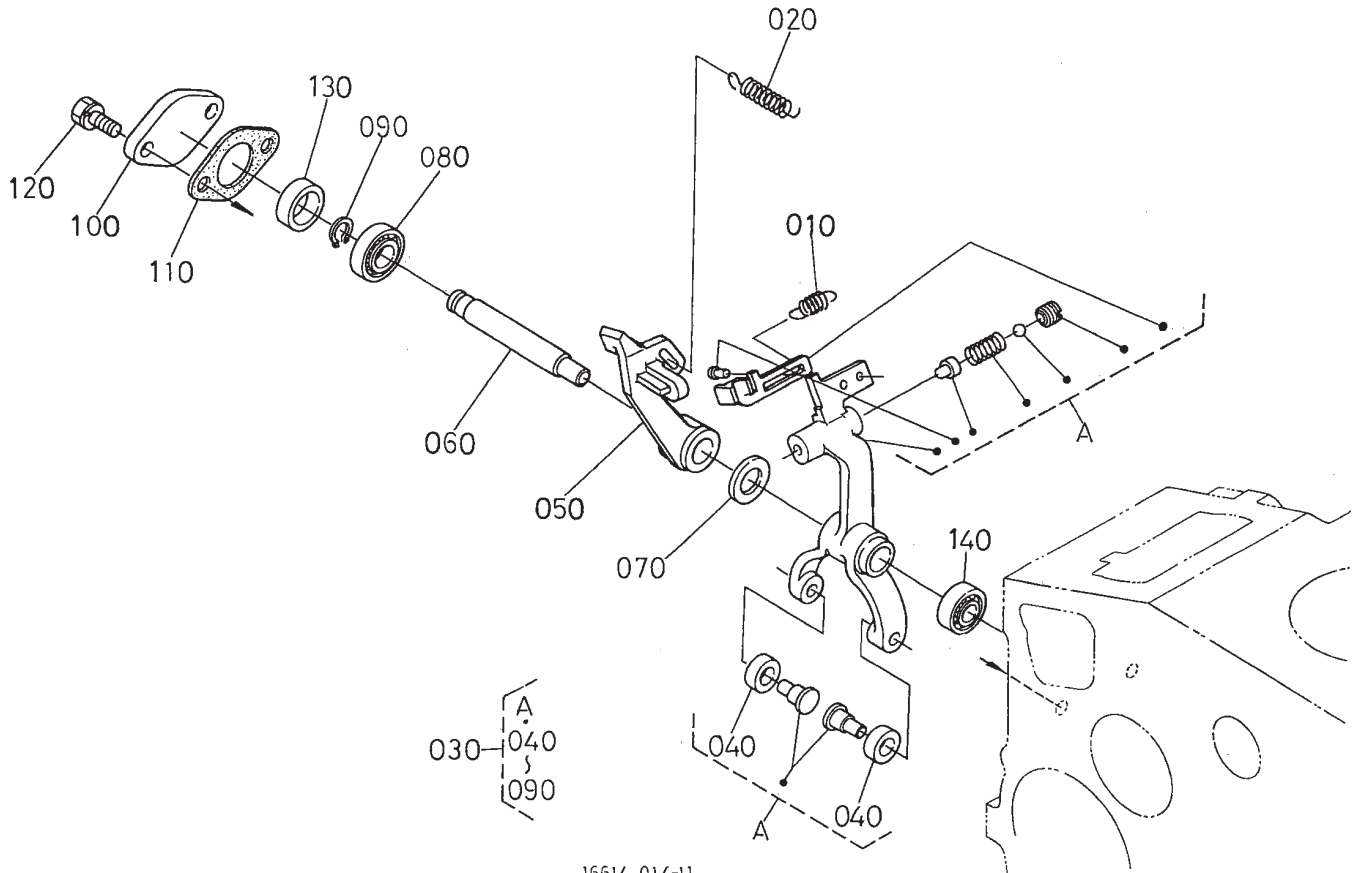
1E057-001-10

Sheet No.:67

Nozzle Holder Component Assembly

Ref. No.	Part No.	Qty.	Description
005	105-3740	4	Kit-Holder, Nozzle
010	98-9468	4	Nozzle Holder ASM
020	99-8301	4	Nut
030	99-8302	4	Washer-Adjusting
040	99-8303	4	Spring-Nozzle
050	99-8304	4	Spacer-Distance
060	99-8305	4	Rod-Push
070	99-8306	4	Nut-Nozzle
080	99-8307	4	Washer-Plain
090	99-8308	4	Piece-Nozzle
100	99-8309	4	Adjusting Washer ASM
110	99-8315	4	Washer-Adjust (0.52mm)
110	99-8316	4	Washer-Adjust (0.54mm)
110	99-8317	4	Washer-Adjust (0.56mm)
110	99-8318	4	Washer-Adjust (0.58mm)
110	99-8319	4	Washer-Adjust (0.80mm)
110	99-8310	4	Washer-Adjust (0.10mm)
110	99-8311	4	Washer-Adjust (0.20mm)

Ref. No.	Part No.	Qty.	Description
110	99-8312	4	Washer-Adjust (0.30mm)
110	99-8313	4	Washer-Adjust (0.40mm)
110	99-8314	4	Washer-Adjust (0.50mm)
120	98-7676	4	Gasket
130	98-7677	4	Seal

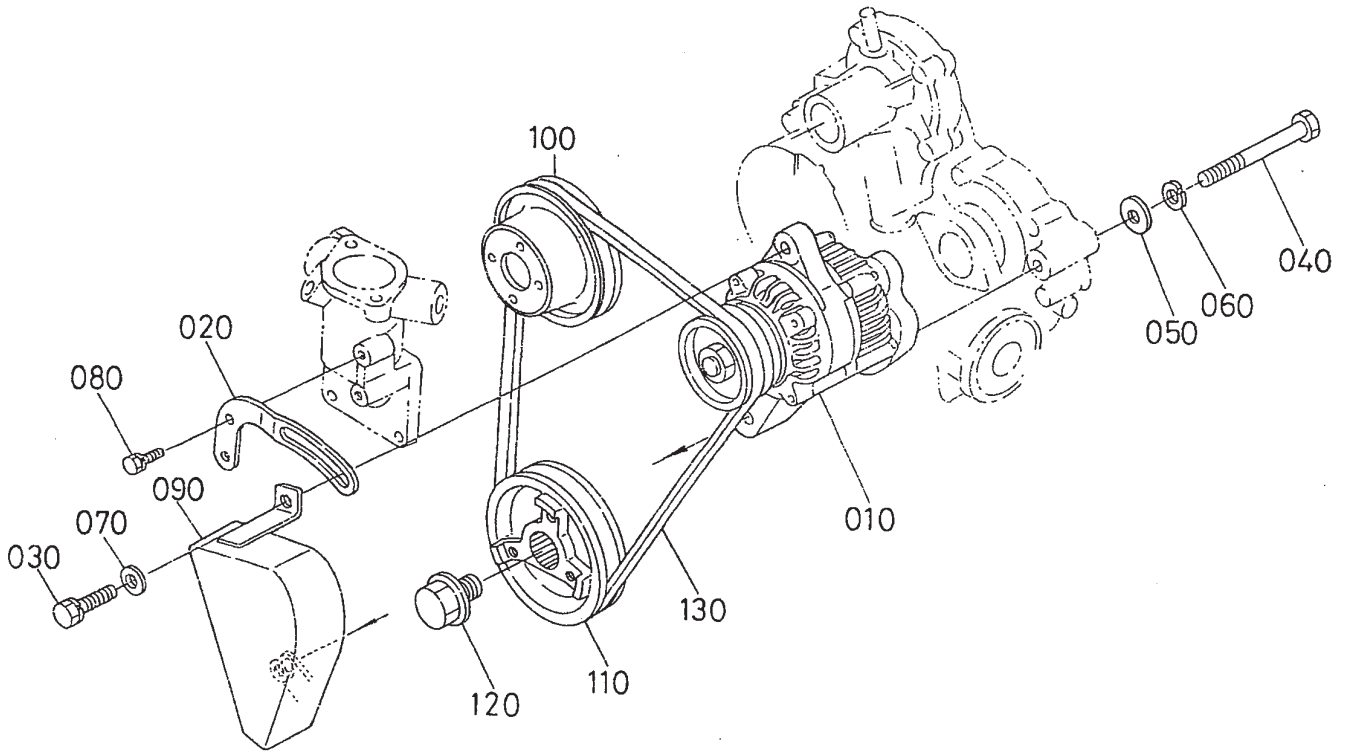


Sheet No.:68

Fork Lever (Governor) Assembly

Ref. No.	Part No.	Qty.	Description
010	105-3741	1	Spring-Start
020	98-9681	1	Spring-Governor
030	105-3742	1	Fork Lever ASM
040	98-9692	2	Roller
050	105-3743	1	Lever-Fork
060	98-9566	1	Shaft-Lever, Fork
070	98-9593	1	Washer-Plain
080	98-9570	1	Bearing-Miniaturize
090	98-9369	1	Clip-Circular, External
100	98-9569	1	Cover-Shaft, Fork Lever
110	98-9682	1	Gasket
120	98-9351	2	Bolt
130	98-9567	1	Collar
140	98-9571	1	Bearing-Miniaturize

Ref. No.	Part No.	Qty.	Description



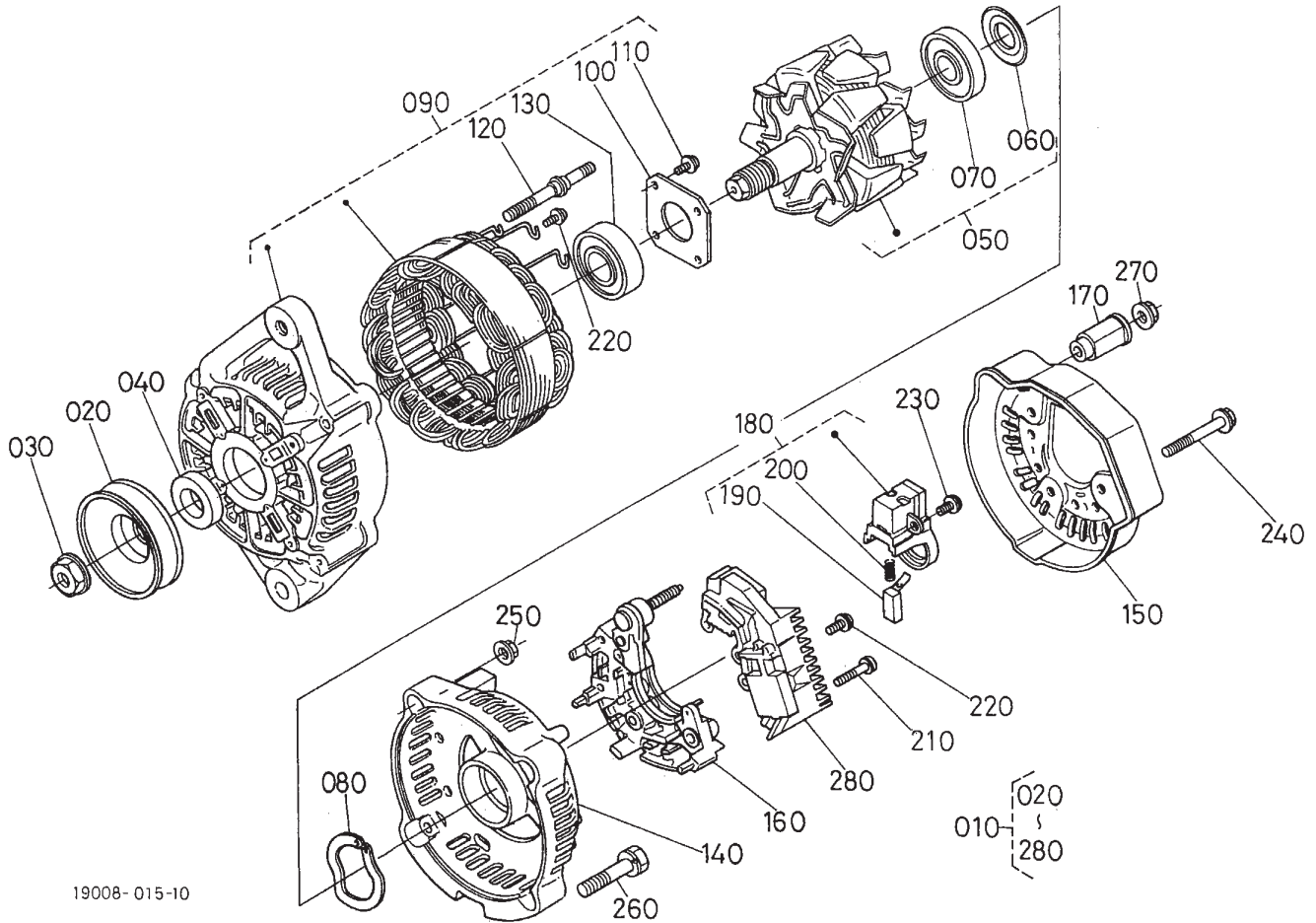
1G646-005-20

Sheet No.:69

Alternator and Pulley Assembly

Ref. No.	Part No.	Qty.	Description
010	98-9474	1	Alternator ASM
020	98-9573	1	Stay-Dynamo
030	98-7697	1	Bolt
040	98-9360	1	Bolt
050	33095-00	1	Washer-Flat
060	98-7738	1	Washer-Spring
070	100-9233	1	Washer-Plain
080	98-7692	1	Bolt
090	105-3744	1	Cover-Belt
100	98-9584	1	Pulley-Fan
110	105-3745	1	Pulley-Drive, Fan
120	98-9585	1	Bolt
130	98-9676	1	V-Belt

Ref. No.	Part No.	Qty.	Description



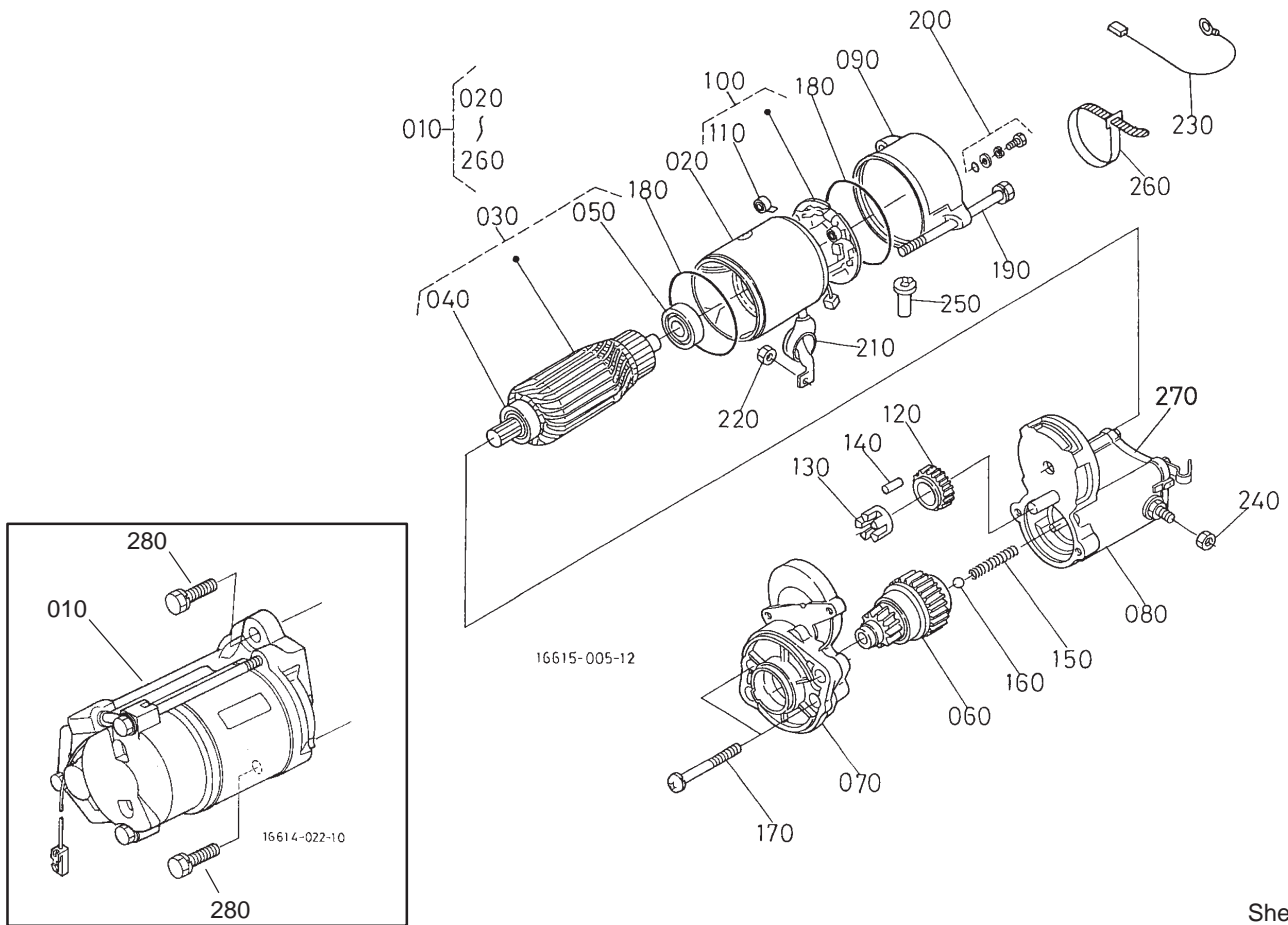
19008-015-10

Sheet No.:70

Alternator Component Assembly

Ref. No.	Part No.	Qty.	Description
010	98-9474	1	Alternator ASM
020	98-9453	1	Pulley-Dynamo
030	98-7708	1	Nut
040	98-7709	1	Collar
050	98-7710	1	Rotor
060	98-7711	1	Cover-Bearing
070	98-7712	1	Bearing-Ball
080	98-7713	1	Washer-Thrust
090	98-7714	1	Frame-End, Drive
100	98-7715	1	Plate-Retainer
110	98-7716	4	Screw-Head, Round
120	98-7717	2	Bolt-Through
130	98-7718	1	Bearing-Ball
140	98-7719	1	Frame-End
150	98-7720	1	Cover-End
160	98-7721	1	Rectifier ASM
170	98-7722	1	Bushing-Insulation
180	98-7723	1	Holder-Brush
190	98-7724	2	Brush
200	98-7725	2	Spring-Brush
210	98-7726	2	Screw-Head, Round
220	98-7727	6	Screw-Head, Round
230	98-7728	1	Screw-Head, Round
240	98-7729	3	Bolt
250	98-7730	2	Nut
260	98-7731	2	Bolt

Ref. No.	Part No.	Qty.	Description
270	98-7732	1	Nut
280	98-7733	1	Regulator ASM

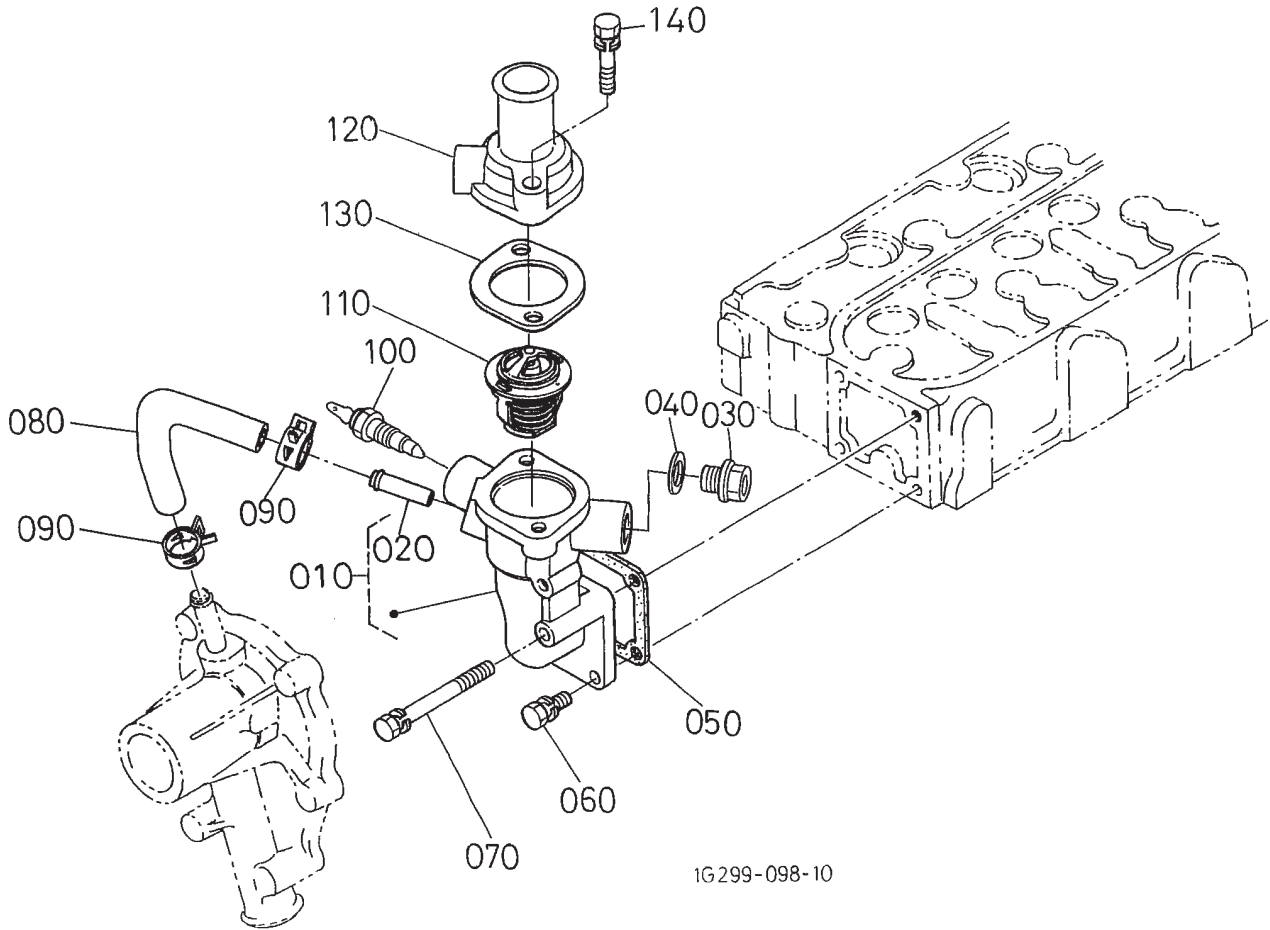


Sheet No.:71

Starter Assembly

Ref. No.	Part No.	Qty.	Description
010	98-9705	1	Starter ASM
020	104-8608	1	Yoke ASM
030	98-7742	1	Armature ASM
040	98-7744	1	Bearing
050	98-7743	1	Bearing
060	99-8373	1	Clutch-Running, Over
070	99-8374	1	Frame-End, Drive
080	105-3746	1	Magnetic Switch ASM
090	98-7748	1	Frame-End
100	98-7749	1	Brush Holder ASM
110	98-7750	4	Spring-Brush
120	98-7751	1	Gear
130	98-7752	1	Retainer
140	98-7753	5	Roller
150	98-7754	1	Spring
160	98-7755	1	Ball
170	98-7756	2	Bolt
180	98-7757	2	O-Ring
190	100-9240	2	Bolt
200	98-7758	2	Bolt ASM
210	99-8375	1	Cover
220	99-8371	1	Nut-Hex
230	98-9711	1	Cord-Solenoid, Stop
240	99-8376	1	Nut-Hex
250	98-7759	1	Pipe-Drain
260	98-9712	1	Band-Cover

Ref. No.	Part No.	Qty.	Description
270	105-2886	1	Cover ASM
280	98-7697	2	Bolt



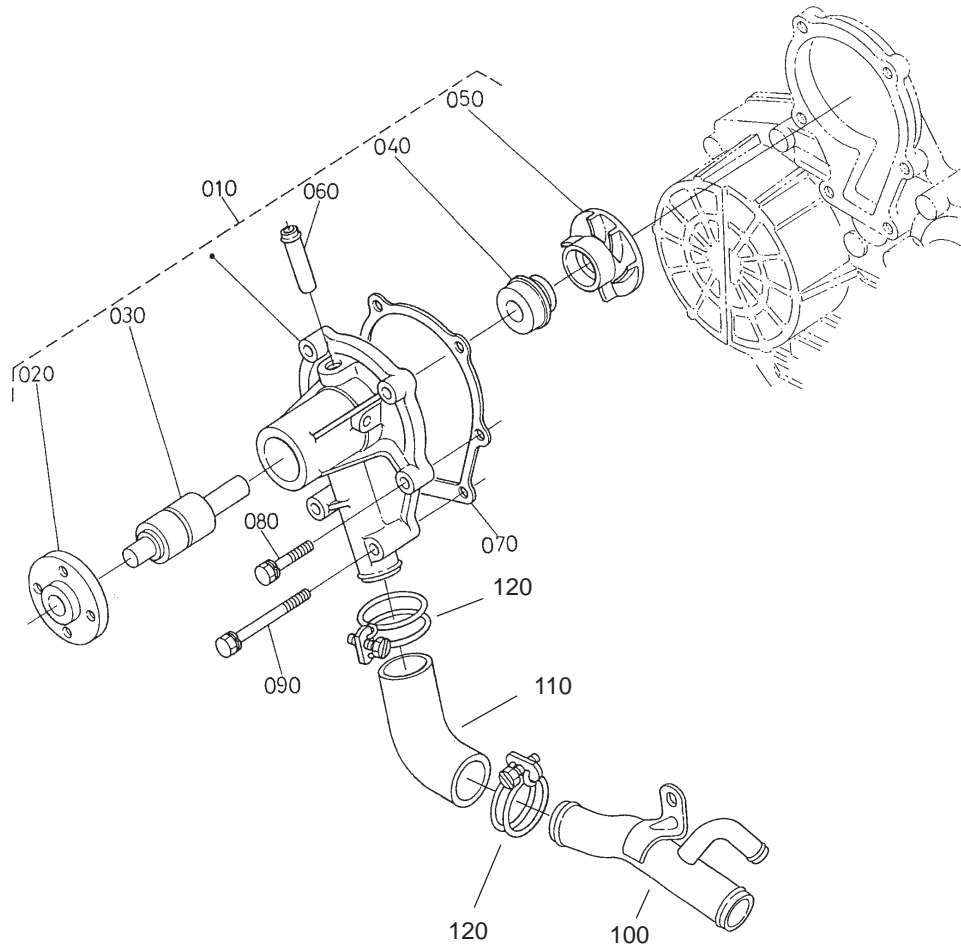
1G299-098-10

Sheet No.:72

Water Flange and Thermostat Assembly

Ref. No.	Part No.	Qty.	Description
010	98-9713	1	Water Flange ASM
020	98-9580	1	Pipe-Return, Water
030	105-3747	1	Plug
040	99-3583	1	Packing
050	98-9638	1	Gasket-Flange, Water
060	98-7692	3	Bolt
070	98-9356	1	Bolt
080	98-9578	1	Pipe-Return, Water
090	98-9579	2	Band-Pipe
100	98-9719	1	Thermoswitch
110	98-7778	1	Thermostat ASM
120	98-9471	1	Cover-Thermostat
130	105-3748	1	Gasket-Thermostat
140	98-7777	2	Bolt

Ref. No.	Part No.	Qty.	Description

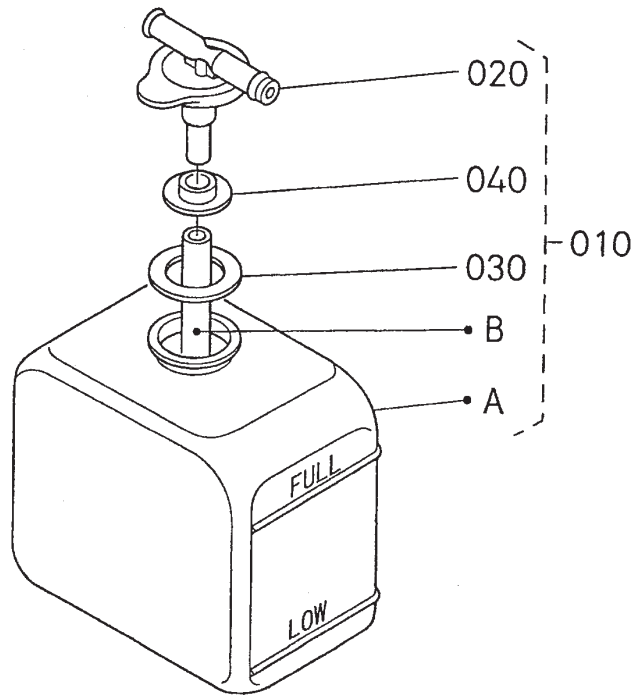


Sheet No.:73

Water Pump Assembly

Ref. No.	Part No.	Qty.	Description
010	105-3749	1	Water Pump ASM
020	99-3516	1	Flange-Pump, Water
030	99-3517	1	Bearing-Pump, Water
040	105-3750	1	Mechanical Seal ASM
050	99-3519	1	Impeller-Pump, Water
060	105-3751	1	Pipe-Return, Water
070	99-3454	1	Gasket-Pump, Water
080	98-9353	4	Bolt
090	98-9357	2	Bolt
100	105-3752	1	Pipe-Water
110	98-9574	1	Pipe-Water
120	98-9717	2	Clamp

Ref. No.	Part No.	Qty.	Description

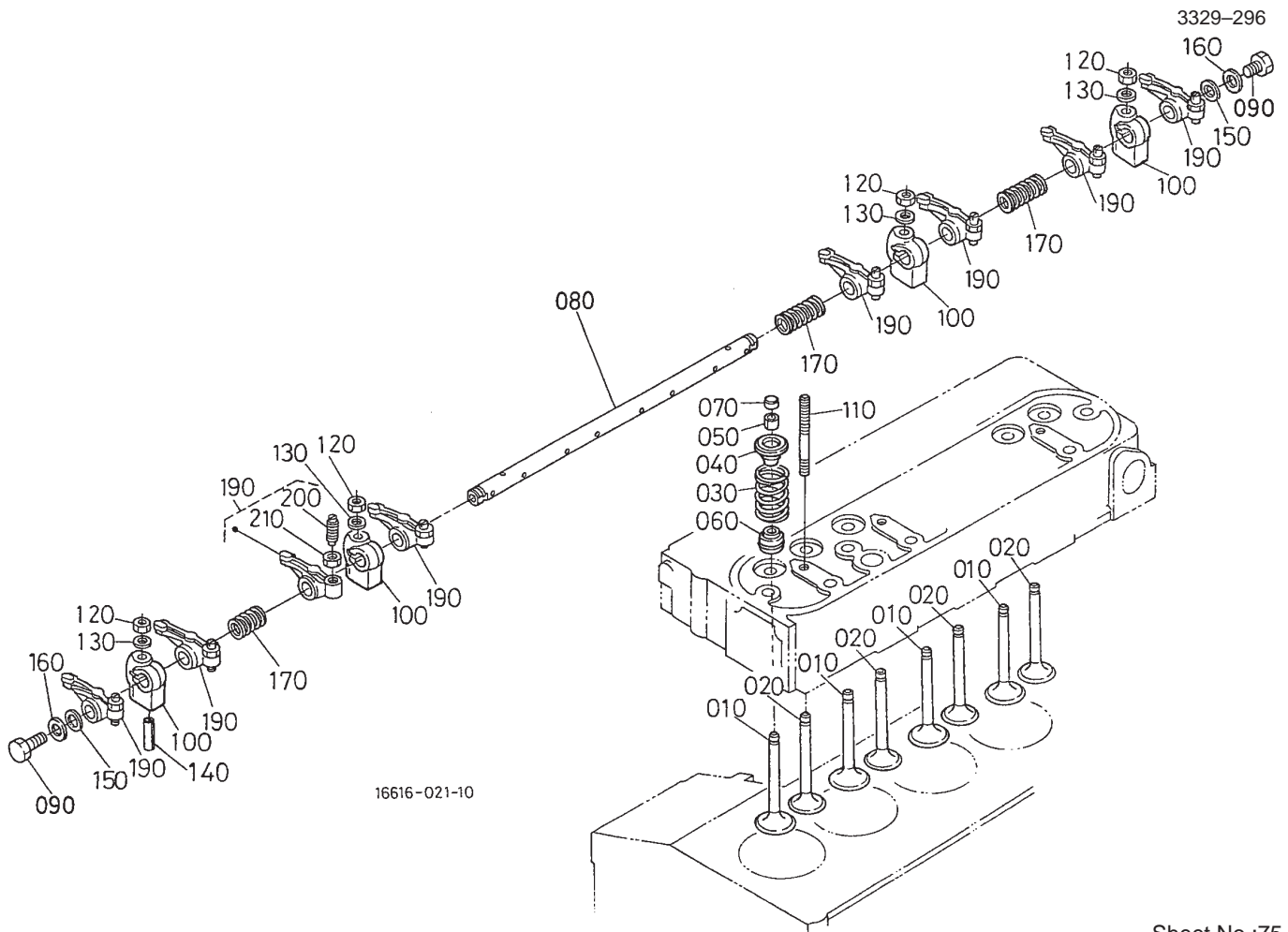


Sheet No.:74

Reserve Tank Assembly

Ref. No.	Part No.	Qty.	Description
010	105-3753	1	Reserve Tank ASM
020	105-3754	1	Cap
030	105-3755	1	Gasket
040	105-3756	1	Plate

Ref. No.	Part No.	Qty.	Description

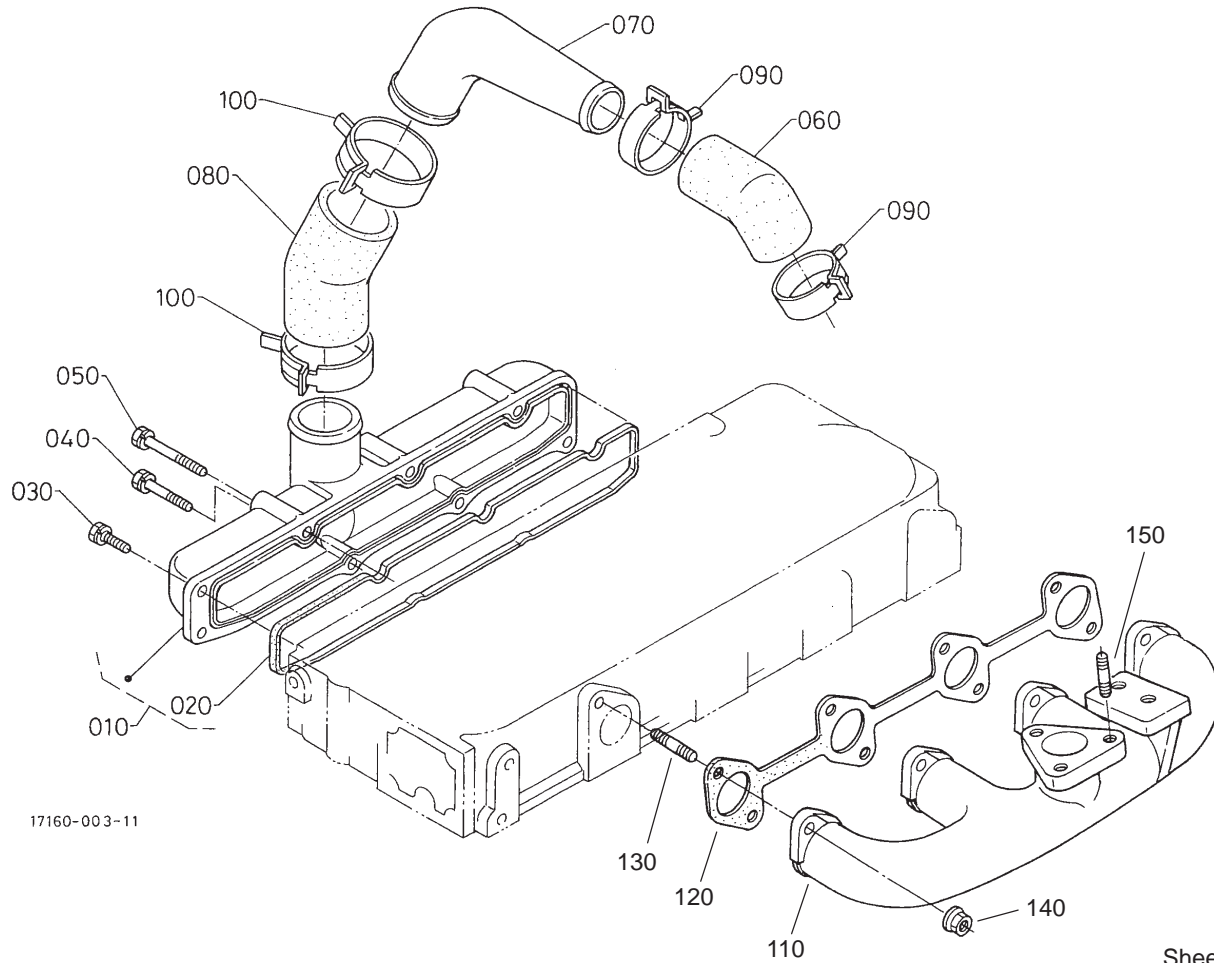


Sheet No.:75

Valve and Rocker Arm Assembly

Ref. No.	Part No.	Qty.	Description
010	98-9494	4	Valve-Inlet
020	98-9625	4	Valve-Exhaust
030	98-9626	8	Spring-Valve
040	98-9498	8	Retainer-Valve
050	98-9390	8	Collet-Set, Valve Spring
060	99-8385	8	Seat-Stem, Valve
070	98-9497	8	Cap-Valve
080	105-3757	1	Shaft-Arm, Rocker
090	100-9265	2	Bolt
100	98-9505	4	Bracket-Arm, Rocker
110	98-9506	4	Stud
120	98-9393	4	Nut
130	98-9385	4	Washer-Flat
140	105-3758	2	Pin-Spring
150	98-9507	2	Washer-Shaft, R-Arm
160	3256-1	2	Washer-Flat
170	98-9504	3	Spring-Arm, Rocker
190	98-9501	8	Rocker Arm ASM
200	98-9502	8	Screw-Adjusting
210	98-9503	8	Nut

Ref. No.	Part No.	Qty.	Description



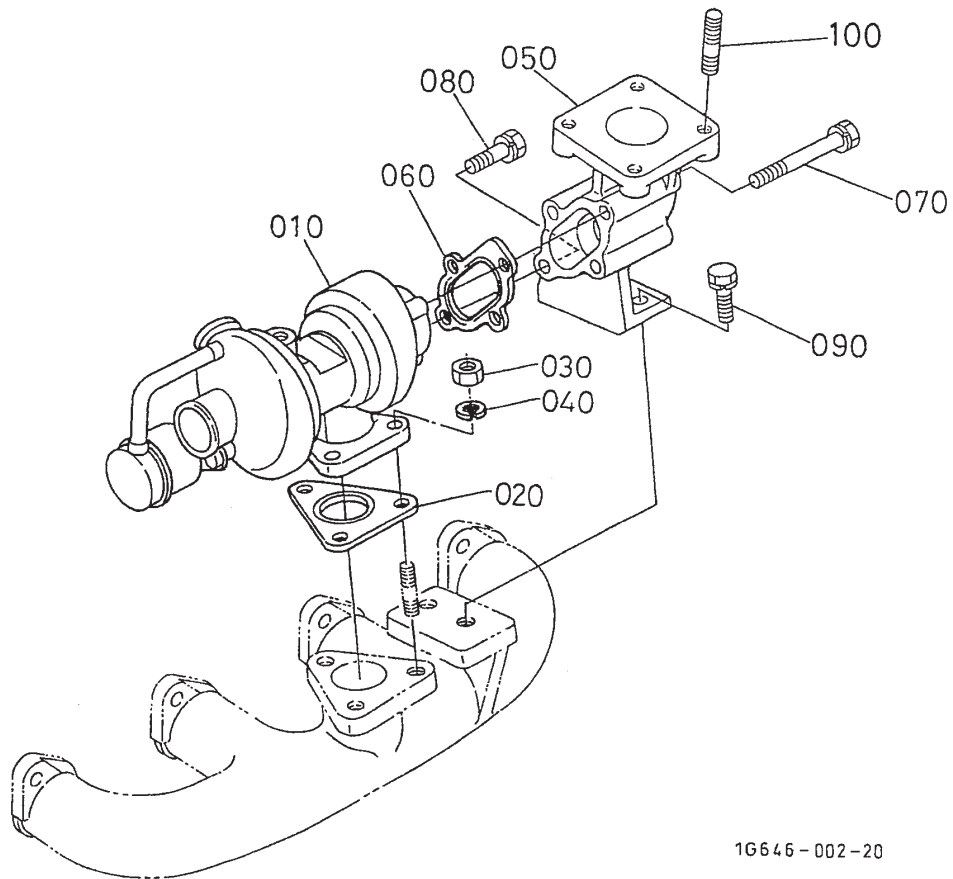
17160-003-11

Sheet No.:76

Inlet/Exhaust Manifold Assembly

Ref. No.	Part No.	Qty.	Description
010	105-3759	1	Inlet Manifold ASM
020	105-3760	1	Gasket-In-Manifold
030	98-7605	3	Bolt
040	98-9353	2	Bolt
050	105-3797	3	Bolt
060	105-3761	1	Pipe-Inlet
070	105-3762	1	Pipe-Inlet
080	105-3763	1	Pipe-Inlet
090	99-8324	2	Band-Pipe
100	99-8322	2	Band-Pipe
110	105-3764	1	Manifold-Exhaust
120	105-3765	1	Gasket-Ex-Manifold
130	98-9588	8	Stud
140	98-9665	8	Nut
150	99-8342	3	Stud

Ref. No.	Part No.	Qty.	Description



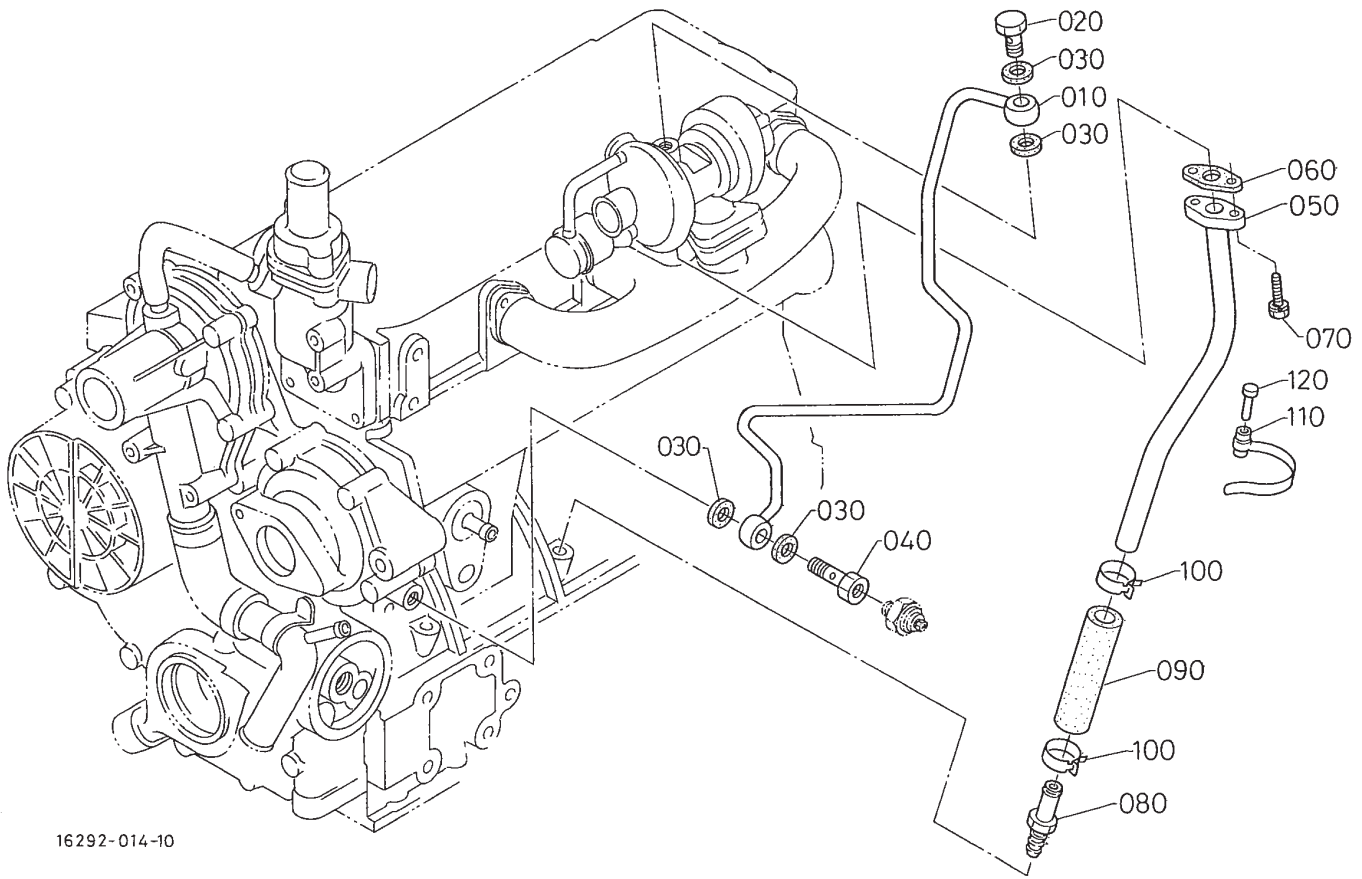
16646-002-20

Sheet No.:77

Turbo Charger Assembly

Ref. No.	Part No.	Qty.	Description
010	105-3766	1	Turbo Charger ASM
020	105-3767	1	Gasket
030	100-1559	3	Nut-Manifold, Exhaust
040	105-2893	3	Washer-Spring
050	99-8335	1	Flange-Muffler
060	105-3768	1	Gasket
070	105-2894	3	Bolt
080	105-2895	1	Bolt
090	98-7610	2	Bolt
100	98-7769	4	Stud

Ref. No.	Part No.	Qty.	Description



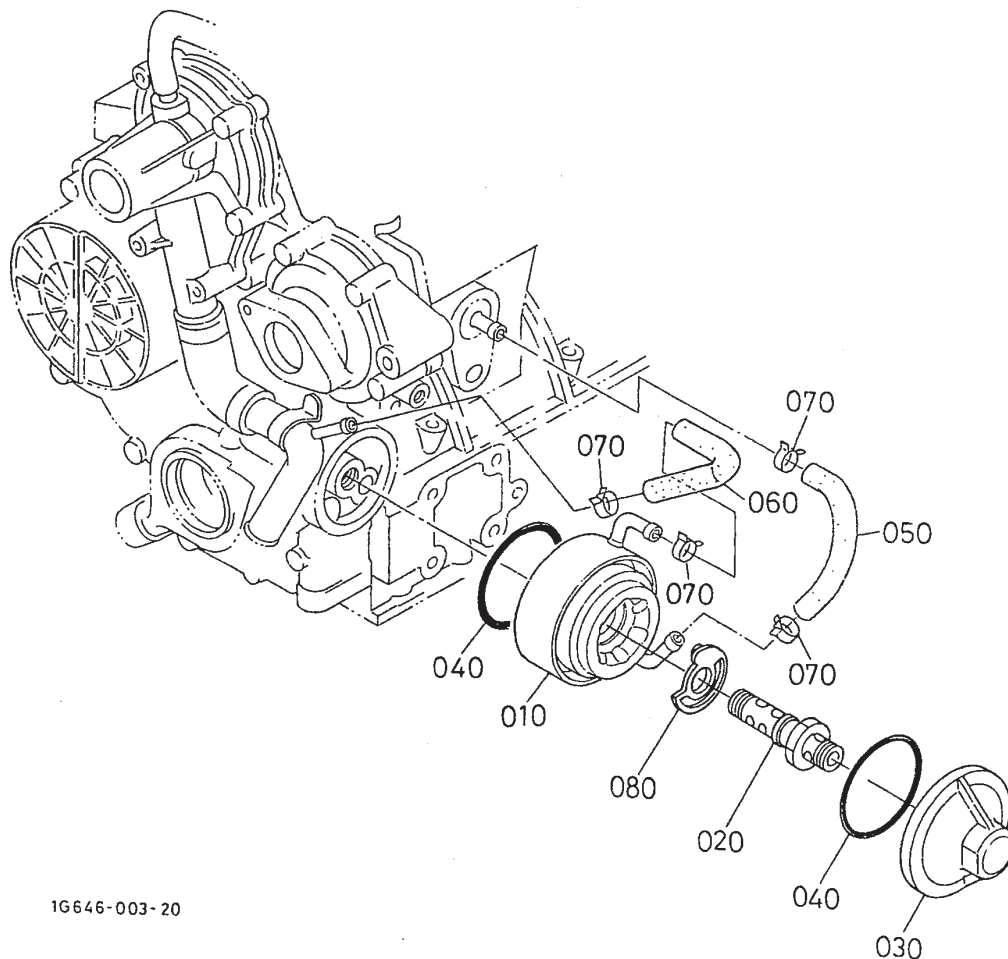
16292-014-10

Sheet No.:78

Oil Pipe (Turbo Charger) Assembly

Ref. No.	Part No.	Qty.	Description
010	105-3769	1	Pipe-Oil, Complete
020	98-9418	1	Bolt-Joint, Eye
030	99-8346	4	Gasket
040	98-9417	1	Bolt-Joint, Eye
050	105-3770	1	Pipe-Oil,Complete
060	98-9435	1	Gasket-Oil Return, Turbo
070	98-7568	2	Bolt
080	105-3771	1	Pipe-Oil, Complete
090	98-9721	1	Pipe-Oil
100	98-9714	2	Clamp-Hose
110	98-9601	1	Clamp-Pipe
120	98-9591	1	Pin-Band

Ref. No.	Part No.	Qty.	Description



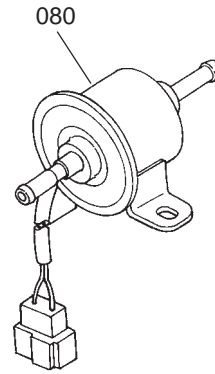
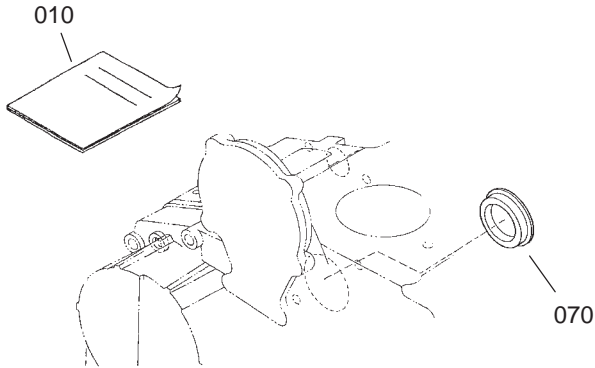
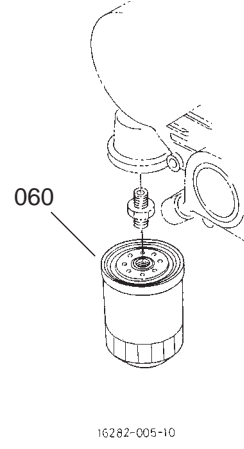
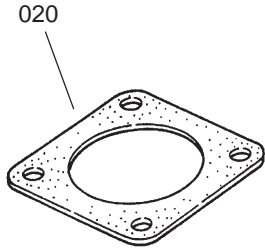
1G646-003-20

Sheet No.:79

Oil Cooler Assembly

Ref. No.	Part No.	Qty.	Description
010	104-5158	1	Oil Cooler ASM (Use for Kubota Serial Number 2Q3825 And After)
010	98-9728	1	Oil Cooler ASM (Use Before Kubota Serial Number 2Q3825)
020	106-7054	1	Holder ASM (Use For Kubota Serial Number 2Q3825 And After)
020	105-3772	1	Holder ASM (Use Before Kubota Serial Number 2Q3825)
030	105-3773	1	Cover-Cooler, Oil
040	98-9729	2	O-Ring
050	98-9724	1	Pipe-Cooler, Oil
060	98-9578	1	Pipe-Return, Water
070	98-9579	4	Band-Pipe
080	105-3774	1	Collar

Ref. No.	Part No.	Qty.	Description

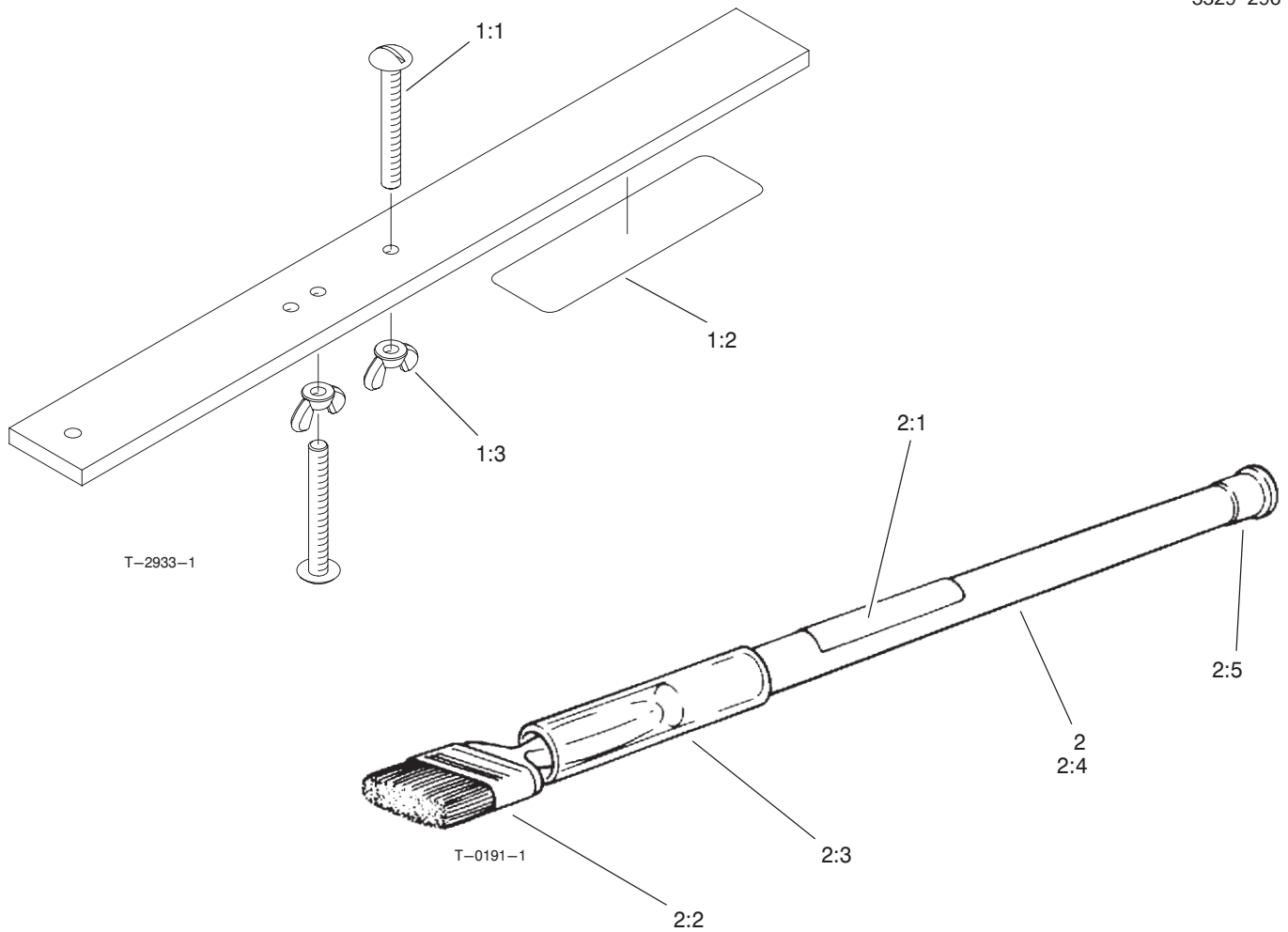


Sheet No.:80

Miscellaneous Parts

Ref. No.	Part No.	Qty.	Description
010	99-8954	1	Manual-Operator, Kubota
020	99-8343	1	Gasket-Muffler
060	99-8384	1	Filter-Oil
070	98-9640	1	Cover-Pump
080	104-5215	1	Pump-Fuel, Electric

Ref. No.	Part No.	Qty.	Description



Gauge Bar and Backlapping Brush Assembly

Ref. No.	Part No.	Qty.	Description
1	98-1852	1	Gauge Bar ASM
1:1	32122-54	2	Screw
1:2	98-7976	1	Decal
1:3	32103-3	2	Nut-Wing
2	29-9100	1	Backlapping Brush ASM
2:1	12-9140	1	Decal
2:2	36-4310	1	Brush
2:3	29-9090	1	Hose-Handle
2:4	29-9080	1	Handle
2:5	2410-18	1	Plug

Ref. No.	Part No.	Qty.	Description

