



Count on it.

Parts Catalog

Groundsmaster® 4300

Traction Unit

Model No. 30879—Serial No. 415100000 and Up



Ordering Replacement Parts

To order replacement parts, please supply the part number, the quantity, and the description of each part desired.

Understanding Reference Numbers

Each identified part in an illustration has a reference number. The reference number for a part also appears in the parts list, along with other information about the part.

This catalog uses two special reference number formats, one to indicate parts in a service assembly and another to indicate the quantity of a given part in an illustration.

Service Assembly Reference Numbers

Parts in service assemblies have reference numbers in the form a:b. The a represents the reference number of the entire service assembly and the b represents a sequential number unique to each part within the service assembly.

For example, a wheel assembly might be identified by reference number 6, the tire by 6:1, the valve by 6:2, and the wheel by 6:3. When you order the assembly identified by reference number 6, you receive all parts identified by reference numbers 6:1, 6:2, and 6:3. However, you may also order any part individually. Reference numbers of this type appear in illustration and in parts lists.

Reference Numbers Indicating Quantity

In an illustration, if a reference number indicates more than one part, the reference number has the form nX y. The n represents the quantity of the part, the X is the multiplication symbol, and the y represents the reference number.

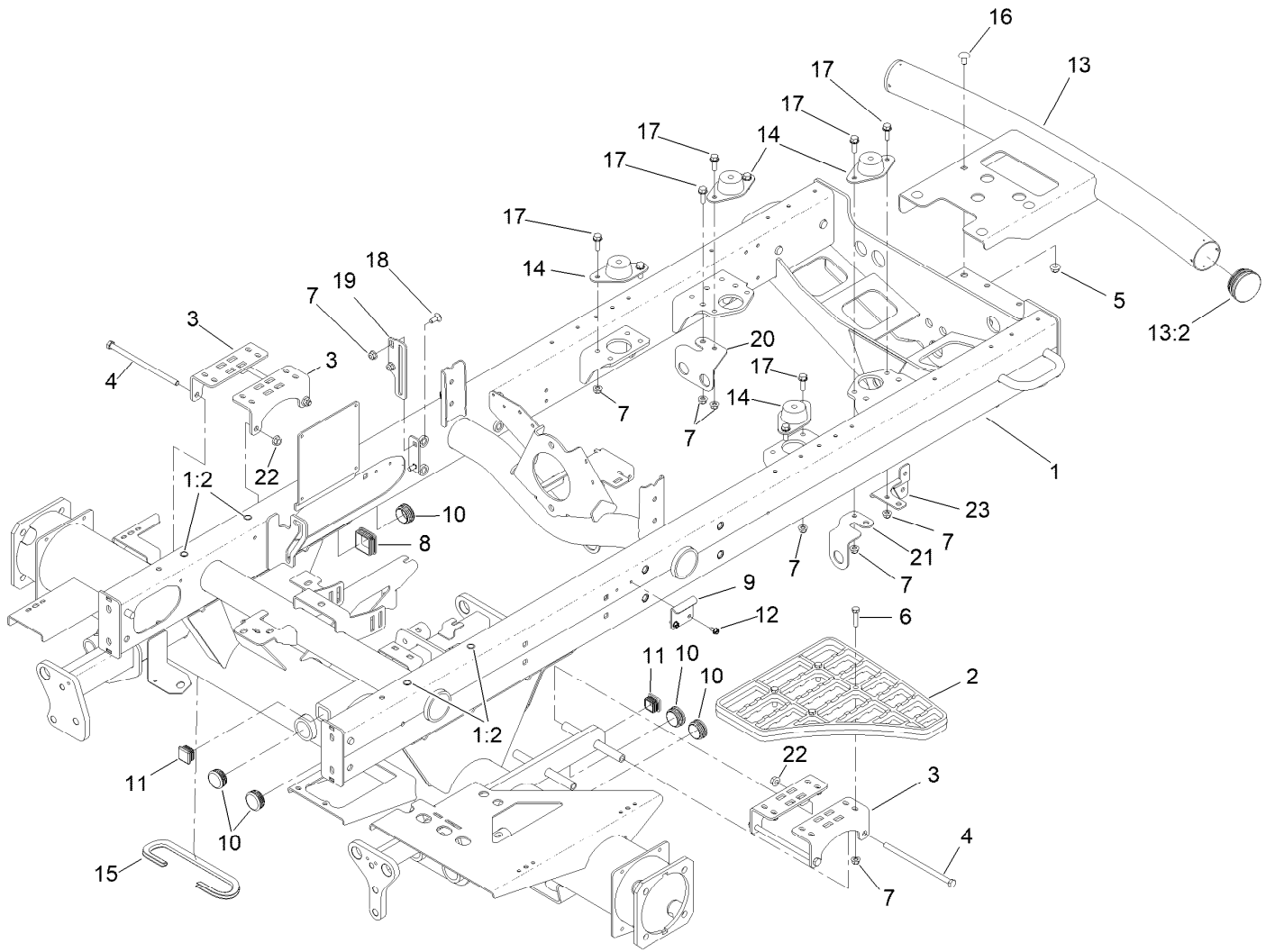
For example, in an illustration, the reference number 2X 37 means that two of the parts identified by reference number 37 are indicated.

Contents

Frame Assembly	5
Platform and Shroud Assembly	6
Pedal Assembly	7
Steering Assembly	8
Steering Tilt Column Assembly No. 106-3622	9
Steering Valve Assembly No. 106-3621	10
Control Panel Assembly	11
Joystick Bracket Assembly No. 120-5280	13
Front Axle Assembly	14
Rear Axle Assembly	15
Tie Rod Assembly No. 139-6029	16
No. 1, 4 and 5 Lift Arm and Deck Assembly	17
No. 2 and 3 Lift Arm and Deck Assembly	18
Seat and Control Arm Wiring Harness Assembly	19
Main Wiring Harness Assembly	20
Wire Harness Assembly No. 122-2912	21
Electrical Assembly	22
Gear Pump Mounting Assembly	23
Gear Pump Assembly No. 121-5645	24
Seat Base Assembly	25
Hood Assembly	26
Radiator Assembly	27
Hydraulic Tank Assembly	28
Fuel System Assembly	29
Seat Mount Assembly	30
Seat Assembly No. 139-2700	31
Mechanical Seat Suspension Assembly No. 145-5295	32
Traction Pump Assembly	33
Hydraulic Pump Assembly No. 144-2060	34
Traction Hydraulic Circuit Assembly	36
Hydraulic Motor Assembly No. 139-6038	37
Hydraulic Motor Assembly No. 139-6039	38
Rear Traction Hydraulic Circuit	39
Hydraulic Motor Assembly No. 138-0436	40
Hydraulic Motor Assembly No. 138-0435	41
Four Wheel Drive Manifold Assembly No. 108-1825	42
Hydraulic Brake Assembly	43
Brake Release Manifold Assembly No. 139-6046	44
Front Deck Hydraulic Assembly	45
Gear Motor Assembly No. 108-4004	47
Deck Control Manifold Assembly No. 114-0359	48
Rear Deck Hydraulic Assembly	49
Deck No. 1, 4 and 5 Lift Circuit Hydraulic Assembly	51
Lift Control Manifold Assembly No. 117-0158	52
Hydraulic Cylinder Assembly No. 119-6989	53
Hydraulic Cylinder Assembly No. 119-6990	54
Hydraulic Cylinder Assembly No. 119-6991	55
Deck No. 2 and 3 Lift Circuit Hydraulic Assembly	56
Hydraulic Cylinder Assembly No. 138-6999	57
Steering Hydraulic Assembly	58
Steering Cylinder Assembly No. 138-6994	60
Engine, Muffler and Air Cleaner Assembly	61
Air Cleaner Assembly No. 98-4517	63
Driveshaft Assembly No. 145-2508	64

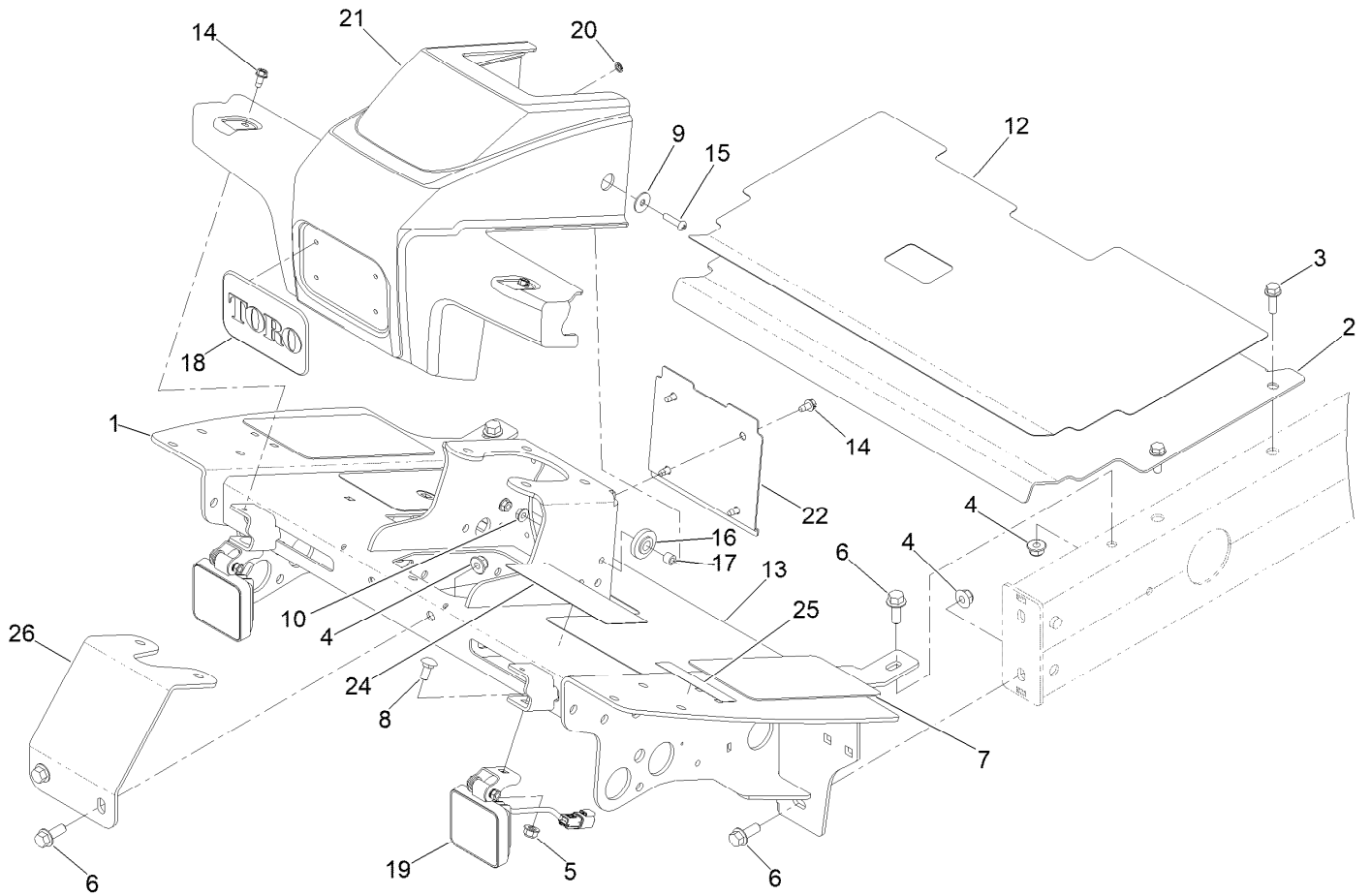
Contents (continued)

Cylinder Block Assembly	65
Flywheel Housing and Oil Sump Assembly	66
Cylinder Head and Cover Assembly	68
Suction Manifold Assembly	70
Exhaust Manifold Assembly	71
Diesel Particulate Filter Assembly	72
Camshaft and Driving Gear Assembly	74
Turbine Assembly	76
Gear Housing Assembly	78
Crankshaft and Piston Assembly	79
Lubrication and Oil System Assembly	80
Lubrication Oil Line Assembly	81
Fuel System Assembly	82
Fuel Injection Valve Assembly	84
Fuel Line Assembly	85
Starting Motor Assembly	86
Cooling Water System Assembly	88
Generator Assembly	90
Electric Parts Assembly	91
Gasket Set	92
Attachments and Accessories	94



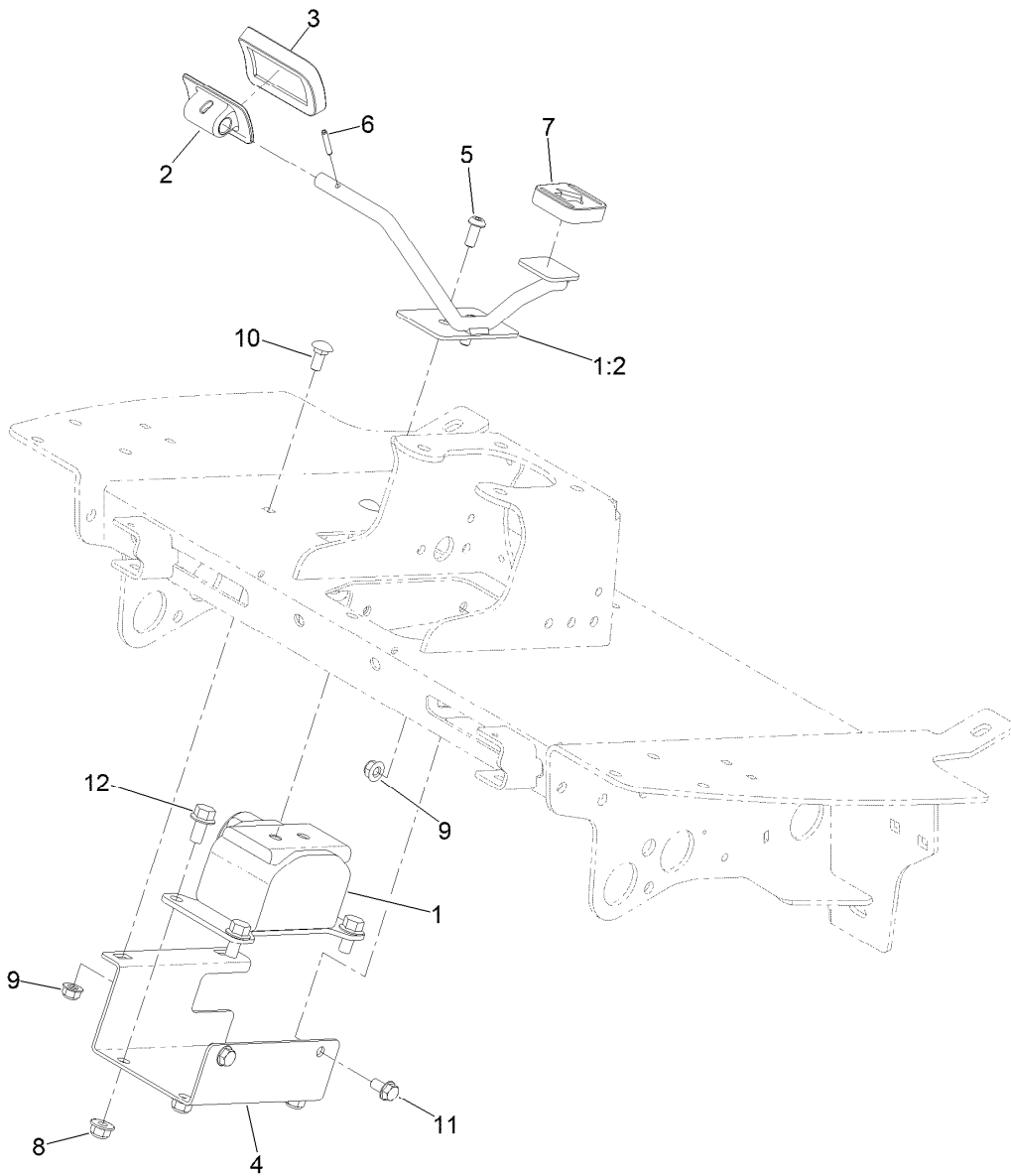
Frame Assembly

<i>Ref.</i>	<i>Part Number</i>	<i>Qty.</i>	<i>Description</i>	<i>Ref.</i>	<i>Part Number</i>	<i>Qty.</i>	<i>Description</i>
1	145-2503	1	Frame ASM	13	147-3550	1	Bumper ASM
1:2	32148-7	4	Nut-Clinch	13:2	2410-42	2	Cap-End
2	110-9041	1	Step-Aluminum	14	120-6274	4	Mount-Engine
3	127-2697-01	4	Bracket-Step	15	145-2520	1	Trim-Brake Hose
4	323-36	4	Screw-HH	16	3231-21	4	Screw-CARR
5	104-8301	4	Nut-HF, NI	17	3234-29	9	Screw-HHF
6	322-17	4	Screw-HH	18	3230-1	2	Bolt-CARR
7	104-8300	15	Nut-HF, NI	19	108-7584-01	1	Plate-Guide, Rod
8	95-9495	1	Cap	20	117-0155	1	Bracket-4Wd, LH
9	110-8972	1	Hook-Latch	21	117-0154	1	Bracket-4Wd, RH
10	110-9012	5	Caplug	22	32128-21	4	Nut-HF Lock
11	110-9013	2	Caplug	23	133-2985	1	Brkt-Tube Clamp
12	32104-17	2	Screw-HWH				



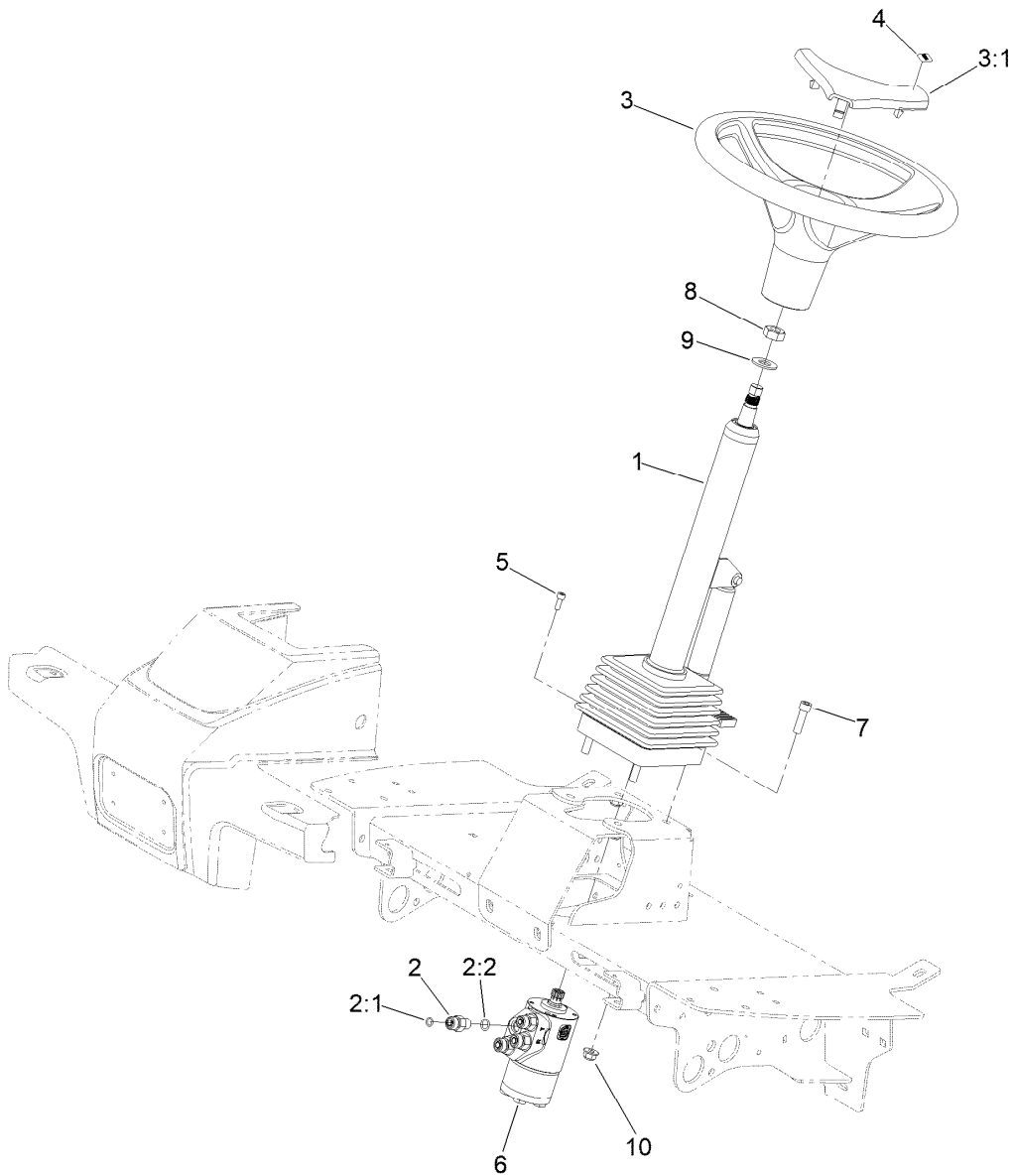
Platform and Shroud Assembly

<i>Ref.</i>	<i>Part Number</i>	<i>Qty.</i>	<i>Description</i>	<i>Ref.</i>	<i>Part Number</i>	<i>Qty.</i>	<i>Description</i>
1	145-2490-01	1	Platform ASM	15	106-9518	2	Screw-PRH
2	115-8064-01	1	Plate-Floor	16	240-11	2	Bushing-Flange
3	3234-17	4	Screw-HHF	17	66-8010	2	Spacer
4	104-8301	6	Nut-HF, NI	18	93-6028	1	Plate-Logo
5	104-8300	2	Nut-HF, NI	19	145-2598	2	Light-Work, LED
6	3234-11	6	Screw-HHF	20	138-6996	4	Nut-Push
7	125-2910	2	Tread-Floor, Side	21	110-0944	1	Shroud-Platform
8	3230-1	2	Bolt-CARR	22	110-0947-03	1	Plate-Cover
9	87-6630	2	Washer-Plain	24	133-2930	1	Decal-Danger
10	32128-33	2	Nut-HF	24	133-2931	1	Decal-Danger (CE)
12	125-2911	1	Tread-Panel, Service	25	133-8062	1	Decal-Spark Arrestor
13	145-2510	1	Tread-Floor Board	26	110-8876-0P	1	Brace-Column
14	32104-17	6	Screw-HWH				



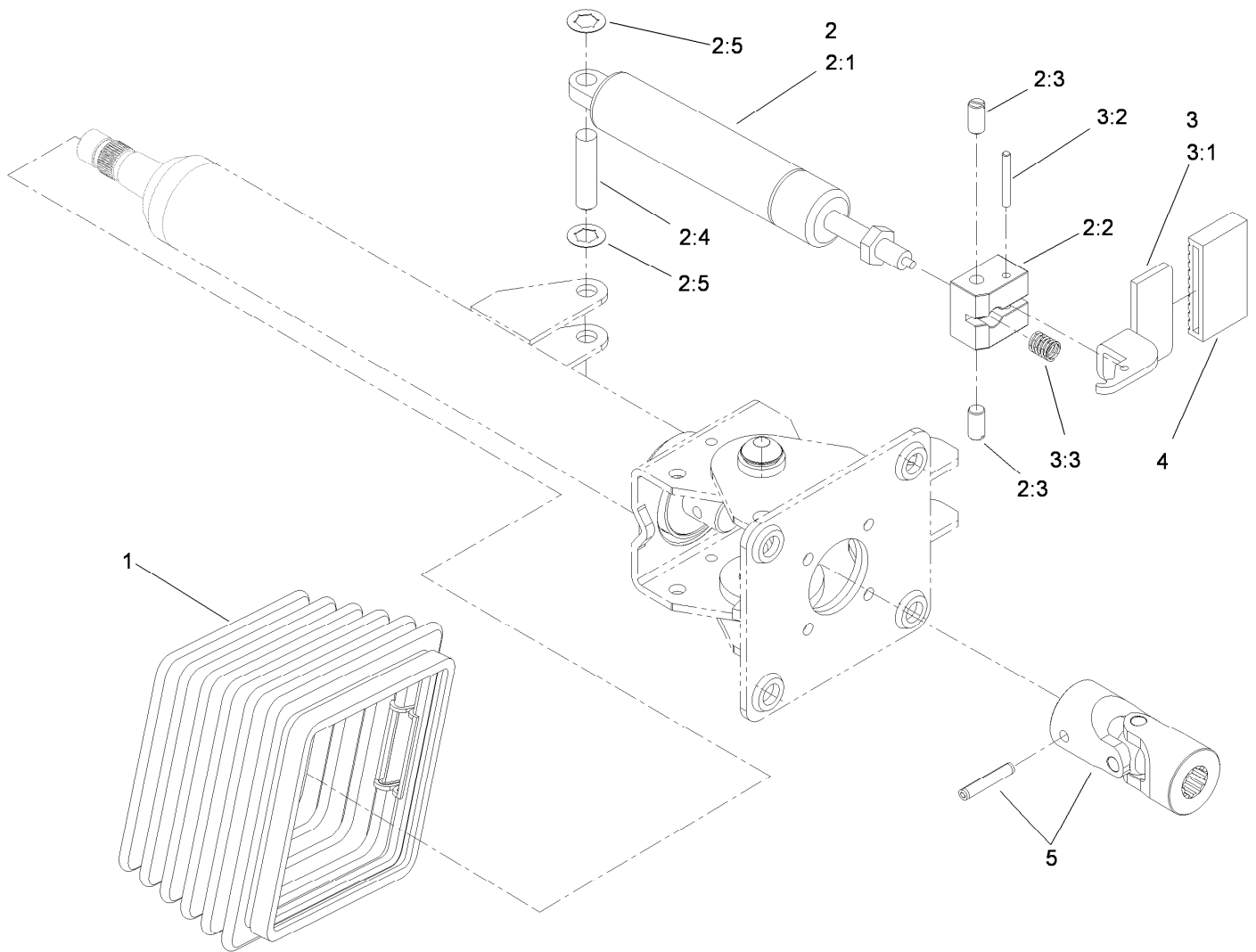
Pedal Assembly

Ref.	Part Number	Qty.	Description
1	145-2545	1	E-Pedal ASM
1:2	145-2521	1	Pedal ASM
2	117-9507	1	Pedal-Accelerator
3	74-9100	1	Pad-Pedal, Forward
4	145-2489-0P	1	Bracket-Pedal, Mount
5	3274-96	2	Screw-HSBH
6	32121-45	1	Pin-Spring
7	74-9110	1	Pad-Pedal, Reverse
8	104-8301	4	Nut-HF, NI
9	104-8300	4	Nut-HF, NI
10	3230-1	2	Bolt-CARR
11	3234-7	2	Screw-HHF
12	3234-1	4	Screw-HHF



Steering Assembly

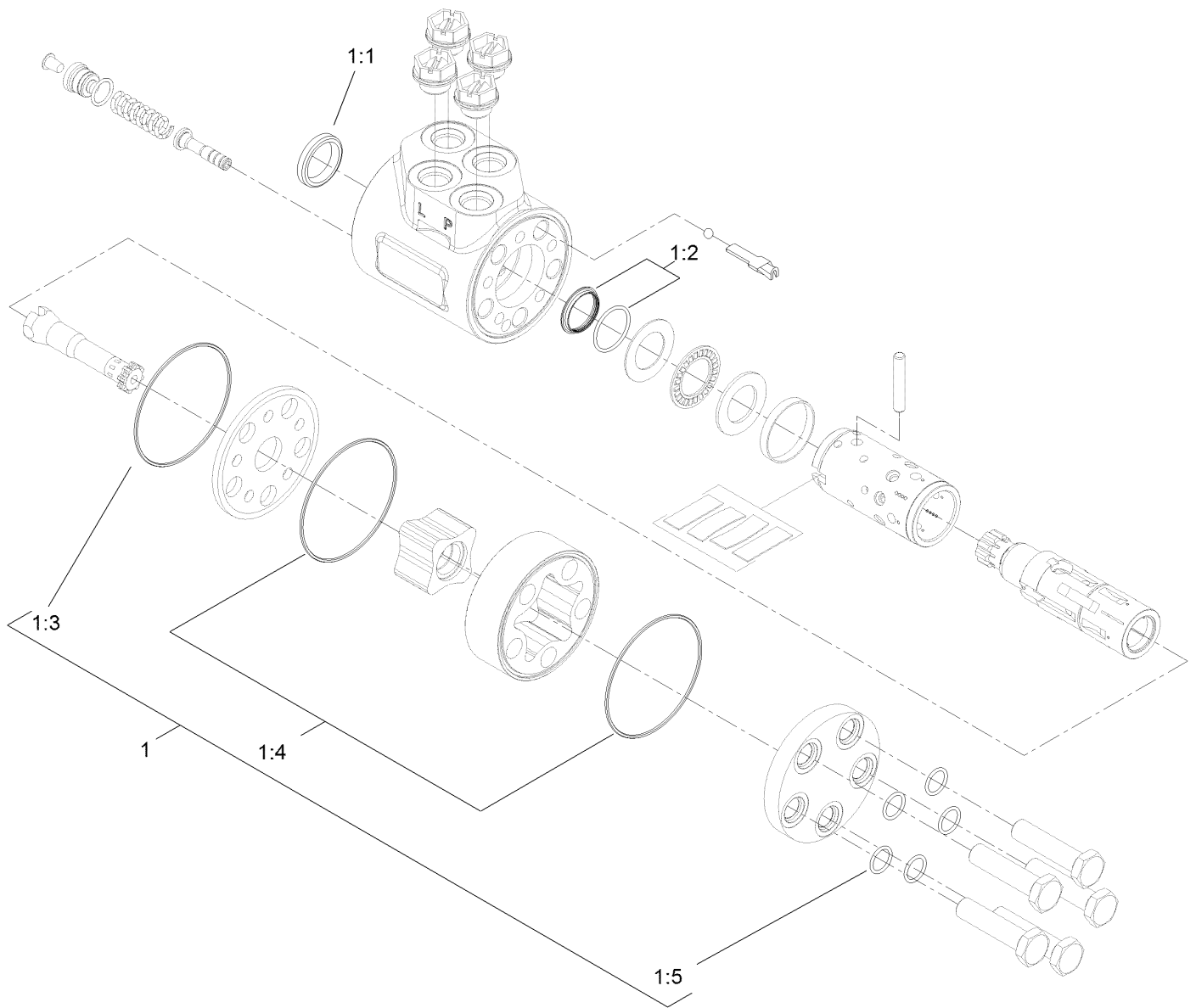
Ref.	Part Number	Qty.	Description
1	106-3622	1	Steering Tilt Column ASM
2	340-2	4	Fitting-Straight
2:1	237-22	1	O-Ring
2:2	237-42	1	O-Ring
3	98-1471	1	Wheel-Steering
3:1	98-1468	1	Cover-Wheel, Steering
4	98-1459	1	Decal
5	105-2409	4	Screw-HSH
6	106-3621	1	Steering Valve ASM
7	3274-1	4	Screw-HSH
8	3296-33	1	Nut-Lock, NI
9	3256-27	1	Washer-Flat
10	104-8301	4	Nut-HF, NI



Steering Tilt Column Assembly No. 106-3622

Ref.	Part Number	Qty.	Description
1	110-6462	1	Bellows-Rubber
2	110-6463	1	Cylinder Service Kit
2:1		1	Cylinder-Gas ●
2:2		1	Block-Pedal ●
2:3		2	Bolt ●
2:4		1	Pin ●
2:5		2	Washer-Lock ●
3	110-6464	1	Pedal Service Kit
3:1		1	Pedal ●
3:2		1	Pin ●
3:3		1	Spring ●
4	110-6465	1	Cover-Pedal
5	120-6256	1	Universal Joint Kit

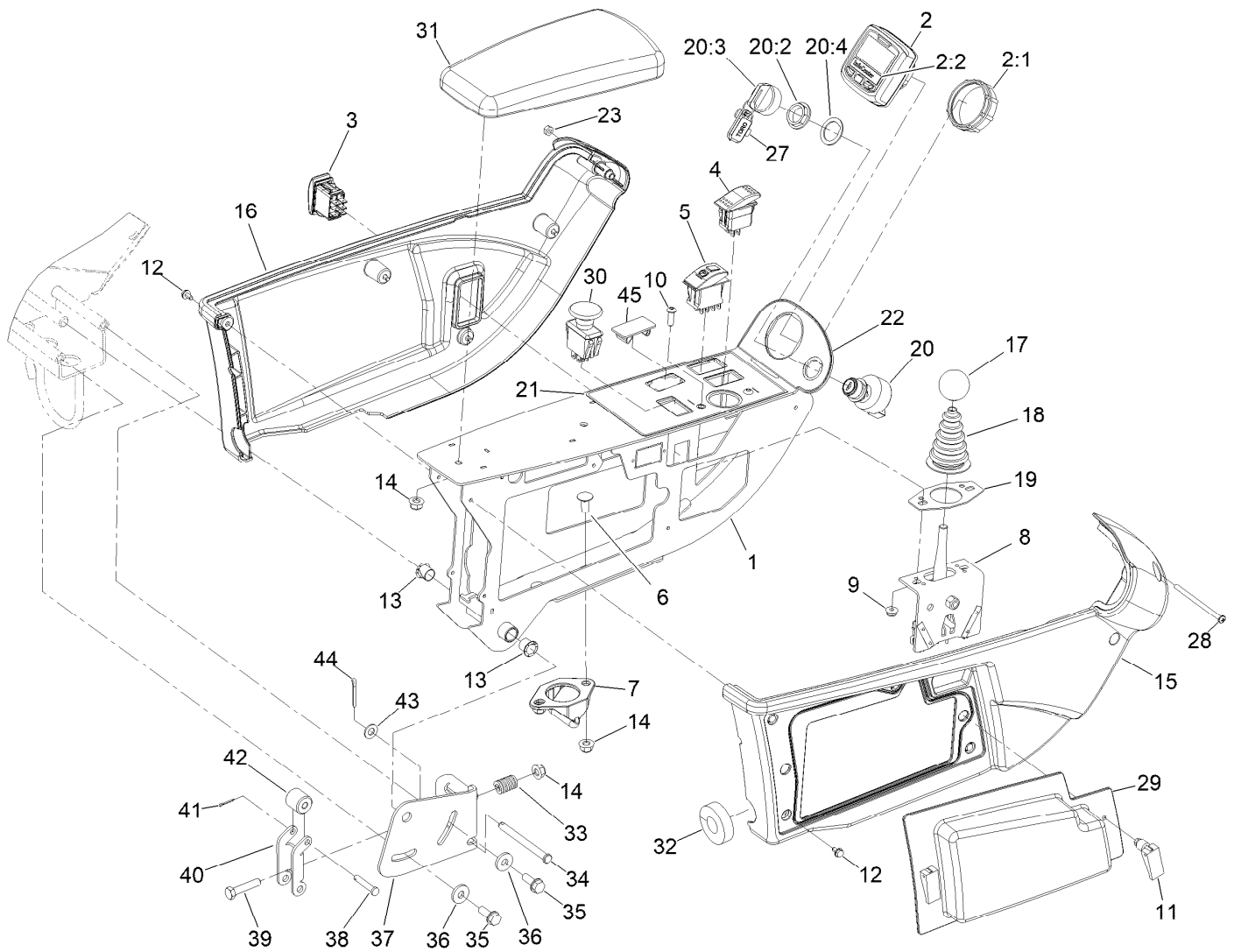
● Not serviced separately



Steering Valve Assembly No. 106-3621

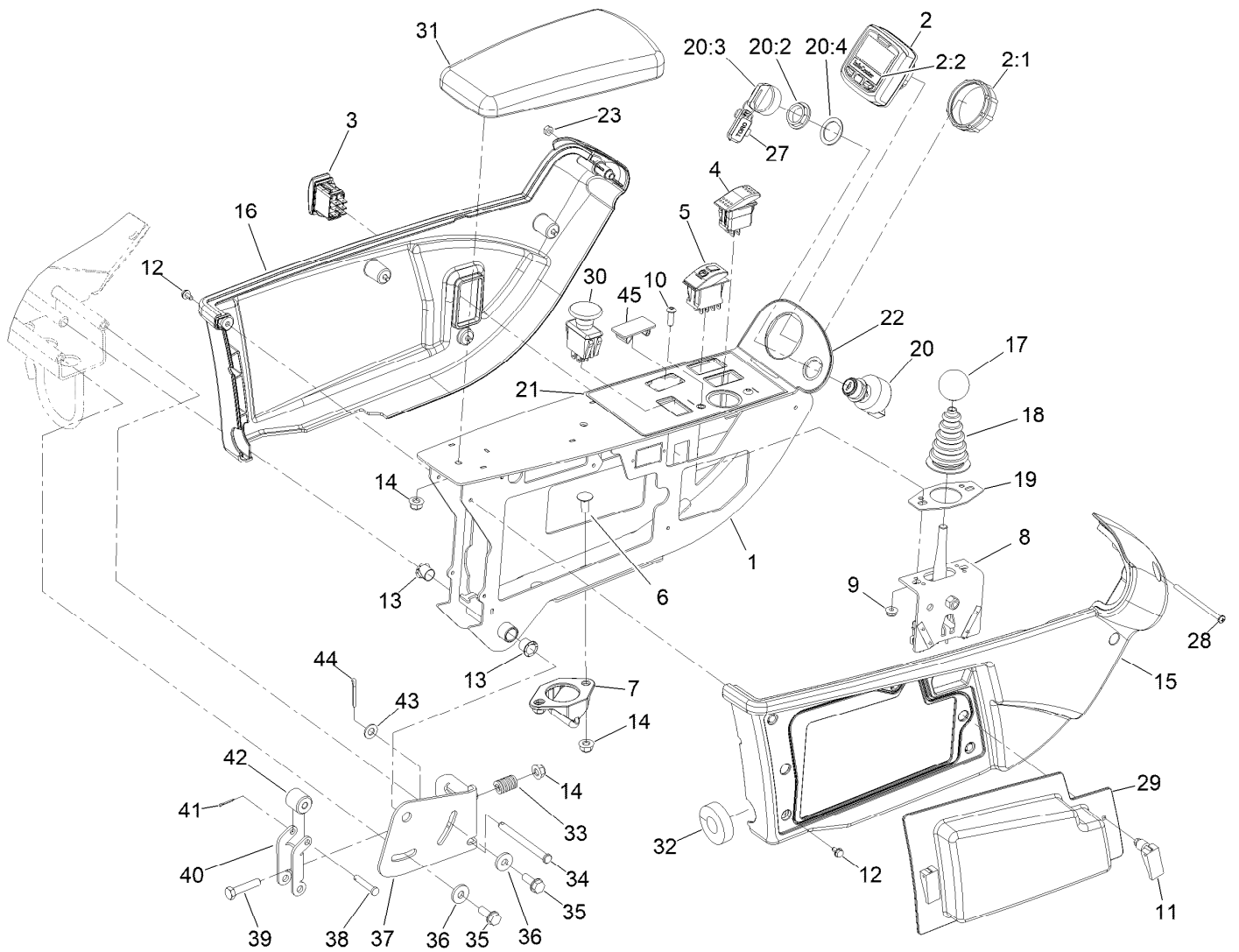
<i>Ref.</i>	<i>Part Number</i>	<i>Qty.</i>	<i>Description</i>
1	106-6716	1	Seal Kit
1:1		1	Ring-Seal, Dust ●
1:2		1	Seal-Shaft ●
1:3		1	O-Ring ●
1:4		2	O-Ring ●
1:5		5	O-Ring ●

● Not serviced separately



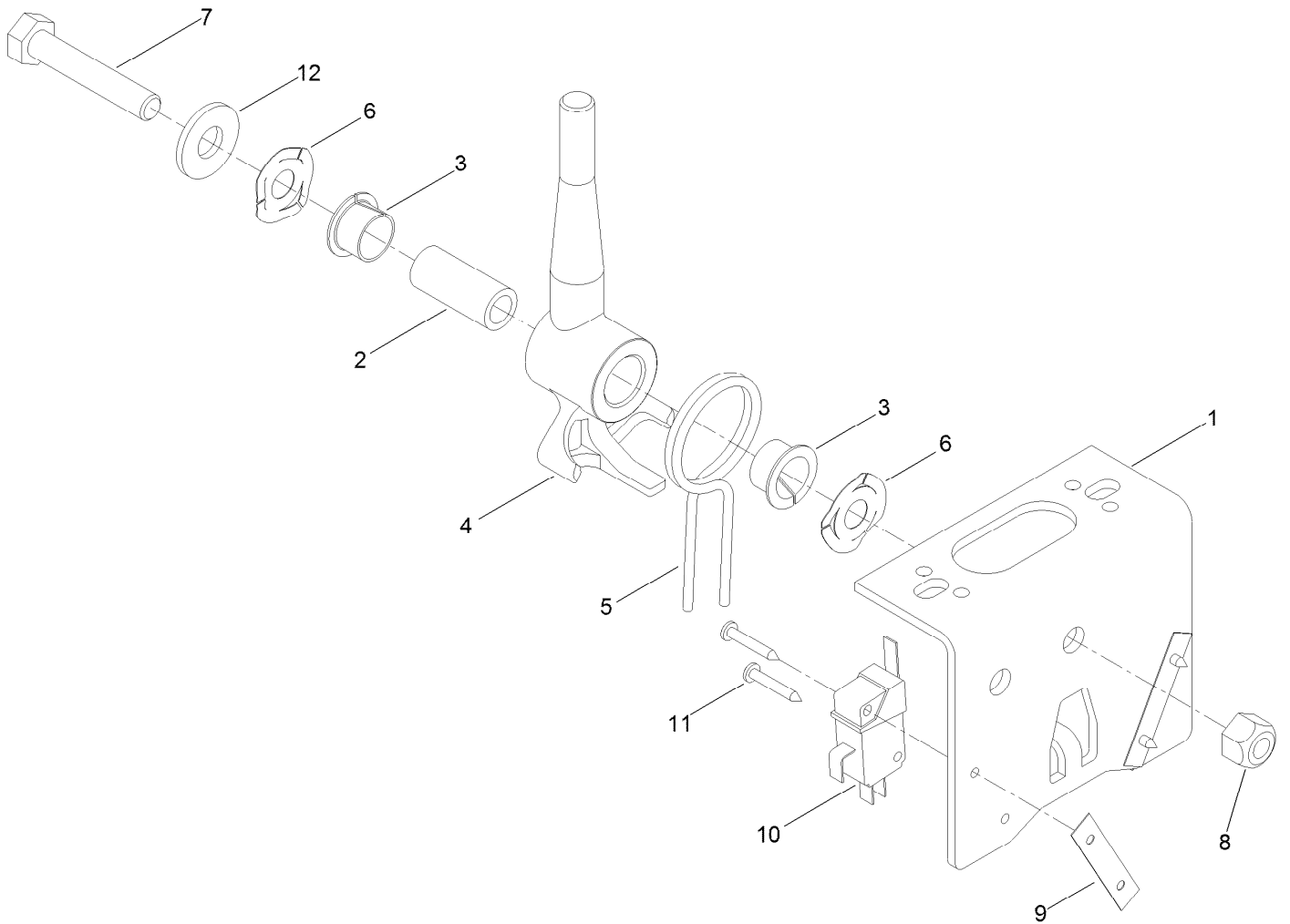
Control Panel Assembly

Ref.	Part Number	Qty.	Description	Ref.	Part Number	Qty.	Description
1	145-2474-03	1	Frame ASM, Control Arm [black]	16	108-7604	1	Cover-LH
2	120-6310	1	LCD Display ASM Kantrak 1700	17	233-42	1	Knob
2:1	120-4630	1	Nut-Display	18	93-5961	1	Boot-Lever
2:2	120-6311	1	Decal-Display	19	112-9181	1	Plate-Boot
3	95-8999	1	Switch-Rocker, On-None-On	20	106-5269	1	Ignition Switch ASM
4	114-3329	1	Switch-Rocker	20:2	108-8660	1	Nut-Mounting
5	111-2254	1	Switch-Rocker, On-None-On	20:3	106-5270	1	Ignition Key Set
6	3230-23	2	Bolt-CARR	20:4	108-8659	1	Washer-Backup
7	125-1938	1	Latch	21	145-2483	1	Decal-Control Panel
8	120-5280	1	Bracket-Joystick	22	120-4158	1	Decal-Console, Upper
9	104-7201	2	Nut-HF, NI	23	3296-2	1	Nut-Lock, NI
10	3274-69	2	Screw-HSBH	27	99-8970	1	Key-Latch, Hood
11	74-5950	2	Latch-Swell	28	3250-22	1	Screw-PPH
12	104-2065	10	Screw-HWH	29	114-0446	1	Panel-Access
13	256-257	2	Bushing-Nyliner	30	93-9999	1	Switch-PTO
14	104-8300	5	Nut-HF, NI	31	108-7602	1	Rest-Arm
15	108-7605	1	Cover-RH	32	145-2594	1	Seal-Foam
				33	110-5331	1	Spring-Compression
				34	283-88	1	Pin-Clevis
				35	32144-41	2	Screw-Taptite
				36	4-2390	2	Washer-Flat



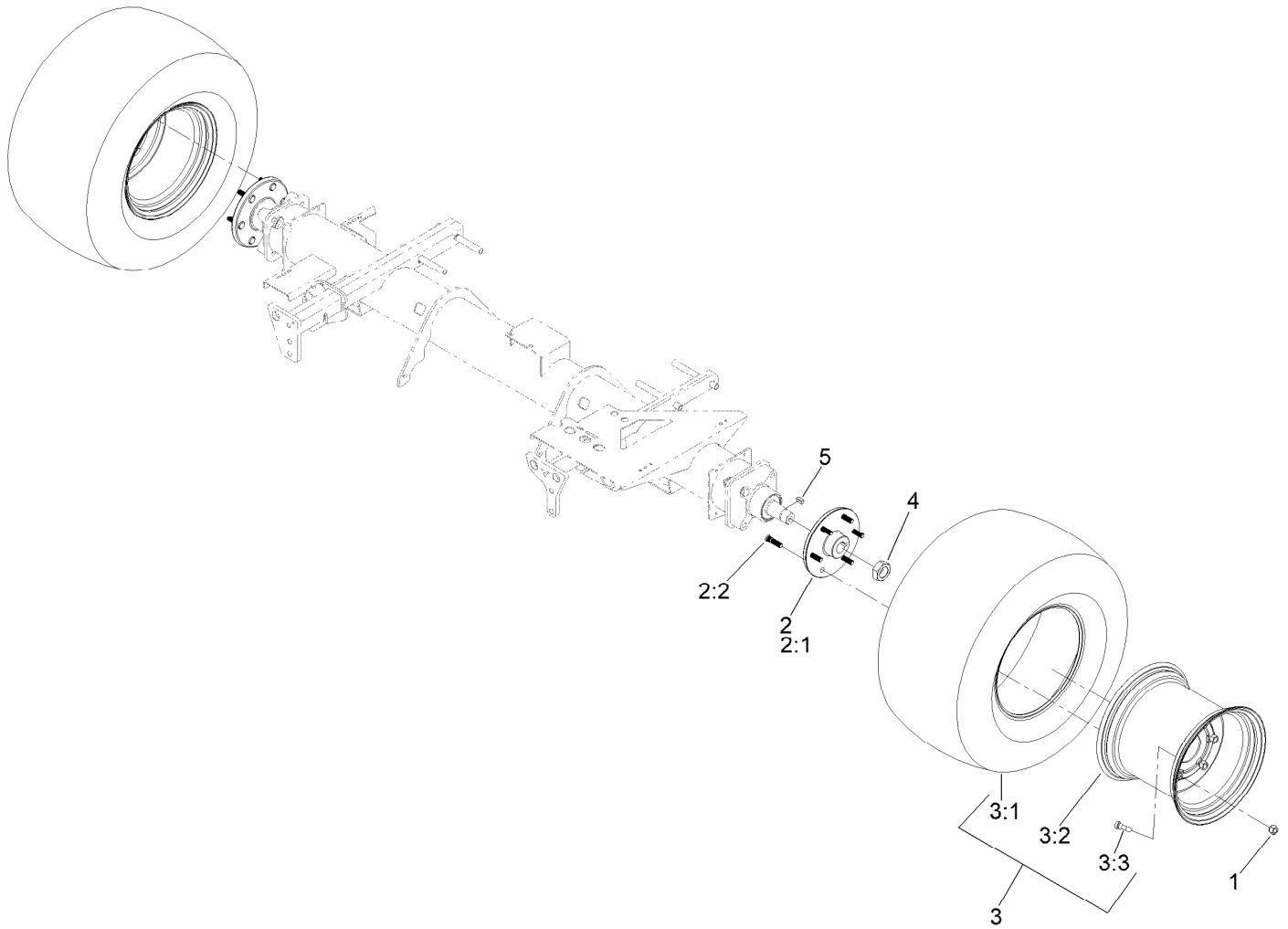
Control Panel Assembly (continued)

<i>Ref.</i>	<i>Part Number</i>	<i>Qty.</i>	<i>Description</i>	<i>Ref.</i>	<i>Part Number</i>	<i>Qty.</i>	<i>Description</i>
37	110-5313-03	1	Bracket-Retainer	42	110-8856	1	Spacer
38	283-73	1	Pin-Clevis	43	3256-23	1	Washer-Plain
39	322-7	1	Screw-HH	44	3272-11	1	Pin-Cotter
40	110-5314	1	Latch	45	99-7420	1	Plug-Hole
41	3272-1	1	Pin-Cotter				



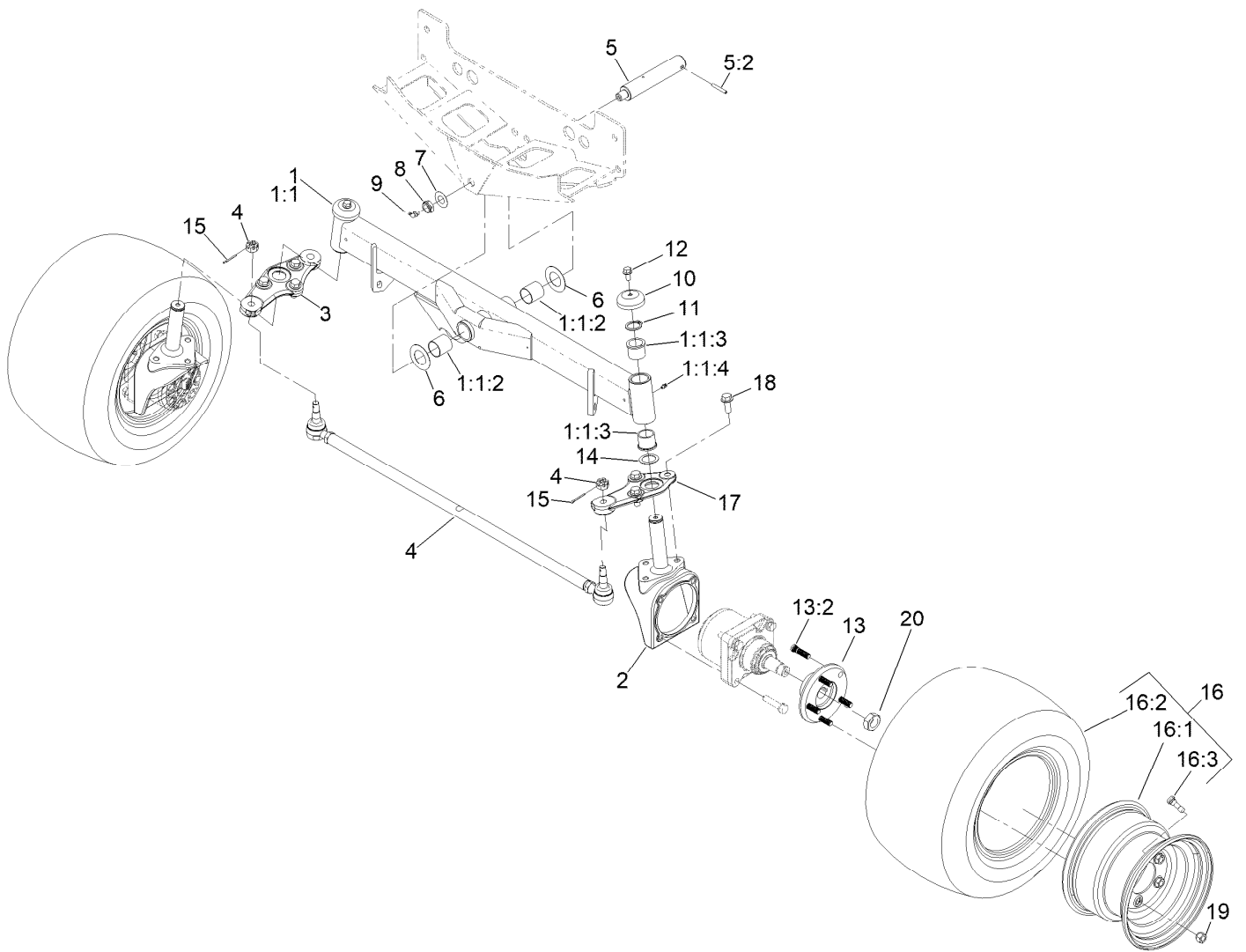
Joystick Bracket Assembly No. 120-5280

<i>Ref.</i>	<i>Part Number</i>	<i>Qty.</i>	<i>Description</i>
1	115-5357-03	1	Bracket-Joystick
2	106-4192	1	Spacer
3	93-5547	2	Bushing-Nylon
4	119-3540	1	Hub-Pivot, Joystick
5	105-8289	1	Spring-Torsion
6	106-4193	2	Washer-Finger, Spring
7	322-9	1	Screw-HH
8	3296-29	1	Nut-Lock, NI
9	3290-354	2	Nut-Speed
10	108-6496	2	Switch (W/Boot)
11	95-3003	4	Screw-PPHTF
12	3256-3	1	Washer-Flat



Front Axle Assembly

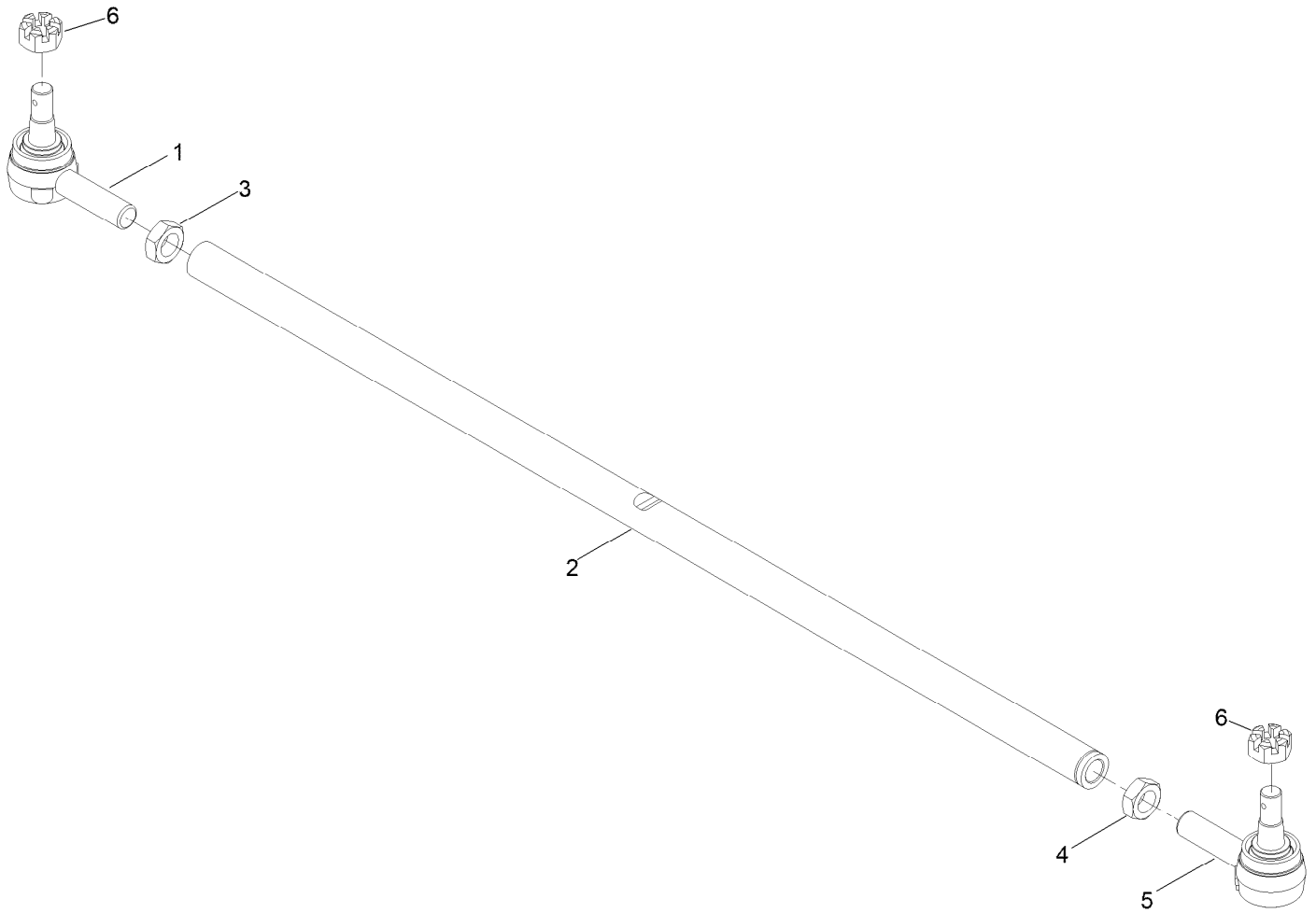
Ref.	Part Number	Qty.	Description
1	242-50	12	Nut-Lug
2	144-2058	2	Hub ASM (1.50)
2:1	136-7971	1	Hub-Wheel
2:2	114-3918	6	Stud-Wheel
3	139-6048	2	Tire ASM
3:1	133-2724	1	Tire
3:2	139-6049	1	Wheel
3:3	232-27	1	Stem-Valve
4	117-3290	2	Nut-Hex
5	117-5198	2	Key-Square



Rear Axle Assembly

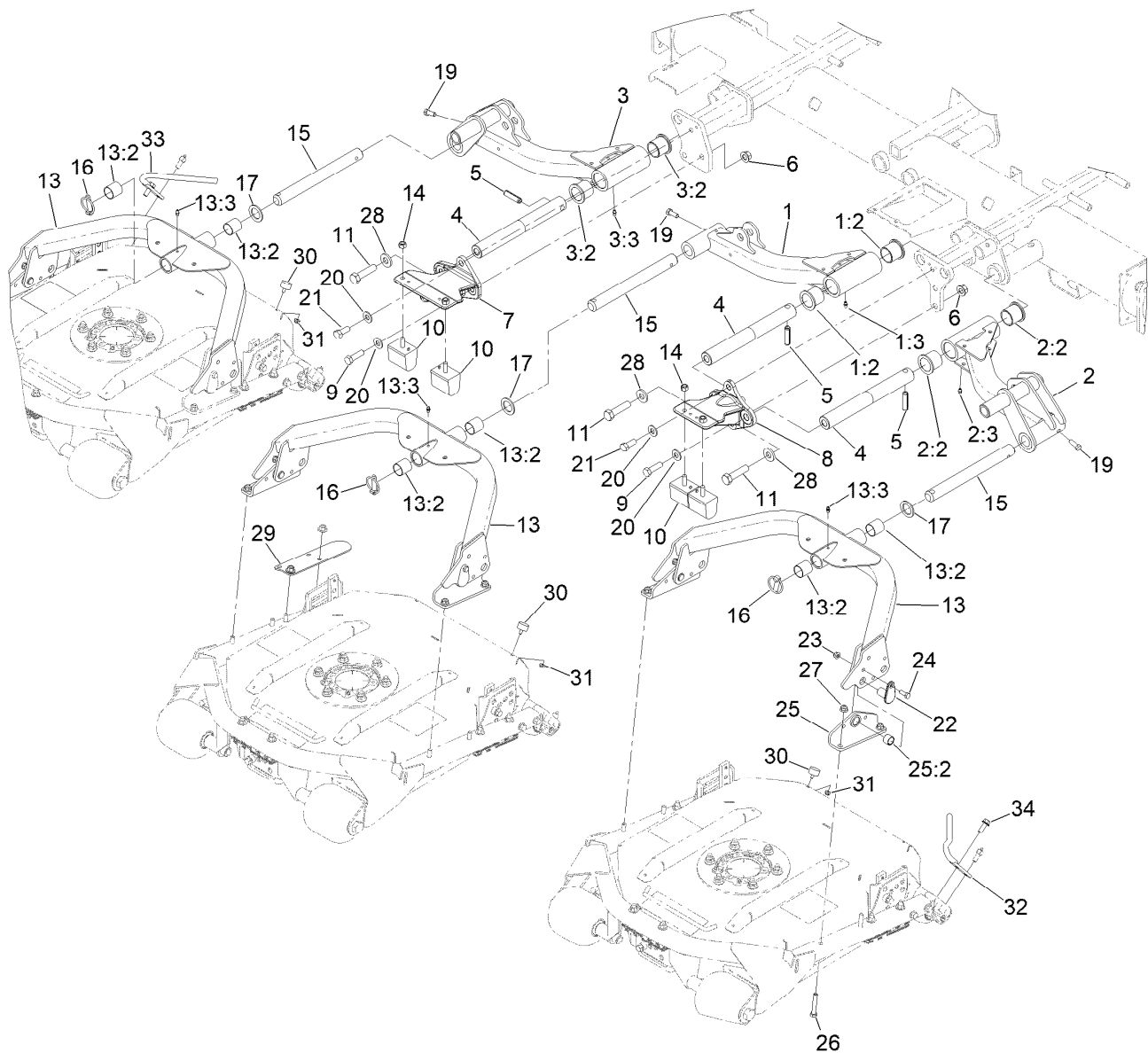
Ref.	Part Number	Qty.	Description	Ref.	Part Number	Qty.	Description
1	117-0256-03	1	Axle ASM	11	32151-77	2	Ring-Retaining, External
1:1		1	Axle ●	12	3234-1	2	Screw-HHF
1:1:2	99-6964	2	Bushing-Axle	13	121-5633	2	Hub ASM
1:1:3	104-0015	4	Bushing-Flange	13:2	114-3918	5	Stud-Wheel
1:1:4	302-5	2	Fitting-Grease	14	76-2980	2	Washer-Thrust
2	107-4517-03	2	Housing-Motor	15	3272-12	2	Pin-Cotter
3	140-3142	1	Link-Drag, RH	16	117-0281	2	Rim And Tire ASM
4	139-6029	1	Tie Rod ASM	16:1	117-0280	1	Rim
5	140-6101	1	Pin ASM-Axle Pivot	16:2	117-5125	1	Tire
5:2	32121-32	1	Pin-Roll	16:3	232-27	1	Stem-Valve
6	99-8432	2	Washer-Thrust	17	140-3144	1	Link-Drag, LH
7	71-4540	1	Washer-Thrust	18	3234-38	6	Screw-HHF
8	3296-15	1	Nut-Lock, NI	19	242-50	10	Nut-Lug
9	302-33	1	Fitting-Grease	20	26-3790	2	Nut-Lock
10	69-8890	2	Cap-Spindle				

● Not serviced separately



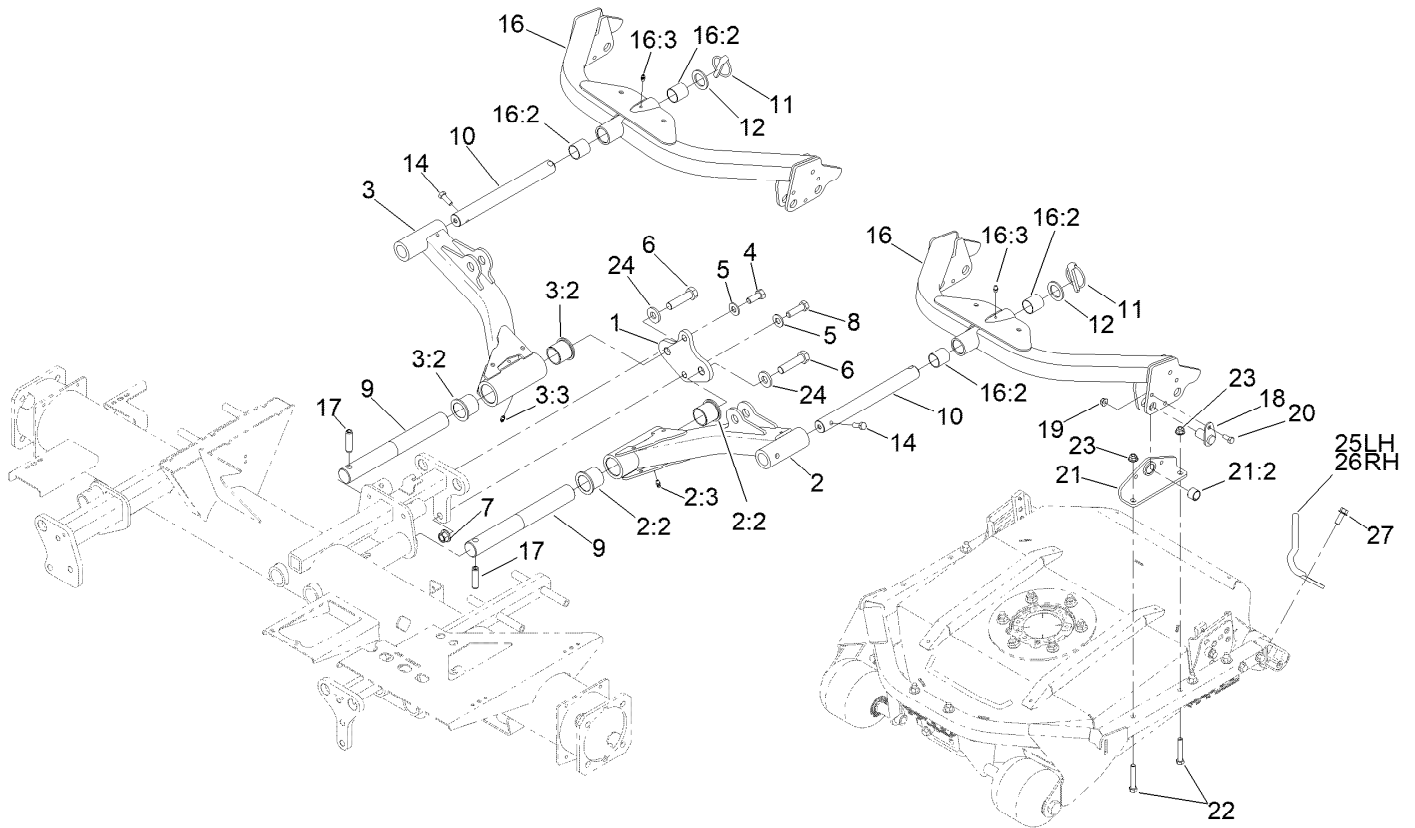
Tie Rod Assembly No. 139-6029

<i>Ref.</i>	<i>Part Number</i>	<i>Qty.</i>	<i>Description</i>
1	144-3901	1	Tie Rod End
2	139-6030	1	Rod-Tie
3	84-5300	1	Nut-Jam
4	110-5337	1	Nut-Jam
5	144-3902	1	Tie Rod End
6	140-6135	2	Nut-Hex, Slotted



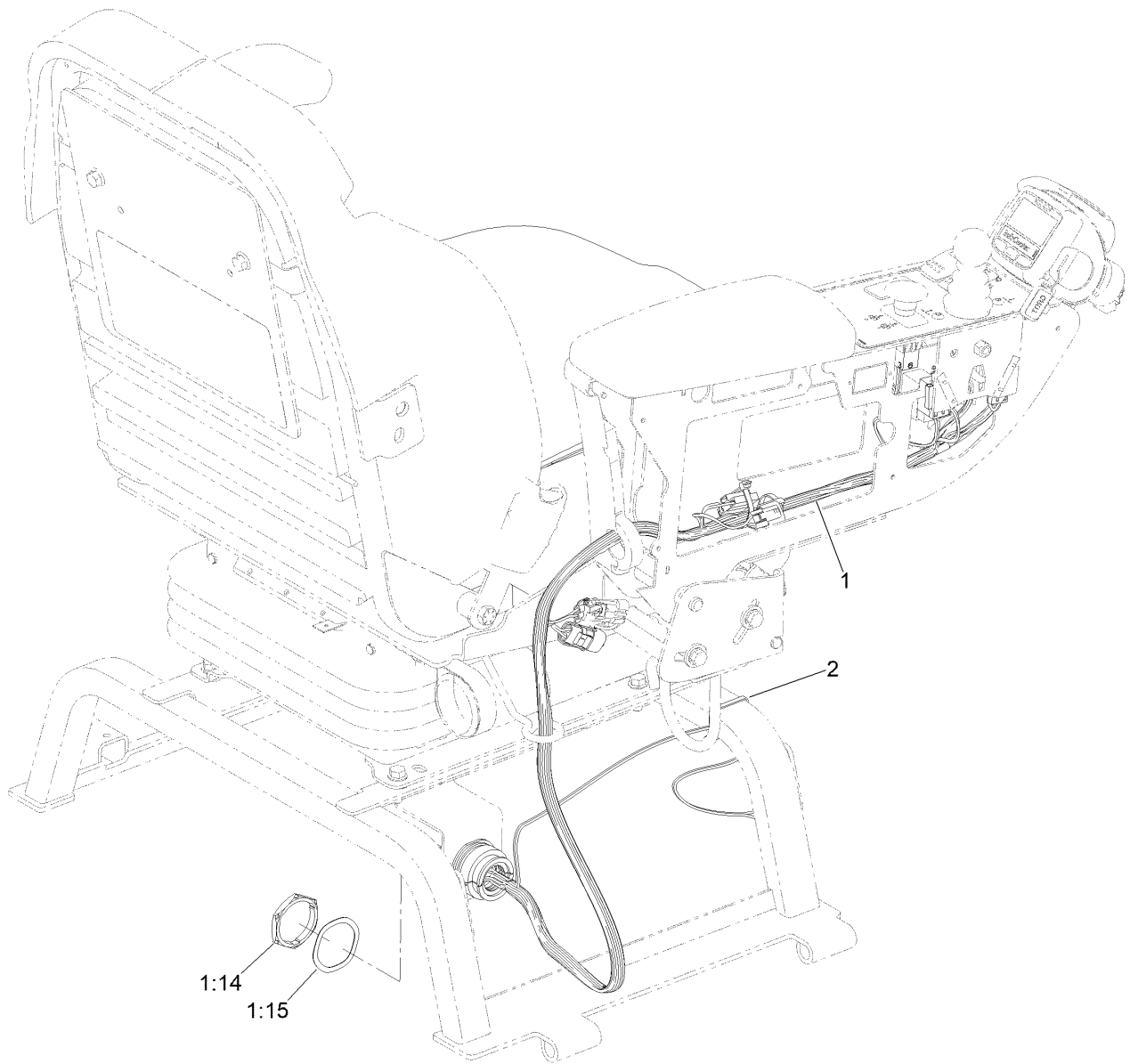
No. 1, 4 and 5 Lift Arm and Deck Assembly

Ref.	Part Number	Qty.	Description	Ref.	Part Number	Qty.	Description
1	136-3491	1	No 1 Lift Arm ASM	15	105-7560	3	Shaft-Cu Pivot
1:2	69-6470	2	Bushing-Caster	16	283-71	3	Pin-Lynch
1:3	302-5	1	Fitting-Grease	17	3-6781	3	Washer-Flat
2	136-3494	1	No 4 Lift Arm ASM	19	323-6	3	Screw-HH
2:2	69-6470	2	Bushing-Caster	20	87-7270	6	Washer-Thrust
2:3	302-5	1	Fitting-Grease	21	325-5	2	Screw-HH
3	136-3500	1	No 5 Lift Arm ASM	22	136-3568	6	Pin-Flag (Mach)
3:2	69-6470	2	Bushing-Caster	23	104-8300	6	Nut-HF, NI
3:3	302-5	1	Fitting-Grease	24	322-4	6	Screw-HH
4	117-0208	3	Shaft-Pivot, Liftarm	25	117-0118	6	Pivot ASM
5	32121-122	3	Pin-Roll	25:2	108-8482	1	Bushing-Sleeve
6	99-5107	4	Nut-Lock	26	323-11	12	Screw-HH
7	117-0250-03	1	Tipper-RH	27	104-8301	12	Nut-HF, NI
8	117-0252-03	1	Tipper-LH	28	99-7667	3	Washer-Flat
9	325-7	4	Screw-HH	29	105-9831-03	1	Bracket-Bumper, No. 1
10	87-3470	4	Bumper	30	240-14	3	Bumper-Rubber
11	327-7	3	Screw-HH	31	104-7201	3	Nut-HF, NI
13	136-3515	3	Carrier Frame ASM	32	127-2613-03	1	Guard-Foot, LH
13:2	108-4000	2	Bushing	33	127-2614-03	1	Guard-Foot, RH
13:3	302-5	1	Fitting-Grease	34	3234-11	2	Screw-HHF
14	33025-00	4	Nut-Lock, NI				



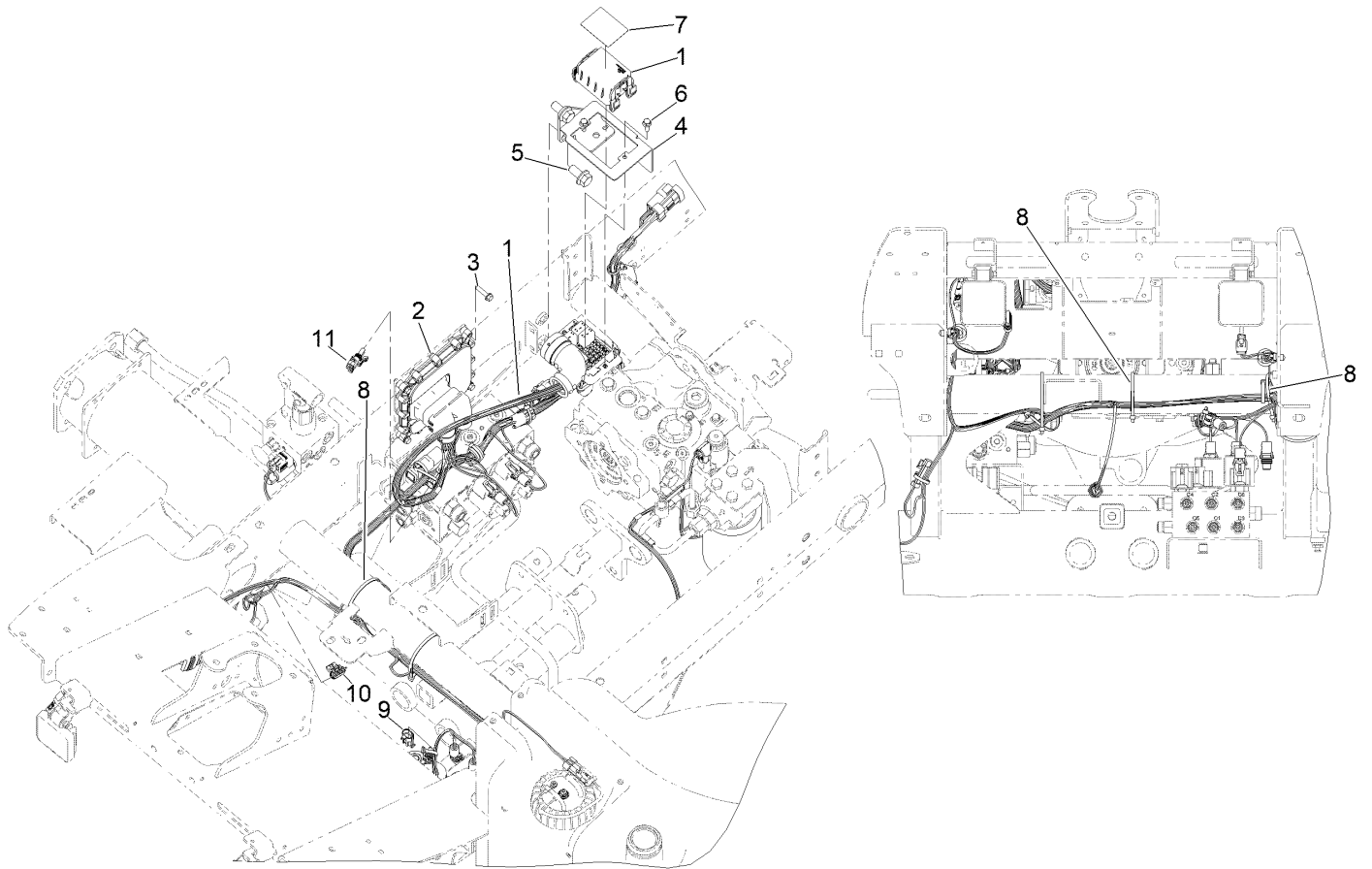
No. 2 and 3 Lift Arm and Deck Assembly

<i>Ref.</i>	<i>Part Number</i>	<i>Qty.</i>	<i>Description</i>	<i>Ref.</i>	<i>Part Number</i>	<i>Qty.</i>	<i>Description</i>
1	114-0352-0P	1	Plate - Bridge, No 2&3	14	323-6	2	Screw-HH
2	136-3492	1	No 2 Lift Arm ASM	16	136-3515	2	Carrier Frame ASM
2:2	69-6470	2	Bushing-Caster	16:2	108-4000	2	Bushing
2:3	302-5	1	Fitting-Grease	16:3	302-5	1	Fitting-Grease
3	136-3493	1	No 3 Lift Arm ASM	17	32121-122	2	Pin-Roll
3:2	69-6470	2	Bushing-Caster	18	136-3568	4	Pin-Flag (Mach)
3:3	302-5	1	Fitting-Grease	19	104-8300	4	Nut-HF, NI
4	325-5	1	Screw-HH	20	322-4	4	Screw-HH
5	87-7270	2	Washer-Thrust	21	117-0118	4	Pivot ASM
6	327-7	2	Screw-HH	21:2	108-8482	1	Bushing-Sleeve
7	99-5107	1	Nut-Lock	22	323-11	8	Screw-HH
8	325-7	1	Screw-HH	23	104-8301	8	Nut-HF, NI
9	117-0208	2	Shaft-Pivot, Liftarm	24	99-7667	2	Washer-Flat
10	105-7560	2	Shaft-Cu Pivot	25	127-2613-03	1	Guard-Foot, LH
11	283-71	2	Pin-Lynch	26	127-2614-03	1	Guard-Foot, RH
12	3-6781	2	Washer-Flat	27	3234-11	2	Screw-HHF



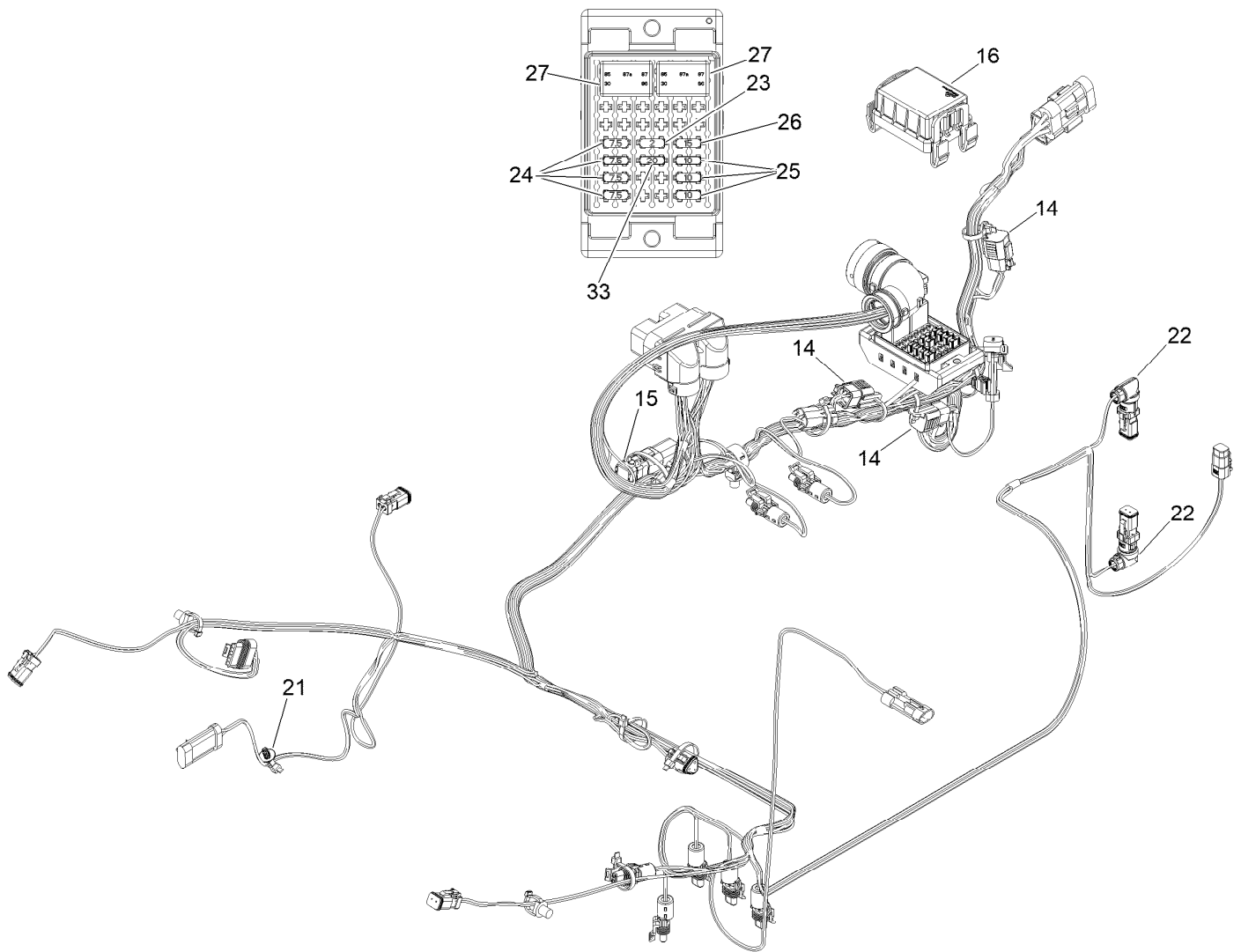
Seat and Control Arm Wiring Harness Assembly

<i>Ref.</i>	<i>Part Number</i>	<i>Qty.</i>	<i>Description</i>
1	122-2126	1	Harness-Wire, Seat
1:14	32180-135	1	Nut-Connector
1:15	32180-143	1	Washer-Lock
2	3290-378	1	Tie-Cable



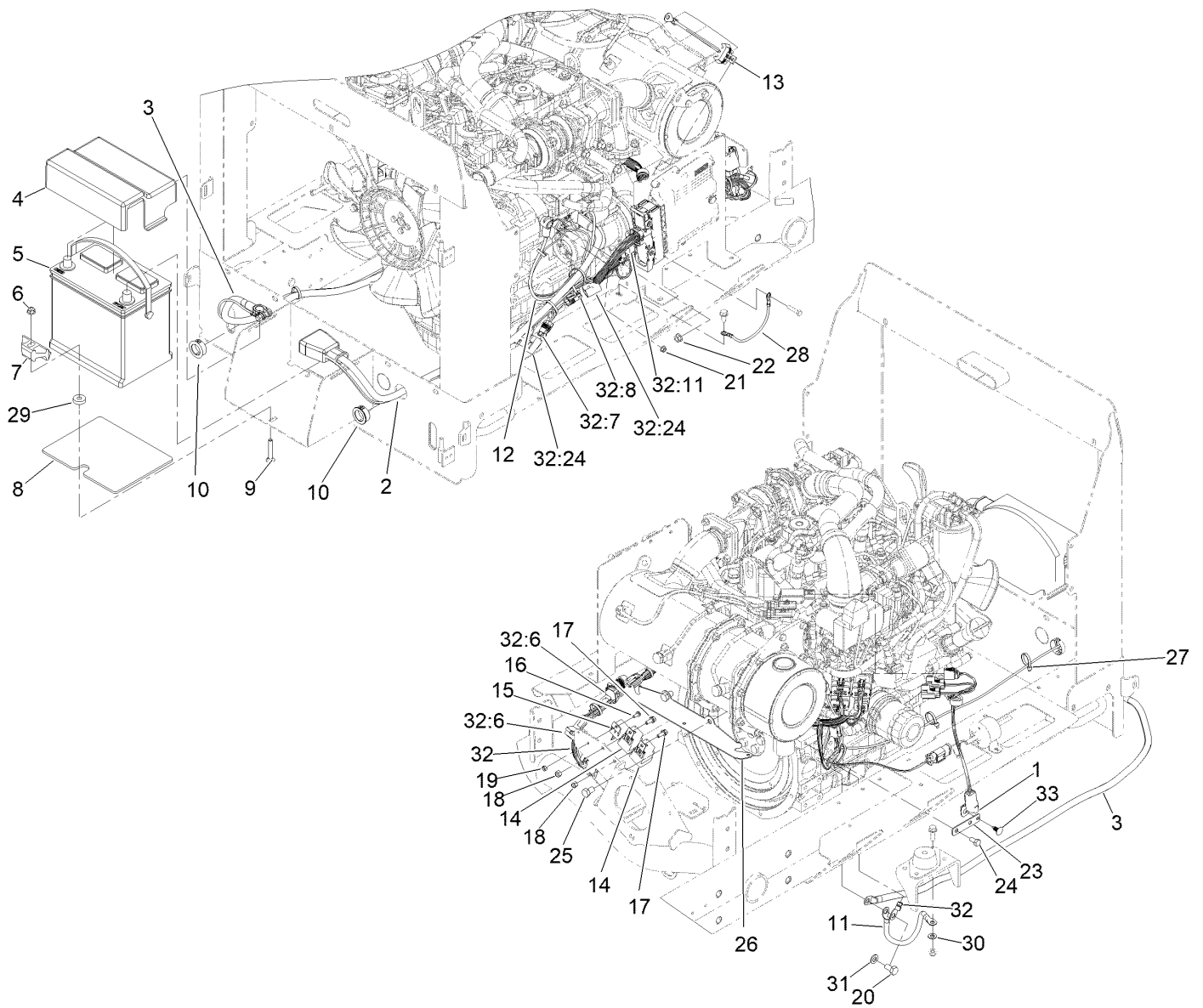
Main Wiring Harness Assembly

<i>Ref.</i>	<i>Part Number</i>	<i>Qty.</i>	<i>Description</i>
1	122-2912	1	Harness-Wire, Main
2	127-2770	1	Controller
3	32144-86	4	Screw-HWHTF
4	145-2558-0P	1	Bracket-Pdm [primed]
5	3234-6	2	Screw-HHF
6	33103-020	2	Screw-HHF
7	145-2519	1	Decal-Fuses
8	3290-379	3	Tie-Cable
9	32180-056	2	Cap
10	32180-600	1	Cap-Plug, Mp150, 3F (Sealed)
11	32180-606	2	Cap-Plug, Wp, 2F (Sealed)



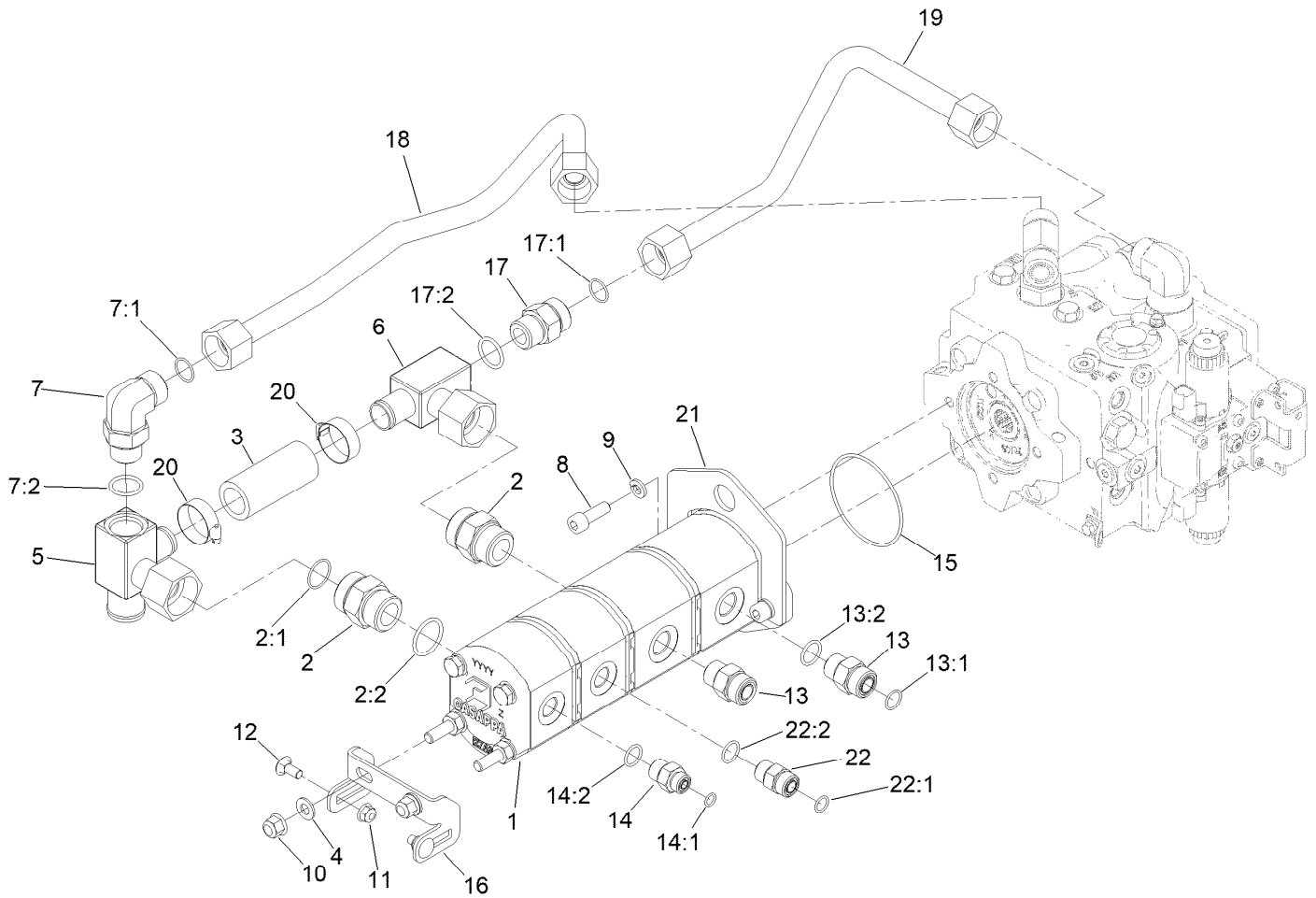
Wire Harness Assembly No. 122-2912

<i>Ref.</i>	<i>Part Number</i>	<i>Qty.</i>	<i>Description</i>
14	32180-156	3	Cap-Plug, 6 Way
15	122-1131	1	Capacitor-Sealed
16	32180-471	1	Cover-Chief, Bric
21	32180-400	1	Clip-Tie, Fir Tree W/Tie, 5MM/.196" Hole
22	32180-060	2	Backshell-Harnessflex, Dt06-2S 90 Degree
23	121-8861	1	Fuse-Mini Blade, 2 Amp
24	121-8865	4	Fuse-Mini Blade, 7.5 Amp
25	121-8866	3	Fuse-Mini Blade, 10 Amp
26	121-8867	1	Fuse-Mini Blade, 15 Amp
27	122-0368	2	Relay-280 ISO
33	121-8868	1	Fuse-Mini Blade, 20 Amp



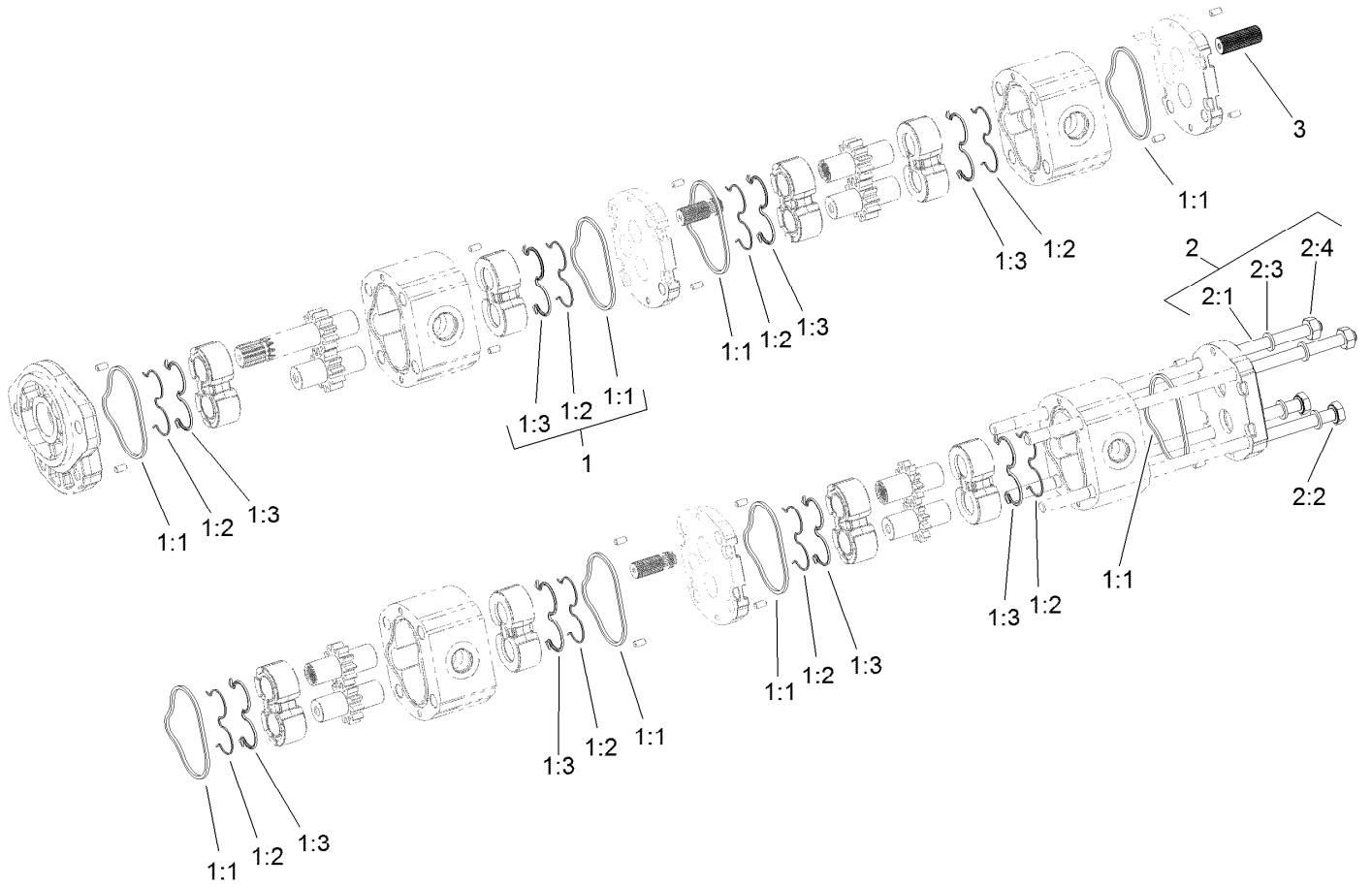
Electrical Assembly

Ref.	Part Number	Qty.	Description	Ref.	Part Number	Qty.	Description
1	122-2910	1	Harness-Wire, Yanmar Dpf Interface	20	33115-020	1	Screw-HH
2	121-8850	1	Cable-Battery, Positive	21	33003-00	1	Nut-HF
3	121-8851	1	Cable-Battery, Negative	22	33004-00	1	Nut-HF
4	121-5615	1	Cover-Battery	23	121-5636	1	Tab-Harness
5	132-8621	1	Battery - Corrosive	24	33114-016	2	Screw-HH
6	104-8300	1	Nut-HF, NI	25	33115-016	2	Screw-HH
7	138-6335	1	Retainer-Battery	26	132-9706-03	1	Bracket-Harness
8	127-2781	1	Mat-Battery	27	3290-378	9	Tie-Cable
9	3230-6	1	Bolt-CARR	28	122-0058	1	Harness-Wire, Ground
10	32180-570	2	Bushing-Panel Snap,1.00"	29	62-6660	1	Spacer
11	121-8856	1	Cable-Ground, Engine	30	120-9683	1	Washer-Plain
12	100-5552	1	Harness-Wire	31	33095-00	1	Washer-Flat
13	99-3441	1	Harness-Wire, Fusible Link	32	122-2911	1	Harness-Wire, Engine
14	99-7430	2	Relay-Mini	32:6	100-4918	2	Diode
15	99-7435	1	Relay	32:7	121-8868	1	Fuse-Mini Blade, 20 Amp
16	3290-321	1	Screw-HWH	32:8	121-8866	1	Fuse-Mini Blade, 10 Amp
17	3234-33	2	Screw-HHF	32:11	32160-359	1	Connector (6M)
18	3296-42	2	Nut-Lock, NI	32:24	32180-101	2	Cover-Fuse, Single
19	3296-2	1	Nut-Lock, NI	33	117-2382	1	Plug-Plastic



Gear Pump Mounting Assembly

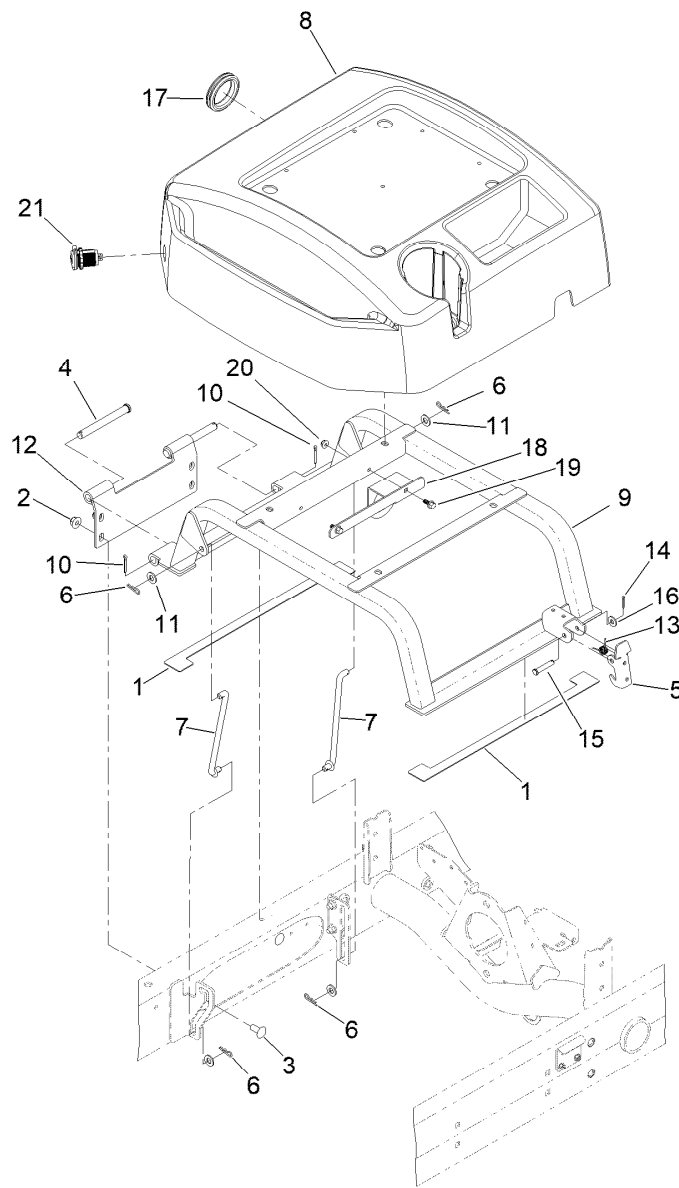
<i>Ref.</i>	<i>Part Number</i>	<i>Qty.</i>	<i>Description</i>	<i>Ref.</i>	<i>Part Number</i>	<i>Qty.</i>	<i>Description</i>
1	121-5645	1	Gear Pump ASM	13:2	237-80	1	O-Ring
2	104-3797	2	Fitting-Straight	14	340-3	1	Fitting-Straight
2:1	237-146	1	O-Ring	14:1	237-22	1	O-Ring
2:2	340-65	1	O-Ring	14:2	237-79	1	O-Ring
3	144-2092	1	Hose-Formed	15	237-161	1	O-Ring
4	3256-24	2	Washer-Plain	16	133-2946-0P	1	Brkt-Gear Pump
5	145-2570	1	Manifold-Tube	17	340-9	1	Fitting-STR
6	144-2093	1	Manifold-Tube	17:1	237-58	1	O-Ring
7	340-142	1	Fitting-Elbow, 90 DEG	17:2	237-81	1	O-Ring
7:1	237-58	1	O-Ring	18	145-2574	1	Hydraulic Tube ASM
7:2	237-81	1	O-Ring	19	145-2501	1	Tube ASM-Hydraulic
8	ST80801	2	Screw-HSH	20	2412-34	2	Clamp-Hose
9	48-9590	2	Washer-Lock	21	145-2548-0P	1	Bracket-Lift, Pump
10	103-9511	2	Nut-Lock, NI	22	340-4	1	Fitting-Straight
11	104-8300	2	Nut-HF, NI	22:1	237-30	1	O-Ring
12	3230-1	2	Bolt-CARR	22:2	237-79	1	O-Ring
13	340-7	2	Fitting-Straight				
13:1	237-65	1	O-Ring				



Gear Pump Assembly No. 121-5645

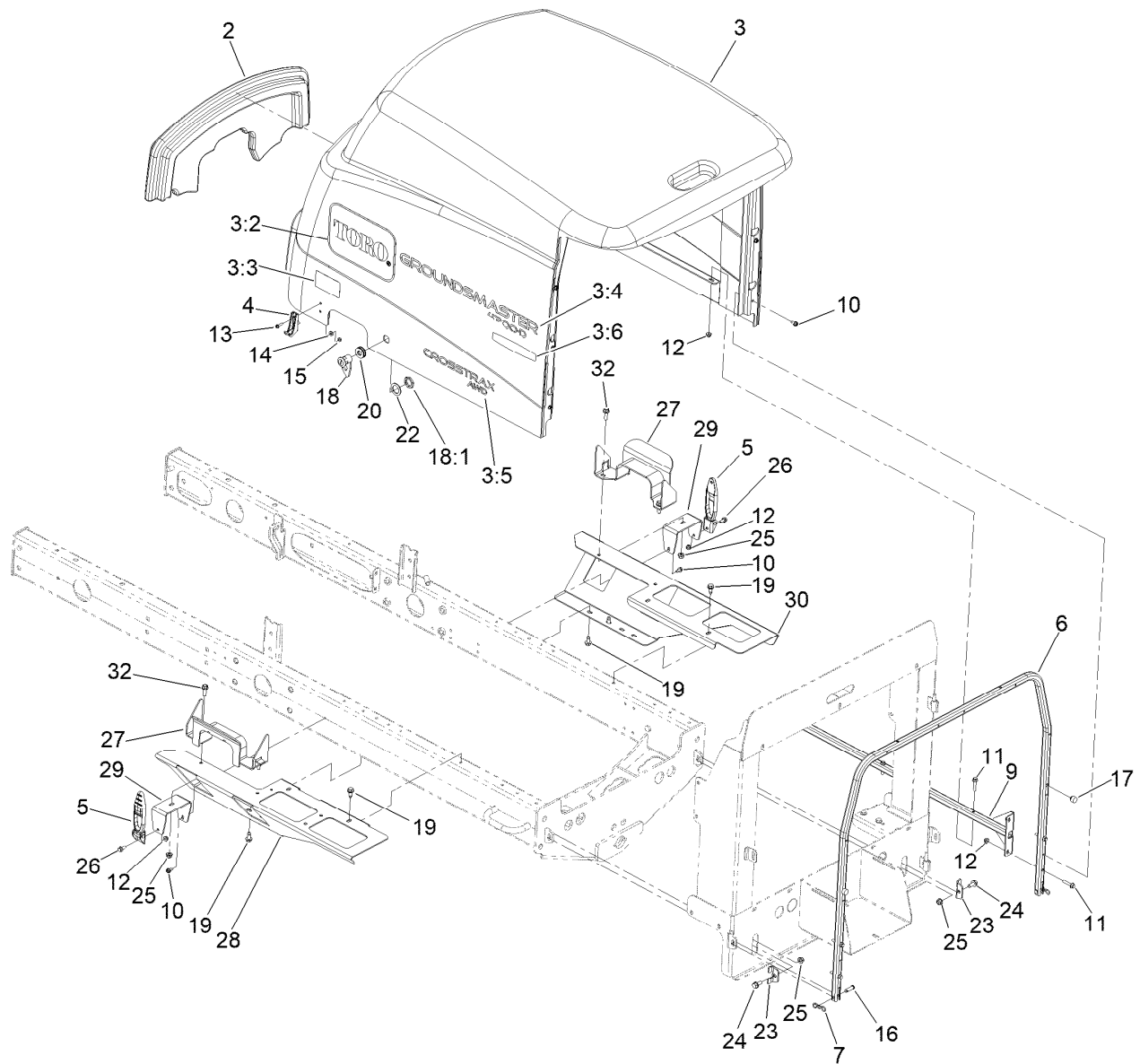
<i>Ref.</i>	<i>Part Number</i>	<i>Qty.</i>	<i>Description</i>
1	108-4595	1	Seal Kit
1:1		8	Seal ●
1:2		8	Seal ●
1:3		8	Ring-Back Up ●
2	120-6273	1	Bolt Kit
2:1		2	Stud Bolt ●
2:2		2	Screw ●
2:3		4	Washer ●
2:4		2	Nut ●
3	120-6284	3	Hub-Connecting

● Not serviced separately



Seat Base Assembly

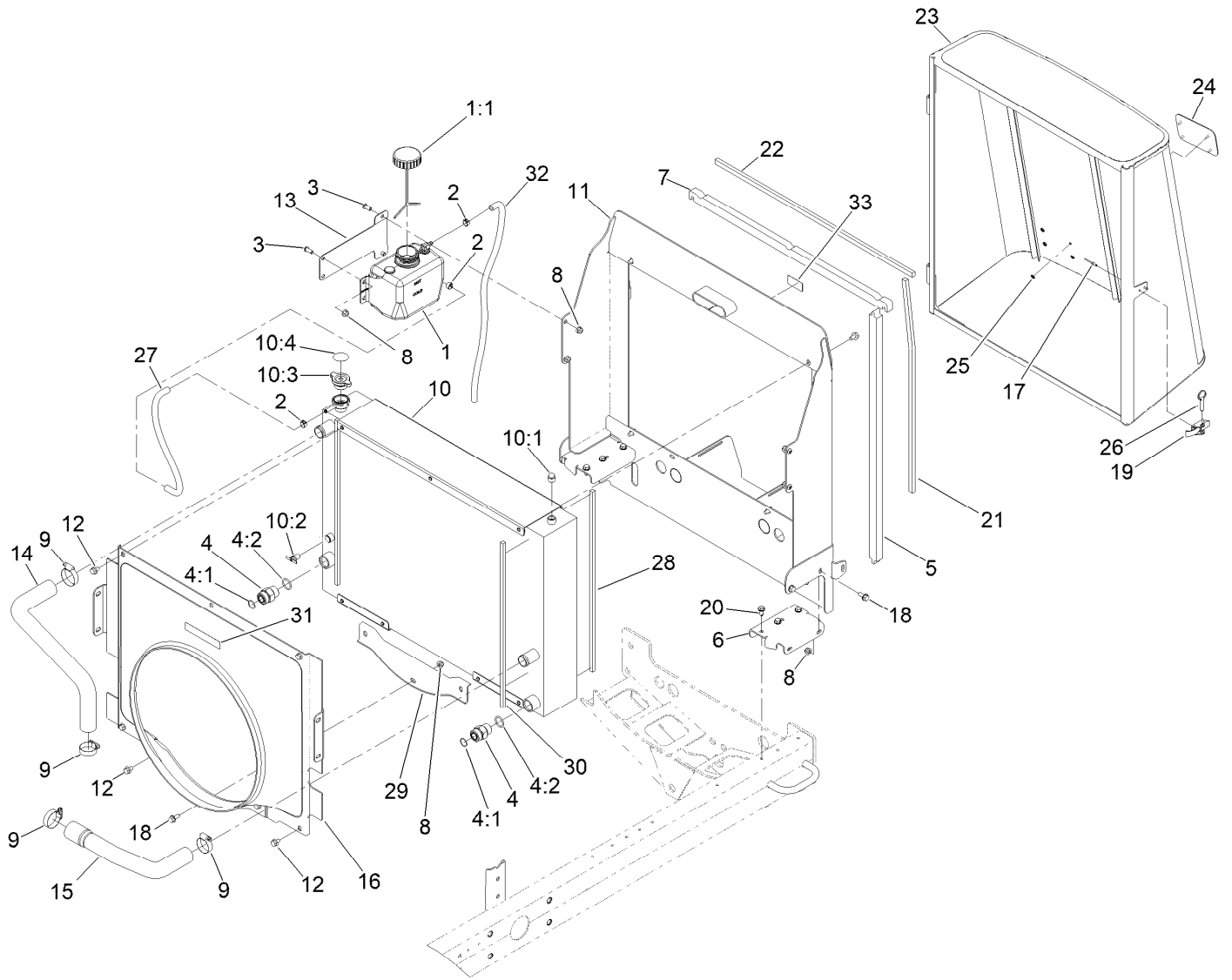
<i>Ref.</i>	<i>Part Number</i>	<i>Qty.</i>	<i>Description</i>	<i>Ref.</i>	<i>Part Number</i>	<i>Qty.</i>	<i>Description</i>
1	110-5255	2	Bumper-Base, Seat	12	125-2121-03	1	Hinge-Seatbase
2	104-8301	4	Nut-HF, NI	13	104-4821	1	Spring-Torsion
3	3231-27	4	Screw-CARR	14	3272-6	1	Pin-Cotter
4	283-83	2	Pin-Clevis	15	94-3829	1	Pin-Clevis
5	110-8971	1	Latch	16	3256-2	1	Washer-Flat
6	3290-307	4	Pin-Cotter	17	240-12	1	Grommet-Rubber
7	98-0917	2	Rod-Prop	18	145-2480-0P	1	Bracket-Harness
8	145-2450	1	Cover-Seatbase	19	99-6810	2	Screw-HHF
9	125-2122-03	1	Seat Base ASM	20	104-7201	2	Nut-HF, NI
10	3272-11	2	Pin-Cotter	21	131-8388	1	Socket-USB
11	3256-24	4	Washer-Plain				



Hood Assembly

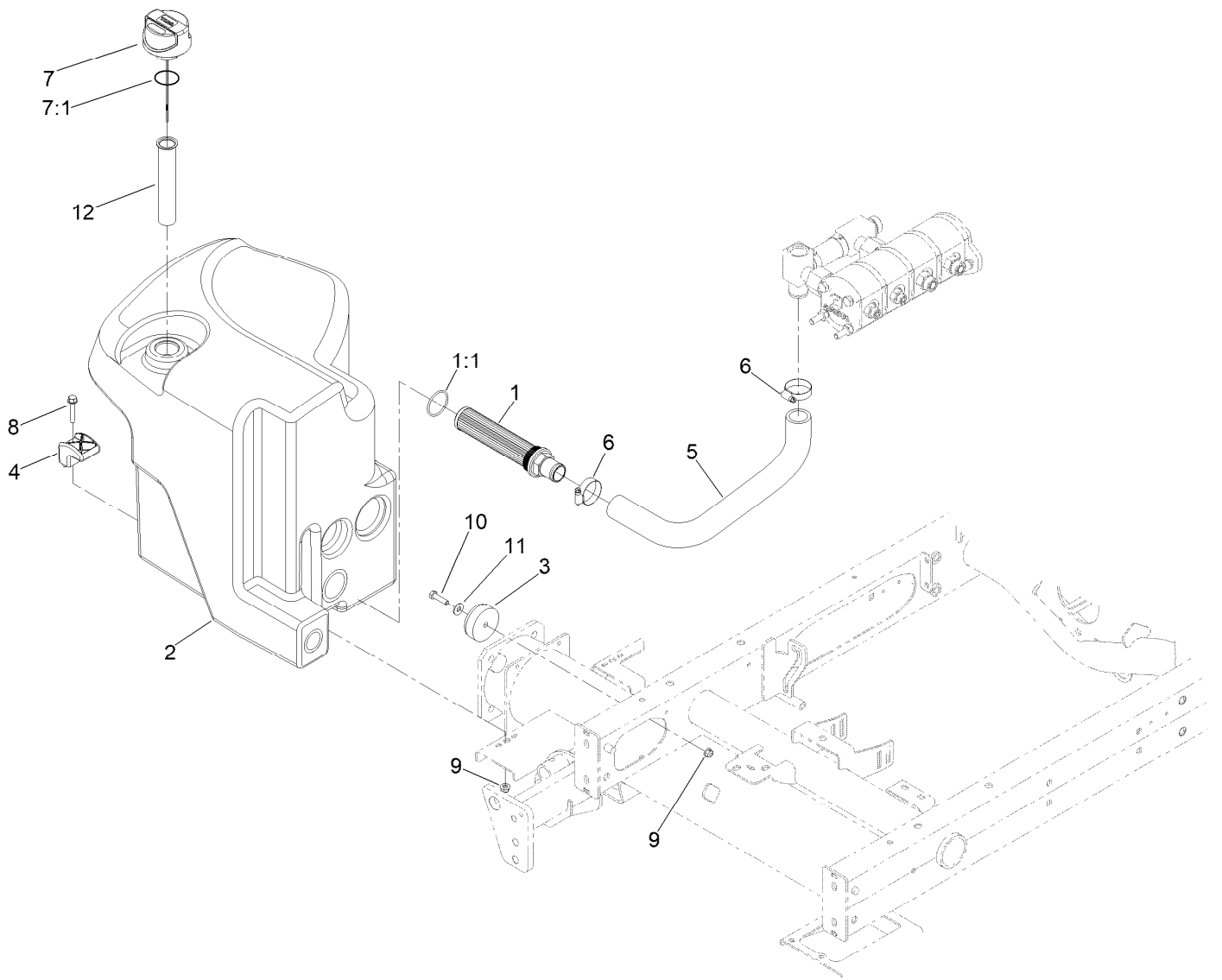
Ref.	Part Number	Qty.	Description	Ref.	Part Number	Qty.	Description
2	145-2456	1	Saddle-Hood	15	3296-12	4	Nut-Lock, NI
3	145-2542	1	Hood ASM (Gm4300D Service)	16	283-61	2	Pin-Yoke
3:2	66-6140	2	Decal	17	107-8042	2	Bumper-Rubber
3:3	106-6754	2	Decal-Danger	18	98-5398	1	Latch
3:4	117-0173	2	Decal	18:1	3218-20	1	Nut-Jam ●
3:5	110-8859	2	Decal	19	32104-32	6	Screw-HWH
3:6	121-1594	2	Decal-Smart Power	20	104-1453	1	Grommet
4	103-2897	2	Latch-Catch	22	99-4958	1	Spacer
5	103-2898	2	Latch-Rubber	23	110-8946	2	Clamp-Frame, Radiator
6	125-8813-03	1	Tube-Frame, Hood	24	3234-5	2	Screw-HHF
7	105-7512	2	Pin-Tie, Bow	25	104-8300	6	Nut-HF, NI
9	108-1790-03	2	Tube	26	3234-33	2	Screw-HHF
10	32104-17	12	Screw-HWH	27	121-5627-03	2	Guide-Hood
11	3234-21	10	Screw-HHF	28	110-5253-01	1	Adapter-Hood, LH
12	104-7201	12	Nut-HF, NI	29	110-5256-01	2	Bracket-Latch, Hood
13	32105-13	4	Screw-HWH	30	110-5254-01	1	Adapter-Hood, RH
14	3256-14	4	Washer-Flat	32	3234-17	4	Screw-HHF

● Not illustrated



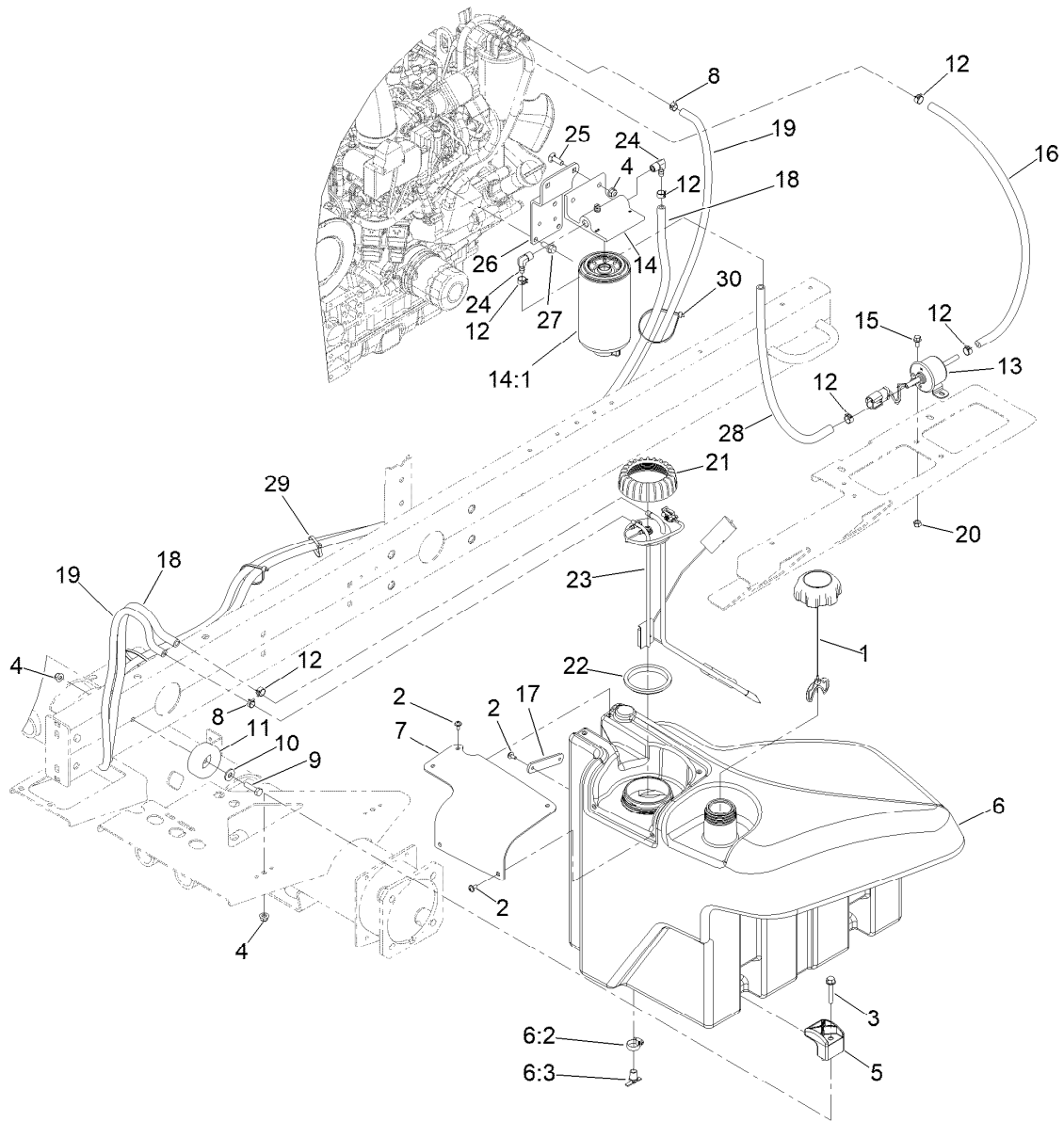
Radiator Assembly

Ref.	Part Number	Qty.	Description	Ref.	Part Number	Qty.	Description
1	120-5573	1	Coolant Reservoir ASM	14	133-2994	1	Hose-Formed
1:1	87-7050	1	Cap-Reservoir	15	121-5558	1	Hose-Radiator, Lower
2	92-2379	3	Clamp-Hose	16	125-2901	1	Shroud-Fan, Turbo Diesel
3	3274-55	5	Screw-HSBH	17	3269-15	2	Rivet-Pop
4	340-9	2	Fitting-STR	18	3234-5	5	Screw-HHF
4:1	237-58	1	O-Ring	19	115-1554	1	Latch-Draw
4:2	237-81	1	O-Ring	20	32104-32	6	Screw-HWH
5	121-5554	2	Seal-Foam	21	121-5575	2	Seal-Foam
6	110-5310-0P	2	Bracket - Mounting	22	121-5576	1	Seal-Foam
7	110-5276	2	Seal-Foam	23	120-3844-03	1	Screen
8	104-8300	10	Nut-HF, NI	24	93-6028	1	Plate-Logo
9	2412-3	4	Clamp-Hose	25	138-6996	4	Nut-Push
10	120-3840	1	Oil Cooler And Radiator ASM	26	115-1556	1	Pin-Ball, Detent
10:1	281-13	1	Plug-Pipe	27	110-8752	1	Hose-Fuel
10:2	304-46	1	Draincock	28	110-0969	2	Seal-Foam
10:3	93-5957	1	Cap-Radiator	29	125-2905	1	Cap-Shroud, Diesel
10:4	106-6755	1	Decal-Cap, Radiator	30	125-8767	2	Seal-Foam
11	120-3815-03	1	Frame-Radiator	31	93-7272	1	Decal-Warning
12	3234-30	14	Screw-HHF	32	110-3257	1	Hose-Fuel
13	121-5568-0P	1	Bracket-Reservoir	33	137-8127	1	Decal-No Spray



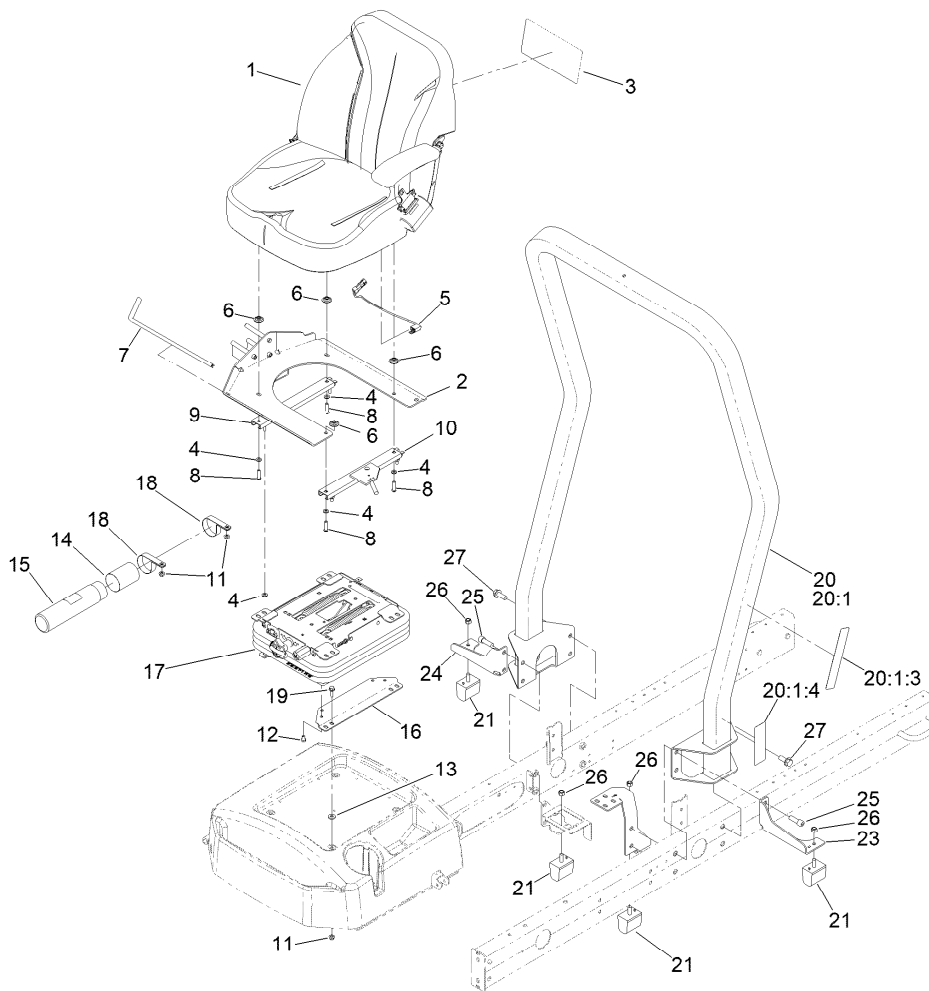
Hydraulic Tank Assembly

Ref.	Part Number	Qty.	Description
1	145-2463	1	Strainer-Tank, Hydraulic
1:1	340-136	1	O-Ring
2	145-2487	1	Tank-Hydraulic
3	108-1605	1	Bumper-Recess
4	107-4543	2	Clamp
5	144-2076	1	Hose-Suction
6	2412-3	2	Clamp-Hose
7	117-0193	1	Cap-Hydraulic, Vented Breather
7:1	237-101	1	O-Ring
8	94-5780	2	Screw-HWH
9	104-8300	3	Nut-HF, NI
10	322-6	1	Screw-HH
11	3256-3	1	Washer-Flat
12	61-2790	1	Filter-Screen



Fuel System Assembly

Ref.	Part Number	Qty.	Description	Ref.	Part Number	Qty.	Description
1	125-9173	1	Cap-Fuel, Diesel, Ultra Low Sulfur	14:1	125-2915	1	Filter-Fuel/Water Separator
2	109-2661	7	Screw-PPH	15	3234-33	2	Screw-HHF
3	94-5780	2	Screw-HWH	16	109-0308	1	Hose-Fuel
4	104-8300	5	Nut-HF, NI	17	125-2945	1	Strap-Cable
5	107-4543	2	Clamp	18	121-5608	1	Hose-Fuel
6	125-2907	1	Fuel Tank ASM	19	121-5614	1	Hose-Fuel
6:2	2412-36	1	Clamp-Hose	20	3296-42	2	Nut-Lock, NI
6:3	304-46	1	Draincock	21	115-2162	1	Cap-Pump, Fuel
7	125-2903	1	Cover-Pump/Sender	22	115-2163	1	Gasket-Pump, Fuel
8	2412-98	2	Clamp-Hose	23	121-5642	1	Sender-Fuel
9	322-6	1	Screw-HH	24	353-781	2	Fitting-HYD, 90
10	3256-3	1	Washer-Flat	25	3230-22	2	Screw-CARR
11	108-1605	1	Bumper-Recess	26	120-6299-0P	1	Bracket-Separator
12	92-2379	6	Clamp-Hose	27	33104-020	3	Screw-HHF
13	121-5613	1	Pump-Fuel, Electric	28	109-0274	1	Hose-Fuel
14	125-2914	1	Filter-Separator	29	3290-378	5	Tie-Cable
				30	3290-379	1	Tie-Cable

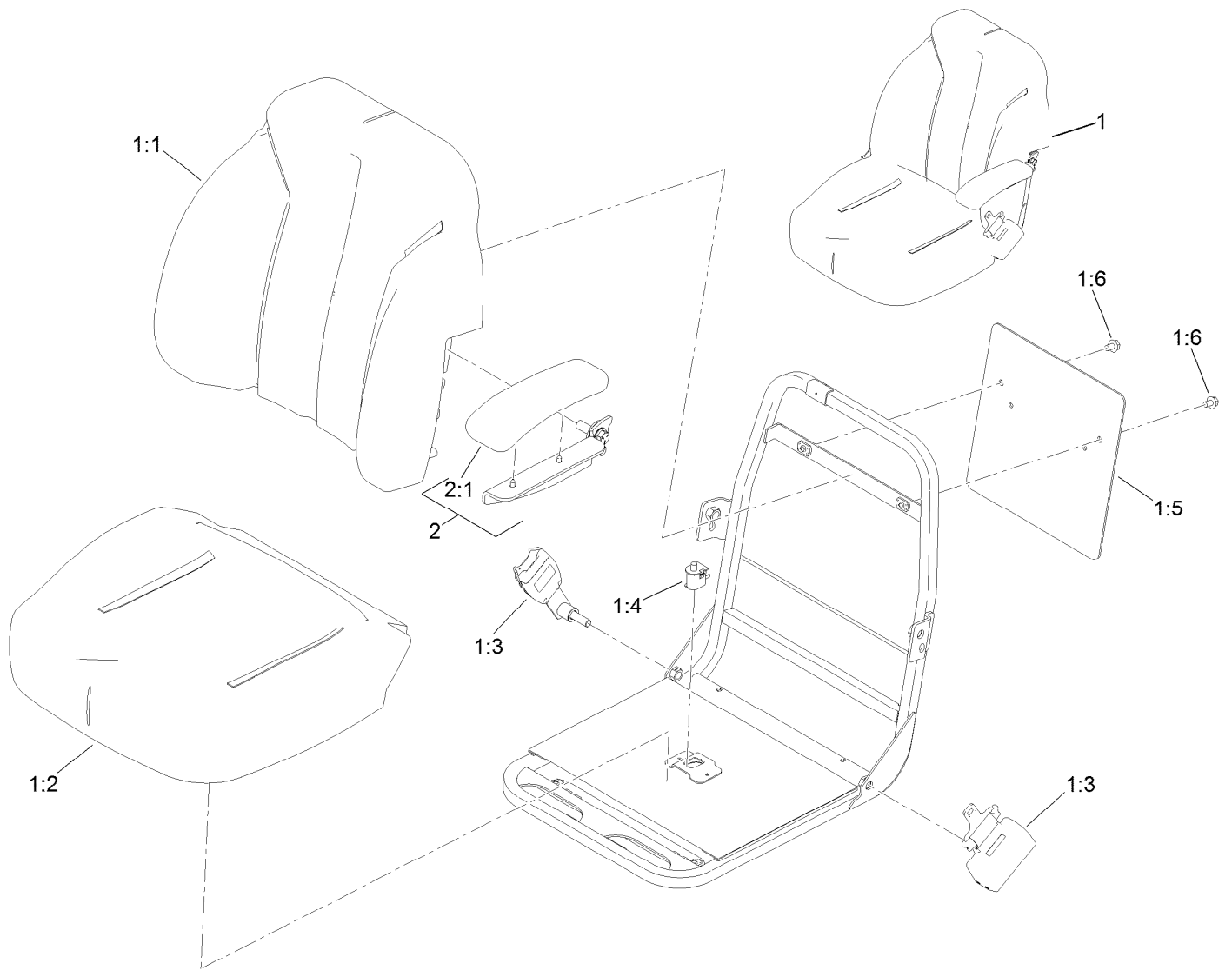


Seat Mount Assembly

Ref.	Part Number	Qty.	Description
1	139-2700	1	Seat ASM
2	138-6985-03	1	Mount-Seat
3	145-2573	1	Decal-Service
4	3256-23	8	Washer-Plain
5	108-8657	1	Harness-Wire, Seat
6	136-9002	4	Spacer-Mounting
7	130-7100	1	Trim-Seatbase
8	3290-511	4	Screw-HSBH
9	92-8990	1	Adjuster-Seat, Non-Locking
10	92-8991	1	Adjuster (W/Latch)
11	104-8300	8	Nut-HF, NI
12	48-7680	4	Screw-HH
13	71-9310	4	Spacer
14	104-7048	1	Cap-Housing
15	104-7050	1	Tube-Manual

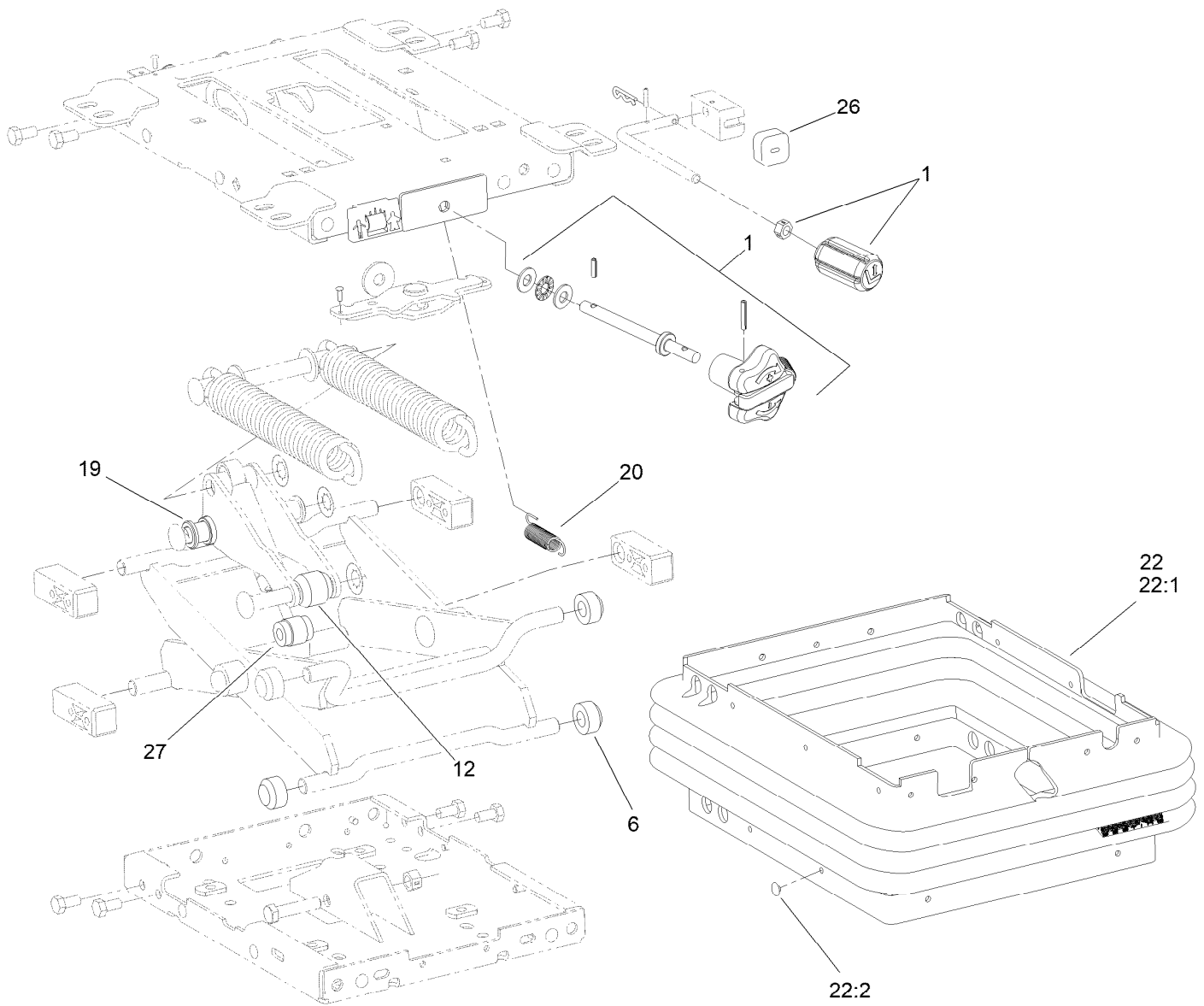
Ref.	Part Number	Qty.	Description
16	108-6590-0P	2	Bracket-Seat, Lower
17	145-5295	1	Suspension ASM
18	2412-133	2	Clamp-R
19	3234-17	4	Screw-HHF
20	136-7954	1	ROPS ASM
20:1		1	ROPS ASM ●
20:1:3	136-3702	1	Decal-Safety, ROPS
20:1:4	136-2159	1	Decal-Seat Service
21	87-3470	4	Bumper
23	117-0184-03	1	Bracket-Bumper, LH
24	117-0233-03	1	Bracket-Bumper, RH
25	3274-4	4	Screw-HSH
26	33025-00	4	Nut-Lock, NI
27	3234-38	4	Screw-HHF

● Not serviced separately



Seat Assembly No. 139-2700

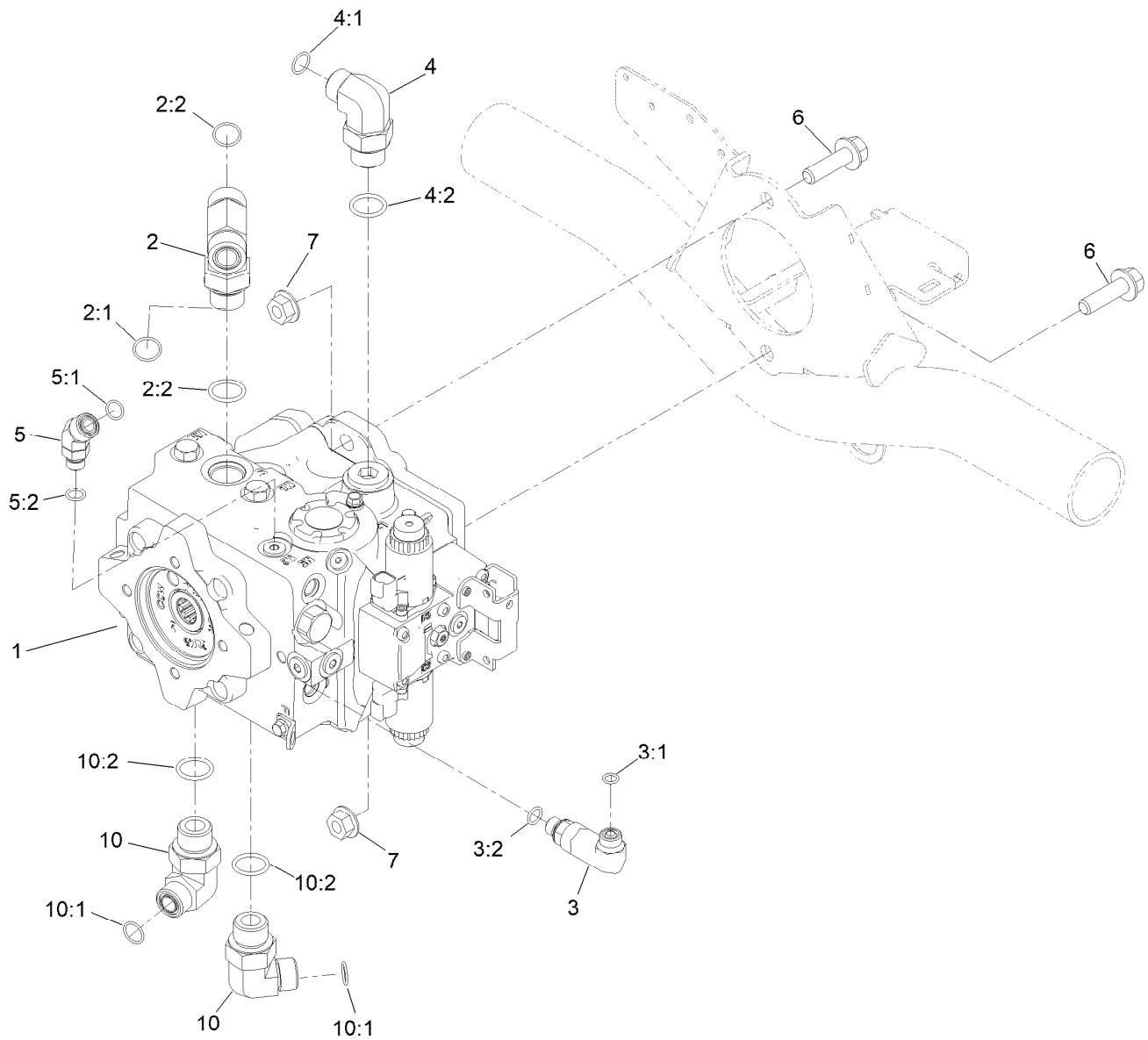
Ref.	Part Number	Qty.	Description
1	139-2680	1	Seat ASM
1:1	145-0083	1	Cover-Seat, Back
1:2	145-0084	1	Cover-Seat, Bottom
1:3	139-2707	1	Seat Belt Kit
1:4	82-2190	1	Switch-Bail
1:5	139-2701	1	Plate-Decal
1:6	3234-30	2	Screw-HHF
2	121-3660	1	LH Arm Rest Kit
2:1	110-4163	1	Cushion-Rest, Arm



Mechanical Seat Suspension Assembly No. 145-5295

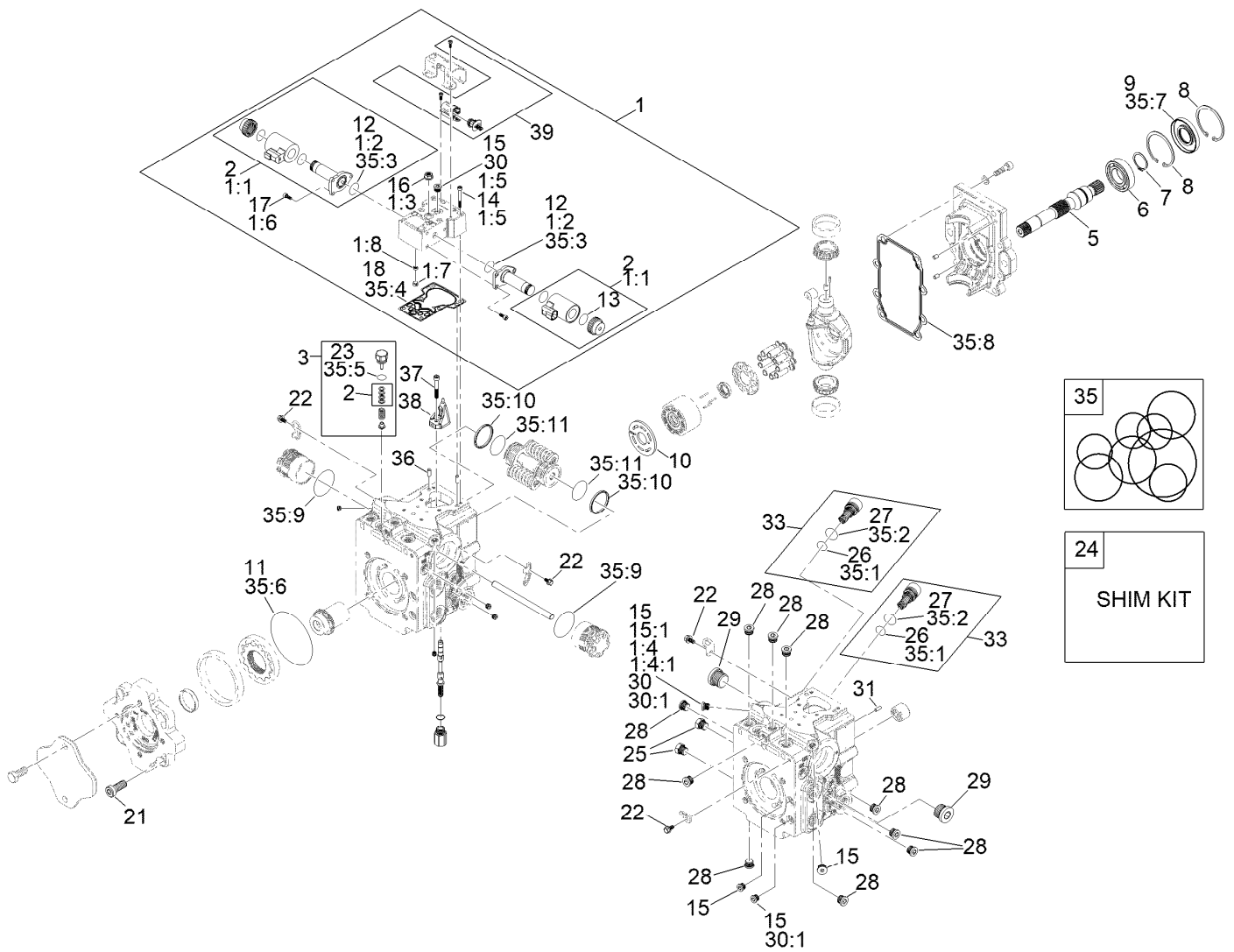
Ref.	Part Number	Qty.	Description
1	145-5296	1	Knob Service Kit
6	108-9632	4	Roller
12	145-5297	1	Roller-Plastic, 36MM
19	108-9622	2	Tube
20	108-9633	1	Spring-Extension
22	112-0164	1	Boot Kit
22:1		1	Boot-Suspension ●
22:2	108-9641	21	Clip-Plug
26	108-9634	1	Bumper
27	108-9614	1	Damper

● Not serviced separately



Traction Pump Assembly

<i>Ref.</i>	<i>Part Number</i>	<i>Qty.</i>	<i>Description</i>	<i>Ref.</i>	<i>Part Number</i>	<i>Qty.</i>	<i>Description</i>
1	144-2060	1	Pump-Hydraulic	4:2	237-81	1	O-Ring
2	104-4836	1	Fitting-Tee	5	340-96	1	Adapter
2:1	237-58	2	O-Ring	5:1	237-30	1	O-Ring
2:2	237-81	1	O-Ring	5:2	237-42	1	O-Ring
3	145-2645	1	Fitting-Elbow 90 Long	6	130-6481	2	Screw-HHF
3:1	237-22	1	O-Ring	7	32128-49	2	Nut-HHF
3:2	237-42	1	O-Ring	10	340-139	2	Fitting-Elbow 90
4	340-142	1	Fitting-Elbow, 90 DEG	10:1	237-81	1	O-Ring
4:1	237-58	1	O-Ring	10:2	237-65	1	O-Ring

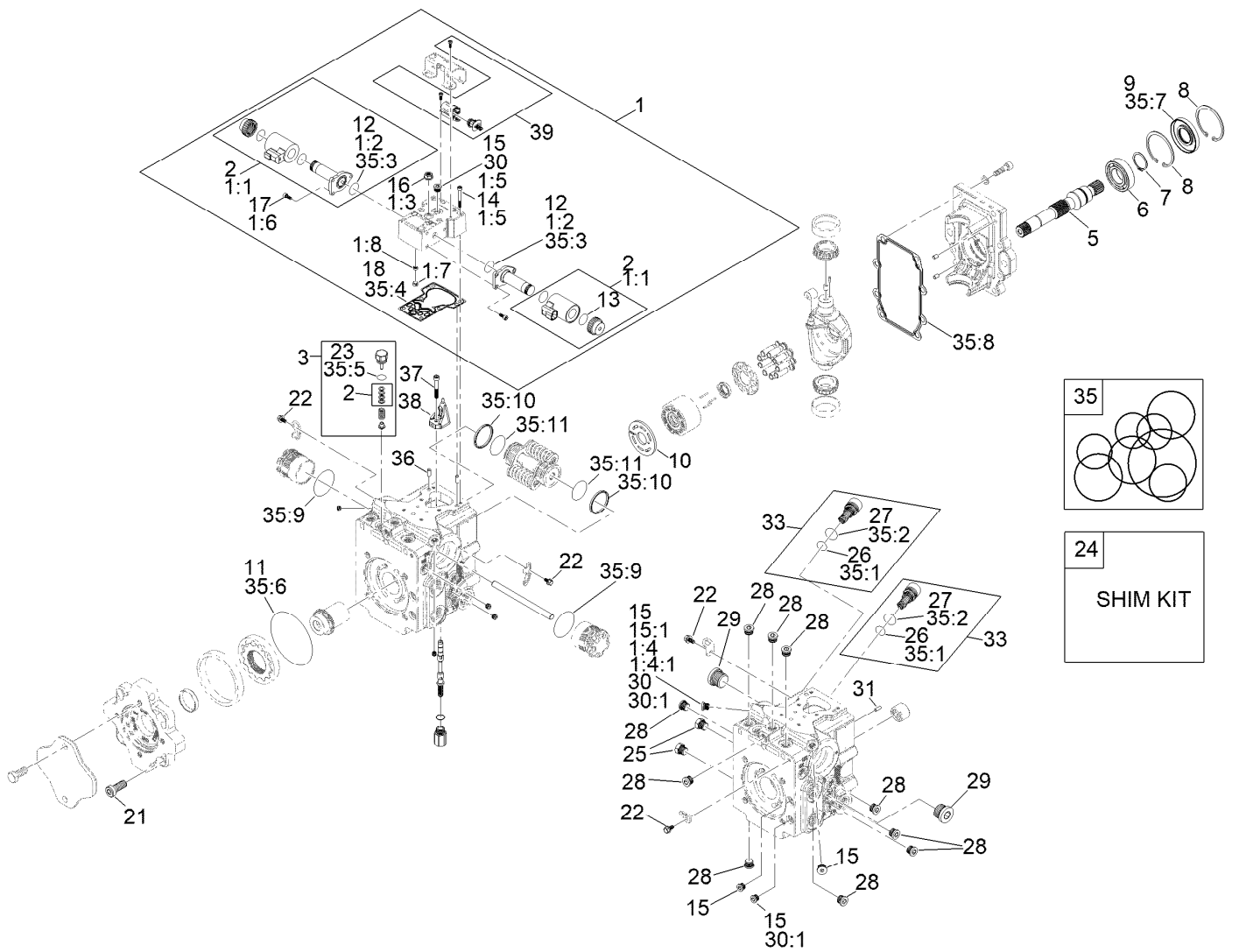


Hydraulic Pump Assembly No. 144-2060

Ref.	Part Number	Qty.	Description	Ref.	Part Number	Qty.	Description
1	136-3209	1	Control Kit (12 Volt)	11	161-7206	1	O-Ring As568-244 Nbr90
1:1	132-6204	2	Coil Kit	12	125-5288	2	O-Ring
1:2	125-5288	2	O-Ring	13	131-7388	2	O-Ring
1:3	125-5273	1	Nut-Seal	14	125-5274	6	Screw
1:4	75-0170	1	Plug-Thread, Straight	15	75-0170	4	Plug-Thread, Straight
1:4:1	92-8777	1	O-Ring	15:1	92-8777	1	O-Ring
1:5	125-5274	6	Screw	16	161-7200	1	Nut-Hex Seal
1:6	125-5272	6	Screw	17	125-5272	6	Screw
1:7	136-3213	1	Gasket-Control	18	125-5283	1	Gasket-Control
1:8	136-3218	1	Sensor Kit	21	125-5282	4	Screw
2	125-5294	2	Coil Kit	22	125-5270	4	Screw
3	161-7203	1	Charge Relief Valve	23	125-5298	1	O-Ring
5	139-4811	1	Shaft-13Tooth	24	92-1353	1	Shim Kit
6	139-4820	1	Bearing-Ball	25	136-1026	1	Plug ASM
7	139-4806	1	Ring-Retaining	26	75-0240	2	O-Ring
8	139-4831	2	Ring-Retaining	27	84-0560	2	O-Ring
9	161-7202	1	Oil Seal-Black	28	69-3080	10	Plug
10	139-4813	1	Plate-Valve	29	69-3130	1	Plug

● Not illustrated

■ Not serviced separately

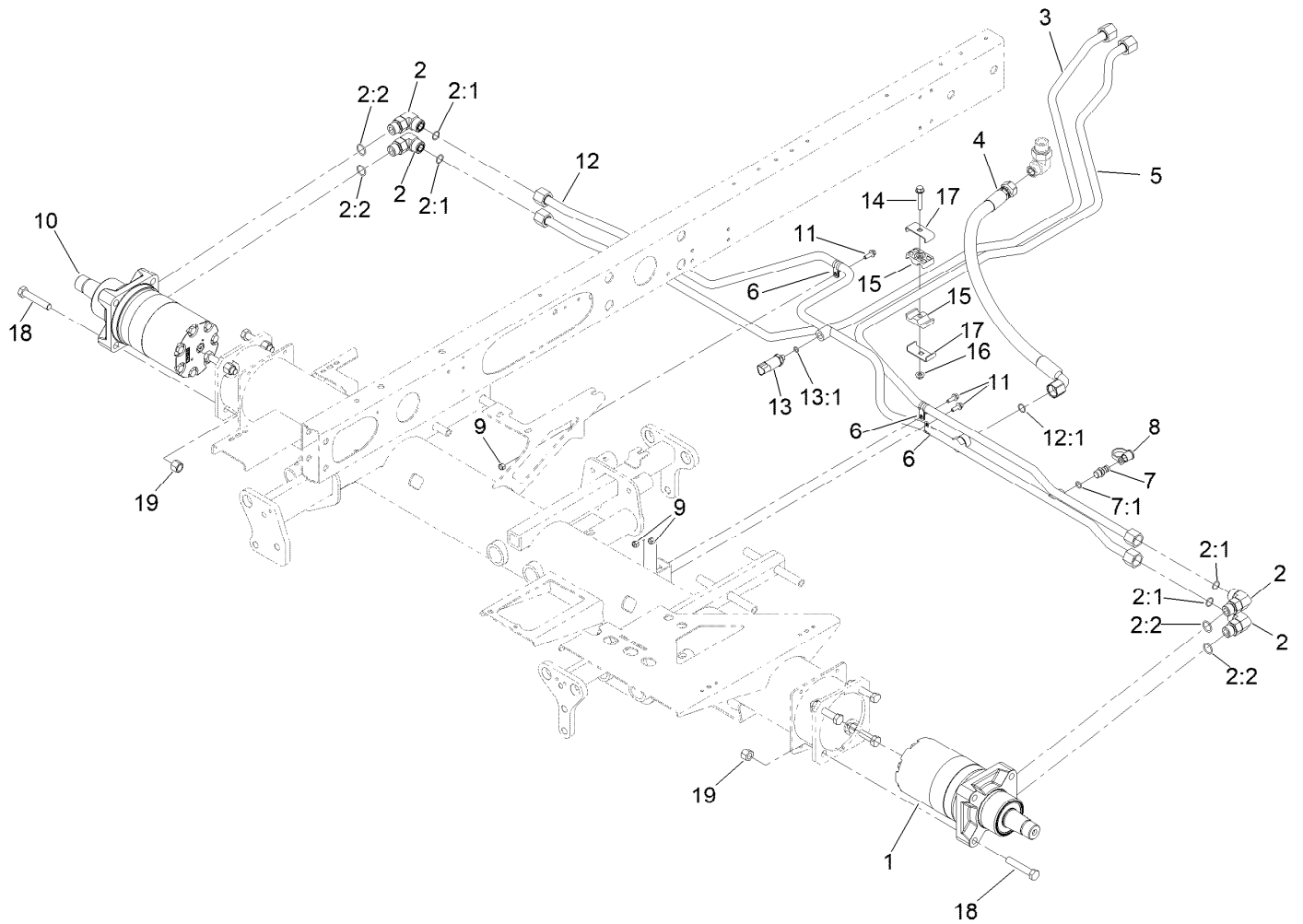


Hydraulic Pump Assembly No. 144-2060 (continued)

Ref.	Part Number	Qty.	Description	Ref.	Part Number	Qty.	Description
30	75-0170	4	Plug-Thread, Straight	35:6	132-6206	1	O-Ring
30:1	92-8777	1	O-Ring	35:7	127-6214	1	Seal-Lip
31	75-0510	1	Pin	35:8		1	Gasket ■
33	161-7204	1	Valve-Scr Assembly 260 Bar (3770 PSI)	35:9		2	O-Ring ■
35	132-6205	1	Overhaul Seal Kit	35:10		2	Piston Ring ■
35:1	75-0240	2	O-Ring	35:11		2	O-Ring ■
35:2	84-0560	2	O-Ring	36	136-3215	2	Pin
35:3	125-5288	2	O-Ring	37	136-3216	1	Screw, M6 X 35
35:4	125-5283	1	Gasket-Control	38	136-3217	1	Link - Swashplate Feedback
35:5	125-5298	1	O-Ring	39	136-3218	1	Sensor Kit ●

● Not illustrated

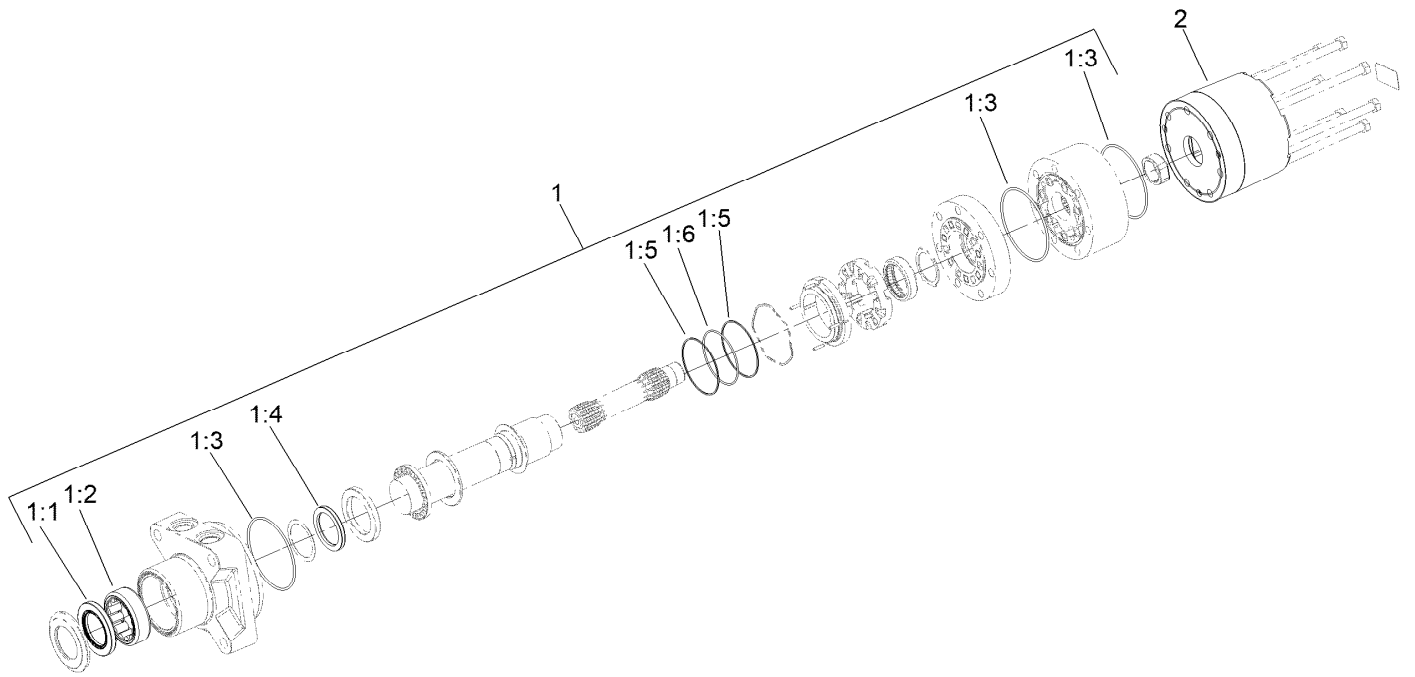
■ Not serviced separately



Traction Hydraulic Circuit Assembly

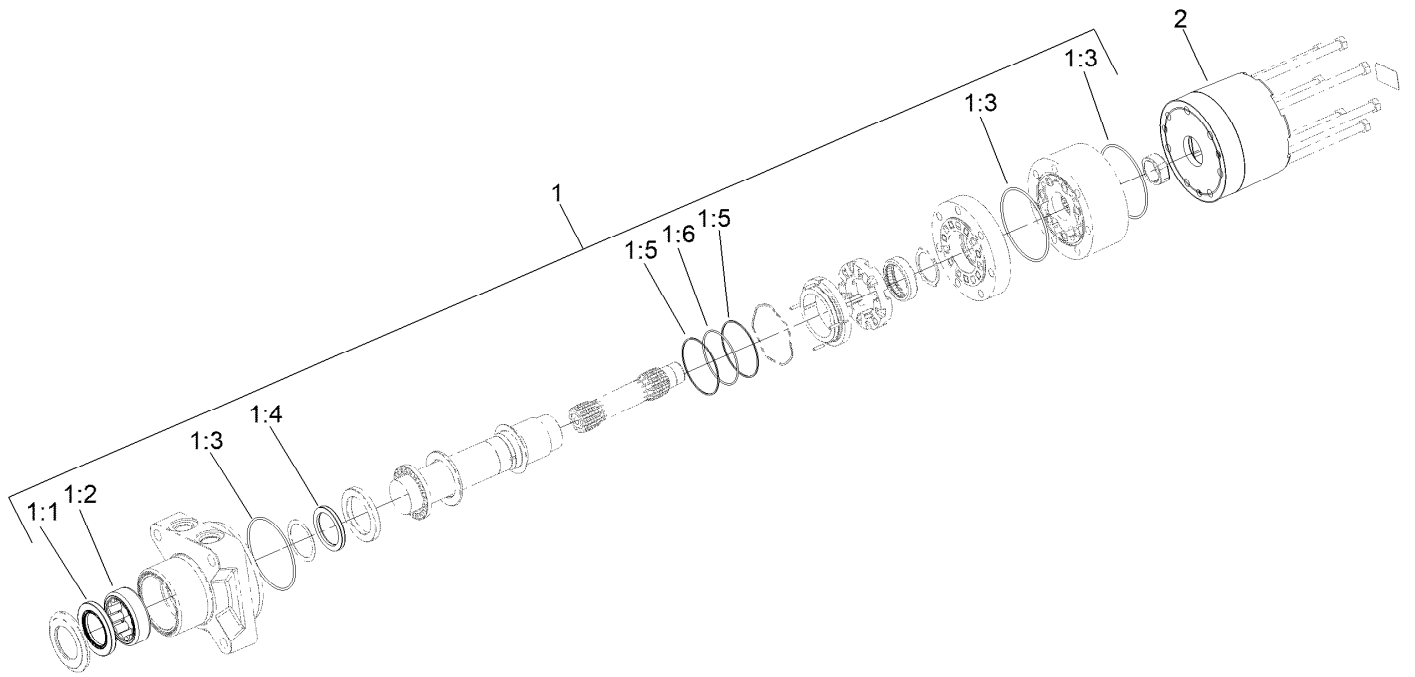
Ref.	Part Number	Qty.	Description
1	139-6038	1	Hydraulic Motor ASM
2	340-17	4	Fitting-Elbow, 90 DEG
2:1	237-65	1	O-Ring
2:2	237-80	1	O-Ring
3	114-0425	1	Hydraulic Tube ASM
4	108-1679	1	Hose-HYD
5	114-0424	1	Hydraulic Tube ASM
6	2412-134	3	Clamp-R
7	59-7410	1	Fitting-Diagnostic
7:1	237-42	1	O-Ring
8	354-79	1	Cap-Dust
9	3296-42	3	Nut-Lock, NI

Ref.	Part Number	Qty.	Description
10	139-6039	1	Hydraulic Motor ASM
11	3234-4	3	Screw-HHF
12	114-0389	1	Hydraulic Tube ASM
12:1	237-65	1	O-Ring
13	119-0011	1	Pressure Transducer ASM
13:1	237-78	1	O-Ring
14	94-5780	1	Screw-HWH
15	56-7971	2	Clamp-Tube
16	104-8300	1	Nut-HF, NI
17	119-1419	2	Plate-Clamp
18	325-11	8	Screw-HH
19	3296-23	8	Nut-Lock, NI



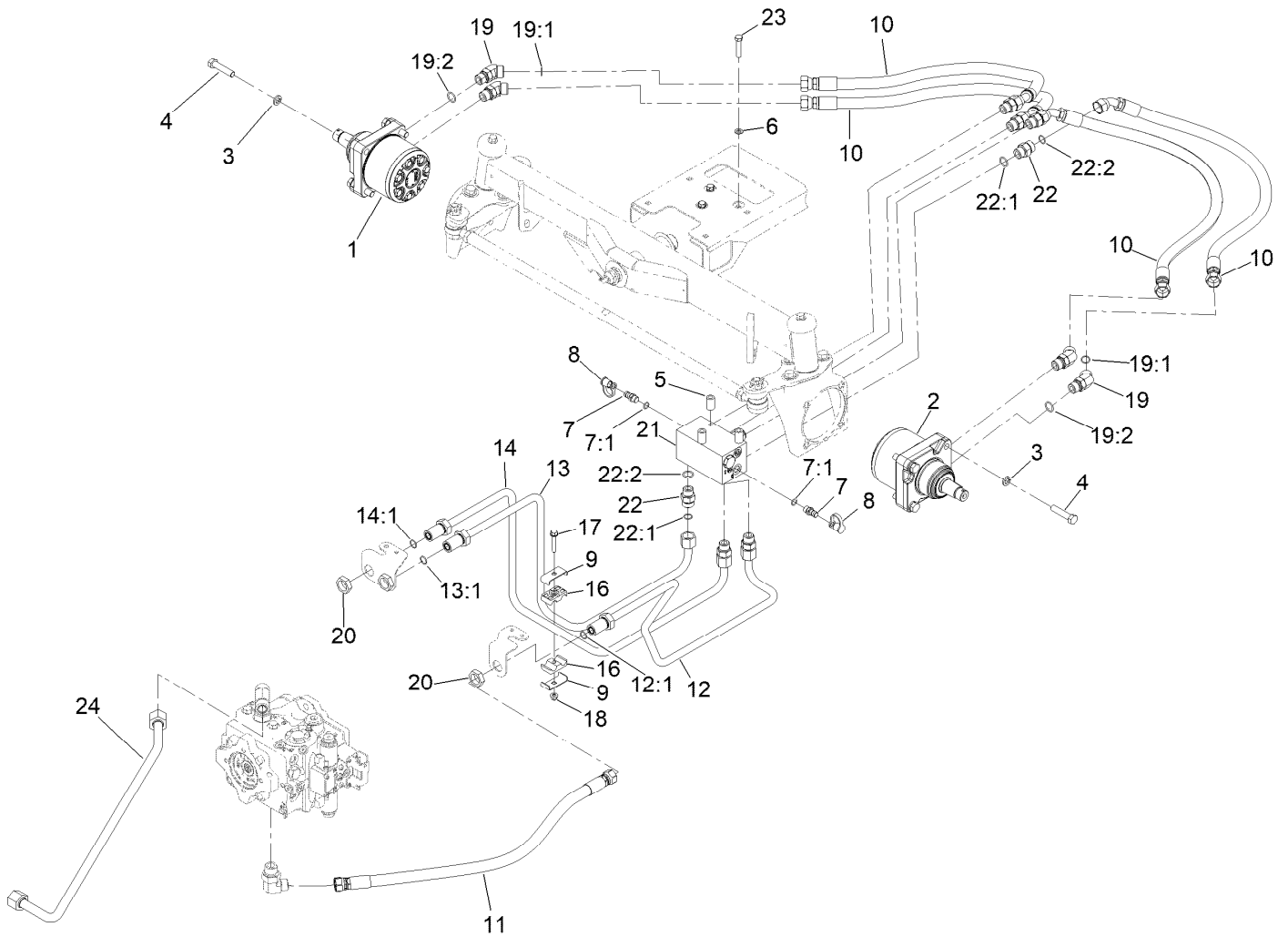
Hydraulic Motor Assembly No. 139-6038

<i>Ref.</i>	<i>Part Number</i>	<i>Qty.</i>	<i>Description</i>
1	161-7208	1	Seal Kit
1:1	161-7209	1	Seal, Grease
1:2	161-7210	1	Shell, Bearing
1:3	161-7211	3	O-Ring
1:4	161-7212	1	Shaft Seal (HP)
1:5	161-7213	2	Back-Up Ring
1:6	161-7214	1	O-Ring
2	145-2597	1	Brake Housing ASM



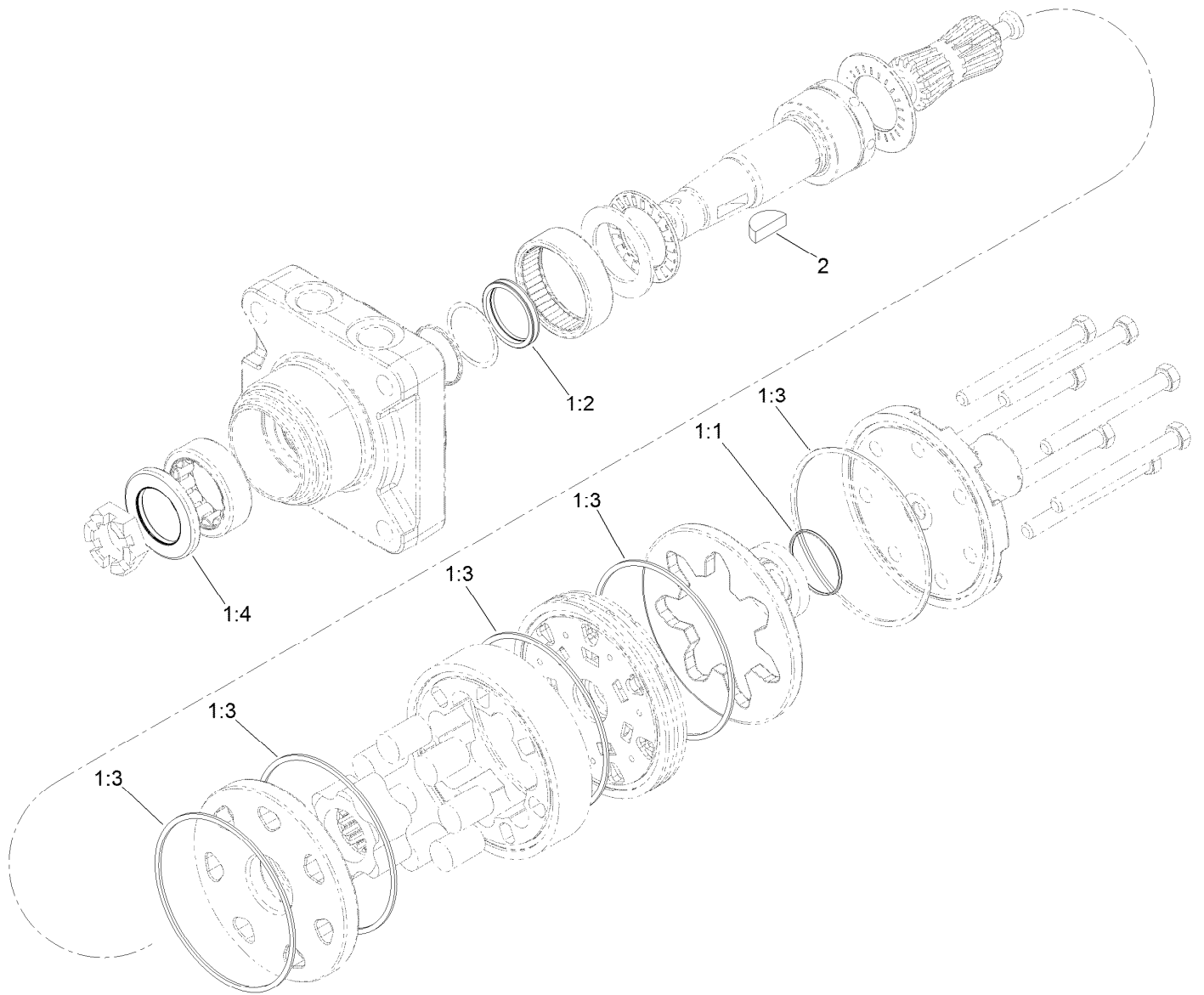
Hydraulic Motor Assembly No. 139-6039

<i>Ref.</i>	<i>Part Number</i>	<i>Qty.</i>	<i>Description</i>
1	161-7208	1	Seal Kit
1:1	161-7209	1	Seal, Grease
1:2	161-7210	1	Shell, Bearing
1:3	161-7211	3	O-Ring
1:4	161-7212	1	Shaft Seal (HP)
1:5	161-7213	2	Back-Up Ring
1:6	161-7214	1	O-Ring
2	145-2597	1	Brake Housing ASM



Rear Traction Hydraulic Circuit

Ref.	Part Number	Qty.	Description	Ref.	Part Number	Qty.	Description
1	138-0436	1	Motor-Hydraulic, CW	14	108-7624	1	Tube ASM
2	138-0435	1	Motor-Hydraulic, CCW	14:1	237-65	1	O-Ring
3	3253-7	8	Washer-Lock	16	56-7971	2	Clamp-Tube
4	325-9	8	Screw-HH	17	94-5780	1	Screw-HWH
5	93-6981	3	Spacer	18	104-8300	1	Nut-HF, NI
6	3253-21	3	Washer-Lock	19	340-14	4	Fitting-HYD, 45 DEG
7	59-7410	2	Fitting-Diagnostic	19:1	237-65	1	O-Ring
7:1	237-42	1	O-Ring	19:2	237-80	1	O-Ring
8	354-79	2	Cap-Dust	20	340-74	3	Nut-Lock, Bulkhead
9	119-1419	2	Plate-Clamp	21	108-1825	1	HYD Manifold ASM
10	106-3662	4	Hose-HYD	22	340-7	7	Fitting-Straight
11	108-7645	1	Hose-HYD	22:1	237-65	1	O-Ring
12	108-7626	1	Tube ASM	22:2	237-80	1	O-Ring
12:1	237-65	1	O-Ring	23	323-9	3	Screw-HH
13	108-7625	1	Tube ASM	24	145-2560	1	Hydraulic Tube ASM
13:1	237-65	1	O-Ring				

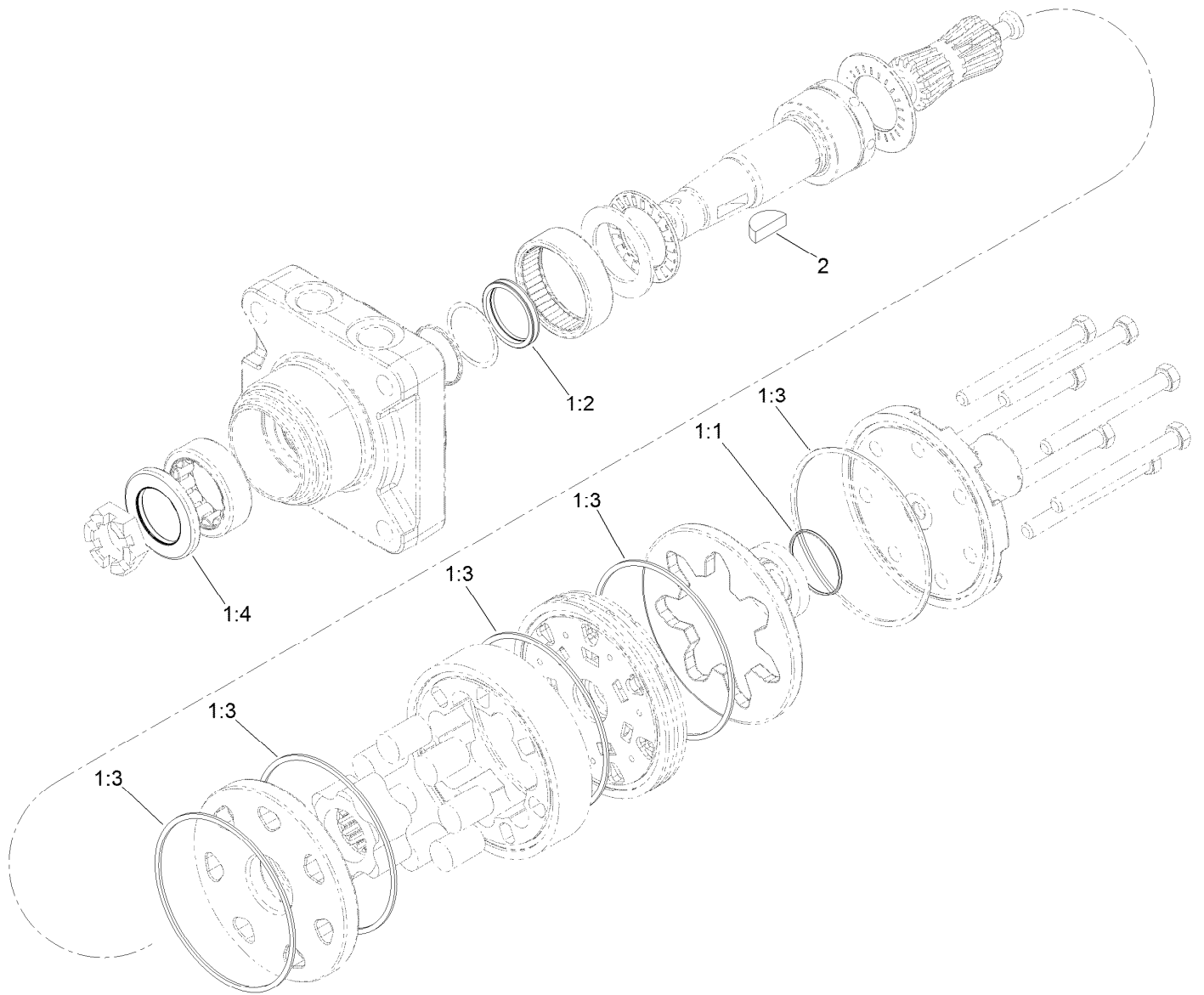


Hydraulic Motor Assembly No. 138-0436

<i>Ref.</i>	<i>Part Number</i>	<i>Qty.</i>	<i>Description</i>
1	110-8897	1	Seal Kit ●
1:1		1	Seal-Commutator, Vespel ■
1:2		1	Seal-Shaft ■
1:3		5	Seal-Body, Buna ■
1:4		1	Seal-Dirt / Water ■
2	3257-42	1	Key-Woodruff

● Not illustrated

■ Not serviced separately

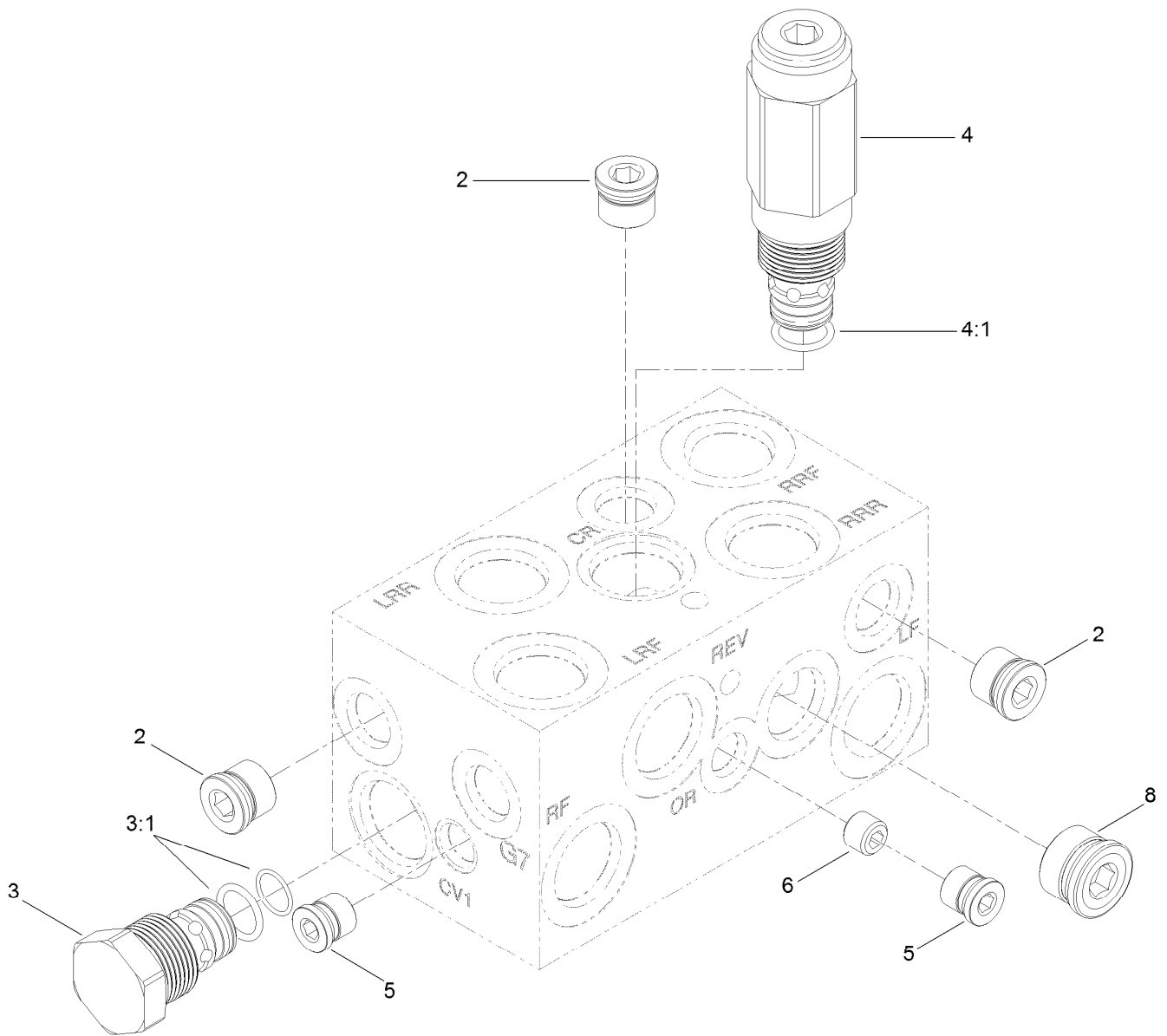


Hydraulic Motor Assembly No. 138-0435

<i>Ref.</i>	<i>Part Number</i>	<i>Qty.</i>	<i>Description</i>
1	110-8897	1	Seal Kit ●
1:1		1	Seal-Commutator, Vespel ■
1:2		1	Seal-Shaft ■
1:3		5	Seal-Body, Buna ■
1:4		1	Seal-Dirt / Water ■
2	3257-42	1	Key-Woodruff

● Not illustrated

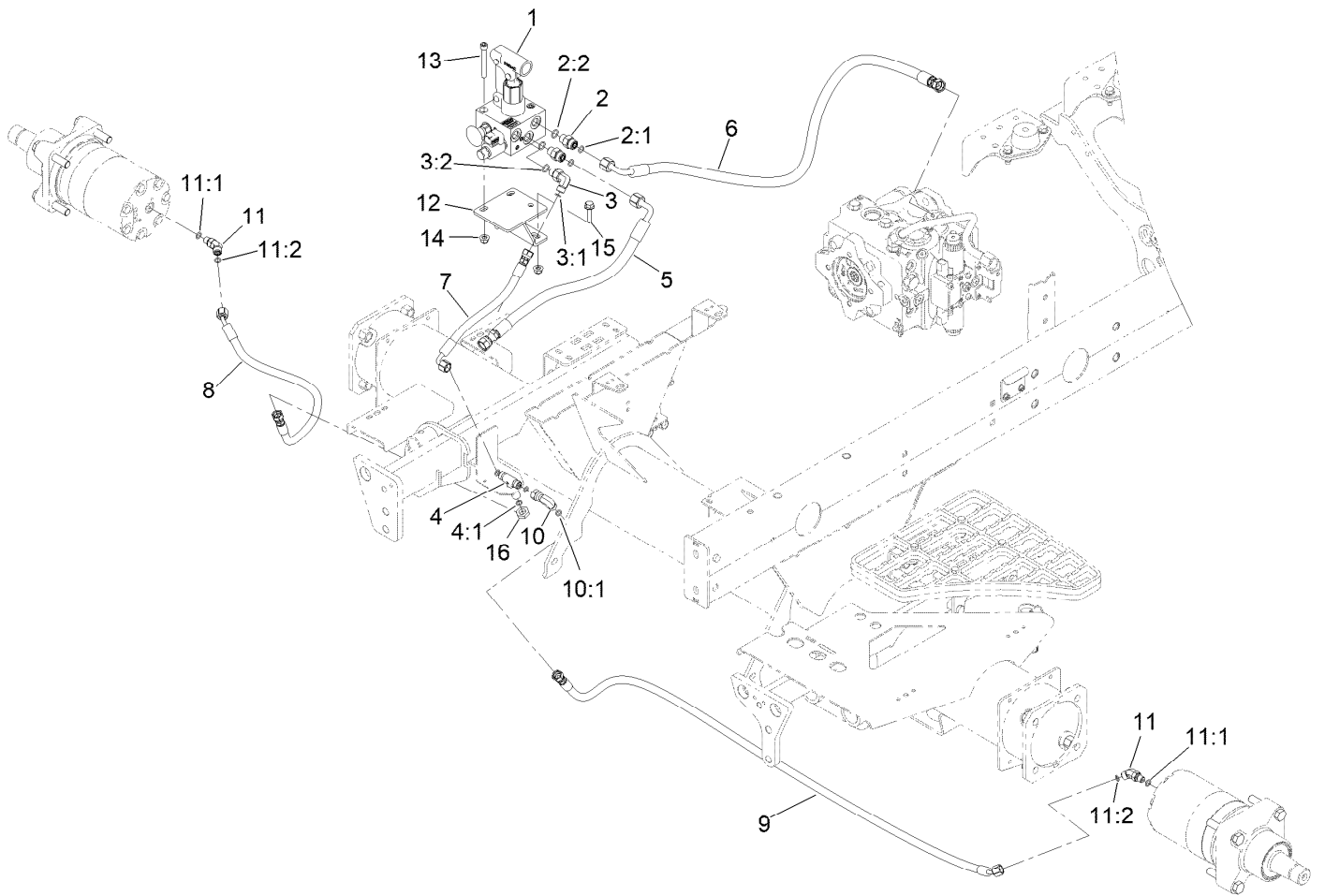
■ Not serviced separately



Four Wheel Drive Manifold Assembly No. 108-1825

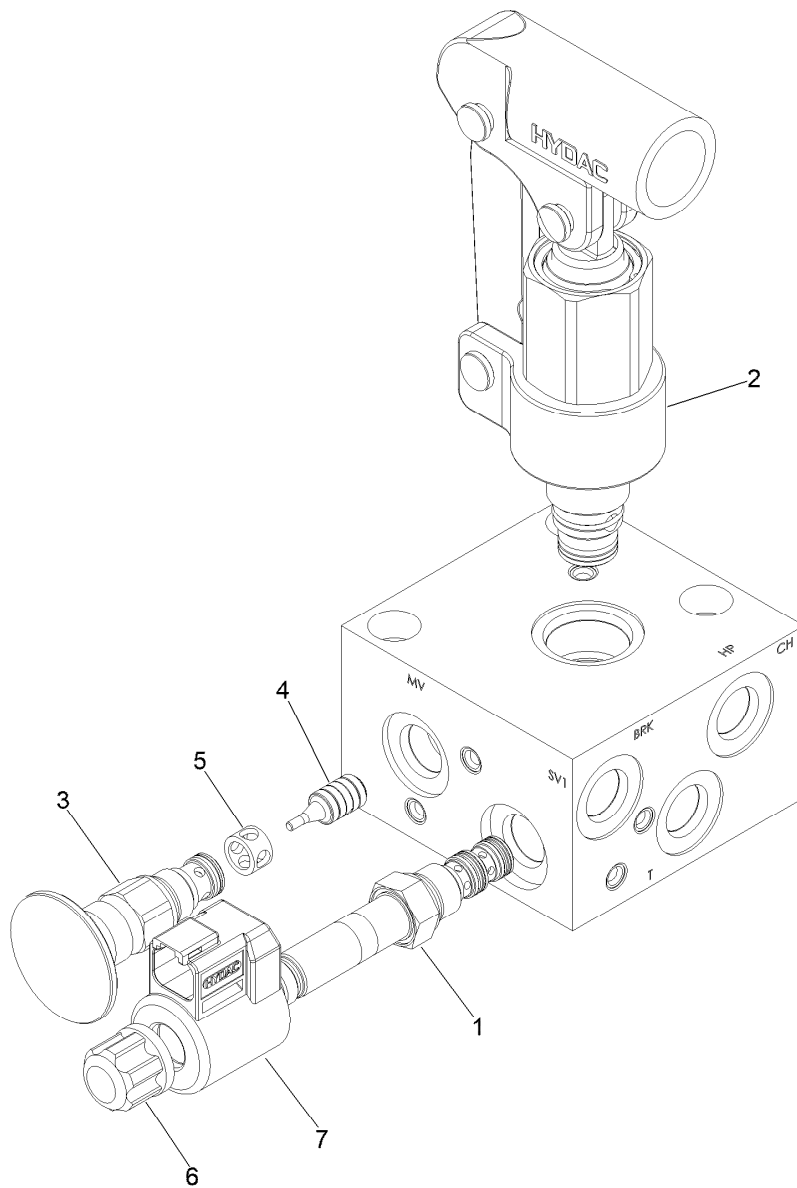
<i>Ref.</i>	<i>Part Number</i>	<i>Qty.</i>	<i>Description</i>
2	106-1026	3	Plug-HYD
3	110-8881	2	Valve-Check
3:1	105-9159	1	Seal Kit ●
4	110-8882	1	Valve-Relief, Cross Over
4:1	110-6316	1	Seal Kit
5	106-1025	2	Plug-HYD
6	110-8883	1	Plug-Orifice (0.040)
8	106-1027	1	Plug

● Not illustrated



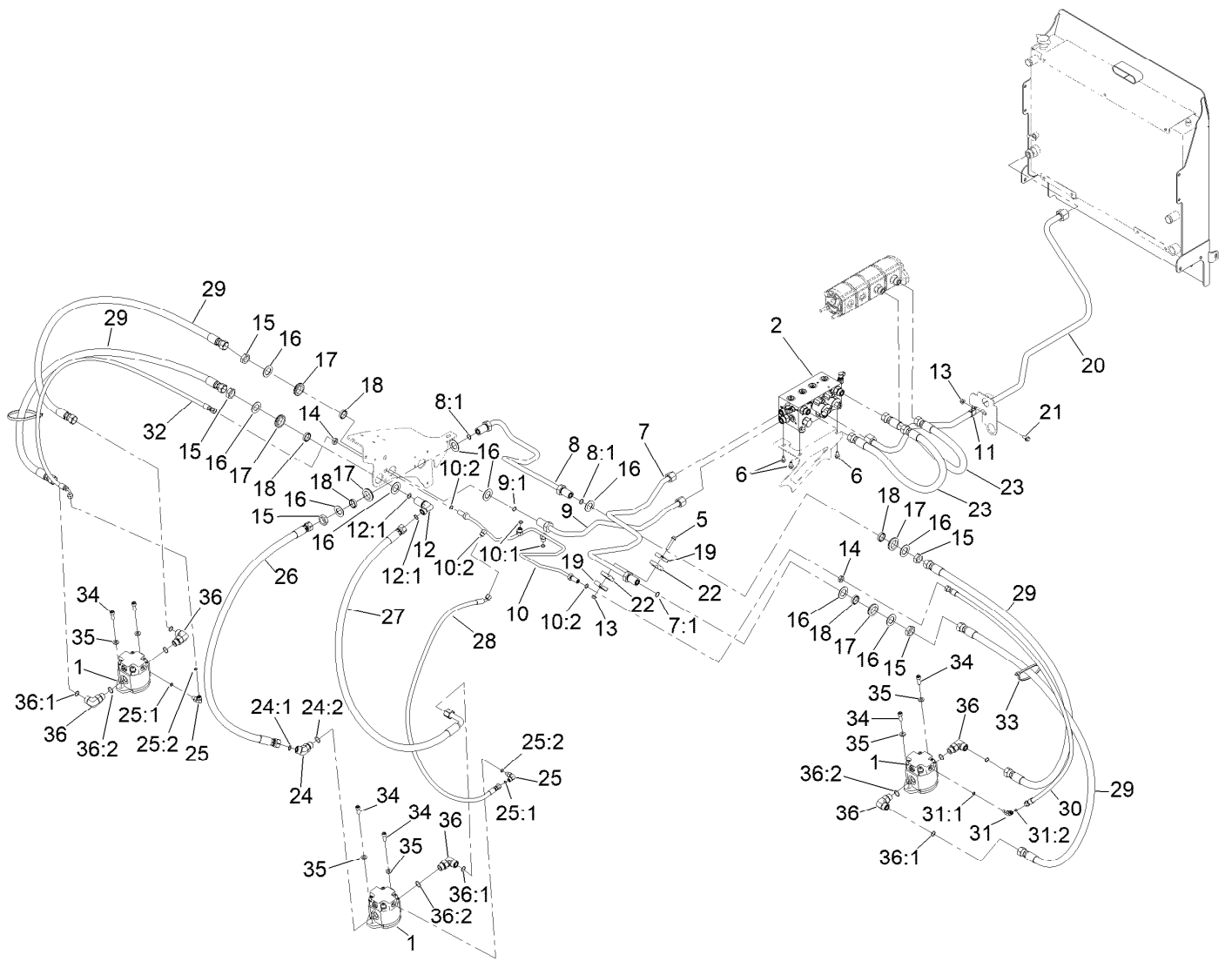
Hydraulic Brake Assembly

Ref.	Part Number	Qty.	Description	Ref.	Part Number	Qty.	Description
1	139-6046	1	Manifold-Brake Release	9	115-2029	1	HYD Hose ASM
2	340-2	2	Fitting-Straight	10	92-2745	1	Elbow-90
2:1	237-22	1	O-Ring	10:1	237-21	1	O-Ring
2:2	237-42	1	O-Ring	11	340-103	2	Fitting-HYD, 45 DEG
3	340-82	1	Fitting-Elbow, 90 DEG	11:1	237-78	1	O-Ring
3:1	237-42	1	O-Ring	11:2	237-21	1	O-Ring
3:2	237-21	1	O-Ring	12	145-2459-03	1	Mount - Brake Release [black]
4	140-7452	1	Fitting-Tee, Bulkhead	13	3274-40	3	Screw-HSH
4:1	237-21	3	O-Ring	14	104-8300	5	Nut-HF, NI
5	145-2481	1	Hose ASM-Hydraulic	15	3234-29	2	Screw-HHF
6	145-2455	1	Hose ASM-Hydraulic	16	340-78	1	Nut-Lock
7	121-4455	1	Hose-HYD				
8	145-2599	1	Hose ASM-HYD HP				



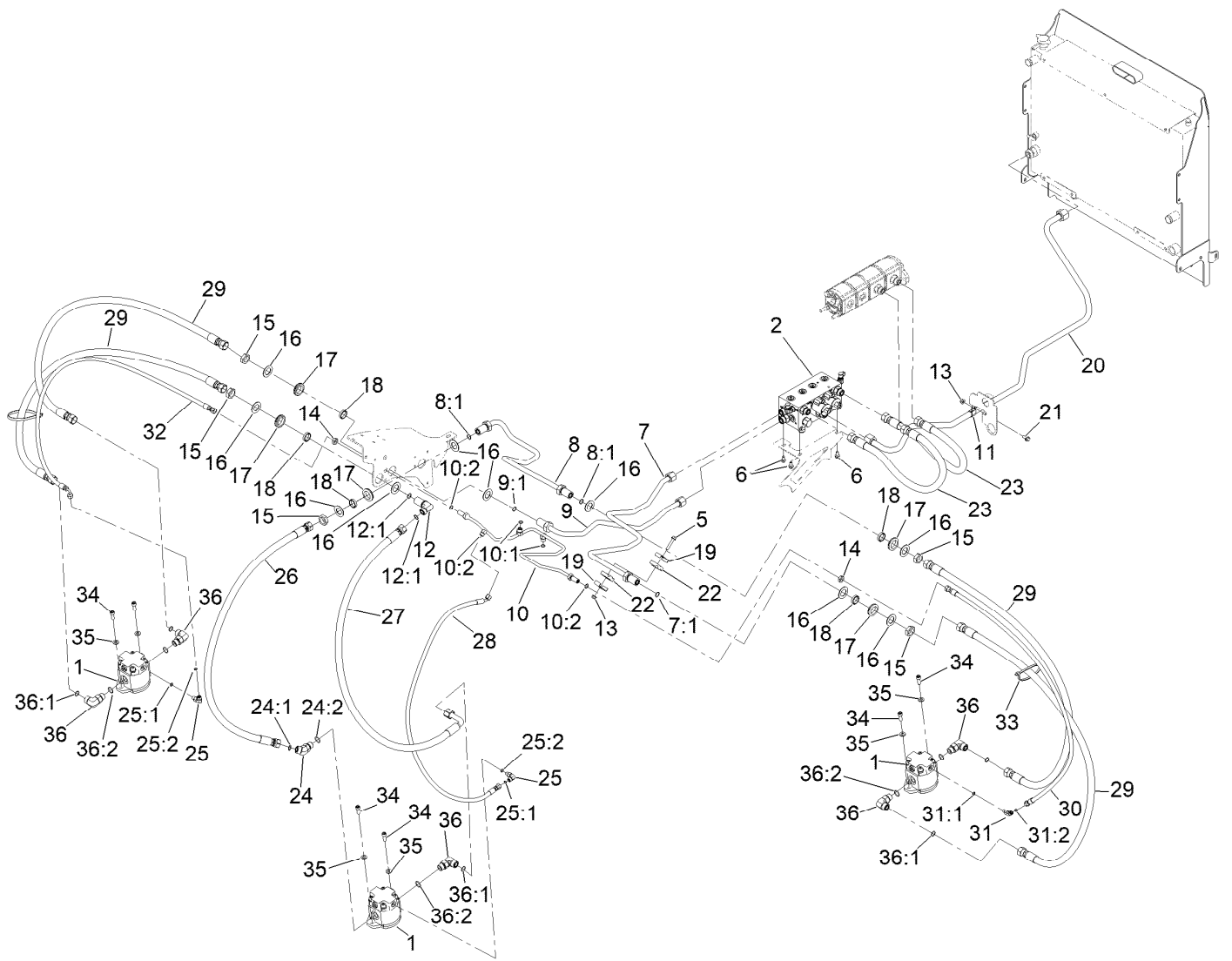
Brake Release Manifold Assembly No. 139-6046

<i>Ref.</i>	<i>Part Number</i>	<i>Qty.</i>	<i>Description</i>
1	145-2563	1	Directional Valve, 3W/2P
2	145-2564	1	Hand Pump
3	145-2565	1	Manual Valve, N.O.
4	145-2566	1	Pilot Piston Assy, Rvs06
5	145-2567	1	Spacer
6	145-2569	1	Coil Nut, Tall (06 Valves)
S1	145-2568	1	Coil 12Dn01-32-1329



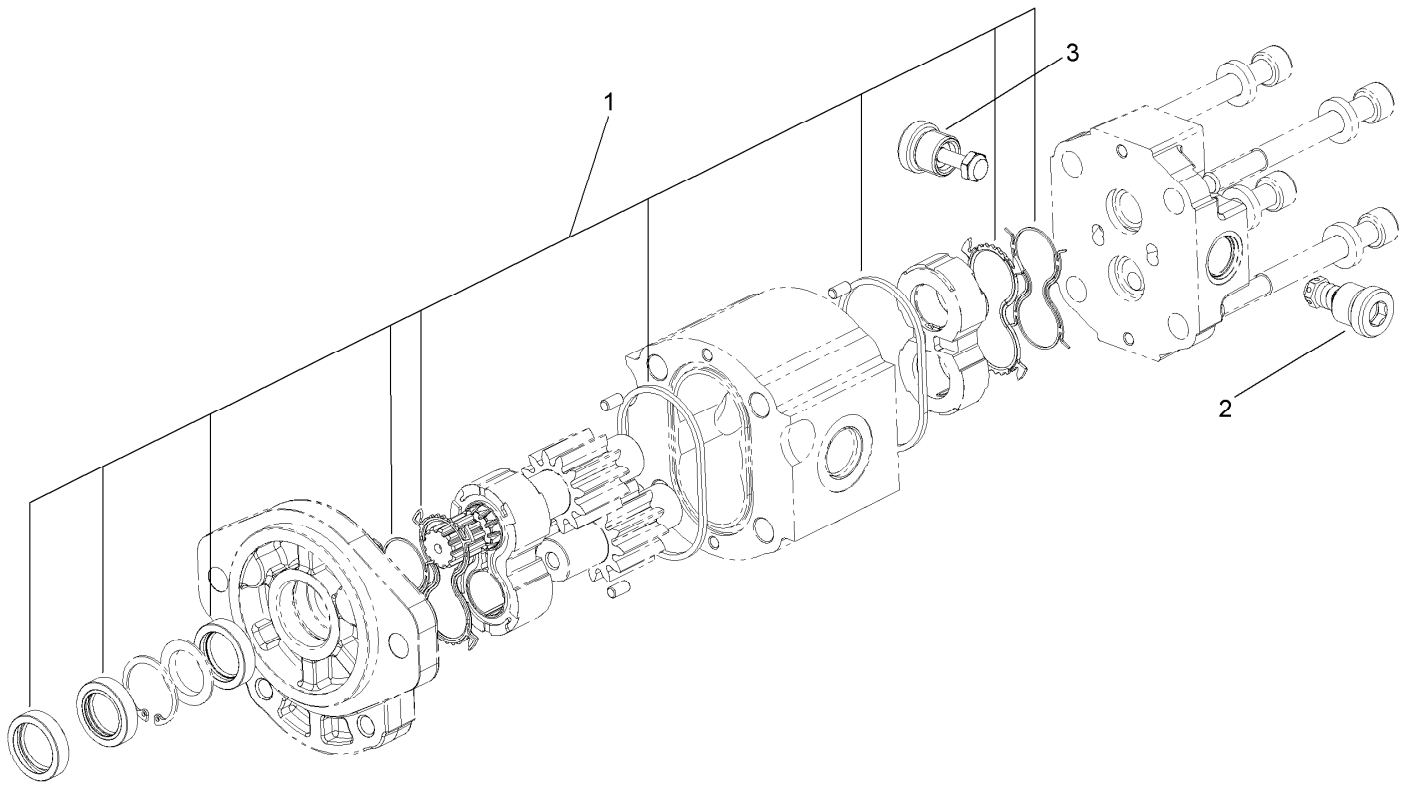
Front Deck Hydraulic Assembly

Ref.	Part Number	Qty.	Description	Ref.	Part Number	Qty.	Description
1	108-4004	3	Gear Motor ASM	18	125-1984	5	Spacer
2	114-0359	1	Deck Control Manifold ASM	19	119-1419	2	Plate-Clamp
5	94-5780	1	Screw-HWH	20	120-3769	1	Hydraulic Tube ASM
6	3234-14	3	Screw-HHF	21	3234-5	1	Screw-HHF
7	145-2530	1	Hydraulic Tube ASM	22	56-7970	2	Clamp-Tube
7:1	237-65	1	O-Ring	23	108-1686	2	Hose-HYD
8	117-0137	1	Tube ASM	24	340-14	1	Fitting-HYD, 45 DEG
8:1	237-65	2	O-Ring	24:1	237-65	1	O-Ring
9	145-2529	1	Hydraulic Tube ASM	24:2	237-80	1	O-Ring
9:1	237-65	1	O-Ring	25	340-132	2	Fitting-Elbow, 90 DEG
10	145-2531	1	Hydraulic Tube ASM	25:1	237-78	1	O-Ring
10:1	237-22	2	O-Ring	25:2	237-21	1	O-Ring
10:2	237-21	3	O-Ring	26	117-0213	1	HYD Hose ASM
11	2412-4	1	Clamp-R	27	117-0211	1	HYD Hose ASM
12	340-72	1	Fitting-Bulkhead, 90 DEG	28	140-7456	1	Hose ASM
12:1	237-65	2	O-Ring	29	117-0299	4	HYD Hose ASM
13	104-8300	2	Nut-HF, NI	30	104-9323	1	Hose-HYD
14	340-78	2	Nut-Lock	31	340-103	1	Fitting-HYD, 45 DEG
15	340-74	5	Nut-Lock, Bulkhead	31:1	237-78	1	O-Ring
16	69-9010	10	Washer	31:2	237-21	1	O-Ring
17	240-3	5	Grommet-Rubber	32	92-7638	1	Hose ASM



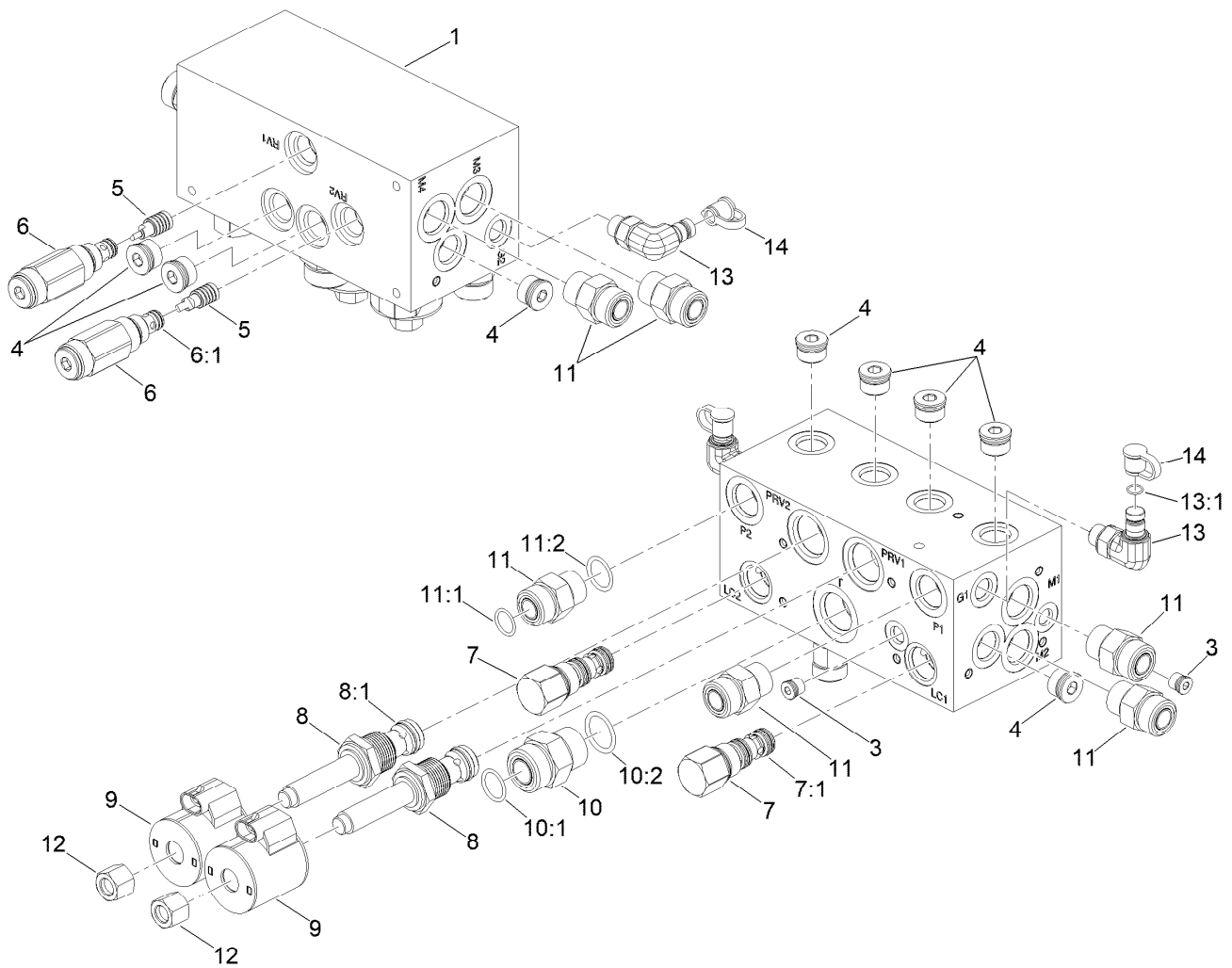
Front Deck Hydraulic Assembly (continued)

<i>Ref.</i>	<i>Part Number</i>	<i>Qty.</i>	<i>Description</i>	<i>Ref.</i>	<i>Part Number</i>	<i>Qty.</i>	<i>Description</i>
33	3334-945	9	Tie-Cable	36	340-17	5	Fitting-Elbow, 90 DEG
34	3274-7	6	Screw-HSH	36:1	237-65	1	O-Ring
35	3256-24	6	Washer-Plain	36:2	237-80	1	O-Ring



Gear Motor Assembly No. 108-4004

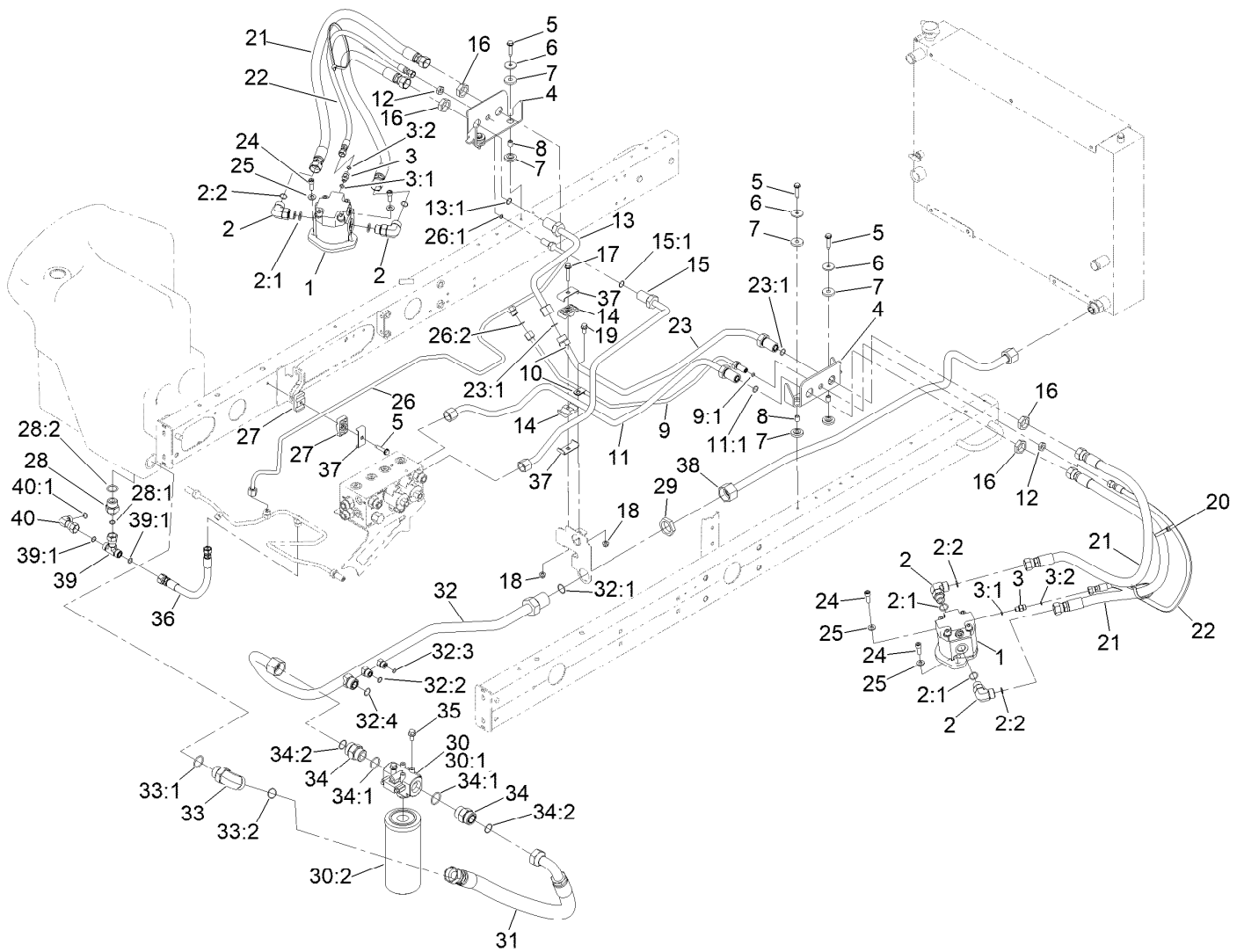
<i>Ref.</i>	<i>Part Number</i>	<i>Qty.</i>	<i>Description</i>
1	117-0235	1	Seal Kit
2	107-7820	1	Valve-Relief
3	107-7821	1	Valve-Anticavitation



Deck Control Manifold Assembly No. 114-0359

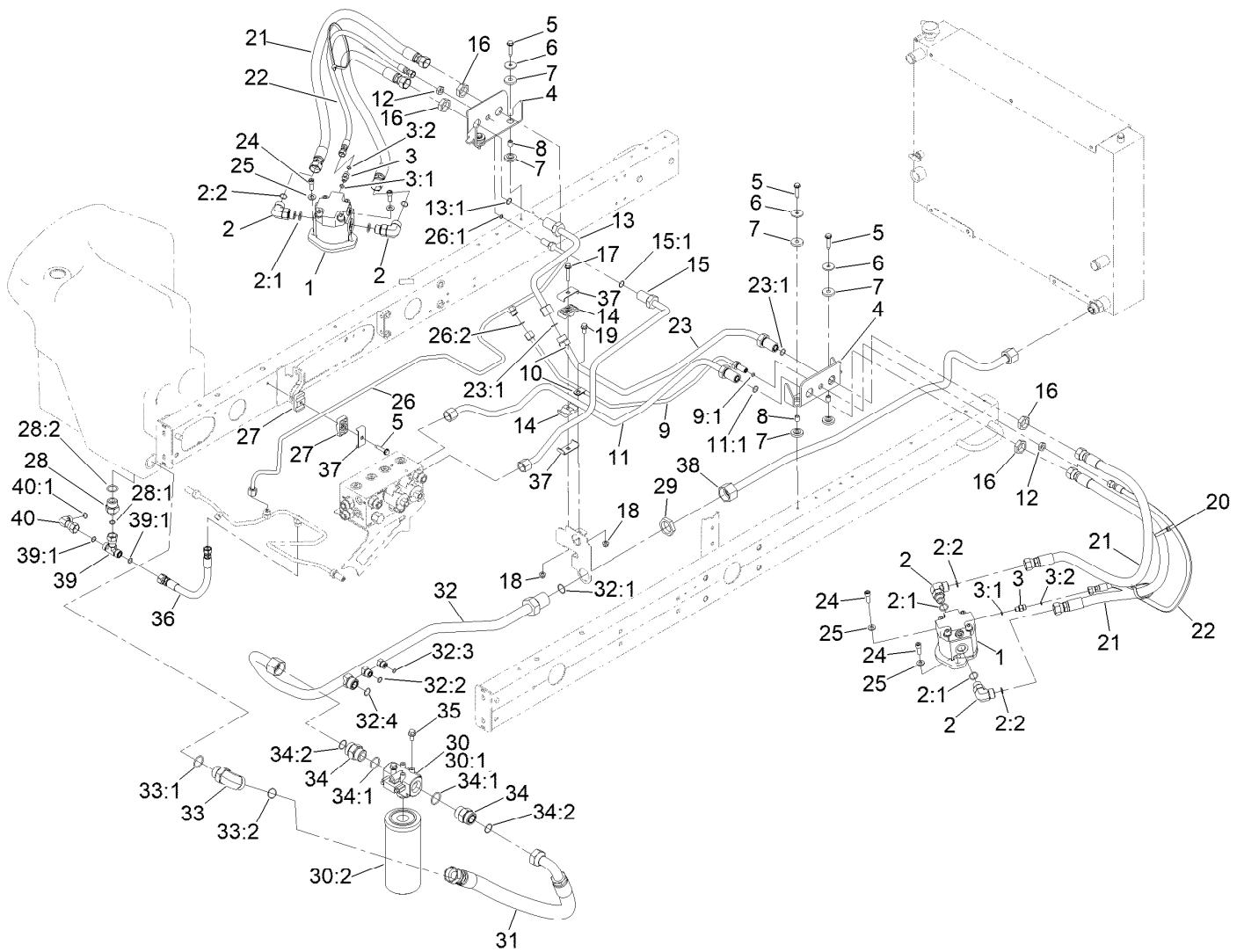
Ref.	Part Number	Qty.	Description	Ref.	Part Number	Qty.	Description
1		1	Hydraulic Manifold ●	10	340-9	1	Fitting-STR
3	106-1025	2	Plug-HYD	10:1	237-58	1	O-Ring
4	106-1027	8	Plug	10:2	237-81	1	O-Ring
5	105-9157	2	Piston-Pilot	11	340-7	2	Fitting-Straight
6	112-5259	2	Valve-Relief	11:1	237-65	1	O-Ring
6:1	105-9156	1	Seal Kit	11:2	237-80	1	O-Ring
7	105-9153	2	Element-Logic, Vented	12		2	Coil Nut ●
7:1	119-2159	1	Seal Kit	13	115-9148	2	Fitting-Elbow-90
8	117-0229	2	Valve-Relief, Proportional	13:1	237-42	1	O-Ring
8:1	117-1114	1	*obs* Seal Kit	14	354-79	2	Cap-Dust
9	110-6344	2	Coil-12V, DC				

● Not serviced separately



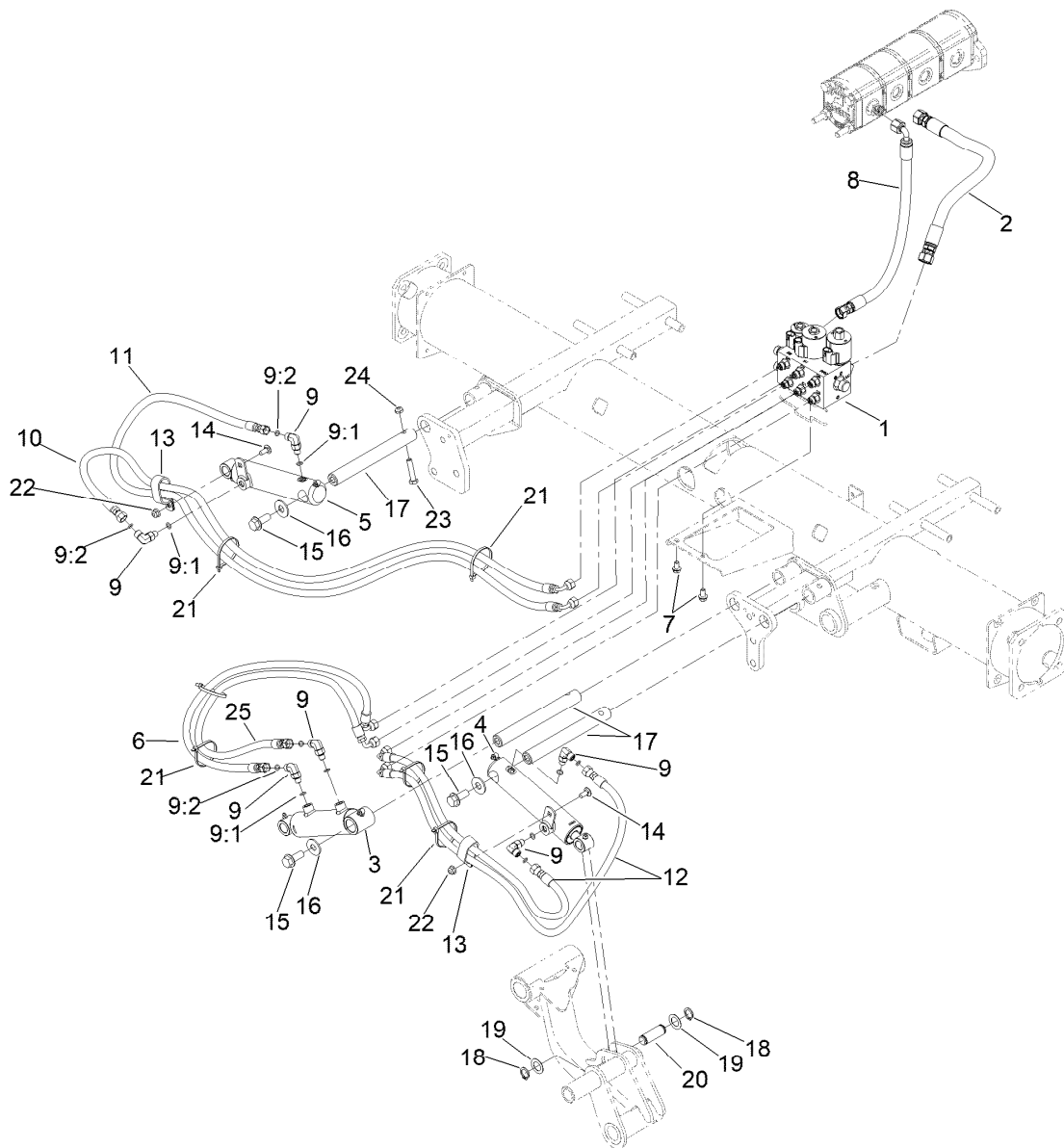
Rear Deck Hydraulic Assembly

Ref.	Part Number	Qty.	Description	Ref.	Part Number	Qty.	Description
1	108-4004	2	Gear Motor ASM	15	145-2527	1	Hydraulic Tube ASM
2	340-17	4	Fitting-Elbow, 90 DEG	15:1	237-65	1	O-Ring
2:1	237-65	1	O-Ring	16	340-74	4	Nut-Lock, Bulkhead
2:2	237-80	1	O-Ring	17	94-5780	1	Screw-HWH
3	340-92	2	Fitting-Straight	18	104-8300	2	Nut-HF, NI
3:1	237-78	1	O-Ring	19	3234-5	1	Screw-HHF
3:2	237-21	1	O-Ring	20	3334-945	6	Tie-Cable
4	117-0174-03	2	Bracket-Bulkhead	21	105-1215	4	Hose-HYD
5	32144-57	5	Screw	22	108-6507	2	Hose-HYD
6	105-3048	4	Washer-Flat	23	120-3775	1	HYD Tube ASM
7	240-11	8	Bushing-Flange	23:1	237-65	2	O-Ring
8	99-8611	4	Spacer	24	3274-7	4	Screw-HSH
9	120-3772	1	HYD Tube ASM	25	3256-24	4	Washer-Plain
9:1	237-21	1	O-Ring	26	145-2533	1	Hydraulic Tube ASM
10	2412-113	1	Clamp-R	26:1	237-21	1	O-Ring
11	145-2534	1	Hydraulic Tube ASM	26:2	237-22	1	O-Ring
11:1	237-65	1	O-Ring	27	56-7972	2	Clamp-Tube
12	340-78	2	Nut-Lock	28	100-4240	1	Fitting-STR
13	117-0140	1	Tube ASM	28:1	237-30	1	O-Ring
13:1	237-65	1	O-Ring	28:2	237-81	1	O-Ring
14	56-7971	2	Clamp-Tube	29	340-128	1	Nut-Bulkhead



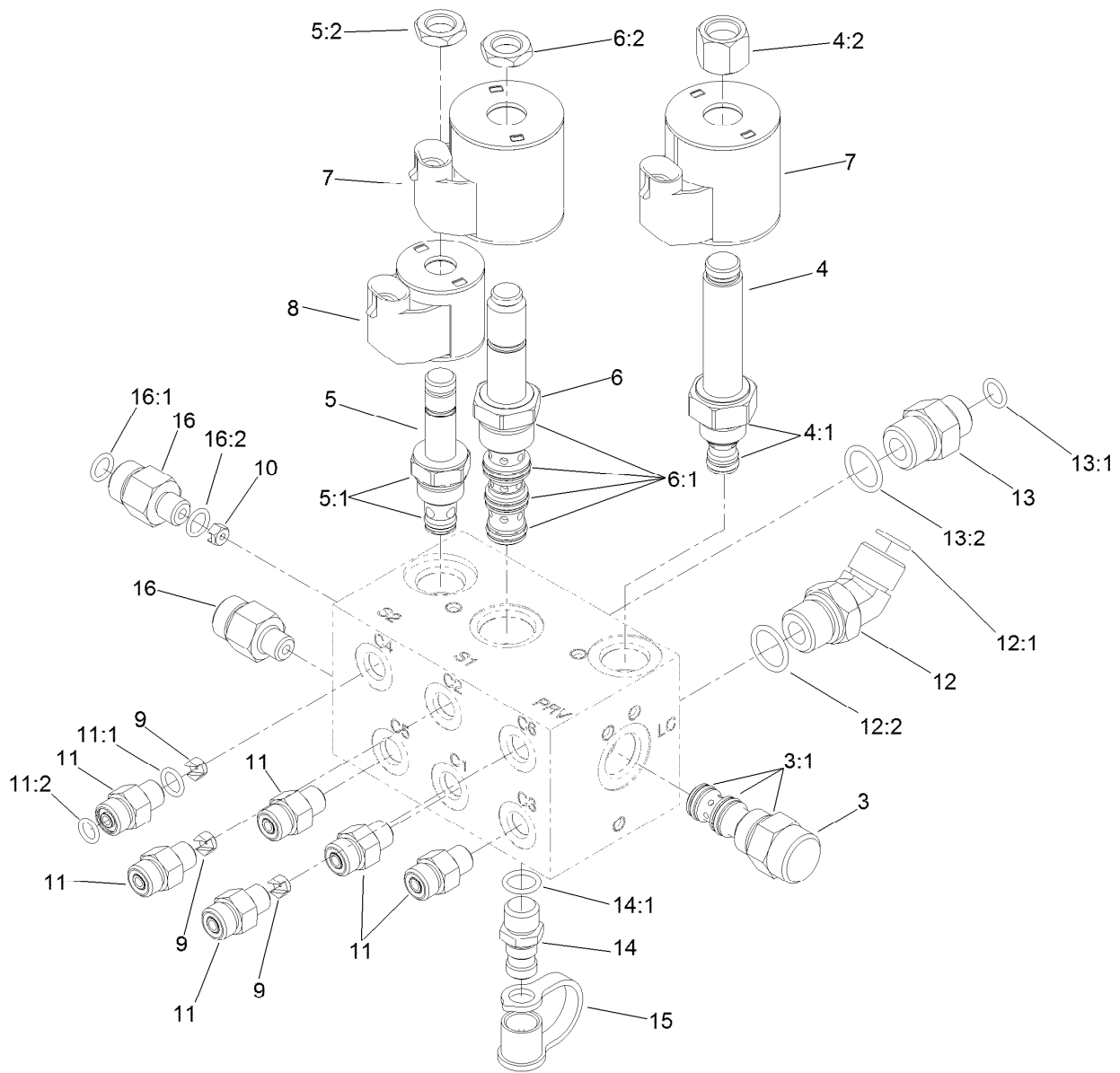
Rear Deck Hydraulic Assembly (continued)

<i>Ref.</i>	<i>Part Number</i>	<i>Qty.</i>	<i>Description</i>	<i>Ref.</i>	<i>Part Number</i>	<i>Qty.</i>	<i>Description</i>
30	98-3923	1	Oil Filter ASM	34	104-3797	2	Fitting-Straight
30:1	104-0080	1	Filter Head ASM	34:1	237-146	1	O-Ring
30:2	94-2621	1	Element-Filter	34:2	340-65	1	O-Ring
31	108-1689	1	Hose-HYD	35	3234-1	2	Screw-HHF
32	144-2055	1	Tube ASM-Hydraulic	36	145-2457	1	Hose ASM-Hydraulic
32:1	340-65	1	O-Ring	37	119-1419	3	Plate-Clamp
32:2	237-30	1	O-Ring	38	121-5600	1	HYD Tube ASM
32:3	237-22	1	O-Ring	39	93-6810	1	Fitting-Tee
32:4	237-58	1	O-Ring	39:1	237-30	2	O-Ring
33	340-129	1	Fitting-Elbow, 90 DEG	40	94-6031	1	Elbow-90
33:1	237-146	1	O-Ring	40:1	237-30	1	O-Ring
33:2	340-65	1	O-Ring				



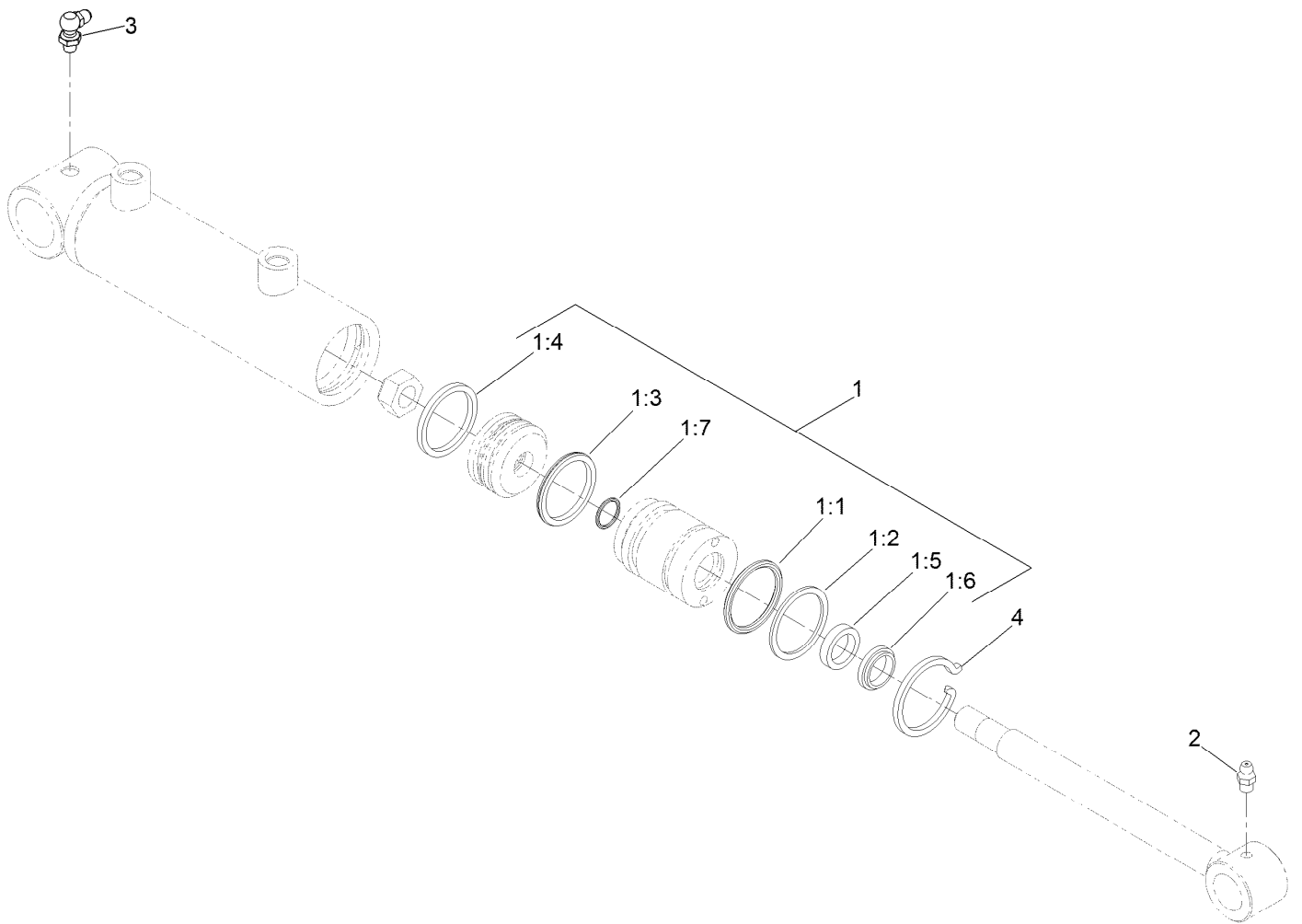
Deck No. 1, 4 and 5 Lift Circuit Hydraulic Assembly

<i>Ref.</i>	<i>Part Number</i>	<i>Qty.</i>	<i>Description</i>	<i>Ref.</i>	<i>Part Number</i>	<i>Qty.</i>	<i>Description</i>
1	117-0158	1	Lift Control Manifold ASM	13	2412-137	2	Clamp-R, Double
2	117-0729	1	Hose ASM	14	3230-23	2	Bolt-CARR
3	119-6989	1	HYD Cylinder ASM	15	3234-38	3	Screw-HHF
4	119-6990	1	HYD Cylinder ASM	16	3256-6	3	Washer-Flat
5	119-6991	1	HYD Cylinder ASM	17	117-0148	3	Pin-Cylinder
6	117-0253	1	Hose-HYD	18	32120-93	6	Ring-Retaining
7	3234-14	2	Screw-HHF	19	3-6498	6	Washer-Thrust
8	145-2585	1	Hose ASM-HYD	20	104-0046	3	Pin-Slide, Cylinder
9	340-132	6	Fitting-Elbow, 90 DEG	21	3290-379	6	Tie-Cable
9:1	237-78	1	O-Ring	22	104-8300	2	Nut-HF, NI
9:2	237-21	1	O-Ring	23	323-9	3	Screw-HH
10	117-0262	1	Hose-HYD	24	3296-59	3	Nut-Lock, NI
11	117-0261	1	Hose-HYD	25	117-0254	1	HP HYD Hose ASM
12	85-4940	2	Hose-HYD				



Lift Control Manifold Assembly No. 117-0158

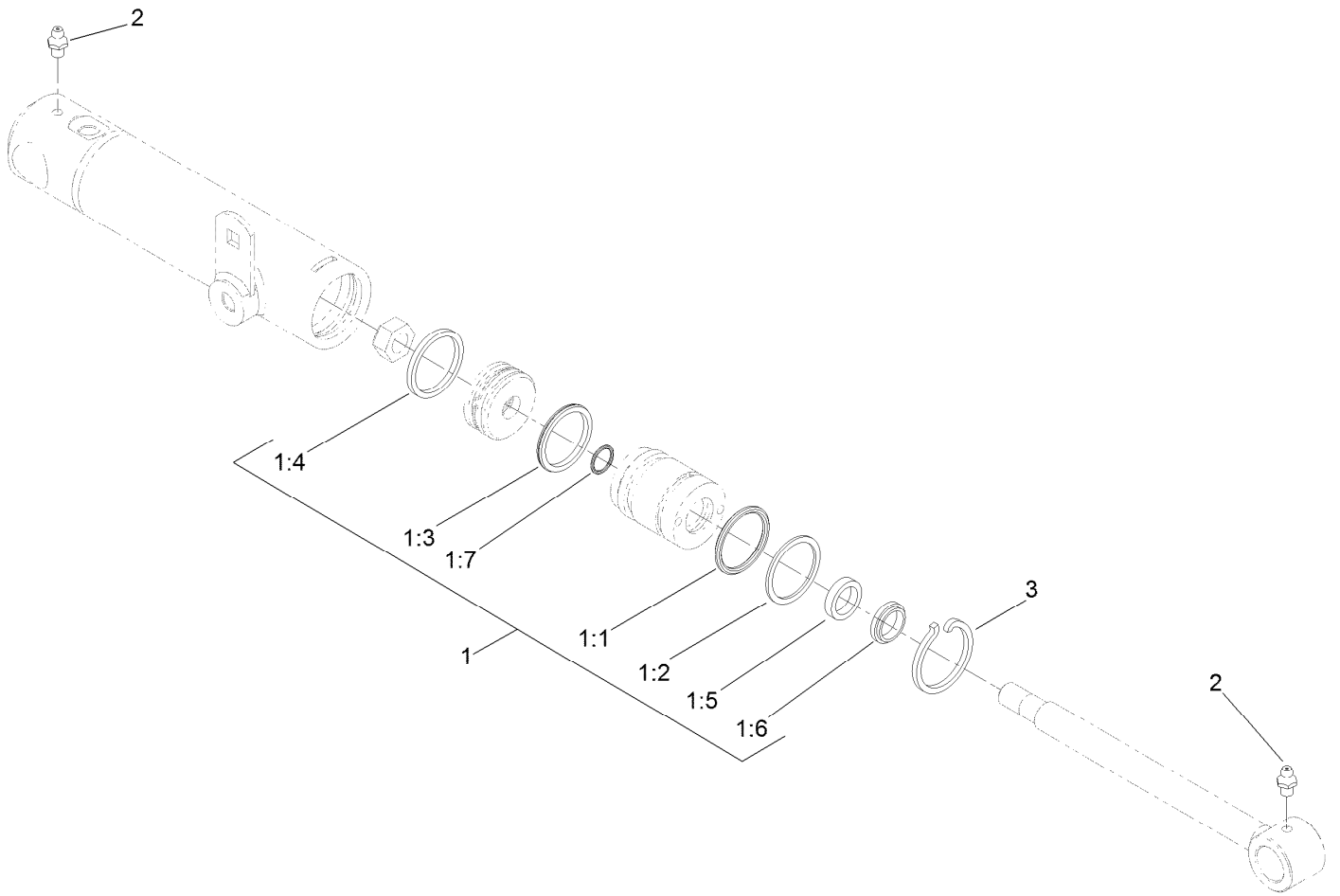
Ref.	Part Number	Qty.	Description	Ref.	Part Number	Qty.	Description
3	117-0228	1	Element-Directional, Pilot	11:1	237-78	1	O-Ring
3:1	115-5413	1	Seal Kit	11:2	237-21	1	O-Ring
4	117-0227	1	Valve-Relief, Proportional	12	340-101	1	Fitting-HYD, 45 DEG
4:1	105-9156	1	Seal Kit	12:1	237-30	1	O-Ring
4:2	130-8180	1	Nut-Coil (9/16-24 Unef-2B)	12:2	237-79	1	O-Ring
5	107-7516	1	Solenoid Valve ASM	13	340-3	1	Fitting-Straight
5:1	105-9156	1	Seal Kit	13:1	237-22	1	O-Ring
5:2	110-2634	1	Nut-Coil	13:2	237-79	1	O-Ring
6	110-8906	1	Valve-Solenoid	14	59-7410	1	Fitting-Diagnostic
6:1	110-8908	1	Spool Valve Seal Kit	14:1	237-42	1	O-Ring
6:2	110-2634	1	Nut-Coil	15	354-79	1	Cap-Dust
7	110-6344	2	Coil-12V, DC	16	340-88	2	Fitting-Straight
8	110-0497	1	Coil-Solenoid	16:1	237-22	1	O-Ring
9	110-8902	3	Orifice-Control, Flow (0.046)	16:2	237-78	1	O-Ring
10	114-4682	1	Orifice-Flow Control (.030)				
11	340-92	6	Fitting-Straight				



Hydraulic Cylinder Assembly No. 119-6989

Ref.	Part Number	Qty.	Description
1	133-2900	1	Seal Kit
1:1		1	O-Ring ●
1:2		1	Backup ●
1:3		1	Bp Seal ●
1:4		1	Wear Ring-Ht ●
1:5		1	Bt Seal ●
1:6		1	Dust Seal-Dt ●
1:7		1	O-Ring ●
2	302-5	1	Fitting-Grease
3	302-60	1	Fitting-Grease
4	84-1680	1	Ring-Retaining

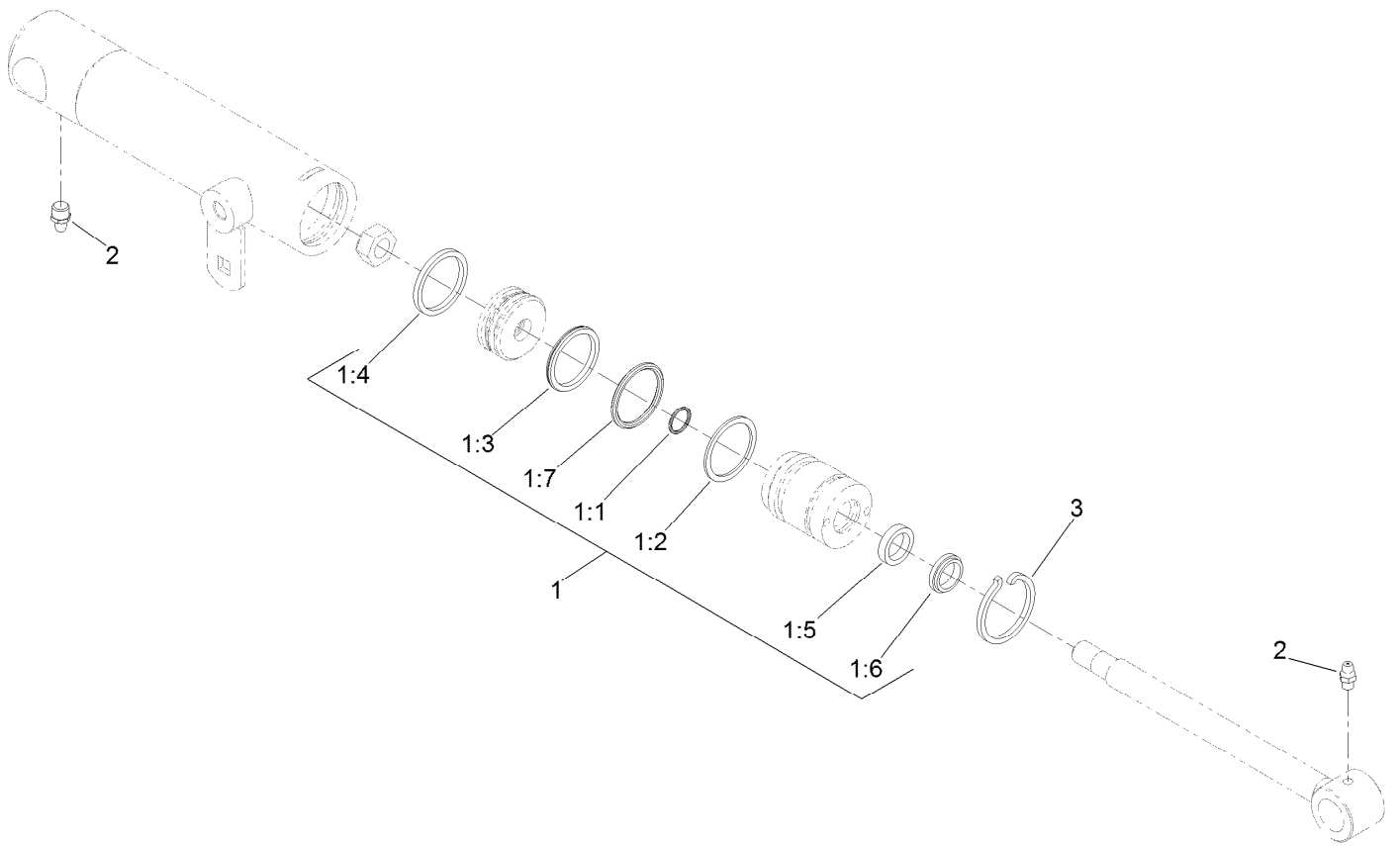
● Not serviced separately



Hydraulic Cylinder Assembly No. 119-6990

<i>Ref.</i>	<i>Part Number</i>	<i>Qty.</i>	<i>Description</i>
1	133-2900	1	Seal Kit
1:1		1	O-Ring ●
1:2		1	Backup ●
1:3		1	Bp Seal ●
1:4		1	Wear Ring-Ht ●
1:5		1	Bt Seal ●
1:6		1	Dust Seal-Dt ●
1:7		1	O-Ring ●
2	302-5	2	Fitting-Grease
3	84-1680	1	Ring-Retaining

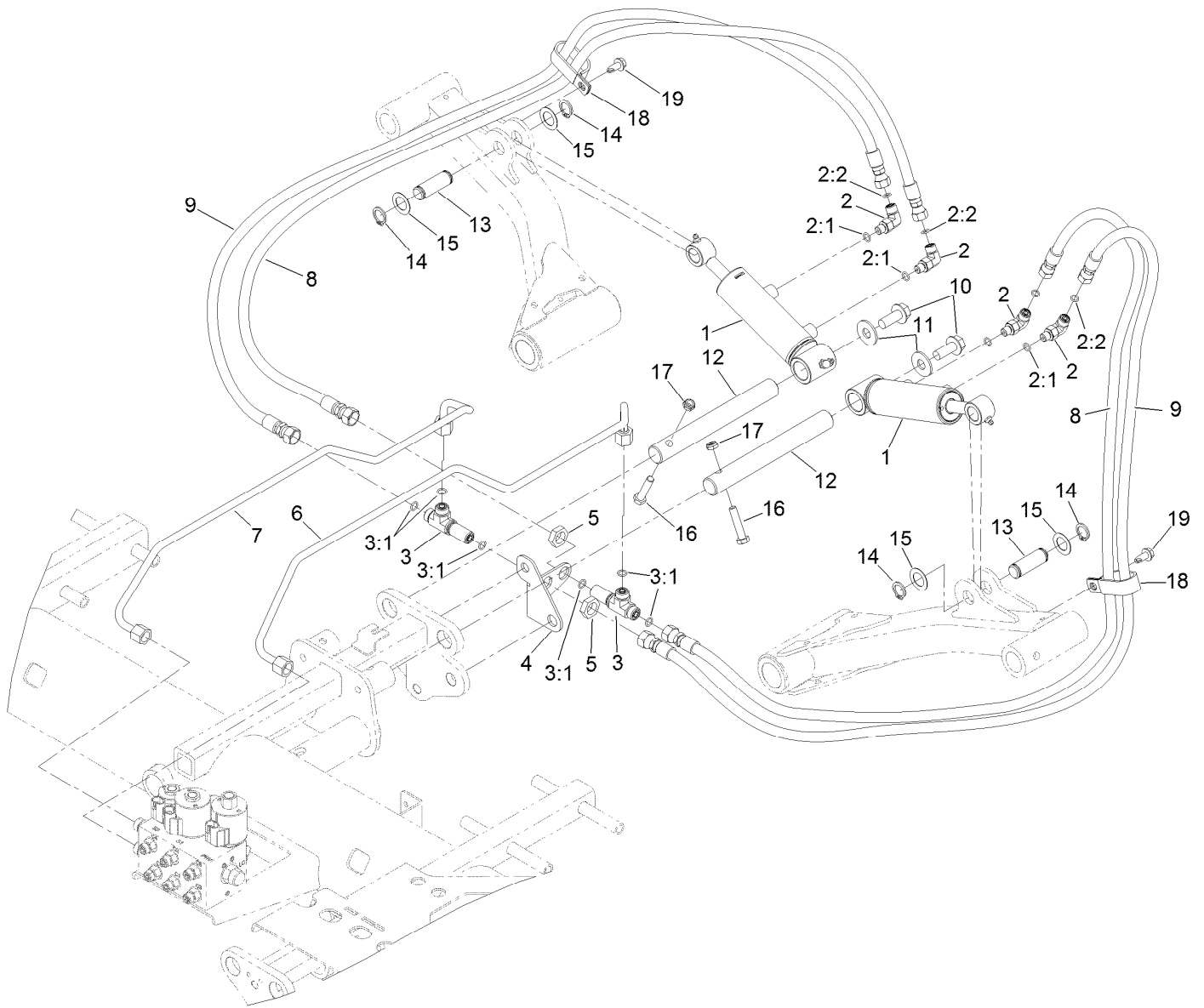
● Not serviced separately



Hydraulic Cylinder Assembly No. 119-6991

<i>Ref.</i>	<i>Part Number</i>	<i>Qty.</i>	<i>Description</i>
1	133-2900	1	Seal Kit
1:1		1	O-Ring ●
1:2		1	Backup ●
1:3		1	Bp Seal ●
1:4		1	Wear Ring-Ht ●
1:5		1	Bt Seal ●
1:6		1	Dust Seal-Dt ●
1:7		1	O-Ring ●
2	302-5	2	Fitting-Grease
3	84-1680	1	Ring-Retaining

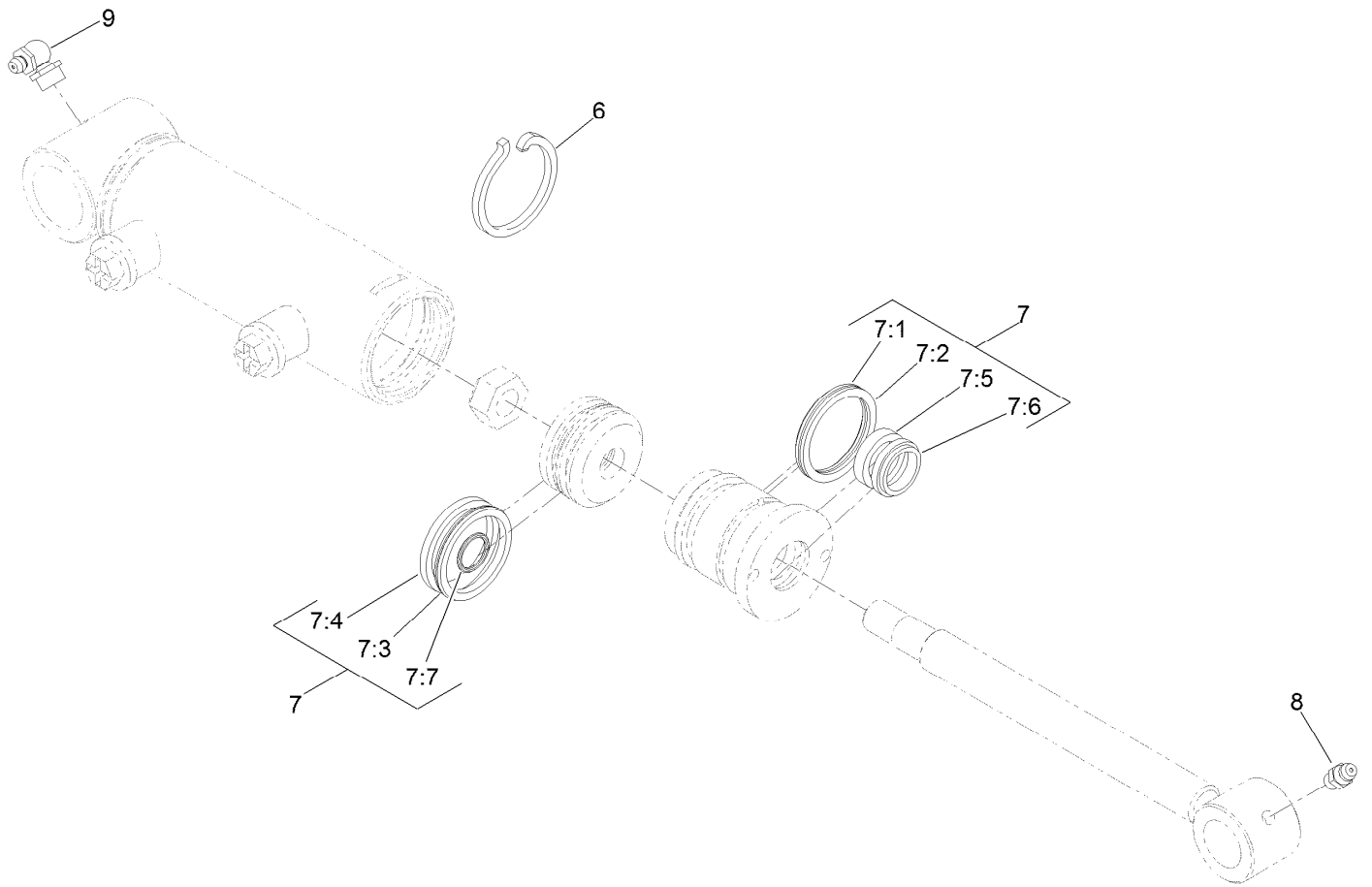
● Not serviced separately



Deck No. 2 and 3 Lift Circuit Hydraulic Assembly

Ref.	Part Number	Qty.	Description
1	138-6999	2	HYD Cylinder ASM
2	340-132	4	Fitting-Elbow, 90 DEG
2:1	237-78	1	O-Ring
2:2	237-21	1	O-Ring
3	340-68	2	Fitting-Tee, Bulkhead
3:1	237-22	3	O-Ring
4	117-0179	1	Bracket-Bulkhead
5	340-70	2	Nut-Lock
6	117-0175	1	Tube-HYD
7	117-0176	1	Tube-HYD
8	105-5402	2	Hose-HYD

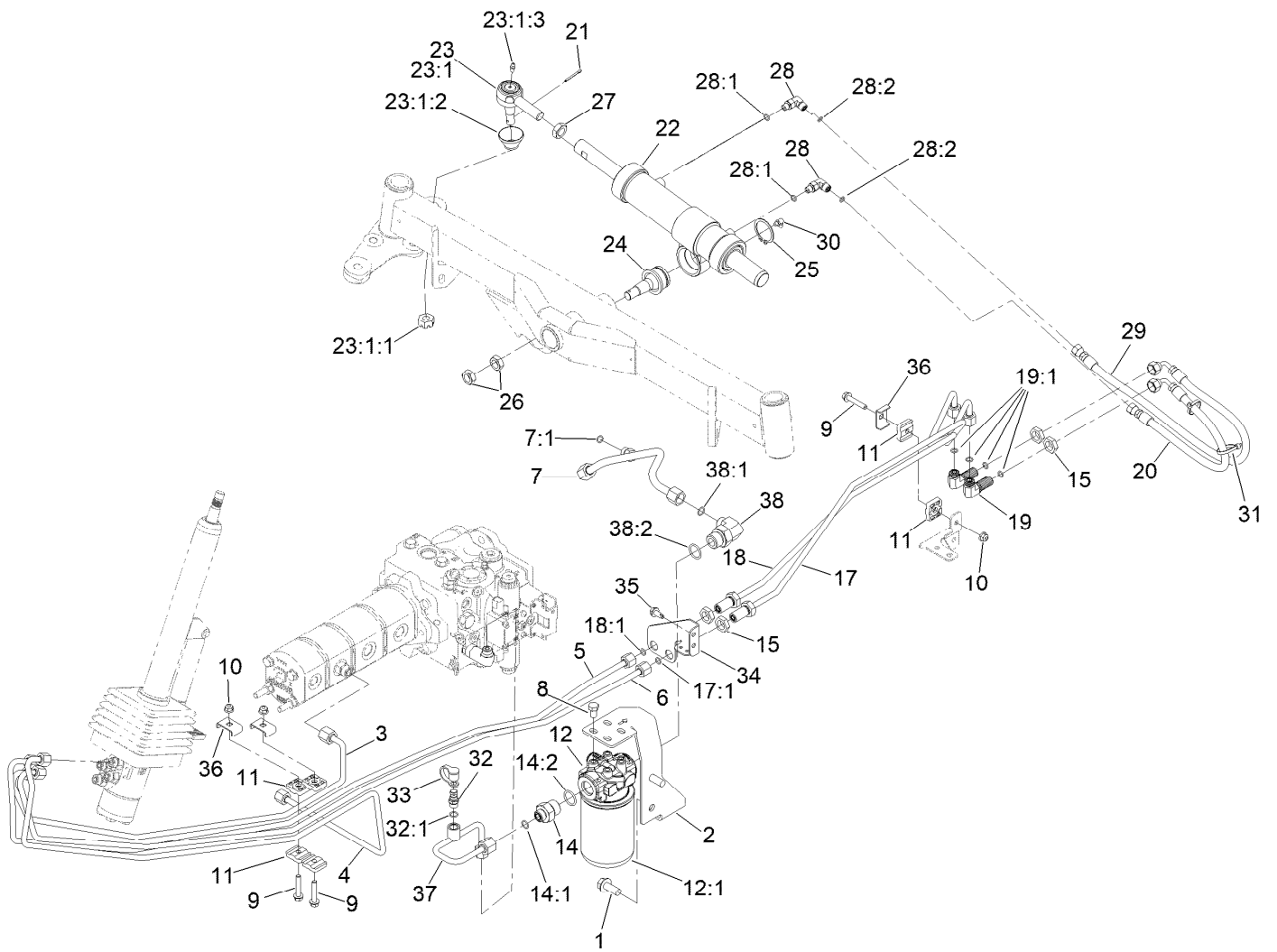
Ref.	Part Number	Qty.	Description
9	105-5405	2	Hose-HYD
10	3234-38	2	Screw-HHF
11	3256-6	2	Washer-Flat
12	117-0148	2	Pin-Cylinder
13	104-0046	2	Pin-Slide, Cylinder
14	32120-93	4	Ring-Retaining
15	3-6498	4	Washer-Thrust
16	323-9	2	Screw-HH
17	3296-59	2	Nut-Lock, NI
18	2412-137	2	Clamp-R, Double
19	32104-32	2	Screw-HWH



Hydraulic Cylinder Assembly No. 138-6999

Ref.	Part Number	Qty.	Description
6	84-1680	1	Ring-Retaining
7	133-2900	1	Seal Kit
7:1		1	O-Ring ●
7:2		1	Backup ●
7:3		1	Bp Seal ●
7:4		1	Wear Ring-Ht ●
7:5		1	Bt Seal ●
7:6		1	Dust Seal-Dt ●
7:7		1	O-Ring ●
8	302-5	1	Fitting-Grease
9	302-33	1	Fitting-Grease

● Not serviced separately

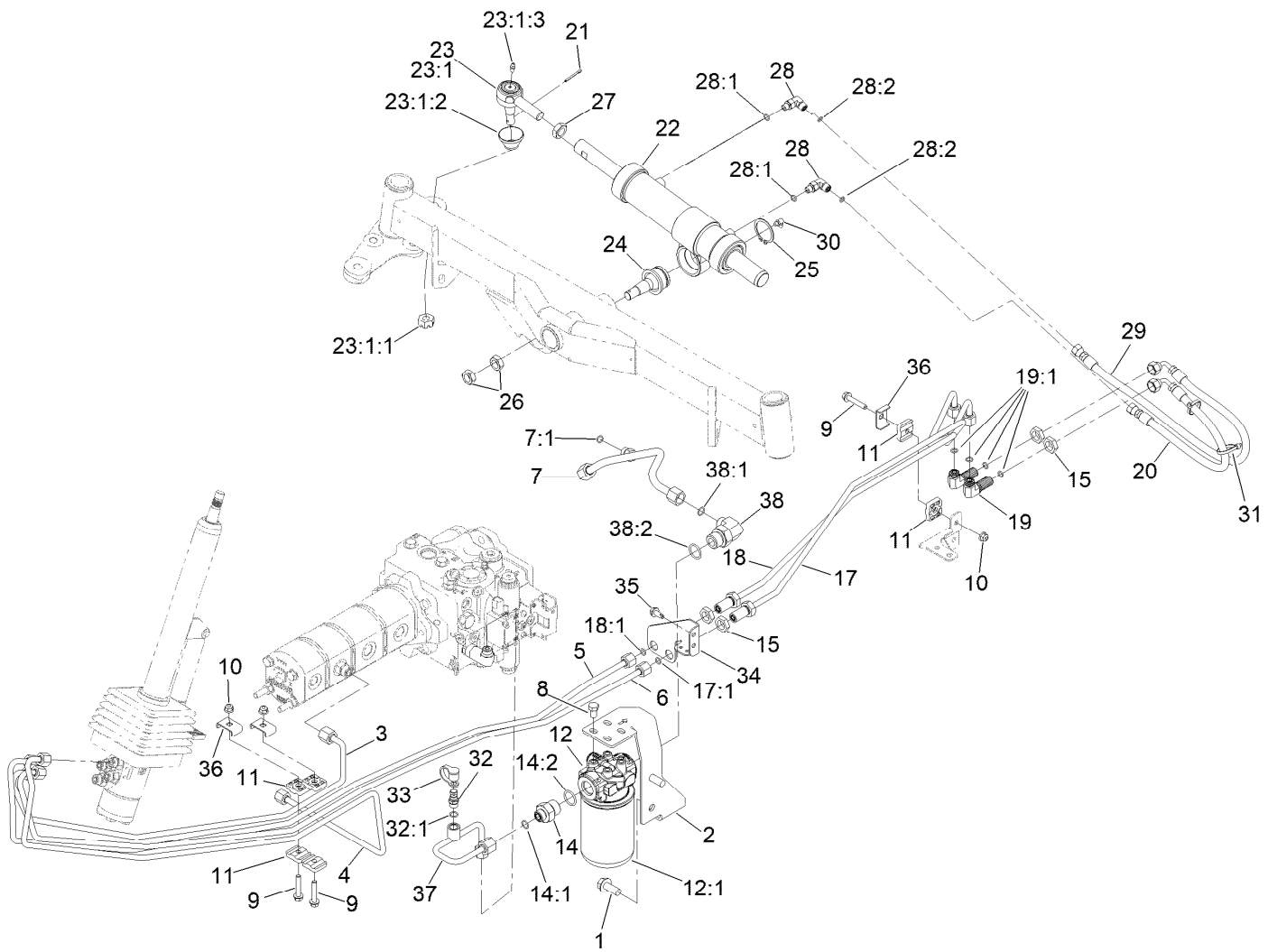


Steering Hydraulic Assembly

Ref.	Part Number	Qty.	Description	Ref.	Part Number	Qty.	Description
1	3234-38	2	Screw-HHF	17	133-2988	1	Tube ASM
2	145-2477-0P	1	Bracket-Mount, Filter	17:1	237-22	1	O-Ring
3	145-2502	1	Tube ASM-Hydraulic	18	133-2989	1	Tube ASM
4	144-2054	1	Tube ASM-Hydraulic	18:1	237-22	1	O-Ring
5	144-2094	1	Tube ASM-Hydraulic	19	340-154	2	Union-Bulkhead
6	144-2095	1	Tube ASM-Hydraulic	19:1	237-22	2	O-Ring
7	145-2562	1	Hydraulic Tube ASM	20	110-0928	1	Hose-HYD
7:1	237-22	1	O-Ring	21	3272-12	1	Pin-Cotter
8	33115-016	4	Screw-HH	22	138-6994	1	Cylinder-Hydraulic
9	94-5780	3	Screw-HWH	23	71-4740-03	1	RH Tie Rod End ASM
10	104-8300	3	Nut-HF, NI	23:1		1	End-Rod, Tie (RH) ●■
11	56-7973	6	Clamp-Tube	23:1:1	105-7941	1	Nut-Hex, Slotted
12	93-2242	1	Oil Filter ASM	23:1:2	105-7835	1	Seal
12:1	75-1310	1	Filter-HYD	23:1:3	302-5	1	Fitting-Grease
14	100-4240	1	Fitting-STR	24	106-6774	1	Joint-Ball
14:1	237-30	1	O-Ring	25	32151-104	1	Ring-Retaining, External
14:2	237-81	1	O-Ring	26	3220-6	2	Nut-Jam
15	340-70	4	Nut-Lock	27	84-5300	1	Nut-Jam

● Not illustrated

■ Not serviced separately

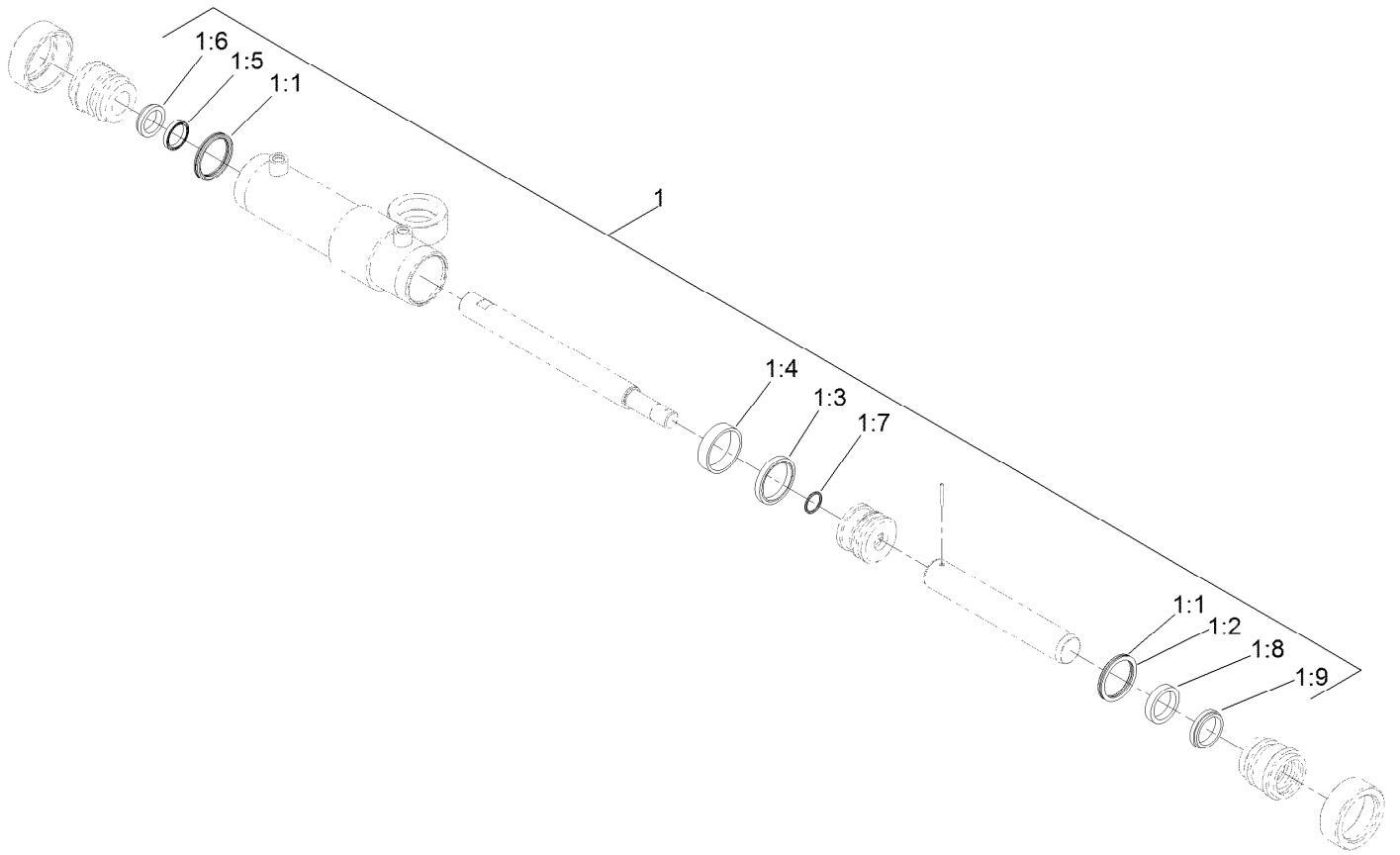


Steering Hydraulic Assembly (continued)

Ref.	Part Number	Qty.	Description	Ref.	Part Number	Qty.	Description
28	340-132	2	Fitting-Elbow, 90 DEG	33	353-947	1	Cap-Dust, Black
28:1	237-78	1	O-Ring	34	120-3781-0P	1	BrcT-Bulhead Steer
28:2	237-21	1	O-Ring	35	32104-32	2	Screw-HWH
29	110-0973	1	Hose-HYD	36	119-1418	3	Plate-Clamp, Short
30	302-40	1	Fitting-Grease, 90 DEG	37	145-2478	1	Tube ASM-Hydraulic
31	3290-378	2	Tie-Cable	38	340-131	1	Fitting-HYD, 90 DEG
32	59-7410	1	Fitting-Diagnostic	38:1	237-30	1	O-Ring
32:1	237-42	1	O-Ring	38:2	237-81	1	O-Ring

● Not illustrated

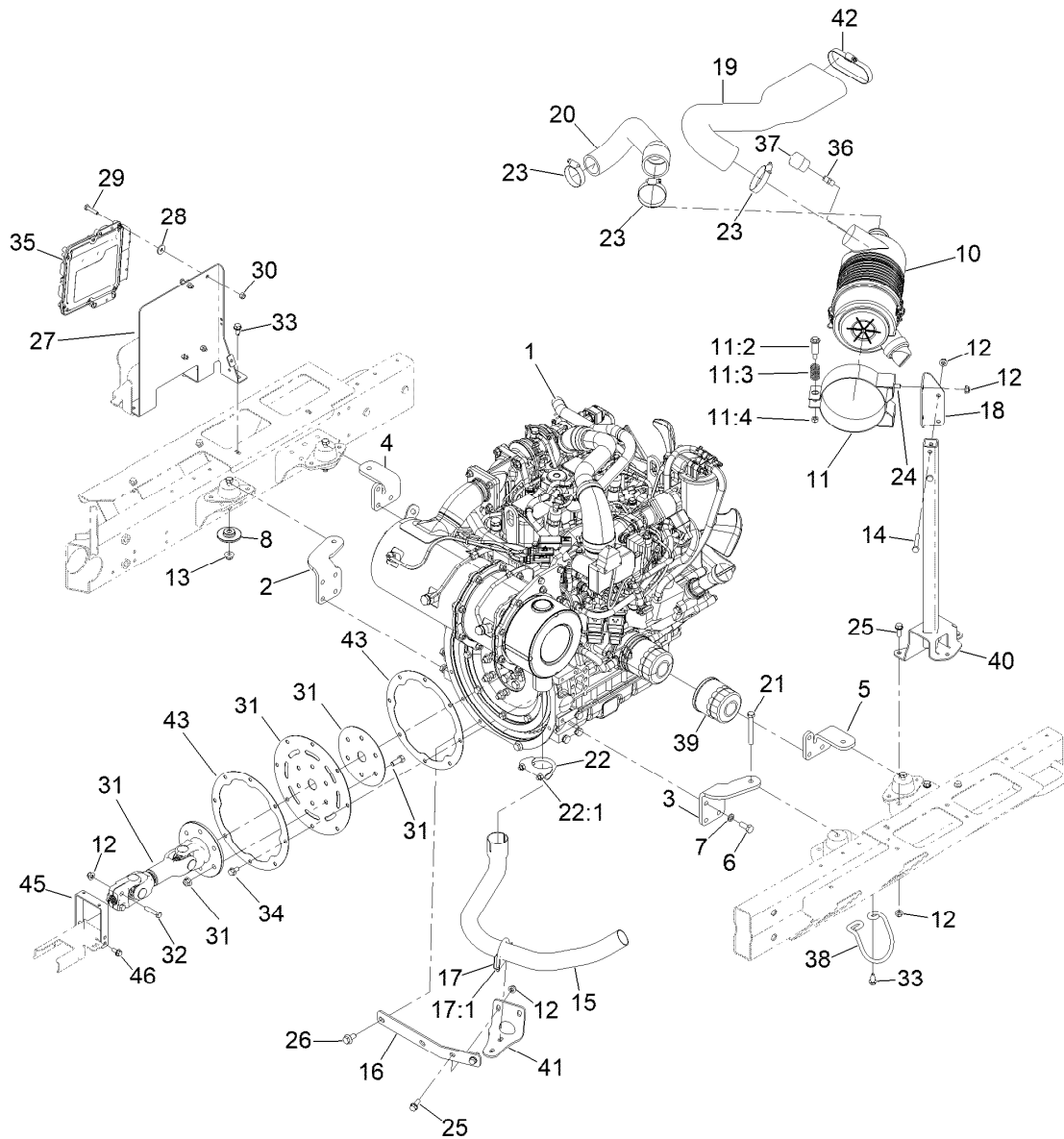
■ Not serviced separately



Steering Cylinder Assembly No. 138-6994

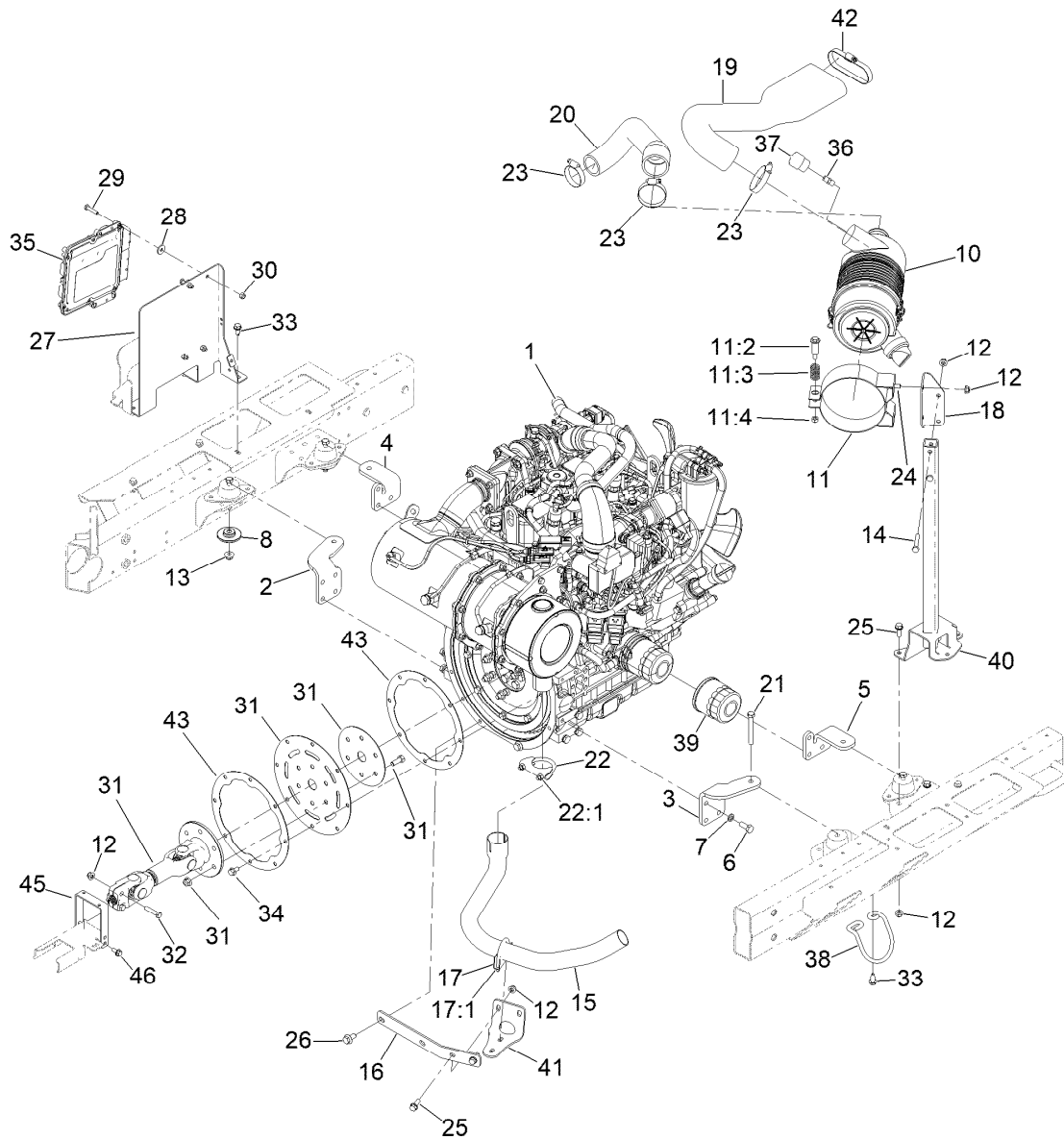
Ref.	Part Number	Qty.	Description
1	136-8000	1	Kit-Seal
1:1		2	O-Ring ●
1:2		2	Backup ●
1:3		1	Psp Seal ●
1:4		1	Wear Ring ●
1:5		1	Bs Seal ●
1:6		1	Dust Seal ●
1:7		1	O-Ring ●
1:8		1	Bt Seal ●
1:9		1	Dust Seal ●

● Not serviced separately



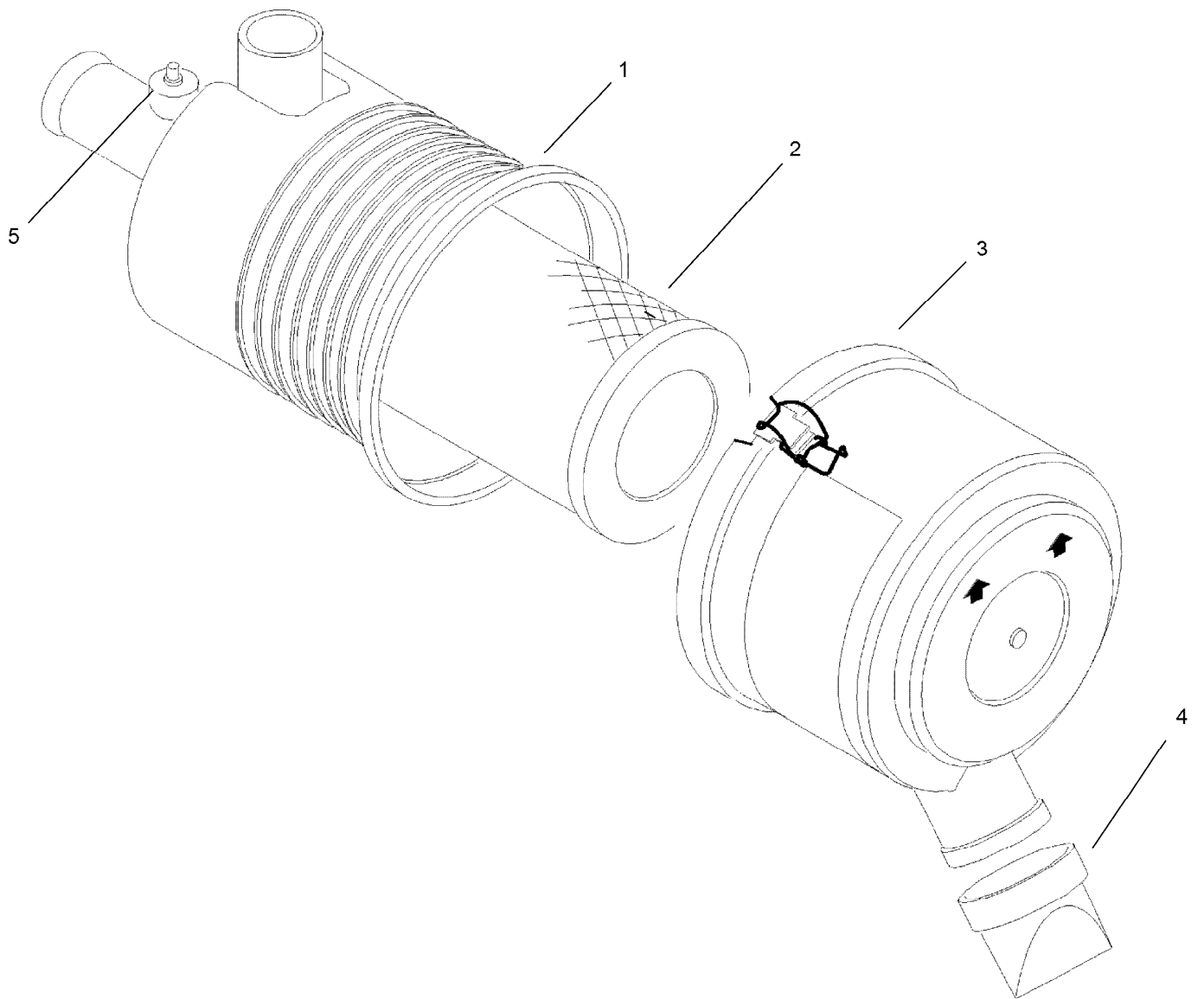
Engine, Muffler and Air Cleaner Assembly

Ref.	Part Number	Qty.	Description	Ref.	Part Number	Qty.	Description
1	138-6916	1	Engine-Yanmar	19	121-5559	1	Hose-Air Cleaner
2	120-3777-0P	1	Mount-Engine Rf	20	133-2991	1	Hose-AC, Out
3	120-3778-0P	1	Mount-Engine Lf	21	323-14	4	Screw-HH
4	120-3779-0P	1	Mount-Engine Rr	22	2112-6	1	Clamp-Muffler
5	120-3780-0P	1	Mount-Engine Lr	22:1	3218-2	2	Nut-Hex Jam
6	33115-025	14	Screw-HH	23	2412-130	3	Clamp-Hose
7	48-9590	14	Washer-Lock	24	3234-14	2	Screw-HHF
8	138-6462	4	Support-Isolator	25	3234-29	4	Screw-HHF
10	98-4517	1	Air Cleaner ASM	26	33105-020	2	Screw-HHF
11	100-4825	1	Band-Mounting, Air Cleaner	27	122-0898-0P	1	Bracket-Ecu
11:2	94-3653	1	Bolt	28	66-2921	4	Washer-Friction
11:3	94-3654	1	Spring	29	321-8	4	Screw-HH
11:4	33024-00	1	Nut-Lock, NI	30	3296-42	4	Nut-Lock, NI
12	104-8300	10	Nut-HF, NI	31	145-2508	1	Driveshaft ASM
13	104-8301	6	Nut-HF, NI	32	323-9	2	Screw-HH
14	322-10	2	Screw-HH	33	32104-32	3	Screw-HWH
15	120-3790	1	Tube-Exhaust	34	33104-016	8	Screw-HHF
16	121-5594-0P	1	Bracket-Tailpipe	35	121-5592	1	Electronic Control Unit
17	2112-9	1	Clamp	36	94-1416	1	Adapter-Indicator
17:1	32128-20	2	Nut-HF	37	93-9164	1	Indicator-Mini
18	120-6298-0P	1	Bracket-Aircleaner	38	127-2612	1	Guard-Pipe, Tail



Engine, Muffler and Air Cleaner Assembly (continued)

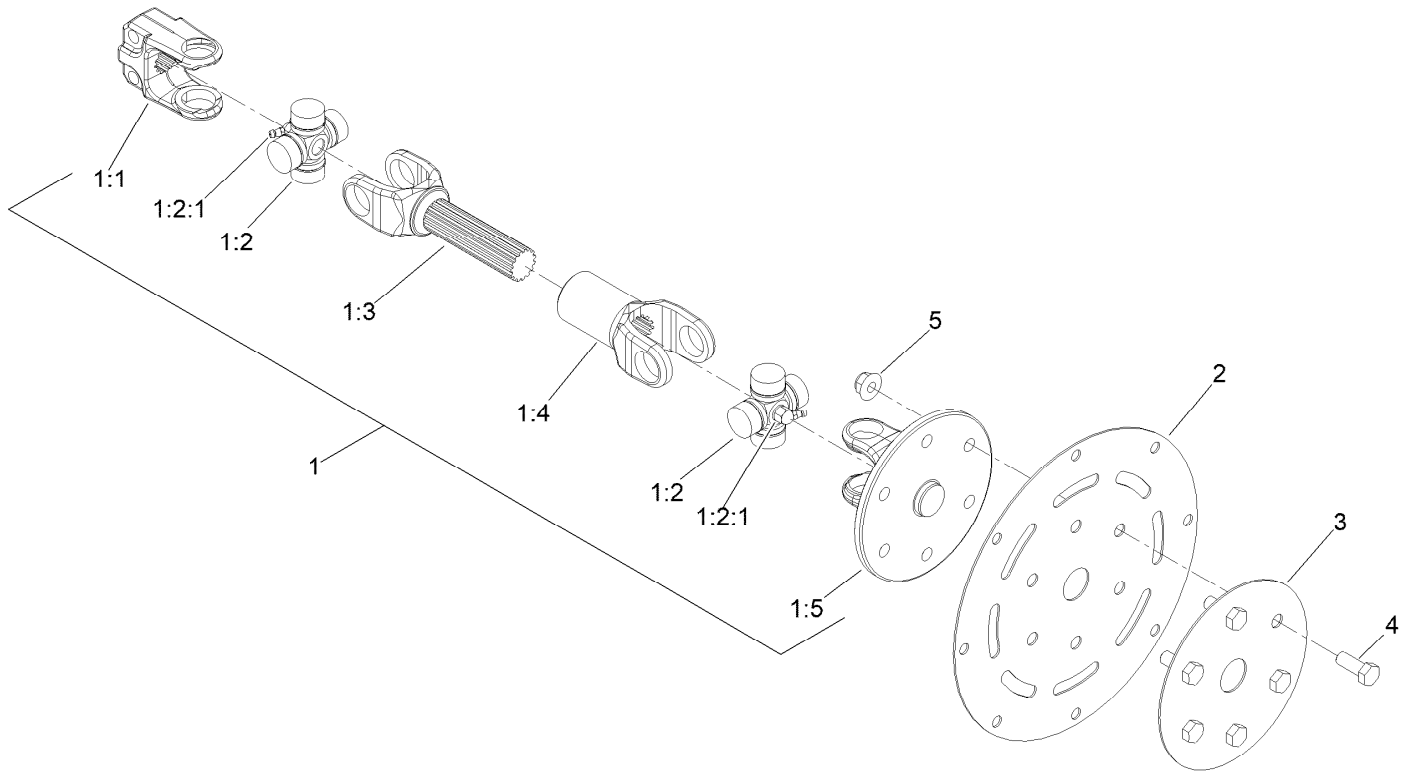
<i>Ref.</i>	<i>Part Number</i>	<i>Qty.</i>	<i>Description</i>	<i>Ref.</i>	<i>Part Number</i>	<i>Qty.</i>	<i>Description</i>
39	125-7025	1	Filter-Engine, Oil	43	136-8040-0P	2	Ring - Backup
40	120-2949-0P	1	Stand ASM [primed]	45	108-1799-0P	1	Hoop - Guard
41	121-5595-0P	1	Bracket-Tailpipe	46	3234-5	2	Screw-HHF
42	2412-46	1	Clamp				



Air Cleaner Assembly No. 98-4517

<i>Ref.</i>	<i>Part Number</i>	<i>Qty.</i>	<i>Description</i>
1		1	Body ASM ●
2	108-3810	1	Filter-Air
3	98-9771	1	Cover ASM
4	87-9400	1	Valve-Vacuator
5		1	Plug ●

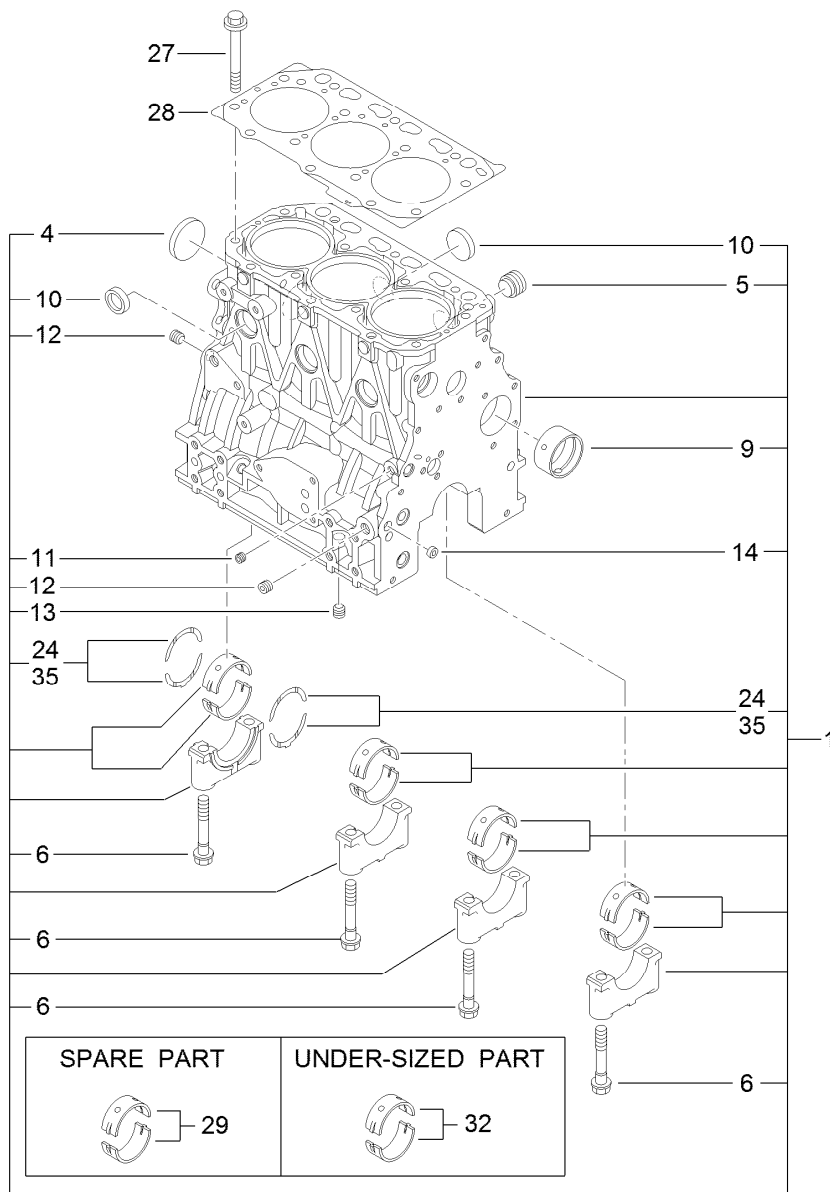
● Not serviced separately



Driveshaft Assembly No. 145-2508

<i>Ref.</i>	<i>Part Number</i>	<i>Qty.</i>	<i>Description</i>
1		1	Driveshaft ●
1:1	145-2535	1	Yoke-Driveshaft, 13T
1:2	54-9180	2	U-Joint Kit
1:2:1	62-3820	1	Fitting-Grease
1:3	108-0632	1	Yoke And Shaft ASM
1:4	108-0633	1	Yoke-Telescoping
1:5	145-2546	1	Yoke ASM
2	138-6933-0P	1	Plate-Flywheel Adapter
3	133-2963-0P	1	Ring-Backup
4	323-6	6	Screw-HH
5	104-8301	6	Nut-HF, NI

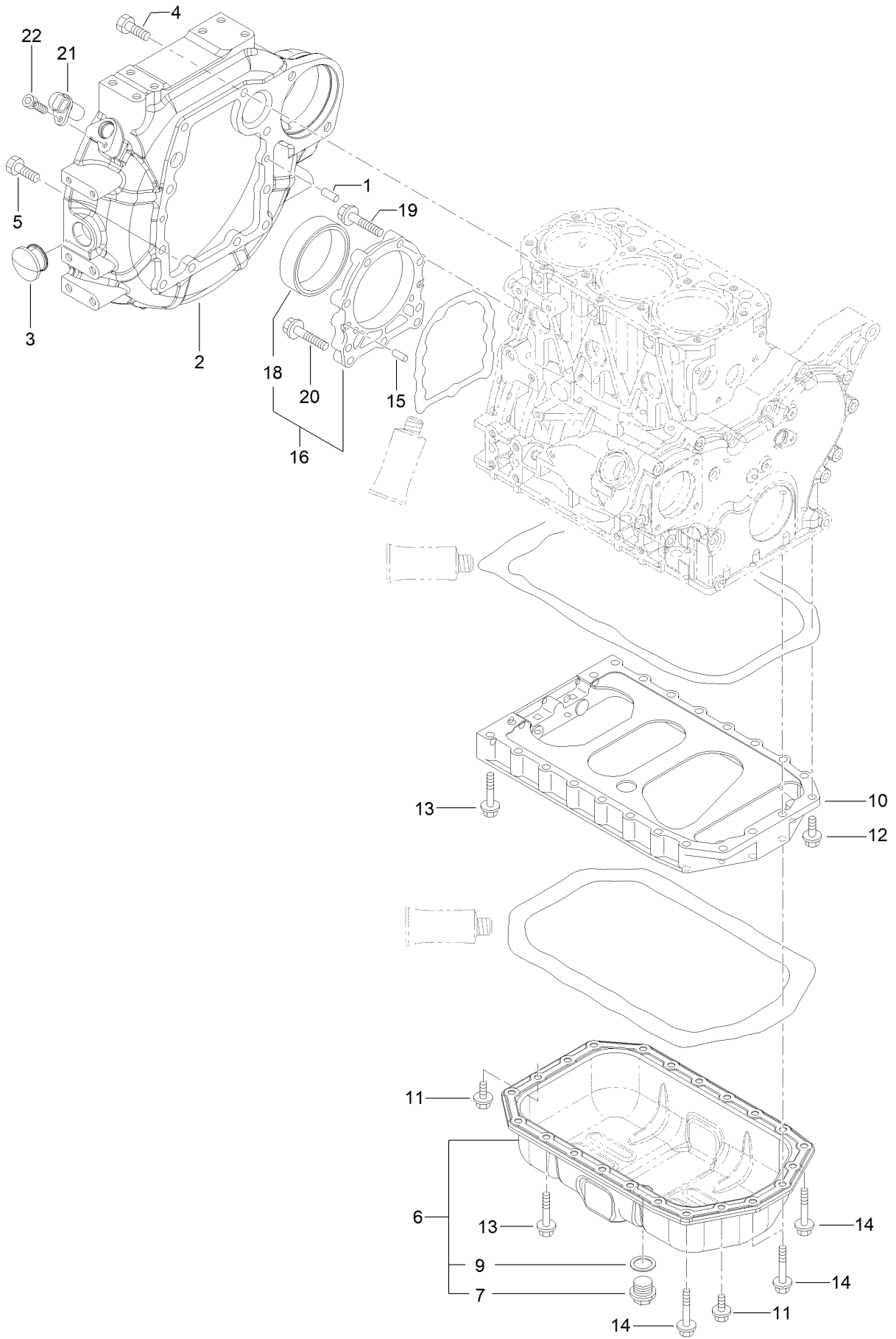
● Not serviced separately



Cylinder Block Assembly

Ref.	Part Number	Qty.	Description	Ref.	Part Number	Qty.	Description
1	127-3750	1	Cylinder Block ASM	13	125-6973	1	Plug
4	125-6980	1	Plug	14	125-7237	1	Plug
5	125-7170	1	Plug	24	125-7010	2	Metal-Thrust
6	125-7007	8	Bolt	27	125-7006	14	Bolt
9	125-7108	1	Bushing	28	127-3751	1	Head Gasket ASM
10	125-7239	6	Plug	29	125-6981	4	Metal-Main
11	125-6969	1	Plug	32	125-7009	4	Metal-Main (0.25)
12	125-6973	2	Plug	35	125-7011	1	Metal-Thrust (0.25)

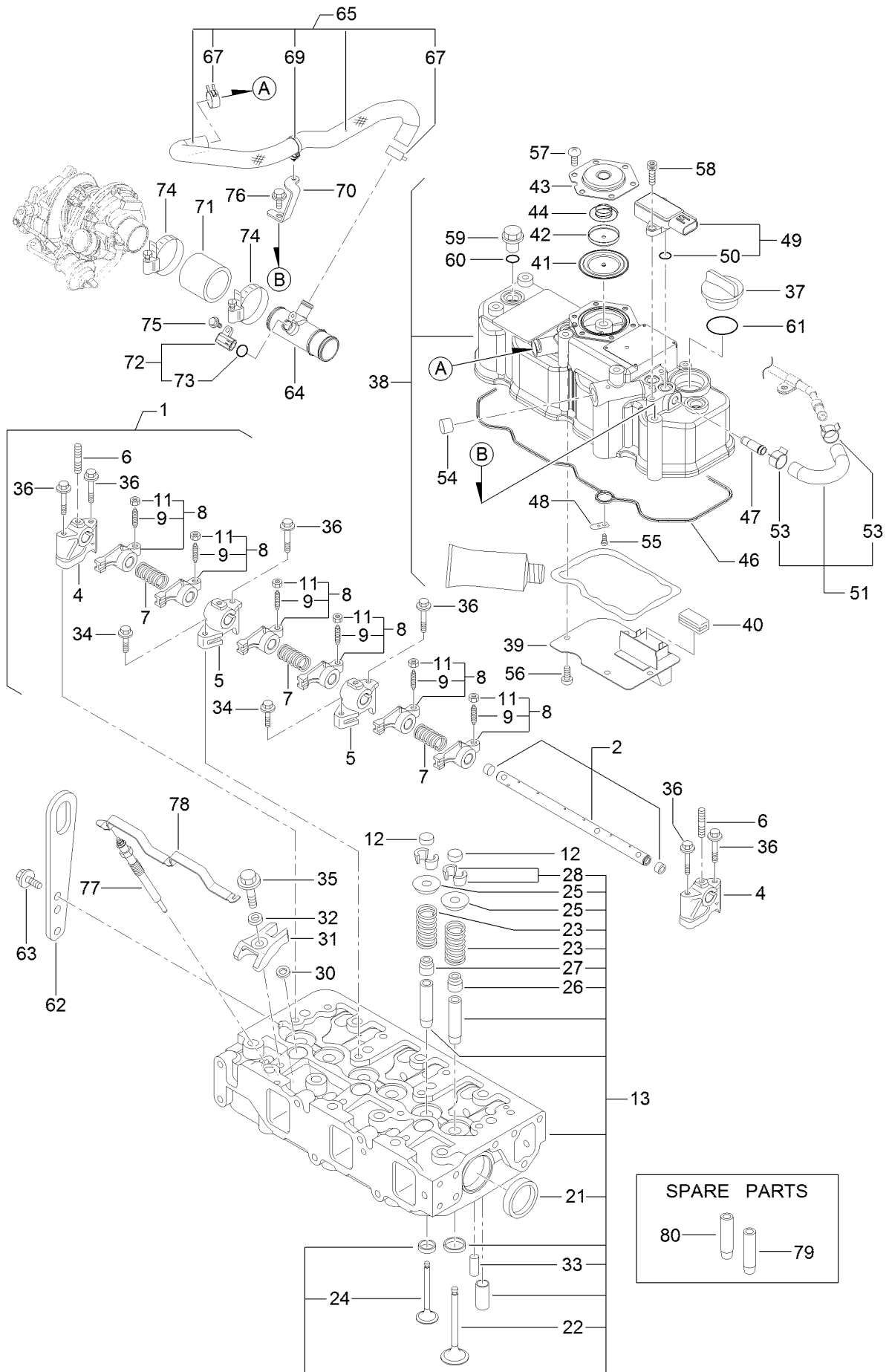
Flywheel Housing and Oil Sump Assembly



Flywheel Housing and Oil Sump Assembly (continued)

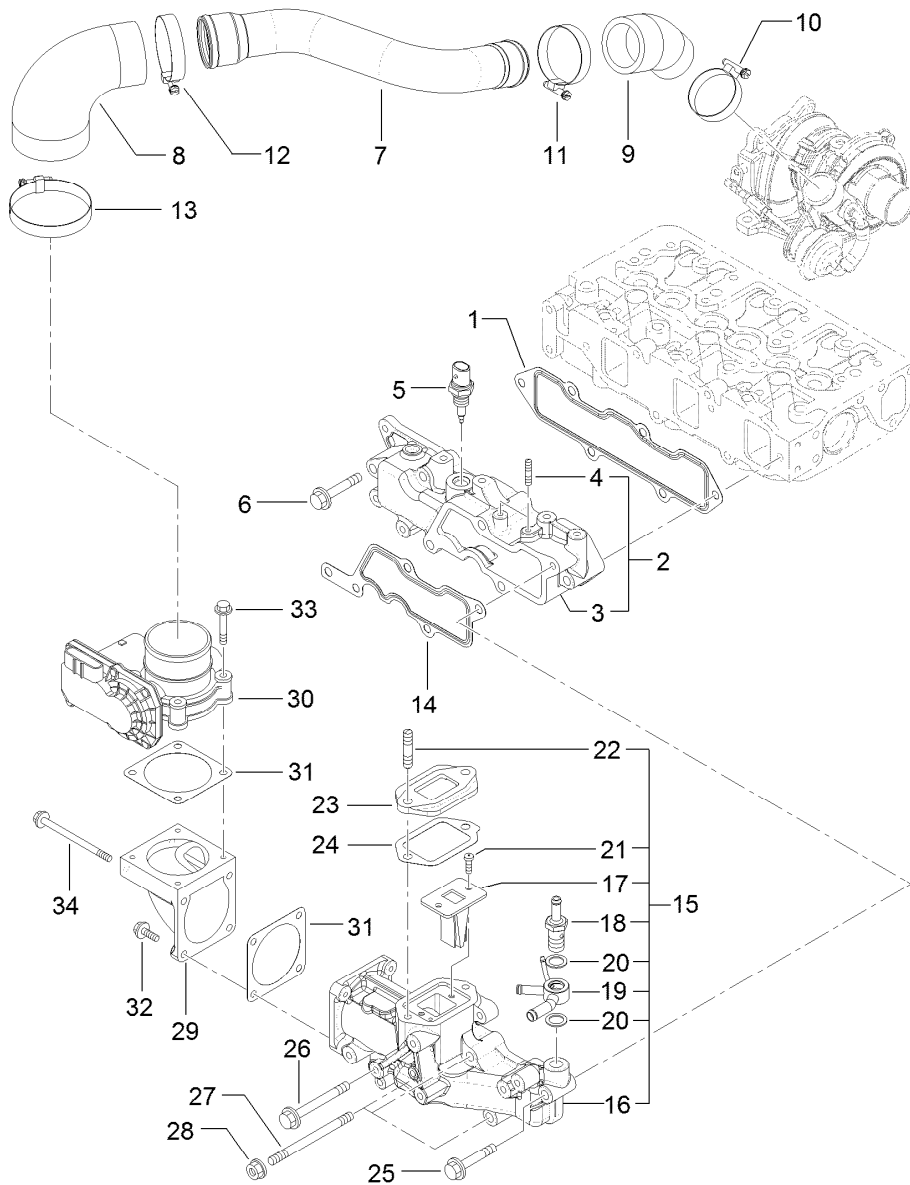
<i>Ref.</i>	<i>Part Number</i>	<i>Qty.</i>	<i>Description</i>	<i>Ref.</i>	<i>Part Number</i>	<i>Qty.</i>	<i>Description</i>
1	125-6995	1	Pin	12	125-7215	2	Bolt
2	127-3025	1	Housing-Flywheel	13	125-7219	16	Bolt
3	125-6910	1	Cap	14	125-7220	4	Bolt
4	125-7226	6	Bolt	15	125-6995	2	Pin
5	125-7227	4	Bolt	16	125-6996	1	Case ASM
6	127-3755	1	Oil Pan ASM	18	125-7106	1	Seal-Oil
7	125-6912	1	Plug-Drain	19	125-7045	6	Bolt
9	125-7177	1	Washer-Seal	20	125-7217	3	Bolt
10	127-3756	1	Spacer	21	127-3062	1	Sensor-Rev, Flywheel
11	125-7214	4	Bolt	22	127-3184	1	Bolt

Cylinder Head and Cover Assembly



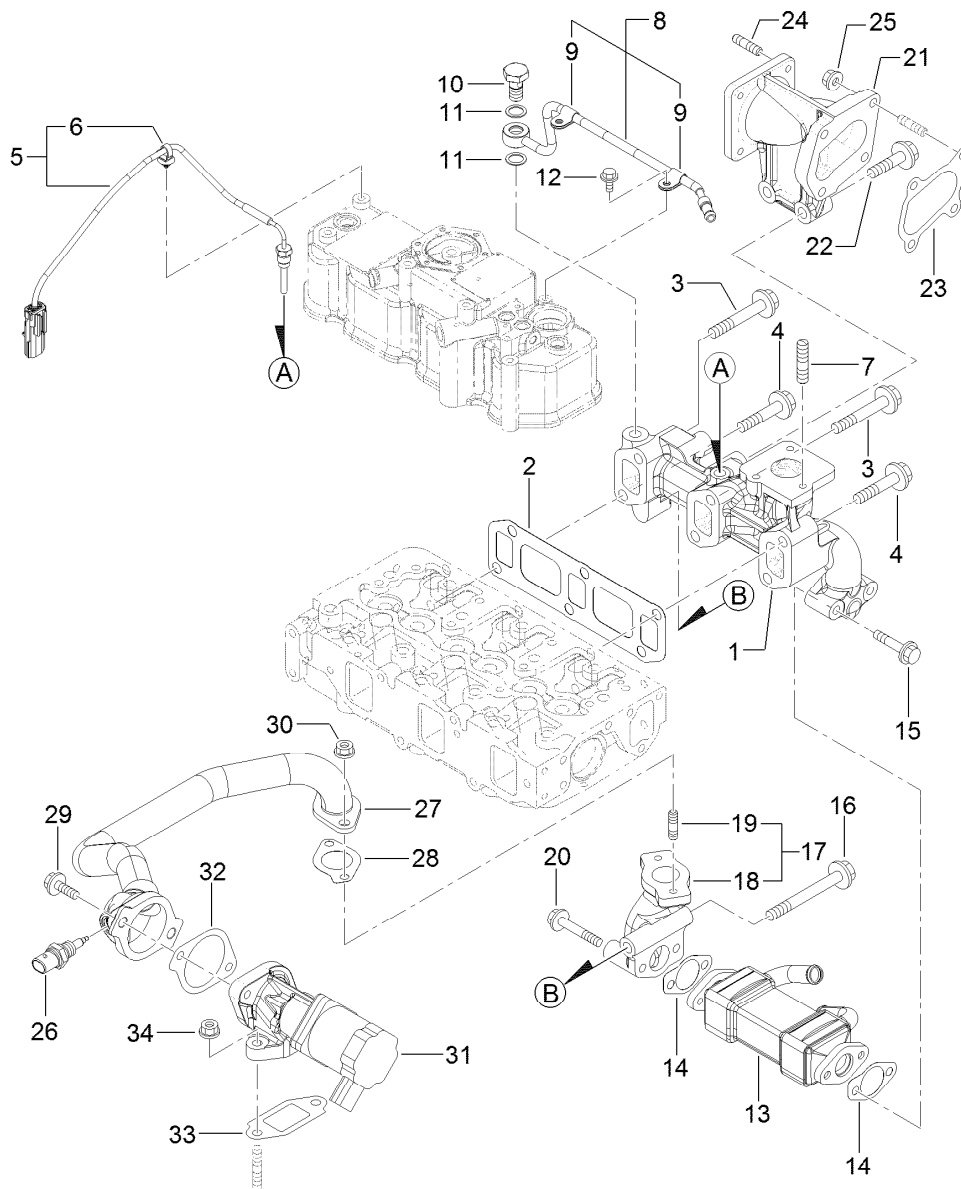
Cylinder Head and Cover Assembly (continued)

<i>Ref.</i>	<i>Part Number</i>	<i>Qty.</i>	<i>Description</i>	<i>Ref.</i>	<i>Part Number</i>	<i>Qty.</i>	<i>Description</i>
1	127-3757	1	Shaft ASM	46	127-3762	1	Gasket-Cover, Cylinder Head
2	127-3758	1	Shaft	47	127-3026	1	Joint
4	127-2974	2	Support	48	125-6994	1	Spring
5	127-2975	2	Support	49	127-3029	1	Sensor-Pressure
6	127-3759	3	Stud	50	127-3032	2	O Ring-Sensor, Pressure
7	127-2995	3	Spring	51	127-3040	1	Hose ASM
8	127-2989	6	Arm-Rocker	53	127-3041	2	Clip-Hose
9	125-7013	6	Screw-Adjust, Valve	54	125-6913	1	Plug
11	125-7014	6	Nut	55	125-7186	1	Screw
12	127-2996	6	Cap-Valve	56	125-7186	4	Screw
13	127-3760	1	Cylinder Head ASM	57	125-7186	6	Screw
21	125-7240	2	Plug	58	127-3184	2	Bolt
22	127-2990	3	Valve	59	125-6974	3	Knob
23	127-3012	6	Spring	60	93-0418	3	O-Ring
24	127-2994	3	Valve	61	125-7197	1	O-Ring
25	127-3013	6	Retainer-Spring	62	125-7111	1	Lifter
26	127-2986	3	Seal-Stem, Valve	63	125-7214	2	Bolt
27	127-3027	3	Seal-Stem, Valve	64	127-3763	1	Joint-Breather
28	127-3186	6	Pin-Cotter	65	127-3764	1	Hose Breather ASM
30	127-3021	3	Gasket-Injector	67	125-7040	2	Clip-Hose
31	127-3028	3	Retainer-Injector	69	127-3087	1	Band-Clip
32	127-2980	3	Washer-Injector	70	127-3765	1	Stay-Hose, Breather
33	125-7184	2	Pin-Spring	71	127-3766	1	Hose, Air
34	125-7215	2	Bolt	72	127-3030	1	Sensor-Temp, Air
35	125-7217	3	Bolt	73	127-3033	1	O-Ring
36	125-7220	6	Bolt	74	127-3767	2	Clamp 50
37	125-6972	1	Cover-Filler	75	125-7208	1	Bolt
38	127-3761	1	Cylinder Head Cover ASM	76	92-0803	1	Bolt
39	127-2988	1	Plate	77	127-2991	3	Plug-Glow
40	125-7012	1	Baffle	78	127-3768	1	Connector-Plug, Glow
41	125-6959	1	Diaphragm	79	127-2979	3	Guide
42	125-6960	1	Plate	80	127-2997	3	Guide-Valve
43	125-6961	1	Plate-Breather				
44	125-6962	1	Spring-Diaphragm				



Suction Manifold Assembly

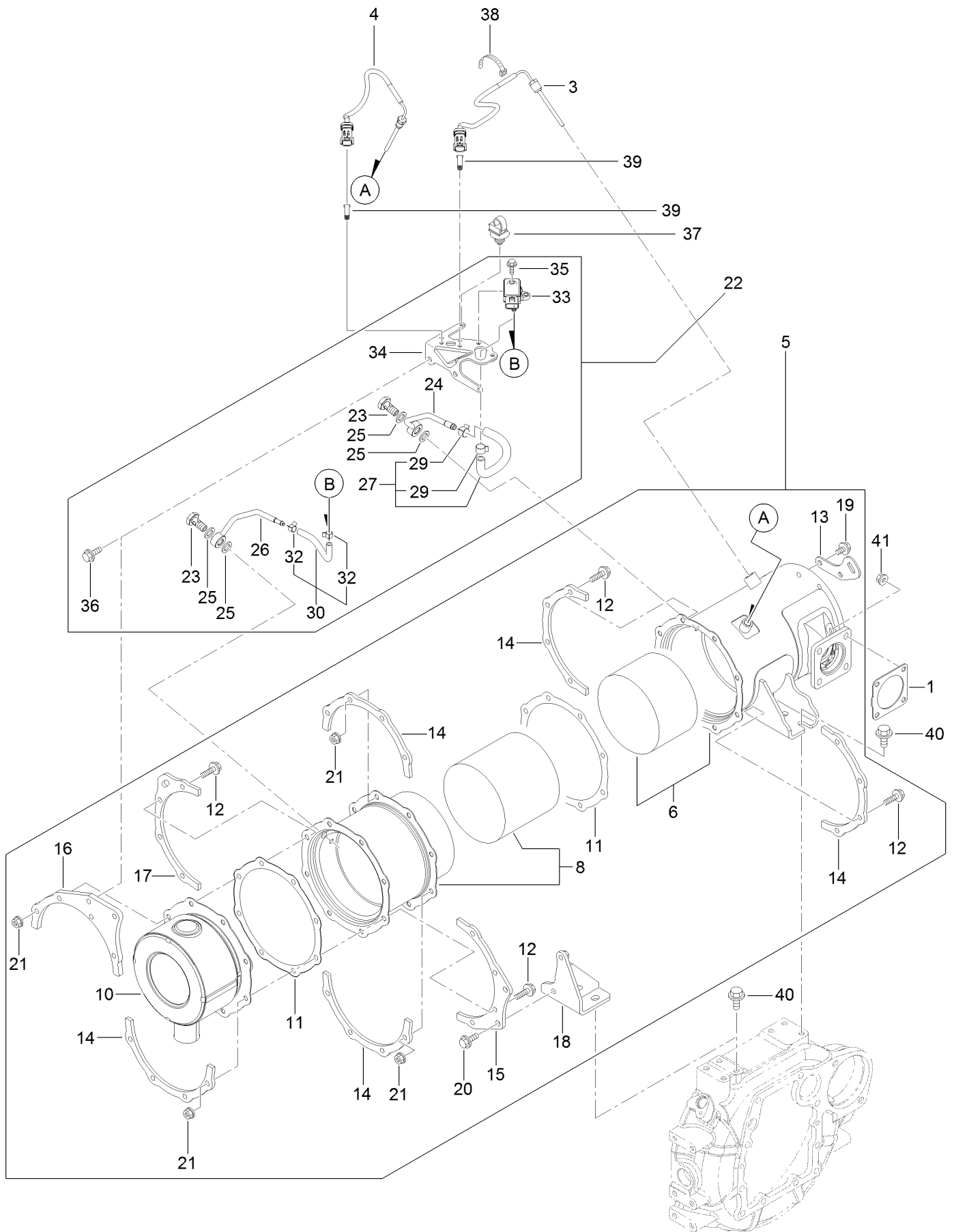
Ref.	Part Number	Qty.	Description	Ref.	Part Number	Qty.	Description
1	127-3769	1	Gasket-Manifold, Intake	18	127-3080	1	Joint-Hose
2	127-3770	1	Intake Manifold ASM	19	127-3081	1	Joint-Hose
3	127-3771	1	Manifold-Intake, Air	20	127-3166	1	Washer-Seal
4	127-3180	2	Stud	21	127-3168	11	Screw
5	127-3031	1	Sensor-Temp, Air	22	127-3181	1	Stud
6	125-7220	3	Bolt	23	127-3045	1	Spacer-Valve, E G R
7	127-3772	1	Duct Suction	24	127-3046	1	Gasket-E G R
8	127-3096	1	Joint-Rubber	25	125-7220	1	Bolt
9	127-3773	1	Joint, Rubber	26	127-3178	1	Bolt
10	125-7189	1	Clamp-Hose	27	127-3182	3	Stud
11	127-3170	1	Clamp-Hose	28	125-7229	3	Nut
12	125-7190	1	Clamp-Hose	29	127-3035	1	Bend-Inlet
13	127-3171	1	Clamp-Hose	30	127-3036	1	Body-Throttle
14	127-3034	1	Gasket-Collector	31	127-3037	2	Gasket-Throttle
15	127-3093	1	Intake Collector ASM	32	125-7209	2	Bolt
16	127-3092	1	Collector-Intake	33	125-7211	4	Bolt
17	127-3139	1	Valve-Reed	34	127-3177	2	Bolt



Exhaust Manifold Assembly

Ref.	Part Number	Qty.	Description	Ref.	Part Number	Qty.	Description
1	127-3774	1	Manifold-Exhaust	18	127-3049	1	Pipe-Out, E G R
2	127-3775	1	Gasket-Manifold, Exhaust	19	125-7043	2	Stud
3	127-3776	4	Bolt-Flange	20	125-7220	2	Bolt
4	127-3094	2	Bolt	21	127-3778	1	Pipe Extension ASM
5	127-3777	1	Sensor-Temp, Exhaust	22	127-3138	2	Bolt-Flange
6	127-3087	1	Band-Clip	23	127-3779	1	Gasket-Out, T C
7	125-7043	3	Stud	24	125-6906	4	Stud
8	127-3038	1	Exhaust Pipe ASM	25	125-7229	4	Nut
9	127-3173	2	Clamp	26	127-3047	1	Sensor-Gas Temp, E G R
10	127-3039	1	Bolt-Joint, Pipe	27	127-3780	1	E G R Pipe ASM
11	127-3174	2	Gasket	28	127-3016	1	Gasket
12	125-7206	2	Bolt	29	125-7215	2	Bolt
13	127-3042	1	Cooler-E G R	30	125-7229	2	Nut
14	127-3043	2	Gasket-Cooler, E G R	31	127-3781	1	Valve-E G R
15	127-2976	2	Bolt	32	127-3050	1	Gasket-Intake Valve, E G R
16	127-3022	1	Bolt-Flange	33	127-3051	1	Gasket-Out Valve, E G R
17	127-3048	1	E G R Pipe ASM	34	125-7229	2	Nut

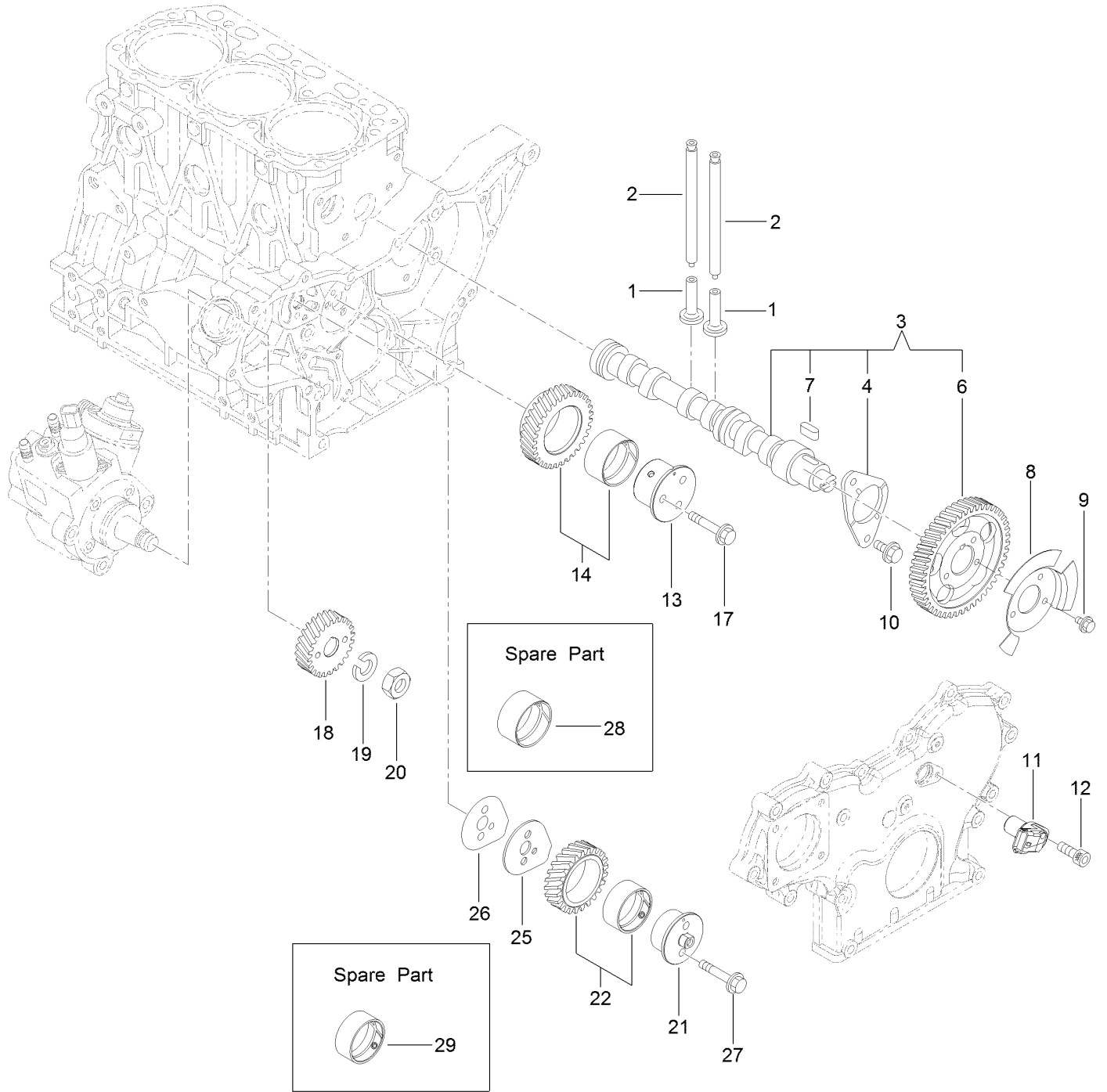
Diesel Particulate Filter Assembly



Diesel Particulate Filter Assembly (continued)

<i>Ref.</i>	<i>Part Number</i>	<i>Qty.</i>	<i>Description</i>	<i>Ref.</i>	<i>Part Number</i>	<i>Qty.</i>	<i>Description</i>
1	127-3019	1	Gasket	23	127-3039	2	Bolt-Joint, Pipe
3	127-4764	1	Sensor-Temp, Exhaust	24	127-3795	1	Pipe-Sensor
4	127-3112	1	Sensor-Temp, Exhaust	25	127-3056	4	Gasket-Sensor
5	127-3783	1	D P F ASM	26	127-3796	1	Pipe-Sensor
6	127-3784	1	Case-D O C	27	127-3114	1	Exhaust Hose ASM
8	127-3785	1	Case-Filter, Soot	29	127-3057	2	Clip-Hose
10	127-3786	1	Silencer-D P F	30	127-3059	1	Exhaust Pressure Hose ASM
11	127-3787	2	Gasket-D P F	32	127-3058	2	Clip-Hose
12	127-3055	16	Bolt	33	127-3060	1	Sensor-Pressure
13	127-3788	1	Lifter-D P F	34	127-3061	1	Bracket-Sensor, Pressure
14	127-3789	5	Stiffener-D P F, A	35	125-7208	2	Bolt
15	127-3790	1	Stiffener-D P F, B	36	125-7595	2	Bolt
16	127-3791	1	Stiffener-D P F, C	37	127-3087	1	Band-Clip
17	127-3792	1	Stiffener-D P F, C	38	127-3124	1	Band
18	127-3793	1	Stay-D P F	39	127-3088	2	Clip-Connector
19	125-7213	2	Bolt	40	127-3179	4	Bolt
20	125-7594	2	Bolt	41	125-7229	4	Nut
21	125-7229	16	Nut				
22	127-3794	1	Pressure Sensor Unit				

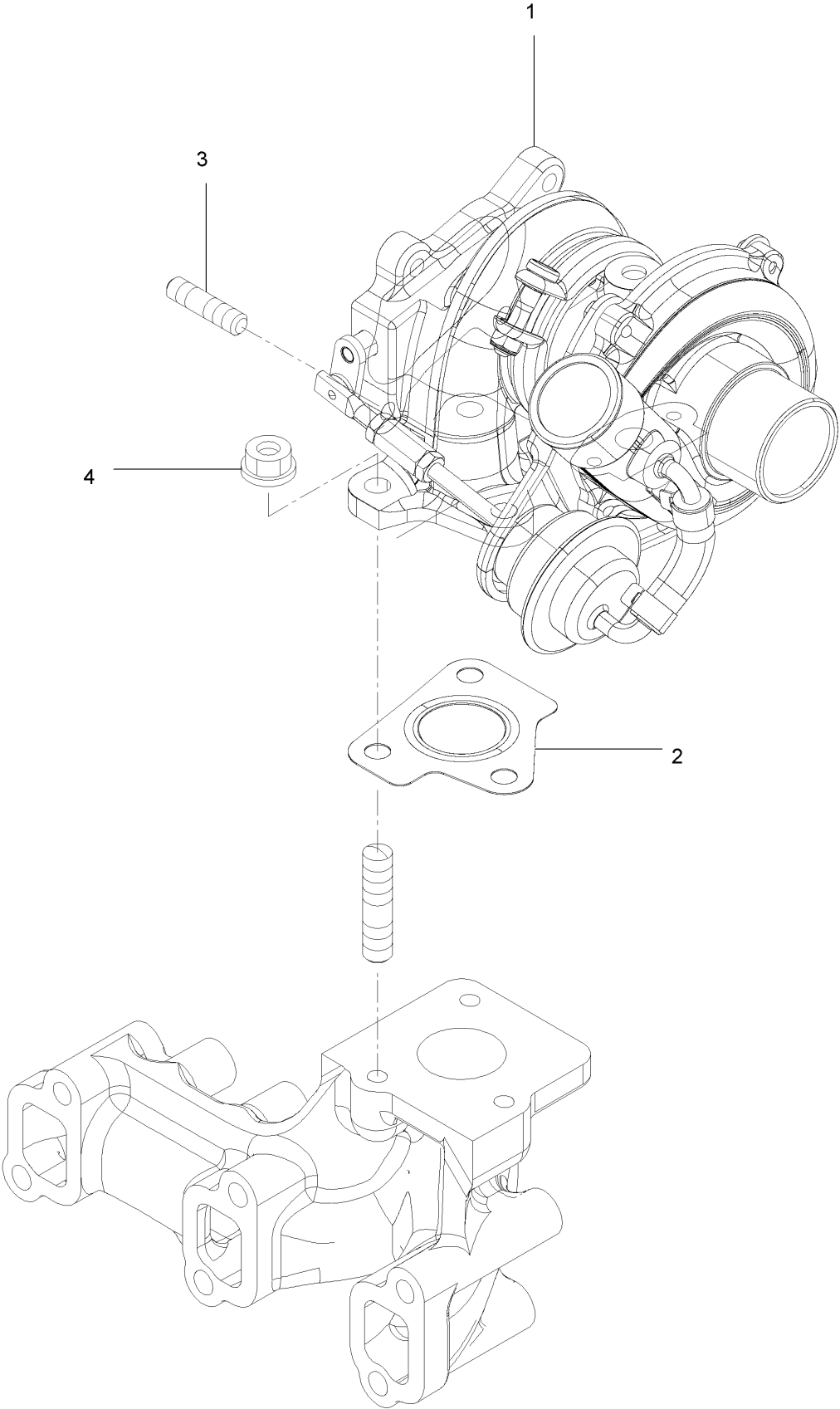
Camshaft and Driving Gear Assembly



Camshaft and Driving Gear Assembly (continued)

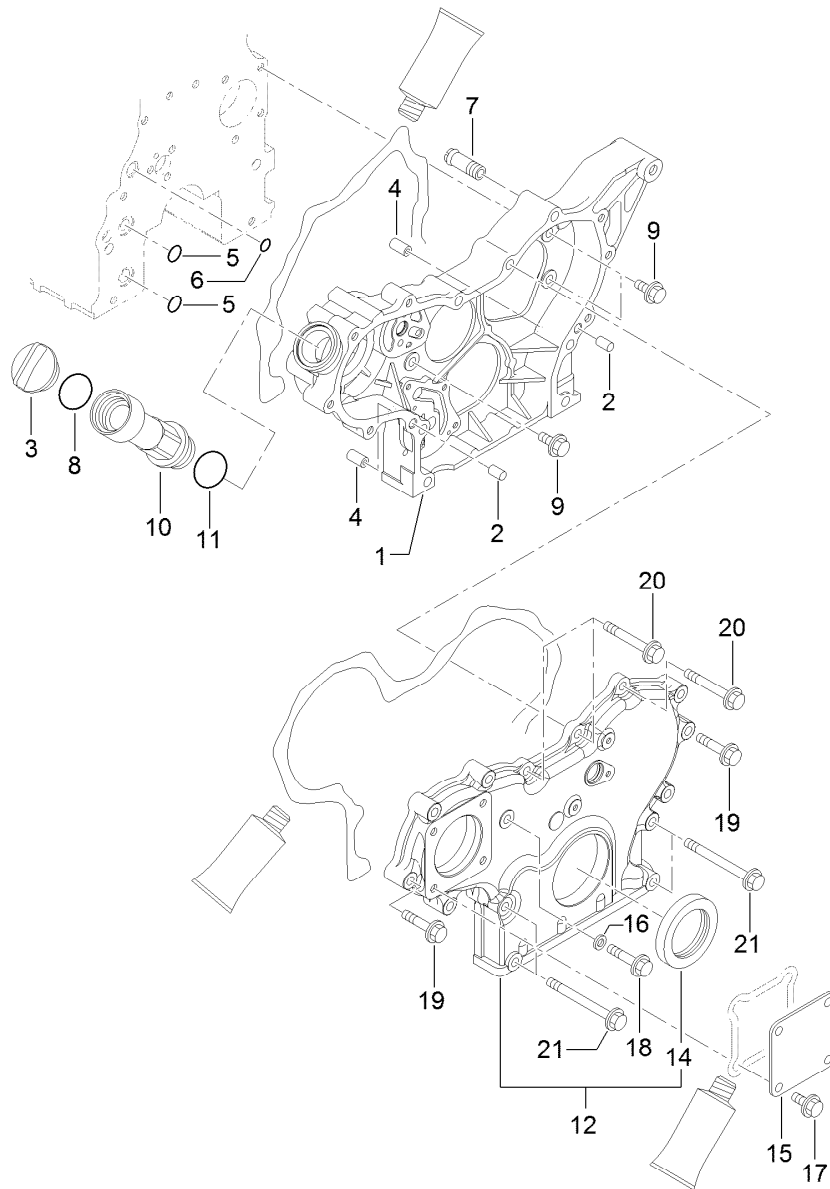
<i>Ref.</i>	<i>Part Number</i>	<i>Qty.</i>	<i>Description</i>	<i>Ref.</i>	<i>Part Number</i>	<i>Qty.</i>	<i>Description</i>
1	125-7016	6	Tappet	14	127-3066	1	Idle Gear A ASM
2	125-7017	6	Rod-Push	17	125-7219	3	Bolt
3	127-3797	1	Camshaft ASM	18	127-3070	1	Gear-Pump, Supply
4	125-7008	1	Metal-Thrust	19	127-3167	1	Washer-Spring
6	127-3052	1	Gear-Camshaft	20	127-3185	1	Nut-Lock
7	125-7185	1	Key	21	127-3064	1	Shaft-Idle, Gear B
8	127-3053	1	Pulser-Camshaft	22	127-3067	1	Idle Gear B ASM
9	125-7205	3	Bolt	25	127-3068	1	Plate-Idle, Shaft
10	125-7213	2	Bolt	26	127-3069	1	Gasket-Idle, Shaft B
11	127-3054	1	Sensor-Rev, Gear	27	125-7218	2	Bolt
12	127-3184	1	Bolt	28	125-6927	1	Bushing
13	127-3063	1	Shaft-Idle, Gear A	29	127-3065	1	Bushing

Turbine Assembly



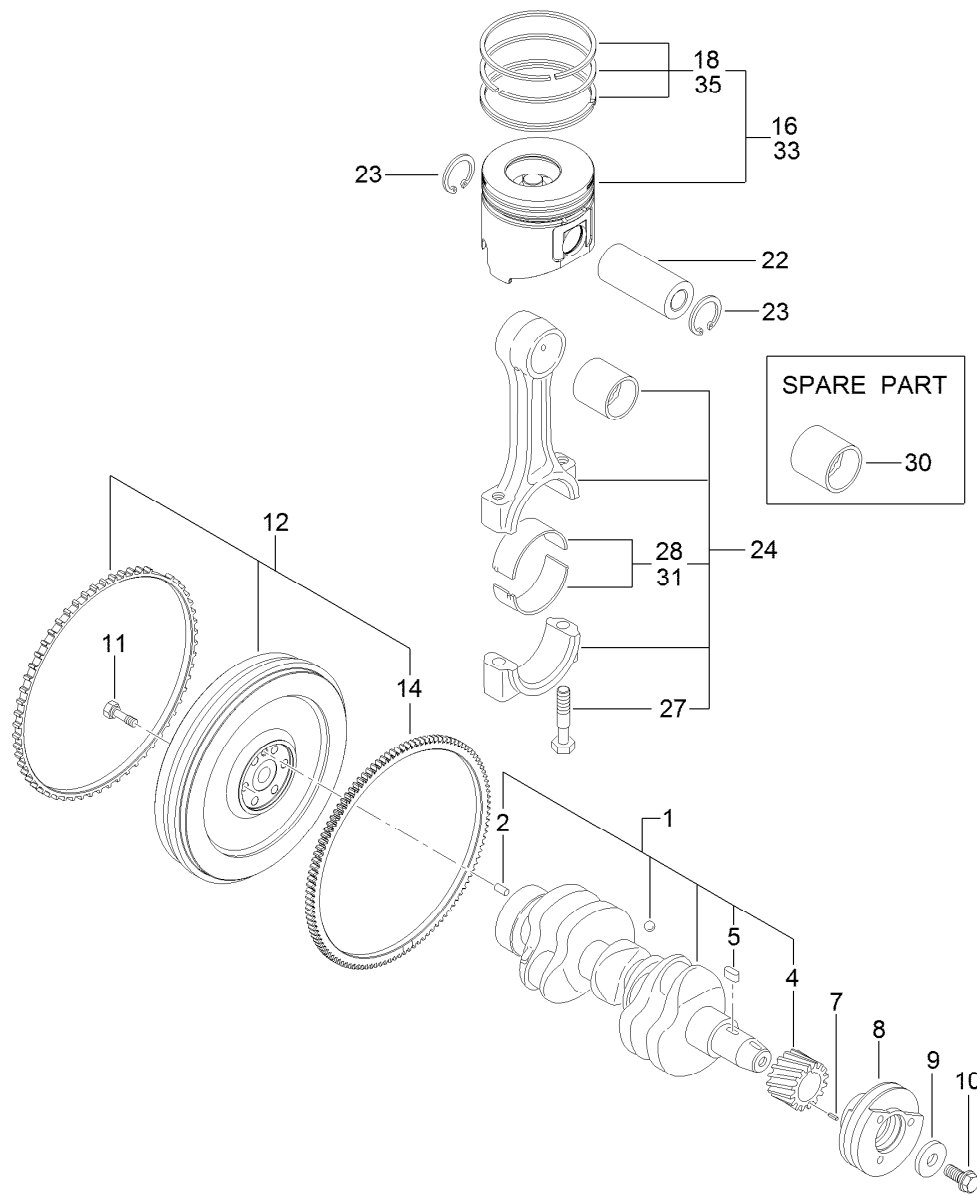
Turbine Assembly (continued)

<i>Ref.</i>	<i>Part Number</i>	<i>Qty.</i>	<i>Description</i>	<i>Ref.</i>	<i>Part Number</i>	<i>Qty.</i>	<i>Description</i>
1	135-4151	1	Turbocharger	3	125-6906	4	Stud
2	127-3799	1	Gasket-In, T C	4	125-7229	3	Nut



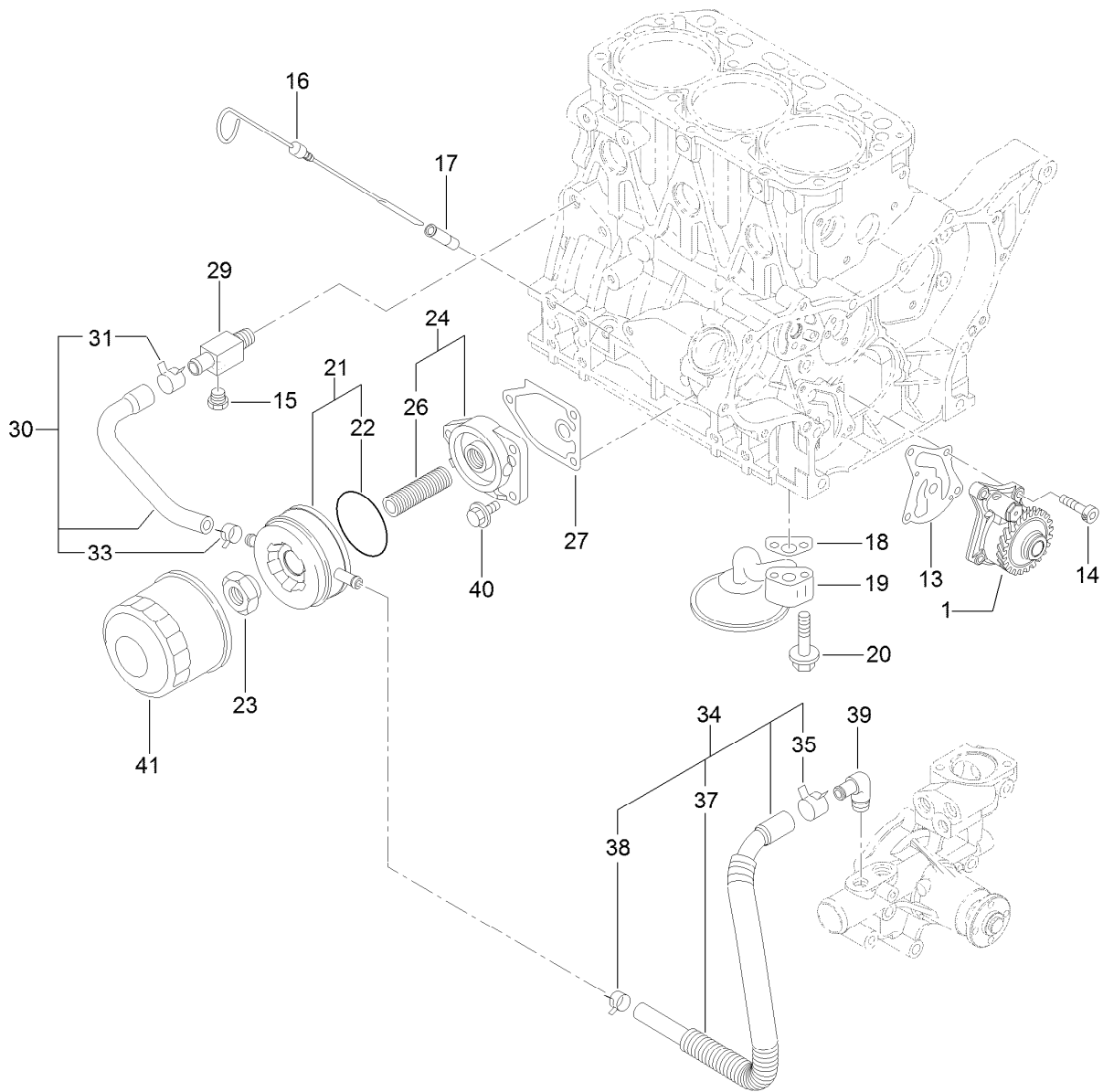
Gear Housing Assembly

<i>Ref.</i>	<i>Part Number</i>	<i>Qty.</i>	<i>Description</i>	<i>Ref.</i>	<i>Part Number</i>	<i>Qty.</i>	<i>Description</i>
1	127-3752	1	Case-Gear	11	125-7197	1	O-Ring
2	125-6995	2	Pin	12	127-3024	1	Gearcase Cover ASM
3	125-6972	1	Cover-Filler	14	125-6944	1	Seal-Oil
4	125-7107	2	Pipe	15	125-6977	1	Cover
5	125-6909	2	O-Ring	16	125-7174	1	Washer-Seal
6	127-2973	1	O-Ring	17	125-7214	4	Bolt
7	127-3753	1	Joint	18	125-7217	1	Bolt
8	125-7197	1	O-Ring	19	125-7218	7	Bolt
9	125-7214	3	Bolt	20	125-7222	3	Bolt
10	127-3754	1	Pipe	21	125-7224	4	Bolt



Crankshaft and Piston Assembly

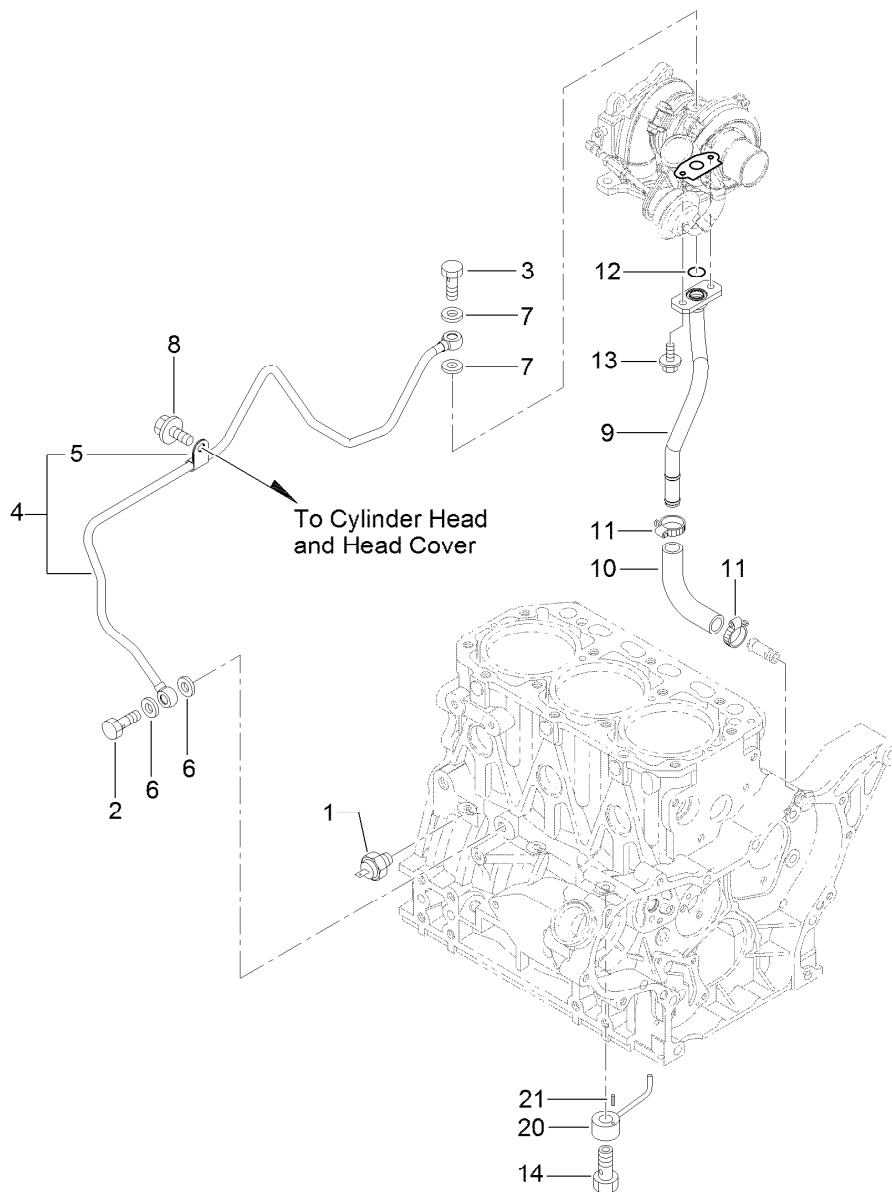
Ref.	Part Number	Qty.	Description	Ref.	Part Number	Qty.	Description
1	127-3800	1	Crankshaft ASM	16	127-3097	3	Piston ASM
2	125-6995	1	Pin	18	127-3098	3	Piston Ring ASM
4	125-6937	1	Gear	22	125-7030	3	Pin
5	125-7185	1	Key	23	125-7180	6	Ring
7	125-7182	1	Pin-Spring	24	125-7242	3	Connecting Rod ASM
8	127-3801	1	Pulley-V	27	125-6955	6	Bolt
9	125-7109	1	Washer	28	125-7018	3	Pin-Crank
10	125-6956	1	Bolt	30	125-6997	3	Pin-Piston
11	125-6951	6	Bolt	31	125-7019	3	Pin-Crank (.25)
12	127-3802	1	Flywheel ASM	33	127-3099	3	Piston ASM (0.25 O.S.)
14	125-6943	1	Gear	35	127-3100	3	Piston Ring ASM (0.25 O.S.)



Lubrication and Oil System Assembly

Ref.	Part Number	Qty.	Description
1	127-3101	1	Oil Lube Pump ASM
13	127-3004	1	Gasket
14	125-7232	4	Bolt
15	125-7171	1	Plug-Drain
16	125-6987	1	Dipstick
17	125-6954	1	Guide-Dipstick
18	125-7022	1	Gasket
19	127-3803	1	Pipe ASM
20	125-7217	2	Bolt
21	125-7074	1	Cooler ASM
22	125-7075	1	O-Ring
23	125-7041	1	Nut-Cooler, Oil
24	125-6989	1	Bracket ASM

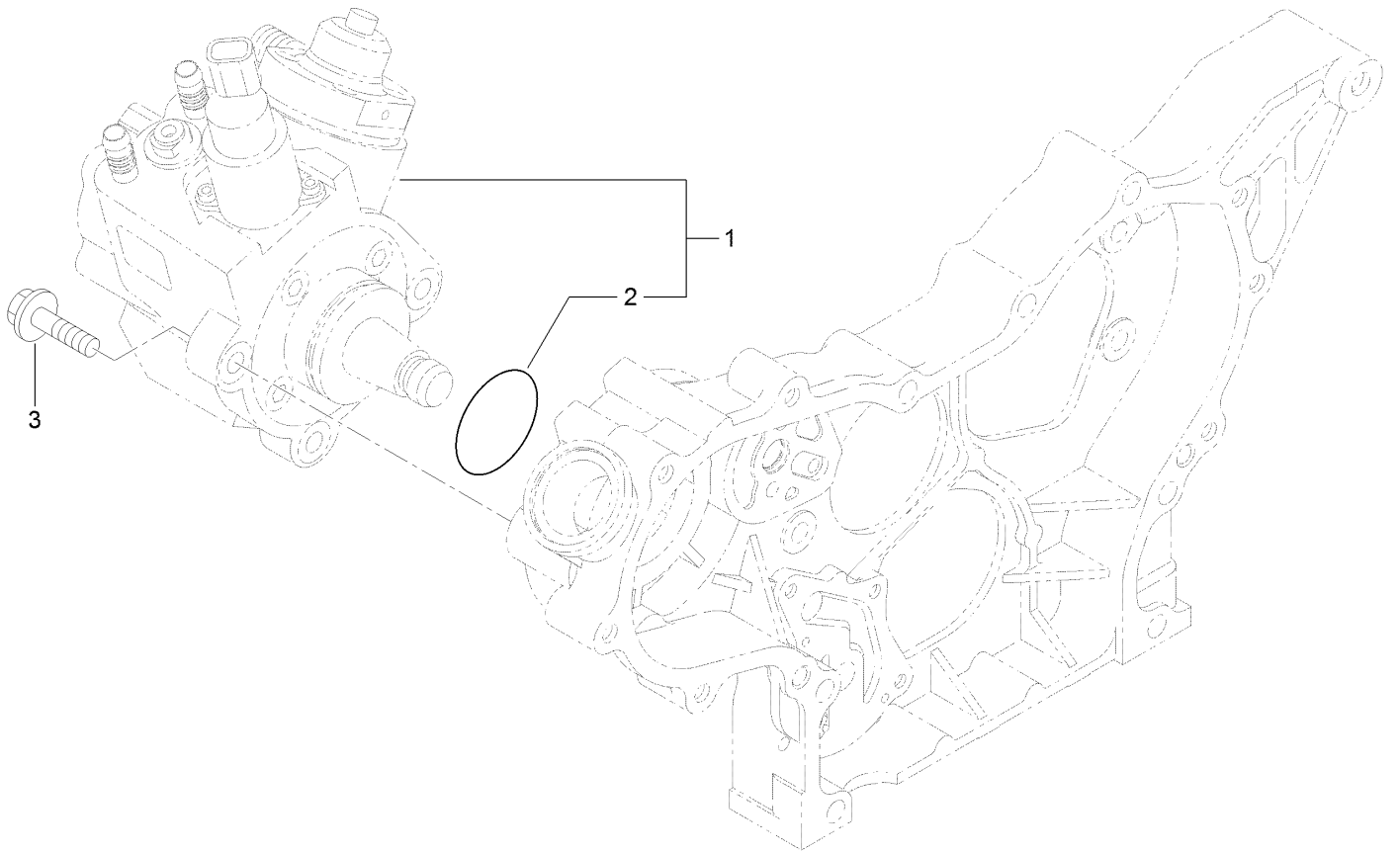
Ref.	Part Number	Qty.	Description
26	125-7042	1	Stud
27	125-7024	1	Gasket
29	125-6990	1	Joint
30	125-7078	1	Pipe ASM
31	125-7162	1	Clip
33	125-7191	1	Clamp-Hose
34	127-3804	1	Pipe ASM
35	125-7162	1	Clip
37	127-3805	1	Tube
38	125-7191	1	Clamp-Hose
39	125-7001	1	Elbow
40	125-7595	3	Bolt
41	125-7025	1	Filter-Engine, Oil



Lubrication Oil Line Assembly

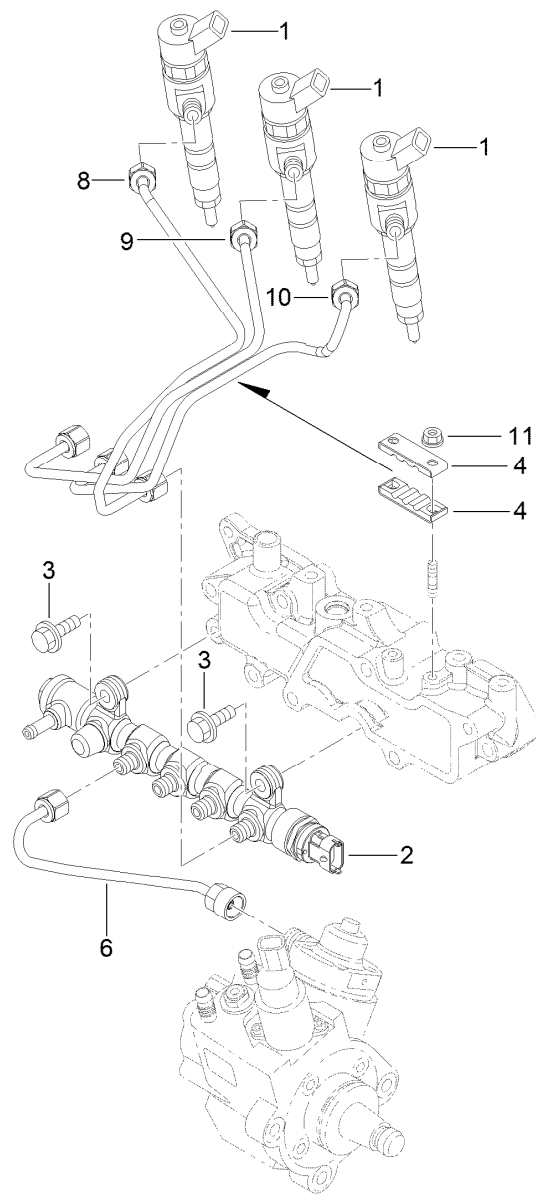
<i>Ref.</i>	<i>Part Number</i>	<i>Qty.</i>	<i>Description</i>	<i>Ref.</i>	<i>Part Number</i>	<i>Qty.</i>	<i>Description</i>
1	125-6918	1	Switch-Oil	9	127-3807	1	Pipe-Return, Lube Oil
2	125-6975	1	Bolt-Joint, Pipe	10	127-3808	1	Joint
3	125-6952	1	Bolt-Joint, Pipe	11	127-3169	2	Clamp-Hose
4	127-3806	1	Lube Oil Pipe ASM	12	125-7198	1	O-Ring
5	125-6976	1	Retainer	13	125-7208	2	Bolt
6	125-7175	2	Washer-Seal	14	125-7105	3	Check Valve ASM
7	125-7193	2	Gasket	20	125-7098	3	Nozzle
8	93-0362	1	Bolt	21	125-7182	3	Pin-Spring

Fuel System Assembly



Fuel System Assembly (continued)

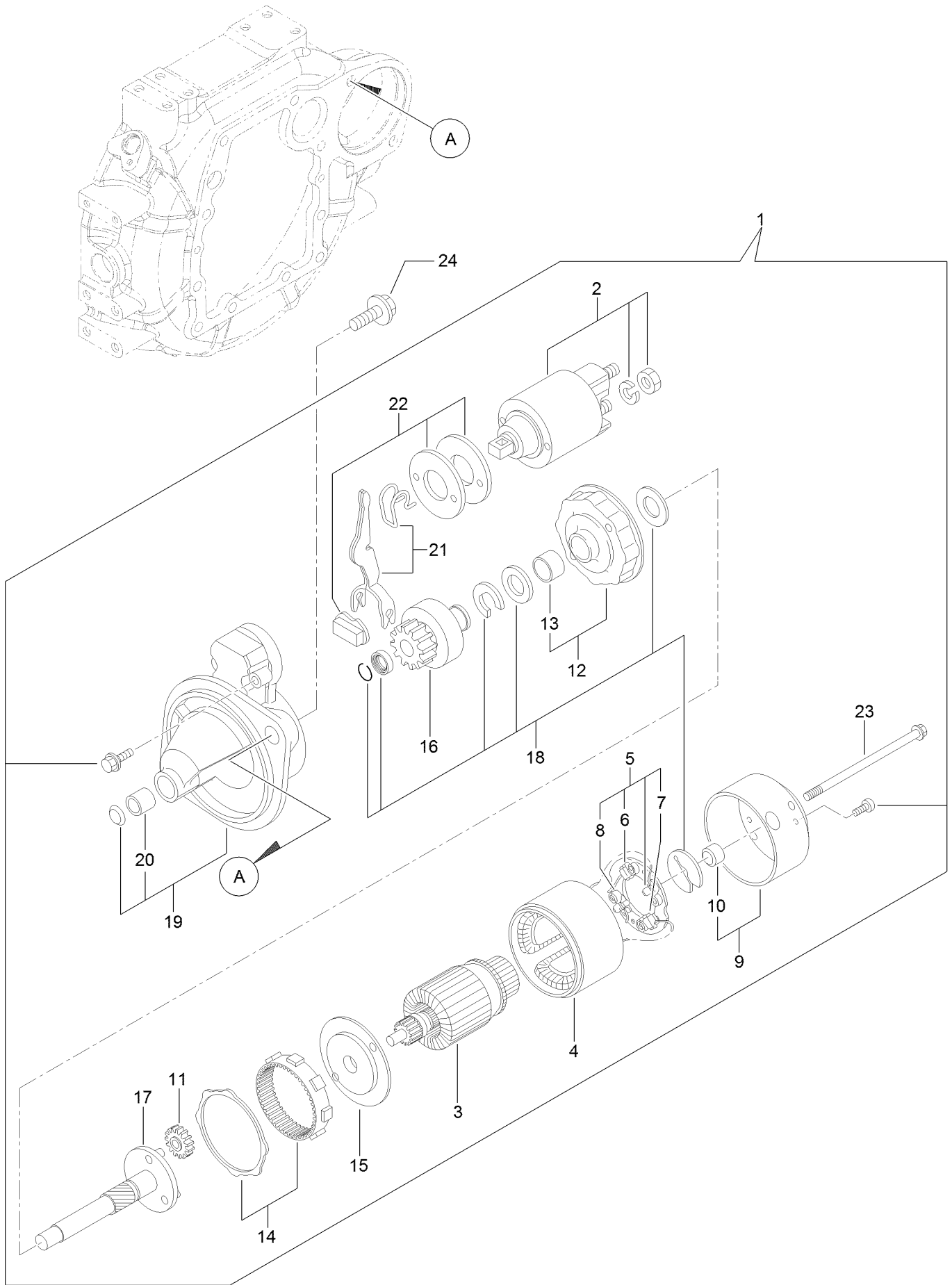
<i>Ref.</i>	<i>Part Number</i>	<i>Qty.</i>	<i>Description</i>
1	127-3073	1	Fuel Pump ASM
2	127-3074	1	O-Ring
3	125-7216	3	Bolt



Fuel Injection Valve Assembly

Ref.	Part Number	Qty.	Description
1	127-3104	3	Injector ASM
2	127-3812	1	Rail ASM
3	125-7215	2	Bolt
4	127-3813	2	Retainer
6	127-3082	1	Rail In Pipe ASM
8	127-3814	1	Injection Pipe ASM
9	127-3083	1	Injection Pipe ASM
10	127-3084	1	Injection Pipe ASM
11	125-7231	2	Nut

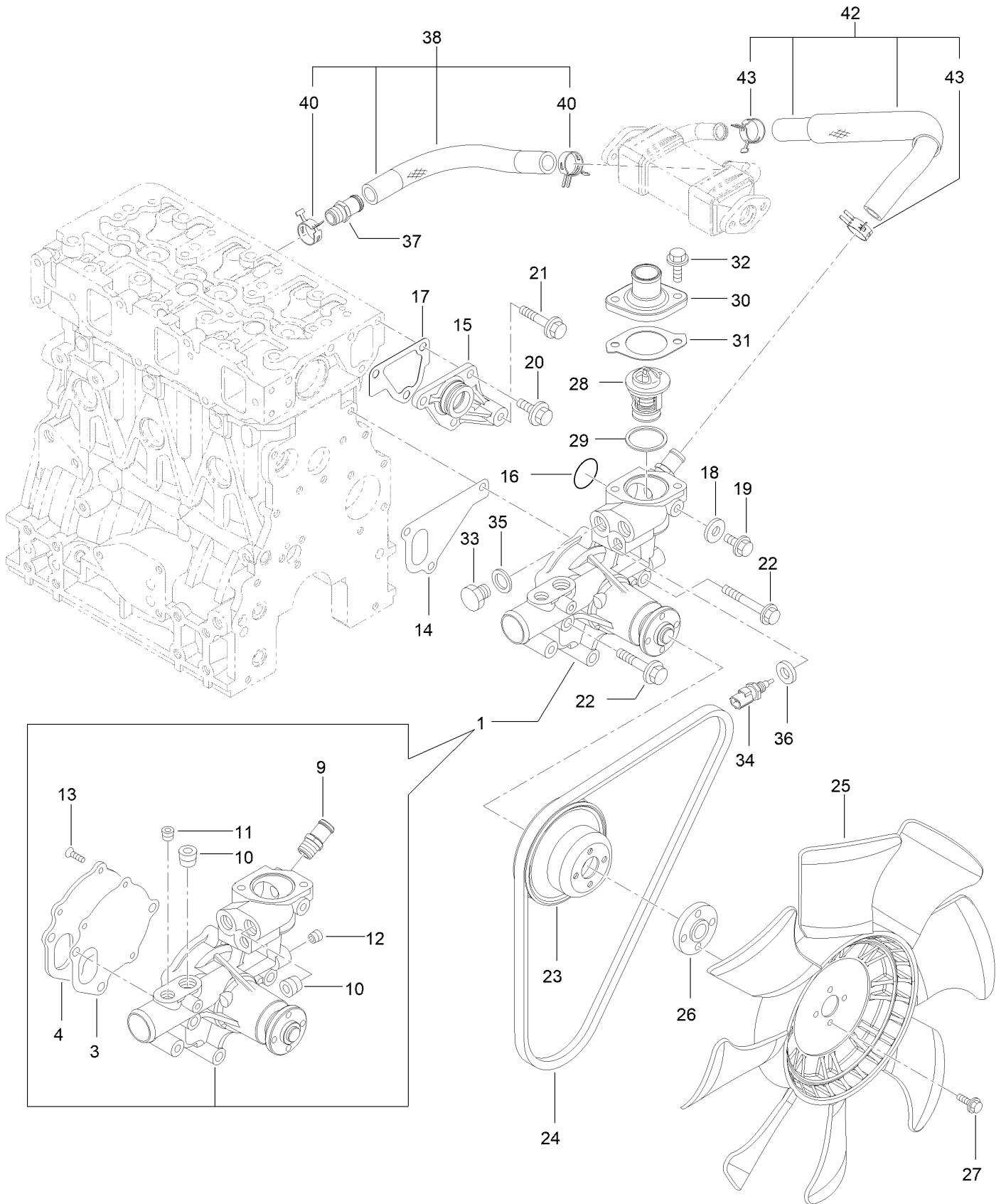
Starting Motor Assembly



Starting Motor Assembly (continued)

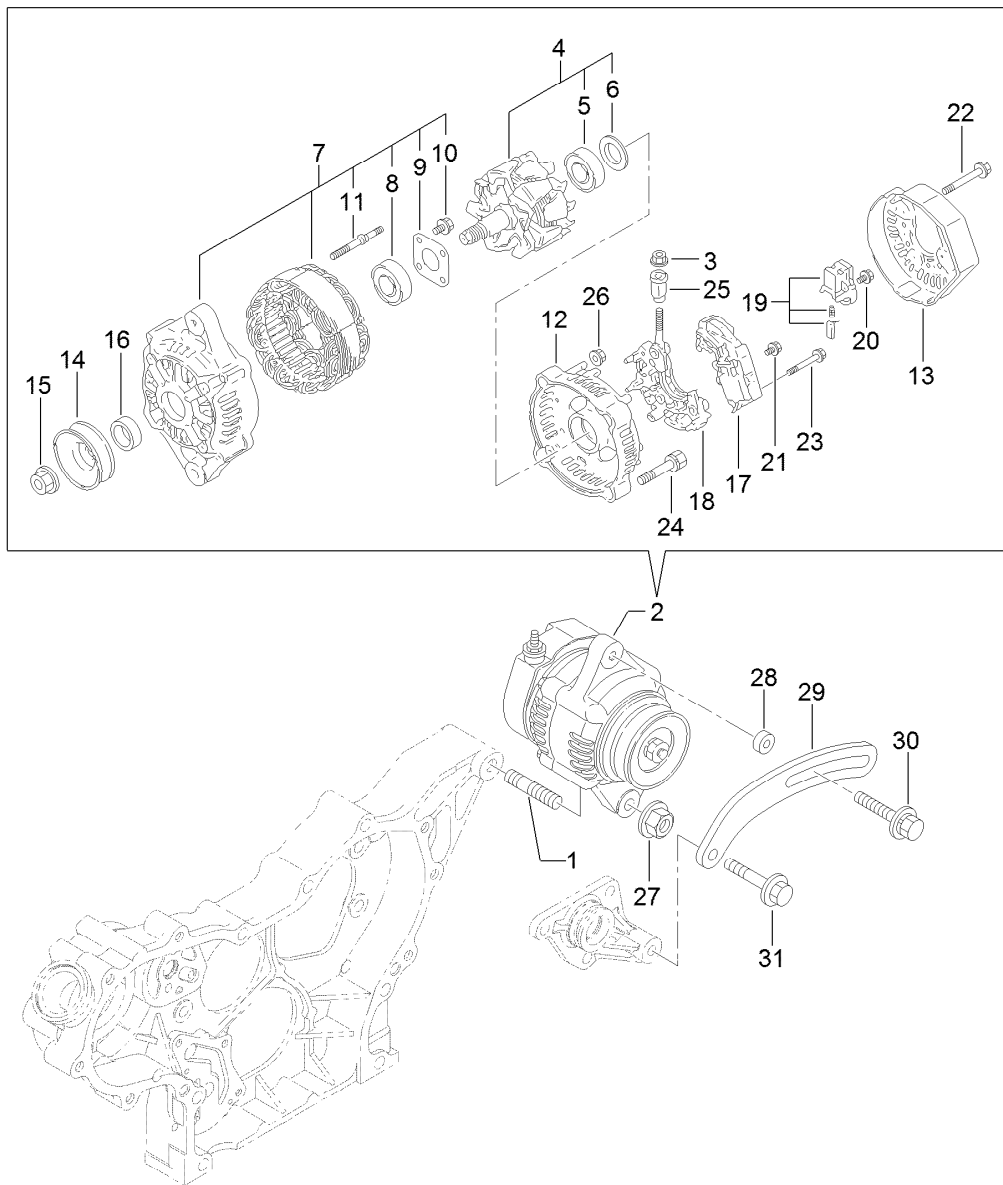
<i>Ref.</i>	<i>Part Number</i>	<i>Qty.</i>	<i>Description</i>	<i>Ref.</i>	<i>Part Number</i>	<i>Qty.</i>	<i>Description</i>
1	127-3818	1	Starter ASM	13	127-3830	1	Bracket
2	127-3819	1	Switch ASM	14	127-3831	1	Gear
3	127-3820	1	Armature ASM	15	127-3832	1	Bracket
4	127-3821	1	Yoke ASM	16	127-3833	1	Pinion ASM
5	127-3822	1	Brush Holder ASM	17	127-3834	1	Shaft
6	127-3823	2	Brush	18	127-3835	1	Washer Set
7	127-3824	1	Brush Set	19	127-3836	1	Case ASM
8	127-3825	4	Spring	20	127-3837	1	Metal-Starter
9	127-3826	1	Cover ASM	21	127-3838	1	Lever Set
10	127-3827	1	Metal	22	127-3839	1	Dust Cover ASM
11	127-3828	3	Gear	23	127-3840	2	Bolt-Through
12	127-3829	1	Bracket	24	125-7225	2	Bolt

Cooling Water System Assembly



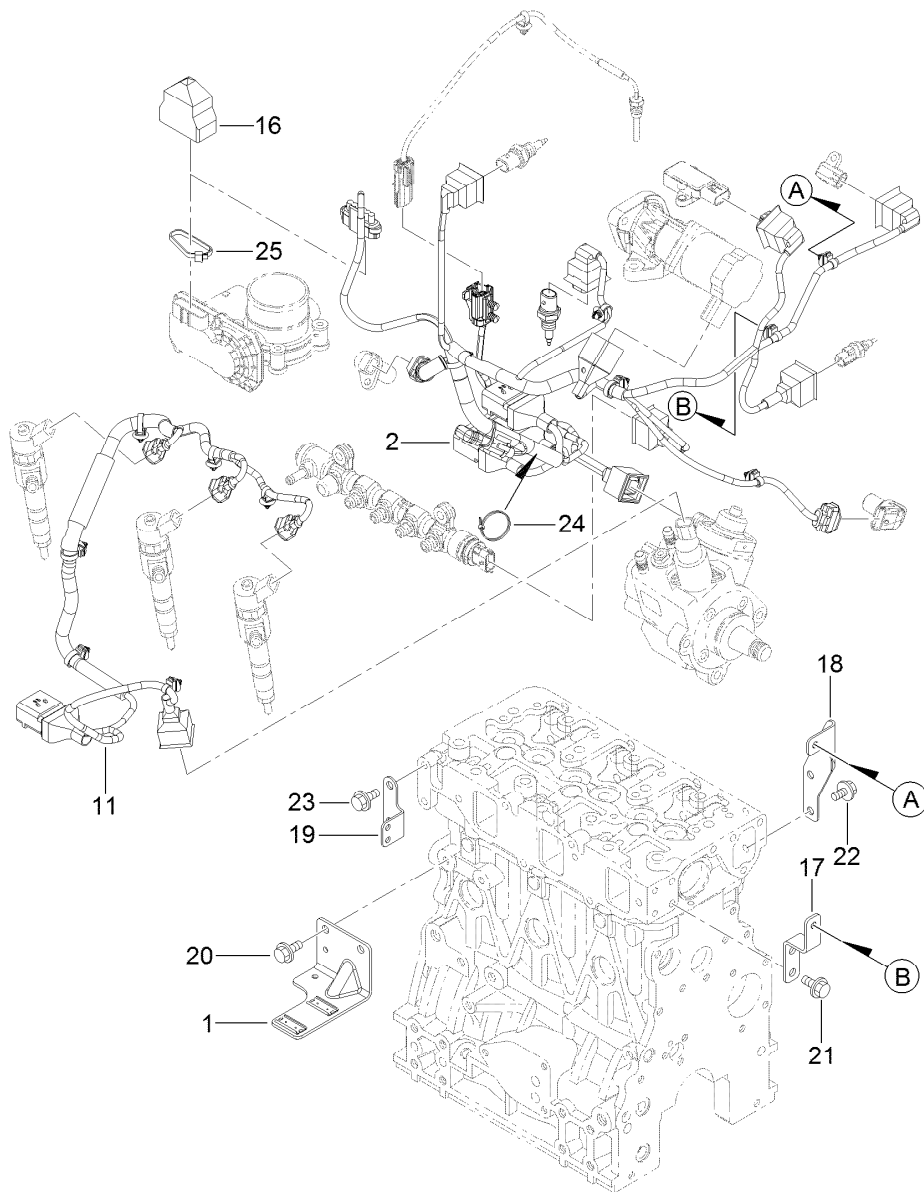
Cooling Water System Assembly (continued)

<i>Ref.</i>	<i>Part Number</i>	<i>Qty.</i>	<i>Description</i>	<i>Ref.</i>	<i>Part Number</i>	<i>Qty.</i>	<i>Description</i>
1	127-3071	1	Water Pump ASM	24	127-2998	1	V-Belt
3	125-6998	1	Gasket	25	127-3809	1	Fan
4	125-6999	1	Plate	26	127-3810	1	Spacer
9	127-3017	1	Joint	27	125-7209	4	Bolt
10	125-7123	2	Plug	28	125-7029	1	Thermostat
11	127-3175	1	Plug	29	125-7026	1	Gasket
12	125-7195	1	Plug	30	125-7034	1	Cover
13	125-7234	3	Screw	31	125-7110	1	Gasket
14	125-7047	1	Gasket	32	125-7594	2	Bolt
15	125-6986	1	Joint	33	125-6953	1	Plug
16	125-7048	1	O-Ring	34	125-7124	1	Sensor-Thermostat, CW
17	125-6978	1	Gasket	35	125-6979	1	Gasket
18	125-7192	1	Gasket	36	125-7176	1	Washer-Seal
19	93-0362	1	Bolt	37	127-3017	1	Joint
20	125-7214	3	Bolt	38	127-3072	1	Water In Pipe ASM
21	125-7219	1	Bolt	40	127-3020	2	Clip-Hose
22	125-7222	3	Bolt	42	127-3811	1	CW Pipe ASM
23	125-7039	1	V-Pulley	43	127-3020	2	Clip-Hose



Generator Assembly

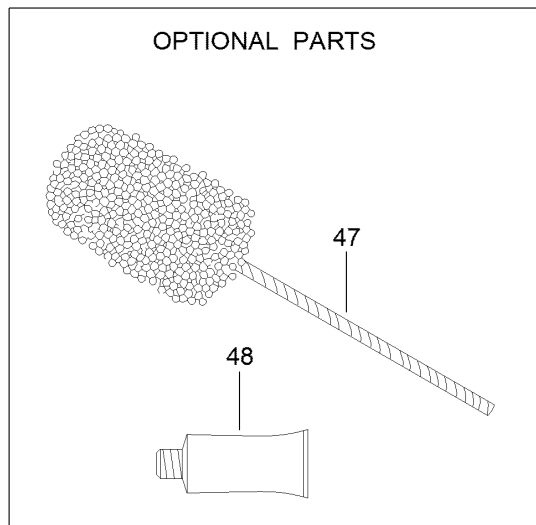
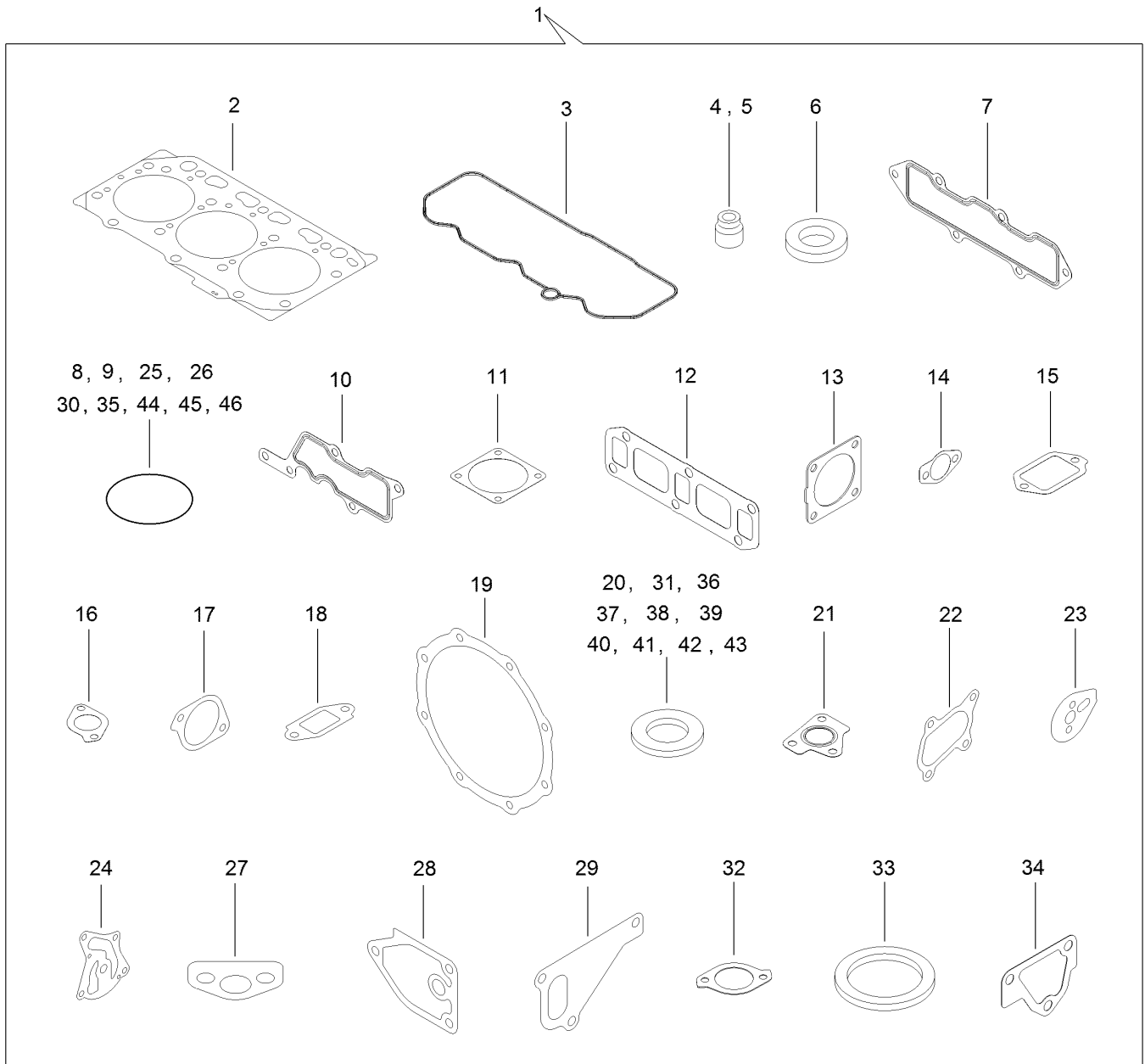
<i>Ref.</i>	<i>Part Number</i>	<i>Qty.</i>	<i>Description</i>	<i>Ref.</i>	<i>Part Number</i>	<i>Qty.</i>	<i>Description</i>
1	127-3011	1	Stud	17	127-3847	1	Regulator ASM
2	127-3841	1	Generator	18	127-3848	1	Holder
3	127-3842	1	Nut	19	127-2993	1	Holder
4	127-3843	1	Rotor ASM	20	127-2965	6	Screw
5	127-2983	1	Bearing-Ball	21	127-2966	1	Screw
6	127-2962	1	Cover	22	127-2967	3	Bolt
7	127-3844	1	Frame ASM	23	127-2968	2	Screw
8	127-2958	1	Bearing-Ball	24	127-2969	2	Bolt
9	127-2959	1	Plate-Retainer	25	127-2970	1	Bushing-Insulation
10	127-2960	4	Screw	26	127-2971	2	Nut
11	127-2961	2	Stud	27	125-7230	1	Nut
12	127-3845	1	Frame	28	125-6947	1	Spacer
13	127-3846	1	Cover	29	127-2977	1	Adjuster
14	127-2954	1	Pulley	30	125-7134	1	Bolt
15	127-2955	1	Nut	31	125-7219	1	Bolt
16	127-2957	1	Collar				



Electric Parts Assembly

Ref.	Part Number	Qty.	Description
1	127-3086	1	Bracket-Connector
2	127-3850	1	Harness B-Engine, E C O
11	130-7438	1	Harness
16	127-3089	1	Boot-Type, Cap
17	127-3852	1	Bracket-Harness
18	127-3853	1	Bracket-Harness
19	127-3090	1	Bracket-Harness
20	93-0362	2	Bolt
21	93-0362	2	Bolt
22	93-0362	2	Bolt
23	93-0362	2	Bolt
24	127-3187	1	Band
25	127-3188	1	Band

Gasket Set



Gasket Set (continued)

<i>Ref.</i>	<i>Part Number</i>	<i>Qty.</i>	<i>Description</i>	<i>Ref.</i>	<i>Part Number</i>	<i>Qty.</i>	<i>Description</i>
1	127-3854	1	Gasket Kit	25	125-6909	2	O-Ring
2	127-3751	1	Head Gasket ASM	26	127-2973	1	O-Ring
3	127-3762	1	Gasket-Cover, Cylinder Head	27	125-7022	1	Gasket
4	127-2986	3	Seal-Stem, Valve	28	125-7024	1	Gasket
5	127-3027	3	Seal-Stem, Valve	29	125-7047	1	Gasket
6	127-3021	3	Gasket-Injector	30	125-7048	1	O-Ring
7	127-3769	1	Gasket-Manifold, Intake	31	125-6979	1	Gasket
8	127-3032	2	O Ring-Sensor, Pressure	32	125-7110	1	Gasket
9	127-3033	1	O-Ring	33	125-7026	1	Gasket
10	127-3034	1	Gasket-Collector	34	125-6978	1	Gasket
11	127-3037	2	Gasket-Throttle	35	127-3074	1	O-Ring
12	127-3775	1	Gasket-Manifold, Exhaust	36	125-7174	1	Washer-Seal
13	127-3019	1	Gasket	37	125-7175	2	Washer-Seal
14	127-3043	2	Gasket-Cooler, E G R	38	125-7176	1	Washer-Seal
15	127-3046	1	Gasket-E G R	39	127-3166	2	Washer-Seal
16	127-3016	1	Gasket	40	125-7177	1	Washer-Seal
17	127-3050	1	Gasket-Intake Valve, E G R	41	125-7192	1	Gasket
18	127-3051	1	Gasket-Out Valve, E G R	42	125-7193	2	Gasket
19	127-3787	2	Gasket-D P F	43	127-3174	2	Gasket
20	127-3056	4	Gasket-Sensor	44	93-0418	3	O-Ring
21	127-3799	1	Gasket-In, T C	45	125-7197	3	O-Ring
22	127-3779	1	Gasket-Out, T C	46	125-7198	1	O-Ring
23	127-3069	1	Gasket-Idle, Shaft B	47	125-7038	1	Hone
24	127-3004	1	Gasket	48	125-7248	1	Gasket-Liquid

Attachments and Accessories

For 30879 Groundsmaster 4300 Traction Unit

Product Name	Model/Part
Operator Cooling Fan	03247
Switch Panel-Universal Sunshade.....	03248
Operator Golf Ball Guard, Reelmaster 3100/3500/5010 or Groundsmaster 3500/4300 Series Traction Unit	03614
Air Ride Seat Suspension Kit.....	03667
Wheel Weight Kit.....	104-1478
Premium All Purpose Grease (Tube).....	108-1190
22in Combo Blade.....	108-7395-03
22in High Lift Blade.....	114-0434-03
22in Atomic Blade.....	114-0435-03
5in Air Cleaner Safety Element.....	114-4057
Roller Scraper Kit.....	117-0149
Mulching Kit.....	117-0185
22in Angle Sail Blade.....	117-0209-03
Premium Synthetic Bio-Degradable Hydraulic Fluid (5 Gallon Pail).....	119-2157
Premium Synthetic Bio-Degradable Hydraulic Fluid (55 Gallon Drum).....	119-2158
Service Pack-Combo Blade.....	119-6957
Premium Engine Oil 10w30 (55 Gallon Drum).....	121-6392
Premium Engine Oil 10w30 (5 Gallon Pail).....	121-6393
Roller Asm (UHMW).....	131-7800
Hi-Back Seat Cover	133-1308
PX Hydraulic Fluid (5 Gal).....	133-8086
PX Hydraulic Fluid (55 Gal).....	133-8087
22in Sectional Roller Assembly.....	137-6147
Beacon Kit.....	138-2699
Power Harness Kit (RM5XXX).....	138-2994
Fuel Cooler Kit [yanmar Rm5x10, Gm4300].....	139-6040
Work Lights Kit, Groundsmaster and Reelmaster Traction Units with Universal Sunshade.....	140-1554
Mvp Kit-Hyd Hose.....	145-2577
MVP Kit 1000 Hour-rm5x10/gm4300 Yanmar.....	145-2580
White Universal Sunshade.....	30669
Red Universal Sunshade.....	30671
22in Rotary Cutting Unit.....	30845
EU Light Kit.....	31579
New Red Paint - Gallon.....	361-11
Dark Metallic Gray Aerosol Paint.....	361-12
Semi-Gloss Black Spray Paint.....	361-9
Air Dry Red Paint - Qt.....	5340
Spark Arrestor.....	98-9099

Notes:



Count on it.