



# Groundsmaster<sup>®</sup> 4700-D

## Traction Unit

Model No. 30868—230000301 and Up

## Parts Catalog

### Ordering Replacement Parts

To order replacement parts, please supply: the part number, the quantity, and the description of each part desired.

### Understanding Reference Numbers

Each identified part in an illustration has a reference number. The reference number for a part also appears in the parts list, along with other information about the part.

This catalog uses two special reference number formats, one to indicate parts in a service assembly and another to indicate the quantity of a given part in an illustration.

### Service Assembly Reference Numbers

Parts in service assemblies have reference numbers in the form **a:b**. The **a** represents the reference number of the entire service assembly and the **b** represents a sequential number unique to each part within the service assembly.

For example, a wheel assembly might be identified by reference number **6**, the tire by **6:1**, the valve by **6:2**, and the wheel by **6:3**. When you order the assembly identified by reference number **6**, you receive all parts identified by reference numbers **6:1**, **6:2**, and **6:3**. However, you may also order any part individually.

Reference numbers of this type appear in illustrations and in part lists.

### Reference Numbers Indicating Quantity

In an illustration, if a reference number indicates more than one part, the reference number has the form **nX y**. The **n** represents the quantity of the part, the **X** is the multiplication symbol, and the **y** represents the reference number.

For example, in an illustration, the reference number **2X 37** means that two of the parts identified by reference number **37** are indicated.

## Contents

| Description                                     | Page | Description                                   | Page |
|---|------|---|------|
| Hood Screen and Bumper Assembly .....           | 4    | Hydraulic Lift Line Assembly .....            | 56   |
| Steering Tower Assembly .....                   | 6    | Lift Valve and Counter Balance Assembly ..... | 57   |
| Traction and Brake Pedal Assembly .....         | 8    | Manifold Assembly No. 104–5497 .....          | 58   |
| Control Console Assembly .....                  | 10   | Single Spool Valve Assembly No. 105–9843 ..   | 59   |
| Hydraulic Filter and Reservoir Assembly .....   | 11   | Rear Axle Assembly No. 100–3784               |      |
| Fuel Tank and Filter Assembly .....             | 12   | Bevel Pinion Shaft Assembly .....             | 60   |
| Front Drive and Brake Assembly .....            | 13   | Rear Axle Assembly No. 100–3784 (Continued)   |      |
| Planetary Assembly No. 105–4500–03 .....        | 14   | Differential Assembly .....                   | 61   |
| Left Hand Brake Assembly No. 100–3070–03 ..     | 15   | Rear Axle Assembly No. 100–3784 (Continued)   |      |
| Piston Motor Assembly No. 105–1218 .....        | 16   | Axle Support Assembly .....                   | 62   |
| Right Hand Brake Assembly No. 100–3069–03 ..    | 17   | Rear Axle Assembly No. 100–3784 (Continued)   |      |
| Manifold Mounting and Fitting Assembly .....    | 18   | Bevel Gear Case Assembly .....                | 63   |
| Hydraulic Pump Assembly .....                   | 19   | Rear Axle Assembly No. 100–3784 (Continued)   |      |
| Triple Pump Assembly No. 105–9845 .....         | 20   | Bevel Gear Shaft Assembly .....               | 64   |
| Piston Pump Assembly No. 105–9846 .....         | 21   | Rear Axle Assembly No. 100–3784 (Continued)   |      |
| Control Assembly No. 93–6306 .....              | 22   | Axle Case Assembly .....                      | 65   |
| Radiator Assembly .....                         | 23   | Rear Axle Assembly No. 100–3784 (Continued)   |      |
| Fan and Solenoid Assembly .....                 | 24   | Axle Assembly .....                           | 66   |
| Engine Installation Assembly .....              | 25   | Electrical Schematic .....                    | 67   |
| Air Cleaner Assembly No. 99–5410 .....          | 26   | Hydraulic Schematic .....                     | 68   |
| Rear Axle Assembly .....                        | 27   | Crankcase Assembly .....                      | 69   |
| Cylinder Assembly No. 105–9861 .....            | 28   | Oil Pan Assembly .....                        | 70   |
| Piston Motor Assembly No. 105–1219 .....        | 29   | Cylinder Head Assembly .....                  | 71   |
| Coupler Spacer and Adapter Plate Assembly ..    | 30   | Gear Case Assembly .....                      | 72   |
| Battery Installation Assembly .....             | 31   | Head Cover Assembly .....                     | 73   |
| Water and Fuel Filter Assembly No. 98–9305 ..   | 32   | Oil Filter Assembly .....                     | 74   |
| Front Lift Arm Assembly .....                   | 33   | Dipstick and Guide Assembly .....             | 75   |
| No. 4 and 5 Lift Cylinder                       |      | Oil Pump Assembly .....                       | 76   |
| Assembly No. 104–5527 .....                     | 34   | Breather Assembly .....                       | 77   |
| No. 1 Lift Cylinder Assembly No. 104–5528 ...   | 35   | Main Bearing Case .....                       | 78   |
| Lift Lever Assembly .....                       | 36   | Camshaft and Idler Gear Shaft Assembly .....  | 79   |
| No. 2 and 3 Lift Arm Assembly .....             | 37   | Piston and Crankshaft Assembly .....          | 80   |
| No. 2 and 3 Lift Cylinder                       |      | Flywheel Assembly .....                       | 81   |
| Assembly No. 104–5526 .....                     | 38   | Fuel Camshaft and Governor Shaft Assembly ..  | 82   |
| Hose Installation Assembly .....                | 39   | Engine Stop Lever Assembly .....              | 83   |
| No. 1, 4 and 5 Hose Installation Assembly ..... | 40   | Injection Pump Assembly .....                 | 84   |
| Hydraulic Motor Assembly No. 105–9820 .....     | 41   | Injection Pump Component Parts Assembly ...   | 85   |
| No. 6 and 7 Hose Installation Assembly .....    | 42   | Governor Assembly .....                       | 86   |
| No. 6 and 7 Lift Arm Assembly .....             | 43   | Speed Control Plate Assembly .....            | 87   |
| Hydraulic Cylinder Assembly No. 104–5592 ..     | 44   | Nozzle Holder and Glow Plug Assembly .....    | 88   |
| Roll-Over-Protection System and                 |      | Fuel Filter and Fuel Pump .....               | 89   |
| Frame Assembly .....                            | 45   | Alternator and Pulley Assembly .....          | 90   |
| Front Frame Assembly No. 104–5469 .....         | 46   | Alternator Component Parts Assembly .....     | 91   |
| Roller Support and Access Panel Assembly ...    | 47   | Starter Assembly .....                        | 92   |
| Cutting Manifold Assembly .....                 | 48   | Starter Component Parts Assembly .....        | 93   |
| Manifold Assembly No. 104–5477 .....            | 49   | Oil Switch / Thermometer and Plug Assembly .. | 94   |
| 4 Wheel Drive Manifold and Filter Assembly ..   | 50   | Water Flange and Thermostat Assembly .....    | 95   |
| Filter Manifold Assembly No. 100–5558 .....     | 51   | Water Pump Assembly .....                     | 96   |
| 4 Wheel Drive Manifold Assembly No. 105–9875    | 52   | Water Pipe Assembly .....                     | 97   |
| Traction Hydraulic Line Assembly .....          | 53   | Fan Assembly .....                            | 98   |
| Hydraulic Mow Line Assembly .....               | 54   | Valve and Rocker Arm Assembly .....           | 99   |
| Steering Hydraulic Line Assembly .....          | 55   | Inlet Manifold Assembly .....                 | 100  |

|   |     |  |     |
|---|-----|--|-----|
| Exhaust Manifold Assembly . . . . .         | 101 | Muffler Gasket and Glow Controller . . . . . | 105 |
| Turbo Charger Assembly . . . . .            | 102 | Engine Operator's Manual . . . . .           | 106 |
| Oil Pipe (Turbo Charger) Assembly . . . . . | 103 | Gasket Kit . . . . .                         | 107 |
| Oil Cooler Assembly . . . . .               | 104 |  |     |

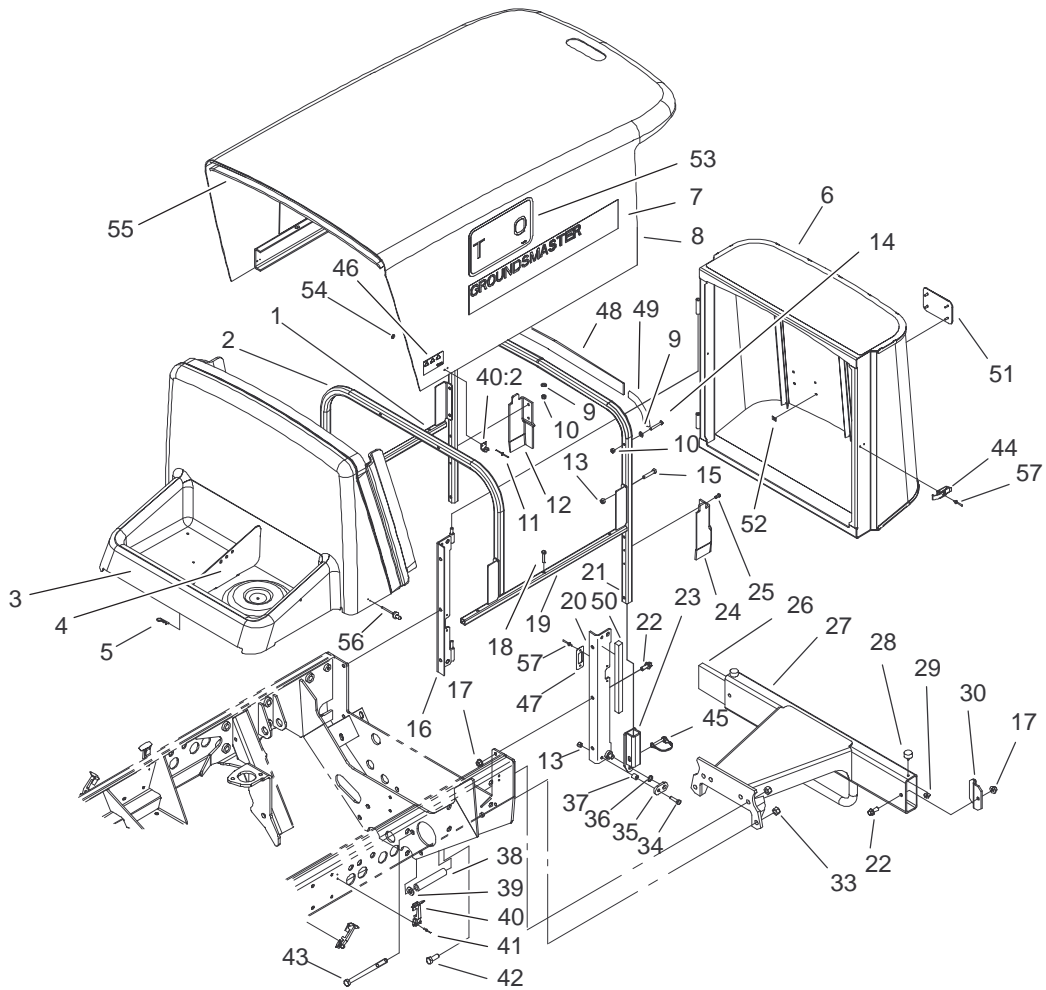
## Accessories

| Description                                       | Model / Part No. | Description               | Model / Part No. |
|---|------------------|---------------------------|------------------|
| 27in Contour Plus Replacement Deck . . . . .      | 30827            | Milsco Seat Kit . . . . . | 30398            |
| Mulching Kit for the 27in Rotary Cutting Unit . . | 30828            | Armrest Kit . . . . .     | 30707            |
| Standard Suspension Kit . . . . .                 | 30395            |                           |                  |

## Part Description Abbreviations

Part descriptions in this catalog may include the following abbreviations.

| Abbreviation    | Meaning                           | Abbreviation   | Meaning                 |
|-----------------|-----------------------------------|----------------|-------------------------|
| AR . . . . .    | as required                       | HYD . . . . .  | hydraulic               |
| ASM . . . . .   | assembly                          | INC . . . . .  | incorporated            |
| CARR . . . . .  | carriage                          | LH . . . . .   | left hand               |
| DEG . . . . .   | degrees                           | NI . . . . .   | nylon insert            |
| FH . . . . .    | flat head                         | PPH . . . . .  | Phillips pan head       |
| GA . . . . .    | gauge                             | PTH . . . . .  | Phillips truss head     |
| HF . . . . .    | hex flange                        | PTO . . . . .  | power take off          |
| HH . . . . .    | hex head                          | RH . . . . .   | right hand              |
| HHF . . . . .   | hex head flange                   | SFH . . . . .  | slotted fillister head  |
| HLH . . . . .   | hex lag head                      | SHH . . . . .  | slotted hex head        |
| HJ . . . . .    | hex jam                           | SQH . . . . .  | square head             |
| HOC . . . . .   | height-of-cut                     | SHWH . . . . . | slotted hex washer head |
| HS . . . . .    | hex socket                        | SPH . . . . .  | slotted pan head        |
| HSBH . . . . .  | hex socket button head            | SRH . . . . .  | slotted round head      |
| HSFH . . . . .  | hex socket flat head              | STD . . . . .  | standard                |
| HSH . . . . .   | hex socket head                   | TAP . . . . .  | self tapping            |
| HWH . . . . .   | hex washer head                   | TTH . . . . .  | Torx truss head         |
| HWHTF . . . . . | hex washer head<br>thread forming | WH . . . . .   | wing head               |



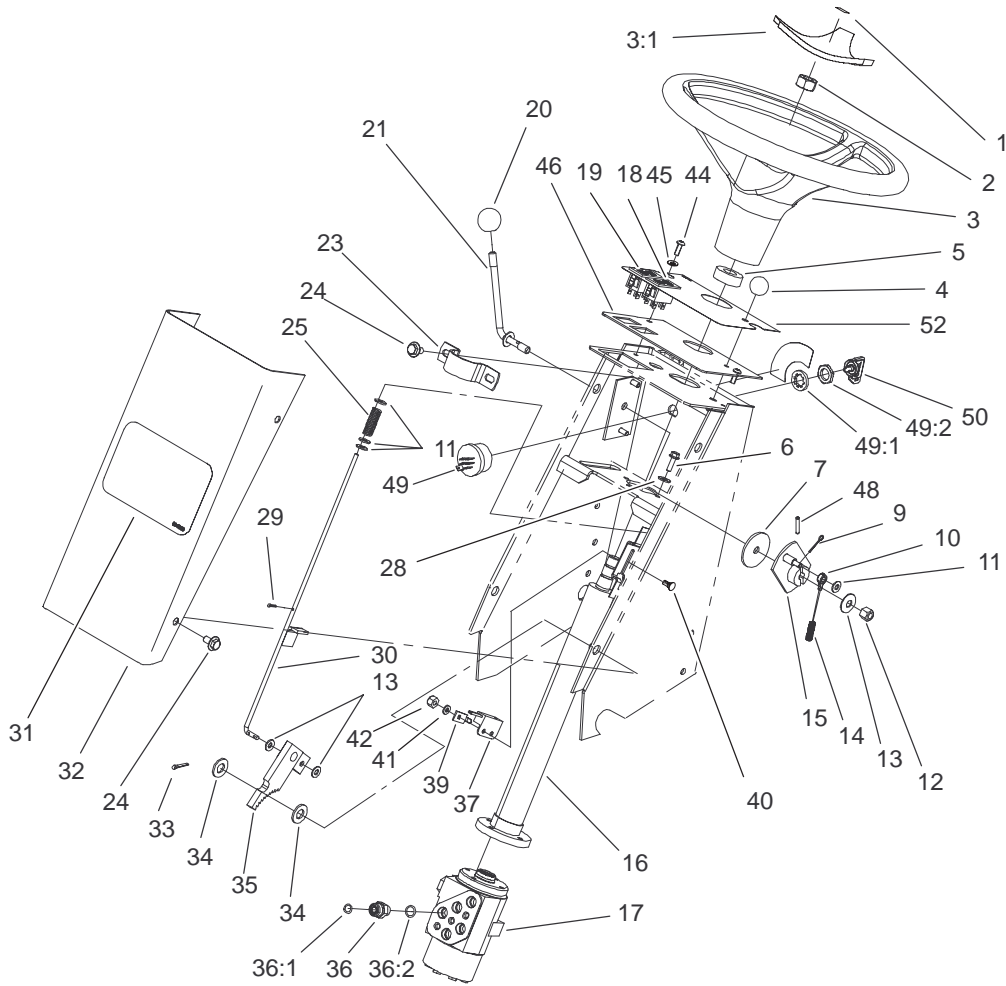
Sheet No.:2

## Hood Screen and Bumper Assembly

| Ref. No. | Part No.    | Qty. | Description         |
|----------|-------------|------|---------------------|
| 1        | 104-5437-03 | 1    | Tube-Hood Frame, LH |
| 2        | 104-5434-03 | 1    | Tube-Front, Hood    |
| 3        | 104-5430    | 1    | Shroud-Front        |
| 4        | 104-5446-03 | 1    | Divider-Shroud      |
| 5        | 3290-467    | 2    | Pin-Hair            |
| 6        | 104-5454-03 | 1    | Screen ASM          |
| 7        | 105-9876    | 2    | Decal               |
| 8        | 104-5419    | 1    | Hood                |
| 9        | 3256-22     | 12   | Washer-Flat         |
| 10       | 3296-42     | 12   | Nut-Lock, NI        |
| 11       | 3269-17     | 4    | Rivet-Pop           |
| 12       | 104-5431    | 1    | Cover-Tube, RH      |
| 13       | 3296-29     | 10   | Nut-Lock, NI        |
| 14       | 321-10      | 6    | Screw-HH            |
| 15       | 322-9       | 8    | Screw-HH            |
| 16       | 104-5445-03 | 1    | RH Support ASM      |
| 17       | 32128-43    | 4    | Nut-Flange          |
| 18       | 321-13      | 6    | Screw-HH            |
| 19       | 104-5438-03 | 1    | Tube-Hood Frame, RH |
| 20       | 104-5444-03 | 1    | LH Support ASM      |
| 21       | 104-5435-03 | 1    | Tube-Rear, Hood     |
| 22       | 3234-11     | 4    | Screw-HHF           |
| 23       | 104-5440-03 | 2    | Hood Receiver ASM   |
| 24       | 104-5432    | 1    | Cover-Tube, LH      |
| 25       | 32104-17    | 4    | Screw-HH            |

| Ref. No. | Part No.    | Qty. | Description             |
|----------|-------------|------|-------------------------|
| 26       | 105-9199-03 | 1    | Weight-Bumper           |
| 27       | 105-9221-03 | 1    | Rear Bumper ASM         |
| 28       | 240-14      | 2    | Bumper-Rubber           |
| 29       | 32128-33    | 5    | Nut-HF                  |
| 30       | 105-9200-03 | 2    | Clamp-Weight, Bumper    |
| 33       | 3296-23     | 4    | Nut-Lock, NI            |
| 34       | 322-17      | 2    | Screw-HH                |
| 35       | 104-5450    | 2    | Retainer-Receiver, Hood |
| 36       | 3290-221    | 2    | Washer-Spring           |
| 37       | 104-5451    | 2    | Spacer-Receiver, Hood   |
| 38       | 76-8350     | 2    | Stop-Axle               |
| 39       | 3256-26     | 2    | Washer-Flat             |
| 40       | 59-9740     | 4    | Flex Draw Latch ASM     |
| 40:2     | 249-40      | 1    | Keeper                  |
| 41       | 3290-55     | 8    | Rivet-Pop               |
| 42       | 325-6       | 2    | Screw-HH                |
| 43       | 325-33      | 2    | Screw-HH                |
| 44       | 105-3912    | 1    | Latch-Draw              |
| 45       | 105-9245    | 2    | Pin-Lock                |
| 46       | 106-6754    | 2    | Decal-Danger            |
| 47       | 104-5459    | 1    | Plate-Latch             |
| 48       | 105-9234    | 1    | Seal-Foam               |
| 49       | 105-9237    | 2    | Seal-Foam               |





Sheet No.:3

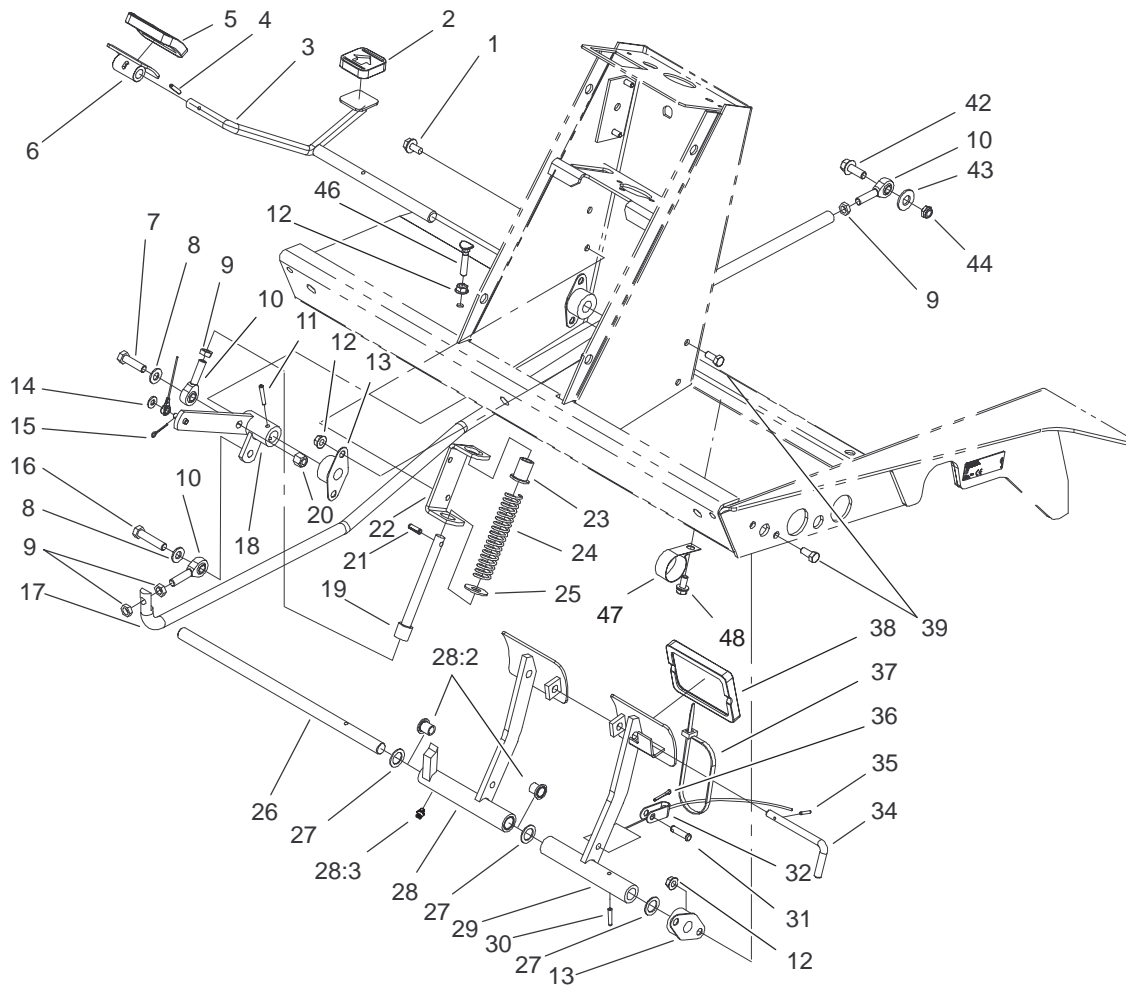
## Steering Tower Assembly

| Ref. No. | Part No.   | Qty. | Description              |
|----------|------------|------|--------------------------|
| 1        | 98-1459    | 1    | Decal                    |
| 2        | 94-9952    | 1    | Nut-Hex                  |
| 3        | 98-1471    | 1    | Wheel-Steering           |
| 3:1      | 98-1468    | 1    | Cover-Wheel, Steering    |
| 4        | 233-17     | 1    | Knob                     |
| 5        | 21-9260    | 1    | Cover-Dust               |
| 6        | 33103-016  | 3    | Screw-HHF                |
| 7        | 75-6550    | 1    | Disc-Friction            |
| 9        | 3272-2     | 1    | Pin-Cotter               |
| 10       | 75-6580    | 1    | Cable-Pedal              |
| 11       | 3256-22    | 5    | Washer-Flat              |
| 12       | 3296-39    | 1    | Nut-Lock, NI             |
| 13       | 3290-461   | 1    | Washer-Spring            |
| 14       | 95-7151    | 1    | Tube-Convolute           |
| 15       | 75-6510    | 1    | Bracket-Lever            |
| 16       | 94-9951    | 1    | Column-Steering          |
| 17       | 104-2213   | 1    | Valve-Steering           |
| 18       | 100-8071   | 1    | Lamp-Warning             |
| 19       | 100-8070   | 1    | Lamp-Warning             |
| 20       | 233-42     | 1    | Knob                     |
| 21       | 75-6490    | 1    | Lever                    |
| 23       | 75-2810    | 1    | Bracket-Column, Steering |
| 24       | 3234-7     | 6    | Screw-HHF                |
| 25       | 95-1821-03 | 1    | Spring-Compression       |

| Ref. No. | Part No.    | Qty. | Description           |
|----------|-------------|------|-----------------------|
| 28       | 3256-23     | 6    | Washer-Flat           |
| 29       | 3272-5      | 3    | Pin-Cotter            |
| 30       | 104-1492    | 1    | Rod ASM               |
| 31       | 62-5550     | 1    | Decal                 |
| 32       | 93-7996-01  | 1    | Cover-Tower           |
| 33       | 3272-10     | 1    | Pin-Cotter            |
| 34       | 3256-26     | 2    | Washer-Flat           |
| 35       | 63-7900-03  | 1    | Rack ASM              |
| 36       | 340-2       | 5    | Fitting-HYD, Straight |
| 36:1     | 237-22      | 1    | O-Ring                |
| 36:2     | 237-42      | 1    | O-Ring                |
| 37       | 100-1270    | 1    | Switch-Proximity      |
| 39       | 100-4872    | 1    | Plate-Switch, Neutral |
| 40       | 104-1450    | 1    | Bolt-CARR             |
| 41       | 3256-14     | 1    | Washer-Flat           |
| 42       | 3296-2      | 1    | Nut-Lock              |
| 44       | 87-6620     | 2    | Screw                 |
| 45       | 3256-1      | 2    | Washer-Flat           |
| 46       | 105-9232-03 | 1    | Plate-Instrument      |
| 48       | 32121-45    | 1    | Pin-Spring            |
| 49       | 88-9830     | 1    | Key-Switch ASM        |
| 49:1     | 3254-5      | 1    | Washer-Tooth          |
| 49:2     | 218-461     | 1    | Nut-HH                |
| 50       | 63-8360     | 1    | Key-Ignition          |
| 52       | 105-3888    | 1    | Decal-Tower           |
| *99      | 3290-379    | 1    | Tie-Cable             |

\* Not illustrated





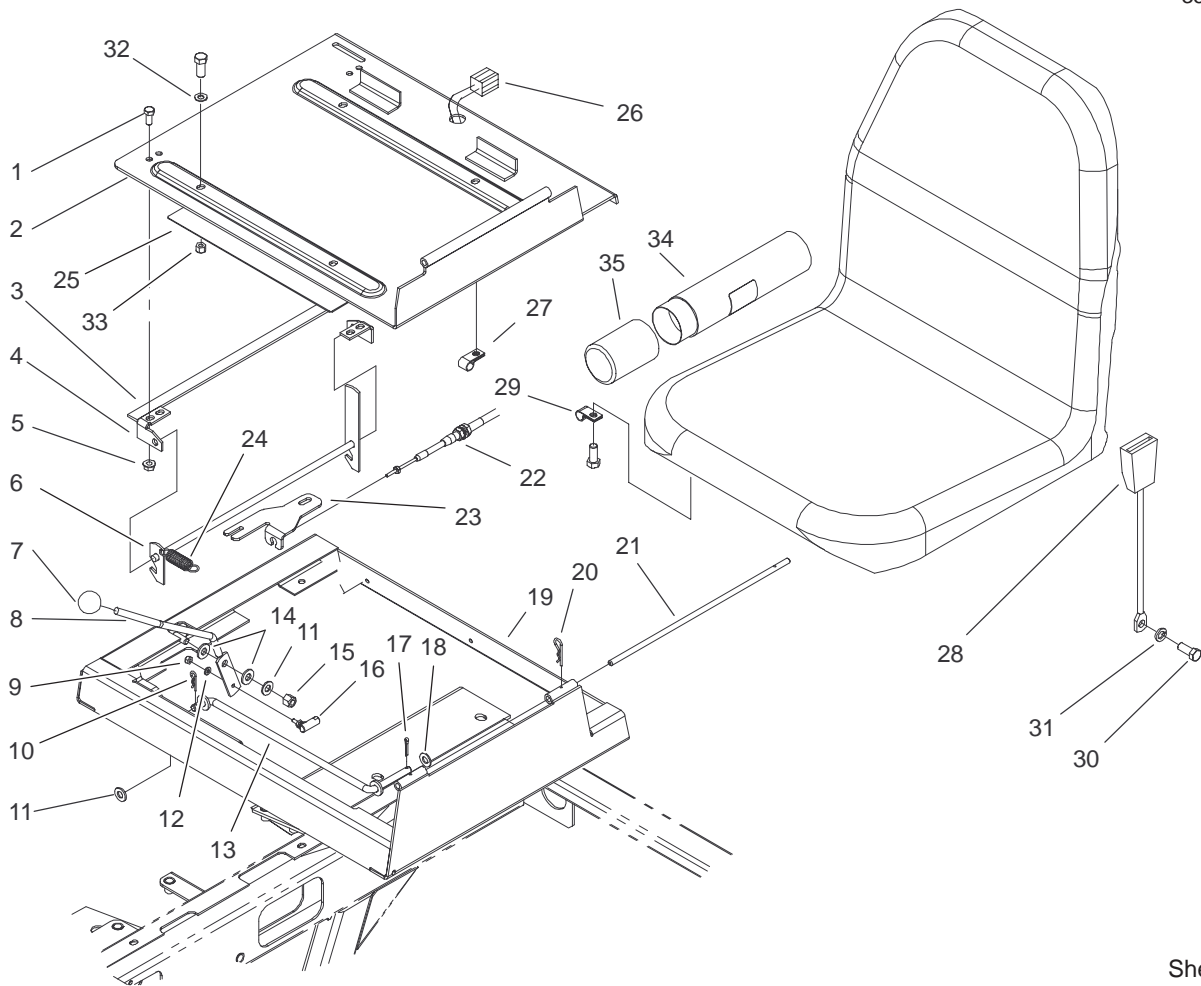
Sheet No.:4

## Traction and Brake Pedal Assembly

| Ref. No. | Part No.    | Qty. | Description           |
|----------|-------------|------|-----------------------|
| 1        | 32144-14    | 4    | Screw-HWH             |
| 2        | 74-9110     | 1    | Pad-Pedal, Reverse    |
| 3        | 75-2970     | 1    | Pedal-Traction        |
| 4        | 32121-45    | 1    | Pin-Spring            |
| 5        | 74-9100     | 1    | Pad-Pedal, Forward    |
| 6        | 49-6440-03  | 1    | Pedal-Forward         |
| 7        | 323-29      | 1    | Screw-HH              |
| 8        | 3256-24     | 2    | Washer-Flat           |
| 9        | 3220-3      | 4    | Nut-Jam               |
| 10       | 2411-36     | 3    | Bearing-End, Rod      |
| 11       | 32121-6     | 1    | Pin-Roll              |
| 12       | 32128-20    | 12   | Nut-HF                |
| 13       | 256-236     | 4    | Bearing-Mount, Flange |
| 14       | 3256-22     | 1    | Washer-Flat           |
| 15       | 3272-2      | 1    | Pin-Cotter            |
| 16       | 323-9       | 1    | Screw-HH              |
| 17       | 104-5632-03 | 1    | Rod-Control, Pump     |
| 18       | 75-3270-03  | 1    | Hub-Pivot, Traction   |
| 19       | 92-7609     | 1    | Shaft-Spring          |
| 20       | 3296-39     | 2    | Nut-Lock, NI          |
| 21       | 32121-11    | 1    | Pin-Roll              |
| 22       | 92-7608-03  | 1    | Bracket-Spring        |
| 23       | 92-7610     | 1    | Retainer-Spring       |
| 24       | 84-9100     | 1    | Spring                |
| 25       | 3256-5      | 1    | Washer-Flat           |

| Ref. No. | Part No.   | Qty. | Description        |
|----------|------------|------|--------------------|
| 26       | 75-1470    | 1    | Pin-Pivot, Brake   |
| 27       | 3256-69    | 3    | Washer-Flat        |
| 28       | 75-1430    | 1    | Pedal-Brake, RH    |
| 28:2     | 256-42     | 2    | Bushing            |
| 28:3     | 302-5      | 1    | Fitting-Grease     |
| 29       | 75-1440-03 | 1    | Pedal-Brake, LH    |
| 30       | 32121-16   | 1    | Pin-Spring         |
| 31       | 283-58     | 2    | Pin-Clevis         |
| 32       | 92-7530    | 1    | LH Brake Cable ASM |
| *33      | 92-7529    | 1    | RH Brake Cable ASM |
| 34       | 63-7880    | 1    | Pin-Latch, Brake   |
| 35       | 32121-50   | 1    | Pin-Spring         |
| 36       | 3272-10    | 2    | Pin-Cotter         |
| 37       | 3290-378   | 1    | Tie-Cable          |
| 38       | 93-8742    | 2    | Footpad-Brake      |
| 39       | 322-3      | 8    | Screw-HH           |
| 42       | 3234-11    | 1    | Screw-HHF          |
| 43       | 5-0652     | 1    | Spacer             |
| 44       | 3296-59    | 1    | Nut-Lock, NI       |
| 46       | 17-9420    | 2    | Screw-Handle       |
| 47       | 2412-150   | 1    | J-Clip             |
| 48       | 3234-14    | 1    | Screw-HHF          |

\* Not illustrated

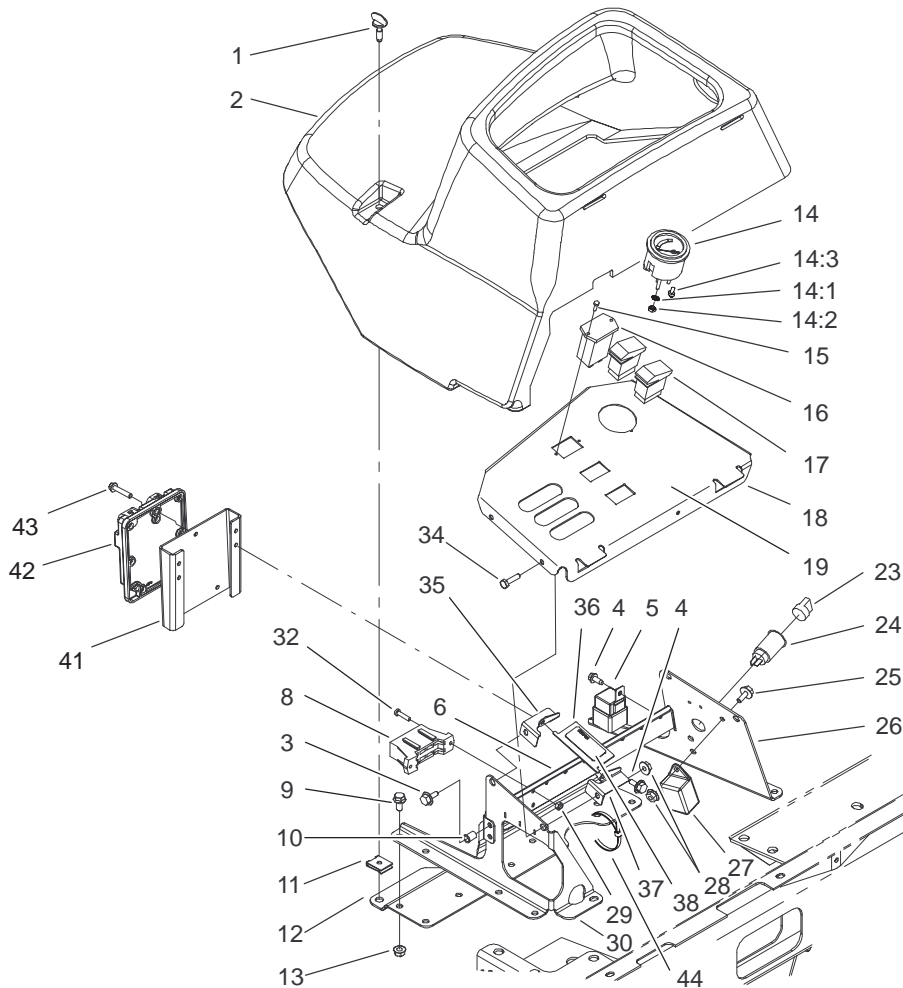


Sheet No.:5

## Throttle and Seat Frame Assembly

| Ref. No. | Part No.    | Qty. | Description             |
|----------|-------------|------|-------------------------|
| 1        | 322-3       | 8    | Screw-HH                |
| 2        | 98-2350-03  | 1    | Plate-Seat              |
| 3        | 94-8146     | 1    | Strip-Foam              |
| 4        | 98-2353     | 2    | Bracket-Latch, Seat     |
| 5        | 32128-25    | 4    | Nut-Flange              |
| 6        | 98-2354-03  | 1    | Latch-Seat              |
| 7        | 233-42      | 1    | Knob                    |
| 8        | 93-7598-03  | 1    | Lever-Throttle          |
| 9        | 3296-21     | 1    | Nut-Lock, NI            |
| 10       | 3290-307    | 1    | Pin-Hair                |
| 11       | 3256-24     | 3    | Washer-Flat             |
| 12       | 3256-51     | 1    | Washer-Flat             |
| 13       | 75-3680-03  | 1    | Rod-Seat                |
| 14       | 66-2920     | 2    | Washer-Friction         |
| 15       | 3296-39     | 1    | Nut-Lock, NI            |
| 16       | 2411-38     | 1    | Joint-Ball              |
| 17       | 3272-10     | 1    | Pin-Cotter              |
| 18       | 52-2900     | 2    | Washer                  |
| 19       | 98-2352-03  | 1    | Frame-Seat              |
| 20       | 3290-467    | 1    | Pin-Hair                |
| 21       | 75-3400     | 1    | Shaft-Pivot, Seat       |
| 22       | 104-7547    | 1    | Cable-Throttle          |
| 23       | 105-3929-03 | 1    | Bracket-Cable, Throttle |
| 24       | 66-4190-03  | 1    | Spring-Idler, Clutch    |
| 25       | 105-9895    | 1    | Decal-Quick Ref         |

| Ref. No. | Part No. | Qty. | Description               |
|----------|----------|------|---------------------------|
| 26       | 105-9189 | 1    | Harness-Wire, Seat Switch |
| 27       | 2412-133 | 2    | R-Clamp                   |
| 28       | 100-4928 | 1    | Belt-Seat                 |
| 29       | 2412-93  | 1    | Clamp-R                   |
| 30       | 3212-4   | 2    | Screw-HH                  |
| 31       | 3253-6   | 2    | Washer-Lock               |
| 32       | 3256-23  | 4    | Washer-Flat               |
| 33       | 3296-29  | 10   | Nut-Lock, NI              |
| 34       | 104-7050 | 1    | Housing-Manual            |
| 35       | 104-7048 | 1    | Cap-Housing               |



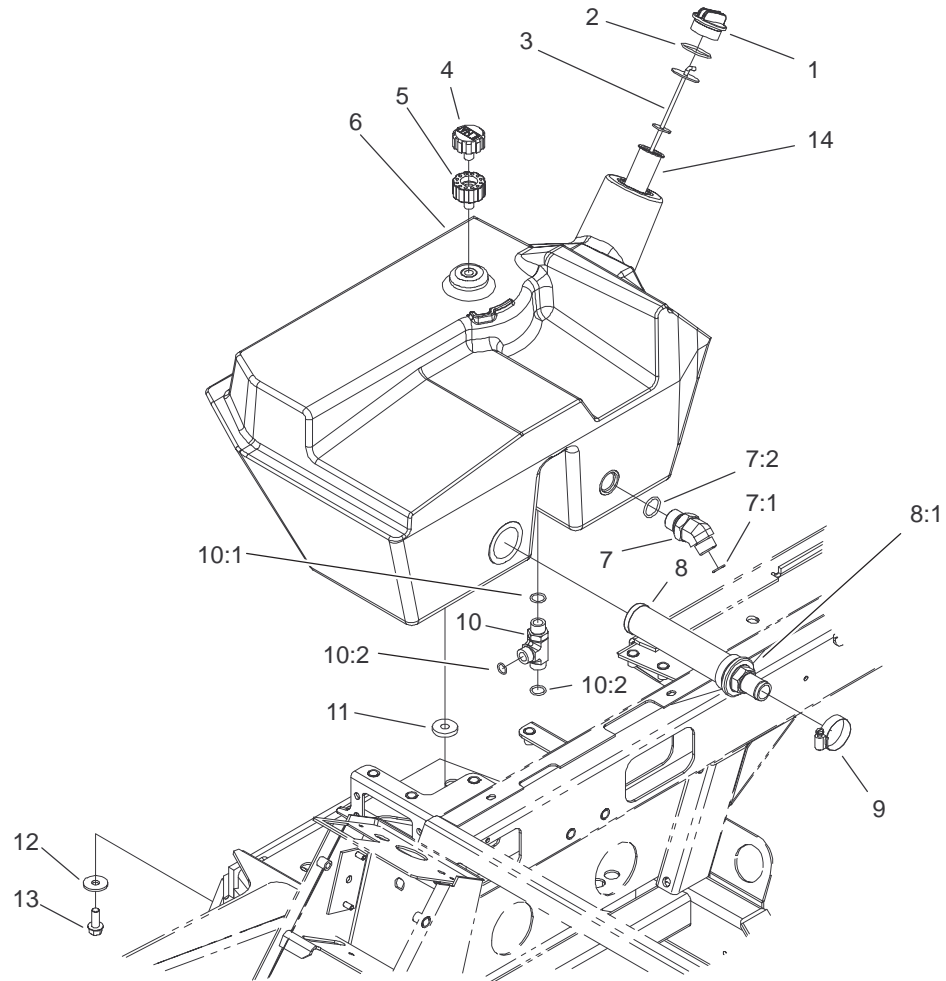
Sheet No.:6

## Control Console Assembly

| Ref. No. | Part No.    | Qty. | Description           |
|----------|-------------|------|-----------------------|
| 1        | 105-9208    | 2    | Screw-Head, Wing      |
| 2        | 104-5599    | 1    | Cover-Console         |
| 3        | 3234-13     | 4    | Screw-HHF             |
| 4        | 32144-10    | 7    | Tscrew-HWH            |
| 5        | 99-7430     | 3    | Relay                 |
| 6        | 104-5613-03 | 1    | Panel-Relay           |
| 8        | 105-9867    | 1    | Harness-Wire, Console |
| 9        | 3234-14     | 13   | Screw-HHF             |
| 10       | 32148-6     | 6    | Insert-Nut            |
| 11       | 105-9209    | 2    | Recepticle-Clip On    |
| 12       | 104-5612-03 | 1    | Support-Cover         |
| 13       | 32128-20    | 4    | Nut-HF                |
| 14       | 98-9308     | 1    | Gauge-Temperature     |
| 14:1     | 3254-1      | 3    | Washer-Lock, Int      |
| 14:2     | 3217-27     | 3    | Nut-Hex               |
| 14:3     | 105-9265    | 1    | Bulb And Lamp ASM     |
| 15       | 32144-18    | 2    | Screw-HH              |
| 16       | 75-6820     | 1    | Hourmeter             |
| 17       | 95-8999     | 2    | Switch                |
| 18       | 104-5611-03 | 1    | Dash                  |
| 19       | 105-9223    | 1    | Decal-Console, Ce     |
| 19       | 105-3890    | 1    | Decal-Console         |
| 23       | 99-7416     | 1    | Cap                   |
| 24       | 99-7411     | 1    | Point-Power           |
| 25       | 3234-4      | 1    | Screw-HHF             |

| Ref. No. | Part No.    | Qty. | Description          |
|----------|-------------|------|----------------------|
| 26       | 104-5610-03 | 1    | Panel-Dash, Rear     |
| 27       | 98-7611     | 1    | Controller-Glow      |
| 28       | 32128-33    | 4    | Nut-HF               |
| 29       | 3296-2      | 6    | Nut-Lock             |
| 30       | 104-5609-03 | 1    | Panel-Dash, Front    |
| *31      | 105-3986    | 1    | Module-Deck Control  |
| 32       | 32105-13    | 6    | Screw-SHH            |
| 34       | 321-6       | 2    | Screw-HH             |
| 35       | 105-9840    | 1    | Bracket-Latch, RH    |
| 36       | 105-9842    | 1    | Plate-Latch, Ce      |
| 37       | 105-9841    | 1    | Bracket-Latch, LH    |
| 38       | 105-9830    | 1    | Decal-Lever Lock, Ce |
| 41       | 105-9873-03 | 1    | Bracket-Scm          |
| 42       | 105-8505    | 1    | Control Module ASM   |
| 43       | 32144-110   | 3    | Screw-HWH            |
| 44       | 3290-379    | 5    | Tie-Cable            |

\* Not illustrated

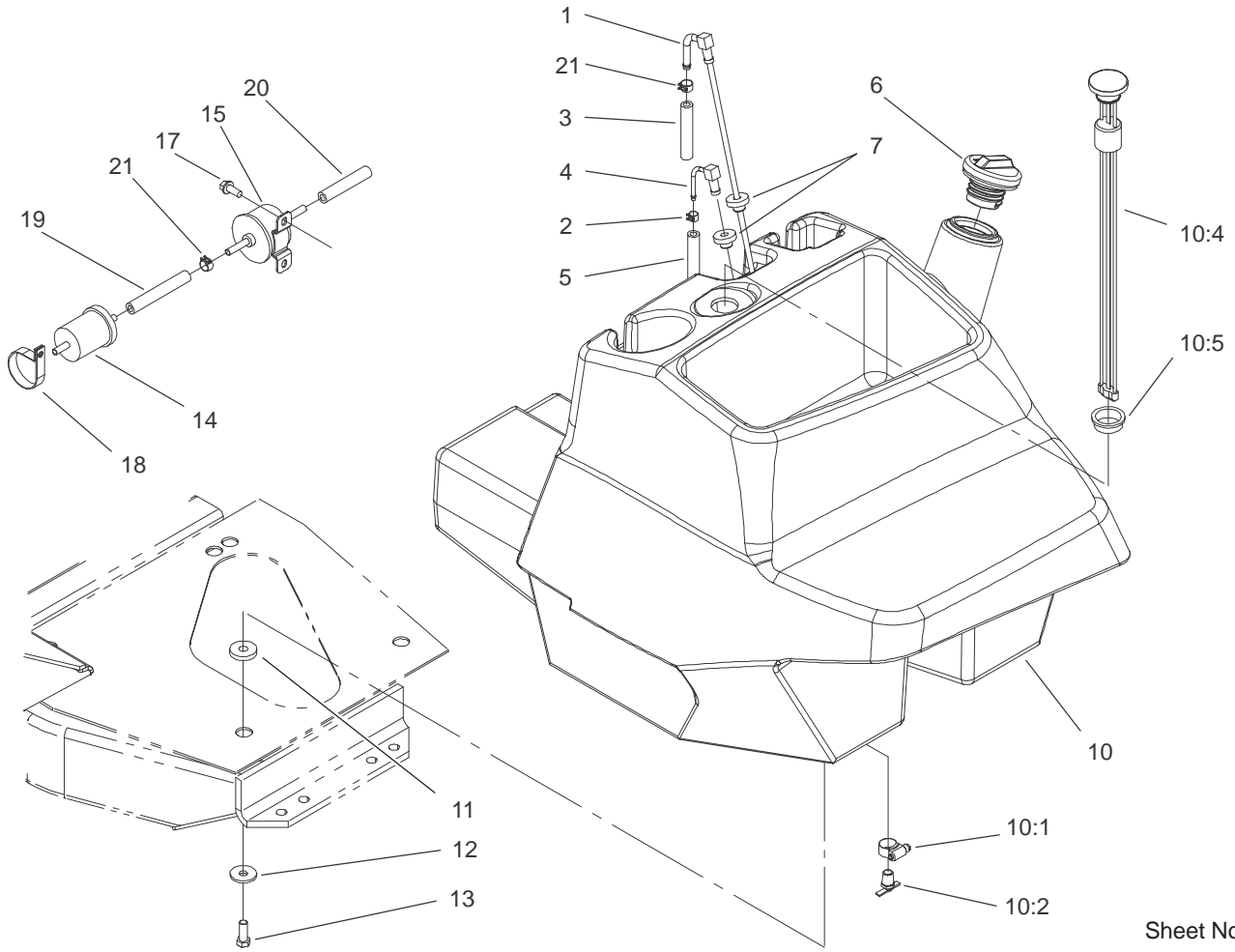


Sheet No.:7

## Hydraulic Filter and Reservoir Assembly

| Ref. No. | Part No. | Qty. | Description         |
|----------|----------|------|---------------------|
| 1        | 93-7498  | 1    | Plug-Plastic        |
| 2        | 94-8166  | 1    | O-Ring              |
| 3        | 75-3710  | 1    | Dipstick            |
| 4        | 68-6150  | 1    | Breather            |
| 5        | 92-8020  | 1    | Adapter-Breather    |
| 6        | 104-5600 | 1    | Tank-Hydraulic      |
| 7        | 340-156  | 1    | Fitting-HYD         |
| 7:1      | 237-65   | 1    | O-Ring              |
| 7:2      | 237-81   | 1    | O-Ring              |
| 8        | 104-7546 | 1    | Strainer-Tank       |
| 8:1      | 340-136  | 1    | O-Ring              |
| 9        | 2412-111 | 2    | Clamp               |
| 10       | 340-109  | 1    | Fitting-HYD, Tee    |
| 10:1     | 237-79   | 1    | O-Ring              |
| 10:2     | 237-30   | 2    | O-Ring              |
| 11       | 240-11   | 3    | Grommet-Mount, Tank |
| 12       | 63-8410  | 3    | Washer              |
| 13       | 3234-11  | 3    | Screw-HHF           |
| 14       | 61-2790  | 1    | Filter-Screen       |

| Ref. No. | Part No. | Qty. | Description |
|----------|----------|------|-------------|
|          |          |      |             |
|          |          |      |             |
|          |          |      |             |
|          |          |      |             |

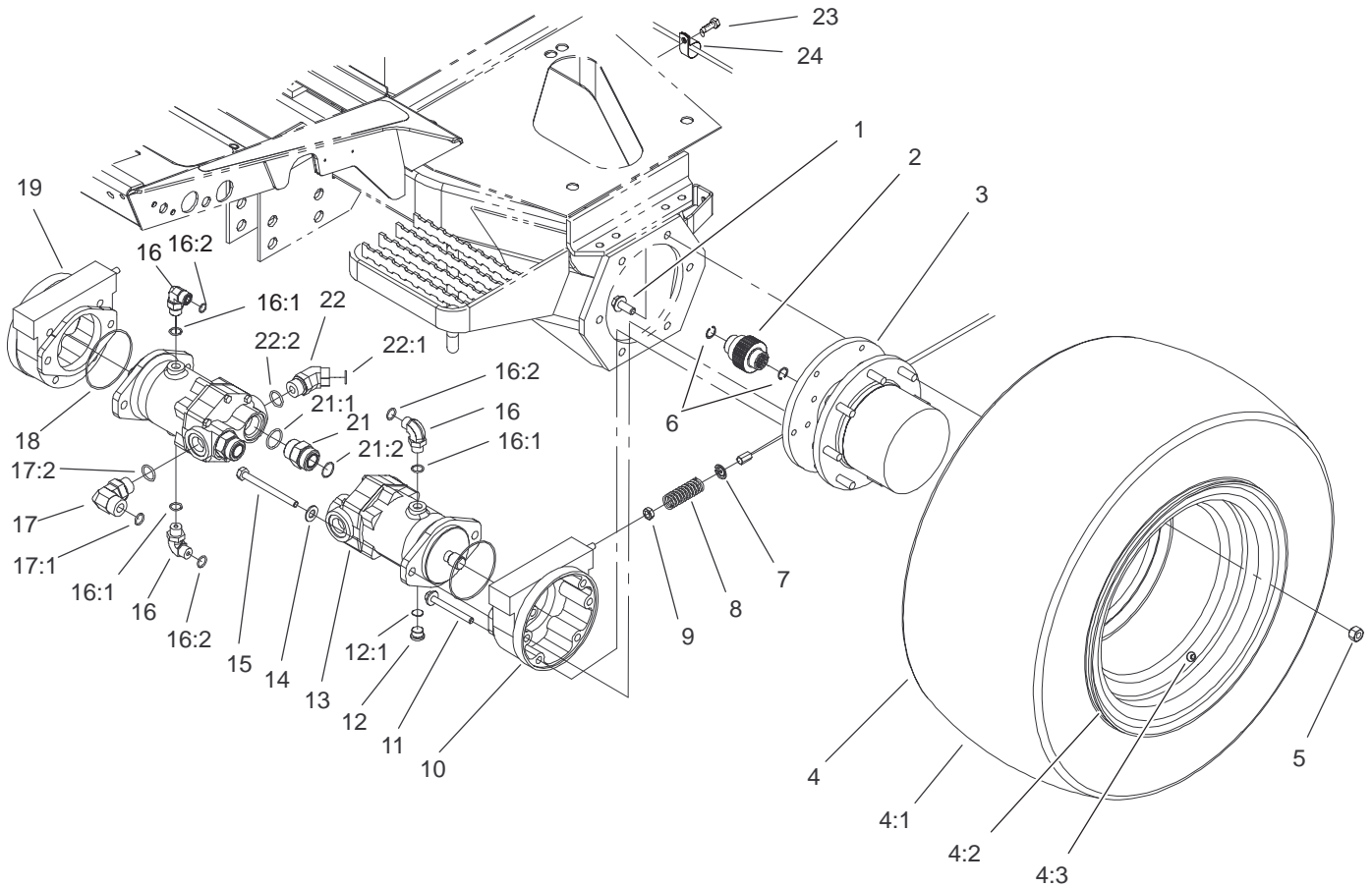


Sheet No.:8

## Fuel Tank and Filter Assembly

| Ref. No. | Part No. | Qty. | Description         |
|----------|----------|------|---------------------|
| 1        | 104-5604 | 1    | Fitting-Suction     |
| 2        | 2412-80  | 2    | Clamp-Line, Fuel    |
| 3        | 39-1120  | 1    | Hose-Fuel           |
| 4        | 104-5605 | 1    | Fitting-Return      |
| 5        | 105-9242 | 1    | Hose-Fuel           |
| 6        | 93-3102  | 1    | Cap-Fuel            |
| 7        | 46-6560  | 2    | Bushing             |
| 10       | 104-5601 | 1    | Fuel Tank ASM       |
| 10:1     | 2412-36  | 1    | Clamp-Hose          |
| 10:2     | 304-46   | 1    | Draincock           |
| 10:4     | 104-5603 | 1    | Gauge-Level, Fuel   |
| 10:5     | 95-8972  | 1    | Grommet             |
| 11       | 240-11   | 4    | Grommet-Mount, Tank |
| 12       | 63-8410  | 4    | Washer              |
| 13       | 323-6    | 4    | Screw-HH            |
| 14       | 98-7612  | 1    | Filter-Fuel         |
| 15       | 104-5215 | 1    | Pump-Fuel, Electric |
| 17       | 32144-10 | 3    | Tscrew-HWH          |
| 18       | 2412-148 | 1    | Clamp-R             |
| 19       | 105-9196 | 1    | Hose-Fuel           |
| 20       | 93-2230  | 1    | Hose-Fuel           |
| 21       | 92-2379  | 5    | Clamp-Hose          |

| Ref. No. | Part No. | Qty. | Description |
|----------|----------|------|-------------|
|          |          |      |             |
|          |          |      |             |
|          |          |      |             |
|          |          |      |             |
|          |          |      |             |



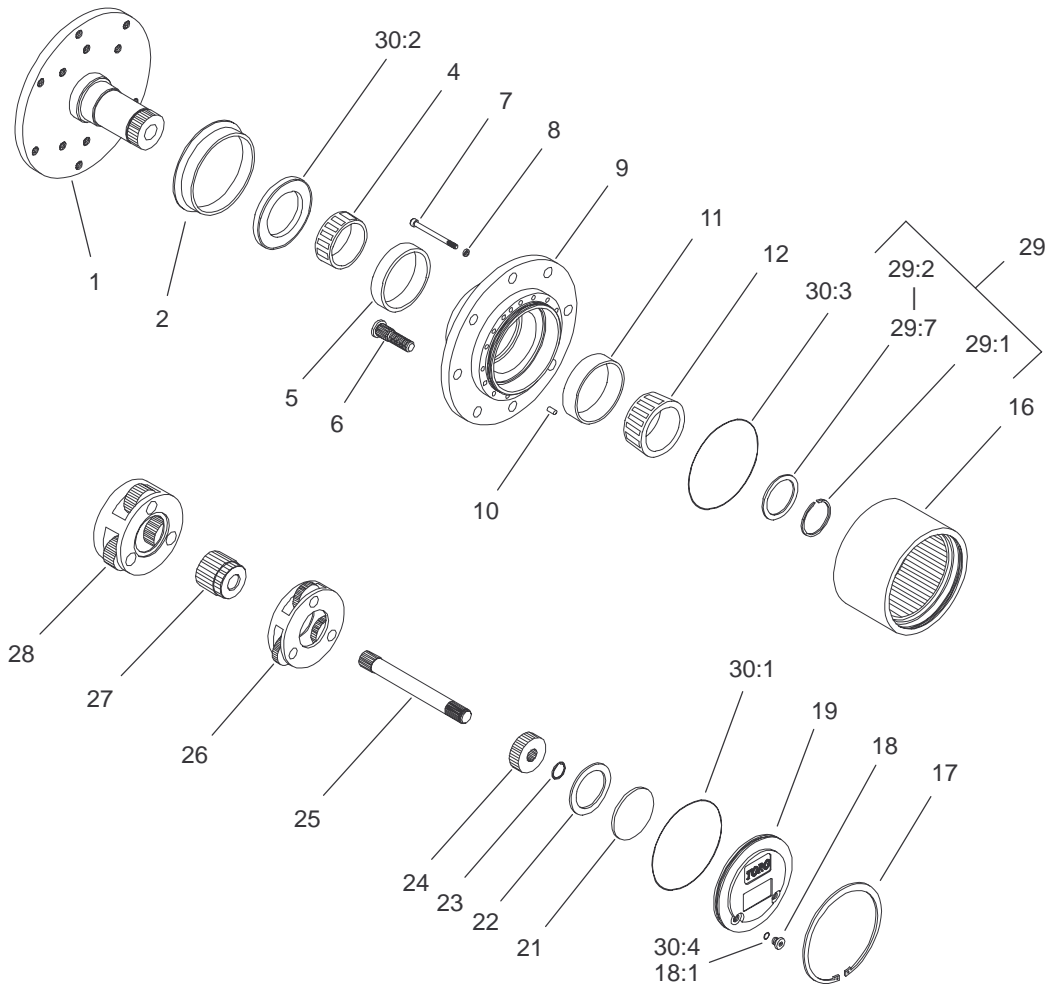
Sheet No.:9

## Front Drive and Brake Assembly

| Ref. No. | Part No.    | Qty. | Description                 |
|----------|-------------|------|-----------------------------|
| 1        | 33106-030   | 12   | Screw-HHF                   |
| 2        | 100-3046    | 2    | Shaft-Brake, Splined        |
| 3        | 105-4500-03 | 2    | Planetary ASM               |
| ☆4       |             | 2    | Wheel And Tire ASM          |
| 4:1      | 95-3465     | 1    | Tire                        |
| 4:2      | 95-3464     | 1    | Rim                         |
| 4:3      | 232-24      | 1    | Stem-Valve                  |
| 5        | 92-7483     | 16   | Nut-Lug                     |
| 6        | 93-7972     | 4    | Ring-Retaining,<br>Internal |
| 7        | 94-3050     | 2    | Plate-Spring                |
| 8        | 94-3088     | 2    | Spring-Compression          |
| 9        | 3218-4      | 2    | Nut-Jam                     |
| 10       | 100-3070    | 1    | Brake ASM                   |
| 11       | 33106-090   | 8    | Screw-HHF                   |
| 12       | 353-988     | 1    | Plug-Hex, Hollow            |
| 12:1     | 237-79      | 1    | O-Ring                      |
| 13       | 105-1218    | 2    | Motor-Piston                |
| 14       | 3256-26     | 4    | Washer-Flat                 |
| 15       | 33116-120   | 4    | Screw-HH                    |
| 16       | 340-98      | 3    | Fitting-HYD, 90°            |
| 16:1     | 237-79      | 1    | O-Ring                      |
| 16:2     | 237-30      | 1    | O-Ring                      |
| 17       | 340-142     | 2    | Fitting-HYD, 90°            |
| 17:1     | 237-58      | 1    | O-Ring                      |
| 17:2     | 237-81      | 1    | O-Ring                      |

| Ref. No. | Part No. | Qty. | Description           |
|----------|----------|------|-----------------------|
| 18       | 237-166  | 2    | O-Ring                |
| 19       | 100-3069 | 1    | Brake ASM             |
| 21       | 104-3797 | 4    | Fitting-HYD, Straight |
| 21:1     | 237-146  | 1    | O-Ring                |
| 21:2     | 340-65   | 1    | O-Ring                |
| 22       | 100-5530 | 2    | Fitting-HYD, 45°      |
| 22:1     | 237-58   | 1    | O-Ring                |
| 22:2     | 237-81   | 1    | O-Ring                |
| 23       | 32144-14 | 2    | Screw-HWH             |
| 24       | 2412-93  | 2    | Clamp-R               |

☆ Not serviced separately



Sheet No.:A2

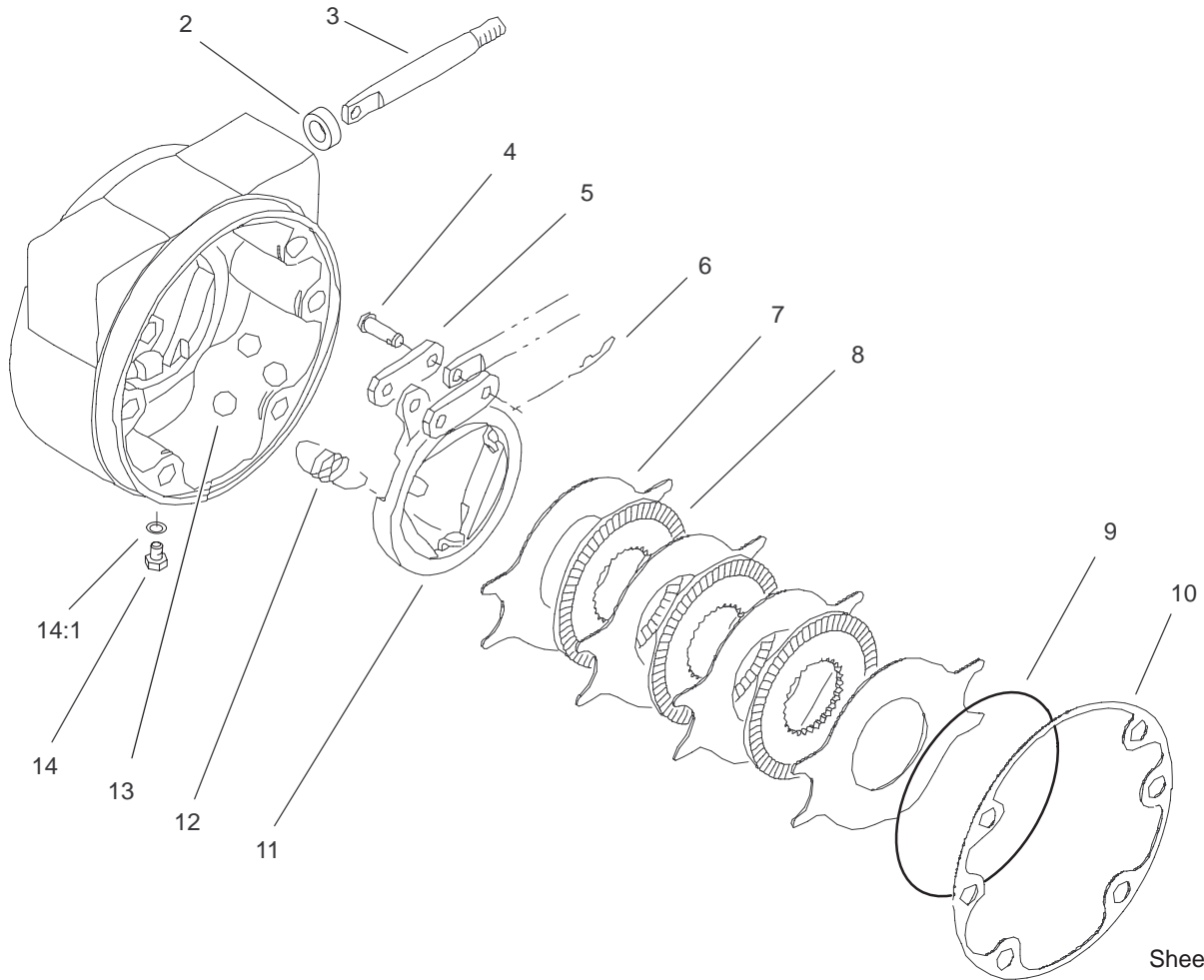
## Planetary Assembly No. 105-4500-03

| Ref. No. | Part No. | Qty. | Description           |
|----------|----------|------|-----------------------|
| ☆1       |          | 1    | Spindle               |
| 2        | 105-8122 | 1    | Seal-Boot             |
| 4        | 105-8120 | 1    | Bearing-Cone          |
| 5        | 105-8119 | 1    | Bearing-Cup           |
| 6        | 105-8124 | 8    | Stud-Wheel            |
| 7        | 105-8125 | 16   | Bolt-Socket Head      |
| 8        | 3253-18  | 16   | Washer-Lock/Sp        |
| ☆9       |          | 1    | Housing               |
| 10       | 105-8121 | 1    | Pin-Dowel             |
| 11       | 105-8117 | 1    | Bearing-Cup           |
| 12       | 105-8118 | 1    | Bearing-Cone          |
| 16       | 105-8113 | 1    | Gear-Ring             |
| 17       | 105-8132 | 1    | Ring-Retaining        |
| 18       | 353-990  | 2    | Plug                  |
| 18:1     | 237-78   | 1    | O-Ring                |
| 19       | 105-8138 | 1    | Cap-End               |
| 21       | 105-8133 | 1    | Plug-Thrust           |
| 22       | 105-8123 | 1    | Washer-Thrust         |
| 23       | 105-8131 | 1    | Ring-Retaining        |
| 24       | 105-8114 | 1    | Gear-Primary          |
| 25       | 105-8115 | 1    | Shaft-Drive           |
| 26       | 105-8129 | 1    | Primary Carrier ASM   |
| 27       | 105-8139 | 1    | Gear-Secondary        |
| 28       | 105-8130 | 1    | Secondary Carrier ASM |
| 29       | 105-8136 | 1    | Part Kit              |

| Ref. No. | Part No. | Qty. | Description         |
|----------|----------|------|---------------------|
| ☆29:1    |          | 1    | Ring-Snap           |
| ☆29:2    |          | 1    | Shim-Bearing, 2.9mm |
| ☆29:3    |          | 1    | Shim-Bearing, 2.8mm |
| ☆29:4    |          | 1    | Shim-Bearing, 2.7mm |
| ☆29:5    |          | 1    | Shim-Bearing, 2.6mm |
| ☆29:6    |          | 1    | Shim-Bearing, 2.5mm |
| ☆29:7    |          | 1    | Shim-Bearing, 2.4mm |
| *30      | 105-8137 | 1    | Seal Kit            |
| ☆30:1    |          | 1    | O Ring-Flange Cap   |
| ☆30:2    |          | 1    | Seal-Oil            |
| ☆30:3    |          | 2    | O Ring-End Cap      |
| 30:4     | 237-78   | 2    | O-Ring              |

☆ Not serviced separately

\* Not illustrated

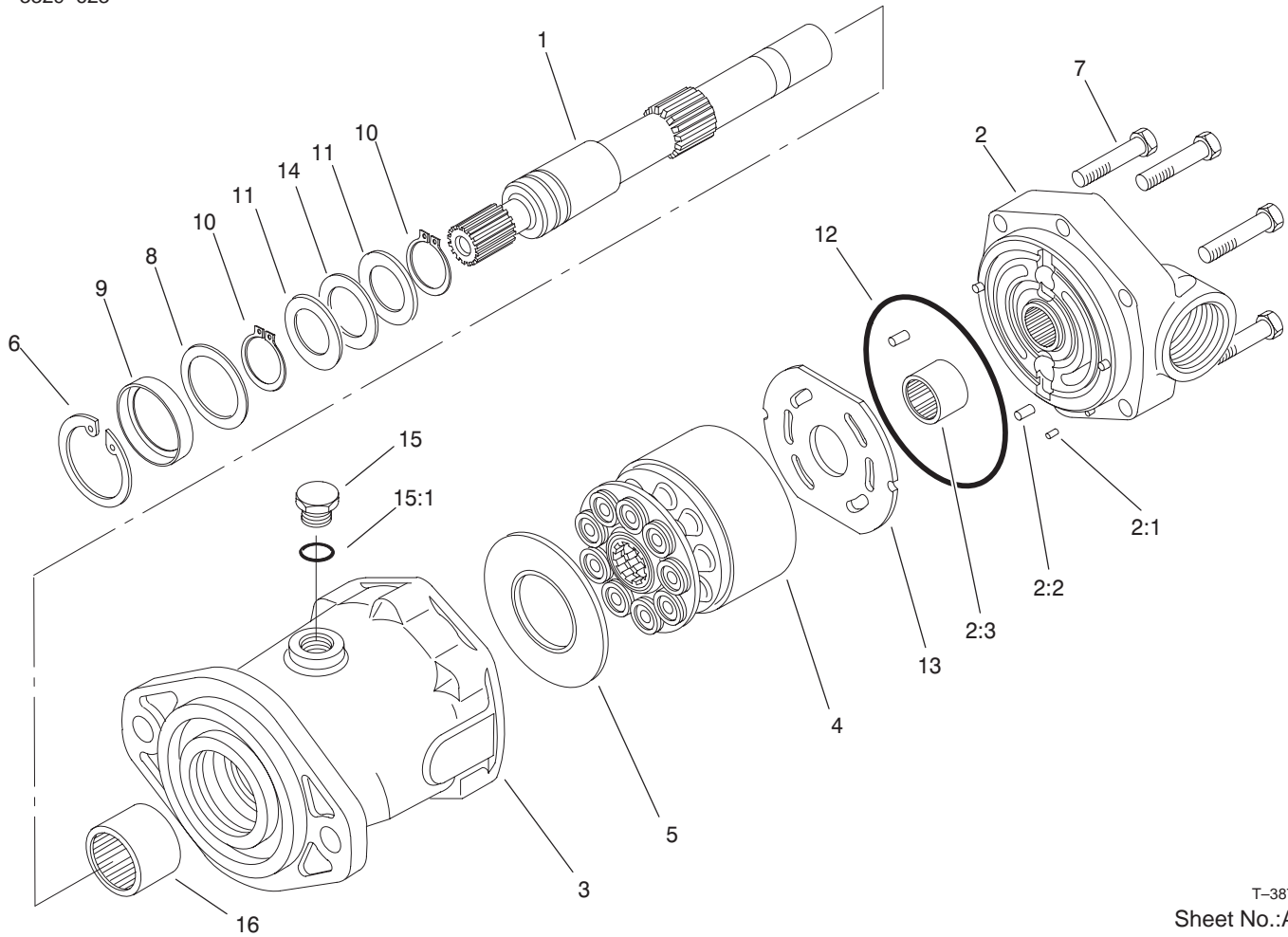


T-3760  
Sheet No.:A3

## Left Hand Brake Assembly No. 100-3070-03

| Ref. No. | Part No. | Qty. | Description       |
|----------|----------|------|-------------------|
| 2        | 93-7977  | 1    | Seal              |
| 3        | 93-7978  | 1    | Rod-Pull          |
| 4        | 93-7983  | 2    | Pin-Clevis        |
| 5        | 93-7980  | 2    | Link              |
| 6        | 93-7979  | 2    | Pin-Hitch         |
| 7        | 93-7986  | 4    | Disc-Stationary   |
| 8        | 104-4278 | 3    | Disc-Rotating     |
| 9        | 93-7976  | 1    | Ring-Retaining    |
| 10       | 93-7984  | 1    | Gasket            |
| 11       | 104-4279 | 1    | Actuator-Rotating |
| 12       | 93-7987  | 3    | Spring-Extension  |
| 13       | 93-7985  | 3    | Ball              |
| 14       | 353-990  | 2    | Plug              |
| 14:1     | 237-78   | 1    | O-Ring            |

| Ref. No. | Part No. | Qty. | Description |
|----------|----------|------|-------------|
|          |          |      |             |
|          |          |      |             |
|          |          |      |             |
|          |          |      |             |



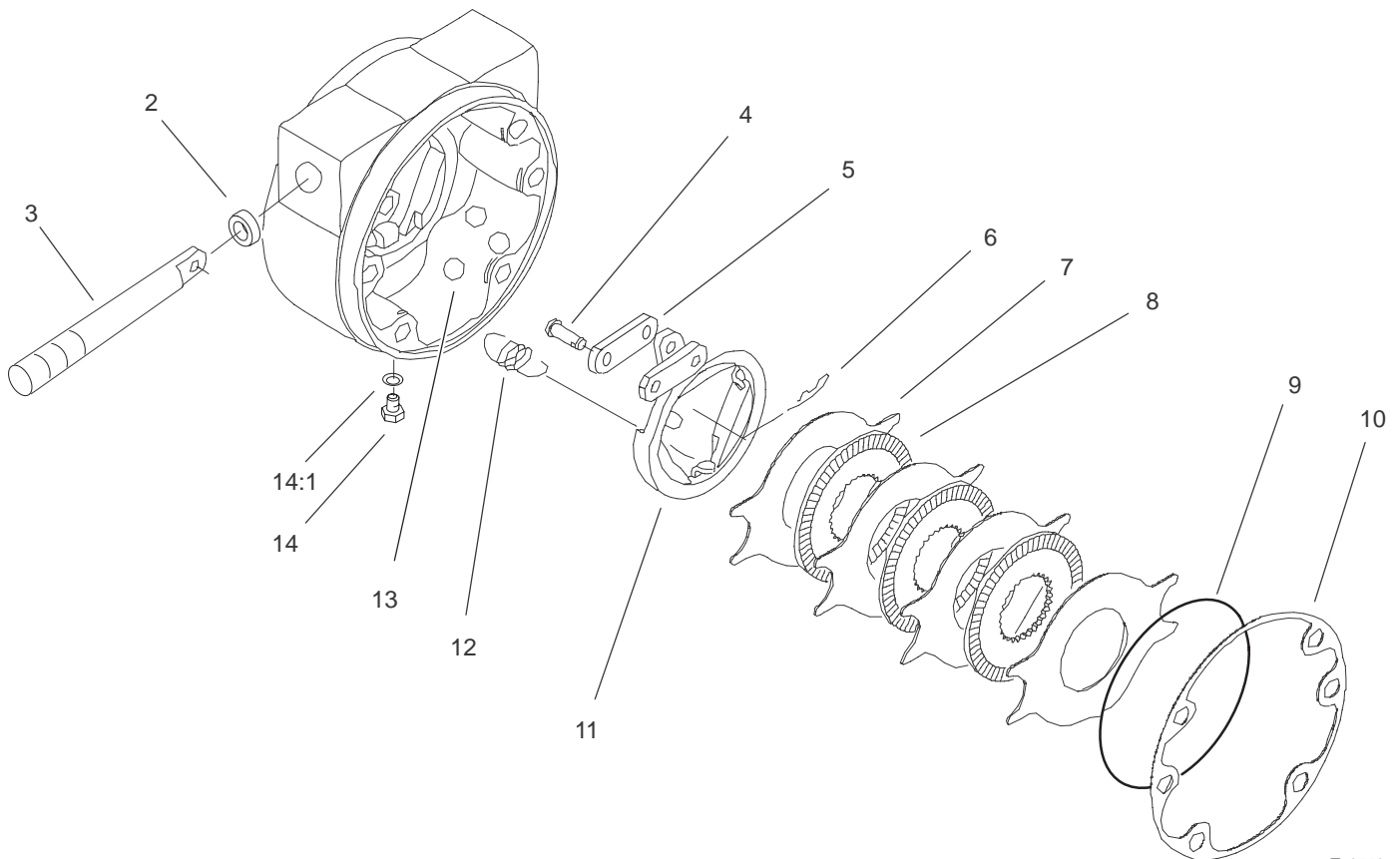
T-3877  
Sheet No.:A4

## Piston Motor Assembly No. 105-1218

| Ref. No. | Part No. | Qty. | Description          |
|----------|----------|------|----------------------|
| 1        | 94-3004  | 1    | Shaft-Drive, Splined |
| 2        | 105-2851 | 1    | Backplate ASM        |
| ☆2:1     |          | 3    | Pin-Dowel            |
| ☆2:2     |          | 1    | Pin-Dowel            |
| ☆2:3     |          | 1    | Bearing-Needle       |
| ☆3       |          | 1    | Housing              |
| 4        | 76-6910  | 1    | Rotating Kit         |
| 5        | 76-6970  | 1    | Insert-Plate, Cam    |
| 6        | 60-6260  | 1    | Ring                 |
| 7        | 94-3002  | 6    | Capscrew             |
| 8        | 94-3007  | 1    | Washer               |
| 9        | 105-3331 | 1    | Seal-Shaft           |
| 10       | 76-7000  | 2    | Ring-Retaining       |
| 11       | 60-6160  | 2    | Race                 |
| 12       | 76-6980  | 1    | O-Ring               |
| 13       | 94-3003  | 1    | Plate-Valve          |
| 14       | 60-6170  | 1    | Bearing-Thrust       |
| 15       | 353-550  | 1    | Plug-HYD             |
| 15:1     | 237-79   | 1    | O-Ring               |
| 16       | 63-4390  | 1    | Bearing-Needle       |

| Ref. No. | Part No. | Qty. | Description |
|----------|----------|------|-------------|
|          |          |      |             |
|          |          |      |             |
|          |          |      |             |
|          |          |      |             |
|          |          |      |             |
|          |          |      |             |
|          |          |      |             |
|          |          |      |             |
|          |          |      |             |
|          |          |      |             |
|          |          |      |             |
|          |          |      |             |
|          |          |      |             |
|          |          |      |             |
|          |          |      |             |
|          |          |      |             |
|          |          |      |             |
|          |          |      |             |
|          |          |      |             |
|          |          |      |             |
|          |          |      |             |
|          |          |      |             |
|          |          |      |             |
|          |          |      |             |
|          |          |      |             |

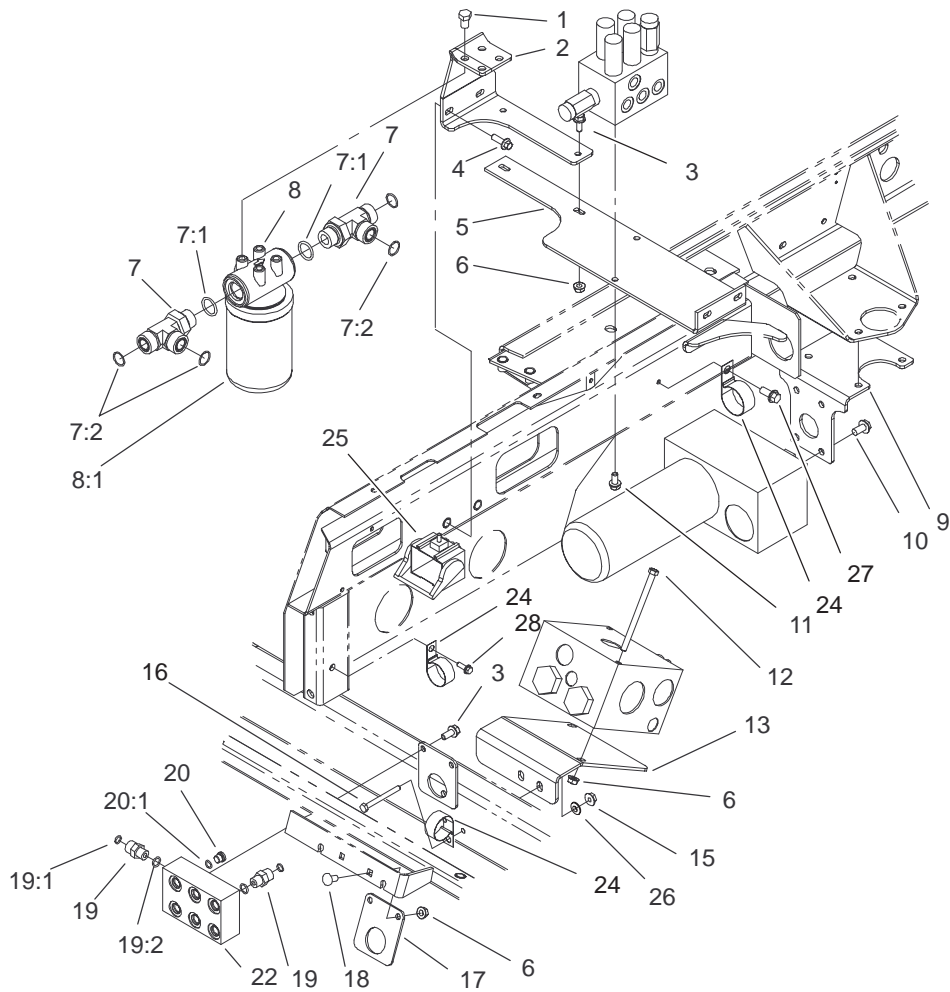
☆ Not serviced separately



T-3759  
Sheet No.:A5

## Right Hand Brake Assembly No. 100-3069-03

| Ref. No. | Part No. | Qty. | Description       | Ref. No. | Part No. | Qty. | Description |
|----------|----------|------|-------------------|----------|----------|------|-------------|
| 2        | 93-7977  | 1    | Seal              |          |          |      |             |
| 3        | 93-7978  | 1    | Rod-Pull          |          |          |      |             |
| 4        | 93-7983  | 2    | Pin-Clevis        |          |          |      |             |
| 5        | 93-7980  | 2    | Link              |          |          |      |             |
| 6        | 93-7979  | 2    | Pin-Hitch         |          |          |      |             |
| 7        | 93-7986  | 4    | Disc-Stationary   |          |          |      |             |
| 8        | 104-4278 | 3    | Disc-Rotating     |          |          |      |             |
| 9        | 93-7976  | 1    | Ring-Retaining    |          |          |      |             |
| 10       | 93-7984  | 1    | Gasket            |          |          |      |             |
| 11       | 104-4280 | 1    | Actuator-Rotating |          |          |      |             |
| 12       | 93-7987  | 3    | Spring-Extension  |          |          |      |             |
| 13       | 93-7985  | 3    | Ball              |          |          |      |             |
| 14       | 353-990  | 2    | Plug              |          |          |      |             |
| 14:1     | 237-78   | 1    | O-Ring            |          |          |      |             |

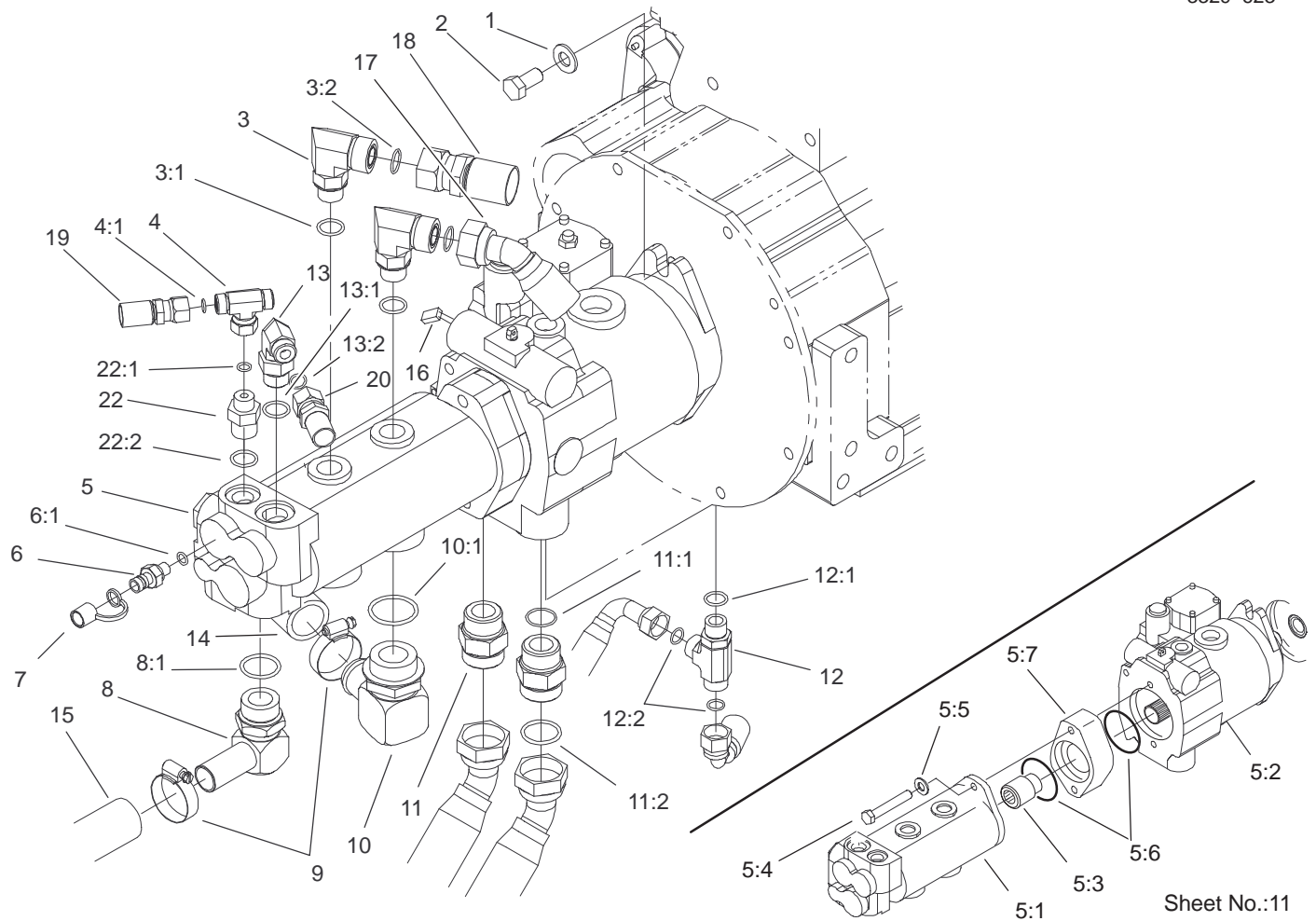


Sheet No.:10

## Manifold Mounting and Fitting Assembly

| Ref. No. | Part No.    | Qty. | Description             |
|----------|-------------|------|-------------------------|
| 1        | 33115-016   | 4    | Screw-HH                |
| 2        | 104-5492-03 | 1    | Bracket-Mount, Filter   |
| 3        | 3234-5      | 4    | Screw                   |
| 4        | 3234-17     | 4    | Screw-HHF               |
| 5        | 104-5493-03 | 1    | Bracket-Mount, Valve    |
| 6        | 32128-20    | 6    | Nut-HF                  |
| 7        | 340-148     | 2    | Fitting-Tee             |
| 7:1      | 237-81      | 1    | O-Ring                  |
| 7:2      | 237-58      | 2    | O-Ring                  |
| 8        | 93-2242     | 1    | Oil Filter ASM          |
| 8:1      | 75-1310     | 1    | Element-Filter          |
| 9        | 104-5471-03 | 1    | Bracket-Valve, Filter   |
| 10       | 3234-1      | 4    | Screw-HHF               |
| 11       | 3234-14     | 4    | Screw-HHF               |
| 12       | 322-48      | 2    | Screw-HH                |
| 13       | 104-5467-03 | 1    | Bracket-Mount, Valve    |
| 15       | 32128-33    | 2    | Nut-HF                  |
| 16       | 321-14      | 2    | Screw-HH                |
| 17       | 104-5516-01 | 1    | Support-Tube            |
| 18       | 3230-23     | 2    | Screw-CARR              |
| 19       | 340-2       | 4    | Fitting-HYD, Straight   |
| 19:1     | 237-22      | 1    | O-Ring                  |
| 19:2     | 237-42      | 1    | O-Ring                  |
| 20       | 353-990     | 1    | Plug                    |
| 20:1     | 237-78      | 1    | O-Ring                  |
| 22       | 104-5515    | 1    | Manifold-Junction, Lift |

| Ref. No. | Part No. | Qty. | Description        |
|----------|----------|------|--------------------|
| 24       | 2412-150 | 3    | J-Clip             |
| 25       | 105-9868 | 1    | Harness-Wire, Main |
| 26       | 3256-22  | 2    | Washer-Flat        |
| 27       | 32144-14 | 1    | Screw-HWH          |
| 28       | 3234-4   | 1    | Screw-HHF          |

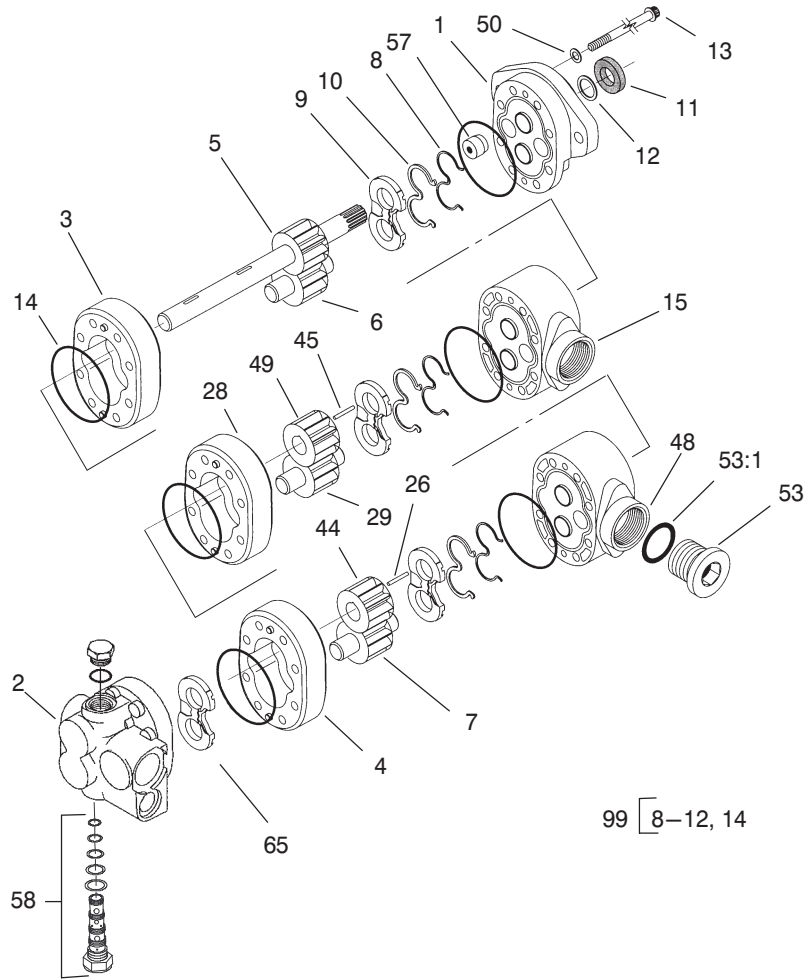


Sheet No.:11

## Hydraulic Pump Assembly

| Ref. No. | Part No. | Qty. | Description           |
|----------|----------|------|-----------------------|
| 1        | 87-7270  | 2    | Washer-Thrust         |
| 2        | 3213-2   | 2    | Screw-HH              |
| 3        | 340-16   | 2    | Fitting-HYD, 90       |
| 3:1      | 237-80   | 1    | O-Ring                |
| 3:2      | 237-58   | 1    | O-Ring                |
| 4        | 340-166  | 1    | Fitting-Tee, HYD      |
| 4:1      | 237-22   | 1    | O-Ring                |
| 5        | 105-1226 | 1    | Pump ASM              |
| 5:1      | 105-9845 | 1    | Triple Pump ASM       |
| 5:2      | 105-9846 | 1    | Piston Pump ASM       |
| 5:3      | 74-9030  | 1    | Coupler               |
| 5:4      | 323-32   | 2    | Screw-HH              |
| 5:5      | 60-3540  | 2    | Washer                |
| 5:6      | 60-3520  | 2    | O-Ring                |
| 5:7      | 99-5510  | 1    | Spacer                |
| 6        | 354-77   | 2    | Fitting-Quick         |
| 6:1      | 237-78   | 1    | O-Ring                |
| 7        | 354-79   | 2    | Cap-Dust              |
| 8        | 56-9530  | 1    | Fitting-HYD, 90°      |
| 8:1      | 237-117  | 1    | O-Ring                |
| 9        | 2412-111 | 2    | Clamp                 |
| 10       | 92-7526  | 1    | Fitting-HYD, 90°      |
| 10:1     | 237-101  | 1    | O-Ring                |
| 11       | 104-3797 | 2    | Fitting-HYD, Straight |
| 11:1     | 237-146  | 1    | O-Ring                |
| 11:2     | 340-65   | 1    | O-Ring                |

| Ref. No. | Part No. | Qty. | Description           |
|----------|----------|------|-----------------------|
| 12       | 340-109  | 1    | Fitting-HYD, Tee      |
| 12:1     | 237-79   | 1    | O-Ring                |
| 12:2     | 237-30   | 2    | O-Ring                |
| 13       | 340-98   | 1    | Fitting-HYD, 90°      |
| 13:1     | 237-79   | 1    | O-Ring                |
| 13:2     | 237-30   | 1    | O-Ring                |
| 14       | 104-5482 | 1    | Hose-Suction          |
| 15       | 104-5484 | 1    | Hose-Suction          |
| 16       | 105-0122 | 1    | Harness-Wire          |
| 17       | 105-3874 | 1    | Hose ASM              |
| 18       | 105-3875 | 1    | Hose ASM              |
| 19       | 92-7595  | 1    | Hose ASM              |
| 20       | 105-3869 | 1    | Hose ASM              |
| 22       | 340-141  | 1    | Fitting-HYD, Straight |
| 22:1     | 237-22   | 1    | O-Ring                |
| 22:2     | 237-80   | 1    | O-Ring                |



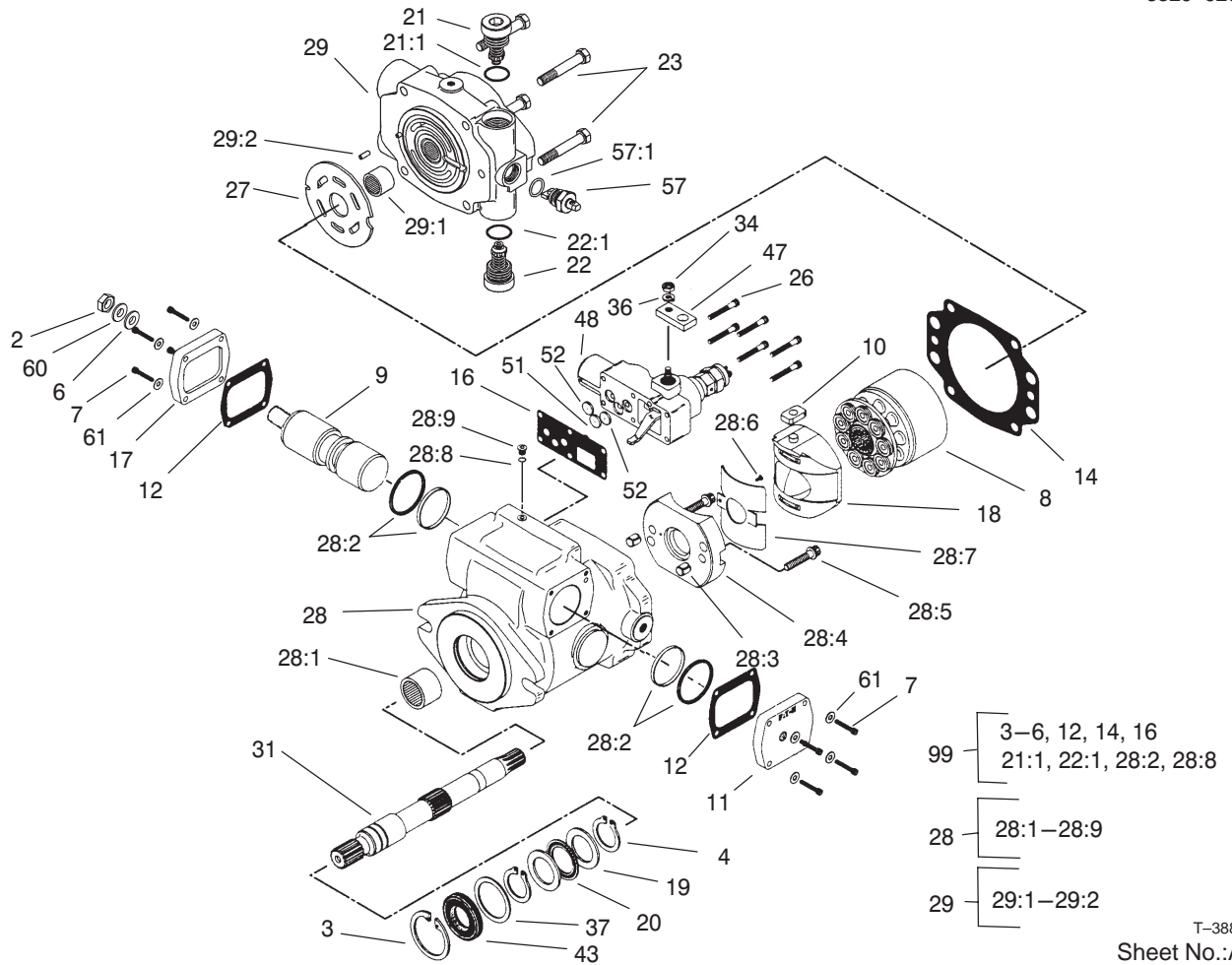
T-3880  
Sheet No.:A6

## Triple Pump Assembly No. 105-9845

| Ref. No. | Part No. | Qty. | Description               |
|----------|----------|------|---------------------------|
| ☆1       |          | 1    | Front Plate ASM           |
| ☆2       |          | 1    | Back Plate ASM            |
| ☆3       |          | 1    | Body                      |
| ☆4       |          | 1    | Body                      |
| ☆5       |          | 1    | Drive Gear ASM            |
| ☆6       |          | 1    | Gear-Idler                |
| ☆7       |          | 1    | Gear-Idler                |
| ☆8       |          | 3    | Gasket-Backup             |
| ☆9       |          | 3    | Plate-Wear                |
| ☆10      |          | 3    | Seal-Pressure,<br>Balance |
| 11       | 49-2640  | 1    | Seal-Shaft                |
| 12       | 60-5890  | 1    | Washer                    |
| 13       | 105-9849 | 8    | Capscrew                  |
| 14       | 105-2866 | 6    | O-Ring                    |
| ☆15      |          | 1    | Plate-Adaptor             |
| ☆26      |          | 1    | Key                       |
| ☆28      |          | 1    | Body                      |
| ☆29      |          | 1    | Gear-Idler                |
| ☆44      |          | 1    | Gear                      |
| ☆45      |          | 1    | Key                       |
| ☆48      |          | 1    | Plate-Adaptor             |
| ☆49      |          | 1    | Gear                      |
| 50       | 105-9850 | 4    | Washer-Copper             |
| 53       | 94-3013  | 1    | Plug                      |
| ☆53:1    |          | 1    | O-Ring                    |

| Ref. No. | Part No. | Qty. | Description        |
|----------|----------|------|--------------------|
| 57       | 94-3011  | 1    | Plug               |
| 58       | 105-2870 | 1    | Valve-Proportional |
| ☆65      |          | 1    | Plate-Thrust       |
| 99       | 105-2868 | 1    | Seal Kit           |

☆ Not serviced separately



T-3881  
Sheet No.:A7

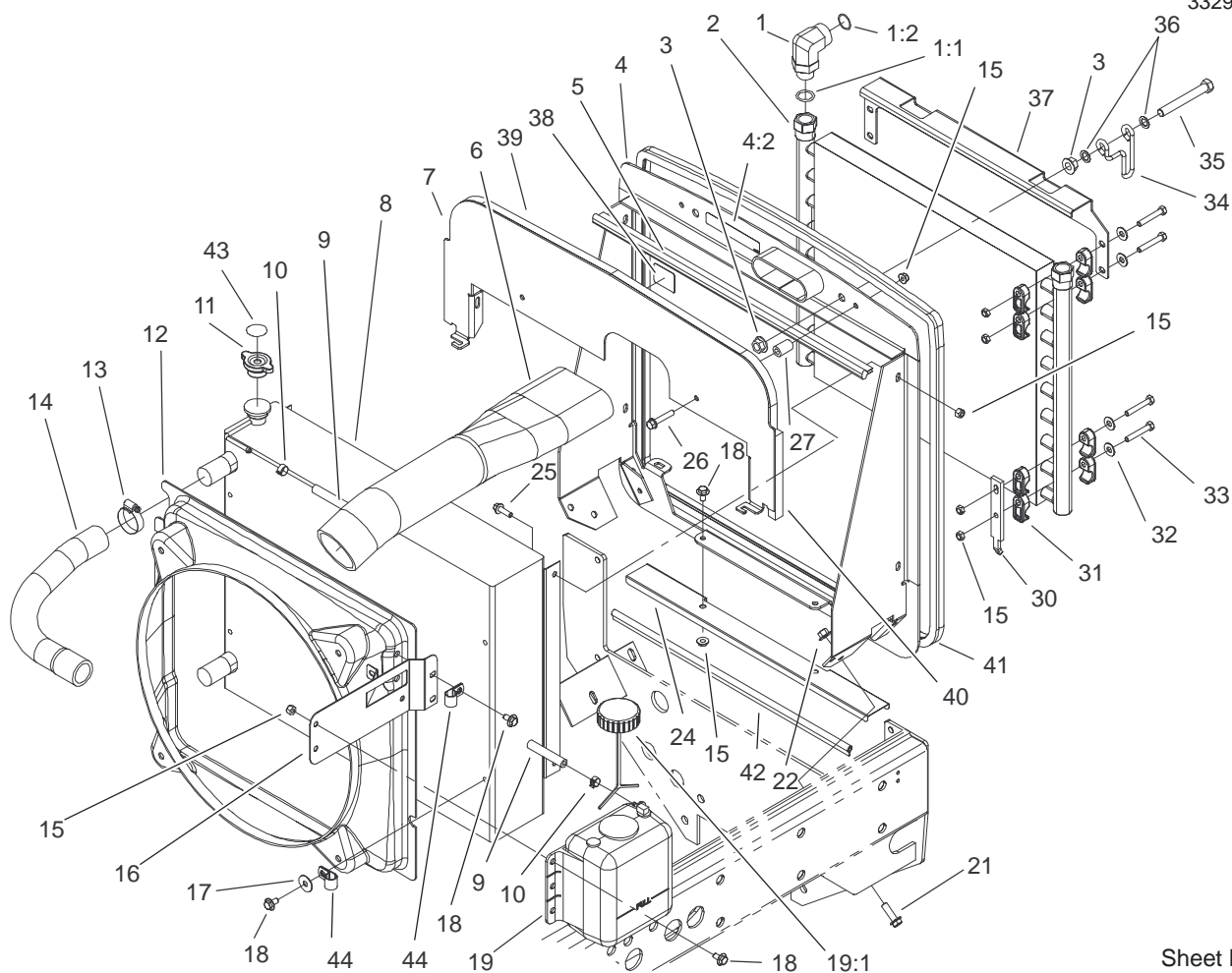
## Piston Pump Assembly No. 105-9846

| Ref. No. | Part No. | Qty. | Description         |
|----------|----------|------|---------------------|
| 2        | 3220-2   | 1    | Nut                 |
| 3        | 76-7010  | 1    | Ring-Retaining      |
| 4        | 76-7000  | 2    | Ring-Retaining      |
| 6        | 94-3027  | 1    | Washer-Seal         |
| 7        | 3274-81  | 8    | Screw-HSH           |
| 8        | 105-9851 | 1    | Rotating Kit ASM    |
| 9        | 105-4572 | 1    | Servo Piston ASM    |
| 10       | 105-9852 | 1    | Follower-Piston     |
| 11       | 105-9853 | 1    | Plate-Cover         |
| ☆12      |          | 2    | Gasket-Plate, Cover |
| ☆14      |          | 1    | Gasket-Housing      |
| ☆16      |          | 1    | Gasket              |
| 17       | 94-3034  | 1    | Plate-Cover         |
| 18       | 94-3026  | 1    | Camplate ASM        |
| 19       | 76-6950  | 2    | Race-Thrust         |
| 20       | 76-6960  | 1    | Bearing-Thrust      |
| 21       | 105-2857 | 1    | Valve-Relief        |
| ☆21:1    |          | 1    | O-Ring              |
| 22       | 105-2857 | 1    | Valve-Relief        |
| ☆22:1    |          | 1    | O-Ring              |
| 23       | 323-45   | 4    | Screw-HH            |
| 26       | 3274-59  | 6    | Screw-HSH           |
| 27       | 105-9854 | 1    | Plate-Valve         |
| 28       | 105-9855 | 1    | Housing ASM         |
| 29       | 105-9856 | 1    | Backplate ASM       |
| 31       | 105-2861 | 1    | Shaft-Drive         |

| Ref. No. | Part No. | Qty. | Description     |
|----------|----------|------|-----------------|
| 34       | 3217-5   | 1    | Nut-Hex         |
| 36       | 3253-3   | 1    | Washer-Lock     |
| 37       | 94-3007  | 1    | Washer          |
| 43       | 105-3331 | 1    | Seal-Shaft      |
| 47       | 94-3031  | 1    | Arm-Control     |
| 48       | 93-6306  | 1    | Control ASM     |
| 51       | 105-2909 | 1    | Orifice-Control |
| 52       | 94-3041  | 1    | Orifice-Control |
| 57       | 105-2864 | 1    | Valve-Bypass    |
| ☆57:1    |          | 1    | O-Ring          |
| 60       | 94-3030  | 1    | Washer          |
| 61       | 3256-77  | 8    | Washer-Flat     |
| 99       | 105-3349 | 1    | Seal Kit        |

☆ Not serviced separately



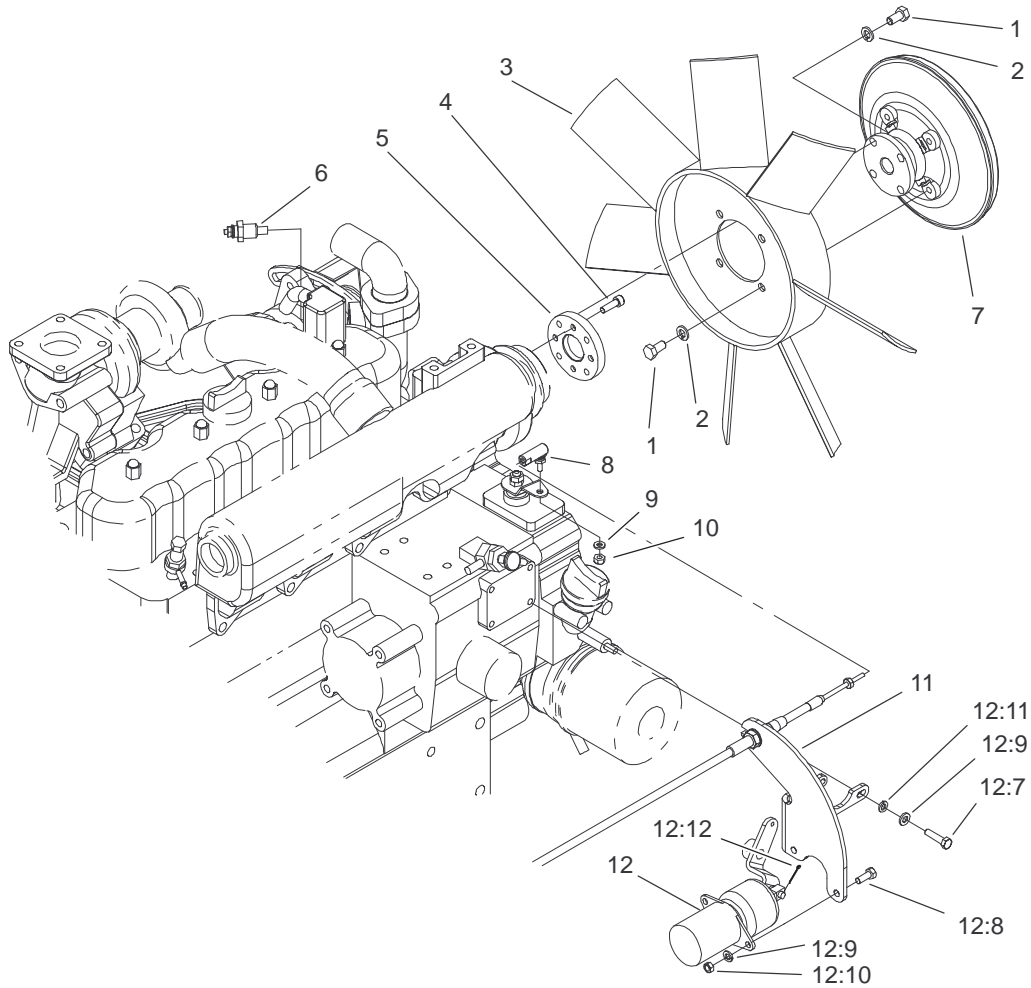


Sheet No.:12

## Radiator Assembly

| Ref. No. | Part No.    | Qty. | Description        |
|----------|-------------|------|--------------------|
| 1        | 104-3796    | 2    | Fitting-HYD, 90°   |
| 1:1      | 237-81      | 1    | O-Ring             |
| 1:2      | 340-65      | 1    | O-Ring             |
| 2        | 99-5495     | 1    | Cooler-Oil         |
| 3        | 32128-49    | 4    | Nut-HHF            |
| 4        | 105-3994    | 1    | Bracket-Radiator   |
| 4:2      | 93-7272     | 1    | Decal-Warning      |
| 5        | 104-2223    | 1    | Seal-Bulb          |
| 6        | 100-5550    | 1    | Hose-Cleaner, Air  |
| 7        | 105-3934-03 | 1    | Bracket-Seal, Hood |
| 8        | 99-5426     | 1    | Radiator           |
| 9        | 71-3370     | 2    | Hose-Fuel          |
| 10       | 92-2379     | 3    | Clamp-Hose         |
| 11       | 93-5957     | 1    | Cap-Radiator       |
| 12       | 99-5428     | 1    | Shroud-Radiator    |
| 13       | 2412-111    | 4    | Clamp              |
| 14       | 100-5547    | 2    | Hose-Radiator      |
| 15       | 104-8300    | 19   | Nut-Flange, NI     |
| 16       | 100-5505-03 | 1    | Bracket-Tank       |
| 17       | 99-2900     | 4    | Washer-Flat        |
| 18       | 3234-7      | 11   | Screw-HHF          |
| 19       | 104-2276    | 1    | Reservoir-Coolant  |
| 19:1     | 87-7050     | 1    | Cap-Reservoir      |
| 21       | 3234-11     | 4    | Screw-HHF          |
| 22       | 32128-43    | 4    | Nut-Flange         |
| 24       | 104-5426-03 | 1    | Cover-Bottom       |

| Ref. No. | Part No.    | Qty. | Description             |
|----------|-------------|------|-------------------------|
| 25       | 3234-17     | 4    | Screw-HHF               |
| 26       | 94-5780     | 2    | Screw-HWH               |
| 27       | 93-6981     | 2    | Spacer                  |
| 30       | 104-5460-03 | 2    | Plate-Mount, Oil Cooler |
| 31       | 105-3943    | 16   | Clamp-Cooler, Oil       |
| 32       | 3256-23     | 14   | Washer-Flat             |
| 33       | 322-10      | 8    | Screw-HH                |
| 34       | 104-5429    | 2    | Clamp-Form, Wire        |
| 35       | 325-17      | 2    | Screw-HH                |
| 36       | 41-8440     | 4    | Washer                  |
| 37       | 104-5428    | 1    | Bracket-Oil Cooler, Top |
| 38       | 93-7275     | 1    | Decal-Fluid, Starting   |
| 39       | 105-9233    | 1    | Seal-Foam               |
| 40       | 105-9236    | 2    | Seal-Foam               |
| 41       | 105-9814    | 1    | Seal-Bulb               |
| 42       | 105-9858    | 1    | Seal-Bulb               |
| 43       | 106-6755    | 1    | Decal-Cap, Radiator     |
| 44       | 2412-81     | 2    | Clamp-R                 |

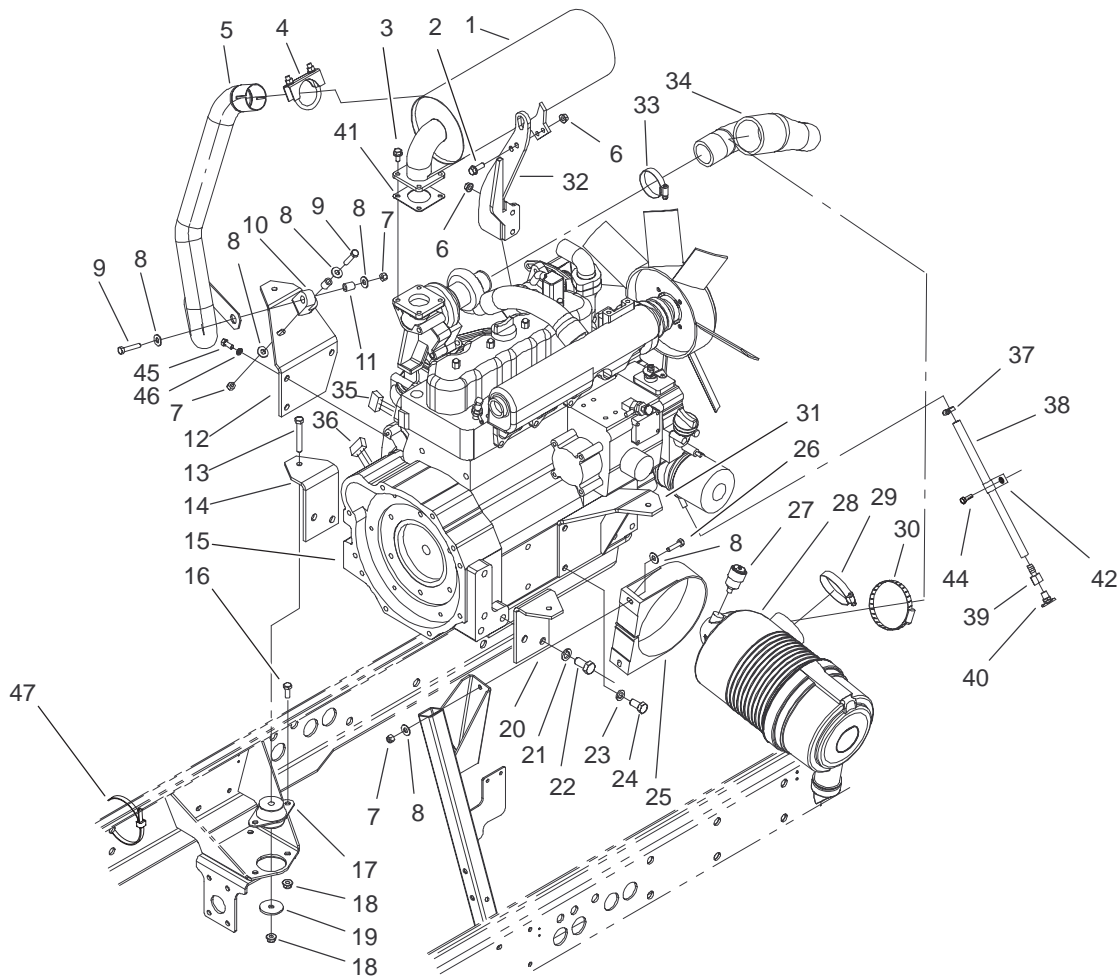


Sheet No.:13

## Fan and Solenoid Assembly

| Ref. No. | Part No.    | Qty. | Description        |
|----------|-------------|------|--------------------|
| 1        | 322-2       | 8    | Screw-HH           |
| 2        | 3253-4      | 8    | Washer-Lock        |
| 3        | 105-0750    | 1    | Fan                |
| 4        | 52-6290     | 4    | Screw-HSH          |
| 5        | 100-3066    | 1    | Adapter-Fan        |
| 6        | 98-9346     | 1    | Sender-Temperature |
| 7        | 104-2212    | 1    | Clutch-Fan         |
| 8        | 2411-38     | 1    | Joint-Ball         |
| 9        | 3256-51     | 1    | Washer-Flat        |
| 10       | 3296-21     | 1    | Nut-Lock, NI       |
| 11       | 104-7540-03 | 1    | Support-Cable      |
| 12       | 98-3817     | 1    | Solenoid Kit       |
| 12:7     | 33113-025   | 3    | Screw-HH           |
| 12:8     | 33113-016   | 2    | Screw-HH           |
| 12:9     | 48-8020     | 5    | Washer-Spring      |
| 12:10    | 33013-00    | 2    | Nut-Hex            |
| 12:11    | 33093-00    | 3    | Washer-Flat        |
| 12:12    | 3272-2      | 1    | Pin-Cotter         |

| Ref. No. | Part No. | Qty. | Description |
|----------|----------|------|-------------|
|          |          |      |             |
|          |          |      |             |
|          |          |      |             |
|          |          |      |             |
|          |          |      |             |
|          |          |      |             |
|          |          |      |             |
|          |          |      |             |
|          |          |      |             |
|          |          |      |             |

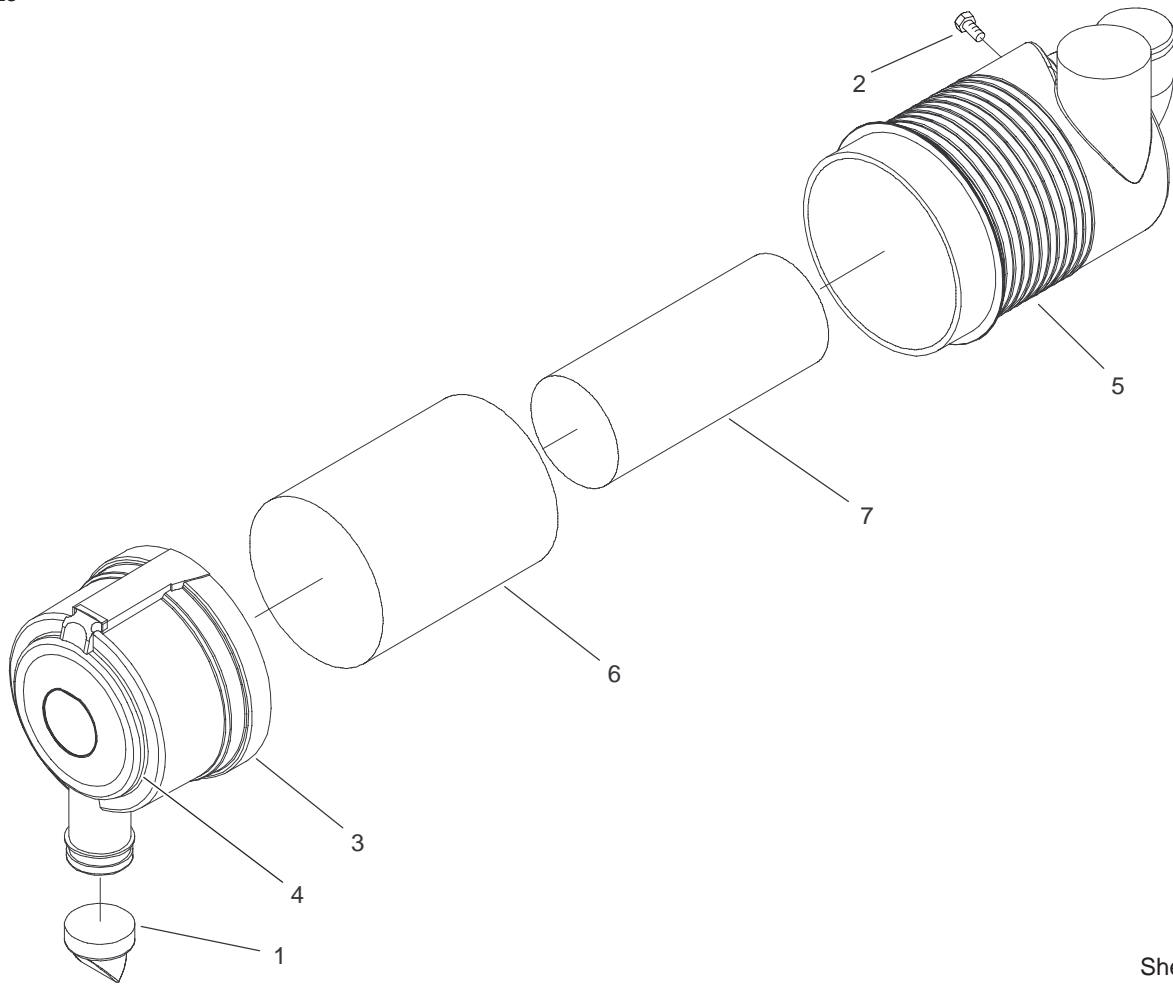


Sheet No.:14

## Engine Installation Assembly

| Ref. No. | Part No.    | Qty. | Description            | Ref. No. | Part No.    | Qty. | Description                |
|----------|-------------|------|------------------------|----------|-------------|------|----------------------------|
| 1        | 99-5424     | 1    | Muffler-Turbo          | 26       | 322-6       | 2    | Screw-HH                   |
| 2        | 33104-025   | 2    | Screw-HHF              | 27       | 104-3563    | 1    | Indicator                  |
| 3        | 33104-016   | 4    | Screw-HHF              | *27:1    | 94-1416     | 1    | Indicator Adapter ASM      |
| 4        | 18-2130     | 1    | Clamp                  | 28       | 99-5410     | 1    | Cleaner-Air                |
| 5        | 104-5461    | 1    | Pipe-Exhaust           | 29       | 2412-125    | 1    | Clamp-Hose                 |
| 6        | 33004-00    | 4    | Nut-HF                 | 30       | 2412-110    | 1    | Clamp-Hose                 |
| 7        | 3296-29     | 4    | Nut-Lock, NI           | 31       | 100-3144-03 | 1    | LH Mount ASM               |
| 8        | 3256-3      | 8    | Washer-Flat            | 32       | 99-5421-03  | 1    | Bracket-Mounting           |
| 9        | 322-8       | 4    | Screw-HH               | 33       | 2412-92     | 1    | Clamp-Hose                 |
| 10       | 95-5622     | 1    | Hanger-Rubber          | 34       | 99-5415     | 1    | Hose-Cleaner, Air          |
| 11       | 93-5023     | 2    | Spacer                 | 35       | 99-3441     | 1    | Harness-Wire, Fusible Link |
| 12       | 100-3141-03 | 1    | RH Mount ASM           | 36       | 105-9869    | 1    | Harness-Wire, Engine       |
| 13       | 323-13      | 4    | Screw-HH               | 37       | 2412-108    | 2    | Clamp-Worm                 |
| 14       | 100-3148-03 | 1    | Mount-Engine, RH       | 38       | 99-7376     | 1    | Hose-Breather              |
| 15       | 99-5413     | 1    | Engine-Turbo, Kubota   | 39       | 354-94      | 1    | Fitting-Female, Barbed     |
| 16       | 3234-11     | 8    | Screw-HHF              | 40       | 93-5528     | 1    | Fitting-Cock, Drain        |
| 17       | 53-9682     | 4    | Support-Engine, Rubber | 41       | 100-9333    | 1    | Gasket-Muffler             |
| 18       | 104-8301    | 12   | Nut-Flange, NI         | 42       | 2412-150    | 1    | J-Clip                     |
| 19       | 63-7400     | 4    | Washer-Rebound         | 44       | 32144-14    | 1    | Screw-HWH                  |
| 20       | 100-3147-03 | 1    | Mount-Engine, LH       | 45       | 43-0090     | 1    | Screw-HH                   |
| 21       | 43-5950     | 4    | Washer-Lock, Spring    | 46       | 48-9590     | 1    | Washer-Lock                |
| 22       | 43-3210     | 4    | Screw-HH               | 47       | 3290-378    | 3    | Tie-Cable                  |
| 23       | 48-8070     | 5    | Washer-Lock            |          |             |      |                            |
| 24       | 42-9250     | 5    | Bolt                   |          |             |      |                            |
| 25       | 99-5414     | 1    | Strap-Cleaner, Air     |          |             |      |                            |

\* Not illustrated



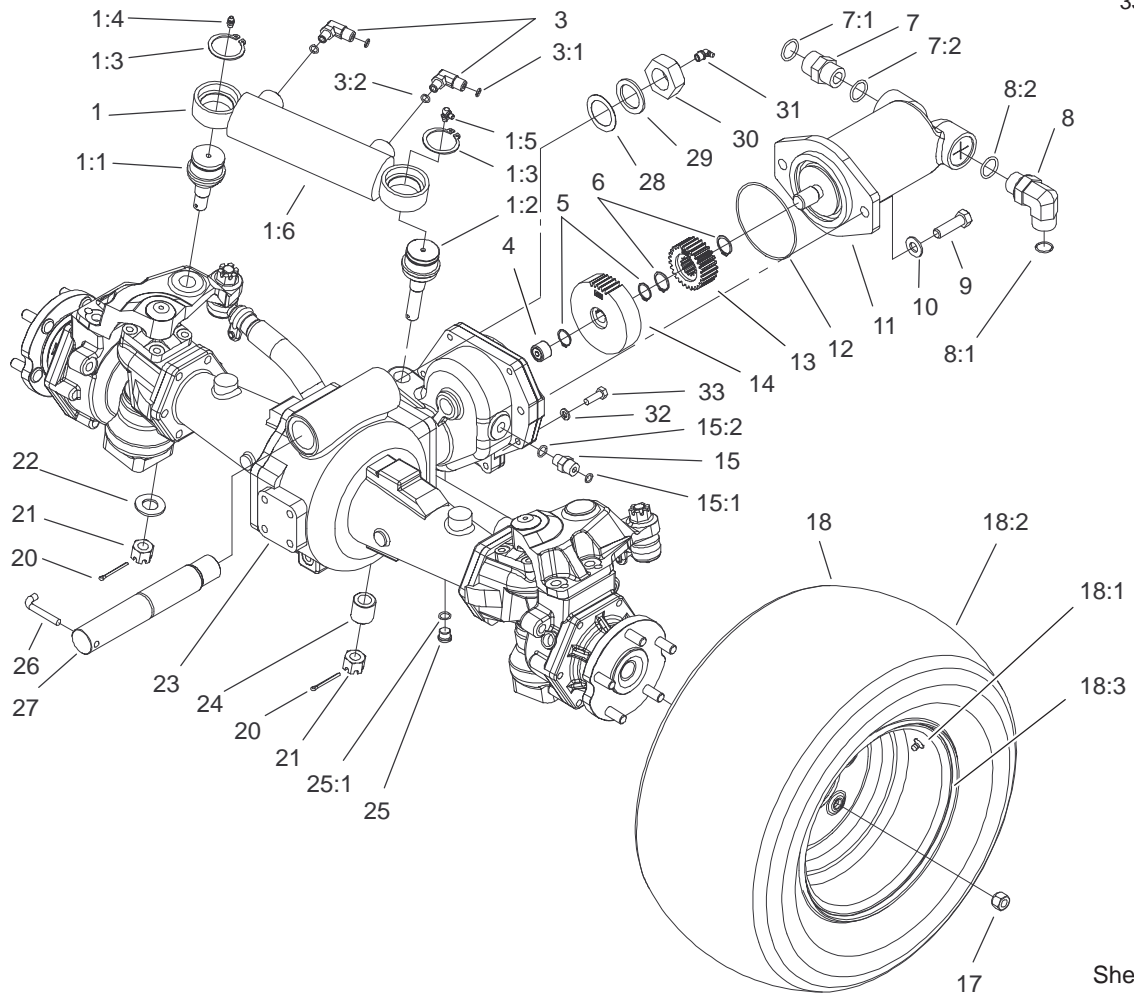
T-3770  
Sheet No.:A9

## Air Cleaner Assembly No. 99-5410

| Ref. No. | Part No. | Qty. | Description    |
|----------|----------|------|----------------|
| 1        | 104-4258 | 1    | Valve-Vacuator |
| ☆2       |          | 1    | Plug-Pipe      |
| 3        | 104-4259 | 1    | Cover ASM      |
| ☆4       |          | 1    | Marking        |
| ☆5       |          | 1    | Body ASM       |
| 6        | 104-4260 | 1    | Element ASM    |
| 7        | 104-4261 | 1    | Element ASM    |

| Ref. No. | Part No. | Qty. | Description |
|----------|----------|------|-------------|
|          |          |      |             |
|          |          |      |             |
|          |          |      |             |
|          |          |      |             |
|          |          |      |             |

☆ Not serviced separately



Sheet No.:15

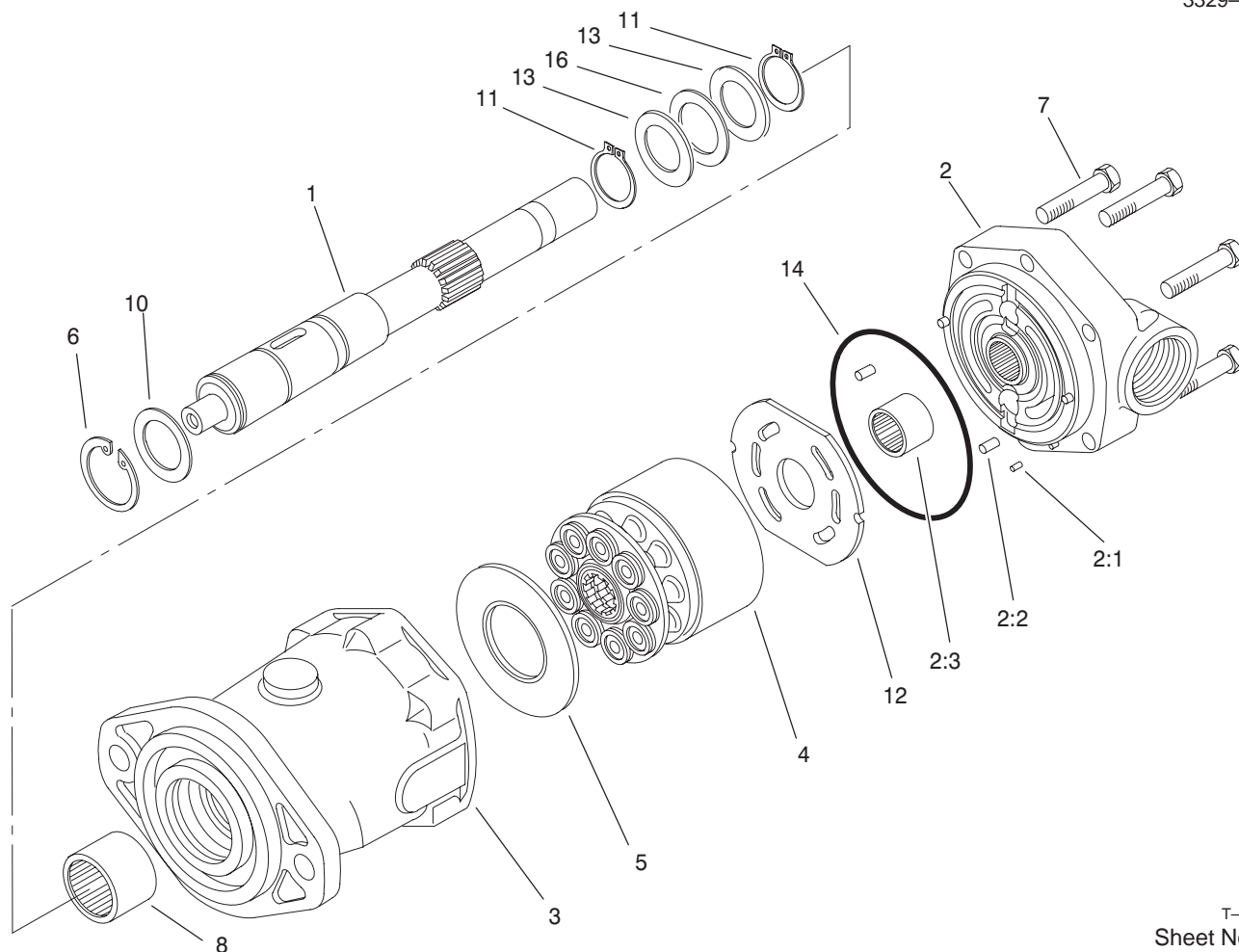
## Rear Axle Assembly

| Ref. No. | Part No.  | Qty. | Description              |
|----------|-----------|------|--------------------------|
| 1        | 105-9861  | 1    | Steering Cylinder ASM    |
| 1:1      | 92-5838   | 1    | Joint-Ball               |
| 1:2      | 100-3795  | 1    | Joint-Ball               |
| 1:3      | 32151-104 | 2    | Ring-Retaining, External |
| 1:4      | 302-5     | 1    | Fitting-Grease           |
| 1:5      | 302-60    | 1    | Fitting-Grease           |
| ☆1:6     |           | 1    | HYD Cylinder ASM         |
| 3        | 340-97    | 2    | Fitting-HYD, 90°         |
| 3:1      | 237-22    | 1    | O-Ring                   |
| 3:2      | 237-78    | 1    | O-Ring                   |
| 4        | 74-5700   | 1    | Bearing-Needle, Roller   |
| 5        | 32120-15  | 2    | Ring-Snap, Ext           |
| 6        | 32120-76  | 2    | Ring-Snap, Ext           |
| 7        | 340-9     | 1    | Fitting-HYD, Straight    |
| 7:1      | 237-58    | 1    | O-Ring                   |
| 7:2      | 237-81    | 1    | O-Ring                   |
| 8        | 340-142   | 1    | Fitting-HYD, 90°         |
| 8:1      | 237-58    | 1    | O-Ring                   |
| 8:2      | 237-81    | 1    | O-Ring                   |
| 9        | 325-7     | 2    | Screw-HH                 |
| 10       | 3256-26   | 2    | Washer-Flat              |
| 11       | 105-1219  | 1    | Motor-Piston             |
| 12       | 237-166   | 1    | O-Ring                   |
| 13       | 104-0755  | 1    | Pinion-27 Tooth          |

| Ref. No. | Part No.  | Qty. | Description           |
|----------|-----------|------|-----------------------|
| 14       | 100-3053  | 1    | Gear-45 Tooth         |
| 15       | 340-2     | 1    | Fitting-HYD, Straight |
| 15:1     | 237-22    | 1    | O-Ring                |
| 15:2     | 237-42    | 1    | O-Ring                |
| 17       | 93-5268   | 10   | Nut-Lug               |
| ☆18      |           | 2    | Tire And Wheel ASM    |
| 18:1     | 232-27    | 1    | Stem-Valve            |
| 18:2     | 104-0451  | 1    | Tire                  |
| 18:3     | 105-9219  | 1    | Wheel                 |
| 20       | 3272-12   | 2    | Pin-Cotter            |
| 21       | 32136-14  | 2    | Nut-SHH               |
| 22       | 92-5836   | 1    | Washer                |
| 23       | 100-3784  | 1    | Drive Axle ASM        |
| 24       | 100-3796  | 1    | Spacer-Joint, Ball    |
| 25       | 353-989   | 1    | Plug-Hex, Hollow      |
| 25:1     | 237-42    | 1    | O-Ring                |
| 26       | 100-3771  | 1    | Pin-Stop              |
| 27       | 100-3770  | 1    | Pin-Axle, Pivot       |
| 28       | 92-1765   | 1    | Washer-Thrust         |
| 29       | 98-3867   | 2    | Washer-Thrust         |
| 30       | 3296-68   | 1    | Nut-Lock, NI          |
| 31       | 302-33    | 1    | Fitting-Grease        |
| 32       | 3253-4    | 6    | Washer-Lock           |
| 33       | 33114-025 | 6    | Screw-HH              |

☆ Not serviced separately





T-3878  
Sheet No.:B2

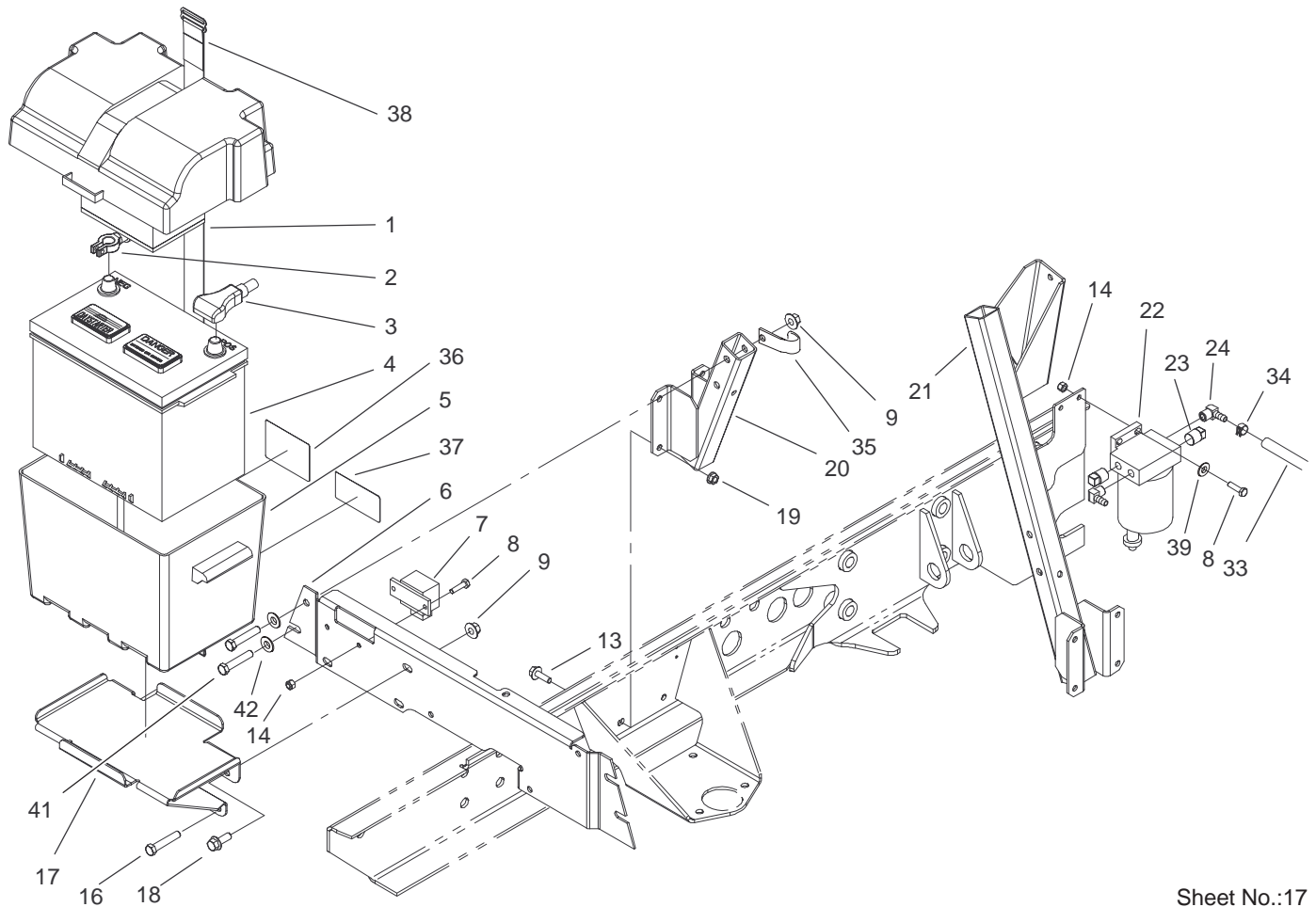
### Piston Motor Assembly No. 105-1219

| Ref. No. | Part No. | Qty. | Description       |
|----------|----------|------|-------------------|
| 1        | 105-2853 | 1    | Shaft-Drive       |
| 2        | 100-2551 | 1    | Backplate         |
| ☆2:1     |          | 3    | Pin-Dowel         |
| ☆2:2     |          | 1    | Pin-Dowel         |
| ☆2:3     |          | 1    | Bearing-Needle    |
| ☆3       |          | 1    | Housing           |
| 4        | 76-6910  | 1    | Rotating Kit      |
| 5        | 76-6970  | 1    | Insert-Plate, Cam |
| 6        | 60-6260  | 1    | Ring              |
| 7        | 94-3002  | 6    | Capscrew          |
| 8        | 63-4390  | 1    | Bearing-Needle    |
| 10       | 76-7020  | 1    | Spacer            |
| 11       | 76-7000  | 2    | Ring-Retaining    |
| 12       | 94-3003  | 1    | Plate-Valve       |
| 13       | 60-6160  | 2    | Race              |
| 14       | 76-6980  | 1    | O-Ring            |
| 16       | 60-6170  | 1    | Bearing-Thrust    |

| Ref. No. | Part No. | Qty. | Description |
|----------|----------|------|-------------|
|          |          |      |             |
|          |          |      |             |
|          |          |      |             |
|          |          |      |             |

☆ Not serviced separately



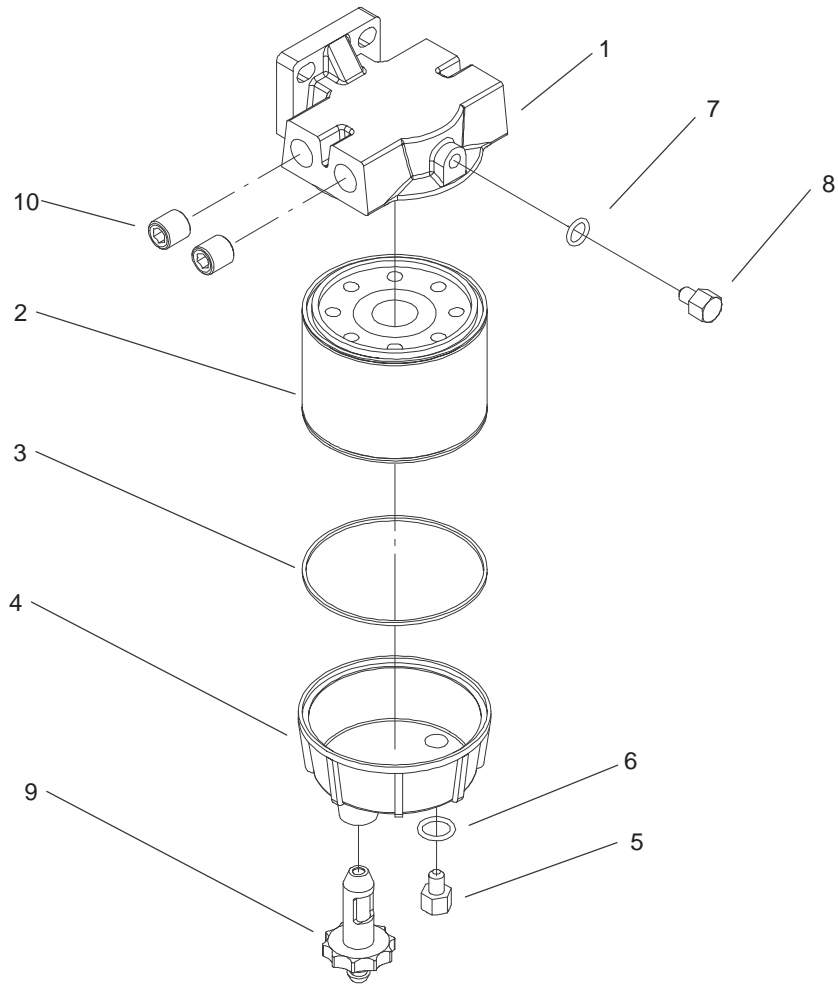


Sheet No.:17

## Battery Installation Assembly

| Ref. No. | Part No.    | Qty. | Description                 |
|----------|-------------|------|-----------------------------|
| 1        | 93-7968     | 1    | Pad-Foam                    |
| 2        | 105-3880    | 1    | Cable-Battery,<br>Negative  |
| 3        | 105-0114    | 1    | Cable-Battery,<br>Positive  |
| 4        | 93-3220     | 1    | Battery                     |
| 5        | 93-7595     | 1    | Battery Box ASM             |
| 6        | 104-5422-03 | 1    | Bracket-Support,<br>Battery |
| 7        | 66-8800     | 1    | Relay                       |
| 8        | 321-6       | 4    | Screw-HH                    |
| 9        | 32128-43    | 6    | Nut-Flange                  |
| 13       | 3234-29     | 8    | Screw-HHF                   |
| 14       | 3296-42     | 4    | Nut-Lock, NI                |
| 16       | 323-11      | 3    | Screw-HH                    |
| 17       | 104-5423-03 | 1    | Tray-Battery                |
| 18       | 3234-11     | 2    | Screw-HHF                   |
| 19       | 32128-20    | 12   | Nut-HF                      |
| 20       | 104-5420-03 | 1    | Battery Support ASM         |
| 21       | 104-5417-03 | 1    | A/C Bracket ASM             |
| 22       | 98-9305     | 1    | Filter-Water/Fuel           |
| 23       | 281-13      | 2    | Plug-Pipe                   |
| 24       | 353-781     | 2    | Fitting-Elbow               |
| 33       | 63-7627     | 1    | Hose-Fuel                   |
| 34       | 92-2379     | 3    | Clamp-Hose                  |
| 35       | 2412-81     | 2    | Clamp-R                     |

| Ref. No. | Part No. | Qty. | Description   |
|----------|----------|------|---------------|
| 36       | 93-6668  | 1    | Decal-Battery |
| 37       | 93-7276  | 1    | Decal-Danger  |
| 38       | 94-1445  | 1    | Strap-Battery |
| 39       | 3256-22  | 2    | Washer-Flat   |
| 41       | 323-12   | 1    | Screw-HH      |
| 42       | 3256-24  | 2    | Washer-Flat   |

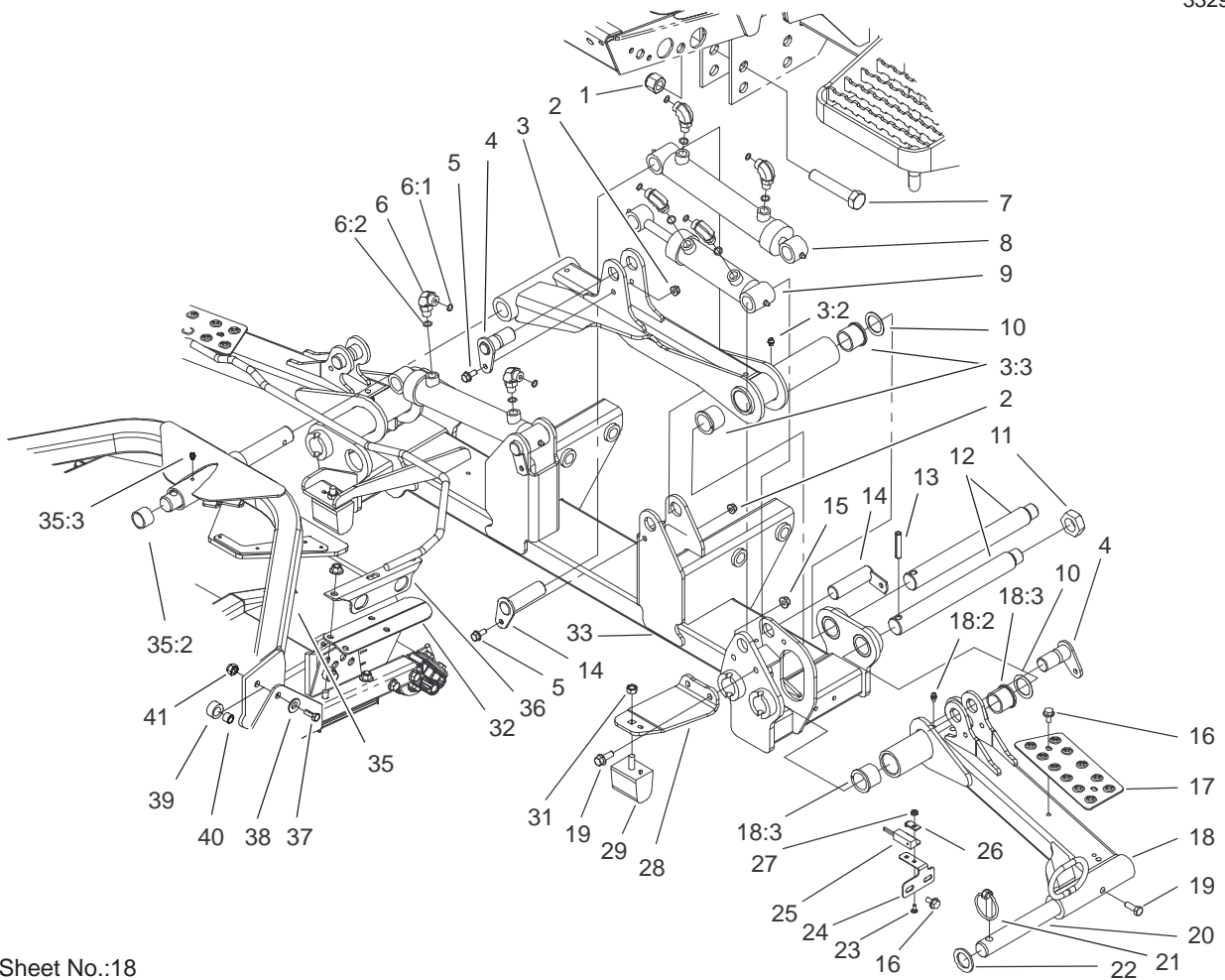


T-3330  
Sheet No.:B3

## Water and Fuel Filter Assembly No. 98-9305

| Ref. No. | Part No. | Qty. | Description         |
|----------|----------|------|---------------------|
| 1        | 98-9772  | 1    | Head-Filter         |
| 2        | 98-9764  | 1    | Element             |
| 3        | 98-9774  | 1    | O-Ring-Base, Filter |
| 4        | 98-9775  | 1    | Base-Filter         |
| 5        | 98-9773  | 1    | Plug-Base, Filter   |
| 6        | 237-42   | 1    | O-Ring              |
| 7        | 237-78   | 1    | O-Ring              |
| 8        | 98-9776  | 1    | Plug-Head, Filter   |
| 9        | 98-9777  | 1    | Drain Valve ASM     |
| 10       | 285-22   | 2    | Plug-Pipe           |

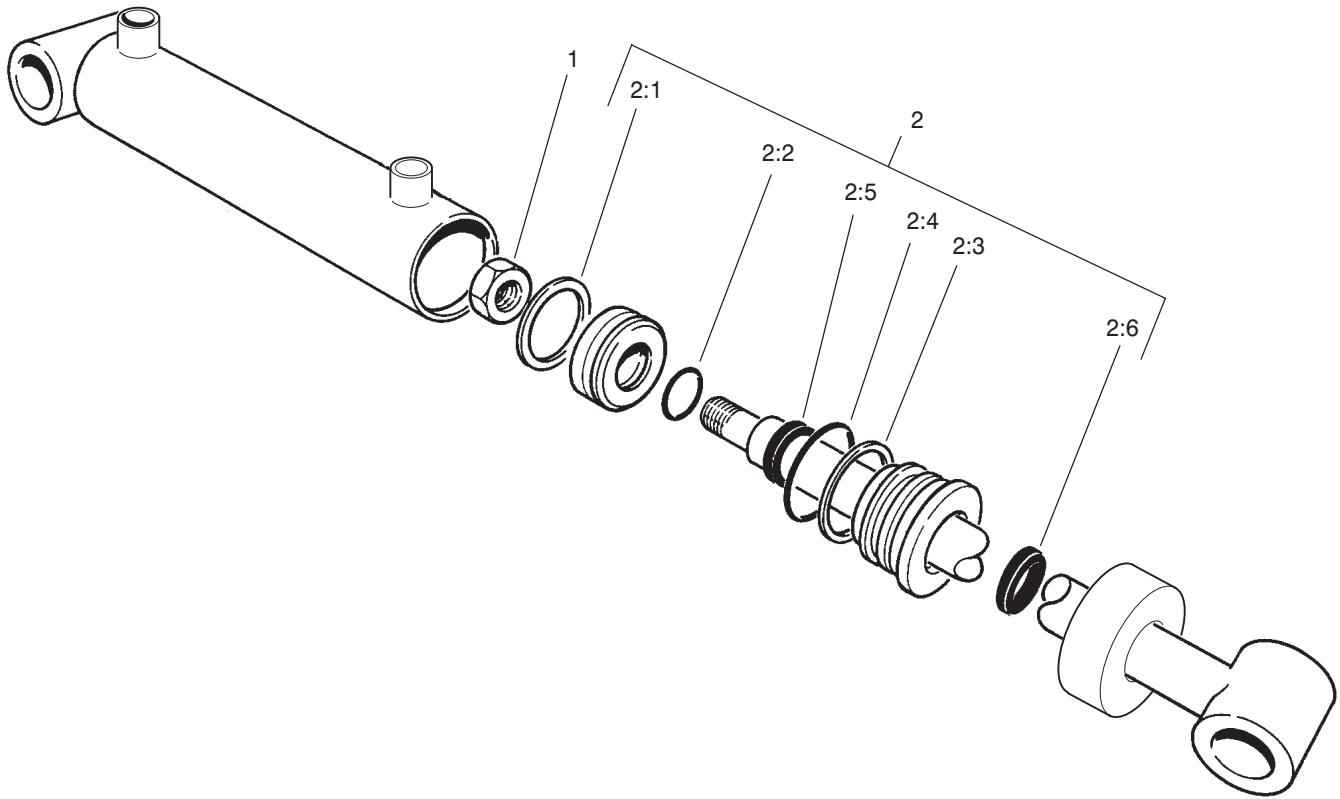
| Ref. No. | Part No. | Qty. | Description |
|----------|----------|------|-------------|
|          |          |      |             |
|          |          |      |             |
|          |          |      |             |
|          |          |      |             |
|          |          |      |             |
|          |          |      |             |
|          |          |      |             |
|          |          |      |             |
|          |          |      |             |
|          |          |      |             |



Sheet No.:18

## Front Lift Arm Assembly

| Ref. No. | Part No.    | Qty. | Description         | Ref. No. | Part No.    | Qty. | Description             |
|----------|-------------|------|---------------------|----------|-------------|------|-------------------------|
| 1        | 3296-51     | 4    | Nut-Lock, NI        | 20       | 95-8979     | 3    | Shaft                   |
| 2        | 104-8300    | 6    | Nut-Flange, NI      | 21       | 283-71      | 3    | Pin-Lynch               |
| 3        | 105-9201    | 1    | No. 1 Lift Arm ASM  | 22       | 3-6781      | 3    | Washer-Thrust           |
| 3:2      | 302-60      | 1    | Fitting-Grease      | 23       | 104-1450    | 2    | Bolt-CARR               |
| 3:3      | 104-0015    | 2    | Bushing-Flange      | 24       | 104-5585    | 2    | Bracket-Switch          |
| 4        | 104-5525    | 3    | Cylinder Pin ASM    | 25       | 100-1270    | 2    | Switch-Proximity        |
| 5        | 3234-5      | 6    | Screw               | 26       | 100-4872    | 2    | Plate-Switch, Neutral   |
| 6        | 340-77      | 6    | Fitting-HYD, 90°    | 27       | 32149-7     | 2    | Nut-Keps                |
| 6:1      | 237-22      | 1    | O-Ring              | 28       | 104-5689-03 | 1    | Bracket-Support, Bumper |
| 6:2      | 237-42      | 1    | O-Ring              | 29       | 87-3470     | 2    | Bumper-Axle, Rear       |
| 7        | 328-7       | 4    | Screw-HH            | 31       | 33025-00    | 2    | Nut-Lock                |
| 8        | 104-5527    | 2    | Cylinder-Lift #4, 5 | 32       | 105-9831-01 | 2    | Bracket-Bumper, No. 1   |
| 9        | 104-5528    | 1    | Cylinder-Lift #1    | 33       | 104-5680-03 | 1    | Front Carrier Frame ASM |
| 10       | 76-2980     | 3    | Washer-Thrust       | 35       | 104-5656    | 7    | Carrier Frame ASM       |
| 11       | 3296-49     | 3    | Nut-Lock, NI        | 35:2     | 95-8795     | 2    | Bushing                 |
| 12       | 95-7158     | 3    | Pin-Pivot           | 35:3     | 302-5       | 1    | Fitting-Grease          |
| 13       | 32121-110   | 3    | Pin-Roll, Slotted   | 36       | 106-2653-01 | 6    | Foot Guard ASM          |
| 14       | 105-9889    | 3    | Cylinder Pin ASM    | 37       | 3234-18     | 14   | Screw-HHF               |
| 15       | 104-8301    | 6    | Nut-Flange, NI      | 38       | 93-8806     | 14   | Washer-Hardened         |
| 16       | 32144-14    | 8    | Screw-HWH           | 39       | 105-9823    | 14   | Bushing-Carrier         |
| 17       | 105-3987-03 | 2    | Plate-Skid          | 40       | 105-9822    | 14   | Spacer                  |
| 18       | 105-9205    | 1    | No. 5 Lift Arm ASM  | 41       | 32128-43    | 14   | Nut-Flange              |
| 18       | 105-9204    | 1    | No. 4 Lift Arm ASM  |          |             |      |                         |
| 18:2     | 302-5       | 1    | Fitting-Grease      |          |             |      |                         |
| 18:3     | 104-0015    | 2    | Bushing-Flange      |          |             |      |                         |
| 19       | 323-6       | 5    | Screw-HH            |          |             |      |                         |



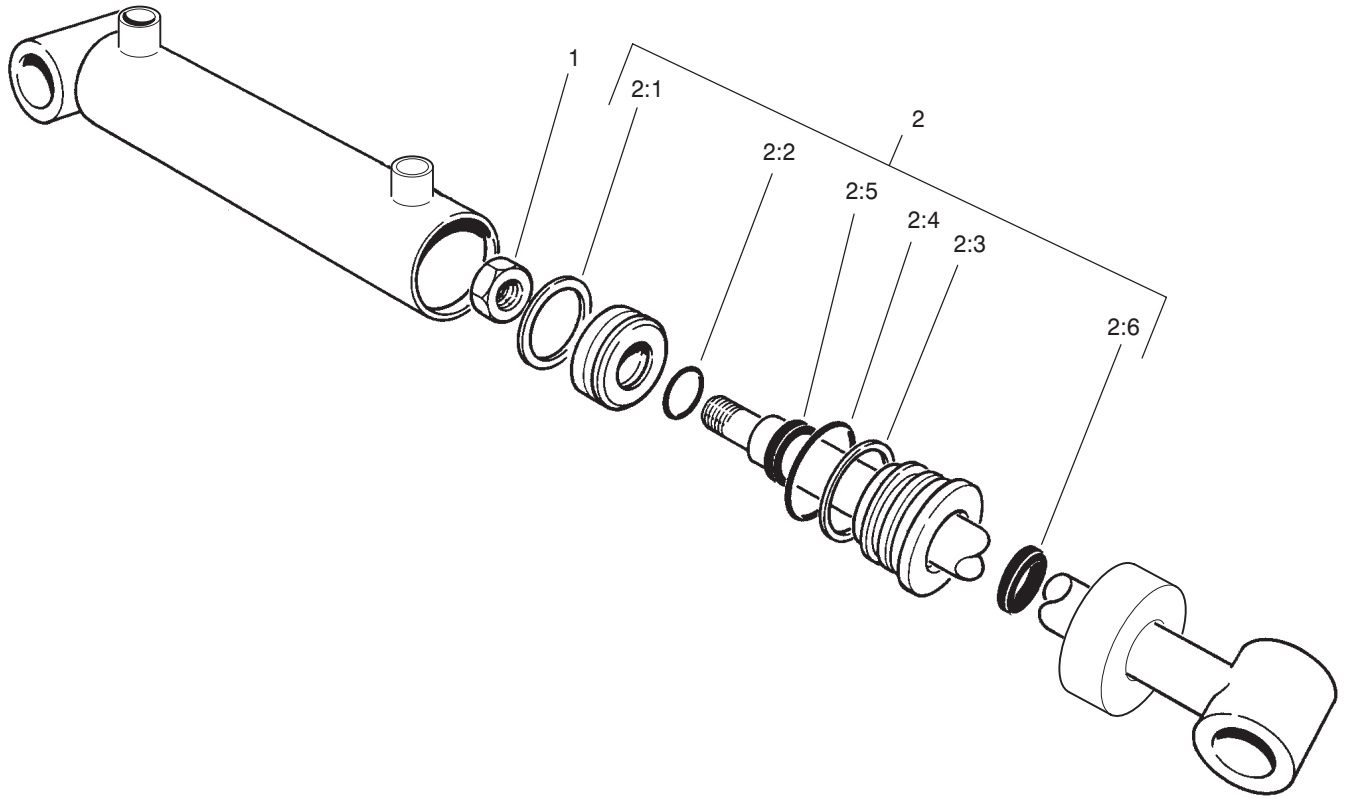
T-3872  
Sheet No.:B4

### No. 4 and 5 Lift Cylinder Assembly No. 104-5527

| Ref. No. | Part No. | Qty. | Description    |
|----------|----------|------|----------------|
| 1        | 32152-10 | 1    | Locknut        |
| 2        | 104-5847 | 1    | Seal Kit       |
| ☆2:1     |          | 2    | O-Ring         |
| ☆2:2     |          | 1    | O-Ring         |
| ☆2:3     |          | 2    | O-Ring, Backup |
| ☆2:4     |          | 1    | T-Seal         |
| ☆2:5     |          | 2    | Seal-Rod       |
| ☆2:6     |          | 2    | Seal-Dust      |

| Ref. No. | Part No. | Qty. | Description |
|----------|----------|------|-------------|
|          |          |      |             |
|          |          |      |             |
|          |          |      |             |
|          |          |      |             |
|          |          |      |             |
|          |          |      |             |
|          |          |      |             |
|          |          |      |             |
|          |          |      |             |
|          |          |      |             |

☆ Not serviced separately



T-3872

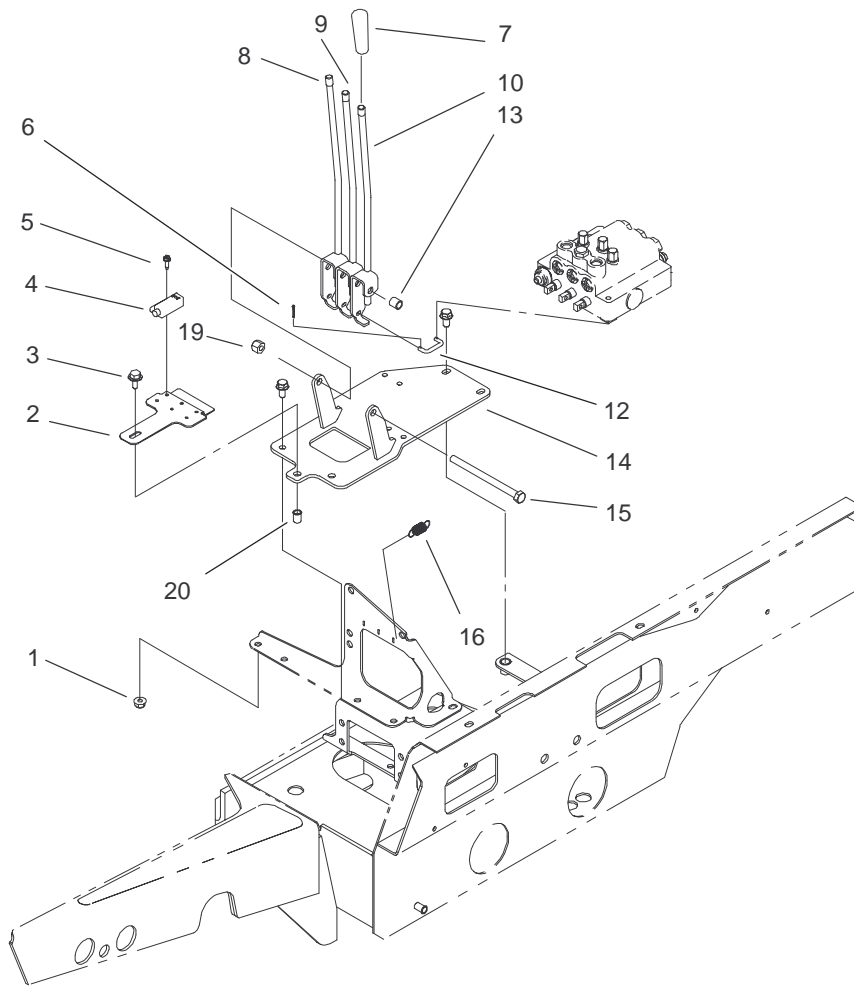
Sheet No.:B5

## No. 1 Lift Cylinder Assembly No. 104-5528

| Ref. No. | Part No. | Qty. | Description    |
|----------|----------|------|----------------|
| 1        | 32152-10 | 1    | Locknut        |
| 2        | 104-5847 | 1    | Seal Kit       |
| ☆2:1     |          | 2    | O-Ring         |
| ☆2:2     |          | 1    | O-Ring         |
| ☆2:3     |          | 2    | O-Ring, Backup |
| ☆2:4     |          | 1    | T-Seal         |
| ☆2:5     |          | 2    | Seal-Rod       |
| ☆2:6     |          | 2    | Seal-Dust      |

| Ref. No. | Part No. | Qty. | Description |
|----------|----------|------|-------------|
|          |          |      |             |
|          |          |      |             |
|          |          |      |             |
|          |          |      |             |
|          |          |      |             |

☆ Not serviced separately

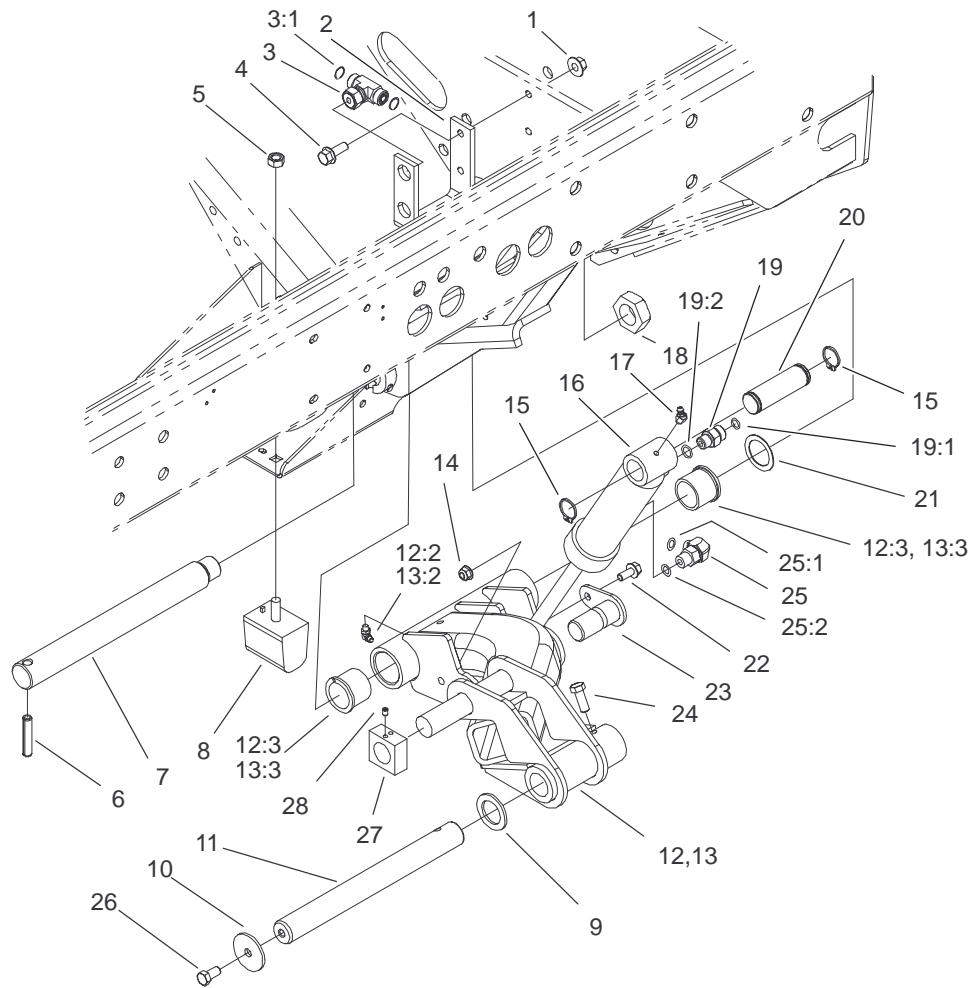


Sheet No.:19

## Lift Lever Assembly

| Ref. No. | Part No.    | Qty. | Description       |
|----------|-------------|------|-------------------|
| 1        | 104-8300    | 2    | Nut-Flange, NI    |
| 2        | 104-5530-03 | 1    | Plate-Switch      |
| 3        | 3234-4      | 1    | Screw-HHF         |
| 4        | 105-0023    | 3    | Switch-Proximity  |
| 5        | 32144-19    | 6    | Screw-SHWH        |
| 6        | 3272-1      | 6    | Pin-Cotter        |
| 7        | 233-39      | 3    | Knob-Control      |
| 8        | 104-5617    | 1    | Right Lever ASM   |
| 9        | 104-5616    | 1    | Center Lever ASM  |
| 10       | 104-5618    | 1    | Left Lever ASM    |
| 12       | 69-9140     | 3    | Link-Lever, Valve |
| 13       | 65-9980     | 1    | Spacer            |
| 14       | 104-5606-03 | 1    | Valve Support ASM |
| 15       | 323-39      | 1    | Screw-HH          |
| 16       | 105-3938    | 3    | Spring-Extension  |
| 19       | 3296-39     | 1    | Nut-Lock, NI      |
| 20       | 32148-6     | 1    | Insert-Nut        |

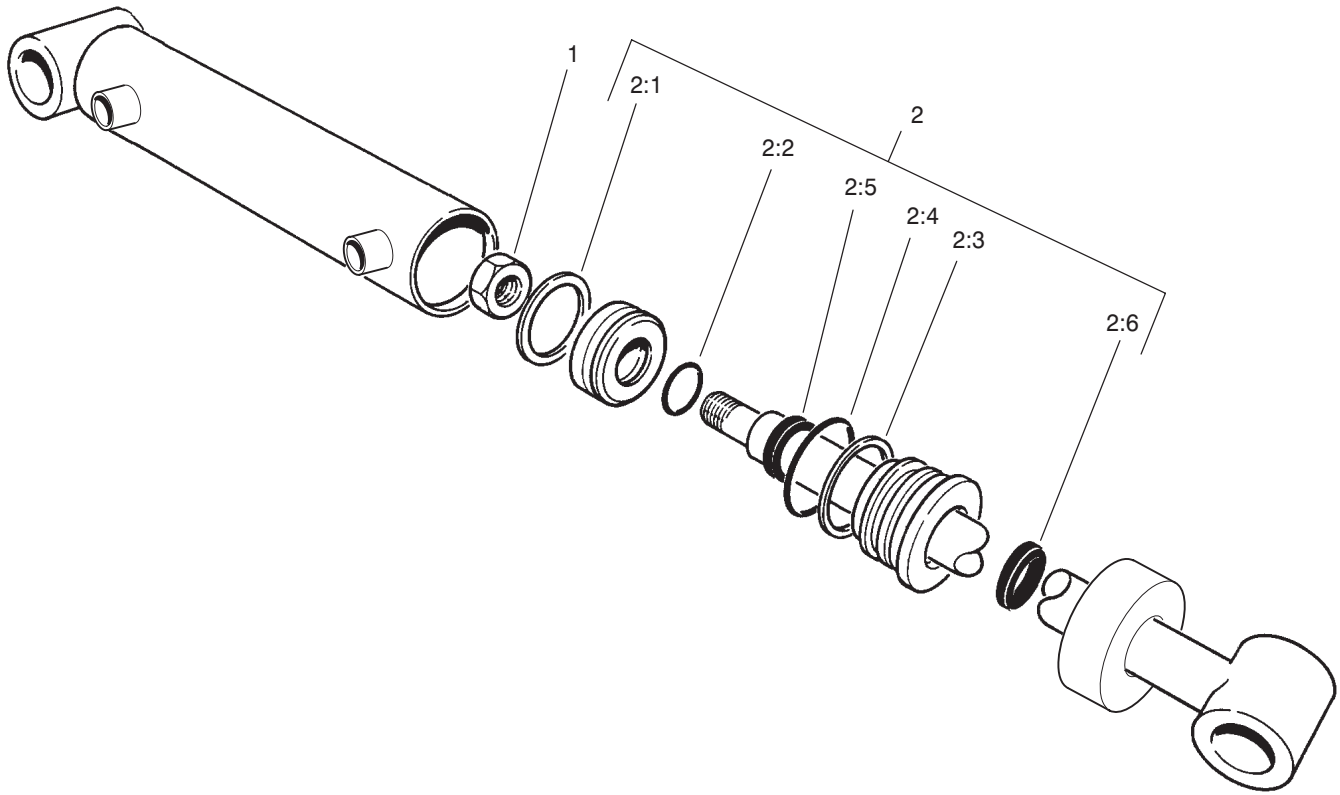
| Ref. No. | Part No. | Qty. | Description |
|----------|----------|------|-------------|
|          |          |      |             |



Sheet No.:20

## No. 2 and 3 Lift Arm Assembly

| Ref. No. | Part No.    | Qty. | Description           | Ref. No. | Part No. | Qty. | Description              |
|----------|-------------|------|-----------------------|----------|----------|------|--------------------------|
| 1        | 32128-20    | 2    | Nut-HF                | 20       | 92-7548  | 2    | Pin-Cylinder             |
| 2        | 105-3992-03 | 1    | Bracket-Bulkhead      | 21       | 76-2980  | 2    | Washer-Thrust            |
| 3        | 340-166     | 2    | Fitting-Tee, HYD      | 22       | 3234-17  | 2    | Screw-HHF                |
| 3:1      | 237-22      | 1    | O-Ring                | 23       | 104-5525 | 2    | Cylinder Pin ASM         |
| 4        | 3234-17     | 2    | Screw-HHF             | 24       | 323-6    | 2    | Screw-HH                 |
| 5        | 33025-00    | 2    | Nut-Lock              | 25       | 340-77   | 2    | Fitting-HYD, 90°         |
| 6        | 32121-110   | 2    | Pin-Roll, Slotted     | 25:1     | 237-22   | 1    | O-Ring                   |
| 7        | 95-7158     | 2    | Pin-Pivot             | 25:2     | 237-42   | 1    | O-Ring                   |
| 8        | 87-3470     | 2    | Bumper-Axle, Rear     | 26       | 323-4    | 2    | Screw-HH                 |
| 9        | 3-6781      | 2    | Washer-Thrust         | 27       | 105-9839 | 2    | Stop-Rotation, No. 2 & 3 |
| 10       | 63-7400     | 2    | Washer-Rebound        | 28       | 3245-7   | 4    | Screw-HS                 |
| 11       | 105-9827    | 2    | Shaft                 |          |          |      |                          |
| 12       | 105-9202    | 1    | No. 2 Lift Arm ASM    |          |          |      |                          |
| 12:2     | 302-60      | 1    | Fitting-Grease        |          |          |      |                          |
| 12:3     | 104-0015    | 2    | Bushing-Flange        |          |          |      |                          |
| 13       | 105-9203    | 1    | No. 3 Lift Arm ASM    |          |          |      |                          |
| 13:2     | 302-60      | 1    | Fitting-Grease        |          |          |      |                          |
| 13:3     | 104-0015    | 2    | Bushing-Flange        |          |          |      |                          |
| 14       | 104-8300    | 2    | Nut-Flange, NI        |          |          |      |                          |
| 15       | 32151-36    | 4    | Ring-Retaining        |          |          |      |                          |
| 16       | 104-5526    | 2    | Cylinder-Lift #2, 3   |          |          |      |                          |
| 17       | 302-11      | 2    | Fitting-Lube, 45°     |          |          |      |                          |
| 18       | 3296-49     | 2    | Nut-Lock, NI          |          |          |      |                          |
| 19       | 340-2       | 2    | Fitting-HYD, Straight |          |          |      |                          |
| 19:1     | 237-22      | 1    | O-Ring                |          |          |      |                          |
| 19:2     | 237-42      | 1    | O-Ring                |          |          |      |                          |



T-3873

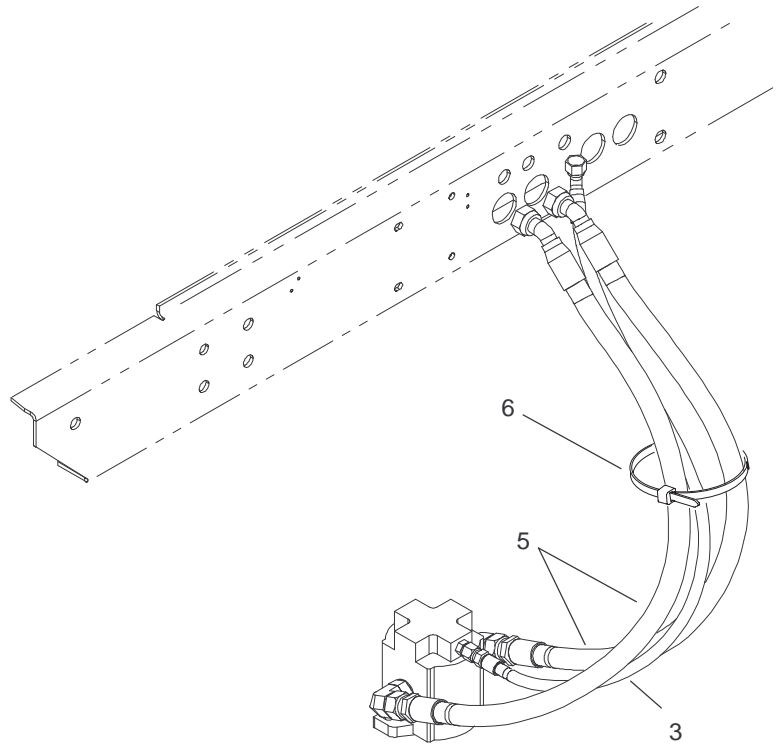
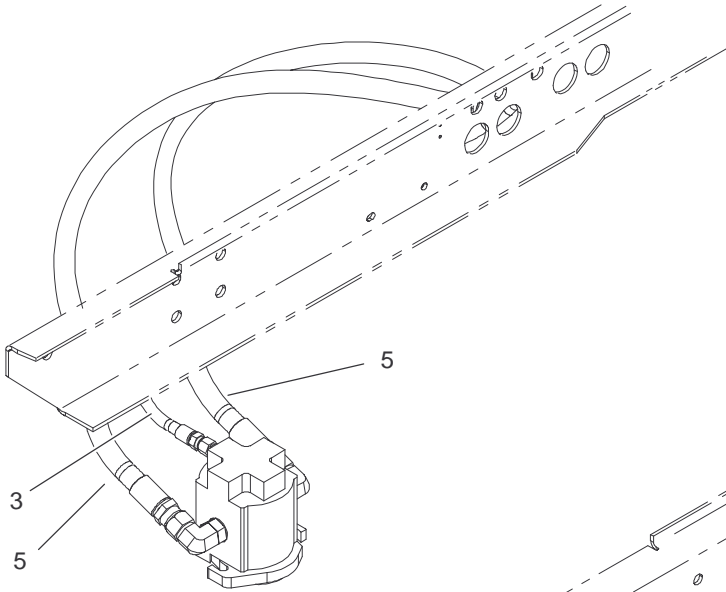
Sheet No.:B8

### No. 2 and 3 Lift Cylinder Assembly No. 104-5526

| Ref. No. | Part No. | Qty. | Description    |
|----------|----------|------|----------------|
| 1        | 32152-10 | 1    | Locknut        |
| 2        | 104-5847 | 1    | Seal Kit       |
| ☆2:1     |          | 2    | O-Ring         |
| ☆2:2     |          | 1    | O-Ring         |
| ☆2:3     |          | 2    | O-Ring, Backup |
| ☆2:4     |          | 1    | T-Seal         |
| ☆2:5     |          | 2    | Seal-Rod       |
| ☆2:6     |          | 2    | Seal-Dust      |

| Ref. No. | Part No. | Qty. | Description |
|----------|----------|------|-------------|
|          |          |      |             |
|          |          |      |             |
|          |          |      |             |
|          |          |      |             |
|          |          |      |             |
|          |          |      |             |
|          |          |      |             |
|          |          |      |             |
|          |          |      |             |

☆ Not serviced separately



Sheet No.:21

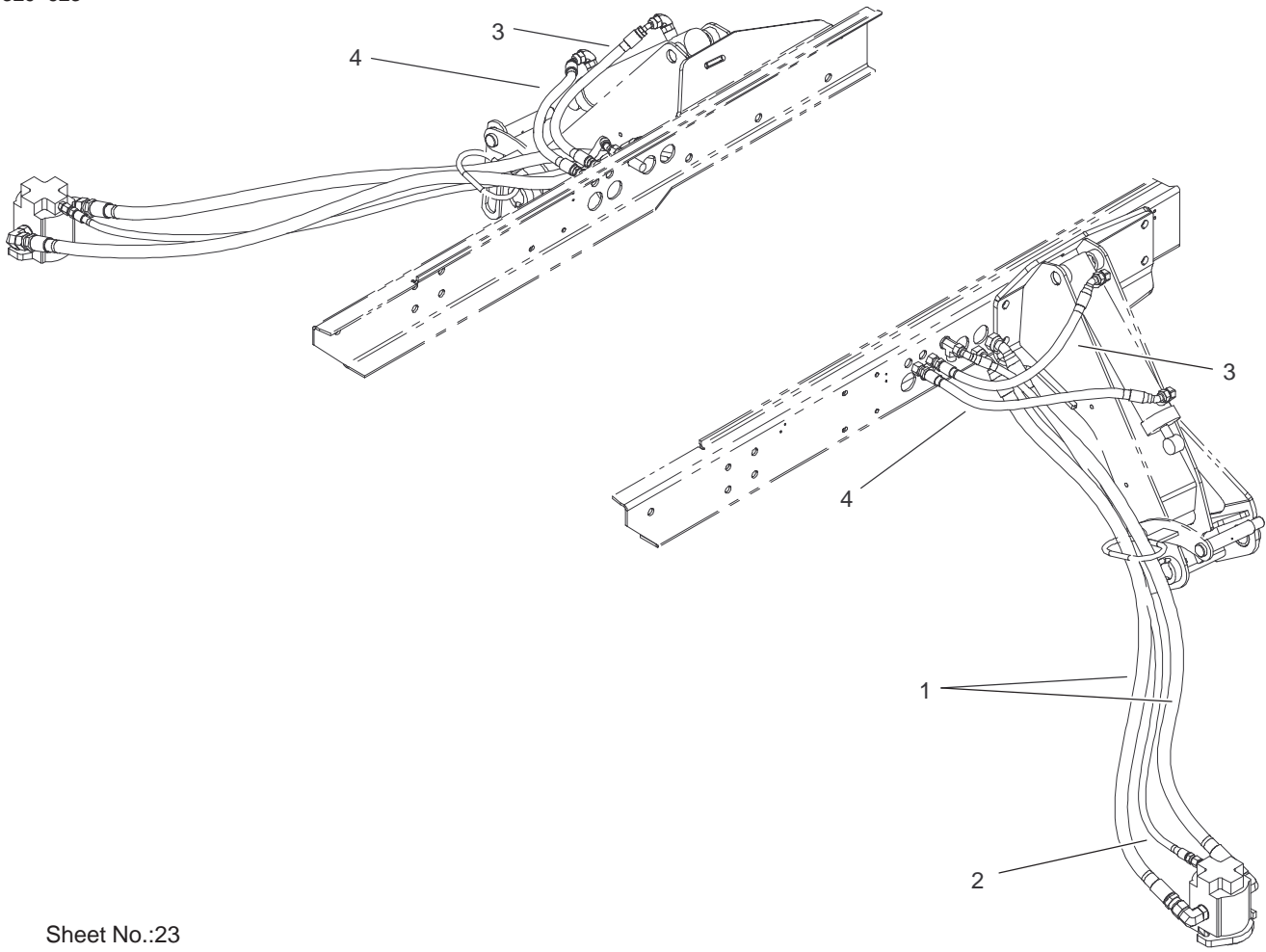
### Hose Installation Assembly

| Ref. No. | Part No. | Qty. | Description |
|----------|----------|------|-------------|
| 3        | 104-5502 | 2    | Hose ASM    |
| 5        | 104-5505 | 4    | Hose ASM    |
| 6        | 3290-379 | 2    | Tie-Cable   |

| Ref. No. | Part No. | Qty. | Description |
|----------|----------|------|-------------|
|----------|----------|------|-------------|





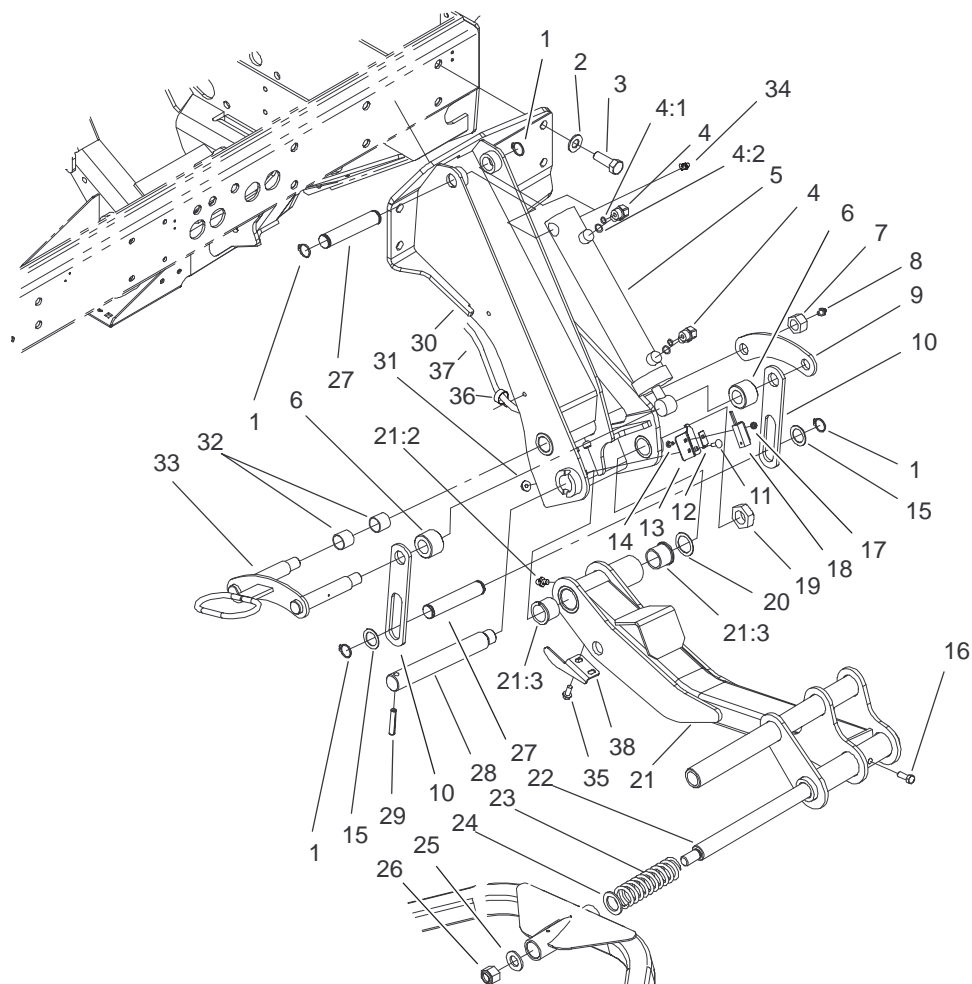


Sheet No.:23

## No. 6 and 7 Hose Installation Assembly

| Ref. No. | Part No. | Qty. | Description |
|----------|----------|------|-------------|
| 1        | 104-5498 | 4    | Hose ASM    |
| 2        | 104-5499 | 2    | Hose ASM    |
| 3        | 105-3918 | 2    | Hose ASM    |
| 4        | 105-3919 | 2    | Hose ASM    |

| Ref. No. | Part No. | Qty. | Description |
|----------|----------|------|-------------|
|          |          |      |             |
|          |          |      |             |
|          |          |      |             |
|          |          |      |             |

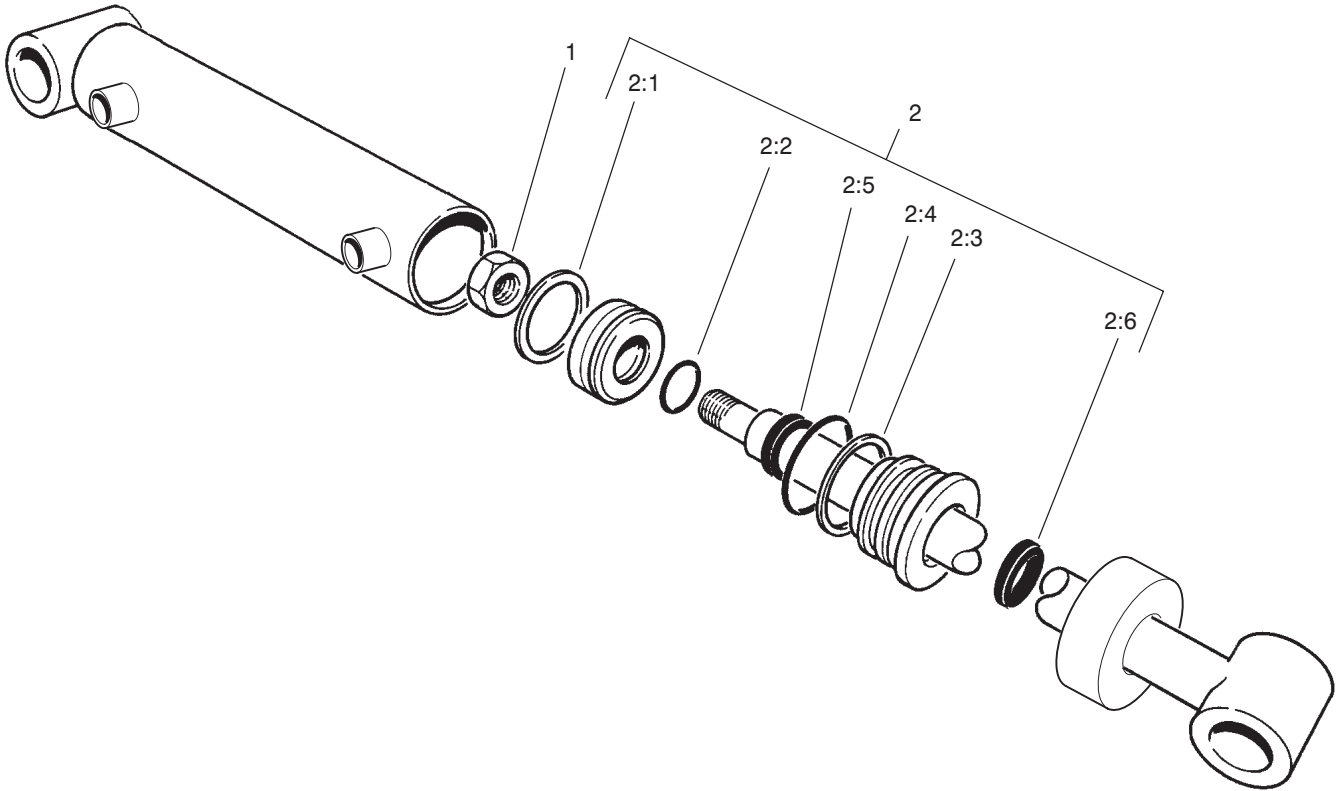


Sheet No.:24

## No. 6 and 7 Lift Arm Assembly

| Ref. No. | Part No. | Qty. | Description           | Ref. No. | Part No.    | Qty. | Description              |
|----------|----------|------|-----------------------|----------|-------------|------|--------------------------|
| 1        | 32151-36 | 8    | Ring-Retaining        | 22       | 105-3983    | 2    | Pin-Carrier, Pivot       |
| 2        | 99-7667  | 12   | Washer-Flat           | 23       | 105-3999    | 2    | Spring-Compression       |
| 3        | 327-5    | 12   | Screw-HH              | 24       | 3-6781      | 2    | Washer-Thrust            |
| 4        | 340-77   | 4    | Fitting-HYD, 90°      | 25       | 3256-28     | 2    | Washer-Flat              |
| 4:1      | 237-22   | 1    | O-Ring                | 26       | 3296-50     | 2    | Nut-Lock, NI             |
| 4:2      | 237-42   | 1    | O-Ring                | 27       | 93-2699     | 4    | Pin                      |
| 5        | 104-5592 | 2    | Cylinder-Lift #6, 7   | 28       | 98-8826     | 2    | Pin-Pivot                |
| 6        | 93-2700  | 4    | Roller-Plastic        | 29       | 32121-110   | 2    | Pin-Roll, Slotted        |
| 7        | 33029-00 | 4    | Nut-Lock, NI          | 30       | 104-5657-03 | 1    | No. 6 Support Arm<br>ASM |
| 8        | 302-2    | 4    | Fitting-Grease        | 30       | 104-5658-03 | 1    | No. 7 Support Arm<br>ASM |
| 9        | 98-8821  | 2    | Link-Rear             | 31       | 32128-33    | 2    | Nut-HF                   |
| 10       | 93-2704  | 4    | Link-Left             | 32       | 67-1750     | 4    | Bushing                  |
| 11       | 3229-28  | 2    | Screw-CARR            | 33       | 104-5669    | 2    | Link ASM                 |
| 12       | 100-4872 | 2    | Plate-Switch, Neutral | 34       | 302-5       | 2    | Fitting-Grease           |
| 13       | 105-3858 | 2    | Bracket-Switch        | 35       | 32144-14    | 8    | Screw-HWH                |
| 14       | 104-1450 | 2    | Bolt-CARR             | 36       | 2412-93     | 4    | Clamp-R                  |
| 15       | 10-8110  | 8    | Washer-Thrust         | 37       | 105-9188    | 1    | Harness-Wire             |
| 16       | 323-6    | 2    | Screw-HH              | 38       | 105-9828    | 2    | Actuator-Switch          |
| 17       | 32149-7  | 4    | Nut-Keps              | *99      | 3334-945    | 2    | Tie-Cable                |
| 18       | 100-1270 | 2    | Switch-Proximity      | *99      | 3290-378    | 2    | Tie-Cable                |
| 19       | 3296-49  | 2    | Nut-Lock, NI          |          |             |      |                          |
| 20       | 76-2980  | 2    | Washer-Thrust         |          |             |      |                          |
| 21       | 105-9206 | 1    | No. 6 Lift Arm ASM    |          |             |      |                          |
| 21       | 105-9207 | 1    | No. 7 Lift Arm ASM    |          |             |      |                          |
| 21:2     | 302-5    | 1    | Fitting-Grease        |          |             |      |                          |
| 21:3     | 104-0015 | 2    | Bushing-Flange        |          |             |      |                          |

\* Not illustrated



T-3873

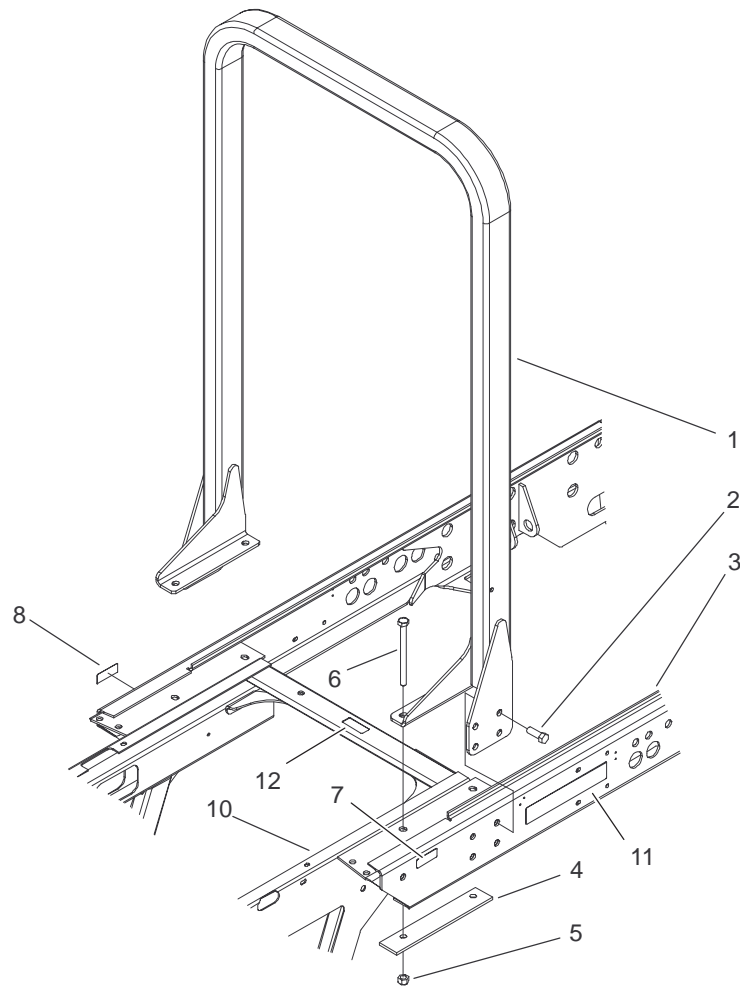
Sheet No.:C1

## Hydraulic Cylinder Assembly No. 104-5592

| Ref. No. | Part No. | Qty. | Description |
|----------|----------|------|-------------|
| 1        | 32152-10 | 1    | Locknut     |
| 2        | 105-9244 | 1    | Kit-Seal    |
| ☆2:1     |          | 1    | T-Seal      |
| ☆2:2     |          | 1    | O-Ring      |
| ☆2:3     |          | 1    | O-Ring      |
| ☆2:4     |          | 1    | Ring-Backup |
| ☆2:5     |          | 1    | Seal-Rod    |
| ☆2:6     |          | 1    | Seal-Dust   |

| Ref. No. | Part No. | Qty. | Description |
|----------|----------|------|-------------|
|          |          |      |             |

☆ Not serviced separately

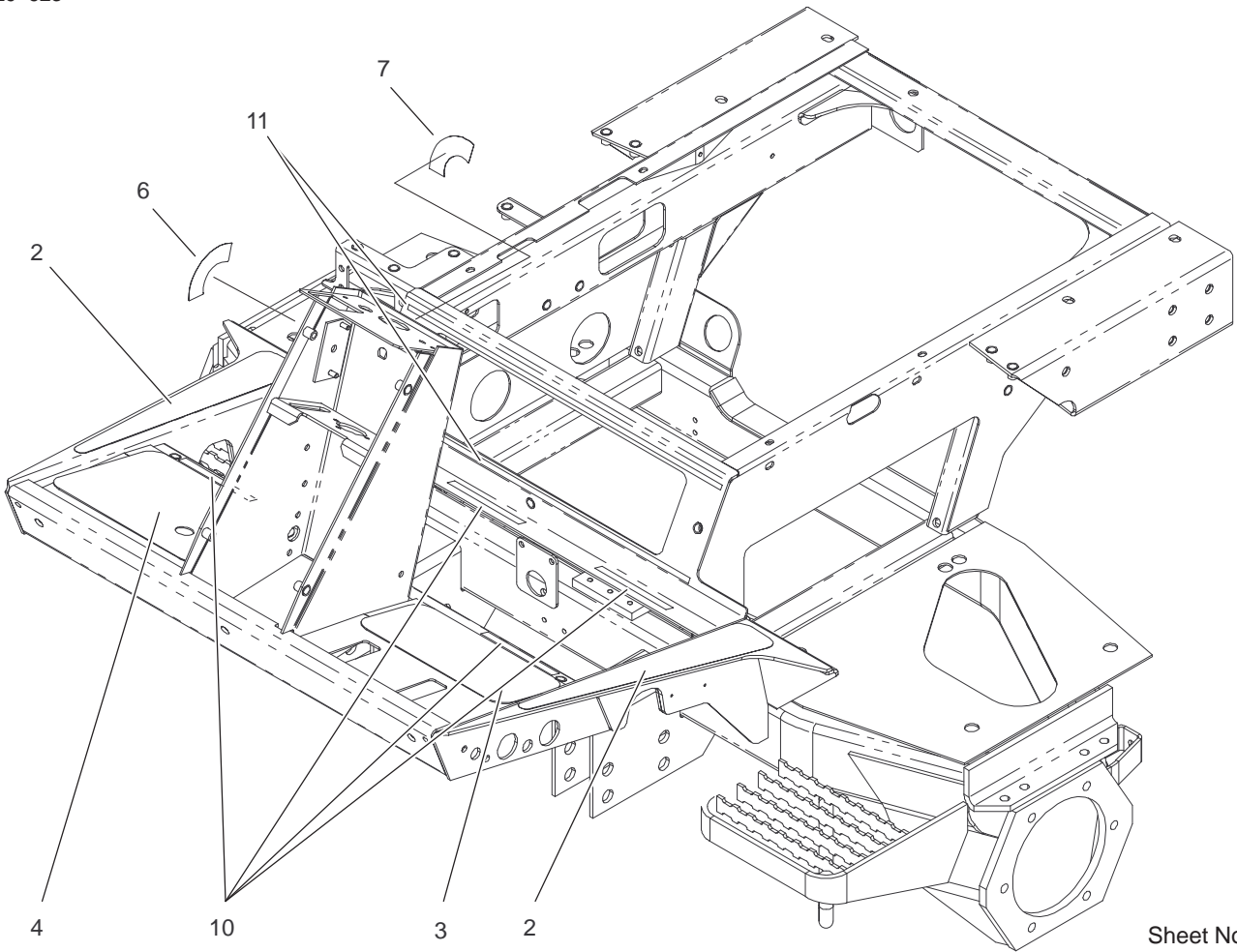


Sheet No.:25

### Roll-Over-Protection System and Frame Assembly

| Ref. No. | Part No.    | Qty. | Description               |
|----------|-------------|------|---------------------------|
| 1        | 104-5579-03 | 1    | Rops                      |
| 2        | 3234-38     | 10   | Screw-HHF                 |
| 3        | 104-5410-03 | 1    | Frame-Rear                |
| 4        | 104-5584-03 | 2    | Plate-Reinforcement, Rops |
| 5        | 32128-49    | 4    | Nut-HHF                   |
| 6        | 325-20      | 4    | Screw-HH                  |
| 7        | 93-6680     | 1    | Decal-Diesel              |
| 8        | 93-6686     | 1    | Decal-Oil, HYD            |
| 10       | 104-5469    | 1    | Front Frame ASM           |
| 11       | 72-3560     | 2    | Decal                     |
| 12       | 100-6574    | 1    | Decal-Warning             |

| Ref. No. | Part No. | Qty. | Description |
|----------|----------|------|-------------|
|----------|----------|------|-------------|



Sheet No.:C2

### Front Frame Assembly No. 104-5469

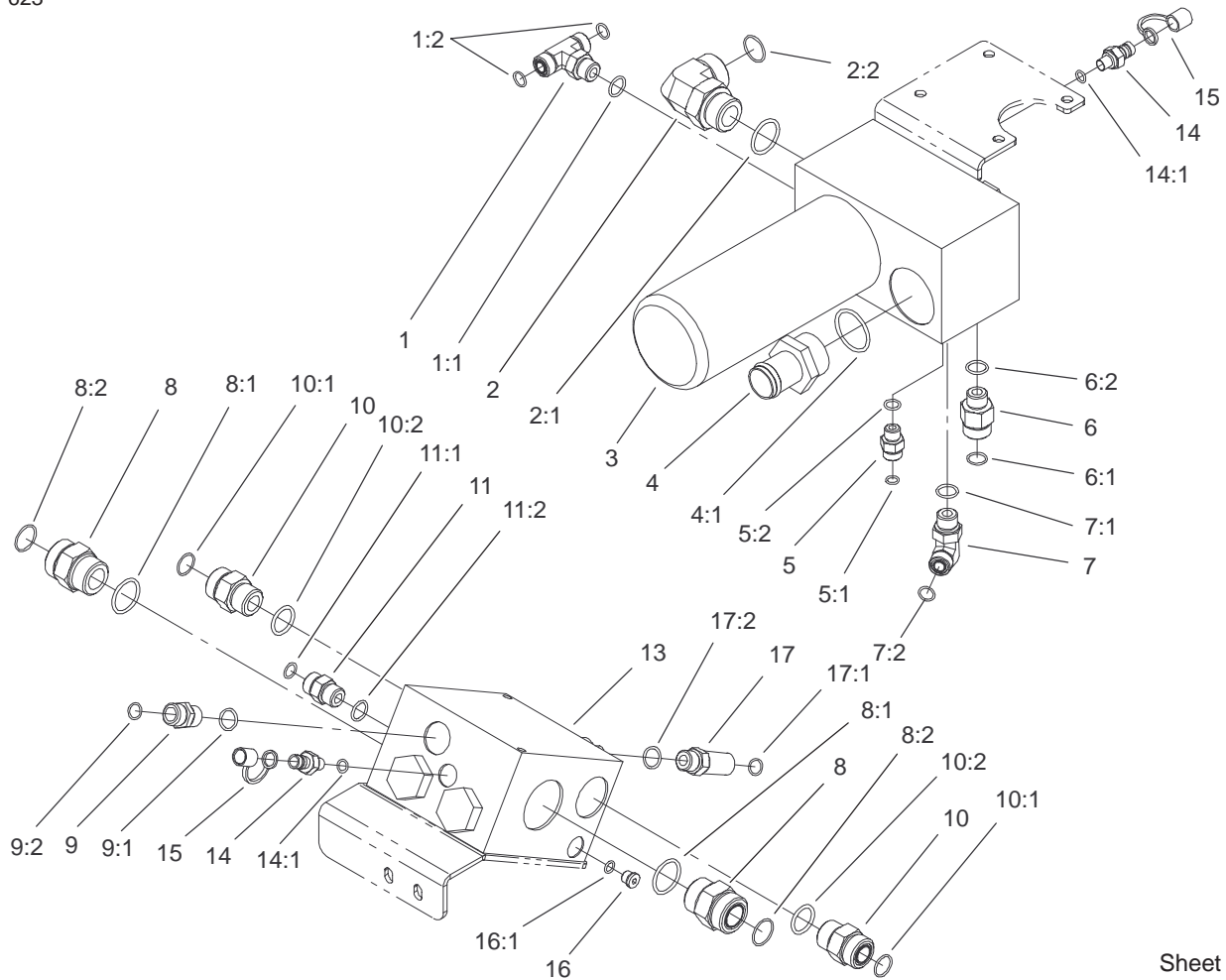
| Ref. No. | Part No. | Qty. | Description       |
|----------|----------|------|-------------------|
| 2        | 93-7592  | 2    | Tread-Rest, Foot  |
| 3        | 75-0620  | 1    | Tread-Foot, LH    |
| 4        | 104-5223 | 1    | Tread-Foot, RH    |
| 6        | 93-6699  | 1    | Decal-Fast/Slow   |
| 7        | 105-7506 | 1    | Decal-Switch, Key |
| 10       | 105-9859 | 6    | Seal-Foam         |
| 11       | 105-9860 | 2    | Seal-Foam         |

| Ref. No. | Part No. | Qty. | Description |
|----------|----------|------|-------------|
|          |          |      |             |
|          |          |      |             |
|          |          |      |             |
|          |          |      |             |
|          |          |      |             |
|          |          |      |             |
|          |          |      |             |
|          |          |      |             |
|          |          |      |             |
|          |          |      |             |







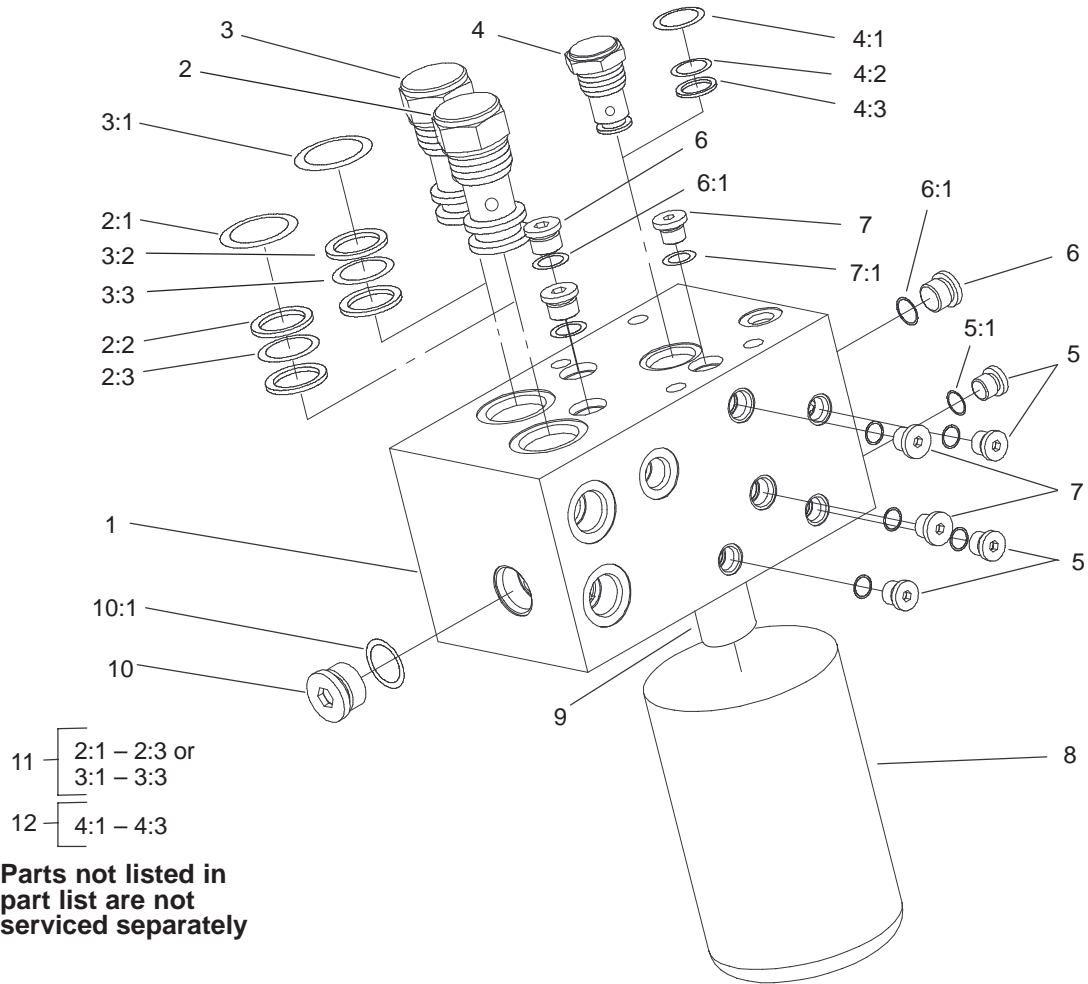


Sheet No.:29

## 4 Wheel Drive Manifold and Filter Assembly

| Ref. No. | Part No. | Qty. | Description                 |
|----------|----------|------|-----------------------------|
| 1        | 340-157  | 1    | Fitting-HYD                 |
| 1:1      | 237-79   | 1    | O-Ring                      |
| 1:2      | 237-30   | 2    | O-Ring                      |
| 2        | 340-129  | 1    | Fitting-HYD, 90°            |
| 2:1      | 237-146  | 1    | O-Ring                      |
| 2:2      | 340-65   | 1    | O-Ring                      |
| 3        | 100-5558 | 1    | Manifold-Filter             |
| 4        | 104-5480 | 1    | Fitting-Hose, Straight Barb |
| 4:1      | 237-123  | 1    | O-Ring                      |
| 5        | 340-2    | 1    | Fitting-HYD, Straight       |
| 5:1      | 237-22   | 1    | O-Ring                      |
| 5:2      | 237-42   | 1    | O-Ring                      |
| 6        | 340-155  | 1    | Fitting-HYD, Straight       |
| 6:1      | 237-79   | 1    | O-Ring                      |
| 6:2      | 237-151  | 1    | O-Ring                      |
| 7        | 340-98   | 1    | Fitting-HYD, 90°            |
| 7:1      | 237-79   | 1    | O-Ring                      |
| 7:2      | 237-30   | 1    | O-Ring                      |
| 8        | 104-3797 | 2    | Fitting-HYD, Straight       |
| 8:1      | 237-146  | 1    | O-Ring                      |
| 8:2      | 340-65   | 1    | O-Ring                      |
| 9        | 100-4890 | 1    | Fitting-Check               |
| 9:1      | 237-79   | 1    | O-Ring                      |
| 9:2      | 237-30   | 1    | O-Ring                      |
| 10       | 340-9    | 2    | Fitting-HYD, Straight       |

| Ref. No. | Part No. | Qty. | Description          |
|----------|----------|------|----------------------|
| 10:1     | 237-58   | 1    | O-Ring               |
| 10:2     | 237-81   | 1    | O-Ring               |
| 11       | 340-4    | 1    | Fitting-HYD, Sraight |
| 11:1     | 237-30   | 1    | O-Ring               |
| 11:2     | 237-79   | 1    | O-Ring               |
| 13       | 105-9875 | 1    | 4wd Manifold ASM     |
| 14       | 354-77   | 2    | Fitting-Quick        |
| 14:1     | 237-78   | 1    | O-Ring               |
| 15       | 354-79   | 2    | Cap-Dust             |
| 16       | 353-990  | 1    | Plug                 |
| 16:1     | 237-78   | 1    | O-Ring               |
| 17       | 94-2628  | 1    | Adapter-HYD          |
| 17:1     | 237-79   | 1    | O-Ring               |
| 17:2     | 237-30   | 1    | O-Ring               |



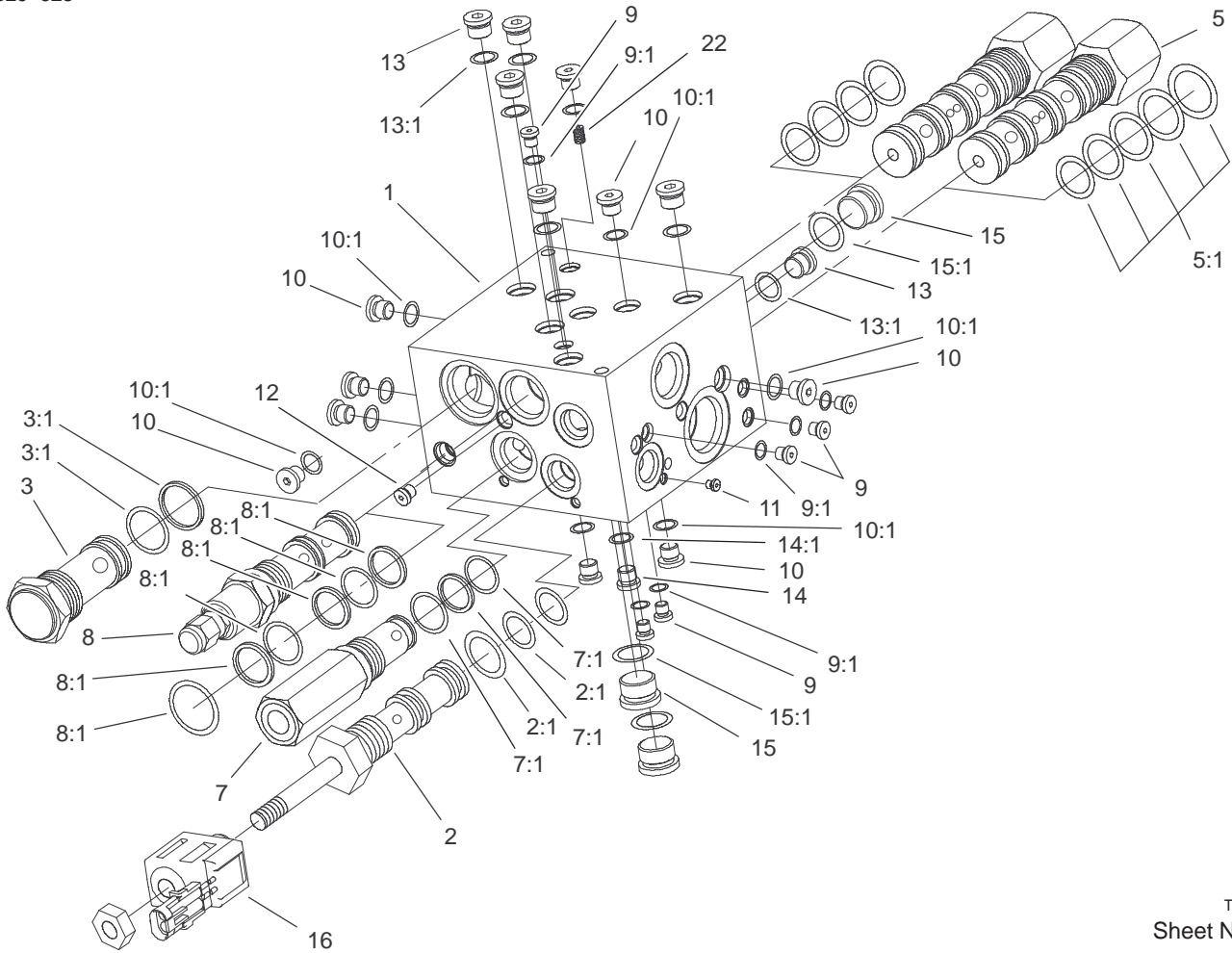
Sheet No.:C4

## Filter Manifold Assembly No. 100-5558

| Ref. No. | Part No. | Qty. | Description      |
|----------|----------|------|------------------|
| ☆1       |          | 1    | Manifold         |
| 2        | 104-4292 | 1    | Valve-Check      |
| 3        | 104-4293 | 1    | Valve-Check      |
| 4        | 104-4294 | 1    | Valve-Check      |
| 5        | 353-990  | 4    | Plug             |
| 5:1      | 237-78   | 1    | O-Ring           |
| 6        | 353-989  | 3    | Plug-Hex, Hollow |
| 6:1      | 237-42   | 1    | O-Ring           |
| 7        | 354-137  | 3    | Plug             |
| 7:1      | 237-86   | 1    | O-Ring           |
| 8        | 94-2621  | 1    | Element-Filter   |
| ☆9       |          | 1    | Nipple-Filter    |
| 10       | 354-70   | 1    | Plug-Hex, Hollow |
| 10:1     | 237-80   | 1    | O-Ring           |
| 11       | 99-5504  | 2    | Seal Kit         |
| 12       | 99-5503  | 1    | Seal Kit         |

| Ref. No. | Part No. | Qty. | Description |
|----------|----------|------|-------------|
|          |          |      |             |
|          |          |      |             |
|          |          |      |             |
|          |          |      |             |
|          |          |      |             |
|          |          |      |             |
|          |          |      |             |
|          |          |      |             |
|          |          |      |             |
|          |          |      |             |

☆ Not serviced separately



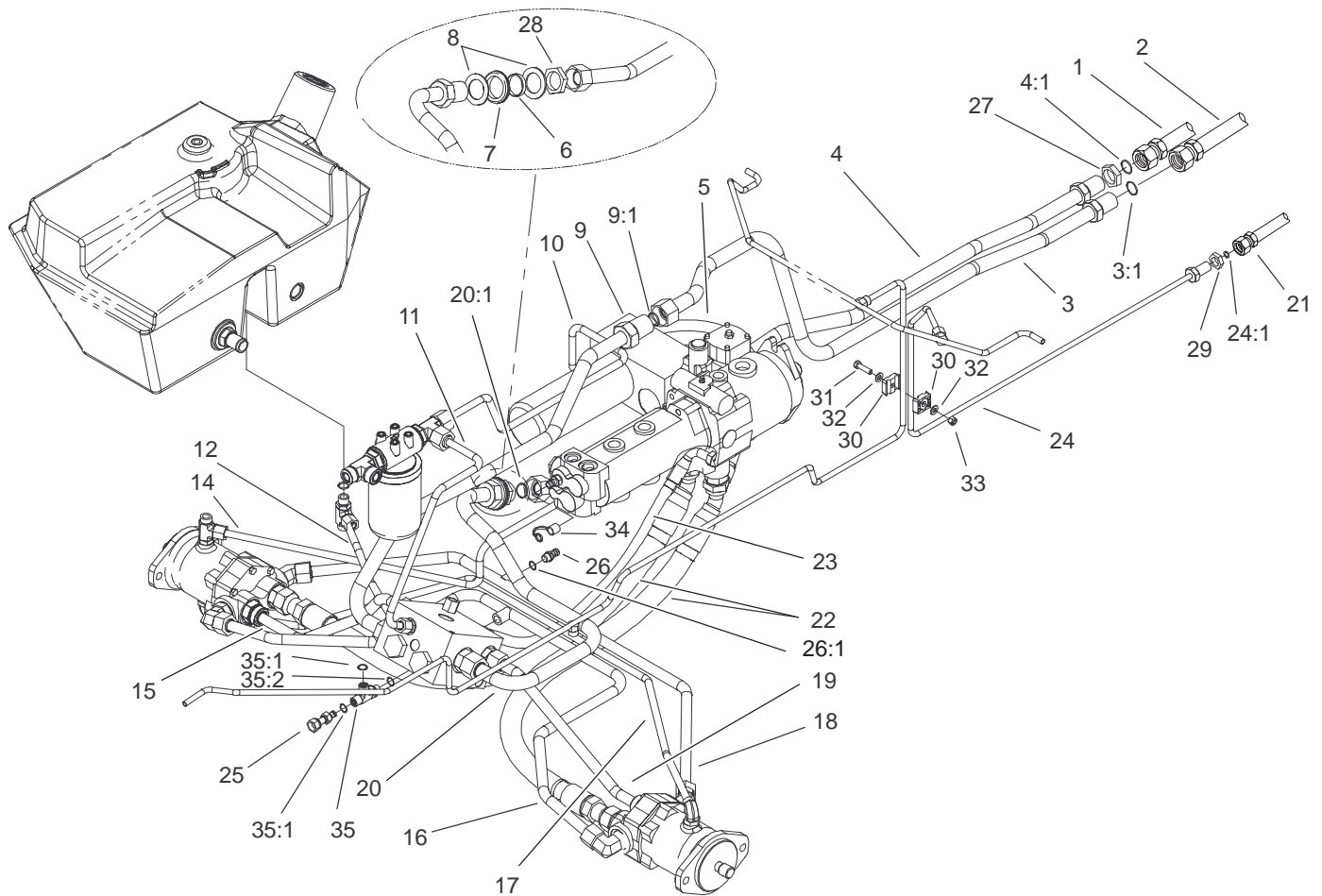
T-3883  
 Sheet No.:C5

## 4 Wheel Drive Manifold Assembly No. 105-9875

| Ref. No. | Part No. | Qty. | Description      |
|----------|----------|------|------------------|
| ☆1       |          | 1    | Manifold         |
| 2        | 104-8603 | 1    | Valve-Solenoid   |
| 2:1      | 99-5505  | 1    | Seal Kit         |
| 3        | 104-8604 | 1    | Valve-Check      |
| 3:1      | 99-5506  | 1    | Seal Kit         |
| 5        | 104-8605 | 2    | Valve-Control    |
| 5:1      | 99-5507  | 1    | Seal Kit         |
| 7        | 105-9847 | 1    | Valve-Relief     |
| 7:1      | 99-5503  | 1    | Seal Kit         |
| 8        | 105-9848 | 1    | Valve-Reducing   |
| 8:1      | 104-4266 | 1    | Seal Kit         |
| 9        | 353-991  | 7    | Plug-Hex, Hollow |
| 9:1      | 237-156  | 1    | O-Ring           |
| 10       | 354-137  | 8    | Plug             |
| 10:1     | 237-86   | 1    | O-Ring           |
| ☆11      |          | 5    | Plug-Expander    |
| ☆12      |          | 5    | Plug-Expander    |
| 13       | 353-989  | 6    | Plug-Hex, Hollow |
| 13:1     | 237-42   | 1    | O-Ring           |
| 14       | 353-990  | 3    | Plug             |
| 14:1     | 237-78   | 1    | O-Ring           |
| 15       | 354-70   | 3    | Plug-Hex, Hollow |
| 15:1     | 237-80   | 1    | O-Ring           |
| 16       | 104-4264 | 1    | Coil-Solenoid    |
| 22       | 106-6766 | 1    | Plug-Orifice     |

| Ref. No. | Part No. | Qty. | Description |
|----------|----------|------|-------------|
|          |          |      |             |
|          |          |      |             |
|          |          |      |             |
|          |          |      |             |
|          |          |      |             |

☆ Not serviced separately

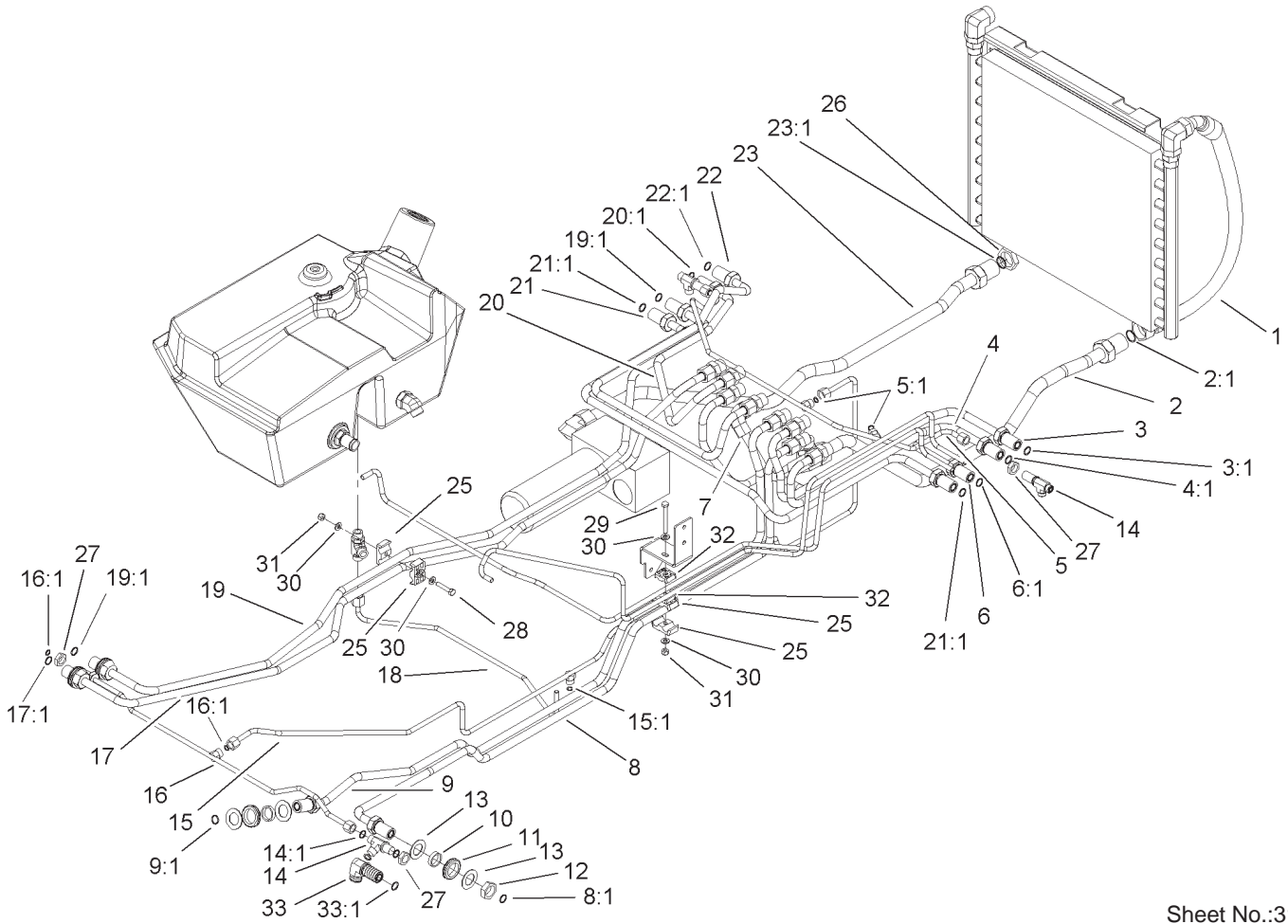


Sheet No.:30

## Traction Hydraulic Line Assembly

| Ref. No. | Part No. | Qty. | Description    |
|----------|----------|------|----------------|
| 1        | 92-7536  | 1    | Hose ASM       |
| 2        | 105-9818 | 1    | Hose ASM       |
| 3        | 104-5476 | 1    | Tube ASM       |
| 3:1      | 340-65   | 1    | O-Ring         |
| 4        | 104-5478 | 1    | Tube ASM       |
| 4:1      | 340-65   | 1    | O-Ring         |
| 5        | 105-3864 | 1    | Hose ASM       |
| 6        | 69-8950  | 2    | Spacer         |
| 7        | 240-2    | 2    | Grommet-Rubber |
| 8        | 69-8920  | 4    | Washer         |
| 9        | 104-5472 | 1    | Tube ASM       |
| 9:1      | 340-65   | 1    | O-Ring         |
| 10       | 105-3861 | 1    | Tube ASM       |
| 11       | 105-3915 | 1    | Tube ASM       |
| 12       | 104-5489 | 1    | Tube ASM       |
| 14       | 105-3866 | 1    | Tube ASM       |
| 15       | 104-5470 | 1    | Tube ASM       |
| 16       | 105-3984 | 1    | Tube ASM       |
| 17       | 105-3865 | 1    | Tube ASM       |
| 18       | 104-5462 | 1    | Tube ASM       |
| 19       | 104-5468 | 1    | Tube ASM       |
| 20       | 104-5473 | 1    | Tube ASM       |
| 20:1     | 340-65   | 1    | O-Ring         |
| 21       | 92-7534  | 1    | Hose ASM       |
| 22       | 104-5464 | 2    | Hose ASM       |
| 23       | 105-3985 | 1    | Hose ASM       |

| Ref. No. | Part No. | Qty. | Description          |
|----------|----------|------|----------------------|
| 24       | 105-9863 | 1    | Tube-HYD             |
| 24:1     | 237-22   | 1    | O-Ring               |
| 25       | 86-5480  | 1    | Nipple-Test          |
| 26       | 59-7410  | 1    | Tip-Nipple, Diagonal |
| 26:1     | 237-42   | 1    | O-Ring               |
| 27       | 340-126  | 2    | Nut-Bulkhead         |
| 28       | 340-128  | 2    | Nut-Bulkhead         |
| 29       | 340-70   | 1    | Nut-Lock             |
| 30       | 56-7973  | 2    | Clamp-Tube           |
| 31       | 322-6    | 1    | Screw-HH             |
| 32       | 3256-23  | 2    | Washer-Flat          |
| 33       | 3296-29  | 1    | Nut-Lock, NI         |
| 34       | 354-79   | 2    | Cap-Dust             |
| 35       | 340-86   | 1    | Fitting-HYD, Tee     |
| 35:1     | 237-22   | 2    | O-Ring               |
| 35:2     | 237-42   | 1    | O-Ring               |

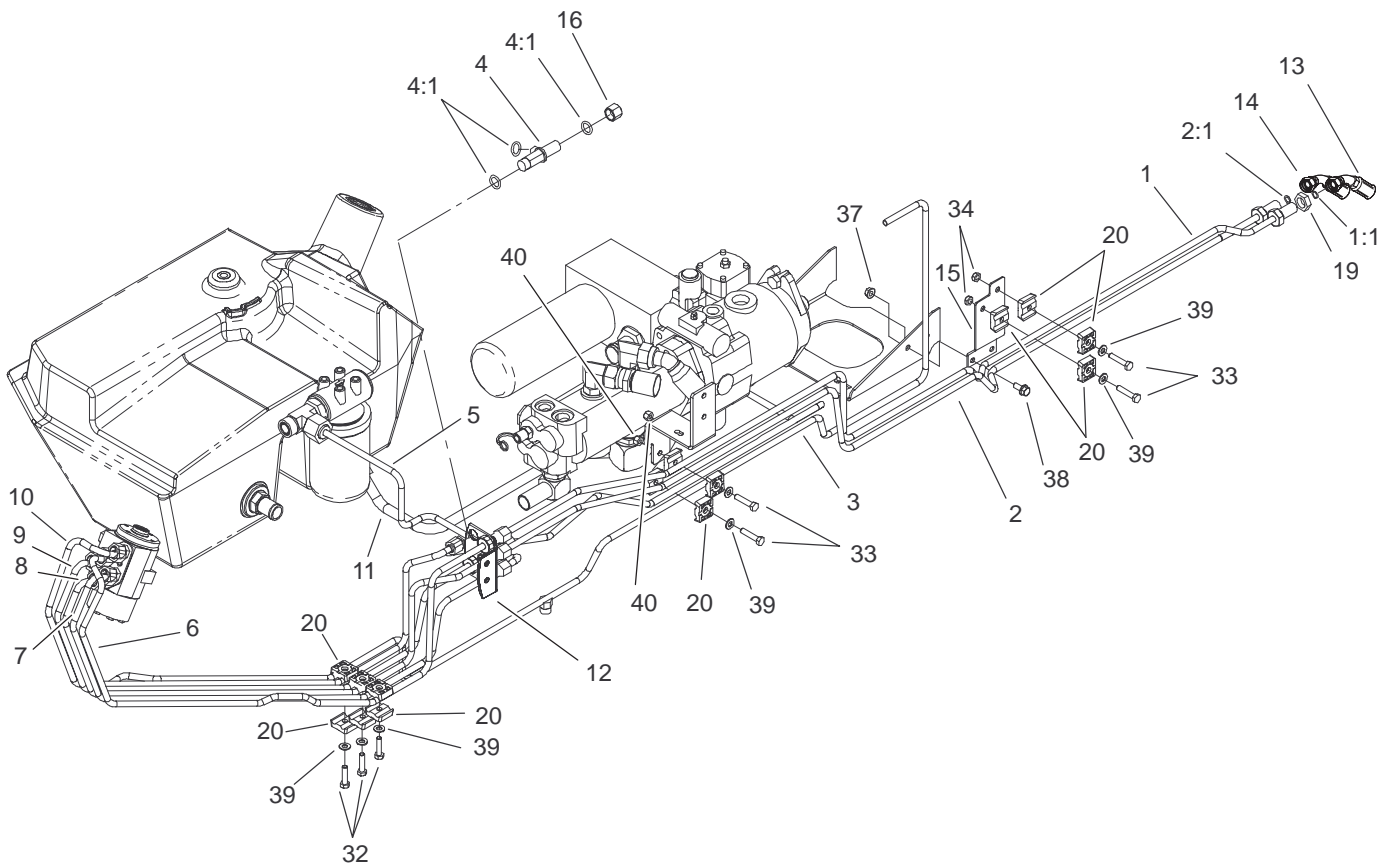


Sheet No.:31

## Hydraulic Mow Line Assembly

| Ref. No. | Part No. | Qty. | Description           |
|----------|----------|------|-----------------------|
| 1        | 104-5483 | 2    | Hose ASM              |
| 2        | 104-5488 | 1    | Tube ASM              |
| 2:1      | 340-65   | 1    | O-Ring                |
| 3        | 105-3892 | 1    | Tube ASM              |
| 3:1      | 237-65   | 1    | O-Ring                |
| 4        | 105-3891 | 1    | Tube ASM              |
| 4:1      | 237-65   | 1    | O-Ring                |
| 5        | 105-9862 | 1    | Tube ASM              |
| 5:1      | 237-22   | 2    | O-Ring                |
| 6        | 105-3895 | 1    | Tube ASM              |
| 6:1      | 237-65   | 1    | O-Ring                |
| 7        | 105-3885 | 1    | Tube ASM              |
| 8        | 105-3893 | 1    | Tube ASM              |
| 8:1      | 237-65   | 1    | O-Ring                |
| 9        | 105-3894 | 1    | Tube ASM              |
| 9:1      | 237-65   | 1    | O-Ring                |
| 10       | 69-9000  | 13   | Spacer                |
| 11       | 240-3    | 13   | Grommet-Rubber        |
| 12       | 340-74   | 13   | Locknut-Bulkhead      |
| 13       | 69-9010  | 26   | Washer                |
| 14       | 340-68   | 3    | Fitting-Tee, Bulkhead |
| 14:1     | 237-22   | 3    | O-Ring                |
| 15       | 105-3914 | 1    | Tube ASM              |
| 15:1     | 237-22   | 1    | O-Ring                |
| 16       | 105-3913 | 1    | Tube ASM              |
| 16:1     | 237-22   | 2    | O-Ring                |

| Ref. No. | Part No. | Qty. | Description                |
|----------|----------|------|----------------------------|
| 17       | 105-3902 | 1    | Tube ASM                   |
| 17:1     | 237-65   | 1    | O-Ring                     |
| 18       | 105-3911 | 1    | Tube ASM                   |
| 19       | 105-3901 | 1    | Tube ASM                   |
| 19:1     | 237-65   | 2    | O-Ring                     |
| 20       | 105-3896 | 1    | Tube ASM                   |
| 20:1     | 237-65   | 1    | O-Ring                     |
| 21       | 105-3900 | 1    | Tube ASM                   |
| 21:1     | 237-65   | 2    | O-Ring                     |
| 22       | 105-3897 | 1    | Tube ASM                   |
| 22:1     | 237-65   | 1    | O-Ring                     |
| 23       | 104-5481 | 1    | Tube ASM                   |
| 23:1     | 340-65   | 1    | O-Ring                     |
| 25       | 56-7971  | 4    | Clamp-Tube                 |
| 26       | 340-128  | 2    | Nut-Bulkhead               |
| 27       | 340-70   | 4    | Nut-Lock                   |
| 28       | 322-8    | 1    | Screw-HH                   |
| 29       | 322-13   | 1    | Screw-HH                   |
| 30       | 3256-23  | 4    | Washer-Flat                |
| 31       | 3296-29  | 2    | Nut-Lock, NI               |
| 32       | 56-7973  | 2    | Clamp-Tube                 |
| 33       | 340-72   | 1    | Fitting-HYD, Bulkhead, 90° |
| 33:1     | 237-65   | 2    | O-Ring                     |



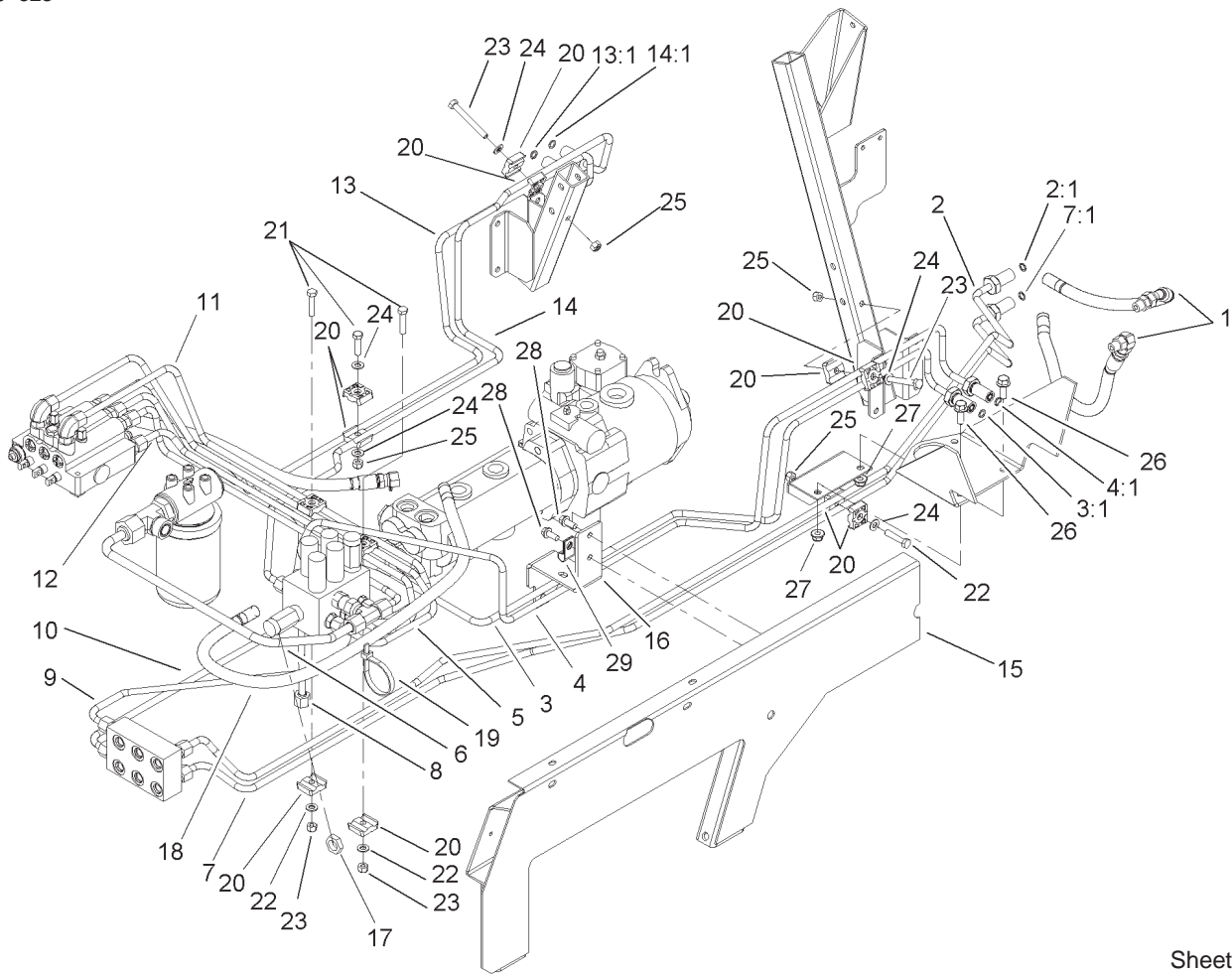
Sheet No.:32

## Steering Hydraulic Line Assembly

| Ref. No. | Part No.    | Qty. | Description           |
|----------|-------------|------|-----------------------|
| 1        | 105-3871    | 1    | Tube ASM              |
| 1:1      | 237-22      | 1    | O-Ring                |
| 2        | 105-3870    | 1    | Tube ASM              |
| 2:1      | 237-22      | 1    | O-Ring                |
| 3        | 105-3887    | 1    | Tube ASM              |
| 4        | 340-68      | 1    | Fitting-Tee, Bulkhead |
| 4:1      | 237-22      | 3    | O-Ring                |
| 5        | 105-3886    | 1    | Tube ASM              |
| 6        | 94-3060     | 1    | HYD Tube ASM          |
| *6:1     | 237-22      | 1    | O-Ring                |
| 7        | 94-3071     | 1    | HYD Tube ASM          |
| *7:1     | 237-22      | 1    | O-Ring                |
| 8        | 94-3059     | 1    | HYD Tube ASM          |
| *8:1     | 237-22      | 1    | O-Ring                |
| 9        | 94-3061     | 1    | HYD Tube ASM          |
| *9:1     | 237-22      | 1    | O-Ring                |
| 10       | 94-3062     | 1    | HYD Tube ASM          |
| 11       | 104-5485    | 1    | Tube ASM              |
| 12       | 92-7606-03  | 1    | Bracket-Bulkhead      |
| 13       | 105-9817    | 1    | Hose ASM              |
| 14       | 92-7539     | 1    | Hose ASM              |
| 15       | 105-3873-03 | 1    | Bracket-Mount, Clamp  |
| 16       | 340-117     | 1    | Cap                   |
| 19       | 340-70      | 7    | Nut-Lock              |
| 20       | 56-7973     | 14   | Clamp-Tube            |
| 32       | 322-6       | 3    | Screw-HH              |

| Ref. No. | Part No. | Qty. | Description  |
|----------|----------|------|--------------|
| 33       | 322-7    | 4    | Screw-HH     |
| 34       | 3296-47  | 2    | Nut-Lock, NI |
| 37       | 32128-20 | 2    | Nut-HF       |
| 38       | 3234-5   | 7    | Screw        |
| 39       | 3256-23  | 7    | Washer-Flat  |
| 40       | 3296-29  | 4    | Nut-Lock, NI |

\* Not illustrated

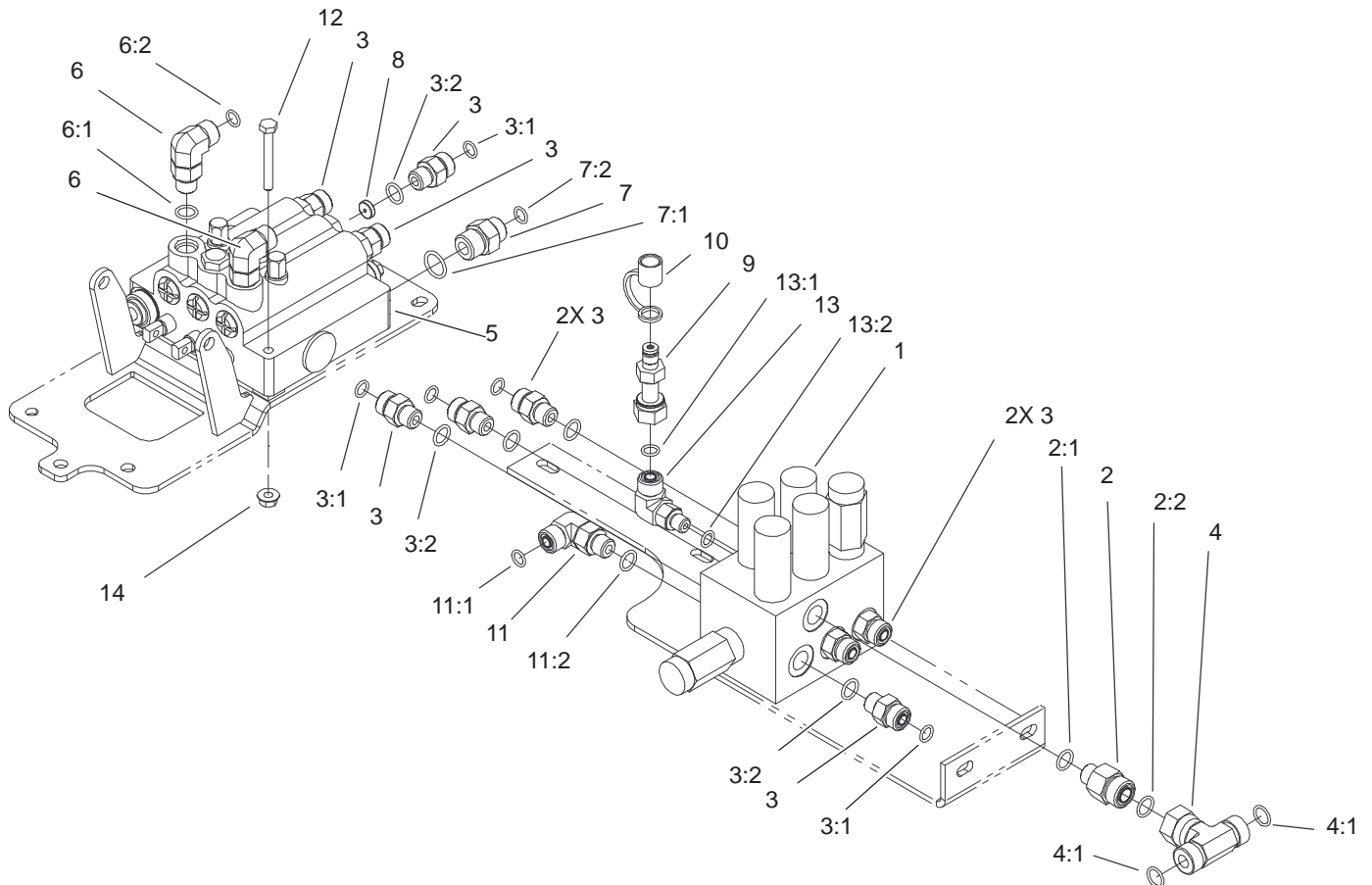


Sheet No.:33

## Hydraulic Lift Line Assembly

| Ref. No. | Part No.    | Qty. | Description              |
|----------|-------------|------|--------------------------|
| 1        | 105-9238    | 4    | Hose ASM                 |
| 2        | 105-3988    | 1    | Tube ASM                 |
| 2:1      | 237-22      | 1    | O-Ring                   |
| 3        | 105-3926    | 1    | Tube ASM                 |
| 3:1      | 237-22      | 1    | O-Ring                   |
| 4        | 105-3927    | 1    | Tube ASM                 |
| 4:1      | 237-22      | 1    | O-Ring                   |
| 5        | 106-1041    | 1    | Tube ASM                 |
| 6        | 105-3860    | 1    | Tube ASM                 |
| 7        | 105-3989    | 1    | Tube ASM                 |
| 7:1      | 237-22      | 1    | O-Ring                   |
| 8        | 105-3928    | 1    | Tube ASM                 |
| 9        | 105-3916    | 1    | Tube ASM                 |
| 10       | 105-3917    | 1    | Tube ASM                 |
| 11       | 106-1040    | 1    | Tube ASM                 |
| 12       | 105-3920    | 1    | Tube ASM                 |
| 13       | 105-3924    | 1    | Tube ASM                 |
| 13:1     | 237-22      | 1    | O-Ring                   |
| 14       | 105-3925    | 1    | Tube ASM                 |
| 14:1     | 237-22      | 1    | O-Ring                   |
| 15       | 105-3990-03 | 1    | Bracket-Support,<br>Tube |
| 16       | 105-3993-03 | 1    | Bracket-Support,<br>Tube |
| 17       | 340-70      | 6    | Nut-Lock                 |
| 18       | 105-9838    | 1    | Hose ASM                 |

| Ref. No. | Part No. | Qty. | Description    |
|----------|----------|------|----------------|
| 19       | 3334-945 | 1    | Tie-Cable      |
| 20       | 56-7973  | 14   | Clamp-Tube     |
| 21       | 322-6    | 3    | Screw-HH       |
| 22       | 322-7    | 3    | Screw-HH       |
| 23       | 322-13   | 2    | Screw-HH       |
| 24       | 3256-23  | 9    | Washer-Flat    |
| 25       | 3296-29  | 7    | Nut-Lock, NI   |
| 26       | 3234-11  | 2    | Screw-HHF      |
| 27       | 104-8301 | 2    | Nut-Flange, NI |
| 28       | 32144-14 | 2    | Screw-HWH      |
| 29       | 2412-138 | 1    | R-Clamp        |

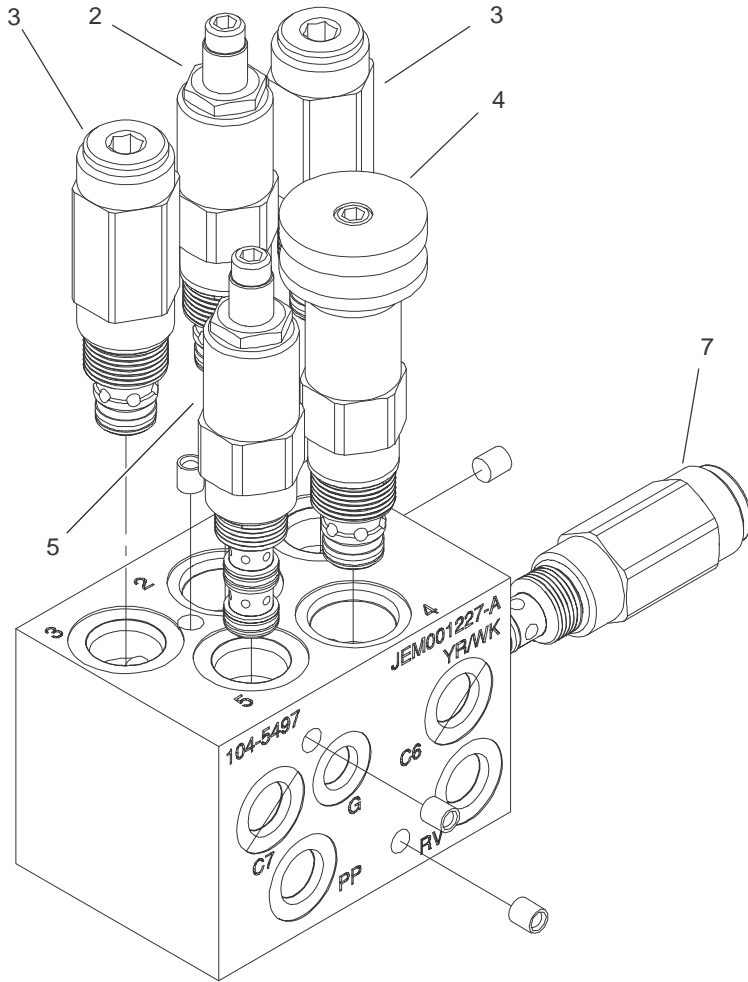


Sheet No.:37

## Lift Valve and Counter Balance Assembly

| Ref. No. | Part No. | Qty. | Description           |
|----------|----------|------|-----------------------|
| 1        | 104-5497 | 1    | Manifold ASM          |
| 2        | 340-5    | 1    | Fitting-Straight      |
| 2:1      | 237-42   | 1    | O-Ring                |
| 2:2      | 237-30   | 1    | O-Ring                |
| 3        | 340-2    | 9    | Fitting-HYD, Straight |
| 3:1      | 237-22   | 1    | O-Ring                |
| 3:2      | 237-42   | 1    | O-Ring                |
| 4        | 93-6810  | 1    | Fitting-Tee           |
| 4:1      | 237-30   | 2    | O-Ring                |
| 5        | 105-9843 | 1    | Valve-Three Spool     |
| 6        | 340-77   | 2    | Fitting-HYD, 90°      |
| 6:1      | 237-22   | 1    | O-Ring                |
| 6:2      | 237-42   | 1    | O-Ring                |
| 7        | 340-3    | 2    | Adapter               |
| 7:1      | 237-22   | 1    | O-Ring                |
| 7:2      | 237-79   | 1    | O-Ring                |
| 8        | 105-9807 | 1    | Orifice               |
| 9        | 86-5480  | 1    | Nipple-Test           |
| 10       | 354-79   | 1    | Cap-Dust              |
| 11       | 340-77   | 1    | Fitting-HYD, 90°      |
| 11:1     | 237-22   | 1    | O-Ring                |
| 11:2     | 237-42   | 1    | O-Ring                |
| 12       | 321-11   | 2    | Screw-HH              |
| 13       | 340-97   | 1    | Fitting-HYD, 90°      |
| 13:1     | 237-22   | 1    | O-Ring                |

| Ref. No. | Part No. | Qty. | Description |
|----------|----------|------|-------------|
| 13:2     | 237-78   | 1    | O-Ring      |
| 14       | 32128-33 | 2    | Nut-HF      |



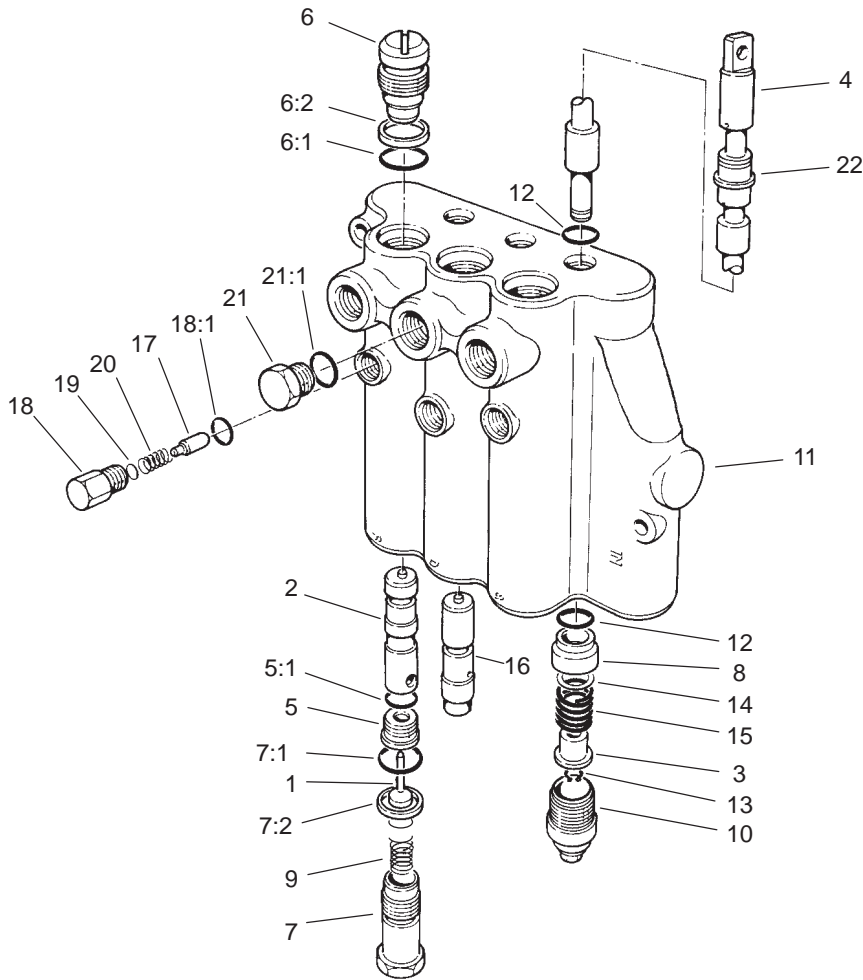
Sheet No.:C6

## Manifold Assembly No. 104-5497

| Ref. No. | Part No. | Qty. | Description                     |
|----------|----------|------|---------------------------------|
| 2        | 105-9161 | 1    | Relief-Pilot Operated (725 Psi) |
| *2:1     | 105-9151 | 1    | Seal Kit                        |
| ☆2:1:1   |          | 1    | O-Ring                          |
| ☆2:1:2   |          | 1    | Ring, Back-Up                   |
| 3        | 105-9165 | 2    | Sequence Valve (1200 Psi)       |
| *3:1     | 105-9164 | 1    | Seal Kit                        |
| 4        | 105-9162 | 1    | Relief-Pilot Operated (650 Psi) |
| *4:1     | 105-9151 | 1    | Seal Kit                        |
| ☆4:1:1   |          | 1    | O-Ring                          |
| ☆4:1:2   |          | 1    | Ring, Back-Up                   |
| 5        | 105-9163 | 1    | Valve-Pilot Sequence, Ext.      |
| *5:1     | 105-9164 | 1    | Seal Kit                        |
| 7        | 105-9844 | 1    | Valve-Relief (1600 Psi)         |
| *7:2     | 105-9156 | 1    | Seal Kit                        |
| ☆7:2:1   |          | 1    | O-Ring                          |
| ☆7:2:2   |          | 1    | Ring, Back-Up                   |

| Ref. No. | Part No. | Qty. | Description |
|----------|----------|------|-------------|
|          |          |      |             |
|          |          |      |             |
|          |          |      |             |
|          |          |      |             |
|          |          |      |             |
|          |          |      |             |
|          |          |      |             |
|          |          |      |             |
|          |          |      |             |
|          |          |      |             |

\* Not illustrated  
 ☆ Not serviced separately



Sheet No.:C7

T-3887

## Single Spool Valve Assembly No. 105-9843

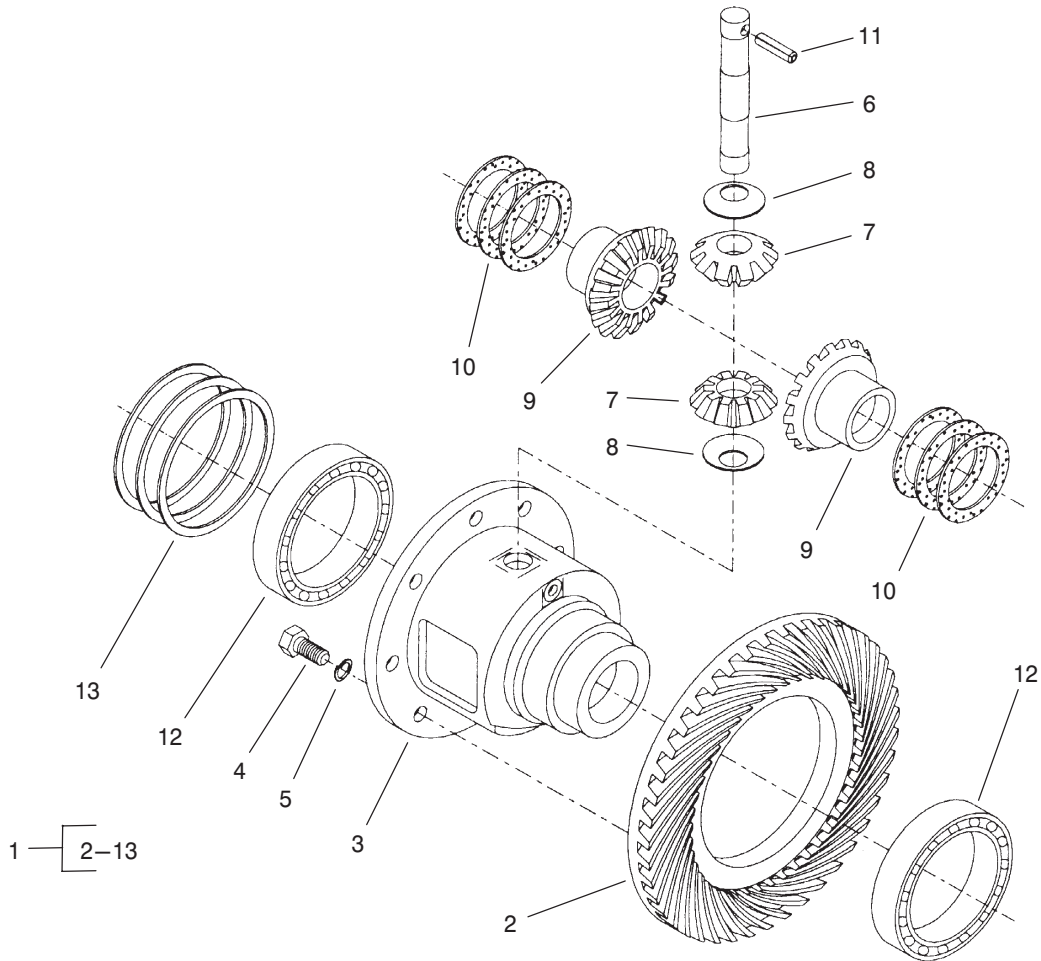
| Ref. No. | Part No. | Qty. | Description |
|----------|----------|------|-------------|
| 1        | 58-6290  | 3    | Poppet      |
| 2        | 84-6420  | 2    | Plunger     |
| 3        | 58-6310  | 3    | Spacer      |
| ☆4       |          | 3    | Spool       |
| 5        | 58-6330  | 3    | Seat        |
| 5:1      | 58-6340  | 1    | O-Ring      |
| 6        | 58-6350  | 3    | Plug        |
| 6:1      | 60-5720  | 1    | O-Ring      |
| 6:2      | 58-6370  | 1    | Washer      |
| 7        | 69-1800  | 3    | Plug ASM    |
| 7:1      | 58-6360  | 1    | O-Ring      |
| 7:2      | 58-6370  | 1    | Washer      |
| 8        | 58-6400  | 3    | Bushing     |
| 9        | 69-1810  | 3    | Spring      |
| 10       | 58-6420  | 3    | Cap         |
| ☆11      |          | 1    | Body        |
| 12       | 58-6450  | 6    | O-Ring      |
| 13       | 58-6460  | 3    | Ring        |
| 14       | 58-6700  | 3    | Washer      |
| 15       | 58-6730  | 3    | Spring      |
| 16       | 69-1840  | 1    | Plunger     |
| 17       | 58-6770  | 3    | Plunger     |
| 18       | 58-6780  | 3    | Plug        |
| 18:1     | 58-6790  | 1    | O-Ring      |
| 19       | 60-6450  | 1    | Disc        |
| 20       | 58-6760  | 3    | Spring      |

| Ref. No. | Part No. | Qty. | Description |
|----------|----------|------|-------------|
| 21       | 58-6710  | 1    | Plug        |
| 21:1     | 58-6720  | 1    | O-Ring      |
| 22       | 58-6320  | 3    | Wiper       |
| *23      | 60-3780  | 1    | Seal Kit    |

☆ Not serviced separately

\* Not illustrated





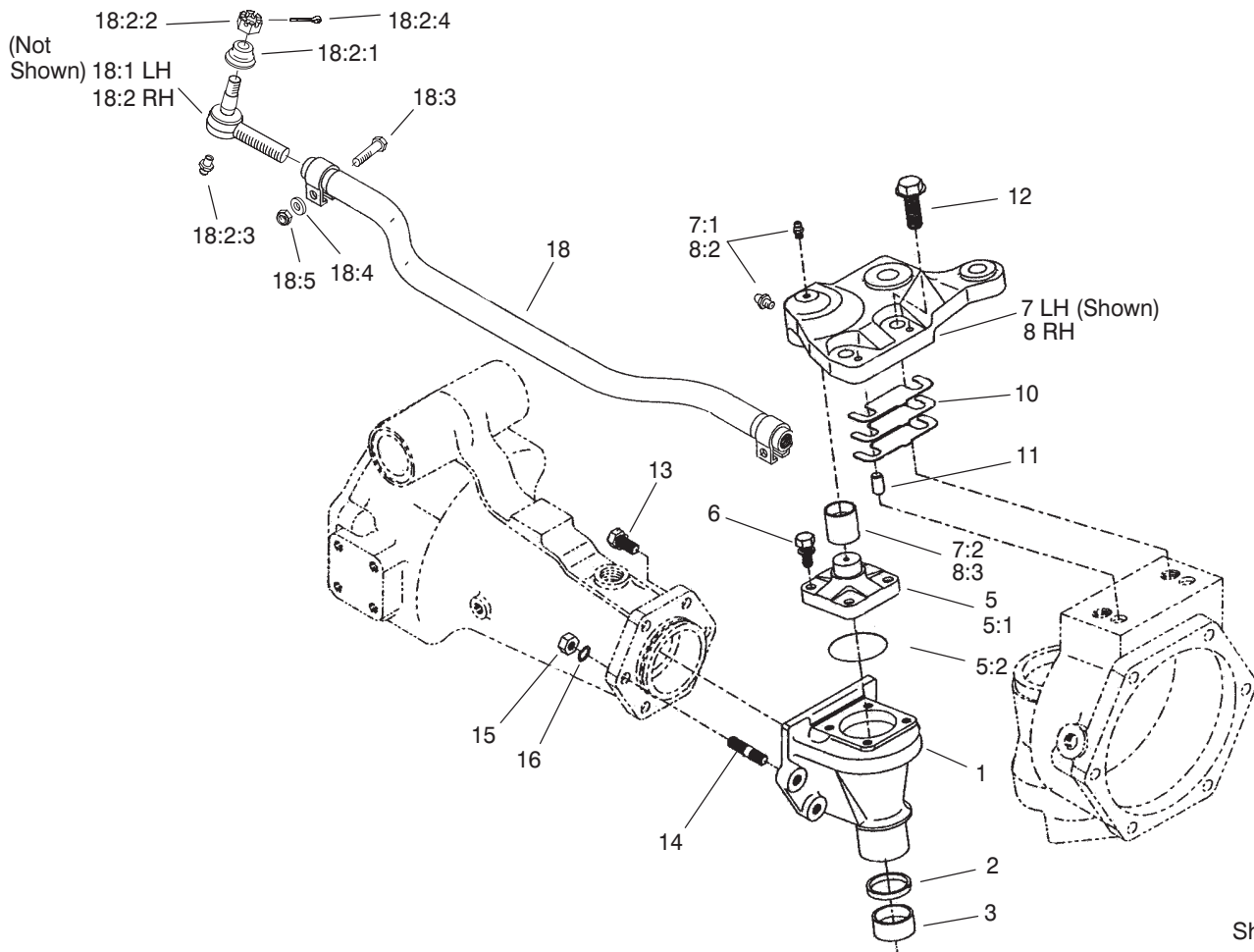
Sheet No.:84  
T-3203-1

## Rear Axle Assembly No. 100-3784 (Continued) Differential Assembly

| Ref. No. | Part No. | Qty. | Description                 |
|----------|----------|------|-----------------------------|
| 1        | 95-7503  | 1    | Differential ASM            |
| 2        | 100-2555 | 1    | Ring And Pinion Matched Set |
| 3        | 95-7502  | 1    | Case-Differential           |
| 4        | 99-7576  | 8    | Bolt                        |
| 5        | 99-7577  | 8    | Washer-Spring               |
| 6        | 99-7578  | 1    | Shaft-Differential          |
| 7        | 99-7579  | 2    | Pinion-Differential         |
| 8        | 99-7580  | 2    | Washer-Differential         |
| 9        | 99-7581  | 2    | Gear-Differential           |
| 10       | 99-7582  | 2    | Washer-Differential         |
| 10       | 99-7583  | 2    | Washer-Differential         |
| 10       | 99-7584  | 2    | Washer-Differential         |
| 11       | 99-7588  | 1    | Pin-Spring                  |
| 12       | 99-7562  | 2    | Bearing-Ball                |
| 13       | 99-7585  | 2    | Shim 0.1                    |
| 13       | 99-7586  | 2    | Shim 0.2                    |
| 13       | 99-7587  | 2    | Shim 0.4                    |

| Ref. No. | Part No. | Qty. | Description |
|----------|----------|------|-------------|
|          |          |      |             |





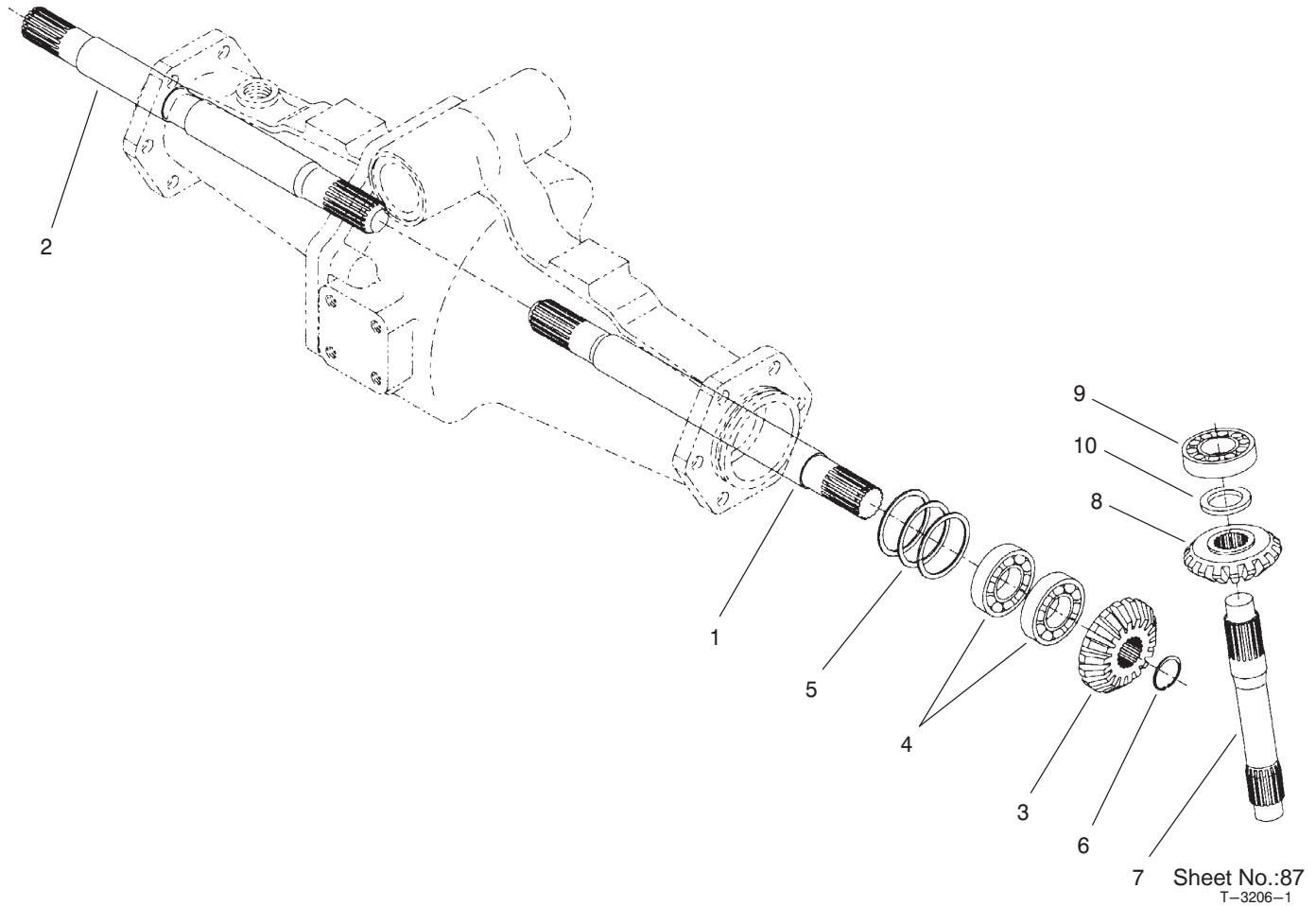
Sheet No.:86  
T-3503

## Rear Axle Assembly No. 100-3784 (Continued) Bevel Gear Case Assembly

| Ref. No. | Part No. | Qty. | Description         |
|----------|----------|------|---------------------|
| 1        | 95-7538  | 2    | Case-Bevel Gear     |
| 2        | 100-2557 | 2    | Seal-Oil            |
| 3        | 104-2378 | 2    | Bushing             |
| 5        | 104-2376 | 2    | Knuckle ASM         |
| 5:1      | 104-2373 | 1    | Knuckle             |
| 5:2      | 104-2372 | 1    | O-Ring              |
| 6        | 104-2374 | 8    | Bolt                |
| 7        | 100-3768 | 1    | LH Steering Arm ASM |
| 7:1      | 302-5    | 2    | Fitting-Grease      |
| 7:2      | 104-8634 | 1    | Bushing             |
| 8        | 100-3766 | 1    | RH Steering Arm ASM |
| 8:2      | 302-5    | 2    | Fitting-Grease      |
| 8:3      | 104-8634 | 1    | Bushing             |
| 10       | 95-7547  | 2    | Shim 0.1            |
| 10       | 95-7548  | 2    | Shim 0.2            |
| 10       | 95-7549  | 2    | Shim 0.4            |
| 11       | 99-7597  | 4    | Pin-Dowel           |
| 12       | 104-2375 | 4    | Bolt                |
| 13       | 99-7599  | 8    | Bolt                |
| 14       | 99-7525  | 4    | Stud                |
| 15       | 99-7526  | 4    | Nut                 |
| 16       | 99-7527  | 4    | Washer-Spring       |
| 18       | 100-3762 | 1    | Tie Rod ASM         |
| *18:1    | 100-3851 | 1    | LH Tie Rod End ASM  |

| Ref. No. | Part No. | Qty. | Description        |
|----------|----------|------|--------------------|
| *18:1:1  | 100-3853 | 1    | Cover-Dust         |
| *18:1:2  | 100-3854 | 1    | Nut-Castle         |
| *18:1:3  | 302-5    | 1    | Fitting-Grease     |
| *18:1:4  | 3272-11  | 1    | Pin-Cotter         |
| 18:2     | 100-3852 | 1    | RH Tie Rod End ASM |
| 18:2:1   | 100-3853 | 1    | Cover-Dust         |
| 18:2:2   | 100-3854 | 1    | Nut-Castle         |
| 18:2:3   | 302-5    | 1    | Fitting-Grease     |
| 18:2:4   | 3272-11  | 1    | Pin-Cotter         |
| 18:3     | 100-3855 | 2    | Bolt               |
| 18:4     | 99-7527  | 2    | Washer-Spring      |
| 18:5     | 99-7526  | 2    | Nut                |

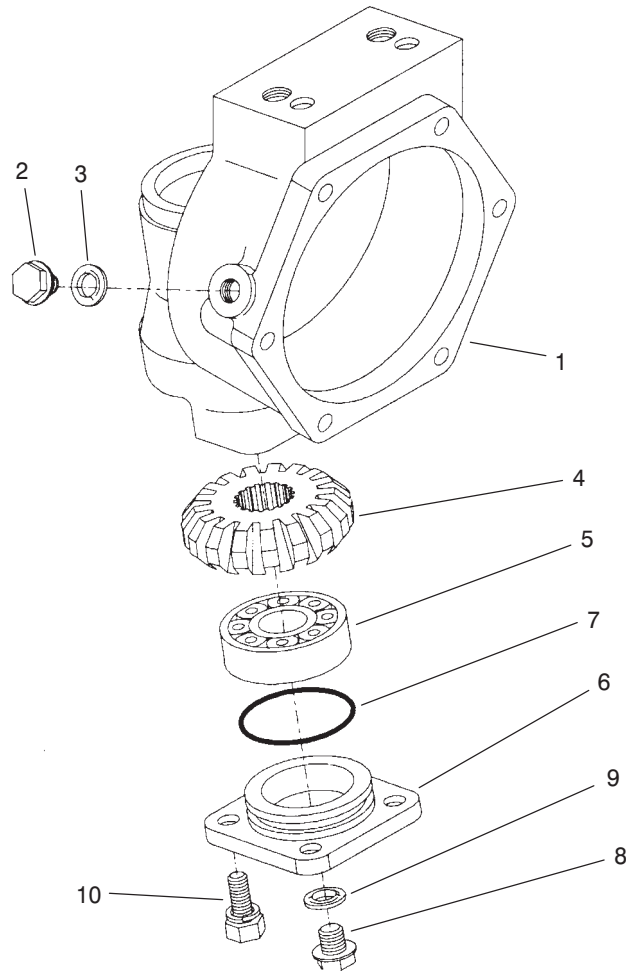
\* Not illustrated



## Rear Axle Assembly No. 100-3784 (Continued) Bevel Gear Shaft Assembly

| Ref. No. | Part No. | Qty. | Description              |
|----------|----------|------|--------------------------|
| 1        | 95-7509  | 1    | Shaft-Gear, Differential |
| 2        | 95-7512  | 1    | Shaft-Gear, Differential |
| 3        | 95-7517  | 2    | Gear-15 Tooth Bevel      |
| 4        | 99-7530  | 4    | Bearing-Ball             |
| 5        | 99-7552  | 2    | Shim 0.1                 |
| 5        | 99-7553  | 2    | Shim 0.2                 |
| 5        | 99-7554  | 2    | Shim 0.5                 |
| 6        | 99-7531  | 2    | Clip                     |
| 7        | 95-7529  | 2    | Shaft-Bevel Gear         |
| 8        | 95-7519  | 2    | Gear-17 Tooth Bevel      |
| 9        | 99-7532  | 2    | Bearing-Taper Roller     |
| 10       | 99-7558  | 2    | Collar                   |

| Ref. No. | Part No. | Qty. | Description |
|----------|----------|------|-------------|
|          |          |      |             |
|          |          |      |             |
|          |          |      |             |
|          |          |      |             |
|          |          |      |             |
|          |          |      |             |
|          |          |      |             |
|          |          |      |             |
|          |          |      |             |
|          |          |      |             |



Sheet No.:88  
T-3207-1

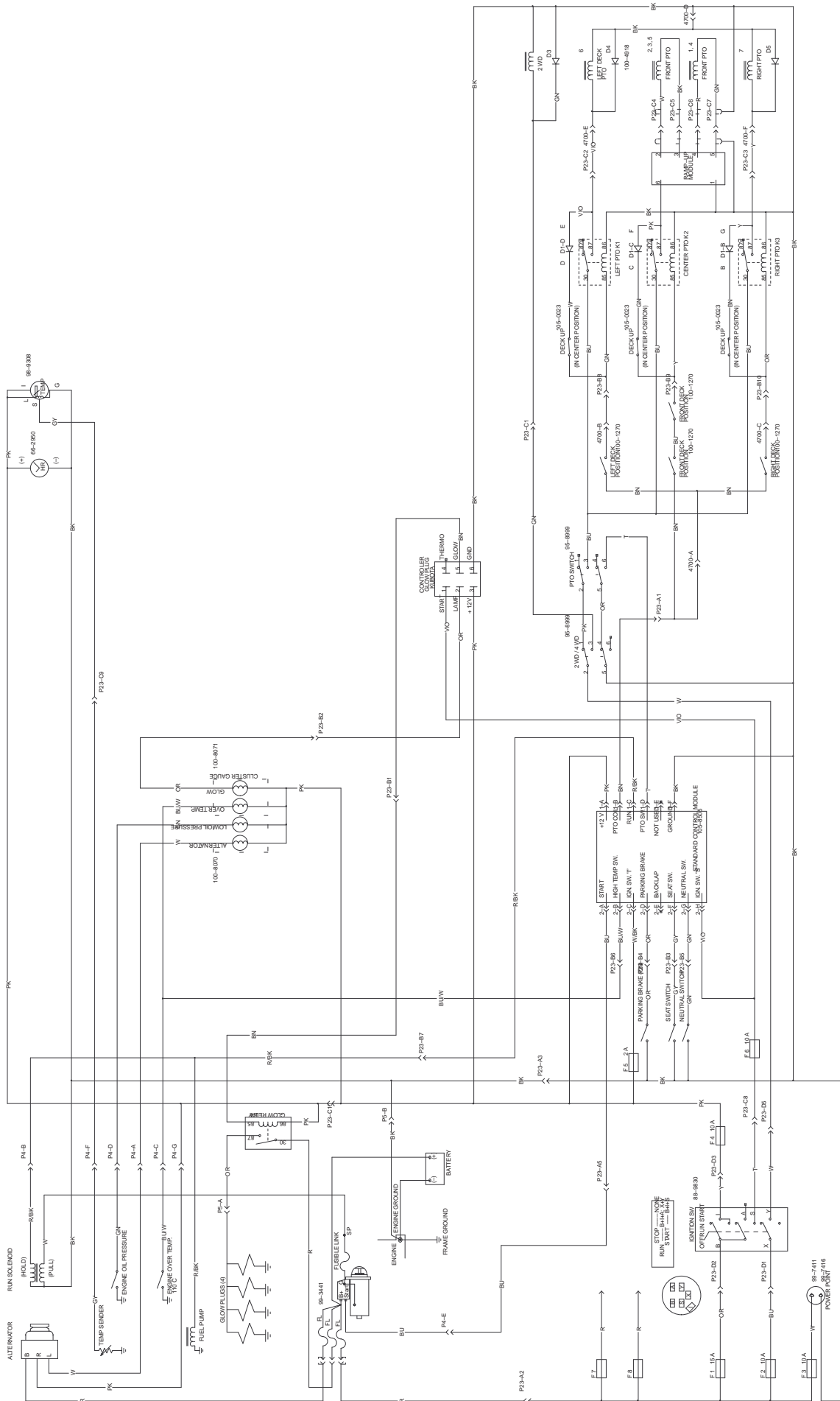
## Rear Axle Assembly No. 100-3784 (Continued) Axle Case Assembly

| Ref. No. | Part No. | Qty. | Description          |
|----------|----------|------|----------------------|
| 1        | 95-7531  | 2    | Case-Axle            |
| 2        | 99-7535  | 2    | Plug                 |
| 3        | 99-7536  | 2    | Washer-Seal          |
| 4        | 95-7527  | 2    | Gear-17 Tooth Bevel  |
| 5        | 99-7532  | 2    | Bearing-Taper Roller |
| 6        | 100-2560 | 2    | Cover                |
| 7        | 100-2561 | 2    | O-Ring               |
| 8        | 99-7589  | 2    | Plug                 |
| 9        | 99-7590  | 2    | Washer-Seal          |
| 10       | 100-2562 | 8    | Bolt                 |

| Ref. No. | Part No. | Qty. | Description |
|----------|----------|------|-------------|
|          |          |      |             |
|          |          |      |             |
|          |          |      |             |
|          |          |      |             |
|          |          |      |             |
|          |          |      |             |
|          |          |      |             |
|          |          |      |             |
|          |          |      |             |
|          |          |      |             |

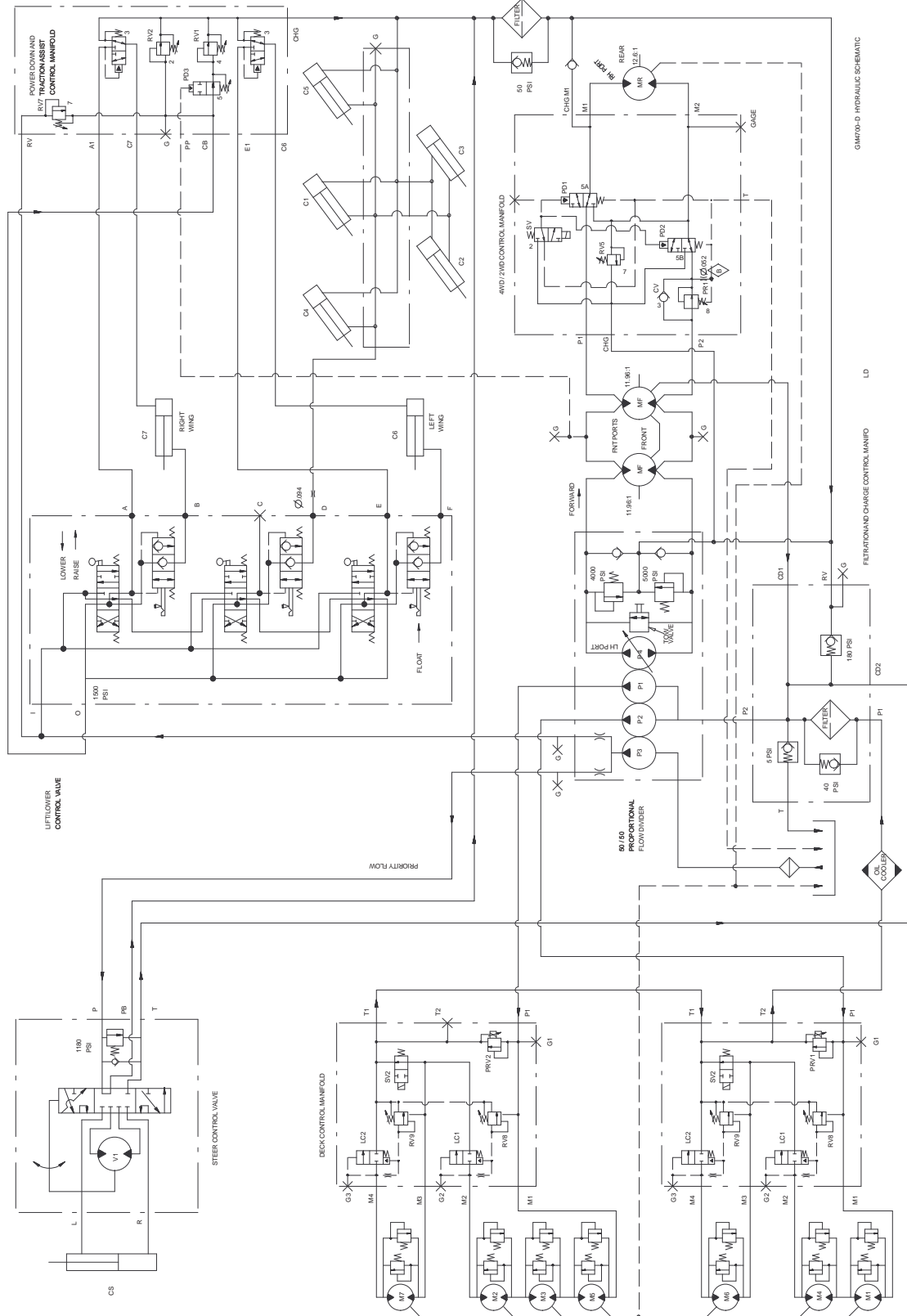


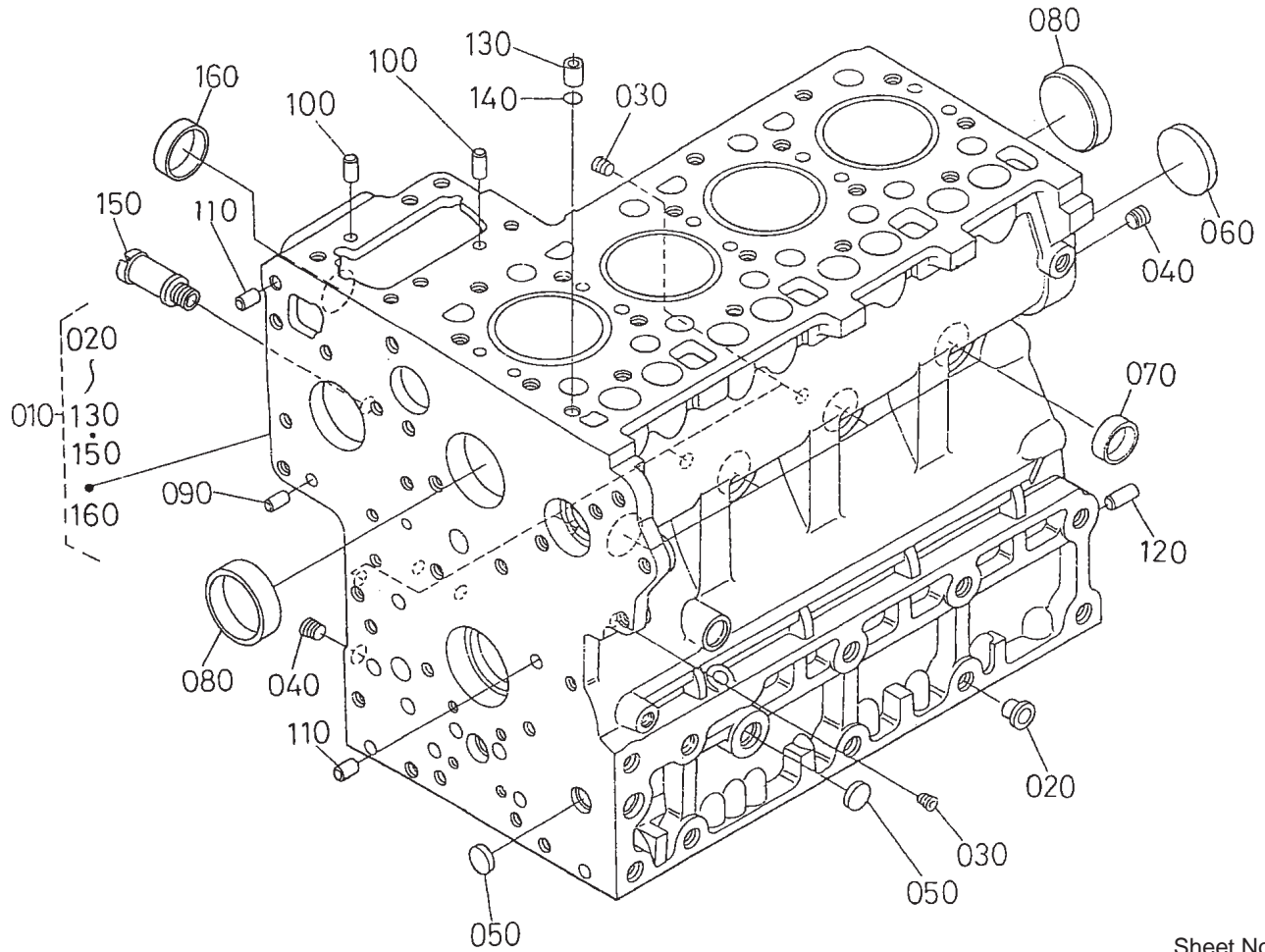
# Electrical Schematic



# Hydraulic Schematic

| FLON-S-CALC #7200-R-1-AND 98 EFF. |      |        |      |
|-----------------------------------|------|--------|------|
| COMP.                             | CIR  | GPM    | PSI  |
| P1                                | 1.02 | 11.7   |      |
| P2                                | 1.02 | 11.7   |      |
| P3                                | 0.58 | 6.6    |      |
| P4                                | 3.02 | 34.6   |      |
| M1                                | 1.16 |        | 2100 |
| M2                                | 1.16 |        | 2100 |
| M3                                | 1.16 |        | 2100 |
| M4                                | 1.16 |        | 2100 |
| M5                                | 1.16 |        | 2100 |
| M6                                | 1.16 |        | 2100 |
| M7                                | 1.16 |        | 2100 |
| MF                                | 2.01 |        |      |
| MR                                | 2.48 |        |      |
| V1                                | 6.1  |        | 1800 |
| PD3                               |      |        | 620  |
| RV1                               |      |        | 700  |
| RV2                               |      |        | 450  |
| PR1                               |      |        | 3500 |
| PRV2                              |      |        | 3500 |
| RV5                               |      |        | 550  |
| RV7                               |      |        | 2200 |
| RV8                               |      |        | 1100 |
| RV9                               |      |        | 1100 |
| COMP.                             | BORE | STROKE | ROD  |
| C1                                | 1.50 | 4.00   | .625 |
| C2                                | 1.50 | 3.50   | .625 |
| C3                                | 1.50 | 3.50   | .625 |
| C4                                | 1.50 | 7.00   | .625 |
| C5                                | 1.50 | 7.00   | .625 |
| C6                                | 2.00 | 9.00   | .750 |
| C7                                | 2.00 | 9.00   | .750 |
| CS                                | 2.00 | 4.20   | .625 |





Sheet No.:40

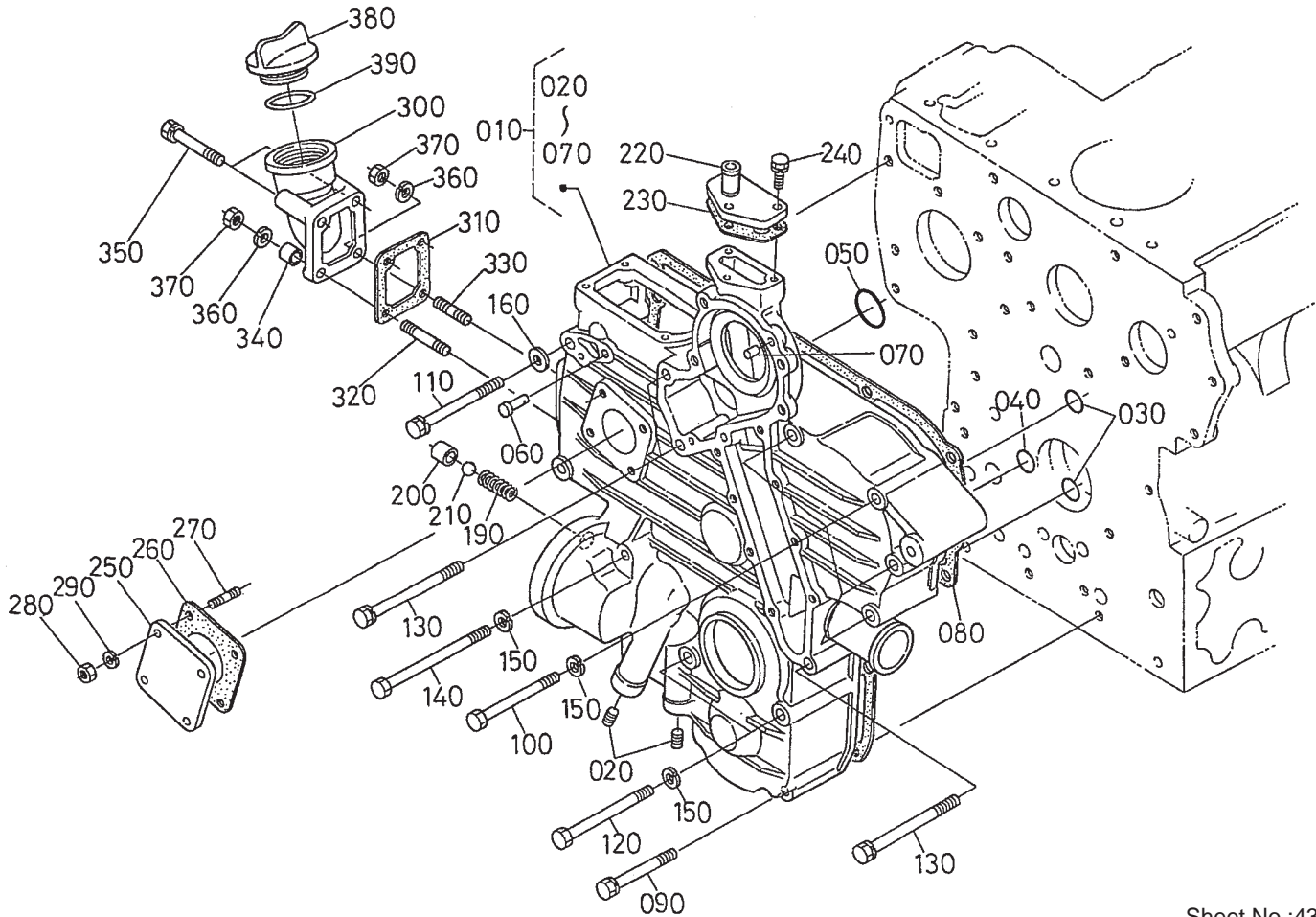
### Crankcase Assembly

| Ref. No. | Part No. | Qty. | Description        |
|----------|----------|------|--------------------|
| 10       | 100-9150 | 1    | Crankcase          |
| 20       | 98-7486  | 2    | Plug               |
| 30       | 98-7487  | 6    | Plug               |
| 40       | 107-0107 | 2    | Plug               |
| 50       | 98-7489  | 3    | Plug               |
| 60       | 98-7490  | 1    | Plug               |
| 70       | 98-7500  | 6    | Cap-Sealing        |
| 80       | 98-7501  | 2    | Cap-Sealing        |
| 90       | 98-7502  | 2    | Pin-Straight       |
| 100      | 98-7503  | 2    | Pin-Straight       |
| 110      | 98-7504  | 2    | Pin-Straight       |
| 120      | 98-7505  | 1    | Pin-Straight       |
| 130      | 98-7506  | 1    | Pin-Pipe           |
| 140      | 98-7509  | 1    | O-Ring             |
| 150      | 100-9153 | 1    | Pipe-Return, Water |
| 160      | 105-2883 | 1    | Cap-Sealing        |

| Ref. No. | Part No. | Qty. | Description |
|----------|----------|------|-------------|
|          |          |      |             |
|          |          |      |             |
|          |          |      |             |
|          |          |      |             |
|          |          |      |             |
|          |          |      |             |
|          |          |      |             |
|          |          |      |             |
|          |          |      |             |
|          |          |      |             |





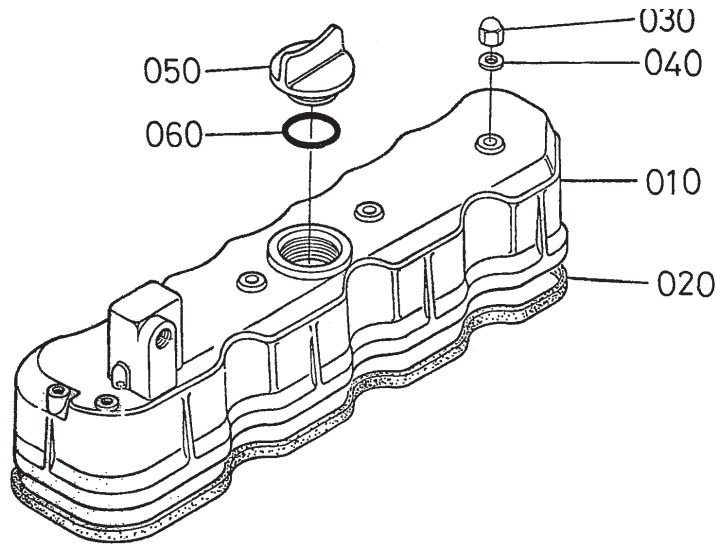


Sheet No.:43

## Gear Case Assembly

| Ref. No. | Part No. | Qty. | Description          |
|----------|----------|------|----------------------|
| 10       | 100-9161 | 1    | Gearcase ASM         |
| 20       | 107-0108 | 2    | Plug                 |
| 30       | 107-0104 | 2    | O-Ring               |
| 40       | 107-0105 | 1    | O-Ring               |
| 50       | 107-0106 | 1    | O-Ring               |
| 60       | 98-7550  | 1    | Pin-Spring, Start    |
| 70       | 98-7504  | 2    | Pin-Straight         |
| 80       | 98-7552  | 1    | Packing-Case, Gear   |
| 90       | 98-7553  | 2    | Bolt                 |
| 100      | 99-8336  | 5    | Bolt                 |
| 110      | 98-7555  | 1    | Bolt                 |
| 120      | 98-7556  | 2    | Bolt                 |
| 130      | 98-7557  | 3    | Bolt                 |
| 140      | 98-7558  | 2    | Bolt                 |
| 150      | 105-2893 | 9    | Washer-Spring        |
| 160      | 98-7536  | 1    | Washer-Plain         |
| 190      | 98-7563  | 1    | Spring               |
| 200      | 98-7564  | 1    | Seat-Valve           |
| 210      | 98-7565  | 1    | Ball                 |
| 220      | 98-7566  | 1    | Flange-Return, Water |
| 230      | 98-7567  | 1    | Gasket               |
| 240      | 98-7568  | 3    | Bolt                 |
| 250      | 98-7569  | 1    | Cover                |
| 260      | 98-7570  | 1    | Gasket-Unit, H/Meter |
| 270      | 98-7571  | 4    | Stud                 |
| 280      | 98-7572  | 4    | Nut                  |

| Ref. No. | Part No. | Qty. | Description        |
|----------|----------|------|--------------------|
| 290      | 98-7699  | 4    | Washer-Spring      |
| 300      | 100-9162 | 1    | Flange-Filter, Oil |
| 310      | 100-9163 | 1    | Gasket             |
| 320      | 98-7571  | 1    | Stud               |
| 330      | 100-9164 | 1    | Stud               |
| 340      | 100-9165 | 1    | Collar             |
| 350      | 98-7496  | 2    | Bolt               |
| 360      | 98-7699  | 2    | Washer-Spring      |
| 370      | 98-7572  | 2    | Nut                |
| 380      | 98-7429  | 1    | Plug-Filter, Oil   |
| 390      | 107-0102 | 1    | O-Ring             |



Sheet No.:44

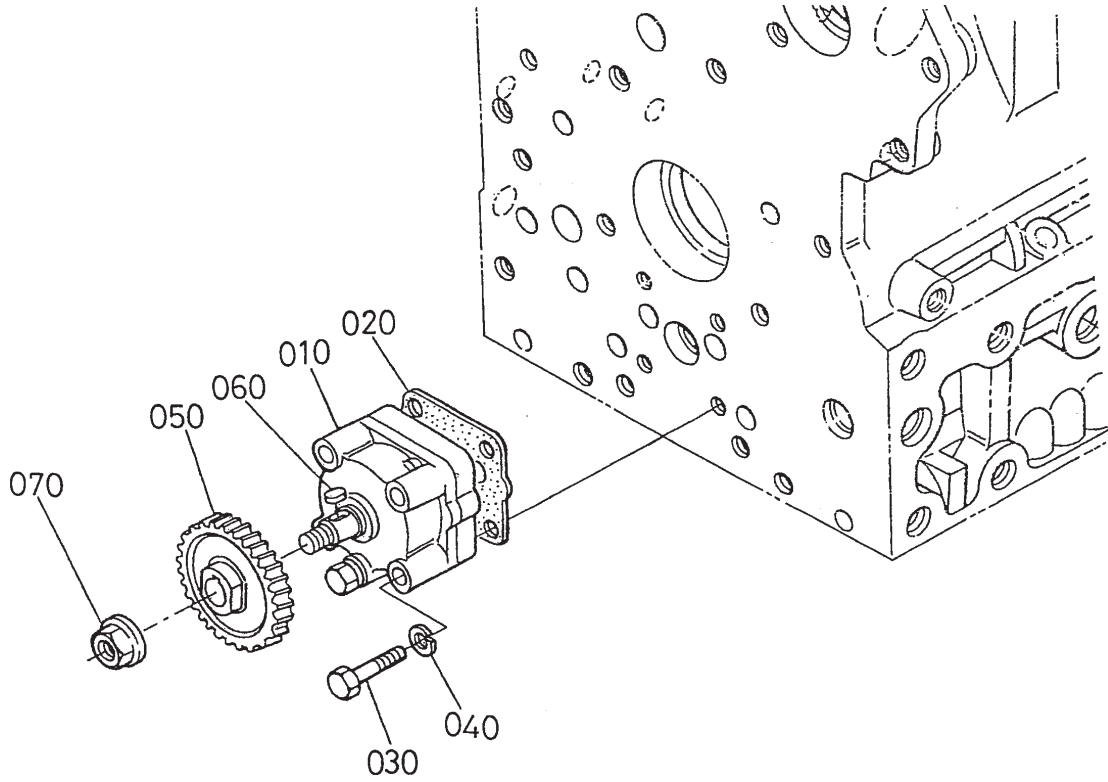
### Head Cover Assembly

| Ref. No. | Part No. | Qty. | Description          |
|----------|----------|------|----------------------|
| 10       | 98-7425  | 1    | Cover-Head, Cylinder |
| 20       | 98-7426  | 1    | Gasket-Cover, Head   |
| 30       | 98-7427  | 4    | Nut-Cap              |
| 40       | 98-7428  | 4    | Gasket               |
| 50       | 98-7429  | 1    | Plug-Filter, Oil     |
| 60       | 107-0102 | 1    | O-Ring               |

| Ref. No. | Part No. | Qty. | Description |
|----------|----------|------|-------------|
|          |          |      |             |
|          |          |      |             |
|          |          |      |             |
|          |          |      |             |







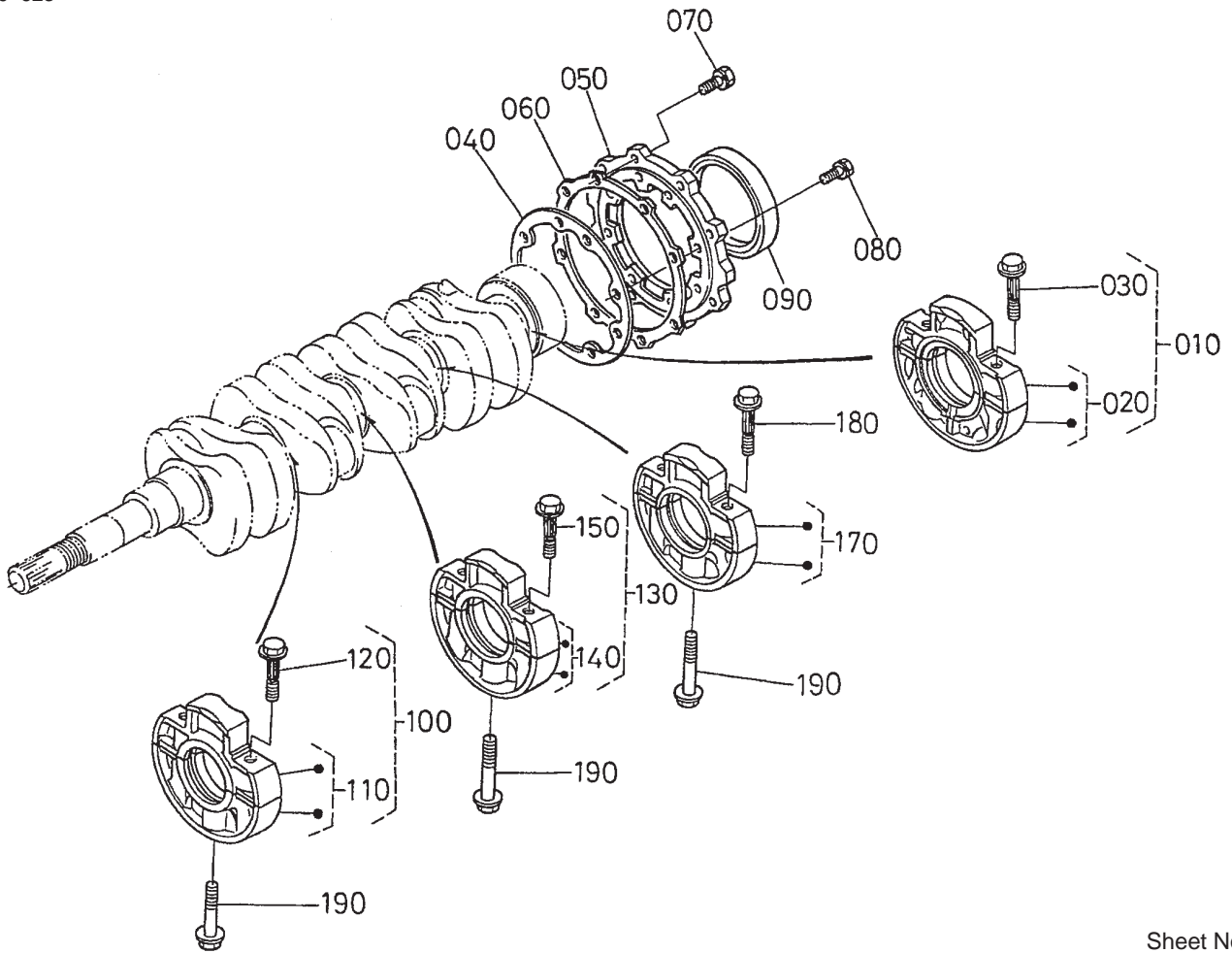
Sheet No.:47

## Oil Pump Assembly

| Ref. No. | Part No. | Qty. | Description          |
|----------|----------|------|----------------------|
| 10       | 100-9170 | 1    | Oil Pump ASM         |
| 20       | 98-7513  | 1    | Gasket-Pump, Oil     |
| 30       | 98-7514  | 4    | Bolt                 |
| 40       | 98-7699  | 4    | Washer-Spring        |
| 50       | 98-7516  | 1    | Gear-Drive, Oil Pump |
| 60       | 98-7517  | 1    | Key-Feather          |
| 70       | 98-7518  | 1    | Nut-Flange           |

| Ref. No. | Part No. | Qty. | Description |
|----------|----------|------|-------------|
|          |          |      |             |
|          |          |      |             |
|          |          |      |             |
|          |          |      |             |
|          |          |      |             |
|          |          |      |             |
|          |          |      |             |
|          |          |      |             |
|          |          |      |             |
|          |          |      |             |





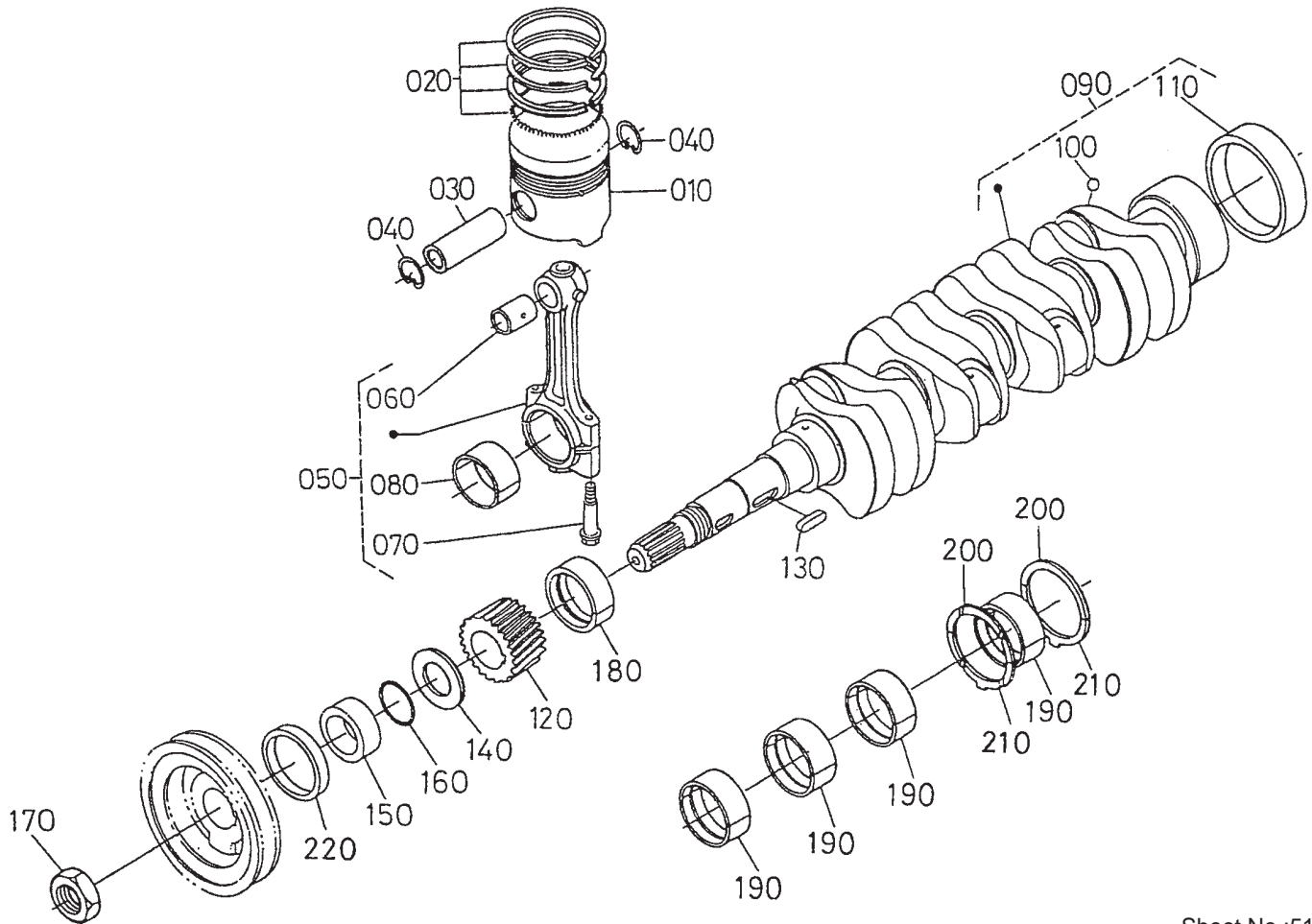
Sheet No.:49

### Main Bearing Case

| Ref. No. | Part No. | Qty. | Description                   |
|----------|----------|------|-------------------------------|
| 10       | 100-9172 | 1    | Wheel Bearing Case<br>ASM     |
| 20       | 100-9173 | 1    | Bearing Case ASM              |
| 30       | 98-7434  | 2    | Bolt-Case, Bearing            |
| 40       | 98-7435  | 1    | Gasket-Case, Bearing          |
| 50       | 98-7436  | 1    | Cover-Case, Bearing           |
| 60       | 98-7437  | 1    | Gasket-Case Cover,<br>Bearing |
| 70       | 98-7438  | 8    | Bolt                          |
| 80       | 98-7439  | 8    | Bolt                          |
| 90       | 98-7440  | 1    | Seal-Oil                      |
| 100      | 100-9174 | 1    | Main Bearing Case<br>ASM      |
| 110      | 100-9175 | 1    | Bearing Case ASM              |
| 120      | 98-7434  | 2    | Bolt-Case, Bearing            |
| 130      | 100-9176 | 1    | Main Bearing Case<br>ASM      |
| 140      | 100-9177 | 1    | Bearing Case ASM              |
| 150      | 98-7434  | 2    | Bolt-Case, Bearing            |
| 170      | 100-9178 | 1    | Bearing Case ASM              |
| 180      | 98-7434  | 2    | Bolt-Case, Bearing            |
| 190      | 98-7444  | 3    | Bolt-Case, Bearing            |

| Ref. No. | Part No. | Qty. | Description |
|----------|----------|------|-------------|
|          |          |      |             |



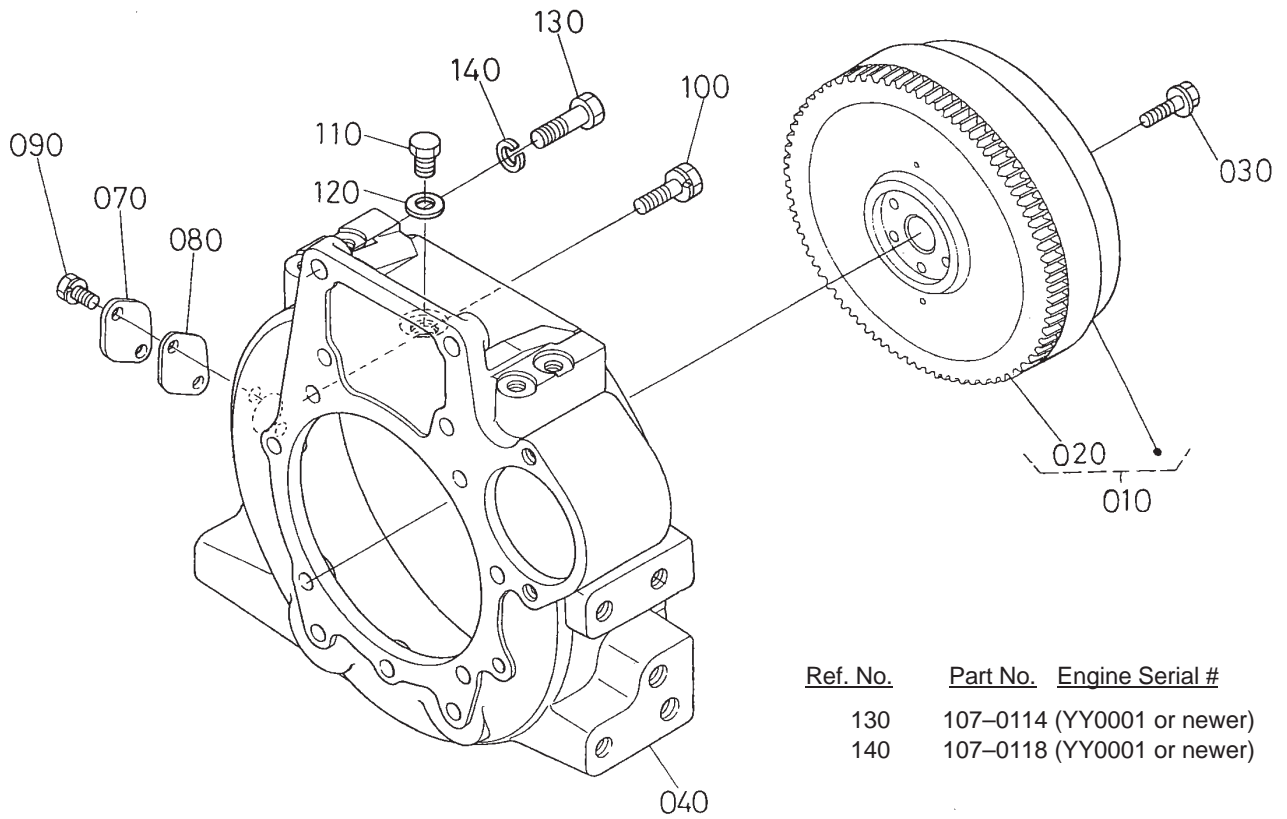


Sheet No.:51

## Piston and Crankshaft Assembly

| Ref. No. | Part No. | Qty. | Description              |
|----------|----------|------|--------------------------|
| 10       | 99-5435  | 1    | Piston (.50mm)           |
| 10       | 100-9181 | 4    | Piston-STD               |
| 20       | 100-9182 | 4    | Piston Ring ASM (STD)    |
| 20       | 99-5436  | 1    | Piston Ring ASM (0.50mm) |
| 30       | 98-7464  | 4    | Pin-Piston               |
| 40       | 98-7465  | 8    | Clip-Pin, Piston         |
| 50       | 98-7466  | 4    | Connecting Rod ASM       |
| 60       | 98-7467  | 4    | Bushing-Pin, Piston      |
| 70       | 98-7468  | 8    | Bolt-Rod, Connecting     |
| 80       | 98-7470  | 4    | Metal-Crankpin (-0.20mm) |
| 80       | 98-7471  | 4    | Metal-Crankpin (-0.40mm) |
| 80       | 98-7469  | 4    | Metal-Crankpin (STD)     |
| 90       | 98-7472  | 1    | Crankshaft-Complete      |
| 100      | 98-7473  | 4    | Ball                     |
| 110      | 98-7474  | 1    | Sleeve-Crankshaft        |
| 120      | 98-7475  | 1    | Gear-Crankshaft          |
| 130      | 98-7451  | 1    | Key-Feather              |
| 140      | 98-7476  | 1    | Slinger-Oil              |
| 150      | 98-7477  | 1    | Collar-Crankshaft        |
| 160      | 98-7478  | 1    | O-Ring                   |
| 170      | 98-7479  | 1    | Nut-Crankshaft           |

| Ref. No. | Part No. | Qty. | Description                |
|----------|----------|------|----------------------------|
| 180      | 98-7481  | 1    | Metal-Crankshaft (STD)     |
| 180      | 98-7482  | 1    | Metal-Crankshaft (-0.20mm) |
| 180      | 98-7483  | 1    | Metal-Crankshaft (-0.40mm) |
| 190      | 98-7484  | 4    | Metal-Crankshaft (STD)     |
| 190      | 99-6862  | 4    | Metal-Crankshaft (-0.20mm) |
| 190      | 99-6863  | 4    | Metal-Crankshaft (-0.40mm) |
| 200      | 99-6864  | 2    | Metal-Side (STD)           |
| 200      | 98-9414  | 2    | Bearing-Thrust (0.2mm)     |
| 200      | 98-9415  | 2    | Bearing-Thrust (0.4mm)     |
| 210      | 99-6867  | 2    | Metal-Side (STD)           |
| 210      | 98-9689  | 2    | Bearing-Thrust (0.2mm)     |
| 210      | 99-6869  | 2    | Metal-Side, O/S (0.4mm)    |
| 220      | 98-7480  | 1    | Seal-Oil                   |



Sheet No.:52

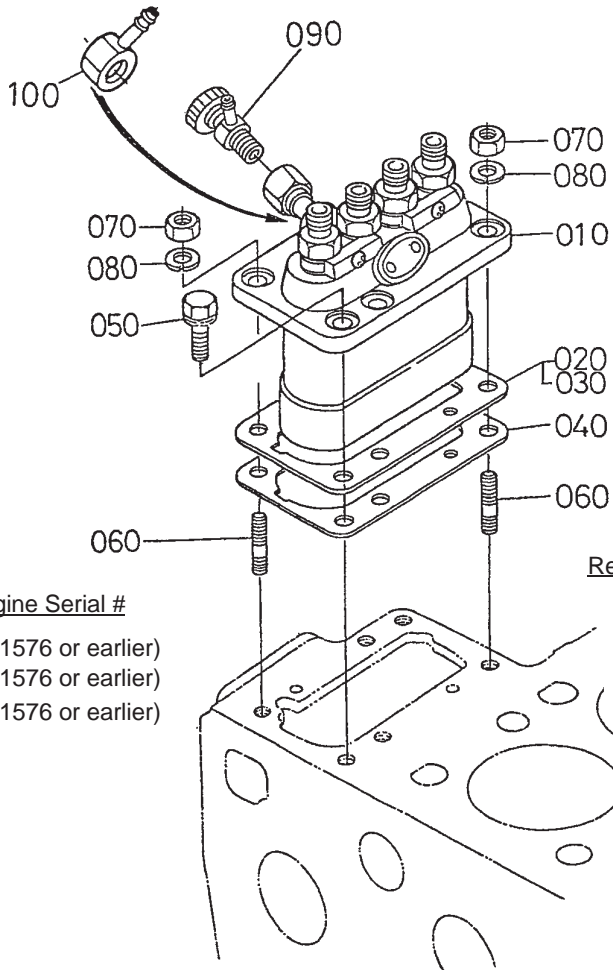
## Flywheel Assembly

| Ref. No. | Part No. | Qty. | Description      |
|----------|----------|------|------------------|
| 10       | 98-7532  | 1    | Flywheel         |
| 20       | 98-7560  | 1    | Gear-Ring        |
| 30       | 98-7573  | 6    | Bolt-Flywheel    |
| 40       | 98-7559  | 1    | Housing-Flywheel |
| 70       | 98-7883  | 1    | Cover            |
| 80       | 98-7886  | 1    | Gasket           |
| 90       | 105-4577 | 2    | Bolt             |
| 100      | 98-7885  | 11   | Bolt             |
| 110      | 98-7546  | 1    | Plug             |
| 120      | 100-9194 | 1    | Washer-Plain     |
| 130      | 107-0114 | 2    | Bolt             |
| 140      | 107-0118 | 2    | Washer-Spring    |

| Ref. No. | Part No. | Qty. | Description |
|----------|----------|------|-------------|
|          |          |      |             |
|          |          |      |             |
|          |          |      |             |
|          |          |      |             |
|          |          |      |             |
|          |          |      |             |
|          |          |      |             |
|          |          |      |             |
|          |          |      |             |
|          |          |      |             |







| Ref. No. | Part No. | Engine Serial #     |
|----------|----------|---------------------|
| 020      | 98-7607  | (2G1576 or earlier) |
| 030      | 98-7608  | (2G1576 or earlier) |
| 040      | 98-7609  | (2G1576 or earlier) |

| Ref. No. | Part No. | Engine Serial #   |
|----------|----------|-------------------|
| 020      | 107-0146 | (2J0001 or newer) |
| 030      | 107-0147 | (2J0001 or newer) |
| 040      | 107-0148 | (2J0001 or newer) |

Sheet No.:55

## Injection Pump Assembly

| Ref. No. | Part No. | Qty. | Description            |
|----------|----------|------|------------------------|
| 10       | 100-9201 | 1    | Injection Pump ASM     |
| 20       | 107-0146 | 1    | Shim                   |
| 20       | 98-7607  | 1    | Shim                   |
| 30       | 107-0147 | 1    | Shim                   |
| 30       | 98-7608  | 1    | Shim                   |
| 40       | 107-0148 | 1    | Shim                   |
| 40       | 98-7609  | 1    | Shim-Pump, Injection   |
| 50       | 98-7610  | 4    | Bolt                   |
| 60       | 100-1558 | 2    | Stud-Manifold, Exhaust |
| 70       | 98-7534  | 2    | Nut                    |
| 80       | 105-2893 | 2    | Washer-Spring          |
| 90       | 100-9202 | 1    | Jet Start Cock ASM     |
| 100      | 98-7617  | 1    | Joint                  |

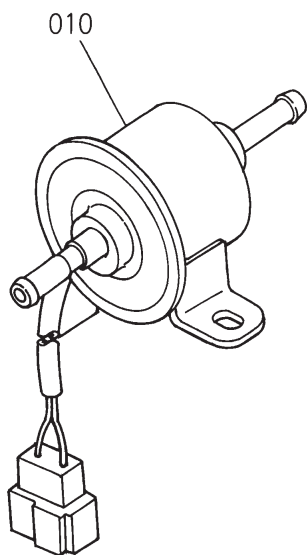
| Ref. No. | Part No. | Qty. | Description |
|----------|----------|------|-------------|
|          |          |      |             |
|          |          |      |             |
|          |          |      |             |
|          |          |      |             |
|          |          |      |             |
|          |          |      |             |
|          |          |      |             |
|          |          |      |             |
|          |          |      |             |
|          |          |      |             |



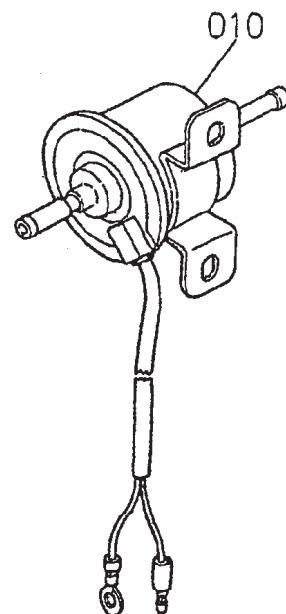
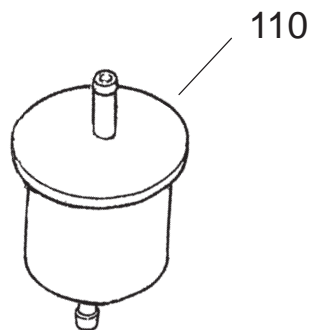








Ref. No.     Part No.   Engine Serial #  
 010        107-0122 (2S0001 or newer)



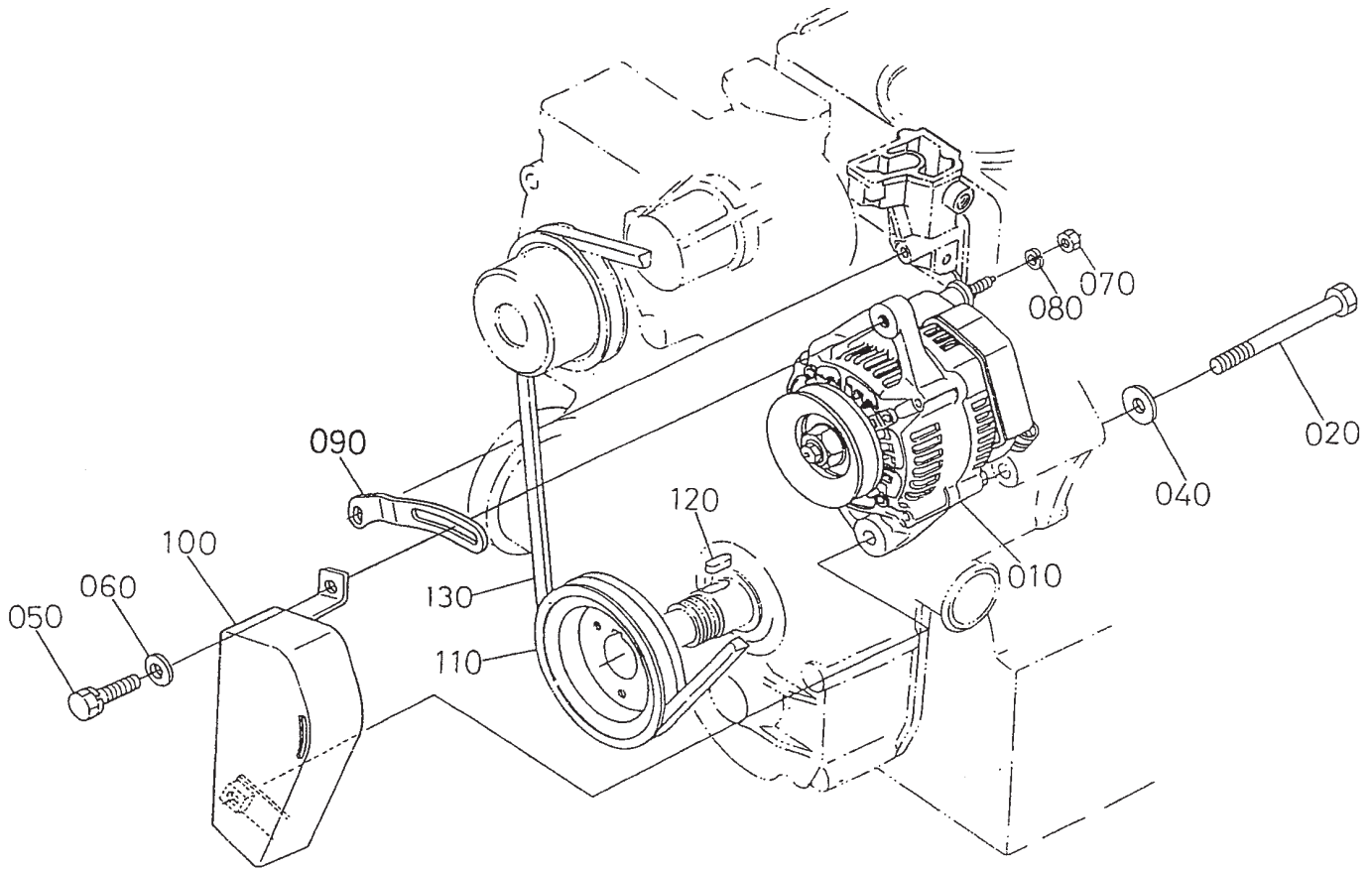
Ref. No.     Part No.   Engine Serial #  
 010        99-3464 (1U1056 or earlier)

Sheet No.:60

## Fuel Filter and Fuel Pump

| Ref. No. | Part No. | Qty. | Description |
|----------|----------|------|-------------|
| 10       | 99-3464  | 1    | Pump-Fuel   |
| 10       | 107-0122 | 1    | Pump-Fuel   |
| 110      | 98-7612  | 1    | Filter-Fuel |

| Ref. No. | Part No. | Qty. | Description |
|----------|----------|------|-------------|
|          |          |      |             |
|          |          |      |             |
|          |          |      |             |

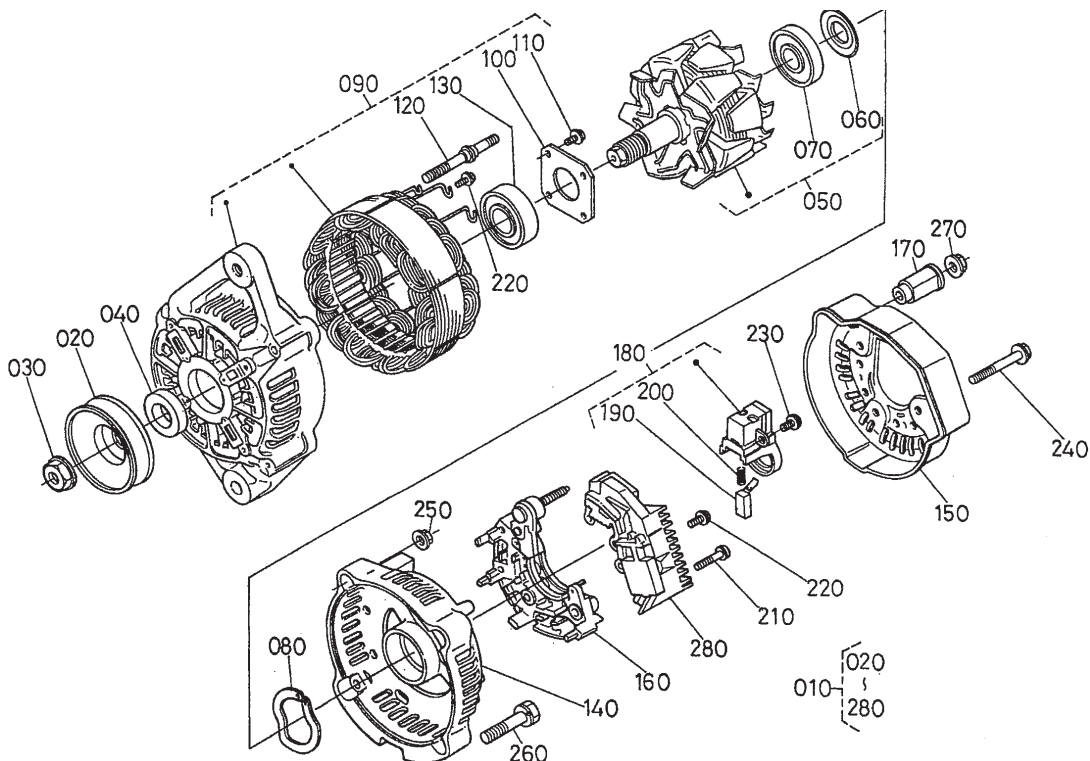


Sheet No.:61

### Alternator and Pulley Assembly

| Ref. No. | Part No. | Qty. | Description        |
|----------|----------|------|--------------------|
| 10       | 107-0145 | 1    | Alternator ASM     |
| 20       | 98-7695  | 1    | Bolt               |
| 40       | 98-9366  | 1    | Washer-Plain       |
| 50       | 98-7697  | 1    | Bolt               |
| 60       | 100-9233 | 1    | Washer-Plain       |
| 70       | 98-7572  | 1    | Nut                |
| 80       | 98-7699  | 1    | Washer-Spring      |
| 90       | 105-2872 | 1    | Bracket-Alternator |
| 100      | 98-7701  | 1    | Cover-Belt         |
| 110      | 106-2044 | 1    | Pulley-Drive, Fan  |
| 120      | 98-7451  | 1    | Key-Feather        |
| 130      | 98-7705  | 1    | V-Belt             |

| Ref. No. | Part No. | Qty. | Description |
|----------|----------|------|-------------|
|          |          |      |             |
|          |          |      |             |
|          |          |      |             |
|          |          |      |             |
|          |          |      |             |
|          |          |      |             |
|          |          |      |             |
|          |          |      |             |
|          |          |      |             |
|          |          |      |             |



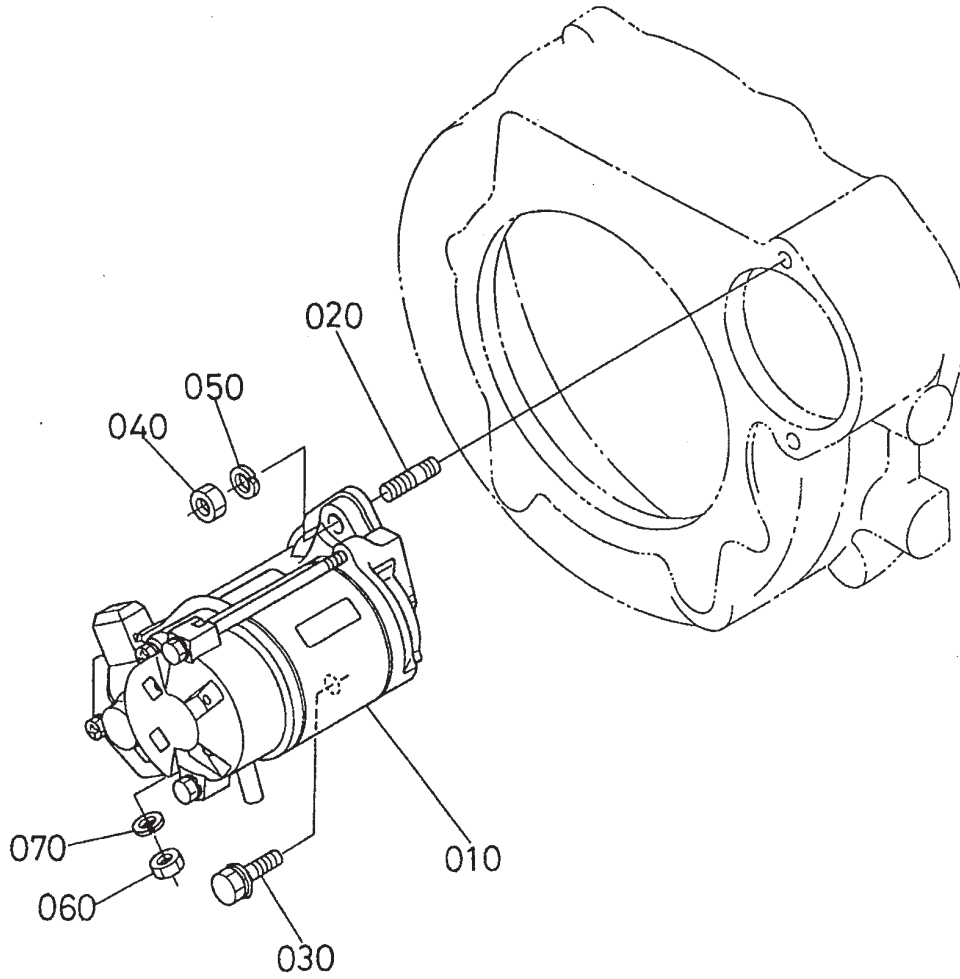
|                 |                 |                        |                 |                 |                        |
|-----------------|-----------------|------------------------|-----------------|-----------------|------------------------|
| <u>Ref. No.</u> | <u>Part No.</u> | <u>Engine Serial #</u> | <u>Ref. No.</u> | <u>Part No.</u> | <u>Engine Serial #</u> |
| 090             | 98-7714         | (1Q1216 or earlier)    | 090             | 107-0139        | (1S0001 or newer)      |
| 150             | 98-7720         | (1Q1216 or earlier)    | 150             | 107-0140        | (1S0001 or newer)      |
| 180             | 98-7723         | (1Q1216 or earlier)    | 180             | 107-0141        | (1S0001 or newer)      |

Sheet No.:62

## Alternator Component Parts Assembly

| Ref. No. | Part No. | Qty. | Description         |
|----------|----------|------|---------------------|
| 10       | 107-0145 | 1    | Alternator ASM      |
| 20       | 98-7707  | 1    | Pulley-Alternator   |
| 30       | 98-7708  | 1    | Nut                 |
| 40       | 98-7709  | 1    | Collar              |
| 50       | 107-0136 | 1    | Rotor               |
| 60       | 98-7711  | 1    | Cover-Bearing       |
| 70       | 107-0138 | 1    | Bearing-Ball        |
| 80       | 98-7713  | 1    | Washer-Thrust       |
| 90       | 107-0139 | 1    | Drive End Frame ASM |
| 90       | 98-7714  | 1    | Frame-End, Drive    |
| 100      | 98-7715  | 1    | Plate-Retainer      |
| 110      | 98-7716  | 4    | Screw-Head, Round   |
| 120      | 98-7717  | 2    | Bolt-Through        |
| 130      | 107-0137 | 1    | Bearing-Ball        |
| 140      | 98-7719  | 1    | Frame-End           |
| 150      | 98-7720  | 1    | Cover-End           |
| 150      | 107-0140 | 1    | Cover-End           |
| 160      | 98-7721  | 1    | Rectifier ASM       |
| 170      | 98-7722  | 1    | Bushing-Insulation  |
| 180      | 98-7723  | 1    | Holder-Brush        |
| 180      | 107-0141 | 1    | Holder-Brush        |
| 190      | 98-7724  | 2    | Brush               |
| 200      | 98-7725  | 2    | Spring-Brush        |
| 210      | 98-7726  | 2    | Screw-Head, Round   |
| 220      | 98-7727  | 6    | Screw-Head, Round   |
| 230      | 98-7728  | 1    | Screw-Head, Round   |

| Ref. No. | Part No. | Qty. | Description   |
|----------|----------|------|---------------|
| 240      | 98-7729  | 3    | Bolt          |
| 250      | 98-7730  | 2    | Nut           |
| 260      | 98-7731  | 2    | Bolt          |
| 270      | 98-7732  | 1    | Nut           |
| 280      | 98-7733  | 1    | Regulator ASM |

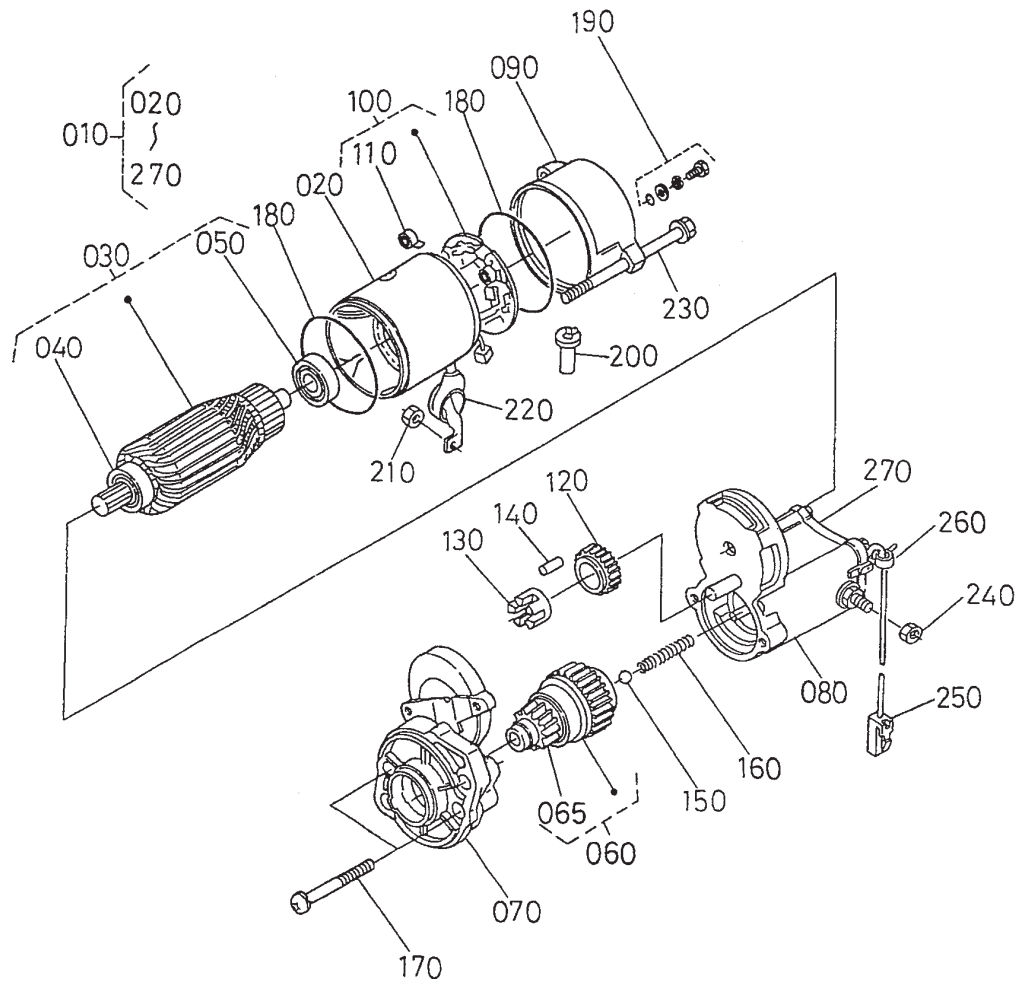


Sheet No.:63

### Starter Assembly

| Ref. No. | Part No. | Qty. | Description   |
|----------|----------|------|---------------|
| 10       | 100-9237 | 1    | Starter ASM   |
| 20       | 98-7735  | 1    | Stud          |
| 30       | 98-7736  | 1    | Bolt          |
| 40       | 98-7737  | 1    | Nut           |
| 50       | 98-7738  | 1    | Washer-Spring |
| 60       | 98-7739  | 1    | Nut           |
| 70       | 105-2893 | 1    | Washer-Spring |

| Ref. No. | Part No. | Qty. | Description |
|----------|----------|------|-------------|
|          |          |      |             |
|          |          |      |             |
|          |          |      |             |
|          |          |      |             |
|          |          |      |             |

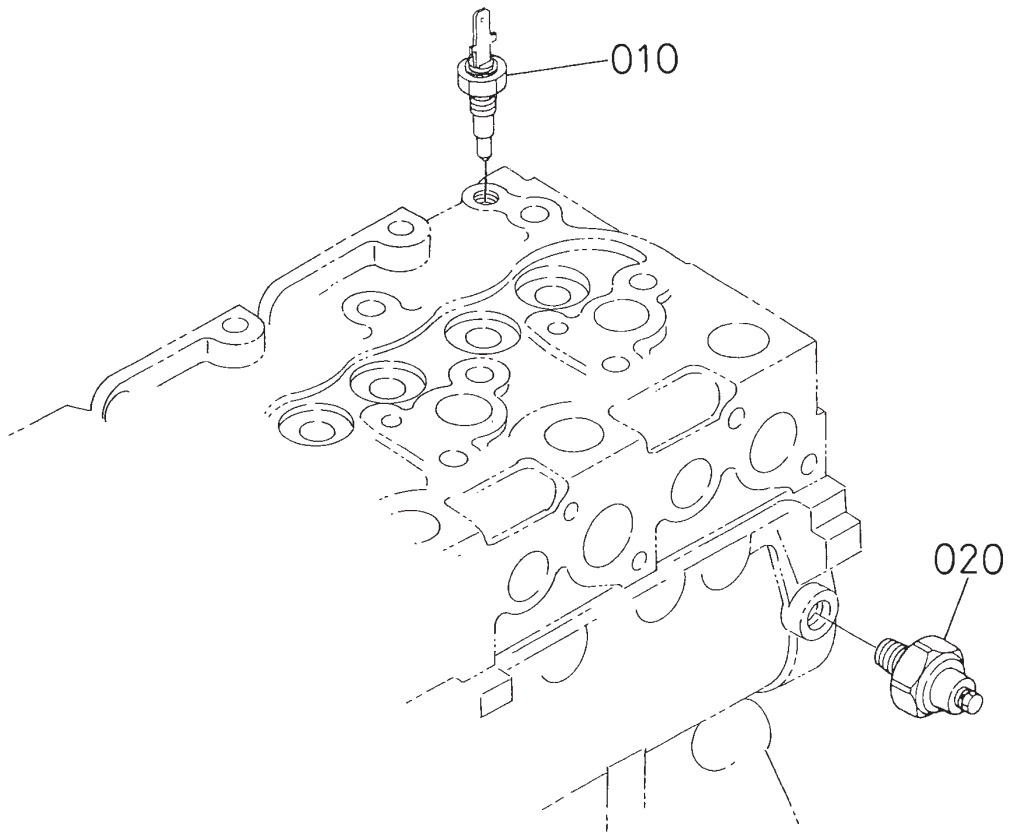


Sheet No.:64

## Starter Component Parts Assembly

| Ref. No. | Part No. | Qty. | Description          |
|----------|----------|------|----------------------|
| 10       | 100-9237 | 1    | Starter ASM          |
| 20       | 104-8608 | 1    | Yoke ASM             |
| 30       | 98-7742  | 1    | Armature ASM         |
| 40       | 98-7744  | 1    | Bearing              |
| 50       | 98-7743  | 1    | Bearing              |
| 60       | 98-7745  | 1    | Clutch-Running, Over |
| 65       | 105-2887 | 1    | Pinion-Bevel         |
| 70       | 98-7746  | 1    | Frame-End, Drive     |
| 80       | 100-9239 | 1    | Magnetic Switch ASM  |
| 90       | 98-7748  | 1    | Frame-End            |
| 100      | 98-7749  | 1    | Brush Holder ASM     |
| 110      | 98-7750  | 4    | Spring-Brush         |
| 120      | 98-7751  | 1    | Gear                 |
| 130      | 98-7752  | 1    | Retainer             |
| 140      | 98-7753  | 5    | Roller               |
| 150      | 98-7755  | 1    | Ball                 |
| 160      | 98-7754  | 1    | Spring               |
| 170      | 98-7756  | 2    | Bolt                 |
| 180      | 98-7757  | 2    | O-Ring               |
| 190      | 98-7758  | 2    | Bolt ASM             |
| 200      | 98-7759  | 1    | Pipe-Drain           |
| 210      | 105-2873 | 1    | Nut                  |
| 220      | 99-8375  | 1    | Cover                |
| 230      | 100-9240 | 2    | Bolt                 |
| 240      | 99-8376  | 1    | Nut-Hex              |
| 250      | 98-9711  | 1    | Cord-Solenoid, Stop  |

| Ref. No. | Part No. | Qty. | Description |
|----------|----------|------|-------------|
| 260      | 98-9712  | 1    | Band-Cover  |
| 270      | 105-2886 | 1    | Cover ASM   |

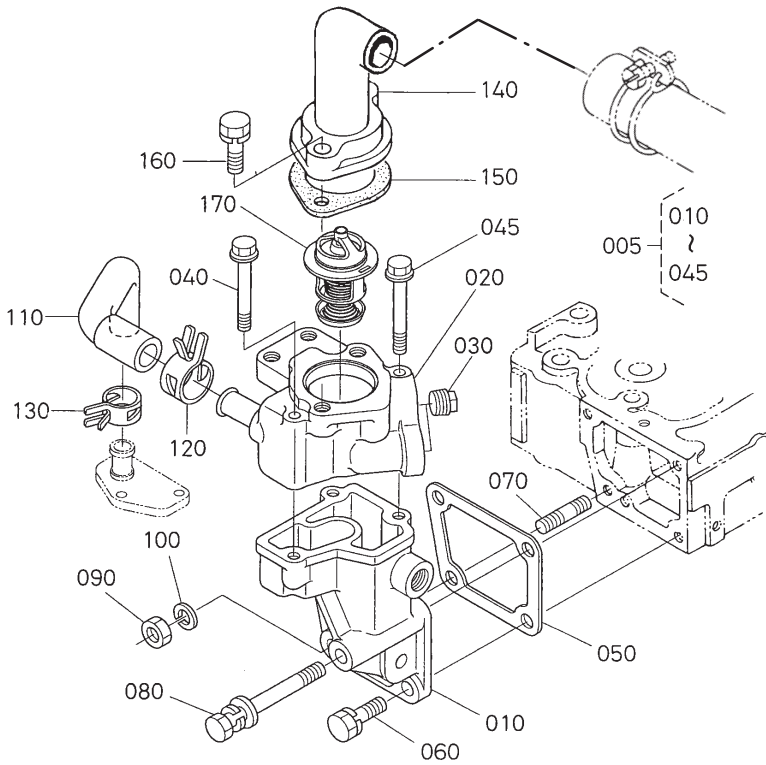


Sheet No.:65

### Oil Switch / Thermometer and Plug Assembly

| Ref. No. | Part No. | Qty. | Description  |
|----------|----------|------|--------------|
| 10       | 99-3582  | 1    | Thermoswitch |
| 20       | 98-7764  | 1    | Switch-Oil   |

| Ref. No. | Part No. | Qty. | Description |
|----------|----------|------|-------------|
|          |          |      |             |
|          |          |      |             |
|          |          |      |             |
|          |          |      |             |
|          |          |      |             |
|          |          |      |             |
|          |          |      |             |
|          |          |      |             |
|          |          |      |             |



| <u>Ref. No.</u> | <u>Part No.</u> | <u>Engine Serial #</u>       |
|-----------------|-----------------|------------------------------|
| 040             | 105-2875        | (1C1478 or earlier) (Qty. 3) |

| <u>Ref. No.</u> | <u>Part No.</u> | <u>Engine Serial #</u>     |
|-----------------|-----------------|----------------------------|
| 020             | 107-0144        | (1N0001 or newer)          |
| 040             | 105-2875        | (1E0001 or newer) (Qty. 2) |
| 045             | 107-0117        | (1E0001 or newer)          |
| 080             | 107-0115        | (1U0001 or newer)          |

Sheet No.:66

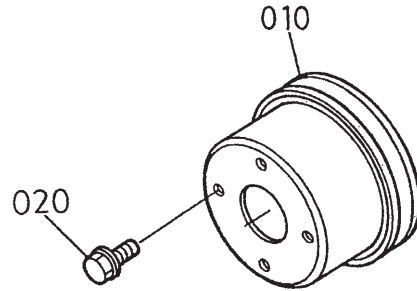
## Water Flange and Thermostat Assembly

| Ref. No. | Part No. | Qty. | Description              |
|----------|----------|------|--------------------------|
| 5        | 105-4578 | 1    | Water Flange ASM         |
| 10       | 107-0143 | 1    | Flange-Water             |
| 20       | 107-0144 | 1    | Flange-Water             |
| 30       | 105-2874 | 2    | Plug                     |
| 40       | 105-2875 | 2    | Bolt-Flange              |
| 40       | 105-2875 | 3    | Bolt-Flange              |
| 45       | 107-0117 | 1    | Bolt-Flange              |
| 50       | 105-2876 | 1    | Gasket-Flange, Water     |
| 60       | 98-7610  | 2    | Bolt                     |
| 70       | 100-1558 | 1    | Stud-Manifold, Exhaust   |
| 80       | 107-0115 | 1    | Bolt                     |
| 90       | 98-7534  | 1    | Nut                      |
| 100      | 105-2893 | 1    | Washer-Spring            |
| 110      | 105-2878 | 1    | Pipe-Return, Water       |
| 120      | 98-9714  | 1    | Clamp-Hose               |
| 130      | 105-2879 | 1    | Clamp-Hose               |
| 140      | 100-9244 | 1    | Cover-Thermostat         |
| 150      | 105-2880 | 1    | Gasket-Cover, Thermostat |
| 160      | 98-7777  | 2    | Bolt                     |
| 170      | 105-2881 | 1    | Thermostat ASM           |

| Ref. No. | Part No. | Qty. | Description |
|----------|----------|------|-------------|
|          |          |      |             |
|          |          |      |             |
|          |          |      |             |
|          |          |      |             |





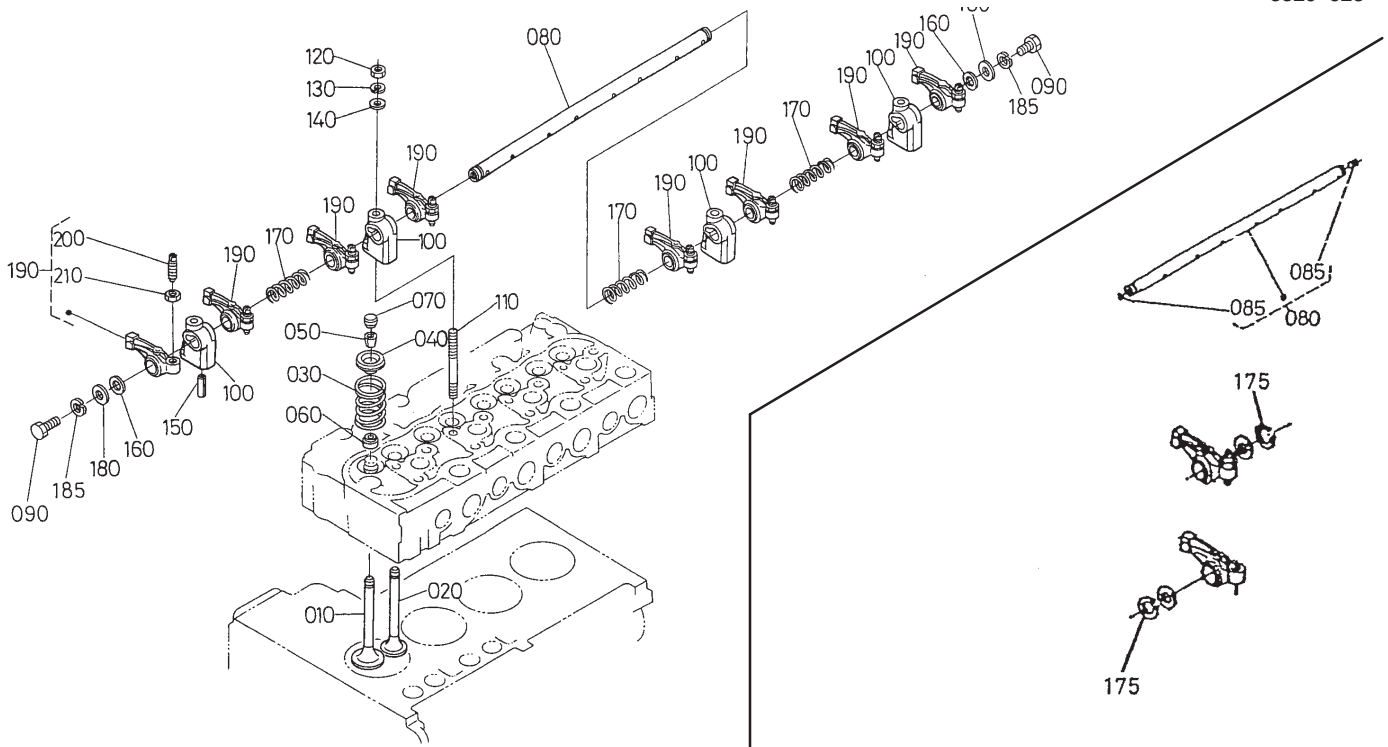


Sheet No.:70

### Fan Assembly

| Ref. No. | Part No. | Qty. | Description |
|----------|----------|------|-------------|
| 10       | 98-7702  | 1    | Pulley-Fan  |
| 20       | 99-8363  | 4    | Bolt-Flange |

| Ref. No. | Part No. | Qty. | Description |
|----------|----------|------|-------------|
|----------|----------|------|-------------|



| <u>Ref. No.</u> | <u>Part No.</u> | <u>Engine Serial #</u>     |
|-----------------|-----------------|----------------------------|
| 080             | 107-0134        | (2A0001 or newer)          |
| 090             | 98-7884         | (2A0001 or newer)          |
| 180             | 98-7698         | (2A0001 or newer)          |
| 185             | 105-2893        | (2A0001 or newer) (Qty. 2) |

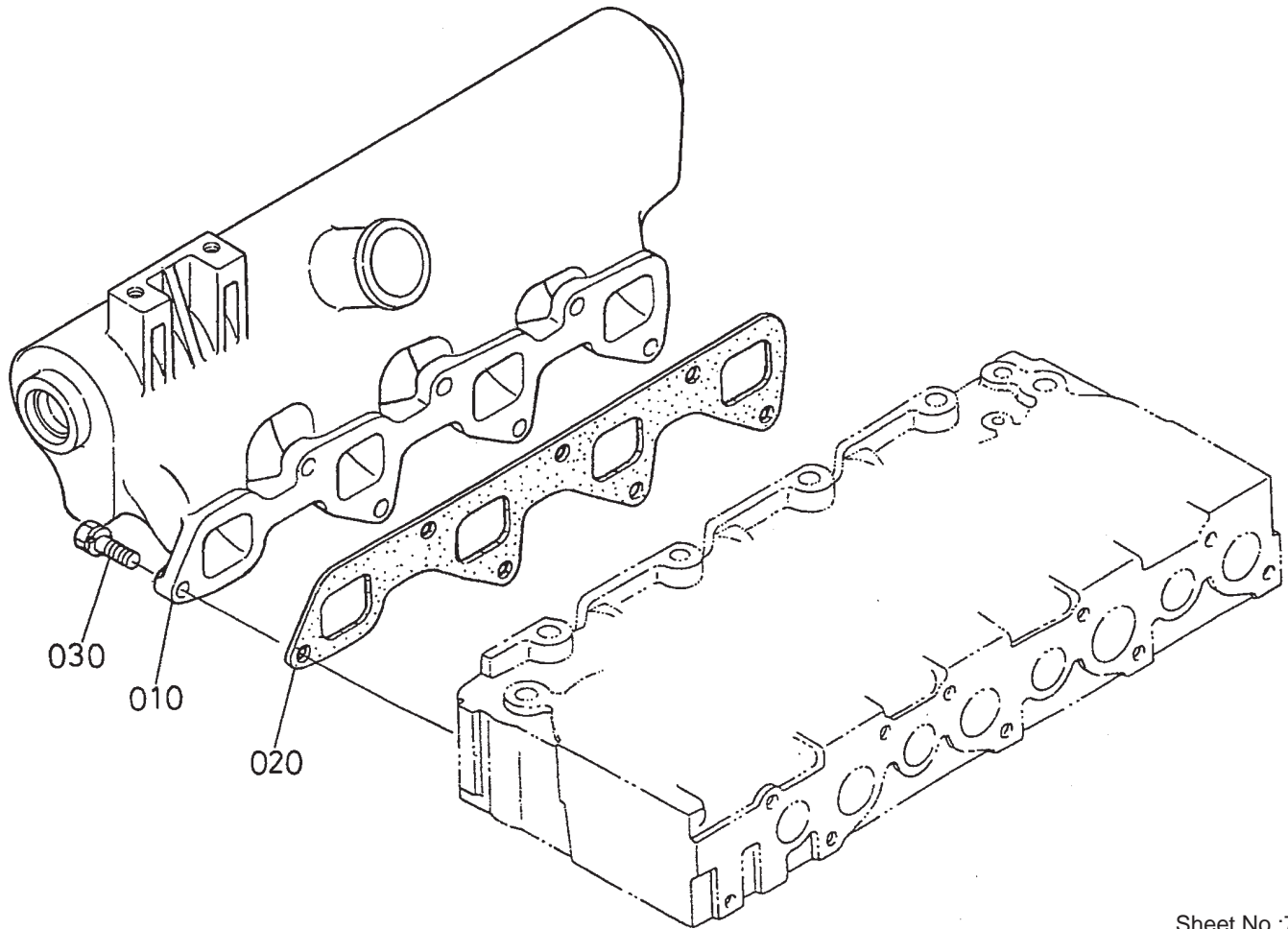
| <u>Ref. No.</u> | <u>Part No.</u> | <u>Engine Serial #</u> |
|-----------------|-----------------|------------------------|
| 080             | 98-7798         | (1Y1240 or earlier)    |
| 085             | 107-0135        | (1Y1240 or earlier)    |
| 175             | 98-7808         | (1Y1240 or earlier)    |

Sheet No.:71

## Valve and Rocker Arm Assembly

| Ref. No. | Part No. | Qty. | Description             |
|----------|----------|------|-------------------------|
| 10       | 98-7791  | 4    | Valve-Inlet             |
| 20       | 100-9281 | 4    | Valve-Exhaust           |
| 30       | 98-7793  | 8    | Spring-Valve            |
| 40       | 98-7794  | 8    | Retainer-Spring, Valve  |
| 50       | 98-7795  | 8    | Collet-Spring, Valve    |
| 60       | 98-7796  | 8    | Seal-Stem, Valve        |
| 70       | 98-7797  | 8    | Cap-Valve               |
| 80       | 107-0134 | 1    | Shaft-Arm, Rocker       |
| 80       | 98-7798  | 1    | Rocker Arm Shaft<br>ASM |
| 85       | 107-0135 | 2    | Screw-Set               |
| 90       | 98-7884  | 2    | Bolt                    |
| 100      | 98-7800  | 4    | Bracket-Arm, Rocker     |
| 110      | 98-7801  | 4    | Stud                    |
| 120      | 98-7534  | 4    | Nut                     |
| 130      | 105-2893 | 4    | Washer-Spring           |
| 140      | 98-7536  | 4    | Washer-Plain            |
| 150      | 98-7805  | 1    | Pin-Spring              |
| 160      | 98-7806  | 2    | Washer                  |
| 170      | 98-7807  | 3    | Spring-Arm, Rocker      |
| 175      | 98-7808  | 2    | Clip-Cir., External     |
| 180      | 98-7698  | 2    | Washer-Plain            |
| 185      | 105-2893 | 2    | Washer-Spring           |
| 190      | 98-7809  | 8    | Rocker Arm ASM          |
| 200      | 98-7810  | 8    | Screw-Adjusting         |
| 210      | 98-7811  | 8    | Nut                     |

| Ref. No. | Part No. | Qty. | Description |
|----------|----------|------|-------------|
|          |          |      |             |



Sheet No.:72

### Inlet Manifold Assembly

| Ref. No. | Part No. | Qty. | Description        |
|----------|----------|------|--------------------|
| 10       | 100-9283 | 1    | Inlet-Manifold     |
| 20       | 100-9284 | 1    | Gasket-In Manifold |
| 30       | 98-7610  | 7    | Bolt               |

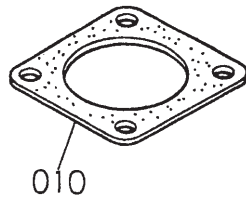
| Ref. No. | Part No. | Qty. | Description |
|----------|----------|------|-------------|
|          |          |      |             |
|          |          |      |             |
|          |          |      |             |
|          |          |      |             |
|          |          |      |             |
|          |          |      |             |
|          |          |      |             |
|          |          |      |             |
|          |          |      |             |









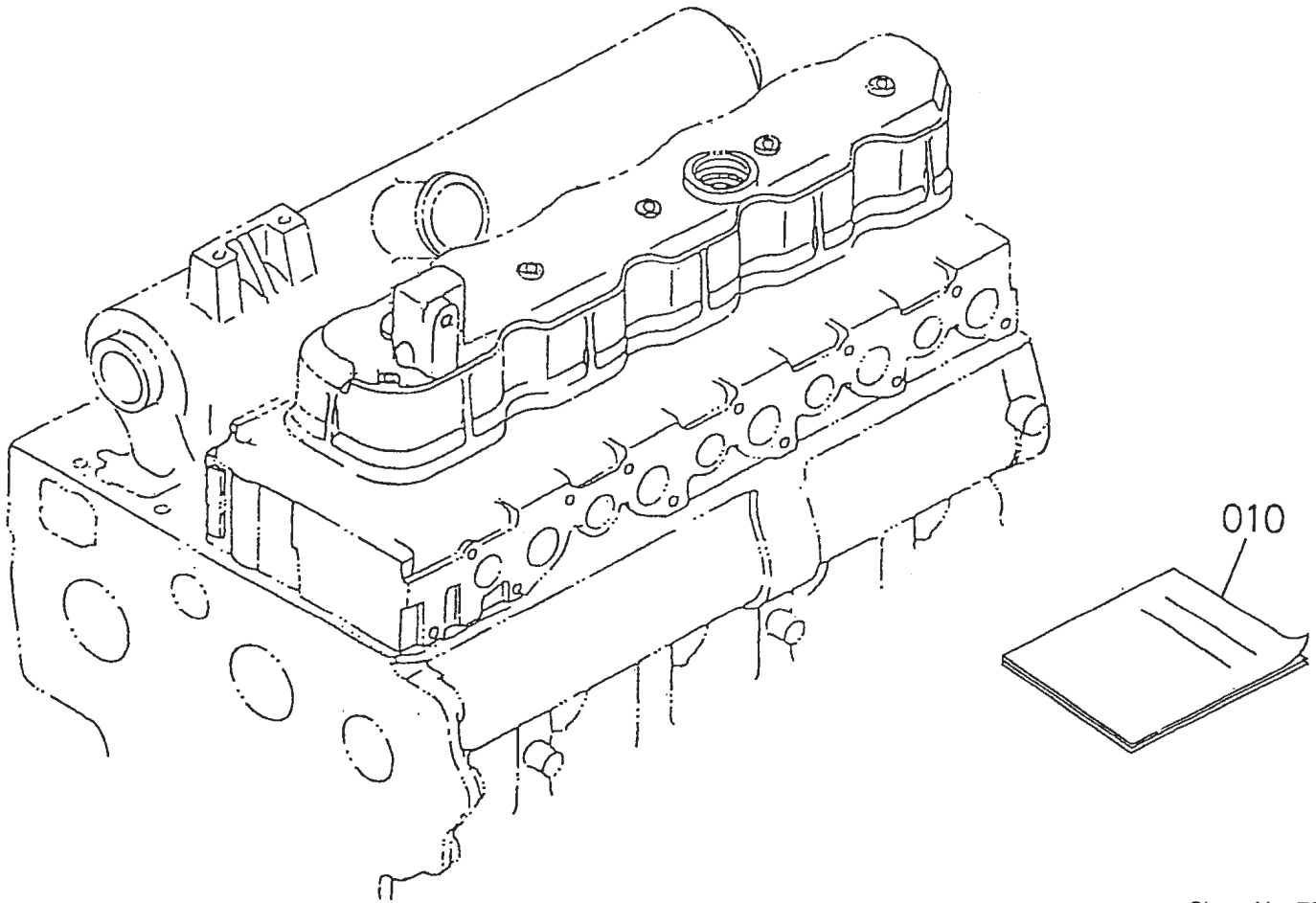


Sheet No.:77

### Muffler Gasket and Glow Controller

| Ref. No. | Part No. | Qty. | Description     |
|----------|----------|------|-----------------|
| 10       | 100-9333 | 1    | Gasket-Muffler  |
| 20       | 98-7611  | 1    | Controller-Glow |

| Ref. No. | Part No. | Qty. | Description |
|----------|----------|------|-------------|
|          |          |      |             |

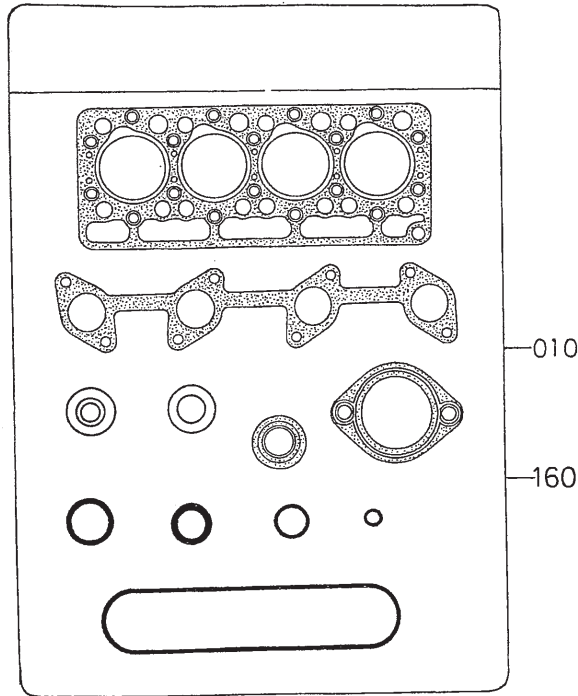


Sheet No.:78

## Engine Operator's Manual

| Ref. No. | Part No. | Qty. | Description        |
|----------|----------|------|--------------------|
| 10       | 100-9335 | 1    | Manual-Instruction |

| Ref. No. | Part No. | Qty. | Description |
|----------|----------|------|-------------|
|          |          |      |             |



Sheet No.:79

### Gasket Kit

| Ref. No. | Part No. | Qty. | Description      |
|----------|----------|------|------------------|
| 10       | 100-9337 | 1    | Upper Gasket Kit |
| 160      | 98-7888  | 1    | Lower Gasket Kit |

| Ref. No. | Part No. | Qty. | Description |
|----------|----------|------|-------------|
|----------|----------|------|-------------|









