



**Count on it.**

**Parts Catalog**

**Groundsmaster® 4010**

**Rotary Mower**

Model No. 30636—Serial No. 414952783 and Up



# Ordering Replacement Parts

To order replacement parts, please supply the part number, the quantity, and the description of each part desired.

## Understanding Reference Numbers

Each identified part in an illustration has a reference number. The reference number for a part also appears in the parts list, along with other information about the part.

This catalog uses two special reference number formats, one to indicate parts in a service assembly and another to indicate the quantity of a given part in an illustration.

## Service Assembly Reference Numbers

Parts in service assemblies have reference numbers in the form a:b. The a represents the reference number of the entire service assembly and the b represents a sequential number unique to each part within the service assembly.

For example, a wheel assembly might be identified by reference number 6, the tire by 6:1, the valve by 6:2, and the wheel by 6:3. When you order the assembly identified by reference number 6, you receive all parts identified by reference numbers 6:1, 6:2, and 6:3. However, you may also order any part individually. Reference numbers of this type appear in illustration and in parts lists.

## Reference Numbers Indicating Quantity

In an illustration, if a reference number indicates more than one part, the reference number has the form nX y. The n represents the quantity of the part, the X is the multiplication symbol, and the y represents the reference number.

For example, in an illustration, the reference number 2X 37 means that two of the parts identified by reference number 37 are indicated.

# Contents

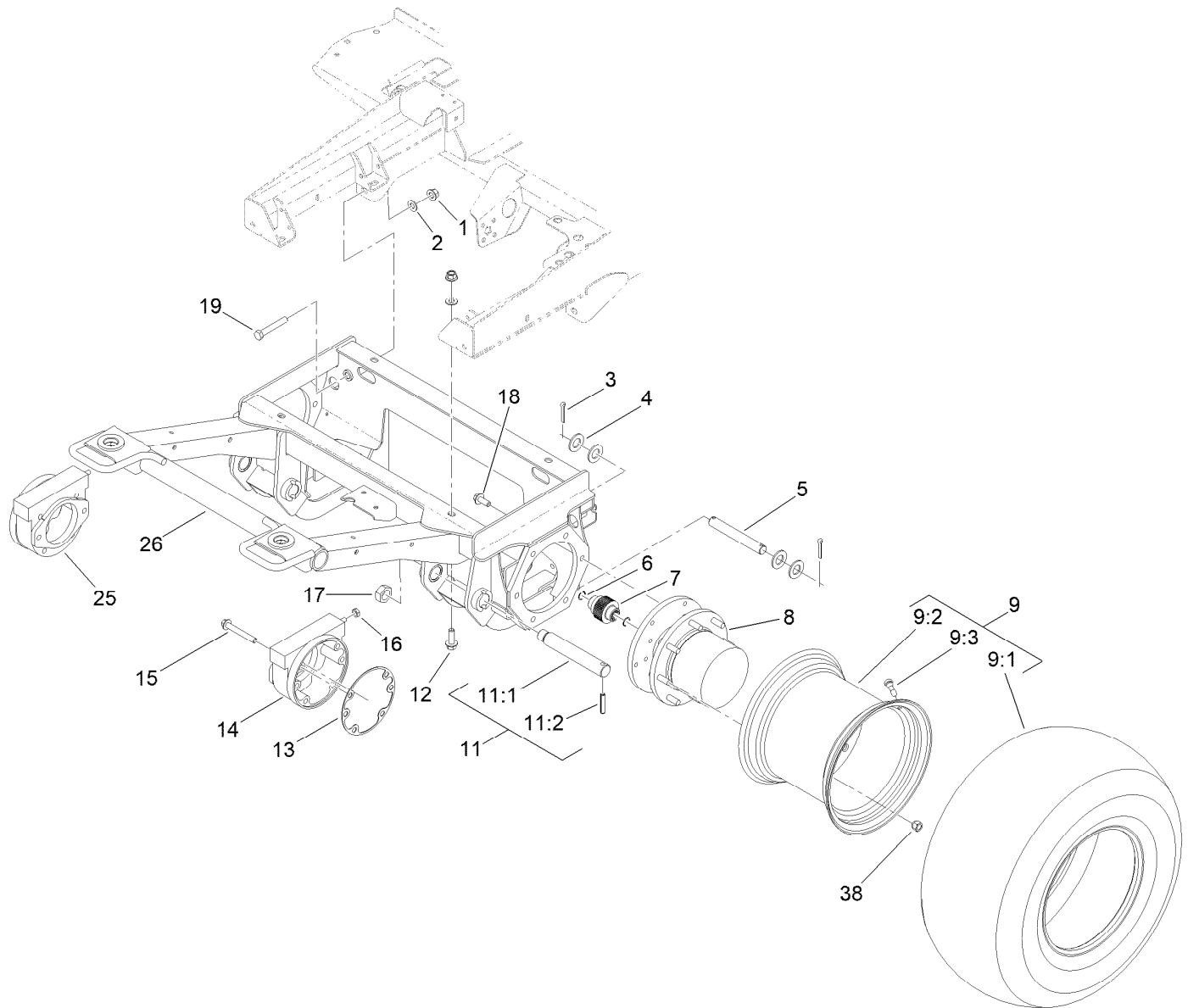
Front Frame and Steering Assembly	6
Planetary Assembly No. 136-2913	7
LH Brake Assembly No. 100-3070-03	8
RH Brake Assembly No. 100-3069-03	9
Battery, Shield and Rear Cover Assembly	10
Wing Lift Arm Assembly	12
Hydraulic Cylinder Assembly No. 139-0956	14
Impact Arm Assembly	16
Frame, Bumper and Proximity Sensor Assembly	18
Cab Step Assembly	20
Flywheel and Motor Mount Assembly	22
Radiator Assembly	24
Fan Mounting and Hardline Assembly	26
Hydraulic Motor Assembly No. 137-5571	28
Engine and Controller Assembly	29
Air Conditioner Compressor Assembly	30
Washer Fluid Bottle Assembly	31
Rear Axle and Steering Cylinder Assembly	32
Bevel Pinion Shaft Assembly Rear Axle Assembly No. 110-4750	34
Differential Assembly Rear Axle Assembly No. 110-4750	35
Axle Support Assembly Rear Axle Assembly No. 110-4750	36
Bevel Gear Case Assembly Rear Axle Assembly No. 110-4750	37
Bevel Gear Shaft Assembly Rear Axle Assembly No. 110-4750	38
Axle Case Assembly Rear Axle Assembly No. 110-4750	39
Axle Assembly Rear Axle Assembly No. 110-4750	40
Hydraulic Motor Assembly No. 120-8814	41
Steering Cylinder Assembly No. 121-1534	42
Hydraulic Fitting Assembly	43
Hose and Tube Routing Assembly	44
Fuel Tank and Air Cleaner Assembly	45
Air Cleaner Assembly No. 99-5410	46
Hood Assembly	48
Fuel/Water Separator and Shield Assembly	50
Front Deck Installation Assembly	52
Hydraulic Motor Assembly No. 127-3694	54
Lift Cylinder Assembly No. 120-8802	55
Front Deck Hydraulic Fitting Assembly	56
Front Deck Hose Routing Assembly	57
Front Deck Idler and Skid Assembly	58
Double Driven Spindle Assembly No. 139-1037	60
High Driven Spindle Assembly No. 139-1038	62
Front Deck Caster Arm and Wheel Assembly	64
Front Deck Driving Spindle Assembly	66
Driving Spindle Assembly No. 139-1035	68
Front Deck Cutting Chamber, Cover and Roller Assembly	70
Right Deck Mount Assembly	72
Right Deck Hydraulic Fitting Assembly	74
Right Deck Hose Assembly	76
Right Deck, Idler and Skid Assembly	78
Low Driven Spindle Assembly No. 139-1039	80
Right Hand and Left Hand Castor Arm and Wheel Assembly	82
LH and RH Deck Driving Spindle Assembly	84
Right Deck Discharge Chamber and Cover Assembly	86
Left Deck Mount Assembly	88

# Contents (continued)

Left Deck Hydraulic Fitting Assembly .....	90
Left Deck Hose Assembly .....	92
Left Deck, Idler and Skid Assembly .....	94
Left Deck Discharge Chamber and Cover Assembly .....	96
Traction Pedal and Platform Assembly .....	98
Brake Pedal Assembly .....	100
Seat Base and Seat Assembly .....	102
Air Ride Seat Suspension Assembly No. 130-2702 .....	104
Cloth Premium Seat Assembly No. 117-9429 .....	106
Steering and Controller Assembly .....	108
Steering Column Assembly No. 132-6230 .....	110
RH Fender Assembly .....	112
LH Fender Assembly .....	114
Acoustic Foam, Panel and Cover Assembly .....	116
Platform Wire Harness and Fuse Assembly .....	117
Rear Wire Harness Assembly .....	118
Battery Cable and Ground Assembly .....	119
Engine Harness Assembly .....	120
Piston Pump and Gear Pump Assembly .....	122
4-Section Gear Pump Assembly No. 120-8904 .....	124
Hydraulic Pump Assembly No. 132-6100 .....	126
Combination Manifold Assembly .....	128
Combination Manifold Assembly No. 137-5582 .....	130
Manifold Block Assembly .....	132
Left PTO Manifold Assembly No. 131-1249 .....	134
Rear Traction Manifold Assembly No. 121-1530 .....	135
Center and Right PTO Manifold Assembly No. 131-1248 .....	136
Flow Divider Manifold Assembly No. 121-1550 .....	137
Drive Motor, Steer Valve and Filter Head Assembly .....	138
Hydraulic Motor Assembly No. 120-8812 .....	140
Steering Valve Assembly No. 132-6256 .....	142
Hydraulic Reservoir Assembly .....	144
Lift, Steer and Fan Hydraulic Assembly .....	146
Oil Cooler Hydraulic Assembly .....	148
Traction Hydraulic Assembly .....	149
Cab Tool Box and Flooring Assembly .....	150
Armrest Control Panel Assembly .....	152
Frame, Mount and Seal Assembly .....	154
Cab Headliner Assembly .....	156
Air Conditioning Duct Assembly No. 132-3468 .....	158
Fan Panel Assembly No. 132-3488 .....	160
Window, Door and Striker Assembly .....	162
RH Door Assembly .....	164
LH Door Assembly .....	166
Engine Hose Routing Assembly .....	168
Pre-Filter Screen Assembly .....	170
Interior Foam Assembly .....	172
Roof and Headliner Assembly .....	174
Headliner Wire Harness and Control Assembly .....	176
Wire Harness Assembly No. 122-2129 .....	178
Mixing Box Mounting Bracket and Water Tray Assembly .....	180
Blower Fan and Evaporator Core Assembly .....	182
Heat/Air Conditioner Housing Assembly .....	184
Air Diverter and Expansion Valve Assembly .....	186

# Contents (continued)

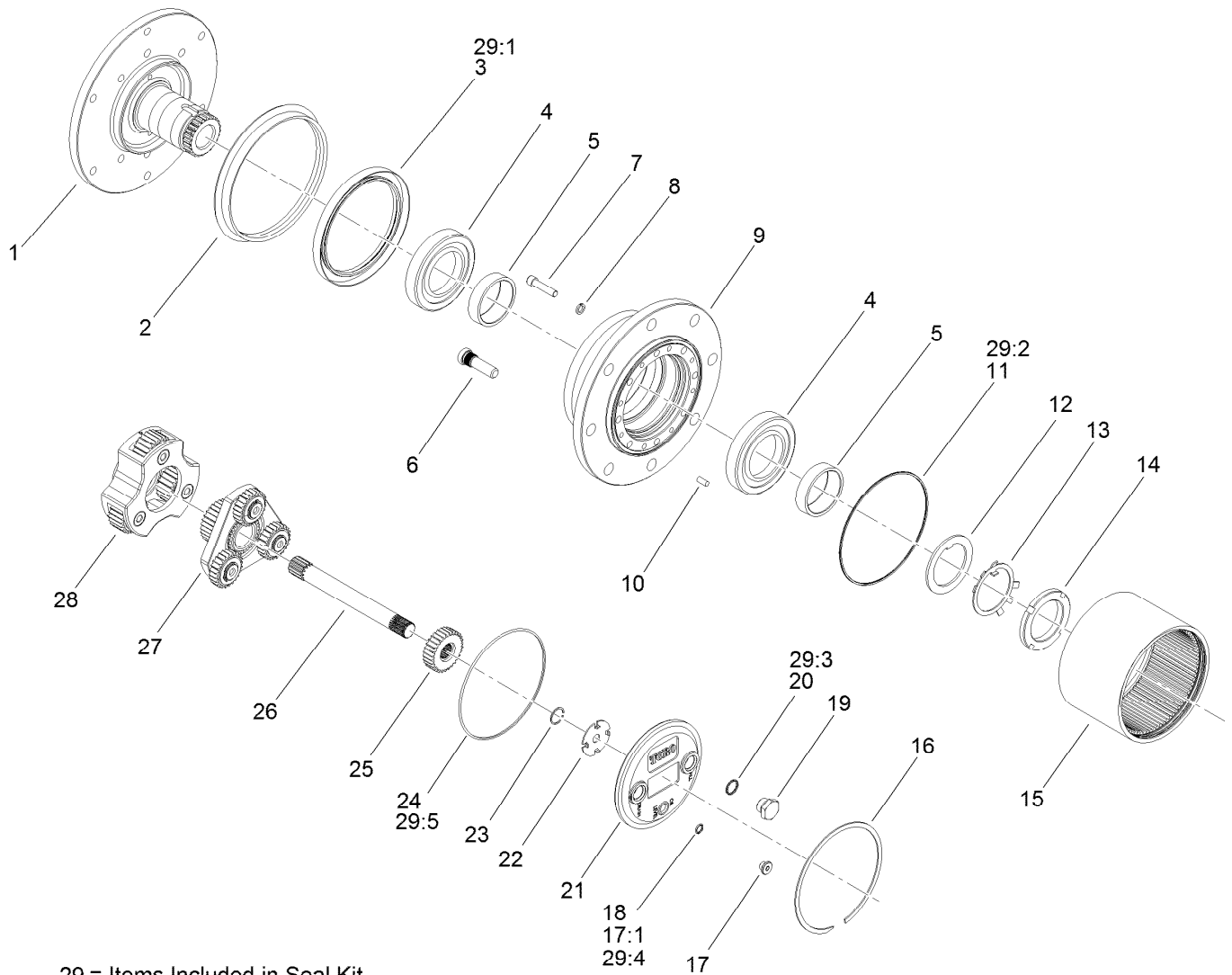
Air Diverter Assembly No. 121-8369 . . . . .	188
Cylinder Block Assembly . . . . .	190
Gear Housing Assembly . . . . .	191
Flywheel Housing and Oil Sump Assembly . . . . .	192
Cylinder Head and Cover Assembly . . . . .	194
Suction Manifold Assembly . . . . .	196
Exhaust Manifold Assembly . . . . .	197
Diesel Particulate Filter Assembly . . . . .	198
Camshaft and Driving Gear Assembly . . . . .	200
Turbine Assembly . . . . .	201
Crankshaft and Piston Assembly . . . . .	202
Lubrication and Oil System Assembly . . . . .	203
Lubrication Oil Line Assembly . . . . .	204
Cooling Water System Assembly . . . . .	205
Fuel System Assembly . . . . .	206
Fuel Injection Valve Assembly . . . . .	207
Fuel Line Assembly . . . . .	208
Starting Motor Assembly . . . . .	209
Generator Assembly . . . . .	210
Electric Parts Assembly . . . . .	211
Gasket Set . . . . .	212
Attachments and Accessories . . . . .	214



## Front Frame and Steering Assembly

Ref.	Part Number	Qty.	Description	Ref.	Part Number	Qty.	Description
1	99-5107	6	Nut-Lock	11:1	140-6348	1	Pin-Lift Arm
2	3256-26	6	Washer-Flat	11:2	32121-110	1	Pin-Roll, Slotted
3	3272-30	4	Pin-Cotter	12	100-6116	4	Screw-HHF
4	3256-29	8	Washer-Flat	13	93-7984	2	Gasket
5	110-6006	2	Pin-Clevis	14	100-3070	1	LH Brake ASM
6	93-7972	4	Ring-Retaining, Internal	15	33106-080	8	Screw-HHF
7	100-3046	2	Shaft-Brake, Splined	16	3218-4	2	Nut-Jam
8	136-2913	2	Planetary ASM	17	3296-49	2	Nut-Lock, NI
9		2	Wheel And Tire ASM ●	18	33106-030	12	Screw-HHF
9:1	119-8313	1	Tire	19	325-13	2	Screw-HH
9:2	136-4391	1	Rim	25	100-3069	1	RH Brake ASM
9:3	232-27	1	Stem-Valve	26	132-6250-03	1	Frame-Front
11	140-6337	2	Pin ASM	38	242-50	16	Nut-Lug

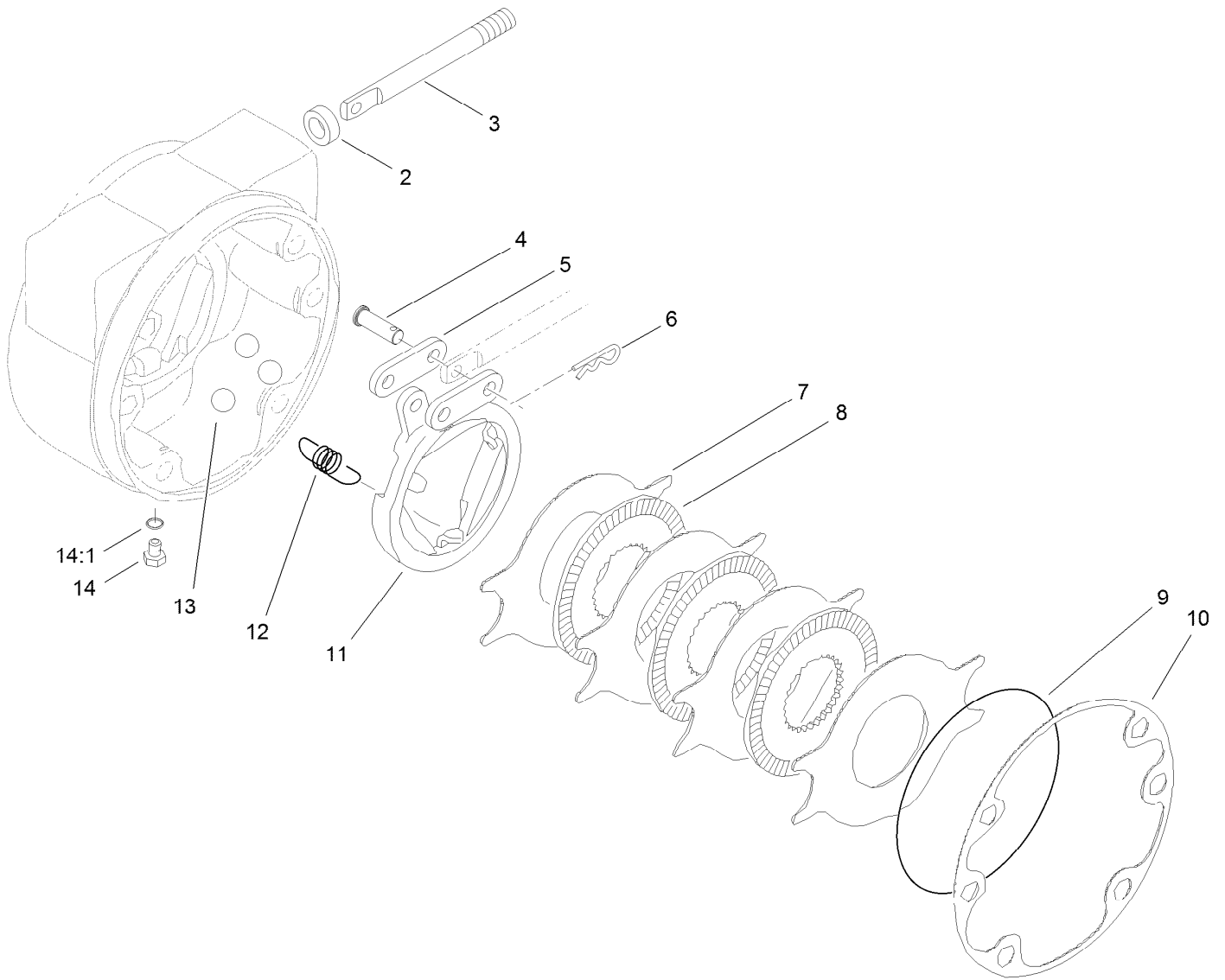
● Not serviced separately



## Planetary Assembly No. 136-2913

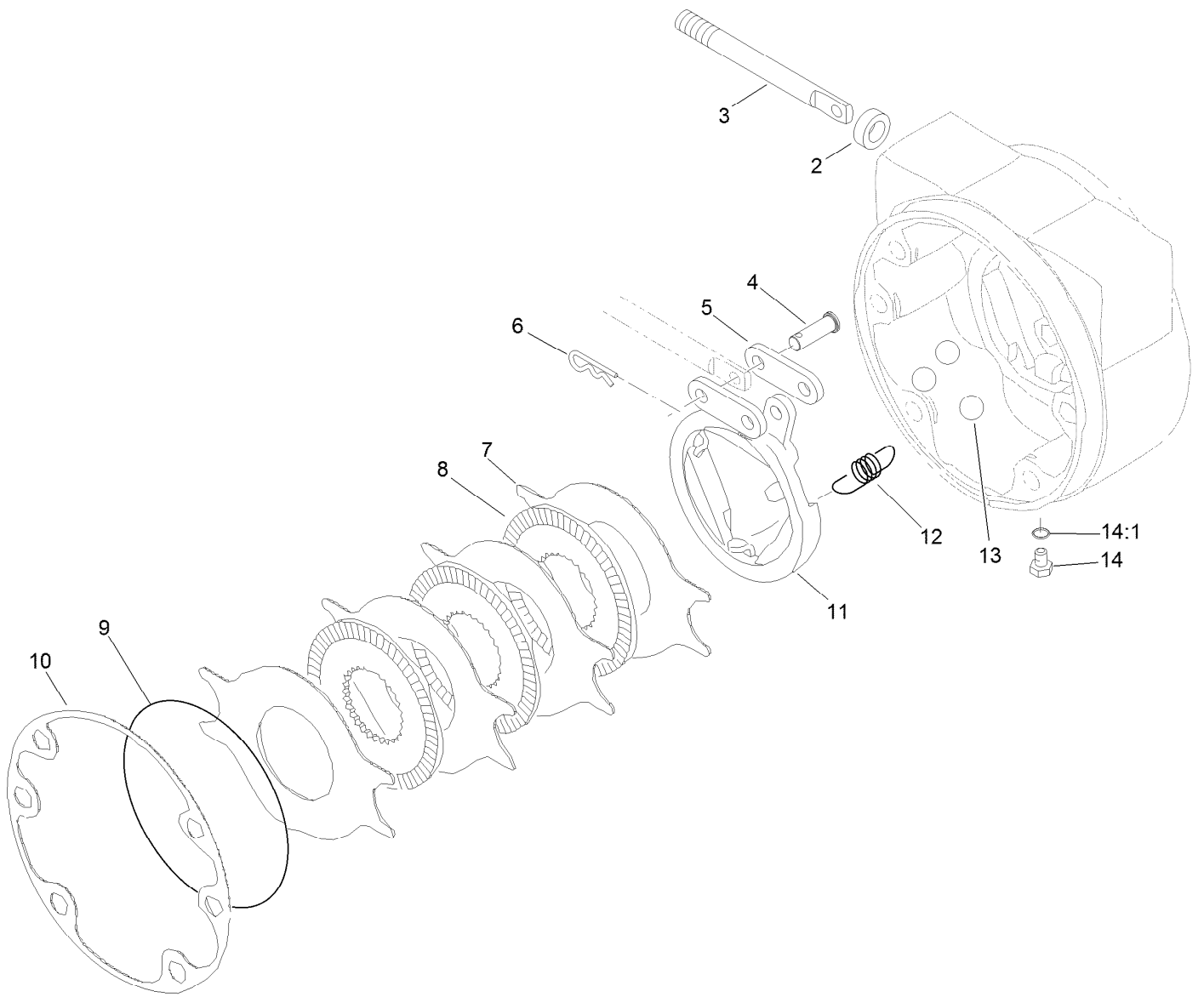
Ref.	Part Number	Qty.	Description	Ref.	Part Number	Qty.	Description
1		1	Spindle ●	18	237-78	1	O-Ring
2	138-1204	1	Seal-Boot	19	138-1211	2	Plug-Flange, Magnetic
3		1	Seal-Lip ●	20	138-1212	2	O-Ring
4	138-1205	2	Bearing-Cup	21	138-1213	1	Cap-End
5	138-1206	2	Bearing-Cone	22	138-1214	1	Washer-Thrust, Sun
6	105-8124	8	Stud-Wheel	23	105-8131	2	Ring-Retaining
7	138-1207	8	Screw-Socket Head	24		1	O-Ring ●
8	138-1208	8	Washer-Lock	25	138-1215	1	Gear-Primary, Sun
9		1	Housing ●	26	138-1216	1	Shaft-Drive
10	105-8121	4	Pin-Dowel	27	138-1217	1	Primary Carrier ASM
11		1	O-Ring ●	28	138-1218	1	Secondary Carrier ASM
12	138-6928	1	Spacer	29	138-1219	1	Seal Kit
13	138-6929	1	Washer	29:1		1	Seal-Lip ●
14	138-6930	1	Nut-Lock	29:2		1	O-Ring ●
15	138-1209	1	Gear-Ring	29:3		1	O-Ring ●
16	138-1210	1	Ring-Snap	29:4		1	O-Ring ●
17	353-990	1	Plug ASM	29:5		1	O-Ring ●
17:1	237-78	1	O-Ring				

● Not serviced separately



## LH Brake Assembly No. 100-3070-03

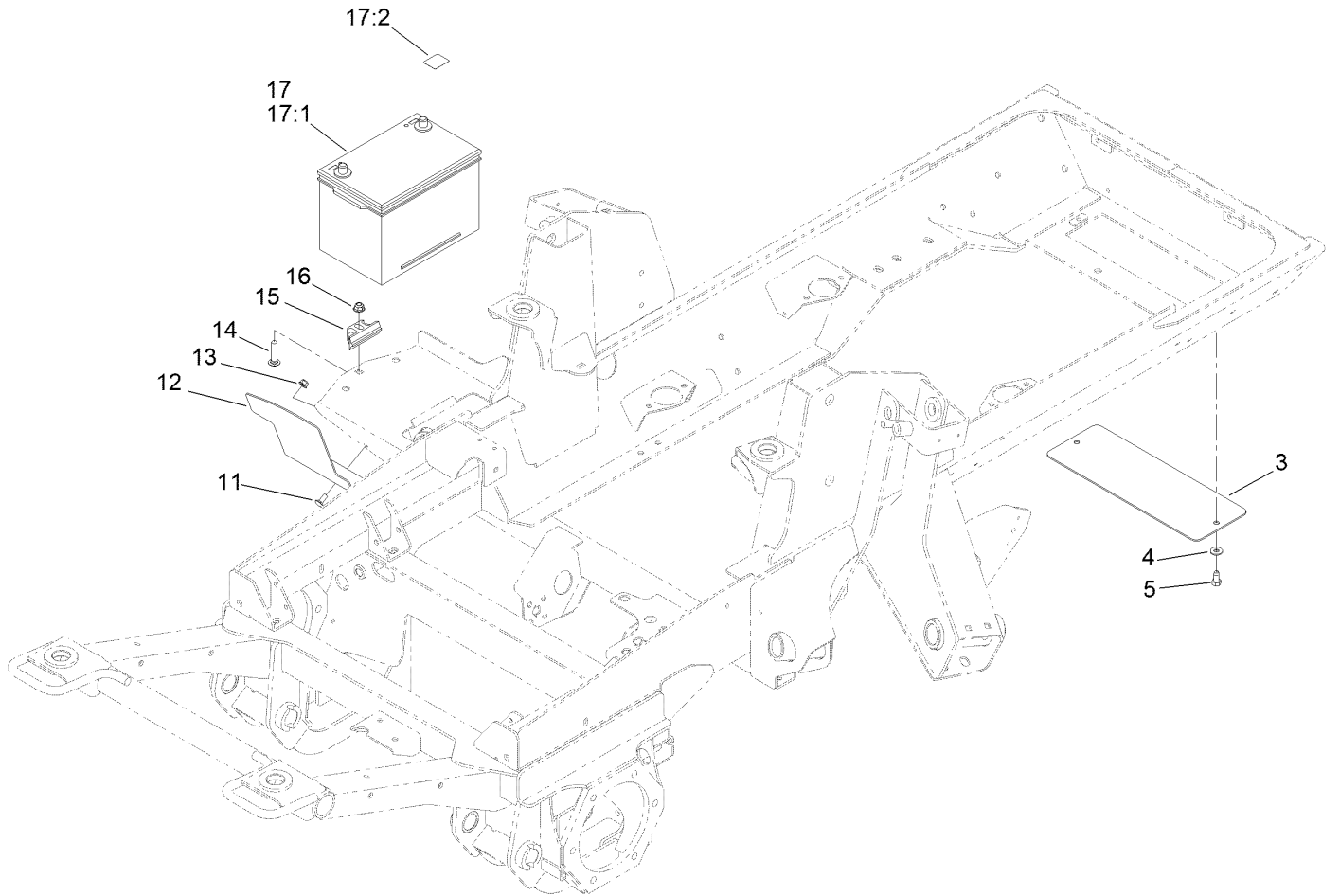
<i>Ref.</i>	<i>Part Number</i>	<i>Qty.</i>	<i>Description</i>
2	93-7977	1	Seal
3	93-7978	1	Rod-Pull
4	93-7983	2	Pin-Clevis
5	93-7980	2	Link
6	93-7979	2	Pin-Hitch
7	93-7986	4	Disc-Stationary
8	104-4278	3	Disc-Rotating
9	93-7976	1	Ring-Retaining
10	93-7984	1	Gasket
11	104-4279	1	Actuator-Rotating
12	93-7987	3	Spring-Extension
13	93-7985	3	Ball
14	353-990	2	Plug ASM
14:1	237-78	1	O-Ring



## RH Brake Assembly No. 100-3069-03

<i>Ref.</i>	<i>Part Number</i>	<i>Qty.</i>	<i>Description</i>
2	93-7977	1	Seal
3	93-7978	1	Rod-Pull
4	93-7983	2	Pin-Clevis
5	93-7980	2	Link
6	93-7979	2	Pin-Hitch
7	93-7986	4	Disc-Stationary
8	104-4278	3	Disc-Rotating
9	93-7976	1	Ring-Retaining
10	93-7984	1	Gasket
11	104-4280	1	Actuator-Rotating
12	93-7987	3	Spring-Extension
13	93-7985	3	Ball
14	353-990	2	Plug ASM
14:1	237-78	1	O-Ring

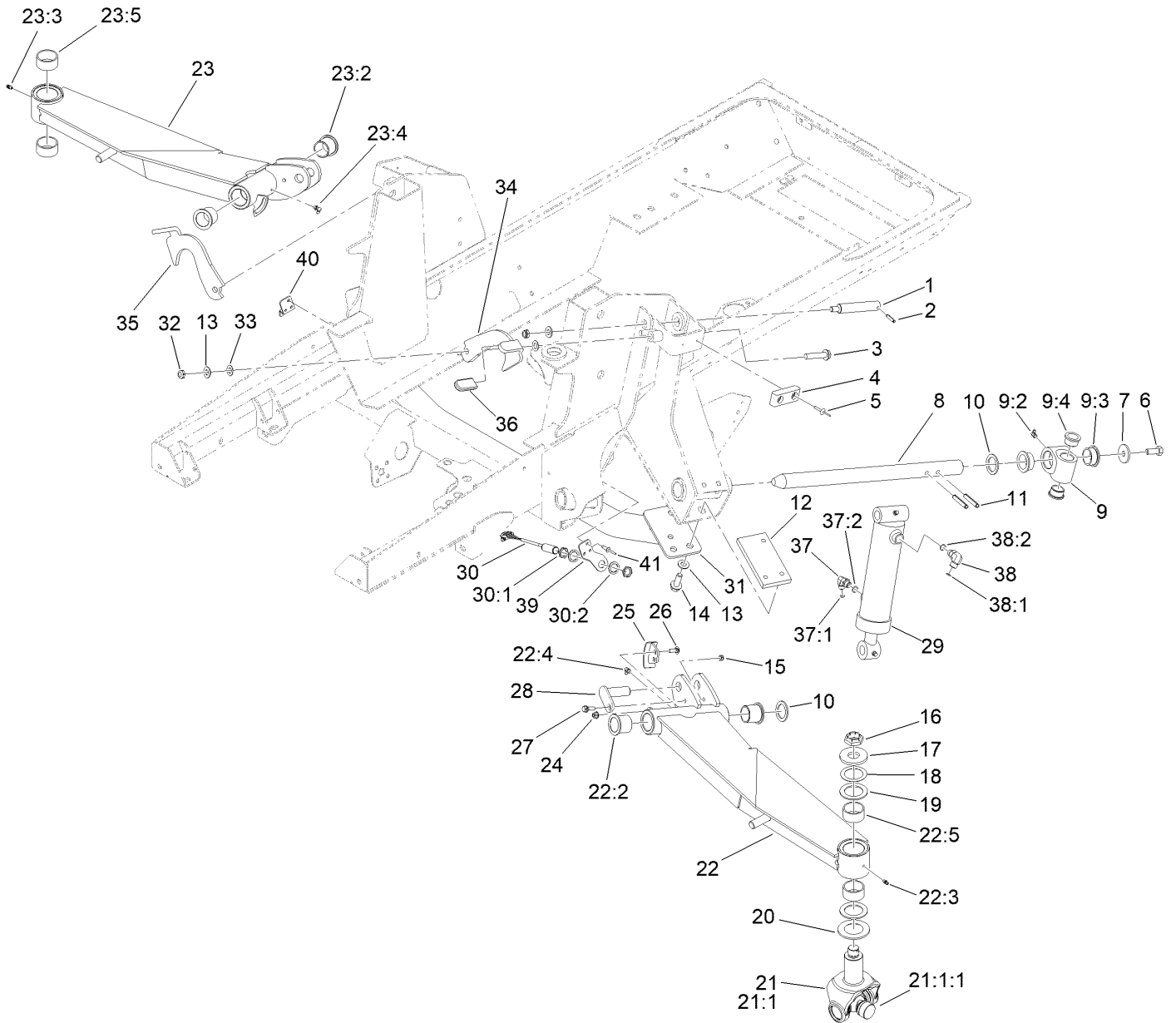
# Battery, Shield and Rear Cover Assembly



## Battery, Shield and Rear Cover Assembly (continued)

<i>Ref.</i>	<i>Part Number</i>	<i>Qty.</i>	<i>Description</i>	<i>Ref.</i>	<i>Part Number</i>	<i>Qty.</i>	<i>Description</i>
3	131-1246-0P	1	Plate-Cover	14	3231-5	1	Screw-CARR
4	3256-3	2	Washer-Flat	15	138-6335	1	Retainer-Battery
5	32104-6	2	Screw-HH, TAP	16	104-8301	1	Nut-HF, NI
11	3230-23	2	Bolt-CARR	17	139-1005	1	Battery Kit
12	121-1512-0P	1	Shield, Battery	17:1	127-7507	1	Battery
13	104-8300	2	Nut-HF, NI	17:2	139-1006	1	Decal

# Wing Lift Arm Assembly

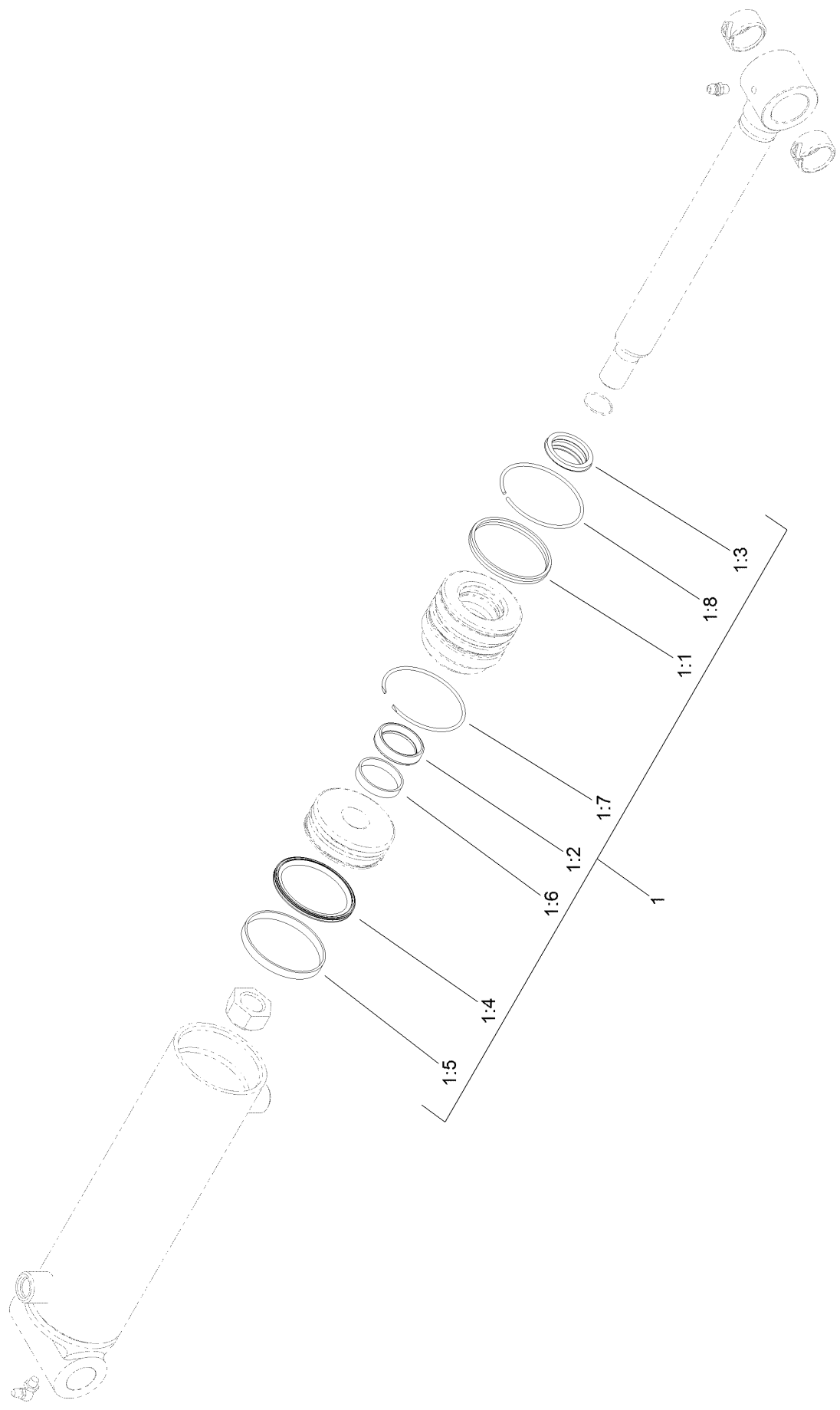


## Wing Lift Arm Assembly (continued)

<i>Ref.</i>	<i>Part Number</i>	<i>Qty.</i>	<i>Description</i>	<i>Ref.</i>	<i>Part Number</i>	<i>Qty.</i>	<i>Description</i>
1	104-3537	2	Pin-Cylinder	22:5	114-5596	2	Bushing-Straight
2	32121-9	2	Pin-Roll, Slotted	23	145-8346	1	Lift Arm ASM
3	3234-46	2	Screw-HHF	23:2	69-6470	2	Bushing-Caster
4	86-5350	2	Bumper-Rubber	23:3	302-5	1	Fitting-Grease
5	3269-11	4	Rivet-Pop	23:4	302-60	1	Fitting-Grease
6	325-5	2	Screw-HH	23:5	114-5596	2	Bushing-Straight
7	106-2008	2	Washer-Thrust	24	104-8300	4	Nut-HF, NI
8	121-3882	2	Shaft-Pivot, Lift Arm	25	132-1429	2	Sensor-Trigger
9	138-5253	2	Pivot Hub ASM	26	3230-16	4	Screw-CARR
9:2	302-60	1	Fitting-Grease	27	27-0410	2	Screw-Shoulder
9:3	115-5469	2	Bushing-Flange	28	131-4305	2	Pin
9:4	114-5680	2	Bushing-Flange	29	139-0956	2	HYD Cylinder ASM
10	256-304	4	Washer-Thrust	30	115-5300	2	Proximity Switch ASM
11	117-5479	4	Pin-Spring	30:1	117-3207	2	Nut-Hex
12	120-8859	2	Block-Tapped	30:2	117-3208	2	Washer-Lock, Internal Tooth
13	3256-26	10	Washer-Flat	31	120-9000-03	1	Crossmember
14	100-6116	6	Screw-HHF	32	3296-45	4	Nut-Hex
15	3296-47	2	Nut-Lock,NI	33	104-3577	4	Washer
16	116-1399	2	Locknut	34	136-4395-03	1	Latch-Deck, LH
17	104-0719	2	Washer-Hardened	35	136-4394-03	1	Latch-Deck, RH
18	114-5641	2	Washer-Thrust	36	48-7081	2	Grip-Plastic
19	104-0721	4	Washer-Thrust	37	340-82	2	Fitting-Elbow, 90 DEG
20	104-0720	2	Spacer	37:1	237-42	1	O-Ring
21	114-5640-03	2	Joint Yoke ASM	37:2	237-21	1	O-Ring
21:1		1	Yoke-Joint ●	38	340-77	2	Fitting-Elbow, 90 DEG
21:1:1	104-4299	1	Cross And Bearing Kit	38:1	237-22	1	O-Ring
22	145-8347	1	Lift Arm ASM	38:2	237-42	1	O-Ring
22:2	69-6470	2	Bushing-Caster	39	132-1421	1	Plate-Pivot, LH
22:3	302-5	1	Fitting-Grease	40	132-1422	1	Plate-Pivot, RH
22:4	302-60	1	Fitting-Grease	41	3290-412	6	Rivet-Blind

● Not serviced separately

# Hydraulic Cylinder Assembly No. 139-0956

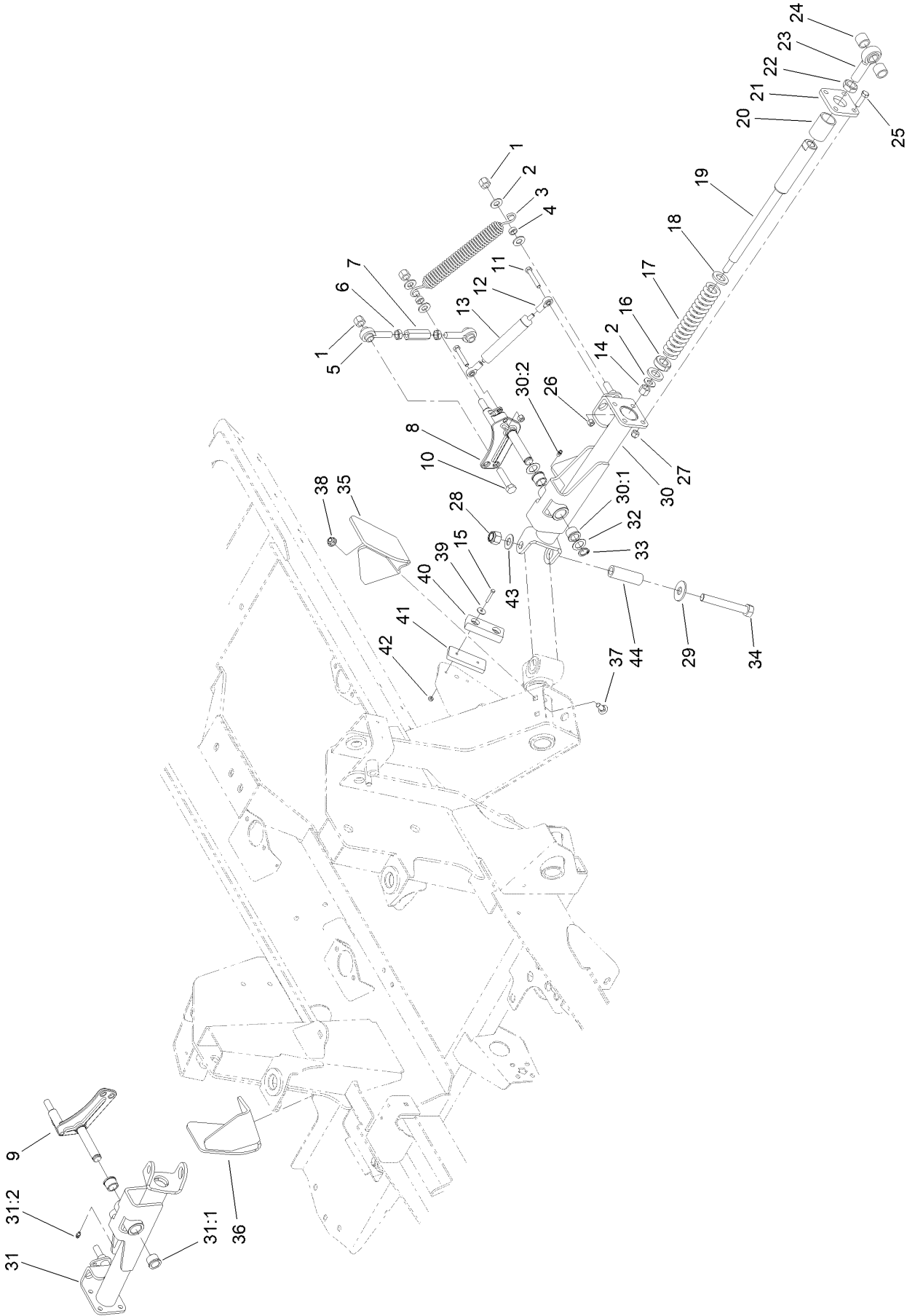


# Hydraulic Cylinder Assembly No. 139-0956 (continued)

<i>Ref.</i>	<i>Part Number</i>	<i>Qty.</i>	<i>Description</i>	<i>Ref.</i>	<i>Part Number</i>	<i>Qty.</i>	<i>Description</i>
1	139-0994	1	Seal Repair Kit	1:5		1	Ring-Wear, Piston ●
1:1		1	Seal-Dual ●	1:6		1	Ring-Wear, Rod ●
1:2		1	Seal-Rod ●	1:7		1	Ring-Retaining, Internal ●
1:3		1	Wiper-Rod ●	1:8		1	Ring-Retaining, External ●
1:4		1	Seal-Piston ●				

● Not serviced separately

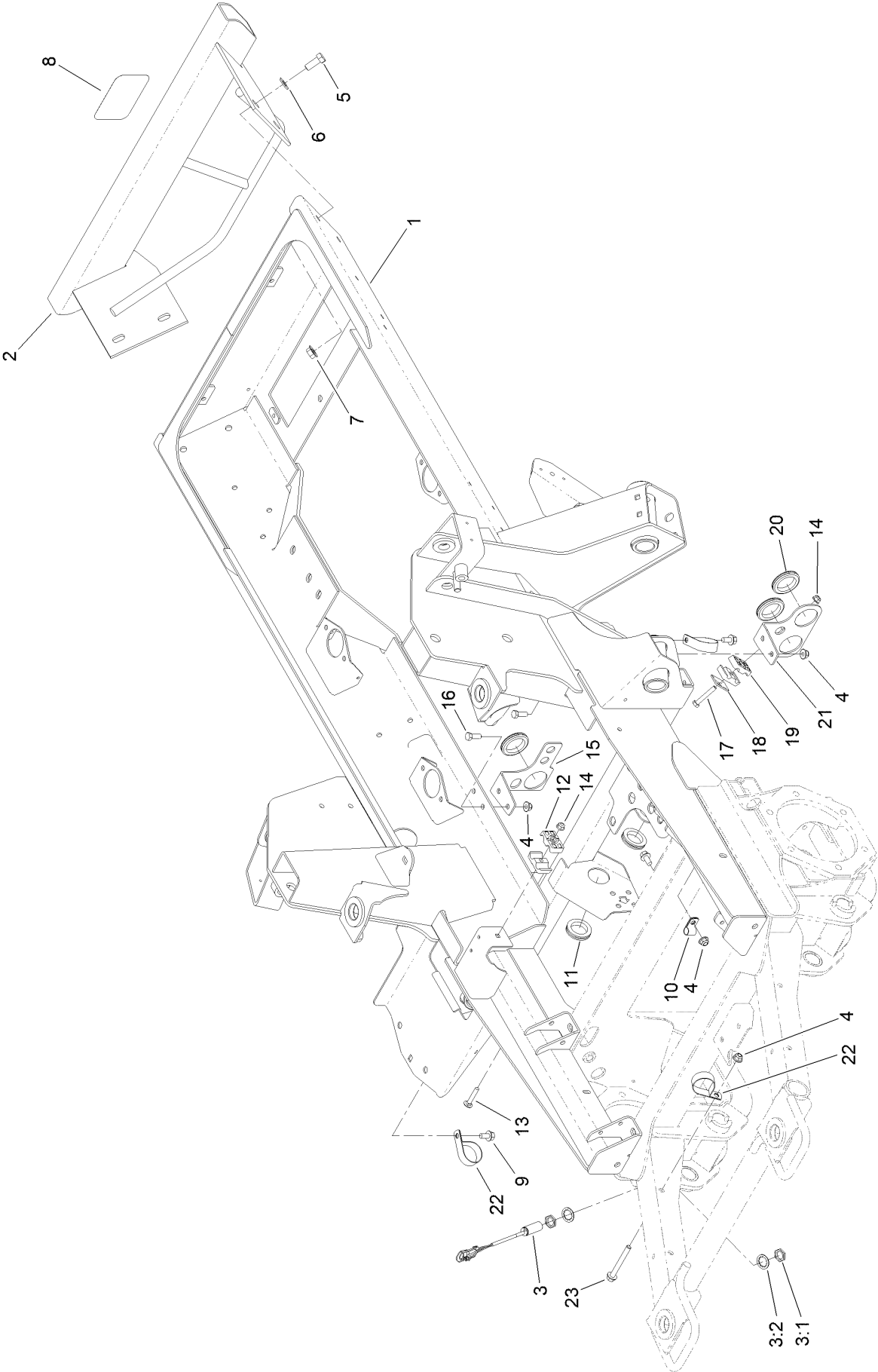
# Impact Arm Assembly



## Impact Arm Assembly (continued)

<i>Ref.</i>	<i>Part Number</i>	<i>Qty.</i>	<i>Description</i>	<i>Ref.</i>	<i>Part Number</i>	<i>Qty.</i>	<i>Description</i>
1	3296-23	6	Nut-Lock, NI	25	323-7	8	Screw-HH
2	3256-26	10	Washer-Flat	26	3296-29	4	Nut-Lock, NI
3	104-7520	2	Spring-Damper	27	3296-39	8	Nut-Lock, NI
4	104-7521	4	Bushing	28	3296-53	2	Nut-Lock, NI
5	105-2808	4	End-Rod	29	3256-7	2	Washer-Flat
6	3220-5	4	Nut-Jam	30	120-8884	1	LH Rear Arm ASM
7	105-2809	2	Tube-Link	30:1	256-113	2	Bushing-Flange
8	114-2717	1	Crank-Bell, LH	30:2	302-5	1	Fitting-Grease
9	114-2716	1	Crank-Bell, RH	31	120-8883	1	RH Rear Arm ASM
10	325-9	2	Screw-HH	31:1	256-113	2	Bushing-Flange
11	322-10	4	Screw-HH	31:2	302-5	1	Fitting-Grease
12	104-8331	4	End-Rod, Spherical	32	3-6498	4	Washer-Thrust
13	105-3249	2	Damper	33	32120-93	2	Ring-Retaining
14	3296-23	2	Nut-Lock, NI	34	327-23	2	Screw-HH
15	3290-360	4	Screw-HH	35	120-8856-03	1	Bracket-Roller, LH
16	105-4552	2	Bearing-Plastic	36	120-8874-03	1	Bracket-Roller, RH
17	100-8138	2	Spring-Compression	37	3231-2	4	Bolt-CARR
18	105-4551	4	Washer-Flat	38	104-8301	4	Nut-HF, NI
19	105-4548	2	Shaft-Spring	39	3256-61	4	Washer-Flat
20	105-4550	2	Bushing-Straight	40	86-5350	2	Bumper-Rubber
21	105-2807-03	2	Plate	41	119-8308	2	Plate
22	3220-7	2	Nut-Jam	42	3296-2	4	Nut-Lock, NI
23	105-2806	2	End-Rod	43	3256-27	2	Washer-Flat
24	136-0077	4	Spacer	44	94-6604	2	Tube-Spacer

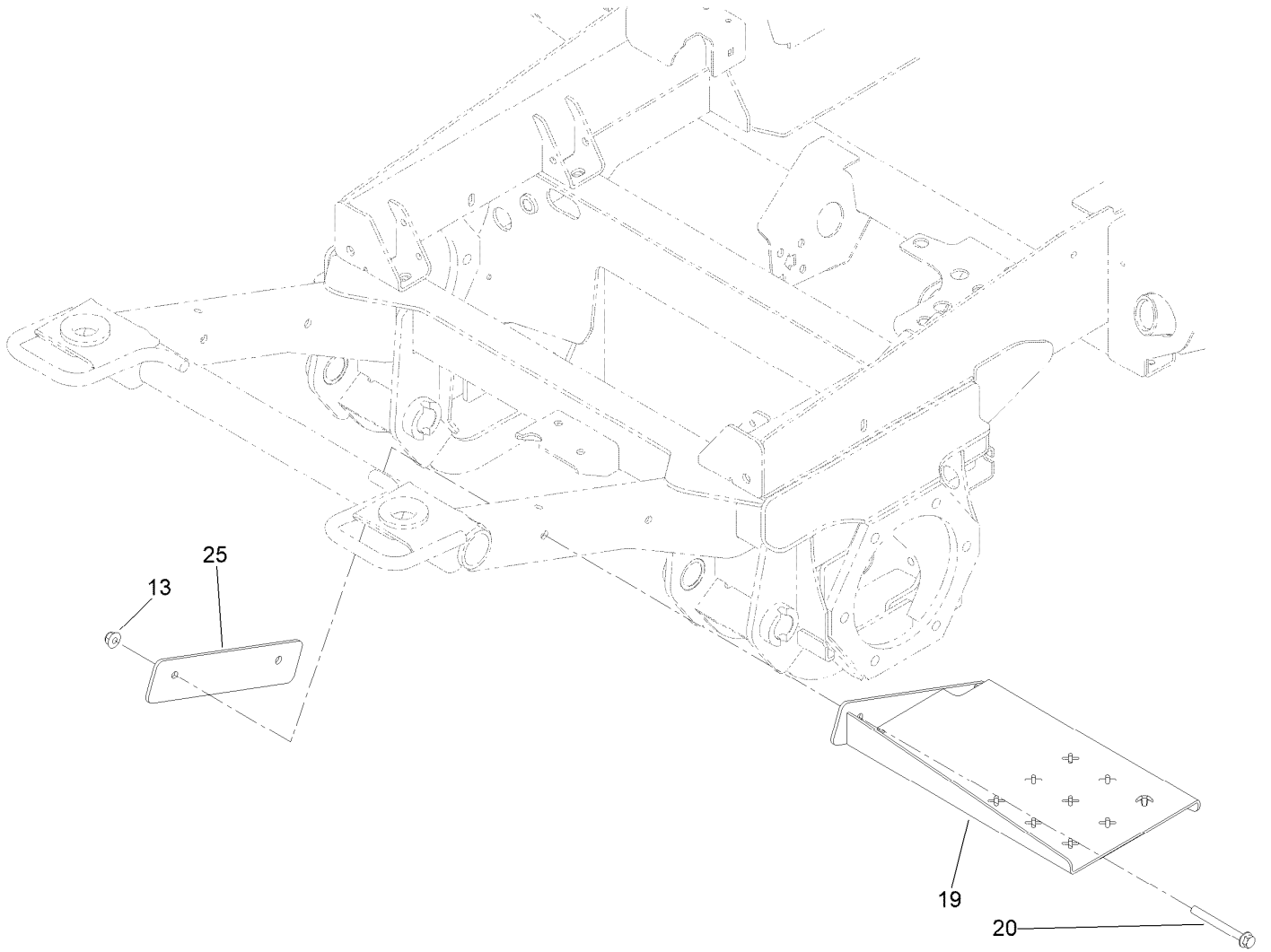
# Frame, Bumper and Proximity Sensor Assembly



# Frame, Bumper and Proximity Sensor Assembly (continued)

<i>Ref.</i>	<i>Part Number</i>	<i>Qty.</i>	<i>Description</i>	<i>Ref.</i>	<i>Part Number</i>	<i>Qty.</i>	<i>Description</i>
1	120-4010-03	1	Frame	12	56-7971	2	Clamp-Tube
2	120-8919-03	1	Bumper	13	3230-5	1	Bolt-CARR
3	115-0282	1	Proximity Sensor ASM	14	104-8300	2	Nut-HF, NI
3:1	117-3207	2	Nut-Hex	15	121-1508-0P	1	Bracket-Bulkhead
3:2	117-3208	2	Washer-Lock, Internal Tooth	16	323-6	4	Screw-HH
4	104-8301	6	Nut-HF, NI	17	322-10	1	Screw-HH
5	325-5	4	Screw-HH	18	69-9760	1	Plate-Cover
6	3256-26	4	Washer-Flat	19	56-7976	2	Clamp-Tube
7	32128-23	4	Nut-HF	20	240-2	3	Grommet-Rubber
8	105-8278	1	Decal	21	121-1481-0P	1	Plate-Mount, LH Bulkhead
9	3234-1	3	Screw-HHF	22	2412-147	3	Clamp-R
10	2412-138	1	R-Clamp	23	3234-41	1	Screw-HHF
11	240-7	2	Grommet-Rubber				

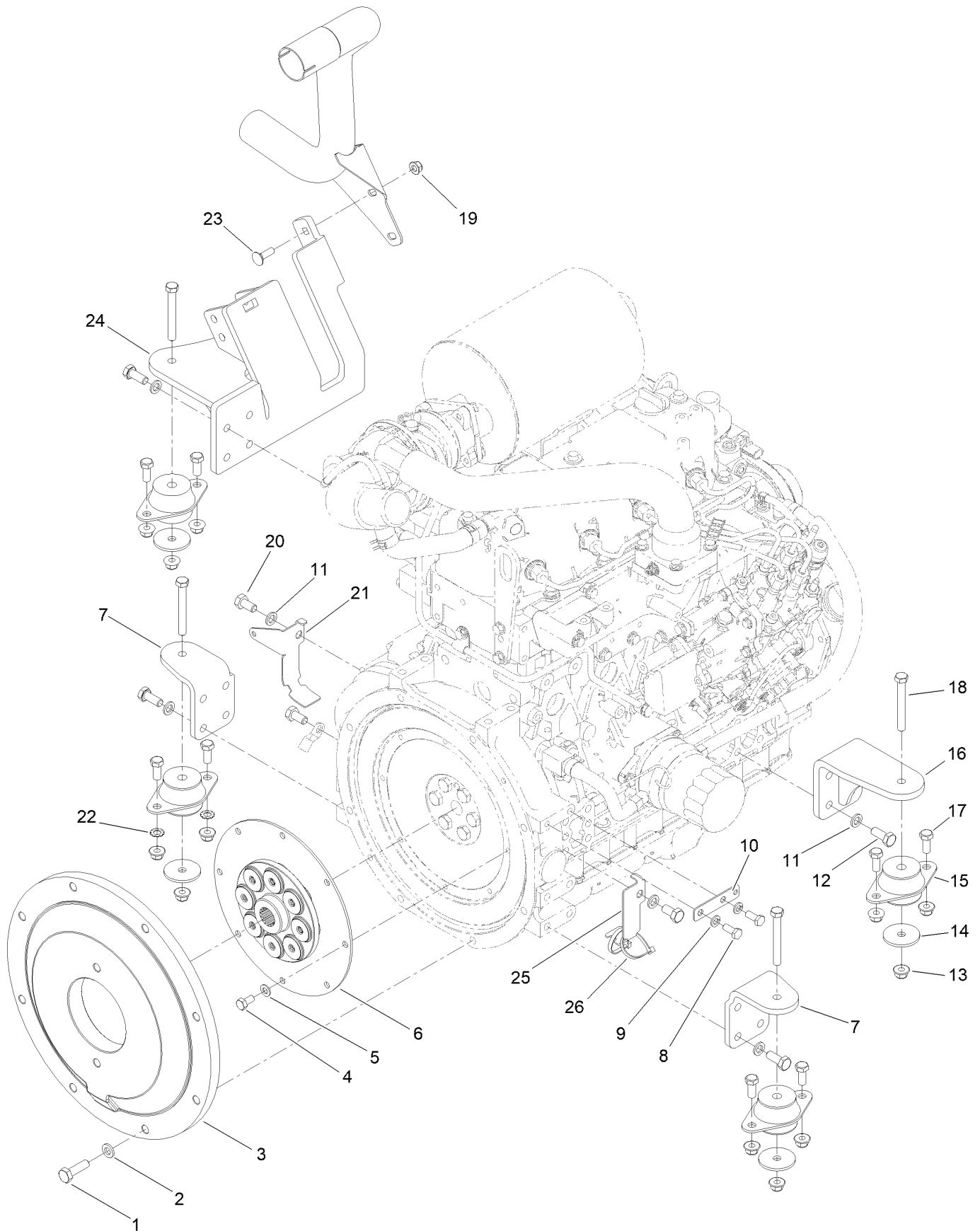
# Cab Step Assembly



## Cab Step Assembly (continued)

<i>Ref.</i>	<i>Part Number</i>	<i>Qty.</i>	<i>Description</i>	<i>Ref.</i>	<i>Part Number</i>	<i>Qty.</i>	<i>Description</i>
13	104-8301	2	Nut-HF, NI	20	116-4701	2	Screw-HHF
19	121-1739-03	1	Step	25	120-9022-0P	1	Support-Step

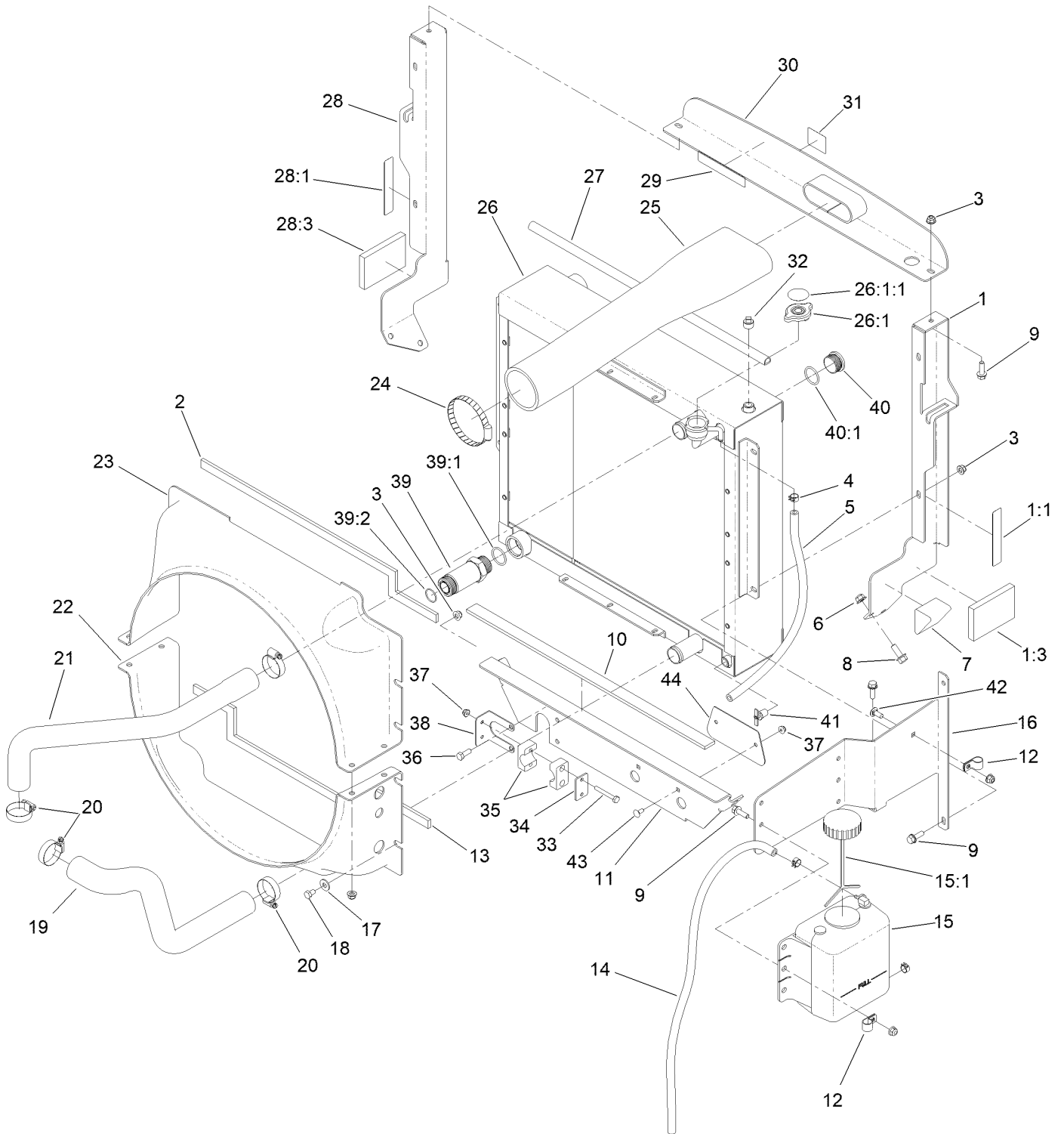
# Flywheel and Motor Mount Assembly



## Flywheel and Motor Mount Assembly (continued)

<i>Ref.</i>	<i>Part Number</i>	<i>Qty.</i>	<i>Description</i>	<i>Ref.</i>	<i>Part Number</i>	<i>Qty.</i>	<i>Description</i>
1	117-5663	8	Screw-HH	14	63-7400	4	Washer-Rebound
2	107-1413	8	Washer-Hardened	15	53-9682	4	Mount-Engine
3	132-6120-0P	1	Plate-Flywheel	16	120-4068-0P	1	Mount-Motor
4	99-5132	8	Bolt	17	323-5	8	Screw-HH
5	87-7510	8	Washer-Flat	18	323-14	4	Screw-HH
6	132-6121	1	Coupling-Flywheel	19	104-8300	2	Nut-HF, NI
7	120-4066-0P	2	Mount-Motor, Front	20	33115-020	3	Screw-HH
8	33114-020	2	Screw-HH	21	139-0992	1	Bracket-Harness, RH
9	3253-4	2	Washer-Lock	22	3255-9	2	Washer-Lock
10	121-5636	1	Tab-Harness	23	3230-2	2	Bolt-CARR
11	48-9590	18	Washer-Lock	24	127-3722-0P	1	Mount-Motor
12	33115-025	16	Screw-HH	25	139-0993	1	Bracket-Harness, LH
13	104-8301	12	Nut-HF, NI	26	3290-378	2	Tie-Cable

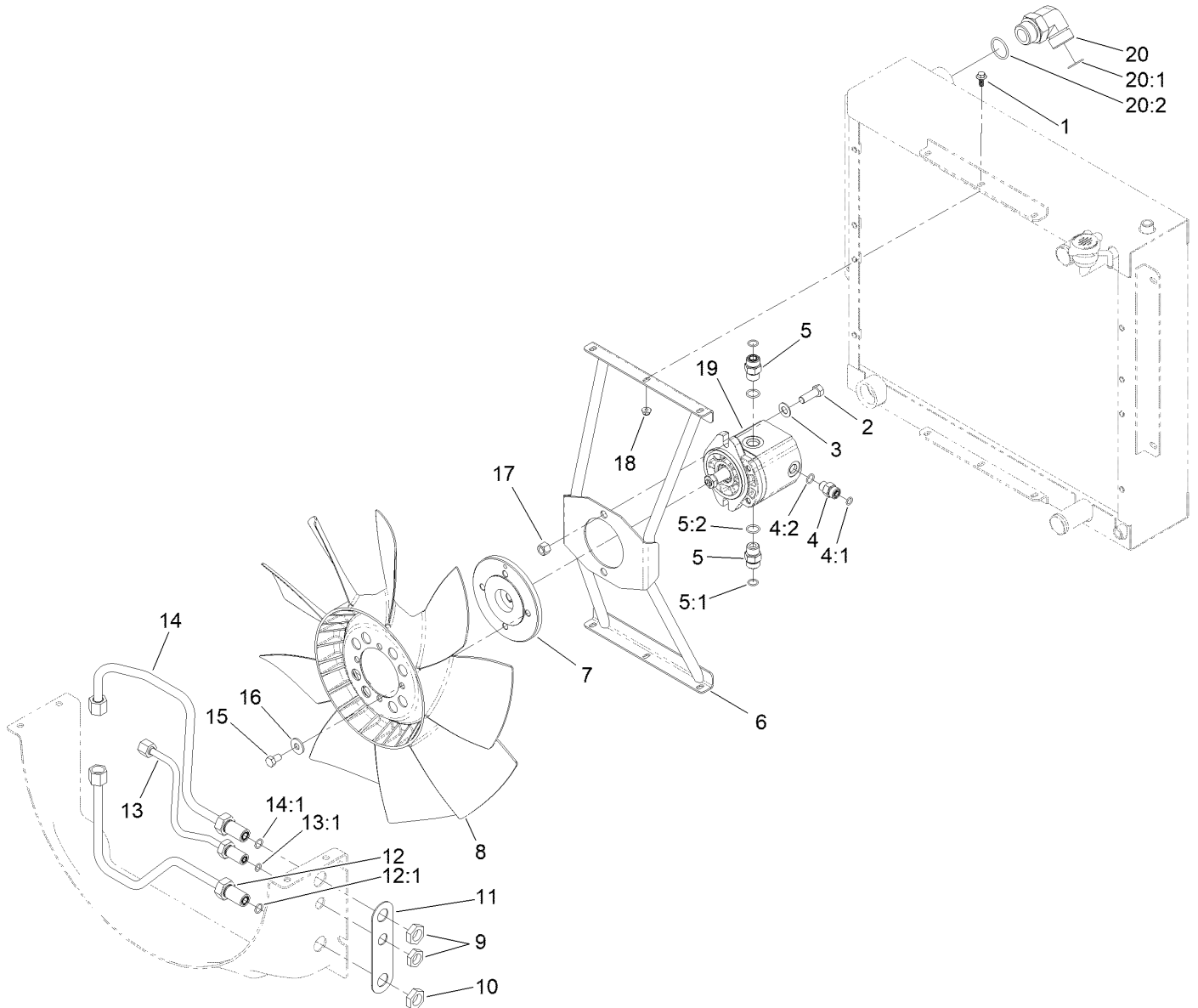
# Radiator Assembly



## Radiator Assembly (continued)

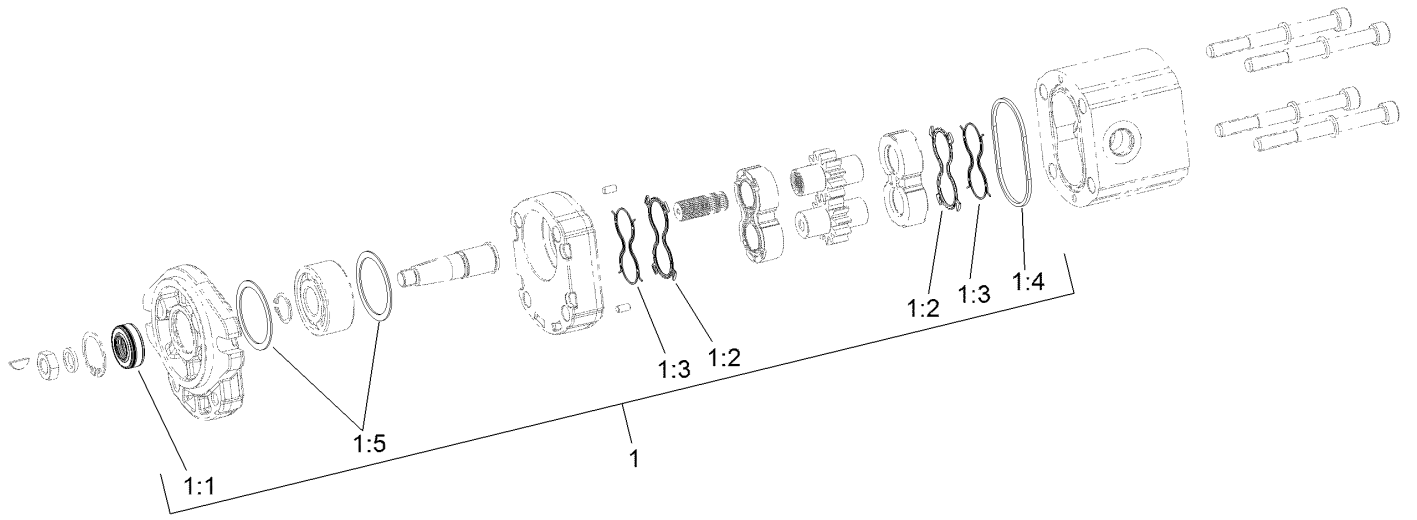
<i>Ref.</i>	<i>Part Number</i>	<i>Qty.</i>	<i>Description</i>	<i>Ref.</i>	<i>Part Number</i>	<i>Qty.</i>	<i>Description</i>
1	121-1479	1	LH Radiator Support ASM	25	121-1474	1	Hose-Inlet, Air Cleaner
1:1	93-7272	1	Decal-Warning	26	132-6161	1	Radiator/Oil Cooler
1:3	100-2196	1	Pad-Foam	26:1	115-7766	1	Cap-Radiator
2	121-1684	1	Foam-Radiator	26:1:1	106-6755	1	Decal-Cap, Radiator
3	104-8300	15	Nut-HF, NI	27	114-3828	1	Seal-Bulb
4	92-2379	3	Clamp-Hose	28	121-1478	1	RH Radiator Support ASM
5	110-4112	1	Hose-Fuel	28:1	93-7272	1	Decal-Warning
6	104-8301	6	Nut-HF, NI	28:3	100-2196	1	Pad-Foam
7	93-5954	2	Plug-Foam	29	93-7272	1	Decal-Warning
8	3234-11	6	Screw-HHF	30	136-4364-0P	1	Bracket-Intake
9	3234-29	12	Screw-HHF	31	117-4765	1	Decal-Starting Fluid
10	104-2226	1	Strip-Foam	32	281-13	1	Plug-Pipe
11	139-0952-0P	1	Support-Radiator	33	321-11	2	Screw-HH
12	92-6064	2	Clamp-R	34	114-4902	1	Plate-Cover
13	121-1685	1	Foam-Radiator, Lower	35	114-4901	1	Clamp
14	110-9662	1	Hose-Fuel	36	322-4	2	Screw-HH
15	144-6219	1	Reservoir-Coolant ASM	37	104-7201	4	Nut-HF, NI
15:1	87-7050	1	Cap-Reservoir	38	120-8984	1	Bracket-Clamp
16	130-0603-0P	1	Bracket-Mount, Bottle	39	100-5565	1	Fitting-STR
17	3256-3	8	Washer-Flat	39:1	237-146	1	O-Ring
18	322-1	8	Screw-HH	39:2	340-65	1	O-Ring
19	121-1746	1	Hose-Radiator, Lower	40	106-2030	1	Plug-Hex, Hollow
20	2412-111	4	Clamp-Hose, W/Liner	40:1	237-146	1	O-Ring
21	121-1747	1	Hose-Radiator, Upper	41	304-46	1	Draincock
22	121-1517	1	Shroud-Radiator, Lower	42	3230-23	1	Bolt-CARR
23	121-1515	1	Shroud-Radiator, Upper	43	3229-11	2	Screw-CARR
24	2412-110	1	Clamp-Band/Screw	44	139-0989-0P	1	Plate

# Fan Mounting and Hardline Assembly



## Fan Mounting and Hardline Assembly (continued)

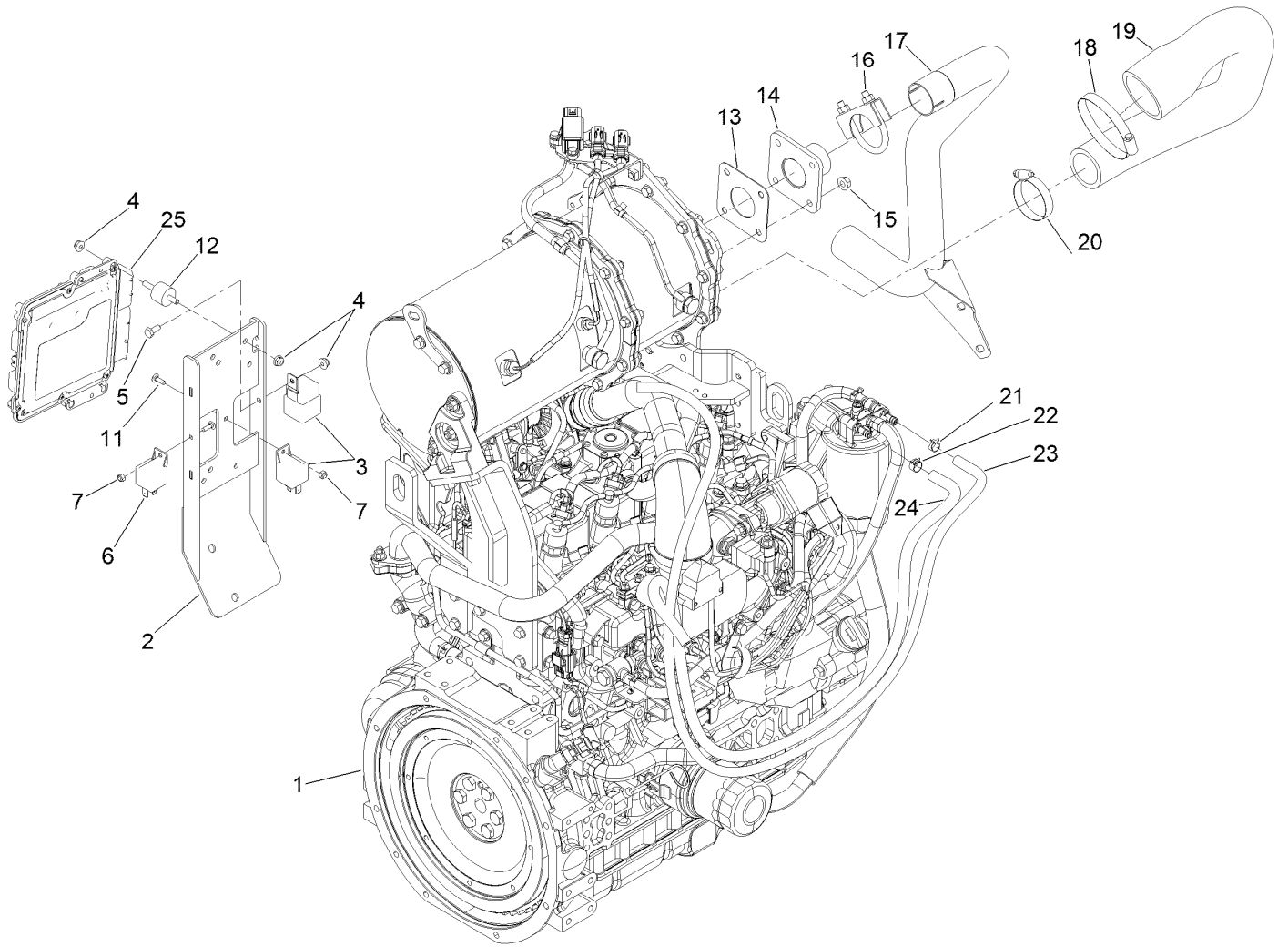
<i>Ref.</i>	<i>Part Number</i>	<i>Qty.</i>	<i>Description</i>	<i>Ref.</i>	<i>Part Number</i>	<i>Qty.</i>	<i>Description</i>
1	99-6810	6	Screw-HHF	12	137-5554	1	Tube ASM
2	324-5	2	Screw-HH	12:1	237-30	1	O-Ring
3	3256-25	2	Washer-Flat	13	137-5555	1	Tube ASM
4	340-2	1	Fitting-Straight	13:1	237-22	1	O-Ring
4:1	237-22	1	O-Ring	14	137-5553	1	Tube ASM
4:2	237-42	1	O-Ring	14:1	237-30	1	O-Ring
5	340-4	2	Fitting-Straight	15	115-8486	4	Screw-HH
5:1	237-30	1	O-Ring	16	80-6990	4	Washer-Hardened
5:2	237-79	1	O-Ring	17	3296-48	2	Nut-Hex
6	137-5594	1	Mount-Fan	18	104-7201	6	Nut-HF, NI
7	140-6482	1	Hub-Fan	19	137-5571	1	Hydraulic Motor ASM
8	114-3825	1	Fan	20	340-129	1	Fitting-Elbow, 90 DEG
9	340-70	1	Nut-Lock	20:1	237-146	1	O-Ring
10	340-127	2	Nut-Bulkhead	20:2	340-65	1	O-Ring
11	121-1518	1	Shim-Support				



## Hydraulic Motor Assembly No. 137-5571

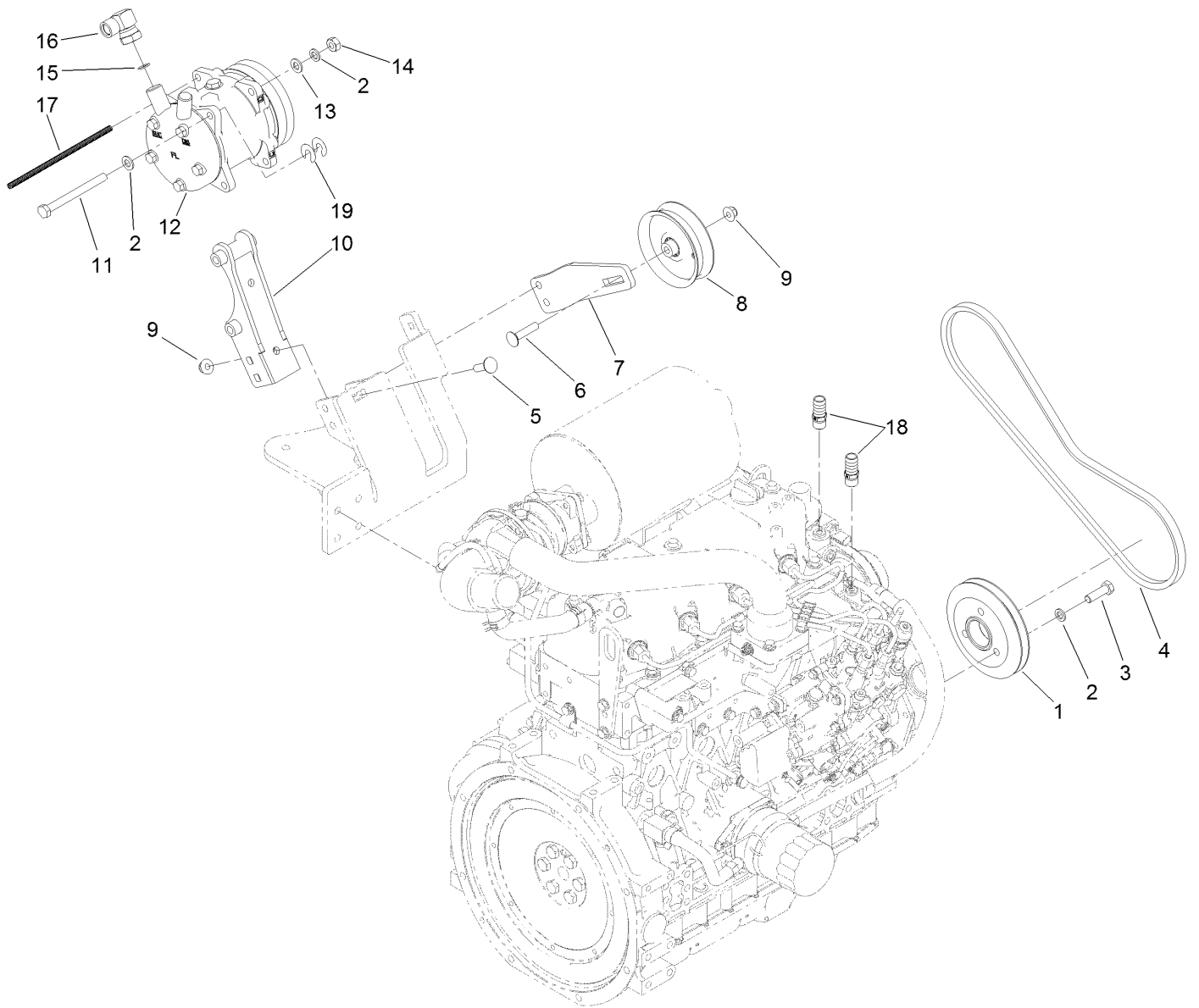
<i>Ref.</i>	<i>Part Number</i>	<i>Qty.</i>	<i>Description</i>
1	139-1019	1	Seal Kit
1:1		1	Seal-Shaft ●
1:2		2	Seal-Plate, Balancing ●
1:3		2	Seal-Anti Extrusion ●
1:4		1	O-Ring (Housing) ●
1:5		2	Seal-Square ●

● Not serviced separately



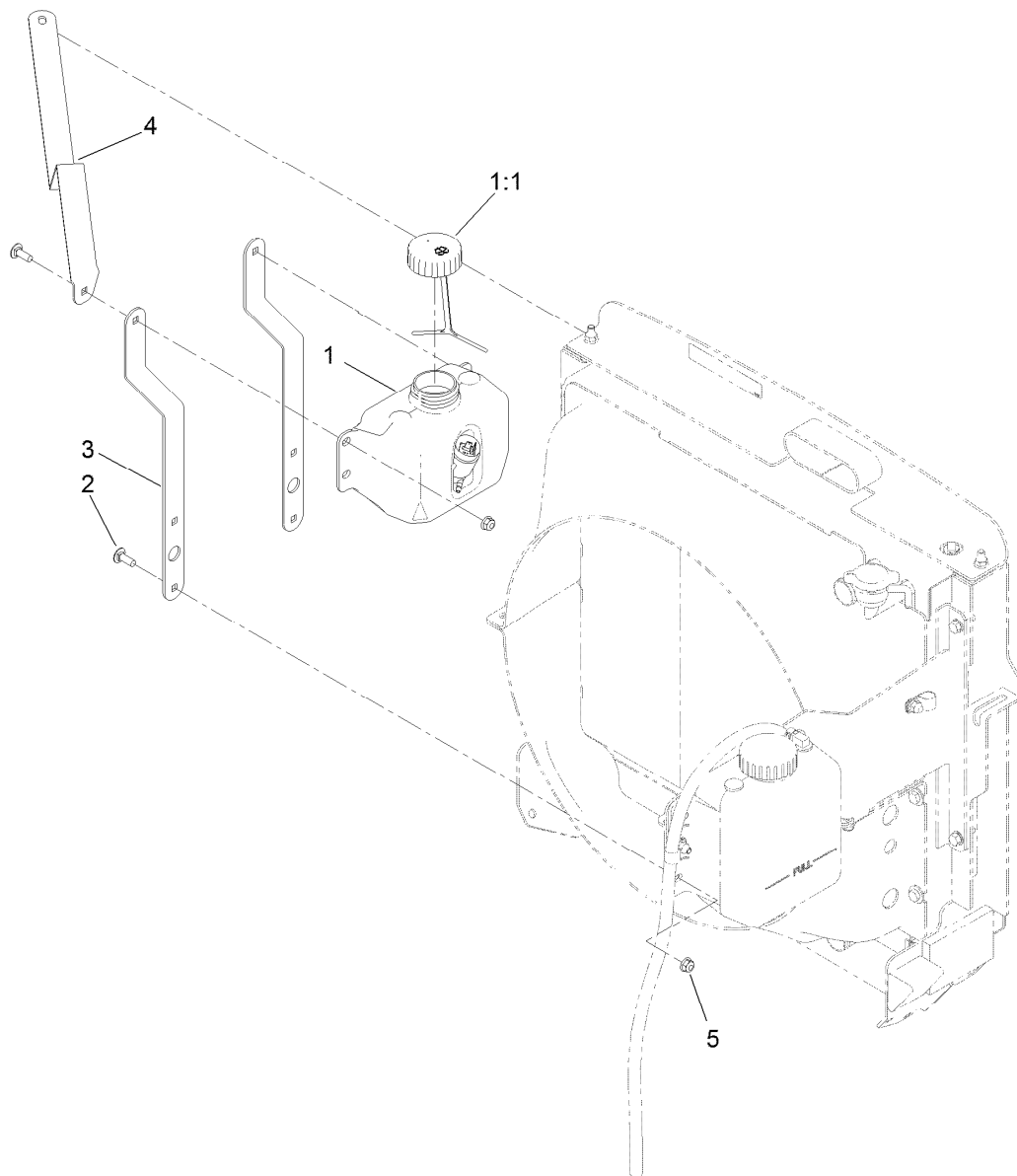
## Engine and Controller Assembly

<i>Ref.</i>	<i>Part Number</i>	<i>Qty.</i>	<i>Description</i>	<i>Ref.</i>	<i>Part Number</i>	<i>Qty.</i>	<i>Description</i>
1	138-6917	1	Engine-Yanmar	15	33004-00	4	Nut-HF
2	136-4430-0P	1	Mount-Controller	16	18-2130	1	Clamp
3	99-7430	1	Relay-Mini	17	121-1613	1	Pipe-Exhaust
4	104-7201	9	Nut-HF, NI	18	2412-110	1	Clamp-Band/Screw
5	321-3	1	Screw-HH	19	121-1475	1	Hose-Outlet, Air Cleaner
6	99-7435	2	Relay	20	2412-130	1	Clamp-Hose
7	3296-2	2	Nut-Lock, NI	21	2412-98	1	Clamp-Hose
11	1-807533	2	Bolt-CARR	22	92-2379	1	Clamp-Hose
12	132-1356	4	Mount-Isolator	23	115-2368	1	Hose-Fuel
13	121-3058	1	Gasket-Exhaust	24	110-4007	1	Hose-Fuel
14	121-3060	1	Flange-Exhaust	25	121-5592	1	Electronic Control Unit



## Air Conditioner Compressor Assembly

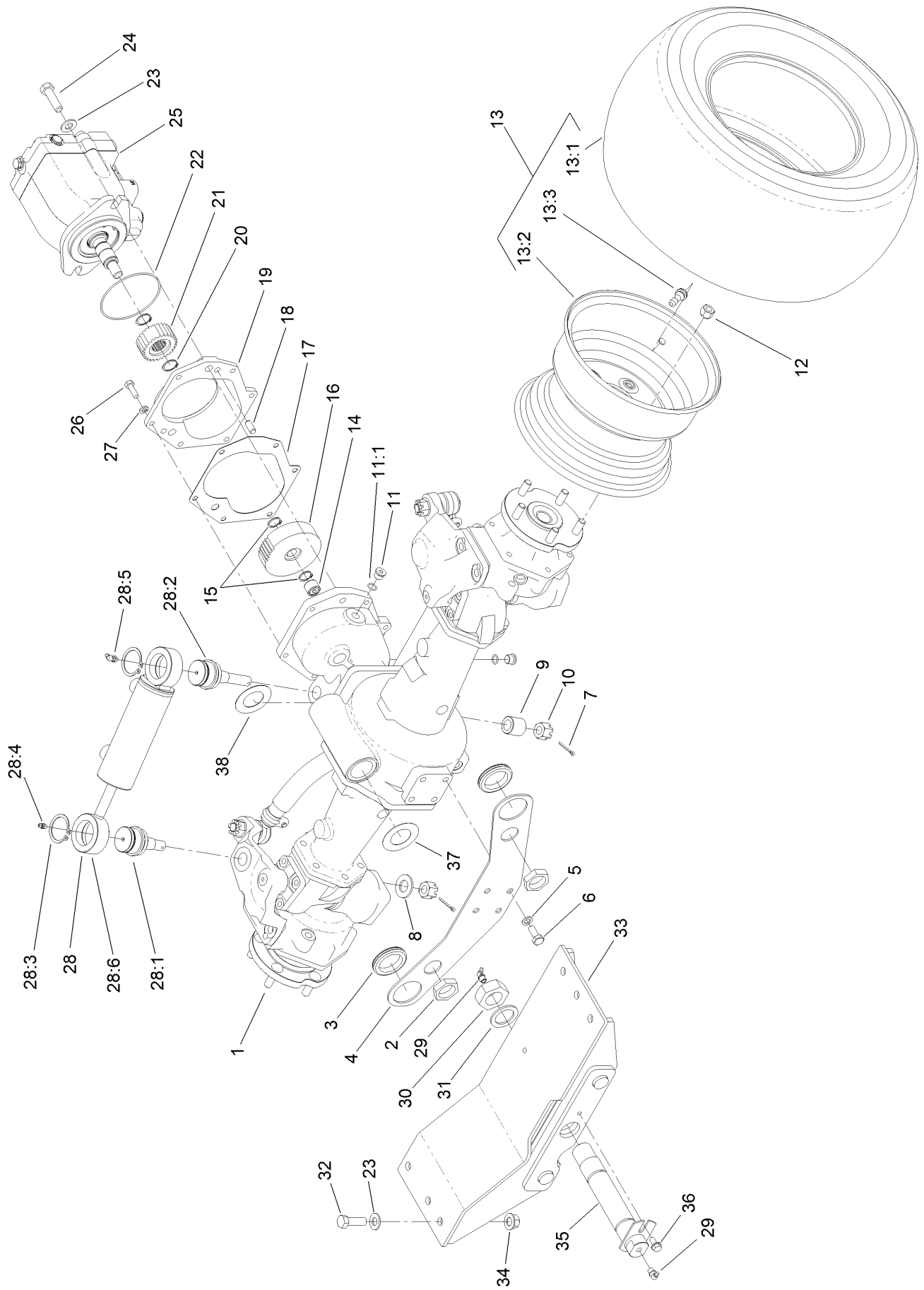
<i>Ref.</i>	<i>Part Number</i>	<i>Qty.</i>	<i>Description</i>	<i>Ref.</i>	<i>Part Number</i>	<i>Qty.</i>	<i>Description</i>
1	121-8177	1	Pulley-Single	11	33115-110	2	Screw-HH
2	48-9590	5	Washer-Lock	12	119-0103	1	Compressor
3	33115-035	3	Screw-HH	13	33095-00	4	Washer-Flat
4	110-6254	1	Belt-V	14	33015-00	2	Nut-Hex
5	3231-25	5	Bolt-CARR	15	117-2780	1	O-Ring
6	3231-5	1	Screw-CARR	16	119-0128	1	Fitting-Elbow, 90 DEG
7	127-3727-0P	1	Mount-Pulley	17	115-8882	1	Conduit-Convolutd
8	98-3095	1	Pulley-Idler	18	139-2236	2	Fitting-STR Spcl
9	104-8301	6	Nut-HF, NI	19	119-7734	4	Shim
10	127-3726-0P	1	Mount-Compressor				



## Washer Fluid Bottle Assembly

<i>Ref.</i>	<i>Part Number</i>	<i>Qty.</i>	<i>Description</i>
1	138-2702	1	Tank-Fluid, Washer
1:1	125-5258	1	Lid-Tank, Washer Fluid
2	3230-10	6	Bolt-CARR
3	130-0604-0P	2	Strap-Bottle, Washer Fluid
4	130-0605-0P	1	Support-Bottle, Washer Fluid
5	104-8300	6	Nut-HF, NI

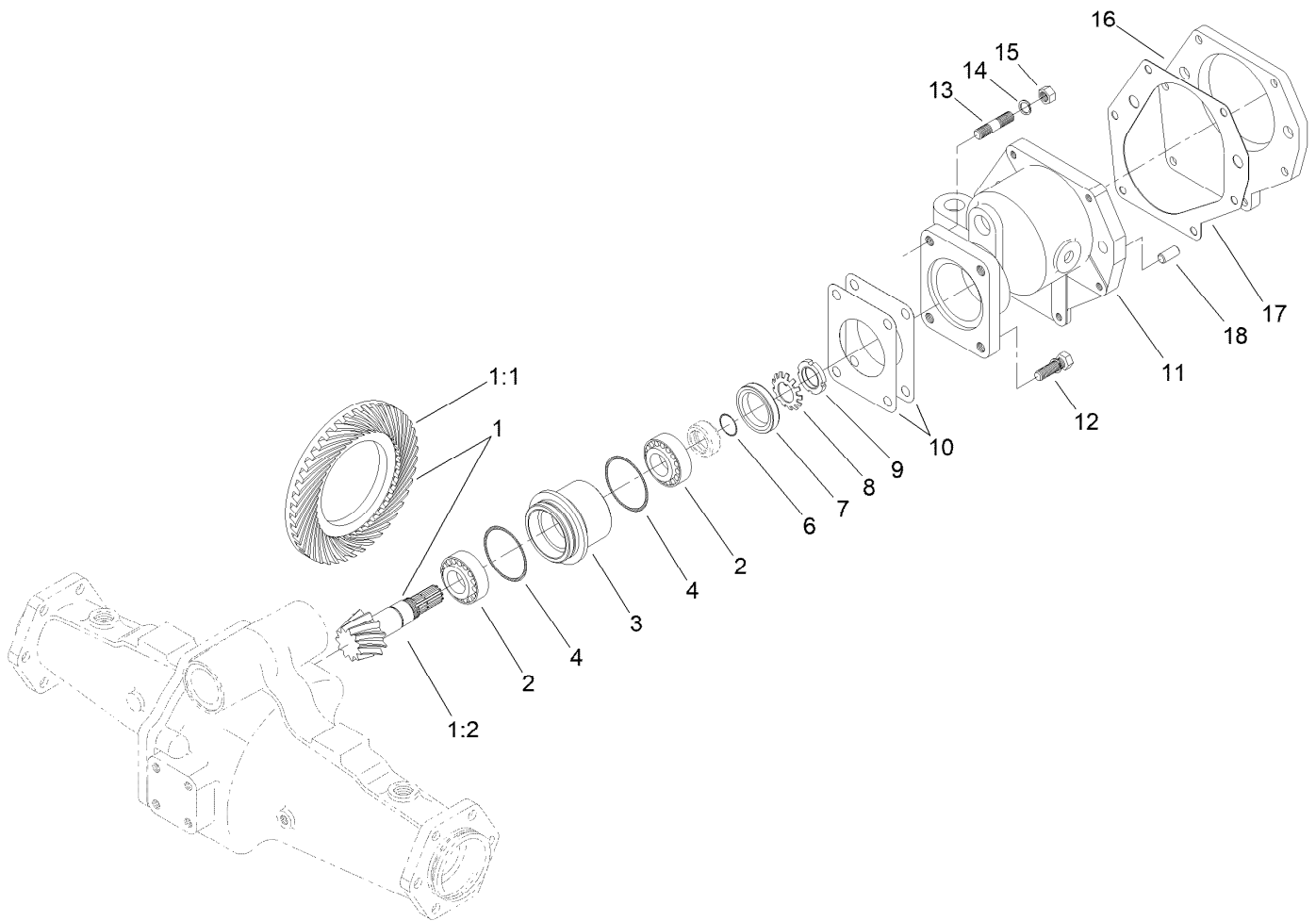
# Rear Axle and Steering Cylinder Assembly



## Rear Axle and Steering Cylinder Assembly (continued)

<i>Ref.</i>	<i>Part Number</i>	<i>Qty.</i>	<i>Description</i>	<i>Ref.</i>	<i>Part Number</i>	<i>Qty.</i>	<i>Description</i>
1	110-4750	1	Drive Axle ASM	21	104-0755	1	Pinion-27 Tooth
2	340-126	2	Nut-Bulkhead	22	237-166	1	O-Ring
3	240-2	2	Grommet-Rubber	23	3256-26	8	Washer-Flat
4	120-9069-03	1	Plate-Mount, Bulkhead	24	325-7	2	Screw-HH
5	43-0090	4	Screw-HH	25	120-8814	1	HYD Motor ASM
6	48-9590	4	Washer-Lock	26	33114-025	6	Screw-HH
7	3272-12	2	Pin-Cotter	27	3253-4	6	Washer-Lock
8	92-5836	1	Washer	28	121-1535	1	Steering Cylinder ASM
9	100-3796	1	Spacer-Joint, Ball	28:1	106-6774	1	Joint-Ball
10	32136-14	2	Nut-Hst	28:2	100-3795	1	Joint-Ball
11	353-989	2	Plug-Hex, Hollow	28:3	32151-104	2	Ring-Retaining, External
11:1	237-42	1	O-Ring	28:4	302-5	1	Fitting-Grease
12	93-5268	10	Nut-Lug	28:5	302-60	1	Fitting-Grease
13		2	Tire And Wheel ASM ●	28:6	121-1534	1	HYD Steering Cylinder ASM
13:1	120-8910	1	Tire-Off Road	29	302-33	2	Fitting-Grease
13:2	120-8909	1	Rim	30	3296-68	1	Nut-Lock, NI
13:3	232-27	1	Stem-Valve	31	92-1765	1	Washer-Thrust
14	74-5700	1	Bearing-Needle, Roller	32	325-6	6	Screw-HH
15	32120-15	2	Ring-Snap, EXT	33	130-2744-03	1	Mount-Rear
16	100-3053	1	Gear-45 Tooth	34	99-5107	6	Nut-Lock
17	106-1140	1	Gasket	35	145-8330	1	Pin-Axle, Rear
18	104-2353	2	Pin-Dowel	36	32144-14	1	Screw-HWHTF
19	95-7541	1	Plate-Cover	37	99-8431	2	Washer-Thrust
20	32120-76	2	Ring-Snap, EXT	38	99-8432	2	Washer-Thrust

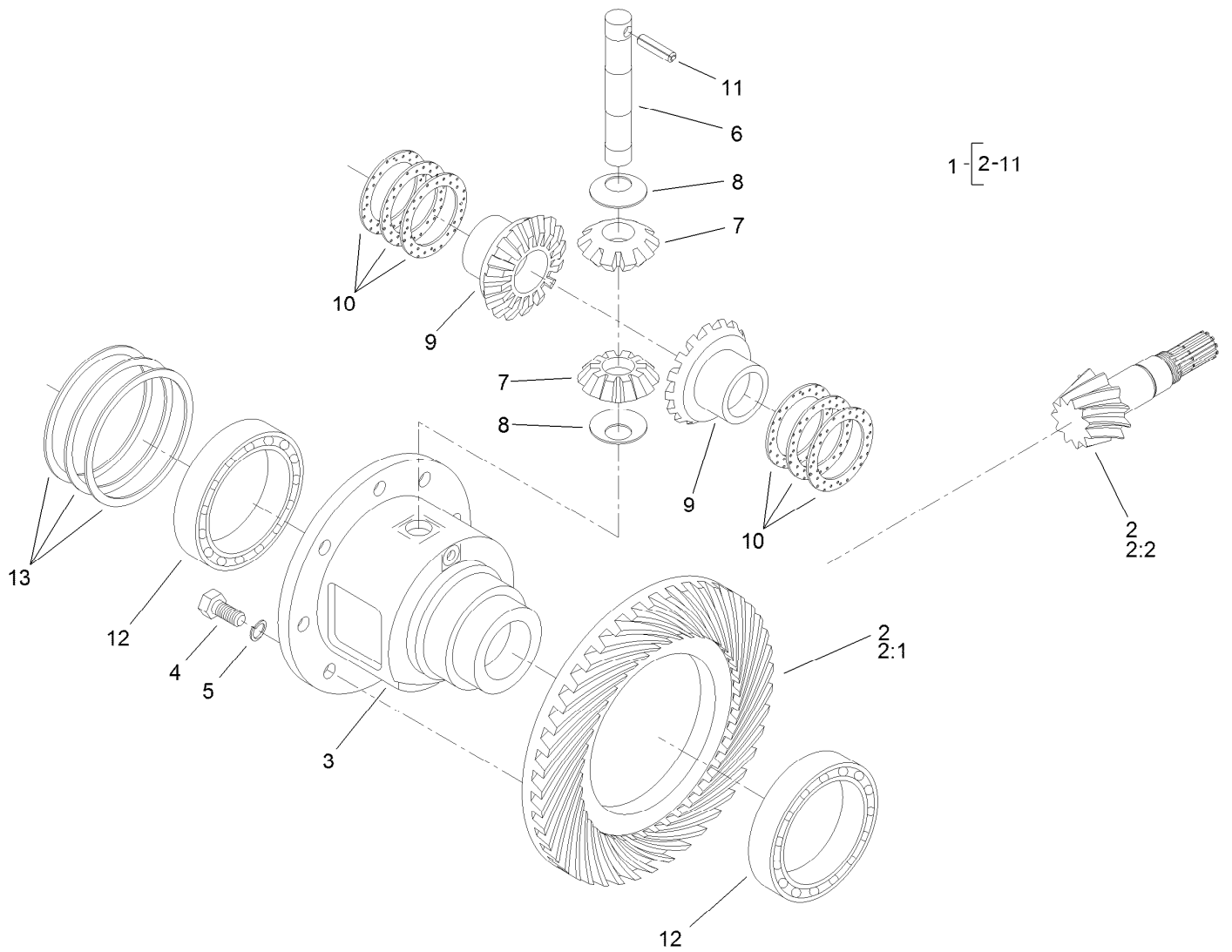
● Not serviced separately



## Bevel Pinion Shaft Assembly Rear Axle Assembly No. 110-4750

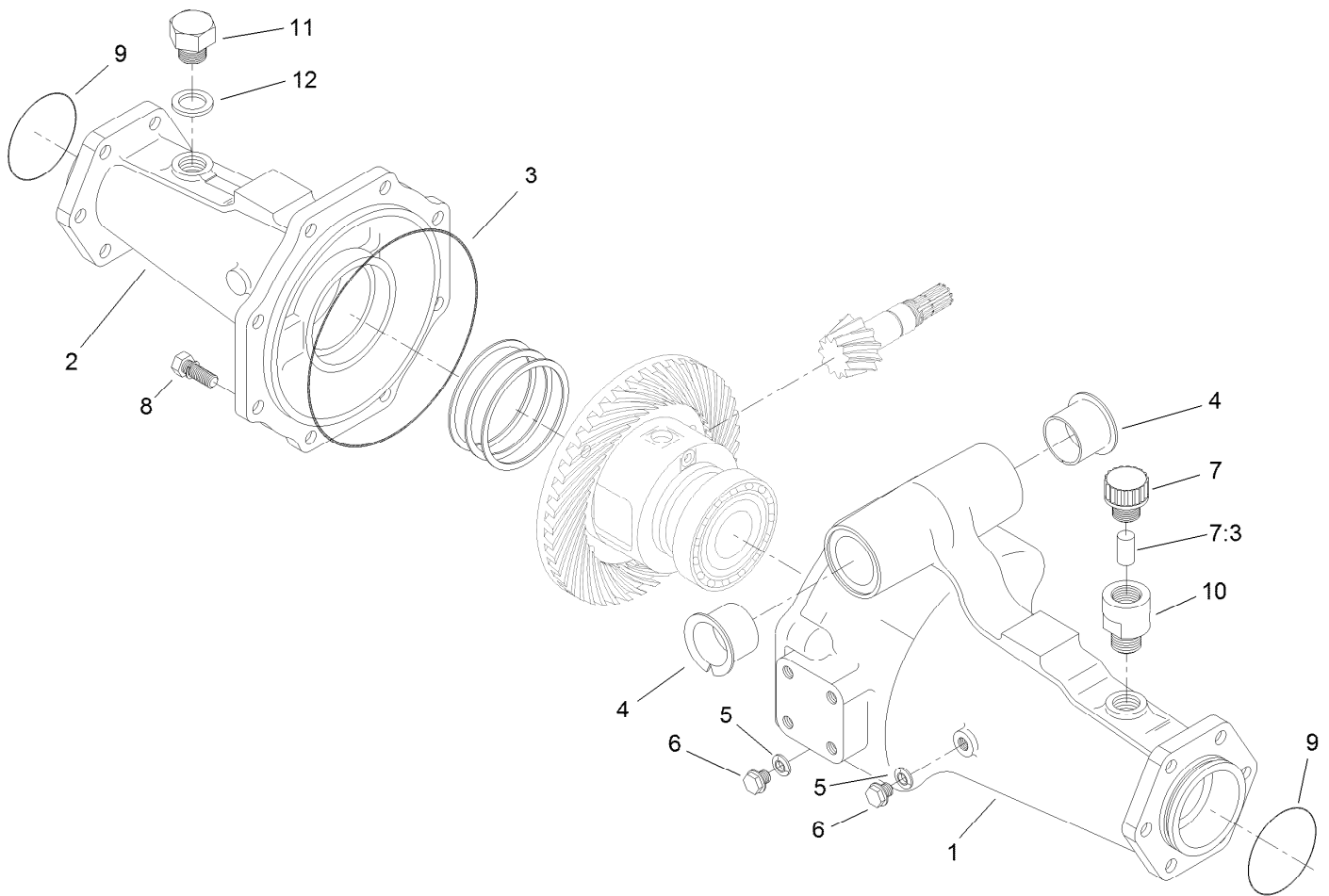
<i>Ref.</i>	<i>Part Number</i>	<i>Qty.</i>	<i>Description</i>
1	106-1093	1	Ring And Pinion Set
1:1	95-7504	1	Gear-43 Tooth, Bevel Spiral
1:2	106-1092	1	Pinion-Spiral, Bevel
2	99-7570	2	Bearing-Roller, Taper
3	95-7534	1	Case-Bearing
4	106-1065	2	O-Ring
6	106-1066	1	O-Ring
7	99-7574	1	Seal-Oil
8	99-7559	1	Washer-Lock
9	99-7560	1	Nut-Lock

<i>Ref.</i>	<i>Part Number</i>	<i>Qty.</i>	<i>Description</i>
10	99-7550	2	Shim 0.1
10	99-7551	2	Shim 0.2
11	95-7533	1	Case-Gear
12	99-7575	2	Bolt
13	98-7735	2	Stud
14	99-7527	2	Washer-Spring
15	99-7526	2	Nut
16	95-7541	1	Plate-Cover
17	106-1140	1	Gasket
18	104-2353	2	Pin-Dowel



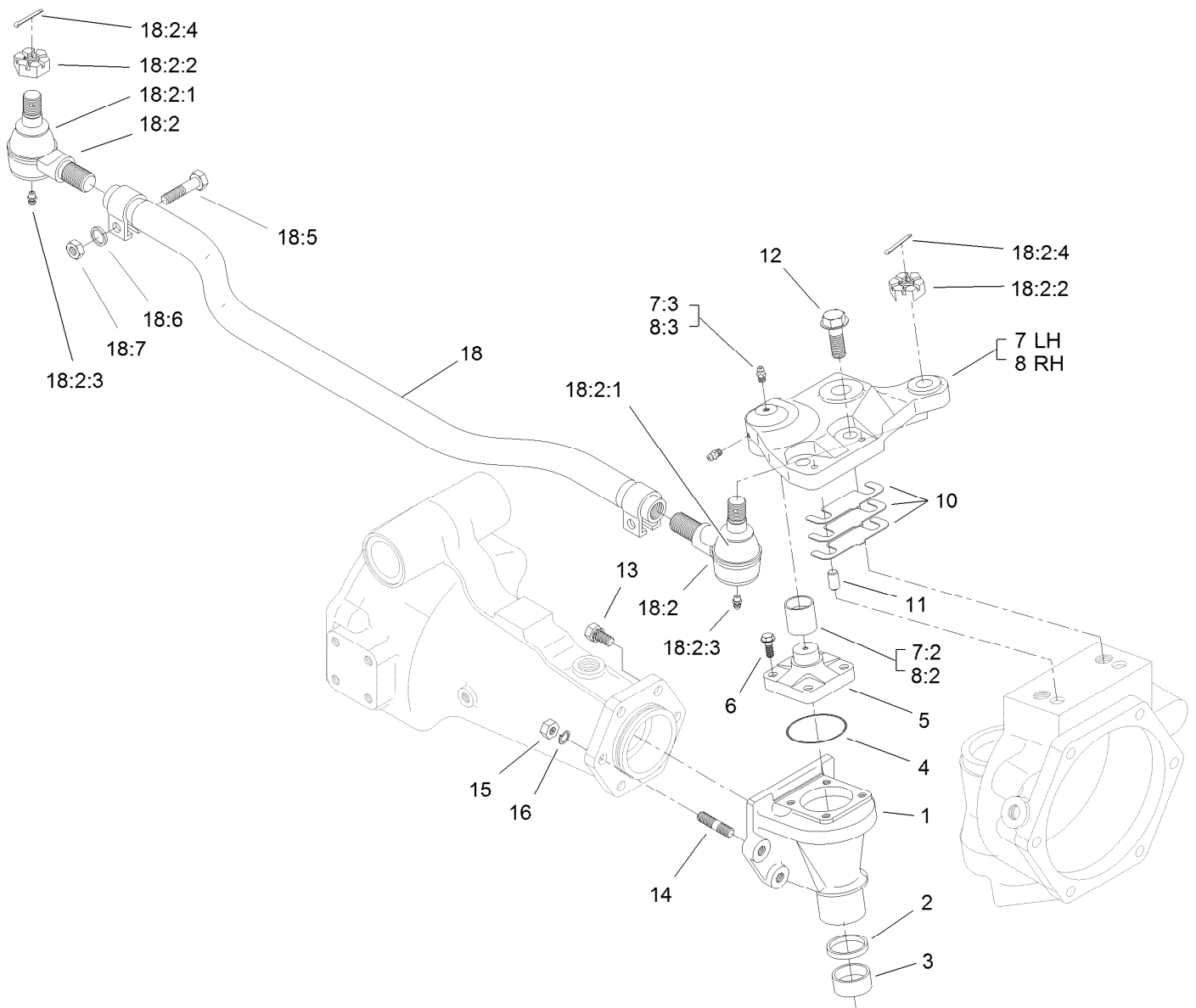
## Differential Assembly Rear Axle Assembly No. 110-4750

<i>Ref.</i>	<i>Part Number</i>	<i>Qty.</i>	<i>Description</i>	<i>Ref.</i>	<i>Part Number</i>	<i>Qty.</i>	<i>Description</i>
1	95-7503	1	Differential ASM	9	99-7581	2	Gear-Differential
2	106-1093	1	Ring And Pinion Set	10	99-7582	2	Washer-Differential
2:1	95-7504	1	Gear-43 Tooth, Bevel Spiral	10	99-7583	2	Washer-Differential
2:2	106-1092	1	Pinion-Spiral, Bevel	10	99-7584	2	Washer-Differential
3	95-7502	1	Case-Differential	11	99-7588	1	Pin-Spring
4	99-7576	8	Bolt	12	99-7562	2	Bearing-Ball
5	3253-4	8	Washer-Lock	13	99-7585	2	Shim 0.1
6	99-7578	1	Shaft-Differential	13	99-7586	2	Shim 0.2
7	99-7579	2	Pinion-Differential	13	99-7587	2	Shim 0.4
8	145-5288	2	Washer-Pinion, Differential				



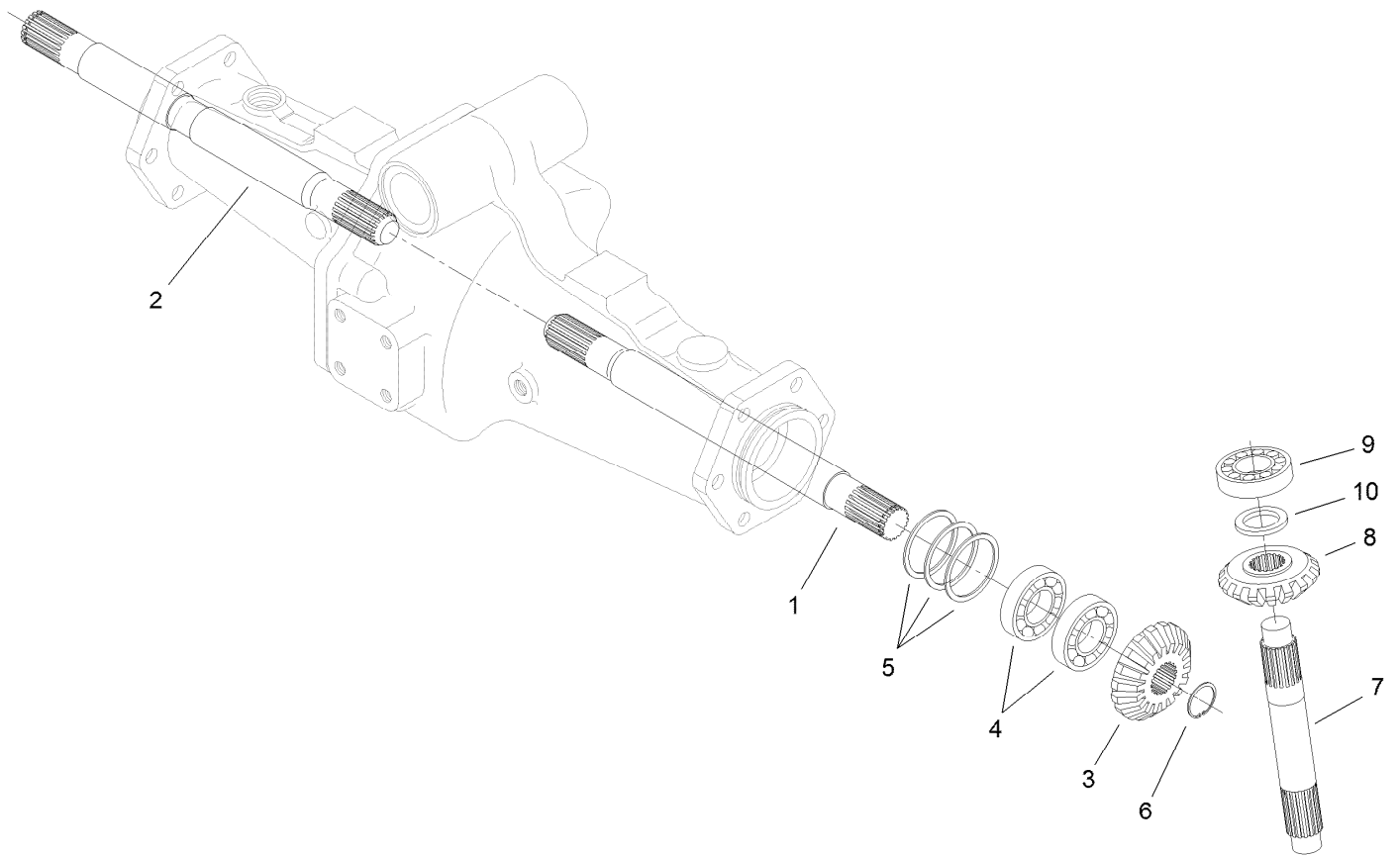
## Axle Support Assembly Rear Axle Assembly No. 110-4750

<i>Ref.</i>	<i>Part Number</i>	<i>Qty.</i>	<i>Description</i>
1	95-7508	1	Support-Axle
2	95-7506	1	Support-Axle
3	106-1067	1	O-Ring
4	95-7537	2	Bushing-Flanged
5	99-7590	2	Washer-Seal
6	99-7589	2	Plug
7	110-4812	1	Axle Vent ASM
7:3	110-4815	1	Insert-Filter, Foam
8	99-7592	8	Bolt
9	106-1068	2	O-Ring
10	104-2377	1	Extension-Vent
11	104-8643	1	Plug
12	104-8644	1	O-Ring



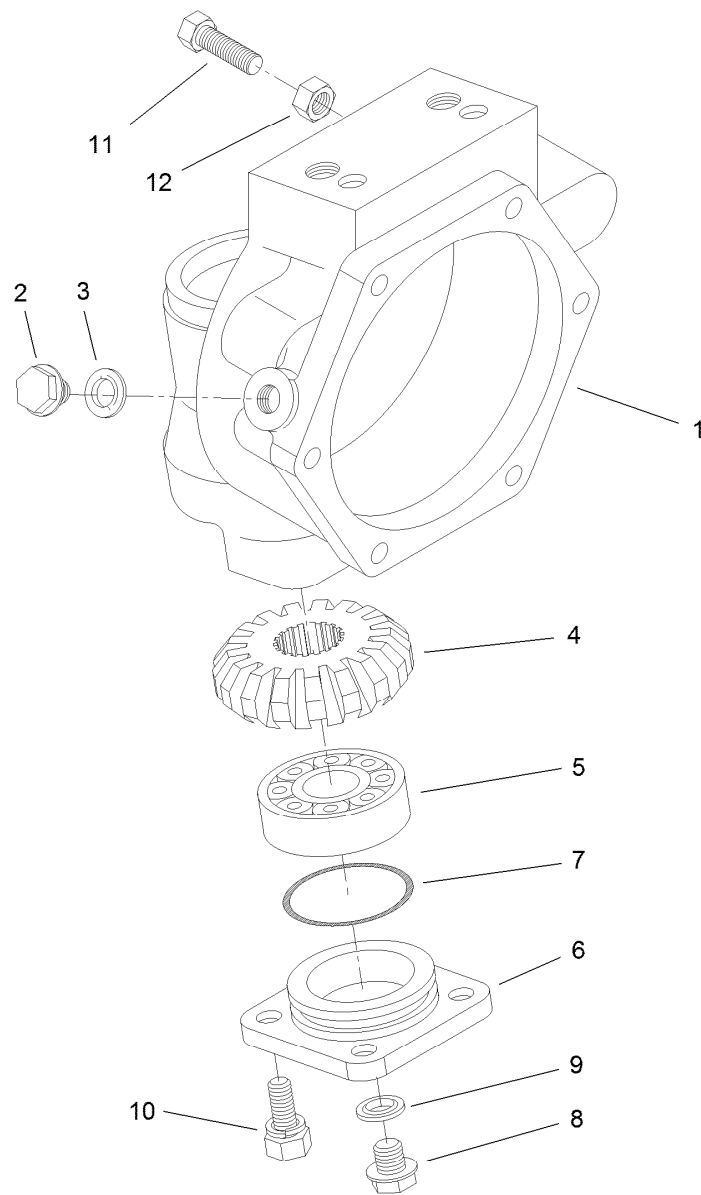
## Bevel Gear Case Assembly Rear Axle Assembly No. 110-4750

Ref.	Part Number	Qty.	Description	Ref.	Part Number	Qty.	Description
1	110-4752	2	Case-Gear, Bevel	12	104-2375	4	Bolt
2	110-4754	2	Seal-Oil	13	99-7599	8	Bolt
3	104-2378	2	Bushing	14	99-7525	4	Stud
4	106-1069	2	O-Ring	15	99-7526	4	Nut
5	104-2373	2	Knuckle	16	99-7527	4	Washer-Spring
6	104-2374	8	Bolt	18	106-1141	1	Steering Tie Rod ASM
7	100-3768	1	LH Steering Arm ASM	18:2	106-1113	2	Tie Rod End ASM - RH Thread
7:2	104-8634	1	Bushing	18:2:1	100-3853	1	Cover-Dust
7:3	106-1104	2	Fitting-Grease	18:2:2	100-3854	1	Nut-Castle
8	100-3766	1	RH Steering Arm ASM	18:2:3	110-4755	1	Fitting-Grease
8:2	104-8634	1	Bushing	18:2:4	3272-11	1	Pin-Cotter
8:3	106-1104	2	Fitting-Grease	18:5	100-3855	2	Bolt
10	95-7547	2	Shim 0.1	18:6	99-7527	2	Washer-Spring
10	95-7548	2	Shim 0.2	18:7	99-7526	2	Nut
10	95-7549	2	Shim 0.3				
11	99-7597	4	Pin-Dowel				



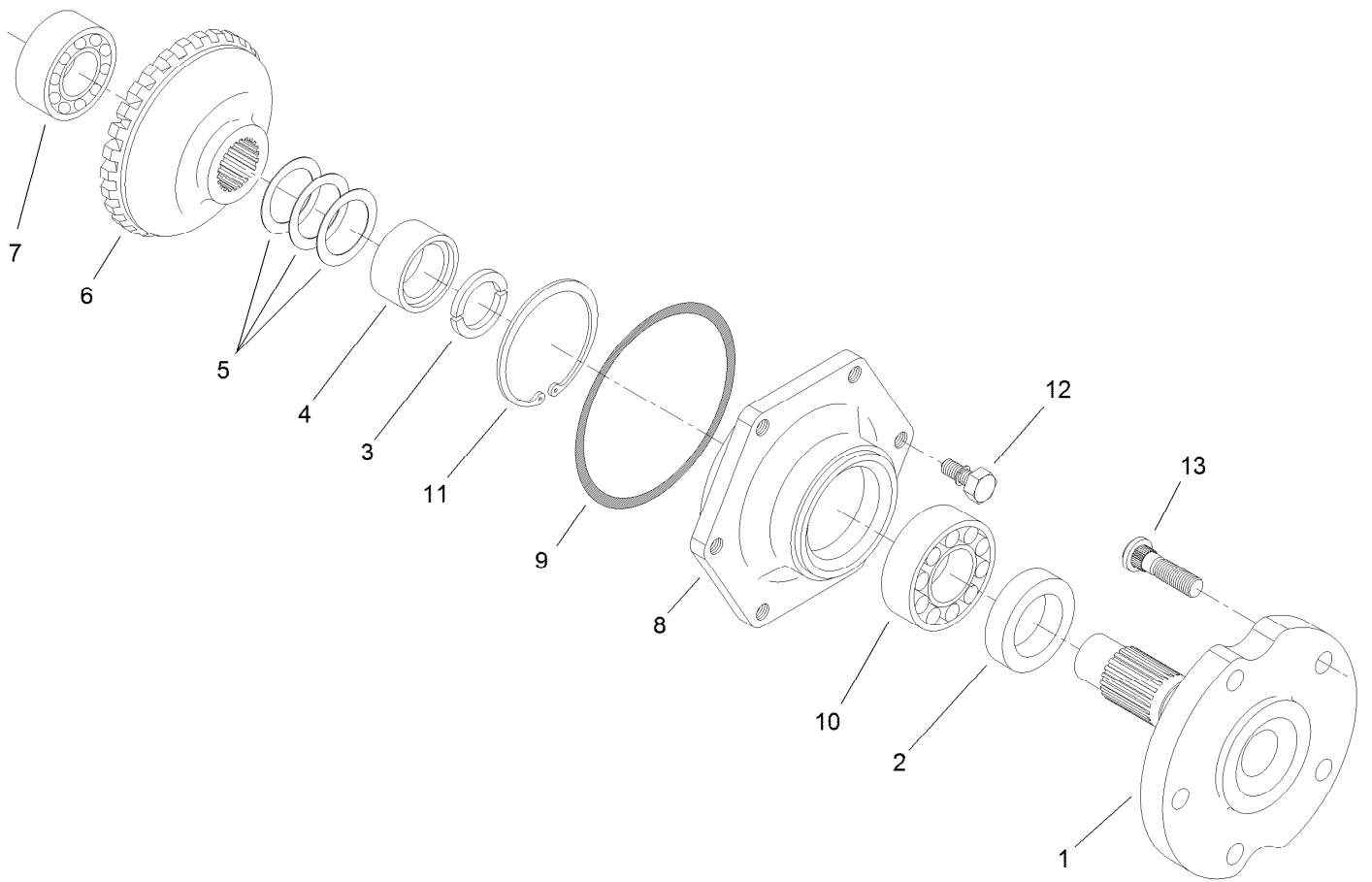
## Bevel Gear Shaft Assembly Rear Axle Assembly No. 110-4750

<i>Ref.</i>	<i>Part Number</i>	<i>Qty.</i>	<i>Description</i>
1	95-7509	1	Shaft-Gear, Differential
2	95-7512	1	Shaft-Gear, Differential
3	95-7517	2	Gear-Bevel, 15 Tooth
4	99-7530	4	Bearing-Ball
5	99-7552	2	Shim 0.1
5	99-7553	2	Shim 0.2
5	99-7554	2	Shim 0.5
6	99-7531	2	Clip
7	110-4753	2	Shaft-Gear, Bevel
8	95-7519	2	Gear-Bevel, 17 Tooth
9	99-7532	2	Bearing-Roller, Taper
10	99-7558	2	Collar



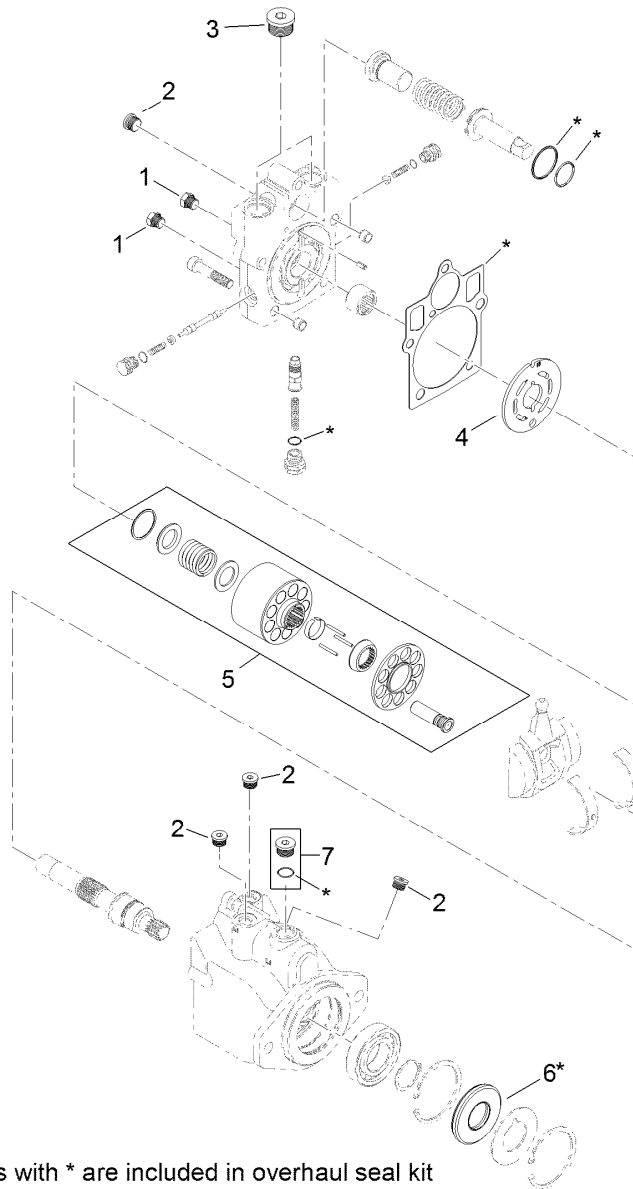
## Axle Case Assembly Rear Axle Assembly No. 110-4750

<i>Ref.</i>	<i>Part Number</i>	<i>Qty.</i>	<i>Description</i>
1	110-4751	2	Case-Axle
2	99-7535	2	Plug
3	99-7536	2	Washer-Seal
4	95-7527	2	Gear-Bevel, 17 Tooth
5	99-7532	2	Bearing-Roller, Taper
6	100-2560	2	Cover
7	106-1070	2	O-Ring
8	99-7589	2	Plug
9	99-7590	2	Washer-Seal
10	100-2562	8	Bolt
11	106-1102	2	Bolt-Stop
12	106-1103	2	Nut



## Axle Assembly Rear Axle Assembly No. 110-4750

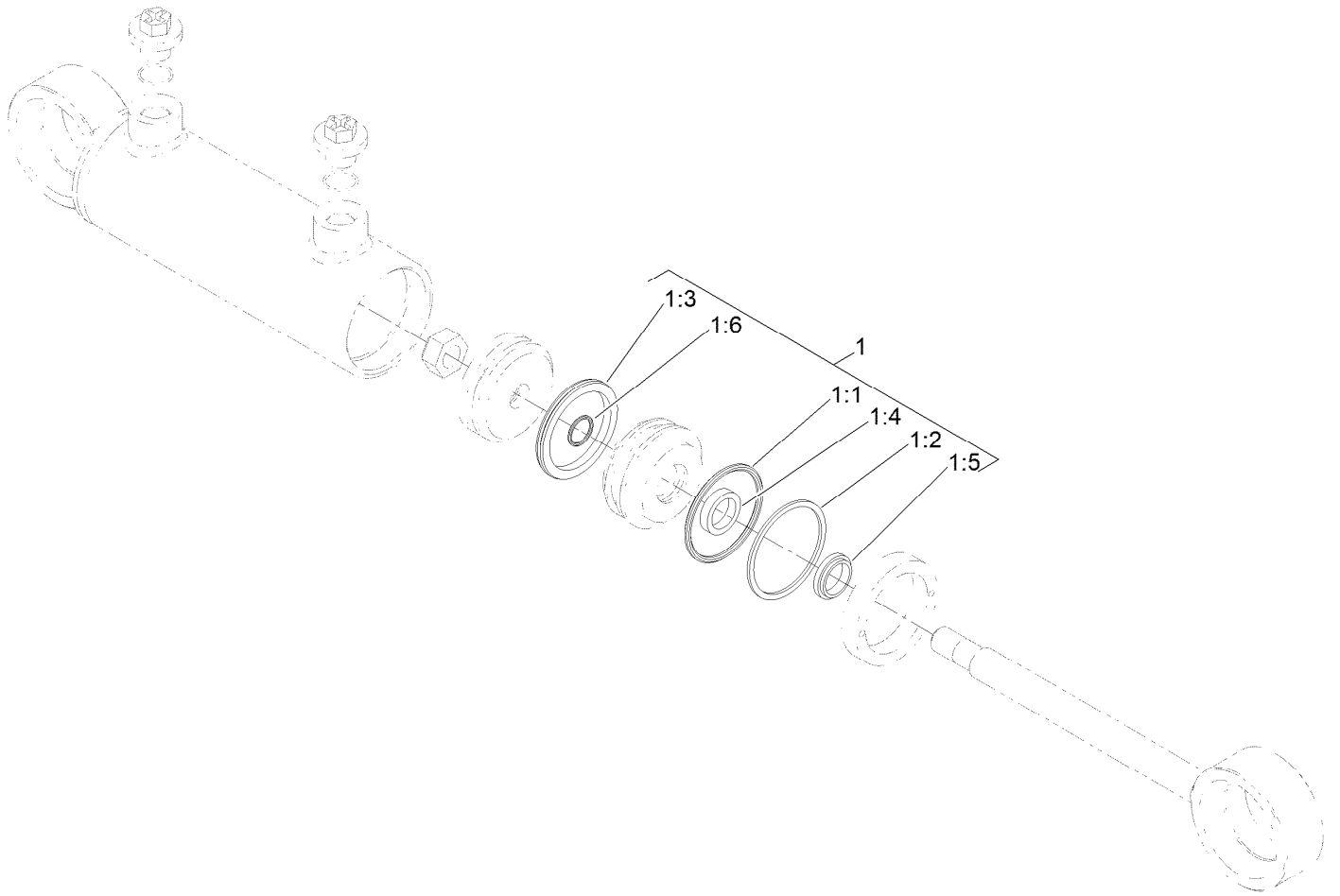
<i>Ref.</i>	<i>Part Number</i>	<i>Qty.</i>	<i>Description</i>
1	95-7522	2	Axle
2	99-7564	2	Seal-Oil
3	95-7544	4	Clip
4	95-7523	2	Spacer
5	99-7555	2	Shim 0.3
5	99-7556	2	Shim 0.2
5	99-7557	2	Shim 0.5
6	95-7524	2	Gear-Bevel, 29 Tooth
7	99-7534	2	Bearing-Ball
8	95-7521	2	Cover-Axle
9	106-1071	2	O-Ring
10	99-7561	2	Bearing-Ball
11	99-7539	2	Clip
12	99-7596	12	Bolt
13	99-7563	10	Stud



8 = all items with \* are included in overhaul seal kit

## Hydraulic Motor Assembly No. 120-8814

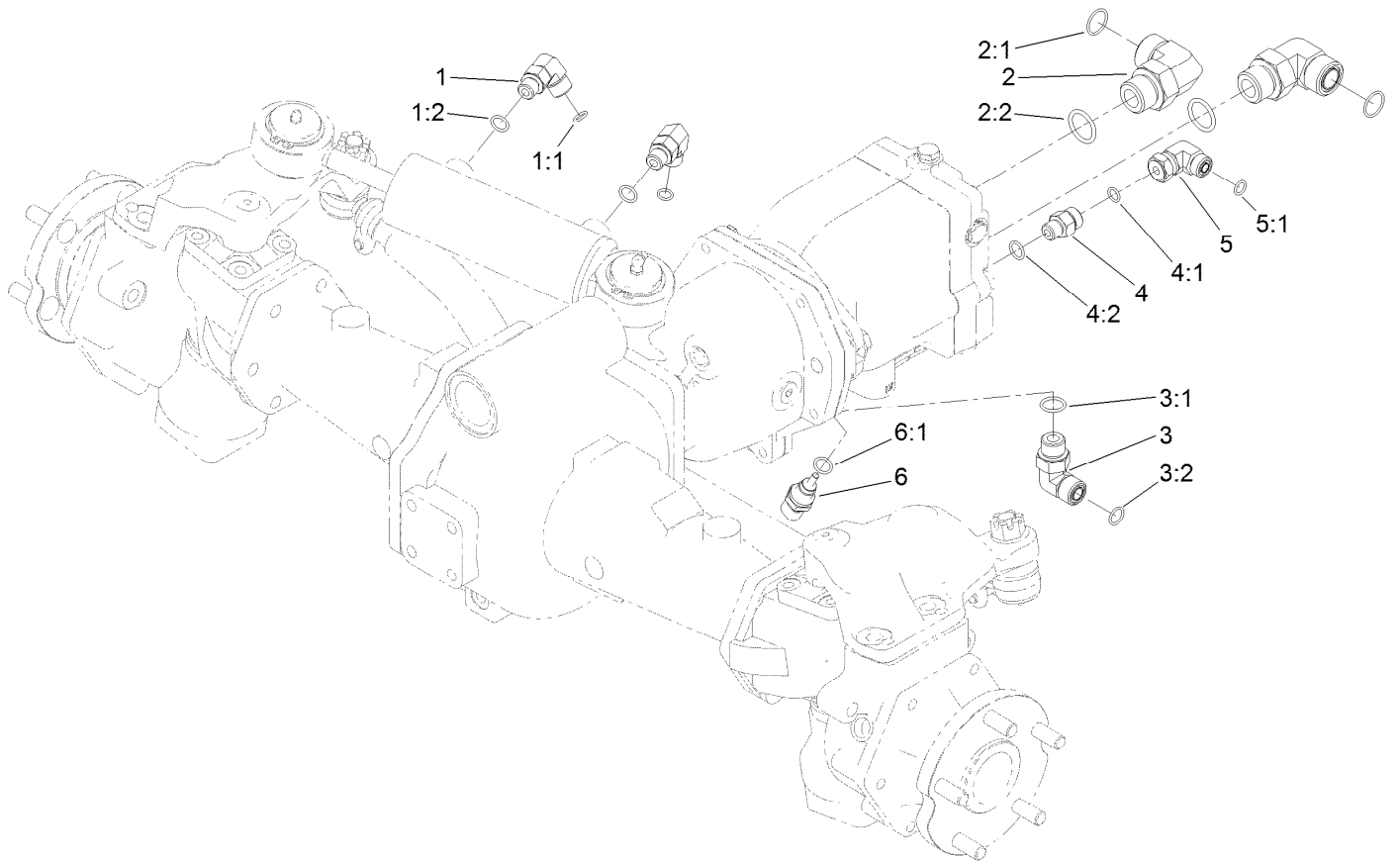
Ref.	Part Number	Qty.	Description
1	92-1352	2	Plug
2	69-3080	5	Plug
3	69-3130	2	Plug
4	121-1734	1	Plate-Valve
5	110-6472	1	Cylinder Block Kit ASM
6	69-3190	1	Seal-Lip
7	67-9090	1	Plug
8	121-1736	1	Overhaul Seal Kit



## Steering Cylinder Assembly No. 121-1534

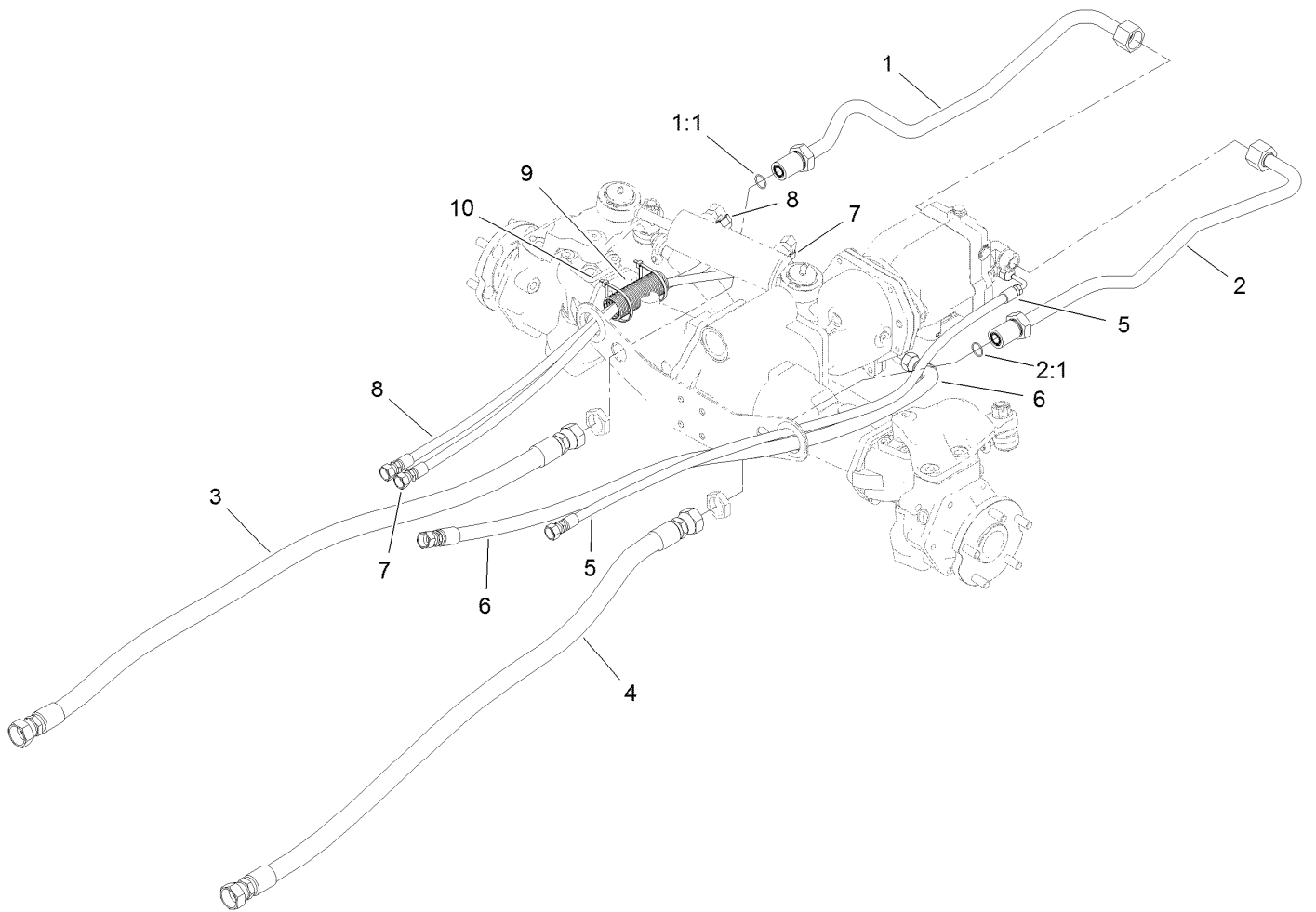
<i>Ref.</i>	<i>Part Number</i>	<i>Qty.</i>	<i>Description</i>
1	125-4302	1	Seal Kit
1:1		1	O-Ring ●
1:2		1	Backup ●
1:3		1	Bp Seal ●
1:4		1	Bt Seal ●
1:5		1	Dust Seal ●
1:6		1	O-Ring ●

● Not serviced separately



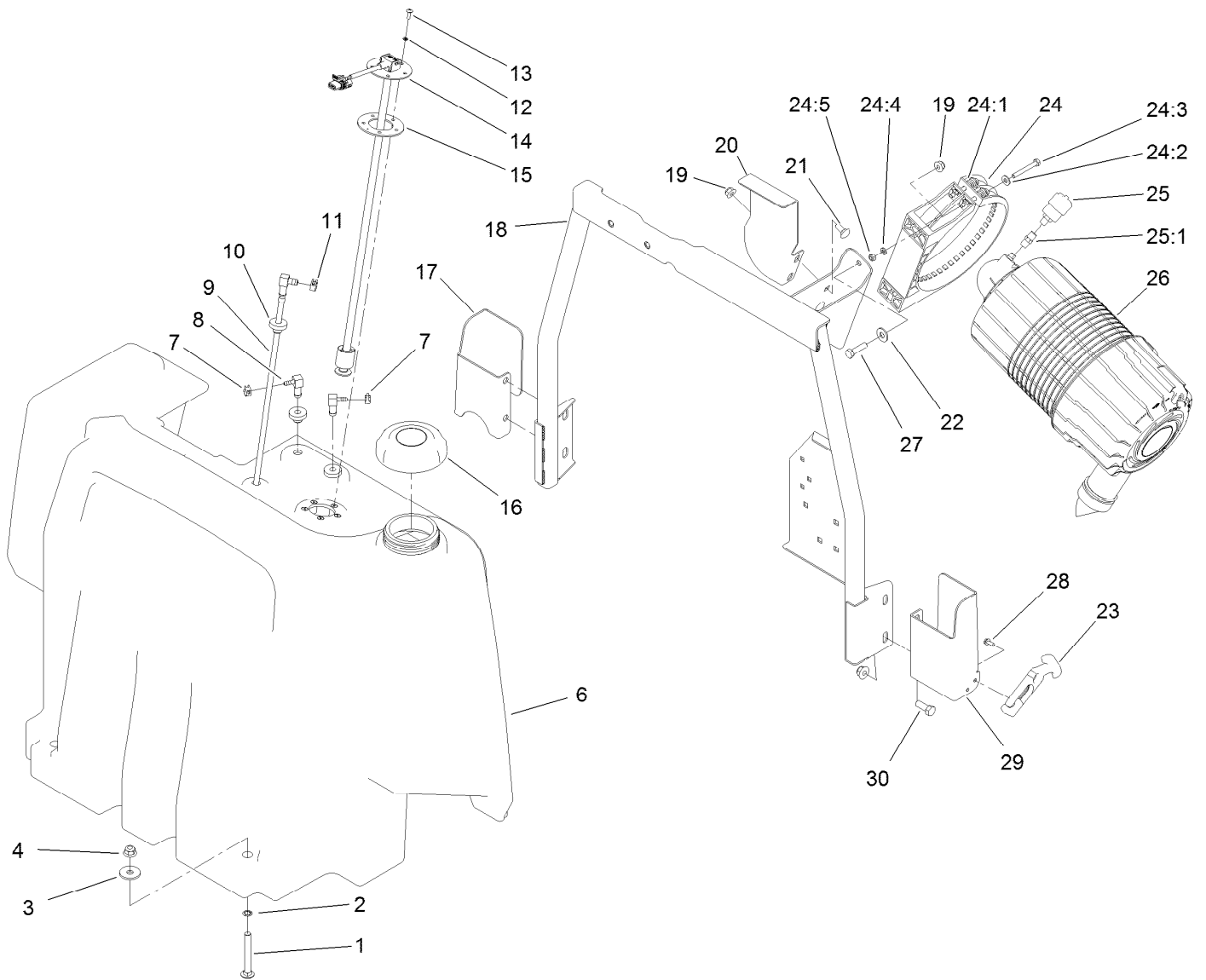
## Hydraulic Fitting Assembly

<i>Ref.</i>	<i>Part Number</i>	<i>Qty.</i>	<i>Description</i>	<i>Ref.</i>	<i>Part Number</i>	<i>Qty.</i>	<i>Description</i>
1	340-77	2	Fitting-Elbow, 90 DEG	3:2	237-30	1	O-Ring
1:1	237-22	1	O-Ring	4	340-2	1	Fitting-Straight
1:2	237-42	1	O-Ring	4:1	237-22	1	O-Ring
2	340-142	2	Fitting-Elbow, 90 DEG	4:2	237-42	1	O-Ring
2:1	237-58	1	O-Ring	5	340-159	1	Elbow-90
2:2	237-81	1	O-Ring	5:1	237-22	2	O-Ring
3	340-98	1	Fitting-Elbow, 90 DEG	6	110-8829	1	Sender-Temperature
3:1	237-79	1	O-Ring	6:1	237-42	1	O-Ring



## Hose and Tube Routing Assembly

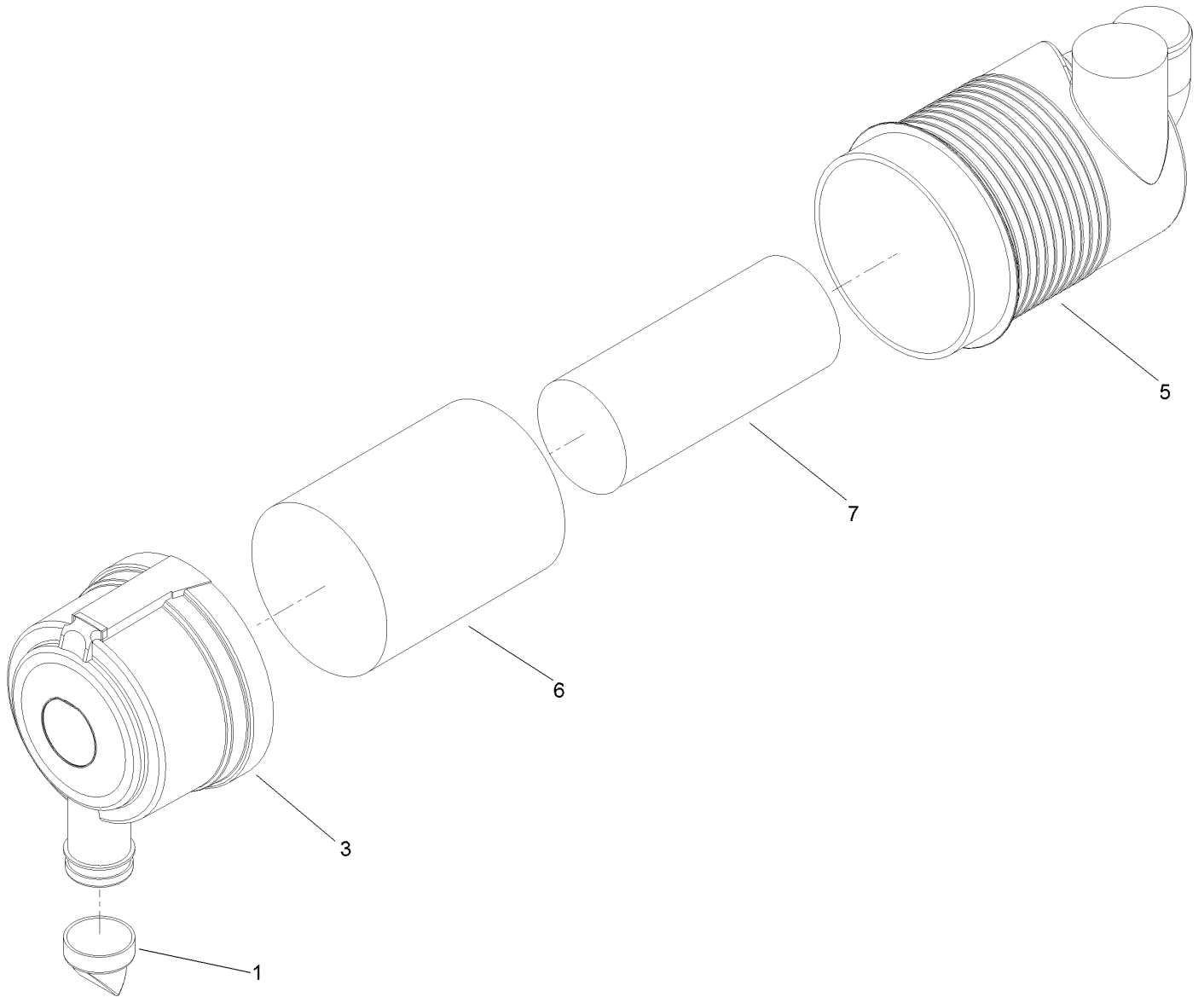
<i>Ref.</i>	<i>Part Number</i>	<i>Qty.</i>	<i>Description</i>
1	120-9067	1	HYD Tube ASM
1:1	237-58	1	O-Ring
2	120-9068	1	Tube ASM
2:1	237-58	1	O-Ring
3	121-1502	1	Hose-HYD
4	114-0024	1	Hose-HYD
5	121-1459	1	Hose-HYD
6	121-1458	1	Hose-HYD
7	121-1500	1	Hose-HYD
8	121-1501	1	Hose-HYD
9	121-1544	2	Cover-Hose
10	3290-379	4	Tie-Cable



## Fuel Tank and Air Cleaner Assembly

Ref.	Part Number	Qty.	Description	Ref.	Part Number	Qty.	Description
1	3231-10	2	Screw-CARR	20	120-4193-0P	1	Bracket-Fuel Tank
2	32151-72	2	Ring-Retaining	21	3230-1	2	Bolt-CARR
3	63-8410	2	Washer	22	3256-3	2	Washer-Flat
4	104-8301	6	Nut-HF, NI	23	103-4080	2	Latch-Rubber
6	120-4195	1	Tank-Fuel	24	99-5414	1	Strap-Cleaner, Air
7	2412-98	2	Clamp-Hose	24:1	108-1512	2	Spring
8	104-5228	2	Fitting-Elbow, 90 DEG	24:2	3256-22	2	Washer-Flat
9	120-8908	1	Pipe-Stand	24:3	33113-050	2	Screw-HH
10	46-6560	3	Bushing	24:4	33093-00	2	Washer-Flat
11	92-2379	1	Clamp-Hose	24:5	33023-00	2	Nut-Lock
12	3253-15	5	Washer-Lock	25	104-3563	1	Indicator
13	32122-24	5	Screw-PTH	25:1	94-1416	1	Adapter-Indicator
14	121-1688	1	Gauge-Fuel	26	99-5410	1	Air Cleaner ASM
15	121-1707	1	Gasket-Fuel, Viton	27	322-6	2	Screw-HH
16	125-9171	1	Cap-Fuel	28	32144-1	4	Screw-Taptite
17	121-1514-03	1	Bracket-Latch, RH	29	121-1513-03	1	Bracket-Latch, LH
18	120-4190-0P	1	Support-Tank	30	323-6	4	Screw-HH
19	104-8300	4	Nut-HF, NI				

# Air Cleaner Assembly No. 99-5410

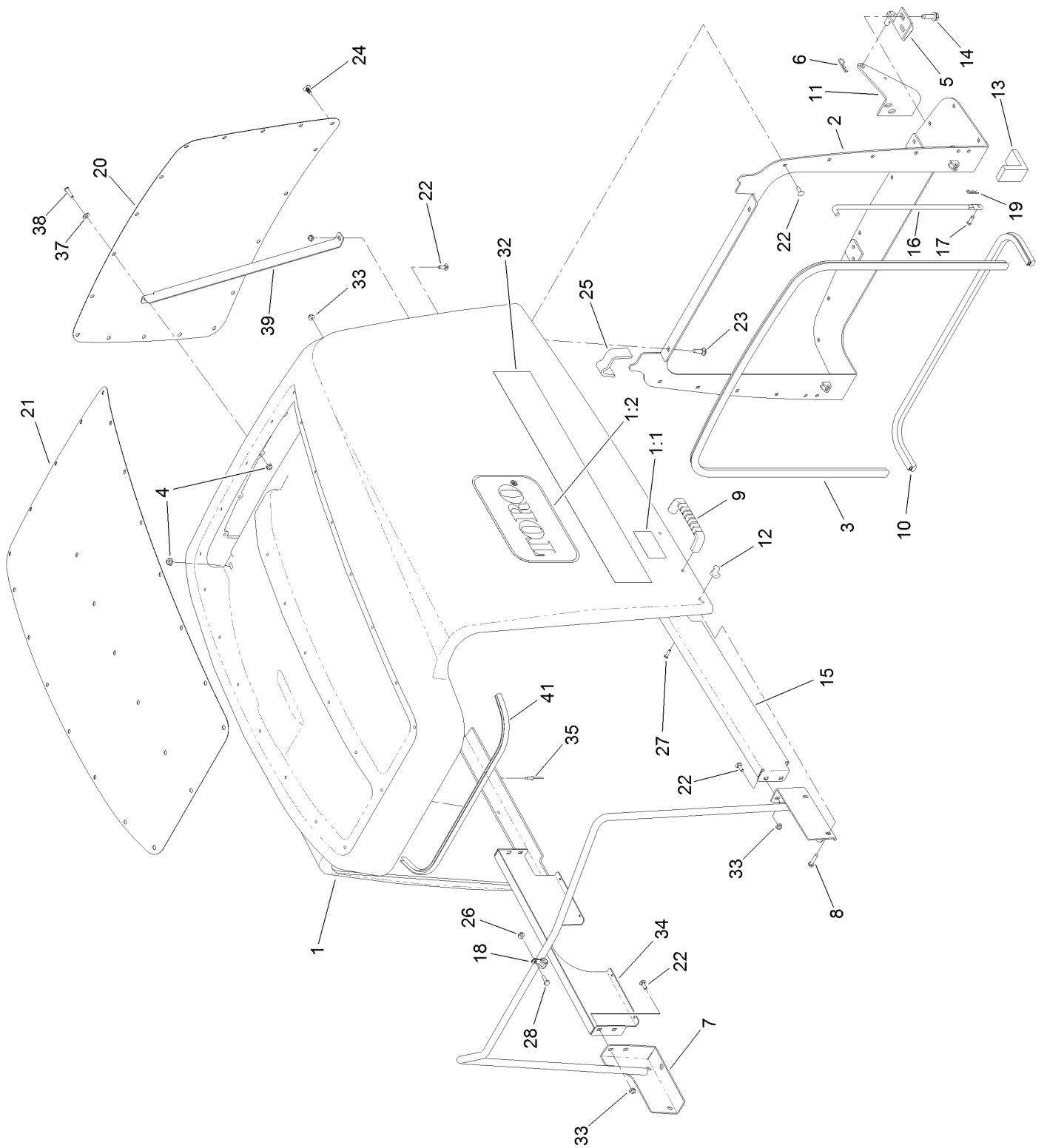


## Air Cleaner Assembly No. 99-5410 (continued)

<i>Ref.</i>	<i>Part Number</i>	<i>Qty.</i>	<i>Description</i>	<i>Ref.</i>	<i>Part Number</i>	<i>Qty.</i>	<i>Description</i>
1	104-4258	1	Valve-Vacuator	6	108-3814	1	Filter-Air
3	104-4259	1	Cover	7	108-3816	1	Filter-Air
5		1	Body ASM ●				

● Not serviced separately

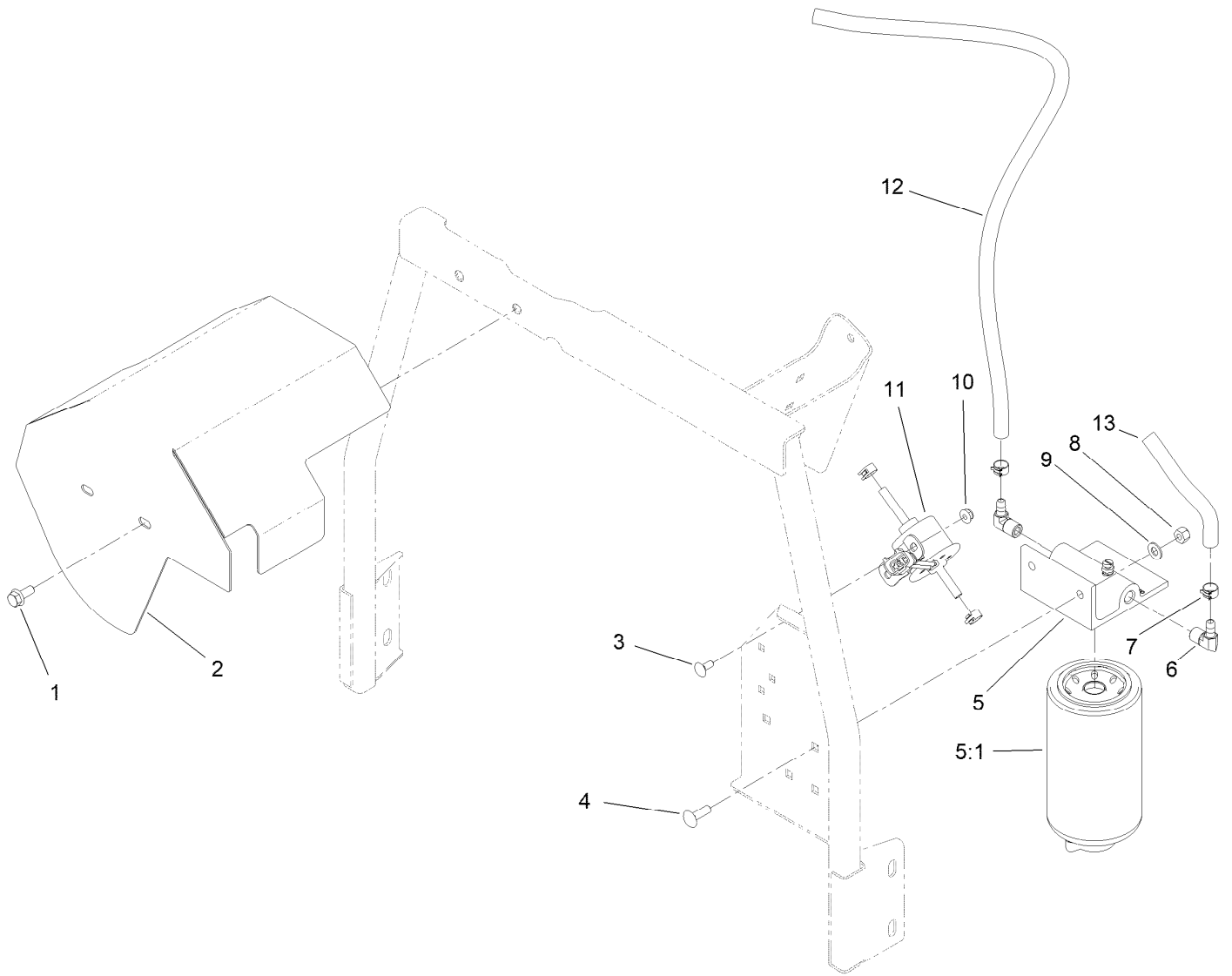
# Hood Assembly



## Hood Assembly (continued)

<i>Ref.</i>	<i>Part Number</i>	<i>Qty.</i>	<i>Description</i>	<i>Ref.</i>	<i>Part Number</i>	<i>Qty.</i>	<i>Description</i>
1	120-9090	1	Hood ASM	18	2412-134	2	Clamp-R
1:1	106-6754	2	Decal-Danger	19	3290-307	2	Pin-Cotter
1:2	139-6028	2	Decal-Logo, Toro	20	120-9096-03	1	Screen-Hood, Rear
2	120-9099-0P	1	Pivot-Hood	21	120-9097-03	1	Screen-Hood, Top
3	114-3823	1	Seal-Bulb	22	3229-1	24	Screw-CARR
4	104-8300	2	Nut-HF, NI	23	3230-2	2	Bolt-CARR
5	121-1470	2	Pivot-Screen	24	117-2382	42	Plug-Plastic
6	3290-467	2	Pin-Hair	25	120-9087	2	Seal-Foam
7	120-4196-0P	1	Support-Hood	26	32128-33	2	Nut-HF
8	137-3101	4	Screw-Plastic, HWH	27	32104-4	2	Screw
9	65-5100	2	Handle-Door	28	321-4	2	Screw-HH
10	104-3590	1	Seal-Bulb	32	119-0054	2	Decal-Hood
11	104-3588-03	2	Pivot-Screen	33	104-7201	25	Nut-HF, NI
12	103-4081	2	Latch-Keeper	34	120-8948-0P	1	Support-Hood, RH
13	104-3580	2	Seal-Corner, Screen	35	3269-4	8	Rivet-Pop
14	32144-109	8	Screw-Thd	37	3256-1	1	Washer-Flat
15	120-8949-0P	1	Support-Hood, LH	38	3274-65	1	Screw-HSBH
16	104-8313	2	Rod-Hood	39	127-3707-0P	1	Support-Hood
17	283-67	2	Pin-Clevis	41	132-6181	1	Trim

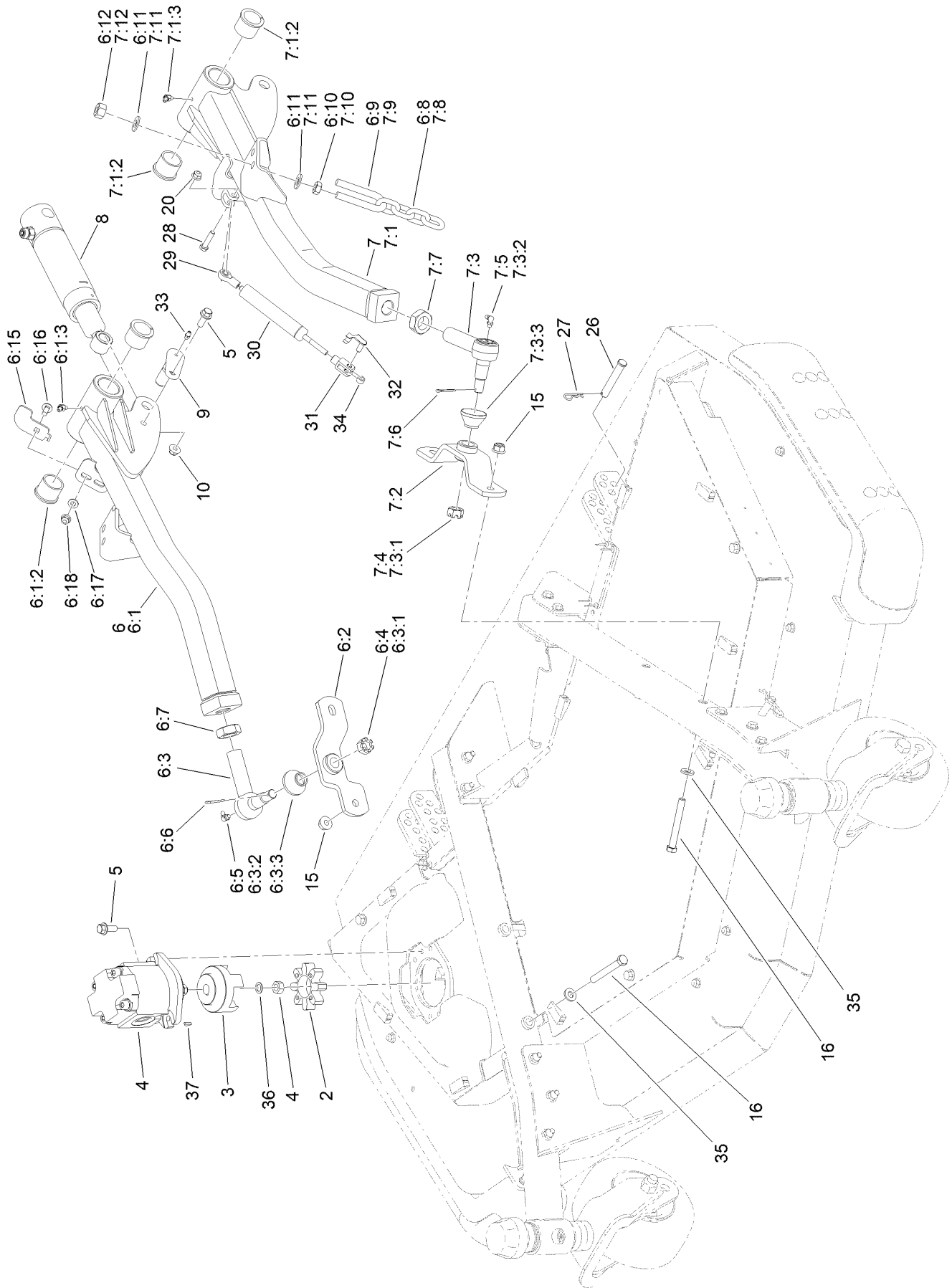
# Fuel/Water Separator and Shield Assembly



## Fuel/Water Separator and Shield Assembly (continued)

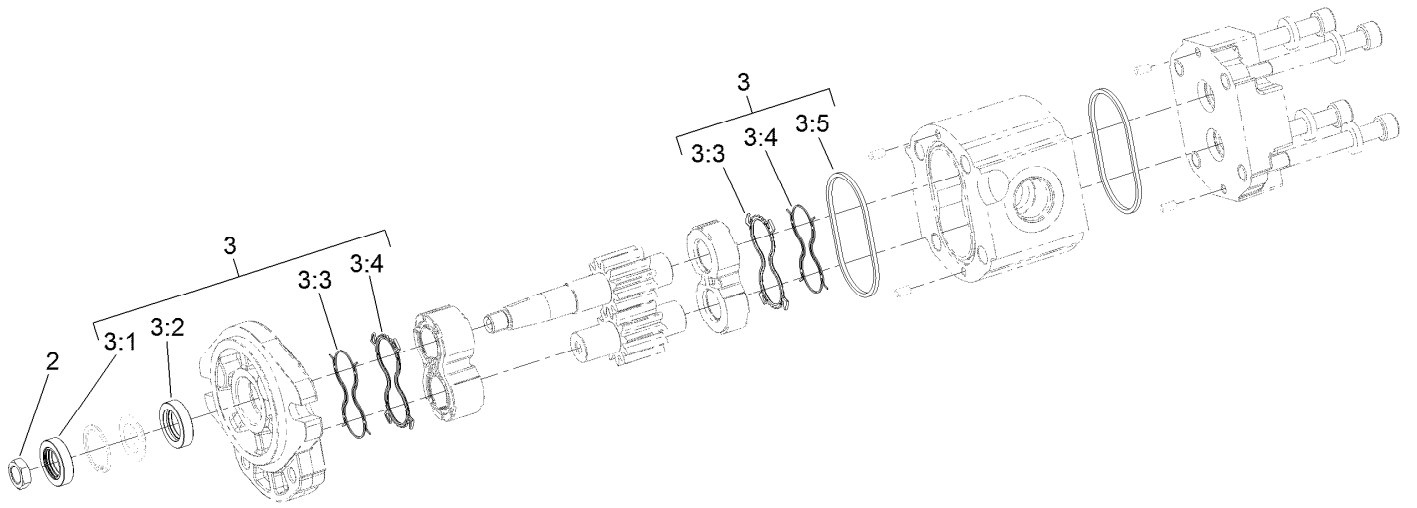
<i>Ref.</i>	<i>Part Number</i>	<i>Qty.</i>	<i>Description</i>	<i>Ref.</i>	<i>Part Number</i>	<i>Qty.</i>	<i>Description</i>
1	3234-47	2	Screw-HHF	7	92-2379	4	Clamp-Hose
2	120-4188-0P	1	Bracket-Guard, Fuel Tank	8	3296-29	2	Nut-Lock, NI
3	3229-11	2	Screw-CARR	9	3256-23	2	Washer-Plain
4	3230-22	2	Screw-CARR	10	104-7201	2	Nut-HF, NI
5	125-2914	1	Filter-Separator	11	121-5613	1	Pump-Fuel, Electric
5:1	125-2915	1	Filter-Fuel/Water Separator	12	109-0309	1	Hose-Fuel
6	353-781	2	Fitting-HYD, 90	13	110-3256	1	Hose-Fuel

# Front Deck Installation Assembly



## Front Deck Installation Assembly (continued)

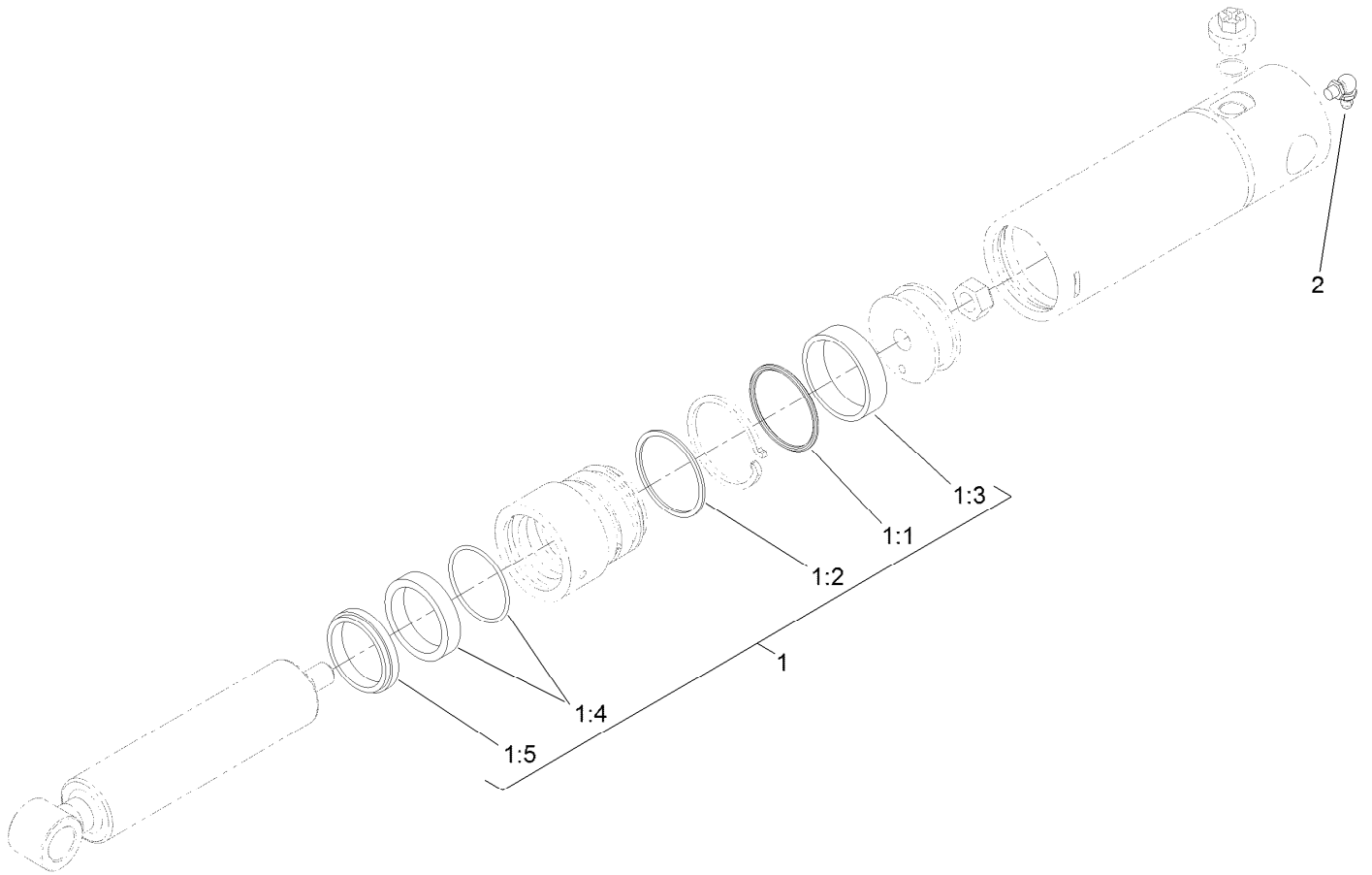
<i>Ref.</i>	<i>Part Number</i>	<i>Qty.</i>	<i>Description</i>	<i>Ref.</i>	<i>Part Number</i>	<i>Qty.</i>	<i>Description</i>
2	104-3542	1	Spider	7:3	86-8101	1	Joint-Ball
3	104-3541	1	Hub-Spider	7:3:1	32136-2	1	Nut-SHH
4	127-3694	1	HYD Motor ASM	7:3:2	302-40	1	Fitting-Grease, 90 DEG
5	3234-42	4	Screw-HHF	7:3:3	114-2874	1	Seal-Ball Joint
6	138-6398	1	RH Front Lift Arm ASM	7:4	32136-2	1	Nut-SHH
6:1	140-5807	1	RH Lift Arm ASM	7:5	302-40	1	Fitting-Grease, 90 DEG
6:1:2	104-0015	2	Bushing-Flange	7:6	3272-12	1	Pin-Cotter
6:1:3	302-11	1	Fitting-Lube, 45 DEG	7:7	21-3001	1	Nut-Jam
6:2	140-5809	1	Support-Hub	7:8	95-6231	1	Chain-HOC
6:3	86-8101	1	Joint-Ball	7:9	104-0108	1	U-Bolt
6:3:1	32136-2	1	Nut-SHH	7:10	3217-9	2	Nut-HH
6:3:2	302-40	1	Fitting-Grease, 90 DEG	7:11	3256-26	4	Washer-Flat
6:3:3	114-2874	1	Seal-Ball Joint	7:12	3296-25	2	Nut-Lock, NI
6:4	32136-2	1	Nut-SHH	8	120-8802	2	HYD Cylinder ASM
6:5	302-40	1	Fitting-Grease, 90 DEG	9	120-5575	2	Pin
6:6	3272-12	1	Pin-Cotter	10	104-8301	2	Nut-HF, NI
6:7	21-3001	1	Nut-Jam	15	114-8417	4	Nut-HF, NI
6:8	95-6231	1	Chain-HOC	16	324-19	4	Screw-HH
6:9	104-0108	1	U-Bolt	20	104-8300	1	Nut-HF, NI
6:10	3217-9	2	Nut-HH	26	283-55	2	Pin-Clevis
6:11	3256-26	4	Washer-Flat	27	3290-467	2	Pin-Hair
6:12	3296-25	2	Nut-Lock, NI	28	322-17	1	Screw-HH
6:15	140-5824	1	Plate-Sensor	29	104-8331	1	End-Rod, Spherical
6:16	3230-23	1	Bolt-CARR	30	105-3249	1	Damper
6:17	3256-23	1	Washer-Plain	31	115-5455	1	End-Rod, Clevis
6:18	104-8300	1	Nut-HF, NI	32	115-5454	1	Pin-Spring
7	138-6399	1	LH Front Lift Arm ASM	33	302-5	2	Fitting-Grease
7:1	140-5808	1	LH Lift Arm ASM	34	115-2142	1	Spacer
7:1:2	104-0015	2	Bushing-Flange	35	87-7480	4	Washer
7:1:3	302-11	1	Fitting-Lube, 45 DEG	36	112-6957	1	Washer-Hardened
7:2	140-5809	1	Support-Hub	37	3257-3	1	Key-Woodruff



## Hydraulic Motor Assembly No. 127-3694

Ref.	Part Number	Qty.	Description
2	110-8815	1	Nut-Hex
3	114-5620	1	Seal Kit
3:1		1	Seal-Shaft ●
3:2		1	Seal-Shaft ●
3:3		2	Seal-Anti Extrusion ●
3:4		2	Seal-Plate, Balancing ●
3:5		2	O Ring-Housing ●

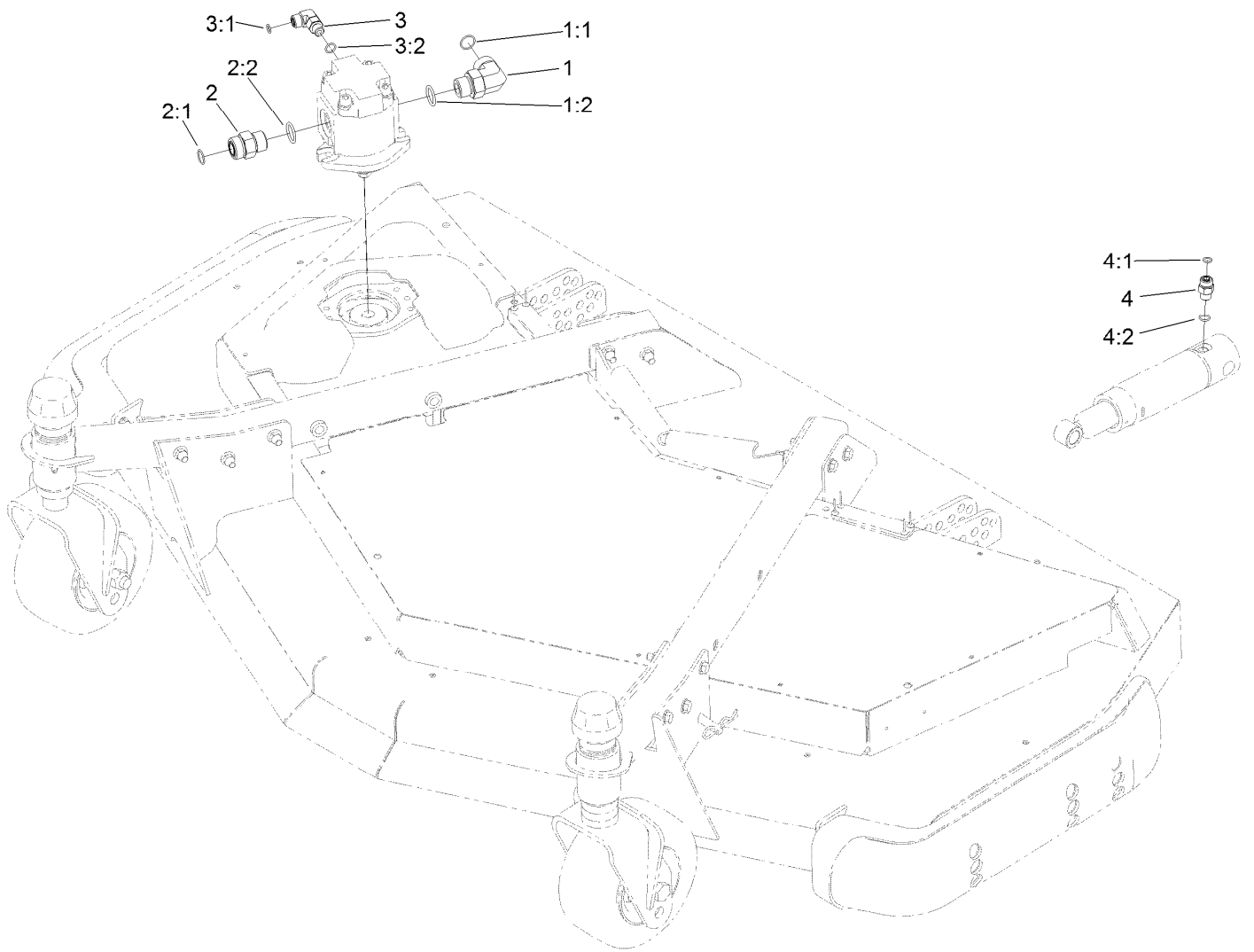
● Not serviced separately



## Lift Cylinder Assembly No. 120-8802

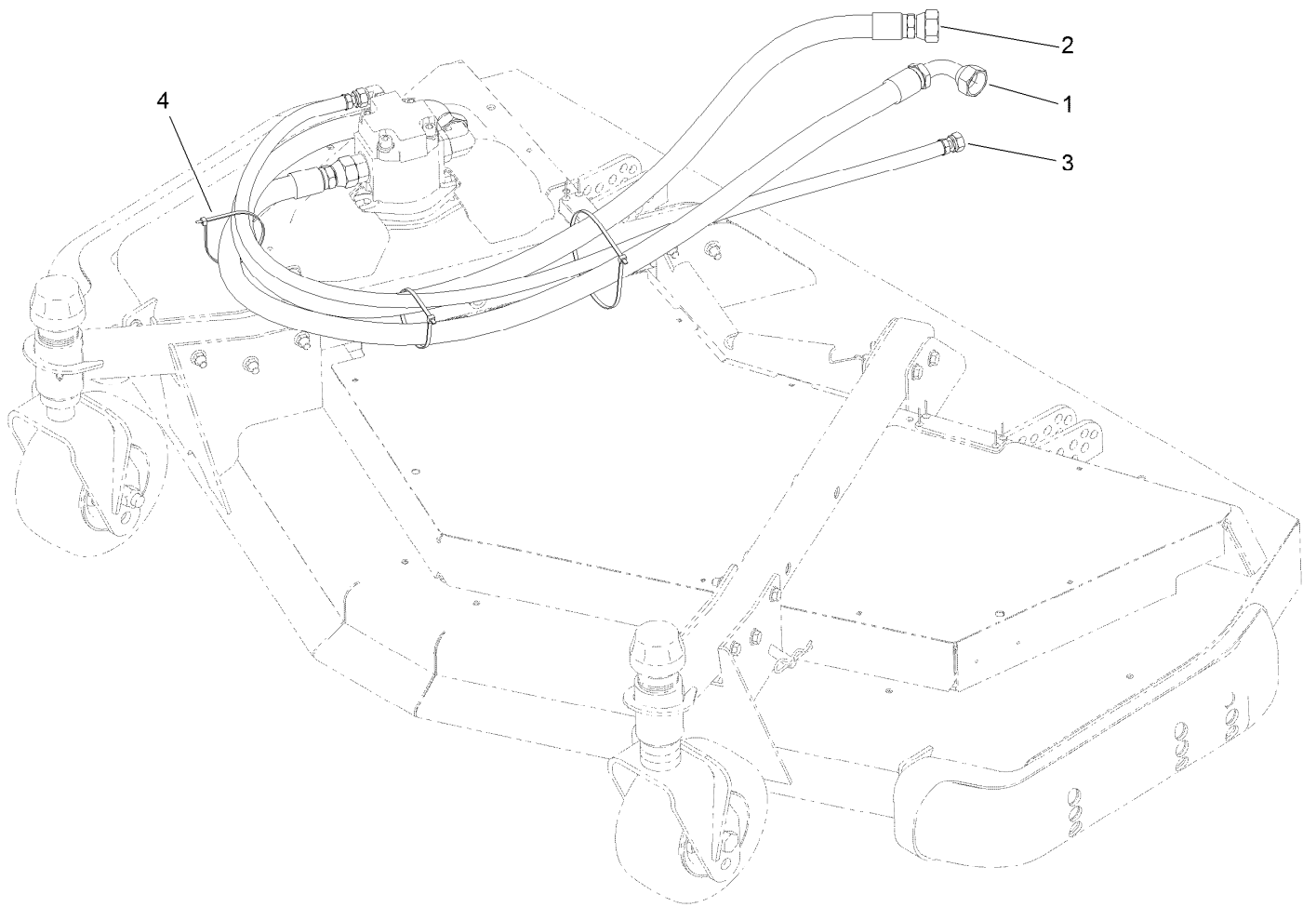
<i>Ref.</i>	<i>Part Number</i>	<i>Qty.</i>	<i>Description</i>
1	125-4301	1	Seal Kit
1:1		1	O-Ring ●
1:2		1	Backup ●
1:3		1	Wear Ring ●
1:4		1	Bds Seal ●
1:5		1	Dust Seal ●
2	302-60	1	Fitting-Grease

● Not serviced separately



## Front Deck Hydraulic Fitting Assembly

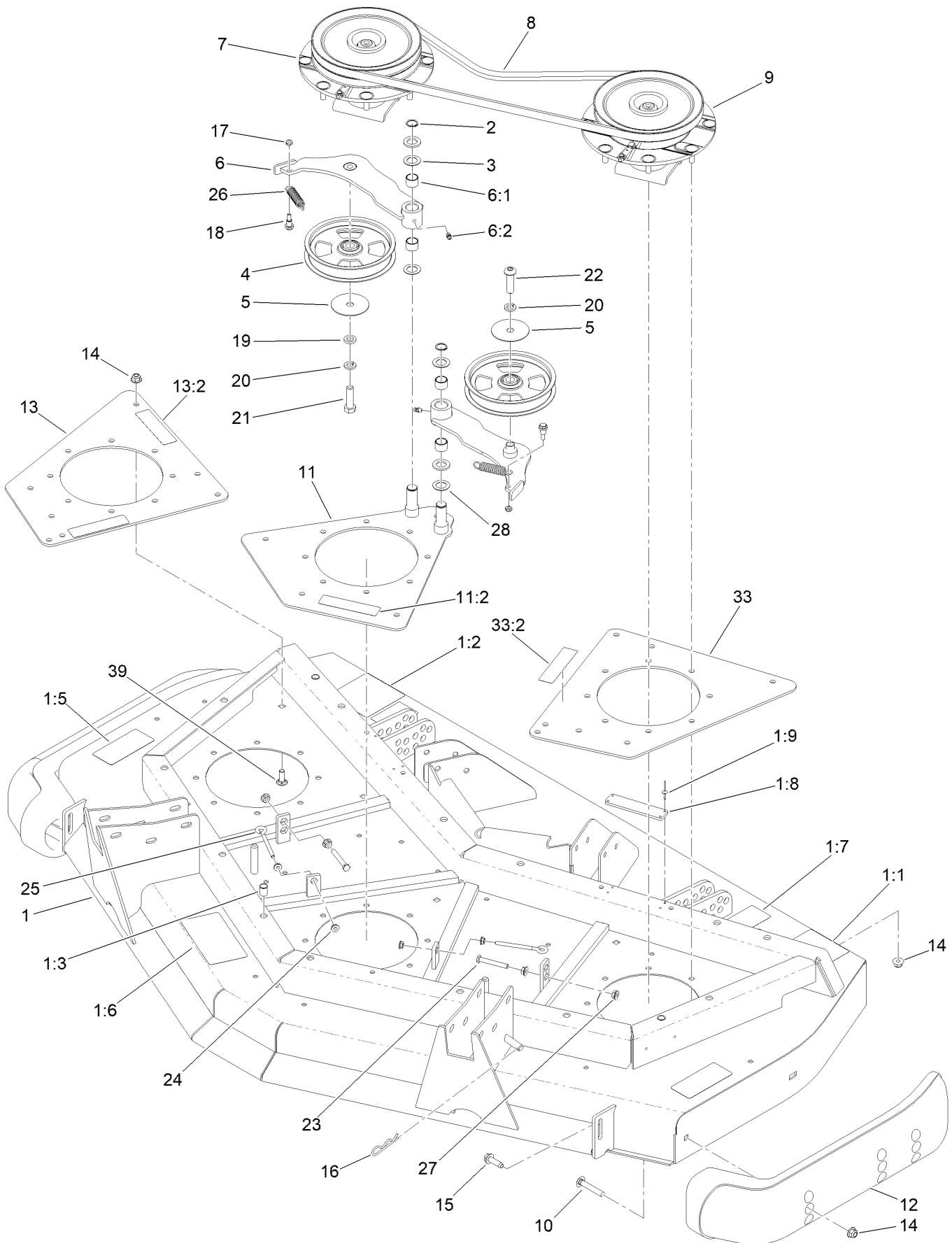
Ref.	Part Number	Qty.	Description
1	340-142	1	Fitting-Elbow, 90 DEG
1:1	237-58	1	O-Ring
1:2	237-81	1	O-Ring
2	340-9	1	Fitting-STR
2:1	237-58	1	O-Ring
2:2	237-81	1	O-Ring
3	340-77	1	Fitting-Elbow, 90 DEG
3:1	237-22	1	O-Ring
3:2	237-42	1	O-Ring
4	340-2	2	Fitting-Straight
4:1	237-22	1	O-Ring
4:2	237-42	1	O-Ring



## Front Deck Hose Routing Assembly

<i>Ref.</i>	<i>Part Number</i>	<i>Qty.</i>	<i>Description</i>
1	120-8987	1	Hose-HYD
2	120-8988	1	Hose-HYD
3	120-8989	1	Hose-HYD
4	3290-379	3	Tie-Cable

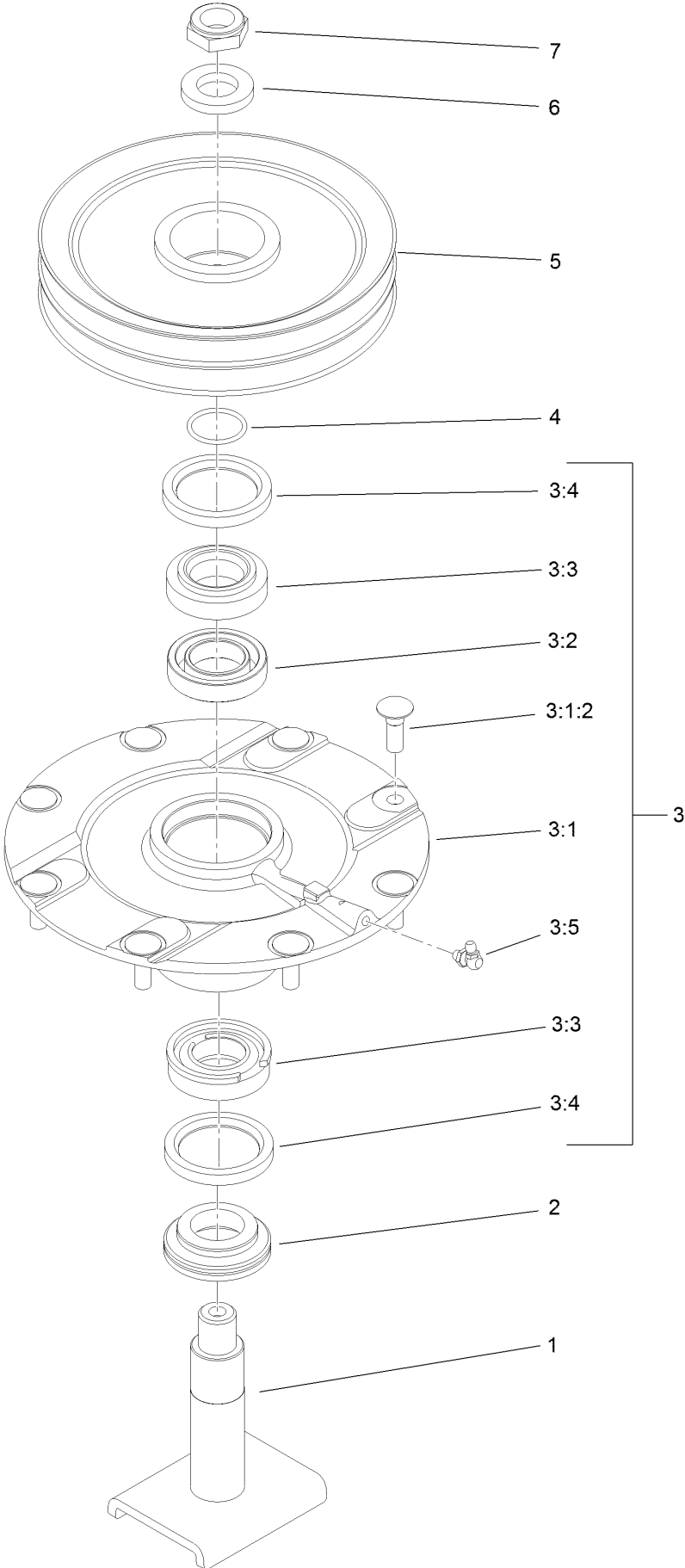
# Front Deck Idler and Skid Assembly



## Front Deck Idler and Skid Assembly (continued)

<i>Ref.</i>	<i>Part Number</i>	<i>Qty.</i>	<i>Description</i>	<i>Ref.</i>	<i>Part Number</i>	<i>Qty.</i>	<i>Description</i>
1	131-1234	1	Front Deck ASM	12	112-1479	2	Skid-Bumper, Deck
1:1	120-6604	2	Decal-Danger	13	131-1238	1	Plate-Spindle, Front Right
1:2	100-5624	1	Decal-HOC, RH	13:2	100-6578	2	Decal-Danger
1:3	32148-9	3	Nut-Clinch	14	104-8301	36	Nut-HF, NI
1:5	93-7818	2	Decal-Torque, Blade Bolt	15	9136144	2	Screw-HWHTF
1:6	100-5622	1	Decal-HOC	16	3290-355	1	Pin-Hair
1:7	104-3578	1	Decal-HOC, LH	17	3296-56	2	Nut-Lock, NI
1:8	105-0786	2	Pad-Plastic	18	104-0858	2	Bolt-Shoulder
1:9	3269-8	8	Rivet-Blind	19	9202424	1	Spacer
2	32120-72	2	Ring-Snap	20	3253-7	2	Washer-Lock
3	3-6498	4	Washer-Thrust	21	325-7	1	Screw-HH
4	132-9421	2	Pulley-Idler, Flat	22	108-1993	1	Screw-HSBH
5	100-3102	2	Washer-Flat	23	9114524	2	Bolt-TAP, HH
6	140-6227	2	Idler Arm ASM	24	32128-14	4	Nut-HF
6:1	256-76	2	Bushing	25	68-0090	2	Screw-Adjusting
6:2	302-5	1	Fitting-Grease	26	107938	2	Spring-Extension
7	139-1037	1	Double Driven Spindle ASM	27	32128-26	4	Nut-HF
8	108-8076	2	V-Belt, Deck	28	70-1160	2	Washer
9	139-1038	1	High Driven Spindle ASM	33	131-1239	1	Plate-Spindle, Front Left
10	3231-33	4	Screw-CARR	33:2	100-6578	1	Decal-Danger
11	131-1237	1	Plate-Spindle, Front Center	39	3231-22	12	Screw-CARR
11:2	100-6578	1	Decal-Danger				

# Double Driven Spindle Assembly No. 139-1037

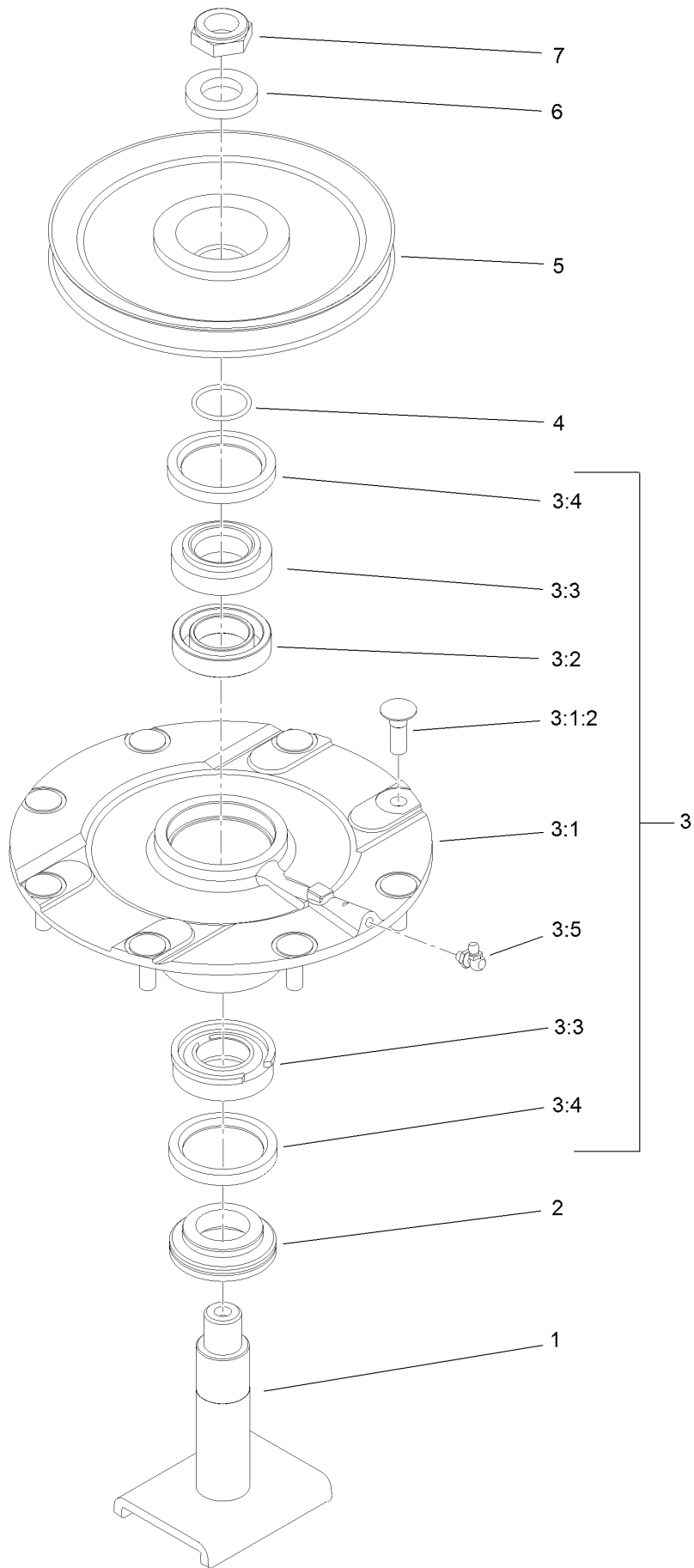


# Double Driven Spindle Assembly No. 139-1037 (continued)

<i>Ref.</i>	<i>Part Number</i>	<i>Qty.</i>	<i>Description</i>	<i>Ref.</i>	<i>Part Number</i>	<i>Qty.</i>	<i>Description</i>
1	139-1044	1	Shaft-Spindle	3:4	253-154	2	Seal-Oil
2	138-6416	1	Spacer-Spindle, Shaft	3:5	302-60	1	Fitting-Grease
3	119-4775	1	Spindle Housing ASM	4	106-7159	1	O-Ring
3:1		1	Spindle ASM ●	5	104-3547	1	Pulley-Driven, Double
3:1:2	114-8195	8	Bolt-Neck, Ribbed	6	120-5576	1	Washer-Hardened
3:2	120-5577	1	Bearing Spacer Set	7	3296-60	1	Nut-Lock, NI
3:3	110-8297	1	Bearing ASM				

● Not serviced separately

# High Driven Spindle Assembly No. 139-1038

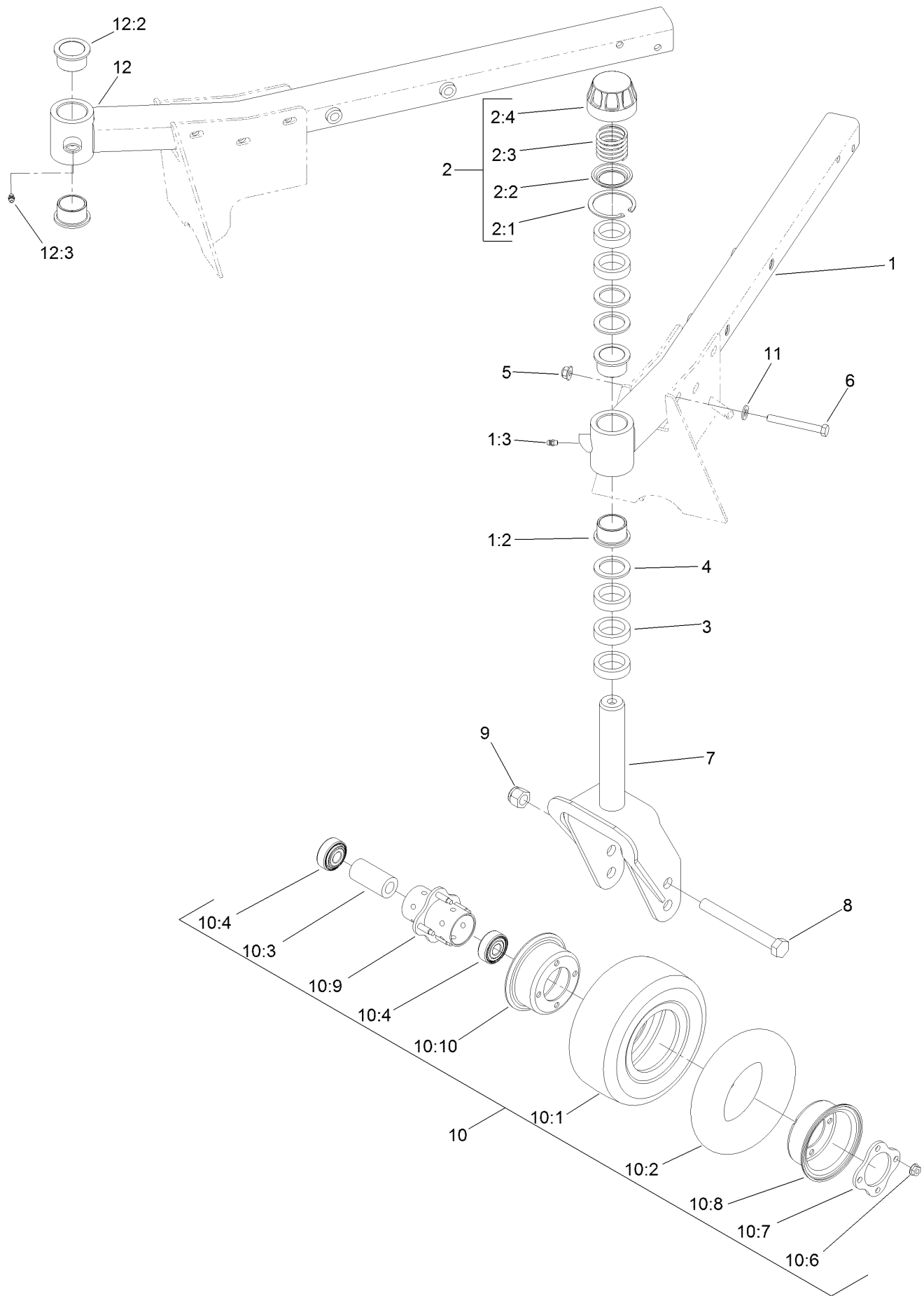


# High Driven Spindle Assembly No. 139-1038 (continued)

<i>Ref.</i>	<i>Part Number</i>	<i>Qty.</i>	<i>Description</i>	<i>Ref.</i>	<i>Part Number</i>	<i>Qty.</i>	<i>Description</i>
1	139-1044	1	Shaft-Spindle	3:4	253-154	2	Seal-Oil
2	138-6416	1	Spacer-Spindle, Shaft	3:5	302-60	1	Fitting-Grease
3	119-4775	1	Spindle Housing ASM	4	106-7159	1	O-Ring
3:1		1	Spindle ASM ●	5	104-3548	1	Pulley-Driven, High
3:1:2	114-8195	8	Bolt-Neck, Ribbed	6	120-5576	1	Washer-Hardened
3:2	120-5577	1	Bearing Spacer Set	7	3296-60	1	Nut-Lock, NI
3:3	110-8297	1	Bearing ASM				

● Not serviced separately

# Front Deck Caster Arm and Wheel Assembly



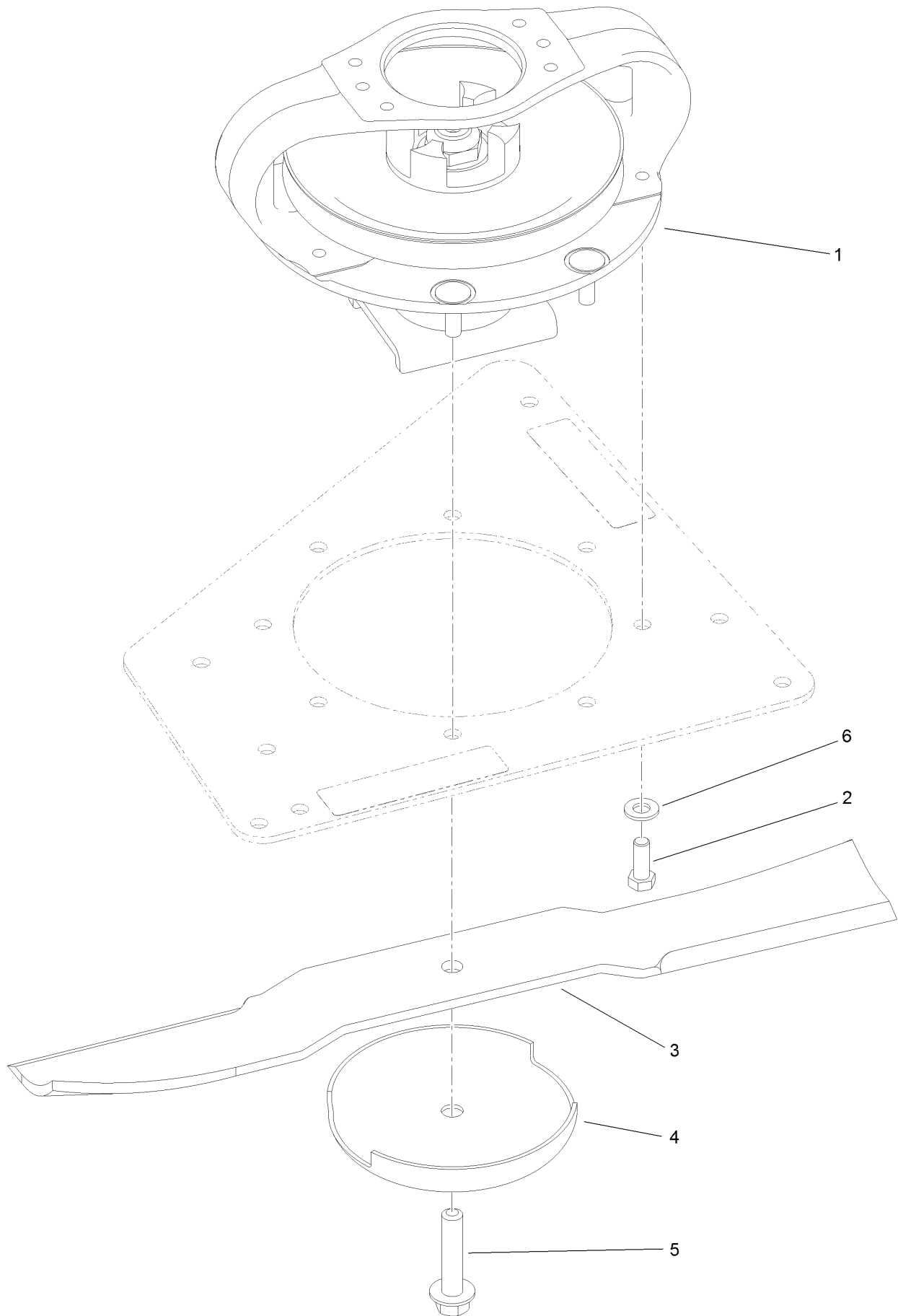
## Front Deck Caster Arm and Wheel Assembly (continued)

<i>Ref.</i>	<i>Part Number</i>	<i>Qty.</i>	<i>Description</i>	<i>Ref.</i>	<i>Part Number</i>	<i>Qty.</i>	<i>Description</i>
1	139-7821	1	LH Caster Arm ASM	10	93-9938	2	Wheel ASM
1:2	69-6470	2	Bushing-Caster	10:1	93-9939	1	Tire
1:3	302-5	1	Fitting-Grease	10:2	68-8950	1	Tube-Inner (W/Valve) ●
2	92-9727	2	HOC Cap ASM	10:3	93-4241	1	Spacer-Bearing, Inner
2:1	92-5581	1	Ring-Rtng, Snap, Int, Flat	10:4	120-3366	2	Bearing
2:2	92-5583	1	Washer-Cap	10:6	32128-16	4	Nut-HHF
2:3	92-9726	1	Spring-Compression	10:7	93-4242	1	Plate
2:4	92-8861	1	Cap-HOC	10:8	93-4239	1	Rim-Wheel, Half
3	69-1510	10	Spacer	10:9	93-5980	1	Hub
4	69-6860	6	Washer-Thrust	10:10	95-2741	1	Rim-Wheel, Half
5	104-8301	10	Nut-HF, NI	11	3256-24	10	Washer-Plain
6	323-20	10	Screw-HH	12	139-7831	1	RH Caster Arm ASM
7	130-2736-01	2	Fork-Caster	12:2	69-6470	2	Bushing-Caster
8	327-24	2	Screw-HH	12:3	302-5	1	Fitting-Grease
9	3296-53	2	Nut-Lock, NI				
10	93-5974	2	8 Inch Foam Filled Wheel ASM ■				

● Not illustrated

■ Optional Equipment

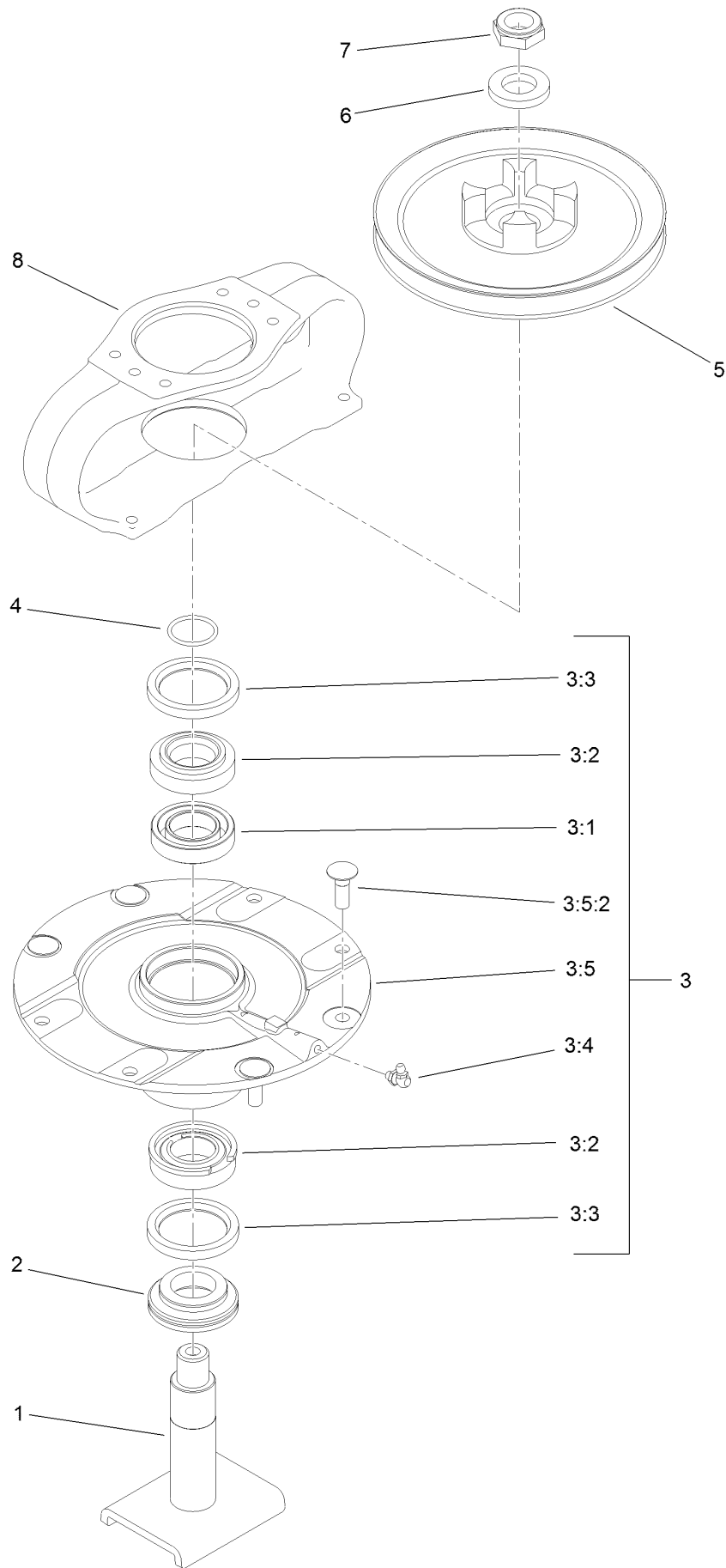
# Front Deck Driving Spindle Assembly



## Front Deck Driving Spindle Assembly (continued)

<i>Ref.</i>	<i>Part Number</i>	<i>Qty.</i>	<i>Description</i>	<i>Ref.</i>	<i>Part Number</i>	<i>Qty.</i>	<i>Description</i>
1	139-1035	1	Single Driven Spindle ASM	4	72-9361	3	Cup-Scalp, Anti
2	323-6	4	Screw-HH	5	92-5816	3	Bolt-Blade
3	92-5608-03	3	Blade	6	3256-24	4	Washer-Plain

# Driving Spindle Assembly No. 139-1035

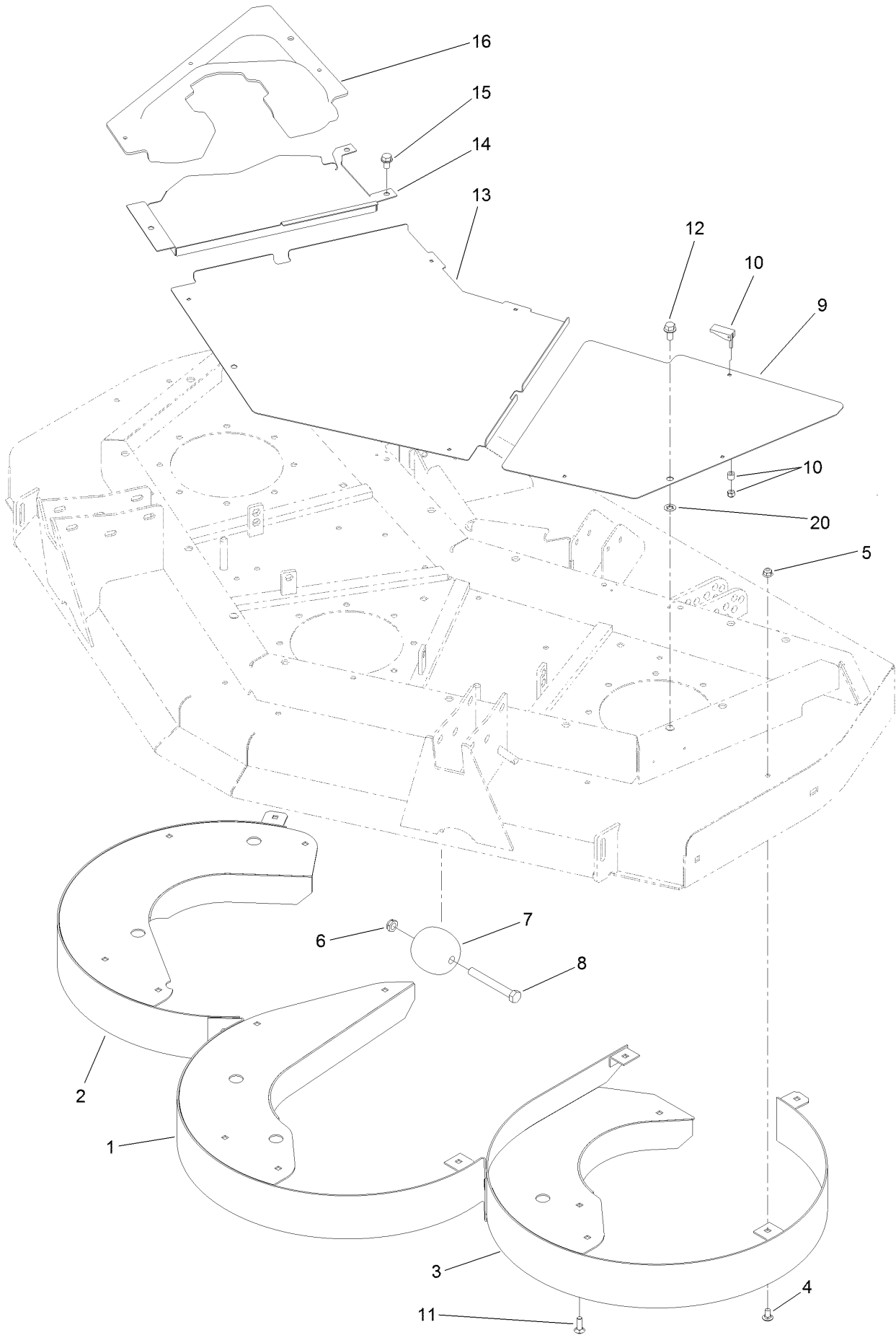


## Driving Spindle Assembly No. 139-1035 (continued)

<i>Ref.</i>	<i>Part Number</i>	<i>Qty.</i>	<i>Description</i>	<i>Ref.</i>	<i>Part Number</i>	<i>Qty.</i>	<i>Description</i>
1	139-1044	1	Shaft-Spindle	3:5		1	Spindle ASM ●
2	138-6416	1	Spacer-Spindle, Shaft	3:5:2	114-8195	4	Bolt-Neck, Ribbed
3	119-4546	1	Spindle Housing ASM	4	106-7159	1	O-Ring
3:1	120-5577	1	Bearing Spacer Set	5	104-3545	1	Pulley-Driving
3:2	110-8297	1	Bearing ASM	6	120-5576	1	Washer-Hardened
3:3	253-154	2	Seal-Oil	7	3296-60	1	Nut-Lock, NI
3:4	302-60	1	Fitting-Grease	8	104-3544	1	Mount-Motor, Drive

● Not serviced separately

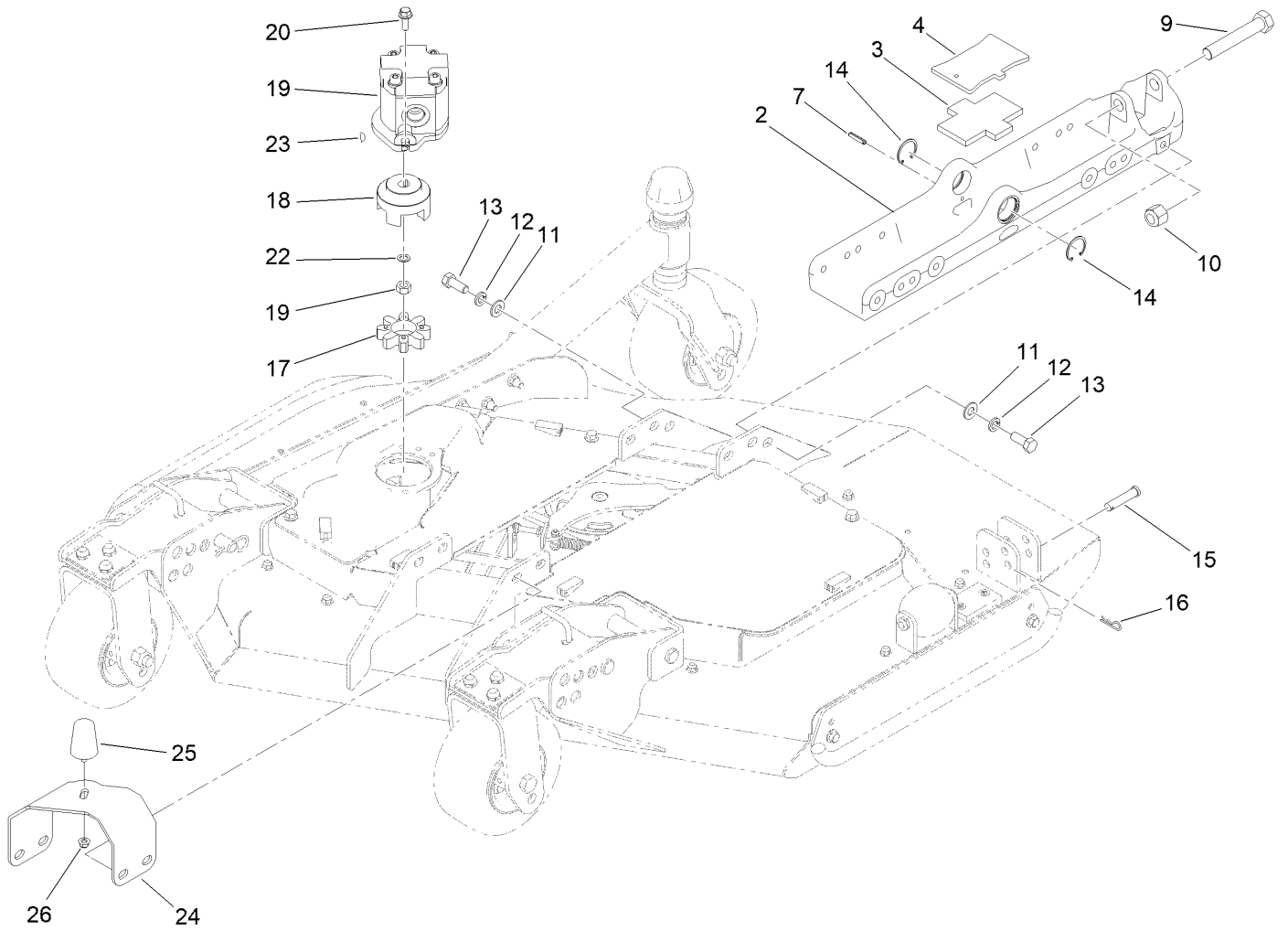
# Front Deck Cutting Chamber, Cover and Roller Assembly



## Front Deck Cutting Chamber, Cover and Roller Assembly (continued)

<i>Ref.</i>	<i>Part Number</i>	<i>Qty.</i>	<i>Description</i>	<i>Ref.</i>	<i>Part Number</i>	<i>Qty.</i>	<i>Description</i>
1	130-2650-0P	1	Chamber-Center	10	74-5950	10	Latch-Swell
2	130-2674-0P	1	Chamber-RH	11	3230-22	3	Screw-CARR
3	130-2675-0P	1	Chamber-LH	12	3234-1	3	Screw-HHF
4	3230-18	15	Screw-CARR	13	100-5660-03	1	Cover-Front, Center
5	104-8300	18	Nut-HF, NI	14	100-5662-03	1	Cover-Front, RH
6	3296-45	2	Nut-Hex	15	32144-69	3	Screw-HWHTF
7	29-4820	2	Roller	16	100-5661	1	Cover-Front, Center
8	325-17	2	Screw-HH	20	107-3154	3	Nut-Push
9	100-5663-03	1	Cover-Front, LH				

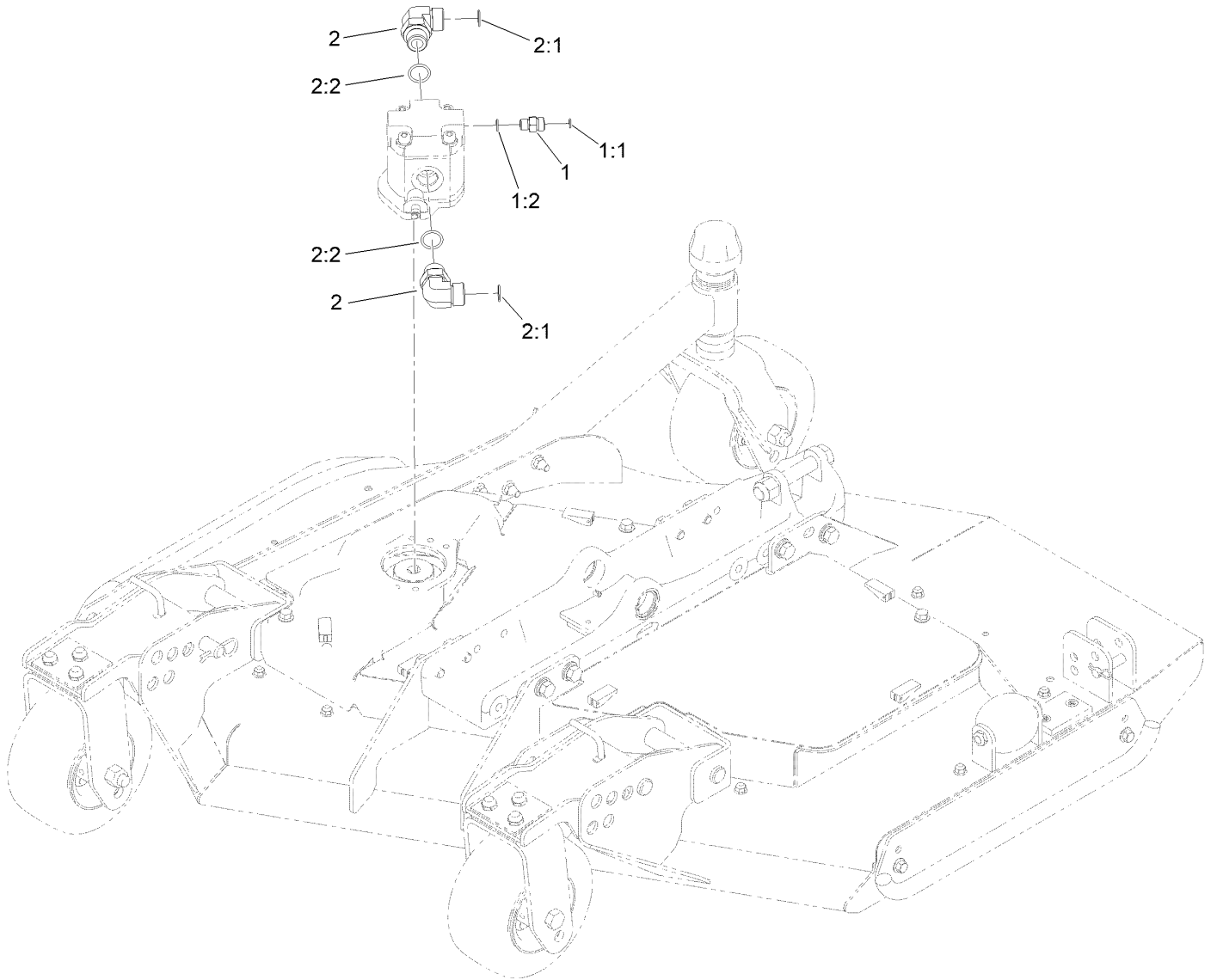
# Right Deck Mount Assembly



## Right Deck Mount Assembly (continued)

<i>Ref.</i>	<i>Part Number</i>	<i>Qty.</i>	<i>Description</i>	<i>Ref.</i>	<i>Part Number</i>	<i>Qty.</i>	<i>Description</i>
2	136-0033-03	1	Mount-Deck	16	3290-467	1	Pin-Hair
3	104-8348	1	Plate-Rubber	17	104-3542	1	Spider
4	136-0041-03	1	Plate	18	104-3541	1	Hub-Spider
7	32121-69	1	Pin-Roll	19	127-3694	1	HYD Motor ASM
9	328-8	1	Screw-HH	20	3234-42	2	Screw-HHF
10	3296-51	1	Nut-Lock, NI	22	112-6957	1	Washer-Hardened
11	3256-26	8	Washer-Flat	23	3257-3	1	Key-Woodruff
12	3253-7	8	Washer-Lock	24	130-5966-03	1	Bracket-Bumper, RH
13	325-5	8	Screw-HH	25	110-5070	1	Bumper
14	145-8397	2	Ring-Retaining, Int	26	104-8300	1	Nut-HF, NI
15	92-2739	1	Pin-Clevis				

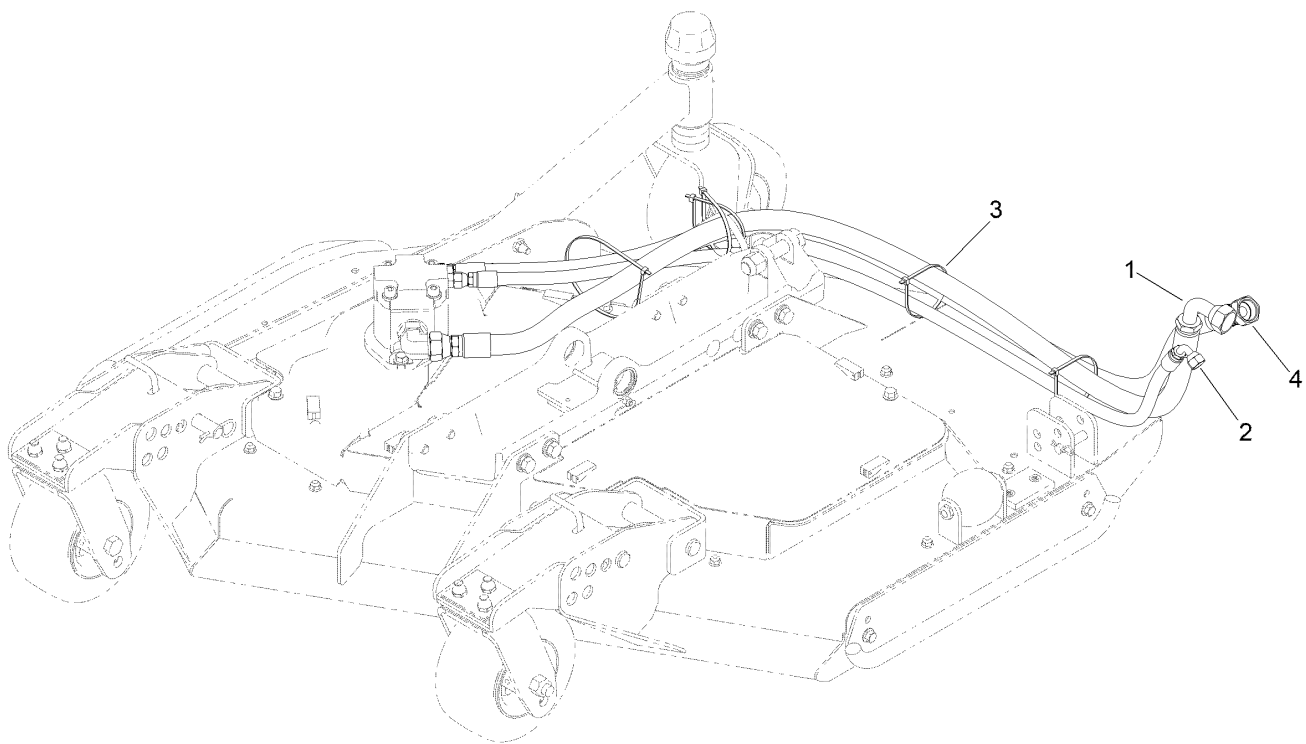
# Right Deck Hydraulic Fitting Assembly



## Right Deck Hydraulic Fitting Assembly (continued)

<i>Ref.</i>	<i>Part Number</i>	<i>Qty.</i>	<i>Description</i>	<i>Ref.</i>	<i>Part Number</i>	<i>Qty.</i>	<i>Description</i>
1	340-2	1	Fitting-Straight	2	340-142	2	Fitting-Elbow, 90 DEG
1:1	237-22	1	O-Ring	2:1	237-58	1	O-Ring
1:2	237-42	1	O-Ring	2:2	237-81	1	O-Ring

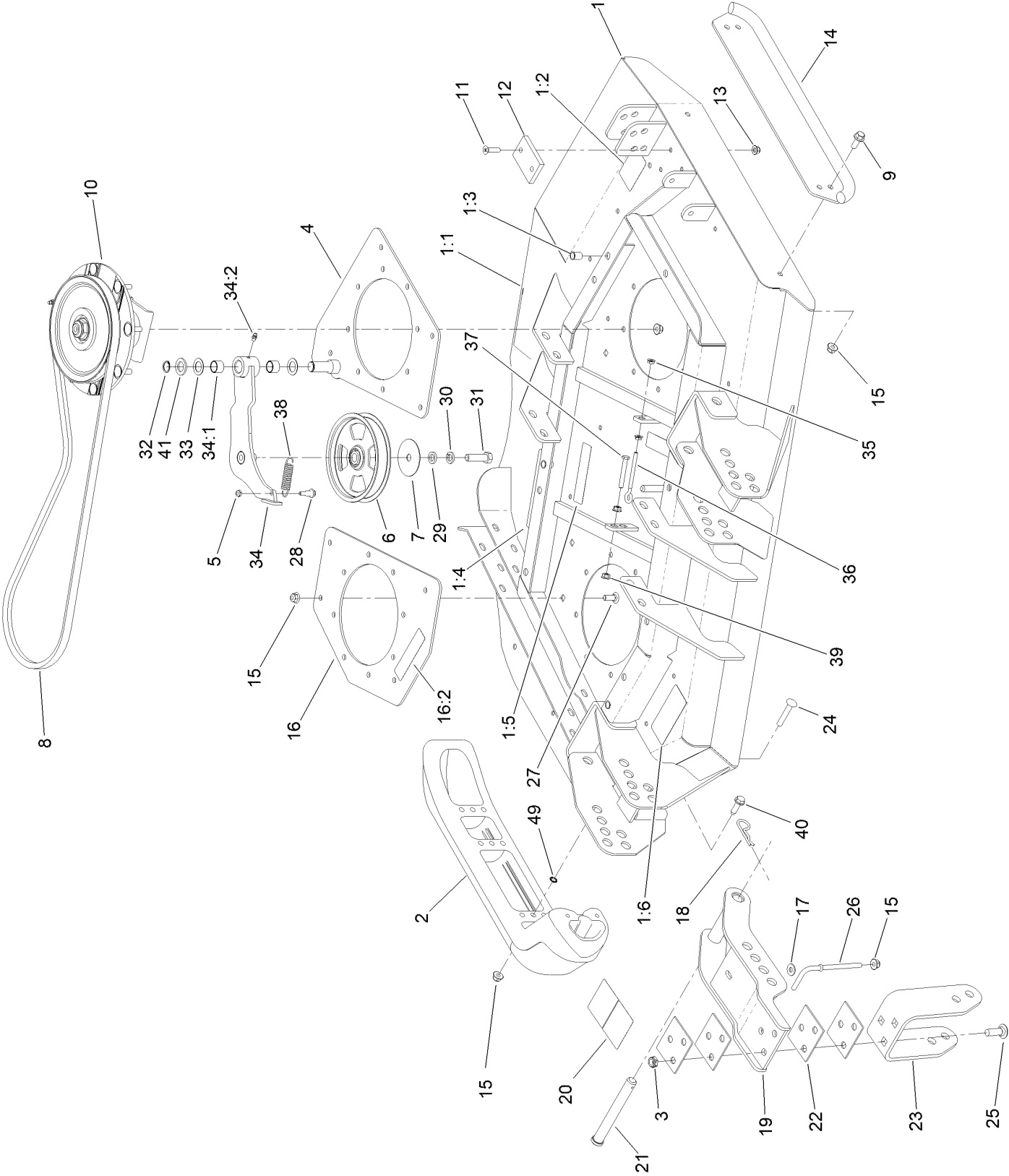
# Right Deck Hose Assembly



## Right Deck Hose Assembly (continued)

<i>Ref.</i>	<i>Part Number</i>	<i>Qty.</i>	<i>Description</i>	<i>Ref.</i>	<i>Part Number</i>	<i>Qty.</i>	<i>Description</i>
1	120-8959	1	Hose-HYD	3	3290-379	4	Tie-Cable
2	104-2265	1	Hose-HYD	4	132-6116	1	Hose-HYD

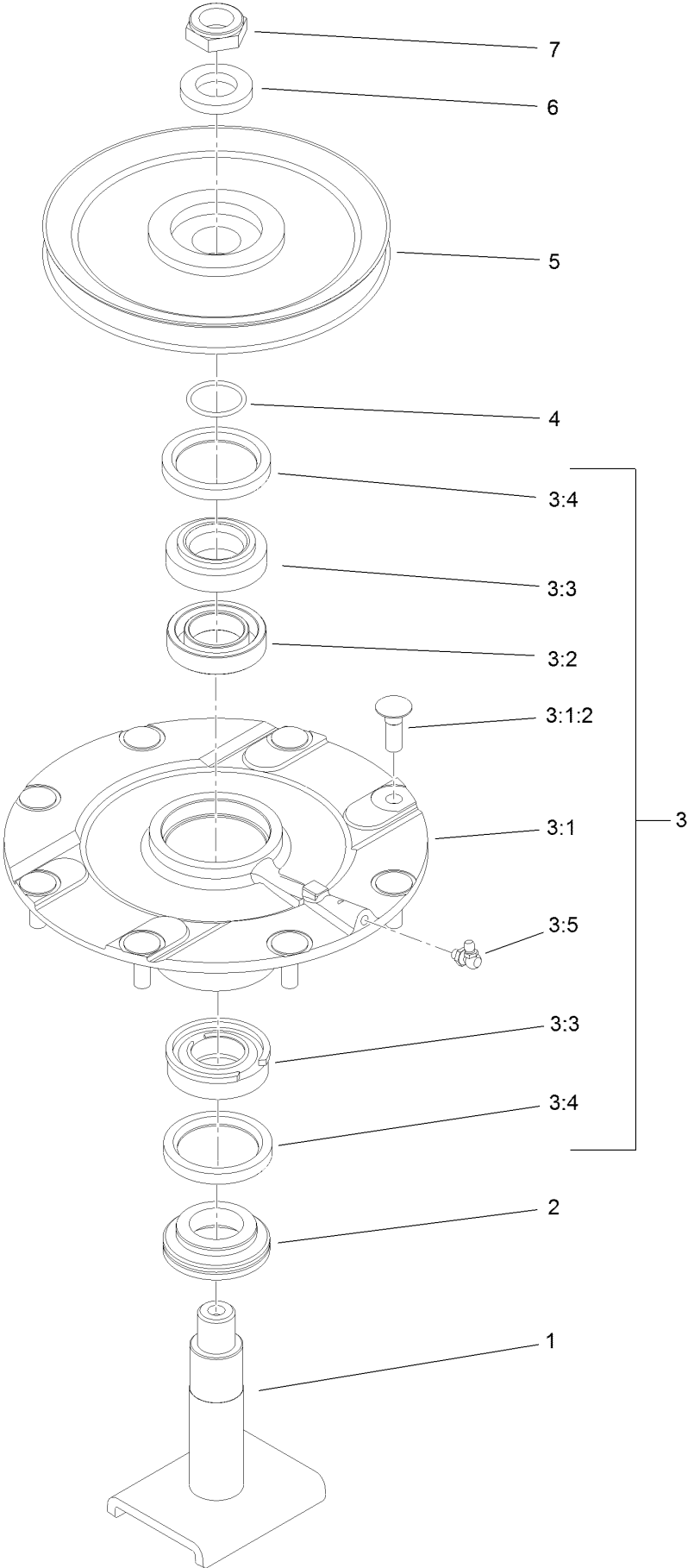
# Right Deck, Idler and Skid Assembly



## Right Deck, Idler and Skid Assembly (continued)

<i>Ref.</i>	<i>Part Number</i>	<i>Qty.</i>	<i>Description</i>	<i>Ref.</i>	<i>Part Number</i>	<i>Qty.</i>	<i>Description</i>
1	131-1235	1	Right Deck ASM	20	100-5623	1	Decal-HOC
1:1	120-6604	1	Decal-Danger	21	120-5587	4	Pin-Clevis
1:2	100-5694	1	Decal-Rear HOC, RH	22	104-7524	8	Shim
1:3	32148-9	3	Nut-Clinch	23	132-6157-01	2	Bracket-Fork
1:4	100-5622	1	Decal-HOC	24	3231-33	2	Screw-CARR
1:5	100-6578	2	Decal-Danger	25	3233-2	6	Screw-CARR
1:6	93-7818	1	Decal-Torque, Blade Bolt	26	106-2047	2	Rod-Tension
2	112-1479	1	Skid-Bumper, Deck	27	3231-22	8	Screw-CARR
3	3296-45	6	Nut-Hex	28	104-0858	1	Bolt-Shoulder
4	131-1231-01	1	Plate-Stiffener	29	9202424	1	Spacer
5	3296-56	1	Nut-Lock, NI	30	3253-7	1	Washer-Lock
6	132-9421	1	Pulley-Idler, Flat	31	325-7	1	Screw-HH
7	100-3102	1	Washer-Flat	32	32120-72	1	Ring-Snap
8	108-8076	1	V-Belt, Deck	33	3-6498	2	Washer-Thrust
9	3234-42	2	Screw-HHF	34	140-6227	1	Idler Arm ASM
10	139-1039	1	Low Driven Spindle ASM	34:1	256-76	2	Bushing
11	32108-103	2	Screw-FH	34:2	302-5	1	Fitting-Grease
12	69-9290	1	Pad-Bumper	35	32128-14	2	Nut-HF
13	104-8300	2	Nut-HF, NI	36	68-0090	1	Screw-Adjusting
14	104-2250-01	1	Skid-Side	37	9114524	1	Bolt-TAP, HH
15	104-8301	26	Nut-HF, NI	38	107938	1	Spring-Extension
16	131-1243	1	Plate-Spindle	39	32128-26	2	Nut-HF
16:2	100-6578	1	Decal-Danger	40	9136144	1	Screw-HWHTF
17	3256-3	2	Washer-Flat	41	70-1160	1	Washer
18	3290-343	4	Pin-Hair	49	32151-72	2	Ring-Retaining
19	132-6150-01	2	Bracket-Caster				

# Low Driven Spindle Assembly No. 139-1039

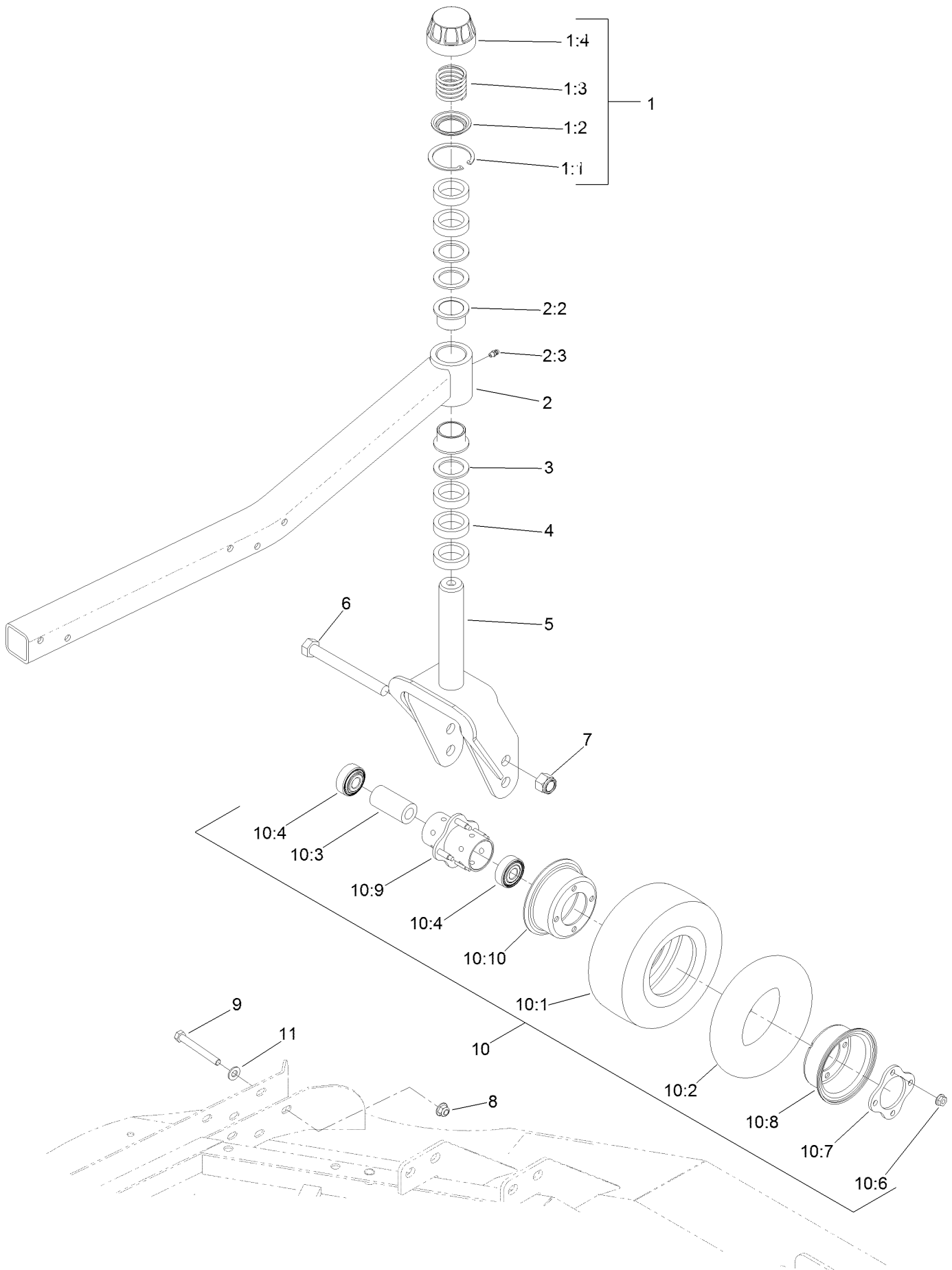


## Low Driven Spindle Assembly No. 139-1039 (continued)

<i>Ref.</i>	<i>Part Number</i>	<i>Qty.</i>	<i>Description</i>	<i>Ref.</i>	<i>Part Number</i>	<i>Qty.</i>	<i>Description</i>
1	139-1044	1	Shaft-Spindle	3:4	253-154	2	Seal-Oil
2	138-6416	1	Spacer-Spindle, Shaft	3:5	302-60	1	Fitting-Grease
3	119-4775	1	Spindle Housing ASM	4	106-7159	1	O-Ring
3:1		1	Spindle ASM ●	5	104-3546	1	Pulley-Driven, Low
3:1:2	114-8195	8	Bolt-Neck, Ribbed	6	120-5576	1	Washer-Hardened
3:2	120-5577	1	Bearing Spacer Set	7	3296-60	1	Nut-Lock, NI
3:3	110-8297	1	Bearing ASM				

● Not serviced separately

# Right Hand and Left Hand Castor Arm and Wheel Assembly



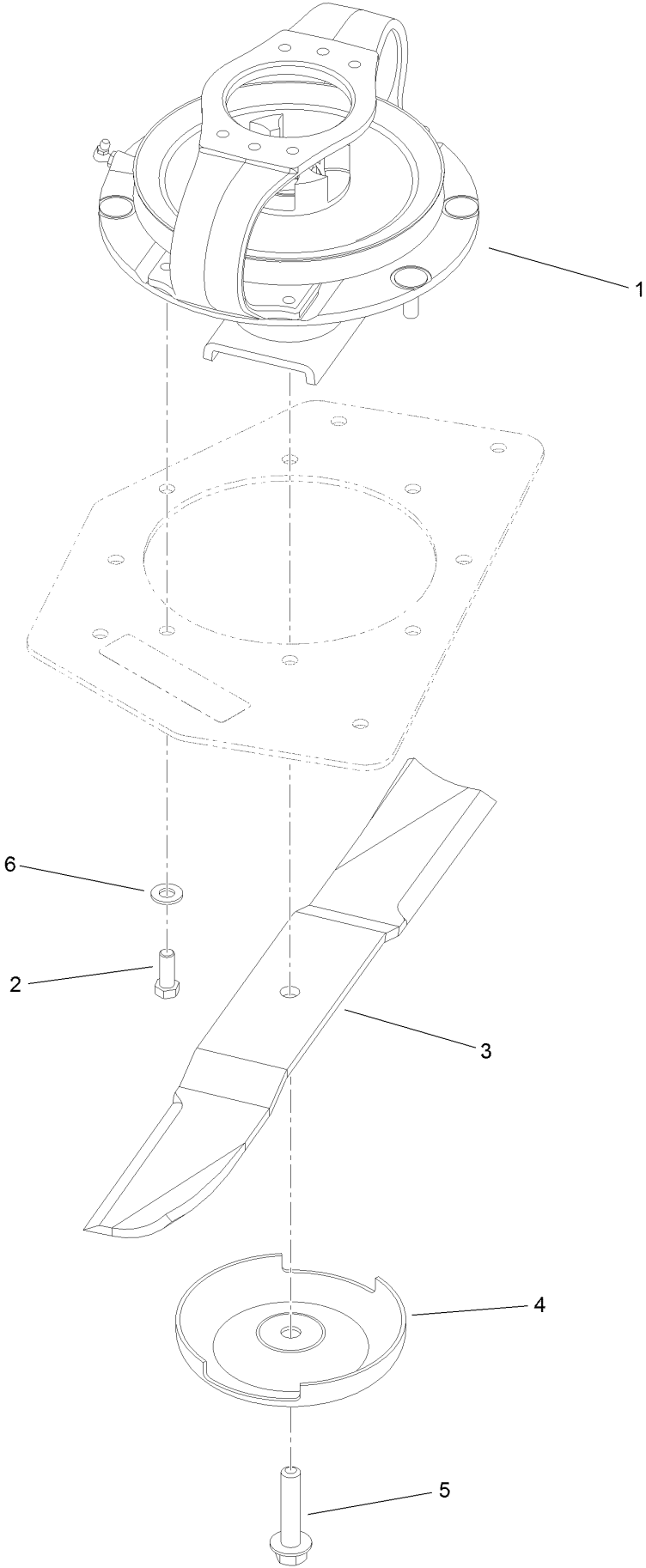
## Right Hand and Left Hand Castor Arm and Wheel Assembly (continued)

<i>Ref.</i>	<i>Part Number</i>	<i>Qty.</i>	<i>Description</i>	<i>Ref.</i>	<i>Part Number</i>	<i>Qty.</i>	<i>Description</i>
1	92-9727	1	HOC Cap ASM	9	323-20	5	Screw-HH
1:1	92-5581	1	Ring-Rtng, Snap, Int, Flat	10	93-5974	3	8 Inch Foam Filled Wheel ASM ■
1:2	92-5583	1	Washer-Cap				
1:3	92-9726	1	Spring-Compression	10	93-9938	3	Wheel ASM
1:4	92-8861	1	Cap-HOC	10:1	93-9939	1	Tire
2	132-6167	1	Caster Arm ASM	10:2	68-8950	1	Tube-Inner (W/Valve) ●
2:2	69-6470	2	Bushing-Caster	10:3	93-4241	1	Spacer-Bearing, Inner
2:3	302-5	1	Fitting-Grease	10:4	120-3366	2	Bearing
3	69-6860	3	Washer-Thrust	10:6	32128-16	4	Nut-HHF
4	69-1510	5	Spacer	10:7	93-4242	1	Plate
5	130-2736-01	1	Fork-Caster	10:8	93-4239	1	Rim-Wheel, Half
6	327-24	3	Screw-HH	10:9	93-5980	1	Hub
7	3296-53	3	Nut-Lock, NI	10:10	95-2741	1	Rim-Wheel, Half
8	104-8301	5	Nut-HF, NI	11	3256-24	5	Washer-Plain

● Not illustrated

■ Optional Equipment

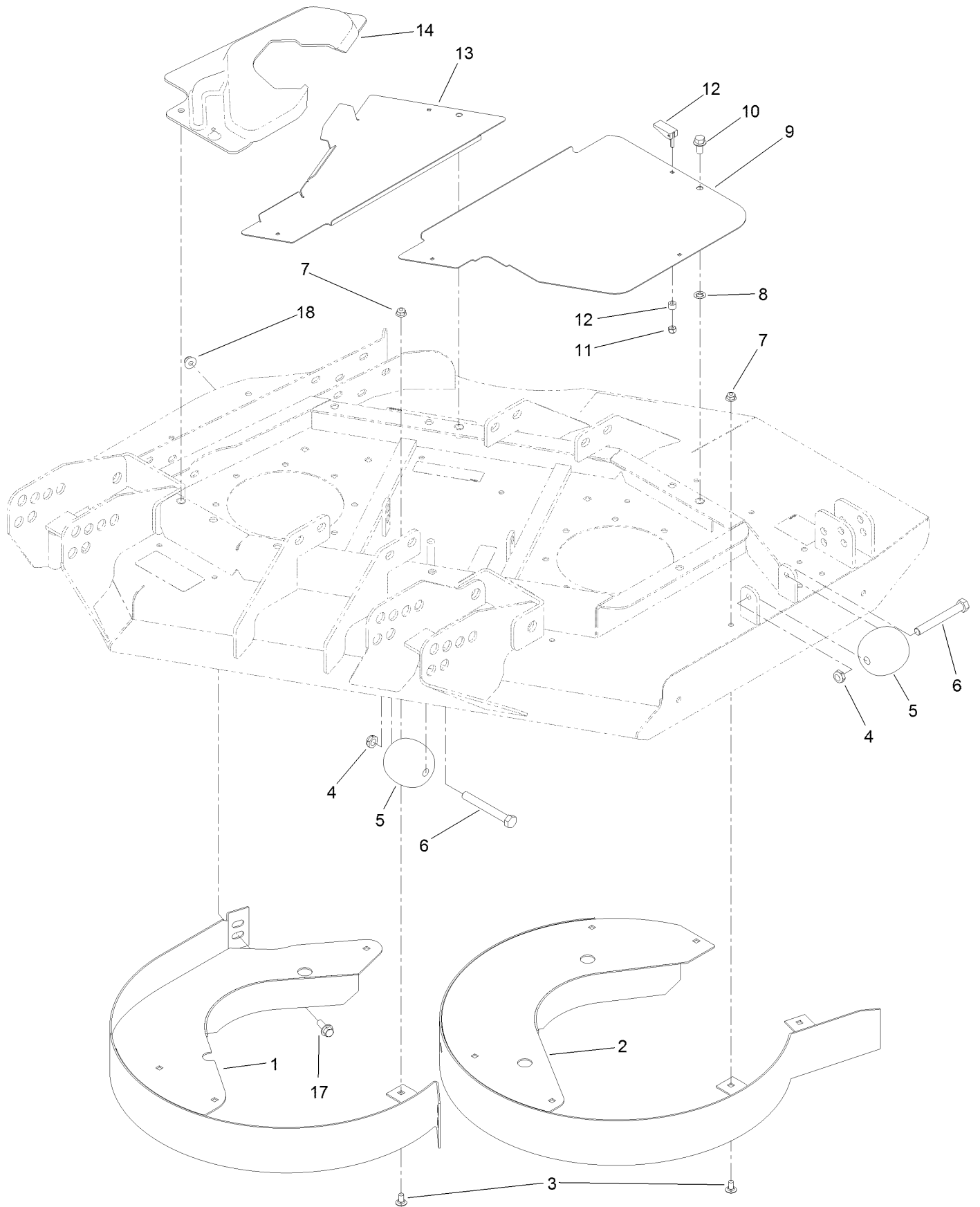
# LH and RH Deck Driving Spindle Assembly



# LH and RH Deck Driving Spindle Assembly (continued)

<i>Ref.</i>	<i>Part Number</i>	<i>Qty.</i>	<i>Description</i>	<i>Ref.</i>	<i>Part Number</i>	<i>Qty.</i>	<i>Description</i>
1	139-1035	1	Single Driven Spindle ASM	4	72-9361	2	Cup-Scalp, Anti
2	323-6	4	Screw-HH	5	92-5816	2	Bolt-Blade
3	92-5608-03	2	Blade	6	3256-24	4	Washer-Plain

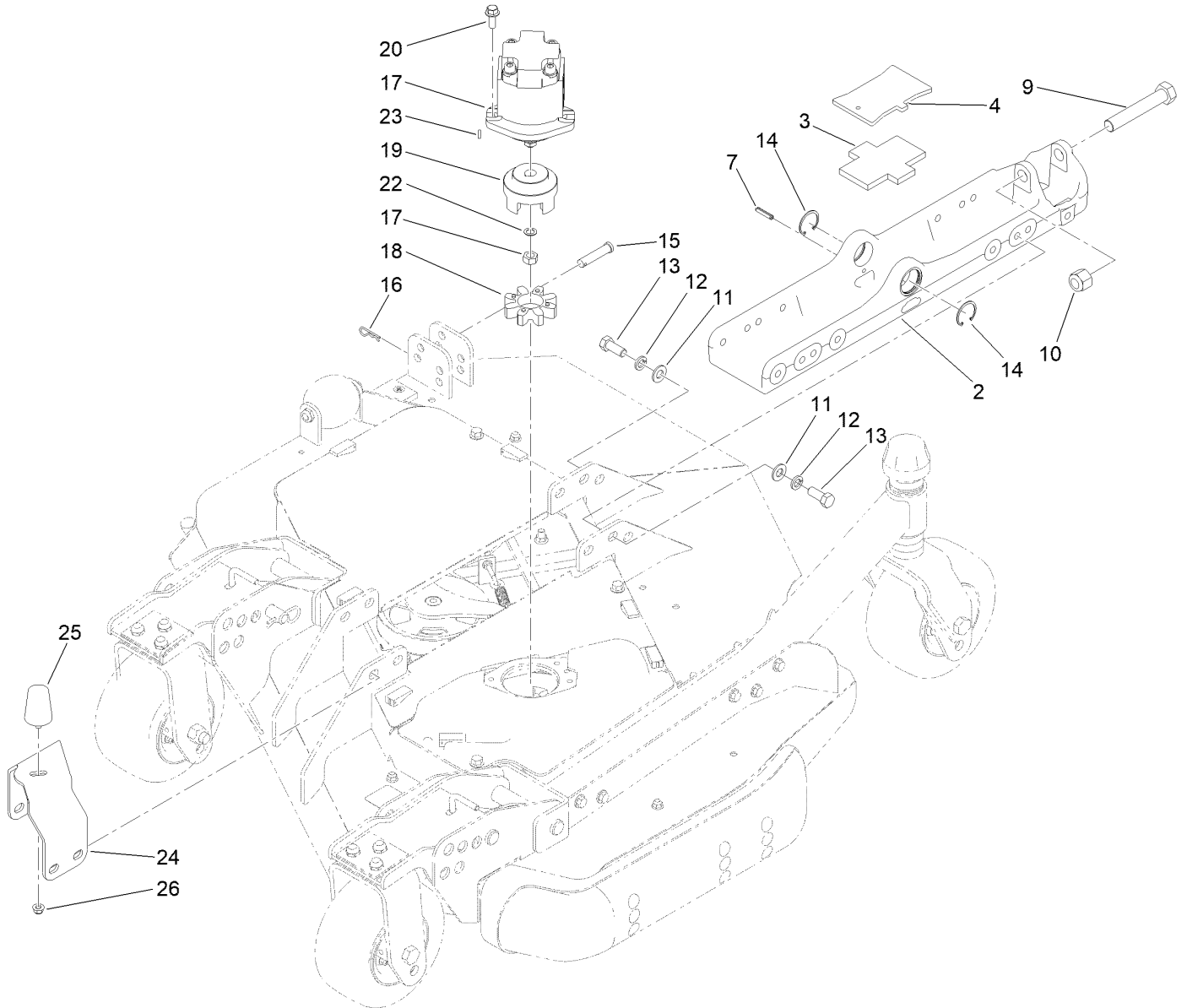
# Right Deck Discharge Chamber and Cover Assembly



# Right Deck Discharge Chamber and Cover Assembly (continued)

<i>Ref.</i>	<i>Part Number</i>	<i>Qty.</i>	<i>Description</i>	<i>Ref.</i>	<i>Part Number</i>	<i>Qty.</i>	<i>Description</i>
1	130-2680-0P	1	Chamber-Outer	9	100-5668-03	1	Plate-Cover, RH Side
2	130-2681-0P	1	Chamber-Inner	10	3234-1	3	Screw-HHF
3	3230-18	11	Screw-CARR	11	1-804254	7	Nut-Lock, HH
4	3296-45	2	Nut-Hex	12	74-5950	7	Latch-Swell
5	29-4820	2	Roller	13	100-5665-03	1	Plate-Cover, RH
6	325-17	2	Screw-HH	14	100-5666	1	Cover-Motor, RH Deck
7	104-8300	11	Nut-HF, NI	17	3234-42	1	Screw-HHF
8	107-3154	3	Nut-Push	18	104-8301	1	Nut-HF, NI

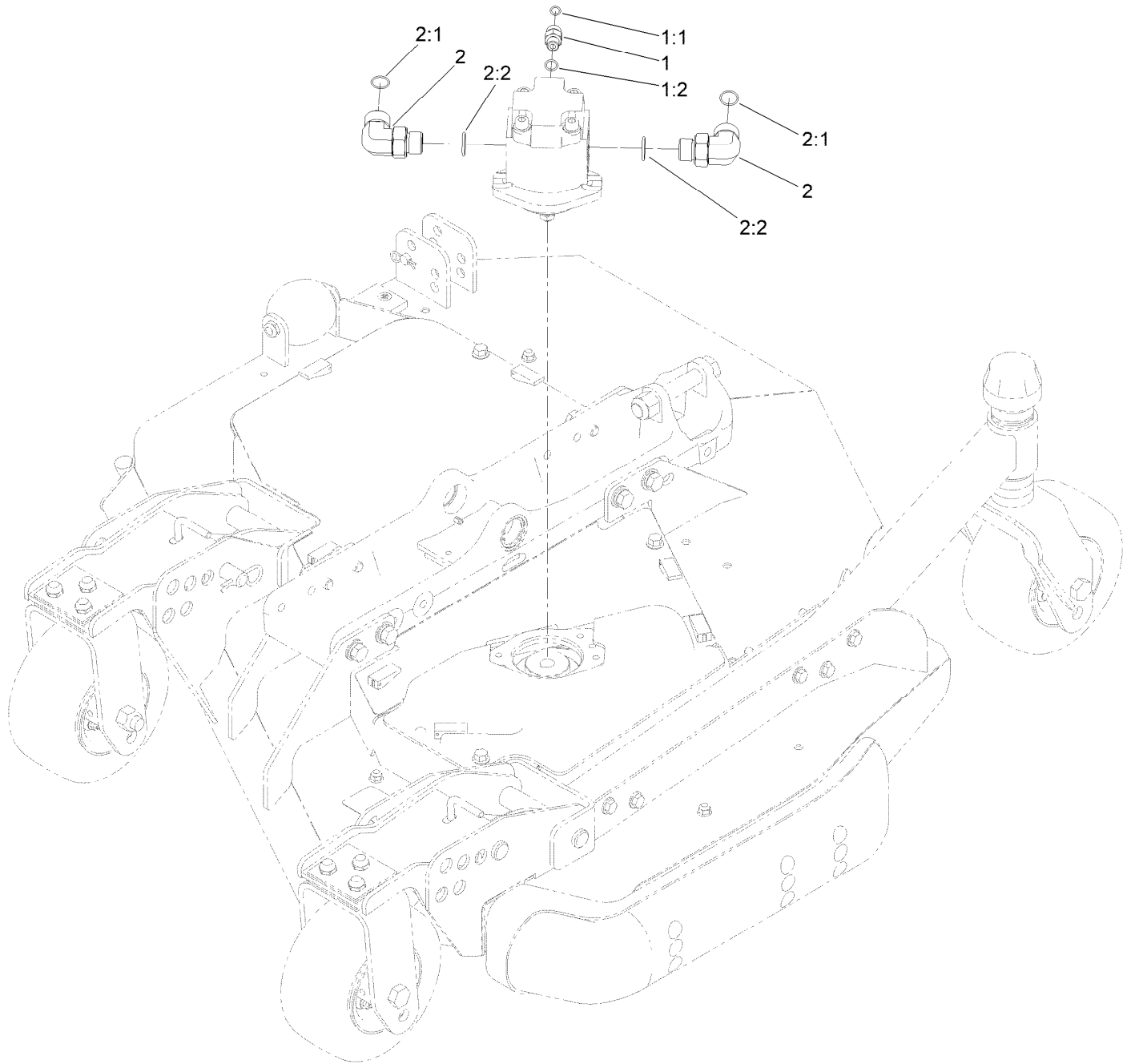
# Left Deck Mount Assembly



## Left Deck Mount Assembly (continued)

<i>Ref.</i>	<i>Part Number</i>	<i>Qty.</i>	<i>Description</i>	<i>Ref.</i>	<i>Part Number</i>	<i>Qty.</i>	<i>Description</i>
2	136-0033-03	1	Mount-Deck	16	3290-467	1	Pin-Hair
3	104-8348	1	Plate-Rubber	17	127-3694	1	HYD Motor ASM
4	136-0041-03	1	Plate	18	104-3542	1	Spider
7	32121-69	1	Pin-Roll	19	104-3541	1	Hub-Spider
9	328-8	1	Screw-HH	20	3234-42	2	Screw-HHF
10	3296-51	1	Nut-Lock, NI	22	112-6957	1	Washer-Hardened
11	3256-26	8	Washer-Flat	23	3257-3	1	Key-Woodruff
12	3253-7	8	Washer-Lock	24	130-5965-03	1	Bracket-Bumper, LH
13	325-5	8	Screw-HH	25	110-5070	1	Bumper
14	145-8397	2	Ring-Retaining, Int	26	104-8300	1	Nut-HF, NI
15	92-2739	1	Pin-Clevis				

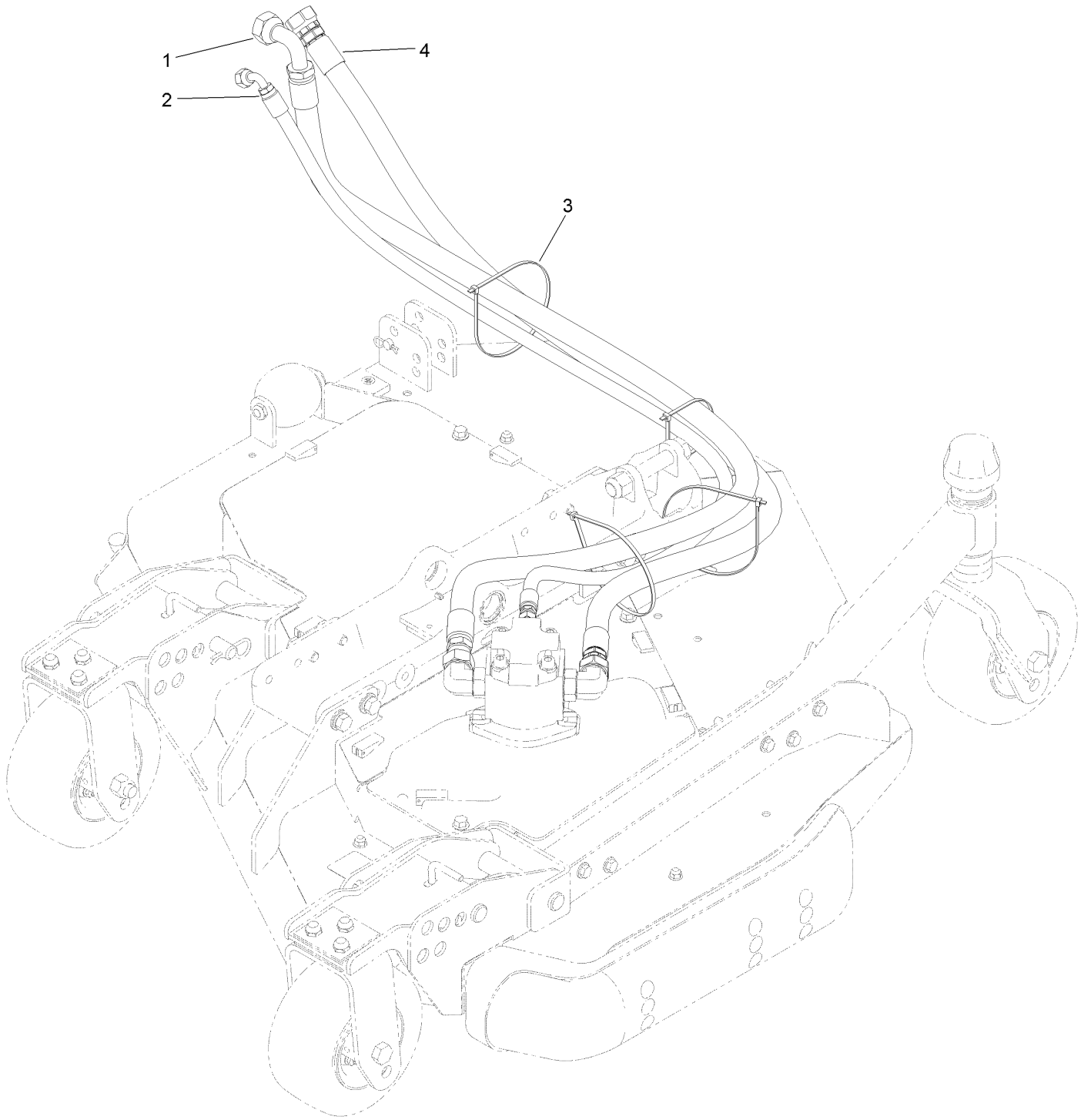
# Left Deck Hydraulic Fitting Assembly



## Left Deck Hydraulic Fitting Assembly (continued)

<i>Ref.</i>	<i>Part Number</i>	<i>Qty.</i>	<i>Description</i>	<i>Ref.</i>	<i>Part Number</i>	<i>Qty.</i>	<i>Description</i>
1	340-2	1	Fitting-Straight	2	340-142	2	Fitting-Elbow, 90 DEG
1:1	237-22	1	O-Ring	2:1	237-58	1	O-Ring
1:2	237-42	1	O-Ring	2:2	237-81	1	O-Ring

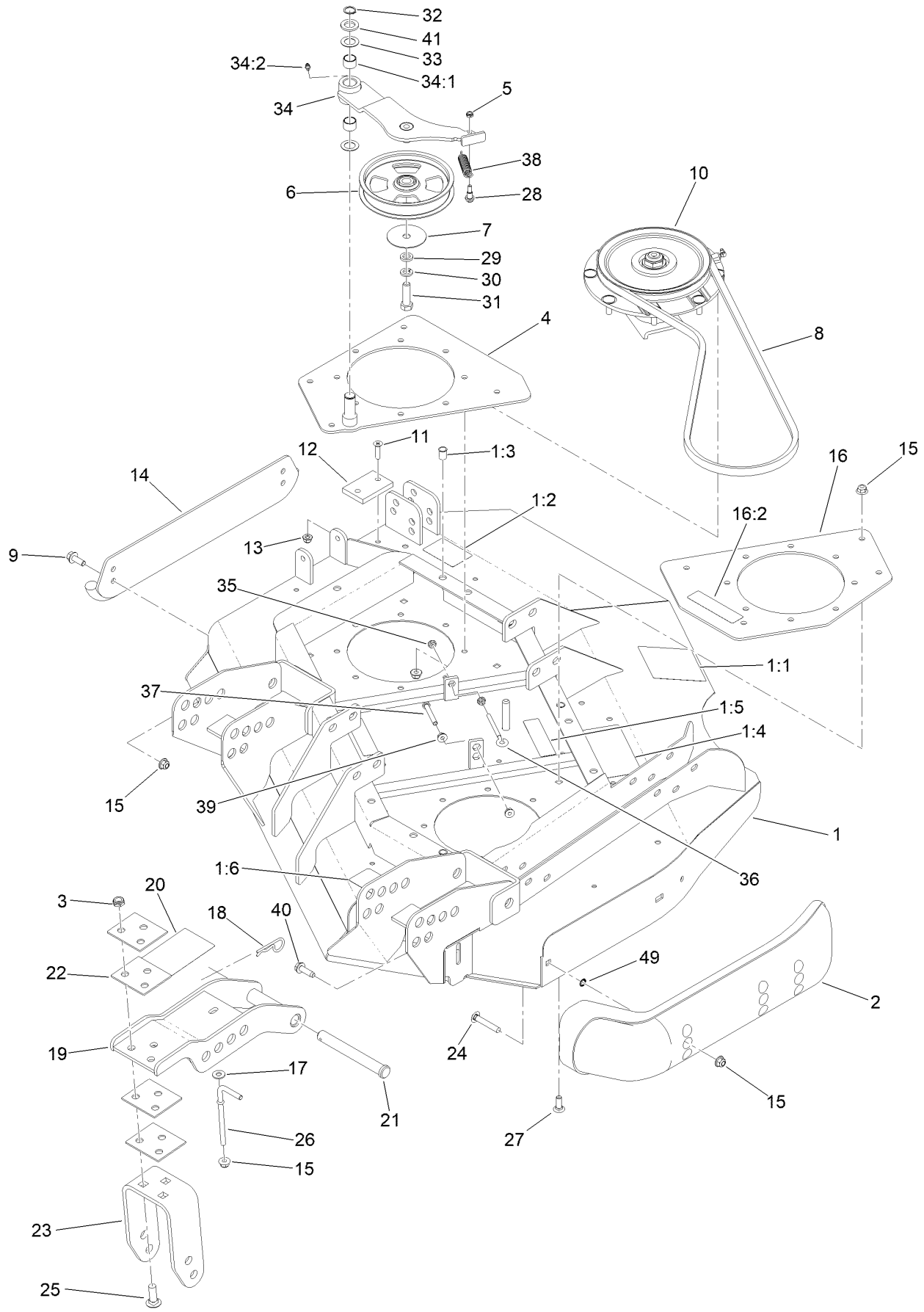
# Left Deck Hose Assembly



## Left Deck Hose Assembly (continued)

<i>Ref.</i>	<i>Part Number</i>	<i>Qty.</i>	<i>Description</i>	<i>Ref.</i>	<i>Part Number</i>	<i>Qty.</i>	<i>Description</i>
1	120-8959	1	Hose-HYD	3	3290-379	4	Tie-Cable
2	104-2265	1	Hose-HYD	4	132-6116	1	Hose-HYD

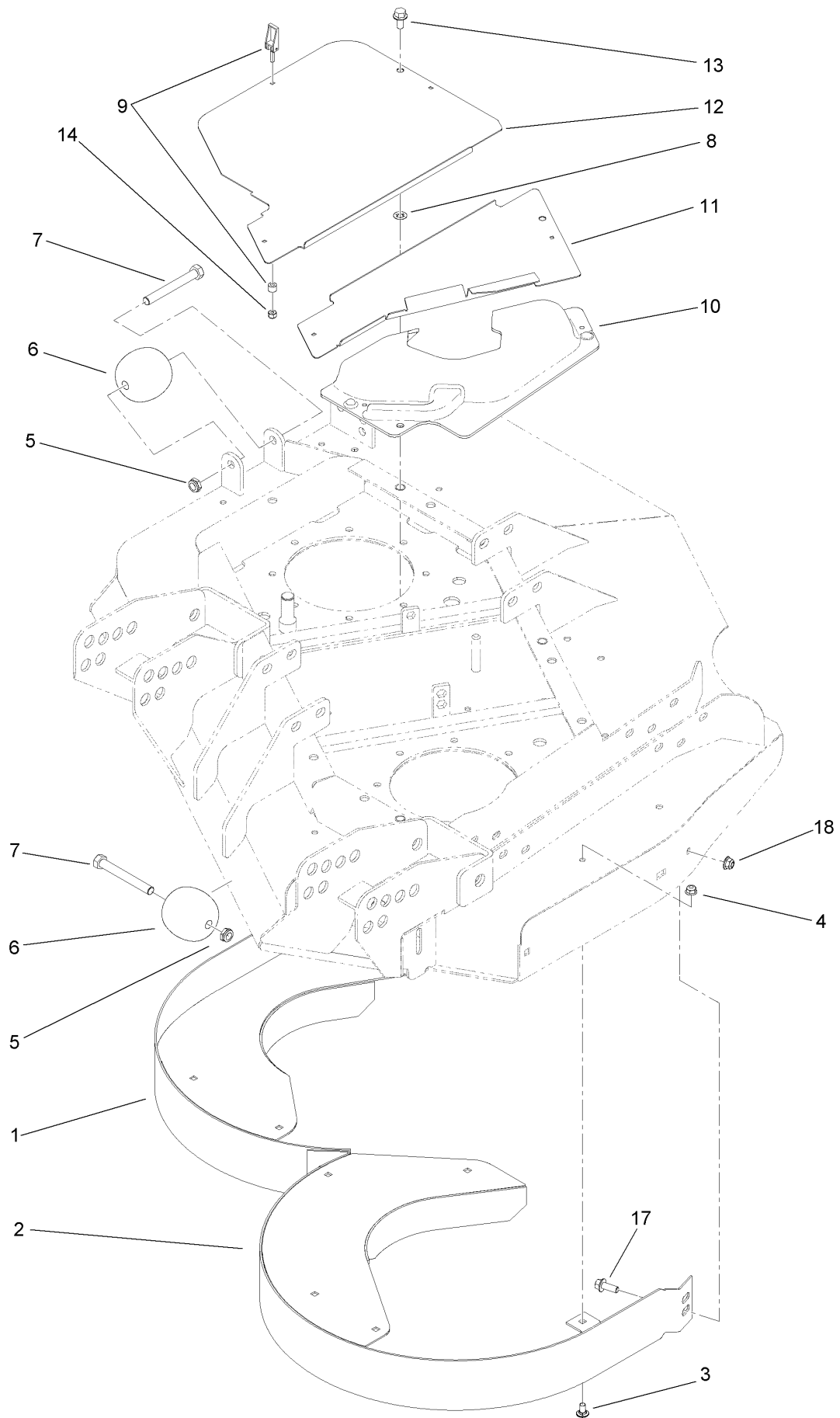
# Left Deck, Idler and Skid Assembly



## Left Deck, Idler and Skid Assembly (continued)

<i>Ref.</i>	<i>Part Number</i>	<i>Qty.</i>	<i>Description</i>	<i>Ref.</i>	<i>Part Number</i>	<i>Qty.</i>	<i>Description</i>
1	131-1236	1	Left Deck ASM	20	104-3579	1	Decal-HOC
1:1	120-6604	1	Decal-Danger	21	120-5587	4	Pin-Clevis
1:2	100-5693	1	Decal-Rear HOC, LH	22	104-7524	8	Shim
1:3	32148-9	3	Nut-Clinch	23	132-6157-01	2	Bracket-Fork
1:4	100-5622	1	Decal-HOC	24	3231-33	2	Screw-CARR
1:5	100-6578	2	Decal-Danger	25	3233-2	6	Screw-CARR
1:6	93-7818	1	Decal-Torque, Blade Bolt	26	106-2047	2	Rod-Tension
2	112-1479	1	Skid-Bumper, Deck	27	3231-22	8	Screw-CARR
3	3296-45	6	Nut-Hex	28	104-0858	1	Bolt-Shoulder
4	131-1233-01	1	Plate-Stiffener	29	9202424	1	Spacer
5	3296-56	1	Nut-Lock, NI	30	3253-7	1	Washer-Lock
6	132-9421	1	Pulley-Idler, Flat	31	325-7	1	Screw-HH
7	100-3102	1	Washer-Flat	32	32120-72	1	Ring-Snap
8	108-8076	1	V-Belt, Deck	33	3-6498	2	Washer-Thrust
9	3234-42	2	Screw-HHF	34	140-6227	1	Idler Arm ASM
10	139-1039	1	Low Driven Spindle ASM	34:1	256-76	2	Bushing
11	32108-103	2	Screw-FH	34:2	302-5	1	Fitting-Grease
12	69-9290	1	Pad-Bumper	35	32128-14	2	Nut-HF
13	104-8300	2	Nut-HF, NI	36	68-0090	1	Screw-Adjusting
14	104-2250-01	1	Skid-Side	37	9114524	1	Bolt-TAP, HH
15	104-8301	26	Nut-HF, NI	38	107938	1	Spring-Extension
16	131-1244	1	Plate-Spindle	39	32128-26	2	Nut-HF
16:2	100-6578	1	Decal-Danger	40	9136144	1	Screw-HWHTF
17	3256-3	2	Washer-Flat	41	70-1160	1	Washer
18	3290-343	4	Pin-Hair	49	32151-72	2	Ring-Retaining
19	132-6150-01	2	Bracket-Caster				

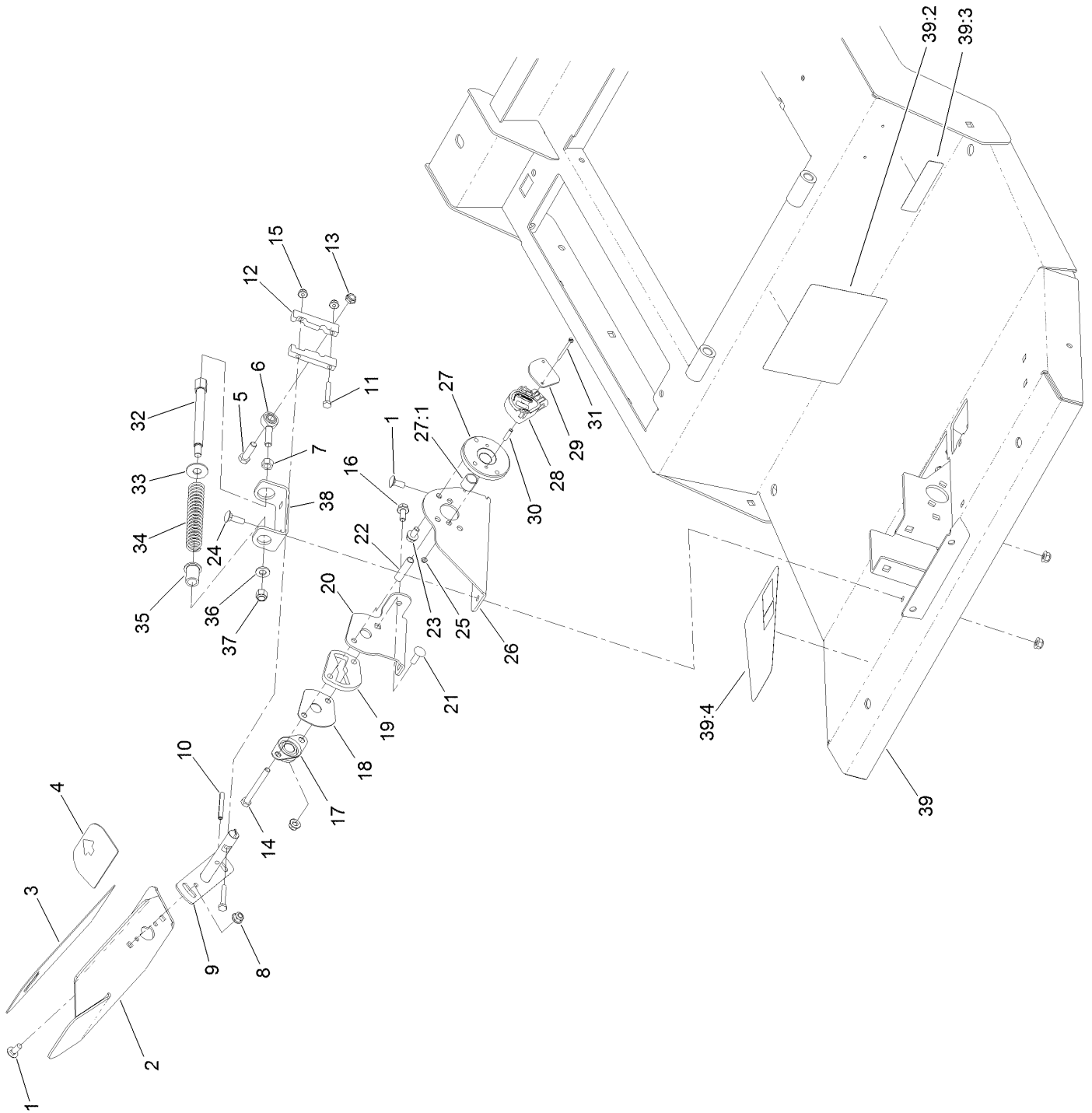
# Left Deck Discharge Chamber and Cover Assembly



# Left Deck Discharge Chamber and Cover Assembly (continued)

<i>Ref.</i>	<i>Part Number</i>	<i>Qty.</i>	<i>Description</i>	<i>Ref.</i>	<i>Part Number</i>	<i>Qty.</i>	<i>Description</i>
1	130-2682-0P	1	Chamber-Outer	9	74-5950	7	Latch-Swell
2	130-2683-0P	1	Chamber-Inner	10	100-5669	1	Cover-Motor, LH Deck
3	3230-18	9	Screw-CARR	11	100-5664-03	1	Plate-Cover, LH
4	104-8300	9	Nut-HF, NI	12	100-5667-03	1	Plate-Cover, LH Side
5	3296-45	2	Nut-Hex	13	3234-1	3	Screw-HHF
6	29-4820	2	Roller	14	1-804254	7	Nut-Lock, HH
7	325-17	2	Screw-HH	17	3234-42	1	Screw-HHF
8	107-3154	3	Nut-Push	18	104-8301	1	Nut-HF, NI

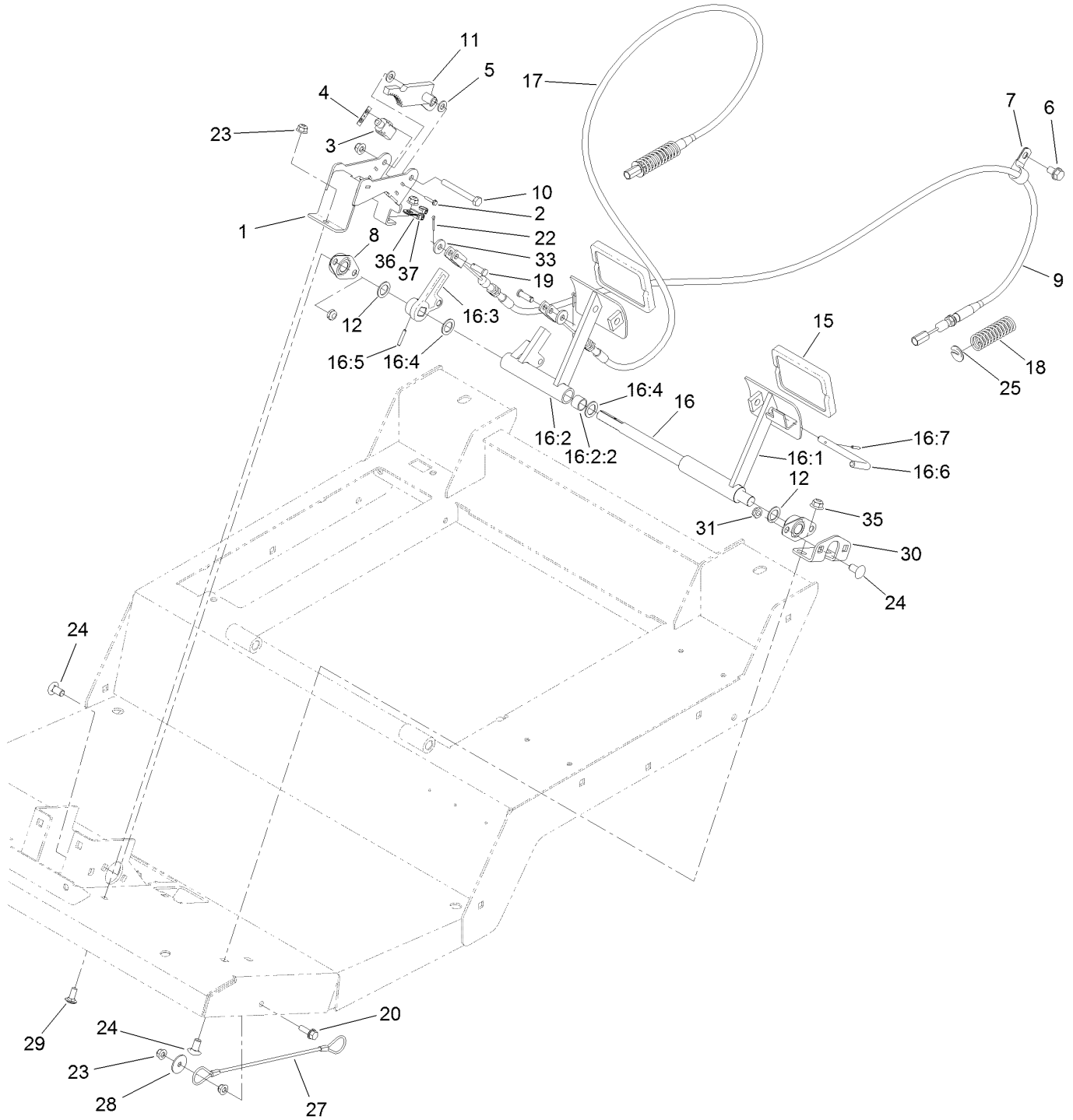
# Traction Pedal and Platform Assembly



## Traction Pedal and Platform Assembly (continued)

<i>Ref.</i>	<i>Part Number</i>	<i>Qty.</i>	<i>Description</i>	<i>Ref.</i>	<i>Part Number</i>	<i>Qty.</i>	<i>Description</i>
1	3230-23	5	Bolt-CARR	23	114-7728	2	Screw-HHF, Patch
2	136-4368-01	1	Pedal-Traction	24	3230-2	2	Bolt-CARR
3	93-5347	1	Abrasive-Pedal	25	3296-9	2	Nut-Hex
4	93-5368	1	Abrasive-Pedal	26	136-4384-0P	1	Bracket-Sender
5	323-7	1	Screw-HH	27	140-6215	1	Bushing Hub ASM
6	2411-36	1	Bearing-End, Rod	27:1	95-7497	1	Bushing-Wheel
7	3219-3	1	Nut-Hex	28	114-5609	1	Sensor-Position
8	104-8300	9	Nut-HF, NI	29	114-5595	1	Plate-Capture
9	131-2245	1	Shaft-Pedal, Traction	30	114-5608	2	Spacer-Standoff
10	32121-78	1	Pin-Roll	31	32105-25	2	Screw-SHH
11	321-37	2	Screw-HH	32	117-5446	1	Shaft-Spring
12	117-5459	2	Block-Clamp	33	3256-5	1	Washer-Flat
13	3296-59	1	Nut-Lock, NI	34	84-9100	1	Spring
14	322-14	1	Screw-HH	35	92-7610	1	Retainer-Spring
15	104-7201	2	Nut-HF, NI	36	3256-24	1	Washer-Plain
16	3234-47	1	Screw-HHF	37	3296-6	1	Nut-Lock
17	256-236	1	Bearing-Mount, Flange	38	131-2252-0P	1	Bracket-Spring
18	117-5455	1	Plate-Cover	39	132-6251	1	Platform ASM
19	117-5454	1	Plate-Butterfly	39:2	114-0846	1	Decal-Instructions, Operating
20	131-2250-0P	1	Bracket-Pedal, Outer	39:3	133-8062	1	Decal-Spark Arrestor
21	3230-22	1	Screw-CARR	39:4	114-0849	1	Decal-Pedal, Traction
22	93-7960	1	Spacer				

# Brake Pedal Assembly

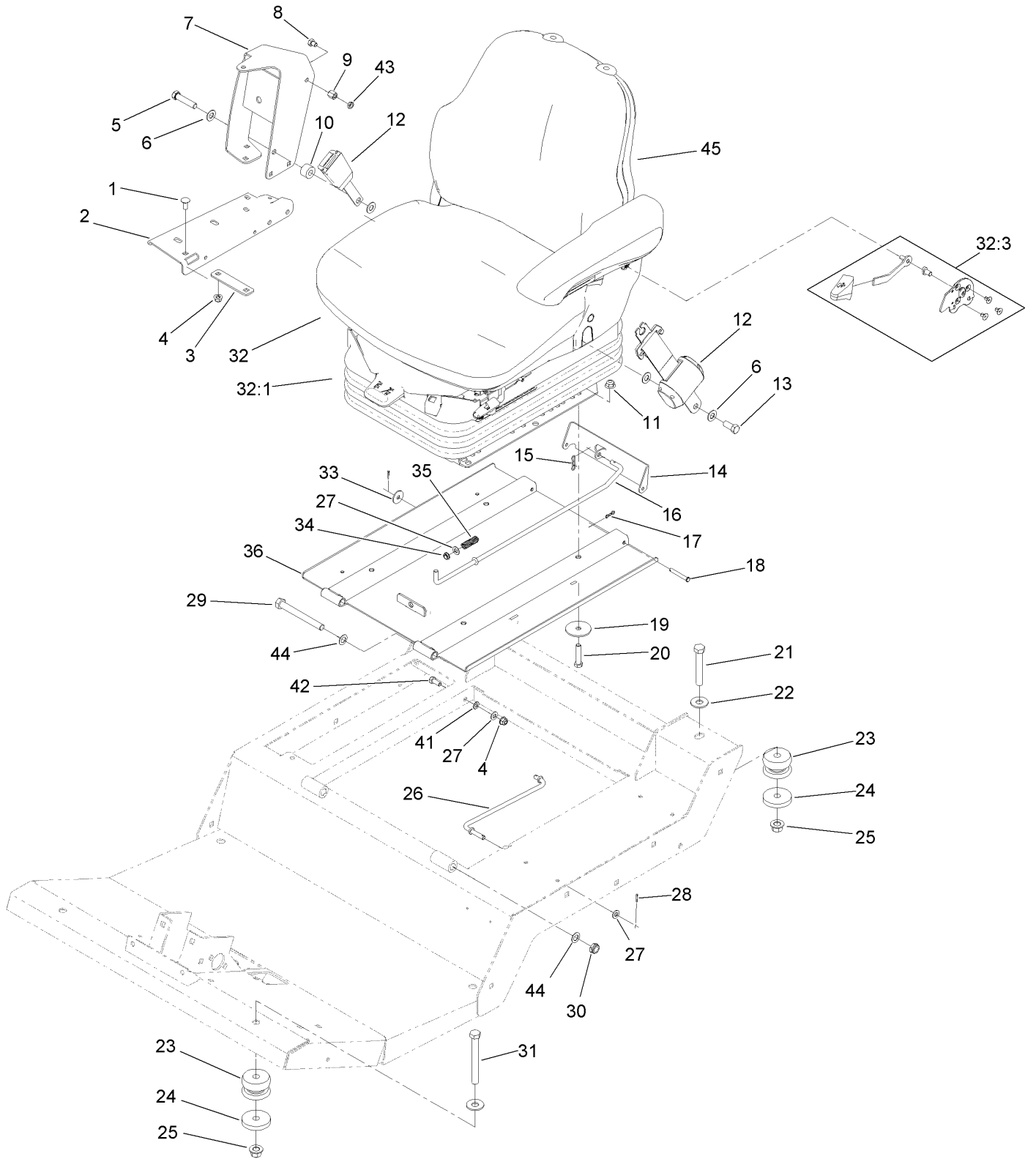


## Brake Pedal Assembly (continued)

<i>Ref.</i>	<i>Part Number</i>	<i>Qty.</i>	<i>Description</i>	<i>Ref.</i>	<i>Part Number</i>	<i>Qty.</i>	<i>Description</i>
1	132-6259-0P	1	Mount-Switch	16:6	63-7880	1	Pin-Latch, Brake
2	117-5458	4	Screw-HHF	16:7	32121-50	1	Pin-Spring
3	99-3410	2	Switch	17	120-8898	1	Cable-Brake, RH
4	108-9824	2	Nut-Switch	18	94-3088	2	Spring-Compression
5	3256-23	2	Washer-Plain	19	120-9694	2	Pin-Clevis
6	32144-69	2	Screw-HWHTF	20	3234-29	1	Screw-HHF
7	2412-4	2	Clamp-R	22	3272-6	2	Pin-Cotter
8	256-236	2	Bearing-Mount, Flange	23	104-8300	5	Nut-HF, NI
9	120-8899	1	Cable-Brake, LH	24	3231-21	6	Screw-CARR
10	322-13	1	Screw-HH	25	94-3050	2	Plate-Spring
11	132-6290-0P	1	Rack	27	110-4896	1	Lanyard
12	3256-69	2	Washer-Flat	28	3256-57	1	Washer-Flat
15	93-8742	2	Footpad-Brake	29	3230-23	2	Bolt-CARR
16		1	Brake Pedal ASM ●	30	132-6247-01	1	Mount-Bearing
16:1	139-7780	1	Pedal-Brake, LH	31	3296-59	4	Nut-Lock, NI
16:2	140-5832	1	RH Brake Pedal ASM	33	4-2390	2	Washer-Flat
16:2:2	256-42	2	Bushing	35	104-8301	2	Nut-HF, NI
16:3	137-1632	1	Hub-Brake	36	88-7970	1	Clip
16:4	3256-69	2	Washer-Flat	37	1-303287	2	Tie-Cable
16:5	32121-125	1	Pin-Roll				

● Not serviced separately

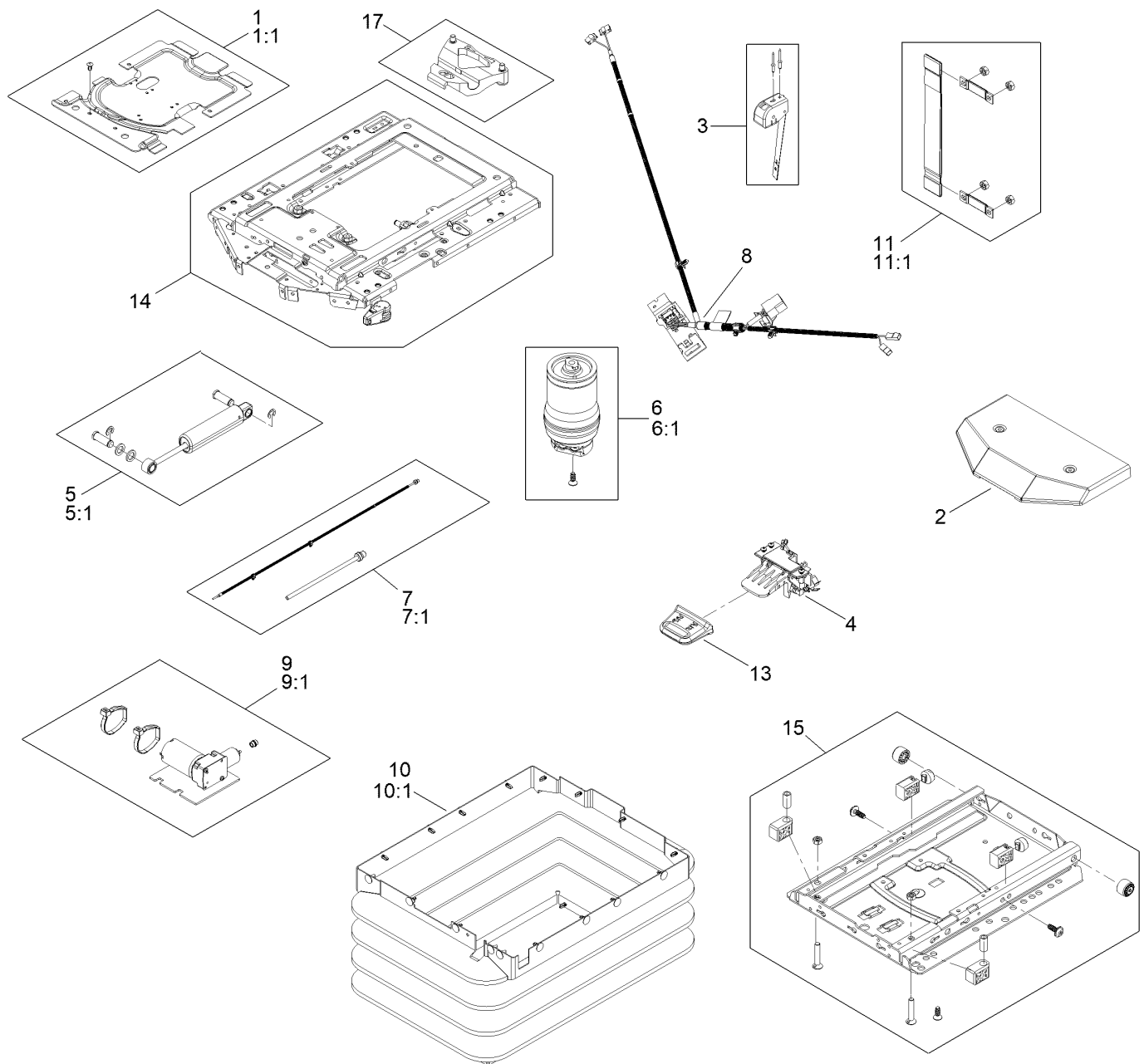
# Seat Base and Seat Assembly



## Seat Base and Seat Assembly (continued)

<i>Ref.</i>	<i>Part Number</i>	<i>Qty.</i>	<i>Description</i>	<i>Ref.</i>	<i>Part Number</i>	<i>Qty.</i>	<i>Description</i>
1	3230-23	6	Bolt-CARR	23	110-5954	4	Mount-Center, Bonded
2	119-0000-03	1	Channel-Support	24	115-5519	4	Washer-Plain
3	112-7449	1	Strap-Support	25	99-5107	4	Nut-Lock
4	104-8300	7	Nut-HF, NI	26	93-5338	1	Rod-Prop
5	3212-8	1	Screw-HH	27	3256-23	3	Washer-Plain
6	3256-25	4	Washer-Flat	28	3272-5	2	Pin-Cotter
7	117-4798-03	1	Arm-Support	29	325-18	2	Screw-HH
8	108-8646	1	Screw-HH, Lock	30	3296-45	2	Nut-Hex
9	112-7405	1	Nut-Hex, Coupling	31	702093	2	Screw-HH
10	17-7190	1	Spacer-Finger	32	132-1302	1	Seat And Suspension ASM
11	104-8301	4	Nut-HF, NI	32:1	130-2702	1	Air Ride Seat Suspension
12	110-0413	1	Seatbelt-Retractable	32:3	132-1304	1	Backrest Adjustment Kit
13	3212-4	1	Screw-HH	33	3256-82	1	Washer-Flat
14	120-9017-0P	1	Latch-Seat	34	5979	1	Bushing-Nyliner
15	119-1415	1	Pin-Cotter, Locking	35	95-1821	1	Spring-Compression
16	120-9018	1	Rod-Latch	36	137-5475-03	1	Plate-Seat
17	119-1414	2	Pin-Cotter, Locking	41	3255-8	1	Washer-Lock
18	283-57	2	Pin-Clevis	42	322-3	1	Screw-HH
19	83-1040	4	Washer-Flat	43	117-4059	1	Nut-Hex
20	323-9	4	Screw-HH	44	36-4780	4	Washer-Plain
21	112-7264	2	Screw-HH	45	117-9429	1	Matrix Cloth Seat ASM
22	3256-6	4	Washer-Flat				

# Air Ride Seat Suspension Assembly No. 130-2702



12  
WEAR PARTS KIT

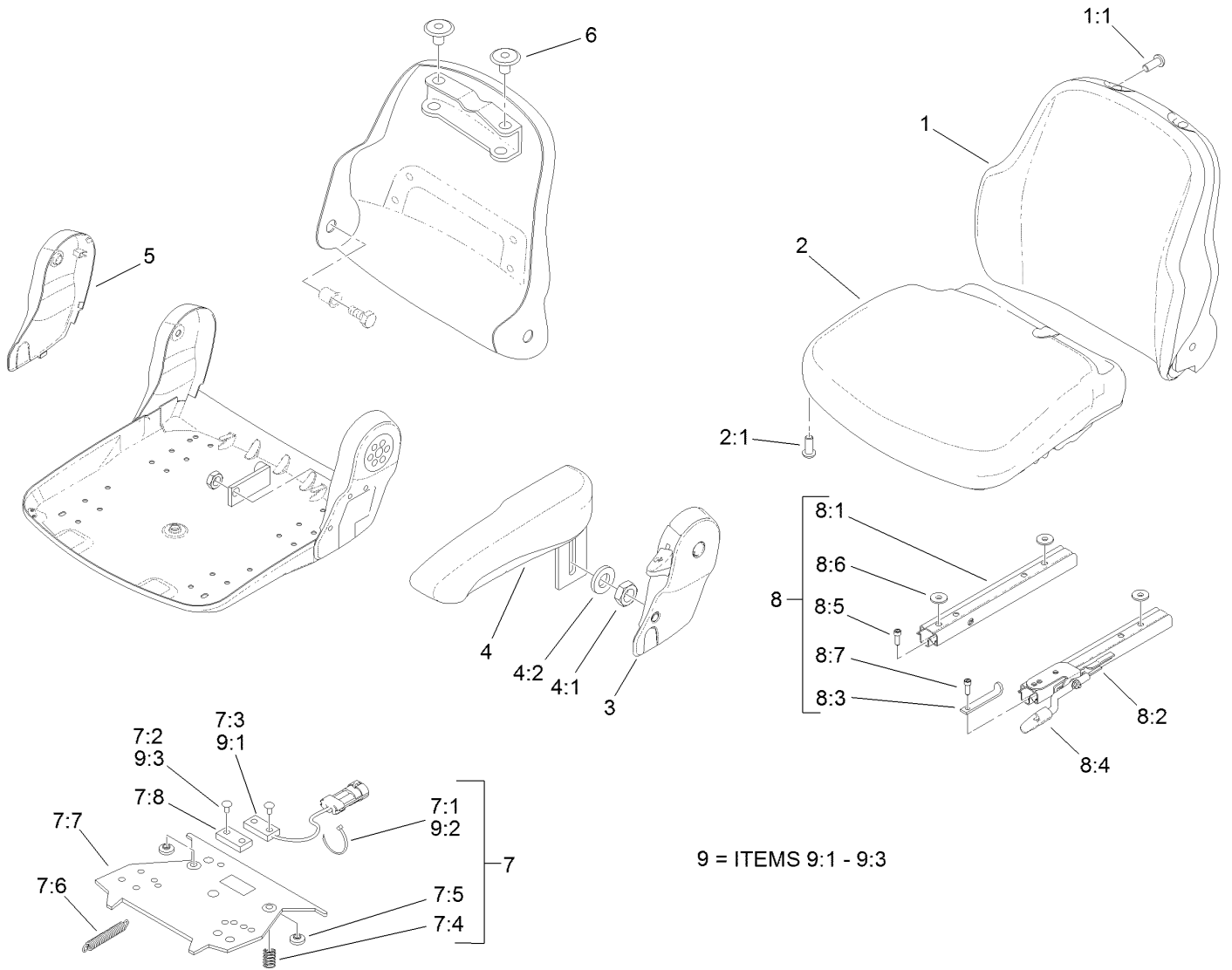
16  
ADJUSTER MOUNTING KIT

# Air Ride Seat Suspension Assembly No. 130-2702 (continued)

<i>Ref.</i>	<i>Part Number</i>	<i>Qty.</i>	<i>Description</i>	<i>Ref.</i>	<i>Part Number</i>	<i>Qty.</i>	<i>Description</i>
1	130-2709	1	Cover ASM	9	130-2719	1	Compressor
1:1	130-2710	1	Cover Kit	9:1	130-2720	1	Compressor Kit
2	108-8027	1	Cover	10	130-2721	1	Bellows ASM
3	130-2711	1	Control-Level	10:1	130-2722	1	Bellows Kit
4	108-8029	1	Valve-Control, Air	11	130-2723	1	Tether
5	130-2712	1	Shock Absorber ASM	11:1	130-2724	1	Tether Kit
5:1	130-2713	1	Shock Absorber Kit	12	130-2725	1	Wear Parts Kit ●
6	130-2714	1	Air Spring ASM	13	130-2726	1	Handle
6:1	130-2715	1	Air Spring Kit	14	130-2727	1	Upper Suspension Kit
7	130-2716	1	Air Tube ASM	15	130-2728	1	Lower Suspension Kit
7:1	130-2717	1	Air Tube Kit	16	130-2729	1	Adjuster Mounting Kit ●
8	130-2718	1	Harness-Wire	17	130-2730	1	Limiters-Thrust

● Not illustrated

# Cloth Premium Seat Assembly No. 117-9429

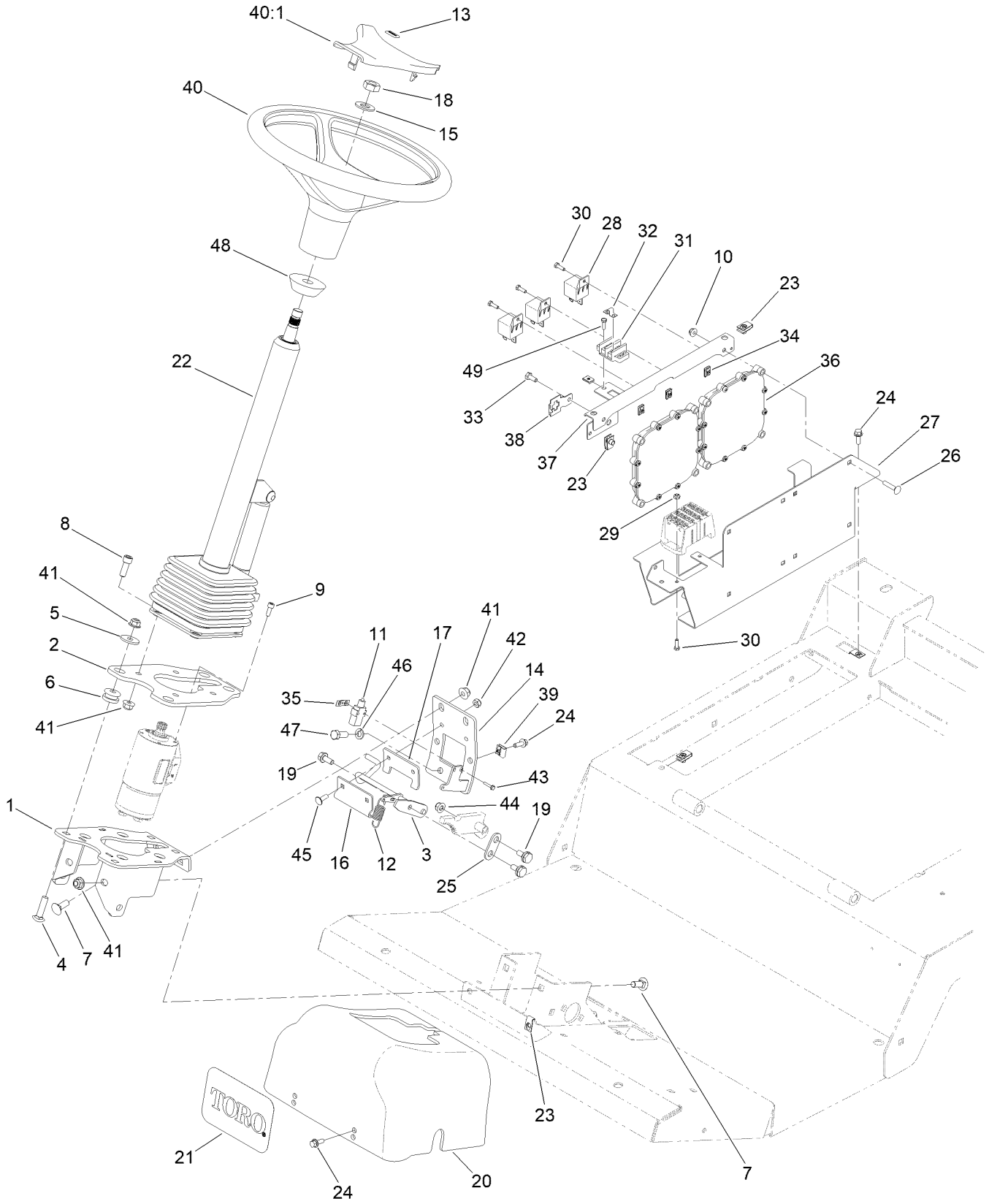


## Cloth Premium Seat Assembly No. 117-9429 (continued)

<i>Ref.</i>	<i>Part Number</i>	<i>Qty.</i>	<i>Description</i>	<i>Ref.</i>	<i>Part Number</i>	<i>Qty.</i>	<i>Description</i>
1	117-9415	1	Backrest Cushion ASM Matrix Cloth	7:5		2	Bumper-Pressure Plate ●
1:1	119-7742	4	Screw-Cushion	7:6		1	Spring-Extension ●
2	117-9416	1	Seat Cushion ASM Matrix Cloth	7:7		1	Plate-Mounting ●
2:1	119-7742	3	Screw-Cushion	7:8		1	Magnet ●
3	108-8018	1	Cover-Armrest	8	108-8025	1	Adjustment Rail Set
4	108-8019	1	LH Armrest ASM	8:1		1	Rail-Adjustment, RH ●
4:1	82-9650	1	Nut	8:2		1	Rail-Adjustment, LH ●
4:2	107-1198	1	Washer	8:3		1	Stop-Rail ●
5	108-8021	1	Cover-Armrest	8:4		1	Handle ●
6	108-8022	2	Cover-Black	8:5		3	Screw ●
7	108-8024	1	Switch Kit	8:6		3	Washer ●
7:1		3	Wire Tie ●	8:7		1	Screw ●
7:2		4	Rivet ●	9	110-6189	1	Switch Kit
7:3		1	Sensor-Seat Switch ●	9:1		1	Switch ●
7:4		2	Spring-Compression ●	9:2		3	Wire Tie ●
				9:3		2	Rivet ●

● Not serviced separately

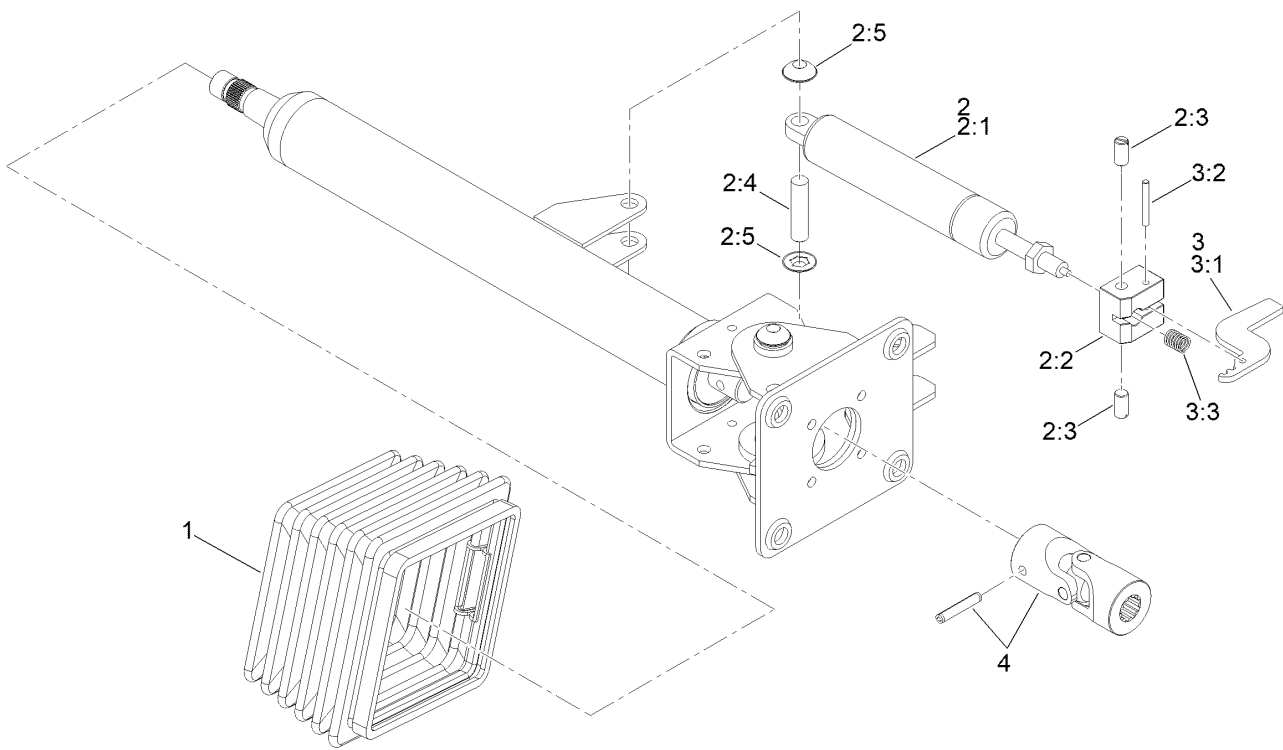
# Steering and Controller Assembly



## Steering and Controller Assembly (continued)

<i>Ref.</i>	<i>Part Number</i>	<i>Qty.</i>	<i>Description</i>	<i>Ref.</i>	<i>Part Number</i>	<i>Qty.</i>	<i>Description</i>
1	137-5590-0P	1	Mount	26	3229-3	8	Screw-CARR
2	137-5588-0P	1	Plate-Mount, Column	27	120-4093-0P	1	Mount-Power
3	132-6285	1	Rod-Brake	28	99-7435	3	Relay
4	3231-26	4	Screw-CARR	29	3296-12	2	Nut-Lock, NI
5	63-8410	4	Washer	30	3290-134	5	Screw
6	63-9750	4	Mount	31	42862	1	Block-Terminal, Ground
7	3231-2	6	Bolt-CARR	32	42863	1	Strip-Jumper
8	3274-7	4	Screw-HSH	33	321-3	1	Screw-HH
9	105-2409	4	Screw-HSH	34	107-1013	5	Nut-Speed
10	104-7201	8	Nut-HF, NI	35	108-9824	1	Nut-Switch
11	99-3410	1	Switch	36	122-3375	2	Controller-Tec
12	136-7153	1	Spring-Extension	37	120-4127-0P	1	Mount-Relay
13	98-1459	1	Decal	38	114-5502	1	Clip-Fuse
14	132-6225-0P	1	Support-Rear	39	609900	2	Nut-Speed
15	3256-27	1	Washer-Flat	40	98-1471	1	Wheel-Steering
16	132-6283	1	Plate-Brake	40:1	98-1468	1	Cover-Wheel, Steering
17	132-6284	1	Plate-Brake	41	104-8301	14	Nut-HF, NI
18	3296-33	1	Nut-Lock, NI	42	3296-16	2	Nut-Lock, NI
19	37-8771	2	Bolt-Shoulder, HF	43	117-5458	2	Screw-HHF
20	132-6244	1	Cover-Steering	44	104-8300	2	Nut-HF, NI
21	105-1217	1	Decal	45	1-807512	2	Bolt-CARR
22	132-6230	1	Steering Tilt Column ASM	46	3253-21	2	Washer-Lock
23	107069	7	Clip	47	323-6	2	Screw-HH
24	3234-4	6	Screw-HHF	48	93-5429	1	Collar-Foam
25	137-5548	1	Link-Brake	49	32105-13	2	Screw-HWH

# Steering Column Assembly No. 132-6230

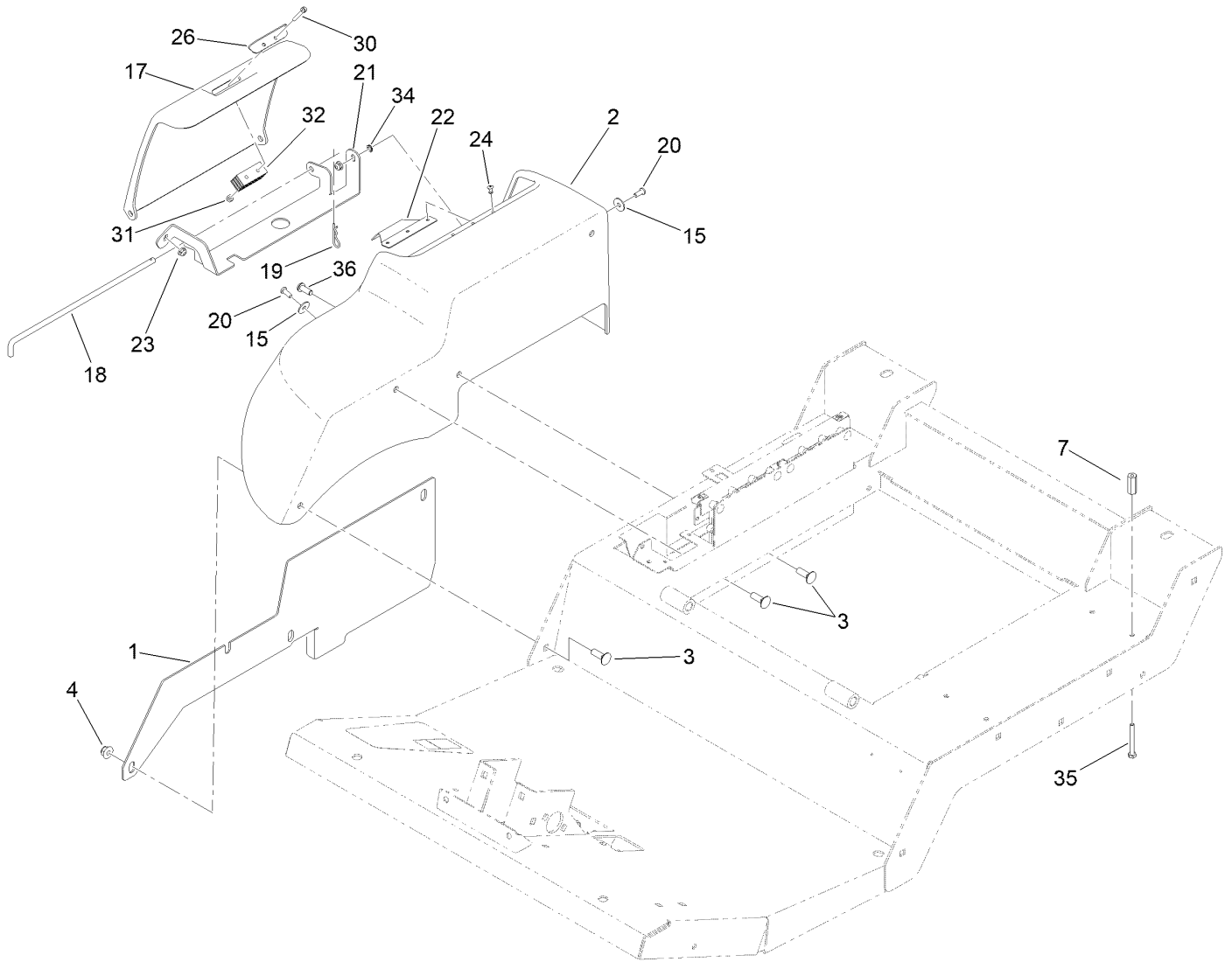


# Steering Column Assembly No. 132-6230 (continued)

<i>Ref.</i>	<i>Part Number</i>	<i>Qty.</i>	<i>Description</i>	<i>Ref.</i>	<i>Part Number</i>	<i>Qty.</i>	<i>Description</i>
1	110-6462	1	Bellows-Rubber	2:5		2	Washer-Lock ●
2	110-6463	1	Cylinder Service Kit	3	136-4385	1	Pedal Service Kit
2:1		1	Cylinder-Gas ●	3:1		1	Pedal ●
2:2		1	Block-Pedal ●	3:2		1	Pin ●
2:3		2	Bolt ●	3:3		1	Spring ●
2:4		1	Pin ●	4	120-6256	1	Universal Joint Kit

● Not serviced separately

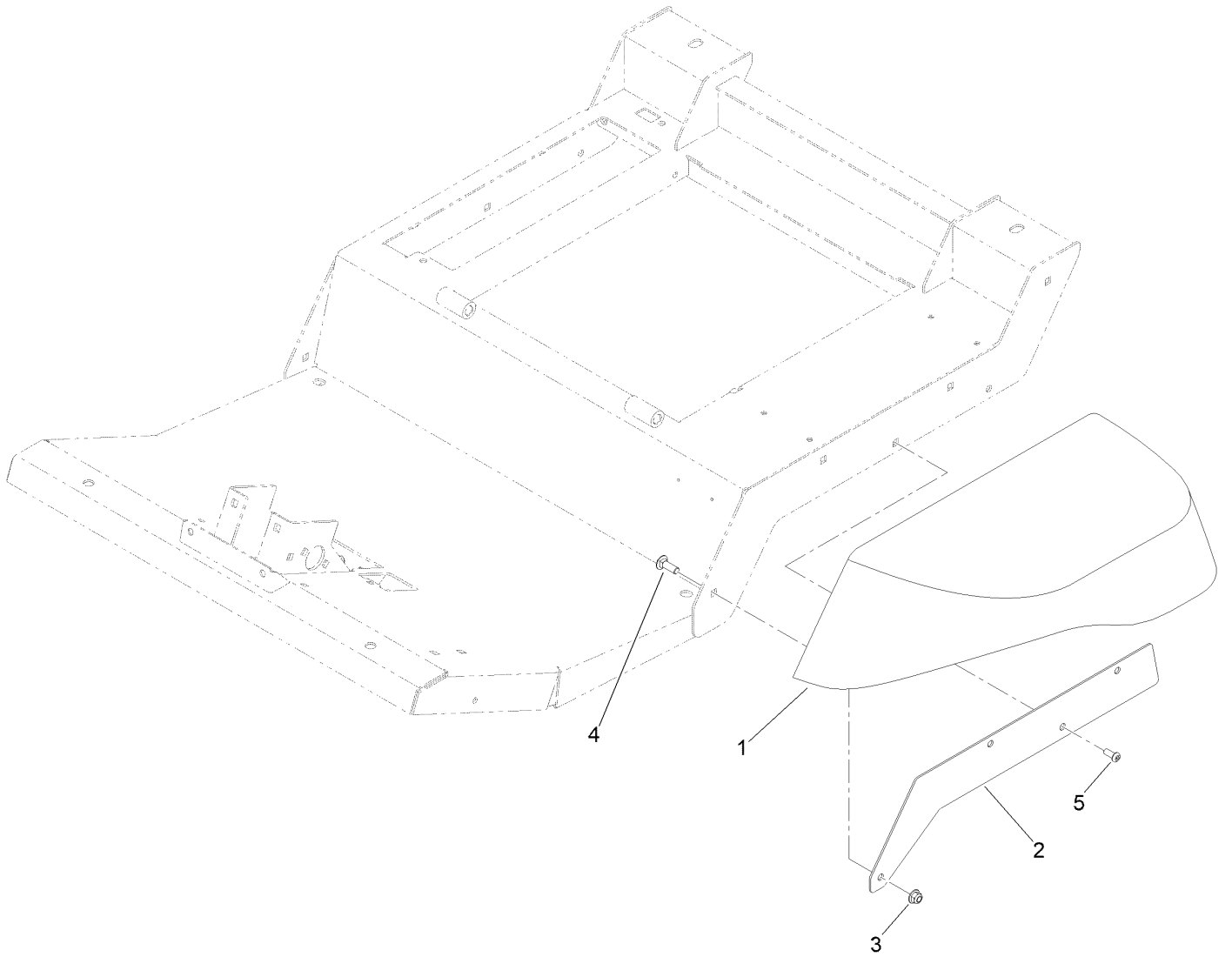
# RH Fender Assembly



## RH Fender Assembly (continued)

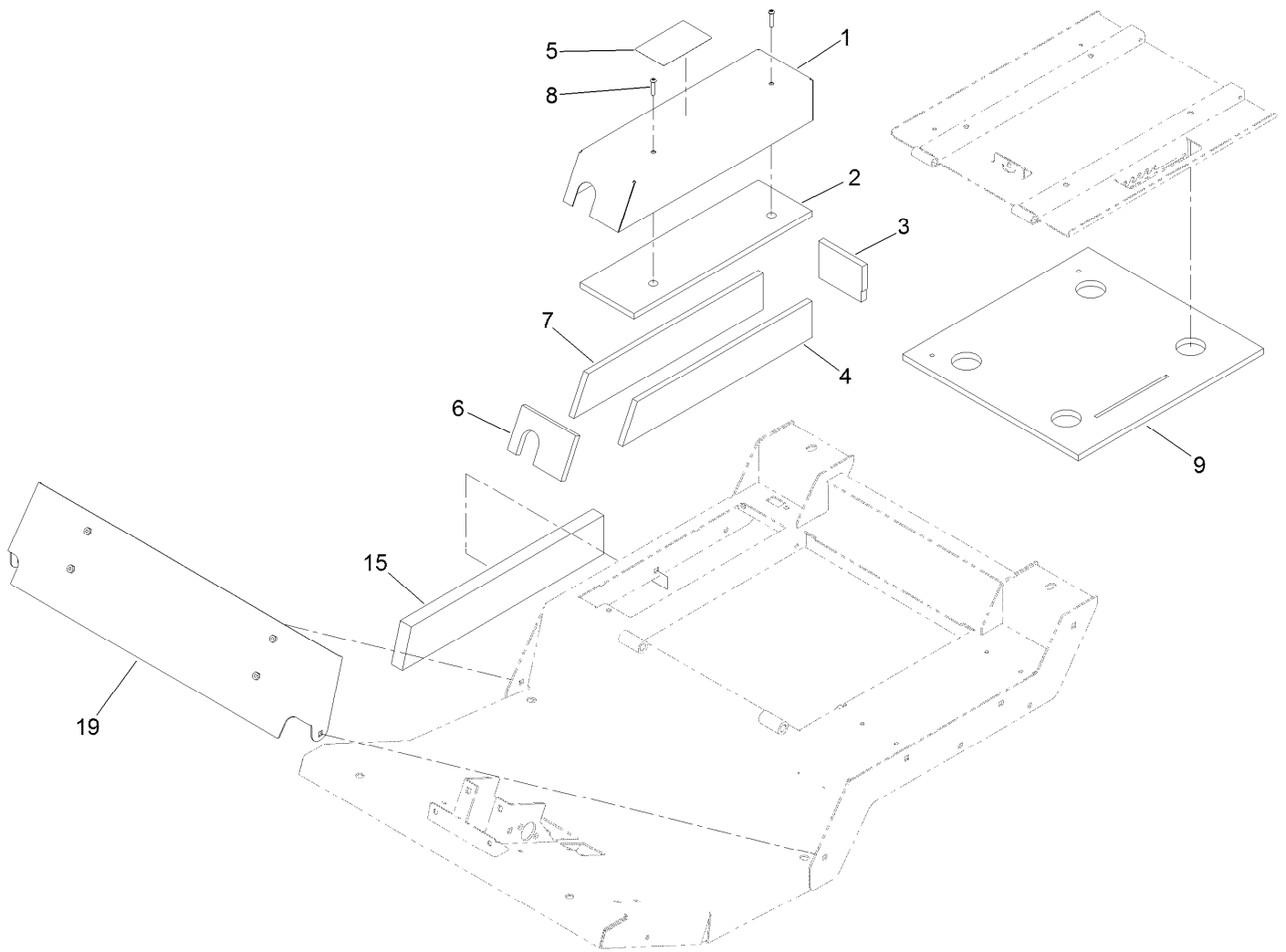
<i>Ref.</i>	<i>Part Number</i>	<i>Qty.</i>	<i>Description</i>	<i>Ref.</i>	<i>Part Number</i>	<i>Qty.</i>	<i>Description</i>
1	145-8391-0P	1	Plate-Fender, RH	22	127-3706	1	Plate-Cover
2	120-4113	1	Fender-RH	23	104-7201	2	Nut-HF, NI
3	3231-25	3	Bolt-CARR	24	3269-23	3	Rivet-Pop
4	104-8301	3	Nut-HF, NI	26	127-3705	1	Plate-Cover
7	136-4358	4	Nut-Coupling	30	32105-1	2	Screw-SHH
15	87-6630	2	Washer-Plain	31	3296-2	2	Nut-Lock, NI
17	120-4115	1	Cover-Battery	32	69-6260	1	Magnet
18	121-1588	1	Rod-Hinge	34	3255-7	1	Washer-Lock/EXT
19	3290-467	1	Pin-Hair	35	100-5858	4	Screw-HH
20	3274-31	2	Screw-HSBH	36	3274-94	1	Screw-HSBH
21	121-1586-0P	1	Mount-Cover				

# LH Fender Assembly



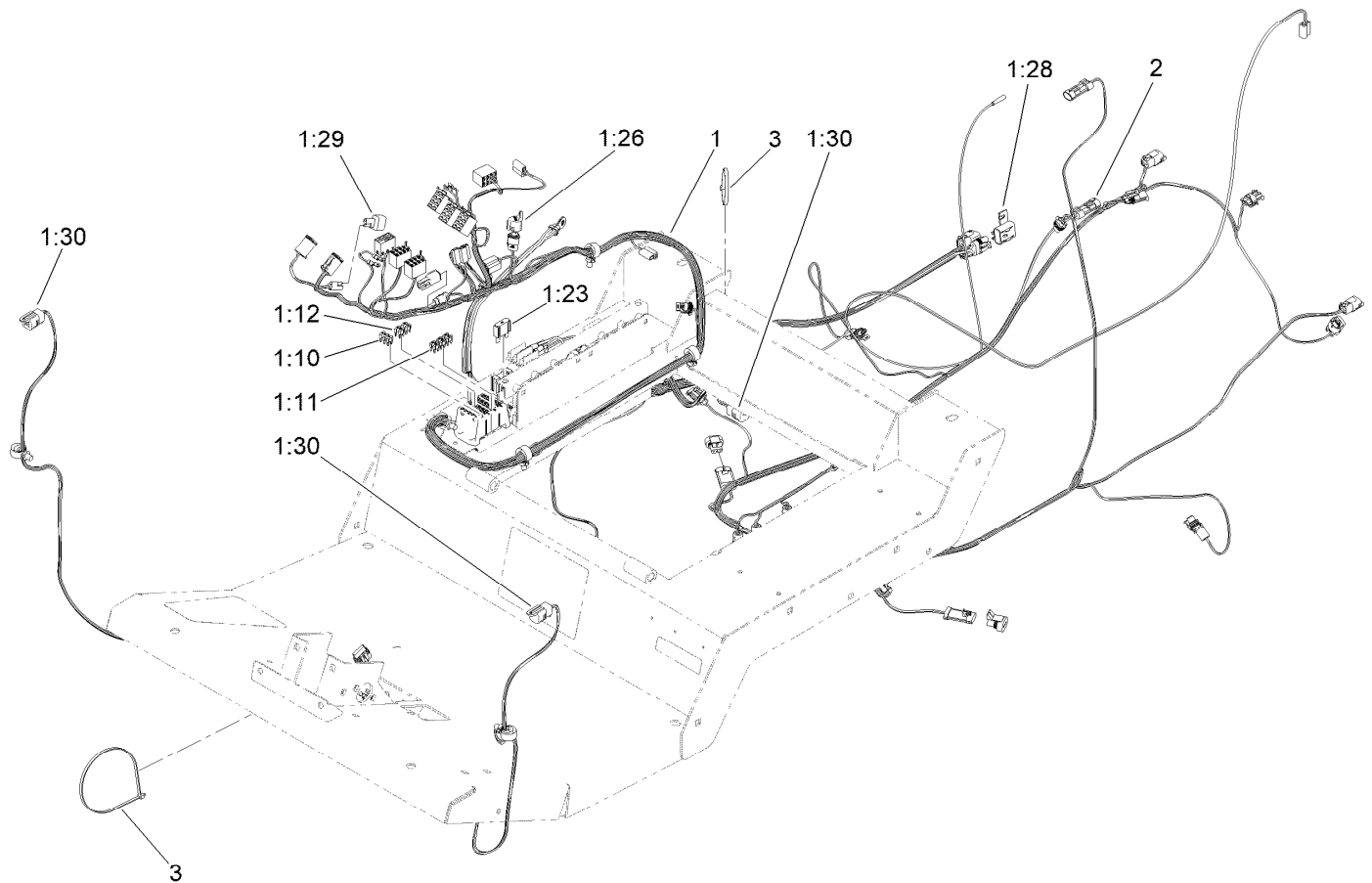
## LH Fender Assembly (continued)

<i>Ref.</i>	<i>Part Number</i>	<i>Qty.</i>	<i>Description</i>	<i>Ref.</i>	<i>Part Number</i>	<i>Qty.</i>	<i>Description</i>
1	120-4114	1	Fender-LH	4	3231-25	3	Bolt-CARR
2	121-1580-0P	1	Plate-Fender, LH	5	3274-94	1	Screw-HSBH
3	104-8301	3	Nut-HF, NI				



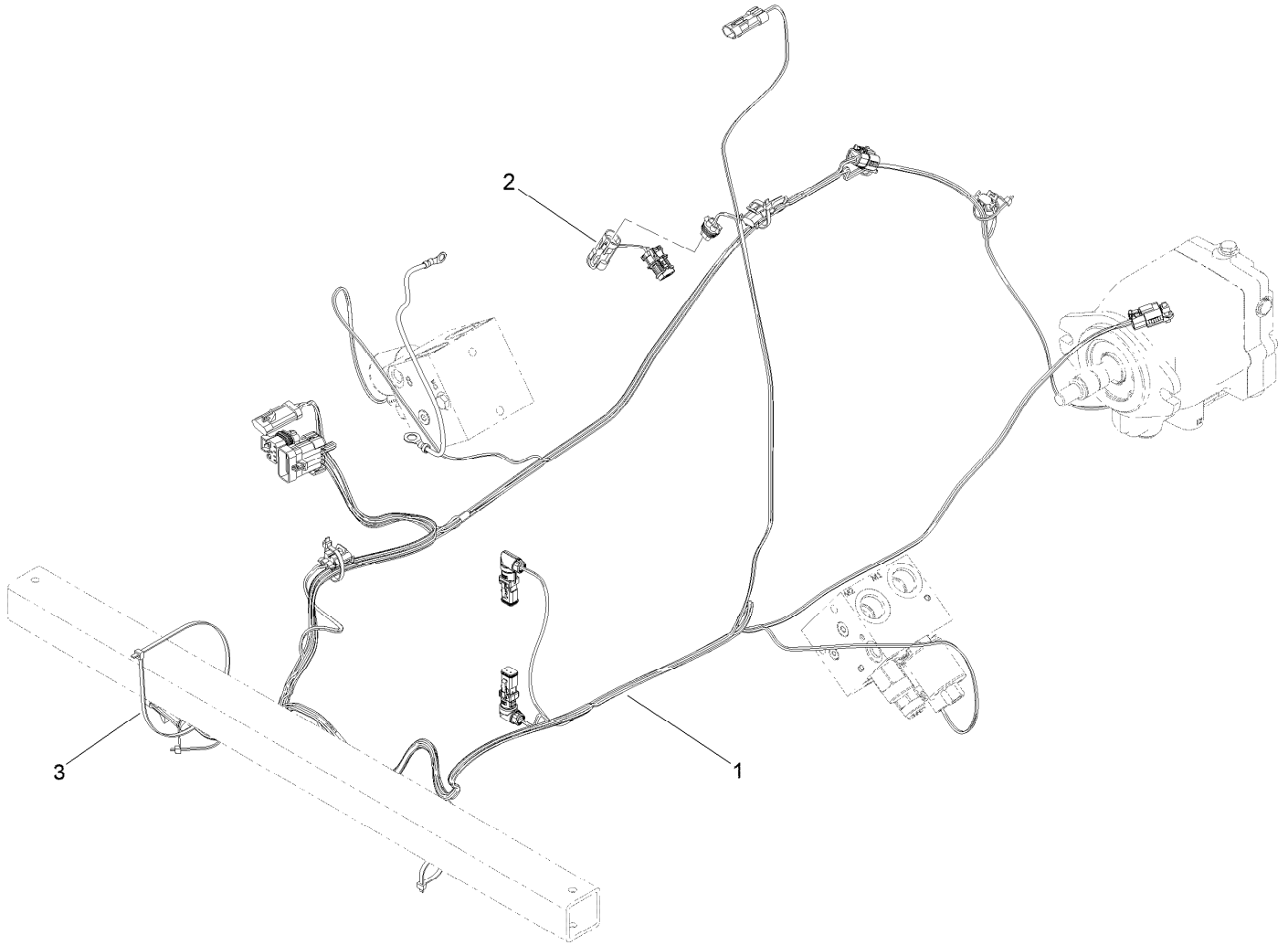
## Acoustic Foam, Panel and Cover Assembly

<i>Ref.</i>	<i>Part Number</i>	<i>Qty.</i>	<i>Description</i>
1	136-4386-03	1	Cover-Controller
2	136-4378	1	Foam-Cover, Top
3	136-4375	1	Foam-Cover, Rear
4	136-4376	1	Foam-Cover, Left
5	136-4436	1	Decal-Fuses
6	136-4374	1	Foam-Cover, Front
7	136-4377	1	Foam-Cover, Right
8	120-0834	2	Screw-HSBH
9	127-3696	1	Foam-Seat
15	127-3708	1	Foam-Right
19	136-4373-01	1	Plate-Foot



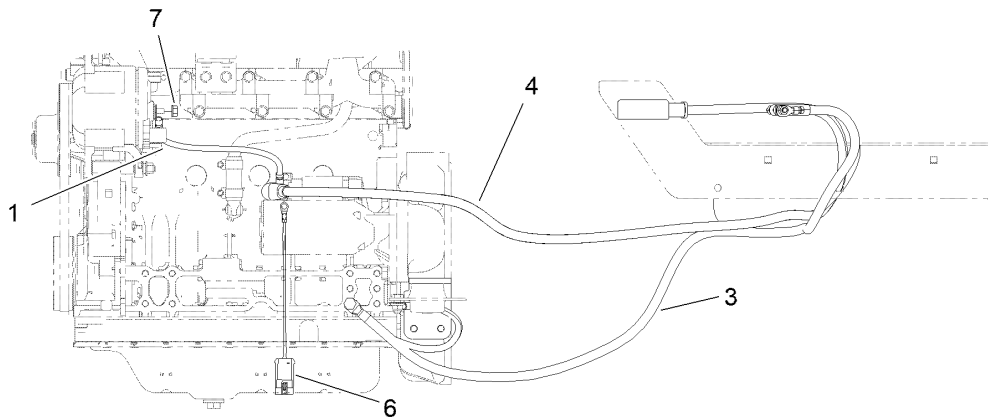
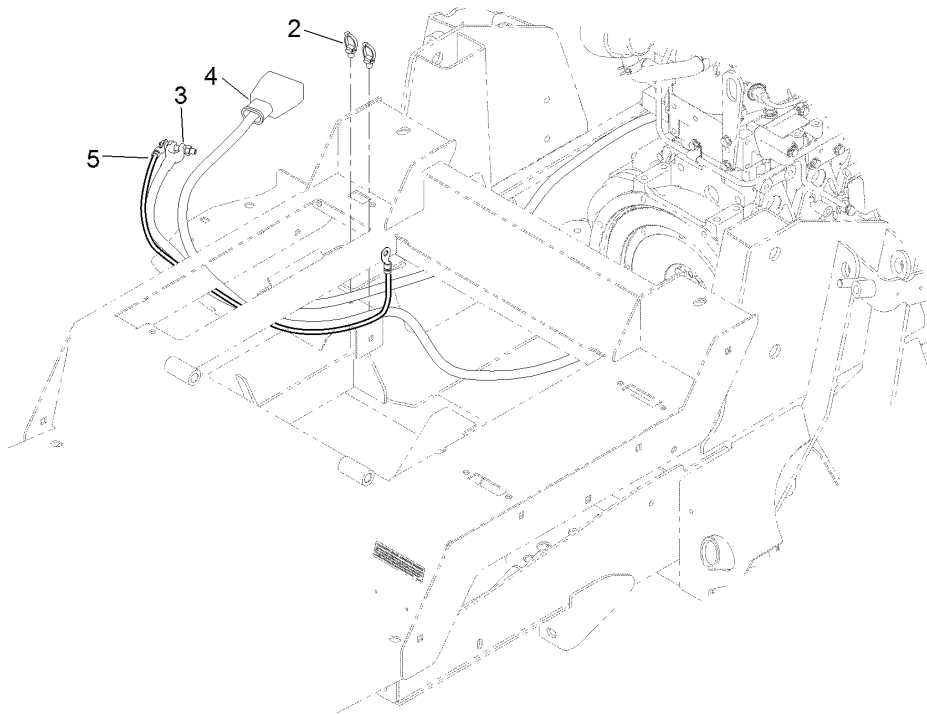
## Platform Wire Harness and Fuse Assembly

<i>Ref.</i>	<i>Part Number</i>	<i>Qty.</i>	<i>Description</i>
1	122-2181	1	Harness-Wire, Platform
1:10	121-8861	3	Fuse-Mini Blade, 2 Amp
1:11	121-8865	6	Fuse-Mini Blade, 7.5 Amp
1:12	121-8866	4	Fuse-Mini Blade, 10 Amp
1:23	114-3342	1	Fuse-Maxi, 60 Amp
1:26	32180-089	1	Cap-Plug, 3 Way
1:28	32180-019	1	Cover-Fuse, Single
1:29	104-4022	1	Resistor-75 Ohm
1:30	32180-156	4	Cap-Plug, 6 Way
2	122-0353	1	Harness-Wire
3	3290-379	2	Tie-Cable



## Rear Wire Harness Assembly

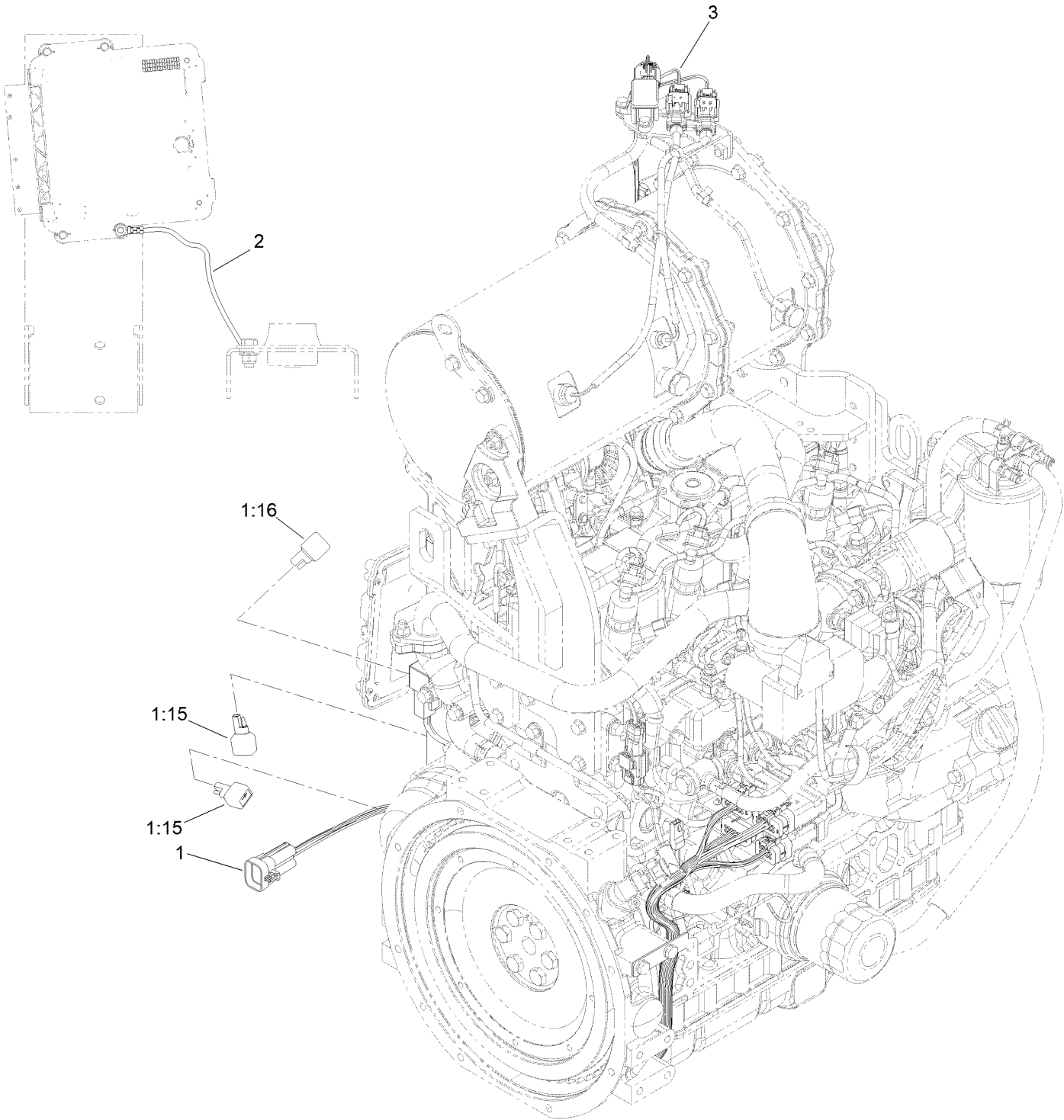
<i>Ref.</i>	<i>Part Number</i>	<i>Qty.</i>	<i>Description</i>
1	122-2182	1	Harness-Wire, Rear
2	115-1931	1	Harness-Wire, Fuel Pump Adapter
3	3290-379	4	Tie-Cable



## Battery Cable and Ground Assembly

Ref.	Part Number	Qty.	Description
1	122-0071	1	Cable-Battery, Positive
2	32180-030	2	Clip-Tie
3	121-8898	1	Cable-Battery, Negative
4	121-8897	1	Cable-Battery, Positive
5	54-3094	1	Cable
6	108-9470	1	Harness-Wire, Fusible Link
7	33004-00	2	Nut-HF

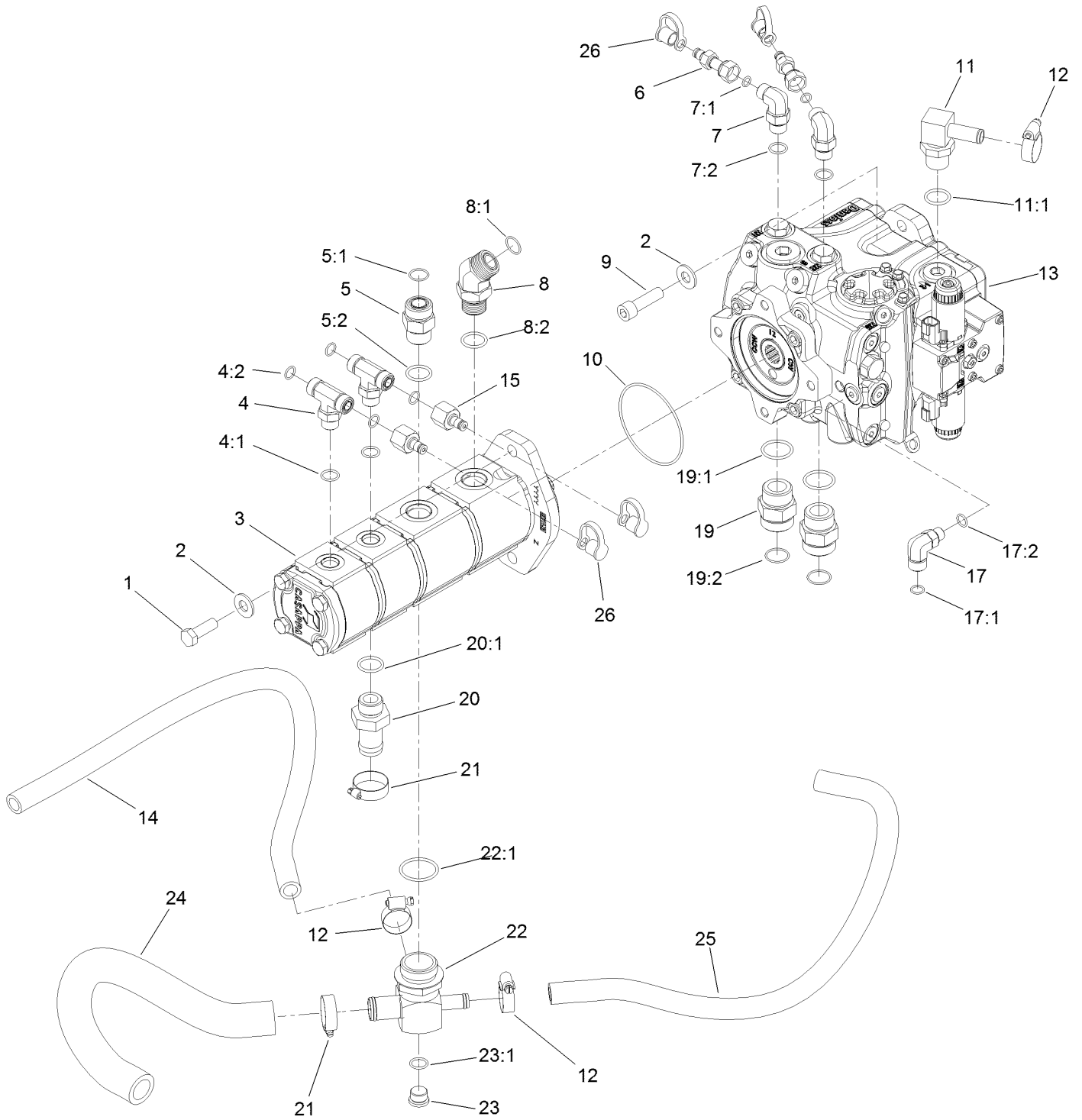
# Engine Harness Assembly



## Engine Harness Assembly (continued)

<i>Ref.</i>	<i>Part Number</i>	<i>Qty.</i>	<i>Description</i>	<i>Ref.</i>	<i>Part Number</i>	<i>Qty.</i>	<i>Description</i>
1	122-2183	1	Harness-Wire, Engine T4	2	122-0057	1	Harness-Wire, Ground
1:15	100-4918	2	Diode	3	122-2191	1	Harness-Wire, Dpf, 2 Clips
1:16	121-8891	1	Resistor (1.6K Ohm)				

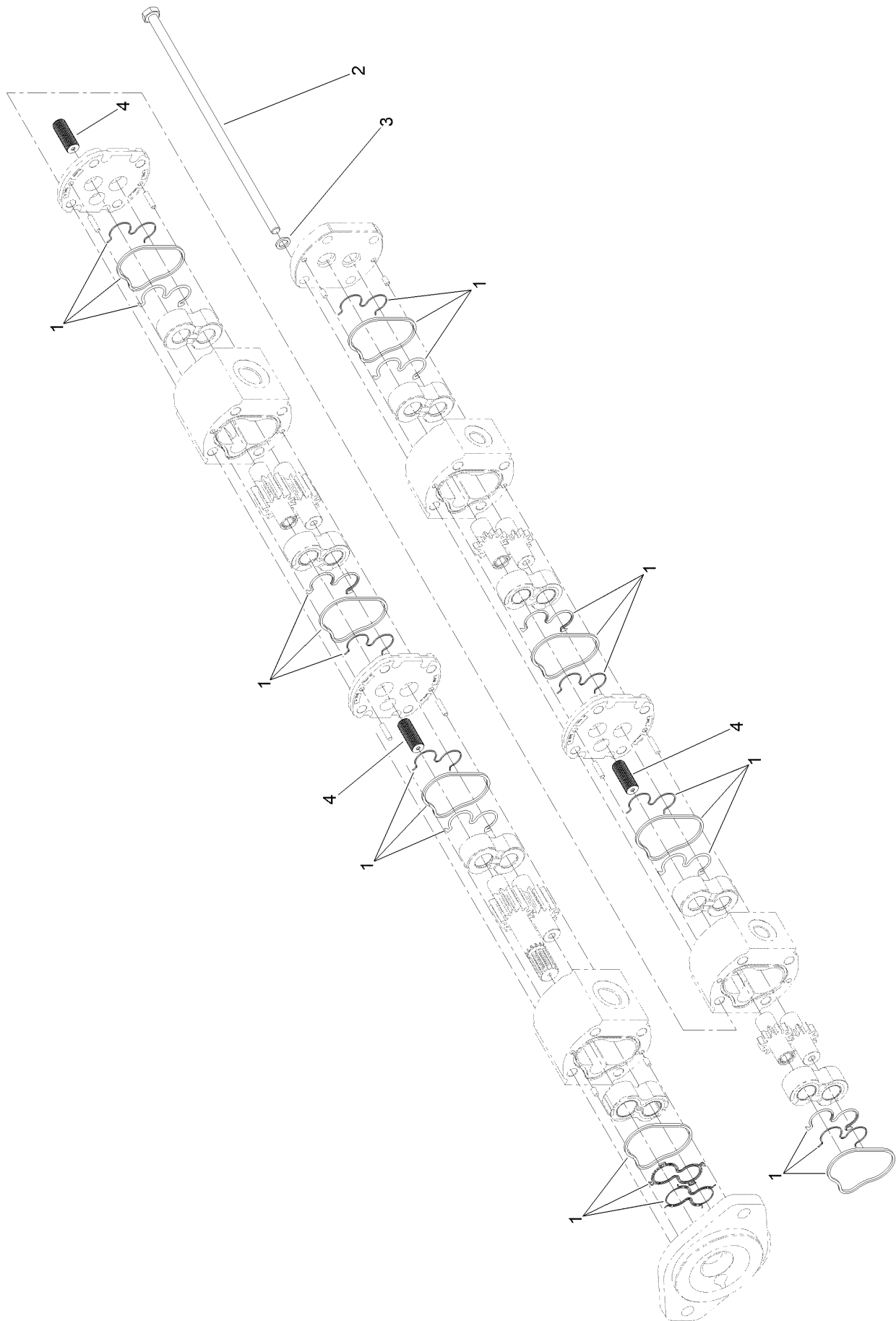
# Piston Pump and Gear Pump Assembly



## Piston Pump and Gear Pump Assembly (continued)

<i>Ref.</i>	<i>Part Number</i>	<i>Qty.</i>	<i>Description</i>	<i>Ref.</i>	<i>Part Number</i>	<i>Qty.</i>	<i>Description</i>
1	121-1525	2	Screw-HH	12	2412-129	3	Clamp-Hose
2	137-5550	4	Washer-Thrust	13	132-6100	1	Pump-Piston
3	120-8904	1	4-Section Gear Pump ASM	14	121-1647	1	Hose-HYD
4	340-157	2	Fitting-HYD, Tee	15	100-5616	2	Fitting
4:1	237-79	1	O-Ring	17	340-99	1	Fitting-HYD, 90 DEG
4:2	237-30	2	O-Ring	17:1	237-30	1	O-Ring
5	340-9	1	Fitting-STR	17:2	237-42	1	O-Ring
5:1	237-58	1	O-Ring	19	104-3797	2	Fitting-Straight
5:2	237-81	1	O-Ring	19:1	237-146	1	O-Ring
6	86-5480	2	Nipple-Test	19:2	340-65	1	O-Ring
7	340-18	2	Fitting-HYD, 90 DEG	20	99-3017	1	Fitting
7:1	237-79	1	O-Ring	20:1	237-81	1	O-Ring
7:2	237-22	1	O-Ring	21	2412-34	2	Clamp-Hose
8	100-5530	1	Fitting-45 DEG	22	121-1682	1	Fitting-Tee
8:1	237-58	1	O-Ring	22:1	237-101	1	O-Ring
8:2	237-81	1	O-Ring	23	353-988	1	Plug-Hex
9	131-0661	2	Screw-HSH	23:1	237-79	1	O-Ring
10	107-9447	1	O-Ring	24	120-8815	1	Hose-Suction
11	136-4439	1	Fitting-HYD, 90	25	120-9050	1	Hose-HYD
11:1	237-81	1	O-Ring	26	354-79	4	Cap-Dust

# 4-Section Gear Pump Assembly No. 120-8904



# 4-Section Gear Pump Assembly No. 120-8904 (continued)

<i>Ref.</i>	<i>Part Number</i>	<i>Qty.</i>	<i>Description</i>
1	115-3776	1	Seal Kit
2	121-1721	4	Bolt

<i>Ref.</i>	<i>Part Number</i>	<i>Qty.</i>	<i>Description</i>
3	121-1722	4	Washer
4	120-6284	3	Hub-Connecting



# Hydraulic Pump Assembly No. 132-6100 (continued)

<i>Ref.</i>	<i>Part Number</i>	<i>Qty.</i>	<i>Description</i>	<i>Ref.</i>	<i>Part Number</i>	<i>Qty.</i>	<i>Description</i>
1	132-6203	1	Control Kit	21	125-5282	4	Screw
1:1	132-6204	2	Coil Kit	22	125-5270	4	Screw
1:2	125-5288	2	O-Ring	23	125-5298	1	O-Ring
1:3	125-5273	1	Nut-Seal	24	92-1353	1	Shim Kit
1:4	125-5302	1	Plug	25	125-5301	1	Plug
1:5	125-5274	6	Screw	26	75-0240	2	O-Ring
1:6	125-5272	6	Screw	27	84-0560	2	O-Ring
1:7	125-5269	1	Ring-Locking	28	69-3080	6	Plug
1:8	125-5266	1	Screen	29	69-3130	1	Plug
1:9	125-5283	1	Gasket-Control	30	75-0170	3	Plug-Thread, Straight
2	132-6204	2	Coil Kit	30:1	92-8777	1	O-Ring
3	136-4397	1	Charge Relief Kit	31	125-5270	2	Screw
5	136-4399	1	Shaft	32	110-6485	1	Pin-Slotted
6	75-0460	1	Bearing-Ball	33	136-4393	1	Valve-Relief, High Pressure
7	125-5280	1	Ring-Retaining	34	136-4392	1	Valve-Relief, High Pressure
8	131-8616	2	Ring-Retaining	35	132-6205	1	Overhaul Seal Kit
9	127-6214	1	Seal-Lip	35:1	75-0240	2	O-Ring
10	136-4398	1	Valve Plate	35:2	84-0560	2	O-Ring
11	132-6206	1	O-Ring	35:3	125-5288	2	O-Ring
12	125-5288	2	O-Ring	35:4	125-5283	1	Gasket-Control
13	131-7388	2	O-Ring	35:5	125-5298	1	O-Ring
14	125-5274	6	Screw	35:6	132-6206	1	O-Ring
15	125-5302	1	Plug	35:7	127-6214	1	Seal-Lip
16	125-5273	1	Nut-Seal	35:8		1	Gasket ●
17	125-5272	6	Screw	35:9		2	O-Ring ●
18	125-5283	1	Gasket-Control	35:10		2	Piston Ring ●
19	125-5269	1	Ring-Locking	35:11		2	O-Ring ●
20	125-5266	1	Screen				

● Not serviced separately

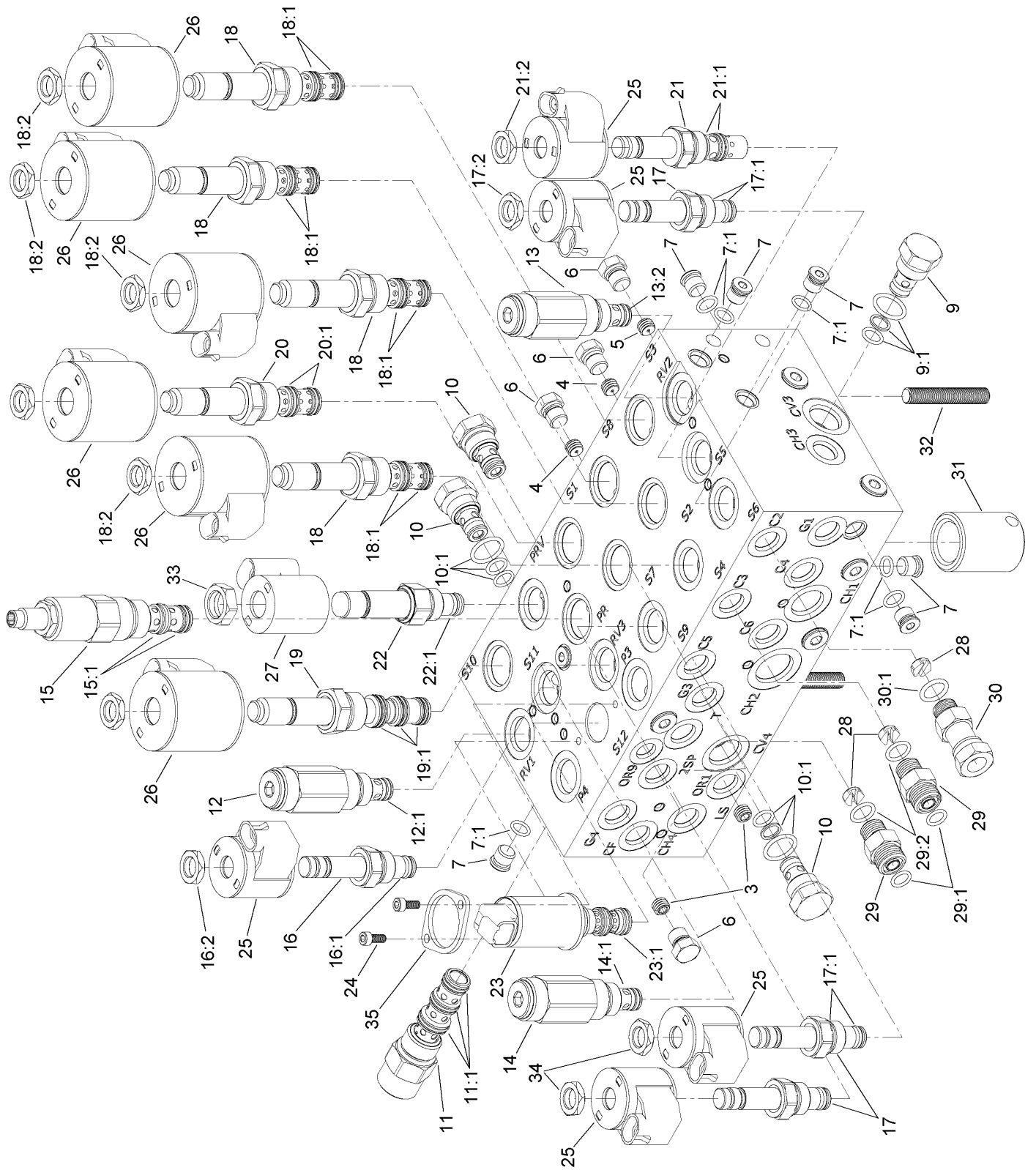
# Combination Manifold Assembly



## Combination Manifold Assembly (continued)

<i>Ref.</i>	<i>Part Number</i>	<i>Qty.</i>	<i>Description</i>	<i>Ref.</i>	<i>Part Number</i>	<i>Qty.</i>	<i>Description</i>
1	137-5582	1	Manifold-Combination	16:2	237-80	1	O-Ring
2	92-2650	3	Spacer-Clutch	18	340-2	1	Fitting-Straight
3	63-9750	3	Mount	18:1	237-22	1	O-Ring
4	63-8410	3	Washer	18:2	237-42	1	O-Ring
6	75-1310	1	Filter-HYD	19	340-82	1	Fitting-Elbow, 90 DEG
7	3234-1	3	Screw-HHF	19:1	237-42	1	O-Ring
8	121-1542	1	Plate-Mount, Hose	19:2	237-21	1	O-Ring
9	353-508	5	Plug-HH	20	100-4887	1	Fitting-Elbow, 90
9:1	237-42	1	O-Ring	20:1	237-42	1	O-Ring
10	2412-126	1	R-Clamp	21	2412-36	2	Clamp-Hose
11	104-8301	4	Nut-HF, NI	22	119-4854	1	Fitting-STR
12	340-4	4	Fitting-Straight	22:1	237-30	1	O-Ring
12:1	237-30	1	O-Ring	22:2	237-79	1	O-Ring
12:2	237-79	1	O-Ring	23	353-512	1	Plug
13	340-77	2	Fitting-Elbow, 90 DEG	23:1	237-78	1	O-Ring
13:1	237-22	1	O-Ring	24	87-5730	1	Hose
13:2	237-42	1	O-Ring	25	340-1	2	Fitting-Straight
14	86-5480	1	Nipple-Test	25:1	237-21	1	O-Ring
15	354-79	1	Cap-Dust	25:2	237-42	1	O-Ring
16	340-7	1	Fitting-Straight				
16:1	237-65	1	O-Ring				

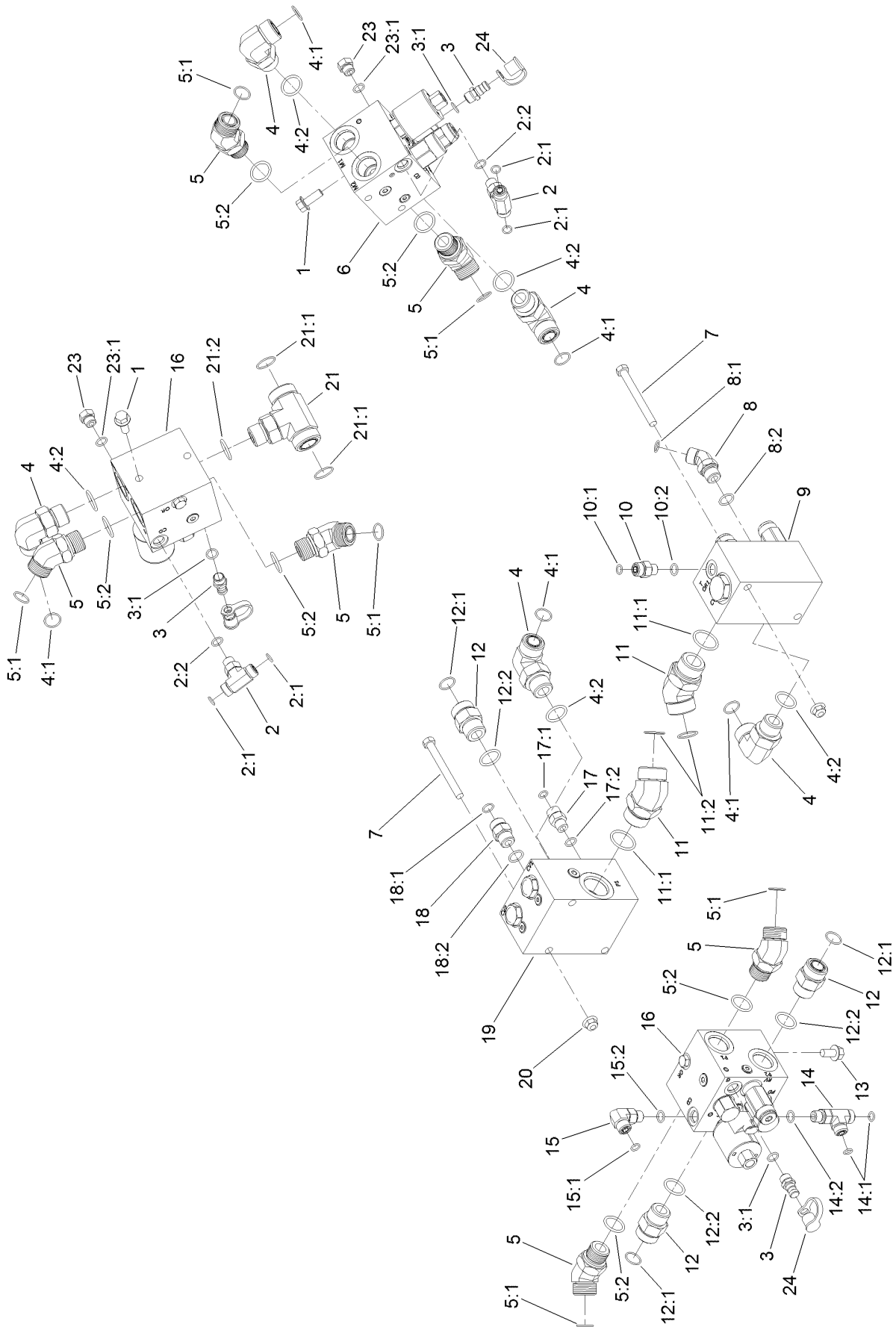
# Combination Manifold Assembly No. 137-5582



## Combination Manifold Assembly No. 137-5582 (continued)

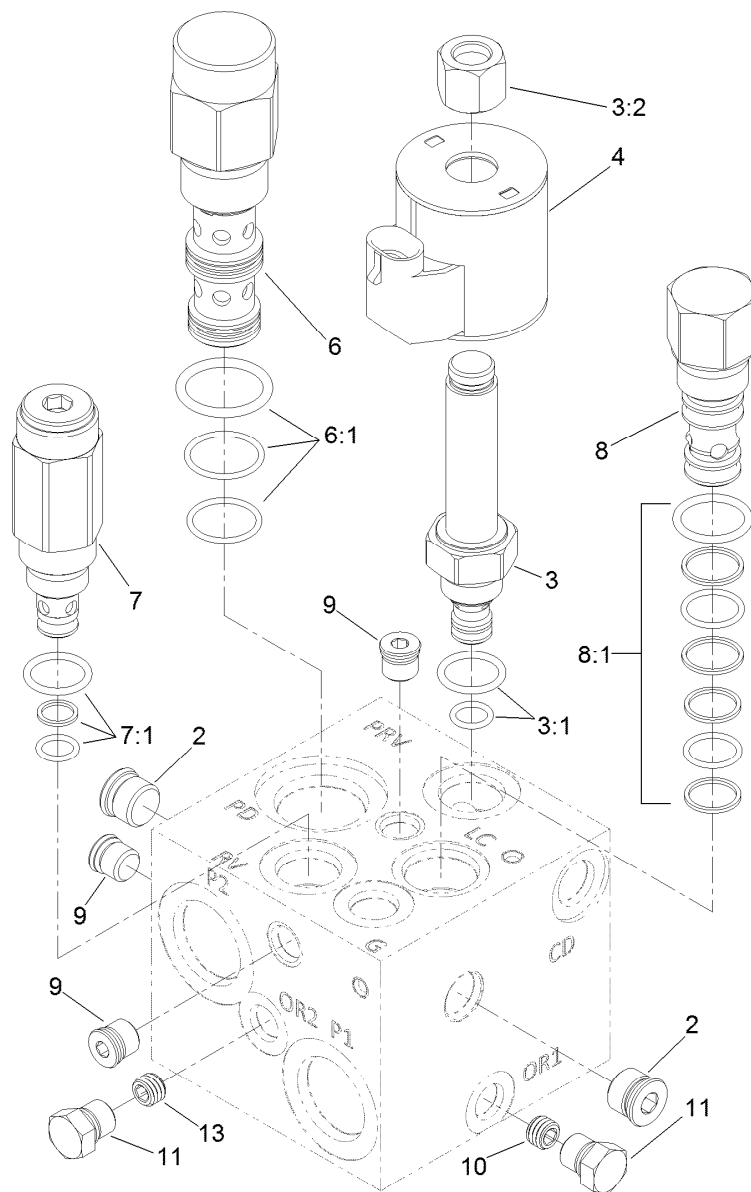
<i>Ref.</i>	<i>Part Number</i>	<i>Qty.</i>	<i>Description</i>	<i>Ref.</i>	<i>Part Number</i>	<i>Qty.</i>	<i>Description</i>
3	136-4363	2	Orifice-0.028	19	115-3023	1	Solenoid Valve ASM
4	112-6538	2	Orifice (.063 Inch)	19:1	110-8908	1	Spool Valve Seal Kit
5	110-8883	1	Plug-Orifice (0.040)	20	125-7556	1	Solenoid Valve ASM
6	117-0115	4	Plug	20:1	107-7813	1	Seal Kit
7	353-990	14	Plug ASM	21	115-5405	1	Solenoid Valve ASM
7:1	237-78	1	O-Ring	21:1	115-5413	1	Seal Kit
9	114-2873	1	Check Valve ASM	21:2	110-2634	1	Nut-Coil
9:1	105-9156	1	Seal Kit	22	125-7555	1	Proportional Relief Valve ASM
10	105-9321	3	Check Valve ASM	22:1	110-6316	1	Seal Kit
10:1	105-9156	1	Seal Kit	23	138-3828	1	Valve-Solenoid, 3 Way 2 Position
11	139-7835	1	Pressure Compensator	23:1	138-3831	1	Seal Kit
11:1	110-8908	1	Spool Valve Seal Kit	24	138-3827	2	Screw
12	125-7560	1	Relief Valve ASM	25	110-0497	5	Coil-Solenoid
12:1	105-9156	1	Seal Kit	26	110-6344	6	Coil-12V, DC
13	105-9844	1	Valve-Relief	27	125-7553	1	E-Coil, 12Vdc
13:2	105-9156	1	Seal Kit	28	125-7552	3	Orifice-Check, .070 DIA
14	125-7558	1	Relief Valve ASM	29	340-2	2	Fitting-Straight
14:1	105-9156	1	Seal Kit	29:1	237-22	1	O-Ring
15	127-3663	1	Valve-Pressure Reducing	29:2	237-42	1	O-Ring
15:1	105-9154	1	Seal Kit	30	104-3779	1	Connector-Swivel, Straight
16	107-7516	1	Solenoid Valve ASM	30:1	237-42	1	O-Ring
16:1	105-9156	1	Seal Kit	31	125-7551	1	Nipple-Filter
16:2	110-2634	1	Nut-Coil	32	130-2661	3	Stud-Manifold
17	112-9206	3	Solenoid Valve ASM	33	125-7550	1	Nut-Coil
17:1	105-9156	1	Seal Kit	34	110-2634	11	Nut-Coil
17:2	110-2634	1	Nut-Coil	35	138-3825	1	Plate-Mounting, Standard
18	115-5400	4	Solenoid Valve ASM				
18:1	107-7813	1	Seal Kit				
18:2	110-2634	1	Nut-Coil				

# Manifold Block Assembly



## Manifold Block Assembly (continued)

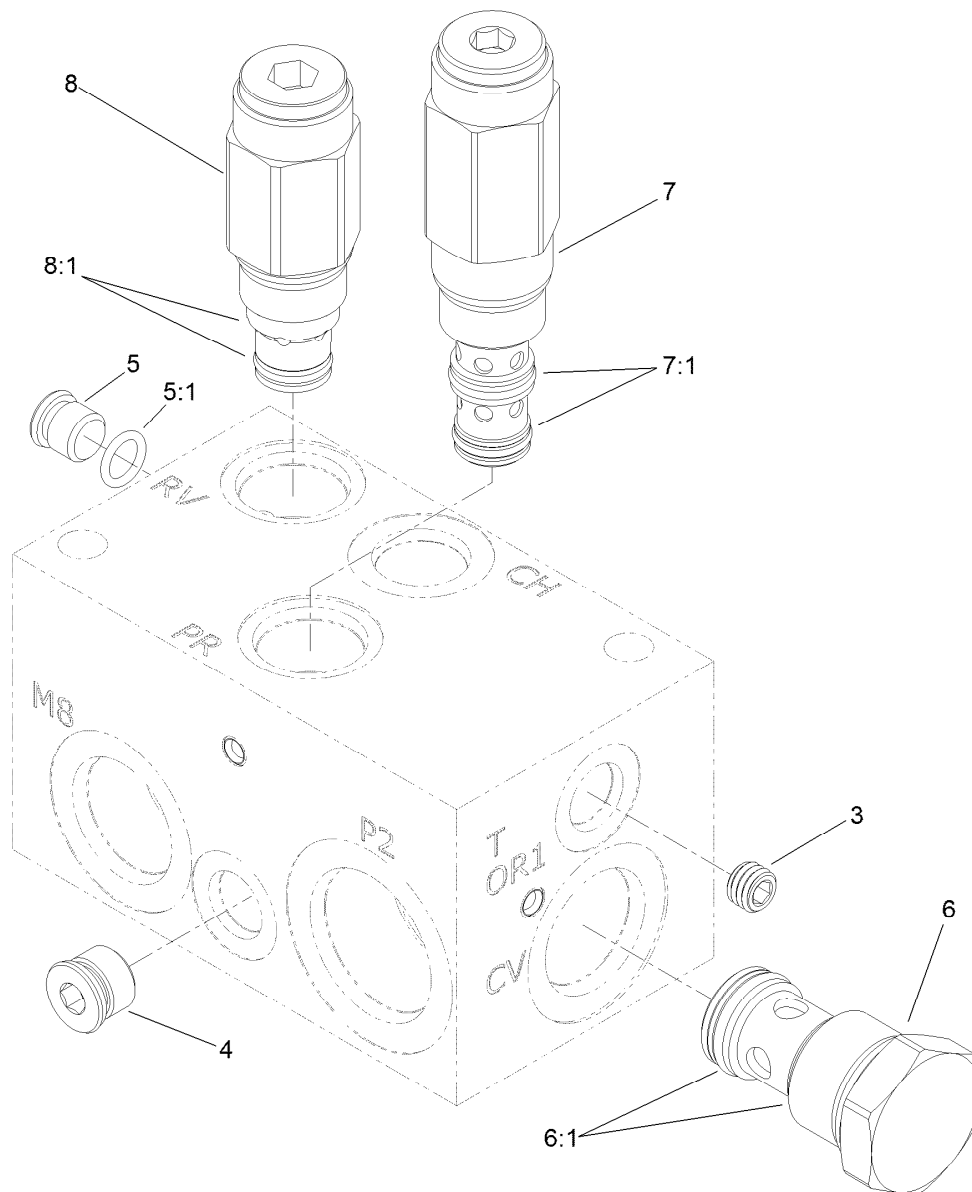
<i>Ref.</i>	<i>Part Number</i>	<i>Qty.</i>	<i>Description</i>	<i>Ref.</i>	<i>Part Number</i>	<i>Qty.</i>	<i>Description</i>
1	3234-11	4	Screw-HHF	12:1	237-58	1	O-Ring
2	340-94	2	Adapter	12:2	237-81	1	O-Ring
2:1	237-22	2	O-Ring	13	3234-1	2	Screw-HHF
2:2	237-42	1	O-Ring	14	340-86	1	Fitting-Tee
3	59-7410	3	Fitting-Diagnostic	14:1	237-22	2	O-Ring
3:1	237-42	1	O-Ring	14:2	237-42	1	O-Ring
4	340-142	5	Fitting-Elbow, 90 DEG	15	340-77	1	Fitting-Elbow, 90 DEG
4:1	237-58	1	O-Ring	15:1	237-22	1	O-Ring
4:2	237-81	1	O-Ring	15:2	237-42	1	O-Ring
5	100-5530	6	Fitting-45 DEG	16	131-1248	2	Center And Right PTO Manifold ASM
5:1	237-58	1	O-Ring	17	92-9258	1	Adapter-Check
5:2	237-81	1	O-Ring	17:1	237-22	1	O-Ring
6	131-1249	1	Manifold-PTO, Left	17:2	237-42	1	O-Ring
7	323-42	4	Screw-HH	18	100-4890	1	Fitting-Check
8	340-101	1	Fitting-HYD, 45 DEG	18:1	237-79	1	O-Ring
8:1	237-30	1	O-Ring	18:2	237-30	1	O-Ring
8:2	237-79	1	O-Ring	19	121-1550	1	Flow Divider Manifold ASM
9	121-1530	1	Manifold-Traction, Rear	20	104-8301	4	Nut-HF, NI
10	340-2	1	Fitting-Straight	21	120-8825	1	Fitting-Tee
10:1	237-22	1	O-Ring	21:1	340-65	2	O-Ring
10:2	237-42	1	O-Ring	21:2	237-81	1	O-Ring
11	104-3509	2	Fitting-HYD, 45 DEG	23	353-508	2	Plug-HH
11:1	237-146	1	O-Ring	23:1	237-42	1	O-Ring
11:2	340-65	1	O-Ring	24	354-79	3	Cap-Dust
12	340-9	3	Fitting-STR				



## Left PTO Manifold Assembly No. 131-1249

Ref.	Part Number	Qty.	Description
2	112-9213	2	Plug
3	117-0227	1	Valve-Relief, Proportional
3:1	105-9156	1	Seal Kit
3:2	130-8180	1	Nut-Coil
4	110-6344	1	Coil-12V, DC
6	125-4327	1	Valve-Directional, Pilot
6:1	114-5515	1	Seal Kit
7	114-5512	1	Valve-Relief, 600 PSI
7:1	105-9156	1	Seal Kit
8	105-9153	1	Element-Logic, Vented
8:1	119-2159	1	Seal Kit ●
9	112-9212	3	Plug
10	117-8315	1	Orifice (.025 Inch)
11	117-0115	2	Plug
13	112-6538	1	Orifice (.063 Inch)

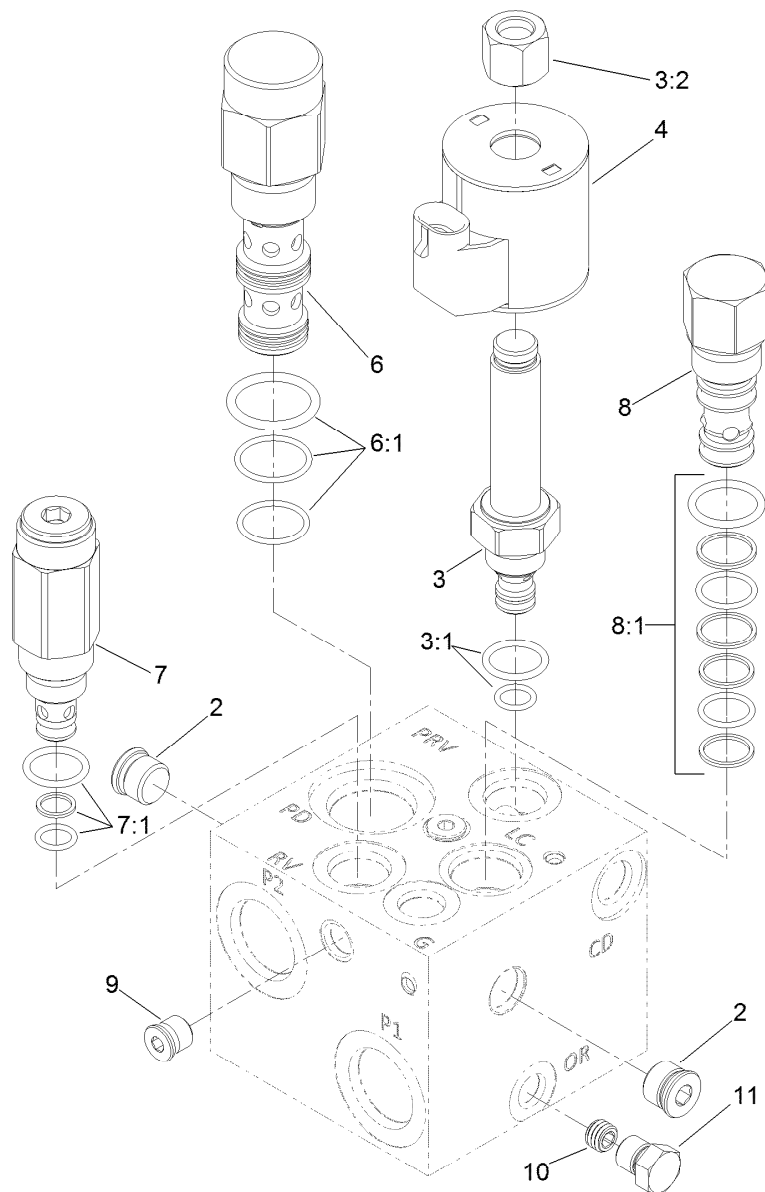
● Not illustrated



## Rear Traction Manifold Assembly No. 121-1530

<i>Ref.</i>	<i>Part Number</i>	<i>Qty.</i>	<i>Description</i>
3	110-0495	1	Plug-Orifice (0.050 Inch)
4		1	Plug ●
5	353-990	1	Plug ASM
5:1	237-78	1	O-Ring
6	125-4328	1	Valve-Check
6:1	125-4336	1	Seal Kit
7	136-4362	1	Valve-Reducing
7:1	136-4361	1	Seal Kit
8	125-4331	1	Valve-Relief
8:1	110-6316	1	Seal Kit

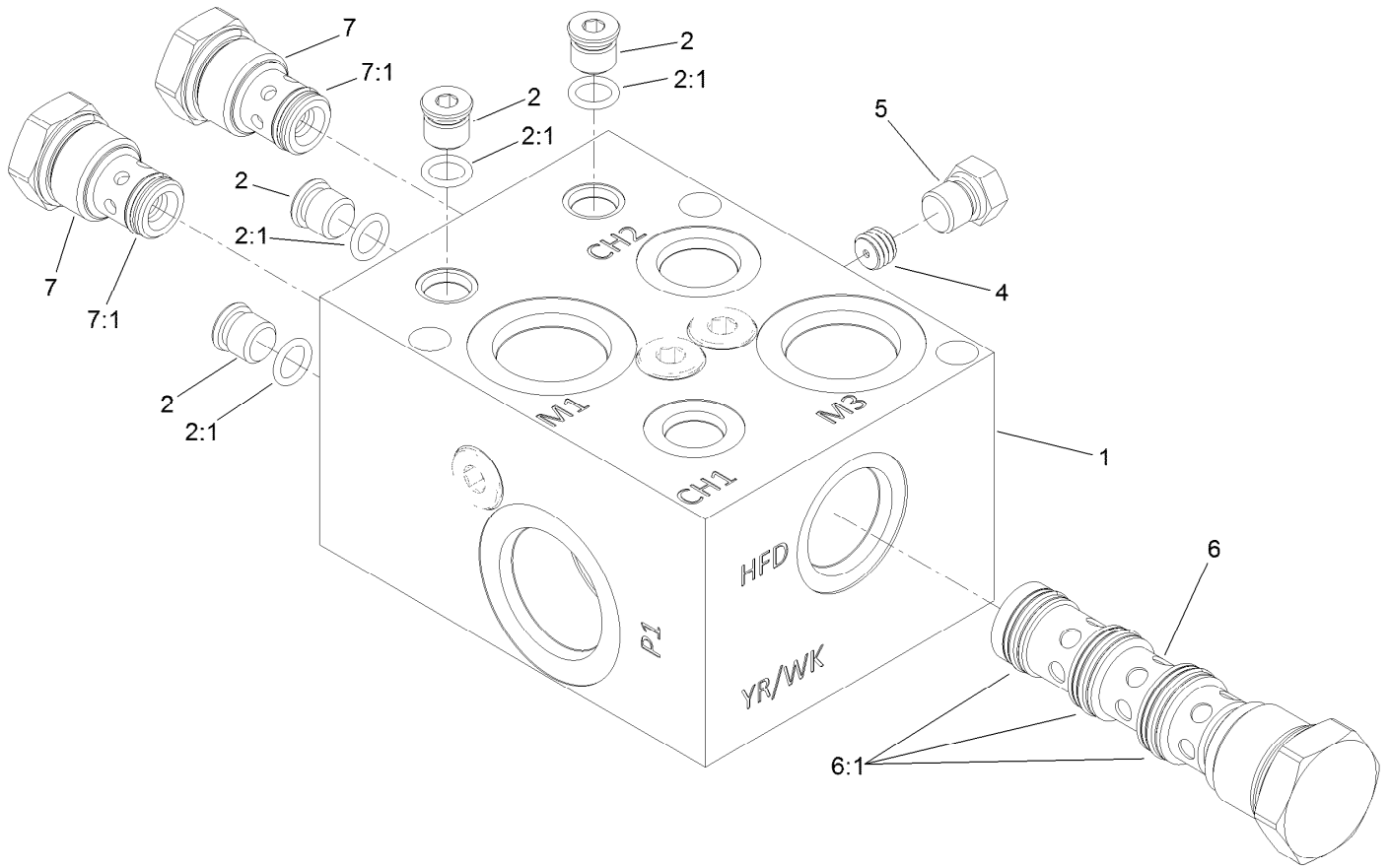
● Not serviced separately



## Center and Right PTO Manifold Assembly No. 131-1248

Ref.	Part Number	Qty.	Description
2	112-9213	2	Plug
3	117-0227	1	Valve-Relief, Proportional
3:1	105-9156	1	Seal Kit
3:2	130-8180	1	Nut-Coil (9/16-24 Unef-2B)
4	110-6344	1	Coil-12V, DC
6	125-4327	1	Valve-Directional, Pilot
6:1	114-5515	1	Seal Kit
7	114-5512	1	Valve-Relief, 600 PSI
7:1	105-9156	1	Seal Kit
8	105-9153	1	Element-Logic, Vented
8:1	119-2159	1	Seal Kit ●
9	112-9212	3	Plug
10	117-8315	1	Orifice (.025 Inch)
11	117-0115	1	Plug

● Not illustrated

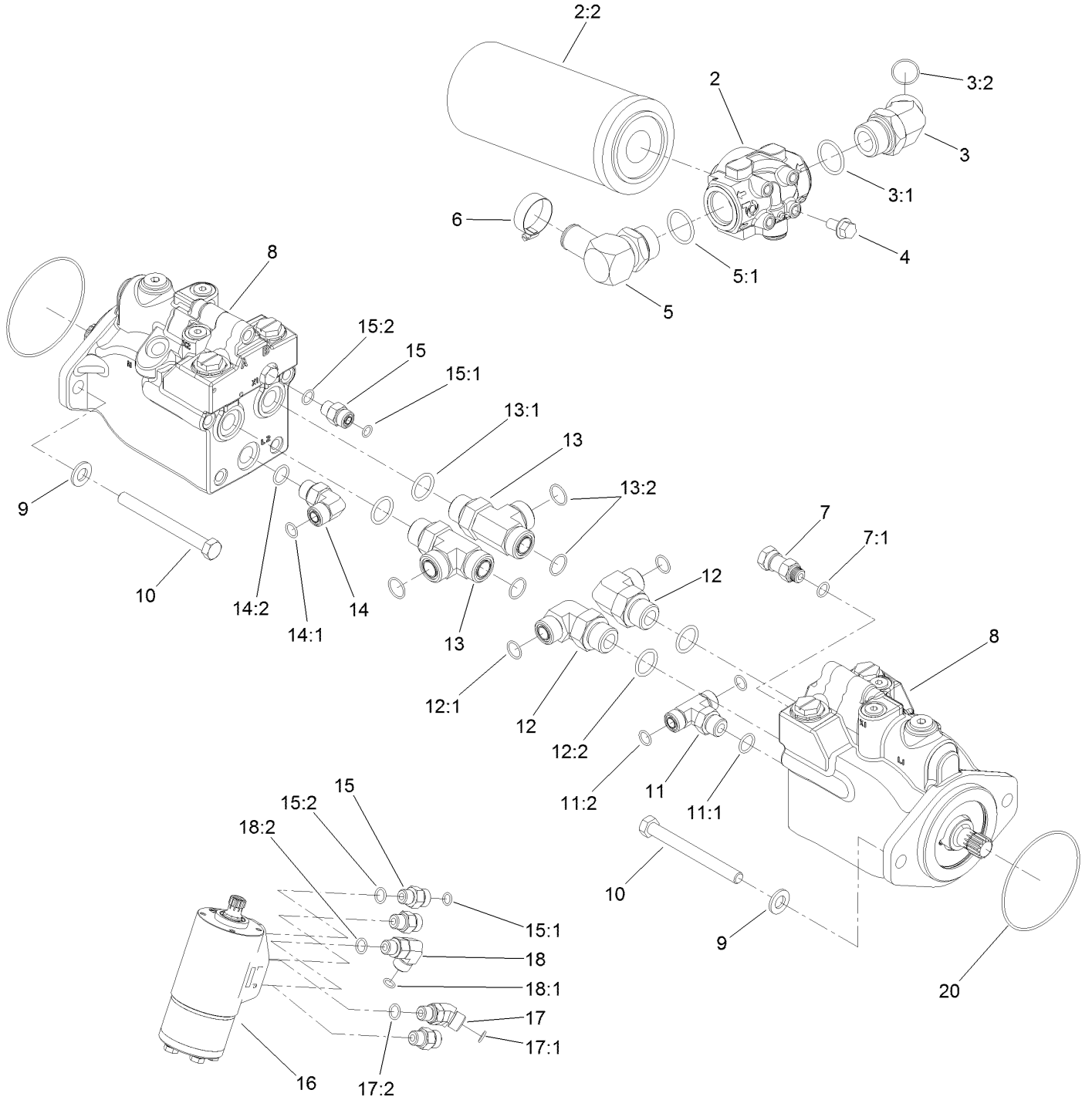


## Flow Divider Manifold Assembly No. 121-1550

Ref.	Part Number	Qty.	Description
1		1	Manifold Block ●
2	353-990	4	Plug ASM
2:1	237-78	1	O-Ring
4	112-6538	1	Orifice (.063 Inch)
5	117-0115	1	Plug
6	125-4332	1	Valve-Flow Divider
6:1	125-4338	1	Seal Kit
7	125-4333	2	Valve-Check
7:1	125-4337	1	Seal Kit

● Not serviced separately

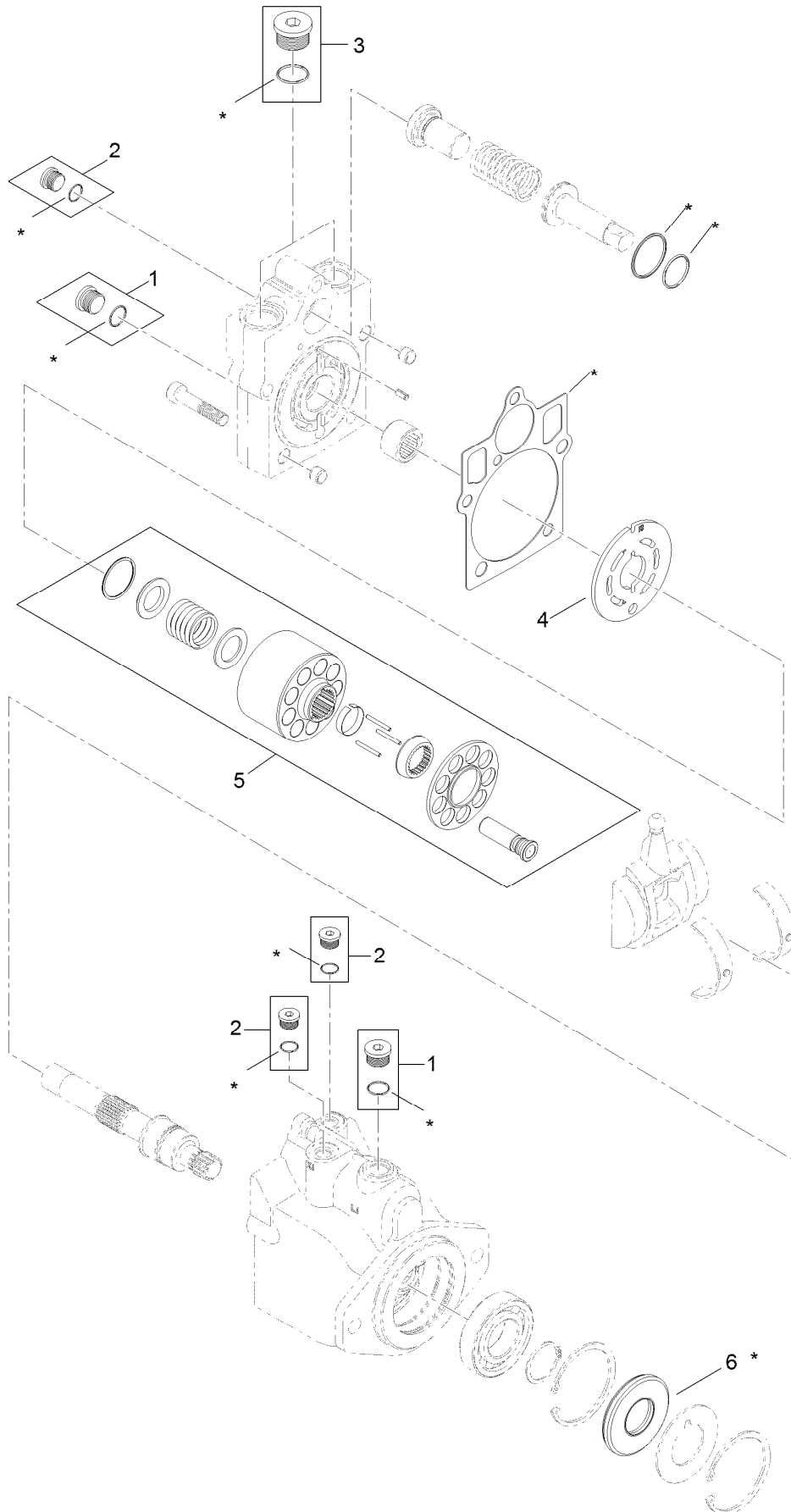
# Drive Motor, Steer Valve and Filter Head Assembly



## Drive Motor, Steer Valve and Filter Head Assembly (continued)

<i>Ref.</i>	<i>Part Number</i>	<i>Qty.</i>	<i>Description</i>	<i>Ref.</i>	<i>Part Number</i>	<i>Qty.</i>	<i>Description</i>
2	139-1010	1	Filter Head ASM	12:2	237-65	1	O-Ring
2:2	94-2621	1	Element-Filter	13	340-148	2	Fitting-Tee
3	104-3509	1	Fitting-HYD, 45 DEG	13:1	237-81	1	O-Ring
3:1	237-146	1	O-Ring	13:2	237-58	2	O-Ring
3:2	340-65	1	O-Ring	14	340-98	1	Fitting-Elbow, 90 DEG
4	3234-1	4	Screw-HHF	14:1	237-79	1	O-Ring
5	23-8910	1	Stem-Barb-90	14:2	237-30	1	O-Ring
5:1	237-146	1	O-Ring	15	340-2	4	Fitting-Straight
6	2412-34	1	Clamp-Hose	15:1	237-22	1	O-Ring
7	104-3779	1	Connector-Swivel, Straight	15:2	237-42	1	O-Ring
7:1	237-42	1	O-Ring	16	132-6256	1	Valve-Steer
8	120-8812	2	HYD Motor ASM	17	340-87	1	Fitting-Elbow, 45 DEG
9	106-9888	4	Washer-Flat	17:1	237-22	1	O-Ring
10	33116-110	4	Screw-HH	17:2	237-42	1	O-Ring
11	340-157	1	Fitting-HYD, Tee	18	340-77	1	Fitting-Elbow, 90 DEG
11:1	237-79	1	O-Ring	18:1	237-22	1	O-Ring
11:2	237-30	2	O-Ring	18:2	237-42	1	O-Ring
12	340-139	2	Fitting-Elbow 90	20	237-166	2	O-Ring
12:1	237-81	1	O-Ring				

# Hydraulic Motor Assembly No. 120-8812



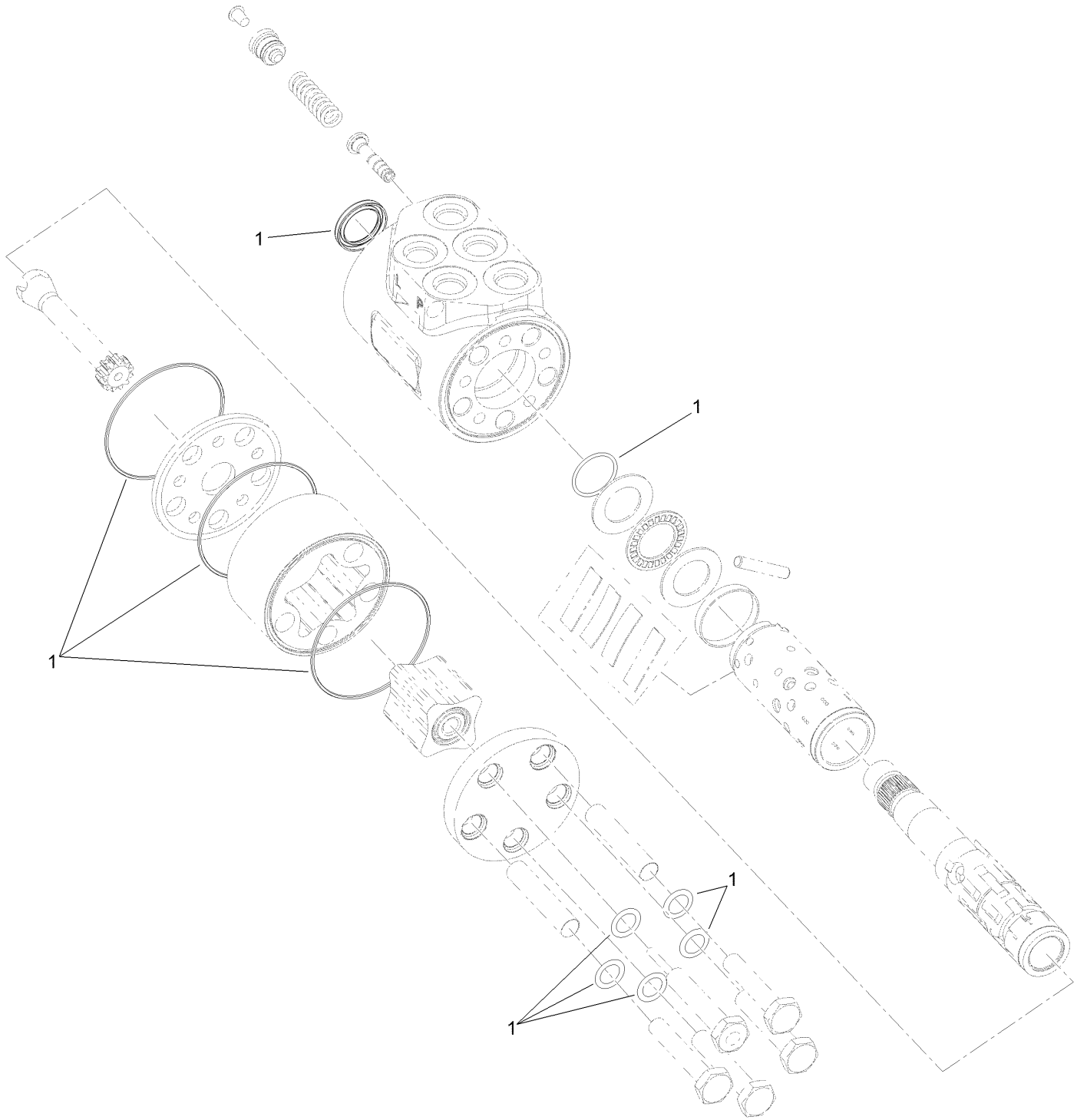
7 = all items with \* are included in overhaul seal kit

# Hydraulic Motor Assembly No. 120-8812 (continued)

<i>Ref.</i>	<i>Part Number</i>	<i>Qty.</i>	<i>Description</i>
1	67-9090	2	Plug
2	75-0070	3	Plug
3	107-4352	1	Plug
4	121-1734	1	Plate-Valve

<i>Ref.</i>	<i>Part Number</i>	<i>Qty.</i>	<i>Description</i>
5	121-1735	1	Cylinder Block Kit
6	69-3190	1	Seal-Lip
7	121-1736	1	Overhaul Seal Kit

# Steering Valve Assembly No. 132-6256



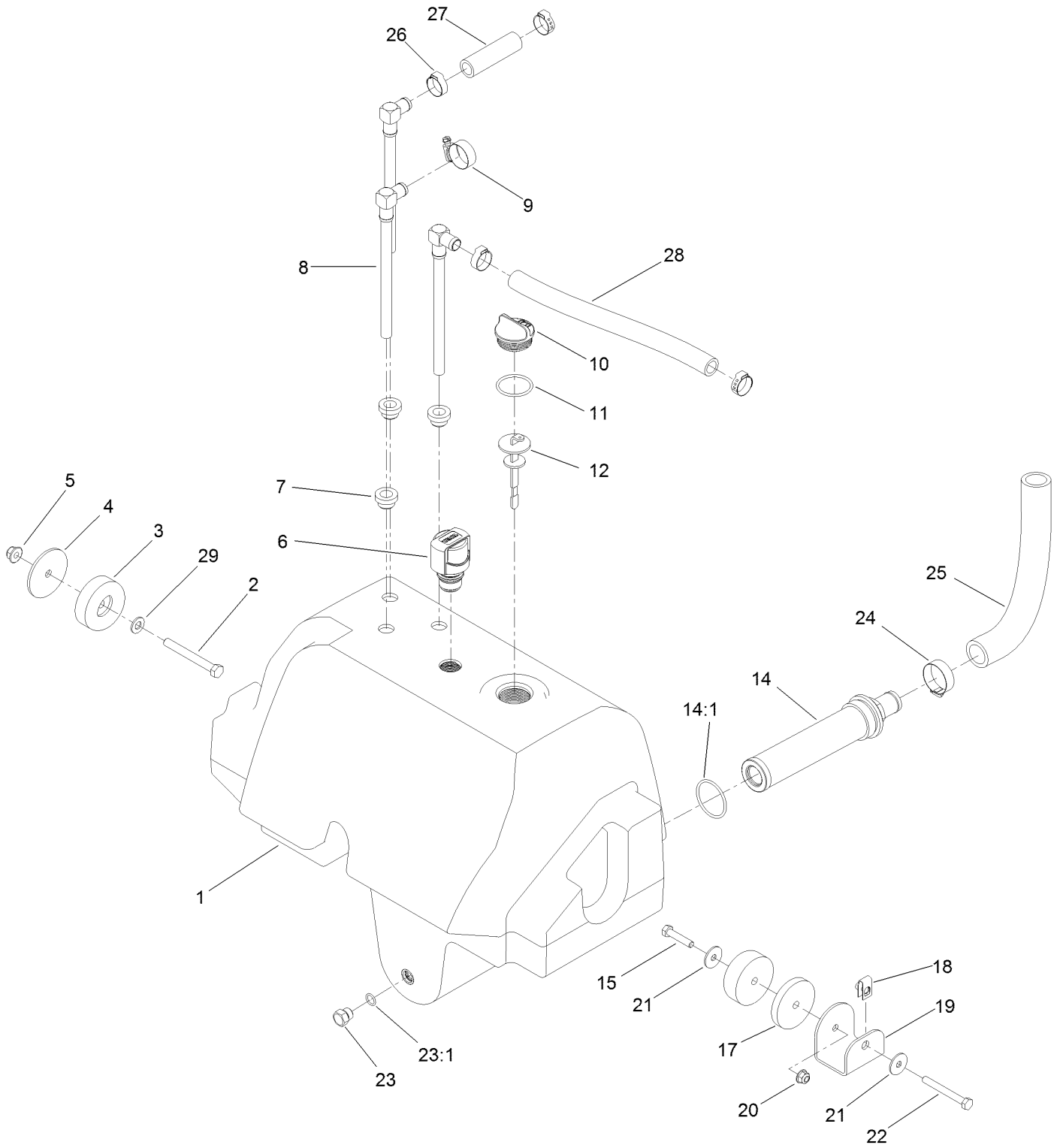
# Steering Valve Assembly No. 132-6256 (continued)

---

<i>Ref.</i>	<i>Part Number</i>	<i>Qty.</i>	<i>Description</i>
1	106-6716	1	Seal Kit

---

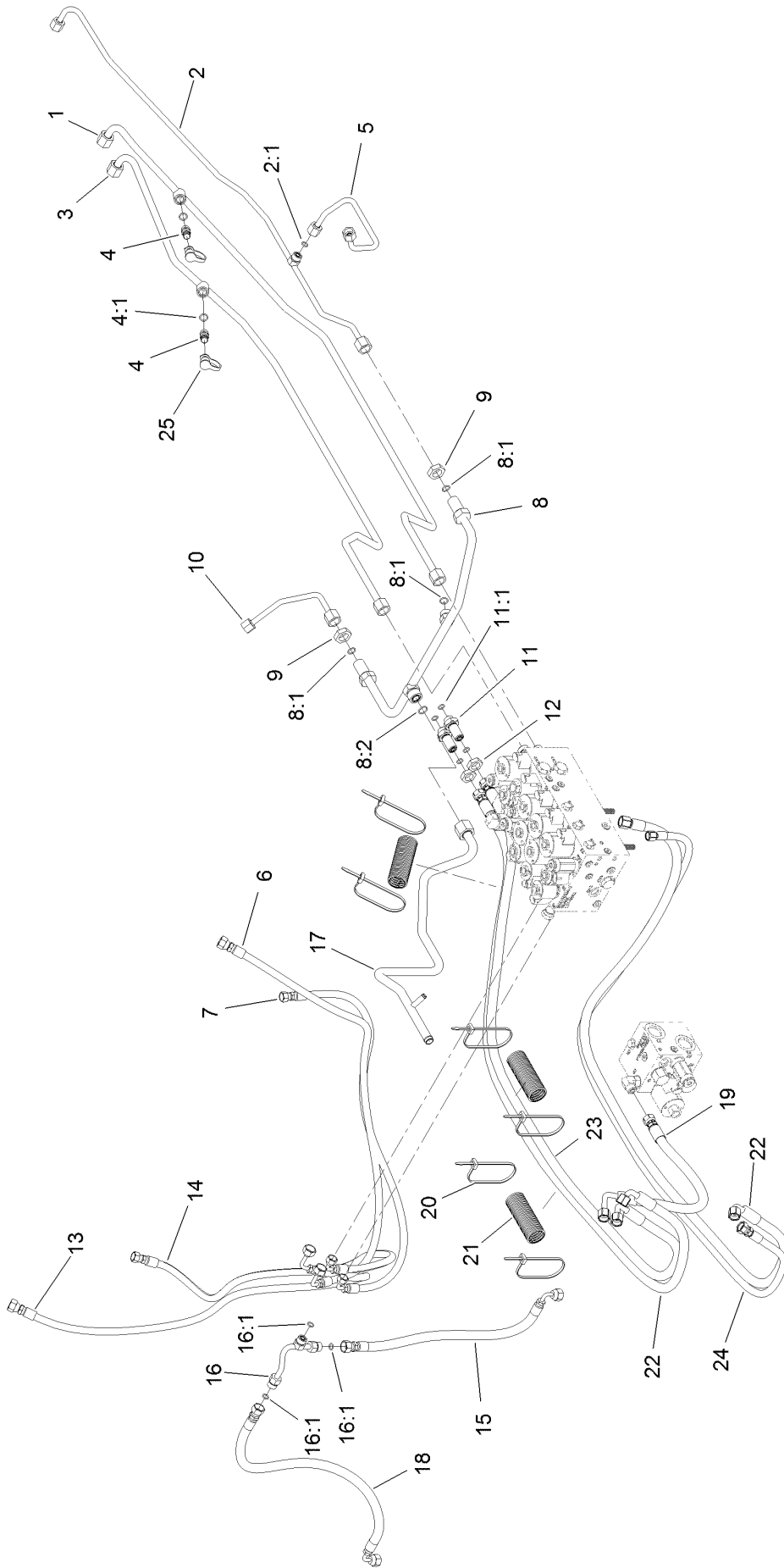
# Hydraulic Reservoir Assembly



## Hydraulic Reservoir Assembly (continued)

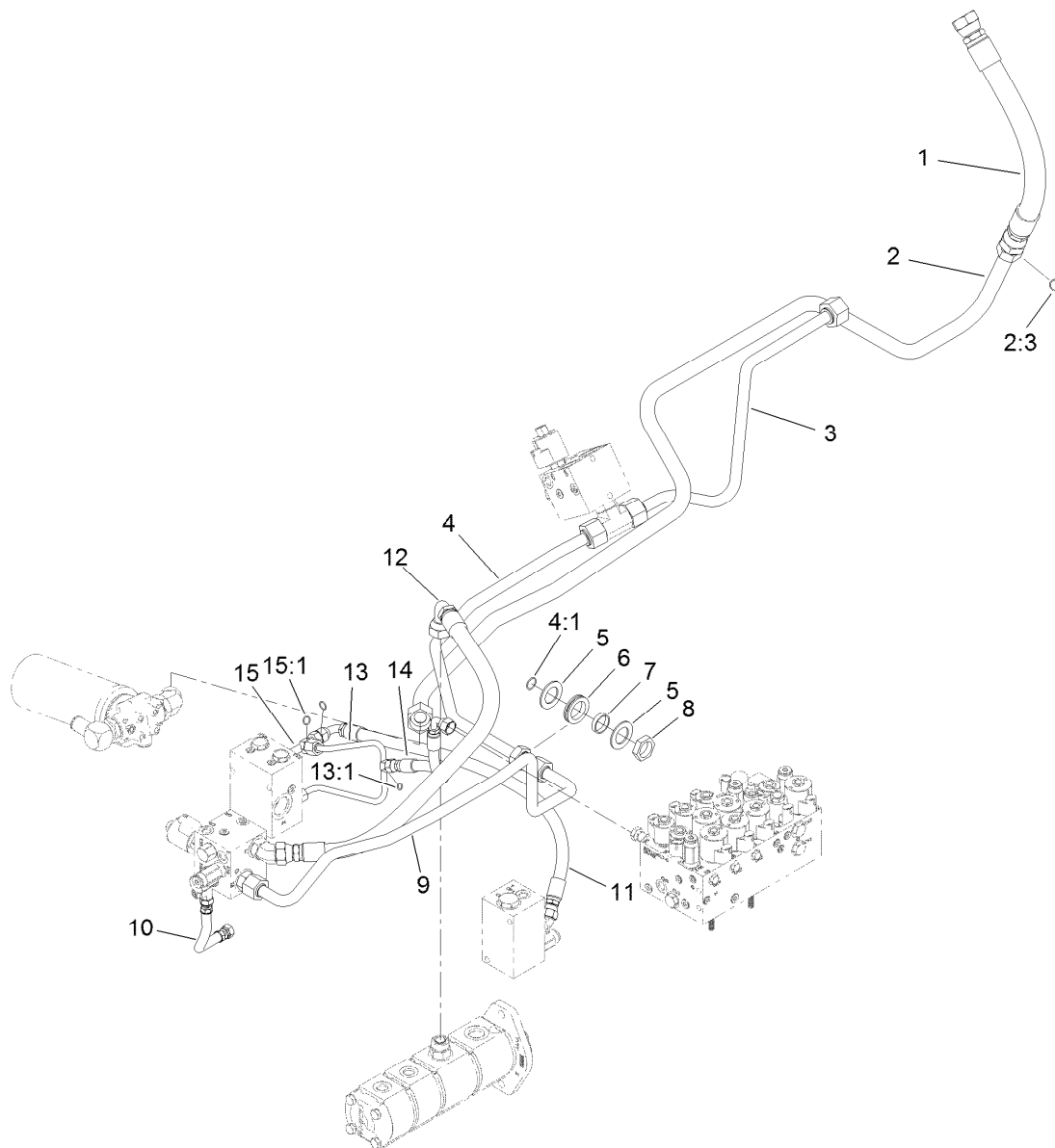
<i>Ref.</i>	<i>Part Number</i>	<i>Qty.</i>	<i>Description</i>	<i>Ref.</i>	<i>Part Number</i>	<i>Qty.</i>	<i>Description</i>
1	144-4153	1	Reservoir-Hydraulic	17	121-1533	1	Spacer-Thick
2	323-20	1	Screw-HH	18	115-7721	1	Nut-Clip, U
3	108-1605	2	Bumper-Recess	19	121-1557-0P	1	Mount-Tank
4	121-1456	1	Spacer-Thin	20	104-8300	1	Nut-HF, NI
5	104-8301	1	Nut-HF, NI	21	3256-82	2	Washer-Flat
6	115-9793	1	Breather	22	322-13	1	Screw-HH
7	104-0790	3	Bushing	23	353-508	1	Plug-HH
8	114-0002	3	Pipe-Stand	23:1	237-42	1	O-Ring
9	2412-129	1	Clamp-Hose	24	2412-34	1	Clamp-Hose
10	93-7498	1	Plug-Plastic	25	120-8810	1	Hose-Strainer
11	237-101	1	O-Ring	26	115-5436	4	Clamp-Hose, Crimp
12	112-6365	1	Dipstick	27	114-4920	1	Hose
14	104-7546	1	Tank Strainer ASM	28	121-1521	1	Hose
14:1	340-136	1	O-Ring	29	3256-24	1	Washer-Plain
15	322-7	1	Screw-HH				

# Lift, Steer and Fan Hydraulic Assembly



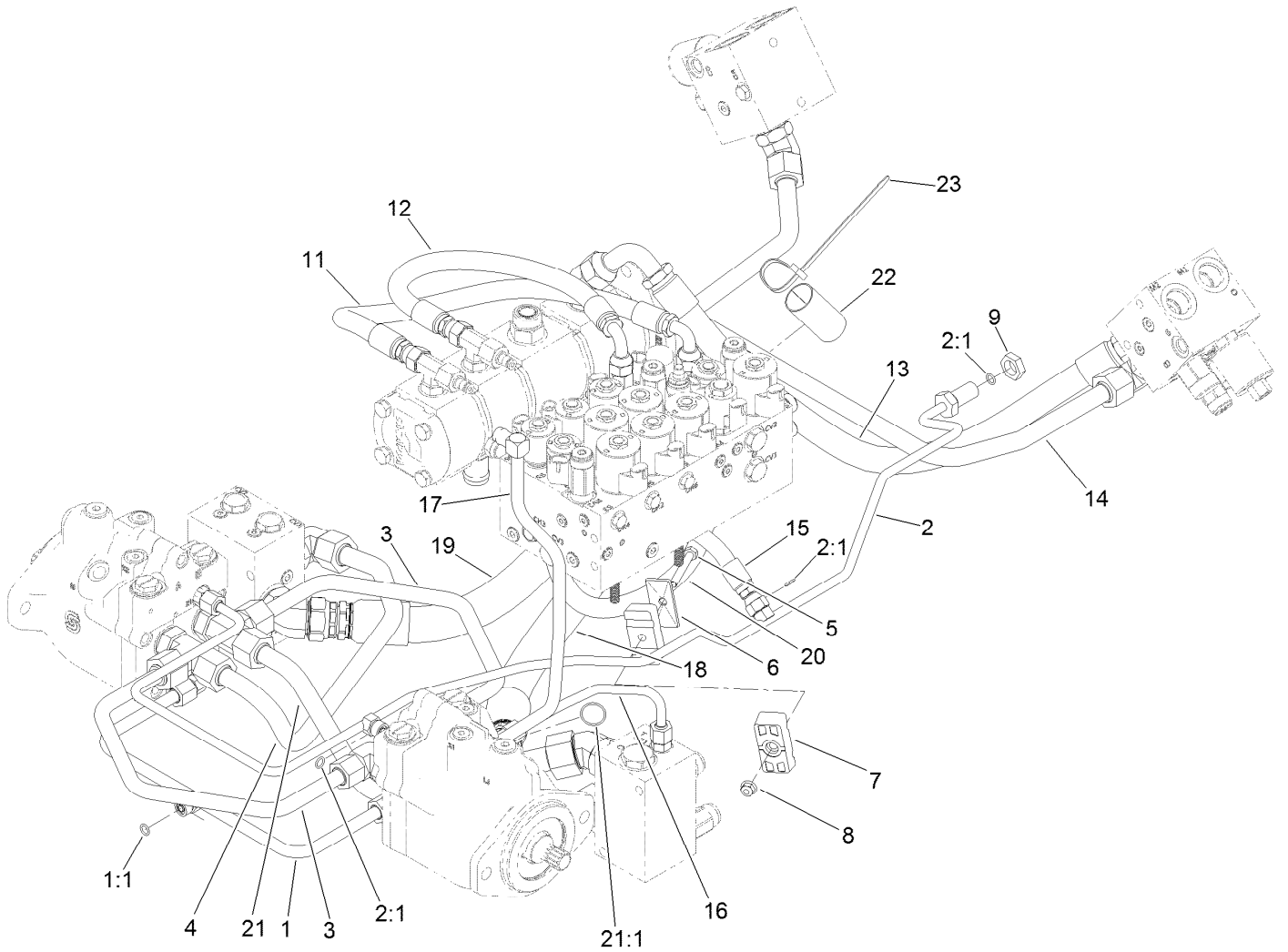
## Lift, Steer and Fan Hydraulic Assembly (continued)

<i>Ref.</i>	<i>Part Number</i>	<i>Qty.</i>	<i>Description</i>	<i>Ref.</i>	<i>Part Number</i>	<i>Qty.</i>	<i>Description</i>
1	120-9074	1	Tube-Fan	12	340-70	2	Nut-Lock
2	120-8966	1	Tube-Drain, Fan	13	127-3736	1	Hose-HYD
2:1	237-22	1	O-Ring	14	100-3833	1	Hose-HYD
3	120-9075	1	Tube-Fan	15	121-1567	1	Hose-HYD
4	59-7410	2	Fitting-Diagnostic	16	121-1565	1	Tube-Tee
4:1	237-42	1	O-Ring	16:1	237-22	3	O-Ring
5	132-6145	1	Tube-HYD	17	121-1510	1	Tube-HYD
6	127-3737	1	Hose-HYD	18	121-1566	1	Hose-HYD
7	127-3738	1	Hose-HYD	19	139-0950	1	Hose ASM
8	121-1509	1	Tube-HYD	20	3290-378	7	Tie-Cable
8:1	237-30	3	O-Ring	21	121-1544	3	Cover-Hose
8:2	237-65	1	O-Ring	22	137-5575	2	Hose ASM
9	340-127	2	Nut-Bulkhead	23	137-5577	1	Hose ASM
10	132-6146	1	Tube-HYD	24	137-5576	1	Hose ASM
11	340-71	2	Fitting-Straight, Bulkhead	25	354-79	2	Cap-Dust
11:1	237-22	2	O-Ring				



## Oil Cooler Hydraulic Assembly

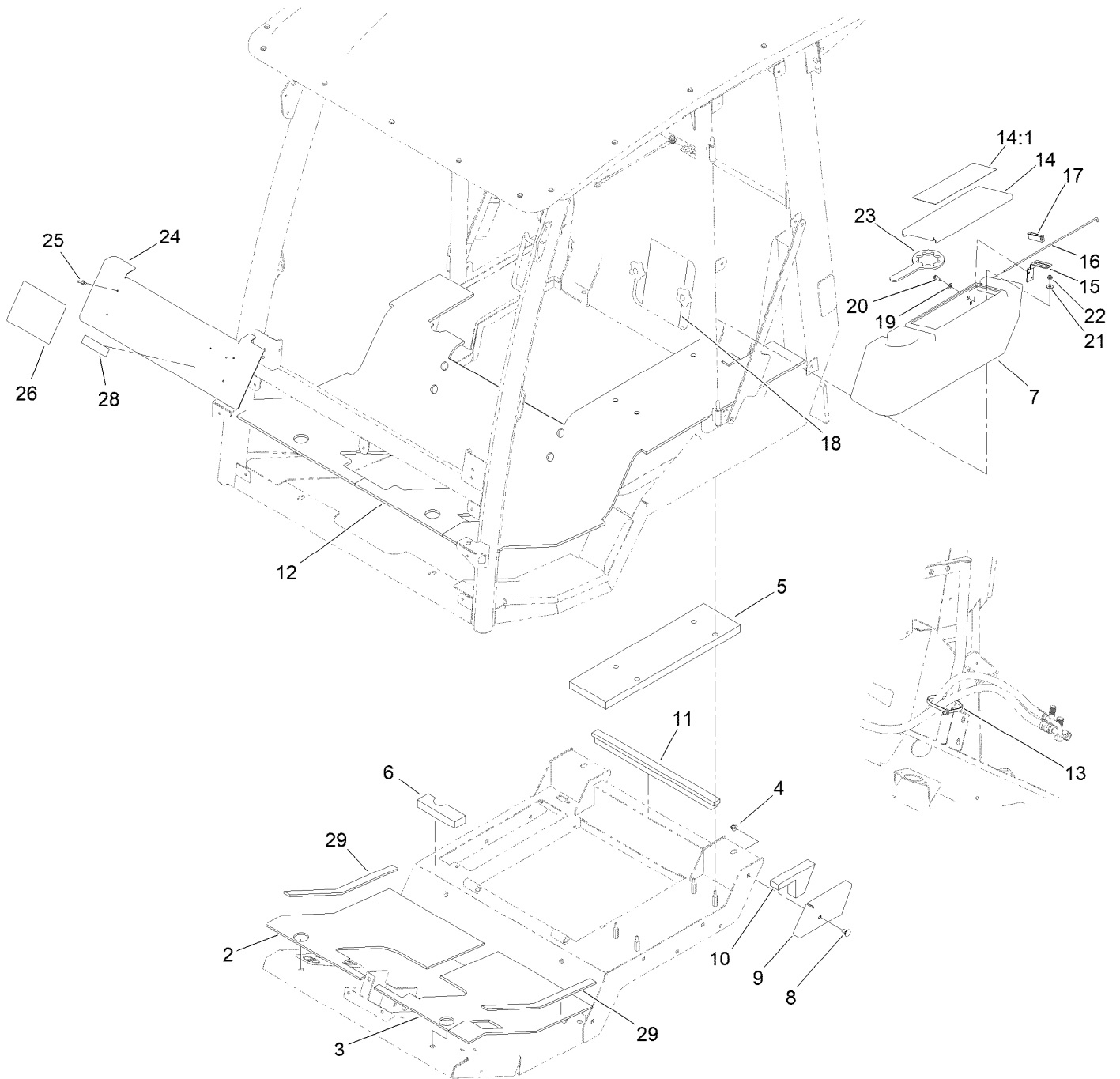
<i>Ref.</i>	<i>Part Number</i>	<i>Qty.</i>	<i>Description</i>	<i>Ref.</i>	<i>Part Number</i>	<i>Qty.</i>	<i>Description</i>
1	120-9060	1	Hose-HYD	9	120-8838	1	Tube-PTO, Front Return
2	121-1612	1	Tube ASM	10	121-1572	1	Hose-HYD
2:3	340-65	1	O-Ring	11	121-1559	1	Hose-HYD
3	121-1626	1	Tube-HYD	12	115-4384	1	Hose-HYD
4	121-1507	1	Tube ASM	13	121-1584	1	Tube-HYD
4:1	237-58	1	O-Ring	13:1	237-22	1	O-Ring
5	69-8910	2	Washer	14	121-1583	1	Hose-HYD
6	240-7	1	Grommet-Rubber	15	121-1558	1	Fitting-Tee
7	69-8900	1	Spacer	15:1	237-30	2	O-Ring
8	340-126	1	Nut-Bulkhead				



## Traction Hydraulic Assembly

<i>Ref.</i>	<i>Part Number</i>	<i>Qty.</i>	<i>Description</i>	<i>Ref.</i>	<i>Part Number</i>	<i>Qty.</i>	<i>Description</i>
1	120-9080	1	Tube ASM	13	115-4384	1	Hose-HYD
1:1	237-22	1	O-Ring	14	120-8834	1	Tube-PTO, LH To RH
2	121-1552	1	Tube ASM	15	104-2234	1	Hose-HYD
2:1	237-22	3	O-Ring	16	121-1480	1	Tube-HYD
3	120-9079	2	Tube-HYD	17	120-8961	1	Tube-Return, Front
4	121-1546	1	Tube-HYD	18	132-6142	1	Hose-HYD
5	322-11	1	Screw-HH	19	132-6141	1	Hose-HYD
6	69-9761	1	Plate-Cover	20	132-6241	1	Hose-HYD
7	120-3200	2	Clamp-Tube	21	121-1581	1	Tube-Tee
8	104-8300	1	Nut-HF, NI	21:1	340-65	1	O-Ring
9	340-70	1	Nut-Lock	22	AU112950	1	Protector-Hose
11	104-2807	1	Hose-HYD	23	3290-378	3	Tie-Cable
12	104-4584	1	Hose-HYD				

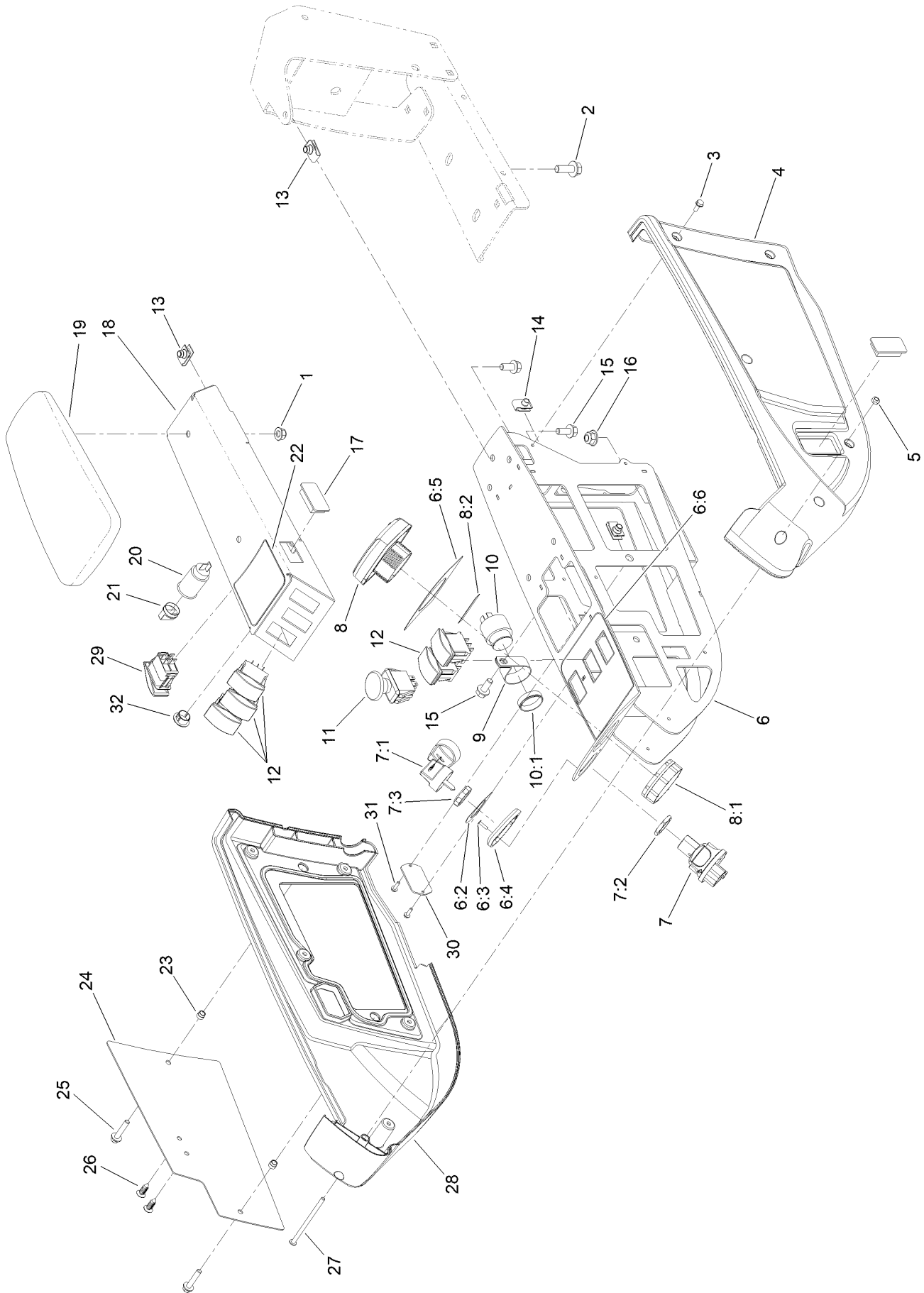
# Cab Tool Box and Flooring Assembly



## Cab Tool Box and Flooring Assembly (continued)

<i>Ref.</i>	<i>Part Number</i>	<i>Qty.</i>	<i>Description</i>	<i>Ref.</i>	<i>Part Number</i>	<i>Qty.</i>	<i>Description</i>
2	136-2167	1	Tread-Floor, RH	16	120-4122	1	Rod-Hinge
3	136-2166	1	Tread-Floor, LH	17	58-4250	1	Catch-Magnetic
4	104-8301	1	Nut-HF, NI	18	144-4164	1	Decal-Service, Gm4010
5	136-2124	1	Foam-Fill, LH	19	3256-22	2	Washer-Flat
6	136-2125	1	Foam-Fill, RH	20	32104-95	2	Screw-HWH
7	120-4125	1	Housing-Tool Box	21	3256-2	4	Washer-Flat
8	3231-1	1	Screw-CARR	22	104-7201	4	Nut-HF, NI
9	130-5747-03	1	Cover-Mount	23	138-6367	1	Wrench-Castor Cap/Latch
10	127-9861	1	Foam-Corner	24	136-2123-03	1	Plate-Decal
11	121-8548	1	Foam-Seal, Rear	25	3269-22	4	Rivet-Pop
12	136-2122	1	Tread-Floor	26	114-0846	1	Decal-Instructions, Operating
13	3334-945	1	Tie-Cable	28	133-8062	1	Decal-Spark Arrestor
14	120-4124	1	Tool Box Cover ASM	29	136-2165	2	Tread-Floor, Edge
14:1	117-2754	1	Decal-Warning				
15	104-7545	1	Bracket-Latch				

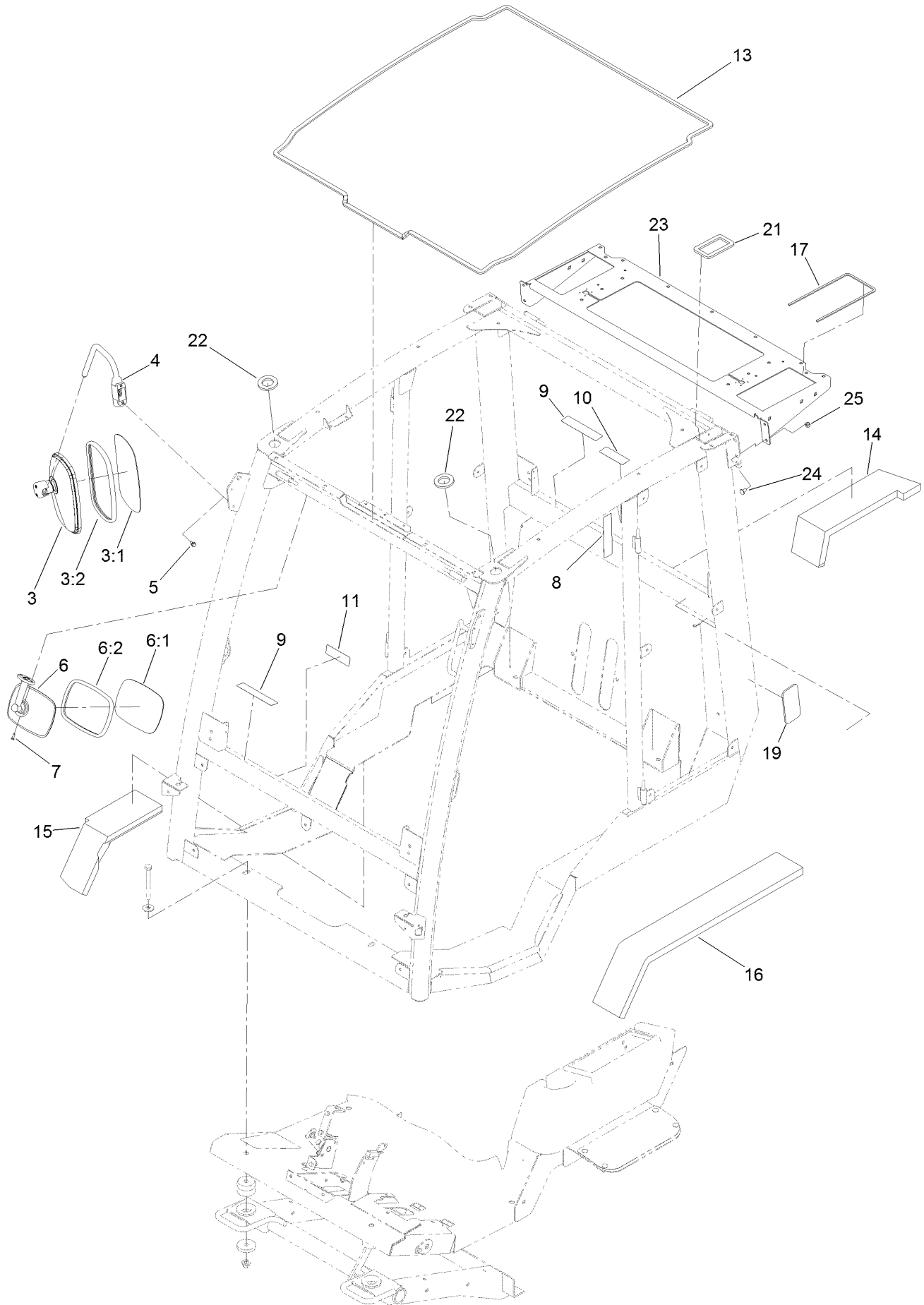
# Armrest Control Panel Assembly



## Armrest Control Panel Assembly (continued)

<i>Ref.</i>	<i>Part Number</i>	<i>Qty.</i>	<i>Description</i>	<i>Ref.</i>	<i>Part Number</i>	<i>Qty.</i>	<i>Description</i>
1	104-8300	2	Nut-HF, NI	12	100-1535	5	Switch-Rocker, (On)-Off-(On)
2	3234-42	2	Screw-HHF	13	94-2413	6	Nut-U
3	32144-112	10	Screw-HWH	14	107069	2	Clip
4	108-7604	1	Cover-LH	15	3234-5	6	Screw-HHF
5	3296-12	1	Nut-Lock, NI	16	104-8301	2	Nut-HF, NI
6	120-4155	1	Panel ASM	17	99-7420	2	Plug-Hole
6:2	121-3884	1	Decal-Console, Upper	18	136-4389-03	1	Panel-Control
6:3	3269-17	2	Rivet-Pop	19	108-7602	1	Rest-Arm
6:4	121-3889	1	Step-Elevated, Switch	20	99-7411	1	Point-Power
6:5	121-3887	1	Decal-Console, Display	21	99-7416	1	Cap
6:6	120-4159	1	Decal-Console, Lower	22	127-3700	1	Decal-Lift
7	121-5159	1	Switch-Ignition	23	110-0542	2	Spacer-Flange
7:1	121-5160	1	Nut-Hex	24	115-8849-03	1	Plate-Cover
7:2	122-2704	1	Nut-Face, M22 (Plastic)	25	3234-21	2	Screw-HHF
7:3	121-5162	1	Set-Key, Ignition	26	114-4899	2	Rivet-Push
8	120-6310	1	LCD Display ASM Kantrak 1700	27	3250-22	1	Screw-PPH
8:1	120-4630	1	Nut-Display	28	108-7605	1	Cover-RH
8:2	120-6311	1	Decal-Display	29	114-3329	1	Switch-Rocker
9	2412-74	1	R-Clamp	30	121-1630	1	Plate-Cover
10	80-9330	1	Audio Alarm ASM	31	32144-18	2	Screw-HWH
10:1	104-5107	1	Nut-Plastic, Knurled	32	94-5627	1	Plug
11	93-9999	1	Switch-PTO				

# Frame, Mount and Seal Assembly

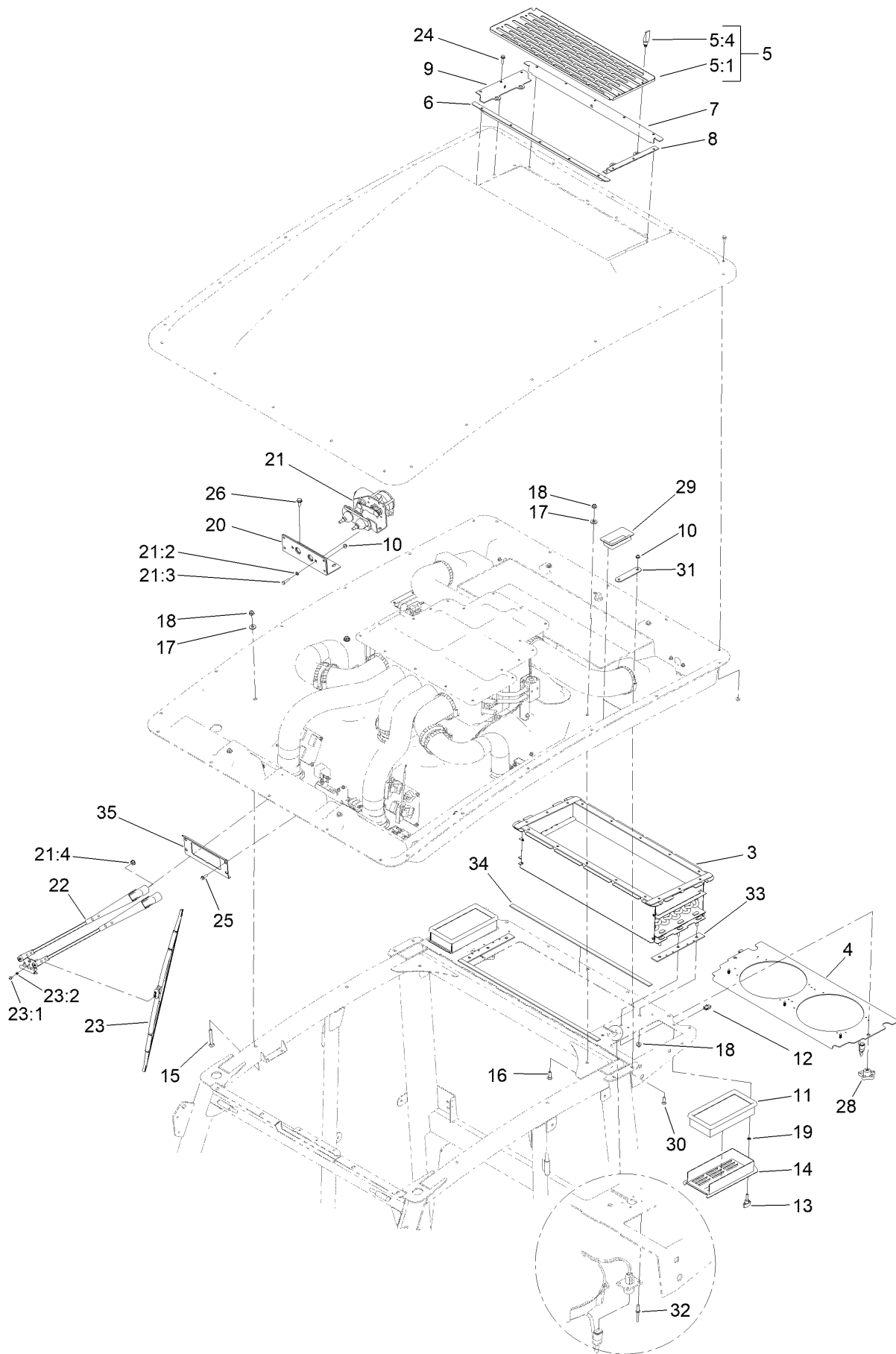


## Frame, Mount and Seal Assembly (continued)

<i>Ref.</i>	<i>Part Number</i>	<i>Qty.</i>	<i>Description</i>	<i>Ref.</i>	<i>Part Number</i>	<i>Qty.</i>	<i>Description</i>
3	121-8341	2	Side Mirror ASM	11	130-5356	1	Decal-Traction Pedal
3:1		1	Mirror-Glass ●	13	130-0586	1	Seal-Foam, Frame Roof
3:2		1	Gasket ●	14	121-8545	1	Seal-Foam, RH-Upper
4	121-8275	2	Arm-Mirror, Side	15	121-8546	1	Seal-Foam, RH
5	33103-016	4	Screw-HHF	16	136-2182	1	Foam-Seal, LH
6	121-8343	1	Interior Mirror ASM	17	130-0587	2	Seal-Foam, Roof Air Filter
6:1		1	Mirror ●	19	130-5923	2	Pad
6:2		1	Gasket ●	21	130-5855	2	Seal-Tube, Rear
7	32144-32	2	Screw-PPH	22	133-0982	2	Tube-Seal, Front
8	130-0594	1	Decal-Warning	23	136-1768-03	1	Shelf-Mount, Fan
9	130-0611	4	Decal-Window, Pin	24	3230-18	4	Screw-CARR
10	130-5355	1	Decal-Window, Hood	25	104-8300	4	Nut-HF, NI

● Not serviced separately

# Cab Headliner Assembly

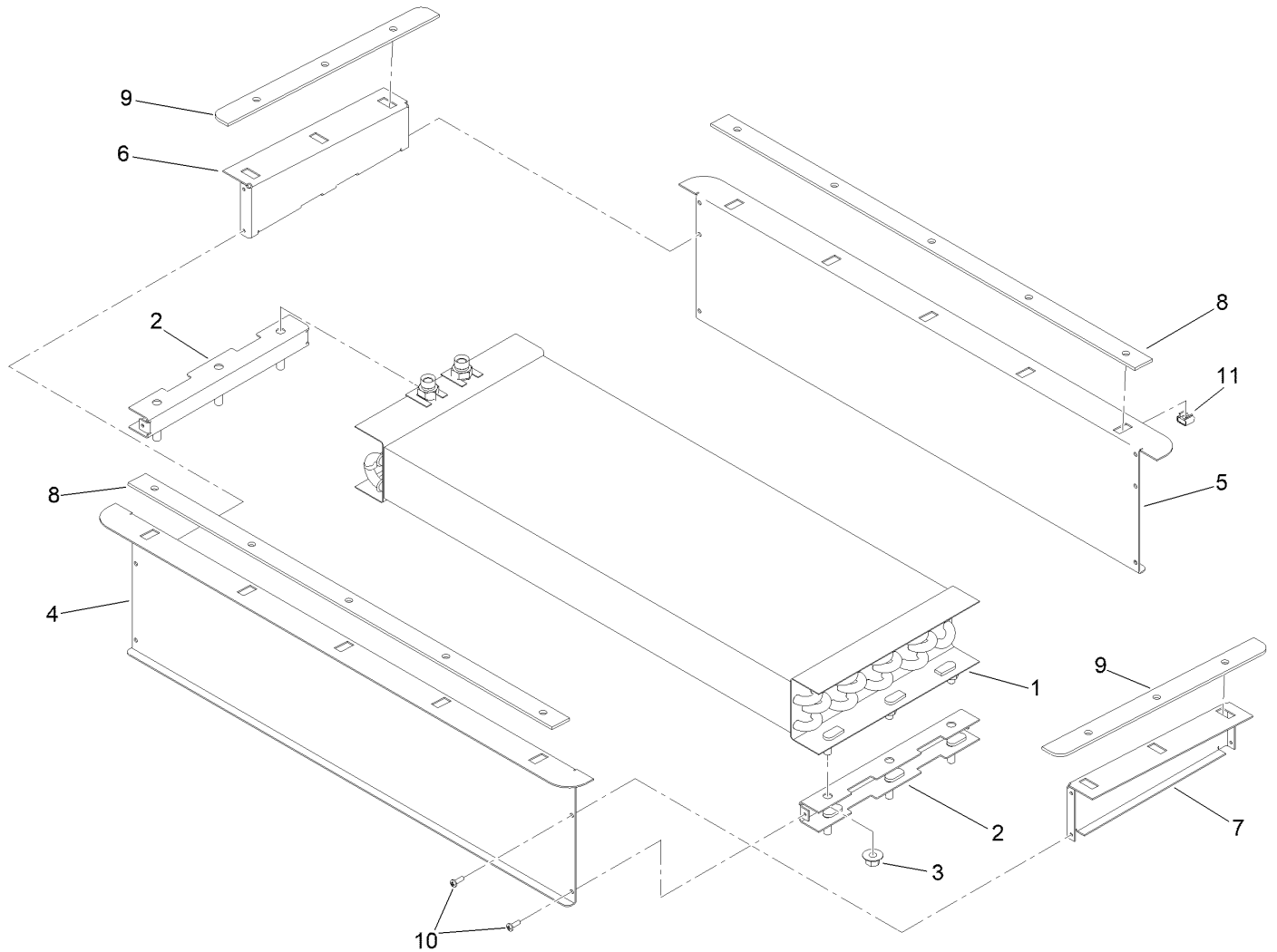


## Cab Headliner Assembly (continued)

<i>Ref.</i>	<i>Part Number</i>	<i>Qty.</i>	<i>Description</i>	<i>Ref.</i>	<i>Part Number</i>	<i>Qty.</i>	<i>Description</i>
3	132-3468	1	A/C Duct ASM	21	125-7452	1	Wiper Motor ASM
4	132-3488	1	Panel-Fan	21:2	3253-3	1	Washer-Lock
5		1	Screen ASM ●	21:3	33113-025	1	Screw-HH
5:1	132-3530-03	1	Screen	21:4	112-2844	2	Nut-HF
5:4	74-5950	4	Latch-Swell	22	125-7453	1	Arm-Wiper
6	132-3531-03	1	Seal-Front	23	125-7454	1	Blade-Wiper
7	132-3532-03	1	Seal-Rear	23:1	47-2830	2	Screw
8	132-3533-03	1	Seal-Side, Left	23:2	43-5920	2	Washer-Lock, Spring
9	132-3534-03	1	Seal-Side, Right	24	120-4654	16	Screw-HHF
10	104-7201	8	Nut-HF, NI	25	32105-15	4	Screw-HWH
11	121-8457	2	Filter-Air	26	32144-11	2	Screw-HWH
12	107069	2	Clip	28	117-5976	2	Knob-Handle
13	126-5846	2	Knob-T	29	130-5661	2	Tube-Sleeve
14	125-9825-03	2	Cover-Air, Fresh	30	3229-30	4	Screw-CARR
15	3230-9	4	Screw-CARR	31	130-5854	2	Brace-Seal
16	3230-22	13	Screw-CARR	32	3290-55	8	Rivet-Pop
17	3256-3	17	Washer-Flat	33	132-3608	2	Seal-Edge
18	104-8300	21	Nut-HF, NI	34	132-3609	2	Seal-Strip
19	32115-15	2	Nut-Push	35	130-6068-03	1	Plate-Washer, Wiper Motor
20	130-5871	1	Bracket-Wiper				

● Not serviced separately

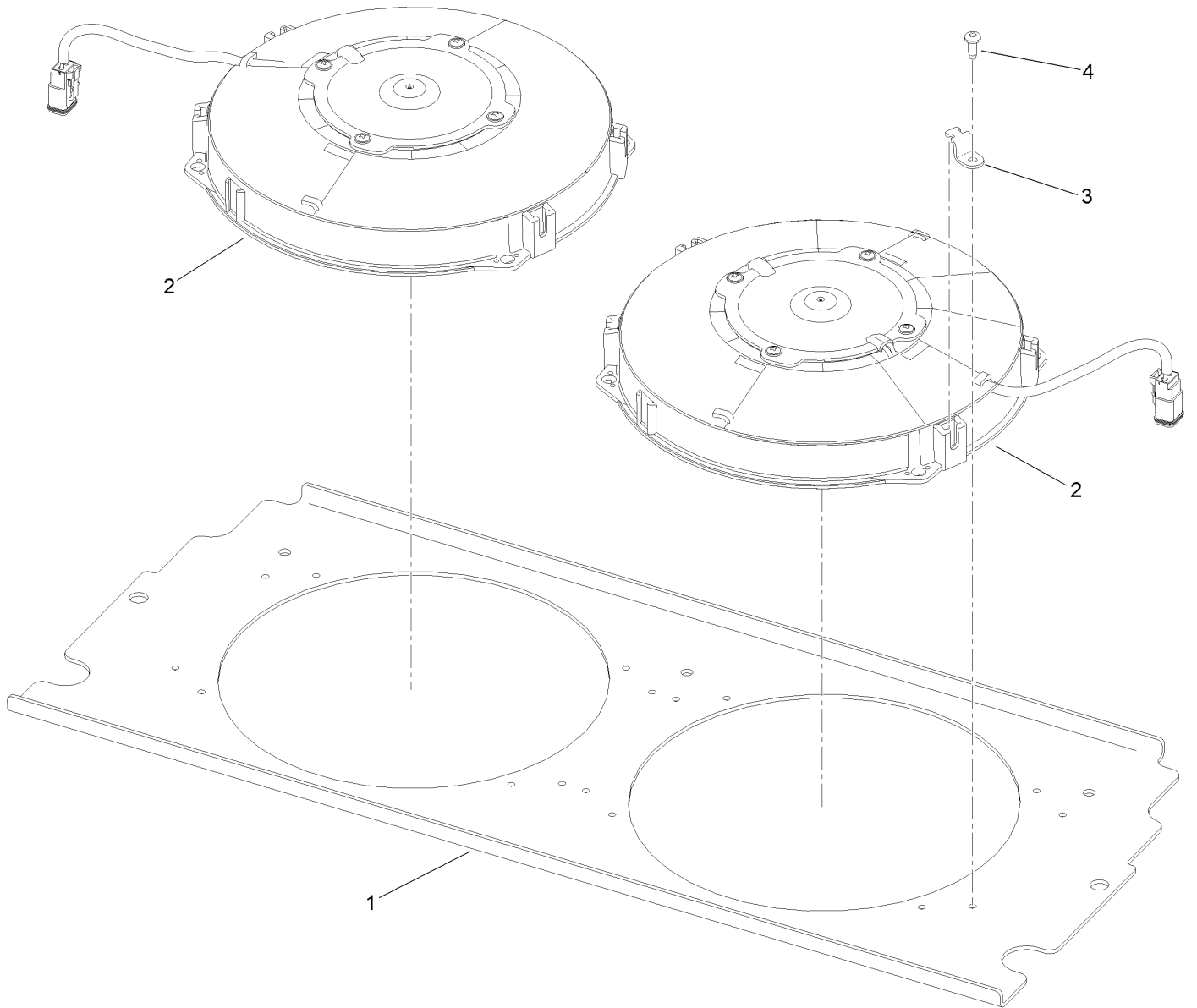
# Air Conditioning Duct Assembly No. 132-3468



# Air Conditioning Duct Assembly No. 132-3468 (continued)

<i>Ref.</i>	<i>Part Number</i>	<i>Qty.</i>	<i>Description</i>	<i>Ref.</i>	<i>Part Number</i>	<i>Qty.</i>	<i>Description</i>
1	121-8447	1	Core-Condenser	7	145-7719-03	1	Wall-Side, Left
2	132-3469-03	2	Leg-Lower	8	132-3466	2	Seal-Strip
3	32128-44	6	Nut	9	132-3467	2	Seal-Edge
4	145-7679-03	1	Wall-Front	10	363-8245	12	Screw-TAP
5	145-7678-03	1	Wall-Back	11	HDW17176	16	Nut,Cage,1/4-20,ST/ST
6	145-7718-03	1	Wall-Side, Right			18-8	

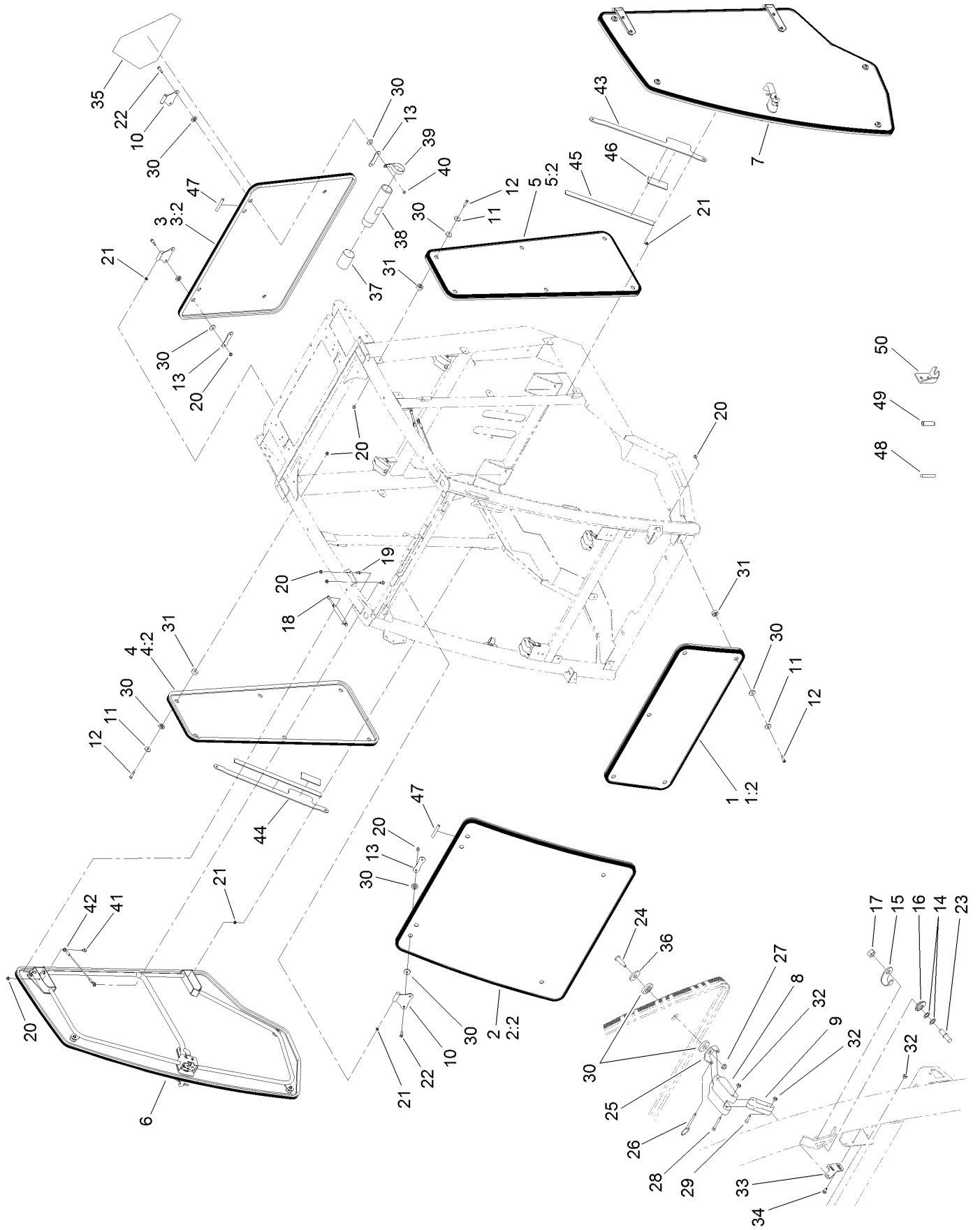
# Fan Panel Assembly No. 132-3488



## Fan Panel Assembly No. 132-3488 (continued)

<i>Ref.</i>	<i>Part Number</i>	<i>Qty.</i>	<i>Description</i>	<i>Ref.</i>	<i>Part Number</i>	<i>Qty.</i>	<i>Description</i>
1	132-3486-03	1	Plate-Mount, Fan	3	132-3606	8	Tab-Fan
2	132-3607	2	Fan-Condenser	4	105-6849	8	Screw-Forming, Thread

# Window, Door and Striker Assembly



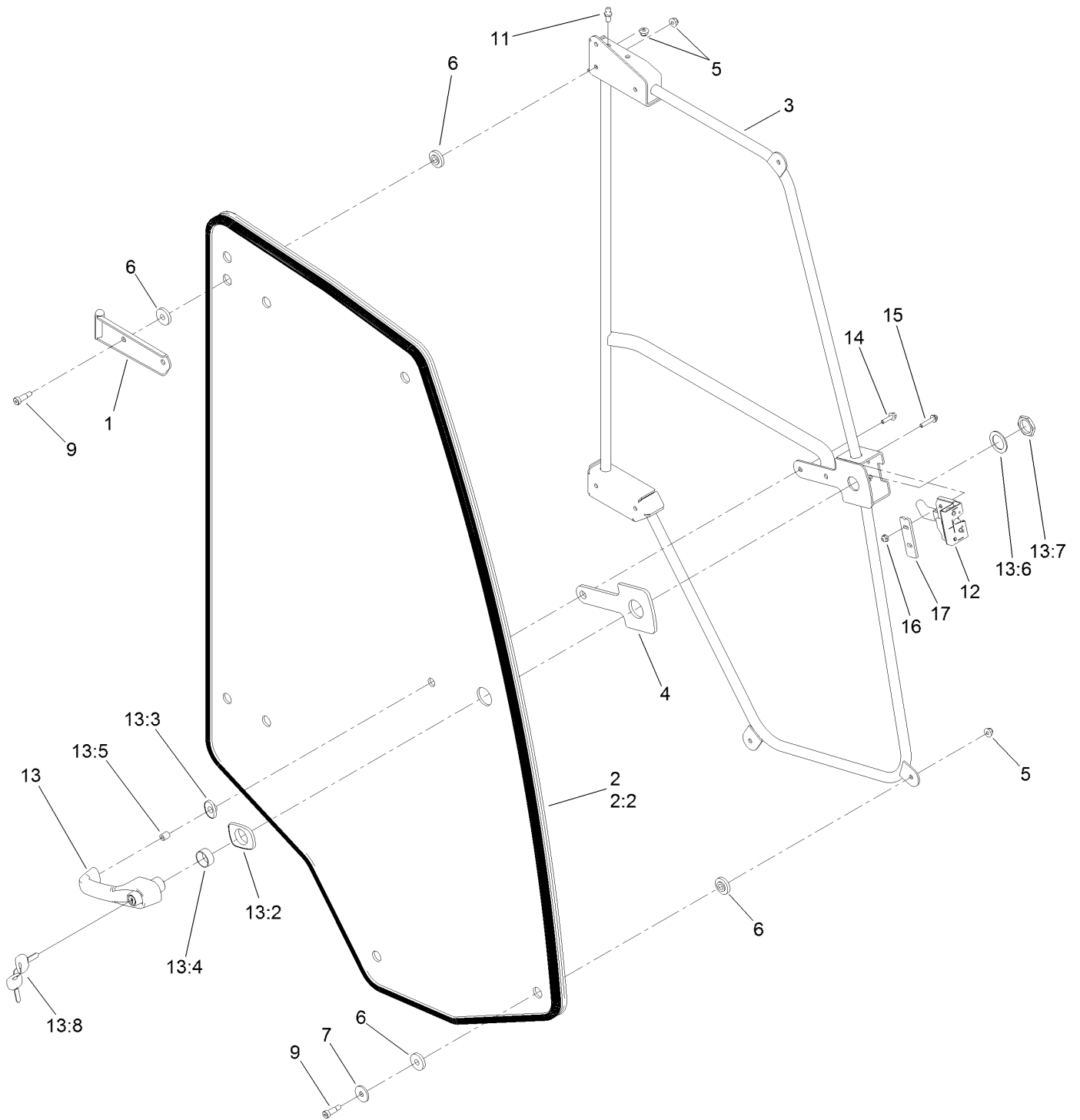
## Window, Door and Striker Assembly (continued)

<i>Ref.</i>	<i>Part Number</i>	<i>Qty.</i>	<i>Description</i>	<i>Ref.</i>	<i>Part Number</i>	<i>Qty.</i>	<i>Description</i>
1	130-5681	1	Lower Front Window ASM	24	119-9812	4	Bolt-Shoulder
1:2	121-8211	1	Trim-Window, Front	25	144-3308	4	Mount-Latch
2	130-5680	1	Upper Front Window ASM	26	127-9850	4	Pin-Release, Quick
2:2	121-8212	1	Seal-Trim	27	104-7201	4	Nut-HF, NI
3	130-5682	1	Rear Window ASM	28	3274-59	4	Screw-HSH
3:2	130-0637	1	Seal-Trim	29	3274-14	4	Screw-HSH
4	130-5676	1	RH-Side Window ASM	30	125-9982	41	Bushing-Flange
4:2	121-8215	1	Seal-Trim	31	125-9537	17	Bushing-Flange
5	130-5677	1	LH-Side Window ASM	32	120-9681	16	Nut-Lock, NI
5:2	121-8215	1	Seal-Trim	33	130-0590	4	Mount-Tab
6		1	RH Door ASM ■	34	1-807513	8	Bolt-CARR
7		1	LH Door ASM ■	35	120-0250	1	Decal-Warning
8	125-9792	4	Handle-Window	36	125-9676	4	Washer-Backup
9	125-9793	4	Link-Window	37	104-7048	1	Cap-Housing
10	121-8535-03	4	Hinge-Window	38	104-7050	1	Tube-Manual
11	130-5815	13	Washer-Backup	39	2412-133	2	Clamp-R
12	125-9521	17	Screw-Shldr HSH	40	3296-47	2	Nut-Lock,NI
13	144-3307	4	Plate-Backer, Windshield	41	120-9471	4	Bolt-Shoulder
14	73-0040	2	Washer-Thrust	42	130-5726	2	Lanyard
15	121-8393	2	Guard-Striker	43	130-6095-03	1	Strap-Support, Left
16	125-9992	2	Adjuster-Stud	44	130-6091-03	1	Strap-Support
17	106-0327	2	Nut-Hex	45	130-6096	2	Strap-Foam, 19.5 Inch
18	144-3516	2	Spring-Gas, Door	46	130-6097	2	Strap-Foam, 4.25 Inch
19	98-3104	2	Stud-Ball	47	130-5578	2	Tubing-Seal, Rubber
20	104-8300	29	Nut-HF, NI	48	133-1110	1	Pin-Hinge ●
21	121-8441	8	Washer-Spacer	49	121-8439	1	Receiver-Pivot, Hinge ●
22	125-9520	8	Screw-Shoulder, HSH	50	121-8440	1	Pivot-Hinge ●
23	125-9993	2	Striker-Stud				

● Not illustrated

■ Not serviced separately

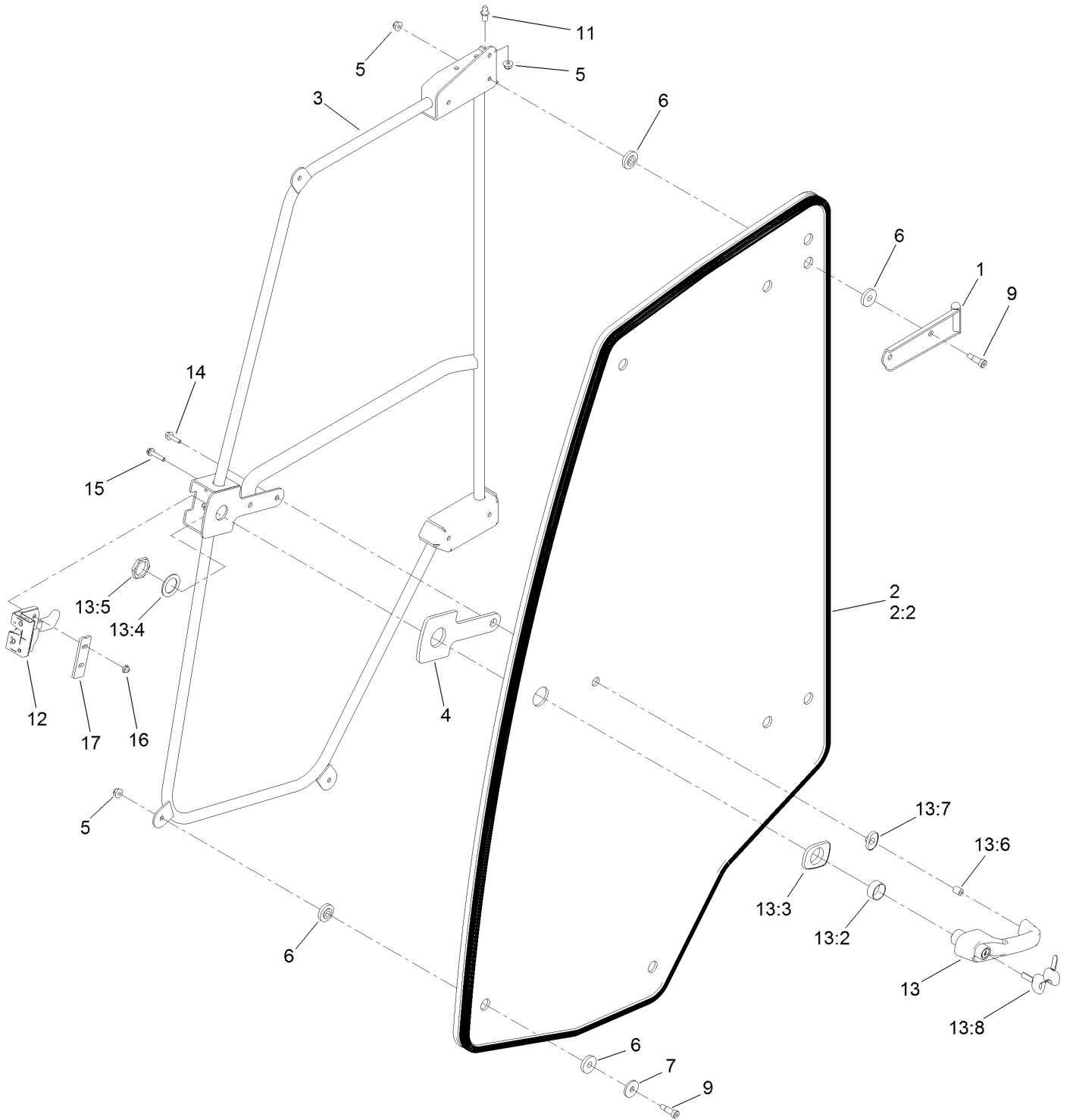
# RH Door Assembly



## RH Door Assembly (continued)

<i>Ref.</i>	<i>Part Number</i>	<i>Qty.</i>	<i>Description</i>	<i>Ref.</i>	<i>Part Number</i>	<i>Qty.</i>	<i>Description</i>
1	125-9618-03	2	Hinge-Door, RH	13:2	121-8628	1	Cylinder-Mounting, Key
2	130-5678	1	RH Door ASM	13:3	121-8322	1	Grommet-Mounting, Large
2:2	125-9799	1	Trim-Door	13:4	121-8327	1	Washer
3	121-8570-03	1	Frame-Door, RH	13:5	121-8328	1	Nut
4	121-8331	1	Gasket-Handle	13:6	121-8627	1	Cylinder-Mounting, End
5	104-8300	9	Nut-HF, NI	13:7	121-8323	1	Grommet-Mounting, Small
6	125-9982	16	Bushing-Flange	13:8	125-9531	1	Key-Set
7	125-9676	4	Washer-Backup	14	33103-025	1	Screw-HHF
9	125-9520	8	Screw-Shoulder, HSH	15	3234-21	2	Screw-HHF
11	98-3104	1	Stud-Ball	16	104-7201	2	Nut-HF, NI
12	121-8390	1	Latch-RH	17	121-8395	1	Plate-Support, Latch
13	121-8630	1	Handle ASM				

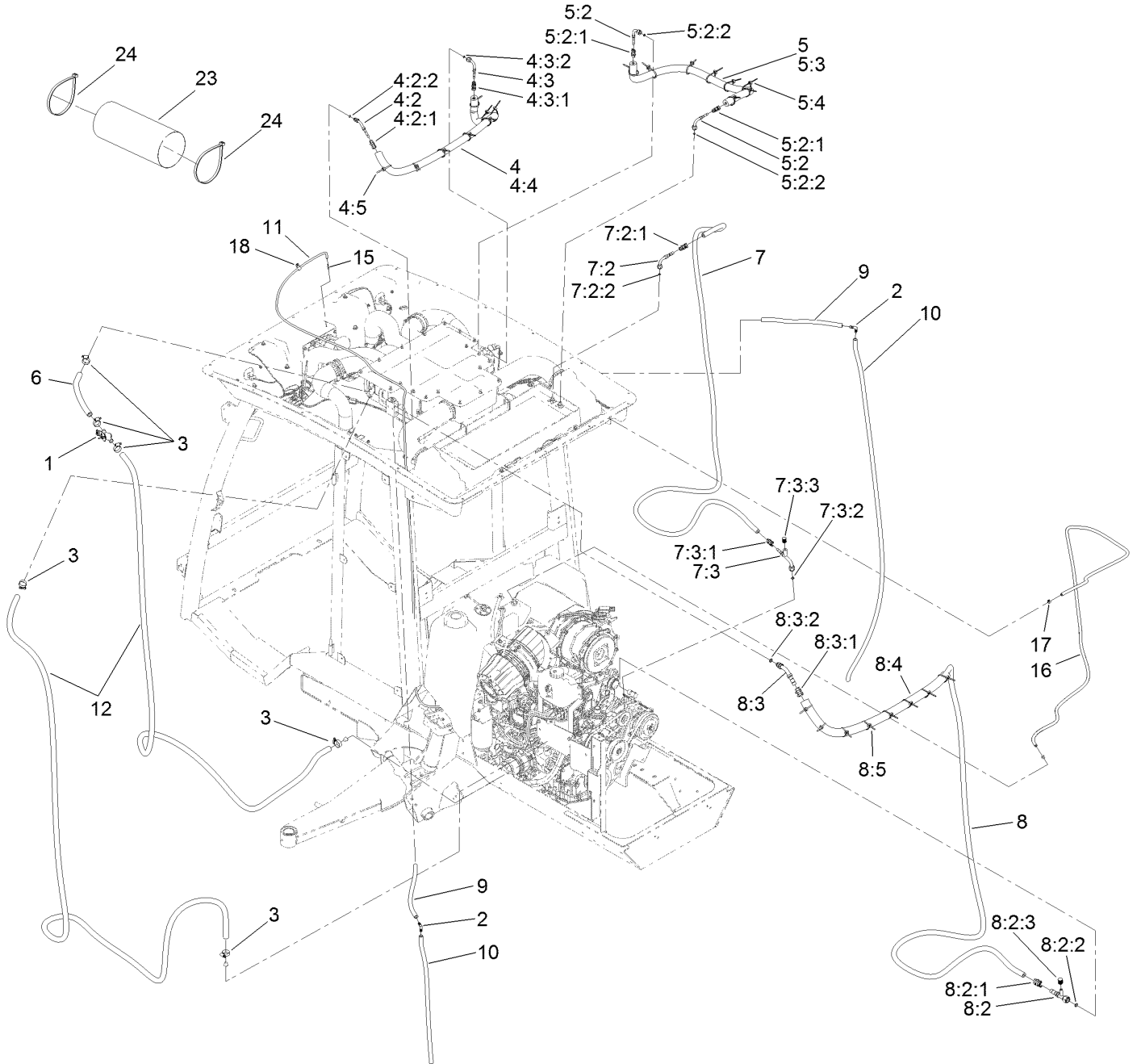
# LH Door Assembly



## LH Door Assembly (continued)

<i>Ref.</i>	<i>Part Number</i>	<i>Qty.</i>	<i>Description</i>	<i>Ref.</i>	<i>Part Number</i>	<i>Qty.</i>	<i>Description</i>
1	125-9619-03	2	Hinge-Door, LH	13:2	121-8628	1	Cylinder-Mounting, Key
2	130-5679	1	LH Door ASM	13:3	121-8322	1	Grommet-Mounting, Large
2:2	121-8216	1	Trim-Window	13:4	121-8327	1	Washer
3	121-8571-03	1	Frame-Door, LH	13:5	121-8328	1	Nut
4	121-8331	1	Gasket-Handle	13:6	121-8627	1	Cylinder-Mounting, End
5	104-8300	9	Nut-HF, NI	13:7	121-8323	1	Grommet-Mounting, Small
6	125-9982	16	Bushing-Flange	13:8	125-9531	1	Key-Set
7	125-9676	4	Washer-Backup	14	33103-025	1	Screw-HHF
9	125-9520	8	Screw-Shoulder, HSH	15	3234-21	2	Screw-HHF
11	98-3104	1	Stud-Ball	16	104-7201	2	Nut-HF, NI
12	121-8391	1	Latch-LH	17	121-8395	1	Plate-Support, Latch
13	121-8630	1	Handle ASM				

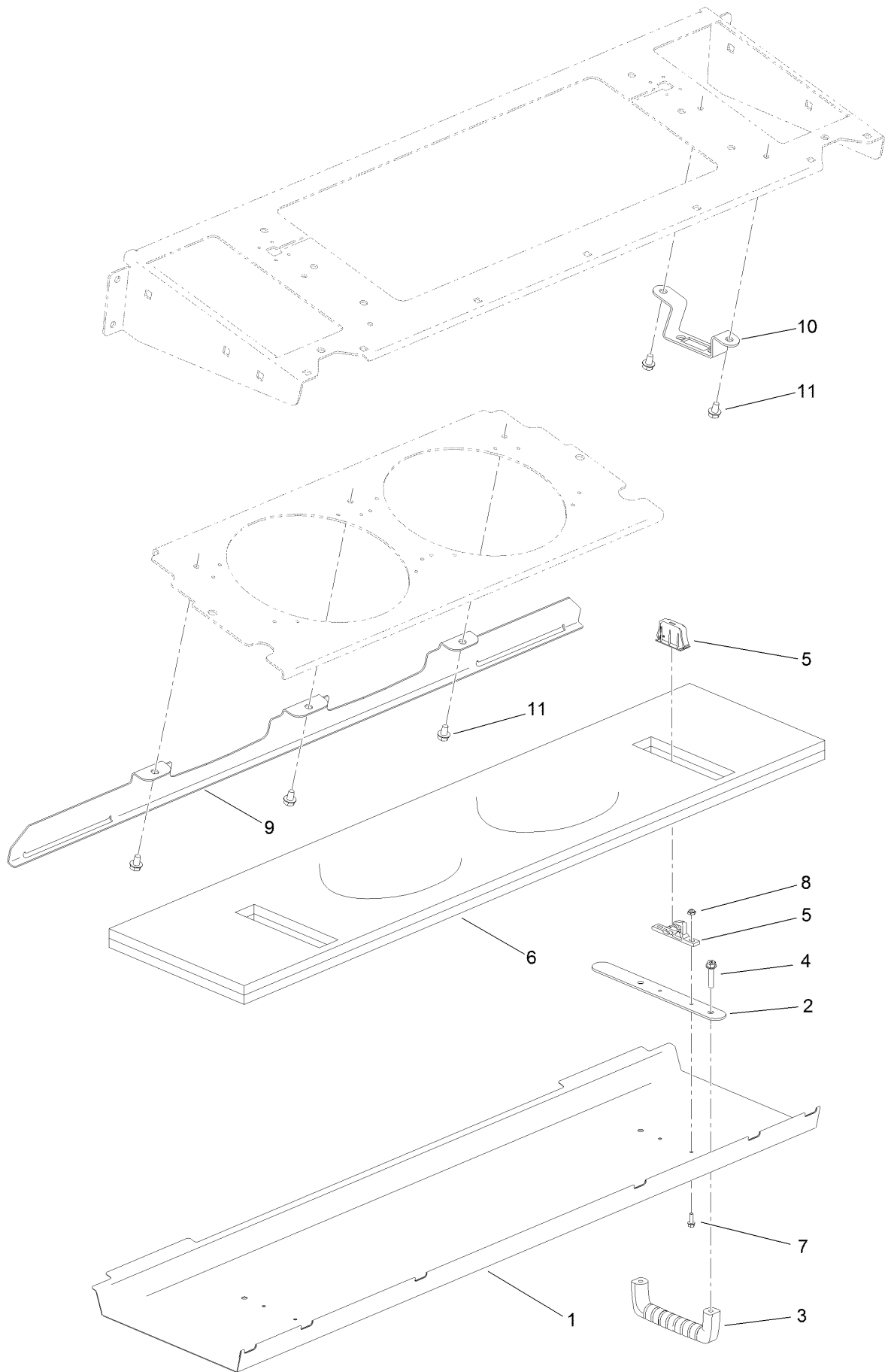
# Engine Hose Routing Assembly



## Engine Hose Routing Assembly (continued)

<i>Ref.</i>	<i>Part Number</i>	<i>Qty.</i>	<i>Description</i>	<i>Ref.</i>	<i>Part Number</i>	<i>Qty.</i>	<i>Description</i>
1	120-4947	1	Valve-Heater	7:3:1	130-5773	1	Fitting Kit
2	130-0578	2	Fitting-Barb, 90 DEG	7:3:2	117-2779	1	O-Ring
3	2412-129	6	Clamp-Hose	7:3:3	117-2783	1	Cap-Side, High
4	125-9702	1	Hose ASM	8	125-9862	1	Hose ASM
4:2	130-5753	1	Fitting-45 DEG	8:2	130-5755	1	Fitting-Female, Straight
4:2:1	130-5772	1	Fitting Kit	8:2:1	130-5775	1	Fitting Kit
4:2:2	117-2778	1	O-Ring	8:2:2	117-2780	1	O-Ring
4:3	130-5751	1	Fitting-Female, 90 DEG	8:2:3	117-2784	1	Cap-Side, Low
4:3:1	130-5772	1	Fitting Kit	8:3	130-5754	1	Fitting-Male, 45 DEG
4:3:2	117-2778	1	O-Ring	8:3:1	130-5775	1	Fitting Kit
4:4	130-5958	1	Cover-Foam	8:3:2	117-2780	1	O-Ring
4:5	3290-378	8	Tie-Cable	8:4	130-5959	1	Cover-Foam
5	125-9703	1	Hose ASM	8:5	3290-378	16	Tie-Cable
5:2	130-5751	2	Fitting-Female, 90 DEG	9	125-9865	2	Hose-Drain
5:2:1	130-5772	1	Fitting Kit	10	125-9866	2	Hose-Drain
5:2:2	117-2778	1	O-Ring	11	127-9901	1	Hose-Washer Fluid
5:3	130-5958	1	Cover-Foam	12	125-9864	2	Hose-Heater
5:4	3290-378	8	Tie-Cable	15	127-9905	1	Fitting-Hose, Barb
6	125-9706	1	Hose-Heater	16	130-5813	1	Hose-Fuel
7	125-9861	1	Hose ASM	17	2412-98	1	Clamp-Hose
7:2	130-5752	1	Fitting-Female, 90 DEG	18	2412-73	1	Clamp-R
7:2:1	130-5773	1	Fitting Kit	23	133-1025	1	Wrap-Abrasion
7:2:2	117-2778	1	O-Ring	24	94-3890	2	Tie-Cable
7:3	130-5758	1	Fitting-Female, 90 DEG				

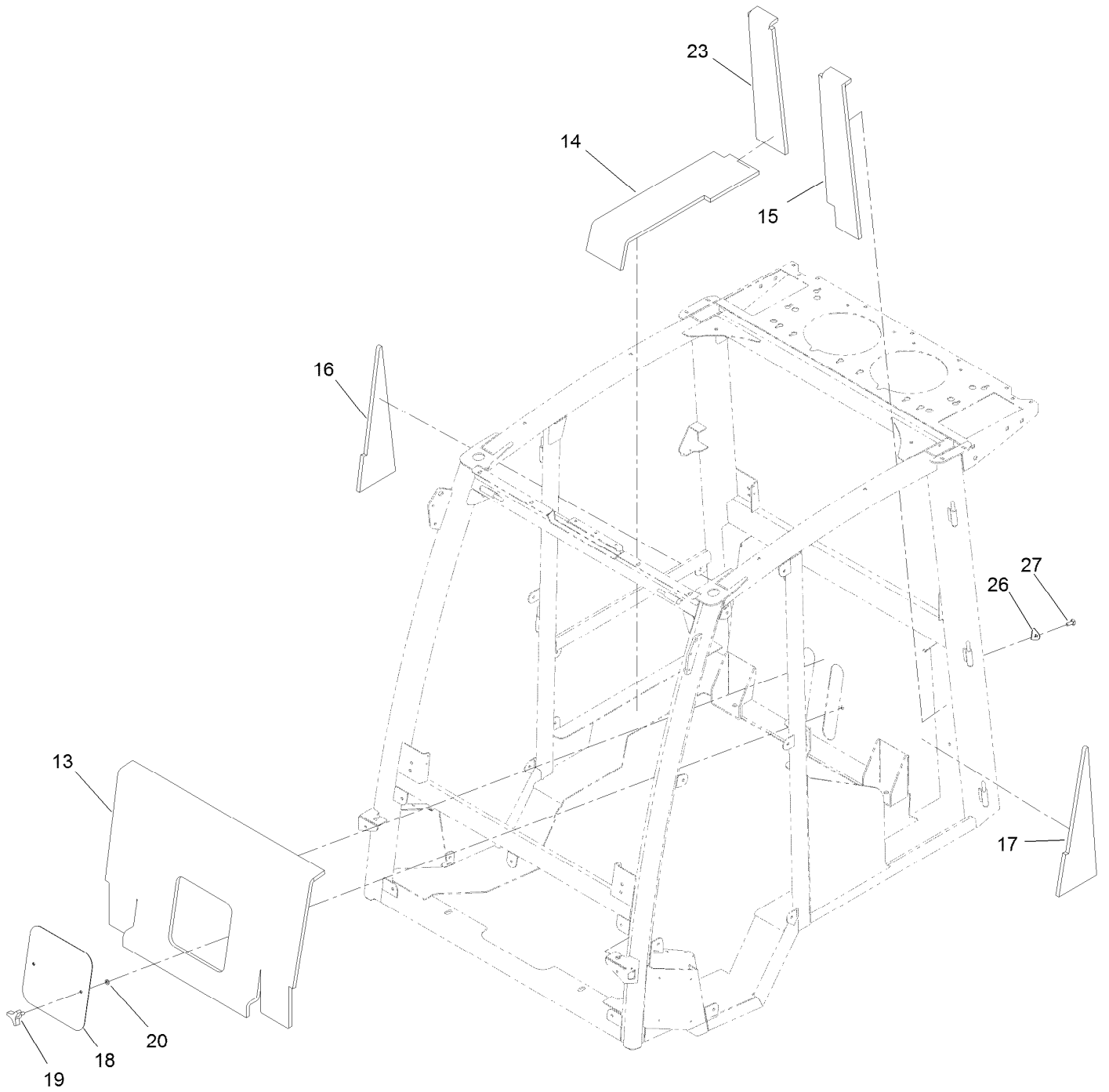
# Pre-Filter Screen Assembly



## Pre-Filter Screen Assembly (continued)

<i>Ref.</i>	<i>Part Number</i>	<i>Qty.</i>	<i>Description</i>	<i>Ref.</i>	<i>Part Number</i>	<i>Qty.</i>	<i>Description</i>
1	130-0640-03	1	Screen	7	112-3169	4	Screw-HHF, Serrated
2	130-0642-03	2	Backplate	8	3296-54	4	Nut-Lock
3	65-5100	2	Handle-Door	9	132-3630-03	1	Screen-Mount, Front
4	137-3101	4	Screw-Plastic, HWH	10	136-2171	2	Mount-Latch
5	130-0643	2	Latch-Push To Close	11	32104-82	7	Screw-HHF
6	130-5875	1	Pre-Filter				

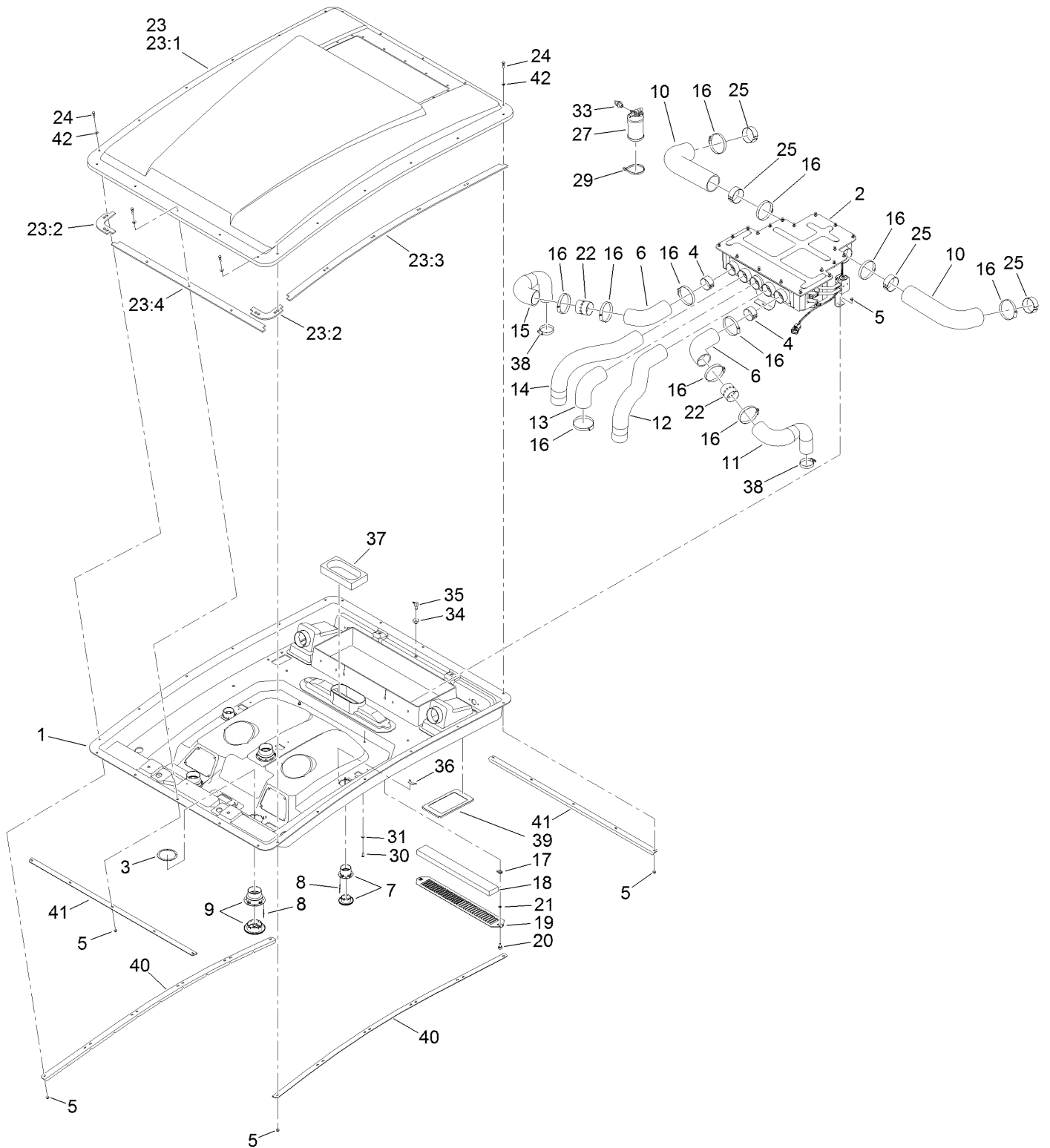
# Interior Foam Assembly



## Interior Foam Assembly (continued)

<i>Ref.</i>	<i>Part Number</i>	<i>Qty.</i>	<i>Description</i>	<i>Ref.</i>	<i>Part Number</i>	<i>Qty.</i>	<i>Description</i>
13	130-0564	1	Foam-Upholstery, Rear	19	117-5976	2	Knob-Handle
14	136-2179	1	Foam-Interior, RH (Lower)	20	3296-47	2	Nut-Lock,NI
15	136-2178	1	Foam-Upholstery, Rear (LH)	23	130-5838	1	Foam-Interior, RH (Upper)
16	130-0561	1	Foam-Upholstery, Side (RH)	26	132-3495	2	Retainer-Cover
17	130-0570	1	Foam-Upholstery, Rear (LH)	27	3230-22	2	Screw-CARR
18	121-8161-03	1	Plate-Panel, Access				

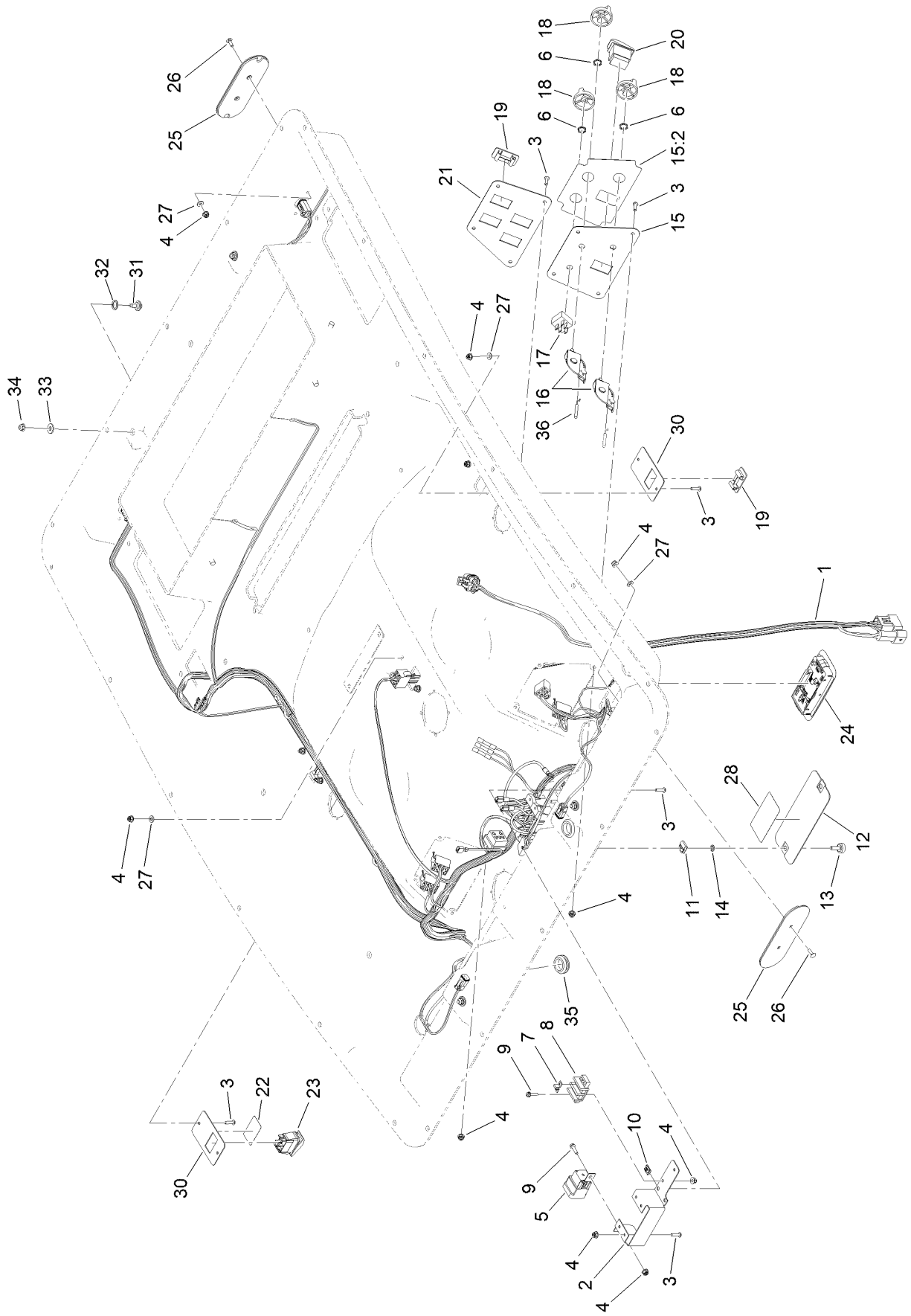
# Roof and Headliner Assembly



## Roof and Headliner Assembly (continued)

<i>Ref.</i>	<i>Part Number</i>	<i>Qty.</i>	<i>Description</i>	<i>Ref.</i>	<i>Part Number</i>	<i>Qty.</i>	<i>Description</i>
1	140-6760	1	Headliner ASM	22	130-5927	2	Adapter-Bleed
2	121-8495	1	Box-Mixing, Heater A/C	23	132-3601	1	Roof ASM
3	130-0558	3	Backplate-Rivet	23:1	132-3602	1	Roof
4	130-5938	2	Tube-Support	23:2	130-5961	4	Seal-Corner
5	104-7201	24	Nut-HF, NI	23:3	130-5960	2	Seal-Side
6	130-5860	2	Hose-Vent	23:4	130-5962	2	Seal-Front, Rear
7	130-0455	2	Louver-Round, Snap-In	24	136-8674	22	Bolt-Pivot, Eccentric
8	125-7503	20	Rivet-Pop	25	130-5939	4	Tube-Support
9	130-0465	3	Louver-Round, Snap-In (4 Inch)	27	130-5999	1	Drier-Receiver
10	121-8473	2	Hose-Intake, Fresh Air	29	3334-945	2	Tie-Cable
11	130-5861	1	Hose-Vent, Outer (LH)	30	3274-69	2	Screw-HSBH
12	121-8477	1	Hose-Vent, Defrost (LH)	31	3256-1	2	Washer-Flat
13	130-0437	1	Hose-Vent, Center	33	119-4501	1	Switch-Function, Dual
14	121-8478	1	Hose-Vent, Defrost (RH)	34	46-6560	1	Bushing
15	130-5862	1	Hose-Vent, Outer (RH)	35	104-5228	1	Fitting-Elbow, 90 DEG
16	2412-110	11	Clamp-Band/Screw	36	130-0445	4	Backplate-Rivet
17	107069	2	Clip	37	130-0444	1	Foam-Inlet, Airbox
18	125-9532	1	Filter-Cab, Inside	38	2412-130	2	Clamp-Hose
19	125-9604-03	1	Plate-Cover, Recirculation	39	132-3474	2	Insert-Seal, Filter
20	125-7438	2	Knob-Screw, Thumb	40	132-1461-03	2	Strap-Cab, Side
21	32115-15	2	Nut-Push	41	132-1462-03	2	Strap-Cab
				42	3256-74	22	Washer-Flat

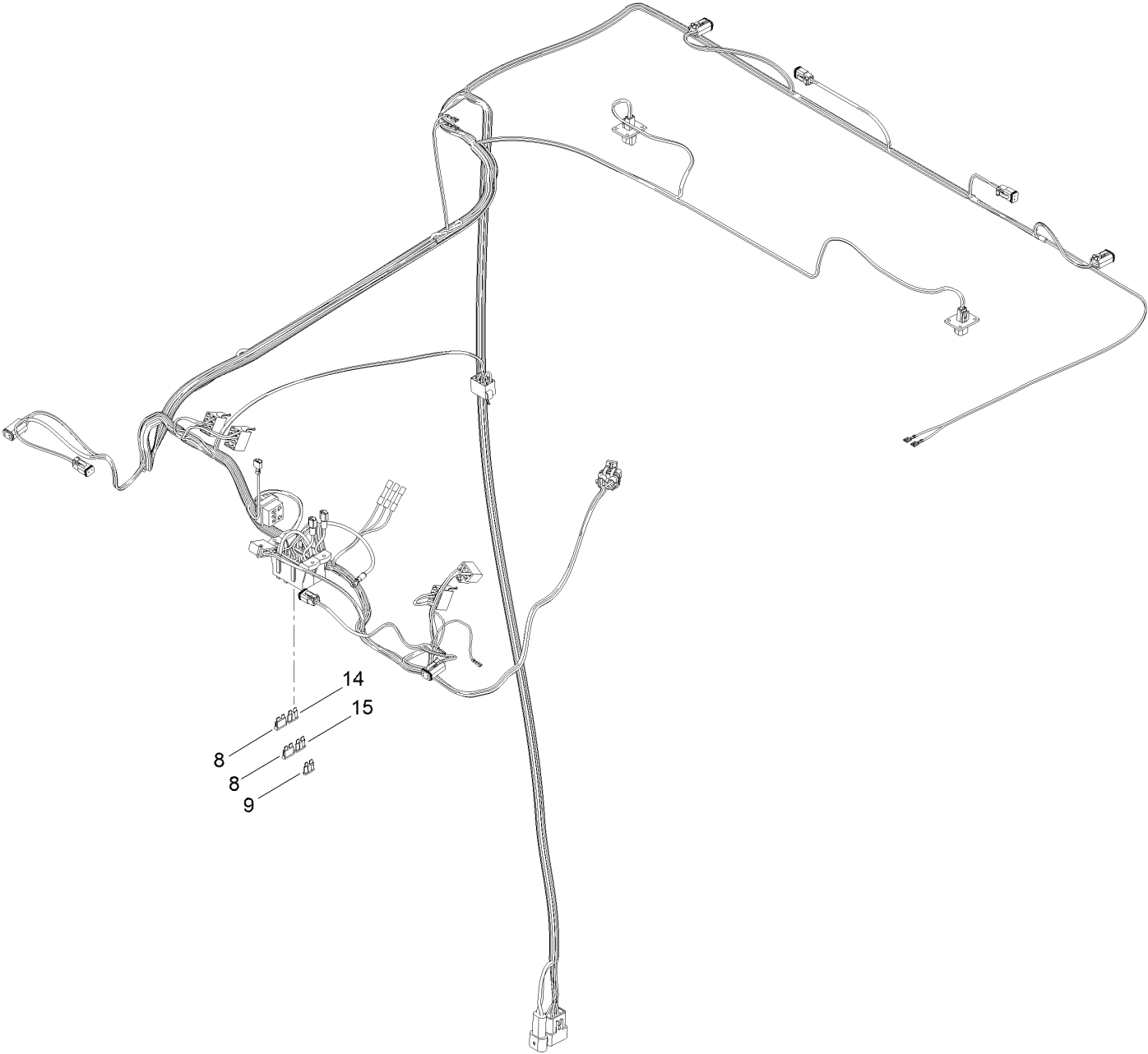
# Headliner Wire Harness and Control Assembly



## Headliner Wire Harness and Control Assembly (continued)

<i>Ref.</i>	<i>Part Number</i>	<i>Qty.</i>	<i>Description</i>	<i>Ref.</i>	<i>Part Number</i>	<i>Qty.</i>	<i>Description</i>
1	122-2129	1	Harness-Wire, Cab Headliner	18	125-9510	3	Knob-Control
2	125-9606-03	1	Bracket-Fuse Block	19	99-7420	6	Plug-Hole
3	104-2408	22	Screw-HSBH	20	95-8999	1	Switch-Rocker, On-None-On
4	120-4578	29	Nut-HF	21	125-9691-03	1	Panel-Switch, Lights
5	99-7430	1	Relay-Mini	22	125-9688	1	Decal-Washer
6	130-0588	3	Nut-Switch	23	119-8355	1	Switch-Rocker
7	42863	1	Strip-Jumper	24	125-7437	1	Light-Dome
8	42862	1	Block-Terminal, Ground	25	130-5867	4	Cover-Light, Rear
9	32105-13	3	Screw-HWH	26	3229-34	8	Screw-CARR
10	107-1013	4	Nut-Speed	27	3256-14	14	Washer-Flat
11	609900	2	Nut-Speed	28	132-3600	1	Decal-Panel, Fuse
12	125-9603-03	1	Plate-Cover, Fuse	30	144-3306	3	Panel-Switch
13	125-7438	2	Knob-Screw, Thumb	31	92-9698	4	Screw-Shoulder
14	32115-15	2	Nut-Push	32	94-8196	4	Washer-Nylon
15	144-3510	1	Panel-Air/Heat	33	3256-2	4	Washer-Flat
15:2	144-3512	1	Decal, Air/Heat	34	104-7201	4	Nut-HF, NI
16	144-3572	2	Control-Rotary, Linear	35	110-5333	4	Grommet-Plug
17	122-0150	1	Switch, Rotary	36	144-3573	1	Cable-Control

# Wire Harness Assembly No. 122-2129



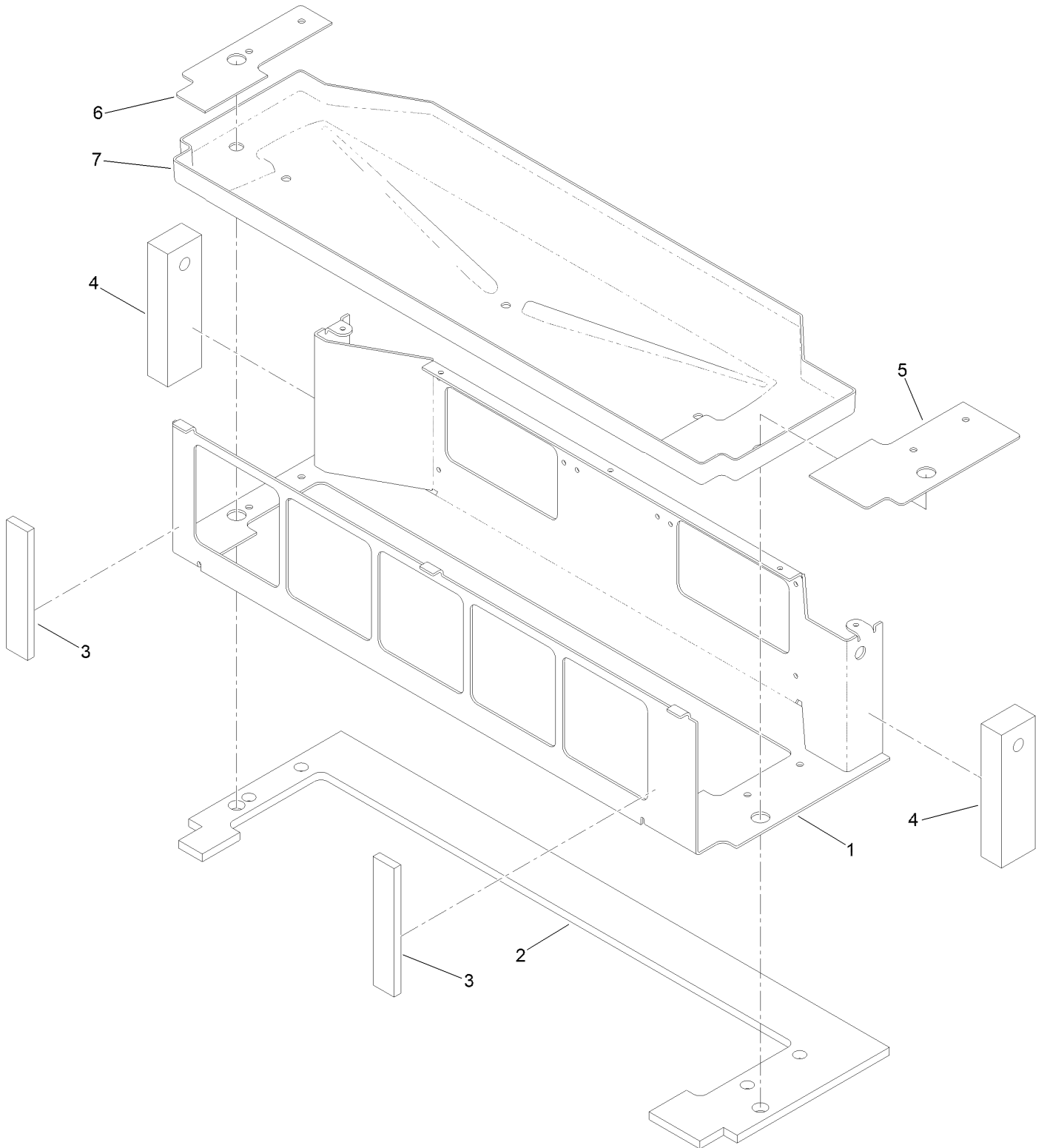
- 8
- 8
- 9
- 14
- 15

# Wire Harness Assembly No. 122-2129 (continued)

<i>Ref.</i>	<i>Part Number</i>	<i>Qty.</i>	<i>Description</i>
8	109355	2	Fuse-Blade, 15 Amp
9	109103	1	Fuse-Blade, 30 Amp

<i>Ref.</i>	<i>Part Number</i>	<i>Qty.</i>	<i>Description</i>
14	109101	1	Fuse-Blade, 20 Amp
15	109102	1	Fuse-Blade, 25 Amp

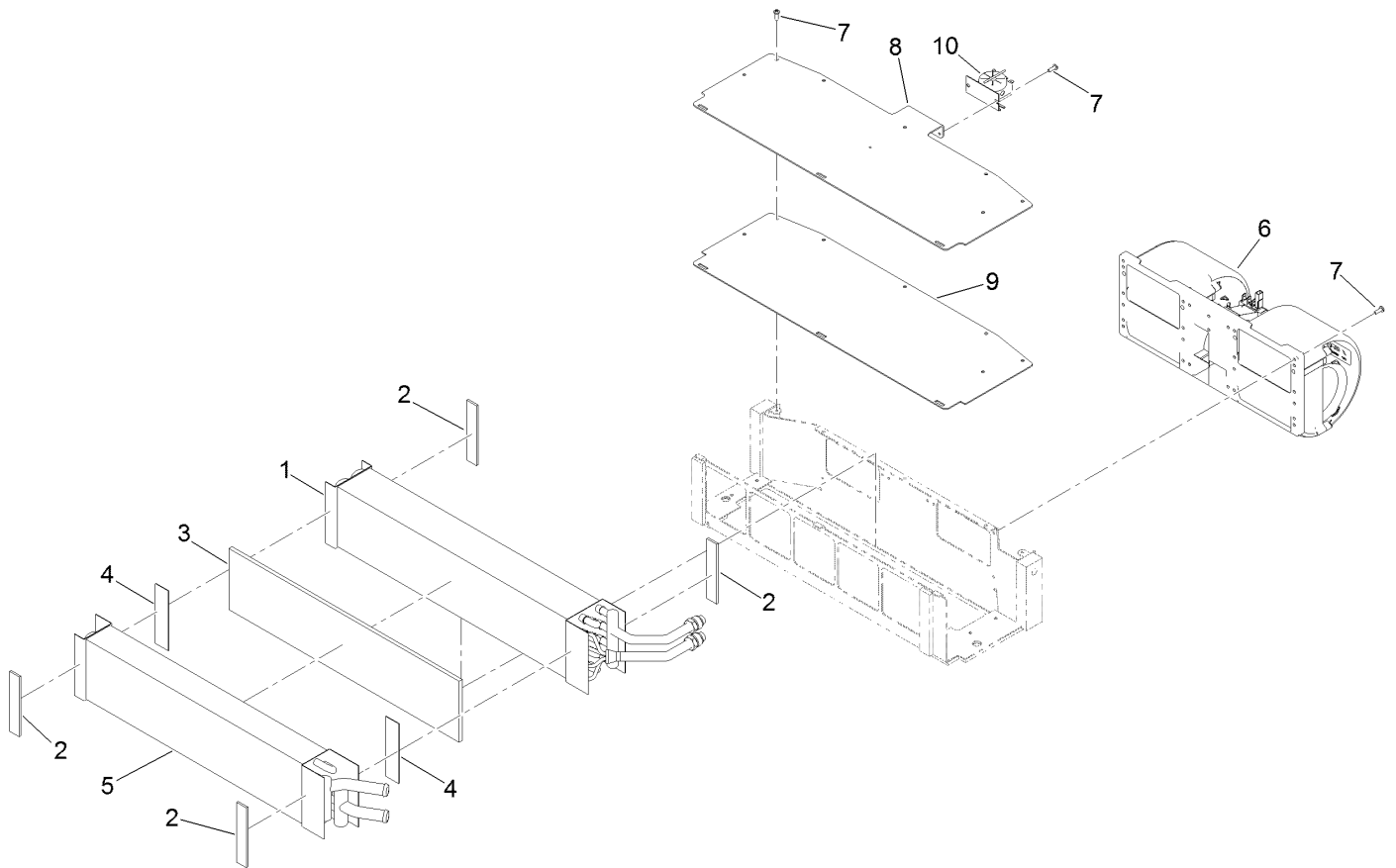
# Mixing Box Mounting Bracket and Water Tray Assembly



## Mixing Box Mounting Bracket and Water Tray Assembly (continued)

<i>Ref.</i>	<i>Part Number</i>	<i>Qty.</i>	<i>Description</i>	<i>Ref.</i>	<i>Part Number</i>	<i>Qty.</i>	<i>Description</i>
1	130-5655-03	1	Bracket-Mount	5	130-5653	1	Gasket-Mount, LH Bracket
2	130-5659	1	Seal-Foam	6	130-5654	1	Gasket-Mount, RH Bracket
3	130-5808	2	Seal-Foam, Front	7	130-5660	1	Tray-Water
4	130-0602	2	Seal-End				

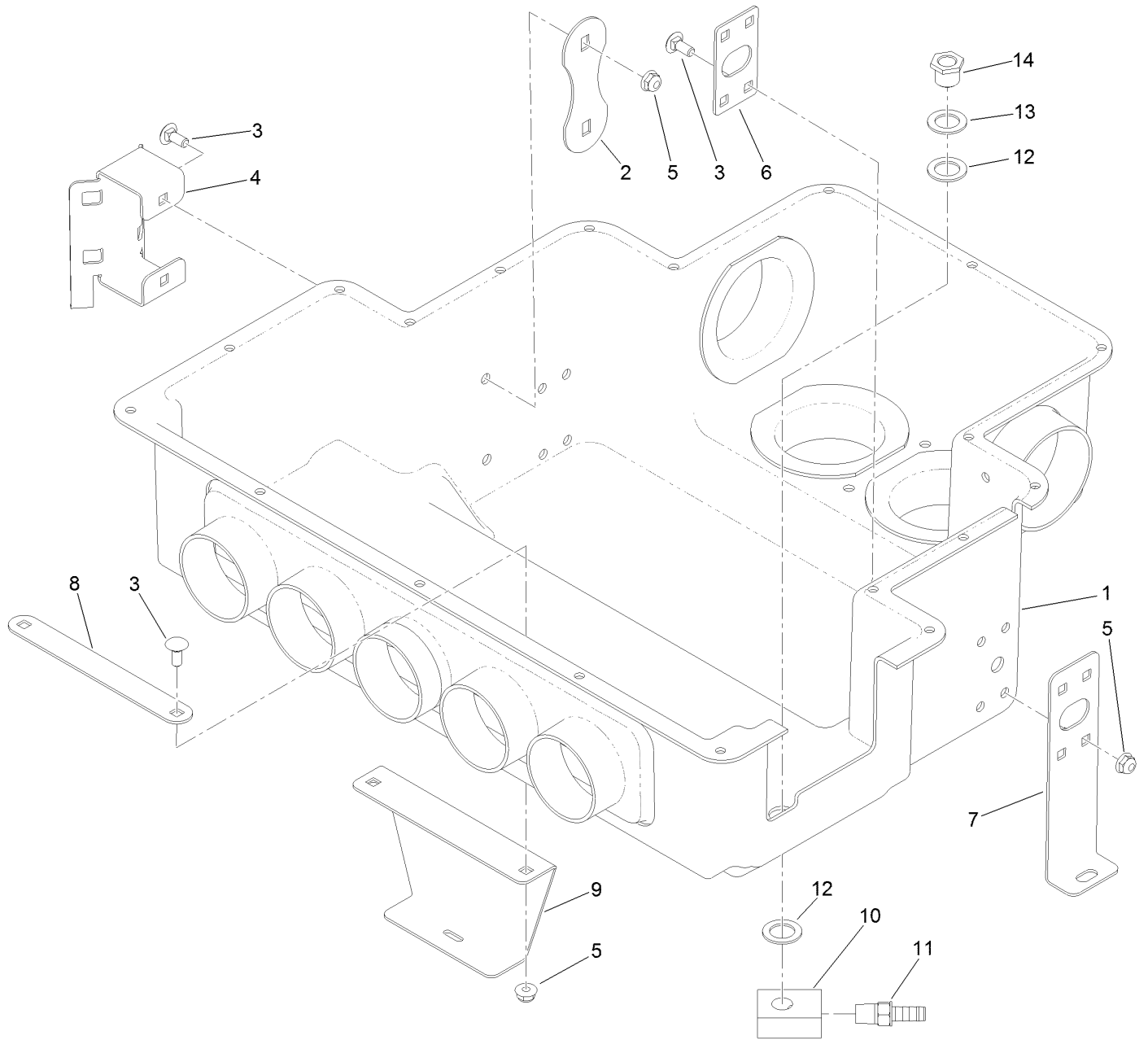
# Blower Fan and Evaporator Core Assembly



## Blower Fan and Evaporator Core Assembly (continued)

<i>Ref.</i>	<i>Part Number</i>	<i>Qty.</i>	<i>Description</i>	<i>Ref.</i>	<i>Part Number</i>	<i>Qty.</i>	<i>Description</i>
1	130-5392	1	Core-Evaporator	7	363-8245	13	Screw-TAP
2	130-5658	4	Gasket-Coil	8	130-5656-03	1	Cover, Bracket-Mount
3	130-5807	1	Foam	9	130-5652	1	Gasket-Mount, Cover Bracket
4	130-5806	2	Tape, Double-Sided	10	121-8385	1	Thermostat-Switch, Freeze
5	127-9915	1	Core-Heater				
6	121-8451	1	Fan-Blower				

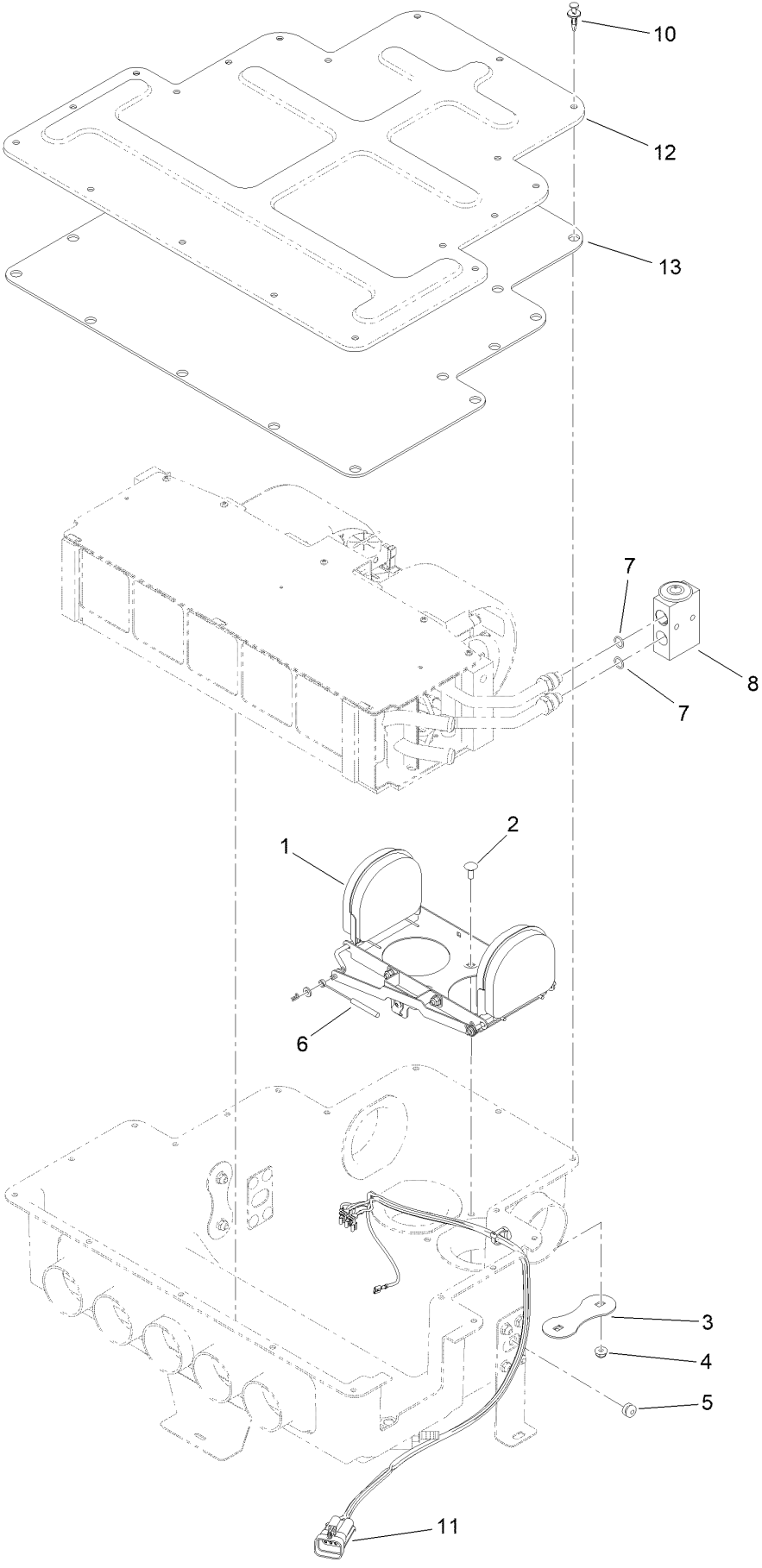
# Heat/Air Conditioner Housing Assembly



## Heat/Air Conditioner Housing Assembly (continued)

<i>Ref.</i>	<i>Part Number</i>	<i>Qty.</i>	<i>Description</i>	<i>Ref.</i>	<i>Part Number</i>	<i>Qty.</i>	<i>Description</i>
1	130-5830	1	Housing-Heat/AC	8	125-7504	1	Plate-Backer, Center
2	121-8491	1	Plate-Support	9	130-0554	1	Bracket-Airbox, Center
3	3229-11	12	Screw-CARR	10	130-5601	2	Drain-Lower
4	121-8490	1	Bracket-Mount, Drier	11	108-0342	2	Fitting-Straight
5	104-7201	12	Nut-HF, NI	12	121-6840	4	Washer-Rubber
6	130-5834	2	Bracket-Support	13	107-3041	2	Washer-Flat
7	130-5821	2	Bracket-Airbox, Side	14	130-0293	2	Drain-Upper

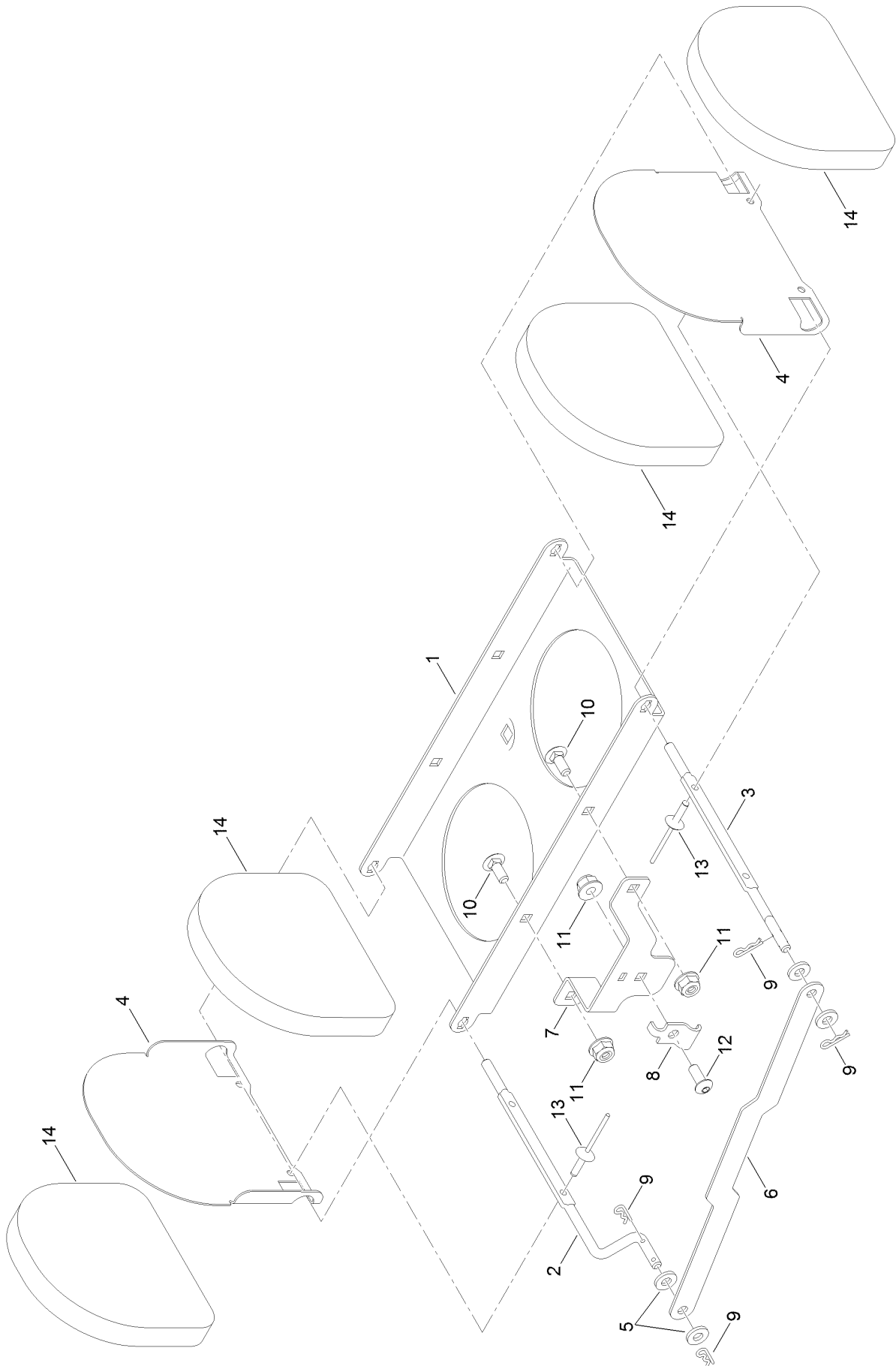
# Air Diverter and Expansion Valve Assembly



## Air Diverter and Expansion Valve Assembly (continued)

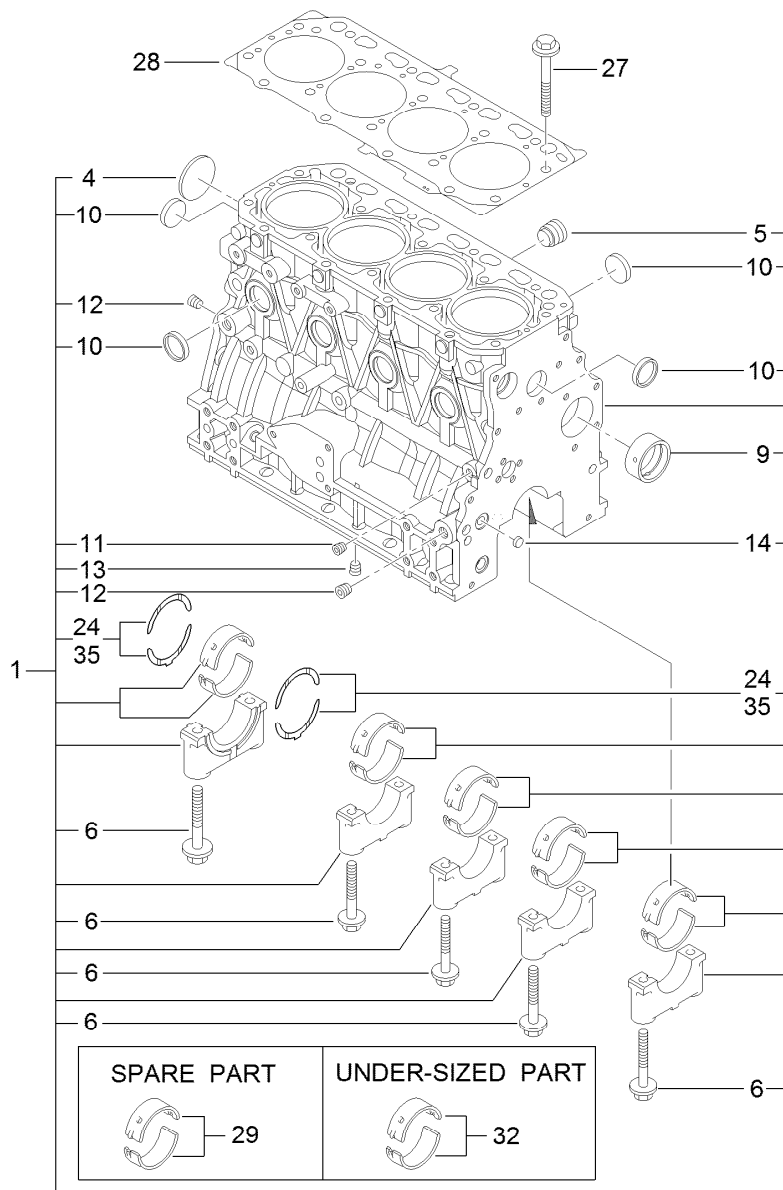
<i>Ref.</i>	<i>Part Number</i>	<i>Qty.</i>	<i>Description</i>	<i>Ref.</i>	<i>Part Number</i>	<i>Qty.</i>	<i>Description</i>
1	121-8369	1	Air Diverter ASM	8	121-8384	1	Valve-Expansion
2	3229-11	2	Screw-CARR	10	125-9622	19	Rivet-Blind
3	121-8491	1	Plate-Support	11	122-0153	1	Harness-Wire, Heat/AC Blower
4	104-7201	2	Nut-HF, NI	12	121-8449	1	Housing-Ventilation, Upper
5	125-7528	1	Grommet-Cable	13	130-5614	1	Insulation-Cover
6	144-3574	1	Cable-Control				
7	125-9524	2	O-Ring				

# Air Diverter Assembly No. 121-8369



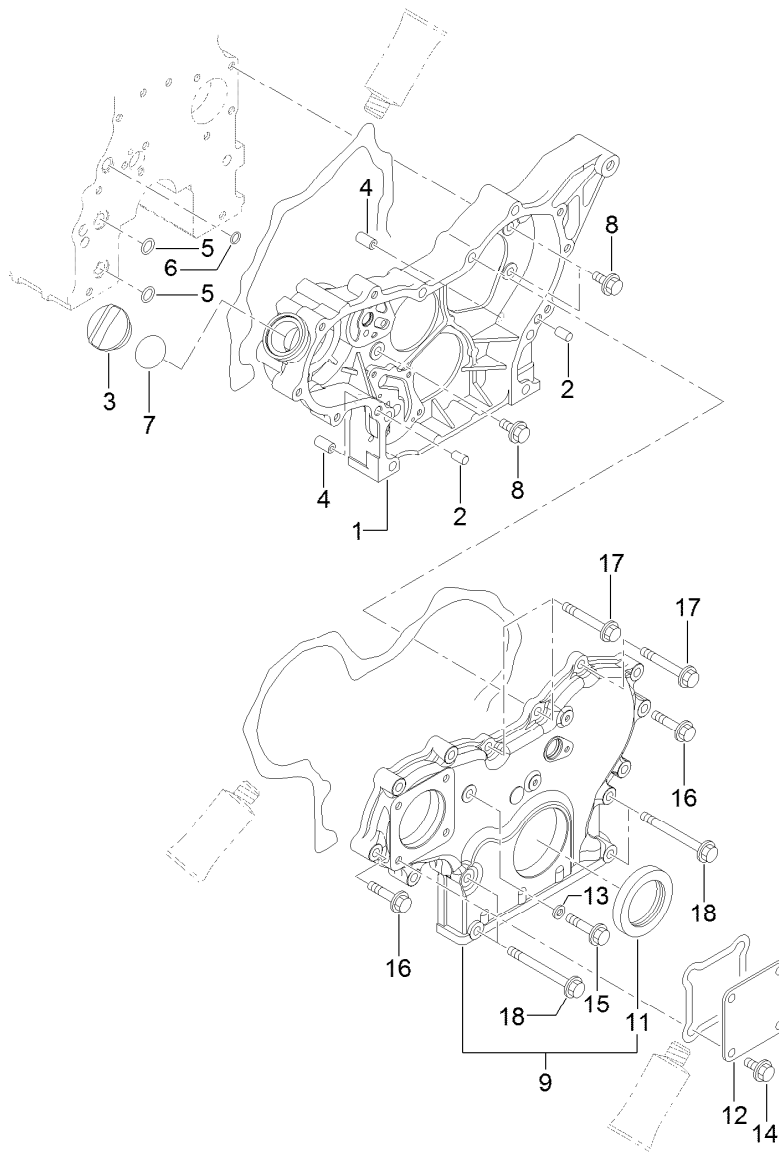
## Air Diverter Assembly No. 121-8369 (continued)

<i>Ref.</i>	<i>Part Number</i>	<i>Qty.</i>	<i>Description</i>	<i>Ref.</i>	<i>Part Number</i>	<i>Qty.</i>	<i>Description</i>
1	125-9697	1	Base-Mount	8	613385	1	Clamp-Cable
2	121-8381	1	Shaft-Baffle, RH	9	108-2992	4	Pin-Hair
3	121-8382	1	Shaft-Baffle, LH	10	1-807513	2	Bolt-CARR
4	125-9698	2	Baffle-Air	11	120-4578	3	Nut-HF
5	3256-51	4	Washer-Flat	12	115-9830	1	Screw-HSBH
6	125-9696	1	Link-Baffle	13	3290-271	4	Rivet-Pop
7	121-8374	1	Mount-Cable	14	125-9699	4	Damper-Foam



## Cylinder Block Assembly

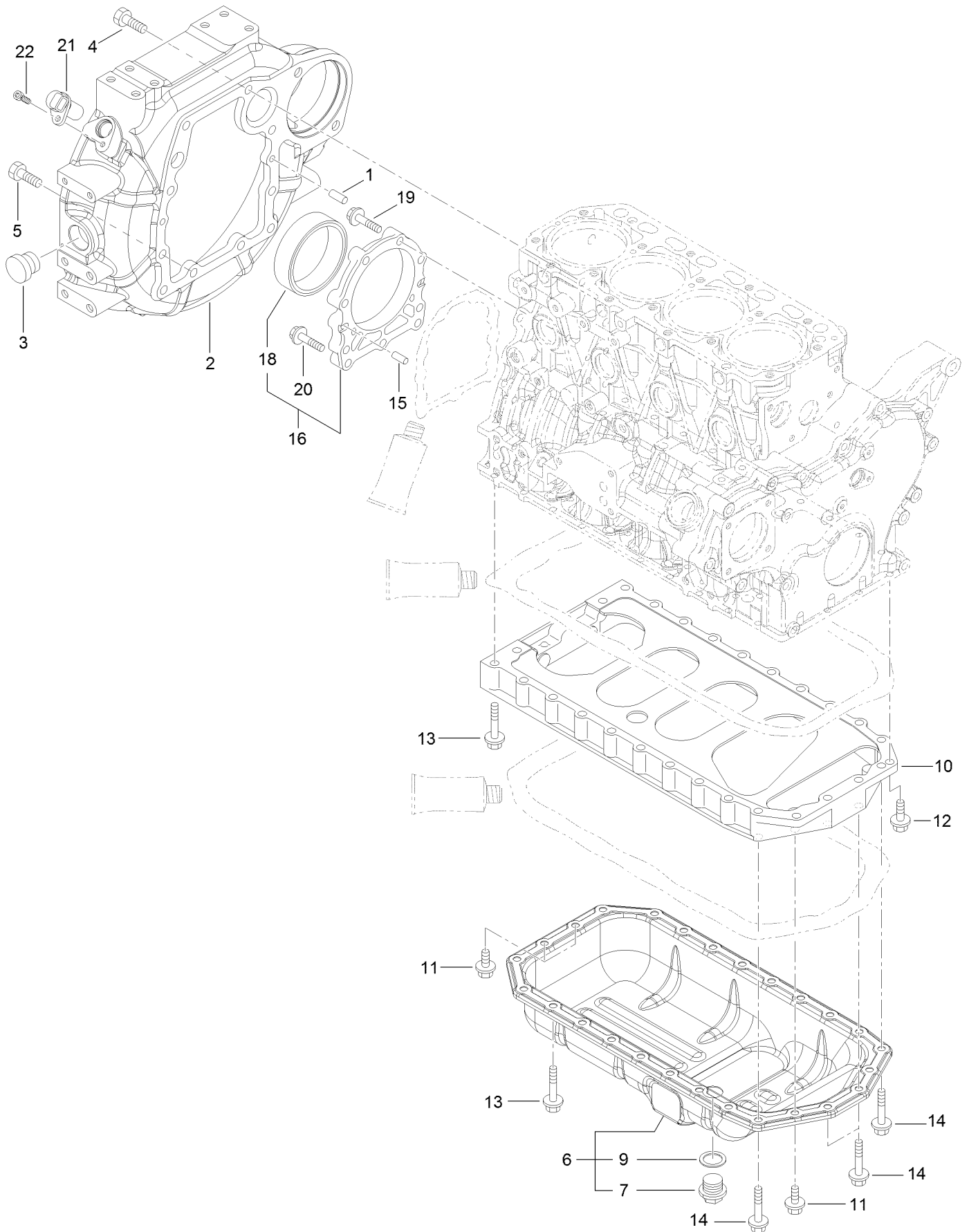
<i>Ref.</i>	<i>Part Number</i>	<i>Qty.</i>	<i>Description</i>	<i>Ref.</i>	<i>Part Number</i>	<i>Qty.</i>	<i>Description</i>
1	127-3127	1	Cylinder Block ASM	13	125-6973	1	Plug
4	125-6980	1	Plug	14	125-7237	1	Plug
5	125-7170	1	Plug	24	125-7010	2	Metal-Thrust
6	125-7007	10	Bolt	27	125-7006	18	Bolt
9	125-7108	1	Bushing	28	127-3126	1	Gasket-Head, Cylinder
10	125-7239	8	Plug	29	125-6981	5	Metal-Main
11	125-6969	1	Plug	32	125-7009	5	Metal-Main (0.25)
12	125-6973	2	Plug	35	125-7011	1	Metal-Thrust (0.25)



## Gear Housing Assembly

<i>Ref.</i>	<i>Part Number</i>	<i>Qty.</i>	<i>Description</i>	<i>Ref.</i>	<i>Part Number</i>	<i>Qty.</i>	<i>Description</i>
1	127-3023	1	Case-Gear	11	125-6944	1	Seal-Oil
2	125-6995	2	Pin	12	125-6977	1	Cover
3	125-6972	1	Cover-Filler	13	125-7174	1	Washer-Seal
4	125-7107	2	Pipe	14	125-7214	4	Bolt
5	125-6909	2	O-Ring	15	125-7217	1	Bolt
6	127-2973	1	O-Ring	16	125-7218	7	Bolt
7	125-7197	1	O-Ring	17	125-7222	3	Bolt
8	125-7214	3	Bolt	18	125-7224	4	Bolt
9	127-3024	1	Gearcase Cover ASM				

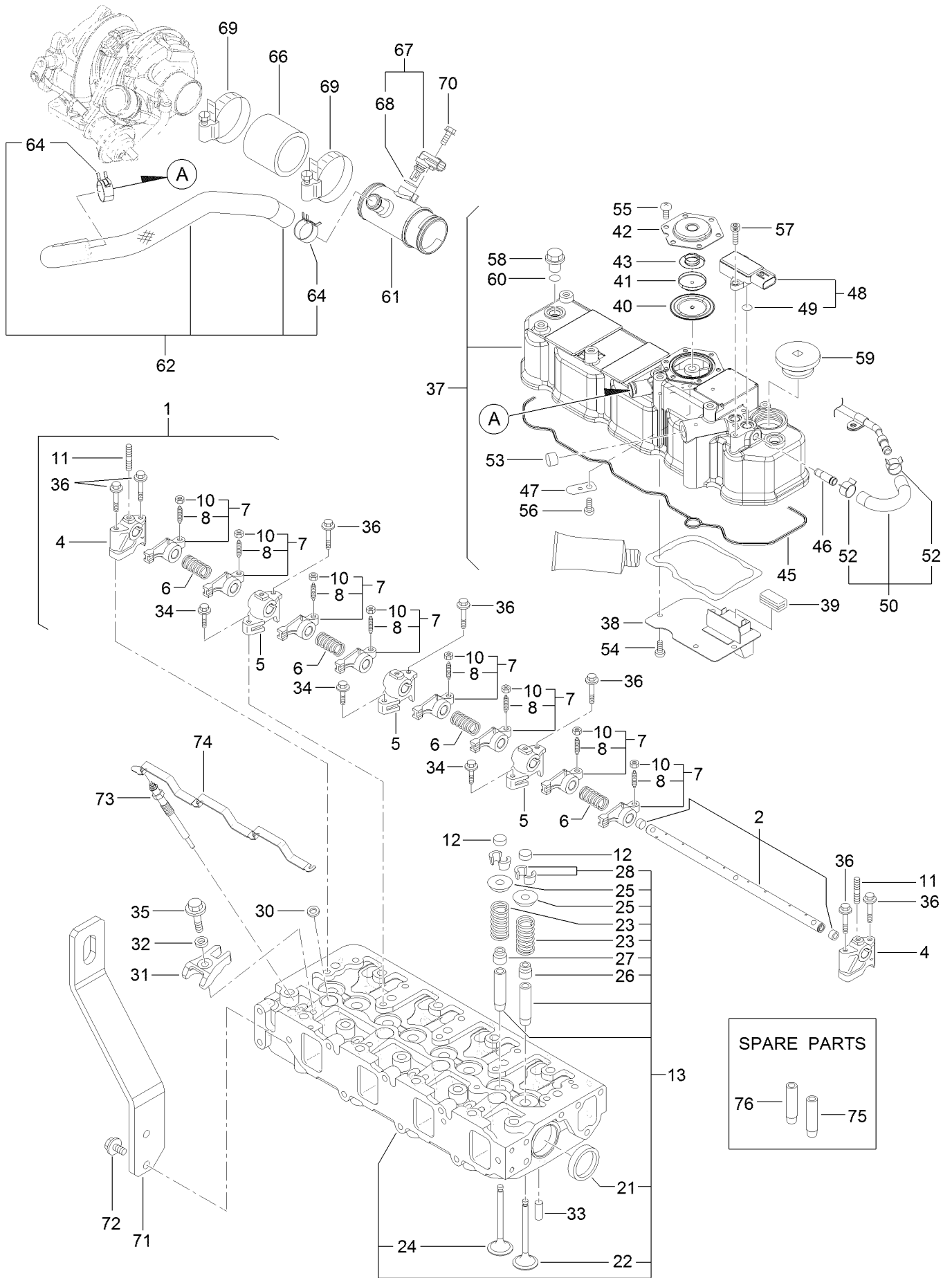
# Flywheel Housing and Oil Sump Assembly



## Flywheel Housing and Oil Sump Assembly (continued)

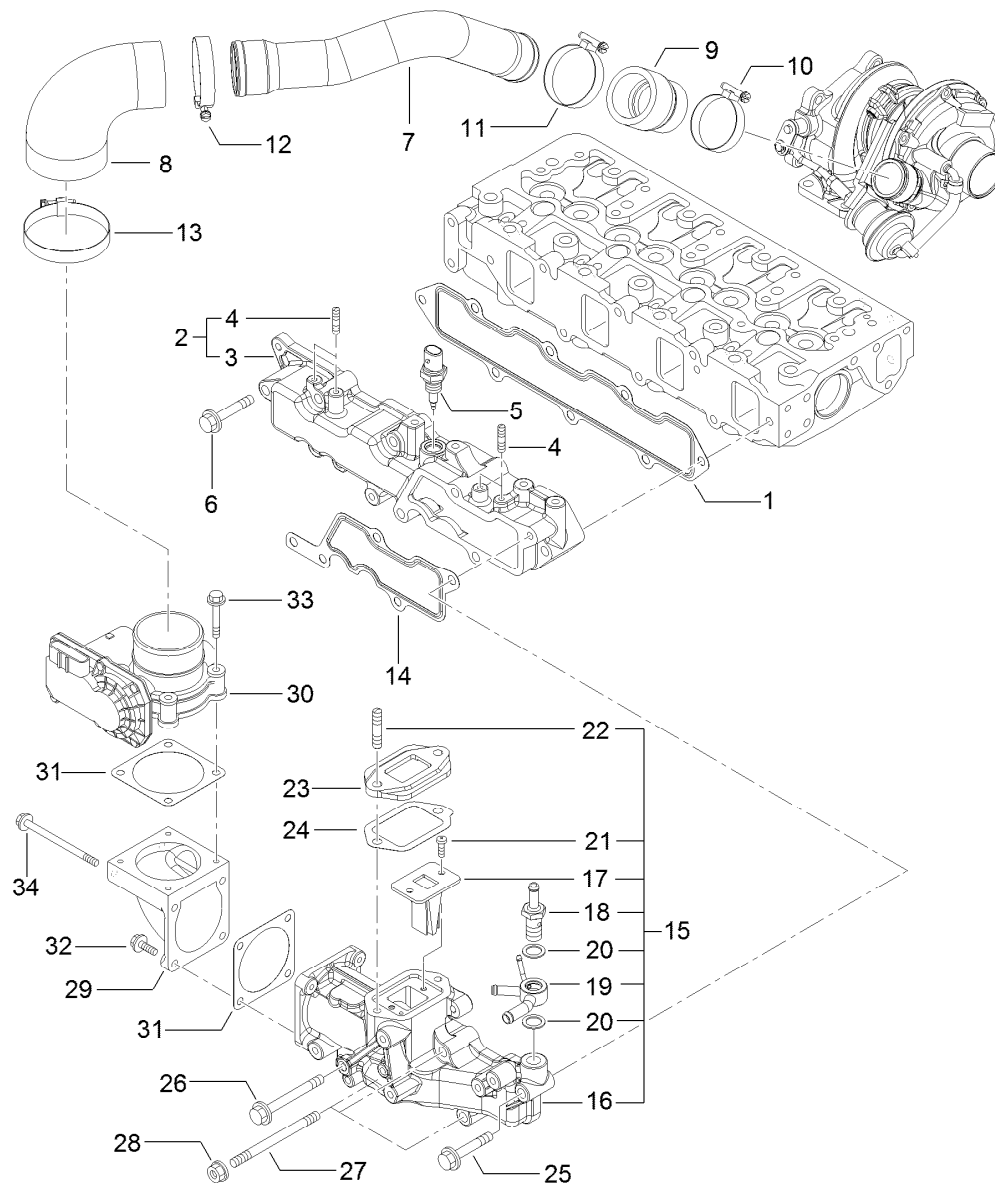
<i>Ref.</i>	<i>Part Number</i>	<i>Qty.</i>	<i>Description</i>	<i>Ref.</i>	<i>Part Number</i>	<i>Qty.</i>	<i>Description</i>
1	125-6995	2	Pin	12	125-7215	2	Bolt
2	127-3025	1	Housing-Flywheel	13	125-7219	20	Bolt
3	125-6910	1	Cap	14	125-7220	4	Bolt
4	125-7226	6	Bolt	15	125-6995	2	Pin
5	125-7227	4	Bolt	16	125-6996	1	Case ASM
6	138-7826	1	Oil Pan ASM	18	125-7106	1	Seal-Oil
7	125-6912	1	Plug-Drain	19	125-7045	6	Bolt
9	125-7177	1	Washer-Seal	20	125-7217	3	Bolt
10	125-7035	1	Spacer	21	127-3062	1	Sensor-Rev, Flywheel
11	125-7214	4	Bolt	22	127-3184	1	Bolt

# Cylinder Head and Cover Assembly



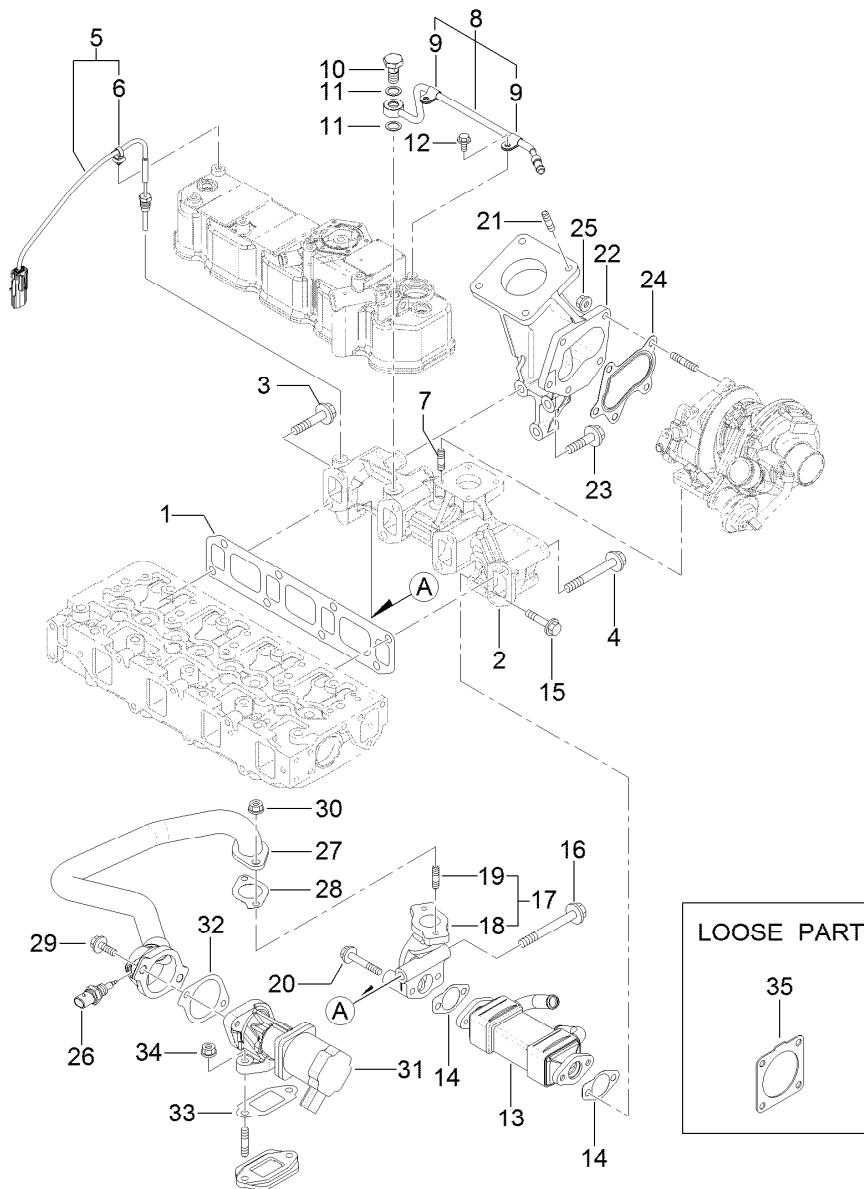
## Cylinder Head and Cover Assembly (continued)

<i>Ref.</i>	<i>Part Number</i>	<i>Qty.</i>	<i>Description</i>	<i>Ref.</i>	<i>Part Number</i>	<i>Qty.</i>	<i>Description</i>
1	127-3005	1	Shaft ASM	42	125-6961	1	Plate-Breather
2	127-3006	1	Shaft	43	125-6962	1	Spring-Diaphragm
4	127-2974	2	Support	45	127-3106	1	Gasket-Cover
5	127-2975	3	Support	46	127-3026	1	Joint
6	127-2995	4	Spring	47	125-6994	1	Spring
7	127-2989	8	Arm-Rocker	48	127-3029	1	Sensor-Pressure
8	125-7013	8	Screw-Adjust, Valve	49	127-3032	2	O Ring-Sensor, Pressure
10	125-7014	8	Nut	50	127-3040	1	Hose ASM
11	127-3183	3	Stud	52	127-3041	2	Clip-Hose
12	127-2996	8	Cap-Valve	53	125-6913	1	Plug
13	127-3132	1	Cylinder Head ASM	54	125-7186	4	Screw
21	125-7240	2	Plug	55	125-7186	6	Screw
22	127-2990	4	Valve	56	125-7186	1	Screw
23	127-3012	8	Spring	57	127-3184	2	Bolt
24	127-2994	4	Valve	58	125-6974	3	Knob
25	127-3013	8	Retainer-Spring	59	127-2978	1	Plug
26	127-2986	4	Seal-Stem, Valve	60	93-0418	3	O-Ring
27	127-3027	4	Seal-Stem, Valve	61	127-3128	1	Joint-Breather
28	127-3186	8	Pin-Cotter	62	127-3129	1	Breather Hose ASM
30	127-3021	4	Gasket-Injector	64	125-7040	2	Clip-Hose
31	127-3028	4	Retainer-Injector	66	127-3133	1	Hose-Intake
32	127-2980	4	Washer-Injector	67	127-3030	1	Sensor-Temp, Air
33	125-7184	2	Pin-Spring	68	127-3033	1	O-Ring
34	125-7215	3	Bolt	69	125-7190	2	Clamp-Hose
35	125-7217	4	Bolt	70	125-7208	1	Bolt
36	125-7220	7	Bolt	71	127-3130	1	Lifter-Engine
37	127-3131	1	Cylinder Head Cover ASM	72	125-7214	2	Bolt
38	127-2988	1	Plate	73	127-2991	4	Plug-Glow
39	125-7012	1	Baffle	74	127-3123	1	Connector-Glow Plug
40	125-6959	1	Diaphragm	75	127-2979	4	Guide
41	125-6960	1	Plate	76	127-2997	4	Guide-Valve



## Suction Manifold Assembly

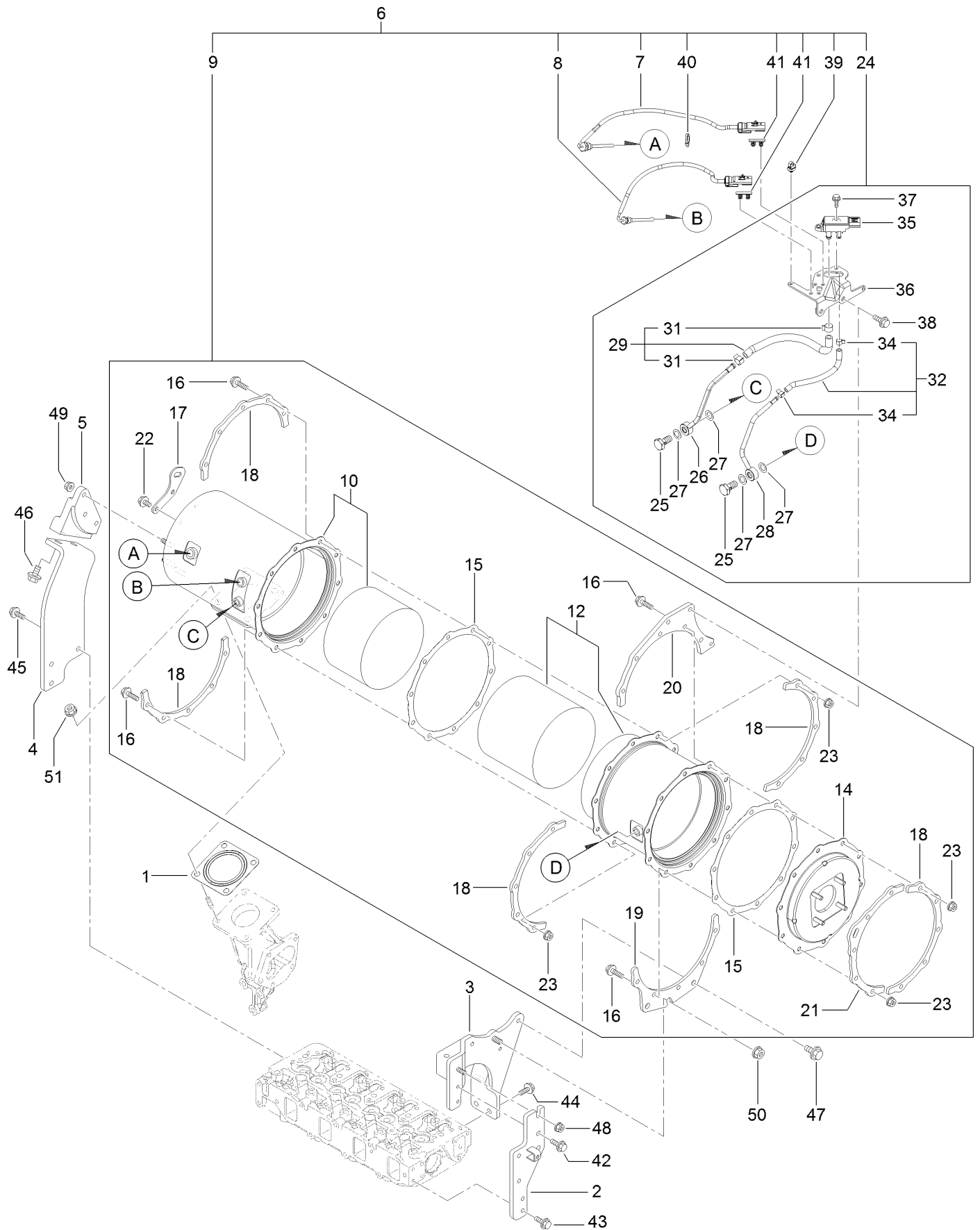
Ref.	Part Number	Qty.	Description	Ref.	Part Number	Qty.	Description
1	127-3107	1	Gasket-Manifold, Intake	18	127-3080	1	Joint-Hose
2	127-3135	1	Intake Manifold ASM	19	127-3081	1	Joint-Hose
3	127-3134	1	Manifold-Intake	20	127-3166	2	Washer-Seal
4	127-3180	4	Stud	21	127-3168	2	Screw
5	127-3031	1	Sensor-Temp, Air	22	127-3181	2	Stud
6	125-7220	5	Bolt	23	127-3045	1	Spacer-Valve, E G R
7	127-3152	1	Duct-Suction	24	127-3046	1	Gasket-E G R
8	127-3096	1	Joint-Rubber	25	125-7220	1	Bolt
9	127-3153	1	Joint-Rubber	26	127-3178	1	Bolt
10	125-7189	1	Clamp-Hose	27	127-3182	3	Stud
11	127-3170	1	Clamp-Hose	28	125-7229	3	Nut
12	125-7190	1	Clamp-Hose	29	127-3035	1	Bend-Inlet
13	127-3171	1	Clamp-Hose	30	127-3036	1	Body-Throttle
14	127-3034	1	Gasket-Collector	31	127-3037	2	Gasket-Throttle
15	127-3093	1	Intake Collector ASM	32	125-7209	2	Gasket
16	127-3092	1	Collector-Intake	33	125-7211	4	Bolt
17	127-3139	1	Valve-Reed	34	127-3177	2	Bolt



## Exhaust Manifold Assembly

Ref.	Part Number	Qty.	Description	Ref.	Part Number	Qty.	Description
1	127-3108	1	Gasket-Manifold, Exhaust	19	125-7043	2	Stud
2	127-3136	1	Manifold-Exhaust	20	125-7220	2	Bolt
3	127-3094	1	Bolt	21	127-2984	4	Stud
4	127-3044	7	Bolt-M10	22	127-3137	1	Pipe-Exhaust
5	127-3140	1	Sensor-Temp, Exhaust	23	127-3138	3	Bolt-Flange
6	127-3087	1	Band-Clip	24	125-7071	1	Gasket
7	125-7043	4	Stud	25	125-7229	5	Nut
8	127-3038	1	Exhaust Pipe ASM	26	127-3047	1	Sensor-Gas Temp, E G R
9	127-3173	2	Clamp	27	127-3109	1	E G R Pipe ASM
10	127-3039	1	Bolt-Joint, Pipe	28	127-3016	1	Gasket
11	127-3174	2	Gasket	29	125-7215	2	Bolt
12	125-7206	2	Bolt	30	125-7229	2	Nut
13	127-3042	1	Cooler-E G R	31	127-3110	1	Valve-E G R
14	127-3043	2	Gasket-Cooler, E G R	32	127-3050	1	Gasket-Intake Valve, E G R
15	127-2976	2	Bolt	33	127-3051	1	Gasket-Out Valve, E G R
16	127-3022	1	Bolt-Flange	34	125-7229	2	Nut
17	127-3048	1	E G R Pipe ASM	35	127-3019	1	Gasket
18	127-3049	1	Pipe-Out, E G R				

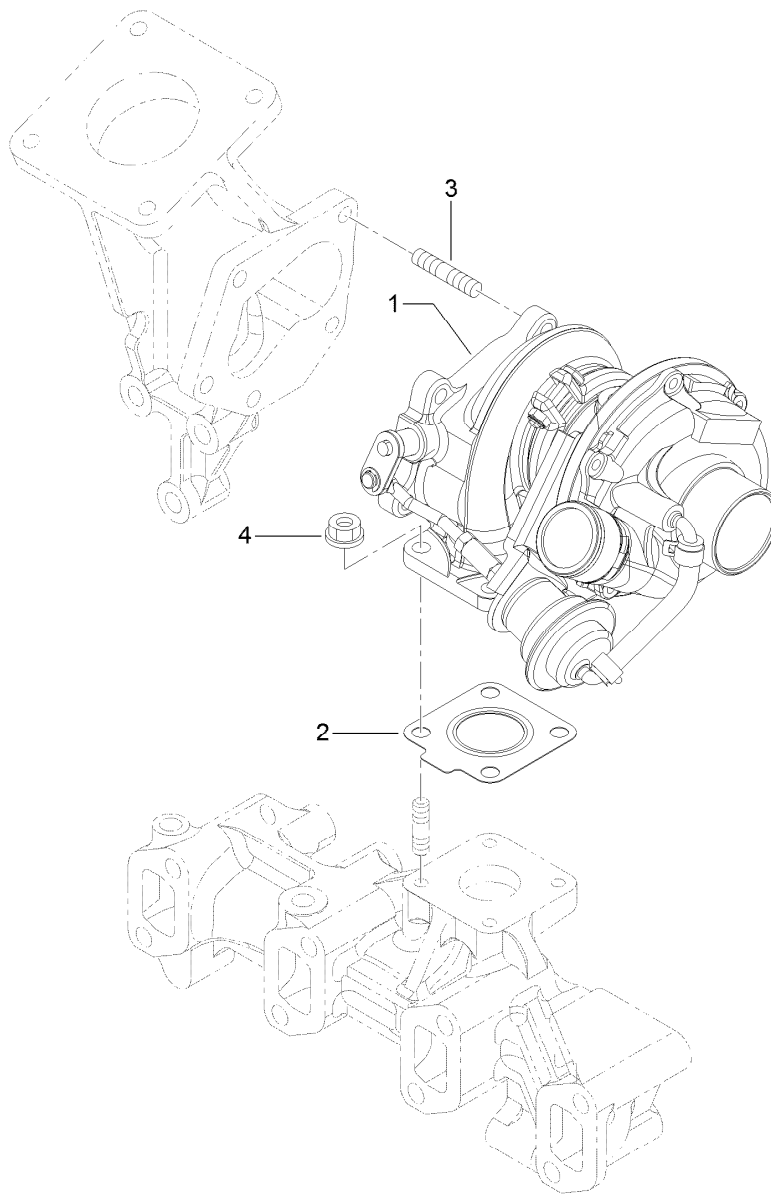
# Diesel Particulate Filter Assembly



## Diesel Particulate Filter Assembly (continued)

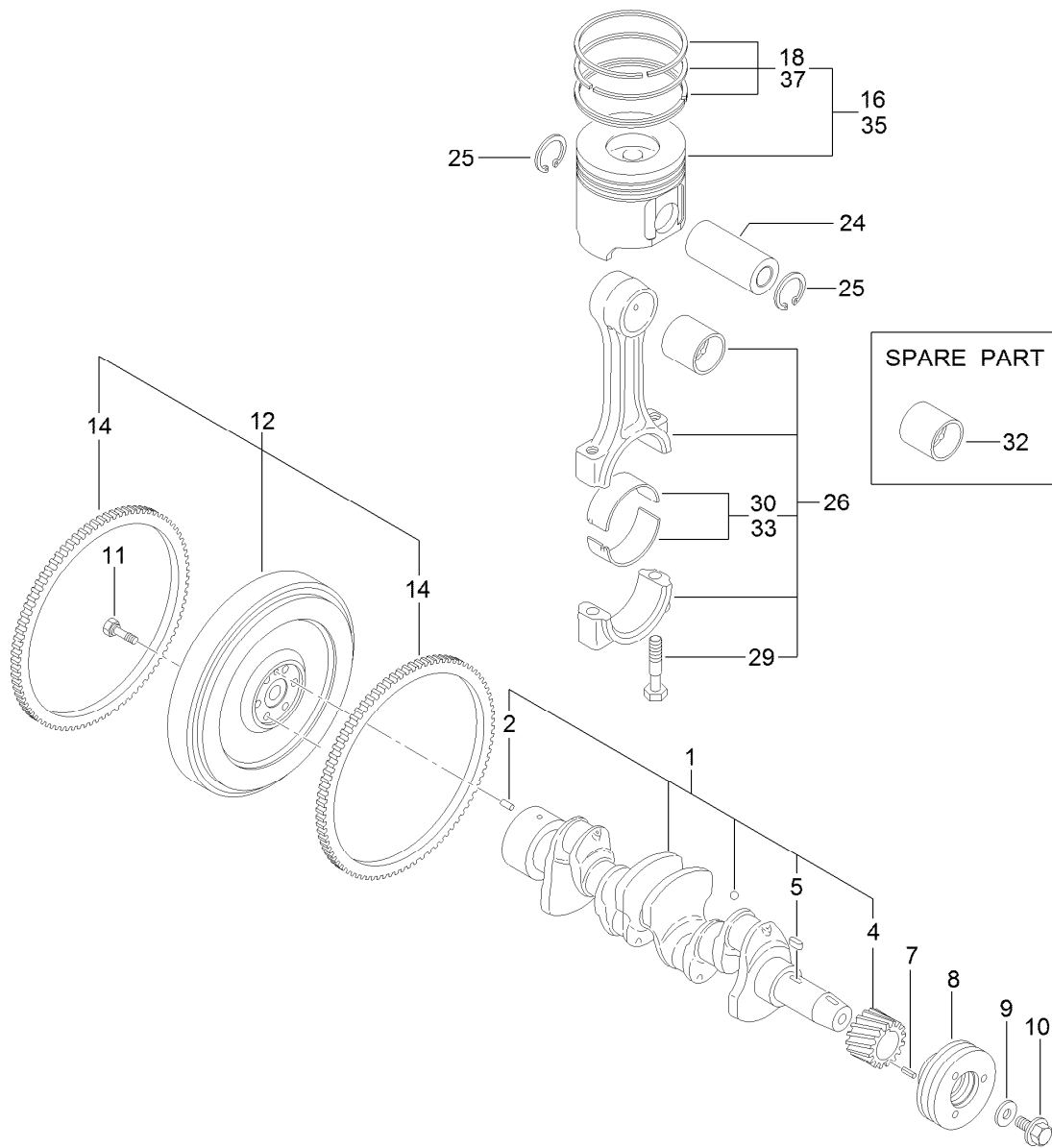
<i>Ref.</i>	<i>Part Number</i>	<i>Qty.</i>	<i>Description</i>	<i>Ref.</i>	<i>Part Number</i>	<i>Qty.</i>	<i>Description</i>
1	127-2987	1	Gasket-Silencer	27	127-3056	4	Gasket-Sensor
2	127-3095	1	Stay-D P F	28	127-3165	1	Exhaust Pressure Pipe ASM
3	127-3148	1	Stay- D P F	29	127-3114	1	Exhaust Hose ASM
4	127-3149	1	Stay-D P F	31	127-3057	2	Clip-Hose
5	127-3150	1	Stay-D P F	32	127-3059	1	Exhaust Pressure Hose ASM
6	127-3159	1	D P F Unit	34	127-3058	2	Clip-Hose
7	127-4764	1	Sensor-Temp, Exhaust	35	127-3060	1	Sensor-Pressure
8	127-3112	1	Sensor-Temp, Exhaust	36	127-3061	1	Bracket-Sensor, Pressure
9	127-3157	1	D P F ASM	37	125-7208	2	Bolt
10	127-3141	1	Case-Doc	38	125-7595	2	Bolt
12	127-3142R	1	Case-Filter, Soot-Recon	39	127-3087	1	Band-Clip
12	127-3142	1	Case-Filter, Soot	40	127-3124	1	Band
14	127-3143	1	Flange-Outlet	41	127-3088	2	Clip-Connector
15	127-3162	2	Gasket-D P F	42	125-7595	2	Bolt
16	127-3055	20	Bolt	43	125-7595	2	Bolt
17	127-3144	1	Lifter-D P F	44	125-7595	2	Bolt
18	127-3145	5	Stiffener-D P F, A	45	125-7595	3	Bolt
19	127-3146	1	Stiffener-D P F, B	46	127-3179	2	Bolt
20	127-3158	1	Stiffener-D P F, D	47	127-3179	2	Bolt
21	127-3147	1	Stiffener-D P F, C	48	125-7229	1	Nut
22	125-7213	2	Bolt	49	125-7229	3	Nut
23	125-7229	20	Nut	50	125-7230	1	Nut
24	127-3163	1	Pressure Sensor Unit	51	125-7230	4	Nut
25	127-3039	2	Bolt-Joint, Pipe				
26	127-3164	1	Exhaust Pressure Pipe ASM				





## Turbine Assembly

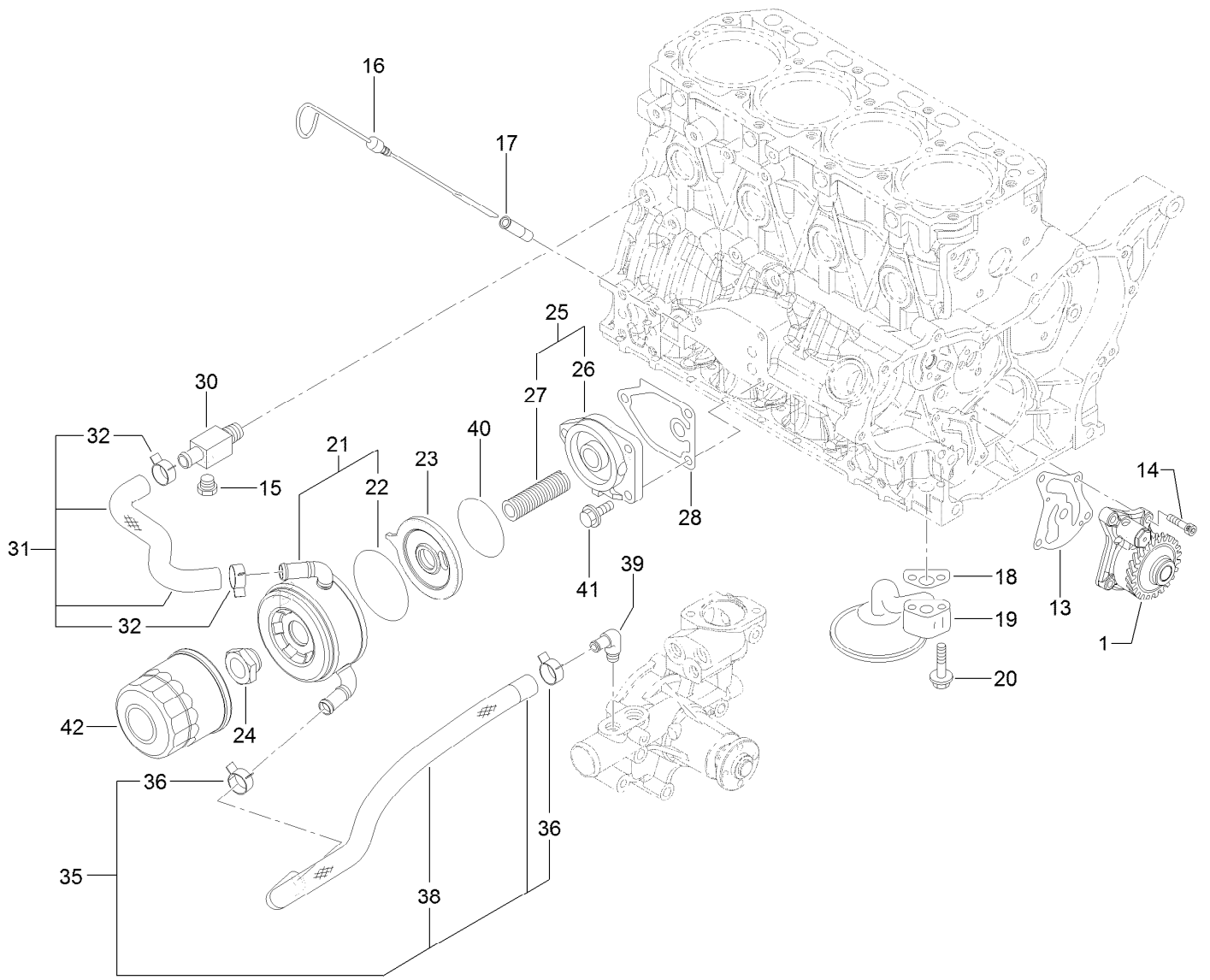
<i>Ref.</i>	<i>Part Number</i>	<i>Qty.</i>	<i>Description</i>
1	127-3151	1	Turbine ASM
2	125-7070	1	Gasket
3	125-6906	5	Stud
4	125-7229	4	Nut



## Crankshaft and Piston Assembly

<i>Ref.</i>	<i>Part Number</i>	<i>Qty.</i>	<i>Description</i>
1	125-7091	1	Crankshaft ASM
2	125-6995	1	Pin
4	125-6937	1	Gear
5	125-7185	1	Key
7	125-7182	1	Pin-Spring
8	125-6925	1	V-Pulley
9	125-7109	1	Washer
10	125-6956	1	Bolt
11	125-6951	6	Bolt
12	127-3160	1	Flywheel ASM
14	125-6943	1	Gear

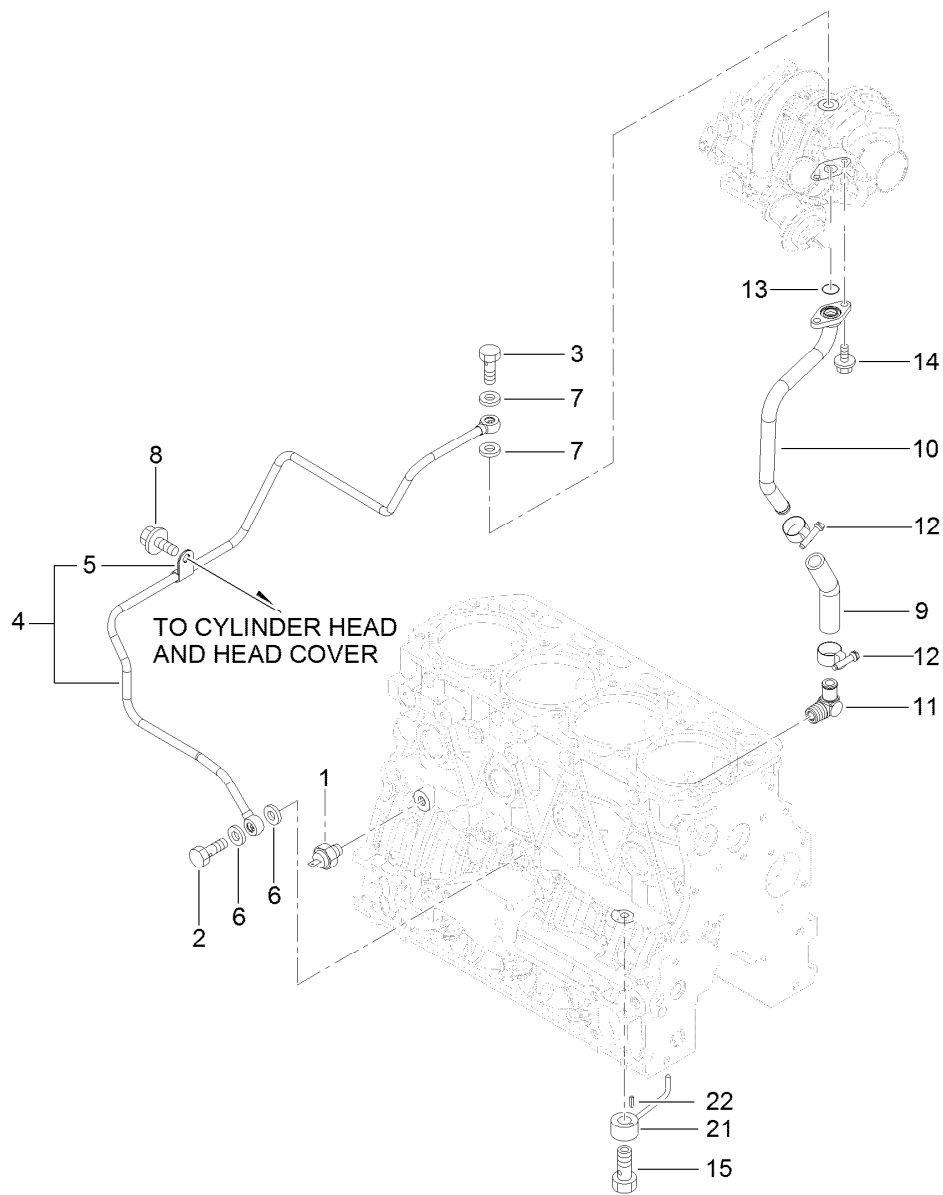
<i>Ref.</i>	<i>Part Number</i>	<i>Qty.</i>	<i>Description</i>
16	127-3097	4	Piston ASM
18	127-3098	4	Piston Ring ASM
24	125-7030	4	Pin
25	125-7180	8	Ring
26	125-7242	4	Connecting Rod ASM
29	125-6955	8	Bolt
30	125-7018	4	Pin-Crank
32	125-6997	4	Pin-Piston
33	125-7019	4	Pin-Crank (.25)
35	127-3099	4	Piston ASM (0.25 O.S.)
37	127-3100	4	Piston Ring ASM (0.25 O.S.)



## Lubrication and Oil System Assembly

Ref.	Part Number	Qty.	Description
1	127-3101	1	Oil Lube Pump ASM
13	127-3004	1	Gasket
14	125-7232	4	Bolt
15	125-7171	1	Plug-Drain
16	125-6987	1	Dipstick
17	125-6954	1	Guide-Dipstick
18	125-7022	1	Gasket
19	125-7023	1	Pipe ASM
20	125-7217	2	Bolt
21	127-3014	1	Cooler ASM
22	127-2985	1	O-Ring
23	127-3015	1	Bracket-Cooler
24	125-7041	1	Nut-Cooler, Oil
25	127-3009	1	Bracket ASM

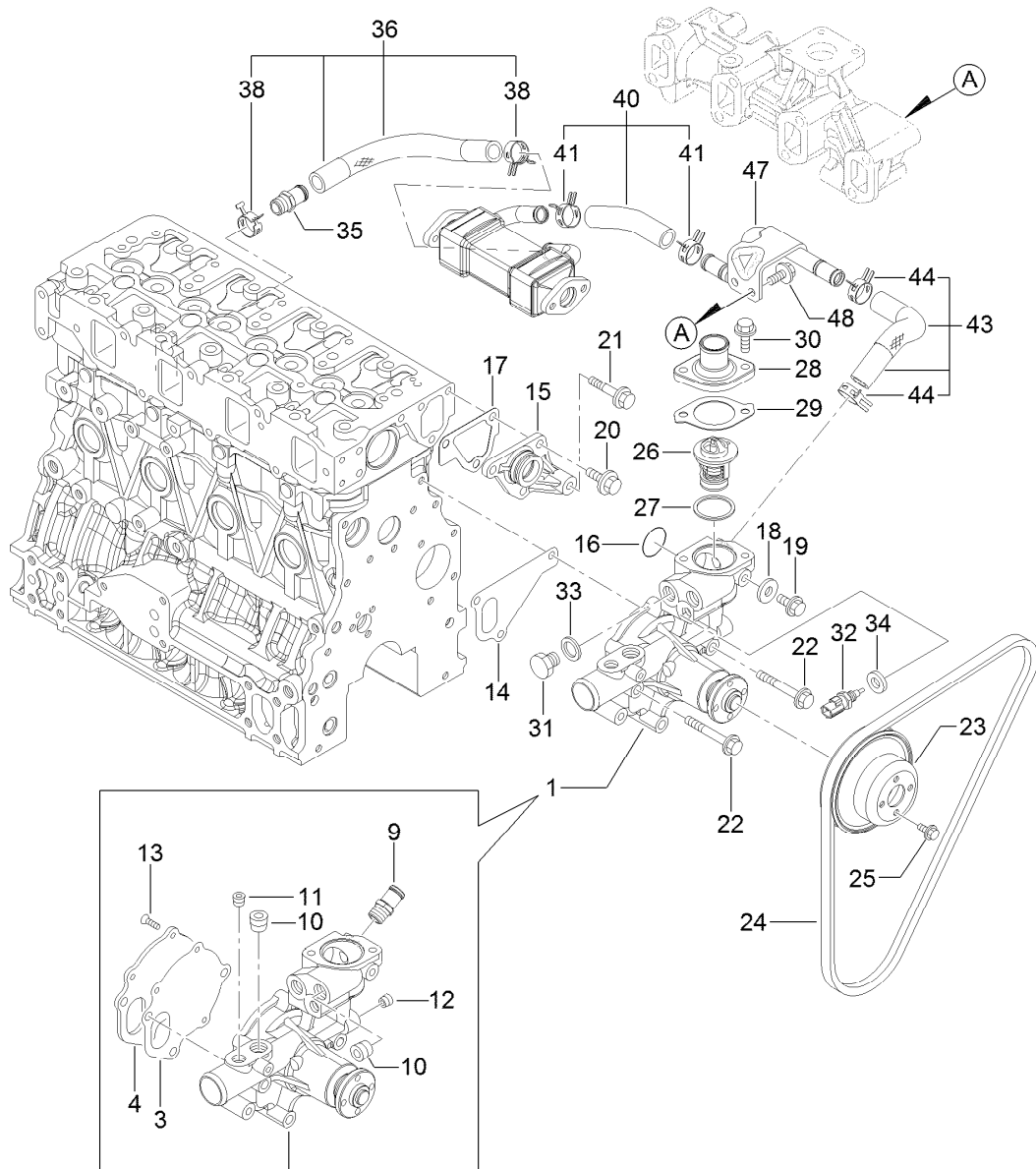
Ref.	Part Number	Qty.	Description
26	125-6930	1	Bracket
27	127-3010	1	Stud
28	125-7024	1	Gasket
30	125-6990	1	Joint
31	127-3102	1	Pipe-Cooling, Water
32	125-7162	2	Clip
35	127-3103	1	Hose-Cooling, Water
36	125-7162	2	Clip
38	127-3007	1	Tube
39	125-7001	1	Elbow
40	127-3176	1	O-Ring
41	125-7595	3	Bolt
42	125-7025	1	Filter-Engine, Oil



## Lubrication Oil Line Assembly

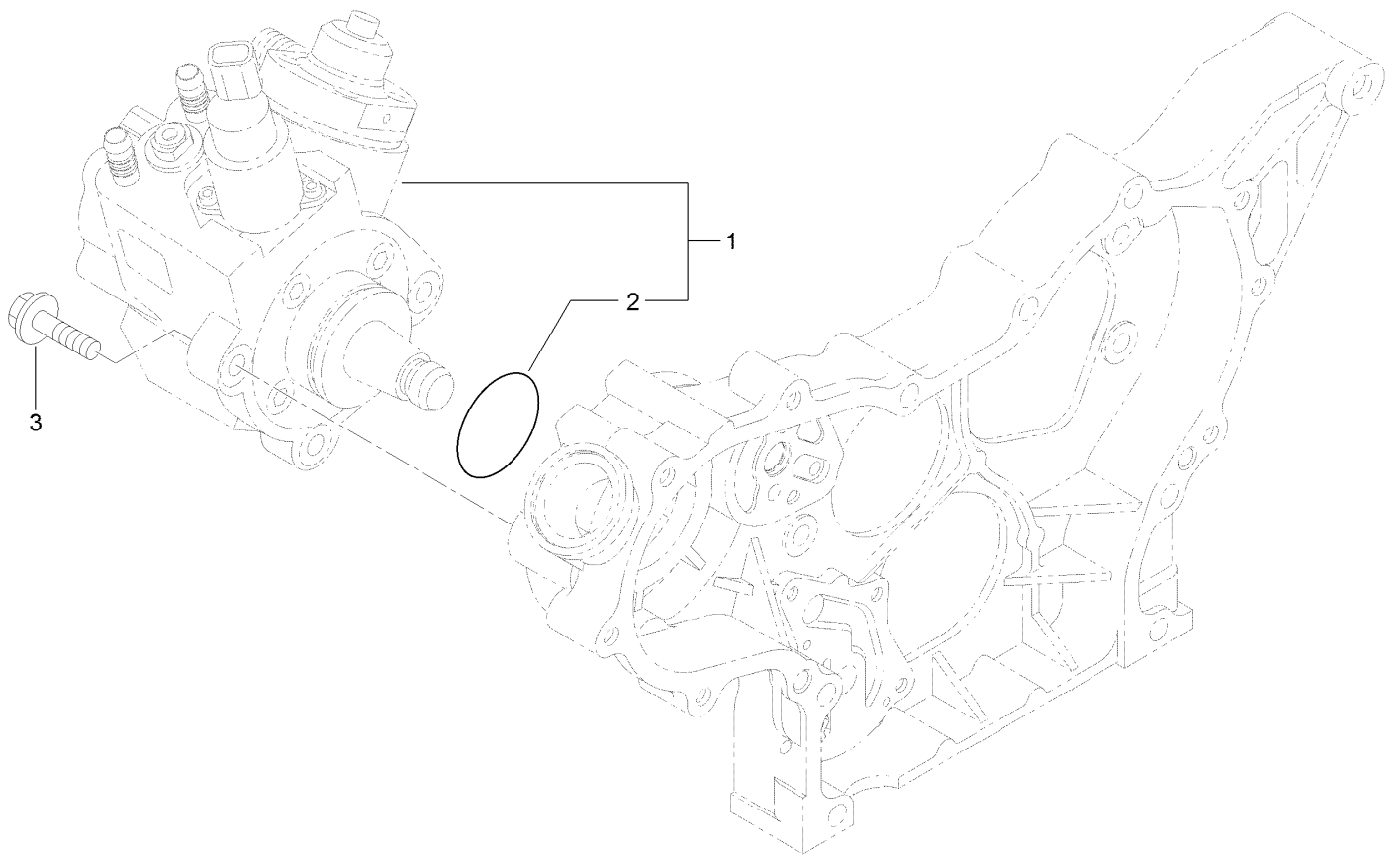
Ref.	Part Number	Qty.	Description
1	125-6918	1	Switch-Oil
2	125-6975	1	Bolt-Joint, Pipe
3	125-6952	1	Bolt-Joint, Pipe
4	127-3154	1	Lube Oil Pipe ASM
5	125-6976	1	Retainer
6	125-7175	2	Washer-Seal
7	125-7193	2	Gasket
8	93-0362	1	Bolt
9	127-2992	1	Joint

Ref.	Part Number	Qty.	Description
10	127-3155	1	Pipe-Lube, Oil
11	127-3003	1	Elbow
12	127-3169	2	Clamp-Hose
13	125-7198	1	O-Ring
14	125-7208	2	Bolt
15	125-7105	4	Check Valve ASM
21	125-7098	4	Nozzle
22	125-7182	4	Pin-Spring



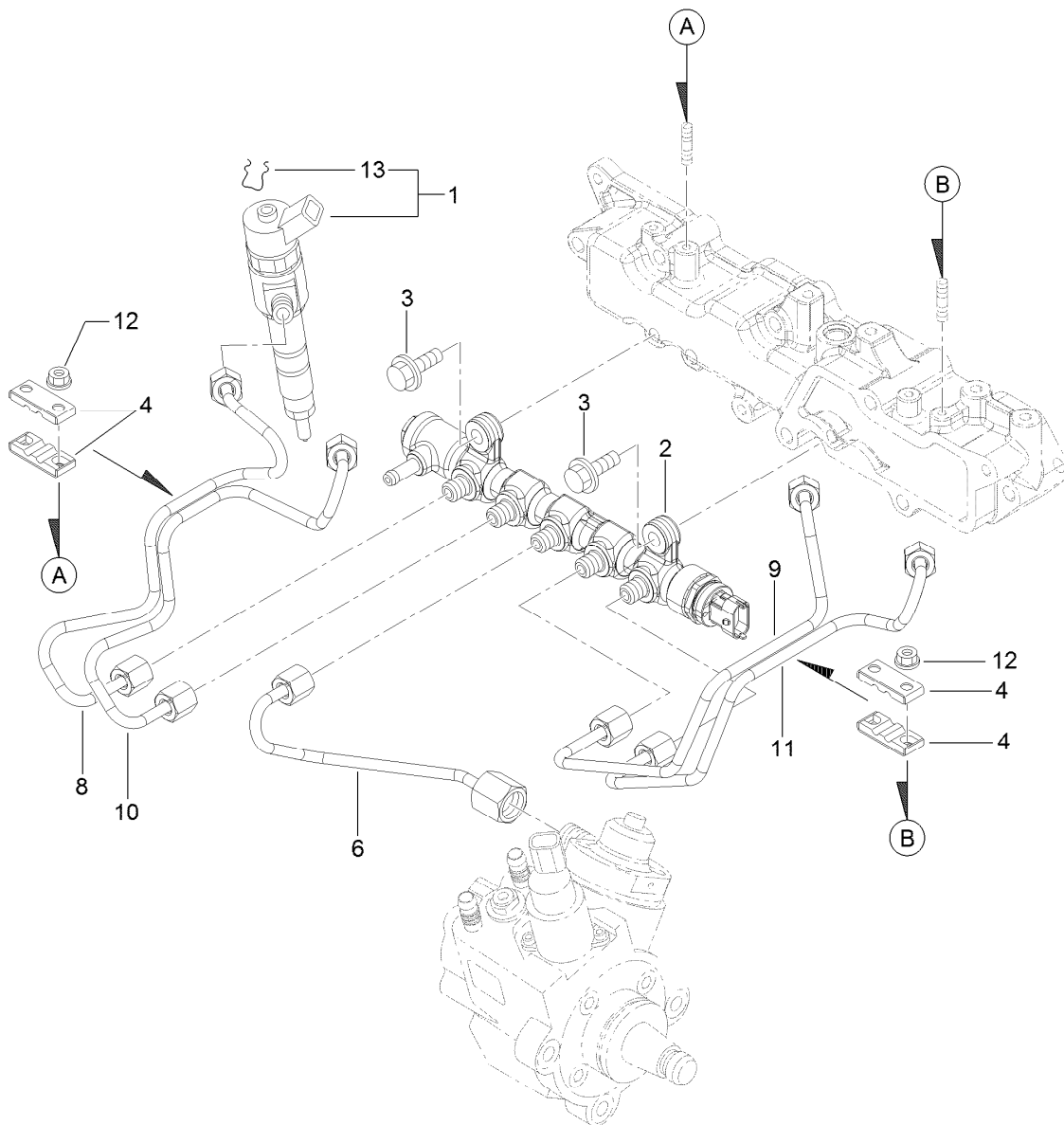
## Cooling Water System Assembly

Ref.	Part Number	Qty.	Description	Ref.	Part Number	Qty.	Description
1	127-3071	1	Water Pump ASM	25	125-7206	4	Bolt
3	125-6998	1	Gasket	26	125-7029	1	Thermostat
4	125-6999	1	Plate	27	125-7026	1	Gasket
9	127-3017	1	Joint	28	125-7034	1	Cover
10	125-7123	2	Plug	29	125-7110	1	Gasket
11	127-3175	1	Plug	30	125-7594	2	Bolt
12	125-7195	1	Plug	31	125-6953	1	Plug
13	125-7234	3	Screw	32	125-7124	1	Sensor-Thermostat, CW
14	125-7047	1	Gasket	33	125-6979	1	Gasket
15	125-6986	1	Joint	34	125-7176	1	Washer-Seal
16	125-7048	1	O-Ring	35	127-3017	1	Joint
17	125-6978	1	Gasket	36	127-3072	1	Water In Pipe ASM
18	125-7192	1	Gasket	38	127-3020	2	Clip-Hose
19	93-0362	1	Bolt	40	127-3115	1	Water Out Pipe ASM
20	125-7214	3	Bolt	41	127-3020	2	Clip-Hose
21	125-7219	1	Bolt	43	127-3116	1	Water Out Pipe ASM
22	125-7222	3	Bolt	44	127-3020	2	Clip-Hose
23	125-7039	1	V-Pulley	47	127-3117	1	Pipe-Out, CW
24	127-2998	1	V-Belt	48	125-7214	2	Bolt



## Fuel System Assembly

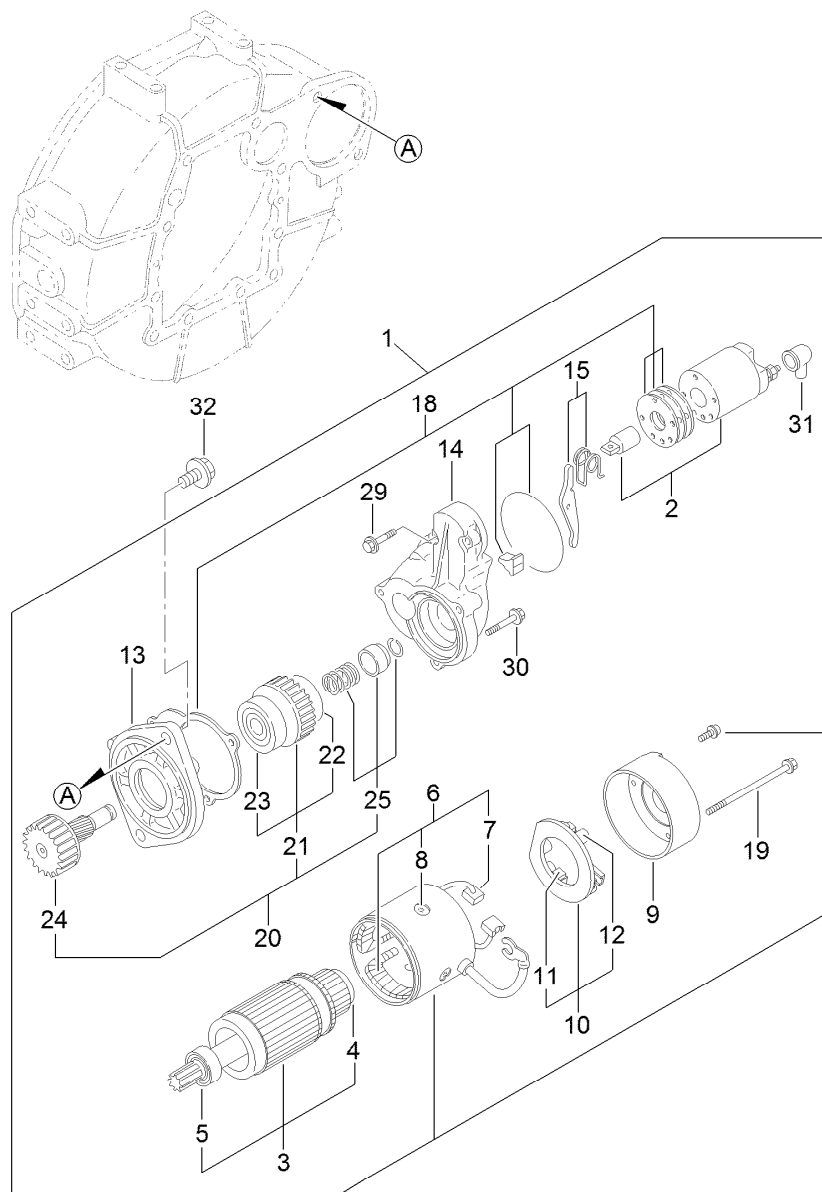
<i>Ref.</i>	<i>Part Number</i>	<i>Qty.</i>	<i>Description</i>
1	127-3073	1	Fuel Pump ASM
2	127-3074	1	O-Ring
3	125-7216	3	Bolt



## Fuel Injection Valve Assembly

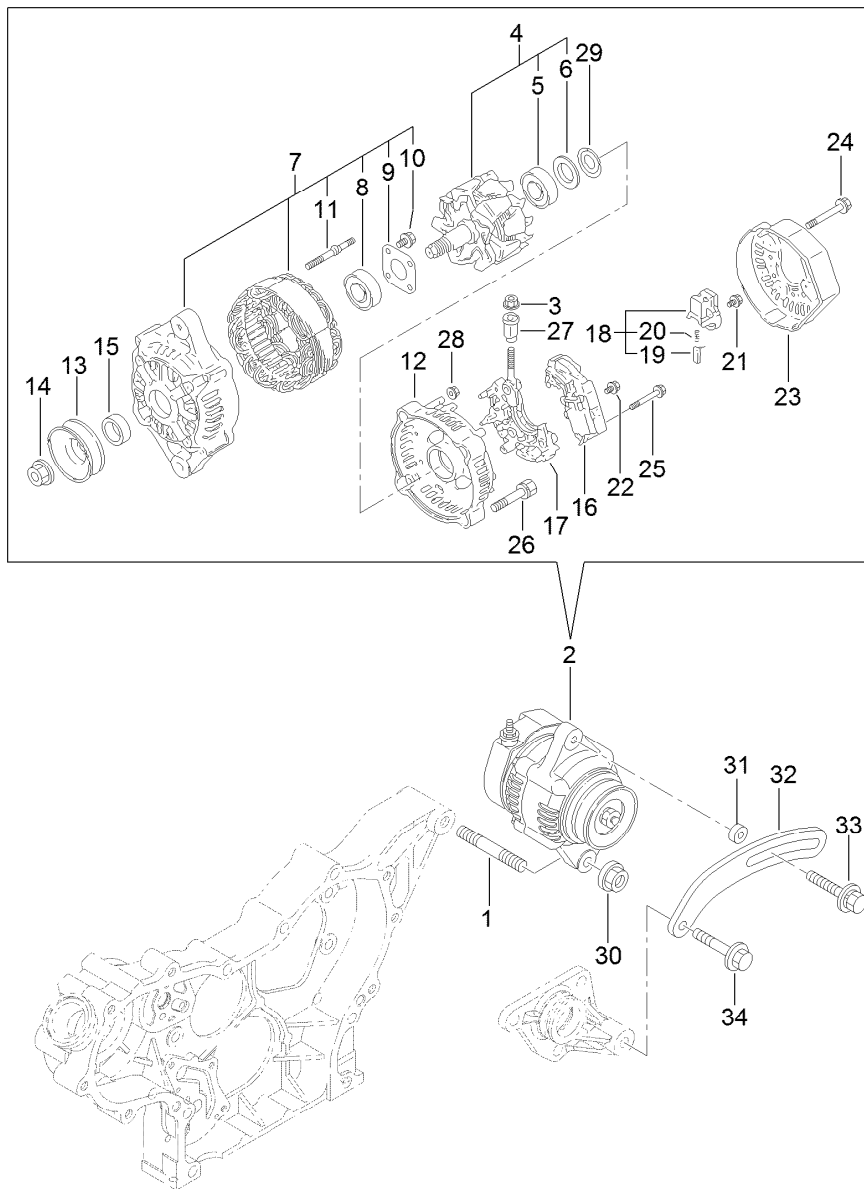
Ref.	Part Number	Qty.	Description
1	127-3104	4	Injector ASM
2	127-3118	1	Rail ASM
3	125-7215	2	Bolt
4	127-2982	4	Retainer
6	127-3082	1	Rail In Pipe ASM
8	127-3121	1	Injection Pipe ASM
9	127-3083	1	Injection Pipe ASM
10	127-3122	1	Injection Pipe ASM
11	127-3084	1	Injection Pipe ASM
12	125-7231	4	Nut
13	130-7430	4	Ring-Retaining





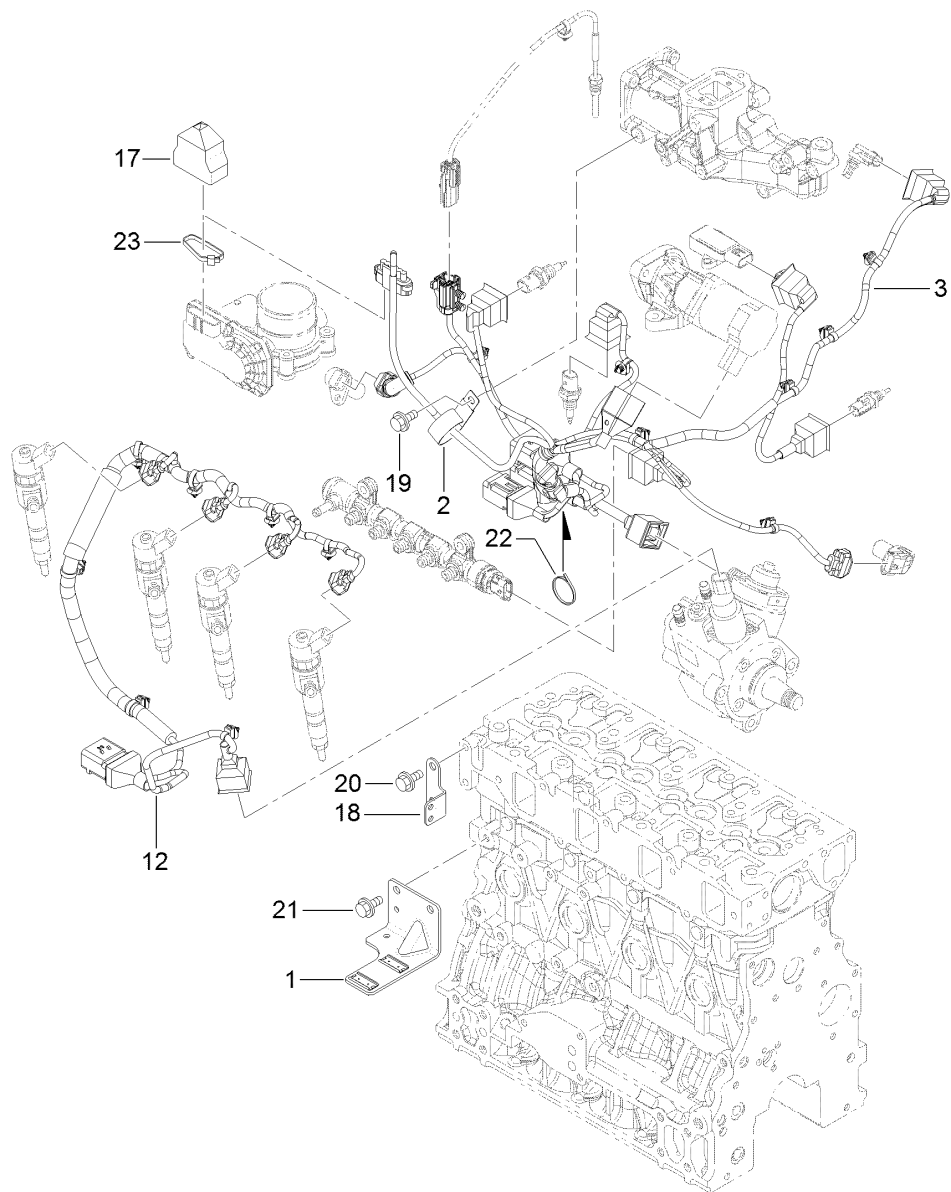
## Starting Motor Assembly

<i>Ref.</i>	<i>Part Number</i>	<i>Qty.</i>	<i>Description</i>	<i>Ref.</i>	<i>Part Number</i>	<i>Qty.</i>	<i>Description</i>
1	125-7003	1	Starter	15	125-7165	1	Lever Set
2	125-7004	1	Switch ASM	18	125-7037	1	Dust Cover ASM
3	125-7112	1	Armature ASM	19	125-7117	2	Bolt-Through
4	125-7252	1	Bearing-Ball	20	125-7166	1	Pinion ASM
5	125-7249	1	Bearing, Ball	21	125-7250	1	Clutch ASM
6	125-7113	1	Field Coil ASM	22	125-7251	1	Bearing-Ball
7	125-7114	2	Brush	23	125-7253	1	Bearing-Ball
8	125-7163	4	Screw	24	125-7167	1	Shaft
9	125-7115	1	Cover	25	125-7168	1	Stopper Set
10	125-7116	1	Brush Holder ASM	29	125-7210	2	Bolt
11	125-7114	2	Brush	30	125-7211	3	Bolt
12	125-7036	4	Spring	31	125-7169	1	Cover
13	125-7164	1	Case-Gear	32	125-7225	2	Bolt
14	125-7005	1	Housing				



## Generator Assembly

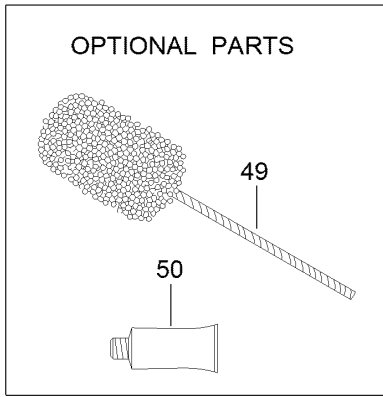
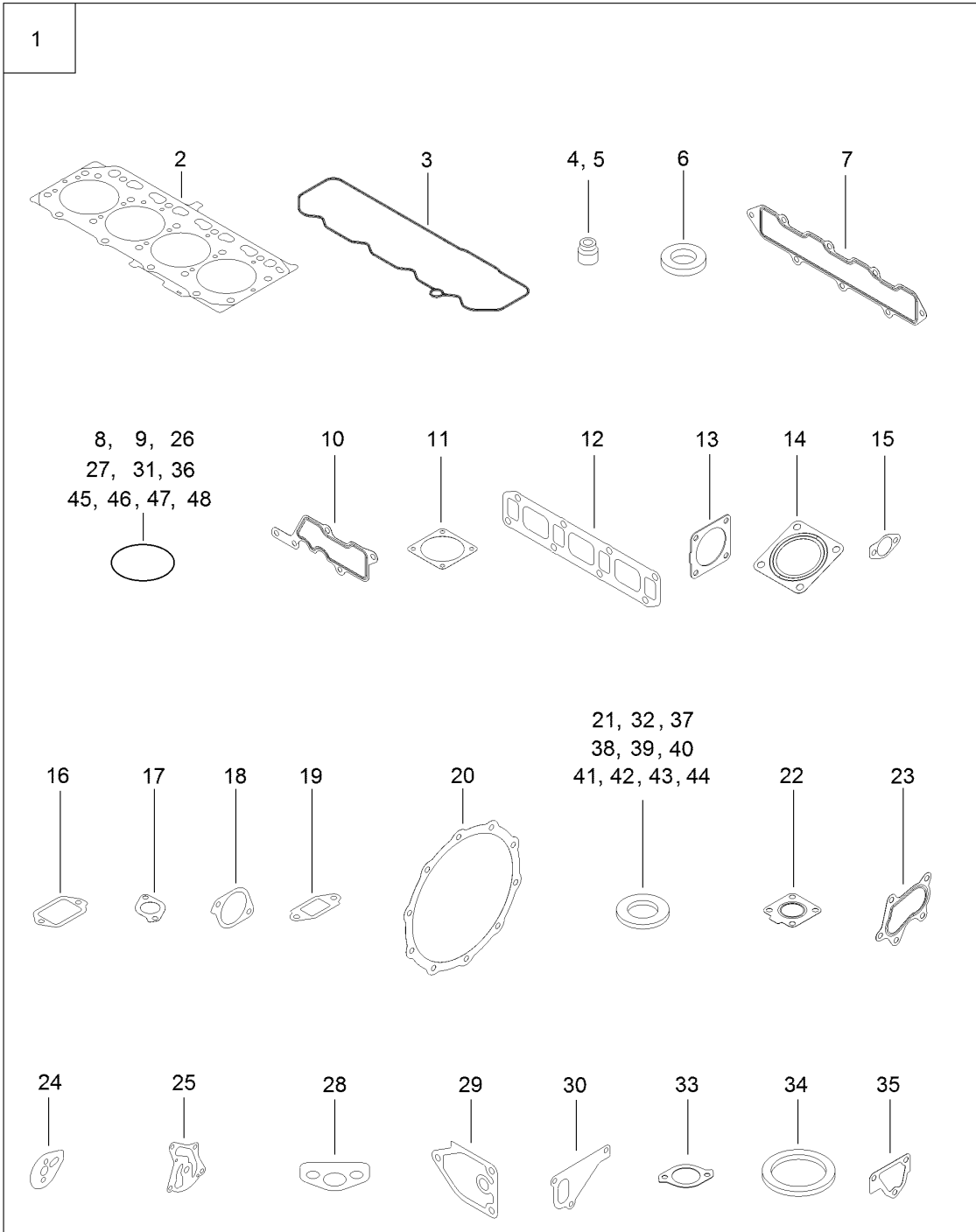
Ref.	Part Number	Qty.	Description	Ref.	Part Number	Qty.	Description
1	127-3011	1	Stud	18	127-2993	1	Holder
2	125-7120	1	Alternator-12V	19	127-2956	2	Brush ASM
3	127-3190	1	Nut	20	127-2964	2	Spring
4	127-2951	1	Rotor ASM	21	127-2965	6	Screw
5	127-2983	1	Bearing-Ball	22	127-2966	1	Screw
6	127-2962	1	Cover	23	127-2999	1	Cover
7	127-2952	1	Frame ASM	24	127-2967	3	Bolt
8	127-2958	1	Bearing-Ball	25	127-2968	2	Screw
9	127-2959	1	Plate-Retainer	26	127-2969	2	Bolt
10	127-2960	4	Screw	27	127-2970	1	Bushing-Insulation
11	127-2961	2	Stud	28	127-2971	2	Nut
12	127-2953	1	Frame ASM	29	127-2972	1	Washer
13	127-2954	1	Pulley	30	125-7230	1	Nut
14	127-2955	1	Nut	31	125-6947	1	Spacer
15	127-2957	1	Collar	32	127-2977	1	Adjuster
16	127-3002	1	Regulator ASM	33	125-7134	1	Bolt
17	127-2963	1	Holder	34	125-7219	1	Bolt



## Electric Parts Assembly

<b>Ref.</b>	<b>Part Number</b>	<b>Qty.</b>	<b>Description</b>
1	127-3086	1	Bracket-Connector
2	127-3018	1	Clip
3	127-3156	1	Harness B-E C O, Engine
12	127-3125	1	Harness C
17	127-3089	1	Boot-Type, Cap
18	127-3090	1	Bracket-Harness
19	93-0362	1	Bolt
20	93-0362	2	Bolt
21	93-0362	2	Bolt
22	127-3187	1	Band
23	127-3188	1	Band

# Gasket Set



## Gasket Set (continued)

<i>Ref.</i>	<i>Part Number</i>	<i>Qty.</i>	<i>Description</i>	<i>Ref.</i>	<i>Part Number</i>	<i>Qty.</i>	<i>Description</i>
1	127-3189	1	Gasket Kit	26	125-6909	2	O-Ring
2	127-3126	1	Gasket-Head, Cylinder	27	127-2973	1	O-Ring
3	127-3106	1	Gasket-Cover	28	125-7022	1	Gasket
4	127-2986	4	Seal-Stem, Valve	29	125-7024	1	Gasket
5	127-3027	4	Seal-Stem, Valve	30	125-7047	1	Gasket
6	127-3021	4	Gasket-Injector	31	125-7048	1	O-Ring
7	127-3107	1	Gasket-Manifold, Intake	32	125-6979	1	Gasket
8	127-3032	2	O Ring-Sensor, Pressure	33	125-7110	1	Gasket
9	127-3033	1	O-Ring	34	125-7026	1	Gasket
10	127-3034	1	Gasket-Collector	35	125-6978	1	Gasket
11	127-3037	2	Gasket-Throttle	36	127-3074	1	O-Ring
12	127-3108	1	Gasket-Manifold, Exhaust	37	125-7174	1	Washer-Seal
13	127-3019	1	Gasket	38	125-7175	2	Washer-Seal
14	127-2987	1	Gasket-Silencer	39	125-7176	1	Washer-Seal
15	127-3043	2	Gasket-Cooler, E G R	40	127-3166	2	Washer-Seal
16	127-3046	1	Gasket-E G R	41	125-7177	1	Washer-Seal
17	127-3016	1	Gasket	42	125-7192	1	Gasket
18	127-3050	1	Gasket-Intake Valve, E G R	43	125-7193	2	Gasket
19	127-3051	1	Gasket-Out Valve, E G R	44	127-3174	2	Gasket
20	127-3162	2	Gasket-D P F	45	93-0418	3	O-Ring
21	127-3056	4	Gasket-Sensor	46	125-7197	1	O-Ring
22	125-7070	1	Gasket	47	125-7198	1	O-Ring
23	125-7071	1	Gasket	48	127-3176	1	O-Ring
24	127-3069	1	Gasket-Idle, Shaft B	49	127-3000	1	Hone
25	127-3004	1	Gasket	50	125-7248	1	Gasket-Liquid

# Attachments and Accessories

## For 30636 Groundsmaster 4010 Rotary Mower

<b>Product Name</b>	<b>Model/Part</b>
Bumper Weight Assembly .....	106-4278-03
Blade-Atomic (21.75in) .....	107-0214-03
Atomic Blade Service Pack (7 Pack).....	108-1450
Blade-Flat Sail (21.75in) .....	110-6115-03
Flat Blade Service Pack (7 Pack).....	110-6130
MVP Blade Kit.....	117-2722
Backrest Extension Kit.....	119-7719
Large Seat Cover.....	120-5179
Premium Engine Oil 10w30 (55 Gallon Drum) .....	121-6392
Premium Engine Oil 10w30 (5 Gallon Pail) .....	121-6393
Premium Engine Oil 15w40 (55 Gallon Drum) .....	121-6394
Premium Engine Oil 15w40 (5 Gallon Pail) .....	121-6395
Roller Assembly.....	132-6113
Pivot Caster Scraper Kit.....	132-6114
PX Hydraulic Fluid (5 Gal) .....	133-8086
PX Hydraulic Fluid (55 Gal).....	133-8087
Skid Plate Kit .....	136-4360
Blade-Rotary, Medium Sail .....	136-4370-03
Tire-High Traction (20x10-10).....	136-4440
Tire-High Traction (26x12-12).....	136-4442
MVP Blade Kit.....	137-5500
8in Semi-Pneumatic Wheel ASM.....	137-5529
Wrench-Caster Cap/Latch .....	138-6367
Fuel Kit .....	139-1000
Guardian Recycler Conversion Kit.....	30420
Leaf Mulcher Kit.....	30422
CE Kit .....	30453
Right-Hand Replacement Mower.....	30476
Left-Hand Replacement Mower .....	30477
Front Deck .....	30479
Beacon Kit .....	30661
Light Adapter Kit .....	30691
Slope Sensor Kit.....	31252
Horn Kit.....	31511
Backup Alarm Kit .....	31512
4WD Manual Override Kit .....	31522
LED Work Light Kit, Groundsmaster or Reelmaster Traction Unit with Cab or 2 Post ROPS Extension Kit .....	31590
Turn Signal Kit, Cab.....	31671
NA Light Kit, Groundsmaster 4000 Series Rotary Mower.....	31693
1000 Hour Mvp Kit-Tier IV.....	44967
MVP Hydraulic Deck Hose Kit .....	44975
Blade (21.75in) .....	92-5608-03
8in Foam Filled Wheel ASM .....	93-5974

**Notes:**



**Count on it.**