

# TORO®

MODEL NO. 41020 &amp; 41080

SET-UP AND  
PARTS

## TURRET BODIES & NOZZLES FOR USE ON ALL SPRAY SYSTEMS

This information is provided for installation of the new turret nozzle bodies and Turbo TurfJet nozzles, on the boom sections of all spray systems. This Document supplements your spray system's Set-up and Parts catalog in assembling your spray system. This change will be effective November 1, 1997.

### Center Boom

1. Loosely attach the Double Barb Turret Body with the Turret Body Clamp in the approximate center of the Center Boom Pipe. For the most uniform spray coverage, position all Nozzles level as shown in Fig. 1.

2. Loosely attach a Single Barb Turret Body with a Turret Body Clamp to LH end of the Center Boom Pipe. Loosely attach the Threaded Barb Turret Body with a Turret Body Clamp to RH end of the Center Boom Pipe. See FIG. 1.

3. Place (2) hose clamps on the (2) 3/4" x 19" jumper Hoses and connect the two "end" Turret Bodies to the Double Barb Turret Body. Space Nozzles 20" apart and tighten fasteners securely.

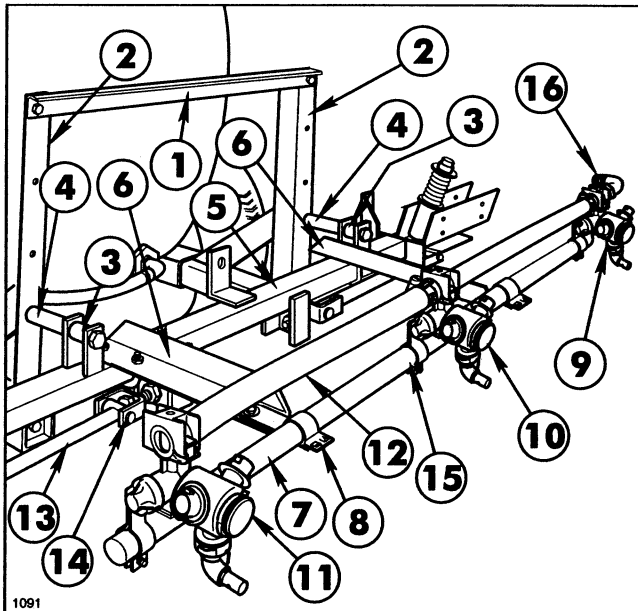


FIG. 1

- |                            |                             |
|----------------------------|-----------------------------|
| 1. Cross Support Angle     | 9. Threaded Turret Body     |
| 2. Boom Mount Ass'y.       | 10. Double Barb Turret Body |
| 3. Spacer Tube, 1" lg.     | 11. Single Barb Turret Body |
| 4. Spacer Tube, 1-1/4" lg. | 12. Jumper Hose             |
| 5. Main Frame Tube         | 13. Strut Assembly          |
| 6. Center Boom Angle       | 14. Adjustable Clevis       |
| 7. Center Boom Pipe        | 15. Nozzle Body Bracket     |
| 8. Boom Clamp              | 16. 90° 3/4" Hose Barb      |

4. Apply Teflon Tape and install the 90° 3/4" Hose Barb on the Threaded Barb Turret Body. See FIG. 1.

### Left and Right Boom Extensions:

5. Attach three Double Barb Turret Bodies and one single Barb Turret Body with Turret Body Clamp on each Extension Boom Pipe as shown in Fig. 2. Place Nozzles level and space 20" apart. Connect the Turret Bodies with the 3/4" x 19" Jumper Hoses and 3/4" x 21" Jumper Hoses. Secure with hose clamps. See FIG. 2.

**NOTE:** The (2) 3/4" x 21" Jumper Hoses provided with the Center Boom Kit may be cut to 19" long for use with the Multi Pro 1100 and the Workman vehicles. The hoses are required to be 21" long only in cases where the Boom Extensions store away in a criss-cross position. See FIG. 2.

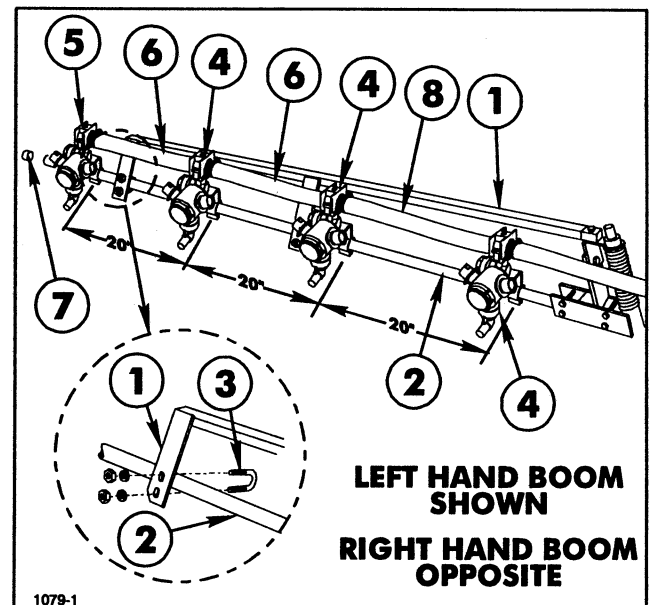
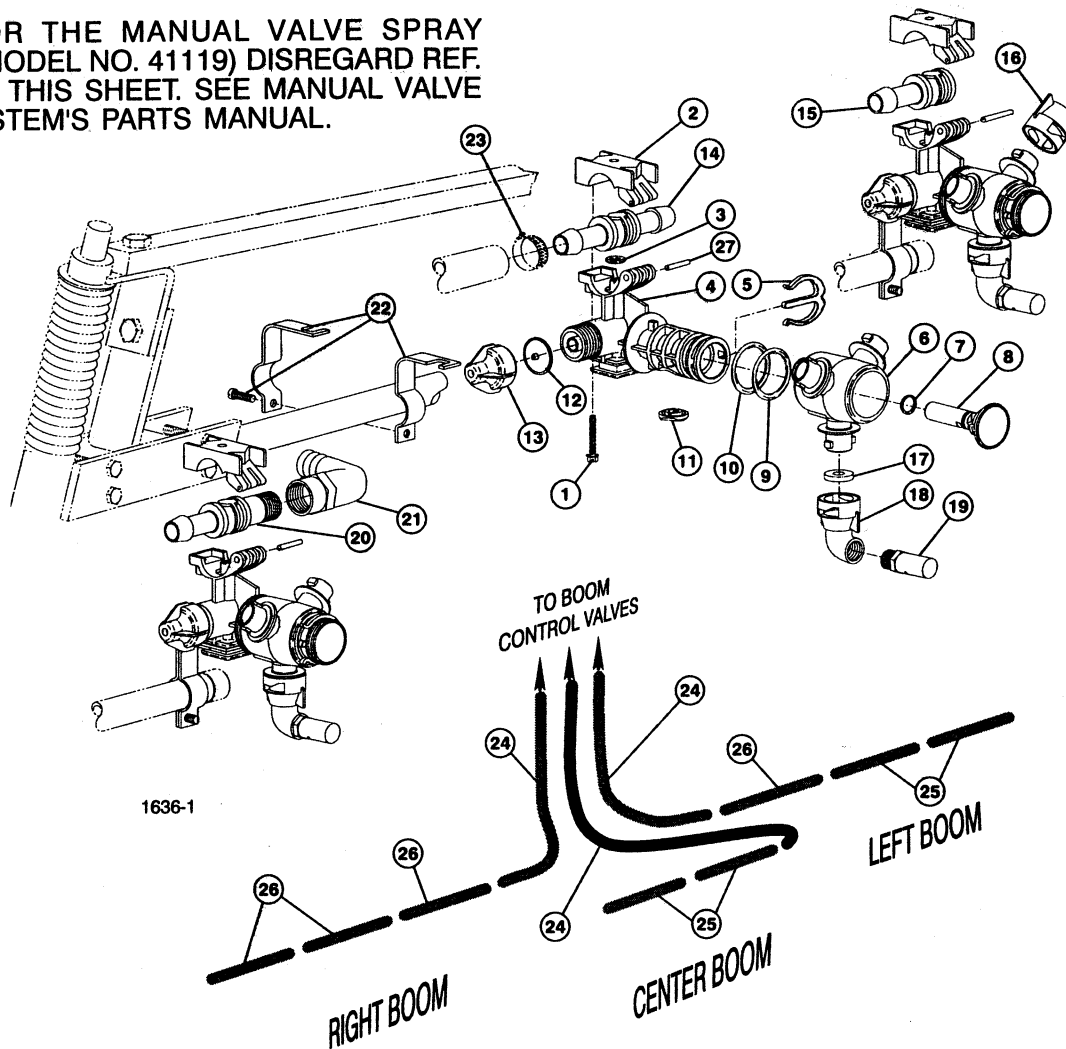


FIG. 2

- |                            |                            |
|----------------------------|----------------------------|
| 1. Boom Support Assembly   | 5. Single Barb Turret Body |
| 2. Extension Boom Pipe     | 6. Jumper Hose 3/4 x 19"   |
| 3. U-bolt                  | 7. Boom Cap                |
| 4. Double Barb Turret Body | 8. Jumper Hose 3/4 x 21"   |

NOTE: FOR THE MANUAL VALVE SPRAY SYSTEM (MODEL NO. 41119) DISREGARD REF. NO. 24 ON THIS SHEET. SEE MANUAL VALVE SPRAY SYSTEM'S PARTS MANUAL.



## NOZZLE BODIES & BOOM HOSES

Ref.	Part No.	Description	Qty.
*	95-9183	Turret Body - Double Barb (Incl. Ref. #'s 1-14)	7
*	95-9181	Turret Body - Single Barb (Incl. Ref. #'s 1-13 & 15)	3
*	95-9184	Turret Body - Barb x 1/2 NPT (Incl. Ref. #'s 1-13 & 20)	1
1	99-0811	Screw	1
2	99-0812	Upper Clamp	1
†3	95-9191	O-Ring	1
4	95-9192	Split-Eyelet Body	1
5	95-9197	E-Clip	1
6	95-9196	Turret	1
†7	95-9198	O-Ring	1
8	95-9200	Plug	1
†9	95-9199	O-Ring	1
†10	99-0815	O-Ring Dust Seal	1
†11	99-0813	Seal	1
†12	41003	Diaphragm	1
13	95-9193	End Cap Assembly	1
14	95-9202	Double Hose Barb	1

Ref.	Part No.	Description	Qty.
15	95-9201	Single Hose Barb	1
16	95-9187	Nozzle Dust Cap (Incl. Ref. # 17)	22
17	40998	Seat Gasket	33
18	95-9186	Nozzle Cap, 90° (Incl. Ref. # 17)	11
19	95-9188	TTJ10 Turbo TurfJet (Std.)	11
	95-9221	TTJ2 Turbo TurfJet (Optional)	11
	95-9222	TTJ4 Turbo TurfJet (Optional)	11
	95-9223	TTJ5 Turbo TurfJet (Optional)	11
	95-9224	TTJ6 Turbo TurfJet (Optional)	11
	95-9225	TTJ8 Turbo TurfJet (Optional)	11
	95-9226	TTJ15 Turbo TurfJet (Optional)	11
20	95-9203	Hose Barb x 1/2" NPT	1
21	95-9314	90° Elbow, 1/2" FPT x 3/4" H.B.	1
22	95-9185	Turret Body Clamp	11
23	92-0045	Hose Clamp, 3/4" Hose	22
24	41340	Boom Hose, 3/4" x 50"	3
25	40506	Jumper Hose, 3/4" x 19"	6
26	95-2229	Jumper Hose, 3/4" x 21"	2
27	99-0814	Pivot Pin, 303 S.S.	1

\* Not Illustrated

† Denotes parts in Seal Kit # 99-0816