



Count on it.

Parts Catalog

Groundsmaster® 5910

Rotary Mower

Model No. 31699—Serial No. 411800000 and Up



Ordering Replacement Parts

To order replacement parts, please supply the part number, the quantity, and the description of each part desired.

Understanding Reference Numbers

Each identified part in an illustration has a reference number. The reference number for a part also appears in the parts list, along with other information about the part.

This catalog uses two special reference number formats, one to indicate parts in a service assembly and another to indicate the quantity of a given part in an illustration.

Service Assembly Reference Numbers

Parts in service assemblies have reference numbers in the form a:b. The a represents the reference number of the entire service assembly and the b represents a sequential number unique to each part within the service assembly.

For example, a wheel assembly might be identified by reference number 6, the tire by 6:1, the valve by 6:2, and the wheel by 6:3. When you order the assembly identified by reference number 6, you receive all parts identified by reference numbers 6:1, 6:2, and 6:3. However, you may also order any part individually. Reference numbers of this type appear in illustration and in parts lists.

Reference Numbers Indicating Quantity

In an illustration, if a reference number indicates more than one part, the reference number has the form nX y. The n represents the quantity of the part, the X is the multiplication symbol, and the y represents the reference number.

For example, in an illustration, the reference number 2X 37 means that two of the parts identified by reference number 37 are indicated.

Contents

Frame Assembly	6
Rear Axle Assembly	8
Axle Assembly No. 114-5982-03	10
Tie Rod Assembly No. 110-6049-03	11
Engine and Mount Assembly	12
Alternator Assembly	14
Hydraulic Cooling Assembly	16
Radiator and Cooling Fan Assembly	18
Air Cleaner Assembly	20
Fuel System Assembly	22
Traction Hydraulic Assembly	24
Piston Pump Assembly No. 130-9150	26
Hydraulic Gear Pump Assembly No. 130-2520	28
Traction Manifold Assembly	30
Hydraulic Traction Valve Manifold Assembly No. 137-5623	32
Hydraulic Traction Motors Assembly	34
Hydraulic Motor Assembly No. 125-5434	36
Hydraulic Motor Assembly No. 125-5391	38
Hydraulic Traction Assembly	40
Hydraulic Motor Assembly No. 132-1425	42
Hydraulic Tank Assembly	44
Hydraulic Cutting Circuit Assembly	46
Center Cutting Deck Drive Valve Assembly	48
Hydraulic Manifold Assembly No. 132-1394	49
LH Cutting Deck Drive Valve Assembly	50
Hydraulic Manifold Assembly No. 132-1395	51
RH Cutting Deck Drive Valve Assembly	52
Hydraulic Manifold Assembly No. 132-1396	53
Hydraulic Motor Assembly No. 125-5392	54
Hydraulic Steering/Lift Circuit Assembly	56
Steering/Lift Valve Assembly No. 137-5626	58
Hydraulic Steering/Lift Manifold Assembly No. 137-5625	60
Hydraulic Cylinder Assembly No. 114-4830	62
Hydraulic Cylinder Assembly No. 114-4831	63
Hydraulic Cylinder Assembly No. 114-5685	64
Manual Parking Brake Manifold Assembly No. 132-1378	65
Hydraulic Parking Brake Manifold Assembly No. 132-1399	66
Hydraulic Steering Assembly	68
Steering Valve Assembly No. 132-6256	70
Hydraulic Cylinder Assembly No. 132-1308	72
Hydraulic Filter Manifold Assembly	73
Side Panel and Bumper Assembly	74
Hood Assembly	76
Center Front Deck Connection Assembly	78
LH Front Lift Arm Assembly No. 138-6368	80
RH Front Lift Arm Assembly No. 138-6369	82
Center Front and Winglet Deck Assembly	84
Center Front Deck and Decal Assembly No. 130-9201	85
Right Front Deck and Decal Assembly No. 130-9218	86
Left Front Deck and Decal Assembly No. 130-9210	87
Center Deck Belt, Pulley and Spindle Assembly	88
Single Driving Spindle Assembly No. 139-1034	90
Double Driven Spindle Assembly No. 139-1033	92
High Driven Spindle Assembly No. 139-1032	94

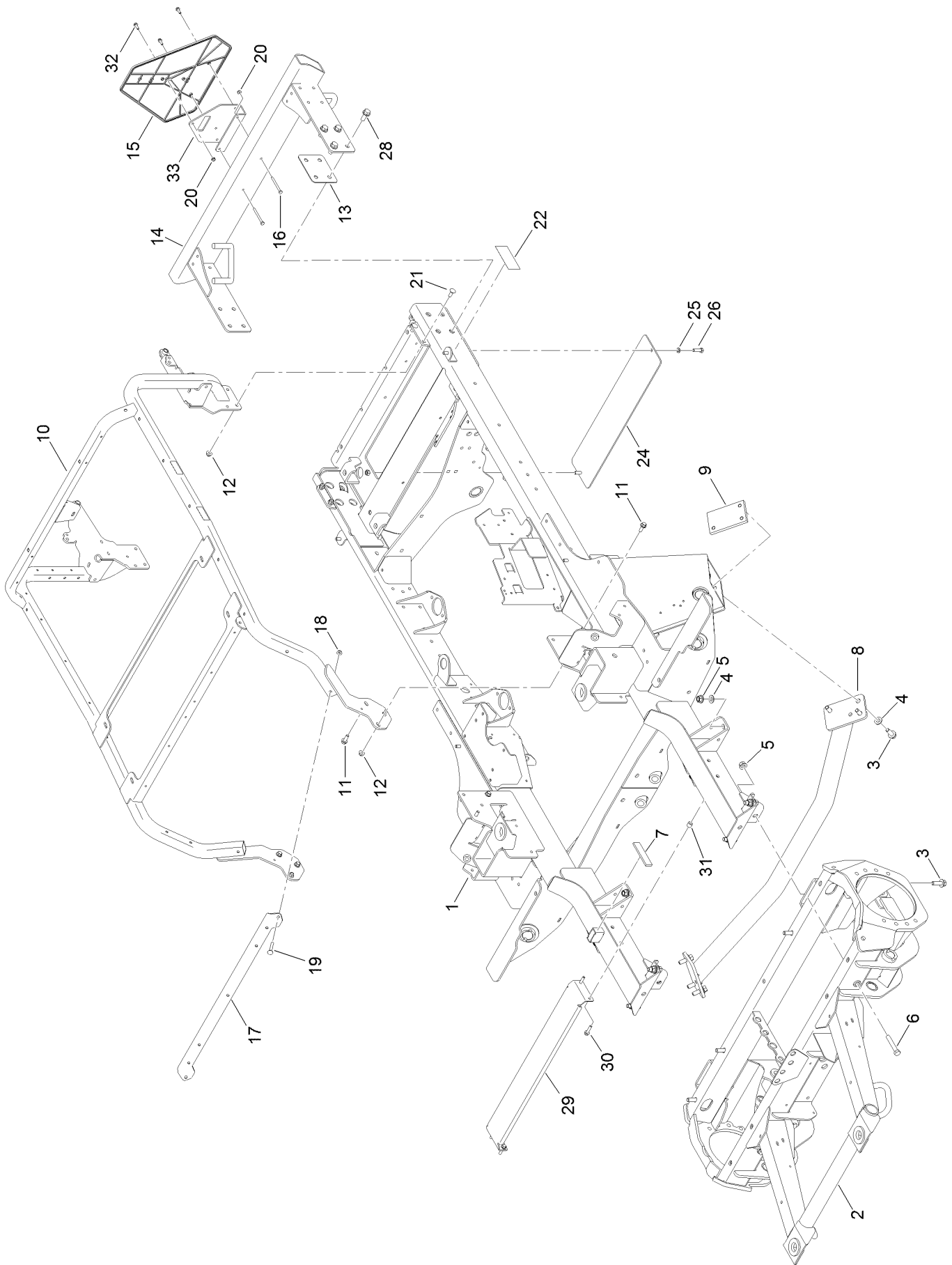
Contents (continued)

Center Deck Roller, Skid and Caster Wheel Assembly	96
10 Inch Wheel Assembly No. 93-4240	97
Center Front Deck Spindle and Blade Assembly	98
Center Front Deck Belt Cover Assembly	99
Center Front Deck Chamber and Discharge Assembly	100
Center Front Deck Transport Damper Assembly	101
Left Hand Deck Connection Assembly	102
Left Hand Deck Belt, Pulley and Spindle Assembly	104
Left Hand Deck Decal Assembly No. 130-9271	106
Left Hand Deck Skid and Caster Wheel Assembly	107
Left Hand Deck Spindle and Blade Assembly	108
Left Hand Deck Belt Cover Assembly	109
Left Hand Deck Chamber Assembly	110
Left Hand Deck Stop Assembly	111
Left Hand Deck Impact Arm and Limit Switch Assembly	112
Impact Damper Assembly No. 137-1648	114
Left Hand Deck Transport Lock Assembly	116
Right Hand Deck Connection Assembly	118
Right Hand Deck Belt, Pulley and Spindle Assembly	120
Right Hand Deck Decal Assembly No. 130-9241	122
Right Hand Deck Skid and Caster Wheel Assembly	123
Right Hand Deck Spindle and Blade Assembly	124
Right Hand Deck Chamber Assembly	125
Right Hand Deck Belt Cover Assembly	126
Right Hand Deck Impact Arm and Limit Switch Assembly	128
Right Hand Deck Transport Lock Assembly	130
Platform Assembly	132
Seat Mount Assembly	134
Air Ride Seat Suspension Assembly No. 130-2702	136
Control Console Assembly	138
Traction Pedal Assembly	140
Steering Column Assembly	142
Steering Column Assembly No. 132-6230	143
Front Electrical Component Assembly	144
Mid Electrical Component Assembly	145
Rear Electrical Component Assembly	146
Battery Cable Routing Assembly	148
Wire Harness Assembly	150
Platform Wire Harness Assembly No. 122-1964	152
Rear Wire Harness Assembly No. 122-1963	154
Engine Wire Harness Assembly No. 122-1556	156
Cab Mounting Assembly	158
Cloth Premium Seat Assembly No. 117-9429	160
Light Mount Kit Assembly No. 140-6698	161
A/C Compressor Mount and Cab Fluids Assembly	162
Cab Frame, Mirror and Decal Assembly	164
Windshield Wiper, Filter and Air Conditioning Assembly	166
Air Conditioning Duct Assembly No. 132-3468 For Cab Model Only	168
Window and Door Assembly	170
Left Hand Door Assembly	172
Right Hand Door Assembly	174
Left Side Hose Assembly	176
Pre-Filter Screen Assembly	178
Right Side Hose Assembly	180

Contents (continued)

Roof and Headliner Assembly	182
Headliner Wire Harness and Control Assembly	184
Wire Harness Assembly No. 122-2129	186
Mixing Box Mounting Bracket and Water Tray Assembly For Cab Model Only	188
Blower Fan and Evaporator Core Assembly For Cab Model Only	190
Heat / Air Conditioner Housing Assembly For Cab Model Only	192
Air Diverter and Expansion Valve Assembly	194
Air Diverter Assembly No. 121-8369	196
Cylinder Block Assembly	198
Gear Housing Assembly	199
Flywheel Housing and Oil Sump Assembly	200
Suction Manifold Assembly	201
Cylinder Head and Cover Assembly	202
Diesel Particulate Filter Assembly	204
Exhaust Manifold Assembly	206
Camshaft and Driving Gear Assembly	207
Turbine Assembly	208
Crankshaft and Piston Assembly	209
Lubrication and Oil System Assembly	210
Lubrication Oil Pipe Assembly	211
Cooling Water System Assembly	212
Fuel Supply Pump Assembly	213
Fuel Injection Valve Assembly	214
Fuel Pipe Assembly	215
Starter Motor Assembly	216
Generator Assembly	217
Electronic Control Unit Assembly	218
Electric Parts Assembly	219
Gasket Set	220
Attachments and Accessories	222

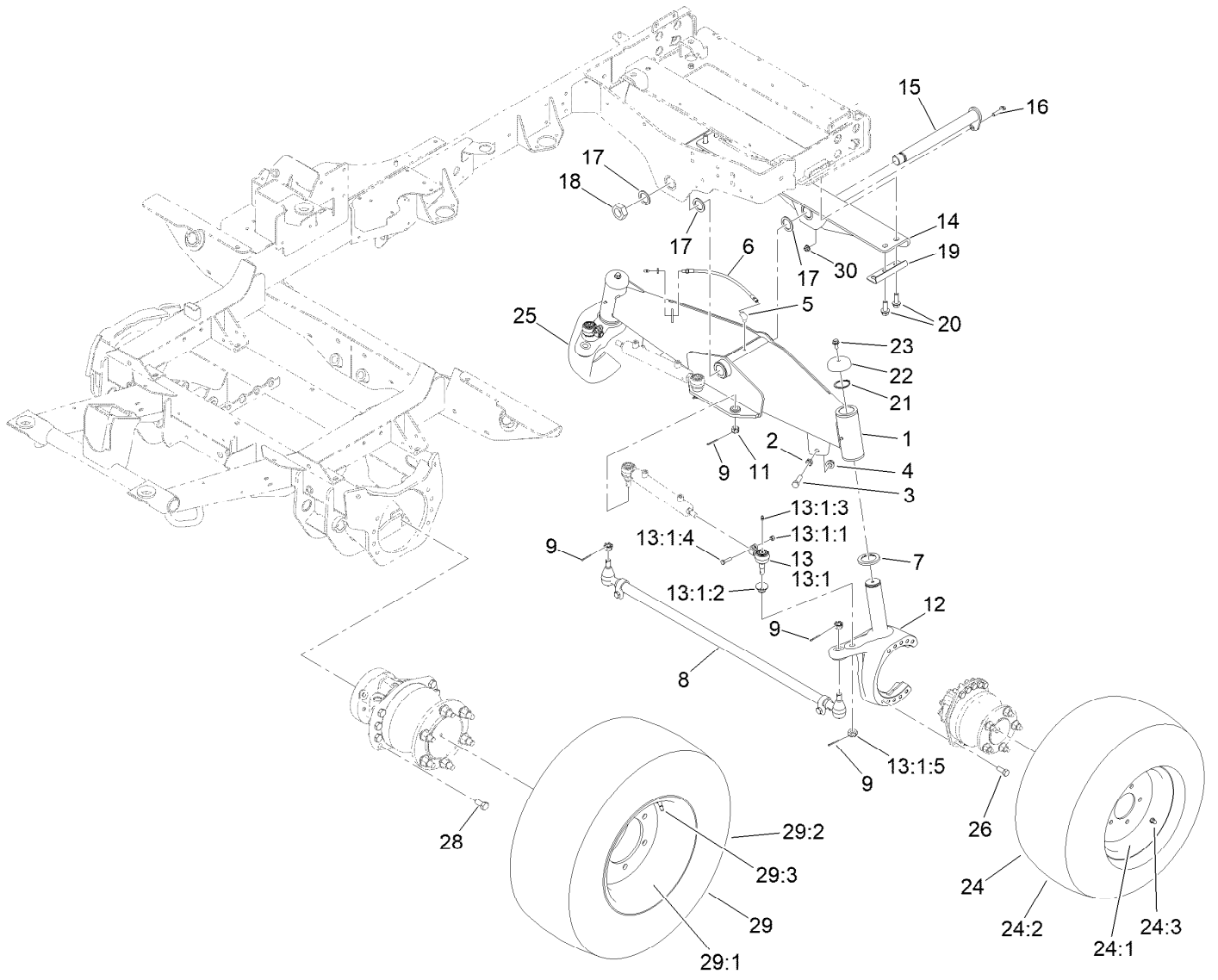
Frame Assembly



Frame Assembly (continued)

<i>Ref.</i>	<i>Part Number</i>	<i>Qty.</i>	<i>Description</i>	<i>Ref.</i>	<i>Part Number</i>	<i>Qty.</i>	<i>Description</i>
1	130-2450-01	1	Frame	16	321-14	2	Screw-HH
2	137-5608-01	1	Frame-Front	17	130-2570-0P	1	Bracket-Mount, Fuse
3	100-6116	14	Screw-HHF	18	104-8300	2	Nut-HF, NI
4	3256-26	14	Washer-Flat	19	3230-7	2	Bolt-CARR
5	99-5107	10	Nut-Lock	20	104-7201	5	Nut-HF, NI
6	325-12	2	Screw-HH	21	3231-2	4	Bolt-CARR
7	115-5465	1	Seal-Trim	22	108-8014	4	Tape-Reflective (Red)
8	114-5969-01	1	Crossmember	24	136-4429-01	1	Cover-Frame
9	114-5990	2	Plate-Tapped	25	3253-21	2	Washer-Lock
10	132-1387	1	Cooler Mount ASM	26	323-7	2	Screw-HH
11	3234-42	8	Screw-HHF	28	3234-38	8	Screw-HHF
12	104-8301	6	Nut-HF, NI	29	132-1401-0P	1	Strap-Support, Tank
13	115-5458-0P	1	Shim-Bumper	30	3234-36	4	Screw-HHF
14	131-2310-03	1	Bumper	31	107-3677	2	Spacer-Tube
15	92-7760	1	Emblem-Vehicle, Slow Moving	32	115-5103	3	Screw-HHF
				33	140-6842-03	1	Mount-Smv

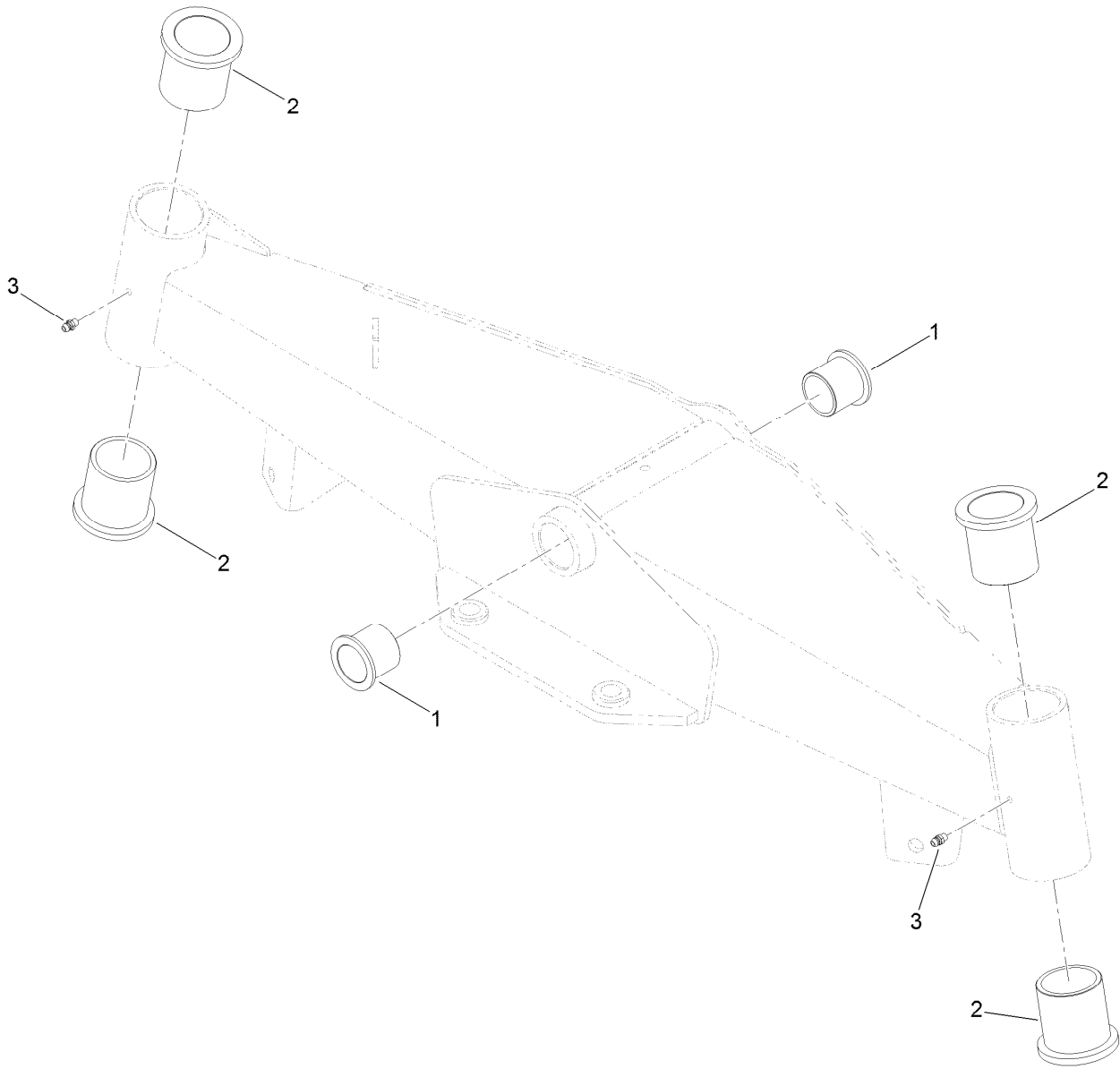
Rear Axle Assembly



Rear Axle Assembly (continued)

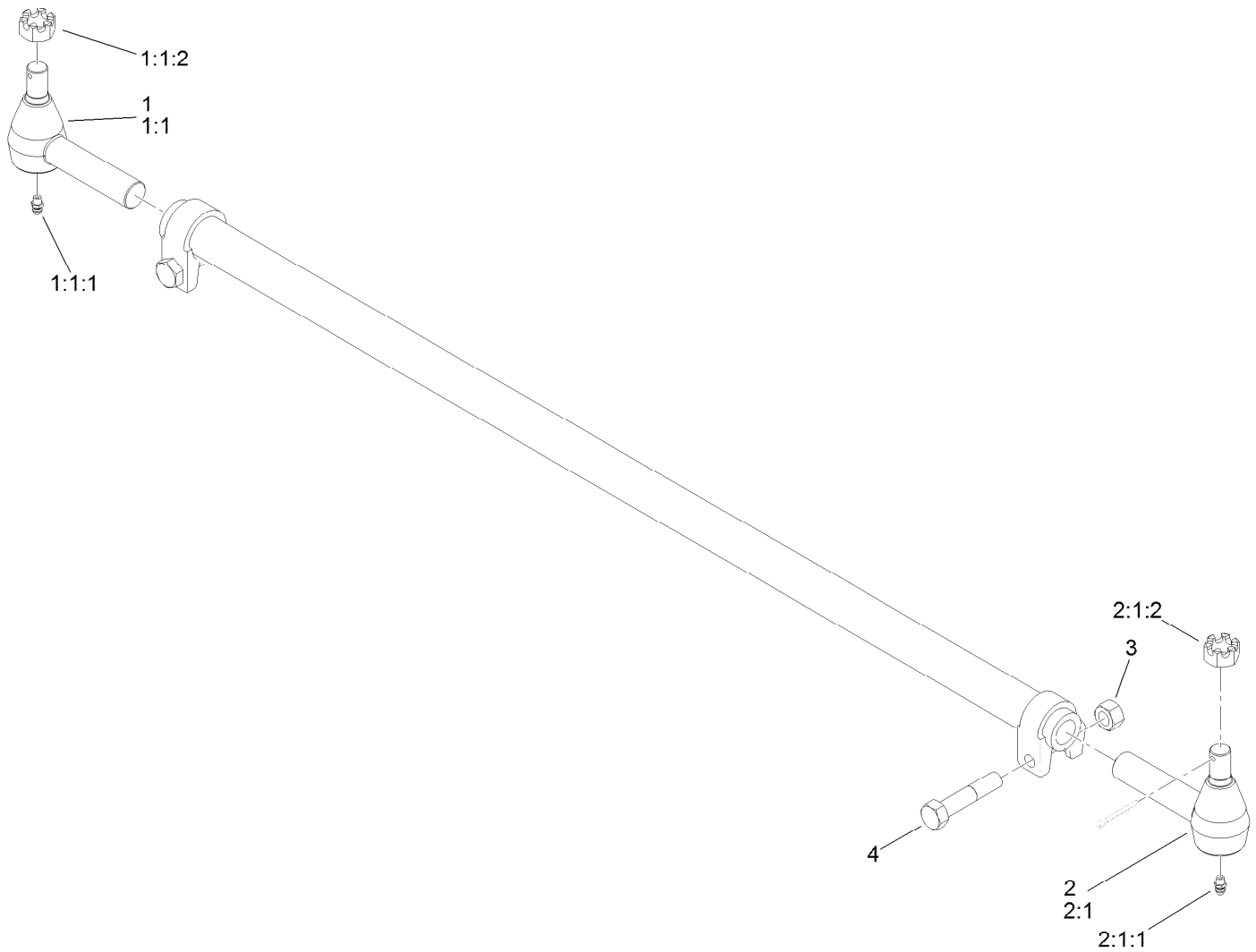
<i>Ref.</i>	<i>Part Number</i>	<i>Qty.</i>	<i>Description</i>	<i>Ref.</i>	<i>Part Number</i>	<i>Qty.</i>	<i>Description</i>
1	114-5982-03	1	Axle ASM	16	114-4681	1	Screw-HHF
2	3218-5	2	Nut-Jam	17	98-1452	3	Washer-Thrust
3	325-7	2	Screw-HH	18	3296-68	1	Nut-Lock, NI
4	99-5107	2	Nut-Lock	19	130-9033-01	2	Guard-Hose
5	2811-7	1	Elbow	20	100-6116	4	Screw-HHF
6	114-5586	1	Hose ASM (With Fitting)	21	100-4196	2	Ring-Retaining
7	100-2508	2	Washer-Thrust	22	100-3362	2	Cap-Spindle
8	110-6049-03	1	Tie Rod ASM	23	3234-12	2	Screw-HHF
9	3272-12	6	Pin-Cotter	24	127-3509	2	Wheel And Tire ASM
11	32136-13	2	Nut-SHH	24:1	125-5379	1	Wheel
12	130-9043-03	1	Spindle-Steer,LH [black]	24:2	117-2901	1	Tire
13	106-6895-03	2	Ball Joint ASM	24:3	5108	1	Valve
13:1		1	Joint-Ball ●	25	130-9041-03	1	Spindle-Steer,RH [black]
13:1:1	32136-13	1	Nut-SHH	26	325-5	20	Screw-HH
13:1:2	106-6896	1	Seal	28	327-3	16	Screw-HH
13:1:3	302-5	1	Fitting-Grease	29	131-2380	2	Wheel And Tire ASM
13:1:4	3210-7	1	Screw-HH	29:1	131-2381	1	Wheel
13:1:5	32152-5	1	Nut-Hex	29:2	131-2382	1	Tire
14	110-6033-03	1	Support - Axle [black]	29:3	232-24	1	Stem-Valve
15	144-4158	1	Pin-Axle	30	104-8301	1	Nut-HF, NI

● Not serviced separately



Axle Assembly No. 114-5982-03

<i>Ref.</i>	<i>Part Number</i>	<i>Qty.</i>	<i>Description</i>
1	69-6470	2	Bushing-Caster
2	100-2506	4	Bushing-Castor
3	302-5	2	Fitting-Grease

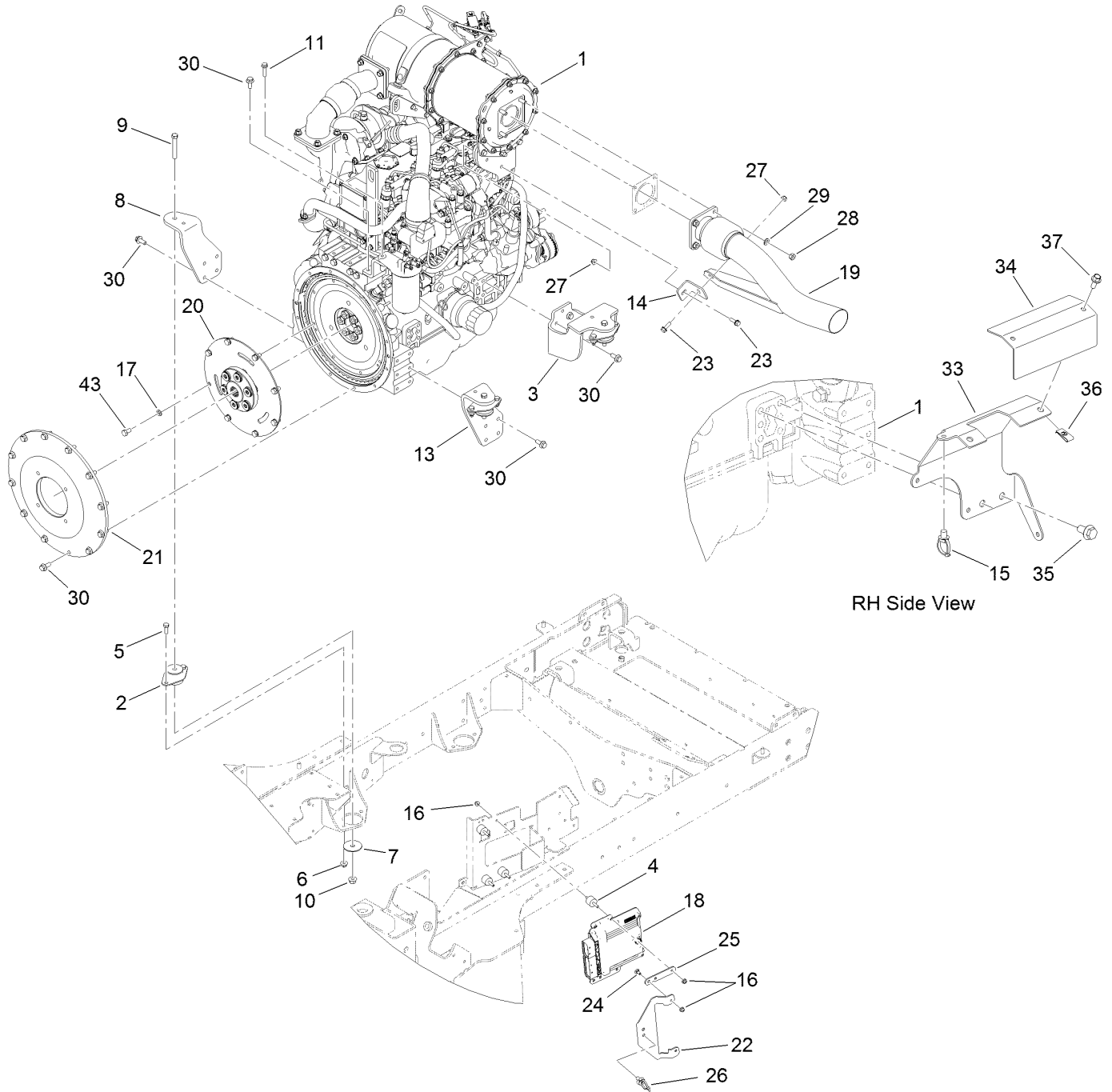


Tie Rod Assembly No. 110-6049-03

Ref.	Part Number	Qty.	Description
1	110-6141-03	1	RH Tie Rod End ASM
1:1		1	Rod End-Tie, RH ●
1:1:1	302-5	1	Fitting-Grease
1:1:2	32136-2	1	Nut-SHH
2	110-6142-03	1	LH Tie Rod End ASM
2:1		1	Rod End-Tie, LH ●
2:1:1	302-5	1	Fitting-Grease
2:1:2	32136-2	1	Nut-SHH
3	44-2200	1	Screw-Blade
4	32153-7	1	Nut-Lock

● Not serviced separately

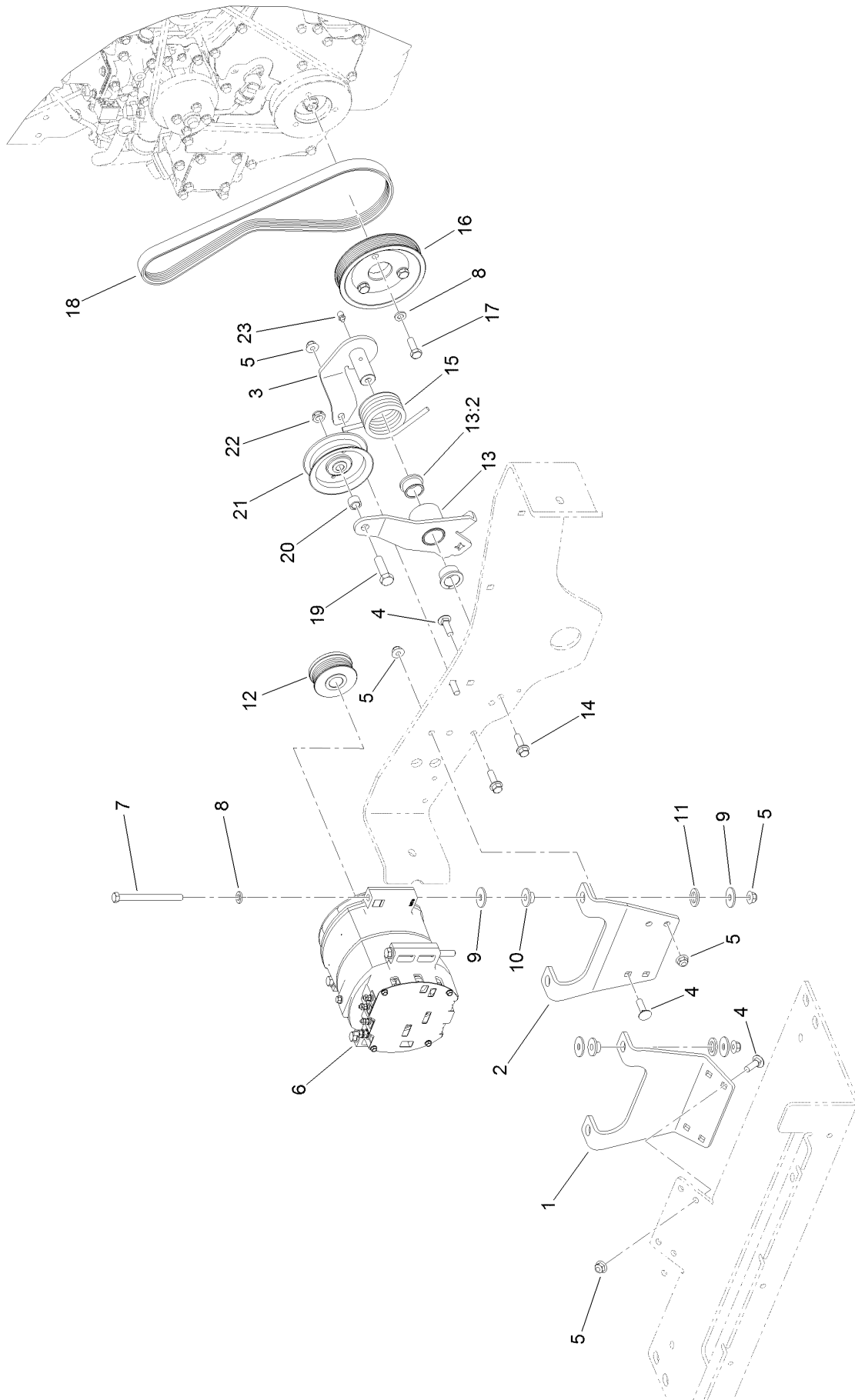
Engine and Mount Assembly



Engine and Mount Assembly (continued)

<i>Ref.</i>	<i>Part Number</i>	<i>Qty.</i>	<i>Description</i>	<i>Ref.</i>	<i>Part Number</i>	<i>Qty.</i>	<i>Description</i>
1	138-6921	1	Engine-Yanmar	20	130-2585	1	Coupler-Flywheel
2	136-4885	4	Mount-Engine	21	130-9095	1	Cover-Flywheel
3	130-2409-0P	2	Mount-Motor, Rear	22	139-1027	1	Plate-Retention, Harness
4	132-1356	4	Mount-Isolator	23	3234-29	2	Screw-HHF
5	323-6	8	Screw-HH	24	3229-11	2	Screw-CARR
6	104-8301	8	Nut-HF, NI	25	139-1026	2	Plate-Retention, Harness
7	87-5100	4	Washer-Snubbing	26	32180-031	2	Clip-Tree (W/Tie)
8	130-2415-0P	1	Mount-Motor, RH Front	27	104-8300	2	Nut-HF, NI
9	324-12	4	Screw-HH	28	33015-00	4	Nut-Hex
10	114-8417	4	Nut-HF, NI	29	33095-00	4	Washer-Flat
11	33104-030	2	Screw-HHF	30	33105-025	30	Screw-HHF
13	130-2414-0P	1	Mount-Motor, LH Front	33	137-5505-0P	1	Mount-Shield
14	130-2424	1	Bracket-Exhaust	34	137-5506-0P	1	Shield-Starter
15	32180-030	1	Clip-Tie	35	33105-020	2	Screw-HHF
16	104-7201	10	Nut-HF, NI	36	3290-199	2	Nut-Speed
17	107-1413	8	Washer-Hardened	37	99-6810	2	Screw-HHF
18	121-5592	1	Electronic Control Unit	43	33115-020	8	Screw-HH
19	132-1628	1	Pipe-Exhaust				

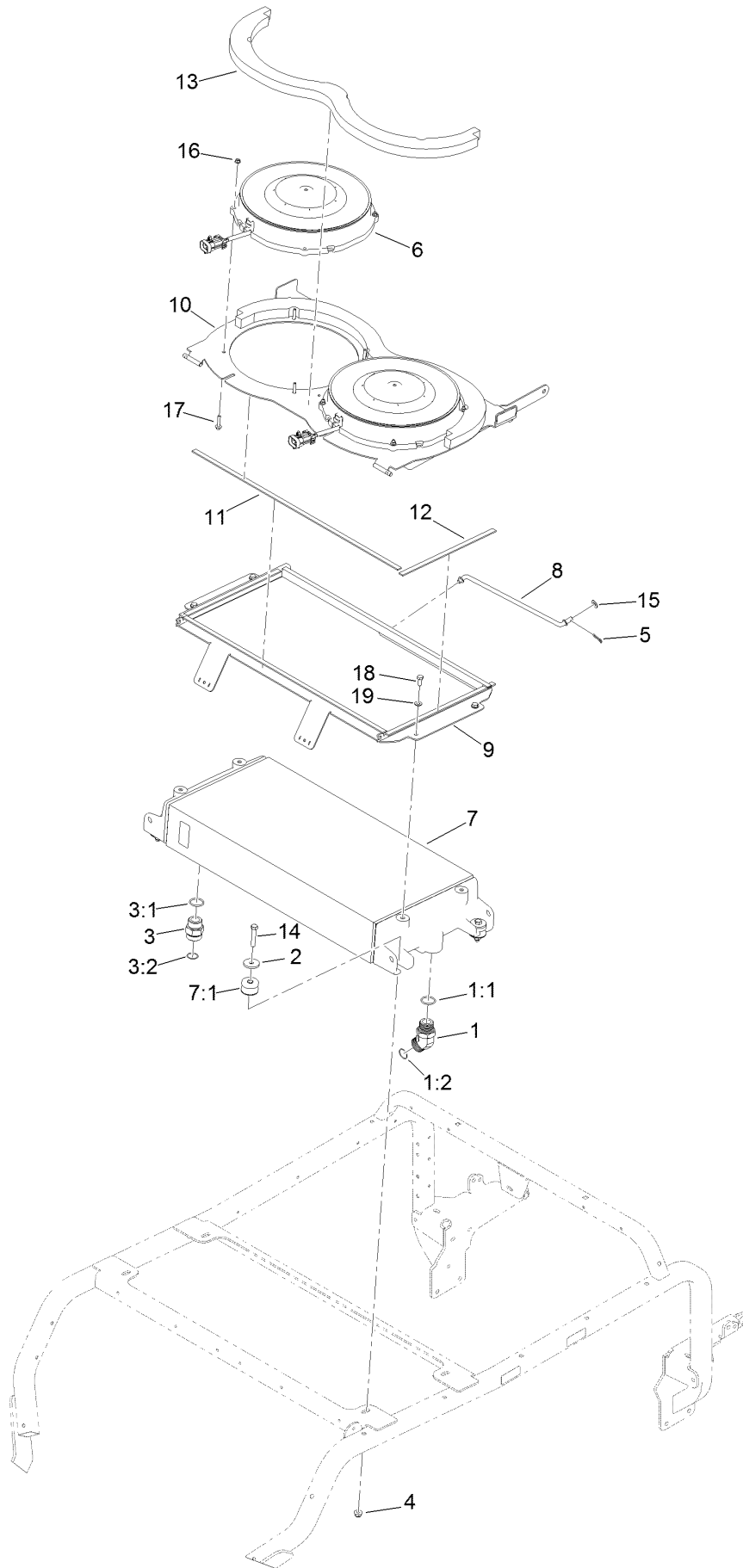
Alternator Assembly



Alternator Assembly (continued)

<i>Ref.</i>	<i>Part Number</i>	<i>Qty.</i>	<i>Description</i>	<i>Ref.</i>	<i>Part Number</i>	<i>Qty.</i>	<i>Description</i>
1	139-7797-0P	1	Mount-Alternator, Rear	13	144-4160	1	Idler Arm ASM
2	139-7796-0P	1	Mount-Alternator, Front	13:2	112-1626	2	Bushing-Flange
3	144-5156-03	1	Support-Idler	14	119-4061	2	Screw-HHF
4	3231-25	8	Bolt-CARR	15	140-3102	1	Spring-Torsion
5	104-8301	13	Nut-HF, NI	16	130-2403	1	Pulley
6	130-2491	1	Alternator-24V	17	33115-030	3	Screw-HH
7	323-23	4	Screw-HH	18	139-7848	1	Belt-Poly V
8	107-1413	7	Washer-Hardened	19	121-1524	1	Screw-HH
9	93-8806	8	Washer-Hardened	20	47-4420	1	Spacer-Sleeve, Adjustment
10	131-2313	4	Bushing-Alternator	21	135-5662	1	Pulley-Idler, Flat
11	131-2315	4	Washer-Delrin	22	3296-45	1	Nut-Hex
12	130-9162	1	Pulley	23	302-40	1	Fitting-Grease, 90 DEG

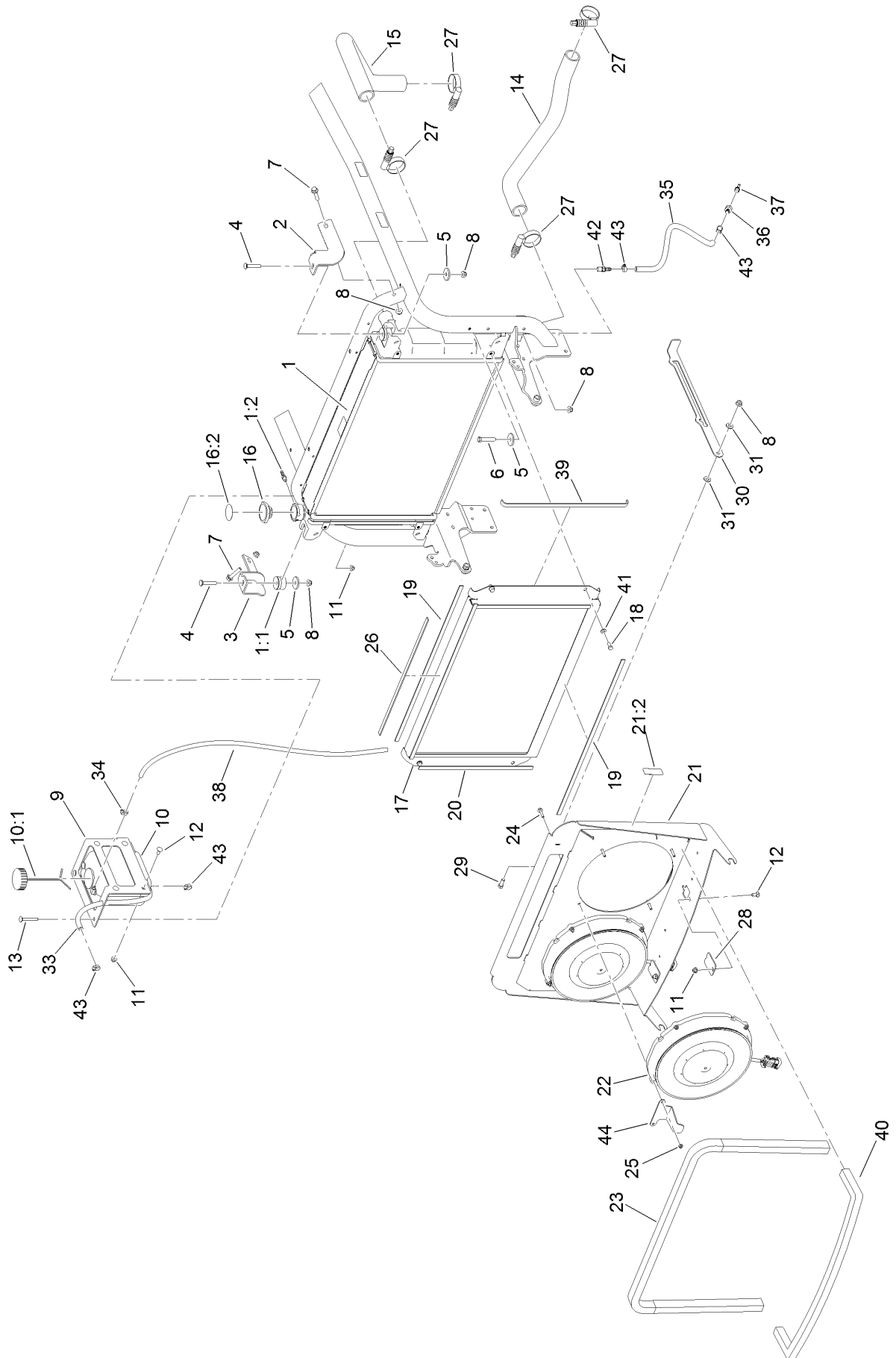
Hydraulic Cooling Assembly



Hydraulic Cooling Assembly (continued)

<i>Ref.</i>	<i>Part Number</i>	<i>Qty.</i>	<i>Description</i>	<i>Ref.</i>	<i>Part Number</i>	<i>Qty.</i>	<i>Description</i>
1	104-3509	1	Fitting-HYD, 45 DEG	8	130-9170	1	Rod-Prop, Cooler
1:1	237-146	1	O-Ring	9	130-9171-0P	1	Plate-Seal, Cooler
1:2	340-65	1	O-Ring	10	132-1385	1	Cooler Top ASM
2	114-2120	4	Washer	11	130-9173	2	Foam-Cooler, Long
3	104-3797	1	Fitting-Straight	12	130-9174	2	Foam-Cooler, Short
3:1	237-146	1	O-Ring	13	130-9175	2	Foam-Cooler, Top
3:2	340-65	1	O-Ring	14	323-10	4	Screw-HH
4	104-8301	4	Nut-HF, NI	15	3256-24	1	Washer-Plain
5	119-1415	1	Pin-Cotter, Locking	16	104-7201	8	Nut-HF, NI
6	144-5153	2	Fan-Spal	17	3234-21	8	Screw-HHF
7	130-2573	1	Oil Cooler ASM	18	3210-2	4	Screw-HH
7:1	132-1361	4	Mount-Isolator	19	3256-23	4	Washer-Plain

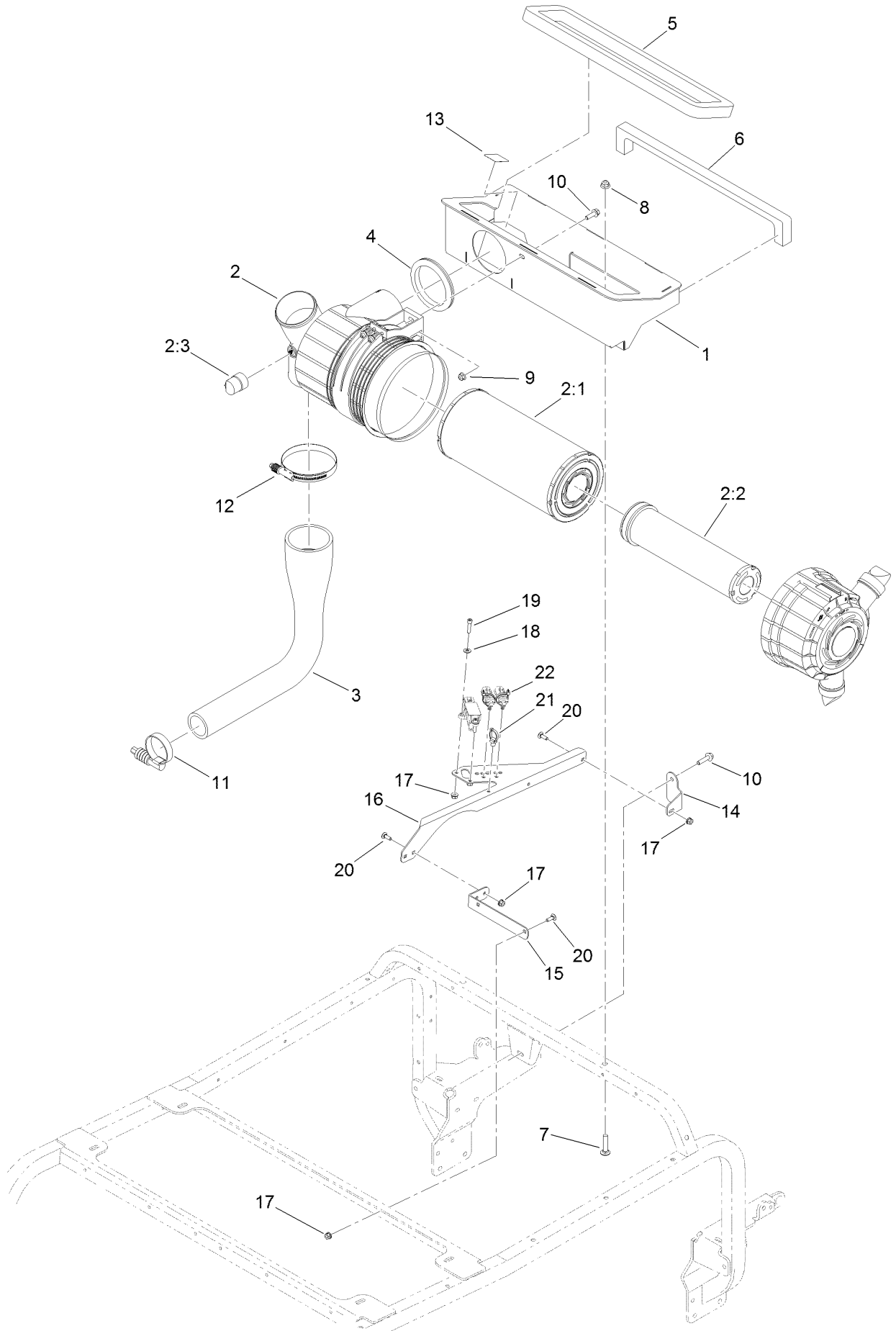
Radiator and Cooling Fan Assembly



Radiator and Cooling Fan Assembly (continued)

<i>Ref.</i>	<i>Part Number</i>	<i>Qty.</i>	<i>Description</i>	<i>Ref.</i>	<i>Part Number</i>	<i>Qty.</i>	<i>Description</i>
1	130-2572	1	Radiator ASM	21	132-1386	1	Fan Shroud ASM
1:1	132-1361	4	Mount-Isolator	21:2	117-4766	2	Decal-Warning, Fan
1:2	94-7220	1	Fitting-Barb, Hose	22	144-5153	2	Fan-Spal
2	127-3638-0P	1	Bracket-Mount, RH Radiator	23	132-1347	1	Radiator Foam ASM
3	127-3631-0P	1	Bracket-Mount, LH Radiator	24	3234-21	8	Screw-HHF
4	3231-6	2	Screw-CARR	25	104-7201	8	Nut-HF, NI
5	114-2120	4	Washer	26	130-9183	1	Foam-Radiator, Top
6	323-10	2	Screw-HH	27	121-7536	4	Clamp-Torque, Constant
7	3234-19	2	Screw-HHF	28	130-9020	2	Plate-Cover
8	104-8301	7	Nut-HF, NI	29	323-6	1	Screw-HH
9	130-2592-0P	1	Bracket-Tank, Radiator Overflow	30	130-9021-0P	1	Rod-Prop, Radiator
10	144-6219	1	Reservoir-Coolant ASM	31	66-2920	2	Washer-Friction
10:1	87-7050	1	Cap-Reservoir	33	110-4109	1	Hose-Fuel
11	104-8300	8	Nut-HF, NI	34	2412-108	1	Clamp-Worm
12	3230-1	6	Bolt-CARR	35	116-5087	1	Hose-Fuel
13	3230-7	2	Bolt-CARR	36	354-94	1	Fitting-Female, Barbed
14	130-9159	1	Hose-Radiator, Lower	37	93-5528	1	Fitting-Cock, Drain
15	127-3616	1	Hose-Radiator, Upper	38	115-2370	1	Hose-Fuel
16	131-2356	1	Radiator Cap ASM	39	131-2289	2	Foam-Radiator
16:2	117-3276	1	Decal-Danger	40	131-2322	1	Foam-Shroud, Lower
17	130-9185-0P	1	Plate-Seal, Radiator	41	3256-23	4	Washer-Plain
18	3210-3	4	Screw-HH	42	108-0342	1	Fitting-Straight
19	130-9181	4	Foam-Radiator, Long	43	2412-36	4	Clamp-Hose
20	130-9182	2	Foam-Radiator, Short	44	144-4159-03	1	Support-Screen

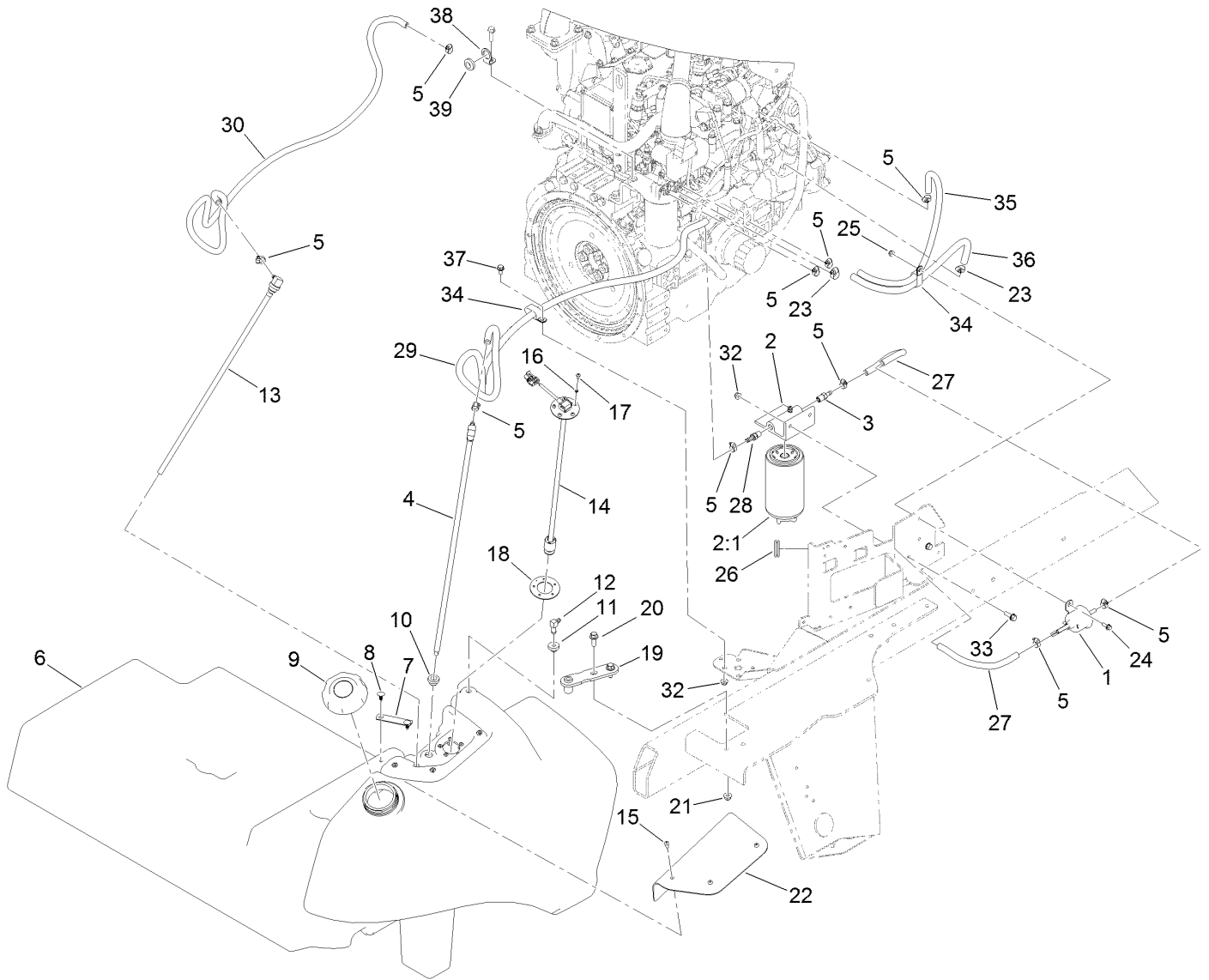
Air Cleaner Assembly



Air Cleaner Assembly (continued)

<i>Ref.</i>	<i>Part Number</i>	<i>Qty.</i>	<i>Description</i>	<i>Ref.</i>	<i>Part Number</i>	<i>Qty.</i>	<i>Description</i>
1	130-9176-0P	1	Airbox	11	AU110569	1	Clamp-Torque, Constant
2	130-9160	1	Air Filter ASM	12	131-2229	1	Clamp-Hose
2:1	108-3815	1	Filter-Air	13	115-8155	1	Decal-Warning
2:2	130-9070	1	Element-Filter, Safety	14	140-5839-0P	1	Mount-Sensors, Rear
2:3	69-1940	1	Indicator-Electrical	15	140-5838-0P	1	Mount-Sensors, Front
3	130-2512	1	Hose-Intake, Air	16	140-5842-0P	1	Mount-Sensors, Main
4	130-2579	1	Grommet	17	32128-32	7	Nut-HHF
5	130-9179	1	Foam-Airbox	18	3256-2	2	Washer-Flat
6	130-9180	1	Foam-Airbox, Rear	19	3274-9	2	Screw-HSH
7	3231-5	2	Screw-CARR	20	1-807512	5	Bolt-CARR
8	104-8301	2	Nut-HF, NI	21	32180-030	1	Clip-Tie
9	104-8300	2	Nut-HF, NI	22	3290-378	2	Tie-Cable
10	132-3837	2	Screw-HHF				

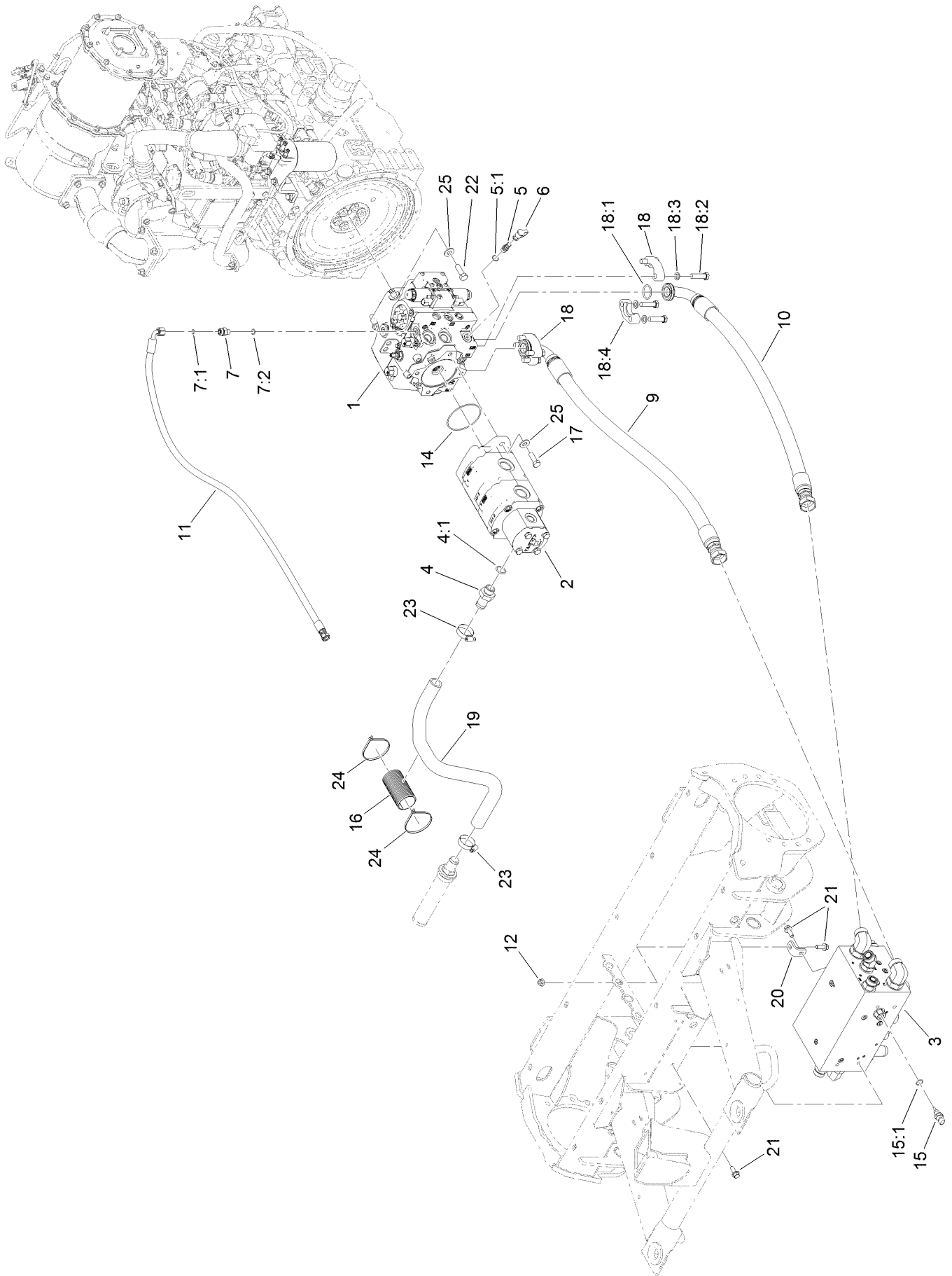
Fuel System Assembly



Fuel System Assembly (continued)

<i>Ref.</i>	<i>Part Number</i>	<i>Qty.</i>	<i>Description</i>	<i>Ref.</i>	<i>Part Number</i>	<i>Qty.</i>	<i>Description</i>
1	121-5613	1	Pump-Fuel, Electric	20	3234-42	2	Screw-HHF
2	125-2914	1	Filter-Separator	21	104-8301	2	Nut-HF, NI
2:1	125-2915	1	Filter-Fuel/Water Separator	22	114-4939-03	1	Cover-Fitting, Fuel
3	353-783	1	Fitting-STR	23	2412-36	4	Clamp-Hose
4	119-7748	1	Pipe-Stand, Fuel	24	3234-4	2	Screw-HHF
5	2412-108	8	Clamp-Worm	25	104-7201	2	Nut-HF, NI
6	131-2284	1	Fuel Tank ASM	26	1-543286	1	Grommet
7	94-6821	2	Clamp-Wire	27	130-9191	2	Hose-Fuel
8	117-2382	4	Plug-Plastic	28	108-0342	1	Fitting-Straight
9	125-9171	1	Cap-Fuel	29	130-9143	1	Hose-Fuel
10	104-0790	2	Bushing	30	108-3282	1	Hose-Fuel
11	46-6560	1	Bushing	32	104-8300	3	Nut-HF, NI
12	46-6550	1	Fitting-Elbow, 90 DEG	33	3234-29	2	Screw-HHF
13	130-9149	1	Pipe-Stand, Return	34	120-1959	2	Clamp
14	121-1688	1	Gauge-Fuel	35	109-0308	1	Hose-Fuel
15	3274-31	3	Screw-HSBH	36	114-0832	1	Hose-Fuel
16	3253-15	5	Washer-Lock	37	3234-7	1	Screw-HHF
17	32122-24	5	Screw-PTH	38	132-1329	1	Bracket-Hose Retainer
18	121-1707	1	Gasket-Fuel, Viton	39	237-124	1	Grommet
19	114-0094	1	Hold Down-Tank				

Traction Hydraulic Assembly

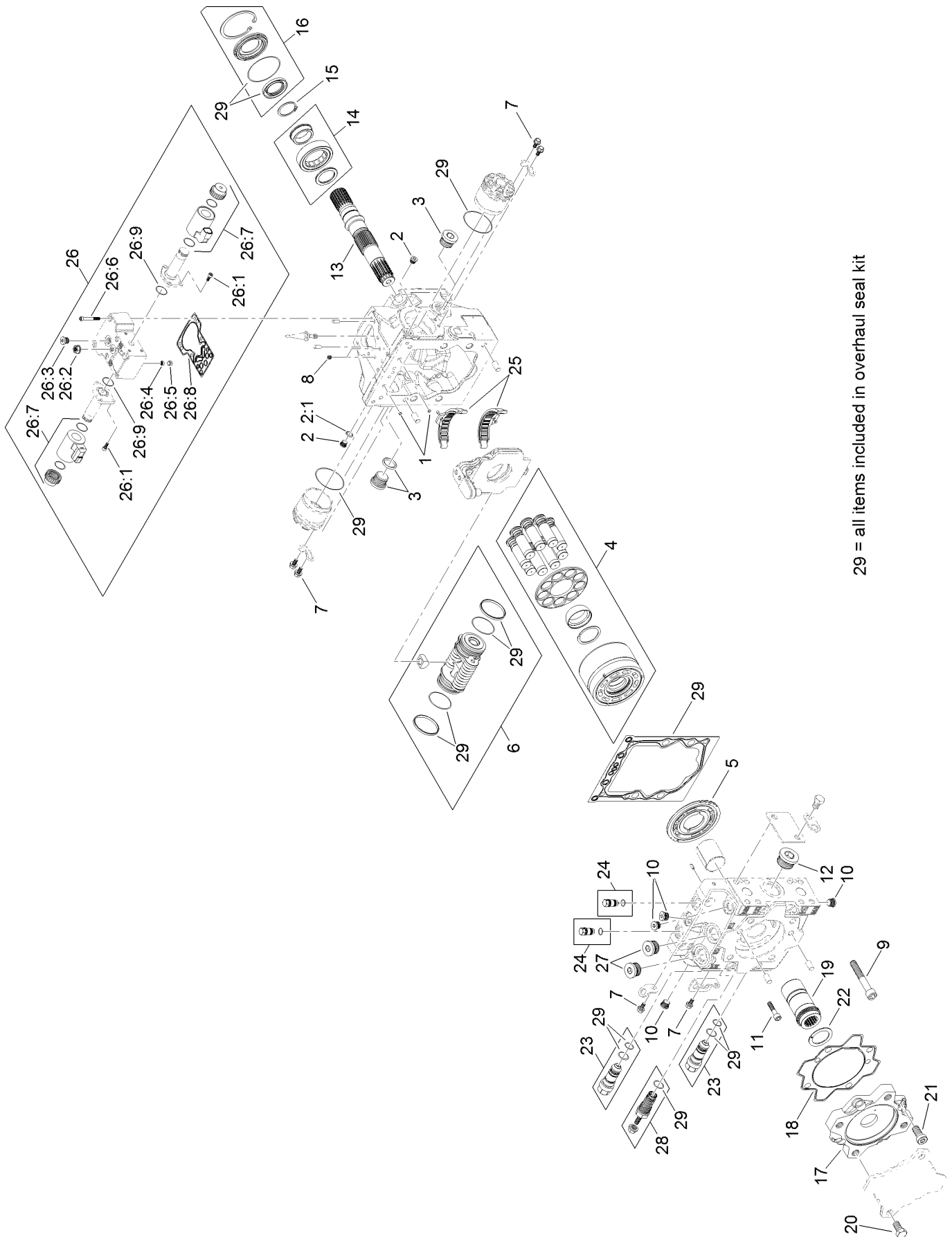


Traction Hydraulic Assembly (continued)

<i>Ref.</i>	<i>Part Number</i>	<i>Qty.</i>	<i>Description</i>	<i>Ref.</i>	<i>Part Number</i>	<i>Qty.</i>	<i>Description</i>
1	130-9150	1	Hydraulic Piston Pump ASM	15	110-8829	1	Sender-Temperature
2	130-2520	1	Hydraulic Triple Gear Pump ASM	15:1	237-42	1	O-Ring
3		1	Manifold-Traction ●	16	115-5523	1	Guard-Hose
4	99-3017	1	Fitting	17	121-1525	2	Screw-HH
4:1	237-81	1	O-Ring	18	121-3903	2	Flange Kit
5	59-7410	3	Fitting-Diagnostic	18:1	121-3904	1	O-Ring
5:1	237-42	1	O-Ring	18:2	33116-045	4	Screw-HH
6	354-79	3	Cap-Dust	18:3	100-7336	4	Washer
7	340-2	1	Fitting-Straight	18:4		2	Flange ●
7:1	237-22	1	O-Ring	19	130-2550	1	Hose-Suction
7:2	237-42	1	O-Ring	20	130-2571	1	Tab-Mount, Manifold
9	127-3450	1	Hydraulic Hose ASM	21	131-2220	6	Screw-HHF
10	127-3451	1	Hydraulic Hose ASM	22	AU426-824	4	Screw-HH
11	127-3521	1	Hydraulic Hose ASM	23	2412-111	2	Clamp-Hose, W/Liner
12	104-8301	1	Nut-HF, NI	24	3290-379	2	Tie-Cable
14	107-9447	1	O-Ring	25	87-7270	6	Washer-Thrust

● Not serviced separately

Piston Pump Assembly No. 130-9150

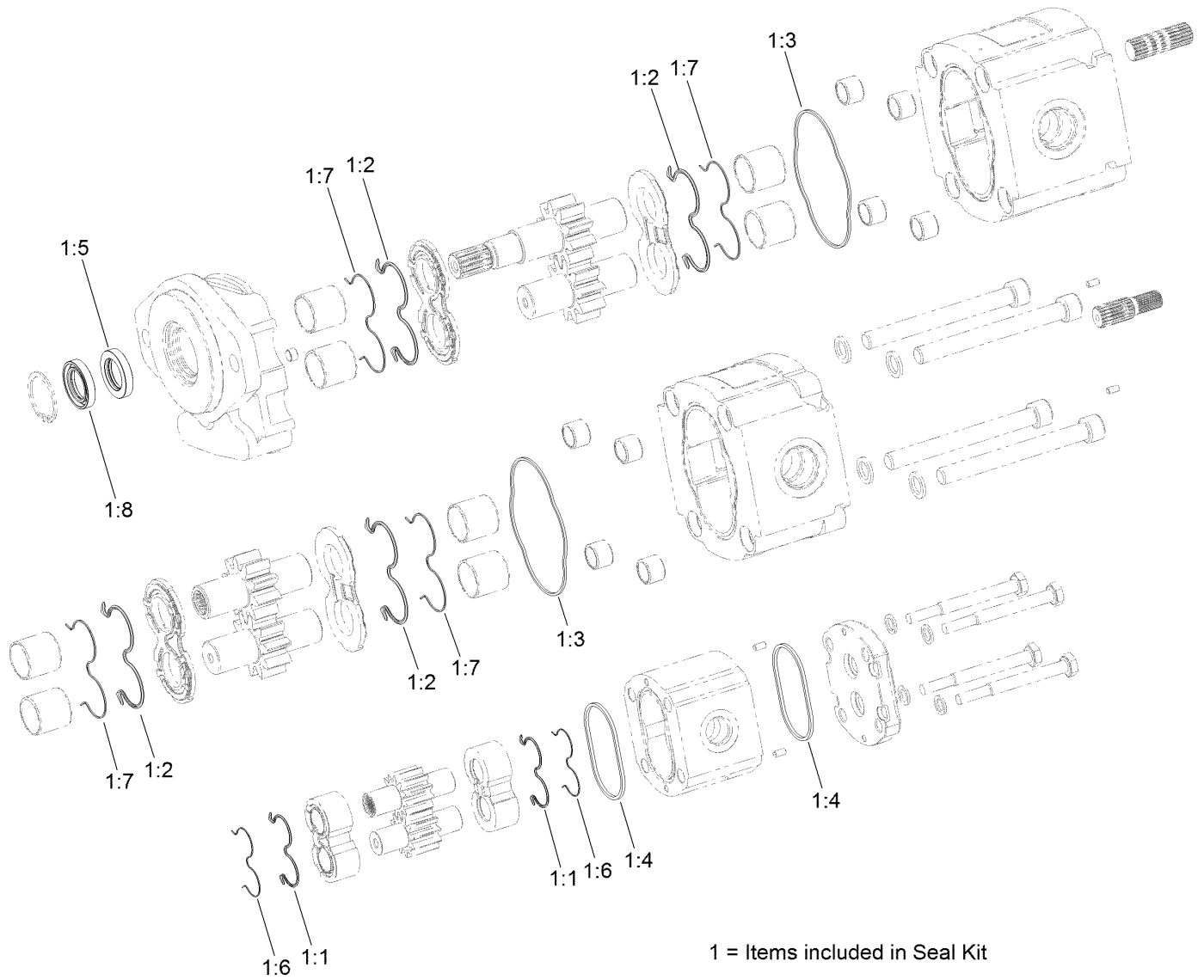


29 = all items included in overhaul seal kit

Piston Pump Assembly No. 130-9150 (continued)

<i>Ref.</i>	<i>Part Number</i>	<i>Qty.</i>	<i>Description</i>	<i>Ref.</i>	<i>Part Number</i>	<i>Qty.</i>	<i>Description</i>
1	125-5266	2	Screen	20	125-5281	4	Screw
2	75-0170	2	Plug-Thread, Straight	21	125-5282	4	Screw
2:1	92-8777	1	O-Ring	22	125-5287	1	Plate-Thrust
3	69-3130	2	Plug	23	125-5291	2	Valve-Relief, High Pressure
4	125-5267	1	Cylinder Block Kit	24	125-5292	2	Pressure Limiter Plug ASM
5	125-5268	1	Valve Plate, CW	25	125-5293	1	Swashplate Bearing Kit
6	125-5271	1	Servo Piston ASM	26	125-5295	1	Control Kit (12 Volt)
7	125-5270	8	Screw	26:1	125-5272	6	Screw
8	125-5276	2	Orifice (0.8)	26:2	125-5273	1	Nut-Seal
9	125-5277	4	Screw	26:3	125-5302	1	Plug
10	125-5300	4	Plug ASM	26:4	125-5266	1	Screen
11	125-5275	2	Screw	26:5	125-5269	1	Ring-Locking
12	125-5301	1	Plug	26:6	125-5274	6	Screw
13	125-5278	1	Shaft	26:7	125-5294	2	Coil Kit
14	125-5279	1	Bearing-Roller	26:8	125-5283	1	Gasket-Control
15	125-5280	1	Ring-Retaining	26:9	125-5288	2	O-Ring
16	125-5296	1	Shaft Seal Kit	27	125-5303	2	Plug ASM
17	125-5284	1	Adapter	28	125-5297	1	Charge Relief Kit
18	125-5285	1	Seal-Adapter	29	125-5299	1	Overhaul Seal Kit
19	125-5286	1	Coupling				

Hydraulic Gear Pump Assembly No. 130-2520

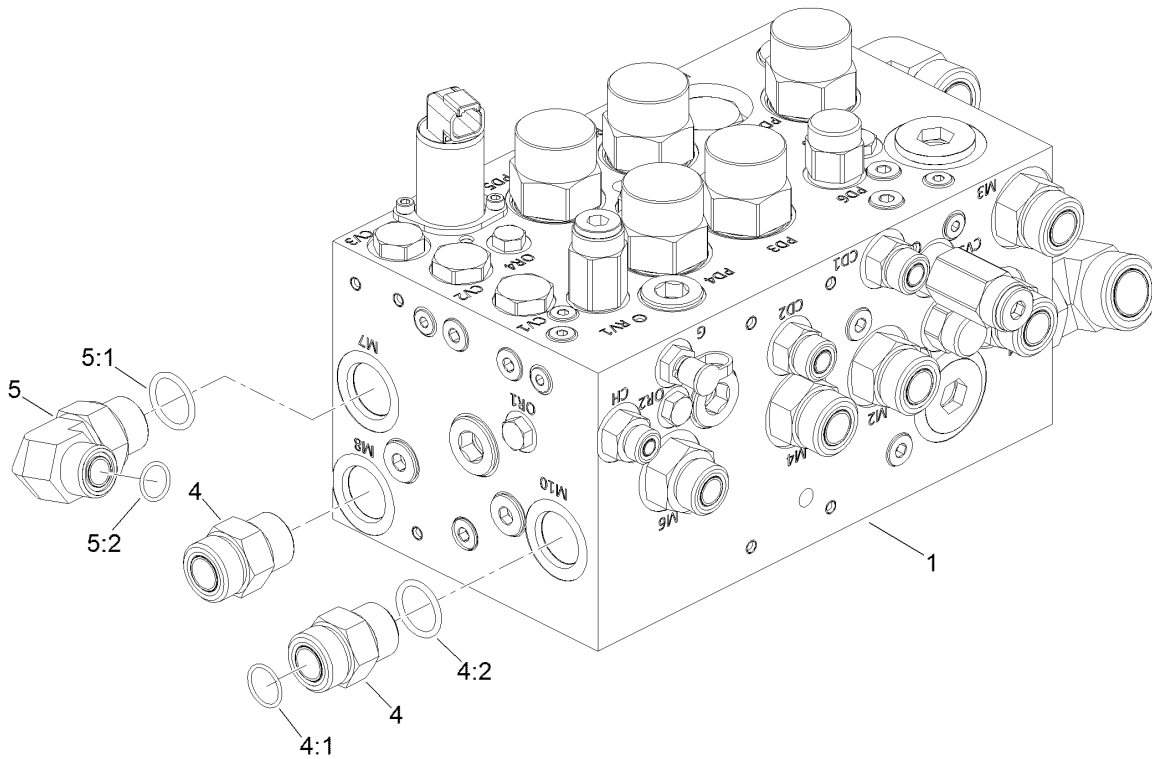
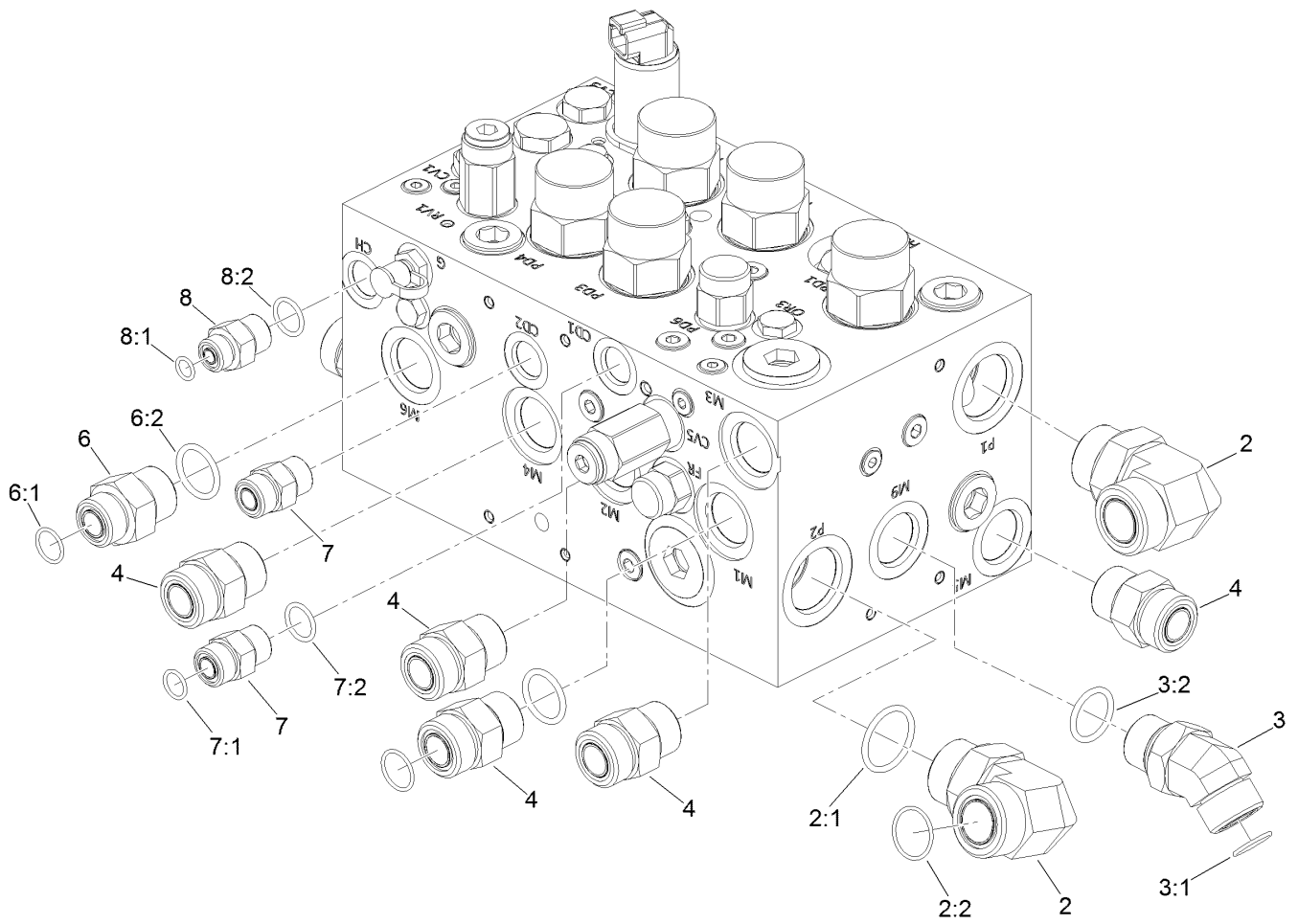


Hydraulic Gear Pump Assembly No. 130-2520 (continued)

<i>Ref.</i>	<i>Part Number</i>	<i>Qty.</i>	<i>Description</i>	<i>Ref.</i>	<i>Part Number</i>	<i>Qty.</i>	<i>Description</i>
1	133-2484	1	Seal Kit	1:5		1	Seal-Shaft ●
1:1		2	Seal ●	1:6		2	Antiextrusion ●
1:2		4	Seal ●	1:7		4	Ring-Antiextrusion ●
1:3		2	Seal-Standard ●	1:8		1	Seal-Shaft ●
1:4		2	Seal-Standard ●				

● Not serviced separately

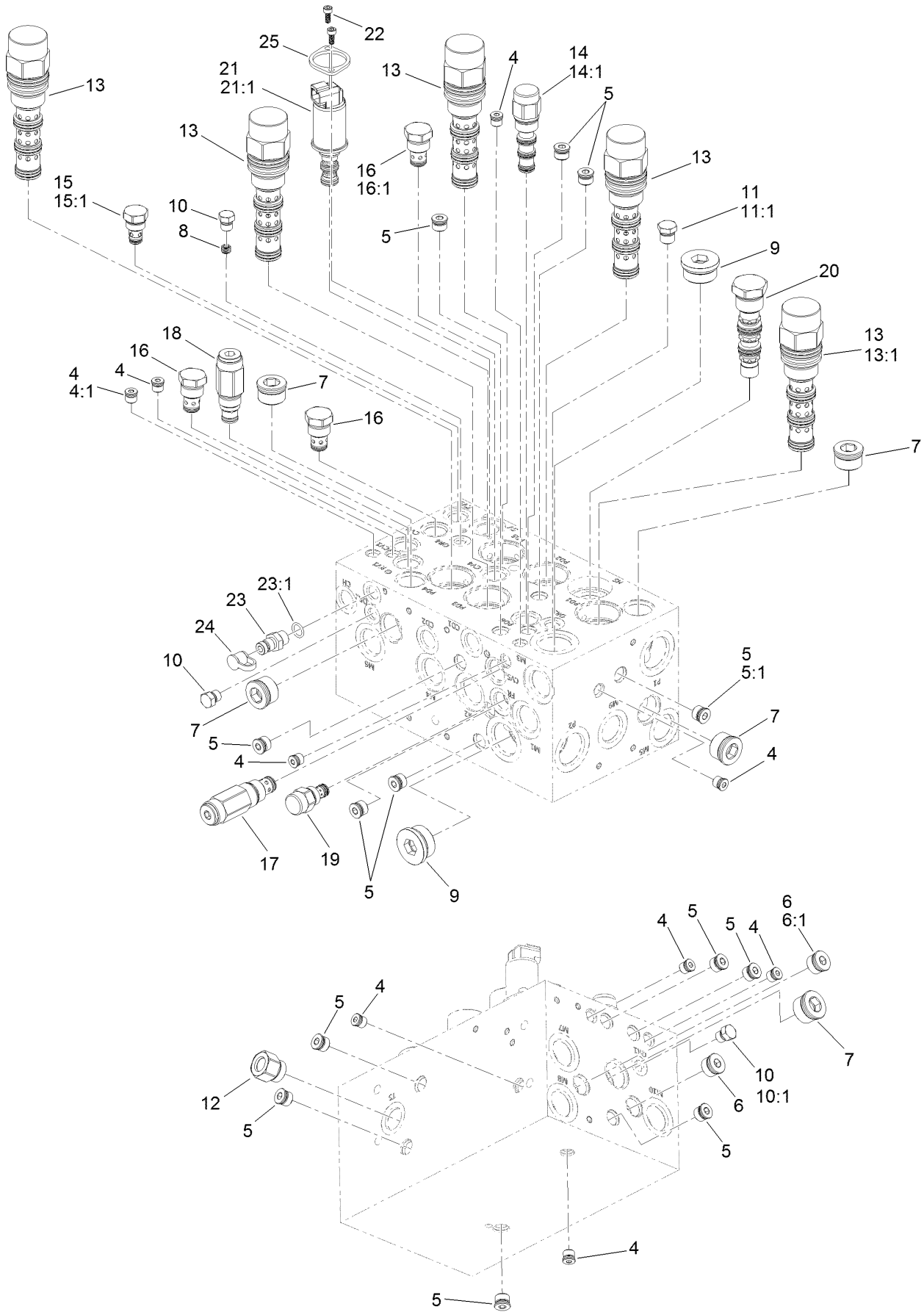
Traction Manifold Assembly



Traction Manifold Assembly (continued)

<i>Ref.</i>	<i>Part Number</i>	<i>Qty.</i>	<i>Description</i>	<i>Ref.</i>	<i>Part Number</i>	<i>Qty.</i>	<i>Description</i>
1	137-5623	1	Manifold-Traction	5:1	237-81	1	O-Ring
2	340-129	2	Fitting-Elbow, 90 DEG	5:2	237-65	1	O-Ring
2:1	237-146	1	O-Ring	6	340-8	1	Fitting-Straight
2:2	340-65	1	O-Ring	6:1	237-65	1	O-Ring
3	100-5530	1	Fitting-45 DEG	6:2	237-81	1	O-Ring
3:1	237-58	1	O-Ring	7	340-4	2	Fitting-Straight
3:2	237-81	1	O-Ring	7:1	237-30	1	O-Ring
4	340-9	7	Fitting-STR	7:2	237-79	1	O-Ring
4:1	237-58	1	O-Ring	8	340-3	1	Fitting-Straight
4:2	237-81	1	O-Ring	8:1	237-22	1	O-Ring
5	340-139	1	Fitting-Elbow 90	8:2	237-79	1	O-Ring

Hydraulic Traction Valve Manifold Assembly No. 137-5623

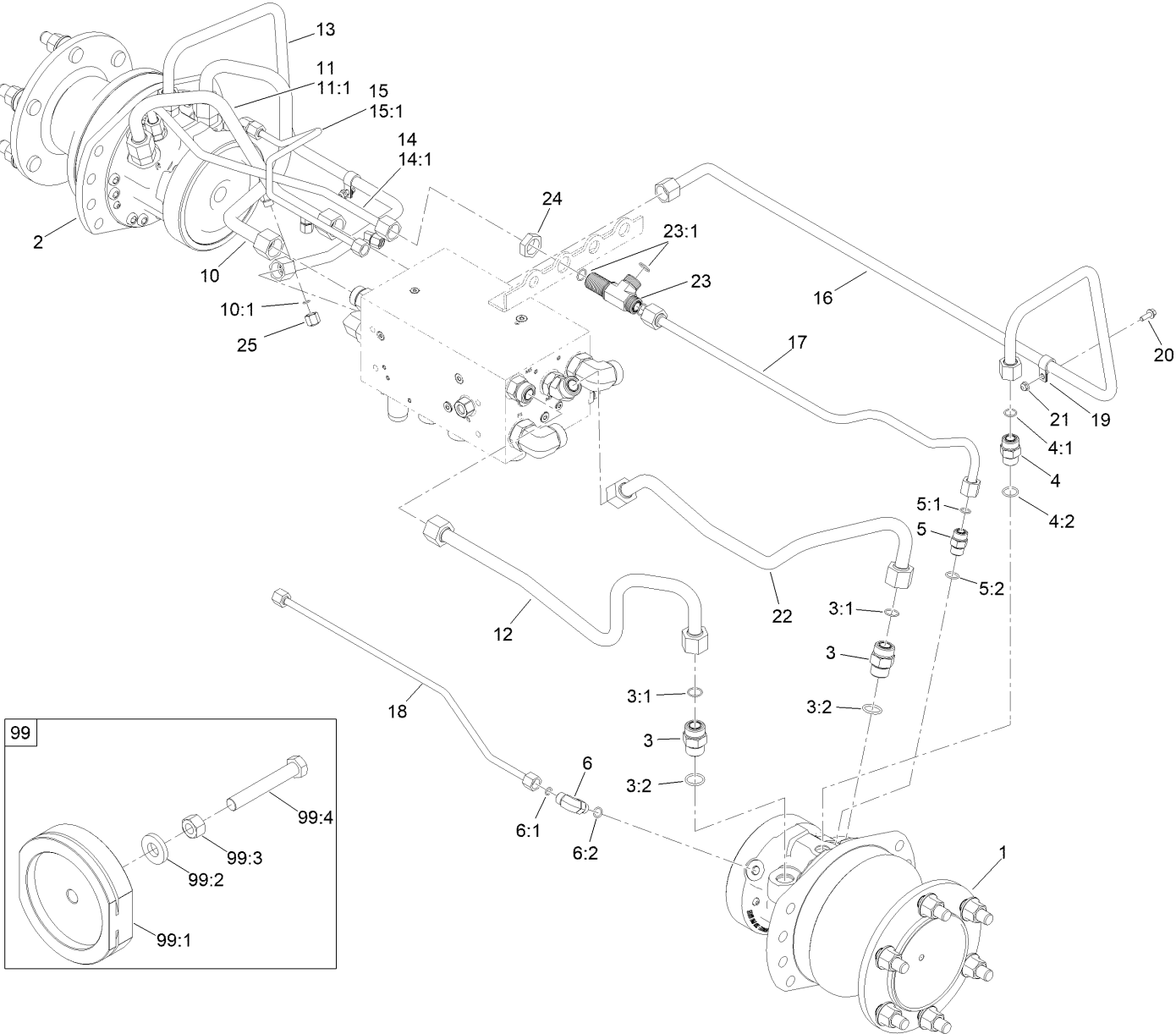


Hydraulic Traction Valve Manifold Assembly No. 137-5623 (continued)

<i>Ref.</i>	<i>Part Number</i>	<i>Qty.</i>	<i>Description</i>	<i>Ref.</i>	<i>Part Number</i>	<i>Qty.</i>	<i>Description</i>
4	353-990	9	Plug ASM	14:1	110-8908	1	Spool Valve Seal Kit
4:1	237-78	1	O-Ring	15	105-9321	1	Check Valve ASM
5	353-989	13	Plug-Hex, Hollow	15:1	105-9156	1	Seal Kit
5:1	237-42	1	O-Ring	16	110-8881	3	Valve-Check
6	353-988	2	Plug-Hex	16:1	105-9159	1	Seal Kit ●
6:1	237-79	1	O-Ring	17	132-4912	1	Valve-Check
7	133-2444	5	Zero-Leak Plug, SAE-12	18	132-4911	1	Valve-Relief, Poppet Type
8	110-5973	1	Orifice-0.030	19	132-4910	1	Regulator-Flow, Pressure Comp
9	133-2445	2	Plug-Socket, Hex	20	132-4909	1	Valve-Shuttle, Hot Oil
10	353-512	3	Plug	21	138-3828	1	Valve-Solenoid, 3 Way 2 Position
10:1	237-78	1	O-Ring	21:1	138-3831	1	Seal Kit
11	353-508	1	Plug-HH	22	138-3827	2	Screw
11:1	237-42	1	O-Ring	23	59-7410	1	Fitting-Diagnostic
12	132-4915	1	Fitting-Adapter, Temp Sensor	23:1	237-42	1	O-Ring
13	132-4914	5	Valve-Piloted Directional, Vented	24	354-79	1	Cap-Dust
13:1	137-5511	1	Seal Kit	25	138-3825	1	Plate-Mounting, Standard
14	132-4913	1	Vent-External, Piloted				

● Not illustrated

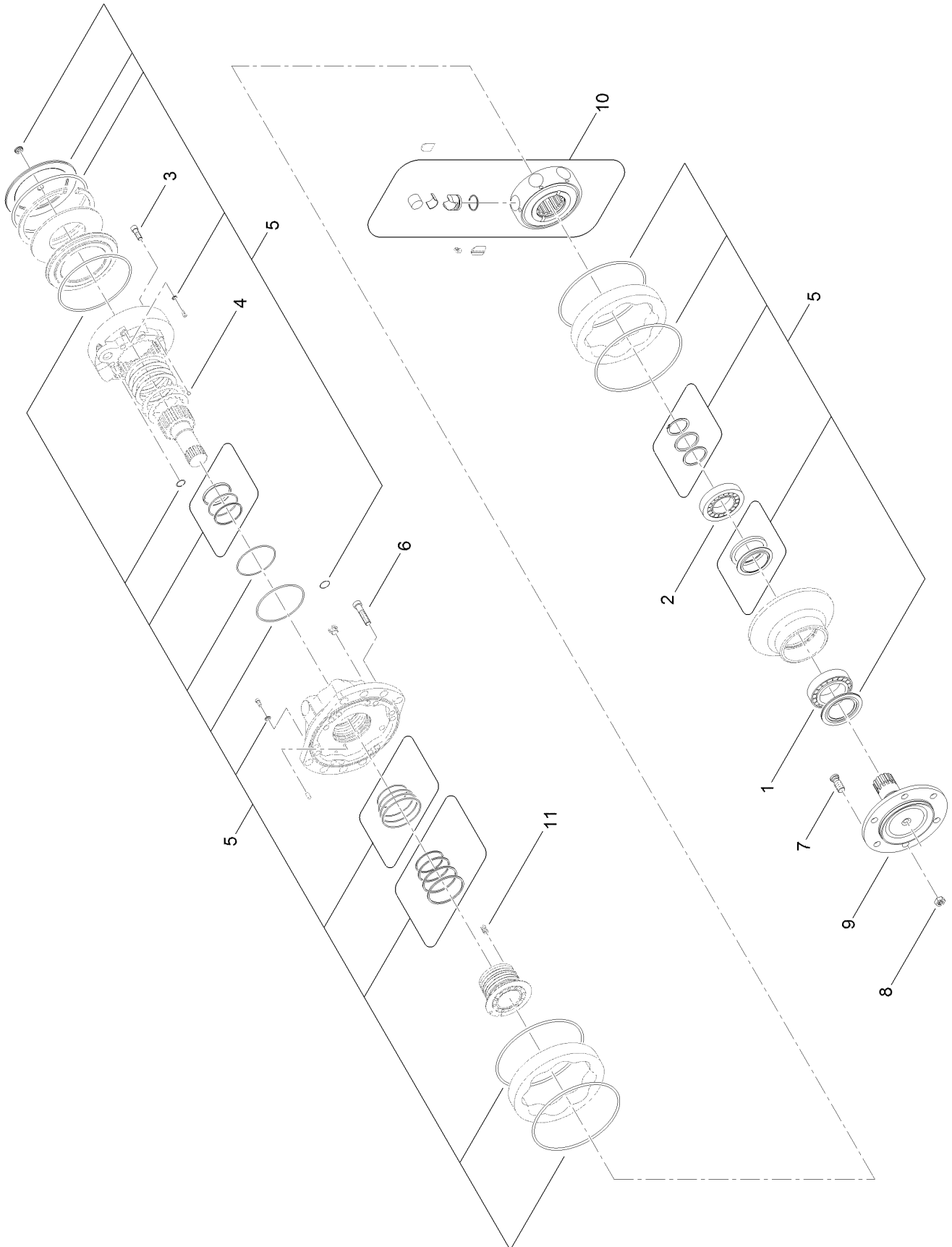
Hydraulic Traction Motors Assembly



Hydraulic Traction Motors Assembly (continued)

<i>Ref.</i>	<i>Part Number</i>	<i>Qty.</i>	<i>Description</i>	<i>Ref.</i>	<i>Part Number</i>	<i>Qty.</i>	<i>Description</i>
1	125-5391	1	LH Hydraulic Motor ASM	14:1	237-30	1	O-Ring
2	125-5434	1	RH Hydraulic Motor ASM	15	130-2541	1	Hydraulic Tube ASM
3	340-9	4	Fitting-STR	15:1	237-22	1	O-Ring
3:1	237-58	1	O-Ring	16	130-9075	1	Hydraulic Tube ASM
3:2	237-81	1	O-Ring	17	130-2554	1	Hydraulic Tube ASM
4	340-7	2	Fitting-Straight	18	130-2555	1	Hydraulic Tube ASM
4:1	237-65	1	O-Ring	19	2412-87	2	Clamp-Cable
4:2	237-80	1	O-Ring	20	3234-4	2	Screw-HHF
5	340-4	2	Fitting-Straight	21	104-7201	2	Nut-HF, NI
5:1	237-30	1	O-Ring	22	130-2556	1	Hydraulic Tube ASM
5:2	237-79	1	O-Ring	23	94-5350	1	Fitting-Tee
6	340-77	2	Fitting-Elbow, 90 DEG	23:1	237-65	3	O-Ring
6:1	237-22	1	O-Ring	24	340-74	1	Nut-Lock, Bulkhead
6:2	237-42	1	O-Ring	25	117-3297	3	Fitting-Cap
10	130-2533	1	Hydraulic Tube ASM	99	144-7177	1	Kit-Parking Brake O-Ring Removal
10:1	237-21	1	O-Ring	99:1	144-7176	1	Tool, Parking Brake Belleville
11	130-2534	1	Hydraulic Tube ASM	99:2	107-3395	1	Washer-Hardened
11:1	237-21	1	O-Ring	99:3	33016-00	1	Nut-Hex
12	130-2537	1	Hydraulic Tube ASM	99:4	33116-080	1	Screw-HH
13	130-9074	1	Hydraulic Tube ASM				
14	130-2540	1	Hydraulic Tube ASM				

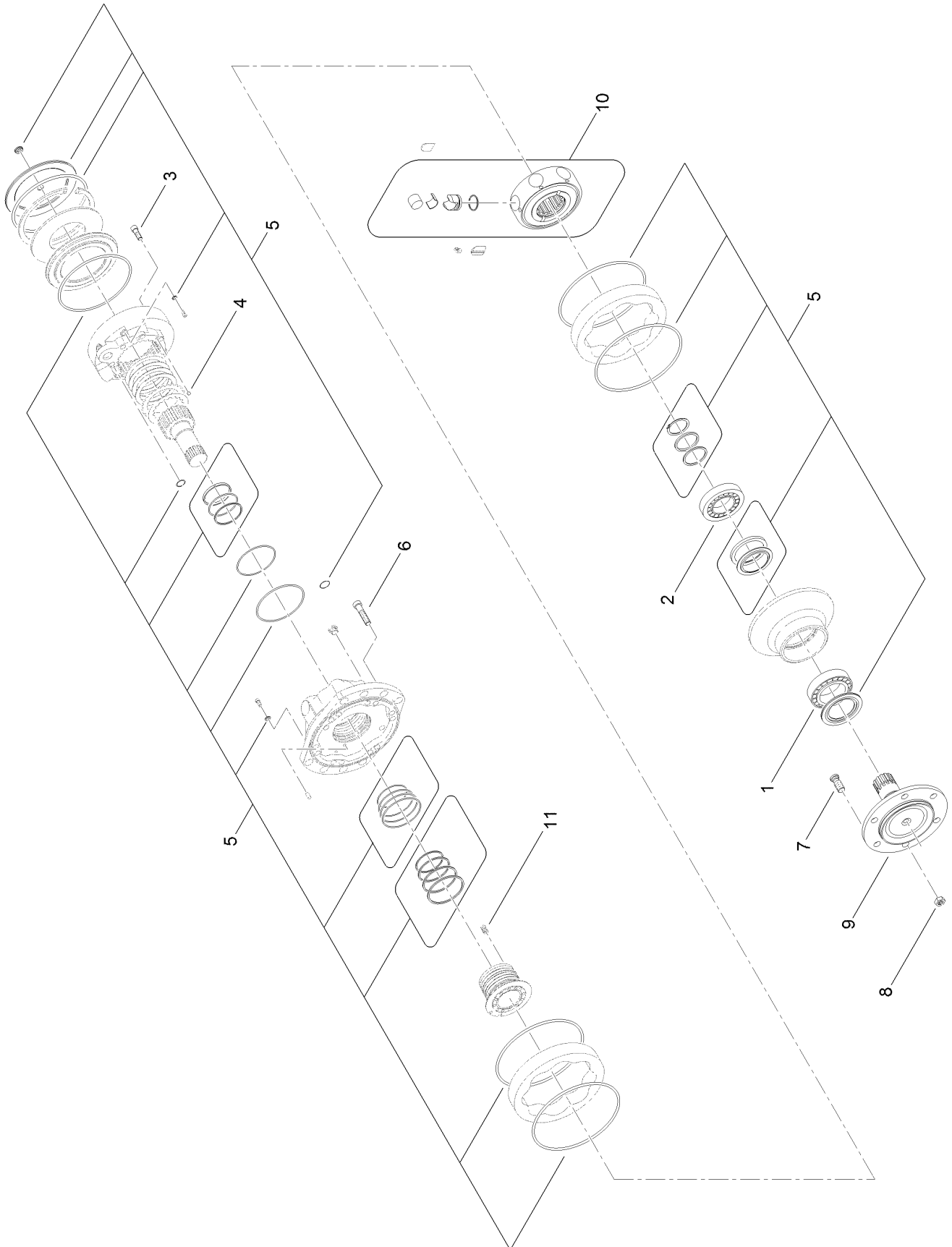
Hydraulic Motor Assembly No. 125-5434



Hydraulic Motor Assembly No. 125-5434 (continued)

<i>Ref.</i>	<i>Part Number</i>	<i>Qty.</i>	<i>Description</i>	<i>Ref.</i>	<i>Part Number</i>	<i>Qty.</i>	<i>Description</i>
1	137-5627	1	Bearing	7	137-5632	1	Stud
2	137-5628	1	Bearing	8	137-5633	1	Lug Nut
3	137-5649	1	Screw	9	137-5634	1	Shaft
4	137-5629	1	Shear Ball	10	137-5578	1	Rotating Group ASM
5	137-5630	1	Master Seal Kit	11	137-5583	1	Spring
6	137-5631	1	Screw				

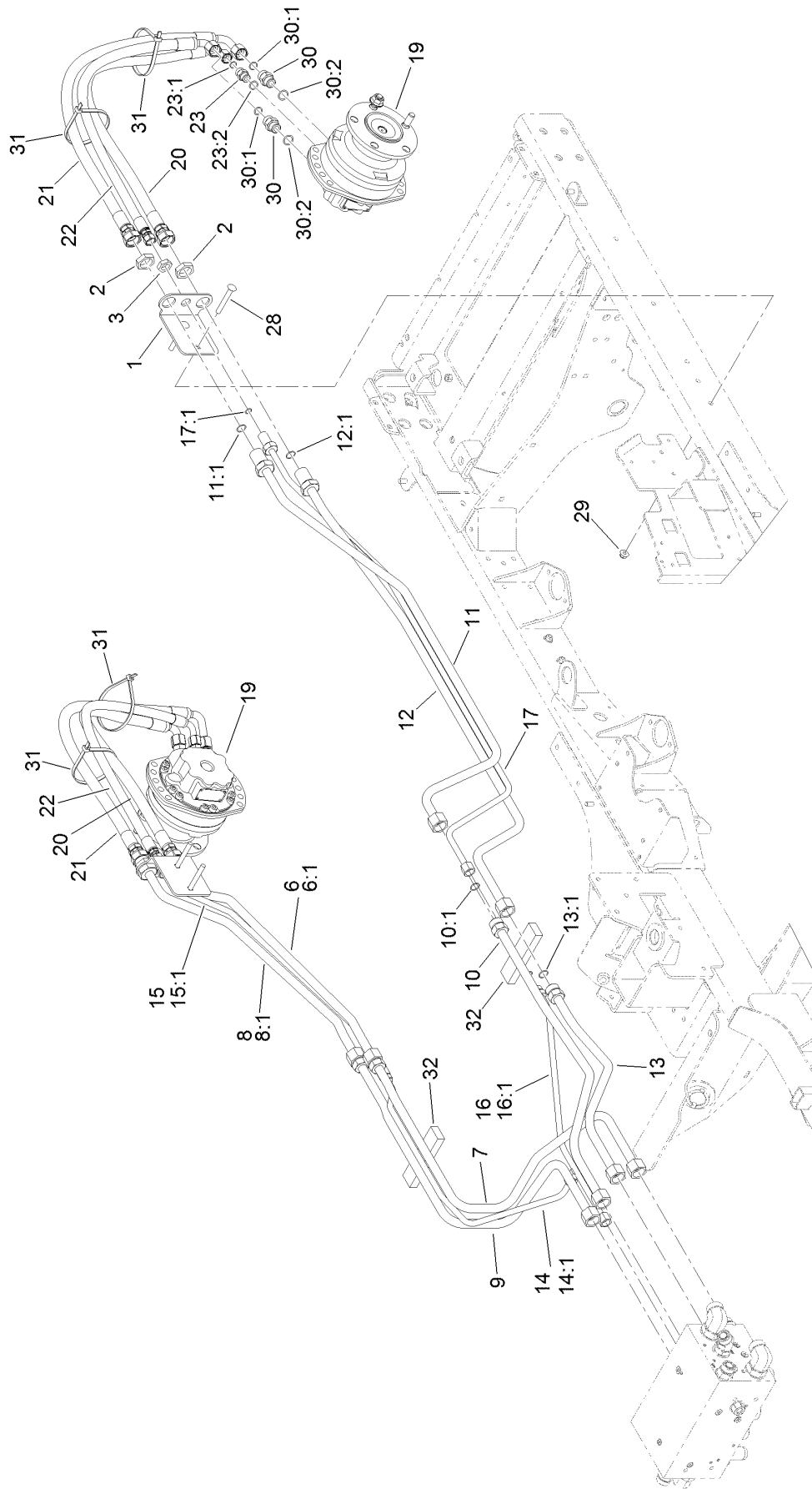
Hydraulic Motor Assembly No. 125-5391



Hydraulic Motor Assembly No. 125-5391 (continued)

<i>Ref.</i>	<i>Part Number</i>	<i>Qty.</i>	<i>Description</i>	<i>Ref.</i>	<i>Part Number</i>	<i>Qty.</i>	<i>Description</i>
1	137-5627	1	Bearing	7	137-5632	1	Stud
2	137-5628	1	Bearing	8	137-5633	1	Lug Nut
3	137-5649	1	Screw	9	137-5634	1	Shaft
4	137-5629	1	Shear Ball	10	137-5578	1	Rotating Group ASM
5	137-5630	1	Master Seal Kit	11	137-5583	1	Spring
6	137-5631	1	Screw				

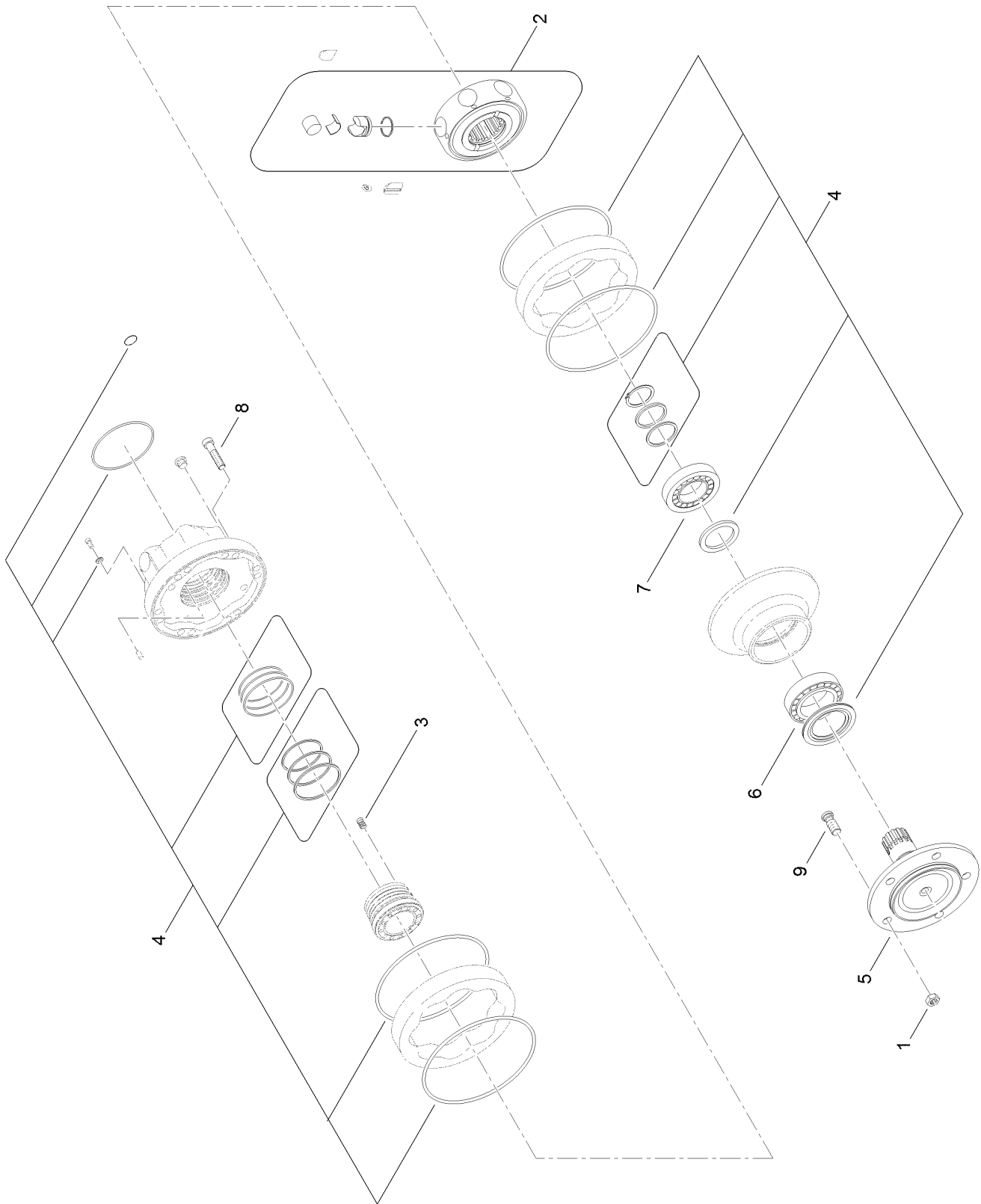
Hydraulic Traction Assembly



Hydraulic Traction Assembly (continued)

<i>Ref.</i>	<i>Part Number</i>	<i>Qty.</i>	<i>Description</i>	<i>Ref.</i>	<i>Part Number</i>	<i>Qty.</i>	<i>Description</i>
1	131-2377-01	2	Support-Bulkhead	15:1	237-30	1	O-Ring
2	340-126	4	Nut-Bulkhead	16	131-2386	1	Hydraulic Tube ASM
3	340-127	2	Nut-Bulkhead	16:1	237-30	2	O-Ring
6	131-2378	1	Hydraulic Tube ASM	17	131-2387	1	Hydraulic Tube ASM
6:1	237-58	1	O-Ring	17:1	237-30	1	O-Ring
7	131-2397	1	Hydraulic Tube ASM	19	132-1425	2	Hydraulic Motor ASM
8	131-2379	1	Hydraulic Tube ASM	20	127-3568	2	Hydraulic Hose ASM
8:1	237-58	1	O-Ring	21	127-3569	2	Hydraulic Hose ASM
9	131-2398	1	Hydraulic Tube ASM	22	131-2383	2	Hydraulic Hose ASM
10	130-2464	1	Hydraulic Tube ASM	23	340-4	2	Fitting-Straight
10:1	237-58	1	O-Ring	23:1	237-30	1	O-Ring
11	131-2388	1	Hydraulic Tube ASM	23:2	237-79	1	O-Ring
11:1	237-58	1	O-Ring	28	3231-42	4	Screw-CARR
12	131-2389	1	Hydraulic Tube ASM	29	104-8301	4	Nut-HF, NI
12:1	237-58	1	O-Ring	30	340-7	4	Fitting-Straight
13	130-2467	1	Hydraulic Tube ASM	30:1	237-65	1	O-Ring
13:1	237-58	1	O-Ring	30:2	237-80	1	O-Ring
14	131-2384	1	Hydraulic Tube ASM	31	3334-945	4	Tie-Cable
14:1	237-30	1	O-Ring	32	132-1393	2	Foam-Support, Tube
15	131-2385	1	Hydraulic Tube ASM				

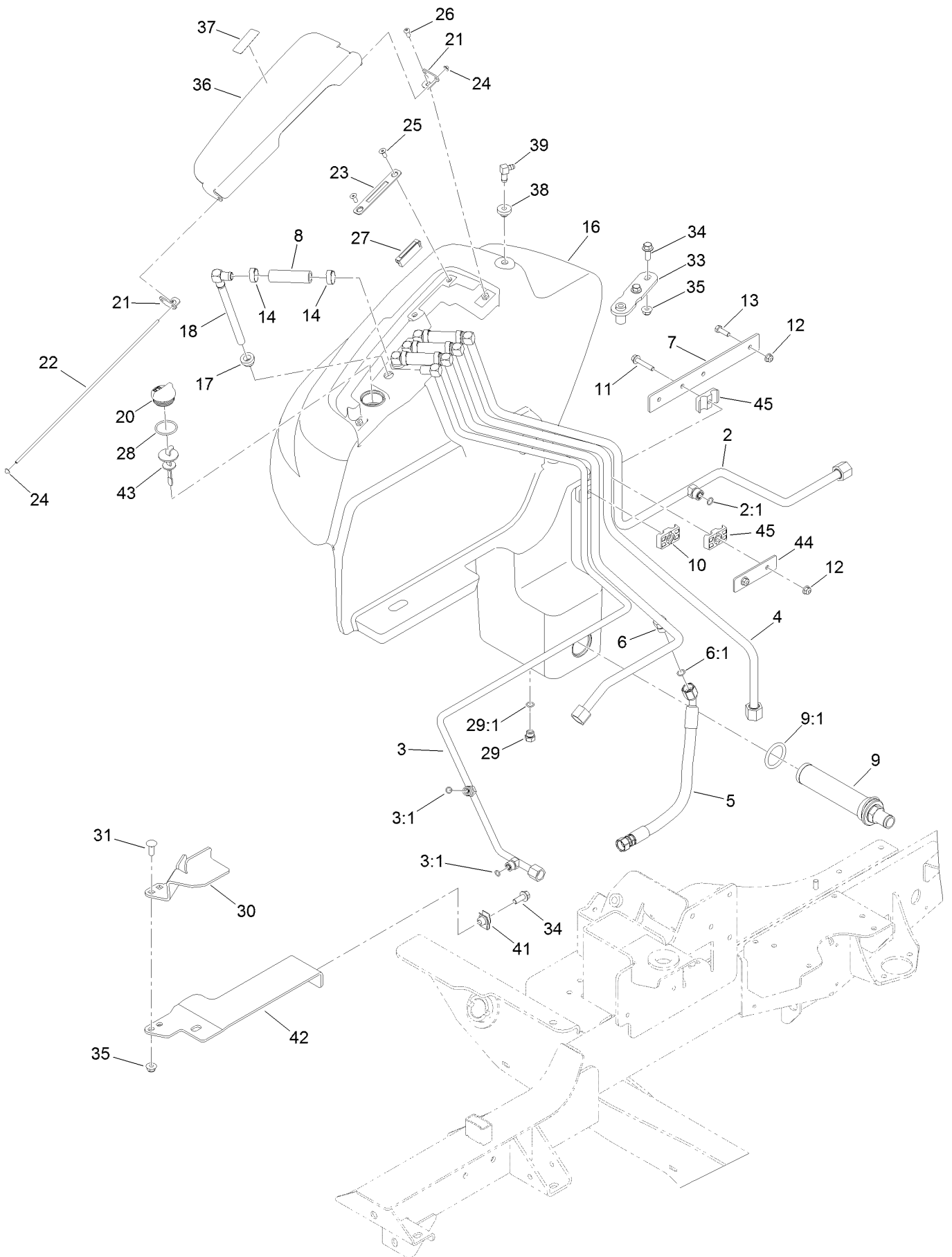
Hydraulic Motor Assembly No. 132-1425



Hydraulic Motor Assembly No. 132-1425 (continued)

<i>Ref.</i>	<i>Part Number</i>	<i>Qty.</i>	<i>Description</i>	<i>Ref.</i>	<i>Part Number</i>	<i>Qty.</i>	<i>Description</i>
1	133-2517	1	Nut-Flange	6	137-5636	1	Bearing
2	133-2518	1	Rotating Group ASM	7	137-5637	1	Bearing
3	137-5583	1	Spring	8	137-5638	1	Screw
4	133-2520	1	Seal Kit	9	137-5639	1	Stud
5	137-5635	1	Shaft				

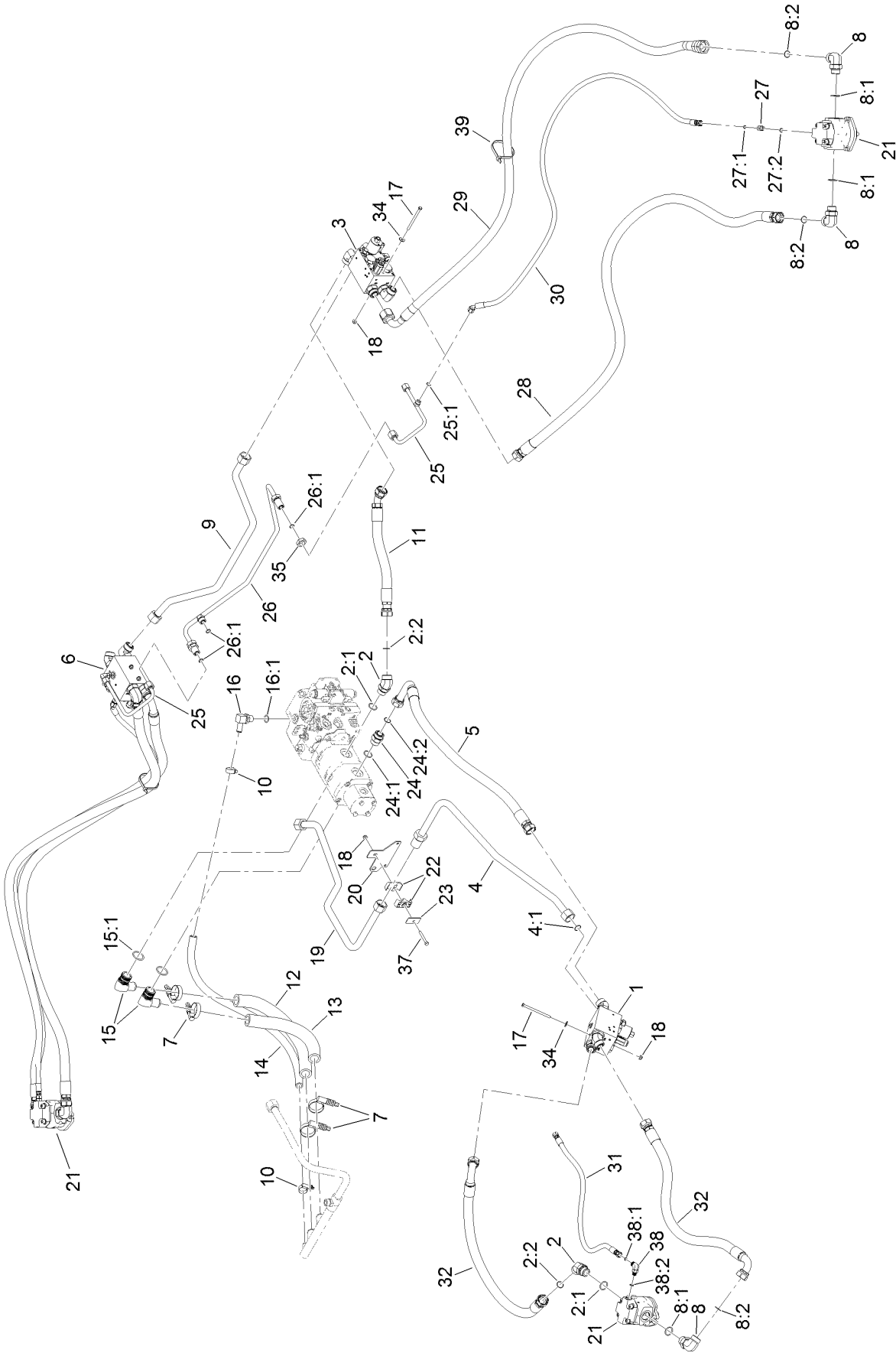
Hydraulic Tank Assembly



Hydraulic Tank Assembly (continued)

<i>Ref.</i>	<i>Part Number</i>	<i>Qty.</i>	<i>Description</i>	<i>Ref.</i>	<i>Part Number</i>	<i>Qty.</i>	<i>Description</i>
2	125-5357	1	Hydraulic Tube ASM	23	114-0941	1	Plate-Latch
2:1	237-30	1	O-Ring	24	1-803001	2	Nut-Push
3	130-2553	1	Hydraulic Tube ASM	25	3274-47	2	Screw-HSFH
3:1	237-22	2	O-Ring	26	3274-31	2	Screw-HSBH
4	130-2511	1	Hydraulic Tube ASM	27	58-4250	1	Catch-Magnetic
5	130-2543	1	Hydraulic Hose ASM	28	94-8166	1	O-Ring
6	130-9036	1	Hydraulic Tube ASM	29	353-508	1	Plug-HH
6:1	237-30	1	O-Ring	29:1	237-42	1	O-Ring
7	114-4919-0P	1	Plate-Mount, Tube	30	139-7819-01	1	Keeper-Tank
8	114-4920	4	Hose	31	3231-22	2	Screw-CARR
9	104-7546	1	Tank Strainer ASM	33	114-0094	1	Hold Down-Tank
9:1	340-136	1	O-Ring	34	3234-42	3	Screw-HHF
10	56-7977	2	Clamp-Tube	35	104-8301	4	Nut-HF, NI
11	94-5780	2	Screw-HWH	36	137-5592-03	1	Cover-Tank, Hydraulic
12	104-8300	4	Nut-HF, NI	37	93-6686	1	Decal-Oil, HYD
13	322-5	2	Screw-HH	38	46-6560	1	Bushing
14	2412-36	8	Clamp-Hose	39	46-6550	1	Fitting-Elbow, 90 DEG
16	119-7726	1	Hydraulic Tank ASM	41	105-4886	1	Nut-Tinnerman
17	104-0790	4	Bushing	42	139-7809-01	1	Support-Tank
18	132-1384	4	Tube-Drop	43	105-2812	1	Dipstick
20	93-7498	1	Plug-Plastic	44	131-2213	1	Plate-Case Drain
21	114-0940	2	Bracket-Hinge	45	56-7971	2	Clamp-Tube
22	114-0904	1	Rod				

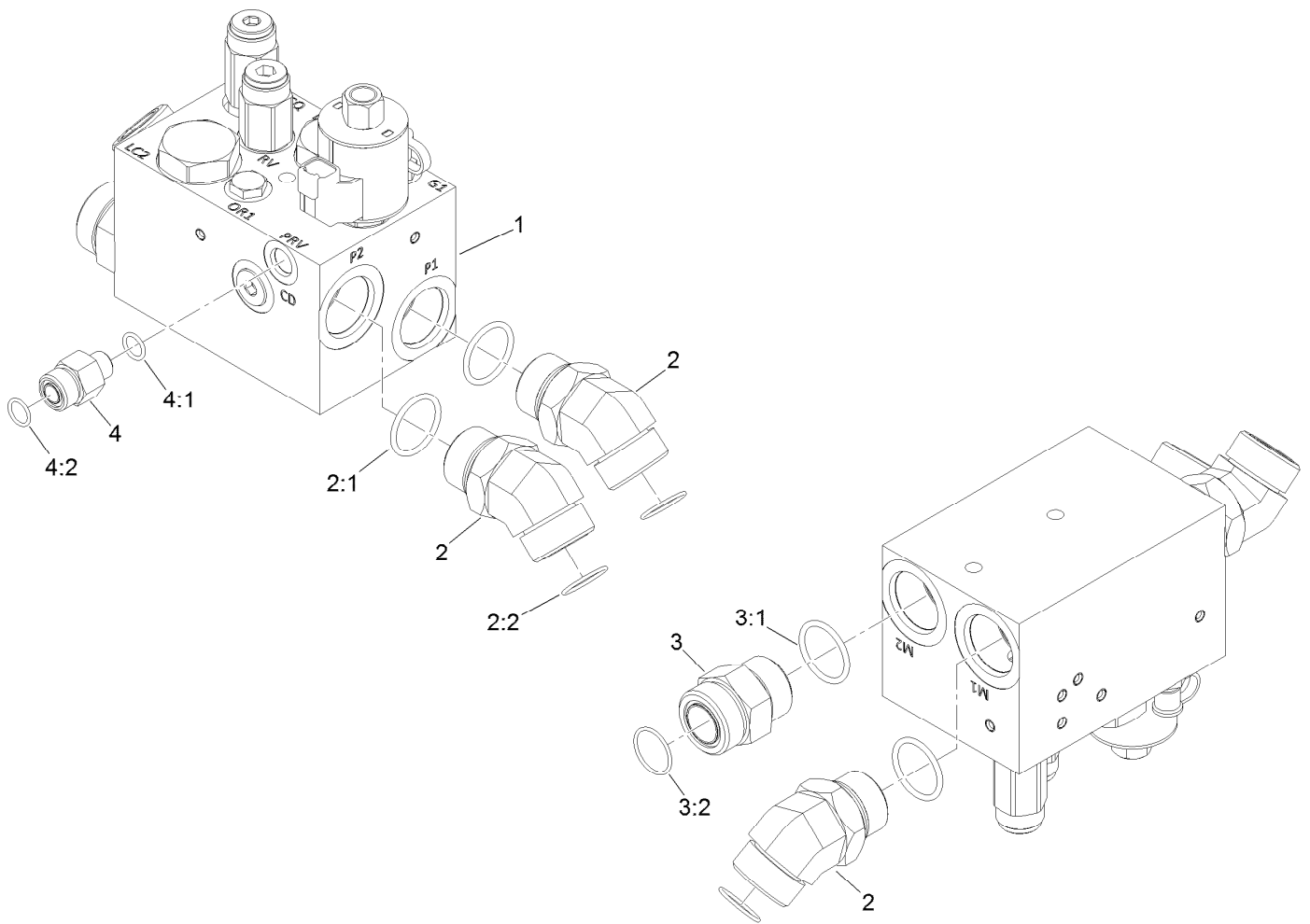
Hydraulic Cutting Circuit Assembly



Hydraulic Cutting Circuit Assembly (continued)

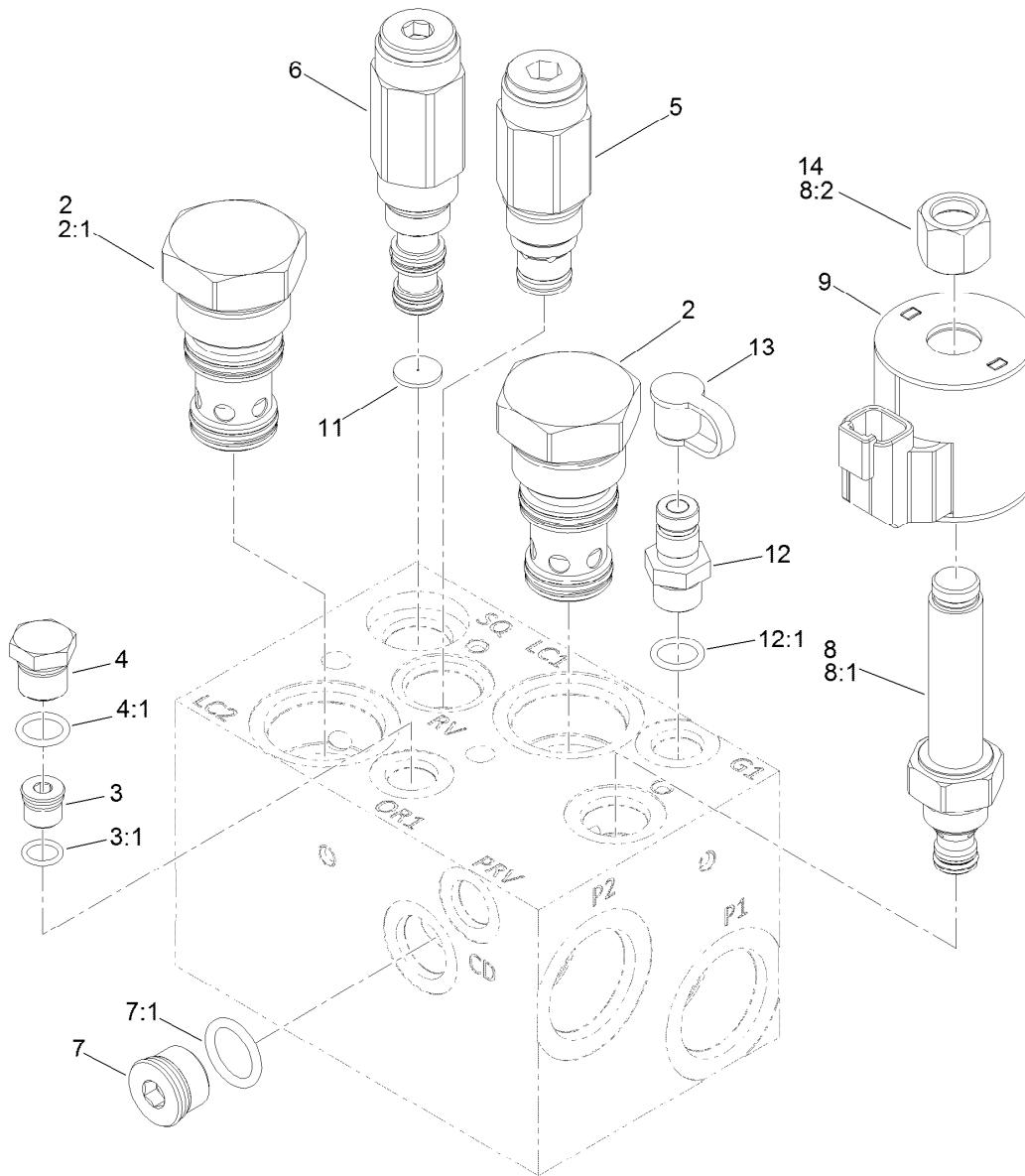
<i>Ref.</i>	<i>Part Number</i>	<i>Qty.</i>	<i>Description</i>	<i>Ref.</i>	<i>Part Number</i>	<i>Qty.</i>	<i>Description</i>
1		1	Center Deck Manifold ASM	20	132-1377-0P	1	Bracket-Hydraulic
2	104-3509	2	Fitting-HYD, 45 DEG	21	125-5392	3	Hydraulic Motor ASM
2:1	237-146	1	O-Ring	22	56-7974	2	Clamp-Tube
2:2	340-65	1	O-Ring	23	69-9761	1	Plate-Cover
3		1	LH Deck Manifold ASM ●	24	104-3797	1	Fitting-Straight
4	130-2549	1	Hydraulic Tube ASM	24:1	237-146	1	O-Ring
4:1	340-65	1	O-Ring	24:2	340-65	1	O-Ring
5	125-5346	1	Hydraulic Hose ASM	25	125-5326	2	Hydraulic Tube ASM
6		1	RH Deck Manifold ASM ●	25:1	237-22	1	O-Ring
7	121-7536	4	Clamp-Torque, Constant	26	125-5356	1	Hydraulic Tube ASM
8	340-129	5	Fitting-Elbow, 90 DEG	26:1	237-65	3	O-Ring
8:1	237-146	1	O-Ring	27	340-2	2	Fitting-Straight
8:2	340-65	1	O-Ring	27:1	237-22	1	O-Ring
9	125-5325	1	Hydraulic Tube ASM	27:2	237-42	1	O-Ring
10	132-1383	2	Clamp-Belville Sprg	28	140-5801	2	Hydraulic Hose ASM
11	125-5328	1	Hydraulic Hose ASM	29	140-5802	2	Hydraulic Hose ASM
12	127-3466	1	Hose-Hydraulic	30	130-9154	2	Hydraulic Hose ASM
13	127-3467	1	Hose-Hydraulic	31	132-1389	1	Hydraulic Hose ASM
14	127-3468	1	Hose-Hydraulic	32	140-5803	2	Hydraulic Hose ASM
15	92-7526	2	Fitting-HYD 90 Spcl	34	3256-56	6	Washer-Flat
15:1	237-101	1	O-Ring	35	340-74	2	Nut-Lock, Bulkhead
16	353-987	1	Fitting-Elbow, 90	37	322-12	1	Screw-HH
16:1	237-81	1	O-Ring	38	340-77	1	Fitting-Elbow, 90 DEG
17	130-9133	6	Screw-HH	38:1	237-22	1	O-Ring
18	104-8300	7	Nut-HF, NI	38:2	237-42	1	O-Ring
19	132-1374	1	Hydraulic Tube ASM	39	3334-945	2	Tie-Cable

● Not serviced separately



Center Cutting Deck Drive Valve Assembly

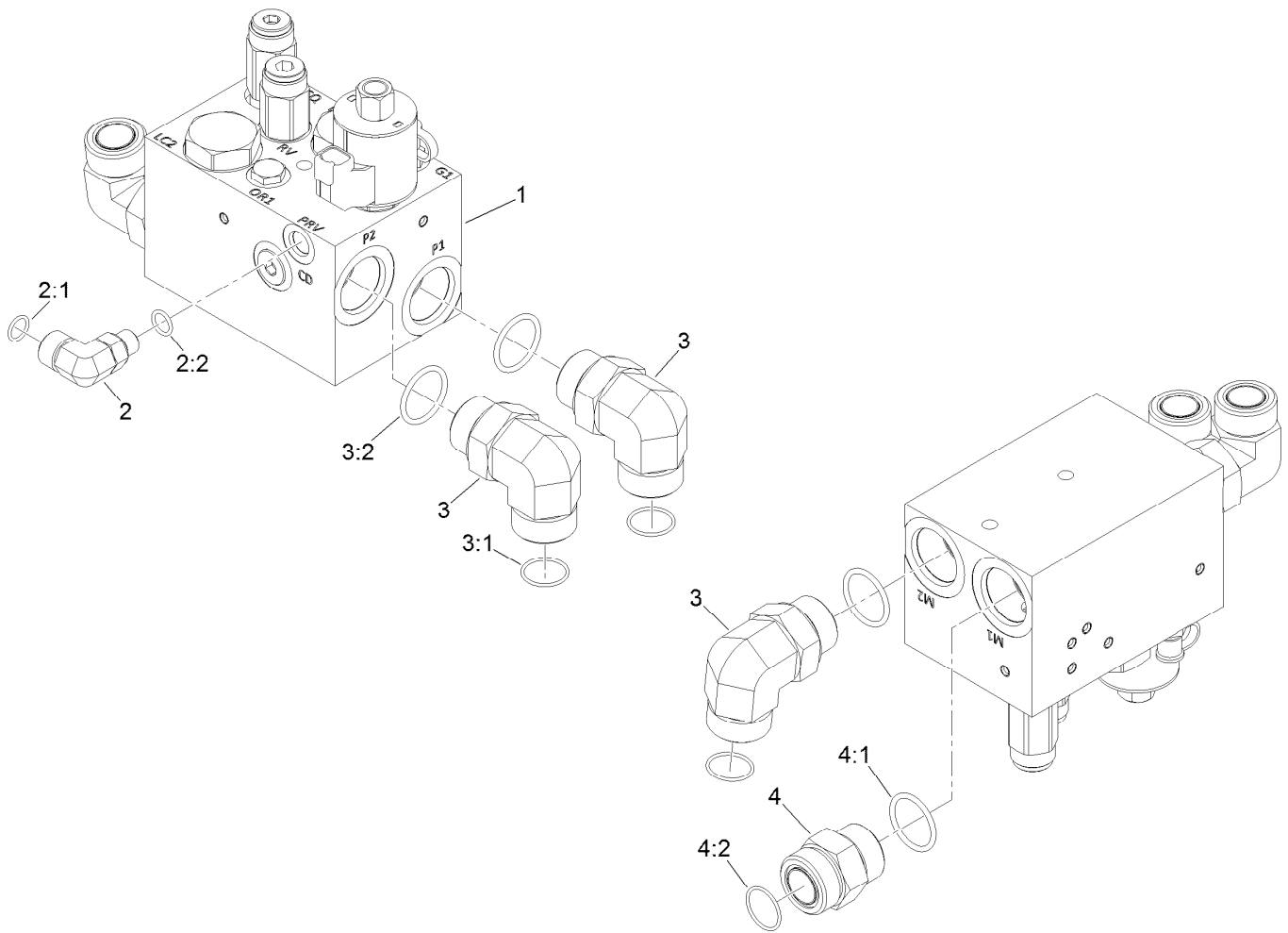
Ref.	Part Number	Qty.	Description
1	132-1394	1	Center Deck Manifold ASM
2	104-3509	3	Fitting-HYD, 45 DEG
2:1	237-146	1	O-Ring
2:2	340-65	1	O-Ring
3	104-3797	1	Fitting-Straight
3:1	237-146	1	O-Ring
3:2	340-65	1	O-Ring
4	340-5	1	Fitting-Straight
4:1	237-42	1	O-Ring
4:2	237-30	1	O-Ring



Hydraulic Manifold Assembly No. 132-1394

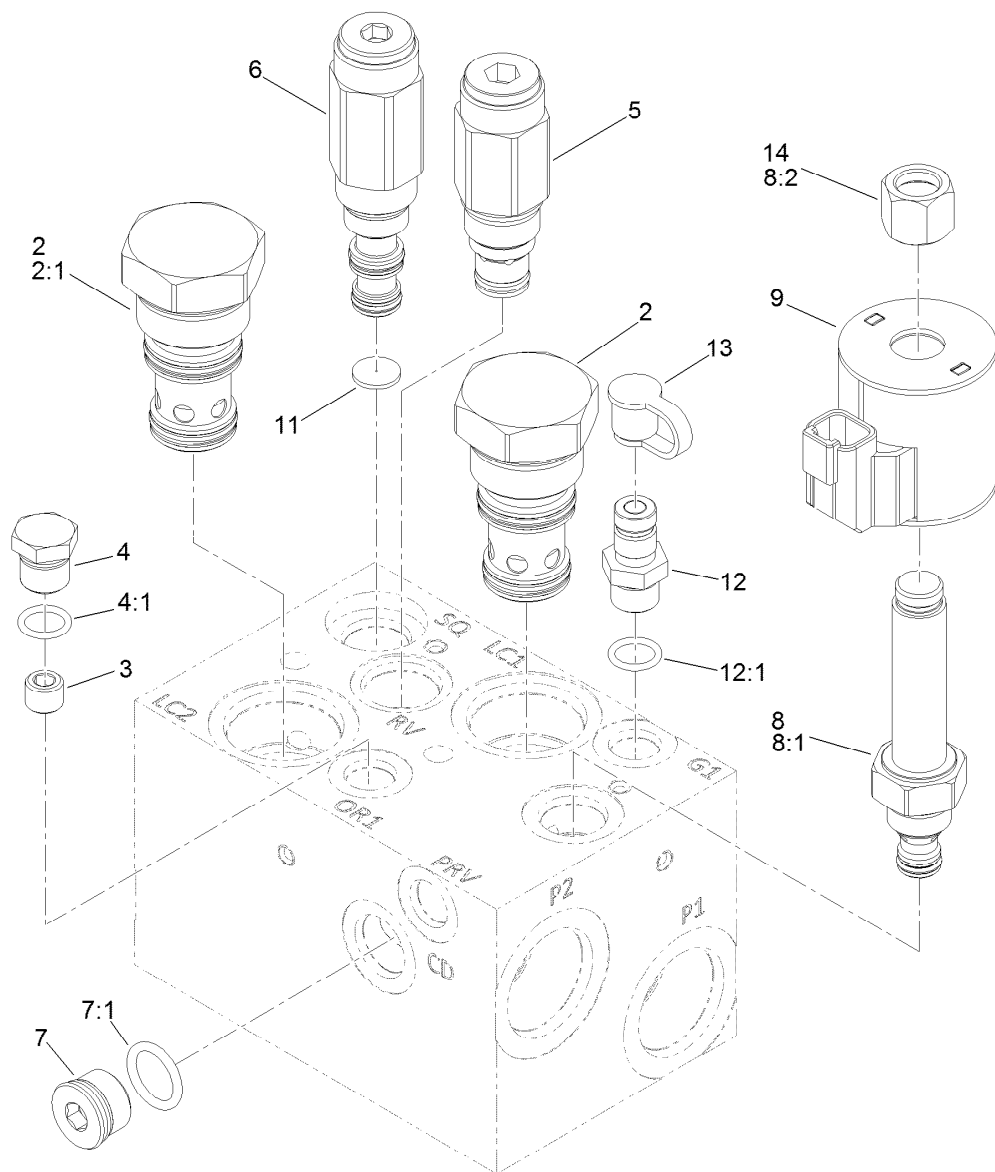
<i>Ref.</i>	<i>Part Number</i>	<i>Qty.</i>	<i>Description</i>
2	132-4896	2	Element-Logic
2:1	139-7839	1	Seal Kit
3	353-990	1	Plug ASM
3:1	237-78	1	O-Ring
4	353-508	1	Plug-HH
4:1	237-42	1	O-Ring
5	132-4894	1	Valve-Relief, Poppet
6	132-4893	1	Valve-Sequence, 110 PSI
7	353-988	1	Plug-Hex
7:1	237-79	1	O-Ring

<i>Ref.</i>	<i>Part Number</i>	<i>Qty.</i>	<i>Description</i>
8	117-0227	1	Valve-Relief, Proportional
8:1	105-9156	1	Seal Kit
8:2	130-8180	1	Nut-Coil (9/16-24 Unef-2B)
9	119-4619	1	Coil-Solenoid
11	132-4891	1	Disc-Orifice
12	59-7410	1	Fitting-Diagnostic
12:1	237-42	1	O-Ring
13	354-79	1	Cap-Dust
14	130-8180	1	Nut-Coil (9/16-24 Unef-2B)



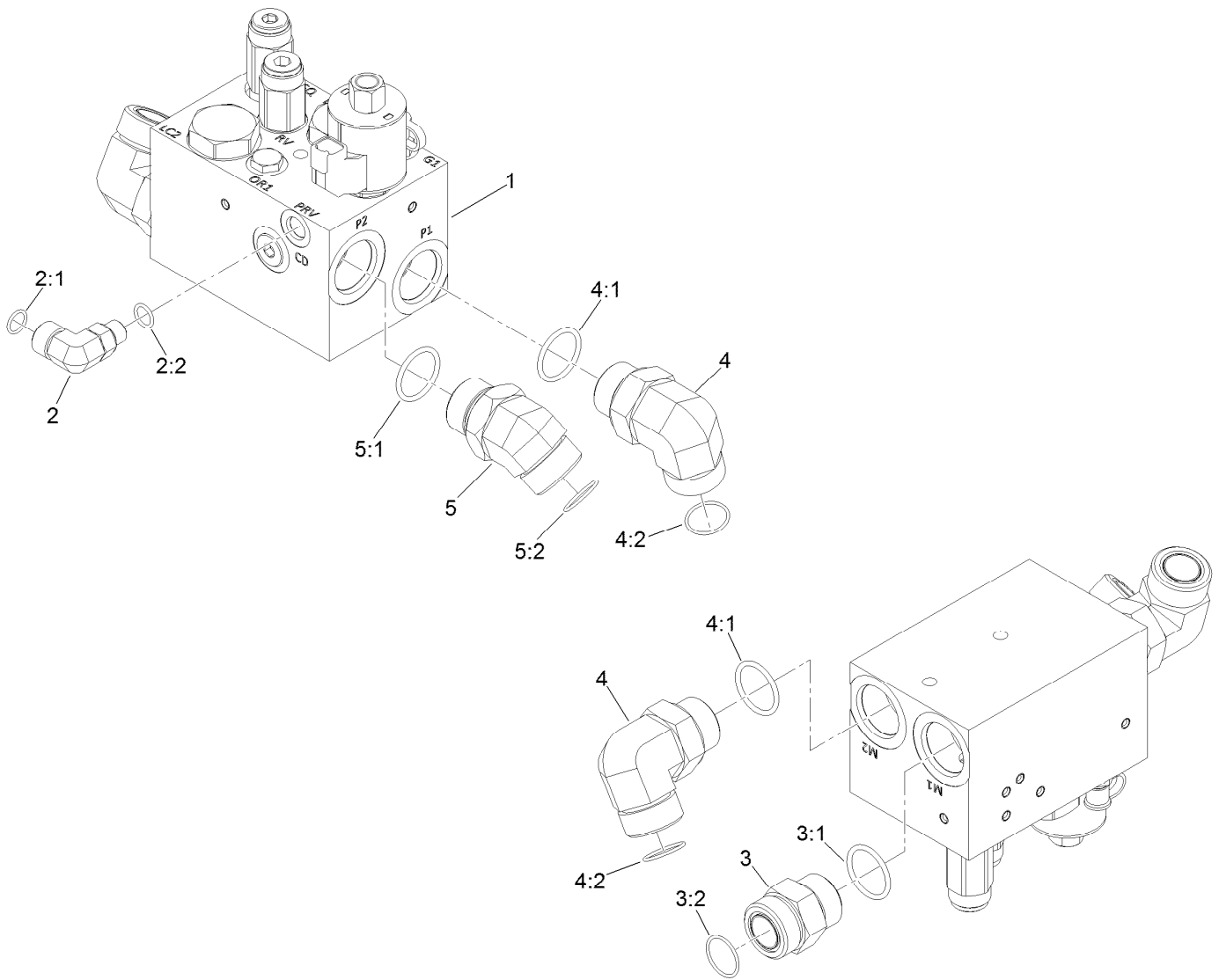
LH Cutting Deck Drive Valve Assembly

Ref.	Part Number	Qty.	Description
1	132-1395	1	LH Deck Manifold ASM
2	340-99	1	Fitting-HYD, 90 DEG
2:1	237-30	1	O-Ring
2:2	237-42	1	O-Ring
3	340-129	3	Fitting-Elbow, 90 DEG
3:1	237-146	1	O-Ring
3:2	340-65	1	O-Ring
4	104-3797	1	Fitting-Straight
4:1	237-146	1	O-Ring
4:2	340-65	1	O-Ring



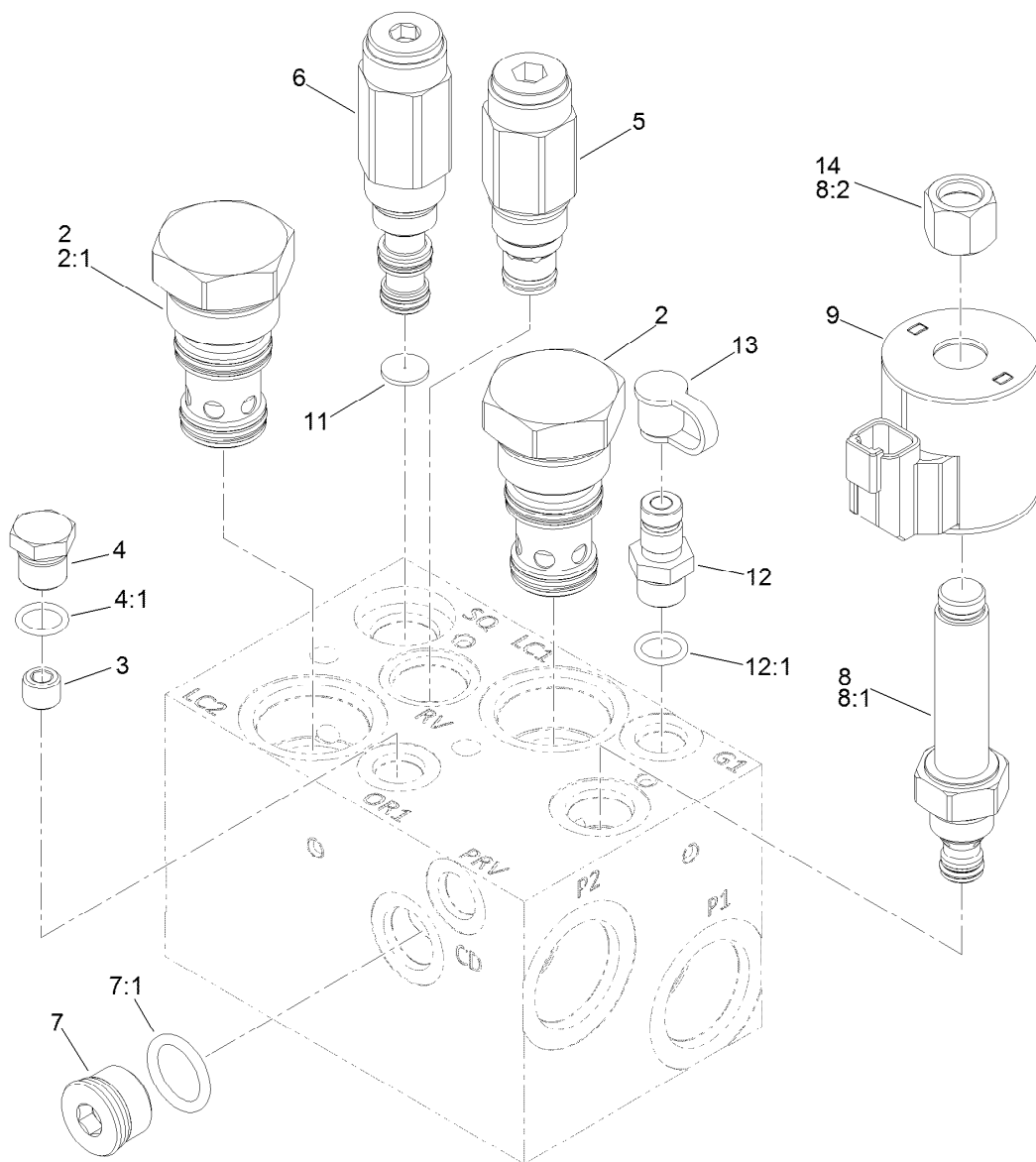
Hydraulic Manifold Assembly No. 132-1395

<i>Ref.</i>	<i>Part Number</i>	<i>Qty.</i>	<i>Description</i>	<i>Ref.</i>	<i>Part Number</i>	<i>Qty.</i>	<i>Description</i>
2	132-4896	2	Element-Logic	8	117-0227	1	Valve-Relief, Proportional
2:1	139-7839	1	Seal Kit	8:1	105-9156	1	Seal Kit
3	132-4895	1	Orifice	8:2	130-8180	1	Nut-Coil (9/16-24 Unef-2B)
4	353-508	1	Plug-HH	9	119-4619	1	Coil-Solenoid
4:1	237-42	1	O-Ring	11	132-4891	1	Disc-Orifice
5	132-4894	1	Valve-Relief, Poppet	12	59-7410	1	Fitting-Diagnostic
6	132-4893	1	Valve-Sequence, 110 PSI	12:1	237-42	1	O-Ring
7	353-988	1	Plug-Hex	13	354-79	1	Cap-Dust
7:1	237-79	1	O-Ring	14	130-8180	1	Nut-Coil (9/16-24 Unef-2B)



RH Cutting Deck Drive Valve Assembly

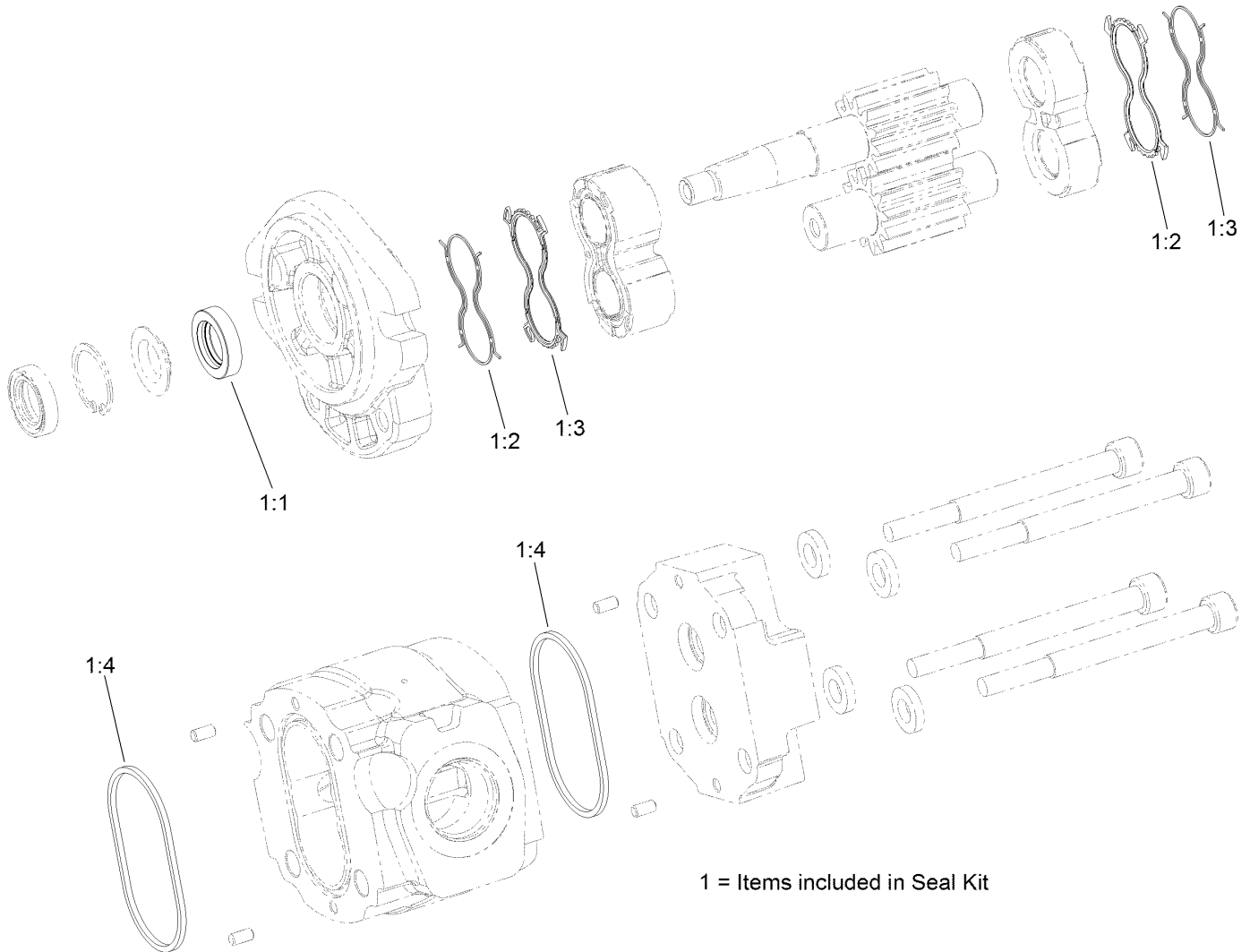
Ref.	Part Number	Qty.	Description
1	132-1396	1	RH Deck Manifold ASM
2	340-99	1	Fitting-HYD, 90 DEG
2:1	237-30	1	O-Ring
2:2	237-42	1	O-Ring
3	104-3797	1	Fitting-Straight
3:1	237-146	1	O-Ring
3:2	340-65	1	O-Ring
4	340-129	2	Fitting-Elbow, 90 DEG
4:1	237-146	1	O-Ring
4:2	340-65	1	O-Ring
5	104-3509	1	Fitting-HYD, 45 DEG
5:1	237-146	1	O-Ring
5:2	340-65	1	O-Ring



Hydraulic Manifold Assembly No. 132-1396

<i>Ref.</i>	<i>Part Number</i>	<i>Qty.</i>	<i>Description</i>	<i>Ref.</i>	<i>Part Number</i>	<i>Qty.</i>	<i>Description</i>
2	132-4896	2	Element-Logic	8	117-0227	1	Valve-Relief, Proportional
2:1	139-7839	1	Seal Kit	8:1	105-9156	1	Seal Kit
3	132-4895	1	Orifice	8:2	130-8180	1	Nut-Coil (9/16-24 Unef-2B)
4	353-508	1	Plug-HH	9	119-4619	1	Coil-Solenoid
4:1	237-42	1	O-Ring	11	132-4891	1	Disc-Orifice
5	132-4894	1	Valve-Relief, Poppet	12	59-7410	1	Fitting-Diagnostic
6	132-4893	1	Valve-Sequence, 110 PSI	12:1	237-42	1	O-Ring
7	353-988	1	Plug-Hex	13	354-79	1	Cap-Dust
7:1	237-79	1	O-Ring	14	130-8180	1	Nut-Coil (9/16-24 Unef-2B)

Hydraulic Motor Assembly No. 125-5392

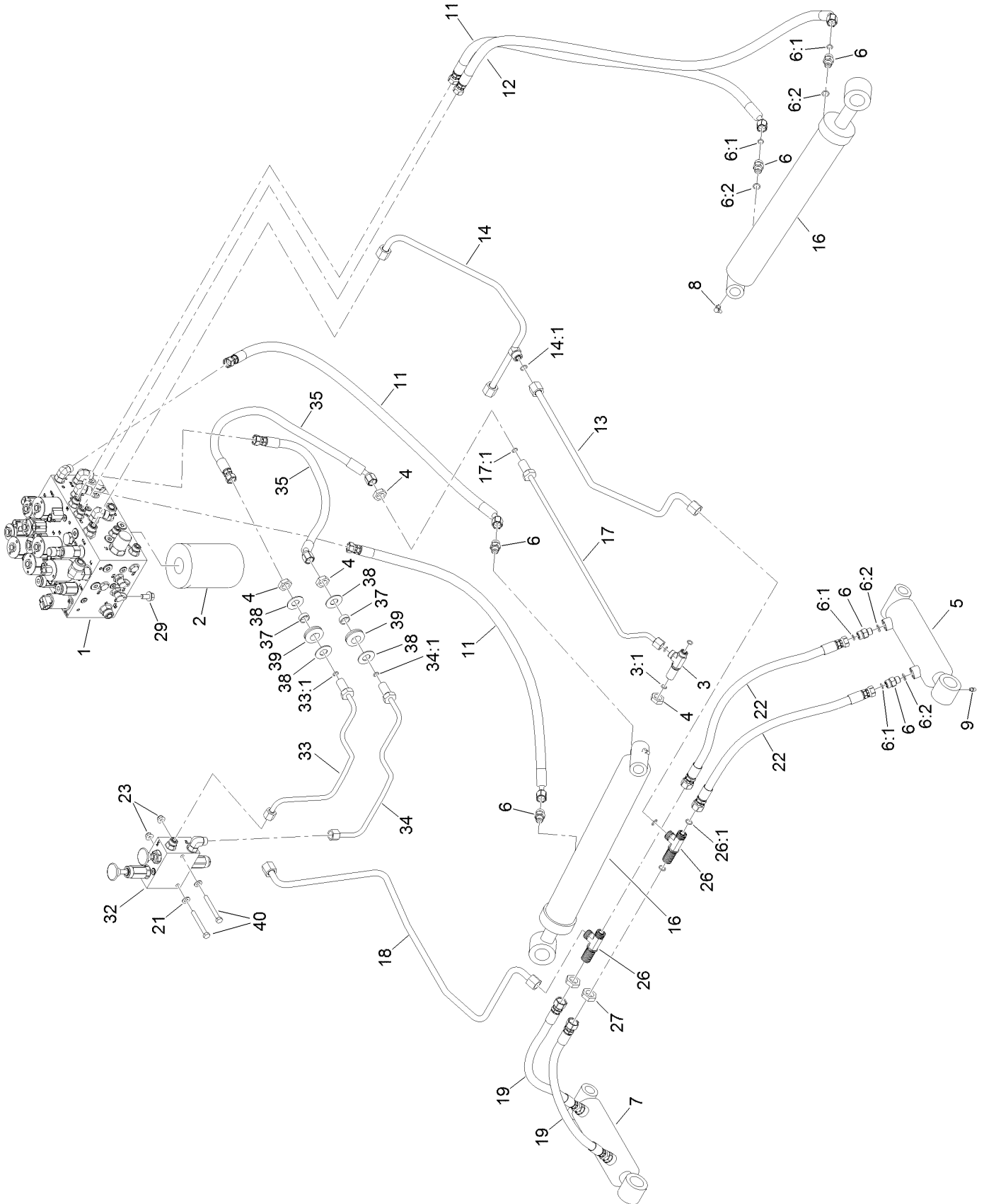


Hydraulic Motor Assembly No. 125-5392 (continued)

<i>Ref.</i>	<i>Part Number</i>	<i>Qty.</i>	<i>Description</i>	<i>Ref.</i>	<i>Part Number</i>	<i>Qty.</i>	<i>Description</i>
1	115-4110	1	Seal Kit	1:3		2	Seal-Anti Extrusion ●
1:1		2	Seal-Shaft ●	1:4		2	O-Ring (Housing) ●
1:2		2	Seal-Plate, Balancing ●				

● Not serviced separately

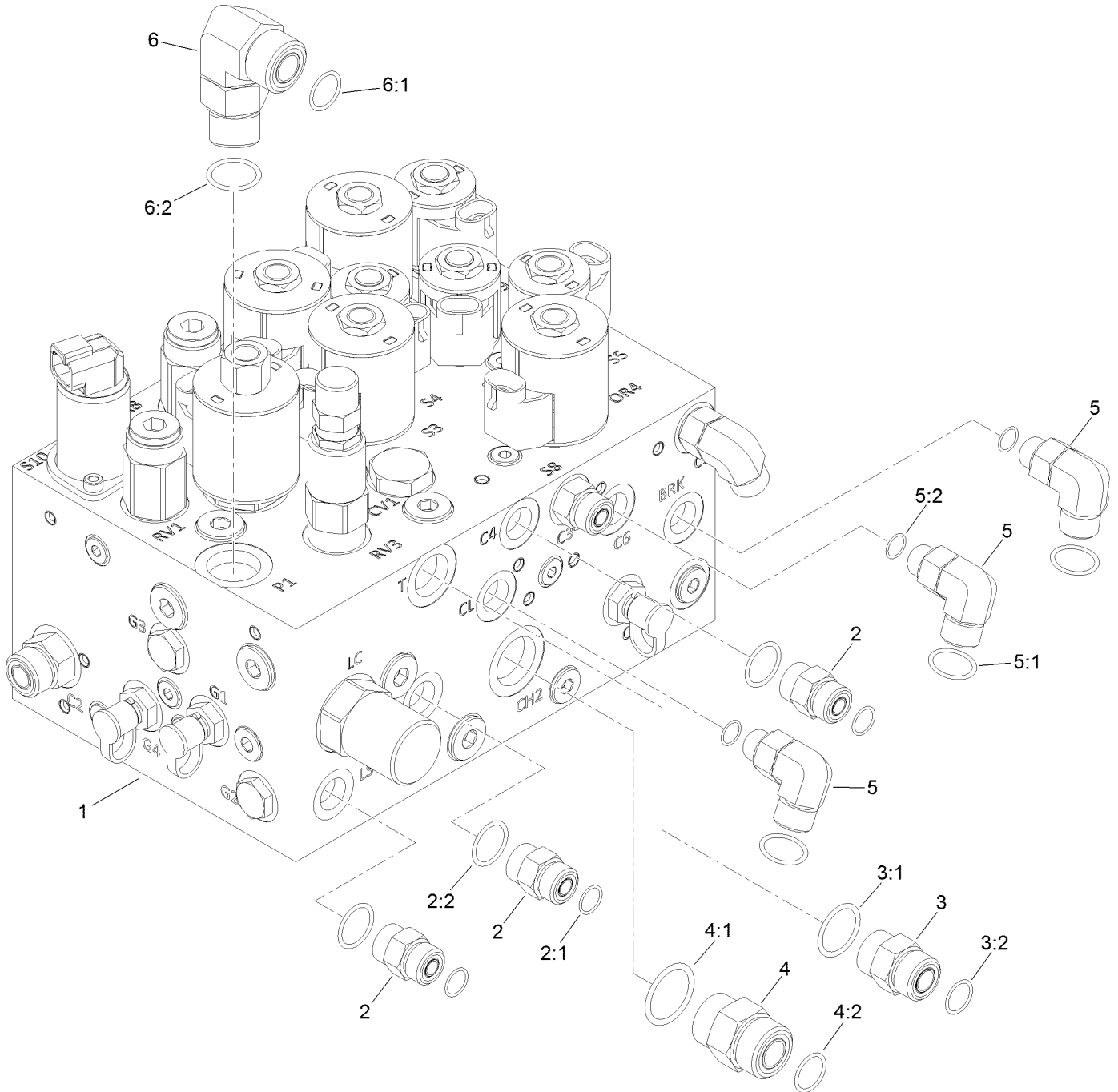
Hydraulic Steering/Lift Circuit Assembly



Hydraulic Steering/Lift Circuit Assembly (continued)

<i>Ref.</i>	<i>Part Number</i>	<i>Qty.</i>	<i>Description</i>	<i>Ref.</i>	<i>Part Number</i>	<i>Qty.</i>	<i>Description</i>
1	137-5626	1	Manifold-Steering/Lift	18	130-9038	1	Hydraulic Tube ASM
2	75-1310	1	Filter-HYD	19	131-2298	2	Hydraulic Hose ASM
3	340-68	1	Fitting-Tee, Bulkhead	21	3256-23	2	Washer-Plain
3:1	237-22	3	O-Ring	22	131-2299	2	Hydraulic Hose ASM
4	340-70	4	Nut-Lock	23	104-8300	2	Nut-HF, NI
5	114-4831	1	LH Lift Cylinder ASM	26	340-121	2	Fitting-Tee
6	340-2	8	Fitting-Straight	26:1	237-30	3	O-Ring
6:1	237-22	1	O-Ring	27	340-127	2	Nut-Bulkhead
6:2	237-42	1	O-Ring	29	3234-12	4	Screw-HHF
7	114-4830	1	RH Lift Cylinder ASM	32	132-1378	1	Manual Park Brake Manifold ASM
8	302-60	2	Fitting-Grease	33	132-1380	1	Hydraulic Tube ASM
9	302-5	4	Fitting-Grease	33:1	237-22	1	O-Ring
11	131-2216	3	Hydraulic Hose ASM	34	132-1381	1	Hydraulic Tube ASM
12	131-2217	1	Hydraulic Hose ASM	34:1	237-22	1	O-Ring
13	130-9035	1	Hydraulic Tube ASM	35	132-1382	2	Hydraulic Hose ASM
14	131-2374	1	Hydraulic Tube ASM	37	69-8970	2	Spacer
14:1	237-30	1	O-Ring	38	69-8940	4	Washer
16	114-5685	2	HYD Cylinder ASM	39	240-4	2	Grommet-Rubber
17	131-2371	1	Hydraulic Tube ASM	40	322-13	2	Screw-HH
17:1	237-22	1	O-Ring				

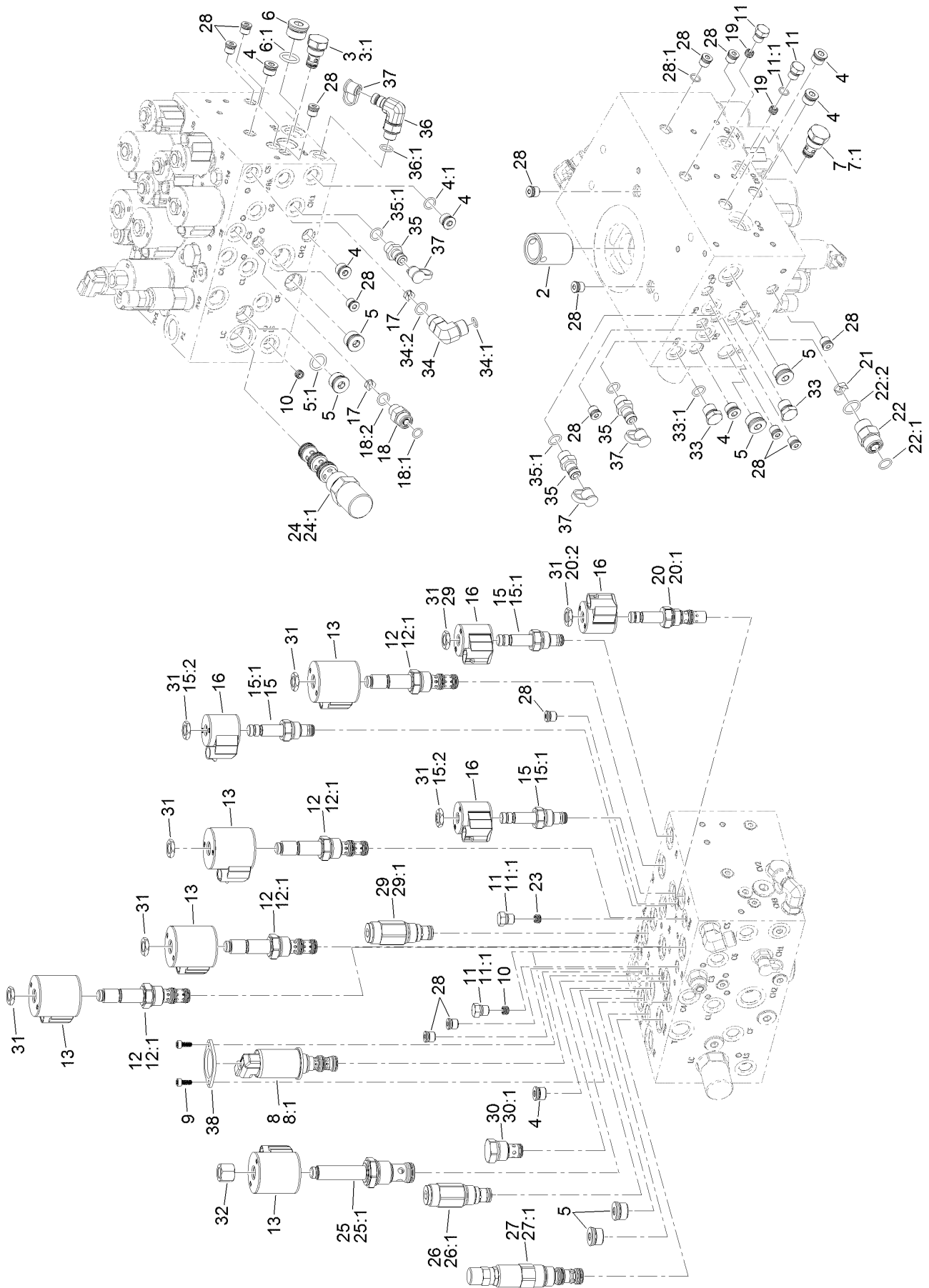
Steering/Lift Valve Assembly No. 137-5626



Steering/Lift Valve Assembly No. 137-5626 (continued)

<i>Ref.</i>	<i>Part Number</i>	<i>Qty.</i>	<i>Description</i>	<i>Ref.</i>	<i>Part Number</i>	<i>Qty.</i>	<i>Description</i>
1	137-5625	1	Manifold-Steering/Lift	4:1	237-30	1	O-Ring
2	340-2	3	Fitting-Straight	4:2	237-79	1	O-Ring
2:1	237-22	1	O-Ring	5	340-7	1	Fitting-Straight
2:2	237-42	1	O-Ring	5:1	237-65	1	O-Ring
3	340-77	3	Fitting-Elbow, 90 DEG	5:2	237-80	1	O-Ring
3:1	237-22	1	O-Ring	6	340-17	1	Fitting-Elbow, 90 DEG
3:2	237-42	1	O-Ring	6:1	237-65	1	O-Ring
4	340-4	1	Fitting-Straight	6:2	237-80	1	O-Ring

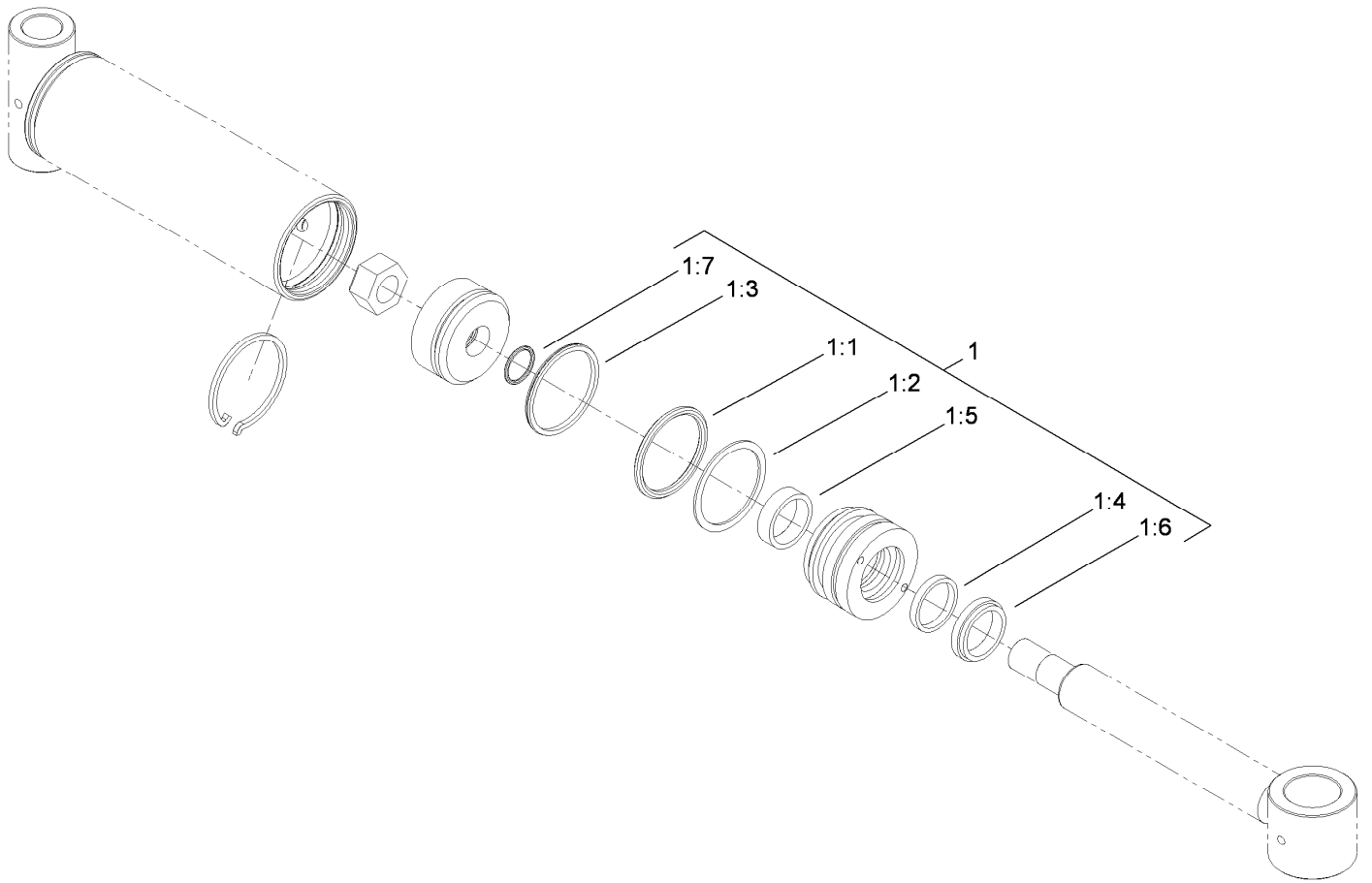
Hydraulic Steering/Lift Manifold Assembly No. 137-5625



Hydraulic Steering/Lift Manifold Assembly No. 137-5625 (continued)

<i>Ref.</i>	<i>Part Number</i>	<i>Qty.</i>	<i>Description</i>	<i>Ref.</i>	<i>Part Number</i>	<i>Qty.</i>	<i>Description</i>
2	125-7551	1	Nipple-Filter	20:2	110-2634	1	Nut-Coil
3	132-4916	1	Valve-Check	21	132-4918	1	Orifice-Control, Flow
4	353-989	7	Plug-Hex, Hollow	22	340-4	1	Fitting-Straight
4:1	237-42	1	O-Ring	22:1	237-30	1	O-Ring
5	353-988	6	Plug-Hex	22:2	237-79	1	O-Ring
5:1	237-79	1	O-Ring	23	130-1674	1	Orifice-Control, Flow
6	354-70	1	Plug-Hex, Hollow	24	139-7834	1	Pressure Compensator
6:1	237-80	1	O-Ring	24:1	110-6111	1	Seal Kit
7	105-9321	1	Check Valve ASM	25	132-4920	1	Valve-Solenoid
7:1	105-9156	1	Seal Kit	26	132-4921	1	Valve-Relief, Poppet Type
8	138-3828	1	Valve-Solenoid, 3 Way 2 Position	27	132-4923	1	Vented Logic Element
8:1	138-3831	1	Seal Kit	28	353-990	15	Plug ASM
9	138-3827	2	Screw	28:1	237-78	1	O-Ring
10	110-5973	2	Orifice-0.030	29	132-4922	1	Valve-Relief, Poppet Type
11	353-512	4	Plug	30	110-8881	1	Valve-Check
11:1	237-78	1	O-Ring	30:1	105-9159	1	Seal Kit ●
12	125-7556	4	Solenoid Valve ASM	31	110-2634	8	Nut-Coil
12:1	107-7813	1	Seal Kit	32	130-8181	1	Nut-Coil (1/2-20 Unf-2B)
13	110-6344	5	Coil-12V, DC	33	353-508	2	Plug-HH
15	112-9206	3	Solenoid Valve ASM	33:1	237-42	1	O-Ring
15:1	105-9156	1	Seal Kit	34	340-77	1	Fitting-Elbow, 90 DEG
15:2	110-2634	1	Nut-Coil	34:1	237-22	1	O-Ring
16	110-0497	4	Coil-Solenoid	34:2	237-42	1	O-Ring
17	132-4917	2	Orifice-Check, 0.088 DIA	35	59-7410	3	Fitting-Diagnostic
18	340-2	1	Fitting-Straight	35:1	237-42	1	O-Ring
18:1	237-22	1	O-Ring	36	115-9148	1	Fitting-Elbow-90
18:2	237-42	1	O-Ring	36:1	237-42	1	O-Ring
19	110-8887	2	Plug-Orifice (0.055)	37	354-79	4	Cap-Dust
20	115-5405	1	Solenoid Valve ASM	38	138-3825	1	Plate-Mounting, Standard
20:1	115-5413	1	Seal Kit				

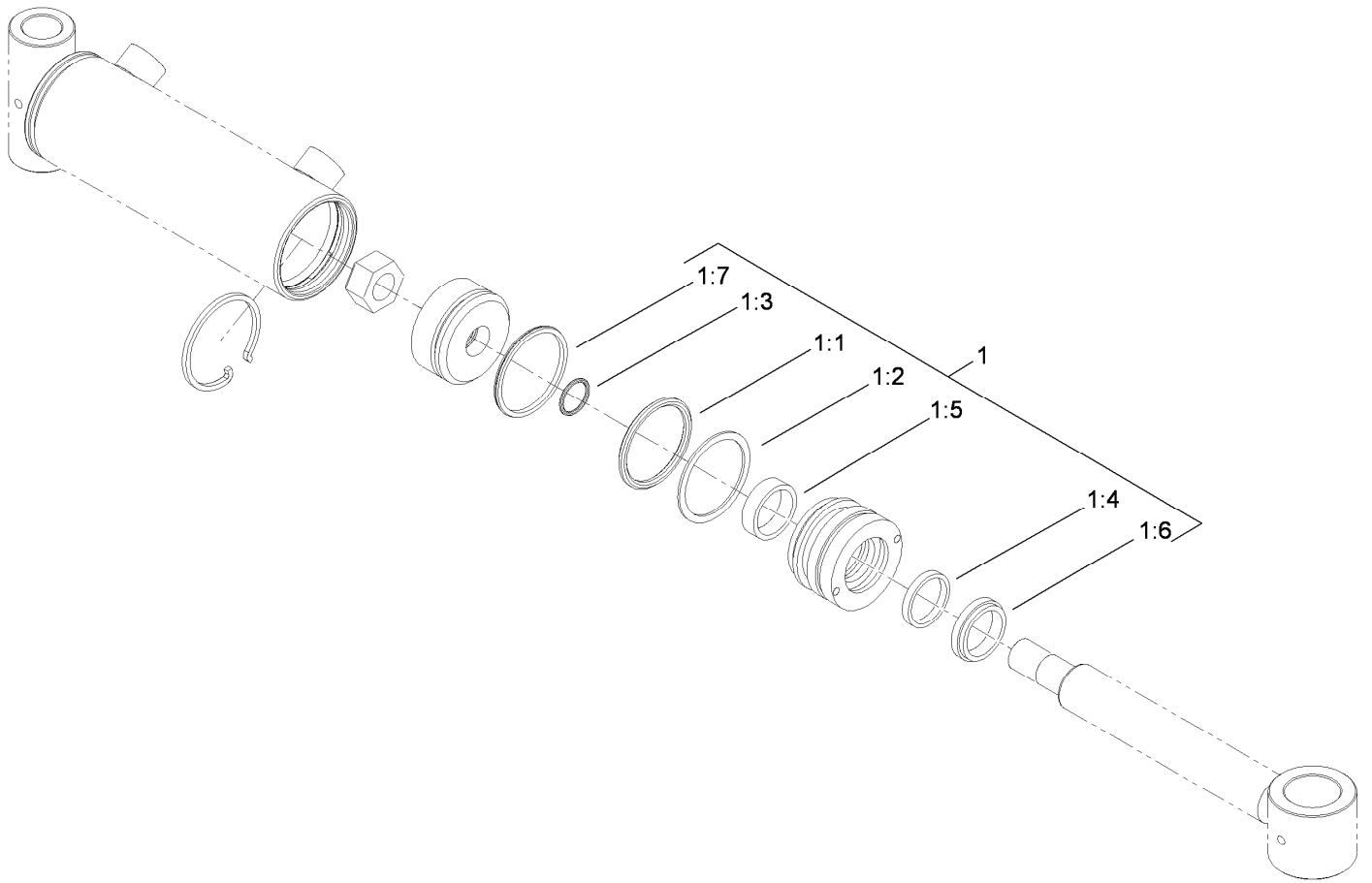
● Not illustrated



Hydraulic Cylinder Assembly No. 114-4830

<i>Ref.</i>	<i>Part Number</i>	<i>Qty.</i>	<i>Description</i>
1	114-5611	1	Seal Kit
1:1		1	O-Ring ●
1:2		1	Backup ●
1:3		1	Seal-Bp ●
1:4		1	Seal-Bs ●
1:5		1	Ring-Wear ●
1:6		1	Seal-Dust ●
1:7		1	O-Ring ●

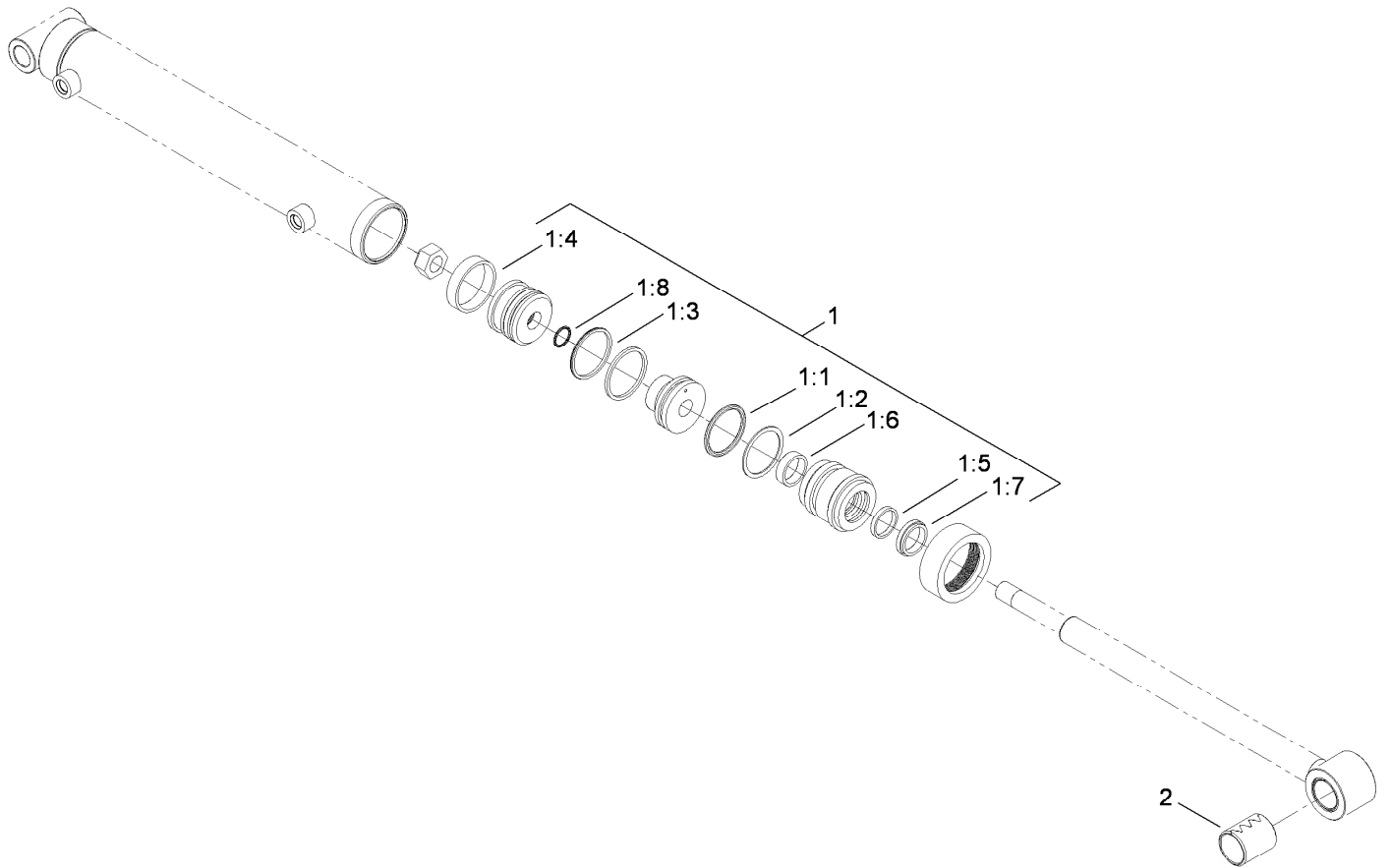
● Not serviced separately



Hydraulic Cylinder Assembly No. 114-4831

<i>Ref.</i>	<i>Part Number</i>	<i>Qty.</i>	<i>Description</i>
1	114-5611	1	Seal Kit
1:1		1	O-Ring ●
1:2		1	Backup ●
1:3		1	Seal-Bp ●
1:4		1	Seal-Bs ●
1:5		1	Ring-Wear ●
1:6		1	Seal-Dust ●
1:7		1	O-Ring ●

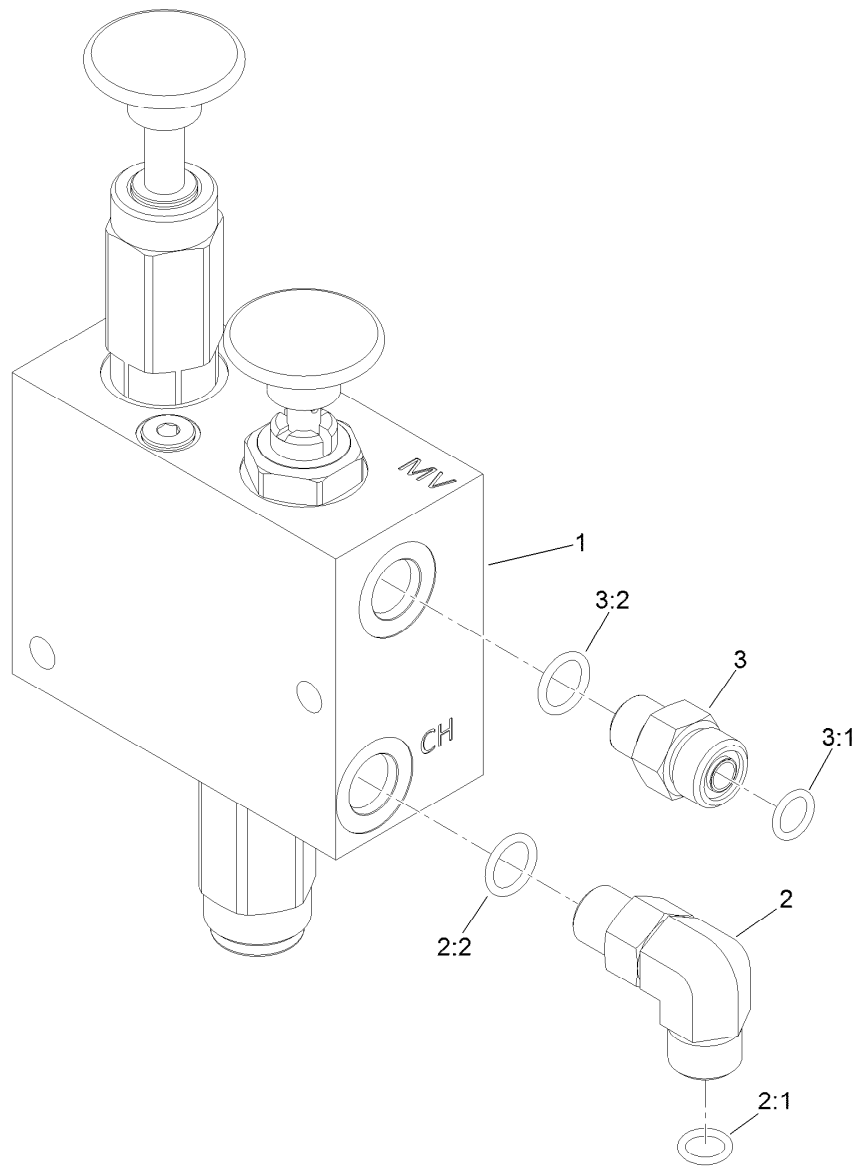
● Not serviced separately



Hydraulic Cylinder Assembly No. 114-5685

<i>Ref.</i>	<i>Part Number</i>	<i>Qty.</i>	<i>Description</i>
1	114-5612	1	Seal Kit
1:1		1	O-Ring ●
1:2		1	Backup ●
1:3		1	Seal-Bp ●
1:4		1	Ring-Wear ●
1:5		1	Seal-Bs ●
1:6		1	Ring-Wear ●
1:7		1	Seal-Dust ●
1:8		1	O-Ring ●
2	117-9407	1	Bushing-Connex

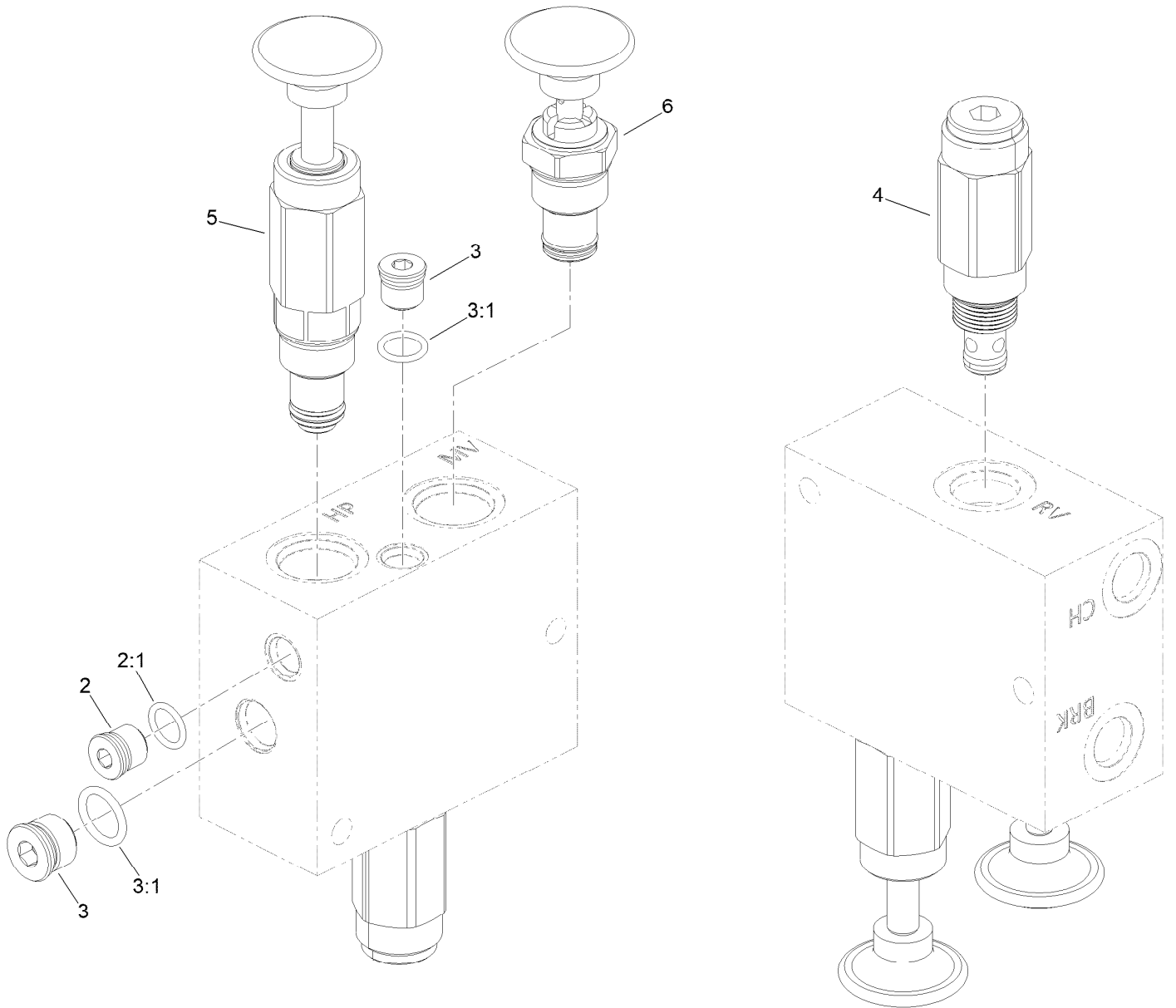
● Not serviced separately



Manual Parking Brake Manifold Assembly No. 132-1378

<i>Ref.</i>	<i>Part Number</i>	<i>Qty.</i>	<i>Description</i>
1	132-1399	1	Manual Park Brake Manifold ASM
2	340-77	1	Fitting-Elbow, 90 DEG
2:1	237-22	1	O-Ring
2:2	237-42	1	O-Ring
3	340-2	1	Fitting-Straight
3:1	237-22	1	O-Ring
3:2	237-42	1	O-Ring

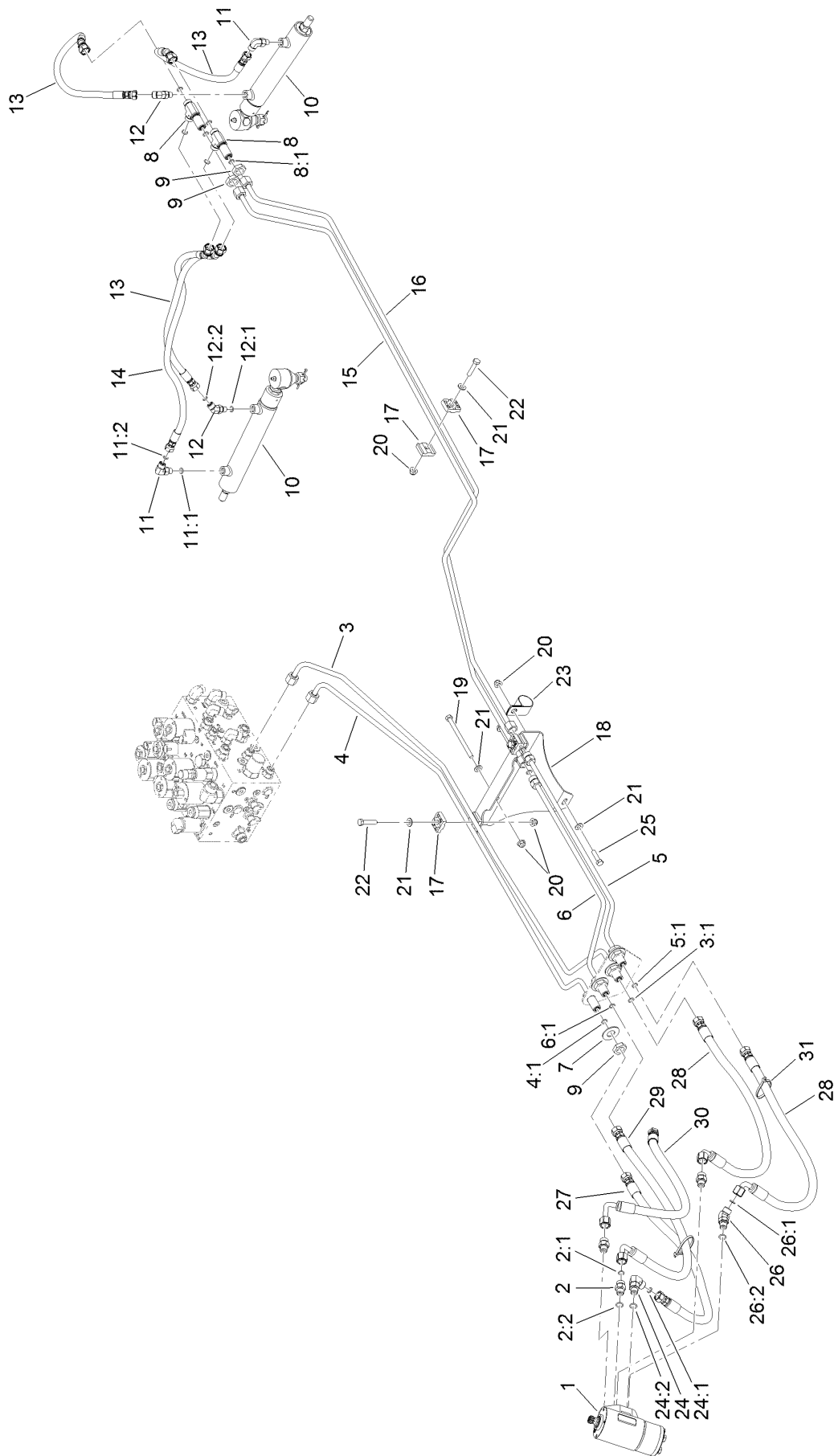
Hydraulic Parking Brake Manifold Assembly No. 132-1399



Hydraulic Parking Brake Manifold Assembly No. 132-1399 (continued)

<i>Ref.</i>	<i>Part Number</i>	<i>Qty.</i>	<i>Description</i>	<i>Ref.</i>	<i>Part Number</i>	<i>Qty.</i>	<i>Description</i>
2	353-989	1	Plug-Hex, Hollow	4	132-4905	1	Valve-Relief
2:1	237-42	1	O-Ring	5	132-4904	1	Pump-Hand
3	353-990	2	Plug ASM	6	132-4903	1	Valve-2 Way, Manual
3:1	237-78	1	O-Ring				

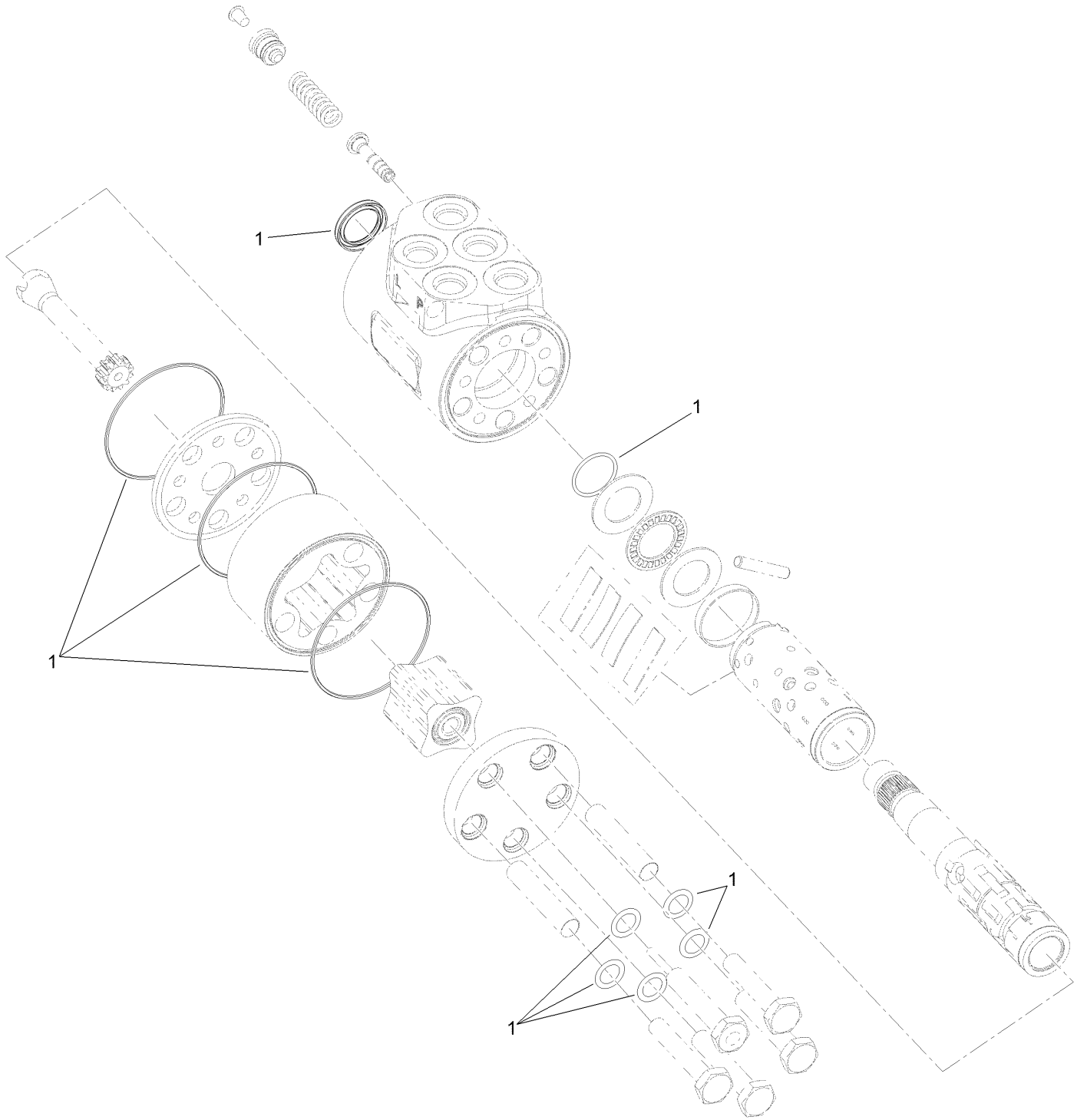
Hydraulic Steering Assembly



Hydraulic Steering Assembly (continued)

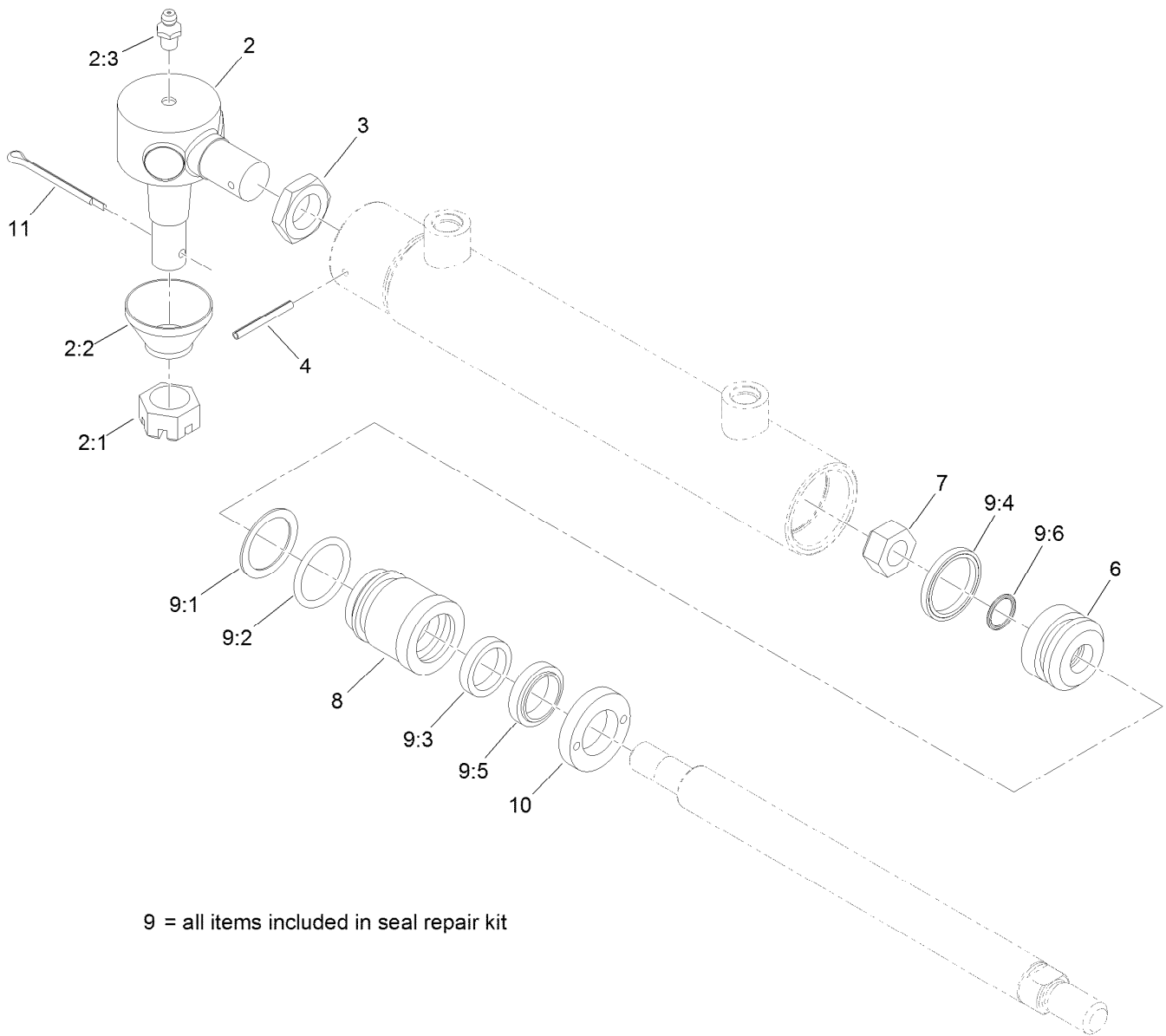
<i>Ref.</i>	<i>Part Number</i>	<i>Qty.</i>	<i>Description</i>	<i>Ref.</i>	<i>Part Number</i>	<i>Qty.</i>	<i>Description</i>
1	132-6256	1	Valve-Steer	13	114-4922	3	HYD Hose ASM
2	340-2	3	Fitting-Straight	14	114-4934	1	HYD Hose ASM
2:1	237-22	1	O-Ring	15	125-5352	1	Hydraulic Tube ASM
2:2	237-42	1	O-Ring	16	125-5353	1	Hydraulic Tube ASM
3	139-0965	1	Hydraulic Tube ASM	17	56-7973	6	Clamp-Tube
3:1	237-22	1	O-Ring	18	127-3492-0P	1	Support-Hardlines
4	139-0964	1	Hydraulic Tube ASM	19	322-38	2	Screw-HH
4:1	237-22	1	O-Ring	20	104-8300	6	Nut-HF, NI
5	139-0963	1	Hydraulic Tube ASM	21	3256-23	6	Washer-Plain
5:1	237-22	2	O-Ring	22	322-7	3	Screw-HH
6	139-0966	1	Hydraulic Tube ASM	23	2412-82	1	Clamp-R
6:1	237-22	2	O-Ring	24	340-77	1	Fitting-Elbow, 90 DEG
7	69-8940	4	Washer	24:1	237-22	1	O-Ring
8	340-68	2	Fitting-Tee, Bulkhead	24:2	237-42	1	O-Ring
8:1	237-22	3	O-Ring	25	322-6	1	Screw-HH
9	340-70	6	Nut-Lock	26	340-87	1	Fitting-Elbow, 45 DEG
10	132-1308	2	HYD Cylinder ASM	26:1	237-22	1	O-Ring
11	340-132	2	Fitting-Elbow, 90 DEG	26:2	237-42	1	O-Ring
11:1	237-78	1	O-Ring	27	139-0988	1	Hose ASM
11:2	237-21	1	O-Ring	28	139-0986	2	Hose ASM
12	340-103	2	Fitting-HYD, 45 DEG	29	139-0987	1	Hose ASM
12:1	237-78	1	O-Ring	30	139-0985	1	Hose ASM
12:2	237-21	1	O-Ring	31	3290-378	2	Tie-Cable

Steering Valve Assembly No. 132-6256



Steering Valve Assembly No. 132-6256 (continued)

<i>Ref.</i>	<i>Part Number</i>	<i>Qty.</i>	<i>Description</i>
1	106-6716	1	Seal Kit

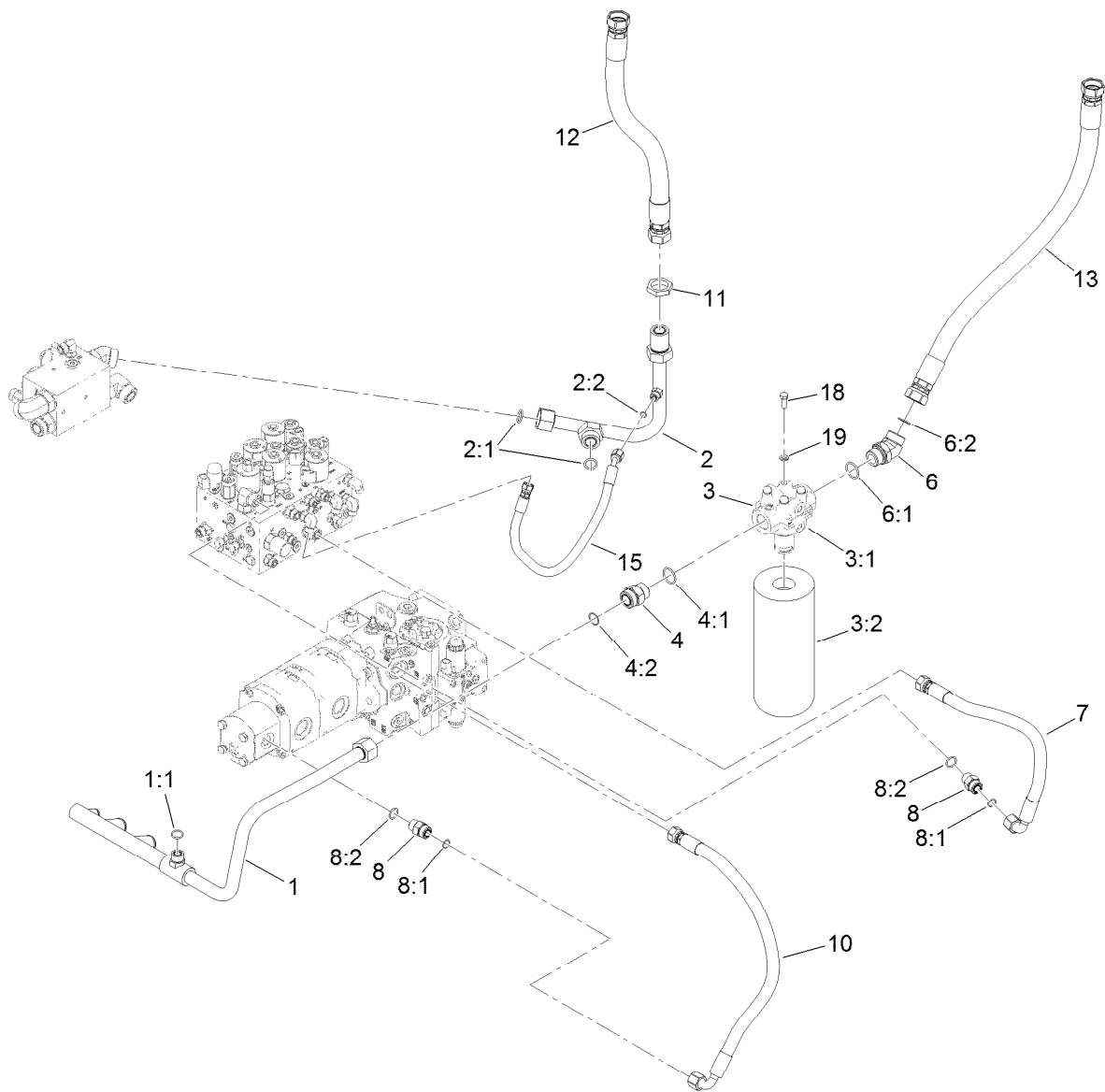


9 = all items included in seal repair kit

Hydraulic Cylinder Assembly No. 132-1308

Ref.	Part Number	Qty.	Description	Ref.	Part Number	Qty.	Description
2	82-5730	1	Tie Rod End ASM	9	133-2479	1	Seal Repair Kit
2:1	105-7941	1	Nut-Hex, Slotted	9:1		1	O-Ring ●
2:2	105-7835	1	Seal	9:2		1	Ring-Backup ●
2:3	302-5	1	Fitting-Grease	9:3		1	Seal-Bt ●
3	69-1980	1	Nut-Jam	9:4		1	Seal-Psp ●
4	32121-34	1	Pin-Roll	9:5		1	Seal-Psp ●
6	133-2476	1	Piston	9:6		1	O-Ring ●
7	133-2477	1	Nut-Lock	10	133-2482	1	Collar-Internal
8	133-2478	1	Head	11	3272-12	1	Pin-Cotter

● Not serviced separately

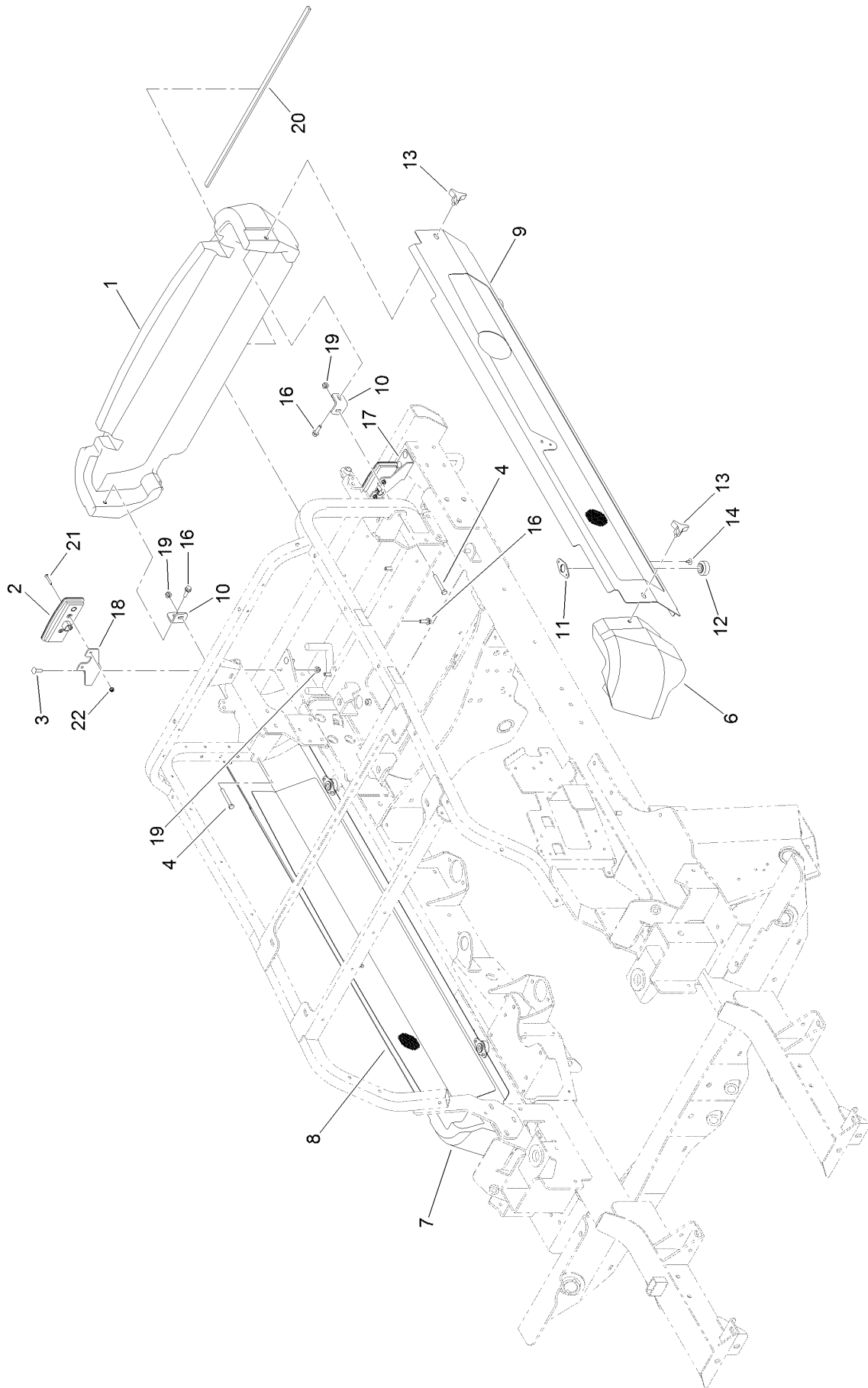


Hydraulic Filter Manifold Assembly

Ref.	Part Number	Qty.	Description	Ref.	Part Number	Qty.	Description
1	130-2510	1	Manifold-Suction	6:2	340-65	1	O-Ring
1:1	237-65	1	O-Ring	7	127-3519	1	Hydraulic Hose ASM
2	130-2548	1	Hydraulic Tube ASM	8	340-7	2	Fitting-Straight
2:1	340-65	2	O-Ring	8:1	237-65	1	O-Ring
2:2	237-22	1	O-Ring	8:2	237-80	1	O-Ring
3	132-1404	1	Filter Head ASM	10	130-2544	1	Hydraulic Hose ASM
3:1		1	Head-Filter ●	11	340-128	1	Nut-Bulkhead
3:2	86-6110	1	Filter-Hydraulic	12	130-2514	1	Hydraulic Hose ASM
4	104-3797	1	Fitting-Straight	13	125-5366	1	Hydraulic Hose ASM
4:1	237-146	1	O-Ring	15	131-2216	1	Hydraulic Hose ASM
4:2	340-65	1	O-Ring	18	323-6	4	Screw-HH
6	104-3509	1	Fitting-HYD, 45 DEG	19	3253-21	4	Washer-Lock
6:1	237-146	1	O-Ring				

● Not serviced separately

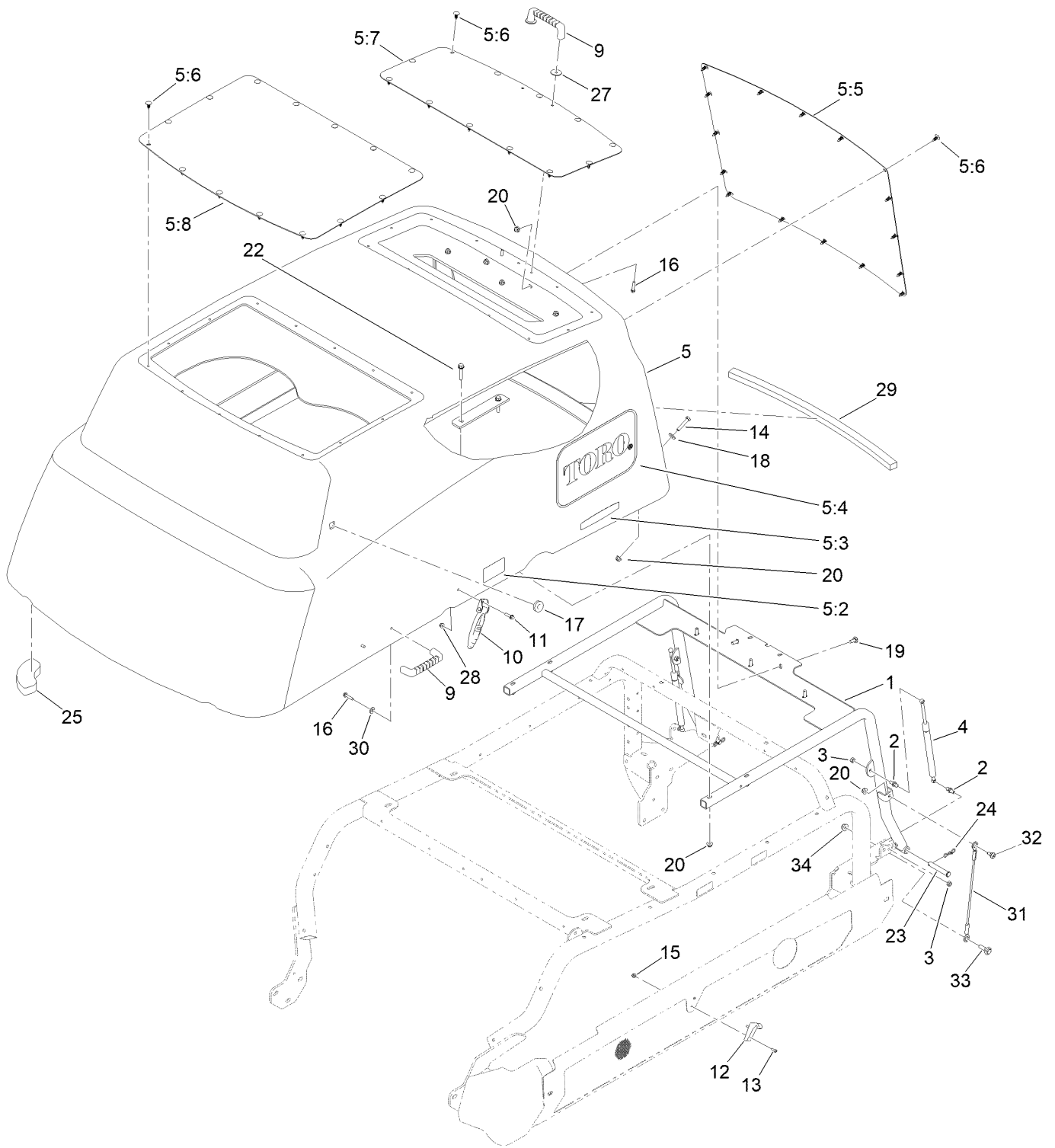
Side Panel and Bumper Assembly



Side Panel and Bumper Assembly (continued)

<i>Ref.</i>	<i>Part Number</i>	<i>Qty.</i>	<i>Description</i>	<i>Ref.</i>	<i>Part Number</i>	<i>Qty.</i>	<i>Description</i>
1	130-9028	1	Shroud-Rear, Lower	12	114-4869	4	Grommet
2	139-2071	2	Light-Rear Tail/Stop/Turn	13	92-9674	4	Knob
3	3230-22	4	Screw-CARR	14	1-803035	8	Rivet-Pop
4	322-12	2	Screw-HH	16	3234-17	6	Screw-HHF
6	117-5456	1	Shroud-Front, LH	17	140-6929-03	1	Bracket-Light, LH
7	117-5457	1	Shroud-Front, RH	18	140-6930-03	1	Bracket-Light, RH
8	131-2390-03	1	Panel-Side, RH	19	104-8300	6	Nut-HF, NI
9	131-2393-03	1	Panel-Side, LH	20	131-2219	1	Seal-Foam
10	139-1017	2	Mount-Bumper	21	3250-23	4	Screw-PPH
11	114-5619	4	Plate-Grommet	22	120-4578	4	Nut-HF

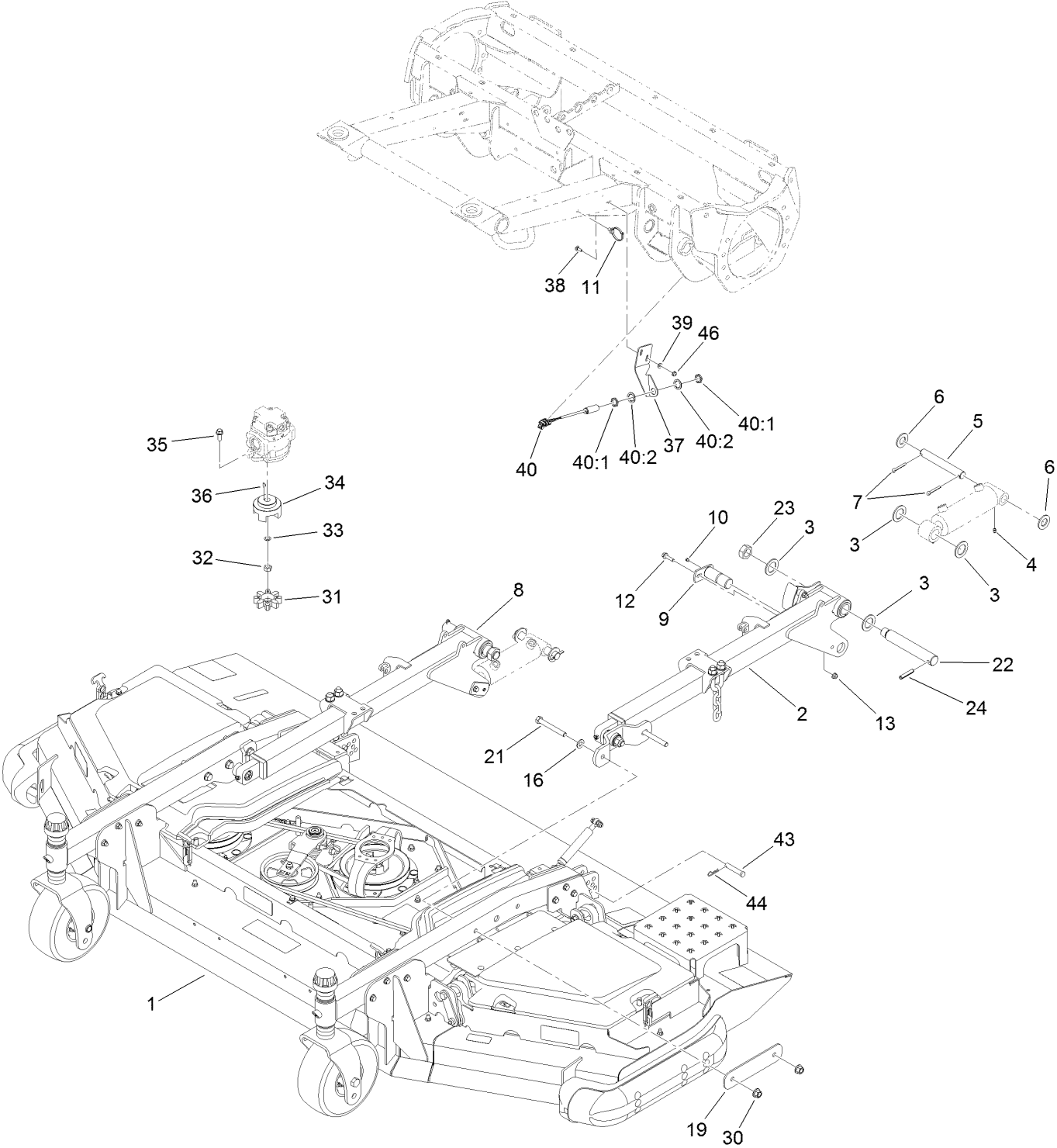
Hood Assembly



Hood Assembly (continued)

<i>Ref.</i>	<i>Part Number</i>	<i>Qty.</i>	<i>Description</i>	<i>Ref.</i>	<i>Part Number</i>	<i>Qty.</i>	<i>Description</i>
1	130-9011-0P	1	Frame ASM-Hood [primed]	15	120-4578	4	Nut-HF
2	103-5752	4	Stud-Ball	16	137-3101	6	Screw-Plastic, HWH
3	32153-3	4	Nut-Hex, Side Deform	17	104-1453	1	Grommet
4	114-5532	2	Cylinder-Gas	18	3256-3	2	Washer-Flat
5	144-7165	1	Hood ASM	19	3230-10	5	Bolt-CARR
5:2	106-6754	2	Decal-Danger	20	104-8300	13	Nut-HF, NI
5:3	121-1594	2	Decal-Smart Power	22	94-5780	4	Screw-HWH
5:4	114-0990	2	Decal	23	283-55	2	Pin-Clevis
5:5	130-9010-03	1	Screen-Radiator, Hood	24	119-1416	2	Pin-Cotter, Locking
5:6	117-2382	42	Plug-Plastic	25	130-9019	2	Foam-Hood, Corner
5:7	130-9009-03	1	Screen-Air Intake, Hood	27	3256-57	2	Washer-Flat
5:8	140-5844-03	1	Screen-Cooler, Hood	28	104-7201	2	Nut-HF, NI
9	65-5100	3	Handle-Door	29	131-2359	1	Foam-Hood
10	103-2898	2	Latch-Rubber	30	3256-2	4	Washer-Flat
11	120-4654	2	Screw-HHF	31	130-5726	2	Lanyard
12	103-2897	2	Latch-Catch	32	120-9471	2	Bolt-Shoulder
13	3274-39	4	Screw-HSBH	33	614672	2	Screw-Shoulder, HWH
14	322-9	2	Screw-HH	34	104-8301	2	Nut-HF, NI

Center Front Deck Connection Assembly

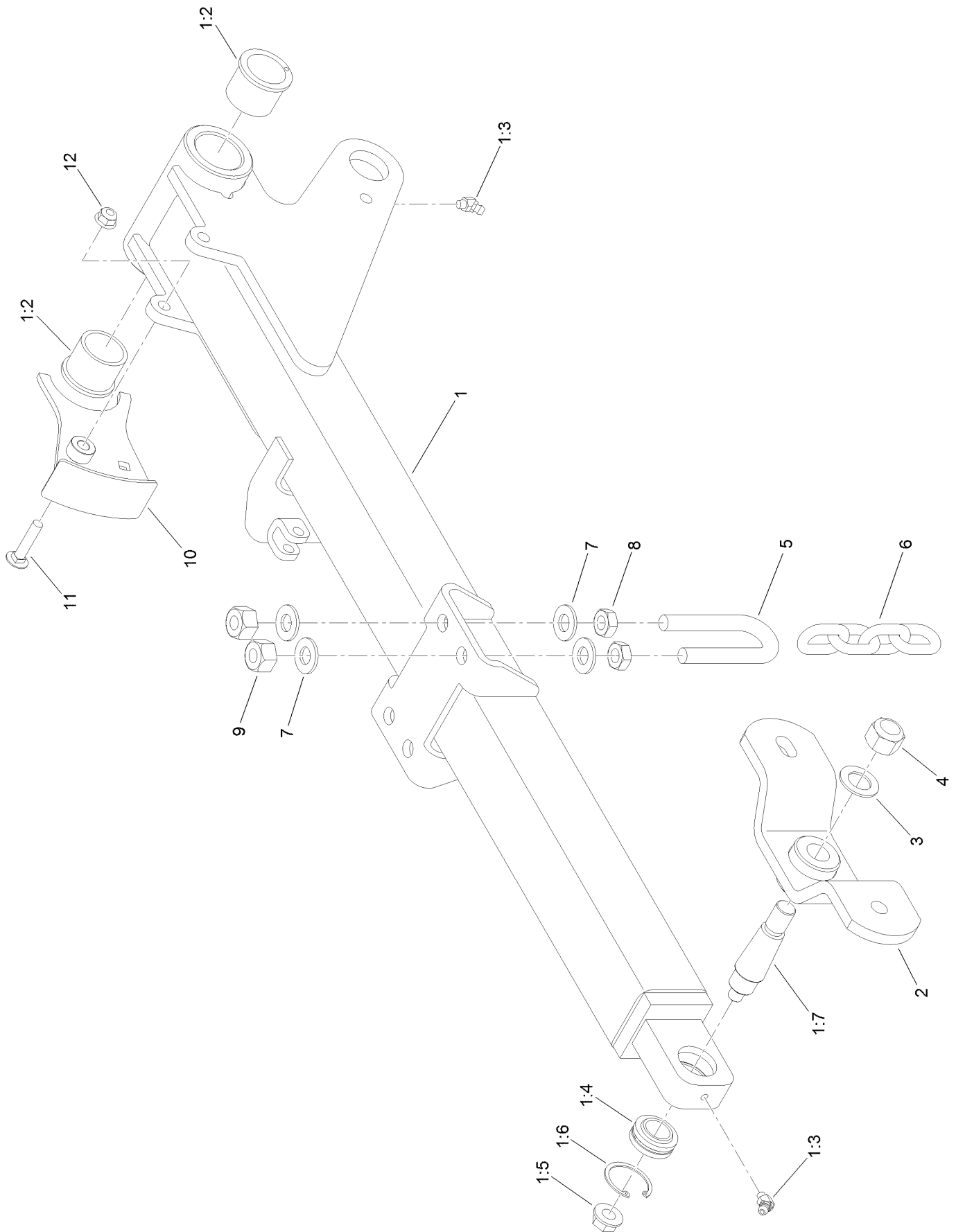


Center Front Deck Connection Assembly (continued)

<i>Ref.</i>	<i>Part Number</i>	<i>Qty.</i>	<i>Description</i>	<i>Ref.</i>	<i>Part Number</i>	<i>Qty.</i>	<i>Description</i>
1		1	Front Center Deck ASM ●	24	32121-110	2	Pin-Roll, Slotted
2	138-6368	1	LH Front Lift Arm ASM	30	99-5107	4	Nut-Lock
3	AU495-81203	8	Washer	31	104-3542	1	Spider
4	302-5	4	Fitting-Grease	32	110-8815	1	Nut-Hex
5	110-6006	2	Pin-Clevis	33	112-6957	1	Washer-Hardened
6	3256-29	4	Washer-Flat	34	104-3541	1	Hub-Spider
7	3272-30	4	Pin-Cotter	35	3234-42	2	Screw-HHF
8	138-6369	1	RH Front Lift Arm ASM	36	3257-3	1	Key-Woodruff
9	125-1912	2	Pin-Pivot	37	133-2234-01	1	Bracket-Sensor, Front
10	1-811010	2	Plug	38	3229-1	2	Screw-CARR
11	32180-030	1	Clip-Tie	39	3256-22	2	Washer-Flat
12	119-4036	2	Screw-HHF	40	115-5300	1	Proximity Switch ASM
13	104-8300	2	Nut-HF, NI	40:1	117-3207	2	Nut-Hex
16	3256-26	4	Washer-Flat	40:2	117-3208	2	Washer-Lock, Internal Tooth
19	130-9233-01	2	Plate-Reinforcing	43	92-2743	2	Pin-Clevis
21	325-17	4	Screw-HH	44	3290-467	2	Pin-Hair
22	100-3017	2	*obs Pin-Lift Arm	46	104-7201	2	Nut-HF, NI
23	3296-49	2	Nut-Lock, NI				

● Not serviced separately

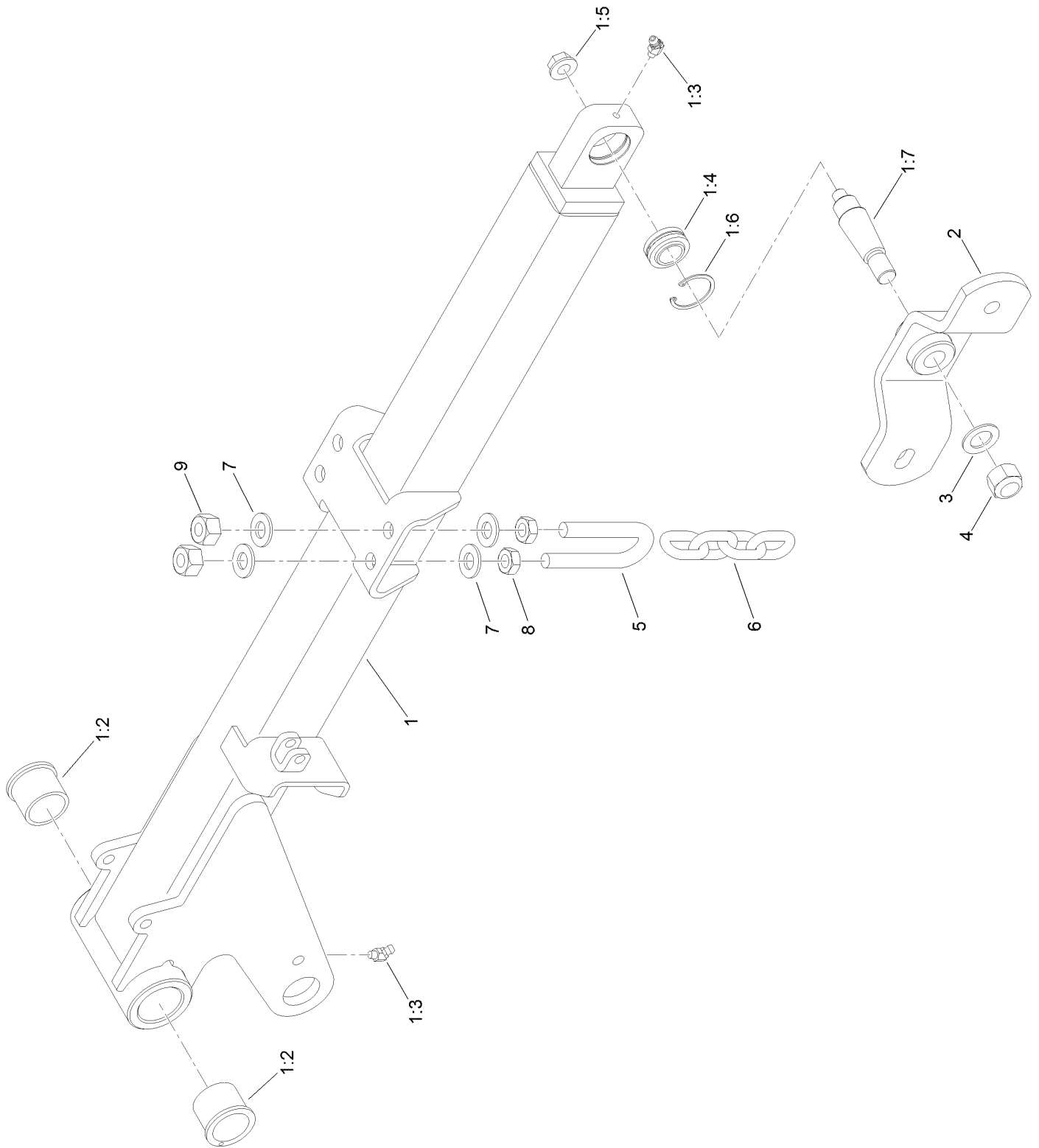
LH Front Lift Arm Assembly No. 138-6368



LH Front Lift Arm Assembly No. 138-6368 (continued)

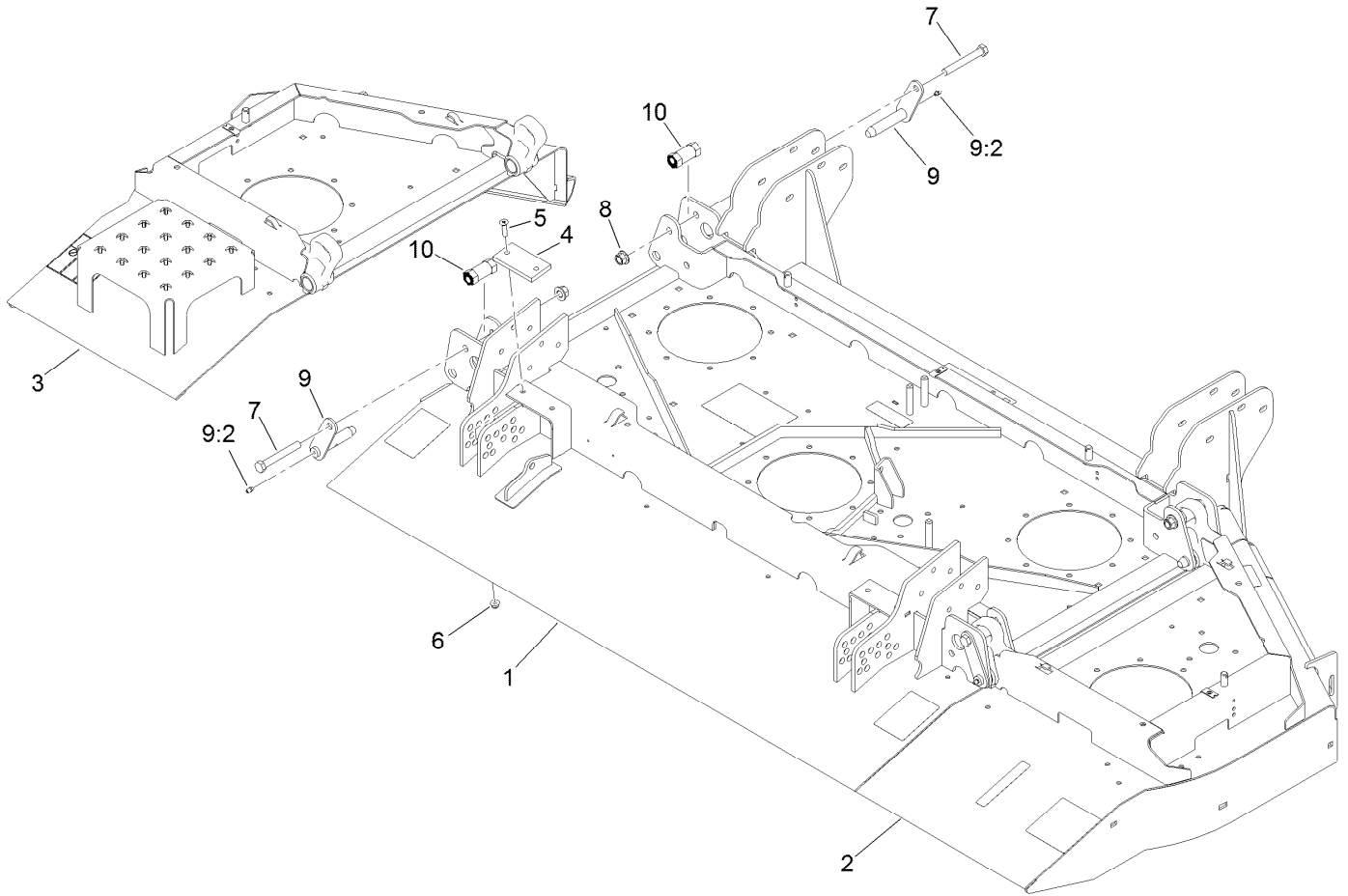
<i>Ref.</i>	<i>Part Number</i>	<i>Qty.</i>	<i>Description</i>	<i>Ref.</i>	<i>Part Number</i>	<i>Qty.</i>	<i>Description</i>
1	139-7837	1	LH Lift Arm ASM	4	3296-41	1	Nut-Lock NI
1:2	104-0015	2	Bushing-Flange	5	104-0108	1	U-Bolt
1:3	302-11	2	Fitting-Lube, 45 DEG	6	95-6231	1	Chain-HOC
1:4	105-7441	1	Bearing-Spherical	7	3256-26	4	Washer-Flat
1:5	32128-42	1	Nut-HF	8	3218-5	2	Nut-Jam
1:6	32151-34	1	Ring-Retaining	9	3296-25	2	Nut-Lock, NI
1:7	105-7468	1	Stud-Tapered	10	139-7770	1	Trigger-Sensor
2	137-3581-01	1	Hub Support ASM	11	3230-4	1	Bolt-CARR
3	86-1440	1	Washer-Flat	12	104-8300	1	Nut-HF, NI

RH Front Lift Arm Assembly No. 138-6369



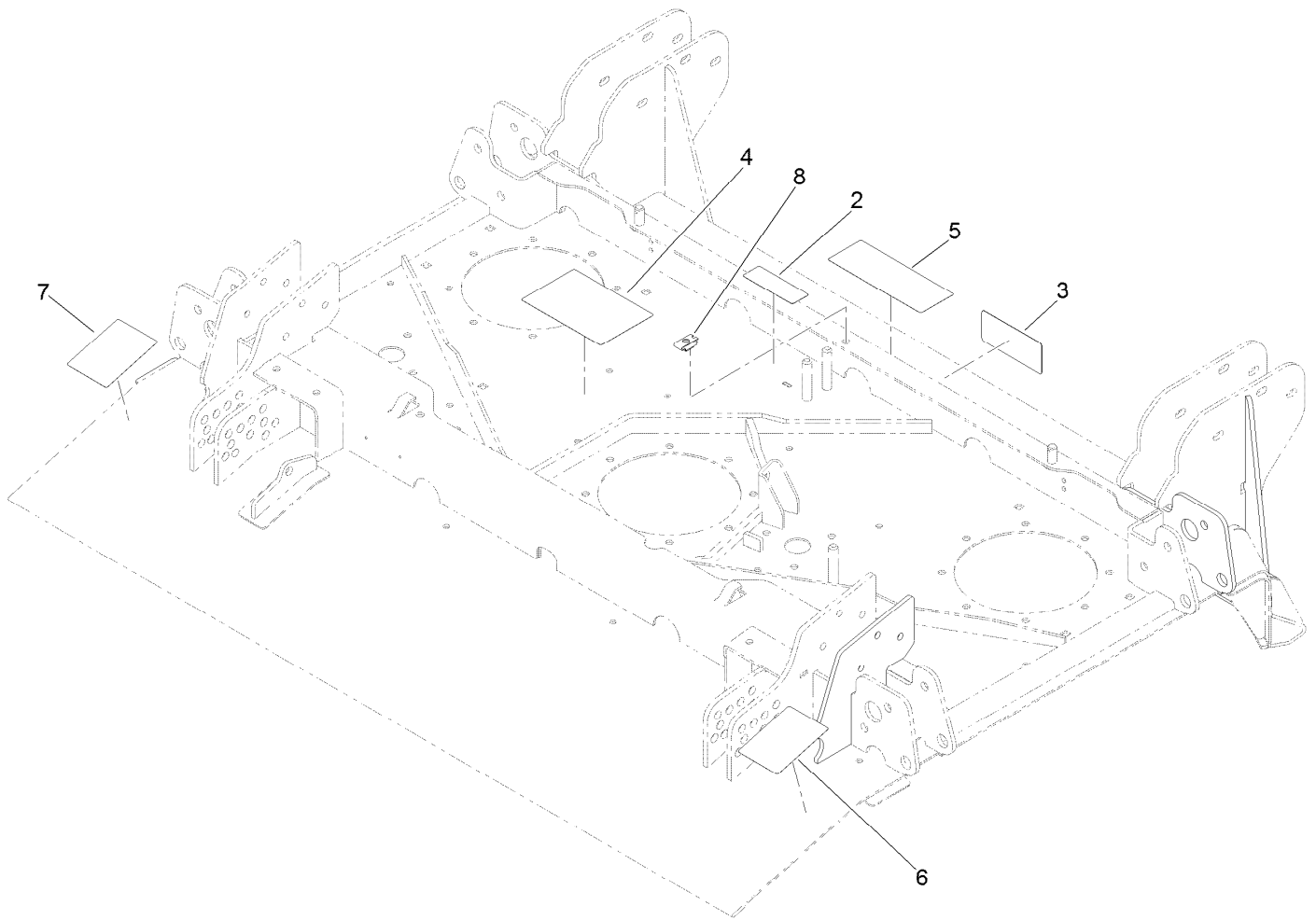
RH Front Lift Arm Assembly No. 138-6369 (continued)

<i>Ref.</i>	<i>Part Number</i>	<i>Qty.</i>	<i>Description</i>	<i>Ref.</i>	<i>Part Number</i>	<i>Qty.</i>	<i>Description</i>
1	139-7847	1	RH Lift Arm ASM	3	86-1440	1	Washer-Flat
1:2	104-0015	2	Bushing-Flange	4	3296-41	1	Nut-Lock NI
1:3	302-11	2	Fitting-Lube, 45 DEG	5	104-0108	1	U-Bolt
1:4	105-7441	1	Bearing-Spherical	6	95-6231	1	Chain-HOC
1:5	32128-42	1	Nut-HF	7	3256-26	4	Washer-Flat
1:6	32151-34	1	Ring-Retaining	8	3218-5	2	Nut-Jam
1:7	105-7468	1	Stud-Tapered	9	3296-25	2	Nut-Lock, NI
2	137-3581-01	1	Hub Support ASM				



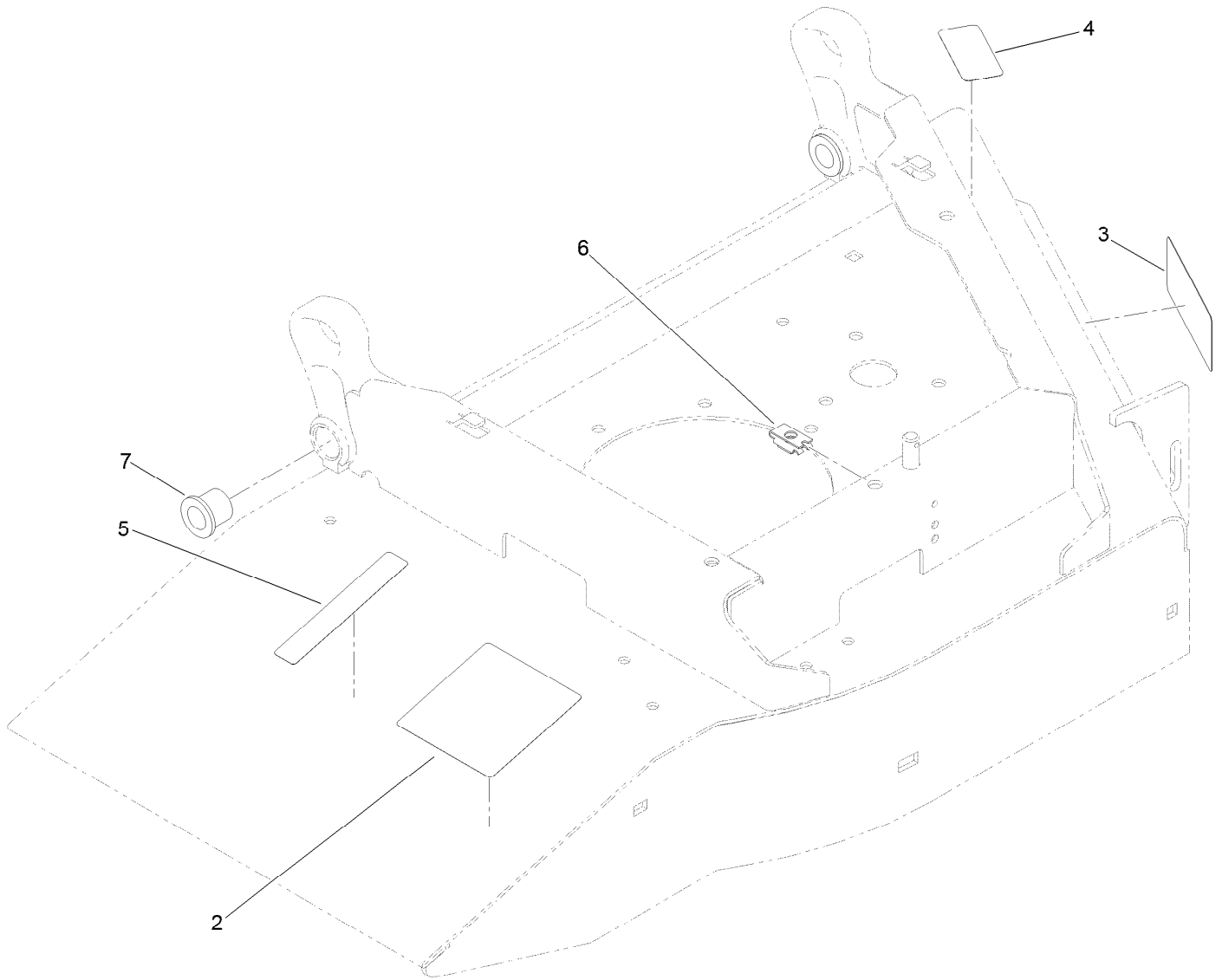
Center Front and Winglet Deck Assembly

Ref.	Part Number	Qty.	Description
1	130-9201	1	Center Front Deck ASM
2	130-9218	1	Right Front Deck ASM
3	130-9210	1	Left Front Deck ASM
4	69-9300	2	Pad-Bumper
5	32108-103	4	Screw-FH
6	104-8300	4	Nut-HF, NI
7	325-35	4	Screw-HH
8	99-5107	4	Nut-Lock
9	138-6469	4	Pin ASM
9:2	302-5	1	Fitting-Grease
10	115-3367	4	Eccentric



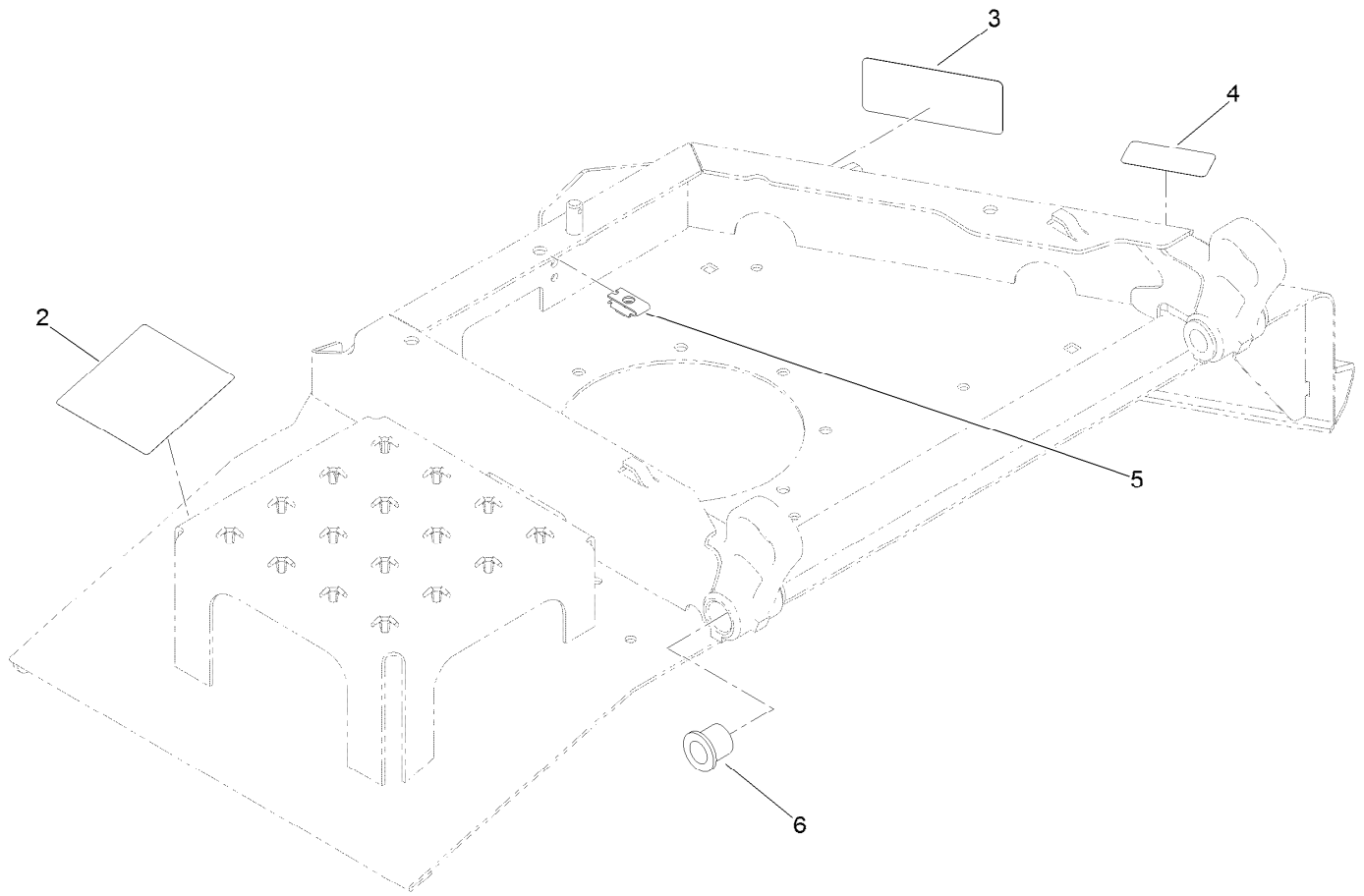
Center Front Deck and Decal Assembly No. 130-9201

<i>Ref.</i>	<i>Part Number</i>	<i>Qty.</i>	<i>Description</i>
2	117-4979	1	Decal-Warning
3	93-7818	1	Decal-Torque, Blade Bolt
4	114-0922	1	Decal-Belt Routing
5	131-6027	1	Decal-HOC
6	131-6026	1	Decal-Rear HOC, RH
7	131-6025	1	Decal-Rear HOC, LH
8	110-3510	1	Nut-Retainer



Right Front Deck and Decal Assembly No. 130-9218

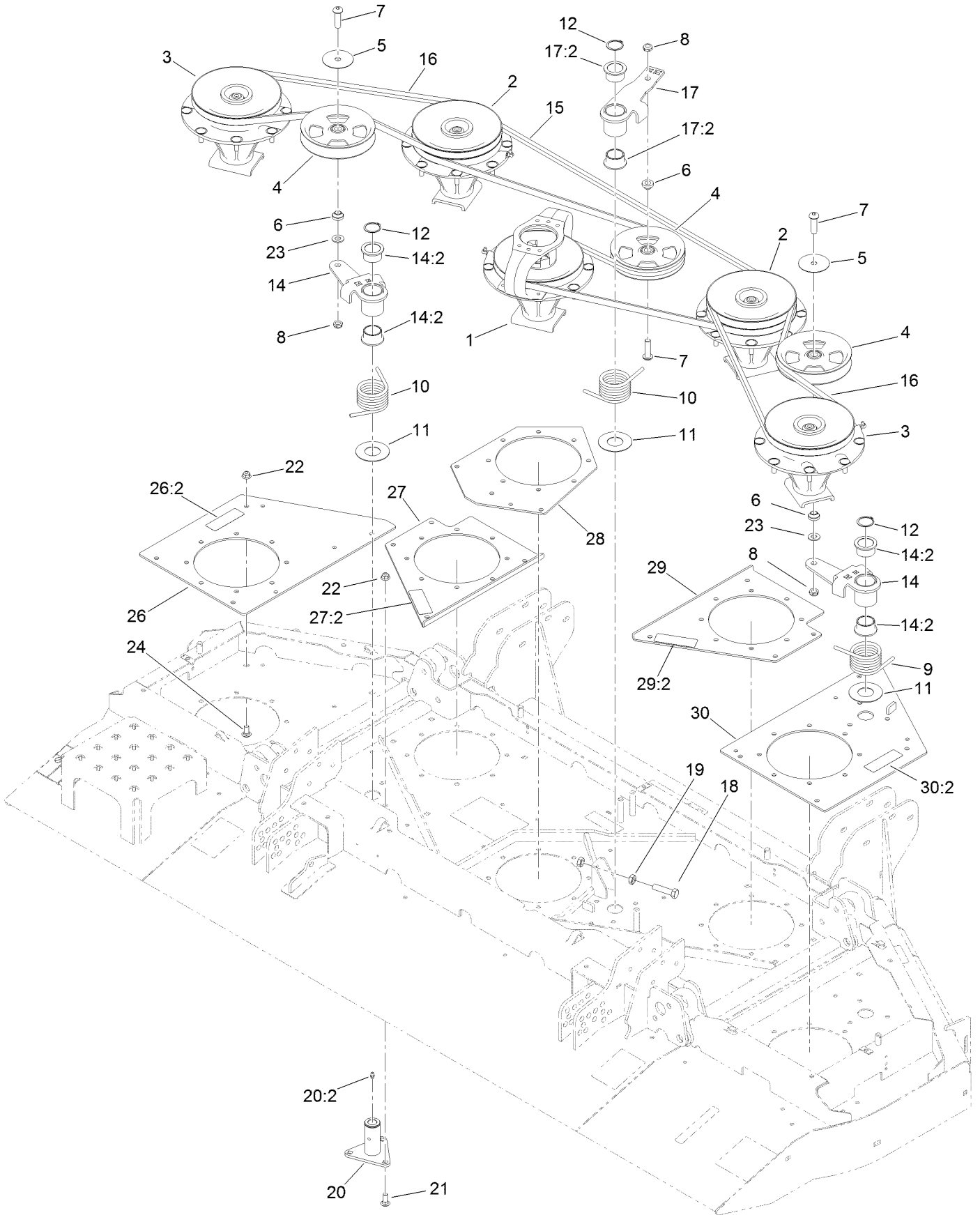
<i>Ref.</i>	<i>Part Number</i>	<i>Qty.</i>	<i>Description</i>
2	120-6604	1	Decal-Danger
3	93-7818	1	Decal-Torque, Blade Bolt
4	93-6674	1	Decal-Warning
5	93-6687	1	Decal-No Step
6	110-3510	1	Nut-Retainer
7	92-3162	4	Bushing



Left Front Deck and Decal Assembly No. 130-9210

<i>Ref.</i>	<i>Part Number</i>	<i>Qty.</i>	<i>Description</i>
2	120-6604	1	Decal-Danger
3	93-7818	1	Decal-Torque, Blade Bolt
4	93-6674	1	Decal-Warning
5	110-3510	1	Nut-Retainer
6	92-3162	4	Bushing

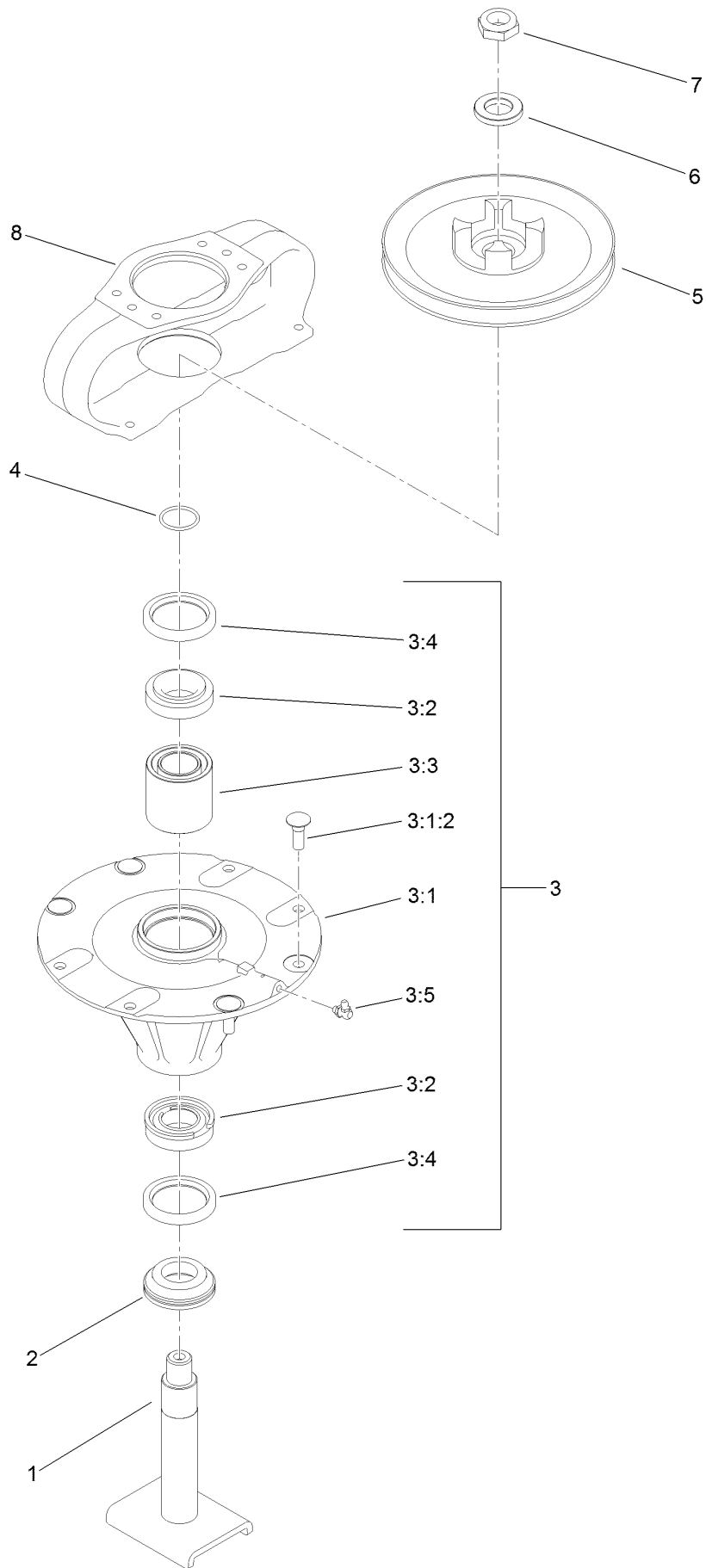
Center Deck Belt, Pulley and Spindle Assembly



Center Deck Belt, Pulley and Spindle Assembly (continued)

<i>Ref.</i>	<i>Part Number</i>	<i>Qty.</i>	<i>Description</i>	<i>Ref.</i>	<i>Part Number</i>	<i>Qty.</i>	<i>Description</i>
1	139-1034	1	Single Driving Spindle ASM	18	01-182-0816	1	Bolt-HH
2	139-1033	2	Double Driven Spindle ASM	19	3218-5	2	Nut-Jam
3	139-1032	2	High Driven Spindle ASM	20	137-5640	3	Idler Pivot ASM
4	132-9421	3	Pulley-Idler, Flat	20:2	302-5	1	Fitting-Grease
5	100-3102	2	Washer-Flat	21	3231-2	9	Bolt-CARR
6	108-1924	3	Spacer-Idler	22	104-8301	28	Nut-HF, NI
7	108-1993	3	Screw-HSBH	23	3256-26	2	Washer-Flat
8	3296-45	3	Nut-Hex	24	3231-27	19	Screw-CARR
9	108-1921	1	Spring-Torsion	26	132-1611	1	LH Spindle Plate ASM
10	112-7395	2	Spring-Torsion	26:2	117-4979	1	Decal-Warning
11	108-1926	3	Washer	27	132-1608	1	Left Spindle Plate ASM
12	32120-84	3	Ring-Snap, External	27:2	117-4979	1	Decal-Warning
14	140-7079	2	Idler Arm ASM	28	132-1602-01	1	Plate-Spindle, Center
14:2	93-4510	2	Bushing-Caster	29	132-1607	1	Right Spindle Plate ASM
15	112-7376	1	Belt-V, B	29:2	117-4979	1	Decal-Warning
16	112-7377	2	Belt-V, B	30	132-1609	1	RH Spindle Plate ASM
17	144-4150	1	Idler Arm ASM	30:2	117-4979	1	Decal-Warning
17:2	93-4510	2	Bushing-Caster				

Single Driving Spindle Assembly No. 139-1034

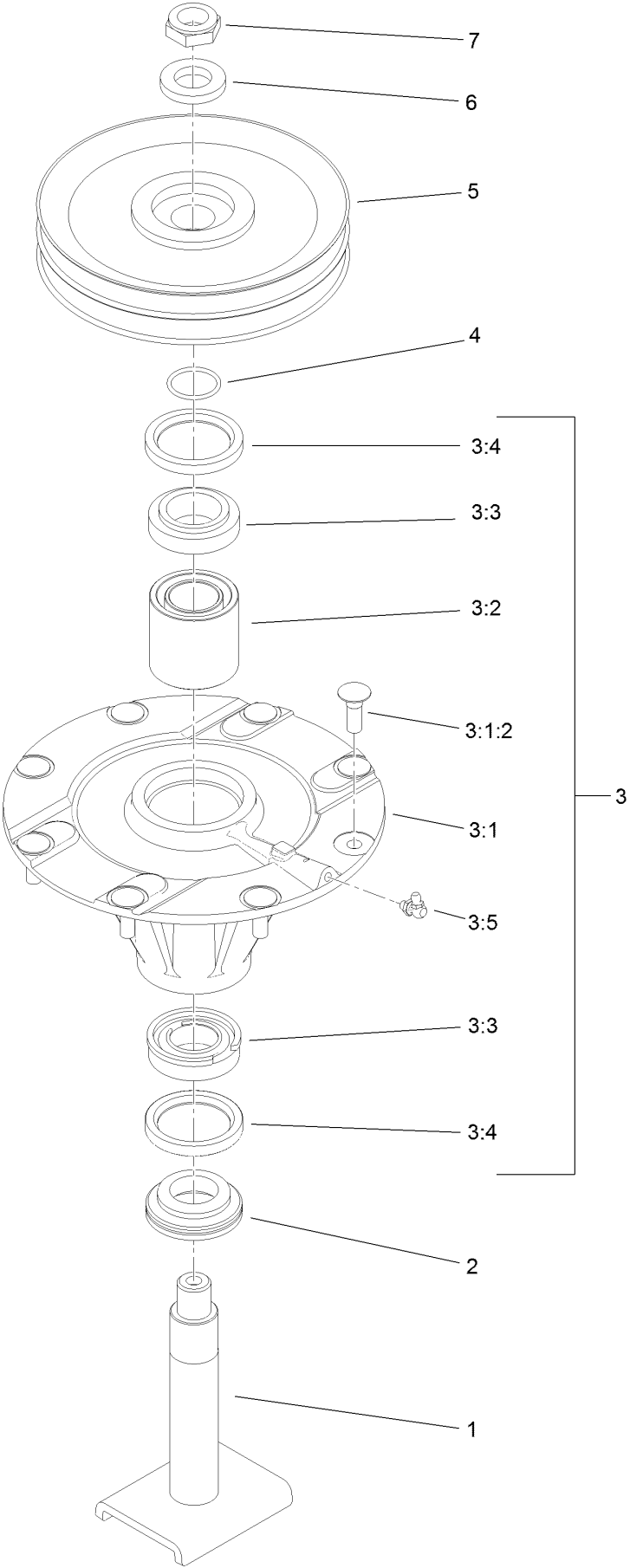


Single Driving Spindle Assembly No. 139-1034 (continued)

<i>Ref.</i>	<i>Part Number</i>	<i>Qty.</i>	<i>Description</i>	<i>Ref.</i>	<i>Part Number</i>	<i>Qty.</i>	<i>Description</i>
1	139-1042	1	Spindle-Shaft	3:4	253-154	2	Seal-Oil
2	138-6416	1	Spacer-Spindle, Shaft	3:5	302-60	1	Fitting-Grease
3	131-0767	1	Spindle Housing ASM	4	106-7159	1	O-Ring
3:1		1	Spindle ASM ●	5	104-3545	1	Pulley-Driving
3:1:2	114-8195	4	Bolt-Neck, Ribbed	6	120-5576	1	Washer-Hardened
3:2	110-8297	1	Bearing ASM	7	3296-60	1	Nut-Lock, NI
3:3	108-1954	1	Bearing Spacer Set	8	104-3544	1	Mount-Motor, Drive

● Not serviced separately

Double Driven Spindle Assembly No. 139-1033

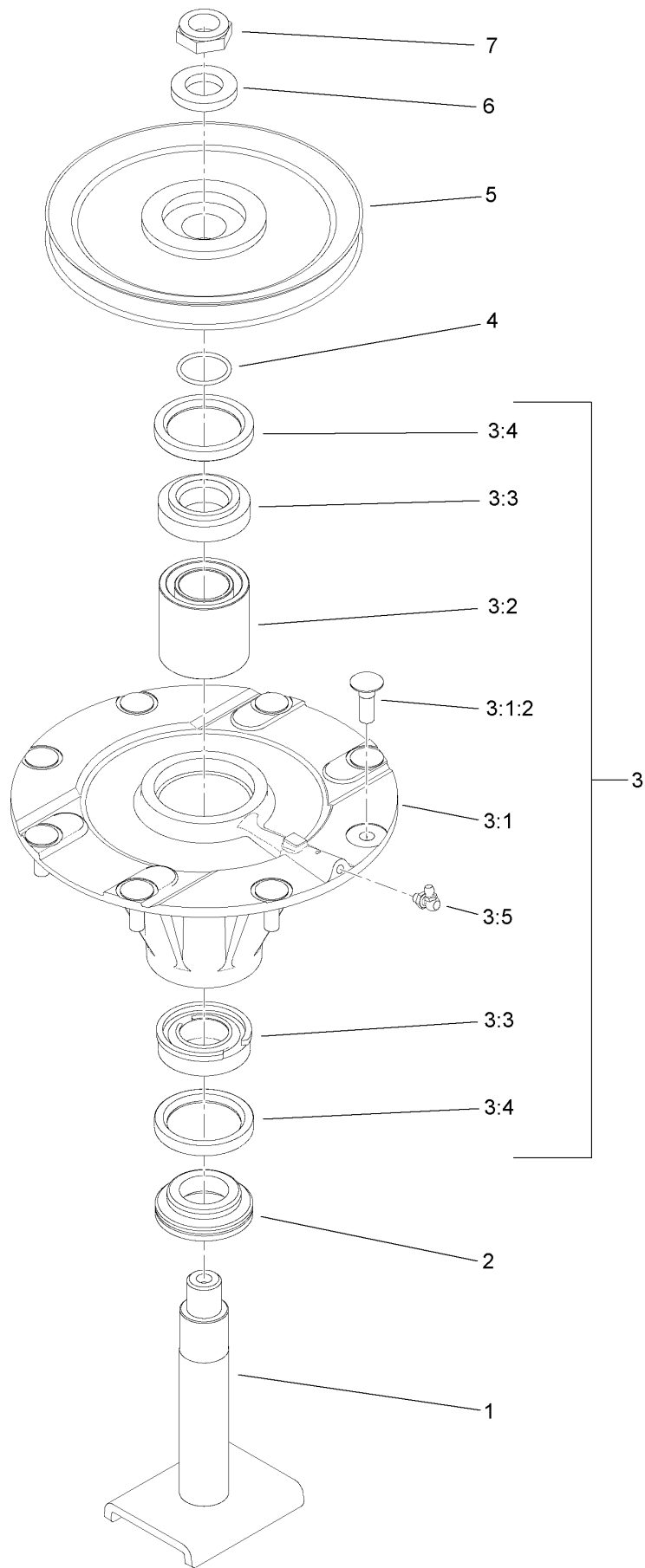


Double Driven Spindle Assembly No. 139-1033 (continued)

<i>Ref.</i>	<i>Part Number</i>	<i>Qty.</i>	<i>Description</i>	<i>Ref.</i>	<i>Part Number</i>	<i>Qty.</i>	<i>Description</i>
1	139-1042	1	Spindle-Shaft	3:4	253-154	2	Seal-Oil
2	138-6416	1	Spacer-Spindle, Shaft	3:5	302-60	1	Fitting-Grease
3	119-4777	1	Spindle ASM	4	106-7159	1	O-Ring
3:1		1	Spindle ASM ●	5	104-3547	1	Pulley-Driven, Double
3:1:2	114-8195	8	Bolt-Neck, Ribbed	6	120-5576	1	Washer-Hardened
3:2	108-1954	1	Bearing Spacer Set	7	3296-60	1	Nut-Lock, NI
3:3	110-8297	1	Bearing ASM				

● Not serviced separately

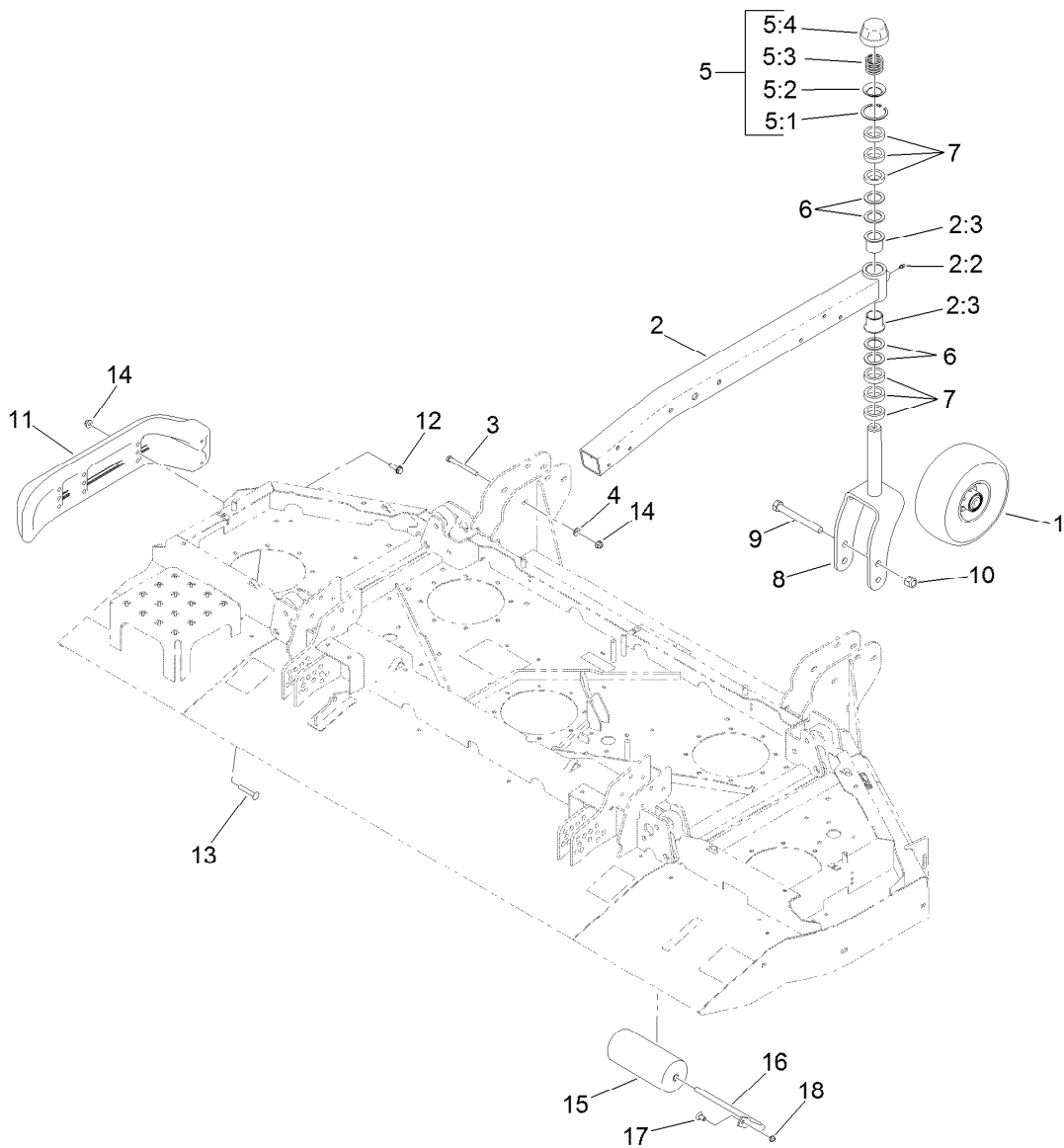
High Driven Spindle Assembly No. 139-1032



High Driven Spindle Assembly No. 139-1032 (continued)

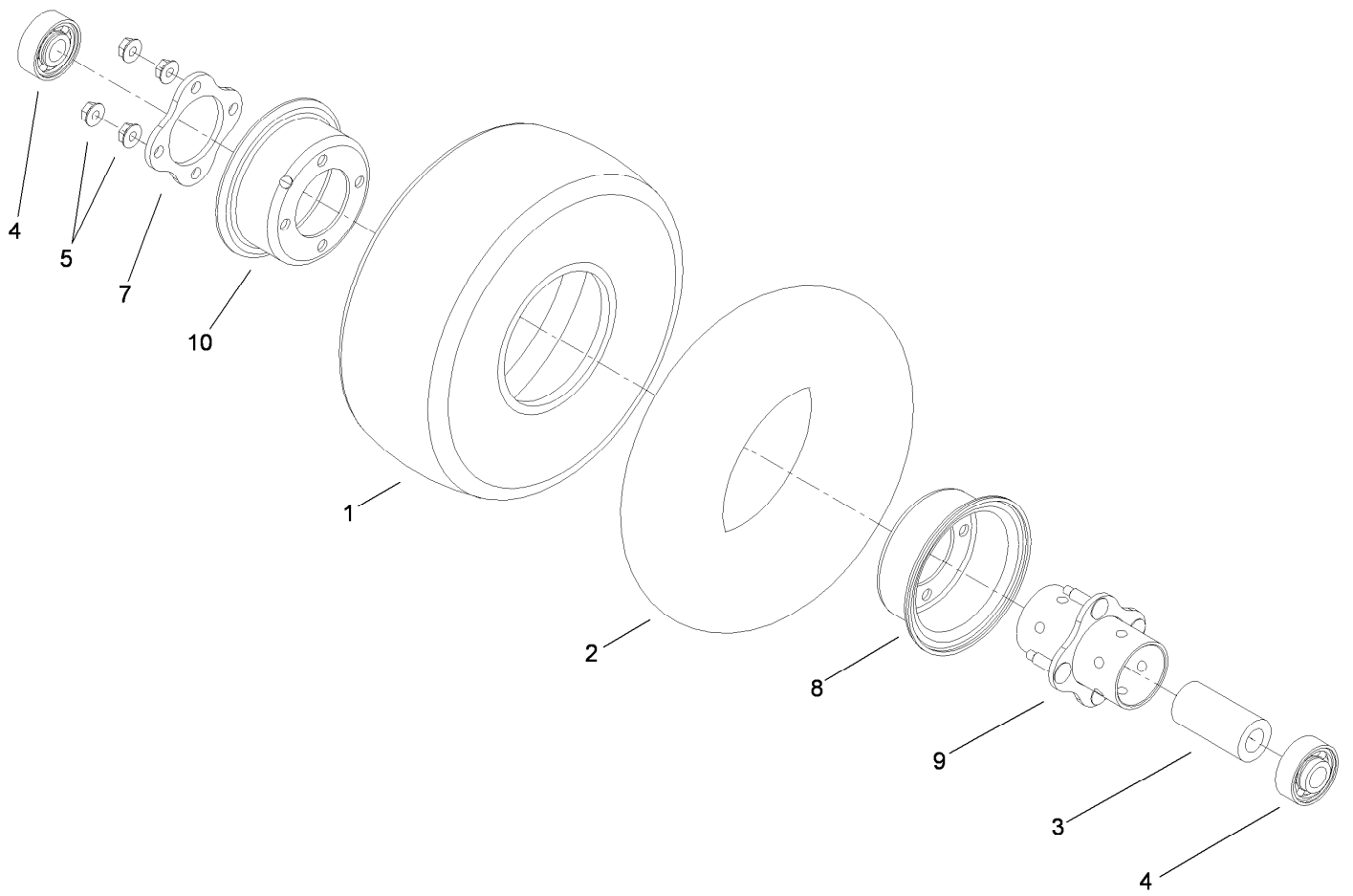
<i>Ref.</i>	<i>Part Number</i>	<i>Qty.</i>	<i>Description</i>	<i>Ref.</i>	<i>Part Number</i>	<i>Qty.</i>	<i>Description</i>
1	139-1042	1	Spindle-Shaft	3:4	253-154	2	Seal-Oil
2	138-6416	1	Spacer-Spindle, Shaft	3:5	302-60	1	Fitting-Grease
3	119-4777	1	Spindle ASM	4	106-7159	1	O-Ring
3:1		1	Spindle ASM ●	5	104-3548	1	Pulley-Driven, High
3:1:2	114-8195	8	Bolt-Neck, Ribbed	6	120-5576	1	Washer-Hardened
3:2	108-1954	1	Bearing Spacer Set	7	3296-60	1	Nut-Lock, NI
3:3	110-8297	1	Bearing ASM				

● Not serviced separately



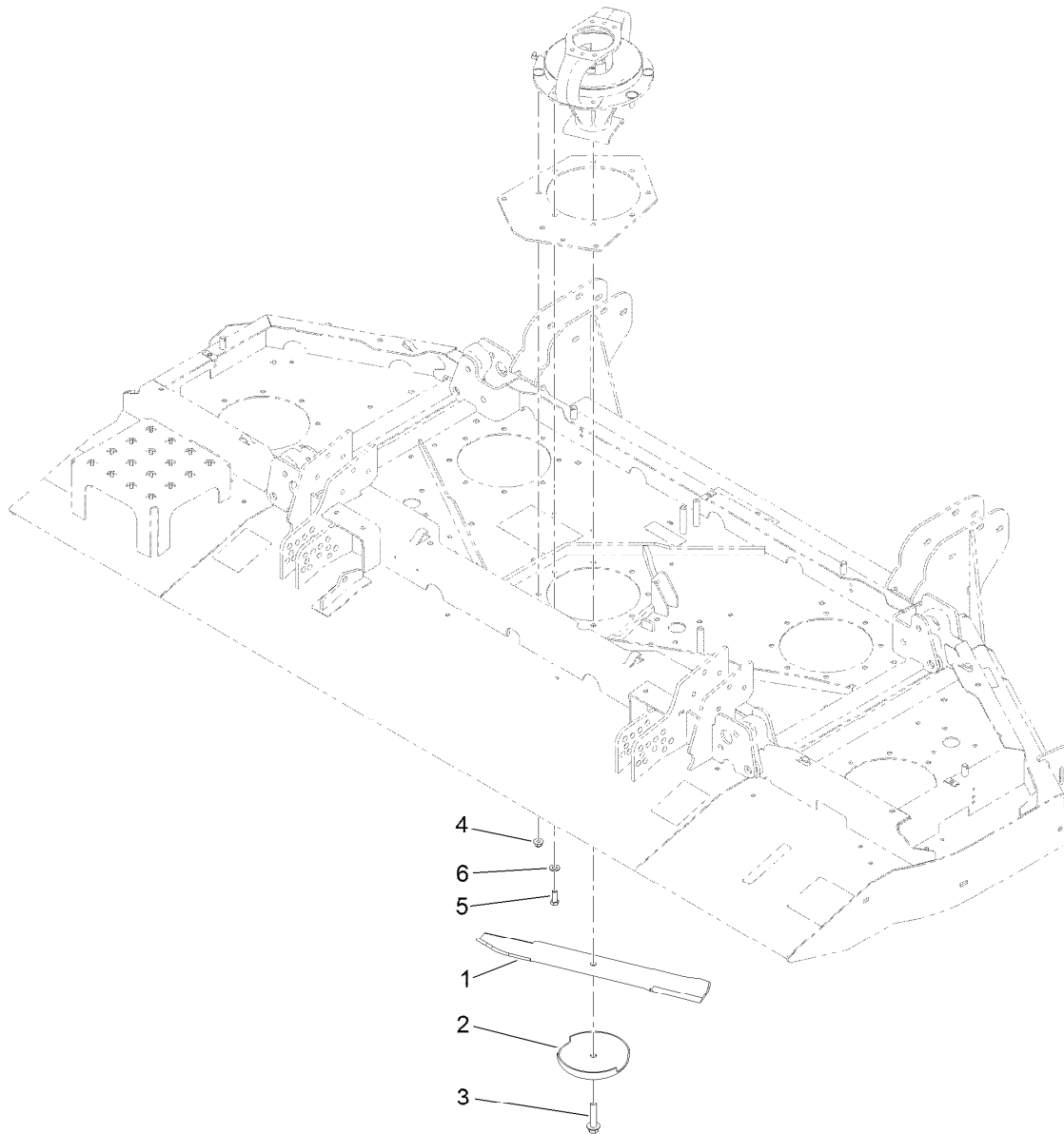
Center Deck Roller, Skid and Caster Wheel Assembly

Ref.	Part Number	Qty.	Description	Ref.	Part Number	Qty.	Description
1	93-4240	2	10 Inch Wheel ASM	7	69-1510	12	Spacer
2	130-7787	2	Caster Arm ASM	8	130-7784-01	2	Fork-Caster
2:2	302-5	1	Fitting-Grease	9	327-24	2	Screw-HH
2:3	69-6470	2	Bushing-Caster	10	3296-53	2	Nut-Lock, NI
3	323-42	12	Screw-HH	11	112-1479	2	Skid-Bumper, Deck
4	3256-24	12	Washer-Plain	12	9136144	2	Screw-HWHTF
5	92-9727	2	HOC Cap ASM	13	3231-33	4	Screw-CARR
5:1	92-5581	1	Ring-Rtng, Snap, Int, Flat	14	104-8301	16	Nut-HF, NI
5:2	92-5583	1	Washer-Cap	15	68-6710	1	Roller
5:3	92-9726	1	Spring-Compression	16	68-6840	1	Shaft-Roller
5:4	92-8861	1	Cap-HOC	17	3231-21	1	Screw-CARR
6	69-6860	8	Washer-Thrust	18	3296-59	1	Nut-Lock, NI



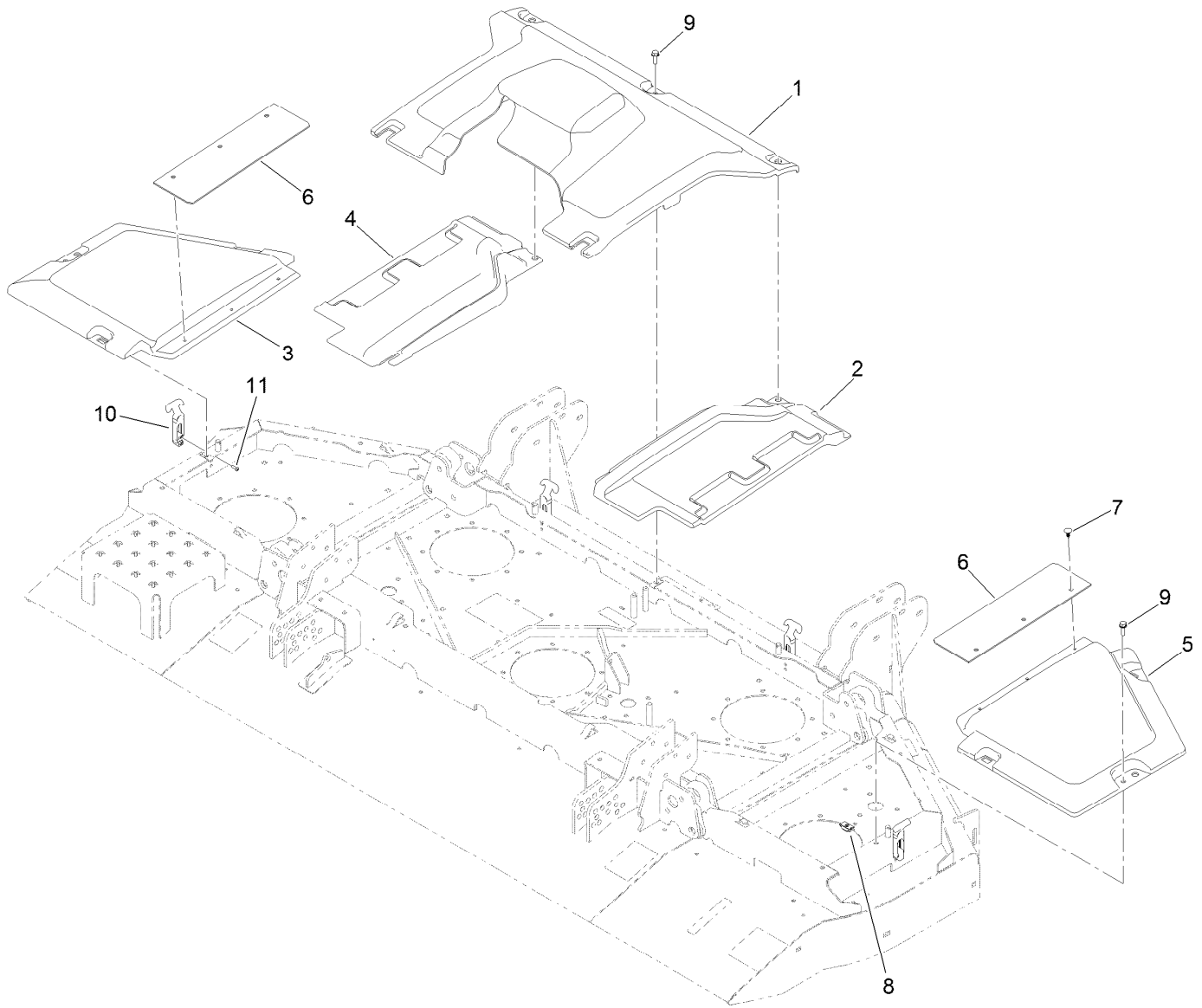
10 Inch Wheel Assembly No. 93-4240

<i>Ref.</i>	<i>Part Number</i>	<i>Qty.</i>	<i>Description</i>
1	93-4243	1	Tire
2	93-4244	1	Tube-Inner (W/Valve)
3	93-4241	1	Spacer-Bearing, Inner
4	120-3366	2	Bearing
5	32128-16	4	Nut-HHF
7	93-4242	1	Plate
8	93-4239	1	Rim-Wheel, Half
9	93-5980	1	Hub
10	95-2741	1	Rim-Wheel, Half



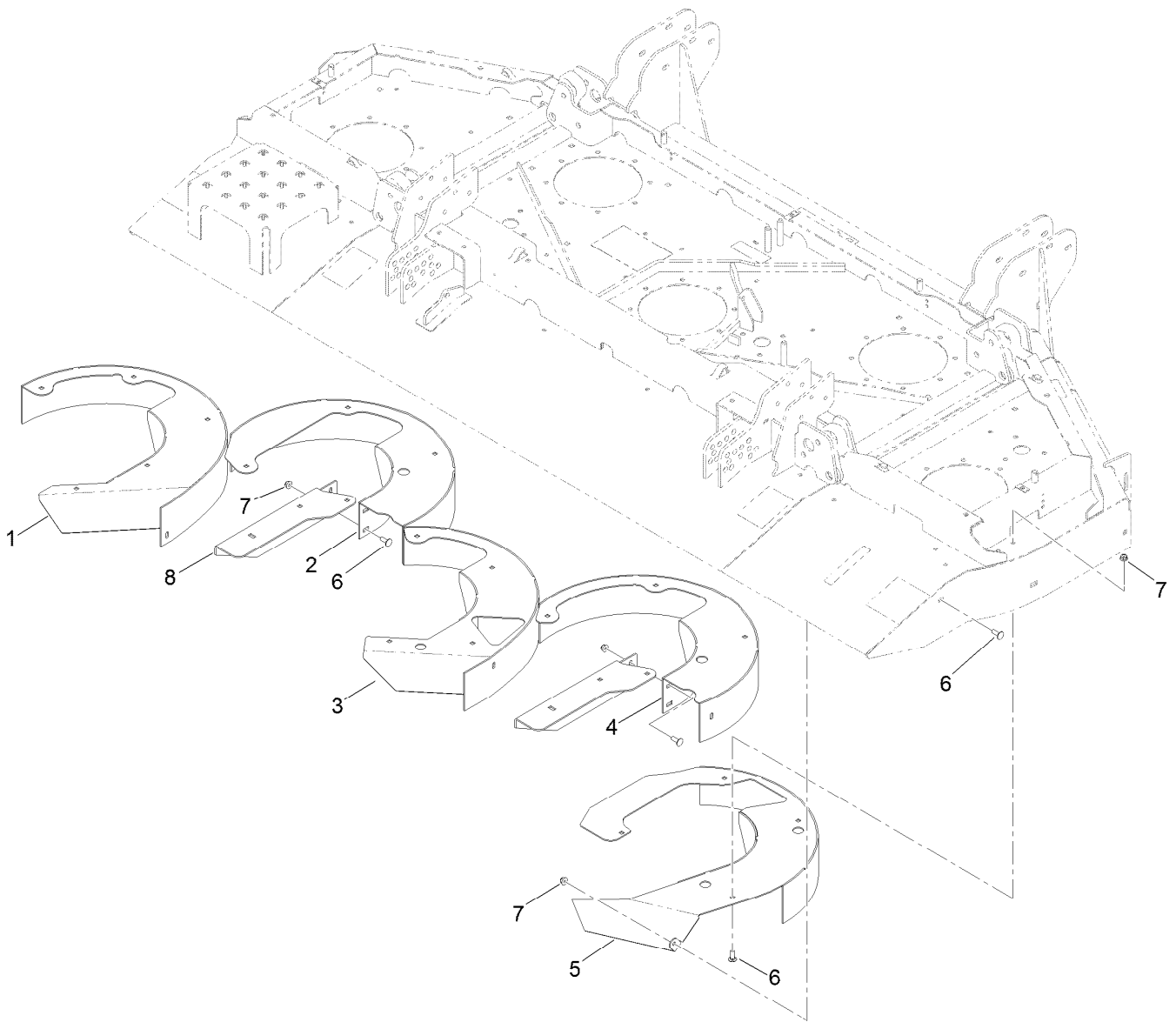
Center Front Deck Spindle and Blade Assembly

<i>Ref.</i>	<i>Part Number</i>	<i>Qty.</i>	<i>Description</i>
1	130-9151	5	Blade-20 In
2	72-9361	5	Cup-Scalp, Anti
3	92-5816	5	Bolt-Blade
4	104-8301	36	Nut-HF, NI
5	323-6	4	Screw-HH
6	3256-24	4	Washer-Plain



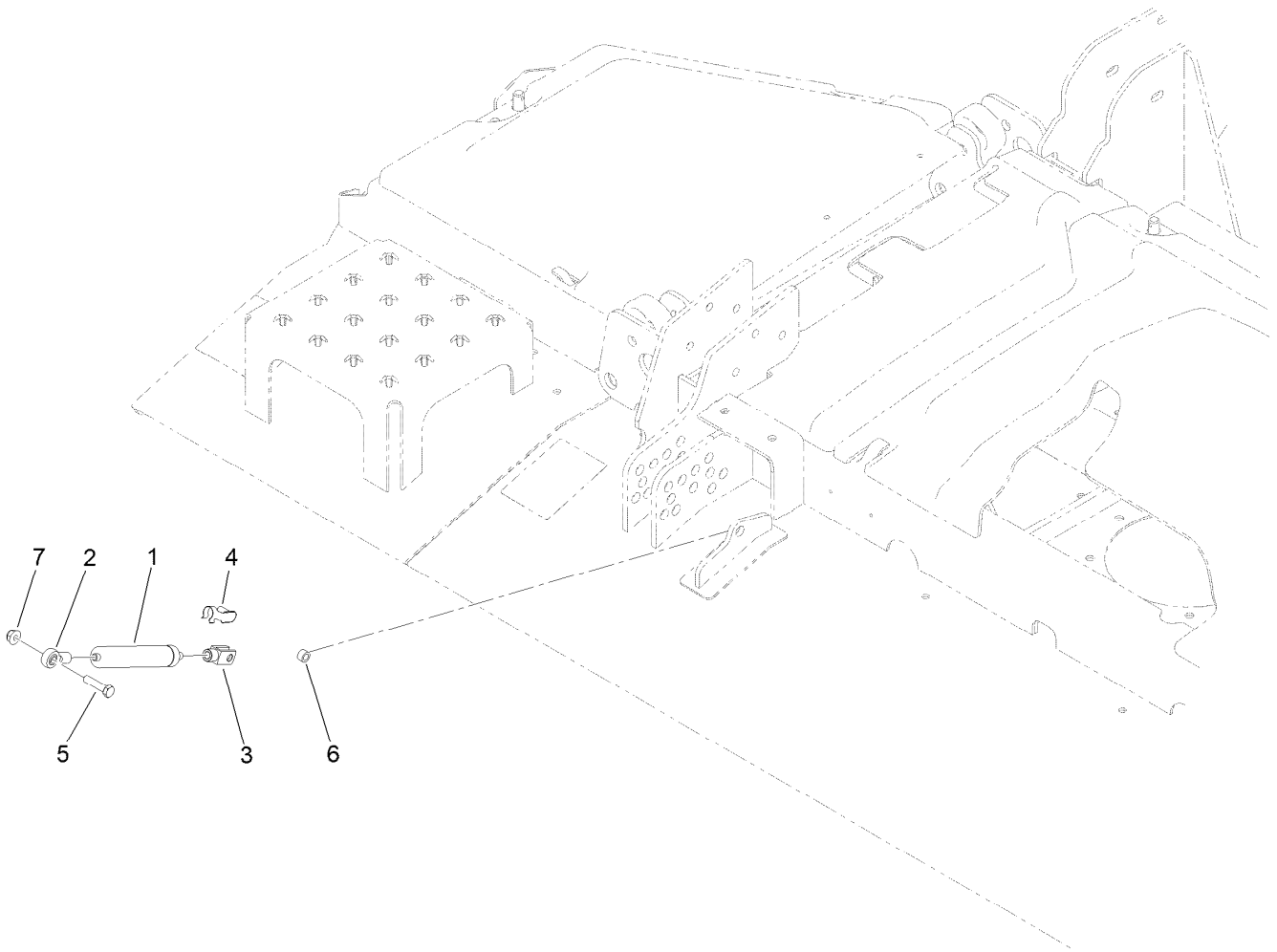
Center Front Deck Belt Cover Assembly

<i>Ref.</i>	<i>Part Number</i>	<i>Qty.</i>	<i>Description</i>
1	131-2223	1	Cover-Front Deck, Center
2	114-5632	1	Cover-Front Deck, RH Transition
3	114-5629	1	Cover-Front Deck, LH
4	114-5631	1	Cover-Front Deck, LH Transition
5	114-5628	1	Cover-Front Deck, RH
6	115-5424	2	Shield-Deck, Flexible
7	117-2382	6	Plug-Plastic
8	110-3510	3	Nut-Retainer
9	3234-29	3	Screw-HHF
10	103-4080	4	Latch-Rubber
11	3274-39	8	Screw-HSBH



Center Front Deck Chamber and Discharge Assembly

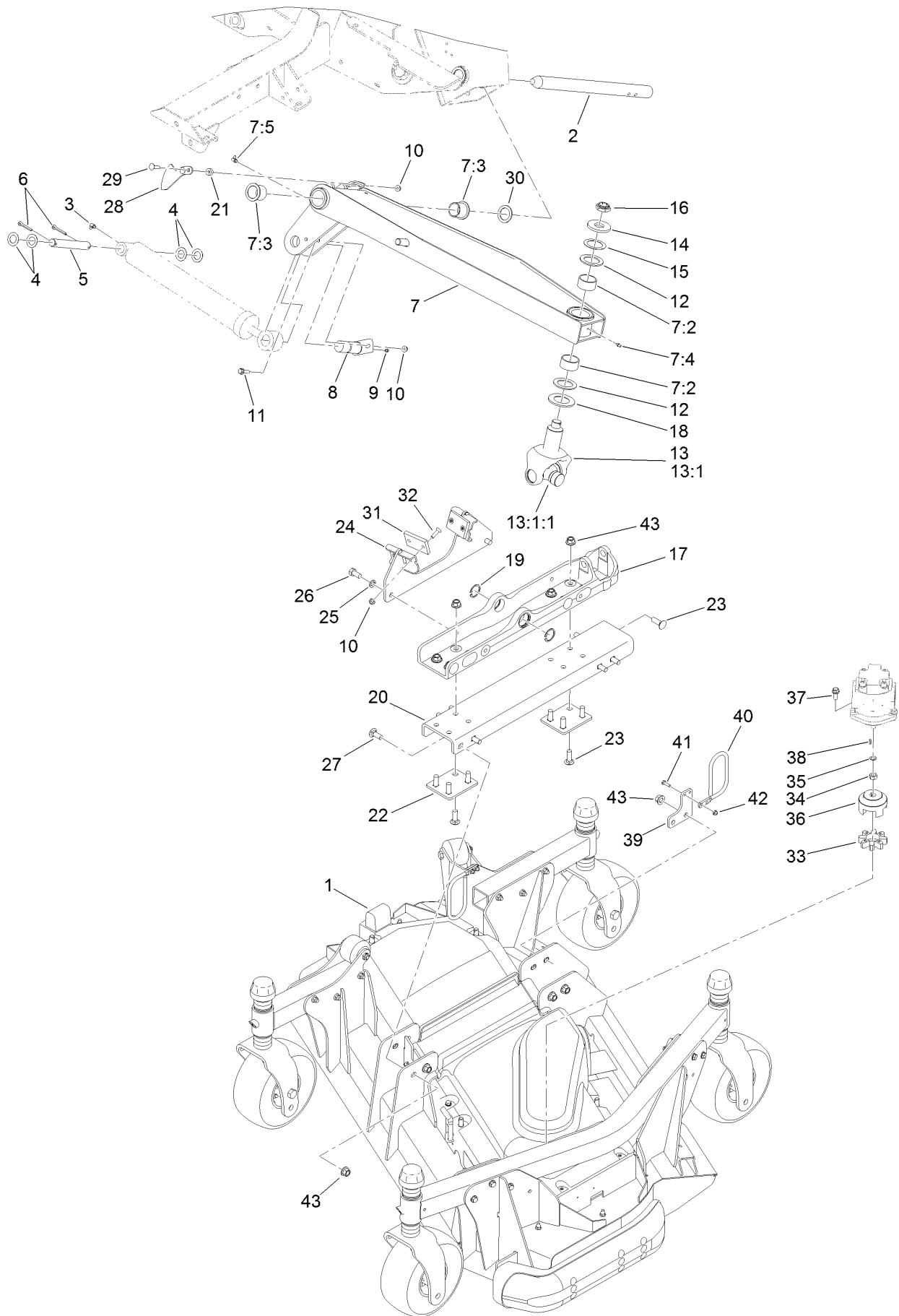
<i>Ref.</i>	<i>Part Number</i>	<i>Qty.</i>	<i>Description</i>
1	132-1640-0P	1	Chamber-Front, Left
2	133-2244-0P	1	Chamber-Front, Lc
3	132-1644-0P	1	Chamber-Front, Center
4	133-2240-0P	1	Chamber-Front, Rc
5	132-1647-0P	1	Chamber-Front, Right
6	3230-10	28	Bolt-CARR
7	104-8300	28	Nut-HF, NI
8	133-2208-0P	2	Angle-Deflector



Center Front Deck Transport Damper Assembly

<i>Ref.</i>	<i>Part Number</i>	<i>Qty.</i>	<i>Description</i>
1	105-3249	1	Damper
2	104-8331	1	End-Rod, Spherical
3	115-5455	1	End-Rod, Clevis
4	115-5454	1	Pin-Spring
5	322-17	1	Screw-HH
6	115-2142	1	Spacer
7	104-8300	1	Nut-HF, NI

Left Hand Deck Connection Assembly

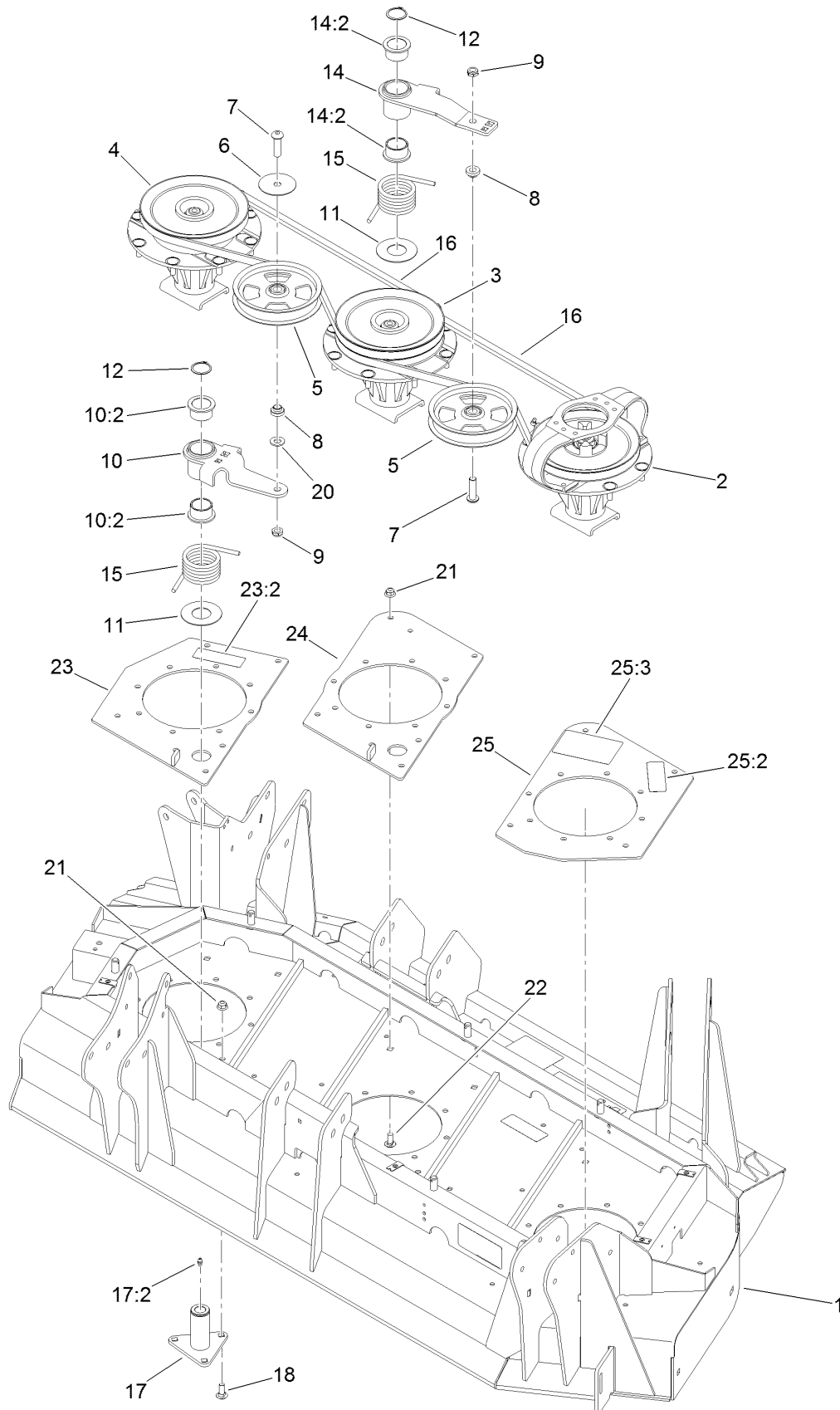


Left Hand Deck Connection Assembly (continued)

<i>Ref.</i>	<i>Part Number</i>	<i>Qty.</i>	<i>Description</i>	<i>Ref.</i>	<i>Part Number</i>	<i>Qty.</i>	<i>Description</i>
1		1	Left Deck ASM ●	20	136-0063-01	1	Channel-LH
2	121-3882	1	Shaft-Pivot, Lift Arm	21	121-1759	2	Spacer
3	302-60	1	Fitting-Grease	22	136-0065-01	2	Plate-Spacer
4	110-6767	4	Washer-Thrust	23	3233-2	10	Screw-CARR
5	110-6006	1	Pin-Clevis	24	136-0040-03	1	Stop-Deck ASM
6	3272-30	2	Pin-Cotter	25	3253-7	2	Washer-Lock
7	138-6396	1	Lift Arm ASM, LH	26	325-4	2	Screw-HH
7:2	114-5596	2	Bushing-Straight	27	3233-1	6	Screw-CARR
7:3	69-6470	2	Bushing-Caster	28	112-7339	1	Plate-Sensing
7:4	302-5	1	Fitting-Grease	29	3230-3	2	Screw-CARR
7:5	302-60	1	Fitting-Grease	30	98-1452	1	Washer-Thrust
8	125-1912	1	Pin-Pivot	31	69-9290	2	Pad-Bumper
9	302-5	1	Fitting-Grease	32	32108-103	4	Screw-FH
10	104-8300	7	Nut-HF, NI	33	104-3542	1	Spider
11	119-4036	1	Screw-HHF	34	110-8815	1	Nut-Hex
12	104-0721	2	Washer-Thrust	35	112-6957	1	Washer-Hardened
13	114-5640-03	1	Joint Yoke ASM	36	104-3541	1	Hub-Spider
13:1		1	Yoke-Joint ●	37	3234-42	2	Screw-HHF
13:1:1	104-4299	1	Cross And Bearing Kit	38	3257-3	1	Key-Woodruff
14	104-0719	1	Washer-Hardened	39	136-0055-01	1	Plate-Hose Retainer
15	114-5641	1	Washer-Thrust	40	130-9161	1	Support-Hose
16	116-1399	1	Locknut	41	321-5	2	Screw-HH
17	136-0061-03	1	Mount-Deck, Machining	42	104-7201	2	Nut-HF, NI
18	104-0720	1	Spacer	43	99-5107	16	Nut-Lock
19	32120-42	2	Ring-Retaining				

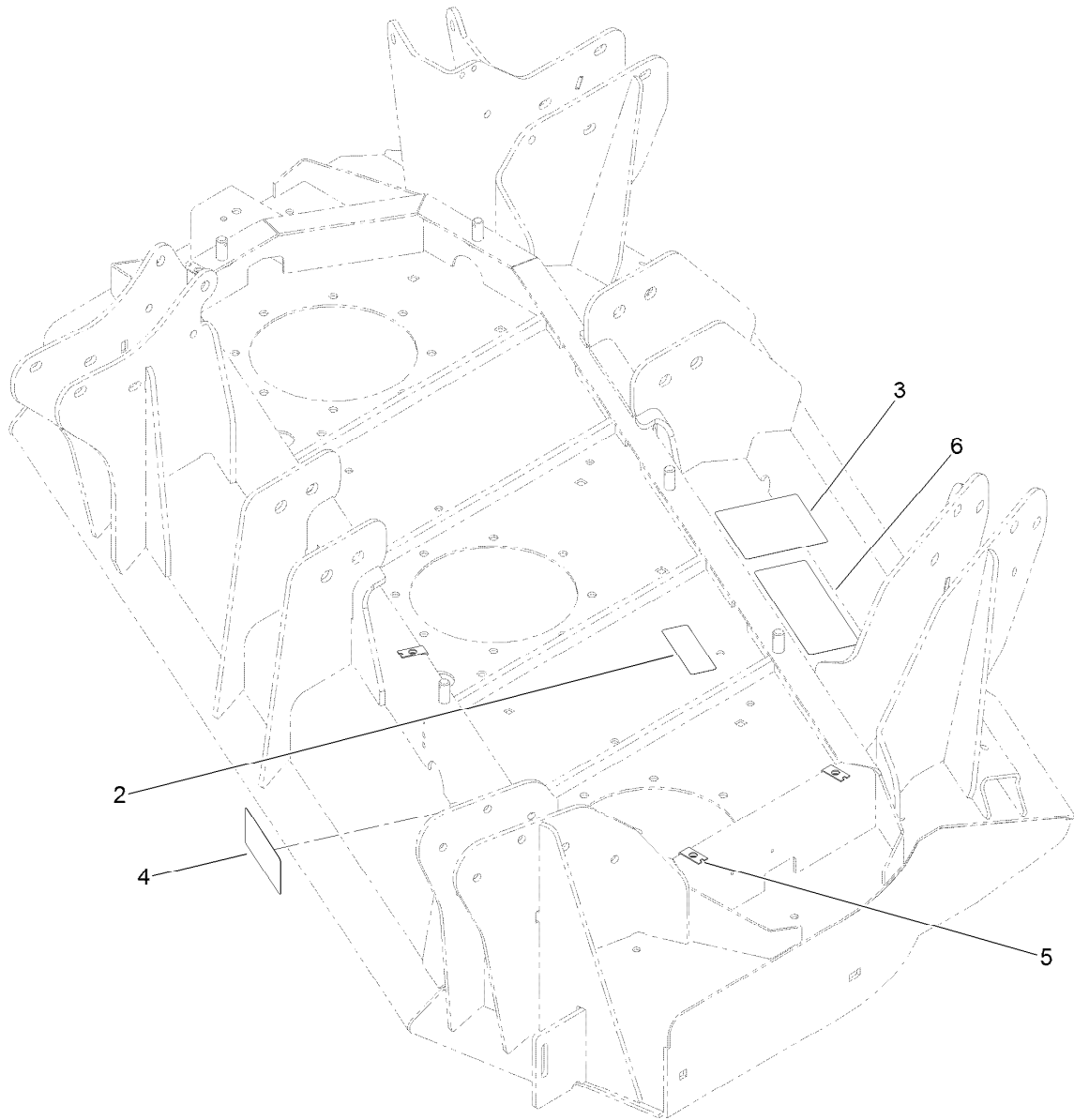
● Not serviced separately

Left Hand Deck Belt, Pulley and Spindle Assembly



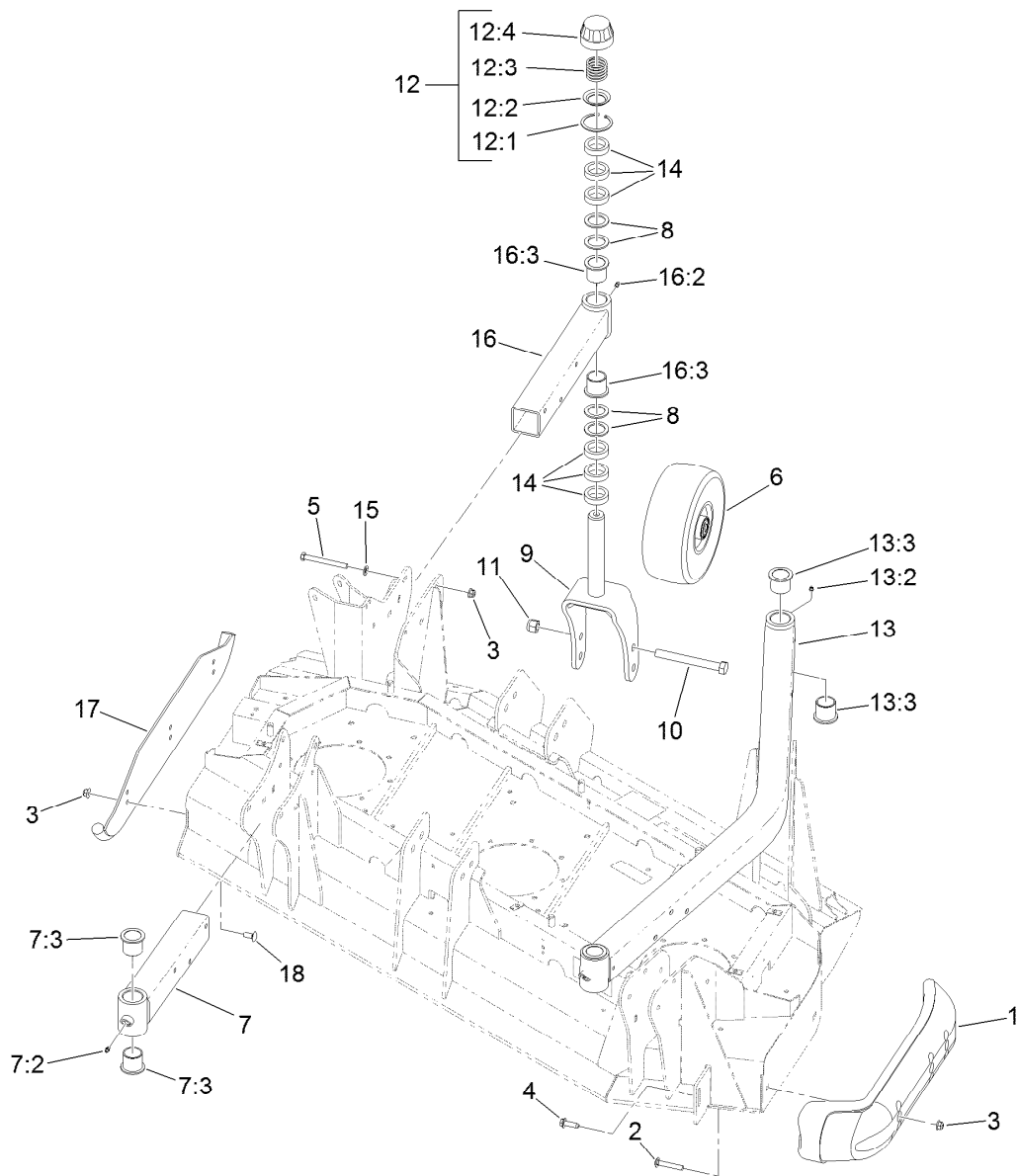
Left Hand Deck Belt, Pulley and Spindle Assembly (continued)

<i>Ref.</i>	<i>Part Number</i>	<i>Qty.</i>	<i>Description</i>	<i>Ref.</i>	<i>Part Number</i>	<i>Qty.</i>	<i>Description</i>
1	130-9271	1	Left Deck ASM	15	108-1921	2	Spring-Torsion
2	139-1034	1	Single Driving Spindle ASM	16	112-7377	2	Belt-V, B
3	139-1033	1	Double Driven Spindle ASM	17	137-5640	2	Idler Pivot ASM
4	139-1032	1	High Driven Spindle ASM	17:2	302-5	1	Fitting-Grease
5	132-9421	2	Pulley-Idler, Flat	18	3231-2	6	Bolt-CARR
6	100-3102	1	Washer-Flat	20	3256-26	1	Washer-Flat
7	108-1993	2	Screw-HSBH	21	104-8301	16	Nut-HF, NI
8	108-1924	2	Spacer-Idler	22	3231-27	10	Screw-CARR
9	3296-45	2	Nut-Hex	23	132-1621	1	Inner Spindle Plate ASM
10	140-7079	1	Idler Arm ASM	23:2	117-4979	1	Decal-Warning
10:2	93-4510	2	Bushing-Caster	24	132-1622-01	1	Plate-Spindle, Center
11	108-1926	2	Washer	25	132-1620	1	Outer Spindle Plate ASM
12	32120-84	2	Ring-Snap, External	25:2	117-4979	1	Decal-Warning
14	140-7078	1	Idler Arm ASM	25:3	114-4883	1	Decal-Belt Routing, Deck (LH)
14:2	93-4510	2	Bushing-Caster				



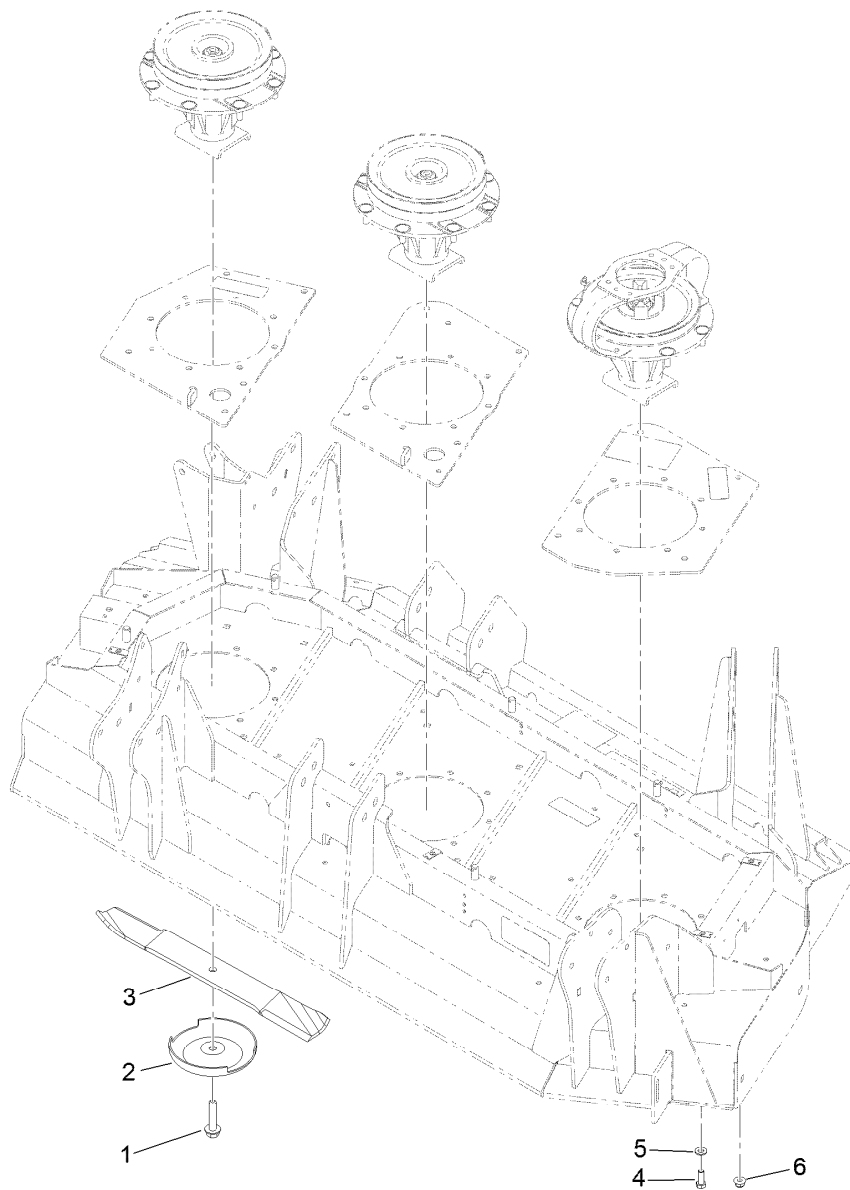
Left Hand Deck Decal Assembly No. 130-9271

<i>Ref.</i>	<i>Part Number</i>	<i>Qty.</i>	<i>Description</i>
2	117-4979	1	Decal-Warning
3	120-6604	1	Decal-Danger
4	93-7818	1	Decal-Torque, Blade Bolt
5	110-3510	4	Nut-Retainer
6	131-6027	1	Decal-HOC



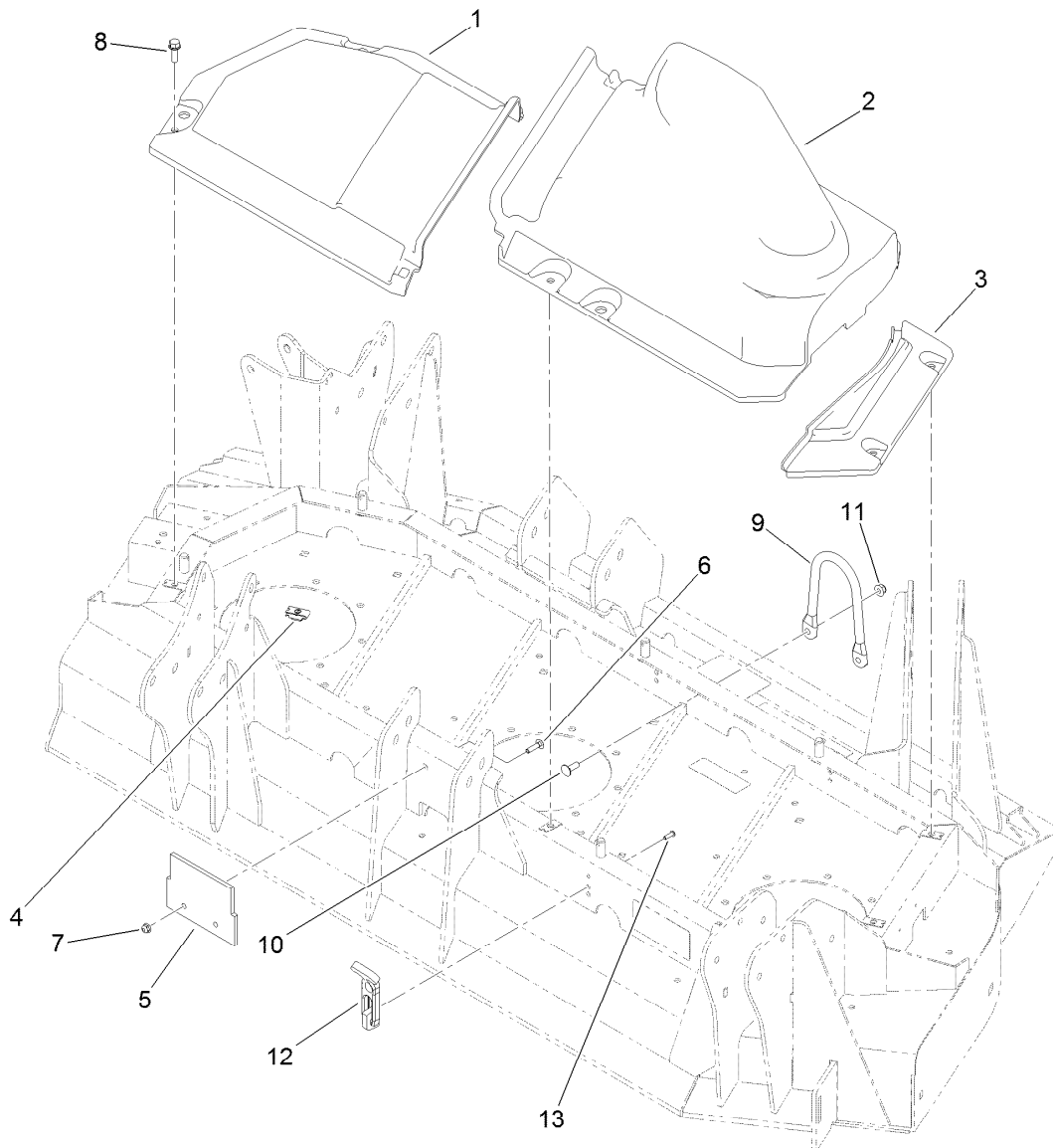
Left Hand Deck Skid and Caster Wheel Assembly

Ref.	Part Number	Qty.	Description	Ref.	Part Number	Qty.	Description
1	112-1479	1	Skid-Bumper, Deck	12:1	92-5581	1	Ring-Rtng, Snap, Int, Flat
2	3231-33	2	Screw-CARR	12:2	92-5583	1	Washer-Cap
3	104-8301	17	Nut-HF, NI	12:3	92-9726	1	Spring-Compression
4	9136144	1	Screw-HWHTF	12:4	92-8861	1	Cap-HOC
5	323-42	12	Screw-HH	13	114-0953	1	HOC Castor Arm ASM
6	93-4240	4	10 Inch Wheel ASM	13:2	302-5	2	Fitting-Grease
7	131-6042	1	Caster Arm ASM	13:3	69-6470	4	Bushing-Caster
7:2	302-5	1	Fitting-Grease	14	69-1510	24	Spacer
7:3	69-6470	2	Bushing-Caster	15	3256-24	12	Washer-Plain
8	69-6860	16	Washer-Thrust	16	131-6047	1	Caster Arm ASM
9	130-7784-01	4	Fork-Caster	16:2	302-5	1	Fitting-Grease
10	327-24	4	Screw-HH	16:3	69-6470	2	Bushing-Caster
11	3296-53	4	Nut-Lock, NI	17	131-6034-01	1	Skid-Deck
12	92-9727	4	HOC Cap ASM	18	3231-27	3	Screw-CARR



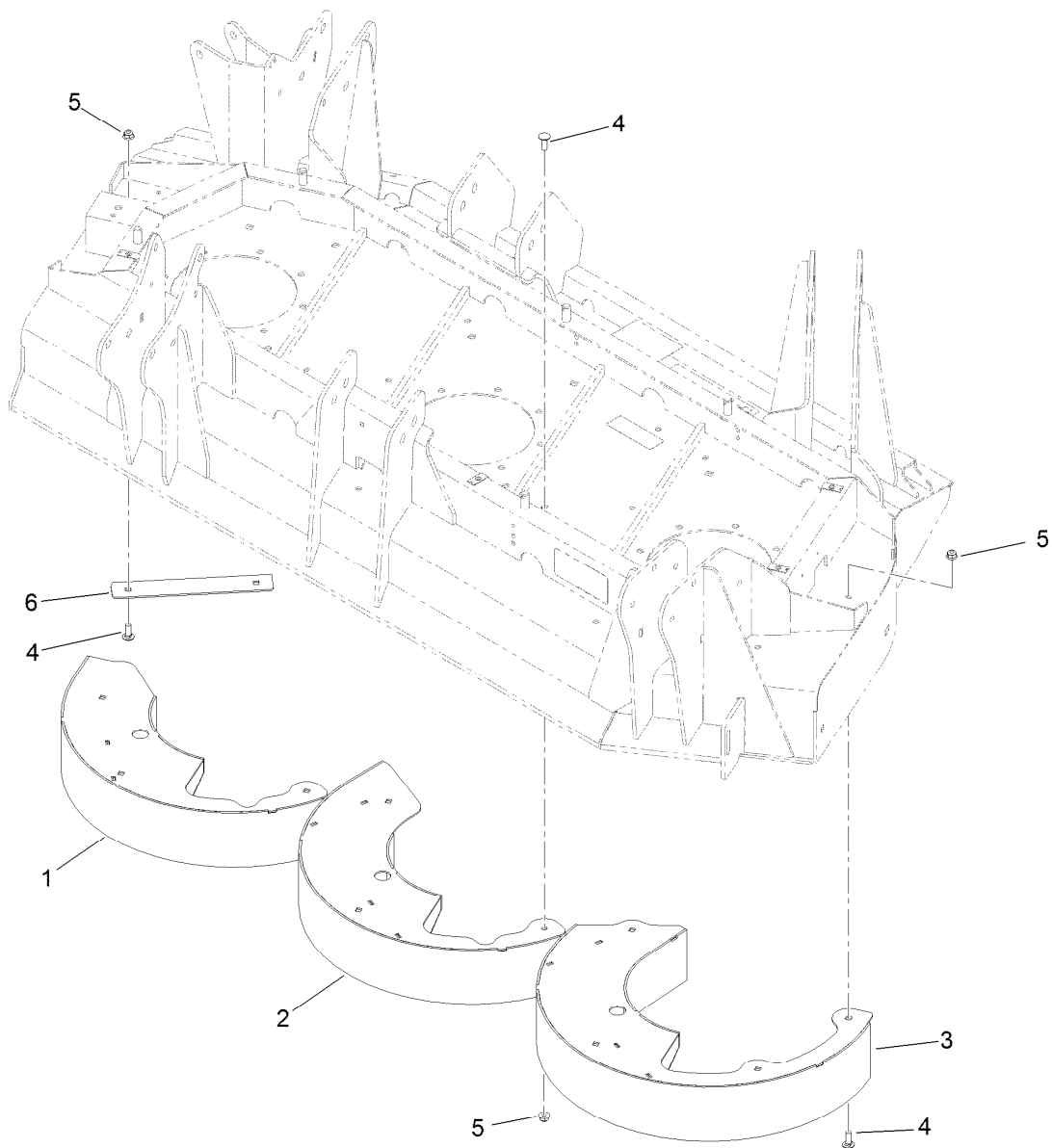
Left Hand Deck Spindle and Blade Assembly

<i>Ref.</i>	<i>Part Number</i>	<i>Qty.</i>	<i>Description</i>
1	92-5816	3	Bolt-Blade
2	72-9361	3	Cup-Scalp, Anti
3	130-9151	3	Blade-20 In
4	323-6	4	Screw-HH
5	3256-24	4	Washer-Plain
6	104-8301	20	Nut-HF, NI



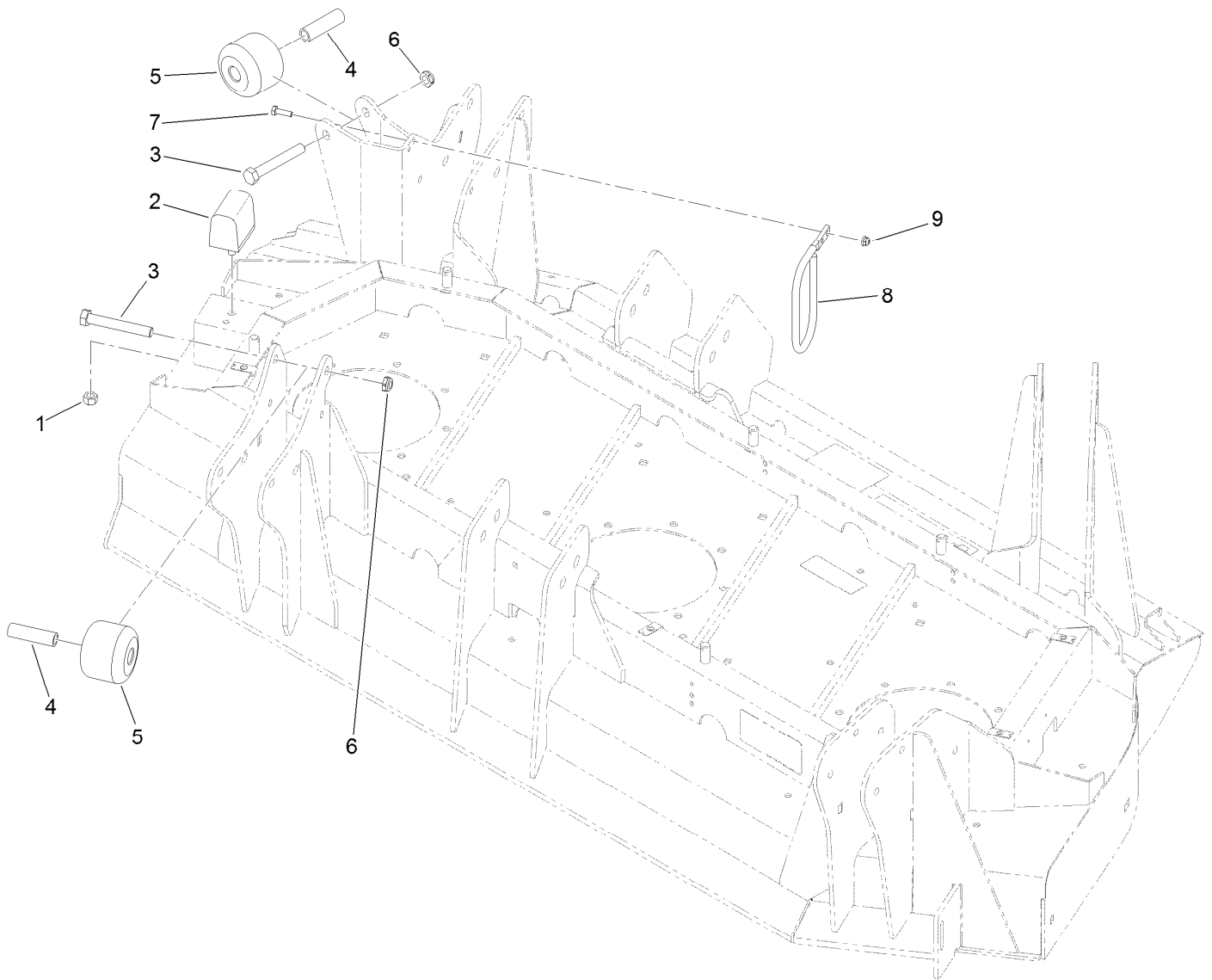
Left Hand Deck Belt Cover Assembly

<i>Ref.</i>	<i>Part Number</i>	<i>Qty.</i>	<i>Description</i>
1	114-5633	1	Cover-Deck, LH Wing (Inside)
2	114-5634	1	Cover-Deck, LH Wing (Outside)
3	114-5637	1	Cover-Deck, LH Wing (Fixed)
4	110-3510	4	Nut-Retainer
5	136-0079	1	Plug-Rubber
6	3229-2	2	Screw-CARR
7	104-7201	2	Nut-HF, NI
8	3234-29	4	Screw-HHF
9	115-3362	1	Guide-Hose
10	3230-10	2	Bolt-CARR
11	104-8300	2	Nut-HF, NI
12	103-4080	4	Latch-Rubber
13	3274-39	8	Screw-HSBH



Left Hand Deck Chamber Assembly

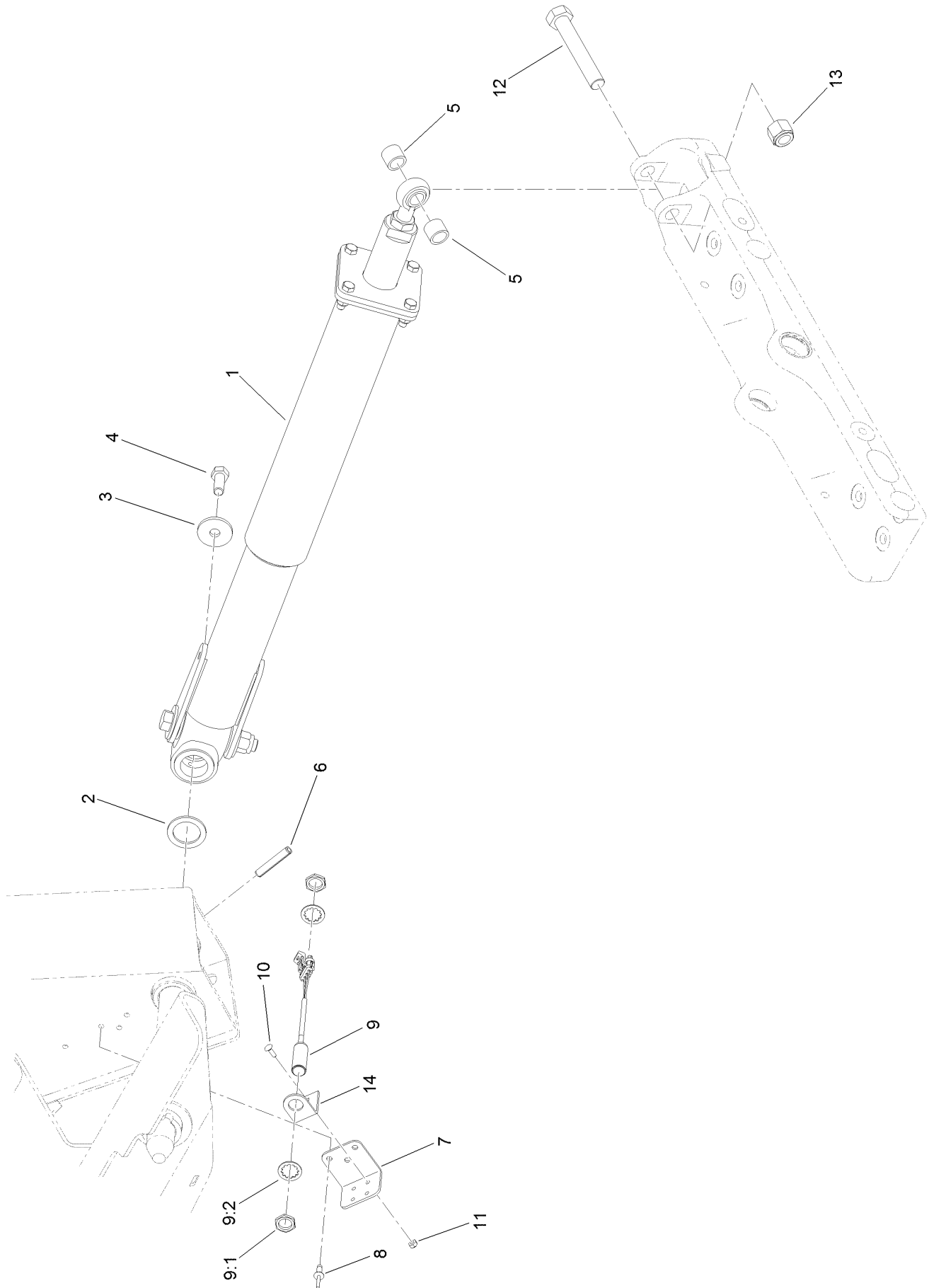
<i>Ref.</i>	<i>Part Number</i>	<i>Qty.</i>	<i>Description</i>
1	132-1600-0P	1	Chamber-Left, Inner
2	131-6005-0P	1	Chamber-Left, Center
3	131-6001-0P	1	Chamber-Left, Outer
4	3230-10	12	Bolt-CARR
5	104-8300	12	Nut-HF, NI
6	133-2248-0P	1	Deflector-LH



Left Hand Deck Stop Assembly

<i>Ref.</i>	<i>Part Number</i>	<i>Qty.</i>	<i>Description</i>
1	33025-00	1	Nut-Lock, NI
2	87-3470	1	Bumper
3	325-14	2	Screw-HH
4	115-2144	2	Tube-Spacer
5	115-3366	2	Roller
6	3296-45	2	Nut-Hex
7	321-5	2	Screw-HH
8	130-9161	1	Support-Hose
9	104-7201	2	Nut-HF, NI

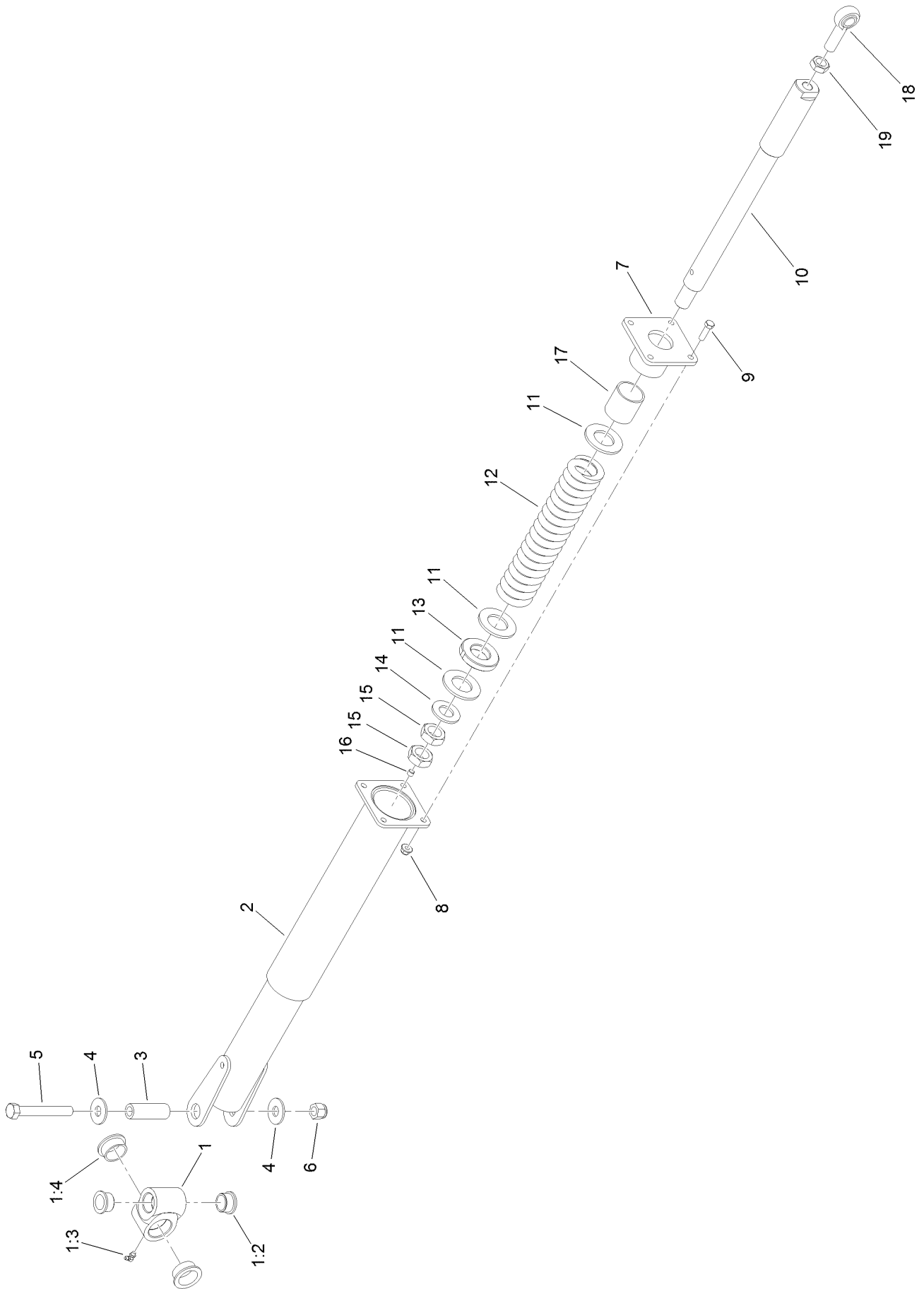
Left Hand Deck Impact Arm and Limit Switch Assembly



Left Hand Deck Impact Arm and Limit Switch Assembly (continued)

<i>Ref.</i>	<i>Part Number</i>	<i>Qty.</i>	<i>Description</i>	<i>Ref.</i>	<i>Part Number</i>	<i>Qty.</i>	<i>Description</i>
1	137-1648	1	Impact Damper ASM	9	115-5300	1	Proximity Switch ASM
2	98-1452	1	Washer-Thrust	9:1	117-3207	2	Nut-Hex
3	106-2008	1	Washer-Thrust	9:2	117-3208	2	Washer-Lock, Internal Tooth
4	325-5	1	Screw-HH	10	3229-34	2	Screw-CARR
5	136-0077	2	Spacer	11	3296-2	2	Nut-Lock, NI
6	117-5479	2	Pin-Spring	12	328-8	1	Screw-HH
7	133-2236	1	Bracket-Support	13	3296-51	1	Nut-Lock, NI
8	3290-412	3	Rivet-Blind	14	133-2235	1	Bracket-Sensor, Side

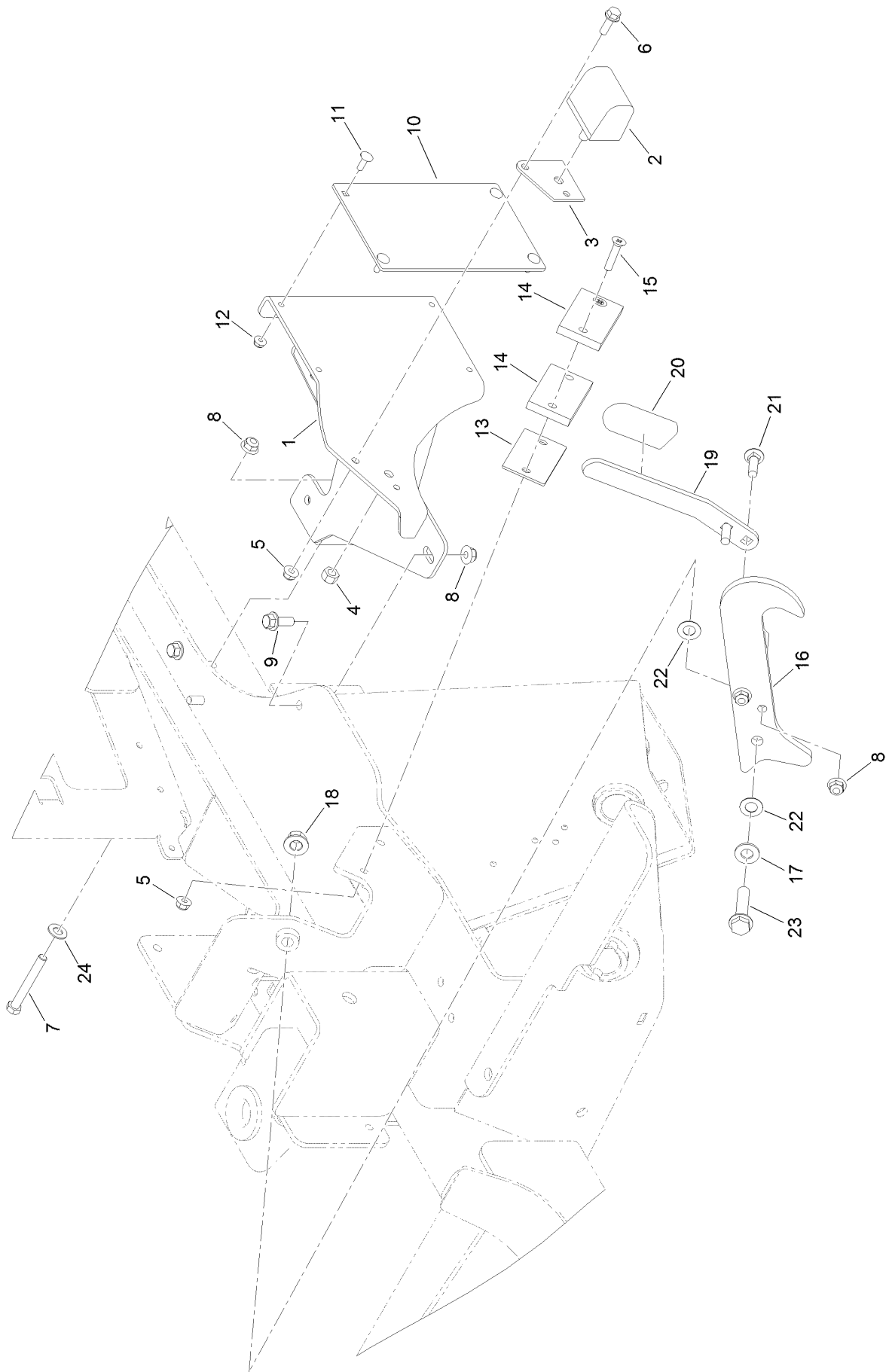
Impact Damper Assembly No. 137-1648



Impact Damper Assembly No. 137-1648 (continued)

<i>Ref.</i>	<i>Part Number</i>	<i>Qty.</i>	<i>Description</i>	<i>Ref.</i>	<i>Part Number</i>	<i>Qty.</i>	<i>Description</i>
1	138-5253	1	Pivot Hub ASM	9	323-7	4	Screw-HH
1:2	302-60	1	Fitting-Grease	10	138-5266	1	Shaft-Spring
1:3	115-5469	2	Bushing-Flange	11	114-5986	3	Washer-Plain
1:4	114-5680	2	Bushing-Flange	12	114-5993	1	Spring-Compression
2	137-5596	1	Arm-Impact, Rear	13	114-5992	1	Bearing-Plastic
3	94-6604	1	Tube-Spacer	14	3256-62	1	Washer-Flat
4	3256-7	2	Washer-Flat	15	3220-9	2	Nut-Jam
5	327-23	1	Screw-HH	16	285-17	1	Plug-Pipe
6	3296-53	1	Nut-Lock, NI	17	114-5989	1	Bushing-Plain
7	138-5250	1	Housing ASM	18	105-2806	1	End-Rod
8	104-8301	4	Nut-HF, NI	19	3220-7	1	Nut-Jam

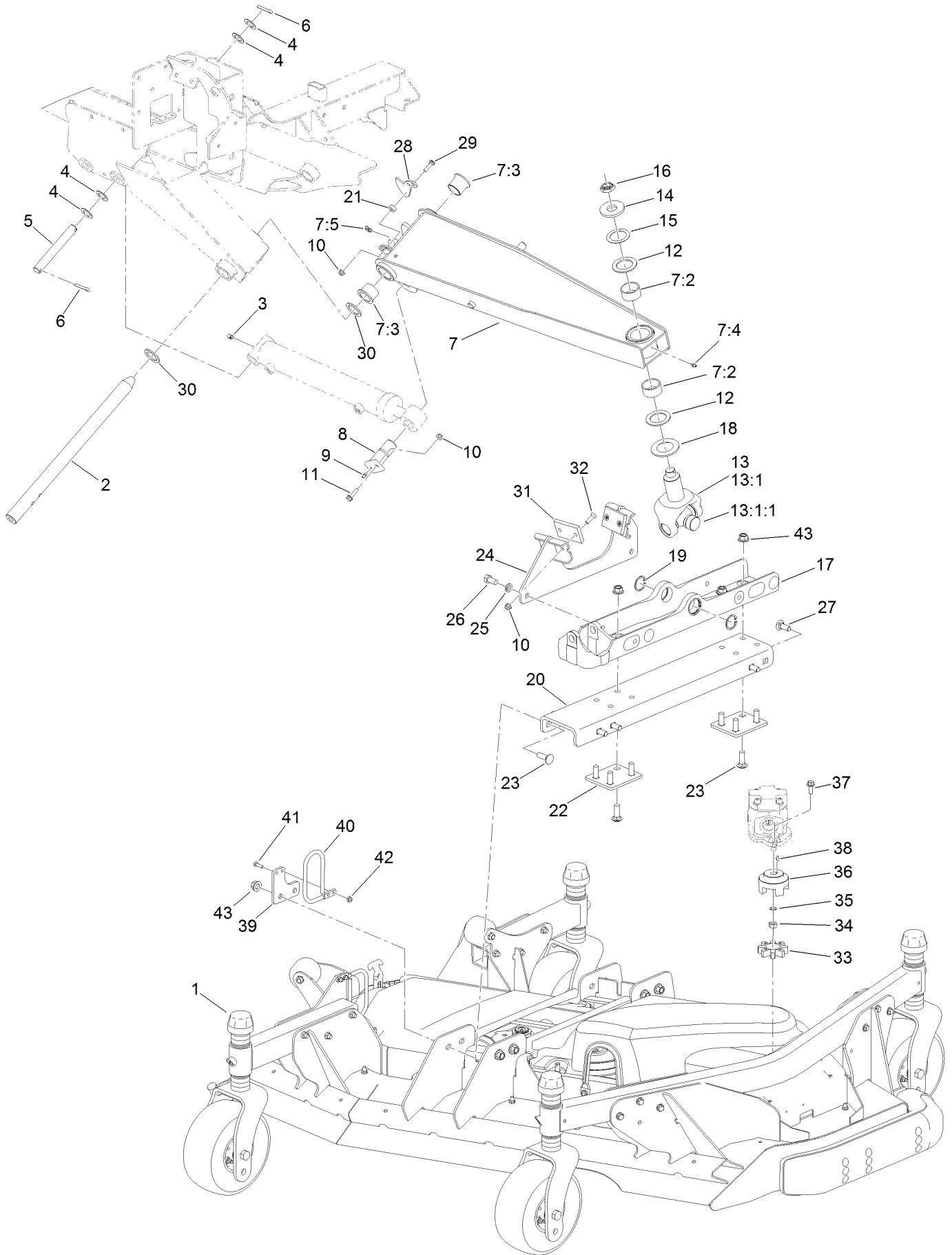
Left Hand Deck Transport Lock Assembly



Left Hand Deck Transport Lock Assembly (continued)

<i>Ref.</i>	<i>Part Number</i>	<i>Qty.</i>	<i>Description</i>	<i>Ref.</i>	<i>Part Number</i>	<i>Qty.</i>	<i>Description</i>
1	119-8275-01	1	Pad-Transport, LH	13	114-5675	1	Shim-Pad
2	87-3470	1	Bumper	14	69-9300	2	Pad-Bumper
3	115-8826	1	Shim-Bumper	15	32108-107	2	Screw-FH
4	33025-00	1	Nut-Lock, NI	16	119-7723-03	1	Latch-Wing
5	104-8300	3	Nut-HF, NI	17	3256-26	1	Washer-Flat
6	3234-17	1	Screw-HHF	18	99-5107	1	Nut-Lock
7	323-14	1	Screw-HH	19	114-5659-03	1	Handle-Latch
8	104-8301	5	Nut-HF, NI	20	119-1846	1	Grip
9	3234-42	2	Screw-HHF	21	3231-25	2	Bolt-CARR
10	117-5476	1	Pad-Roller	22	104-3577	2	Washer
11	1-807512	4	Bolt-CARR	23	3234-46	1	Screw-HHF
12	104-7201	4	Nut-HF, NI	24	52-2861	1	Washer

Right Hand Deck Connection Assembly

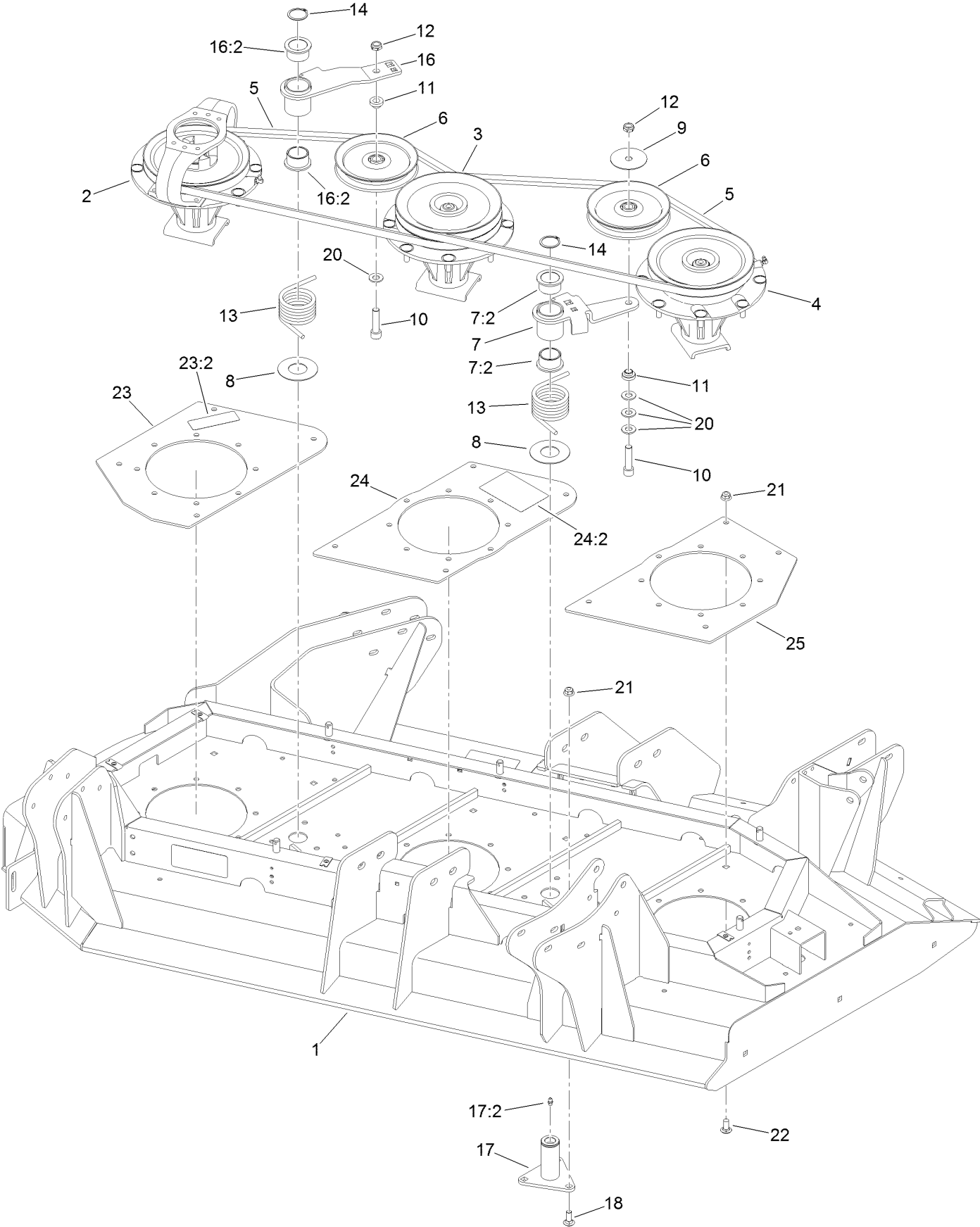


Right Hand Deck Connection Assembly (continued)

<i>Ref.</i>	<i>Part Number</i>	<i>Qty.</i>	<i>Description</i>	<i>Ref.</i>	<i>Part Number</i>	<i>Qty.</i>	<i>Description</i>
1		1	Right Deck ASM ●	20	136-0064-01	1	Channel-RH
2	121-3882	1	Shaft-Pivot, Lift Arm	21	121-1759	2	Spacer
3	302-60	1	Fitting-Grease	22	136-0065-01	2	Plate-Spacer
4	110-6767	4	Washer-Thrust	23	3233-2	10	Screw-CARR
5	110-6006	1	Pin-Clevis	24	136-0080-03	1	Stop-Deck, RH
6	3272-30	2	Pin-Cotter	25	3253-7	2	Washer-Lock
7	138-6395	1	Lift Arm ASM, RH	26	325-4	2	Screw-HH
7:2	114-5596	2	Bushing-Straight	27	3233-1	6	Screw-CARR
7:3	69-6470	2	Bushing-Caster	28	112-7339	1	Plate-Sensing
7:4	302-5	1	Fitting-Grease	29	3230-3	2	Screw-CARR
7:5	302-60	1	Fitting-Grease	30	98-1452	1	Washer-Thrust
8	125-1912	1	Pin-Pivot	31	69-9290	2	Pad-Bumper
9	302-5	1	Fitting-Grease	32	32108-103	4	Screw-FH
10	104-8300	7	Nut-HF, NI	33	104-3542	1	Spider
11	119-4036	1	Screw-HHF	34	110-8815	1	Nut-Hex
12	104-0721	2	Washer-Thrust	35	112-6957	1	Washer-Hardened
13	114-5640-03	1	Joint Yoke ASM	36	104-3541	1	Hub-Spider
13:1		1	Yoke-Joint ●	37	3234-42	2	Screw-HHF
13:1:1	104-4299	1	Cross And Bearing Kit	38	3257-3	1	Key-Woodruff
14	104-0719	1	Washer-Hardened	39	136-0055-01	1	Plate-Hose Retainer
15	114-5641	1	Washer-Thrust	40	130-9161	1	Support-Hose
16	116-1399	1	Locknut	41	321-5	2	Screw-HH
17	136-0061-03	1	Mount-Deck, Machining	42	104-7201	2	Nut-HF, NI
18	104-0720	1	Spacer	43	99-5107	16	Nut-Lock
19	32120-42	2	Ring-Retaining				

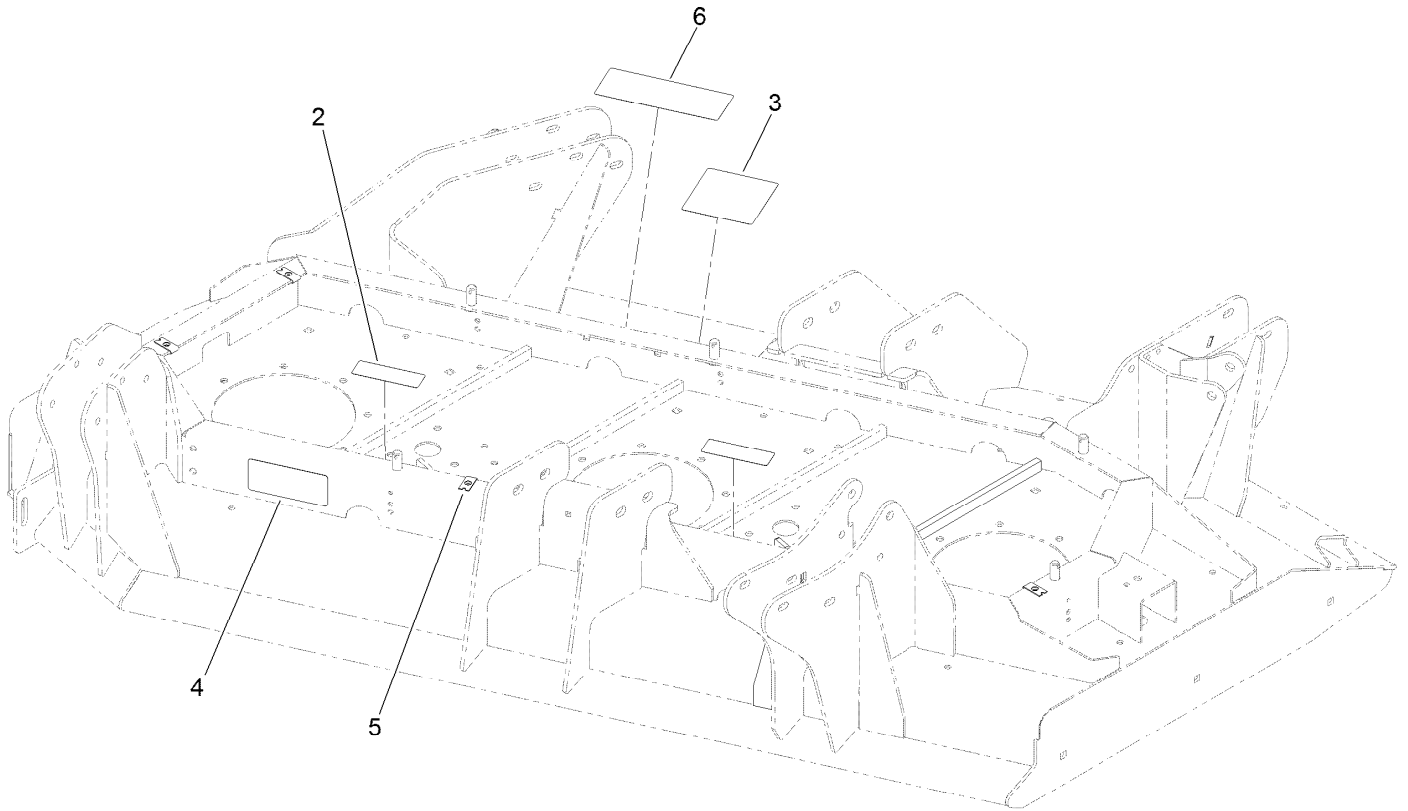
● Not serviced separately

Right Hand Deck Belt, Pulley and Spindle Assembly



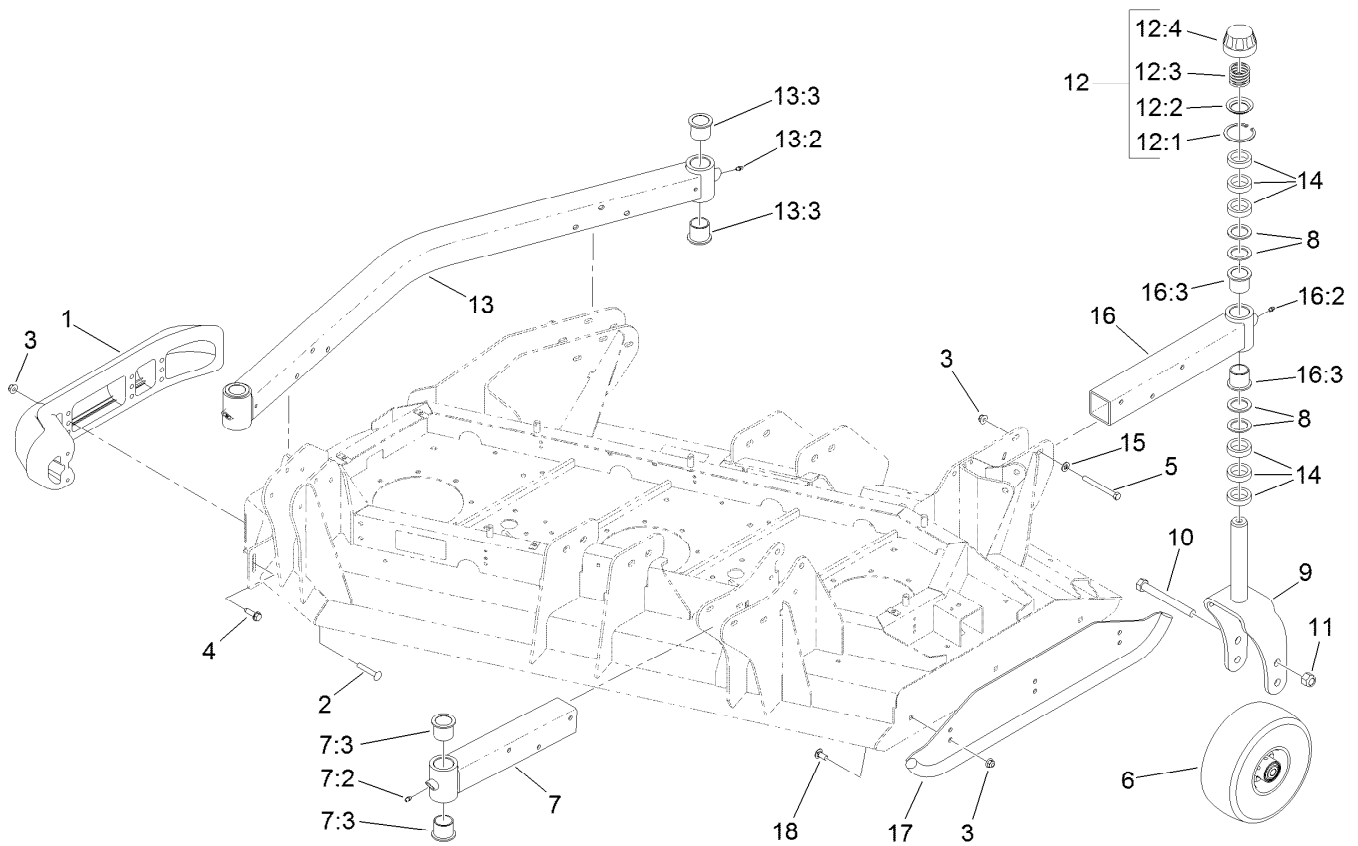
Right Hand Deck Belt, Pulley and Spindle Assembly (continued)

<i>Ref.</i>	<i>Part Number</i>	<i>Qty.</i>	<i>Description</i>	<i>Ref.</i>	<i>Part Number</i>	<i>Qty.</i>	<i>Description</i>
1	130-9241	1	Right Deck ASM	16	140-7078	1	Idler Arm ASM
2	139-1034	1	Single Driving Spindle ASM	16:2	93-4510	2	Bushing-Caster
3	139-1033	1	Double Driven Spindle ASM	17	137-5640	2	Idler Pivot ASM
4	139-1032	1	High Driven Spindle ASM	17:2	302-5	1	Fitting-Grease
5	112-7377	2	Belt-V, B	18	3231-2	6	Bolt-CARR
6	140-5847	2	Pulley-Idler	20	3256-26	4	Washer-Flat
7	140-7079	1	Idler Arm ASM	21	104-8301	18	Nut-HF, NI
7:2	93-4510	2	Bushing-Caster	22	3231-27	12	Screw-CARR
8	108-1926	2	Washer	23	132-1617	1	Outer Spindle Plate ASM
9	100-3102	1	Washer-Flat	23:2	117-4979	1	Decal-Warning
10	3274-5	2	Screw-HSH	24	132-1618	1	Center Spindle Plate ASM
11	108-1924	2	Spacer-Idler	24:2	114-0974	1	Decal-Belt Routing, Deck (RH)
12	3296-45	2	Nut-Hex				
13	108-1921	2	Spring-Torsion	25	132-1615-01	1	Plate-Spindle, Inner
14	32120-84	2	Ring-Snap, External				



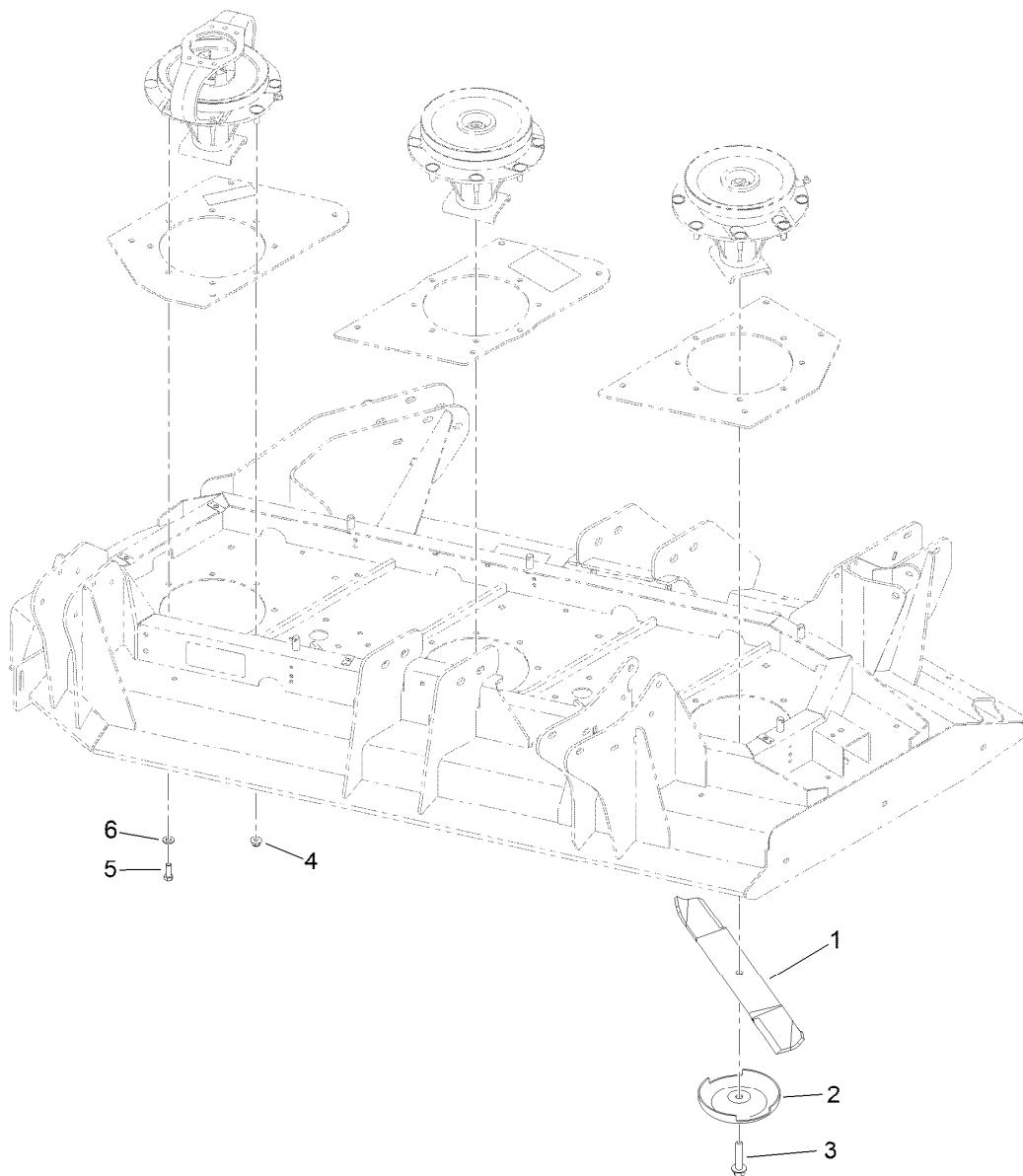
Right Hand Deck Decal Assembly No. 130-9241

<i>Ref.</i>	<i>Part Number</i>	<i>Qty.</i>	<i>Description</i>
2	117-4979	2	Decal-Warning
3	120-6604	1	Decal-Danger
4	93-7818	1	Decal-Torque, Blade Bolt
5	110-3510	4	Nut-Retainer
6	131-6027	1	Decal-HOC



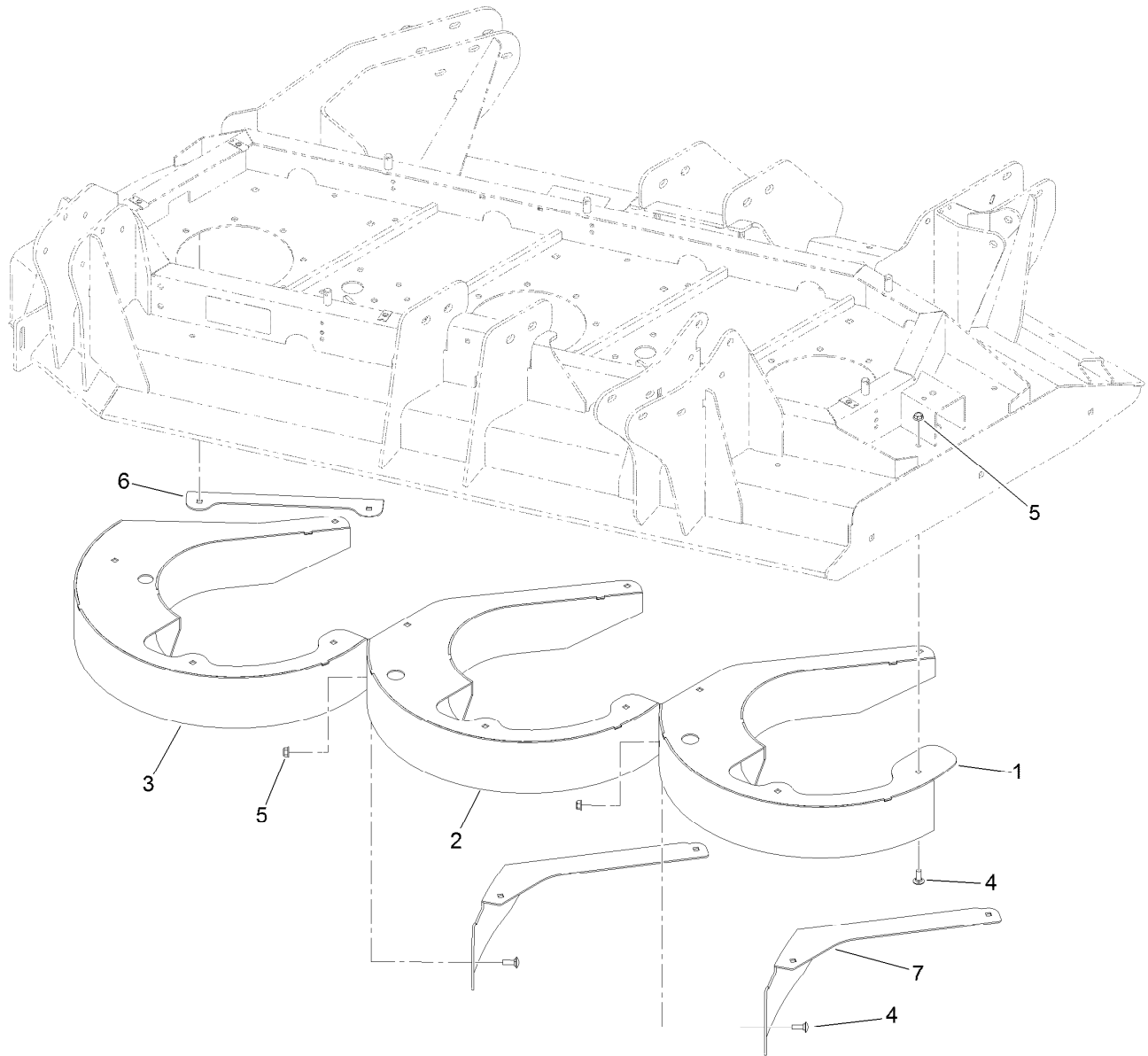
Right Hand Deck Skid and Caster Wheel Assembly

Ref.	Part Number	Qty.	Description	Ref.	Part Number	Qty.	Description
1	112-1479	1	Skid-Bumper, Deck	12:1	92-5581	1	Ring-Rtng, Snap, Int, Flat
2	3231-33	2	Screw-CARR	12:2	92-5583	1	Washer-Cap
3	104-8301	17	Nut-HF, NI	12:3	92-9726	1	Spring-Compression
4	9136144	1	Screw-HWHTF	12:4	92-8861	1	Cap-HOC
5	323-42	12	Screw-HH	13	114-0953	1	HOC Castor Arm ASM
6	93-4240	4	10 Inch Wheel ASM	13:2	302-5	2	Fitting-Grease
7	131-6042	1	Caster Arm ASM	13:3	69-6470	4	Bushing-Caster
7:2	302-5	1	Fitting-Grease	14	69-1510	24	Spacer
7:3	69-6470	2	Bushing-Caster	15	3256-24	12	Washer-Plain
8	69-6860	16	Washer-Thrust	16	131-6047	1	Caster Arm ASM
9	130-7784-01	4	Fork-Caster	16:2	302-5	1	Fitting-Grease
10	327-24	4	Screw-HH	16:3	69-6470	2	Bushing-Caster
11	3296-53	4	Nut-Lock, NI	17	131-6034-01	1	Skid-Deck
12	92-9727	4	HOC Cap ASM	18	3231-27	3	Screw-CARR



Right Hand Deck Spindle and Blade Assembly

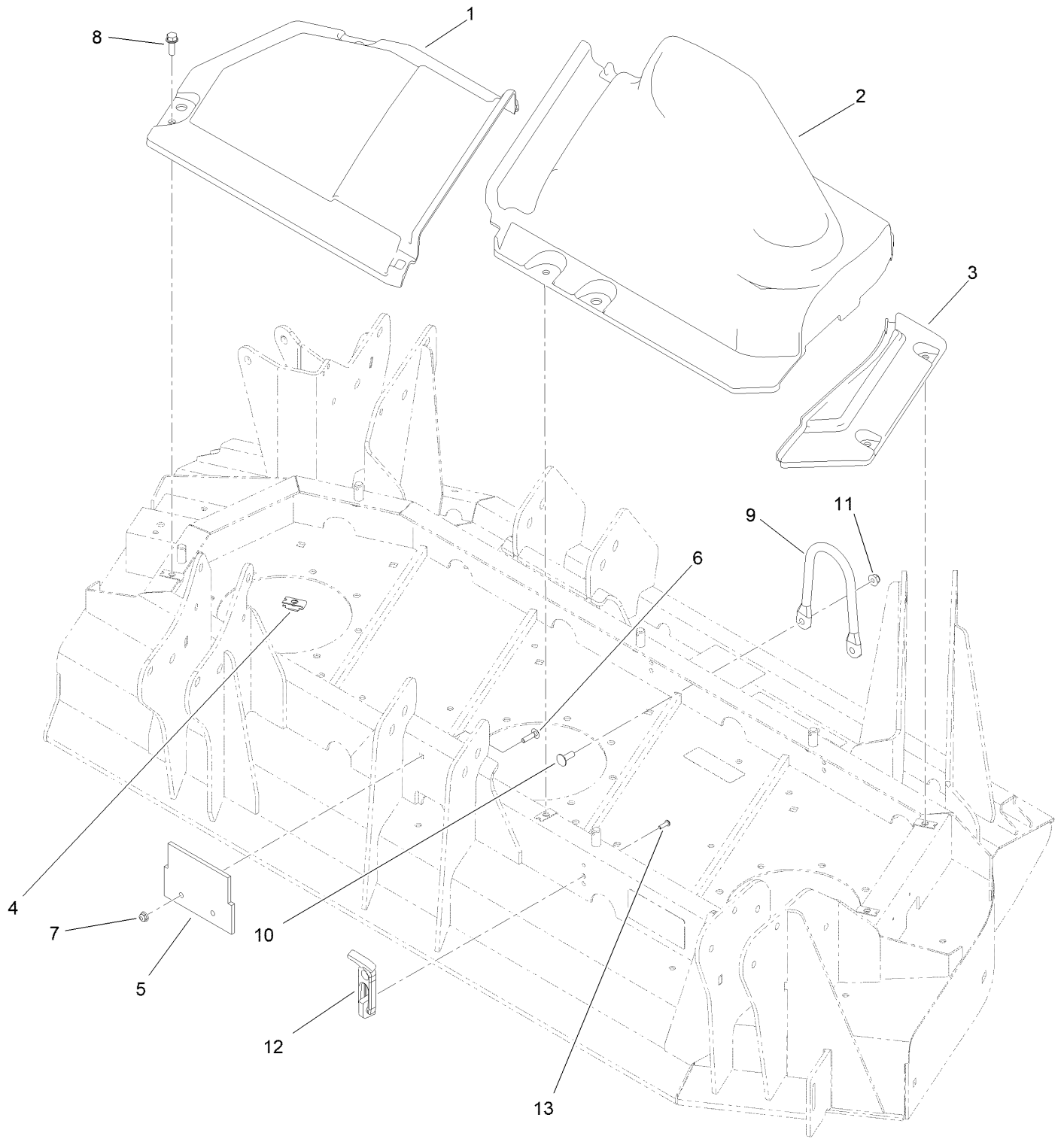
<i>Ref.</i>	<i>Part Number</i>	<i>Qty.</i>	<i>Description</i>
1	130-9151	3	Blade-20 In
2	72-9361	3	Cup-Scalp, Anti
3	92-5816	3	Bolt-Blade
4	104-8301	20	Nut-HF, NI
5	323-6	4	Screw-HH
6	3256-24	4	Washer-Plain



Right Hand Deck Chamber Assembly

<i>Ref.</i>	<i>Part Number</i>	<i>Qty.</i>	<i>Description</i>
1	132-1637-0P	1	Chamber-Right, Inner
2	132-1634-0P	1	Chamber-Right, Center
3	132-1630-0P	1	Chamber-Right, Outer
4	3230-10	20	Bolt-CARR
5	104-8300	20	Nut-HF, NI
6	133-2249-0P	1	Deflector-RH
7	133-2205-0P	2	Deflector

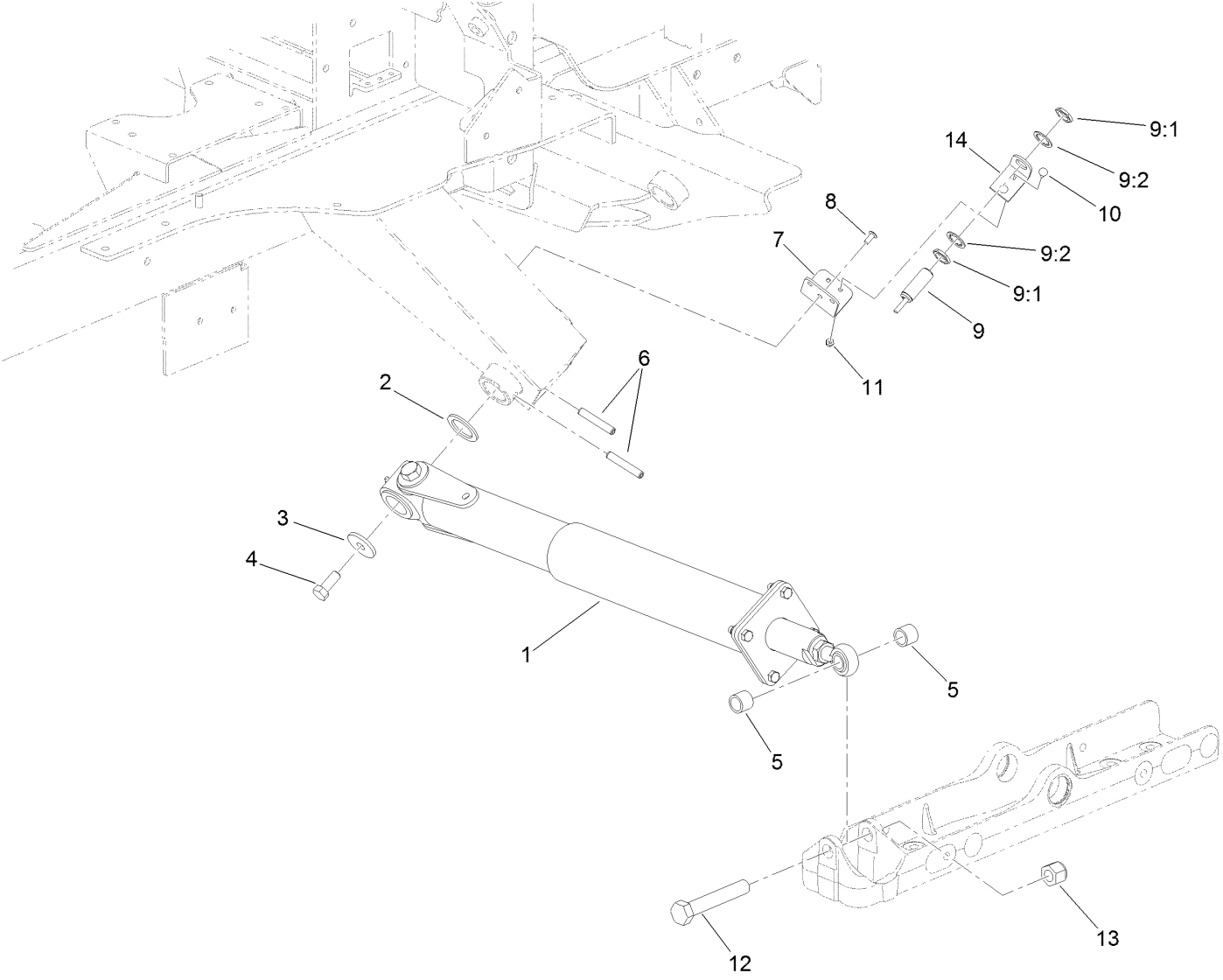
Right Hand Deck Belt Cover Assembly



Right Hand Deck Belt Cover Assembly (continued)

<i>Ref.</i>	<i>Part Number</i>	<i>Qty.</i>	<i>Description</i>	<i>Ref.</i>	<i>Part Number</i>	<i>Qty.</i>	<i>Description</i>
1	114-5635	1	Cover-Deck, RH Wing (Inside)	6	3229-2	2	Screw-CARR
2	114-5636	1	Cover-Deck, RH Wing (Outside)	7	104-7201	2	Nut-HF, NI
3	114-5638	1	Cover-Deck, RH Wing (Fixed)	8	3234-29	4	Screw-HHF
4	110-3510	4	Nut-Retainer	9	115-3362	1	Guide-Hose
5	136-0079	1	Plug-Rubber	10	3230-10	2	Bolt-CARR
				11	104-8300	2	Nut-HF, NI
				12	103-4080	4	Latch-Rubber
				13	3274-39	8	Screw-HSBH

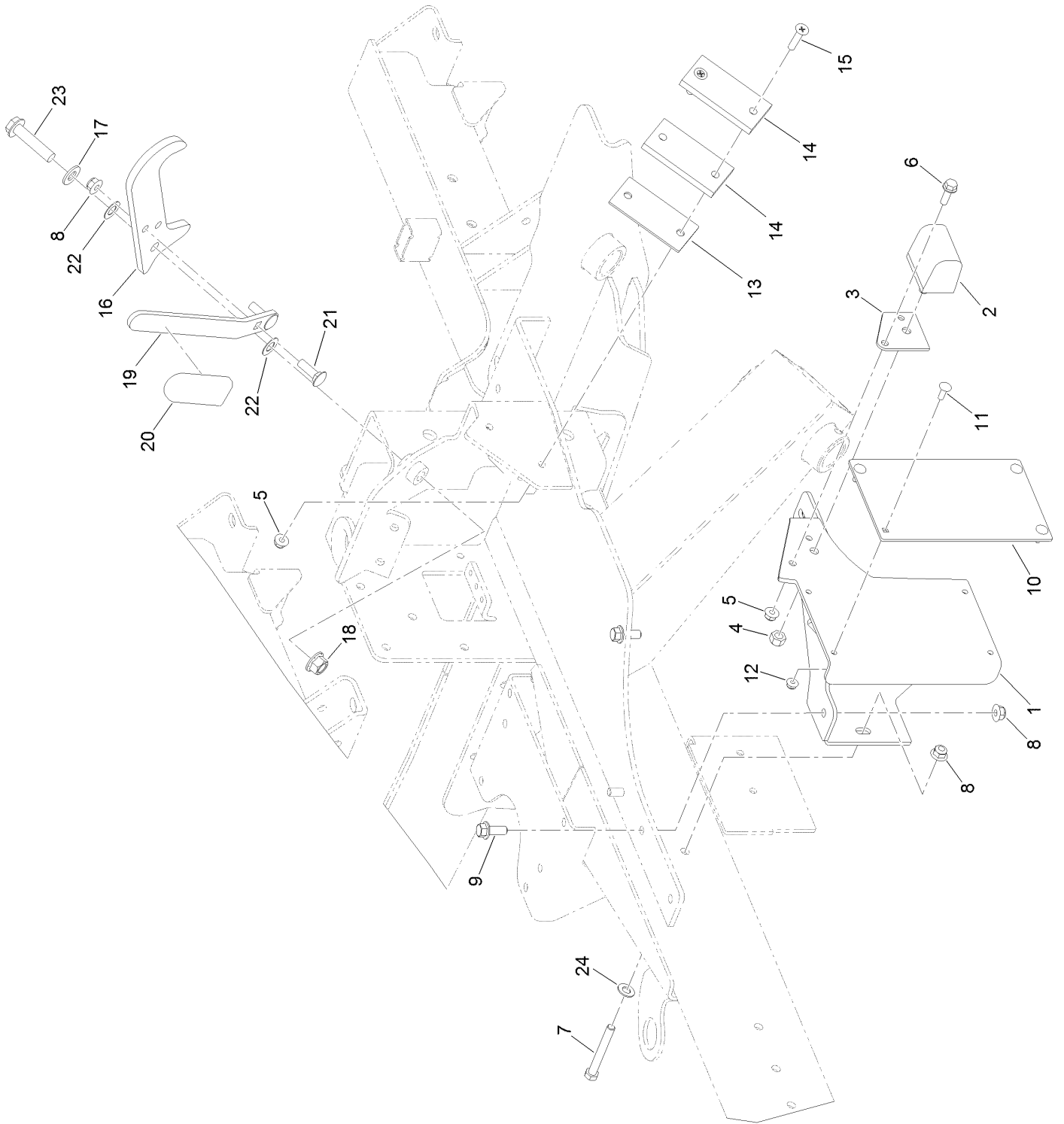
Right Hand Deck Impact Arm and Limit Switch Assembly



Right Hand Deck Impact Arm and Limit Switch Assembly (continued)

<i>Ref.</i>	<i>Part Number</i>	<i>Qty.</i>	<i>Description</i>	<i>Ref.</i>	<i>Part Number</i>	<i>Qty.</i>	<i>Description</i>
1	137-1648	1	Impact Damper ASM	9	115-5300	1	Proximity Switch ASM
2	98-1452	1	Washer-Thrust	9:1	117-3207	2	Nut-Hex
3	106-2008	1	Washer-Thrust	9:2	117-3208	2	Washer-Lock, Internal Tooth
4	325-5	1	Screw-HH	10	3229-34	2	Screw-CARR
5	136-0077	2	Spacer	11	3296-2	2	Nut-Lock, NI
6	117-5479	2	Pin-Spring	12	328-8	1	Screw-HH
7	133-2236	1	Bracket-Support	13	3296-51	1	Nut-Lock, NI
8	3290-412	3	Rivet-Blind	14	133-2235	1	Bracket-Sensor, Side

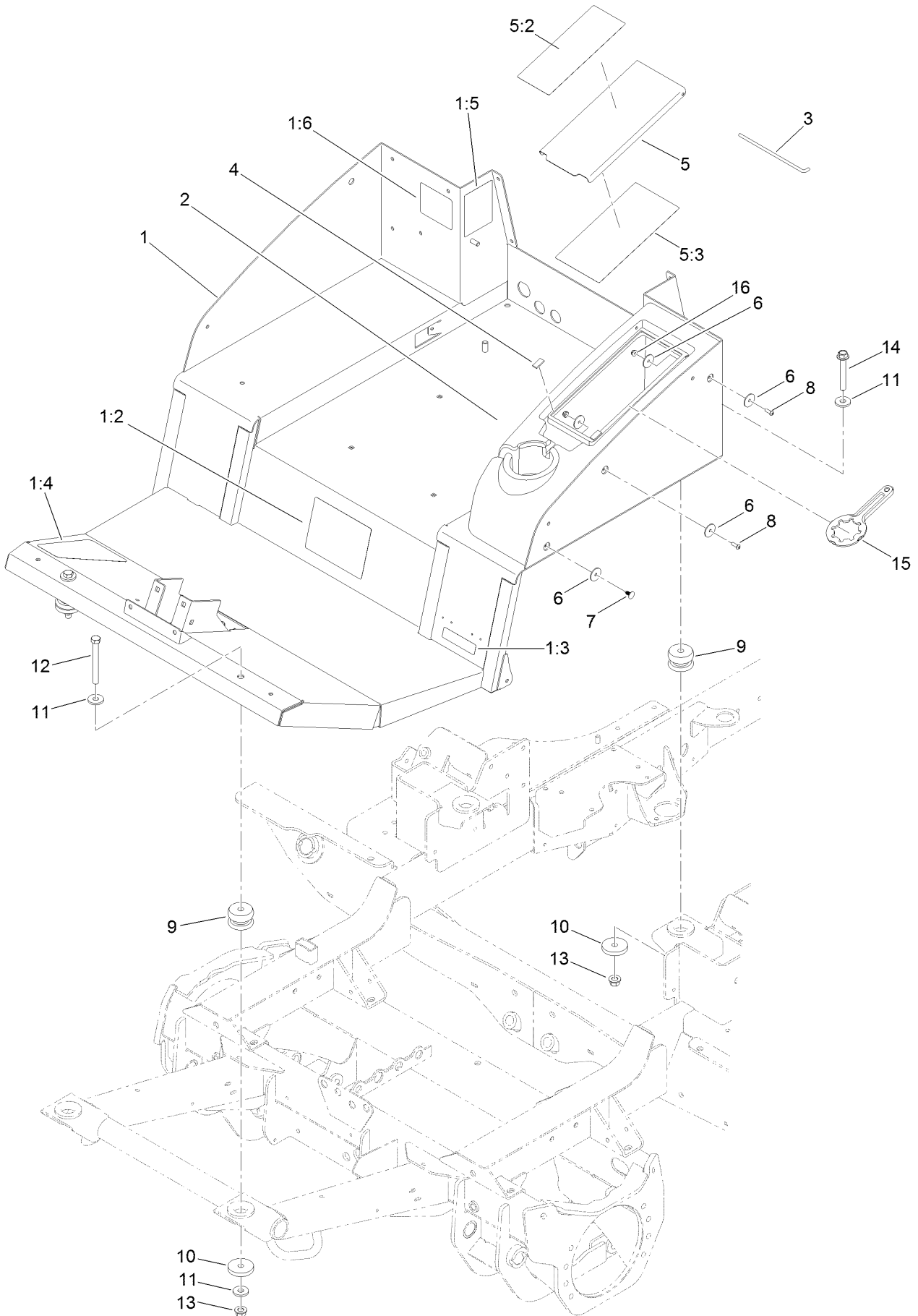
Right Hand Deck Transport Lock Assembly



Right Hand Deck Transport Lock Assembly (continued)

<i>Ref.</i>	<i>Part Number</i>	<i>Qty.</i>	<i>Description</i>	<i>Ref.</i>	<i>Part Number</i>	<i>Qty.</i>	<i>Description</i>
1	119-8270-01	1	Pad-Transport, RH	13	114-5675	1	Shim-Pad
2	87-3470	1	Bumper	14	69-9300	2	Pad-Bumper
3	115-8826	1	Shim-Bumper	15	32108-107	2	Screw-FH
4	33025-00	1	Nut-Lock, NI	16	119-7723-03	1	Latch-Wing
5	104-8300	3	Nut-HF, NI	17	3256-26	1	Washer-Flat
6	3234-17	1	Screw-HHF	18	99-5107	1	Nut-Lock
7	323-14	1	Screw-HH	19	114-5659-03	1	Handle-Latch
8	104-8301	5	Nut-HF, NI	20	119-1846	1	Grip
9	3234-42	2	Screw-HHF	21	3231-25	2	Bolt-CARR
10	117-5476	1	Pad-Roller	22	104-3577	2	Washer
11	1-807512	4	Bolt-CARR	23	3234-46	1	Screw-HHF
12	104-7201	4	Nut-HF, NI	24	52-2861	1	Washer

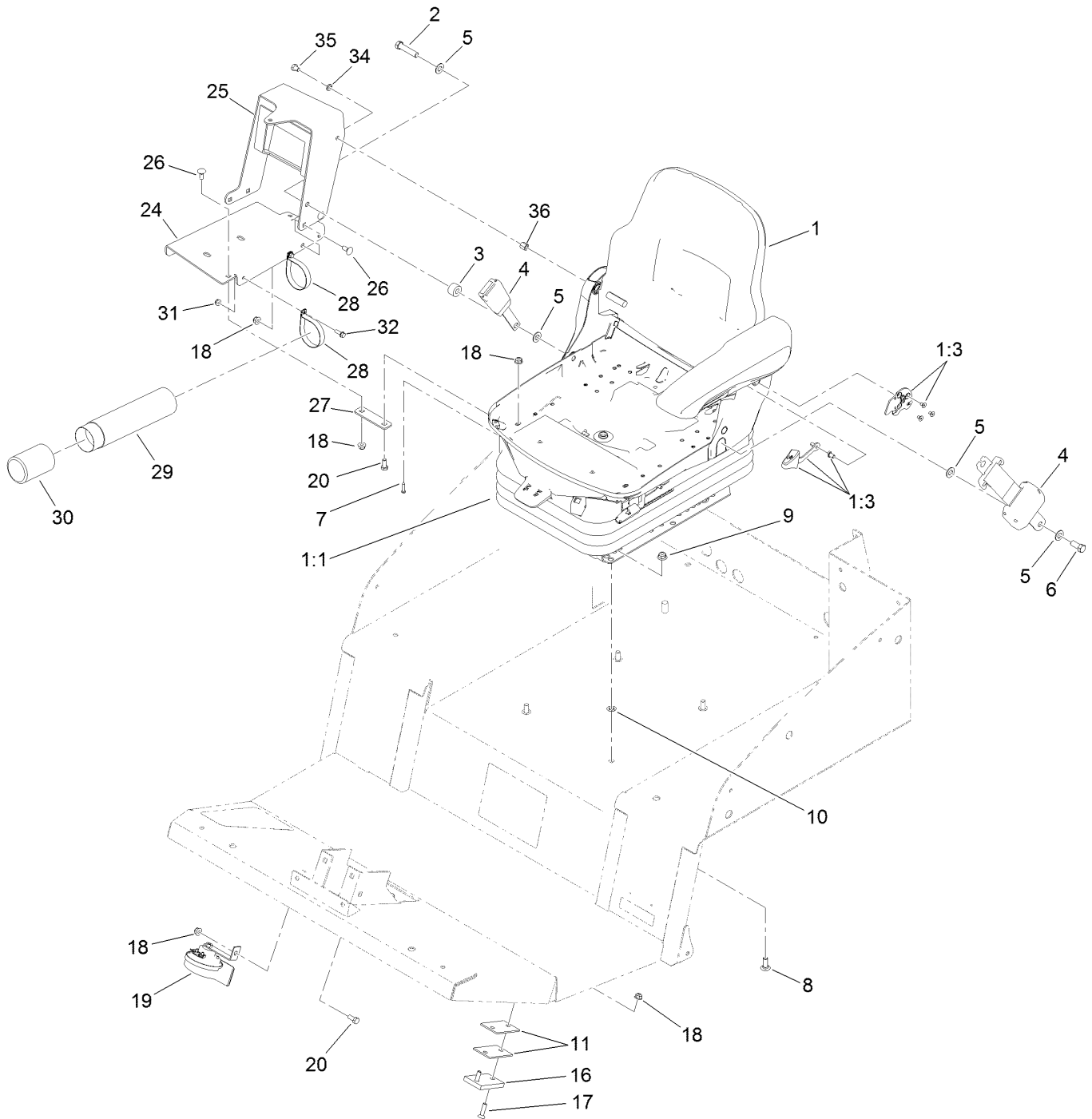
Platform Assembly



Platform Assembly (continued)

<i>Ref.</i>	<i>Part Number</i>	<i>Qty.</i>	<i>Description</i>	<i>Ref.</i>	<i>Part Number</i>	<i>Qty.</i>	<i>Description</i>
1	137-5600	1	Platform ASM	5:3	139-0977	1	Decal-Service
1:2	132-1321	1	Decal-Instructions, Operating	6	3256-55	10	Washer-Flat
1:3	133-8062	1	Decal-Spark Arrestor	7	117-2382	6	Plug-Plastic
1:4	114-0849	1	Decal-Pedal, Traction	8	3274-69	2	Screw-HSBH
1:5	140-5829	1	Decal-Fuse	9	110-5954	4	Mount-Center, Bonded
1:6	132-1406	1	Decal-Release, Parking Brake	10	115-5519	4	Washer-Plain
2	112-7316	1	Cover-Storage, Center	11	92-2651	6	Washer
3	114-5508	1	Rod-Hinge	12	702093	2	Screw-HH
4	115-5417	2	Strip-Foam	13	99-5107	4	Nut-Lock
5	139-0996	1	Lid-Center, Storage	14	126-3900	2	Screw-HHF
5:2	117-2754	1	Decal-Warning	15	138-6367	1	Wrench-Castor Cap/Latch
				16	104-7201	2	Nut-HF, NI

Seat Mount Assembly

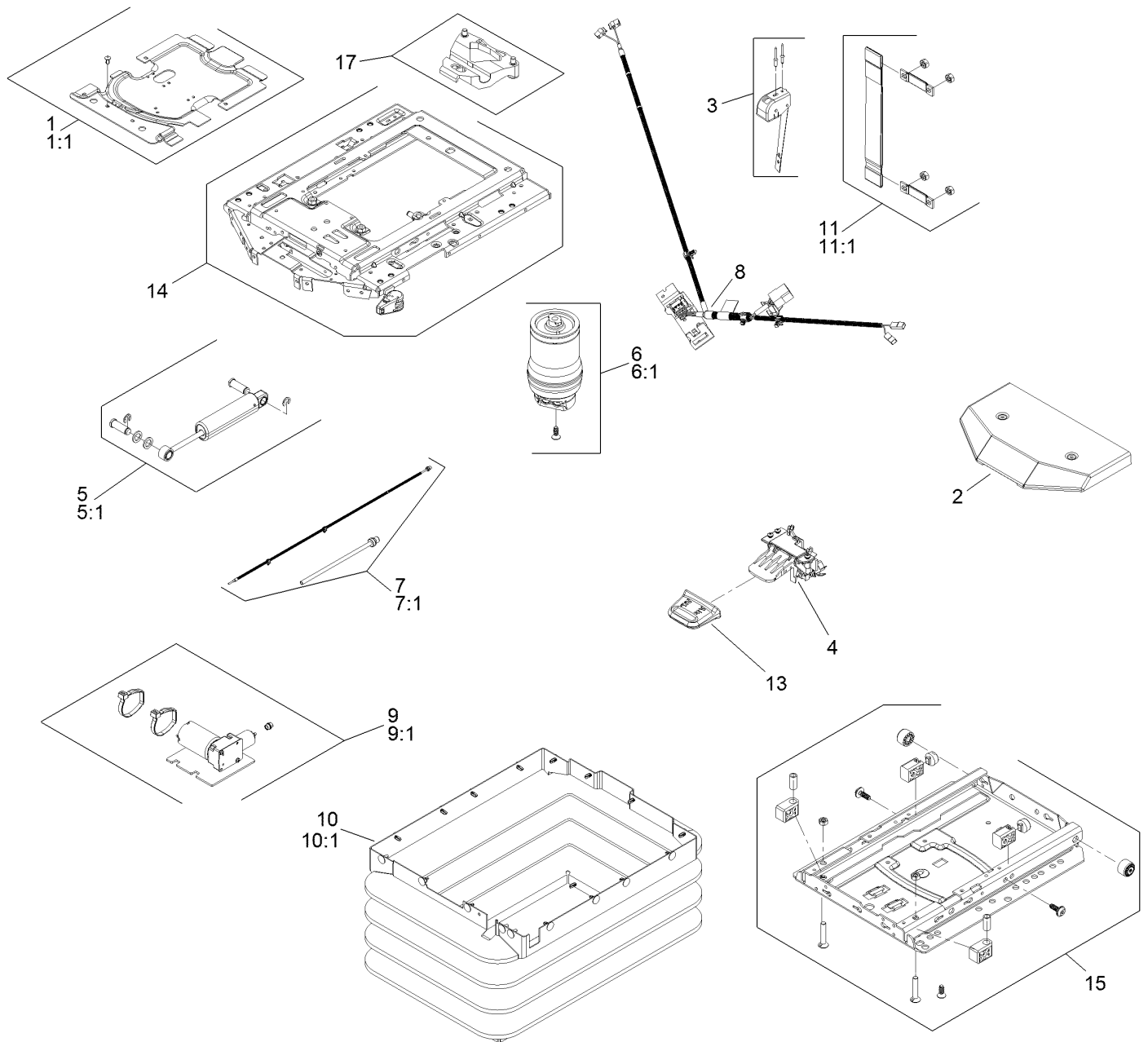


Seat Mount Assembly (continued)

<i>Ref.</i>	<i>Part Number</i>	<i>Qty.</i>	<i>Description</i>	<i>Ref.</i>	<i>Part Number</i>	<i>Qty.</i>	<i>Description</i>
1		1	Seat And Suspension ASM	18	104-8300	11	Nut-HF, NI
			●	19	116749	1	Horn
1:1	130-2702	1	Air Ride Seat Suspension	20	322-3	2	Screw-HH
1:3	132-1304	1	Backrest Adjustment Kit	24	131-2355-03	1	Support-Arm
2	3212-8	1	Screw-HH	25	131-2352-03	1	Channel-Support
3	17-7190	1	Spacer-Finger	26	3230-1	5	Bolt-CARR
4	110-0413	1	Seatbelt-Retractable	27	131-2351	1	Strap-Support
5	3256-25	4	Washer-Flat	28	107-1865	2	R-Clamp
6	3212-4	1	Screw-HH	29	104-7050	1	Tube-Manual
7	119-7742	1	Screw-Cushion	30	104-7048	1	Cap-Housing
8	3231-22	4	Screw-CARR	31	104-7201	2	Nut-HF, NI
9	104-8301	6	Nut-HF, NI	32	32105-15	2	Screw-HWH
10	107-3154	4	Nut-Push	34	3253-4	1	Washer-Lock
11	114-5553	4	Shim-Pad	35	33114-010	1	Screw-HH
16	69-9290	2	Pad-Bumper	36	112-7405	1	Nut-Hex, Coupling
17	32108-103	4	Screw-FH				

● Not serviced separately

Air Ride Seat Suspension Assembly No. 130-2702

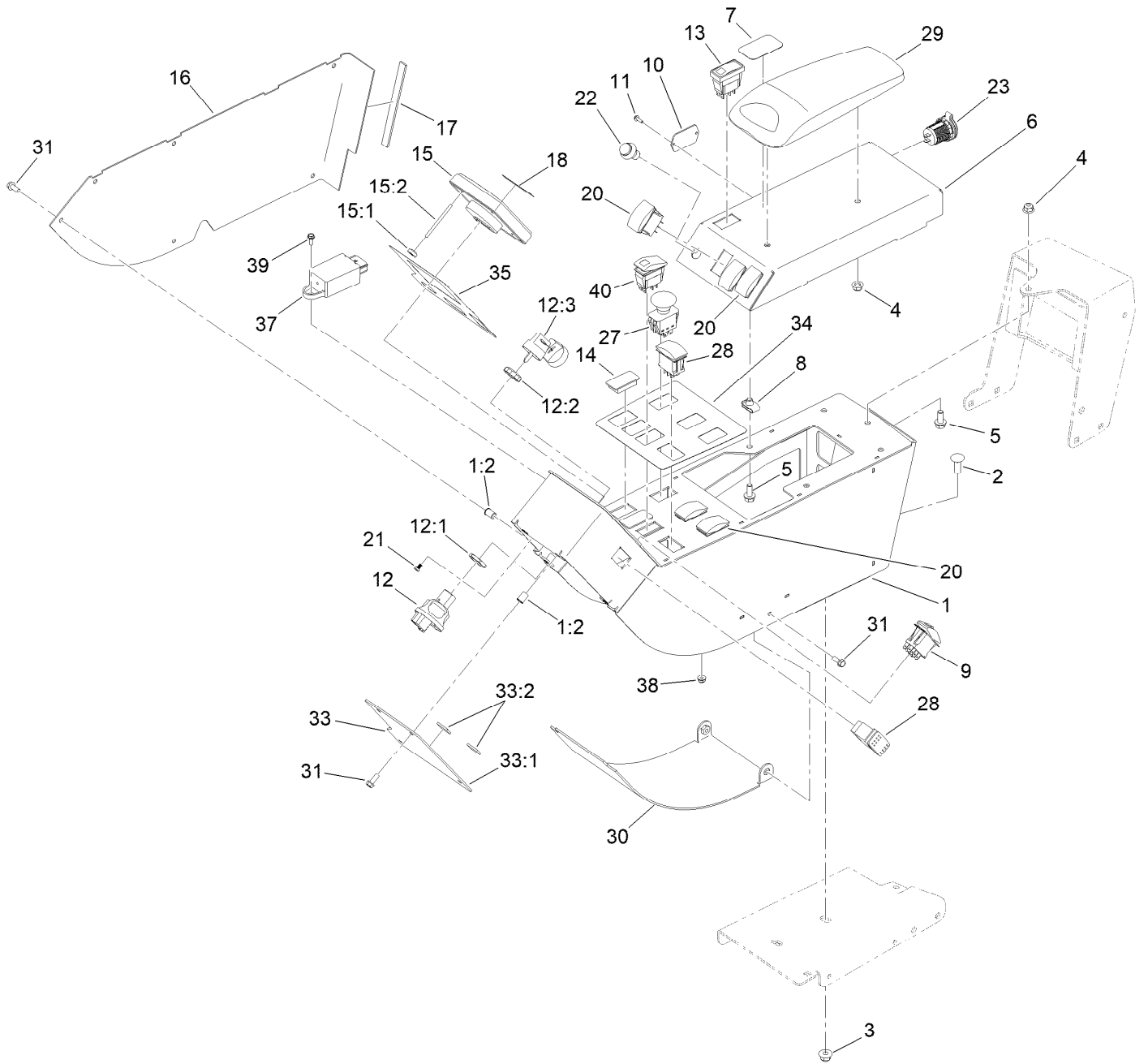


Air Ride Seat Suspension Assembly No. 130-2702 (continued)

<i>Ref.</i>	<i>Part Number</i>	<i>Qty.</i>	<i>Description</i>	<i>Ref.</i>	<i>Part Number</i>	<i>Qty.</i>	<i>Description</i>
1	130-2709	1	Cover ASM	9	130-2719	1	Compressor
1:1	130-2710	1	Cover Kit	9:1	130-2720	1	Compressor Kit
2	108-8027	1	Cover	10	130-2721	1	Bellows ASM
3	130-2711	1	Control-Level	10:1	130-2722	1	Bellows Kit
4	108-8029	1	Valve-Control, Air	11	130-2723	1	Tether
5	130-2712	1	Shock Absorber ASM	11:1	130-2724	1	Tether Kit
5:1	130-2713	1	Shock Absorber Kit	12	130-2725	1	Wear Parts Kit ●
6	130-2714	1	Air Spring ASM	13	130-2726	1	Handle
6:1	130-2715	1	Air Spring Kit	14	130-2727	1	Upper Suspension Kit
7	130-2716	1	Air Tube ASM	15	130-2728	1	Lower Suspension Kit
7:1	130-2717	1	Air Tube Kit	16	130-2729	1	Adjuster Mounting Kit ●
8	130-2718	1	Harness-Wire	17	130-2730	1	Limiters-Thrust

● Not illustrated

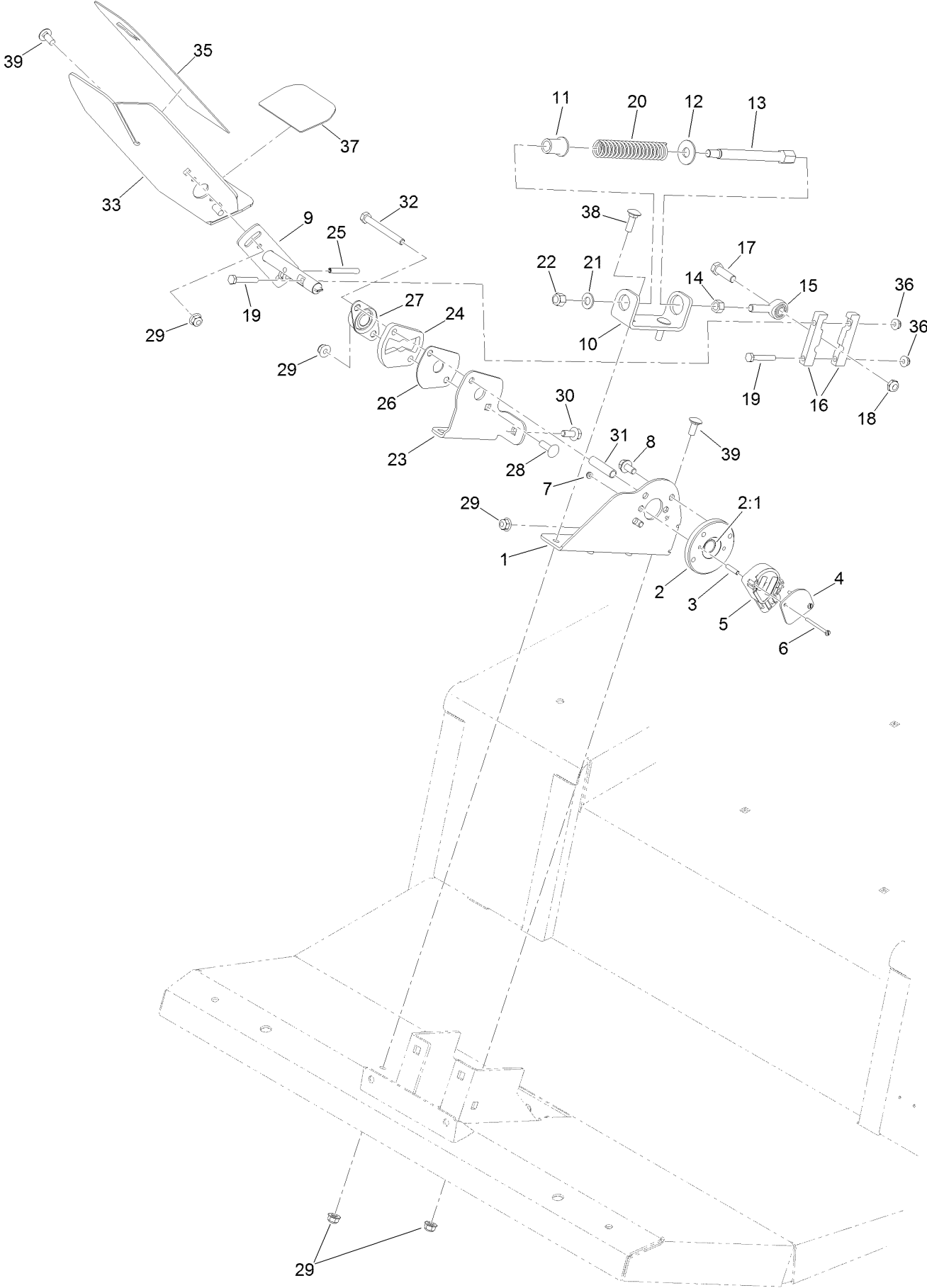
Control Console Assembly



Control Console Assembly (continued)

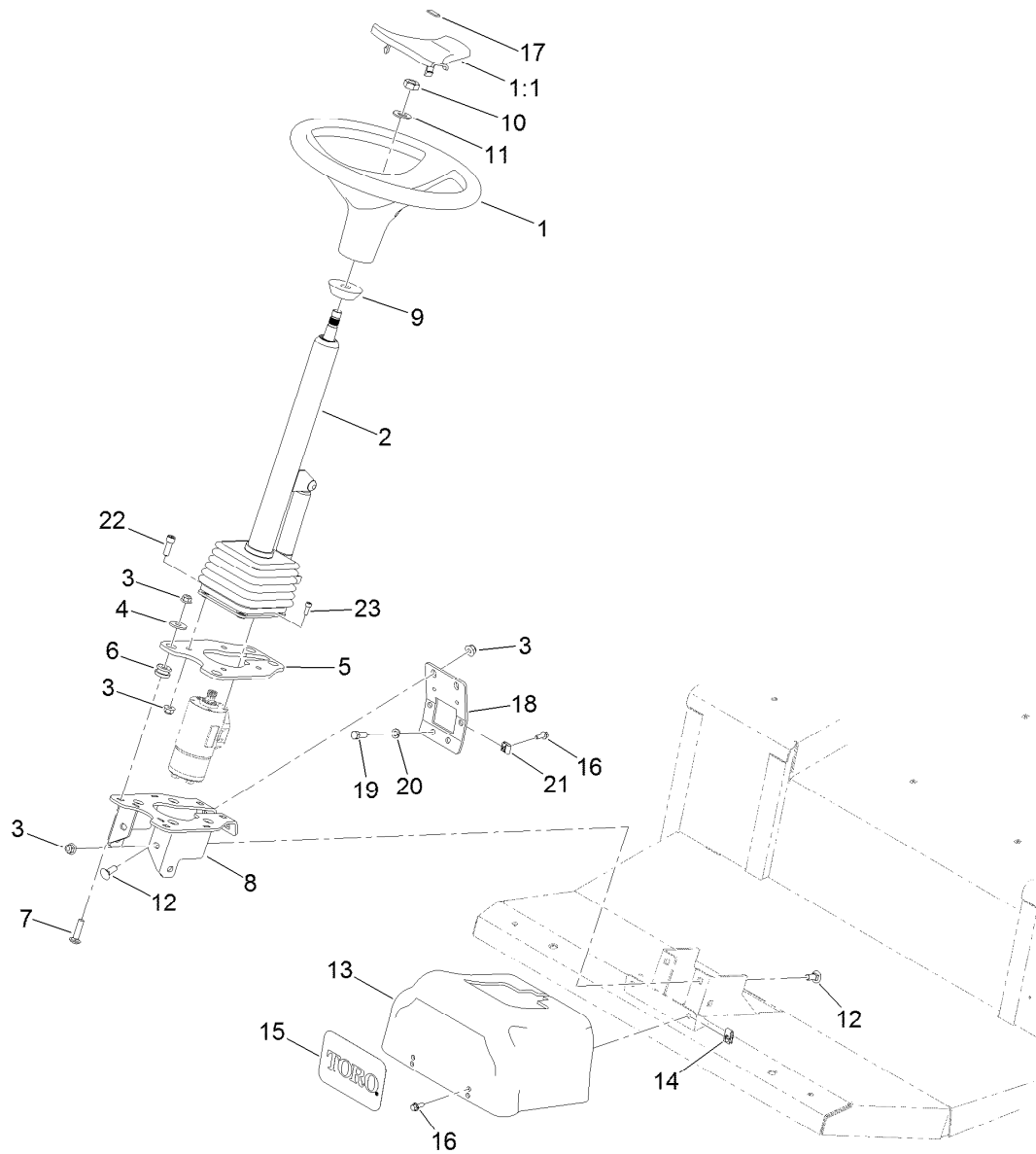
<i>Ref.</i>	<i>Part Number</i>	<i>Qty.</i>	<i>Description</i>	<i>Ref.</i>	<i>Part Number</i>	<i>Qty.</i>	<i>Description</i>
1	136-0071	1	Console Arm ASM	16	136-0069-03	1	Cover-Right
1:2	32148-6	10	Nut-Clinch	17	131-2222	1	Strip-Foam
2	3231-22	2	Screw-CARR	18	114-5554	1	Decal-Center, Info
3	104-8301	2	Nut-HF, NI	20	100-1535	5	Switch-Rocker, (On)-Off-(On)
4	104-8300	3	Nut-HF, NI	21	132-7668	4	Screw-PPH
5	3234-5	5	Screw-HHF	22	125-7996	1	Switch-Pb, Momentary
6	136-1072-03	1	Panel-Control Arm	23	131-8388	1	Socket-USB
7	136-1003	1	Decal-Console, Cruise	27	93-9999	1	Switch-PTO
8	94-2413	4	Nut-U	28	107-8034	2	Switch-Rocker, On-Off-On
9	111-2254	1	Switch-Rocker, On-None-On	29	131-9637	1	Armrest-Quick Find
10	121-1630	1	Plate-Cover	30	131-2340-03	1	Cover-Gate
11	32144-18	2	Screw-HWH	31	32144-85	12	Screw-HWH Thd Form
12	121-5159	1	Switch-Ignition	33	131-2338	1	Top Front Cover ASM
12:1	121-5160	1	Nut-Hex	33:1	131-2339-03	1	Cover-Front, Top
12:2	122-2704	1	Nut-Face, M22 (Plastic)	33:2	115-5417	2	Strip-Foam
12:3	121-5162	1	Set-Key, Ignition	34	136-1004	1	Decal-Console, Main
13	104-9007	1	Switch-Rocker	35	144-7166	1	Decal-Console, Display
14	99-7420	3	Plug-Hole	37	139-2080	1	Flasher-Dual Rate
15	125-5320	1	Infocenter Kantrak 2700	38	120-4578	1	Nut-HF
15:1	115-8884	4	Nut-Thumb	39	32105-23	1	Screw
15:2	115-8885	4	Stud	40	119-7769	1	Switch-Rocker, On/None/On

Traction Pedal Assembly



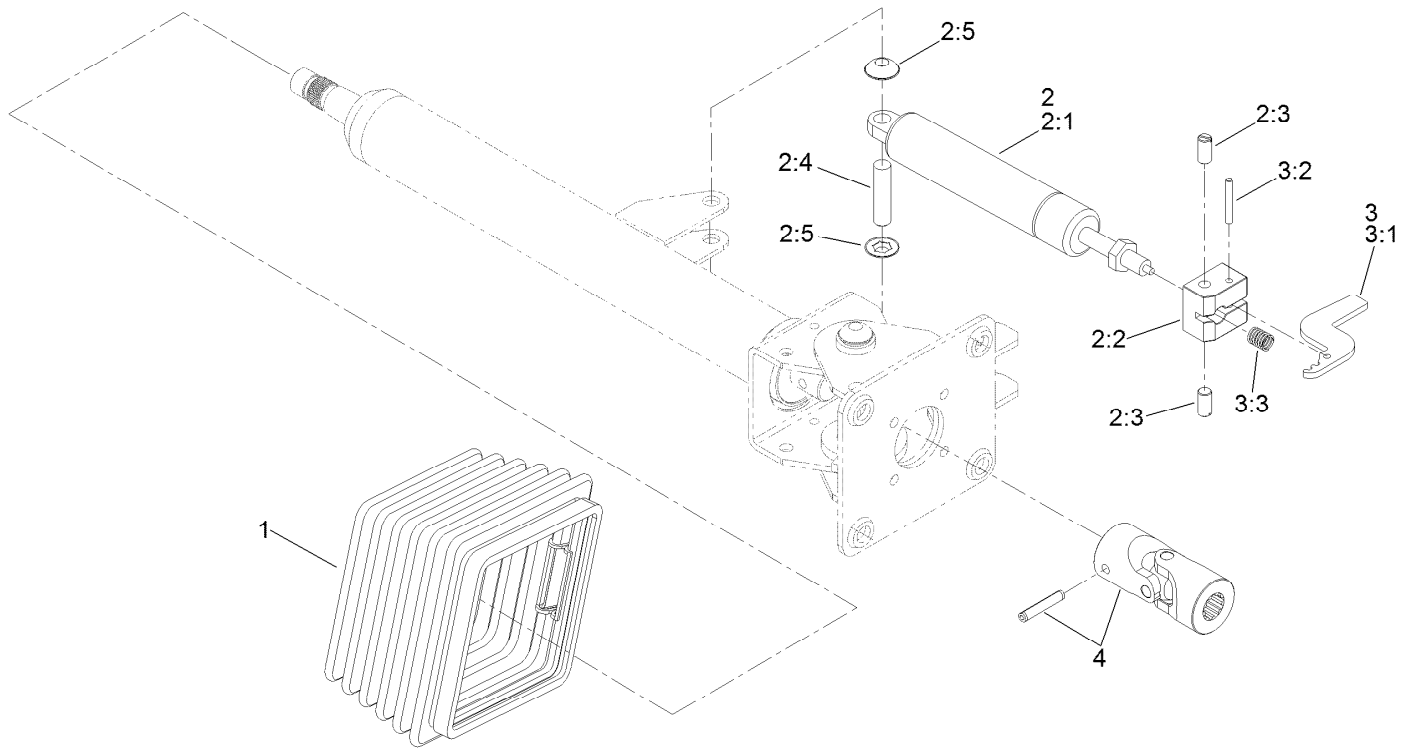
Traction Pedal Assembly (continued)

<i>Ref.</i>	<i>Part Number</i>	<i>Qty.</i>	<i>Description</i>	<i>Ref.</i>	<i>Part Number</i>	<i>Qty.</i>	<i>Description</i>
1	136-4384-0P	1	Bracket-Sender	20	84-9100	1	Spring
2	140-6215	1	Bushing Hub ASM	21	3256-24	1	Washer-Plain
2:1	95-7497	1	Bushing-Wheel	22	3296-6	1	Nut-Lock
3	114-5608	2	Spacer-Standoff	23	131-2250-0P	1	Bracket-Pedal, Outer
4	114-5595	1	Plate-Capture	24	117-5454	1	Plate-Butterfly
5	114-5609	1	Sensor-Position	25	32121-78	1	Pin-Roll
6	32105-25	2	Screw-SHH	26	117-5455	1	Plate-Cover
7	3296-9	2	Nut-Hex	27	256-236	1	Bearing-Mount, Flange
8	114-7728	2	Screw-HHF, Patch	28	3230-22	1	Screw-CARR
9	131-2245	1	Shaft-Pedal, Traction	29	104-8300	7	Nut-HF, NI
10	131-2252-0P	1	Bracket-Spring	30	3234-47	1	Screw-HHF
11	92-7610	1	Retainer-Spring	31	93-7960	1	Spacer
12	3256-5	1	Washer-Flat	32	322-14	1	Screw-HH
13	117-5446	1	Shaft-Spring	33	136-4368-01	1	Pedal-Traction
14	3219-3	1	Nut-Hex	35	93-5347	1	Abrasive-Pedal
15	2411-36	1	Bearing-End, Rod	36	104-7201	2	Nut-HF, NI
16	117-5459	2	Block-Clamp	37	93-5368	1	Abrasive-Pedal
17	323-7	1	Screw-HH	38	3230-2	2	Bolt-CARR
18	3296-59	1	Nut-Lock, NI	39	3230-23	5	Bolt-CARR
19	321-37	2	Screw-HH				



Steering Column Assembly

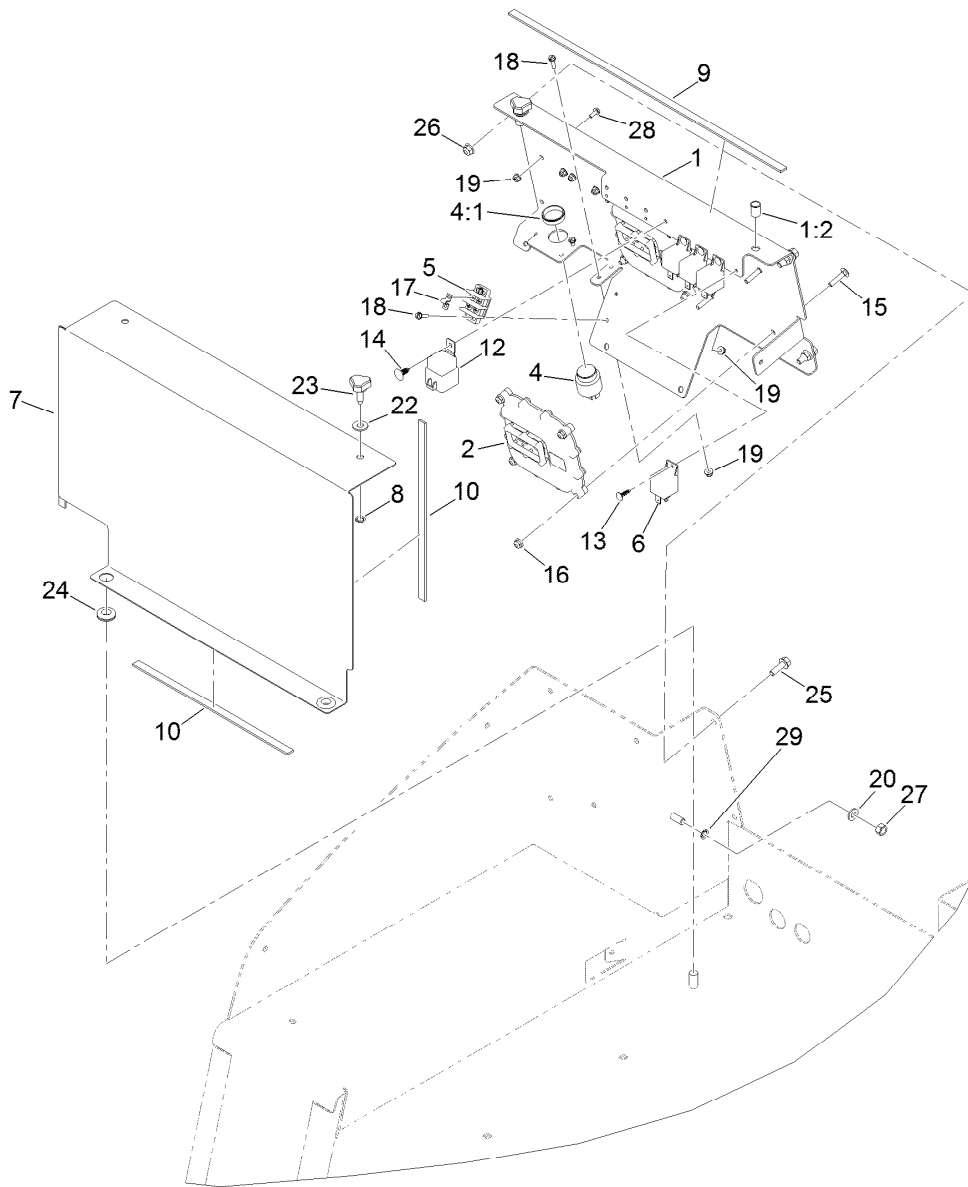
Ref.	Part Number	Qty.	Description	Ref.	Part Number	Qty.	Description
1	98-1471	1	Wheel-Steering	12	3231-2	6	Bolt-CARR
1:1	98-1468	1	Cover-Wheel, Steering	13	137-5607	1	Cover-Steering
2	132-6230	1	Steering Tilt Column ASM	14	107069	2	Clip
3	104-8301	14	Nut-HF, NI	15	105-1217	1	Decal
4	63-8410	4	Washer	16	3234-4	4	Screw-HHF
5	137-5588-0P	1	Plate-Mount, Column	17	98-1459	1	Decal
6	63-9750	4	Mount	18	137-5606-0P	1	Support-Column
7	3231-26	4	Screw-CARR	19	323-6	2	Screw-HH
8	137-5590-0P	1	Mount	20	3253-21	2	Washer-Lock
9	93-5429	1	Collar-Foam	21	609900	2	Nut-Speed
10	3296-33	1	Nut-Lock, NI	22	3274-7	4	Screw-HSH
11	3256-27	1	Washer-Flat	23	105-2409	4	Screw-HSH



Steering Column Assembly No. 132-6230

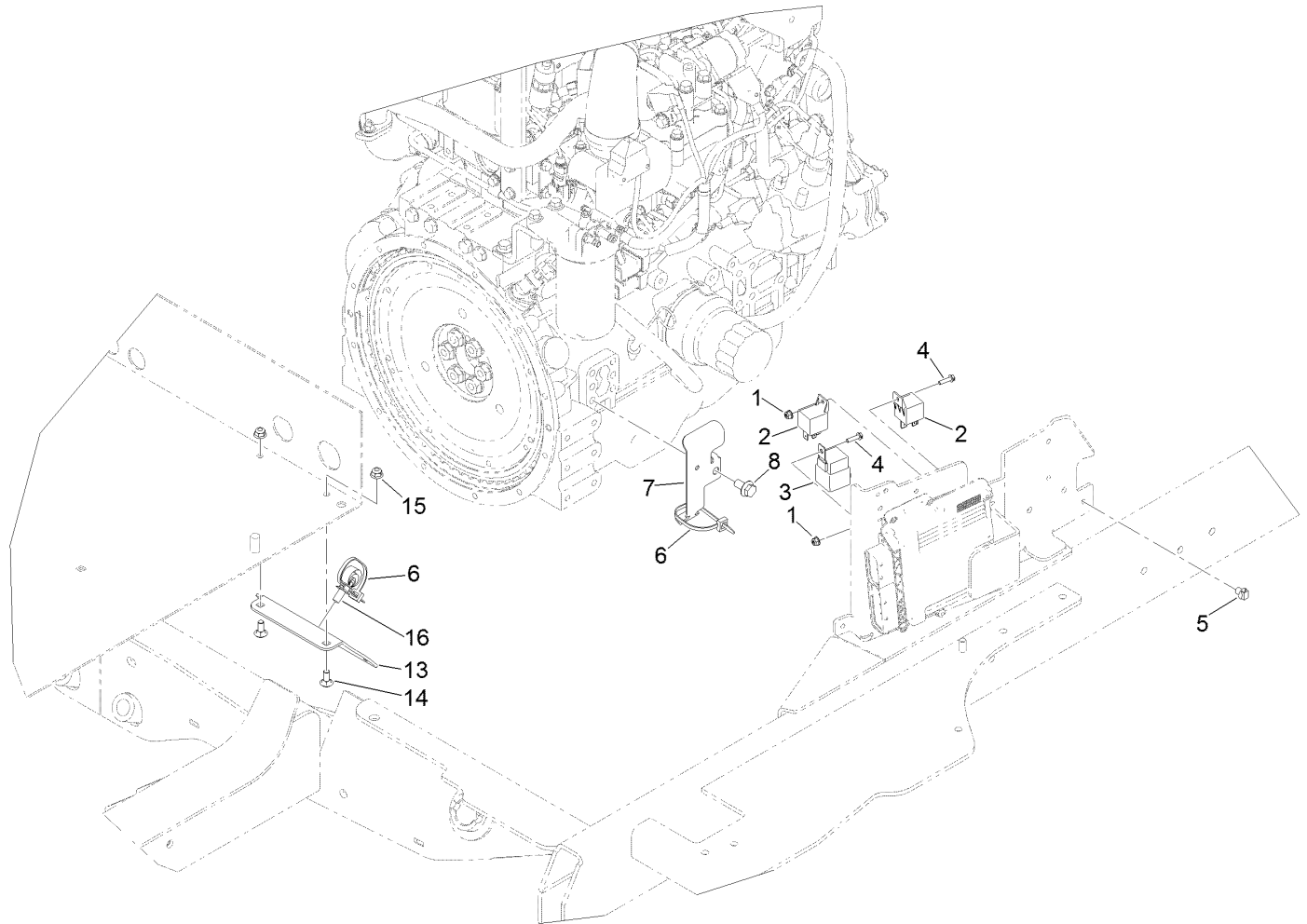
Ref.	Part Number	Qty.	Description
1	110-6462	1	Bellows-Rubber
2	110-6463	1	Cylinder Service Kit
2:1		1	Cylinder-Gas ●
2:2		1	Block-Pedal ●
2:3		2	Bolt ●
2:4		1	Pin ●
2:5		2	Washer-Lock ●
3	136-4385	1	Pedal Service Kit
3:1		1	Pedal ●
3:2		1	Pin ●
3:3		1	Spring ●
4	120-6256	1	Universal Joint Kit

● Not serviced separately



Front Electrical Component Assembly

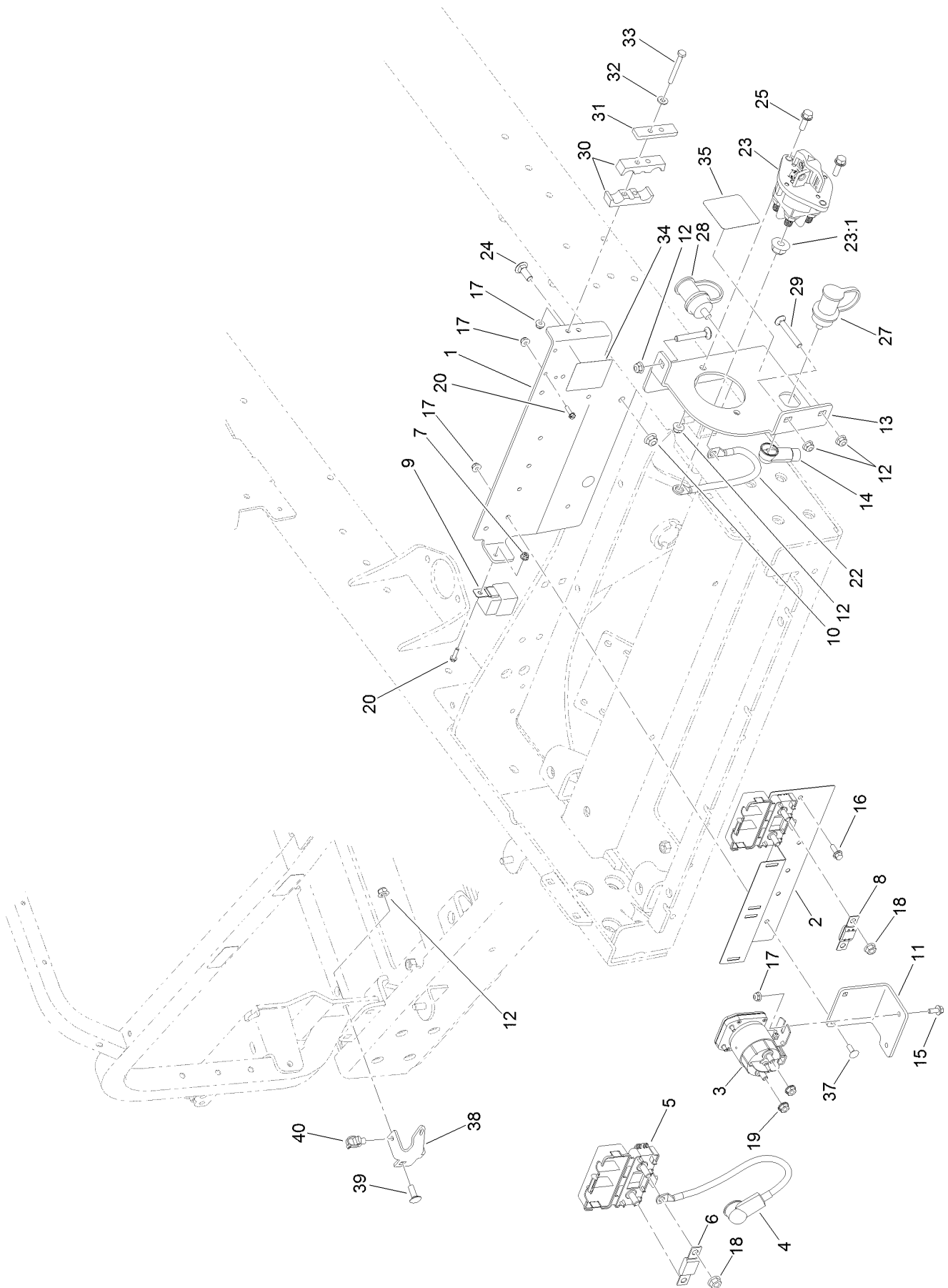
<i>Ref.</i>	<i>Part Number</i>	<i>Qty.</i>	<i>Description</i>	<i>Ref.</i>	<i>Part Number</i>	<i>Qty.</i>	<i>Description</i>
1	132-1332	1	Electrical Plate ASM	15	3229-3	8	Screw-CARR
1:2	32148-9	2	Nut-Clinch	16	104-7201	8	Nut-HF, NI
2	114-3321	2	Controller-Tec	17	42863	1	Strip-Jumper
4	80-9330	1	Audio Alarm ASM	18	32105-13	6	Screw-HWH
4:1	104-5107	1	Nut-Plastic, Knurled	19	120-4578	10	Nut-HF
5	42862	1	Block-Terminal, Ground	20	3256-38	1	Washer-Flat
6	99-7435	4	Relay	22	3256-3	2	Washer-Flat
7	130-9034-01	1	Plate-Cover, Electrical	23	95-9648	2	Knob
8	32151-72	2	Ring-Retaining	24	99-3481	2	Grommet
9	131-2221	1	Strip-Foam	25	3234-29	4	Screw-HHF
10	130-9174	3	Foam-Cooler, Short	26	104-8300	4	Nut-HF, NI
12	99-7430	1	Relay-Mini	27	32146-2	1	Nut-Hex
13	125-8067	4	Plug-Plastic	28	3290-321	4	Screw-HWH
14	104-0395	1	Plug-Plastic	29	3254-6	1	Washer-Lock, Internal



Mid Electrical Component Assembly

<i>Ref.</i>	<i>Part Number</i>	<i>Qty.</i>	<i>Description</i>
1	120-4578	2	Nut-HF
2	99-7435	2	Relay
3	99-7430	1	Relay-Mini
4	32105-13	2	Screw-HWH
5	32180-030	1	Clip-Tie
6	3290-378	2	Tie-Cable
7	132-9627	1	Bracket-Harness
8	33105-020	1	Screw-HHF
13	136-0074-01	1	Bracket-Bulkhead, Electrical
14	3230-1	2	Bolt-CARR
15	104-8300	2	Nut-HF, NI
16	32180-031	1	Clip-Tree (W/Tie)

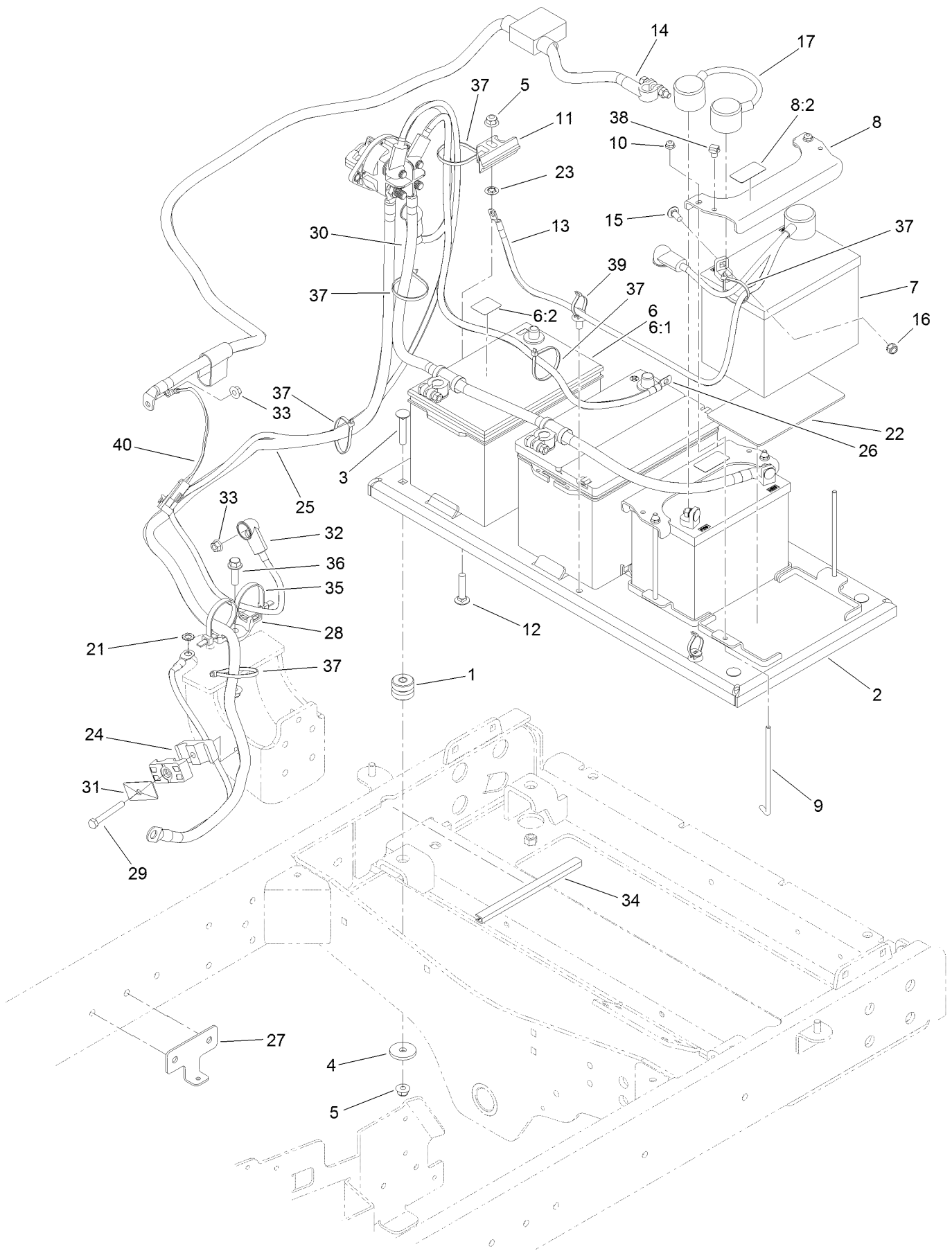
Rear Electrical Component Assembly



Rear Electrical Component Assembly (continued)

<i>Ref.</i>	<i>Part Number</i>	<i>Qty.</i>	<i>Description</i>	<i>Ref.</i>	<i>Part Number</i>	<i>Qty.</i>	<i>Description</i>
1	122-0518-0P	1	Bracket-Electrical	20	32105-13	1	Screw-HWH
2	122-0624-0P	1	Bracket-Fuse	22	122-0701	1	Ground Jumper
3	139-0997	1	Contactora-12V	23	122-0603	1	Switch-Disconnect
4	122-1546	1	Cable-Battery, Positive	23:1	33006-00	1	Nut-HF
5	114-3318	2	Holder-Fuse, Mega	24	3231-2	2	Bolt-CARR
6	AU126232	1	Fuse-100A	25	3234-29	2	Screw-HHF
7	120-4578	1	Nut-HF	27	132-1364	1	Stud-Jumper, Positive
8	122-0628	1	Fuse-Mega	28	132-1365	1	Stud-Jumper, Negative
9	99-7430	1	Relay-Mini	29	3230-7	3	Bolt-CARR
10	104-8301	2	Nut-HF, NI	30	99-3641	2	Clamp-Tube
11	139-0995-0P	1	Mount-Contactora	31	114-0989	1	Plate-Cover
12	104-8300	7	Nut-HF, NI	32	3256-22	2	Washer-Flat
13	139-1016-0P	1	Mount-Disconnect	33	321-18	2	Screw-HH
14	32180-009	1	Insulator-Lug, Red	34	139-1031	1	Decal-Fuse
15	99-6810	2	Screw-HHF	35	132-1313	1	Decal-Disconnect
16	3234-4	2	Screw-HHF	37	3229-1	2	Screw-CARR
17	104-7201	8	Nut-HF, NI	38	139-1025	1	Retainer-Harness
18	127-2371	4	Nut-HF	39	3230-10	1	Bolt-CARR
19	107-0380	2	Nut-HF	40	32180-030	1	Clip-Tie

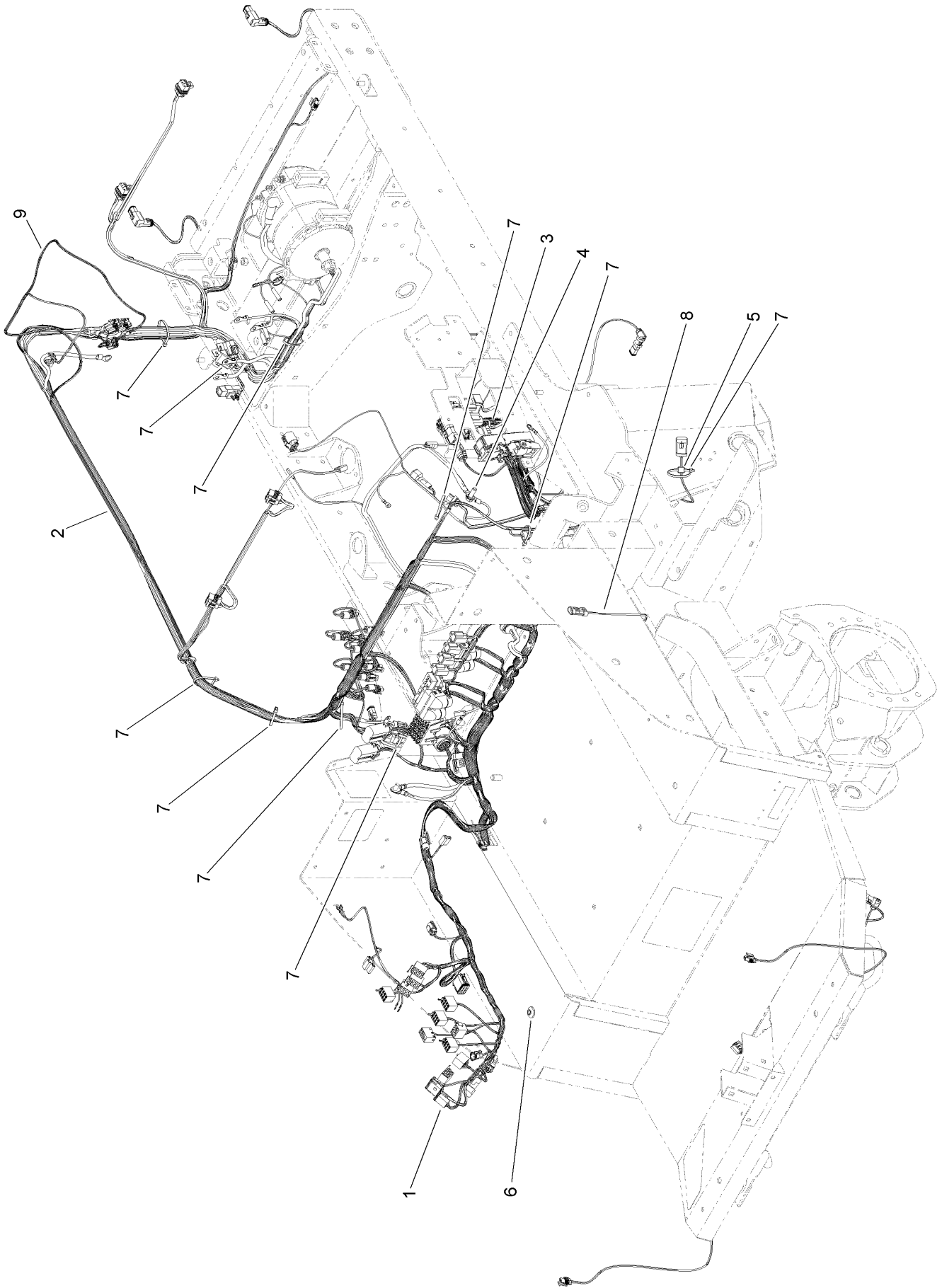
Battery Cable Routing Assembly



Battery Cable Routing Assembly (continued)

<i>Ref.</i>	<i>Part Number</i>	<i>Qty.</i>	<i>Description</i>	<i>Ref.</i>	<i>Part Number</i>	<i>Qty.</i>	<i>Description</i>
1	130-9077	4	Mount-ISO	21	3255-9	1	Washer-Lock
2	130-9084-0P	1	Tray-Battery	22	62-4300	2	Pad-Skid, Anti
3	3231-6	4	Screw-CARR	23	107-3154	2	Nut-Push
4	114-2120	4	Washer	24	94-8105	2	Clamp-Tube
5	104-8301	7	Nut-HF, NI	25	122-0404	1	Cable-Battery, Negative
6	139-1005	1	Battery Kit	26	122-0329	1	Cable-Battery
6:1	127-7507	1	Battery	27	122-0604	1	Bracket-Battery Cable
6:2	139-1006	1	Decal	28	32180-187	1	Clip-Double Tie Mount
7	104-8162	1	Battery	29	322-12	1	Screw-HH
8	132-1388	2	Bracket-Battery	30	122-0617	1	Cable-Battery, Negative
8:2	132-1318	1	Decal-24 Volt	31	69-9761	1	Plate-Cover
9	104-8567	4	Holdown-Battery	32	122-0331	1	Cable-Battery
10	104-7201	4	Nut-HF, NI	33	33004-00	2	Nut-HF
11	138-6335	2	Retainer-Battery	34	133-8571	1	Trim-Seal
12	3231-5	2	Screw-CARR	35	3334-945	2	Tie-Cable
13	122-0401	1	Cable-Battery, Positive	36	119-4061	1	Screw-HHF
14	122-1146	1	Cable-Battery, Positive ASM	37	3290-378	6	Tie-Cable
15	3230-23	4	Bolt-CARR	38	32180-030	1	Clip-Tie
16	32149-1	4	Nut-Keps	39	32180-031	2	Clip-Tree (W/Tie)
17	122-0402	1	Cable-Battery, Jumper (24V)	40	108-9470	1	Harness-Wire, Fusible Link

Wire Harness Assembly



Wire Harness Assembly (continued)

<i>Ref.</i>	<i>Part Number</i>	<i>Qty.</i>	<i>Description</i>	<i>Ref.</i>	<i>Part Number</i>	<i>Qty.</i>	<i>Description</i>
1	122-1964	1	Harness-Wire, Platform	6	32180-149	1	Tie-Button Head
2	122-1963	1	Harness-Wire, Rear	7	3290-378	12	Tie-Cable
3	122-1556	1	Harness-Wire, Engine	8	122-1561	1	Harness-Wire, Fuel Level Jumper
4	33105-025	1	Screw-HHF	9	122-1961	1	Harness-Wire, Dpf
5	32180-030	2	Clip-Tie				

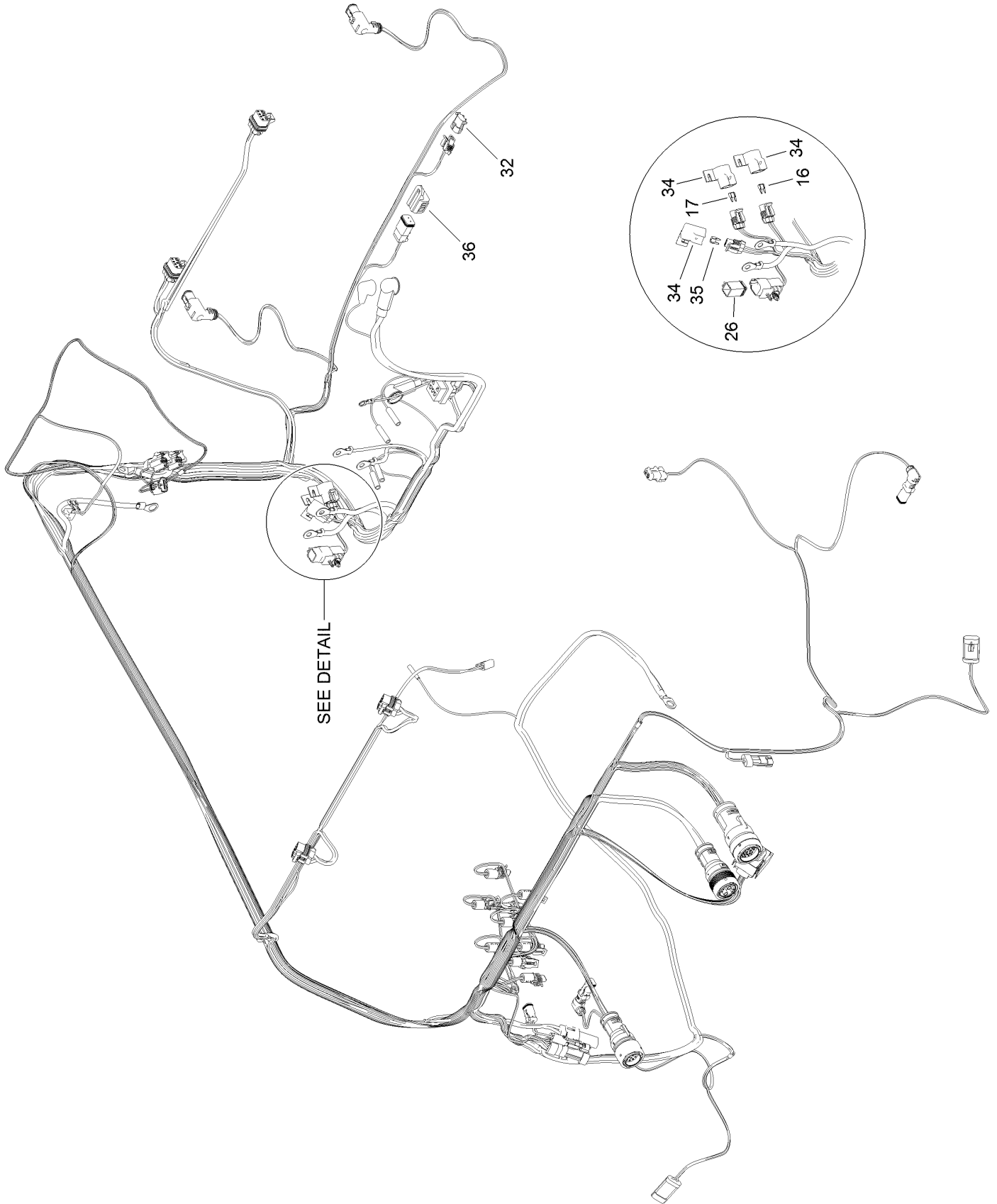
Platform Wire Harness Assembly No. 122-1964



Platform Wire Harness Assembly No. 122-1964 (continued)

<i>Ref.</i>	<i>Part Number</i>	<i>Qty.</i>	<i>Description</i>	<i>Ref.</i>	<i>Part Number</i>	<i>Qty.</i>	<i>Description</i>
14	32180-167	5	Diode-Mini Fuse, 6A	27	121-8866	6	Fuse-Mini Blade, 10 Amp
17	32180-043	1	Resistor-120 Ohm	28	121-8867	1	Fuse-Mini Blade, 15 Amp
18	32180-089	1	Cap-Plug, 3 Way	29	121-8870	1	Fuse-Mini Blade, 30 Amp
19	32180-156	1	Cap-Plug, 6 Way	30	104-4022	1	Resistor-75 Ohm
20	32180-091	1	Cap-Dust, 2 Way	32	32180-174	2	Washer-Lock
21	32180-135	1	Nut-Connector	33	32180-175	2	Nut-Connector
22	32180-143	1	Washer-Lock	35	32180-190	1	Resistor-2K Ohm
25	121-8861	4	Fuse-Mini Blade, 2 Amp	36	32180-191	2	Cover
26	121-8865	6	Fuse-Mini Blade, 7.5 Amp				

Rear Wire Harness Assembly No. 122-1963



Rear Wire Harness Assembly No. 122-1963 (continued)

<i>Ref.</i>	<i>Part Number</i>	<i>Qty.</i>	<i>Description</i>	<i>Ref.</i>	<i>Part Number</i>	<i>Qty.</i>	<i>Description</i>
16	121-8864	1	Fuse-Mini Blade, 5 Amp	34	32180-101	3	Cover-Fuse, Single
17	121-8869	1	Fuse-Mini Blade, 25 Amp	35	121-8866	1	Fuse-Mini Blade, 10 Amp
26	122-0392	1	Voltage Divider-Sealed	36	32180-091	1	Cap-Dust, 2 Way
32	32180-056	1	Cap				

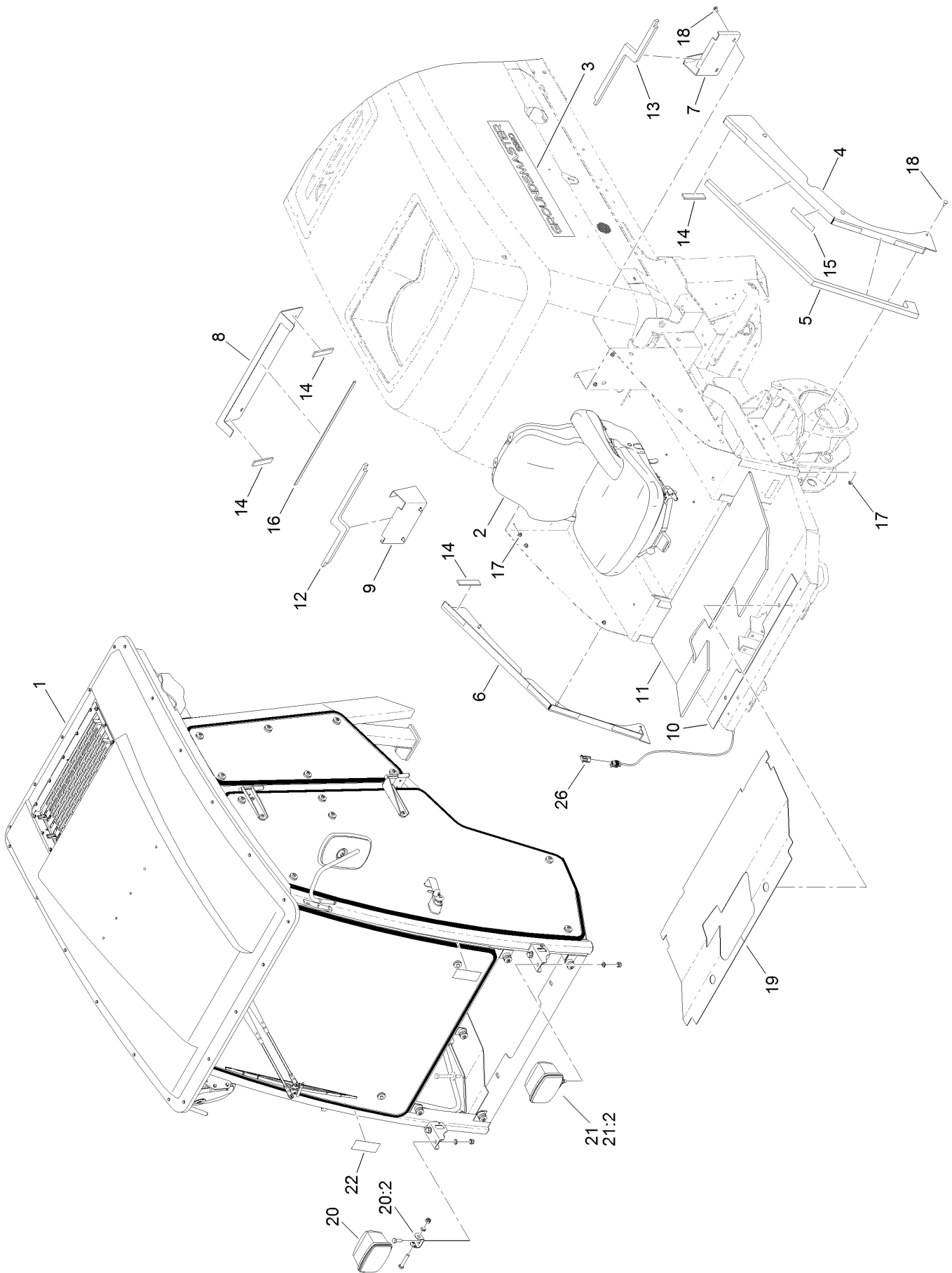
Engine Wire Harness Assembly No. 122-1556



Engine Wire Harness Assembly No. 122-1556 (continued)

<i>Ref.</i>	<i>Part Number</i>	<i>Qty.</i>	<i>Description</i>
15	100-4918	2	Diode
16	121-8891	1	Resistor (1.6K Ohm)

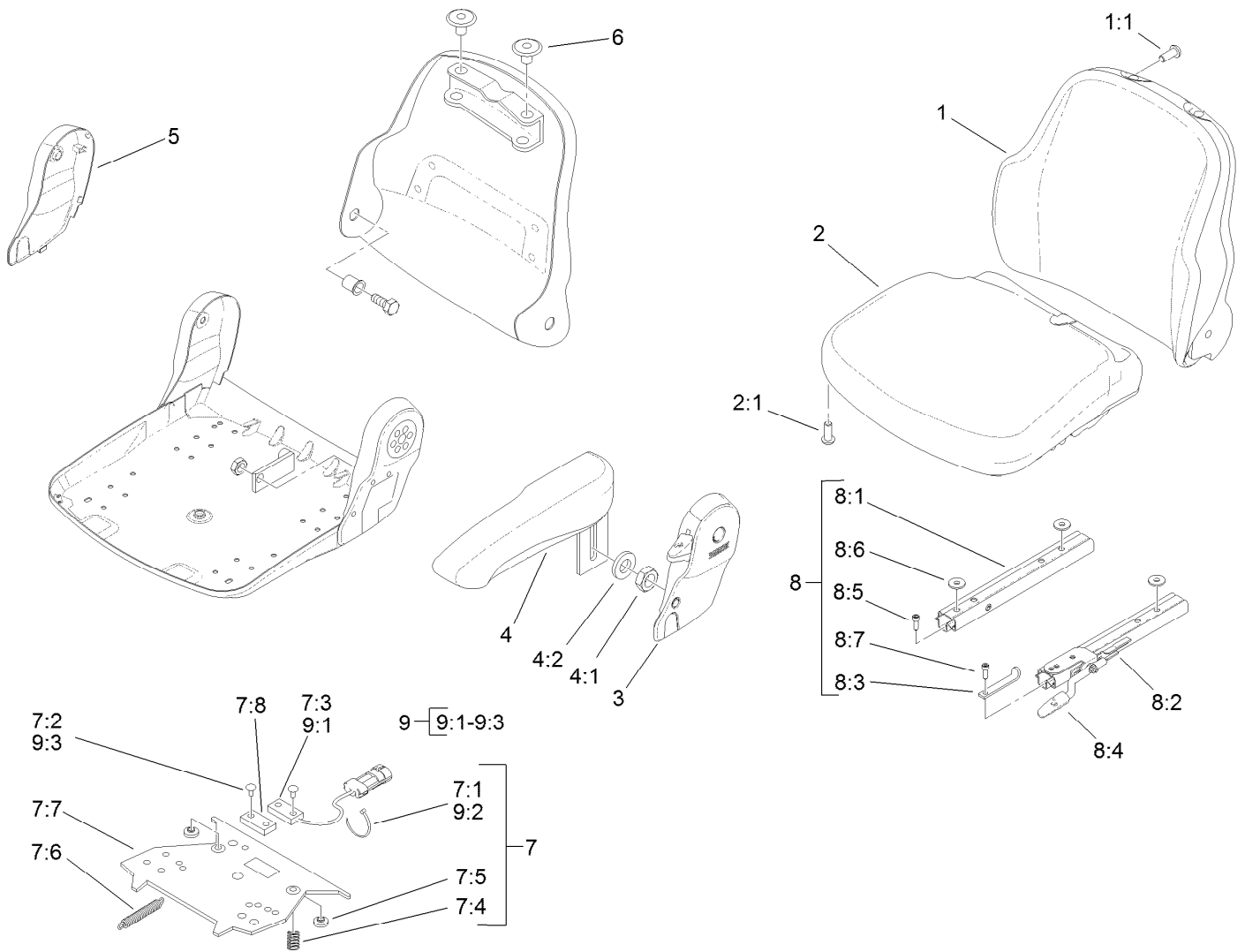
Cab Mounting Assembly



Cab Mounting Assembly (continued)

<i>Ref.</i>	<i>Part Number</i>	<i>Qty.</i>	<i>Description</i>	<i>Ref.</i>	<i>Part Number</i>	<i>Qty.</i>	<i>Description</i>
1		1	Cab ASM ●	14	115-5465	4	Seal-Trim
2	117-9429	1	Matrix Cloth Seat ASM	15	130-6112	8	Tape-Double Stick
3	115-5448	2	Decal-Hood	16	130-5724	1	Seal-Trim
4	132-3297-03	1	Panel-Transition, LH	17	104-8300	10	Nut-HF, NI
5	132-3293	2	Foam-Seal, Side Panel	18	3230-23	10	Bolt-CARR
6	132-3296-03	1	Panel-Transition, RH	19	130-5984	1	Tread-Floor
7	132-3299-03	1	Panel-Rear, LH	20	140-6772	1	RH Light ASM
8	132-3294-03	1	Panel-Rear, Center	20:2	140-6698	1	Light Mount Kit
9	132-3298-03	1	Panel-Rear, RH	21	140-6773	1	LH Light ASM
10	130-5605	1	Gasket-Front	21:2	140-6698	1	Light Mount Kit
11	130-5983	1	Foam-Floor	22	130-6070	2	Tape-Reflective (Yellow)
12	130-0534	1	Foam-Seal, Rear RH	26	32180-056	2	Cap
13	130-0535	1	Foam-Seal, Rear LH				

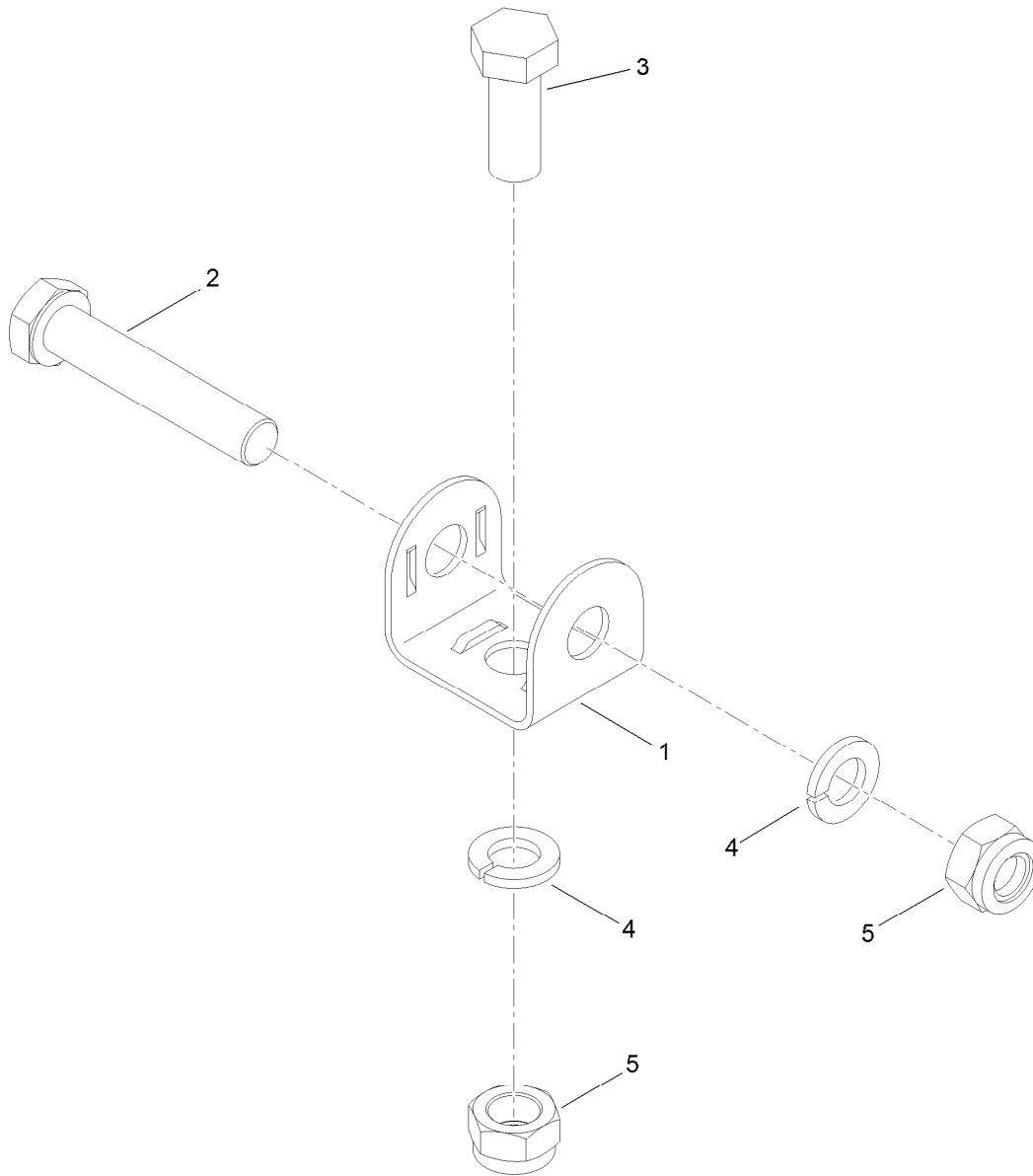
● Not serviced separately



Cloth Premium Seat Assembly No. 117-9429

Ref.	Part Number	Qty.	Description	Ref.	Part Number	Qty.	Description
1	117-9415	1	Backrest Cushion ASM Matrix Cloth	7:5	2	Bumper-Pressure Plate ●	
1:1	119-7742	4	Screw-Cushion	7:6	1	Spring-Extension ●	
2	117-9416	1	Seat Cushion ASM Matrix Cloth	7:7	1	Plate-Mounting ●	
2:1	119-7742	3	Screw-Cushion	7:8	1	Magnet ●	
3	108-8018	1	Cover-Armrest	8	108-8025	1	Adjustment Rail Set
4	108-8019	1	LH Armrest ASM	8:1	1	Rail-Adjustment, RH ●	
4:1	82-9650	1	Nut	8:2	1	Rail-Adjustment, LH ●	
4:2	107-1198	1	Washer	8:3	1	Stop-Rail ●	
5	108-8021	1	Cover-Armrest	8:4	1	Handle ●	
6	108-8022	2	Cover-Black	8:5	3	Screw ●	
7	108-8024	1	Switch Kit	8:6	3	Washer ●	
7:1	3	Wire Tie ●	8:7	1	Screw ●		
7:2	4	Rivet ●	9	110-6189	1	Switch Kit	
7:3	1	Sensor-Seat Switch ●	9:1	1	Switch ●		
7:4	2	Spring-Compression ●	9:2	3	Wire Tie ●		
			9:3	2	Rivet ●		

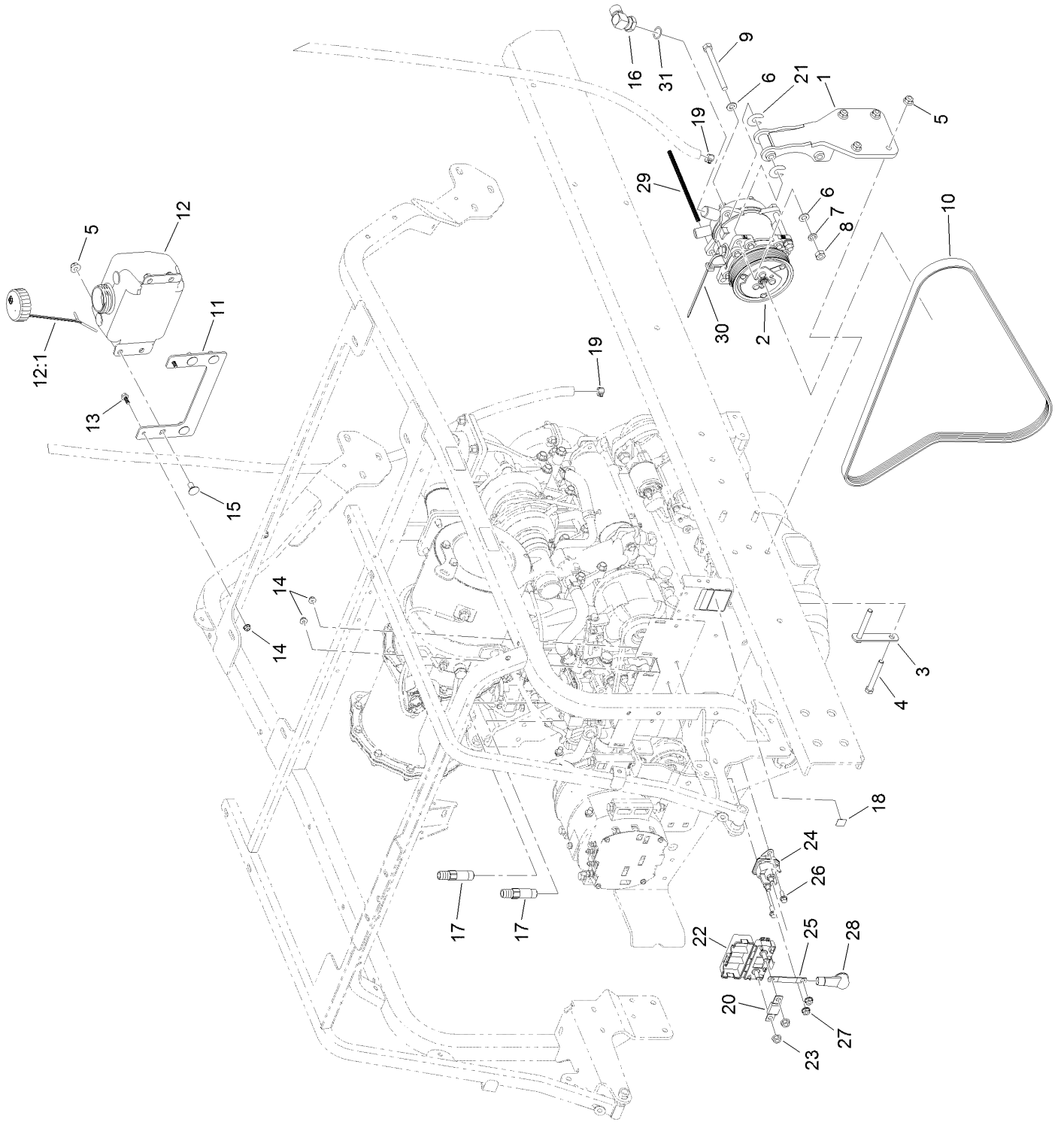
● Not serviced separately



Light Mount Kit Assembly No. 140-6698

<i>Ref.</i>	<i>Part Number</i>	<i>Qty.</i>	<i>Description</i>
1	139-2092	1	Mount-Light
2	107-7983	1	Screw-HH
3	33116-030	1	Screw-HH
4	48-8070	2	Washer-Lock
5	33026-00	2	Nut-Hex

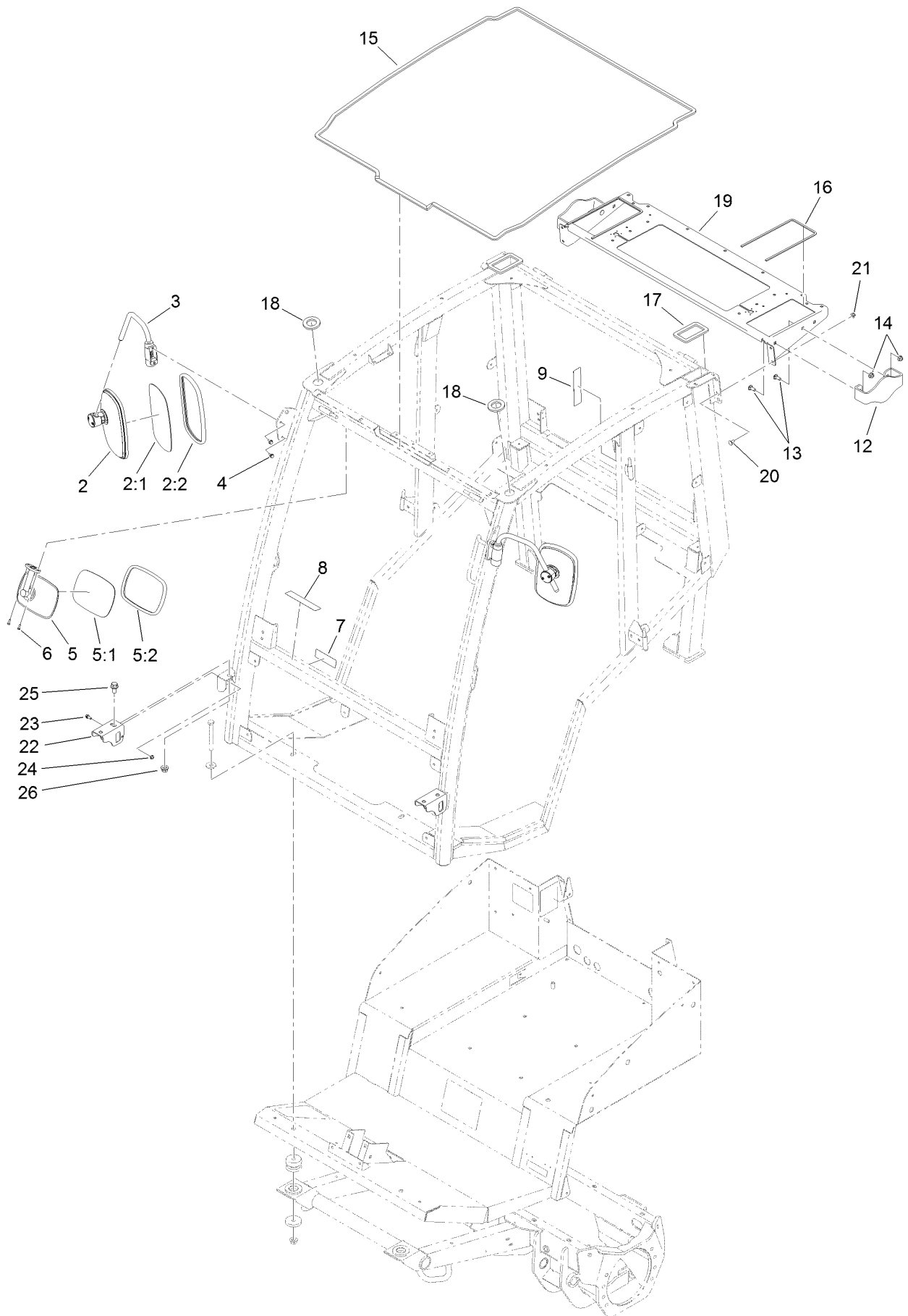
A/C Compressor Mount and Cab Fluids Assembly



A/C Compressor Mount and Cab Fluids Assembly (continued)

<i>Ref.</i>	<i>Part Number</i>	<i>Qty.</i>	<i>Description</i>	<i>Ref.</i>	<i>Part Number</i>	<i>Qty.</i>	<i>Description</i>
1	130-2482-03	1	Mount-Compressor	16	119-0128	1	Fitting-Elbow, 90 DEG
2	130-2487	1	Compressor	17	139-2236	2	Fitting-STR Spcl
3	130-2483-03	2	Compressor-Mount, Strap	18	137-5499	1	Decal-Radio Memory
4	323-14	4	Screw-HH	19	2412-108	2	Clamp-Worm
5	104-8301	8	Nut-HF, NI	20	122-0628	1	Fuse-Mega
6	33095-00	4	Washer-Flat	21	119-7734	4	Shim
7	48-9590	2	Washer-Lock	22	114-3318	1	Holder-Fuse, Mega
8	33015-00	2	Nut-Hex	23	127-2371	2	Nut-HF
9	33115-110	2	Screw-HH	24	131-8342	1	Solenoid
10	139-7849	1	Belt-Poly V	25	114-5682	1	Strap-Jumper
11	130-5625-03	1	Bracket-Tank, Wiper Fluid	26	3234-4	2	Screw-HHF
12	138-2702	1	Tank-Fluid, Washer	27	107-0380	2	Nut-HF
12:1	125-5258	1	Lid-Tank, Washer Fluid	28	32180-008	1	Insulator-Lug, Red
13	99-6810	2	Screw-HHF	29	115-8882	1	Conduit-Convoluted
14	104-7201	4	Nut-HF, NI	30	3290-378	1	Tie-Cable
15	3231-1	4	Screw-CARR	31	117-2780	1	O-Ring

Cab Frame, Mirror and Decal Assembly

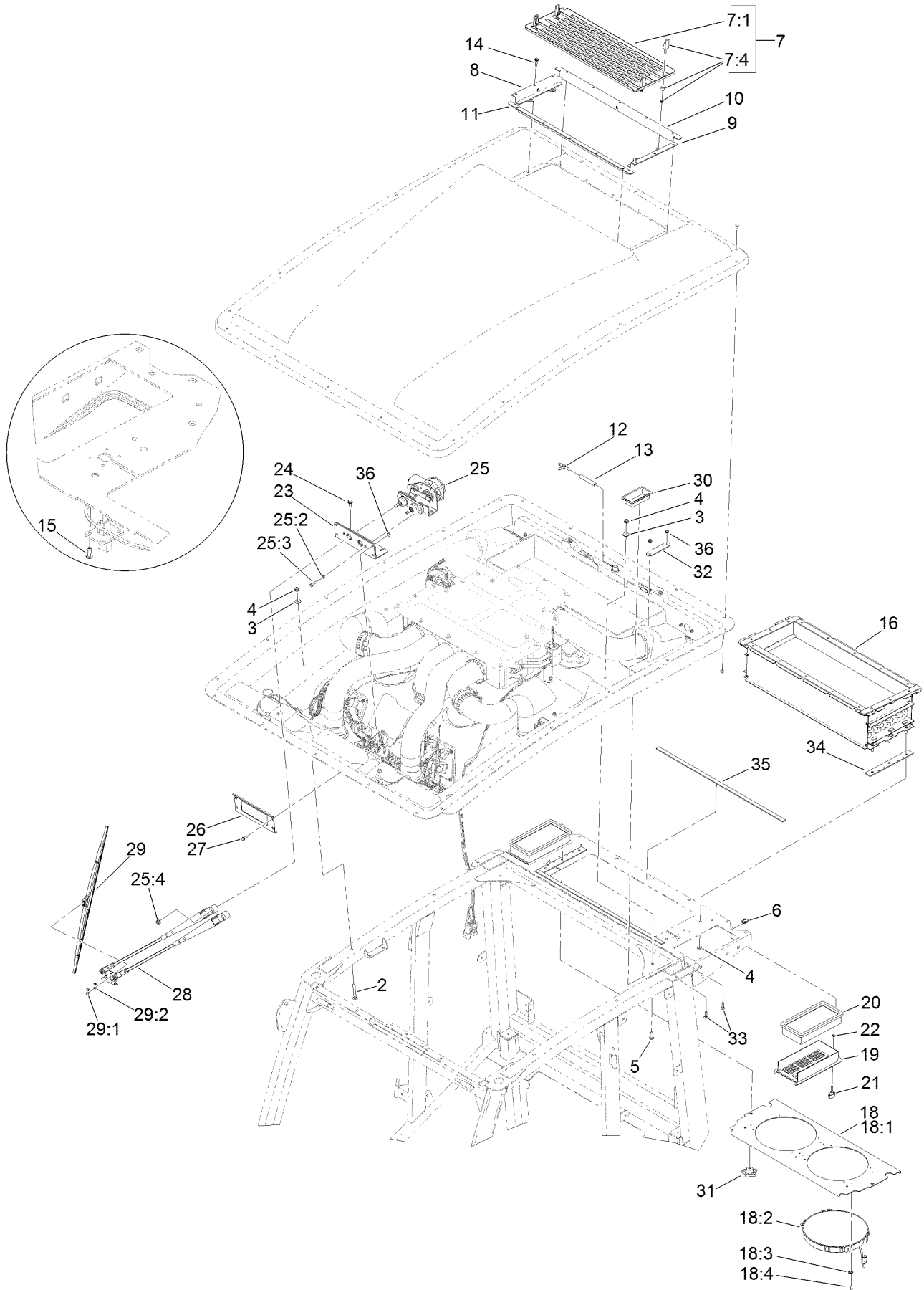


Cab Frame, Mirror and Decal Assembly (continued)

<i>Ref.</i>	<i>Part Number</i>	<i>Qty.</i>	<i>Description</i>	<i>Ref.</i>	<i>Part Number</i>	<i>Qty.</i>	<i>Description</i>
2	121-8341	2	Side Mirror ASM	14	104-8301	4	Nut-HF, NI
2:1		1	Mirror-Glass ●	15	130-0586	1	Seal-Foam, Frame Roof
2:2		1	Gasket ●	16	130-0587	2	Seal-Foam, Roof Air Filter
3	121-8275	2	Arm-Mirror, Side	17	130-5855	2	Seal-Tube, Rear
4	33103-016	4	Screw-HHF	18	133-0982	2	Tube-Seal, Front
5	121-8343	1	Interior Mirror ASM	19	136-1768-03	1	Shelf-Mount, Fan
5:1		1	Mirror ●	20	3230-18	4	Screw-CARR
5:2		1	Gasket ●	21	104-8300	4	Nut-HF, NI
6	32144-32	2	Screw-PPH	22	144-3259-03	2	Bracket-Extension, Light
7	130-5356	1	Decal-Traction Pedal	23	3234-33	2	Screw-HHF
8	130-0611	4	Decal-Window, Pin	24	104-7201	2	Nut-HF, NI
9	130-0594	1	Decal-Warning	25	3234-6	2	Screw-HHF
12	130-5791-03	2	Deck-Stop	26	99-5107	2	Nut-Lock
13	3231-12	4	Bolt-CARR				

● Not serviced separately

Windshield Wiper, Filter and Air Conditioning Assembly

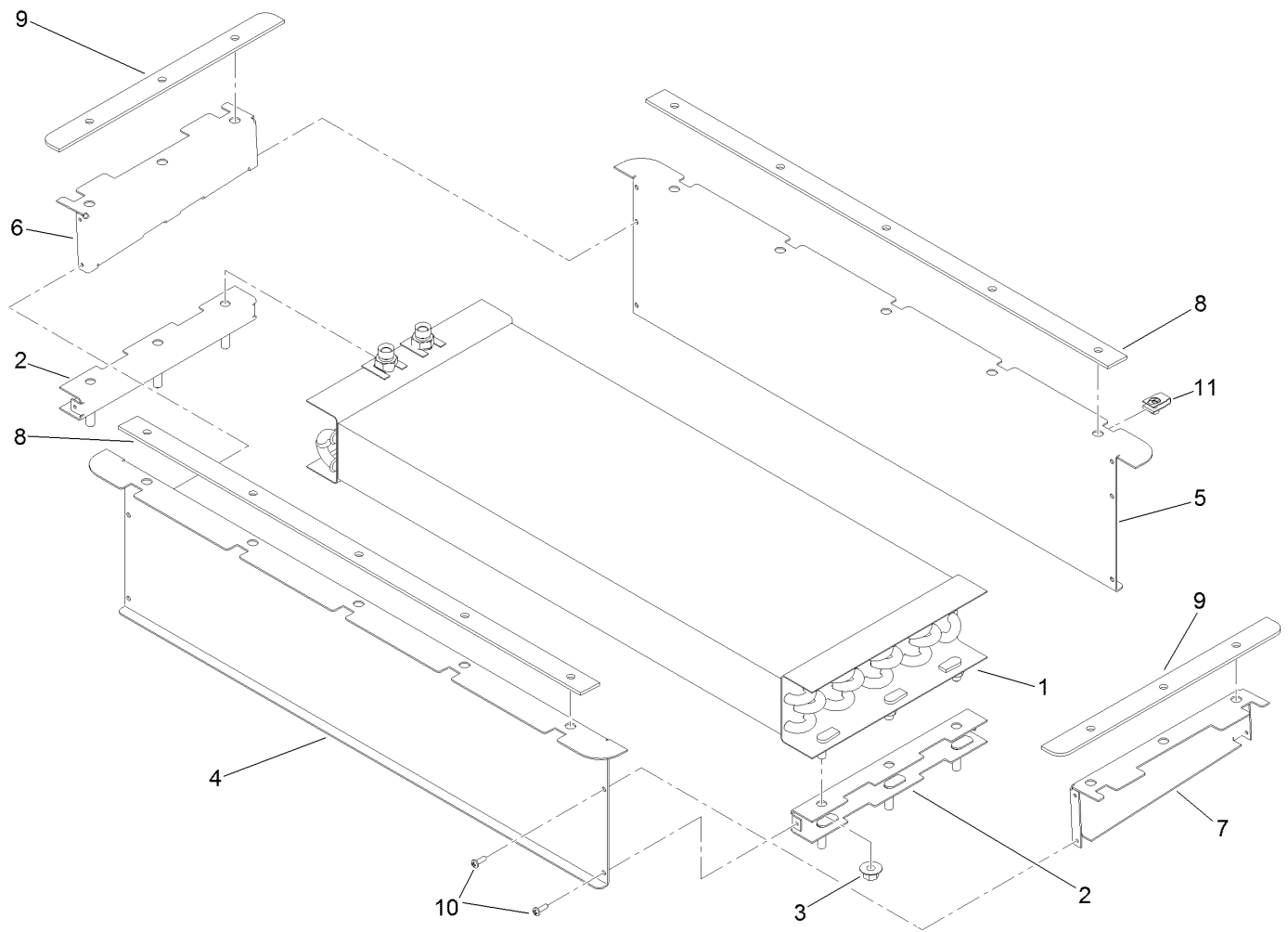


Windshield Wiper, Filter and Air Conditioning Assembly (continued)

<i>Ref.</i>	<i>Part Number</i>	<i>Qty.</i>	<i>Description</i>	<i>Ref.</i>	<i>Part Number</i>	<i>Qty.</i>	<i>Description</i>
2	3230-9	4	Screw-CARR	20	121-8457	2	Filter-Air
3	3256-3	17	Washer-Flat	21	126-5846	2	Knob-T
4	104-8300	21	Nut-HF, NI	22	32115-15	2	Nut-Push
5	3230-22	13	Screw-CARR	23	130-5871	1	Bracket-Wiper
6	107069	2	Clip	24	32144-11	3	Screw-HWH
7		1	Screen ASM ●	25	125-7452	1	Wiper Motor ASM
7:1	132-3530-03	1	Screen	25:2	3253-3	1	Washer-Lock
7:4	74-5950	4	Latch-Swell	25:3	33113-025	1	Screw-HH
8	132-3534-03	1	Seal-Side, Right	25:4	112-2844	2	Nut-HF
9	132-3533-03	1	Seal-Side, Left	26	130-6068-03	1	Plate-Washer, Wiper Motor
10	132-3532-03	1	Seal-Rear	27	32105-15	4	Screw-HWH
11	132-3531-03	1	Seal-Front	28	125-7453	1	Arm-Wiper
12	99-5005	1	Fitting-Tee, Barbed	29	125-7454	1	Blade-Wiper
13	114-3765	1	Hose-Fuel	29:1	47-2830	2	Screw
14	120-4654	16	Screw-HHF	29:2	43-5920	2	Washer-Lock, Spring
15	363-8245	8	Screw-TAP	30	130-5661	2	Tube-Sleeve
16	132-3468	1	A/C Duct ASM	31	117-5976	2	Knob-Handle
18	132-3488	1	Panel-Fan	32	130-5854	2	Brace-Seal
18:1	132-3486-03	1	Plate-Mount, Fan	33	3229-30	4	Screw-CARR
18:2	132-3607	2	Fan-Condenser	34	132-3608	2	Seal-Edge
18:3	132-3606	8	Tab-Fan	35	132-3609	2	Seal-Strip
18:4	105-6849	8	Screw-Forming, Thread	36	104-7201	8	Nut-HF, NI
19	125-9825-03	2	Cover-Air, Fresh				

● Not serviced separately

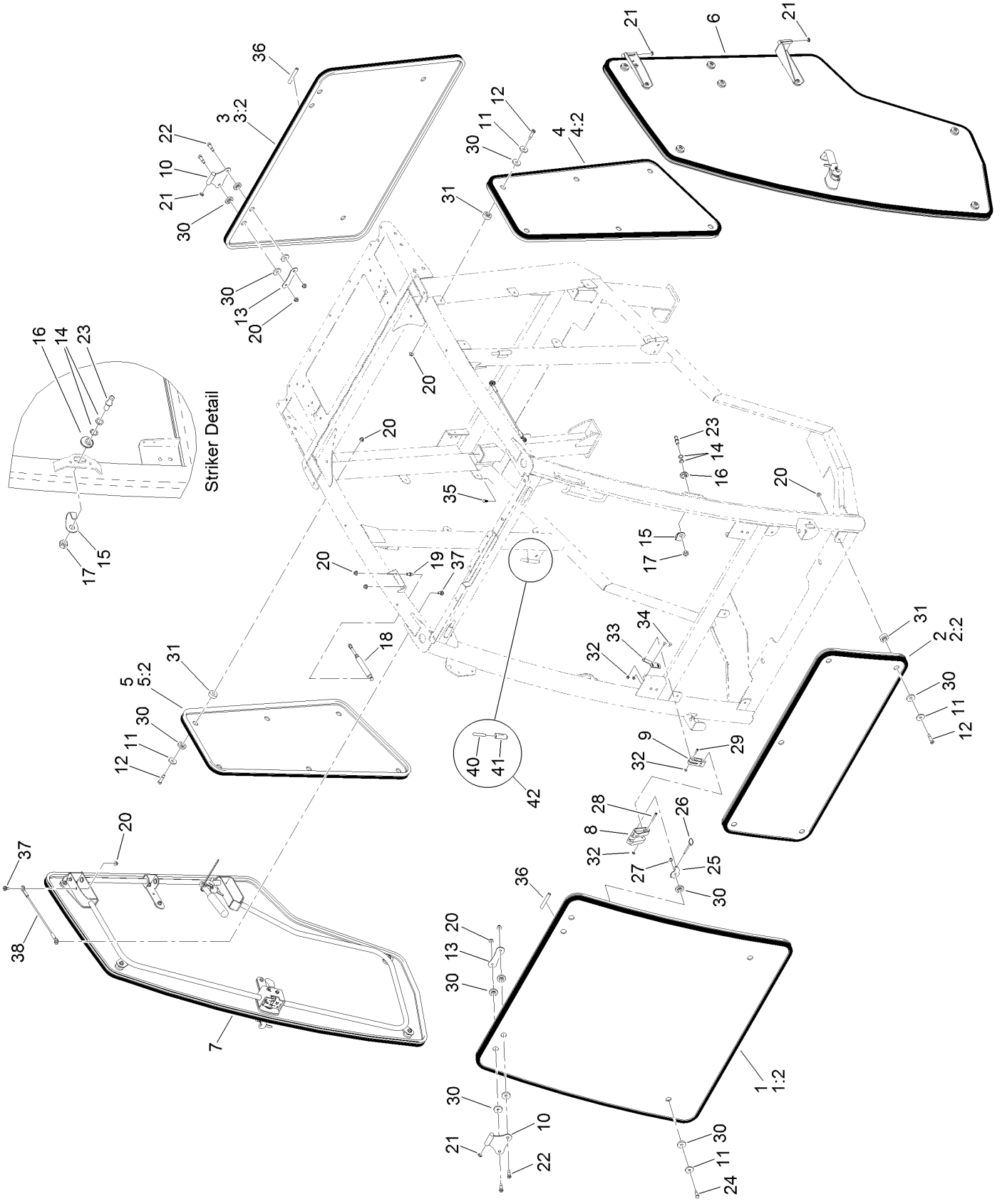
Air Conditioning Duct Assembly No. 132-3468 For Cab Model Only



Air Conditioning Duct Assembly No. 132-3468 For Cab Model Only (continued)

<i>Ref.</i>	<i>Part Number</i>	<i>Qty.</i>	<i>Description</i>	<i>Ref.</i>	<i>Part Number</i>	<i>Qty.</i>	<i>Description</i>
1	121-8447	1	Core-Condenser	7	132-3465-03	1	Wall-Side, Left
2	132-3469-03	2	Leg-Lower	8	132-3466	2	Seal-Strip
3	32128-44	6	Nut	9	132-3467	2	Seal-Edge
4	132-3462-03	1	Wall-Front	10	363-8245	12	Screw-TAP
5	132-3463-03	1	Wall-Back	11	107069	16	Clip
6	132-3464-03	1	Wall-Side, Right				

Window and Door Assembly

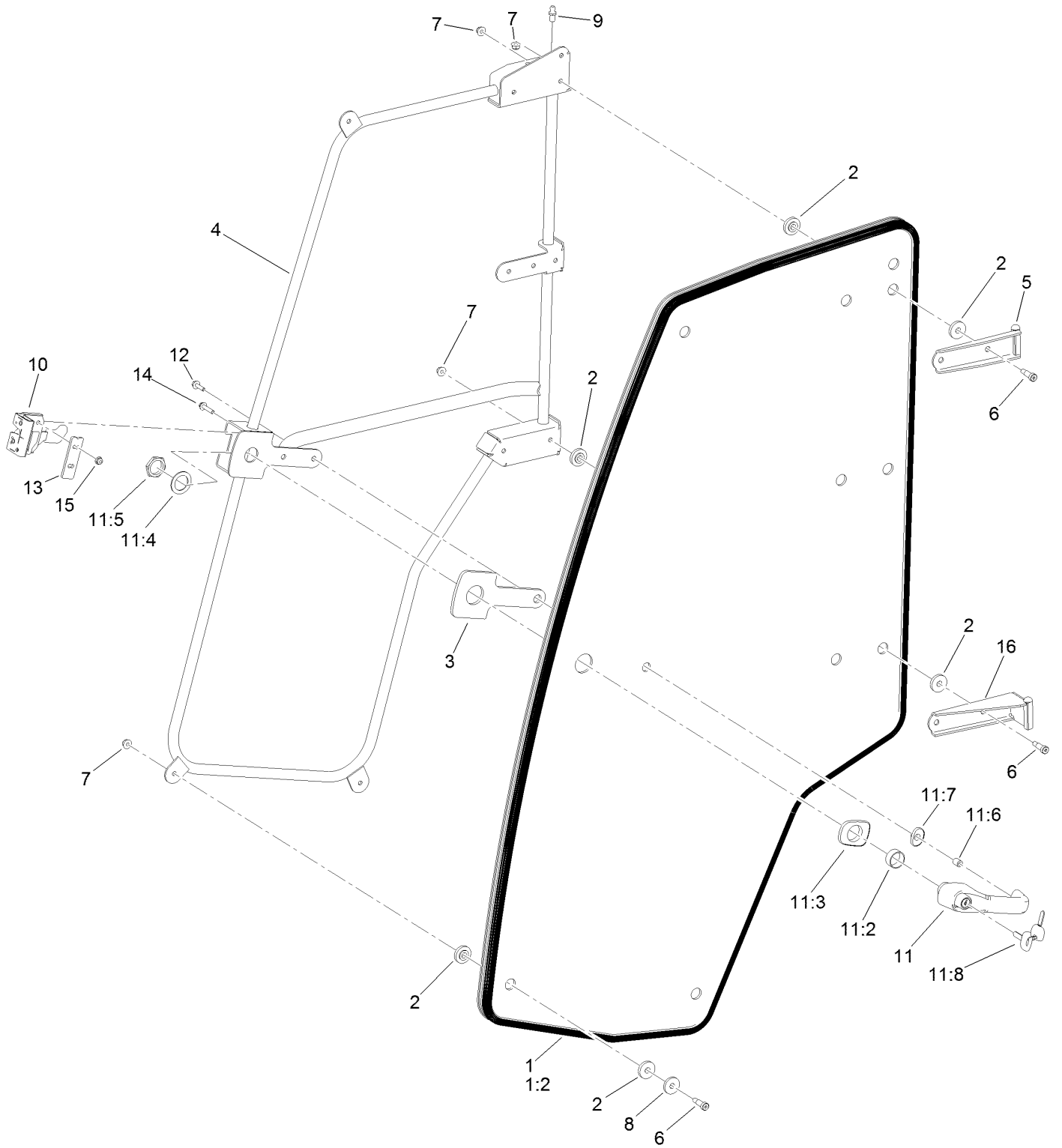


Window and Door Assembly (continued)

<i>Ref.</i>	<i>Part Number</i>	<i>Qty.</i>	<i>Description</i>	<i>Ref.</i>	<i>Part Number</i>	<i>Qty.</i>	<i>Description</i>
1	130-5680	1	Upper Front Window ASM	19	98-3104	2	Stud-Ball
1:2	121-8212	1	Seal-Trim	20	104-8300	31	Nut-HF, NI
2	130-5681	1	Lower Front Window ASM	21	121-8441	8	Washer-Spacer
2:2	121-8211	1	Trim-Window, Front	22	125-9520	8	Screw-Shoulder, HSH
3	130-5690	1	Rear Window ASM	23	125-9993	2	Striker-Stud
3:2	121-8213	1	Trim-Window, Rear	24	119-9812	4	Bolt-Shoulder
4	130-6187	1	LH Side Window ASM	25	144-3308	4	Mount-Latch
4:2	130-0502	1	Trim-Window, Stationary	26	127-9850	4	Pin-Release, Quick
5	130-6186	1	RH Side Window ASM	27	104-7201	4	Nut-HF, NI
5:2	130-0502	1	Trim-Window, Stationary	28	3274-59	4	Screw-HSH
6		1	LH Door ASM ●	29	3274-14	4	Screw-HSH
7		1	RH Door ASM ●	30	125-9982	41	Bushing-Flange
8	125-9792	4	Handle-Window	31	125-9537	17	Bushing-Flange
9	125-9793	4	Link-Window	32	120-9681	16	Nut-Lock, NI
10	121-8535-03	4	Hinge-Window	33	130-0590	4	Mount-Tab
11	130-5815	21	Washer-Backup	34	1-807513	8	Bolt-CARR
12	125-9521	17	Screw-Shldr HSH	35	114-4899	2	Rivet-Push
13	144-3307	4	Plate-Backer, Windshield	36	130-5578	2	Tubing-Seal, Rubber
14	73-0040	4	Washer-Thrust	37	120-9471	4	Bolt-Shoulder
15	121-8393	2	Guard-Striker	38	130-5726	2	Lanyard
16	125-9992	2	Adjuster-Stud	40	133-1110	1	Pin-Hinge
17	106-0327	2	Nut-Hex	41	121-8439	1	Receiver-Pivot, Hinge
18	144-3516	2	Spring-Gas, Door	42	121-8440	1	Pivot-Hinge

● Not serviced separately

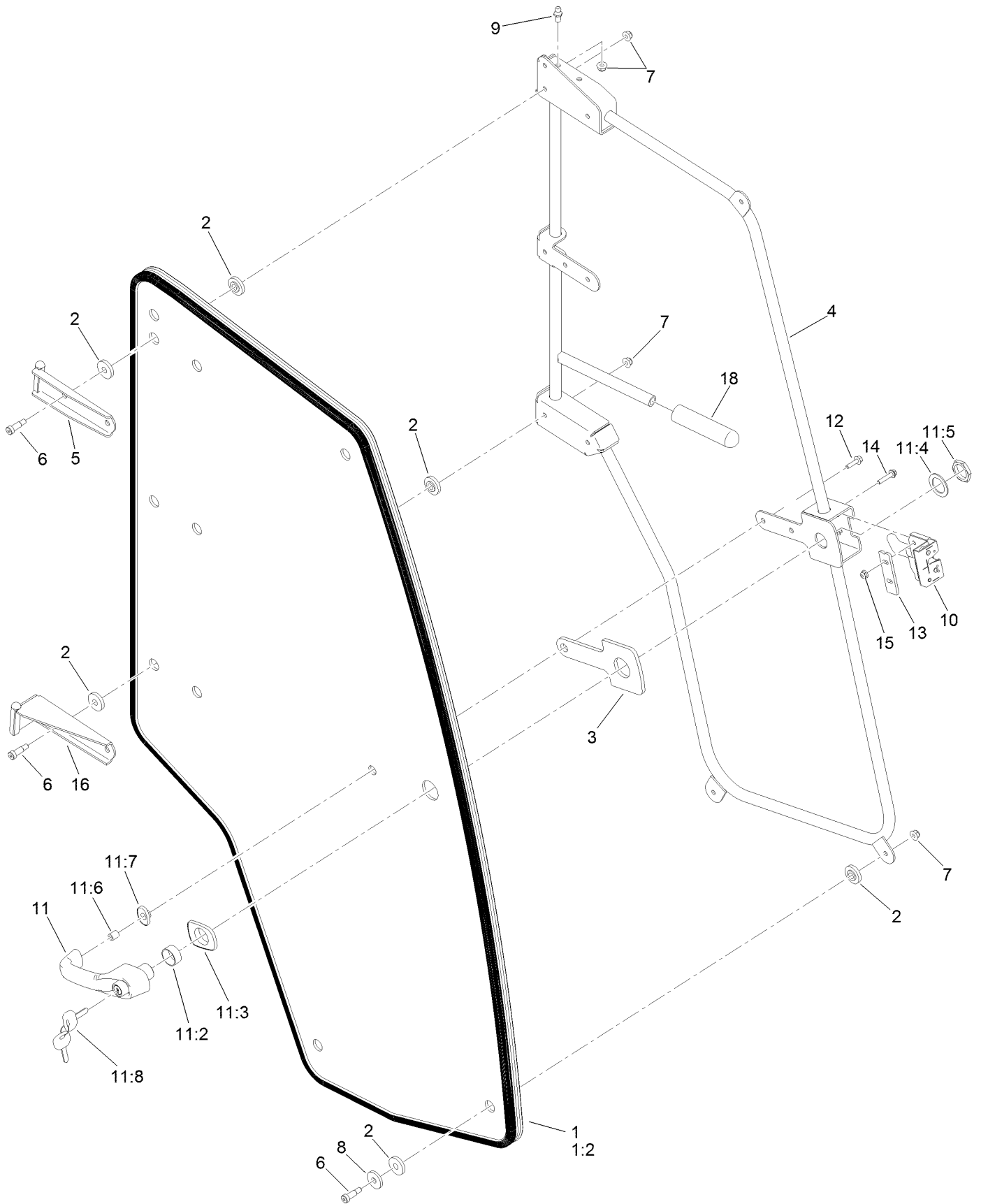
Left Hand Door Assembly



Left Hand Door Assembly (continued)

<i>Ref.</i>	<i>Part Number</i>	<i>Qty.</i>	<i>Description</i>	<i>Ref.</i>	<i>Part Number</i>	<i>Qty.</i>	<i>Description</i>
1	121-8318	1	Glass Assembly-LH	11:2	121-8628	1	Cylinder-Mounting, Key
1:2	121-8317	1	Trim-Window, Door	11:3	121-8322	1	Grommet-Mounting, Large
2	125-9982	20	Bushing-Flange	11:4	121-8327	1	Washer
3	121-8331	1	Gasket-Handle	11:5	121-8328	1	Nut
4	144-3648-03	1	Frame-Door, LH	11:6	121-8627	1	Cylinder-Mounting, End
5	130-0525-03	1	Hinge-Door, Top (LH)	11:7	121-8323	1	Grommet-Mounting, Small
6	125-9520	10	Screw-Shoulder, HSH	11:8	125-9531	1	Key-Set
7	104-8300	11	Nut-HF, NI	12	33103-025	1	Screw-HHF
8	130-5815	6	Washer-Backup	13	121-8395	1	Plate-Support, Latch
9	98-3104	1	Stud-Ball	14	3234-21	2	Screw-HHF
10	121-8391	1	Latch-LH	15	104-7201	2	Nut-HF, NI
11	121-8630	1	Handle ASM	16	130-0526-03	1	Hinge-Door, Bottom (LH)

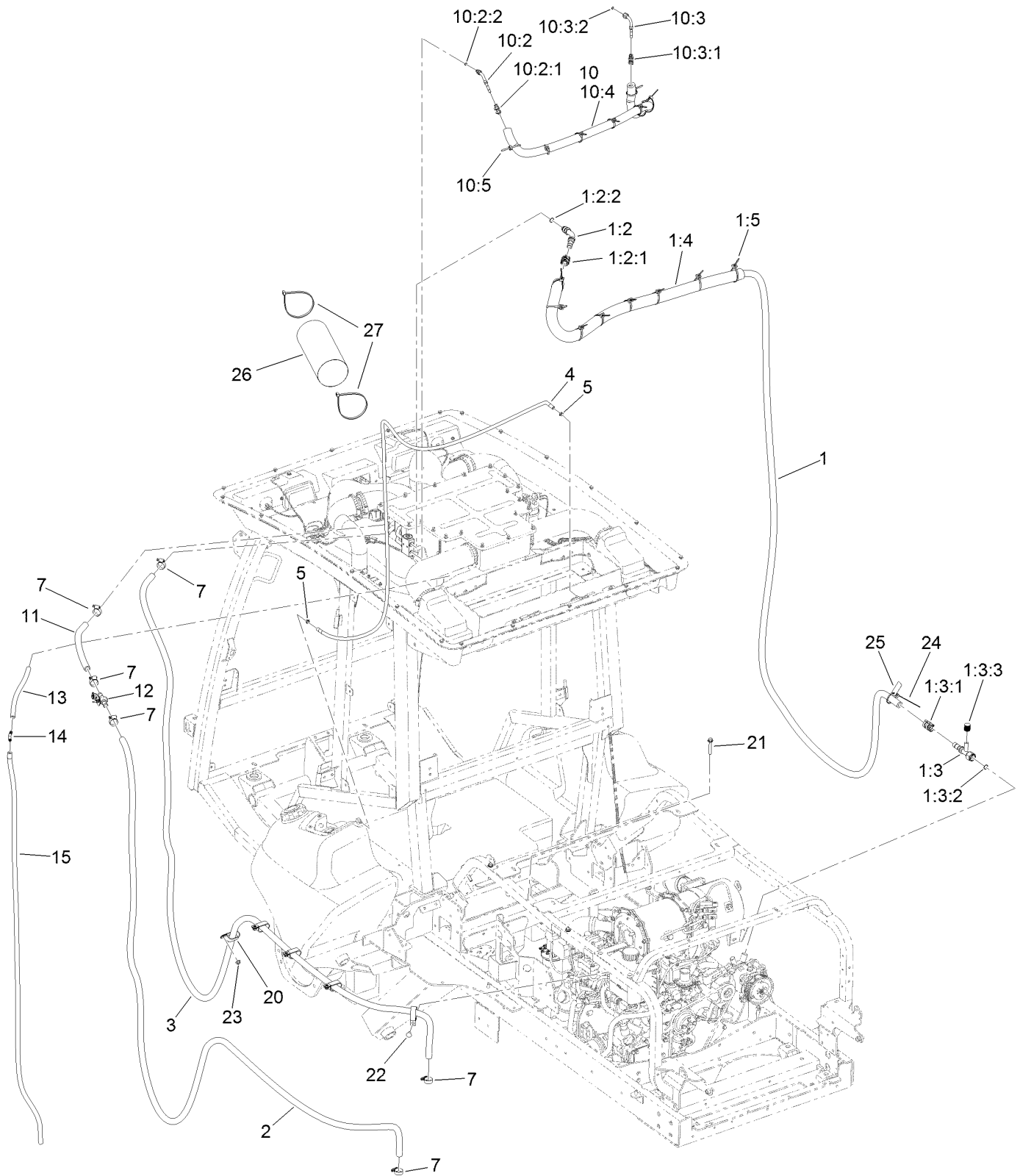
Right Hand Door Assembly



Right Hand Door Assembly (continued)

<i>Ref.</i>	<i>Part Number</i>	<i>Qty.</i>	<i>Description</i>	<i>Ref.</i>	<i>Part Number</i>	<i>Qty.</i>	<i>Description</i>
1	125-7350	1	Glass Assembly-RH	11:3	121-8322	1	Grommet-Mounting, Large
1:2	121-8317	1	Trim-Window, Door	11:4	121-8327	1	Washer
2	125-9982	20	Bushing-Flange	11:5	121-8328	1	Nut
3	121-8331	1	Gasket-Handle	11:6	121-8627	1	Cylinder-Mounting, End
4	144-3554	1	Frame ASM-Door, RH	11:7	121-8323	1	Grommet-Mounting, Small
5	130-0529	1	Hinge ASM-Door, RH Top	11:8	125-9531	1	Key-Set
6	125-9520	10	Screw-Shoulder, HSH	12	33103-025	1	Screw-HHF
7	104-8300	11	Nut-HF, NI	13	121-8395	1	Plate-Support, Latch
8	130-5815	6	Washer-Backup	14	3234-21	2	Screw-HHF
9	98-3104	1	Stud-Ball	15	104-7201	2	Nut-HF, NI
10	121-8390	1	Latch-RH	16	130-0530	1	Hinge ASM-Door, RH Bottom
11	121-8630	1	Handle ASM				
11:2	121-8628	1	Cylinder-Mounting, Key	18	110-1037	1	Grip-Handle

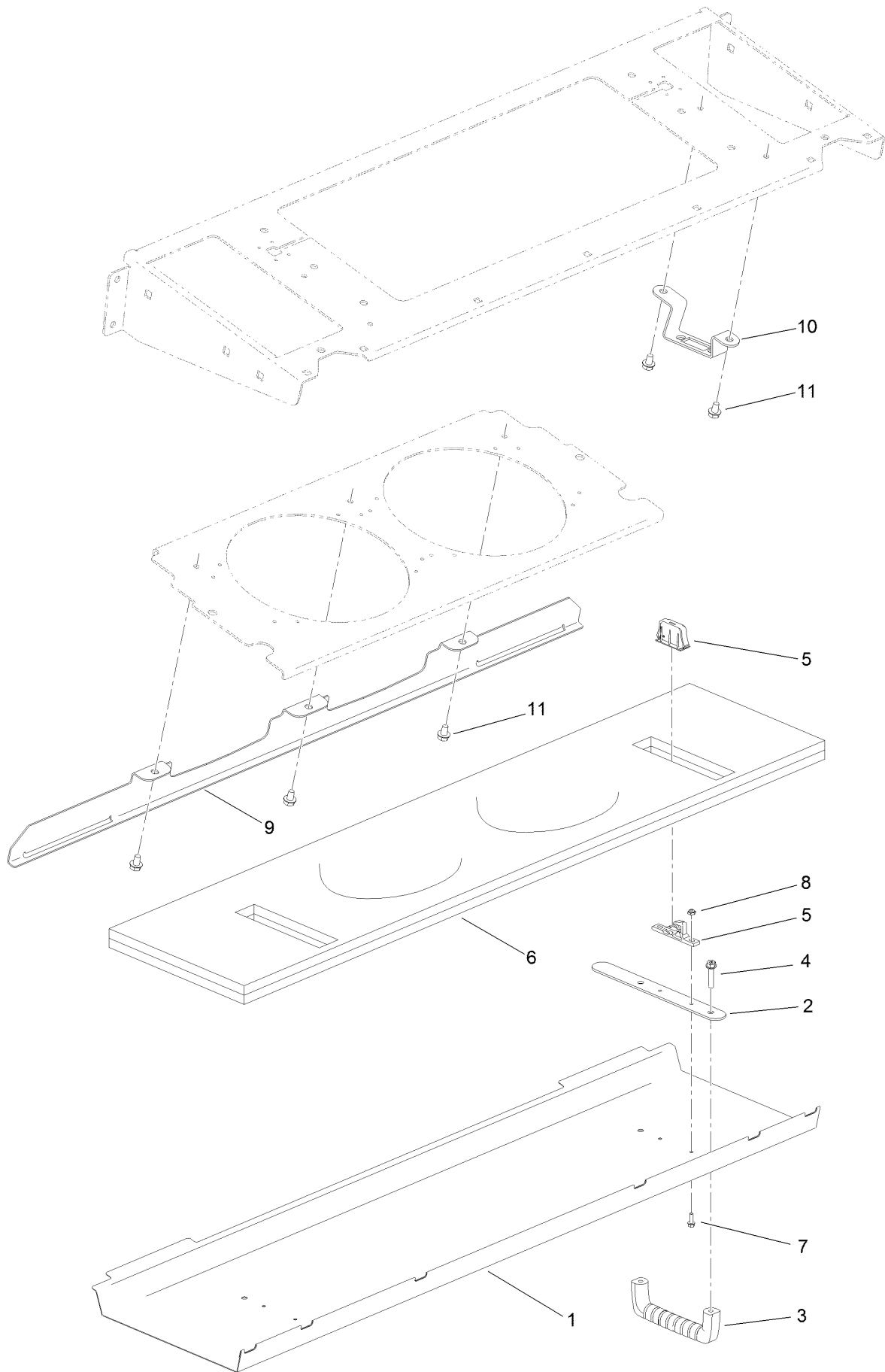
Left Side Hose Assembly



Left Side Hose Assembly (continued)

<i>Ref.</i>	<i>Part Number</i>	<i>Qty.</i>	<i>Description</i>	<i>Ref.</i>	<i>Part Number</i>	<i>Qty.</i>	<i>Description</i>
1	130-5620	1	A/C Hose ASM	10:3	130-5751	1	Fitting-Female, 90 DEG
1:2	130-5754	1	Fitting-Male, 45 DEG	10:3:1	130-5772	1	Fitting Kit
1:2:1	130-5775	1	Fitting Kit	10:3:2	117-2778	1	O-Ring
1:2:2	117-2780	1	O-Ring	10:4	130-5958	1	Cover-Foam
1:3	130-5755	1	Fitting-Female, Straight	10:5	3290-378	8	Tie-Cable
1:3:1	130-5775	1	Fitting Kit	11	125-9706	1	Hose-Heater
1:3:2	117-2780	1	O-Ring	12	120-4947	1	Valve-Heater
1:3:3	117-2784	1	Cap-Side, Low	13	125-9865	1	Hose-Drain
1:4	130-5959	1	Cover-Foam	14	130-0578	1	Fitting-Barb, 90 DEG
1:5	3290-378	8	Tie-Cable	15	125-9866	1	Hose-Drain
2	130-5622	1	Hose-Heater	20	2412-137	5	Clamp-R, Double
3	130-5946	1	Hose-Heater	21	3234-39	4	Screw-HHF
4	130-5813	1	Hose-Fuel	22	3231-21	1	Screw-CARR
5	2412-98	2	Clamp-Hose	23	104-8301	5	Nut-HF, NI
7	2412-129	6	Clamp-Hose	24	3290-378	1	Tie-Cable
10	125-9702	1	Hose ASM	25	133-0779	1	Tag-Hang, Oil Refrigerant
10:2	130-5753	1	Fitting-45 DEG	26	133-1025	1	Wrap-Abrasion
10:2:1	130-5772	1	Fitting Kit	27	94-3890	2	Tie-Cable
10:2:2	117-2778	1	O-Ring				

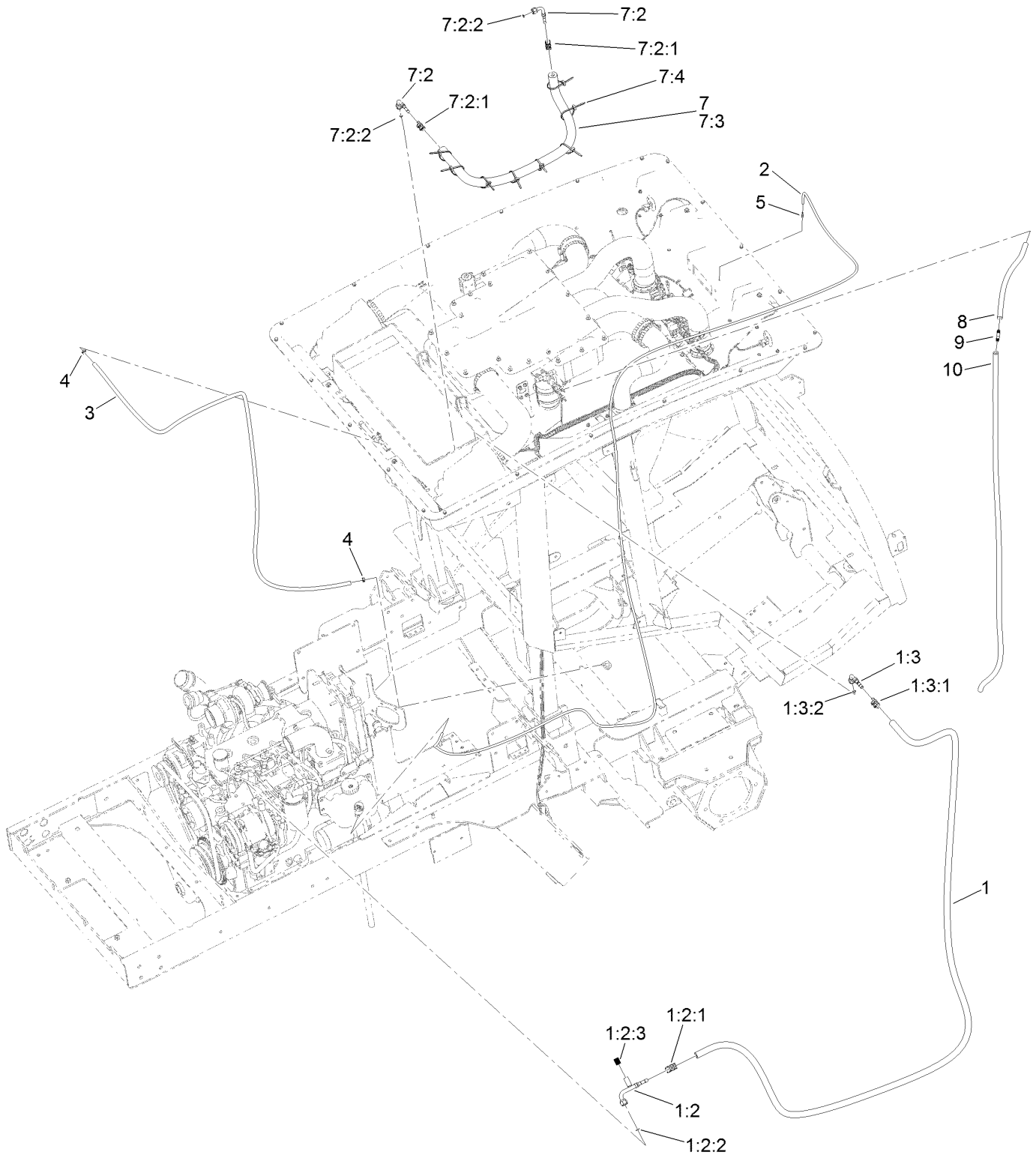
Pre-Filter Screen Assembly



Pre-Filter Screen Assembly (continued)

<i>Ref.</i>	<i>Part Number</i>	<i>Qty.</i>	<i>Description</i>	<i>Ref.</i>	<i>Part Number</i>	<i>Qty.</i>	<i>Description</i>
1	130-0640-03	1	Screen	7	112-3169	4	Screw-HHF, Serrated
2	130-0642-03	2	Backplate	8	3296-54	4	Nut-Lock
3	65-5100	2	Handle-Door	9	132-3630-03	1	Screen-Mount, Front
4	137-3101	4	Screw-Plastic, HWH	10	136-2171	2	Mount-Latch
5	130-0643	2	Latch-Push To Close	11	32104-82	7	Screw-HHF
6	130-5875	1	Pre-Filter				

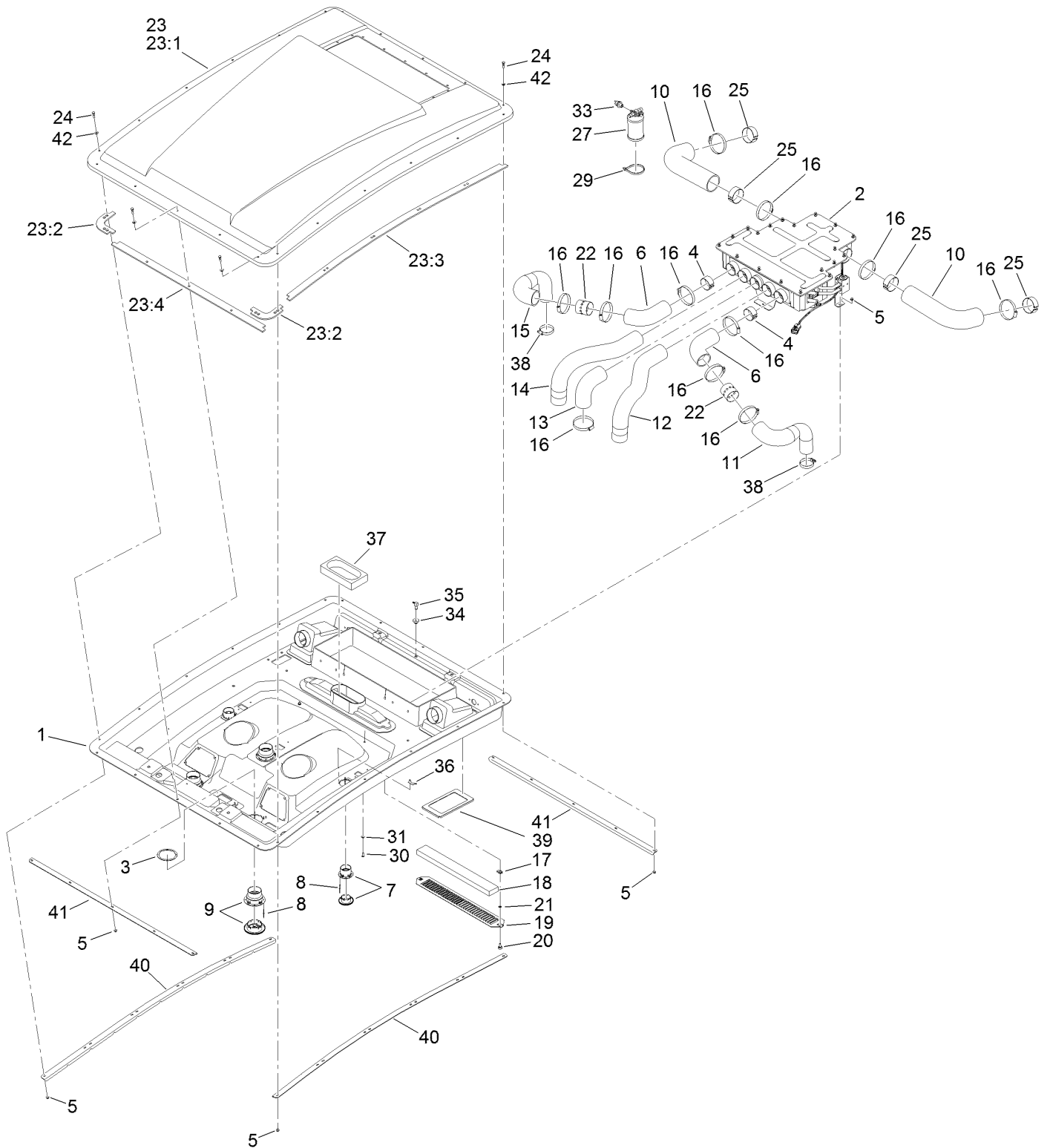
Right Side Hose Assembly



Right Side Hose Assembly (continued)

<i>Ref.</i>	<i>Part Number</i>	<i>Qty.</i>	<i>Description</i>	<i>Ref.</i>	<i>Part Number</i>	<i>Qty.</i>	<i>Description</i>
1	130-5621	1	A/C Hose ASM	5	127-9905	1	Fitting-Hose, Barb
1:2	130-5758	1	Fitting-Female, 90 DEG	7	125-9703	1	Hose ASM
1:2:1	130-5773	1	Fitting Kit	7:2	130-5751	2	Fitting-Female, 90 DEG
1:2:2	117-2779	1	O-Ring	7:2:1	130-5772	1	Fitting Kit
1:2:3	117-2783	1	Cap-Side, High	7:2:2	117-2778	1	O-Ring
1:3	130-5752	1	Fitting-Female, 90 DEG	7:3	130-5958	1	Cover-Foam
1:3:1	130-5773	1	Fitting Kit	7:4	3290-378	8	Tie-Cable
1:3:2	117-2778	1	O-Ring	8	125-9865	1	Hose-Drain
2	130-5624	1	Hose-Fluid, Wiper	9	130-0578	1	Fitting-Barb, 90 DEG
3	130-5813	1	Hose-Fuel	10	125-9866	1	Hose-Drain
4	2412-98	2	Clamp-Hose				

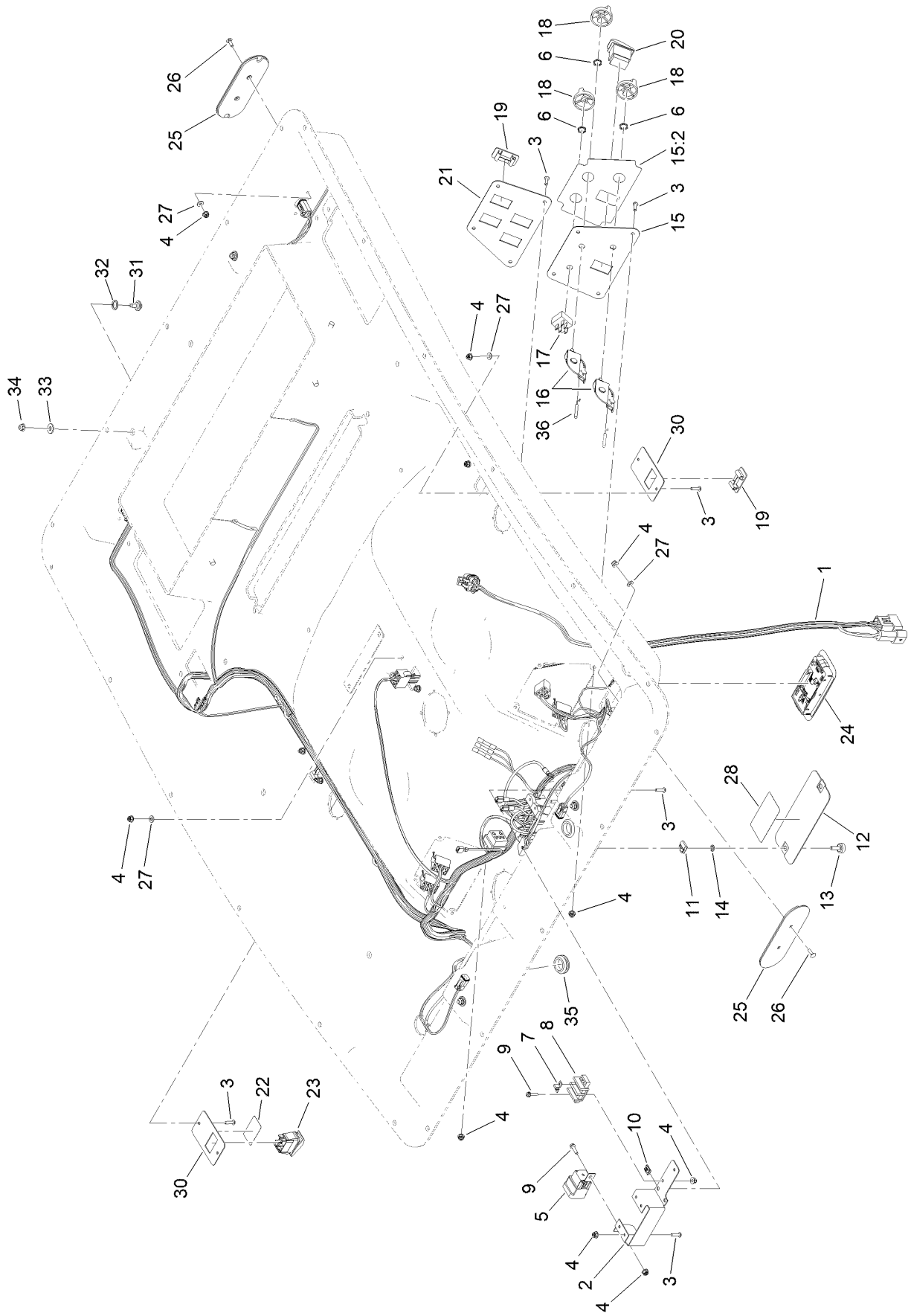
Roof and Headliner Assembly



Roof and Headliner Assembly (continued)

<i>Ref.</i>	<i>Part Number</i>	<i>Qty.</i>	<i>Description</i>	<i>Ref.</i>	<i>Part Number</i>	<i>Qty.</i>	<i>Description</i>
1	140-6760	1	Headliner ASM	22	130-5927	2	Adapter-Bleed
2	121-8495	1	Box-Mixing, Heater A/C	23	132-3601	1	Roof ASM
3	130-0558	3	Backplate-Rivet	23:1	132-3602	1	Roof
4	130-5938	2	Tube-Support	23:2	130-5961	4	Seal-Corner
5	104-7201	24	Nut-HF, NI	23:3	130-5960	2	Seal-Side
6	130-5860	2	Hose-Vent	23:4	130-5962	2	Seal-Front, Rear
7	130-0455	2	Louver-Round, Snap-In	24	136-8674	22	Bolt-Pivot, Eccentric
8	125-7503	20	Rivet-Pop	25	130-5939	4	Tube-Support
9	130-0465	3	Louver-Round, Snap-In (4 Inch)	27	130-5999	1	Drier-Receiver
10	121-8473	2	Hose-Intake, Fresh Air	29	3334-945	2	Tie-Cable
11	130-5861	1	Hose-Vent, Outer (LH)	30	3274-69	2	Screw-HSBH
12	121-8477	1	Hose-Vent, Defrost (LH)	31	3256-1	2	Washer-Flat
13	130-0437	1	Hose-Vent, Center	33	119-4501	1	Switch-Function, Dual
14	121-8478	1	Hose-Vent, Defrost (RH)	34	46-6560	1	Bushing
15	130-5862	1	Hose-Vent, Outer (RH)	35	104-5228	1	Fitting-Elbow, 90 DEG
16	2412-110	11	Clamp-Band/Screw	36	130-0445	4	Backplate-Rivet
17	107069	2	Clip	37	130-0444	1	Foam-Inlet, Airbox
18	125-9532	1	Filter-Cab, Inside	38	2412-130	2	Clamp-Hose
19	125-9604-03	1	Plate-Cover, Recirculation	39	132-3474	2	Insert-Seal, Filter
20	125-7438	2	Knob-Screw, Thumb	40	132-1461-03	2	Strap-Cab, Side
21	32115-15	2	Nut-Push	41	132-1462-03	2	Strap-Cab
				42	3256-74	22	Washer-Flat

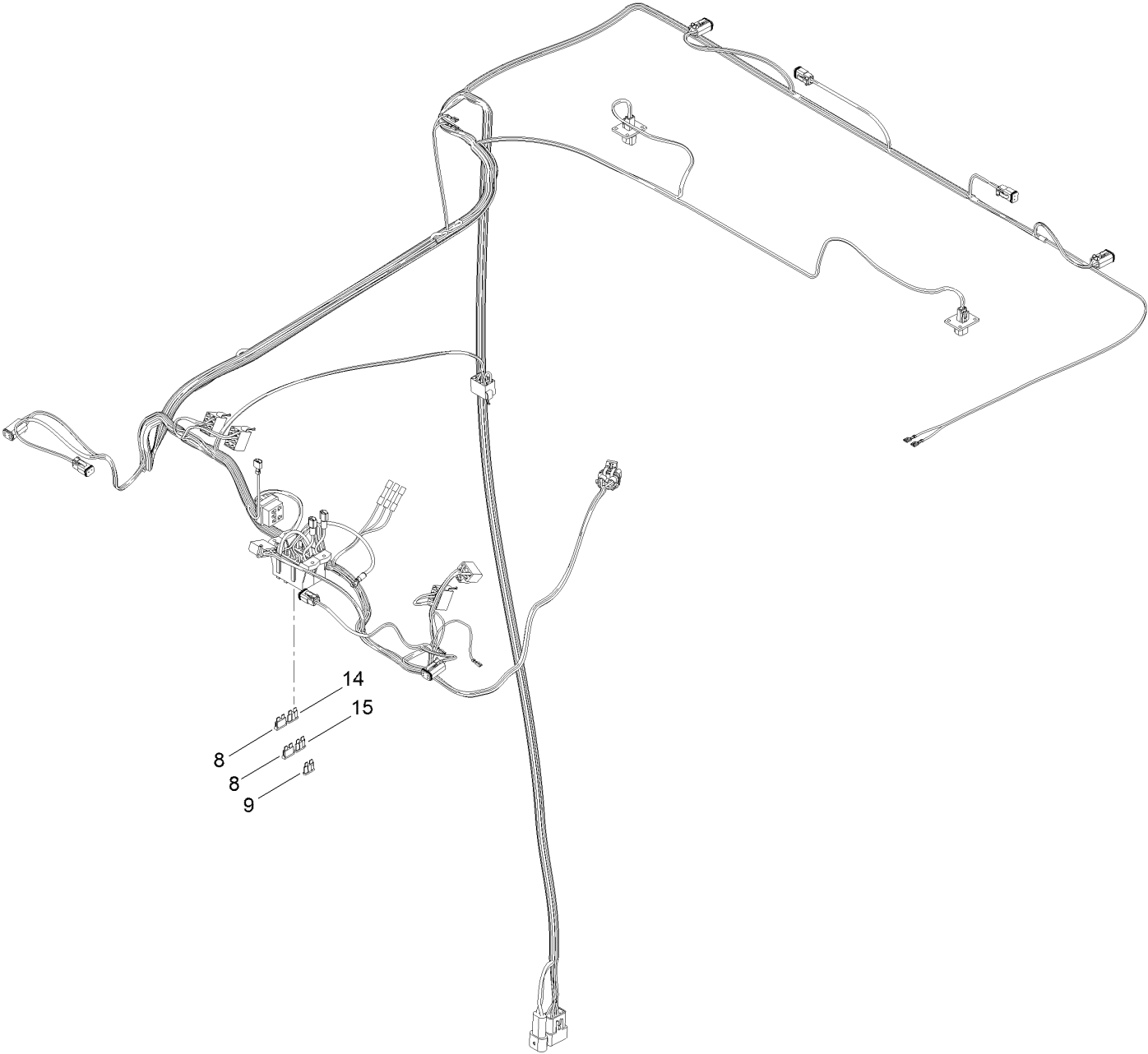
Headliner Wire Harness and Control Assembly



Headliner Wire Harness and Control Assembly (continued)

<i>Ref.</i>	<i>Part Number</i>	<i>Qty.</i>	<i>Description</i>	<i>Ref.</i>	<i>Part Number</i>	<i>Qty.</i>	<i>Description</i>
1	122-2129	1	Harness-Wire, Cab Headliner	18	125-9510	3	Knob-Control
2	125-9606-03	1	Bracket-Fuse Block	19	99-7420	6	Plug-Hole
3	104-2408	22	Screw-HSBH	20	95-8999	1	Switch-Rocker, On-None-On
4	120-4578	29	Nut-HF	21	125-9691-03	1	Panel-Switch, Lights
5	99-7430	1	Relay-Mini	22	125-9688	1	Decal-Washer
6	130-0588	3	Nut-Switch	23	119-8355	1	Switch-Rocker
7	42863	1	Strip-Jumper	24	125-7437	1	Light-Dome
8	42862	1	Block-Terminal, Ground	25	130-5867	4	Cover-Light, Rear
9	32105-13	3	Screw-HWH	26	3229-34	8	Screw-CARR
10	107-1013	4	Nut-Speed	27	3256-14	14	Washer-Flat
11	609900	2	Nut-Speed	28	132-3600	1	Decal-Panel, Fuse
12	125-9603-03	1	Plate-Cover, Fuse	30	144-3306	3	Panel-Switch
13	125-7438	2	Knob-Screw, Thumb	31	92-9698	4	Screw-Shoulder
14	32115-15	2	Nut-Push	32	94-8196	4	Washer-Nylon
15	144-3510	1	Panel-Air/Heat	33	3256-2	4	Washer-Flat
15:2	144-3512	1	Decal, Air/Heat	34	104-7201	4	Nut-HF, NI
16	144-3572	2	Control-Rotary, Linear	35	110-5333	4	Grommet-Plug
17	122-0150	1	Switch, Rotary	36	144-3573	1	Cable-Control

Wire Harness Assembly No. 122-2129

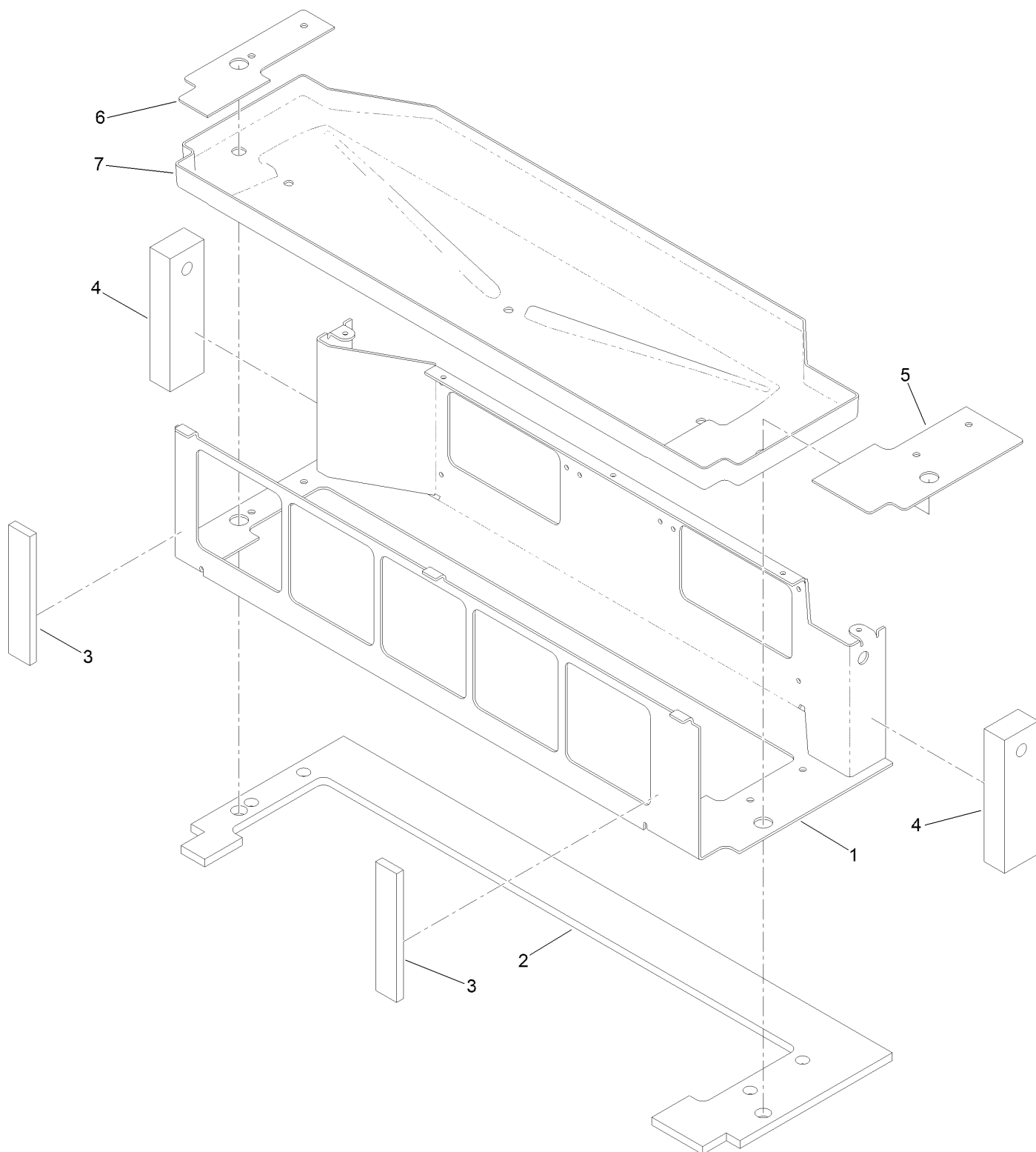


Wire Harness Assembly No. 122-2129 (continued)

<i>Ref.</i>	<i>Part Number</i>	<i>Qty.</i>	<i>Description</i>
8	109355	2	Fuse-Blade, 15 Amp
9	109103	1	Fuse-Blade, 30 Amp

<i>Ref.</i>	<i>Part Number</i>	<i>Qty.</i>	<i>Description</i>
14	109101	1	Fuse-Blade, 20 Amp
15	109102	1	Fuse-Blade, 25 Amp

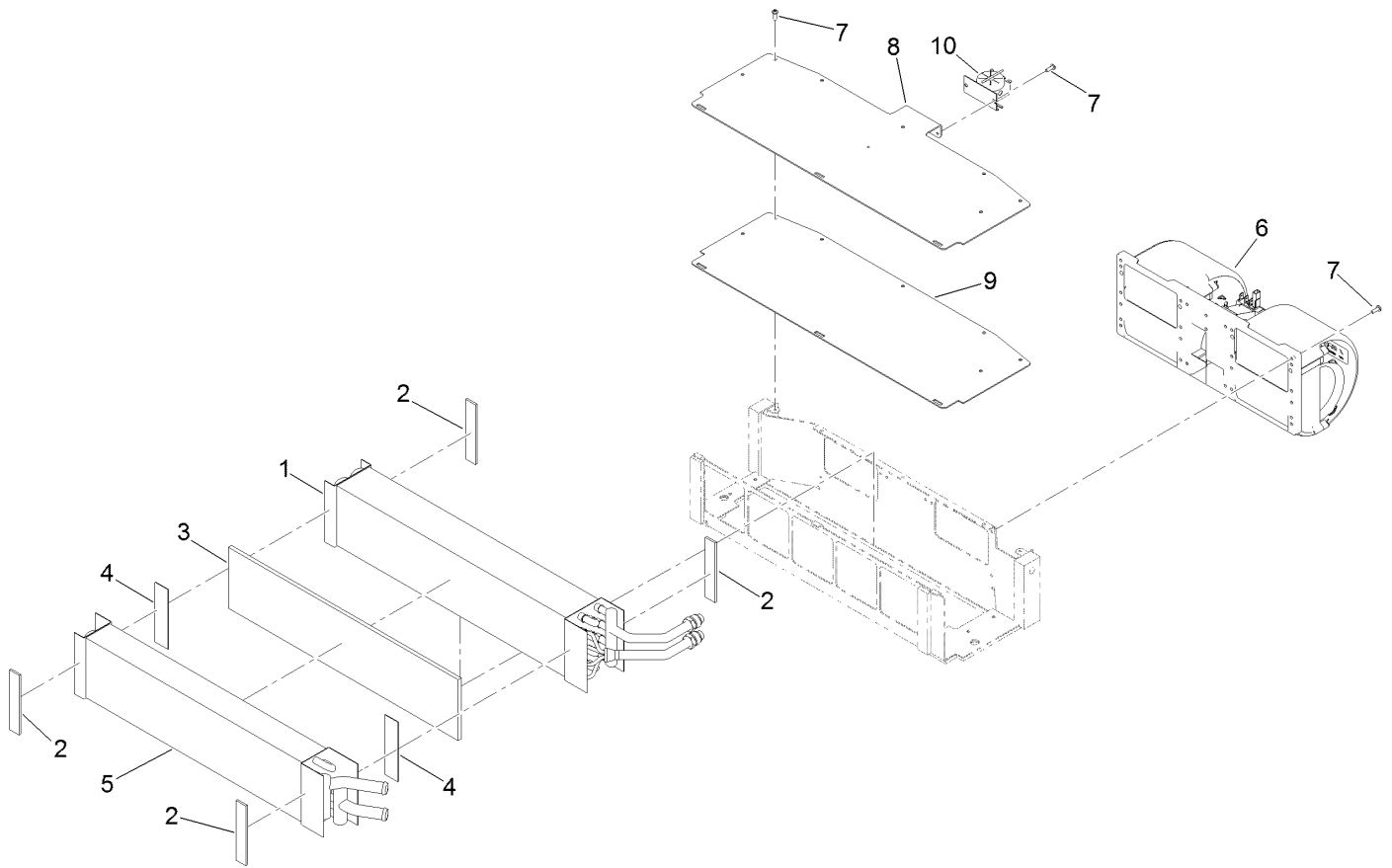
Mixing Box Mounting Bracket and Water Tray Assembly For Cab Model Only



Mixing Box Mounting Bracket and Water Tray Assembly For Cab Model Only (continued)

<i>Ref.</i>	<i>Part Number</i>	<i>Qty.</i>	<i>Description</i>	<i>Ref.</i>	<i>Part Number</i>	<i>Qty.</i>	<i>Description</i>
1	130-5655-03	1	Bracket-Mount	5	130-5653	1	Gasket-Mount, LH Bracket
2	130-5659	1	Seal-Foam	6	130-5654	1	Gasket-Mount, RH Bracket
3	130-5808	2	Seal-Foam, Front	7	130-5660	1	Tray-Water
4	130-0602	2	Seal-End				

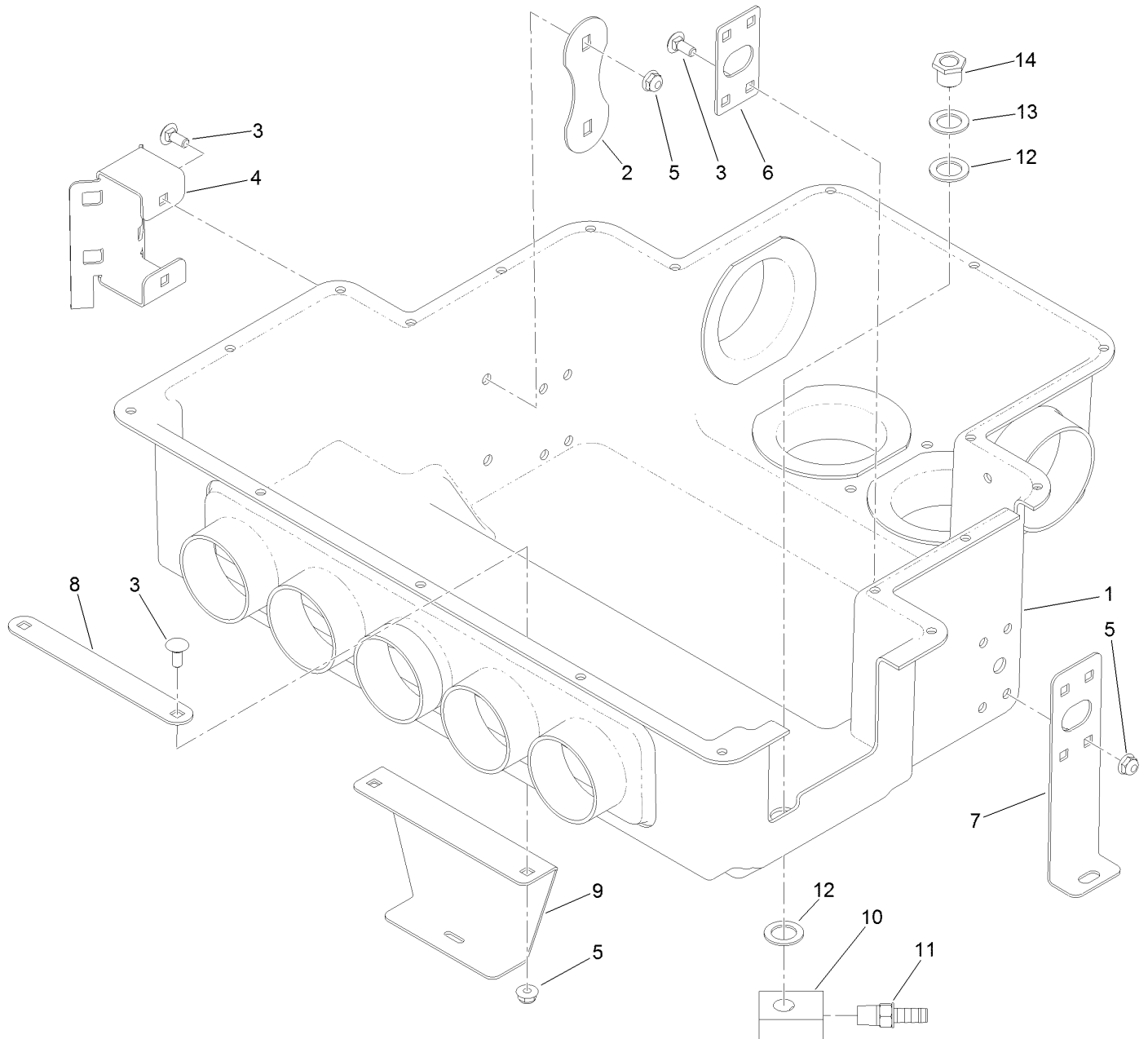
Blower Fan and Evaporator Core Assembly For Cab Model Only



Blower Fan and Evaporator Core Assembly For Cab Model Only (continued)

<i>Ref.</i>	<i>Part Number</i>	<i>Qty.</i>	<i>Description</i>	<i>Ref.</i>	<i>Part Number</i>	<i>Qty.</i>	<i>Description</i>
1	130-5392	1	Core-Evaporator	7	363-8245	13	Screw-TAP
2	130-5658	4	Gasket-Coil	8	130-5656-03	1	Cover, Bracket-Mount
3	130-5807	1	Foam	9	130-5652	1	Gasket-Mount, Cover Bracket
4	130-5806	2	Tape, Double-Sided	10	121-8385	1	Thermostat-Switch, Freeze
5	127-9915	1	Core-Heater				
6	121-8451	1	Fan-Blower				

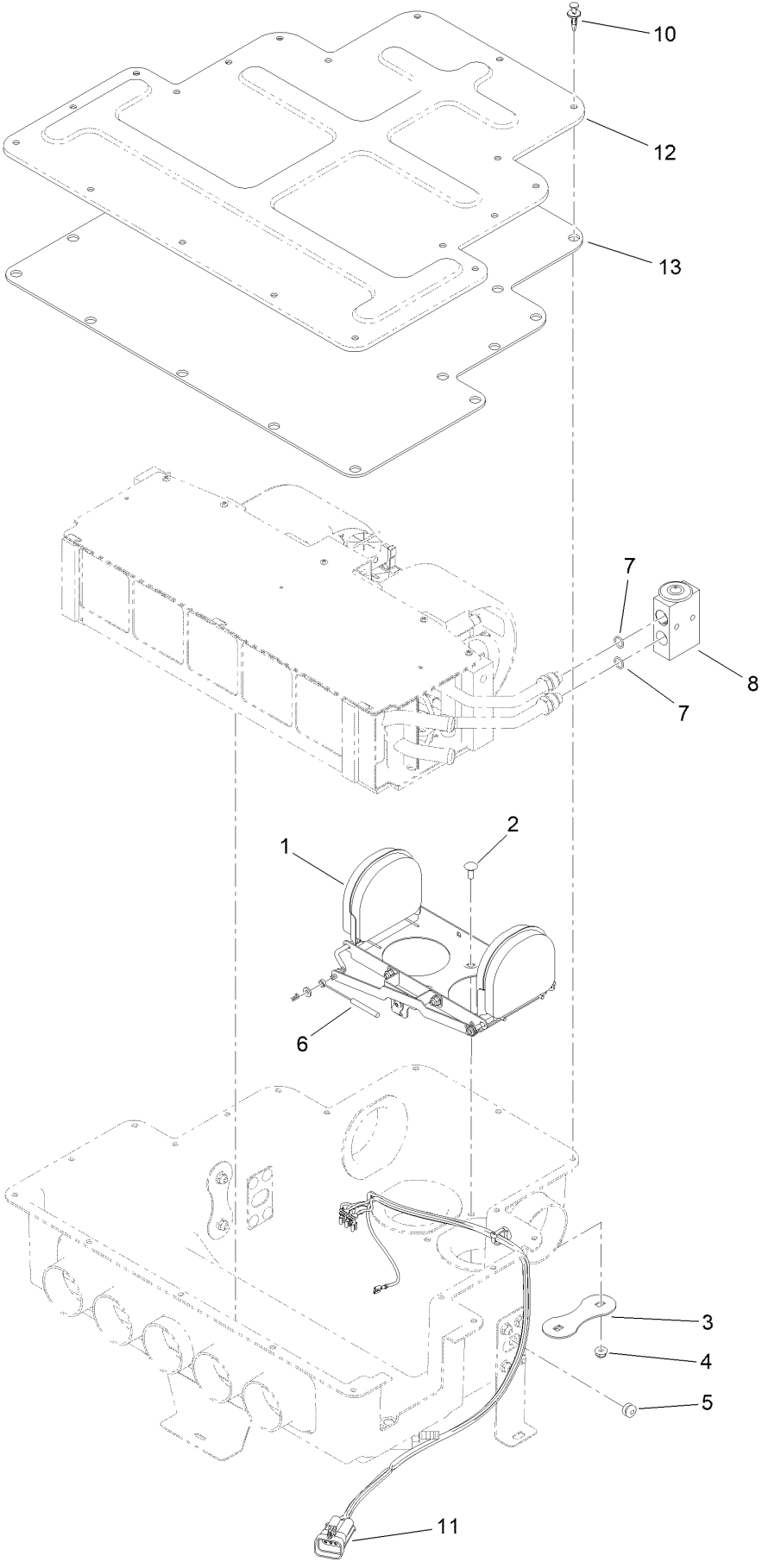
Heat / Air Conditioner Housing Assembly For Cab Model Only



Heat / Air Conditioner Housing Assembly For Cab Model Only (continued)

<i>Ref.</i>	<i>Part Number</i>	<i>Qty.</i>	<i>Description</i>	<i>Ref.</i>	<i>Part Number</i>	<i>Qty.</i>	<i>Description</i>
1	130-5830	1	Housing-Heat/AC	8	125-7504	1	Plate-Backer, Center
2	121-8491	1	Plate-Support	9	130-0554	1	Bracket-Airbox, Center
3	3229-11	12	Screw-CARR	10	130-5601	2	Drain-Lower
4	121-8490	1	Bracket-Mount, Drier	11	108-0342	2	Fitting-Straight
5	104-7201	12	Nut-HF, NI	12	121-6840	4	Washer-Rubber
6	130-5834	2	Bracket-Support	13	107-3041	2	Washer-Flat
7	130-5821	2	Bracket-Airbox, Side	14	130-0293	2	Drain-Upper

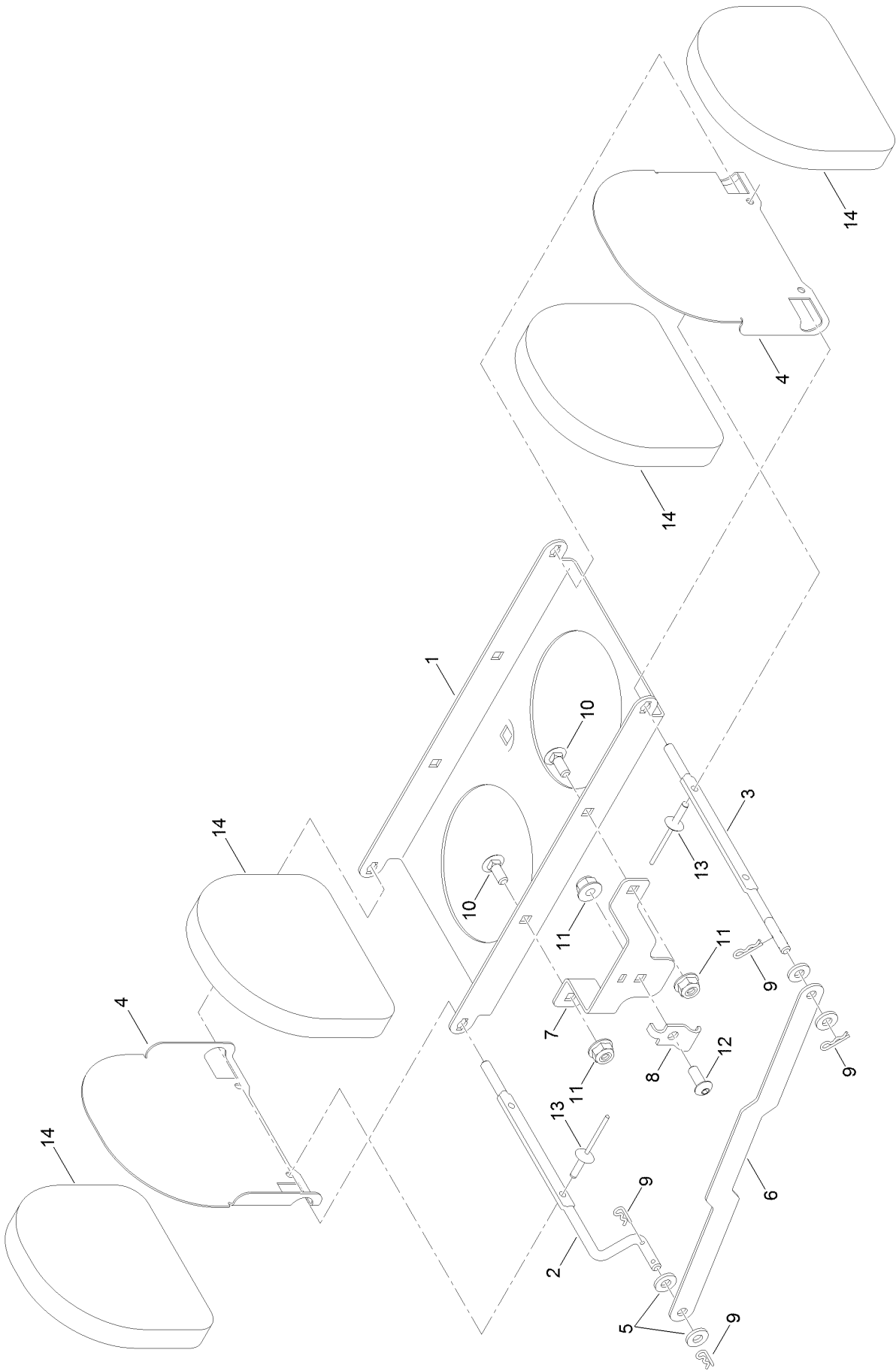
Air Diverter and Expansion Valve Assembly



Air Diverter and Expansion Valve Assembly (continued)

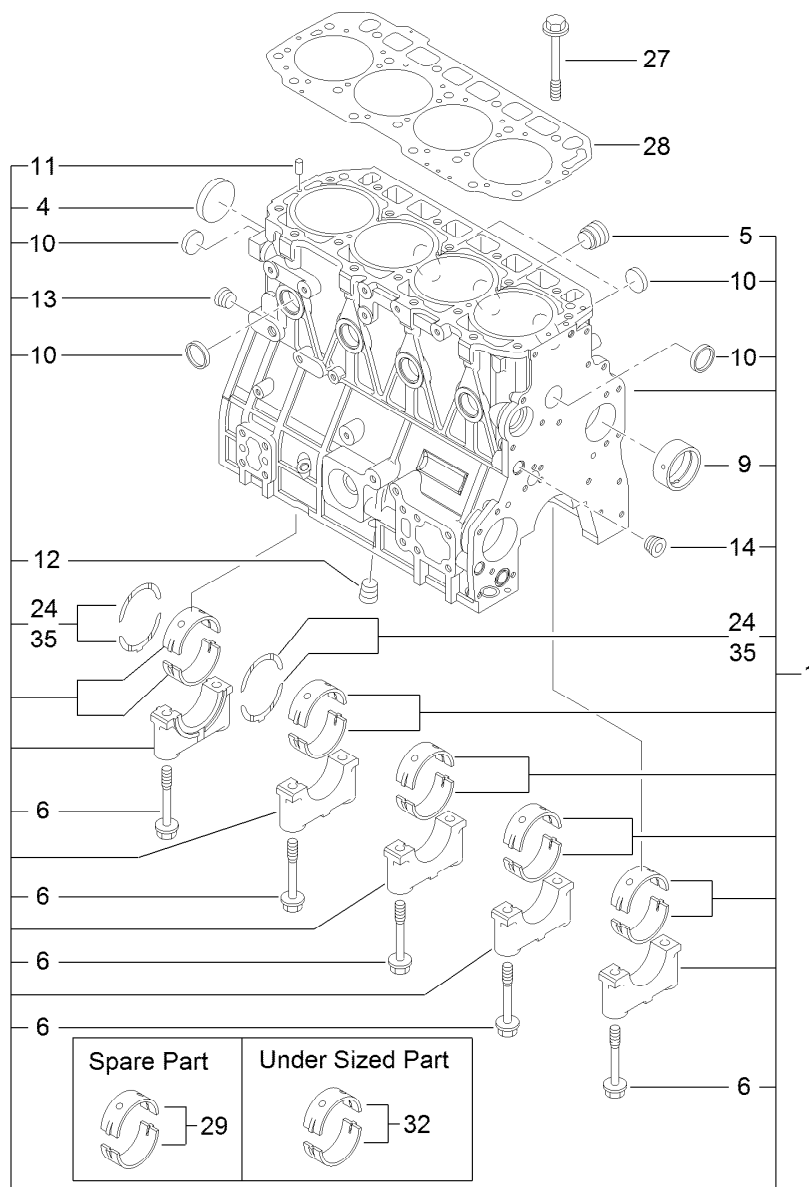
<i>Ref.</i>	<i>Part Number</i>	<i>Qty.</i>	<i>Description</i>	<i>Ref.</i>	<i>Part Number</i>	<i>Qty.</i>	<i>Description</i>
1	121-8369	1	Air Diverter ASM	8	121-8384	1	Valve-Expansion
2	3229-11	2	Screw-CARR	10	125-9622	19	Rivet-Blind
3	121-8491	1	Plate-Support	11	122-0153	1	Harness-Wire, Heat/AC Blower
4	104-7201	2	Nut-HF, NI	12	121-8449	1	Housing-Ventilation, Upper
5	125-7528	1	Grommet-Cable	13	130-5614	1	Insulation-Cover
6	144-3574	1	Cable-Control				
7	125-9524	2	O-Ring				

Air Diverter Assembly No. 121-8369



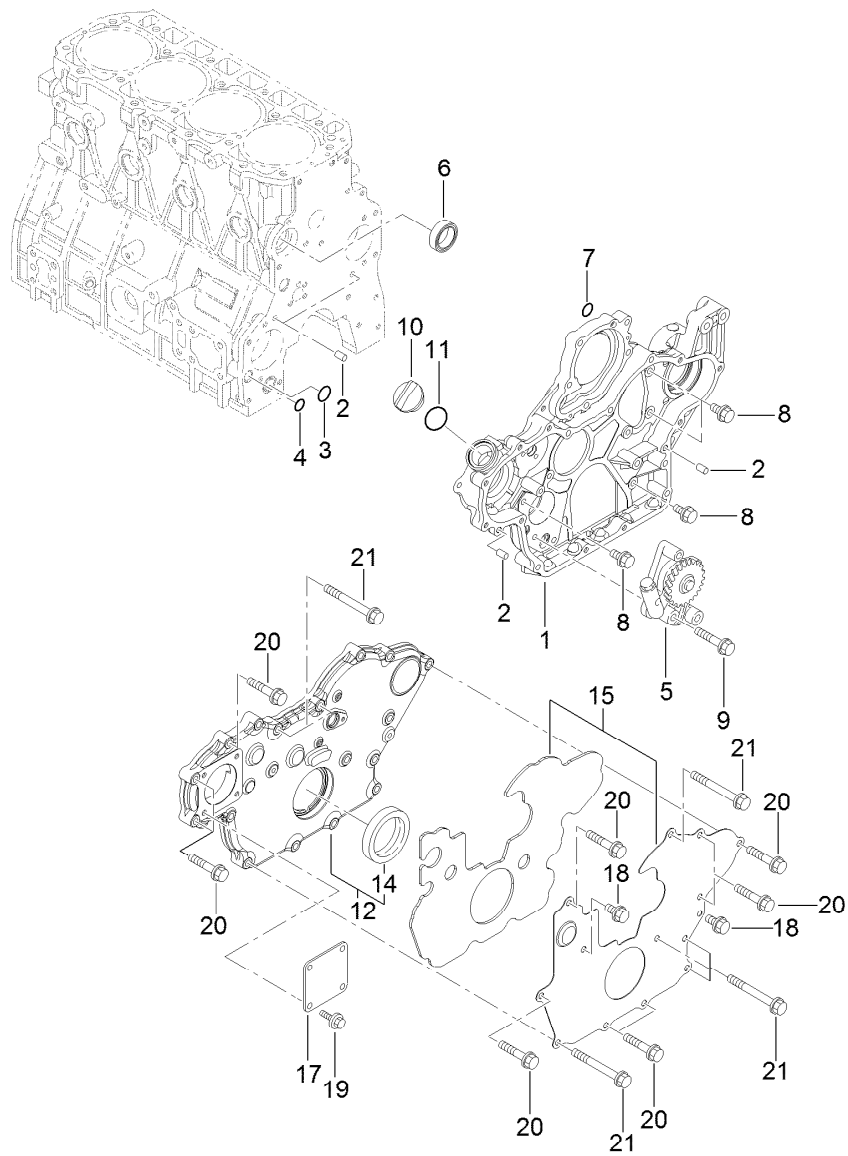
Air Diverter Assembly No. 121-8369 (continued)

<i>Ref.</i>	<i>Part Number</i>	<i>Qty.</i>	<i>Description</i>	<i>Ref.</i>	<i>Part Number</i>	<i>Qty.</i>	<i>Description</i>
1	125-9697	1	Base-Mount	8	613385	1	Clamp-Cable
2	121-8381	1	Shaft-Baffle, RH	9	108-2992	4	Pin-Hair
3	121-8382	1	Shaft-Baffle, LH	10	1-807513	2	Bolt-CARR
4	125-9698	2	Baffle-Air	11	120-4578	3	Nut-HF
5	3256-51	4	Washer-Flat	12	115-9830	1	Screw-HSBH
6	125-9696	1	Link-Baffle	13	3290-271	4	Rivet-Pop
7	121-8374	1	Mount-Cable	14	125-9699	4	Damper-Foam



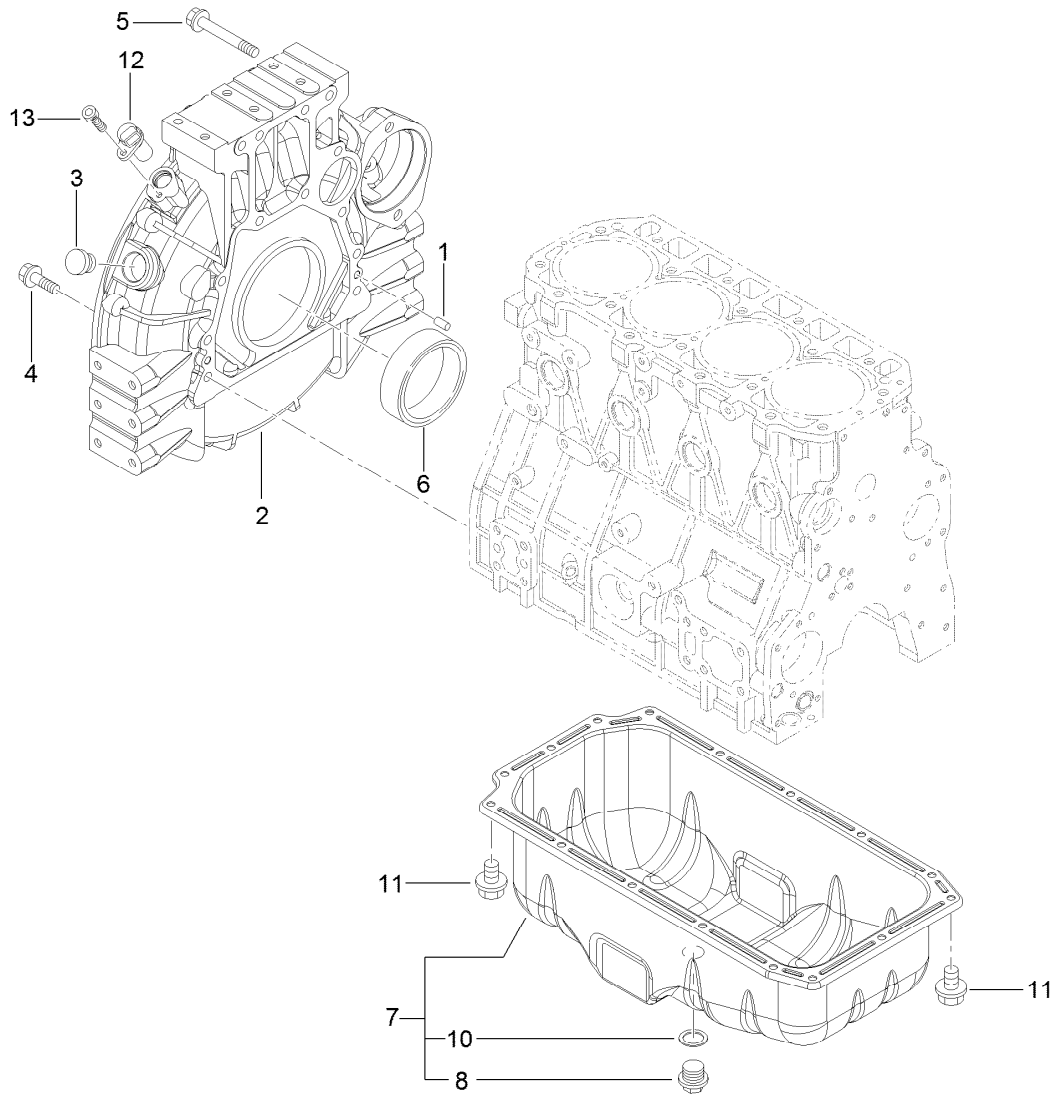
Cylinder Block Assembly

<i>Ref.</i>	<i>Part Number</i>	<i>Qty.</i>	<i>Description</i>	<i>Ref.</i>	<i>Part Number</i>	<i>Qty.</i>	<i>Description</i>
1	133-6785	1	Cylinder Block ASM	13	133-6798	1	Plug
4	133-6627	1	Plug	14	133-6798	1	Plug
5	125-7170	1	Plug	24	133-6631	2	Bearing-Thrust
6	133-6628	10	Bolt	27	133-6626	18	Bolt-Head
9	133-6630	1	Bushing-Camshaft	28	133-6700	1	Gasket-Head, Cylinder
10	133-2507	8	Plug	29	133-2508	5	Bearing-Main
11	125-7184	2	Pin-Spring	32	133-6629	5	Bearing
12	133-6798	1	Plug	35	133-6632	2	Bearing-Thrust



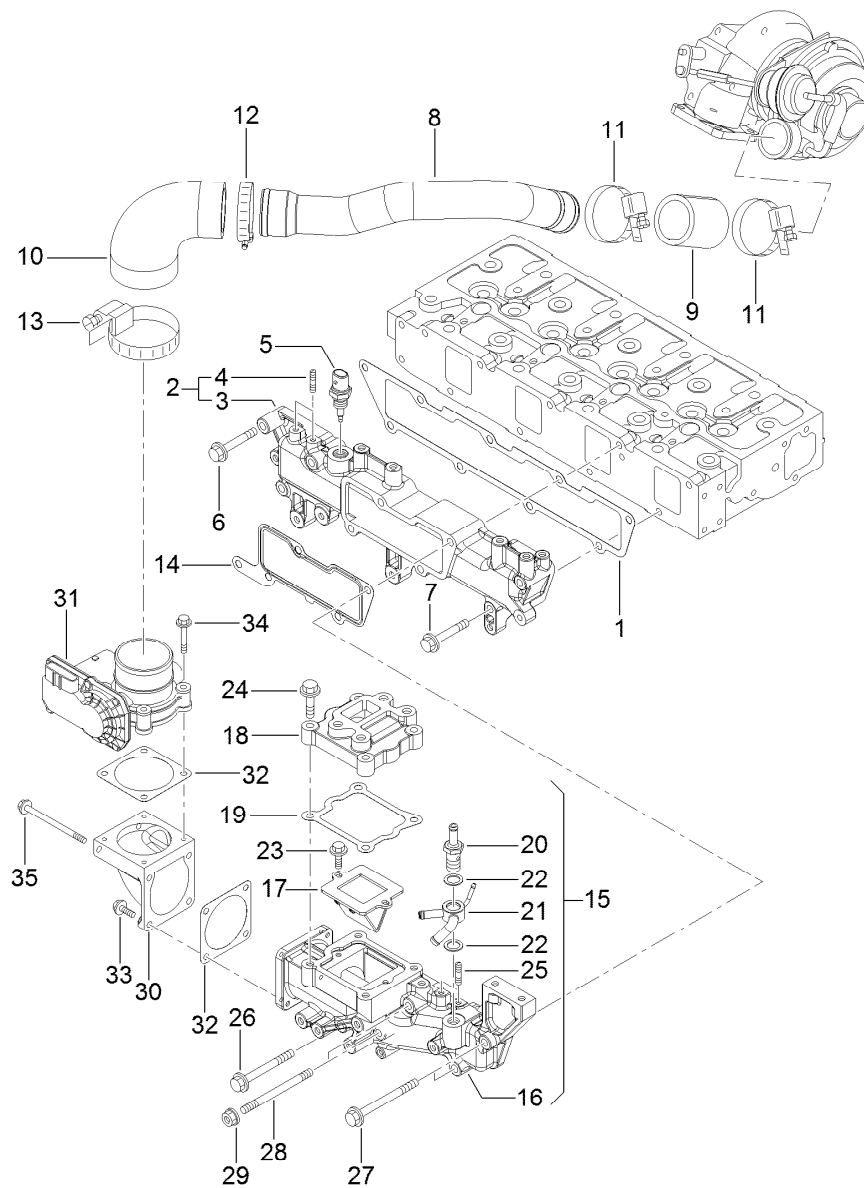
Gear Housing Assembly

<i>Ref.</i>	<i>Part Number</i>	<i>Qty.</i>	<i>Description</i>	<i>Ref.</i>	<i>Part Number</i>	<i>Qty.</i>	<i>Description</i>
1	133-6754	1	Case-Gear	11	125-7197	1	O-Ring
2	125-6995	4	Pin	12	133-6701	1	Gearcase Cover ASM
3	133-6653	1	O-Ring	14	133-6669	1	Seal-Oil
4	133-6654	1	O-Ring	15	133-6703	1	Gearcase Cover ASM
5	133-6664	1	Oil Pump ASM	17	125-6977	1	Cover
6	133-6672	1	Gasket-CW P, Out	18	125-7214	2	Bolt
7	93-0400	1	O-Ring	19	125-7214	4	Bolt
8	125-7214	4	Bolt	20	125-7218	10	Bolt
9	125-7219	3	Bolt	21	133-2492	7	Bolt
10	125-6972	1	Cover-Filler				



Flywheel Housing and Oil Sump Assembly

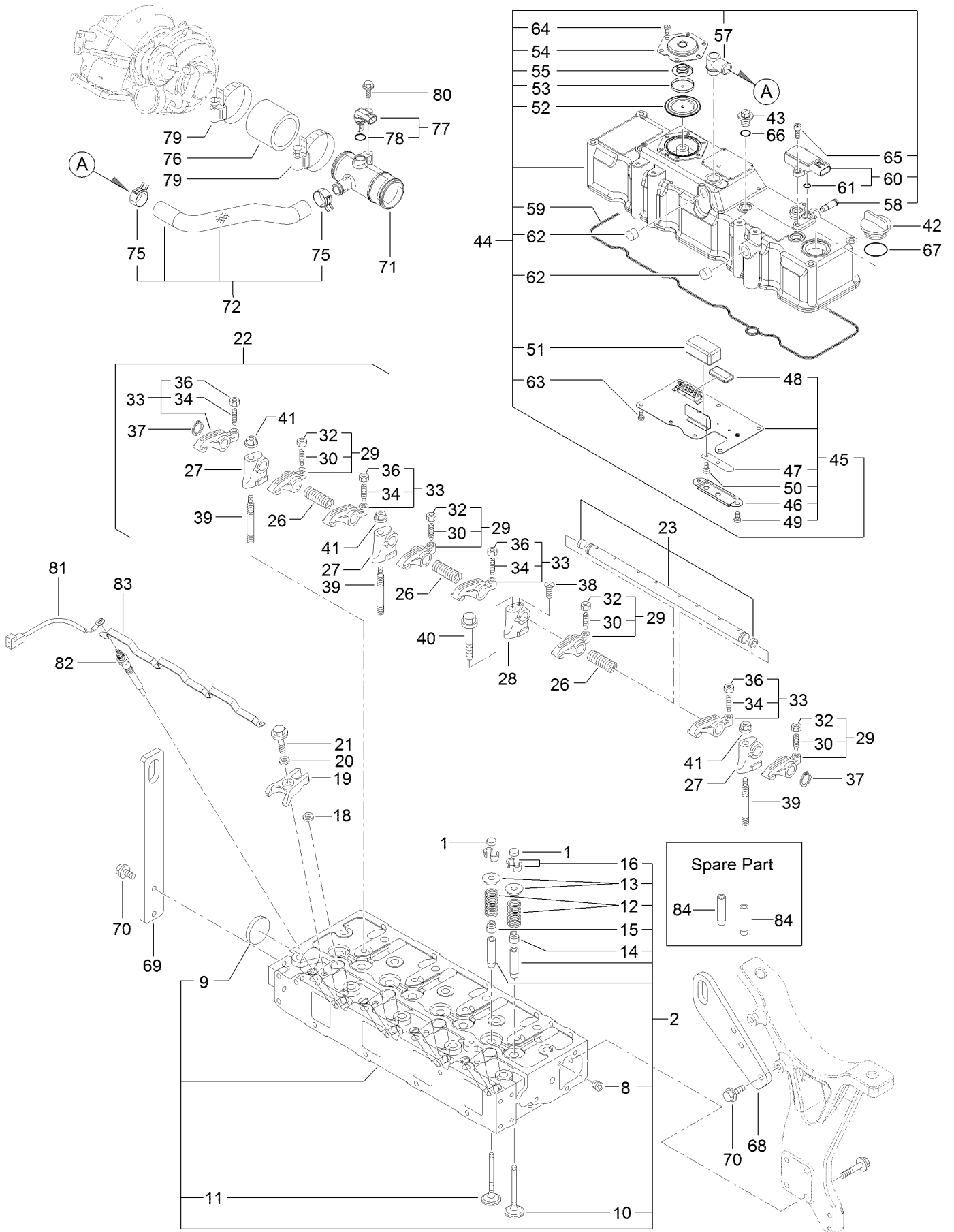
Ref.	Part Number	Qty.	Description
1	125-6995	2	Pin
2	133-6702	1	Housing-Flywheel
3	125-6910	1	Cap
4	133-2499	9	Bolt
5	133-2500	4	Bolt
6	133-6668	1	Seal
7	133-6691	1	Oil Sump ASM
8	125-6912	1	Plug-Drain
10	125-7177	1	Washer-Seal
11	125-7212	16	Bolt
12	127-3062	1	Sensor-Rev, Flywheel
13	127-3184	1	Bolt



Suction Manifold Assembly

Ref.	Part Number	Qty.	Description	Ref.	Part Number	Qty.	Description
1	133-6708	1	Gasket-Manifold	19	133-6717	1	Gasket-V Spacer, E G R
2	133-6758	1	Intake Manifold ASM	20	127-3080	1	Joint-Hose
3	133-6757	1	Manifold-Intake, Air	21	133-6743	1	Joint-Hose
4	127-3180	2	Stud	22	127-3166	2	Washer-Seal
5	127-3031	1	Sensor-Temp, Air	23	125-7207	2	Bolt
6	125-7219	1	Bolt	24	125-7217	4	Bolt
7	125-7221	4	Bolt	25	127-3180	2	Stud
8	133-6764	1	Duct-Intake	26	127-3178	1	Bolt
9	127-3096	1	Joint-Rubber	27	133-2493	2	Bolt
10	133-6765	1	Joint-Hose	28	133-2501	2	Stud
11	127-3170	2	Clamp-Hose	29	125-7229	2	Nut
12	125-7190	1	Clamp-Hose	30	127-3035	1	Bend-Inlet
13	127-3171	1	Clamp-Hose	31	127-3036	1	Body-Throttle
14	133-6709	1	Gasket-Collector	32	127-3037	2	Gasket-Throttle
15	133-6760	1	Collector ASM	33	125-7209	2	Bolt
16	133-6759	1	Collector	34	125-7211	4	Bolt
17	133-6762	1	Valve-Reed	35	127-3177	2	Bolt
18	133-6716	1	Spacer-Valve, E G R				

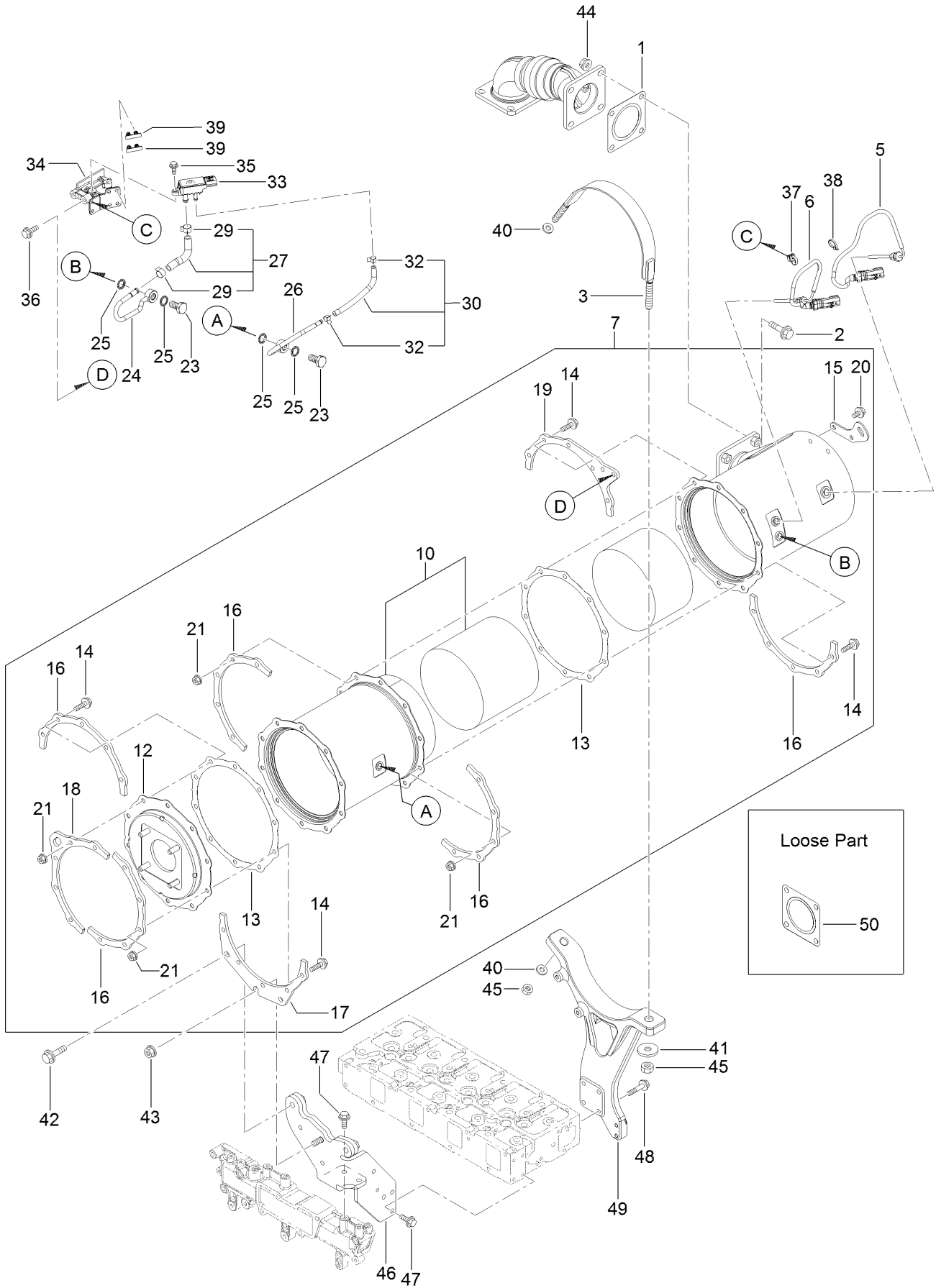
Cylinder Head and Cover Assembly



Cylinder Head and Cover Assembly (continued)

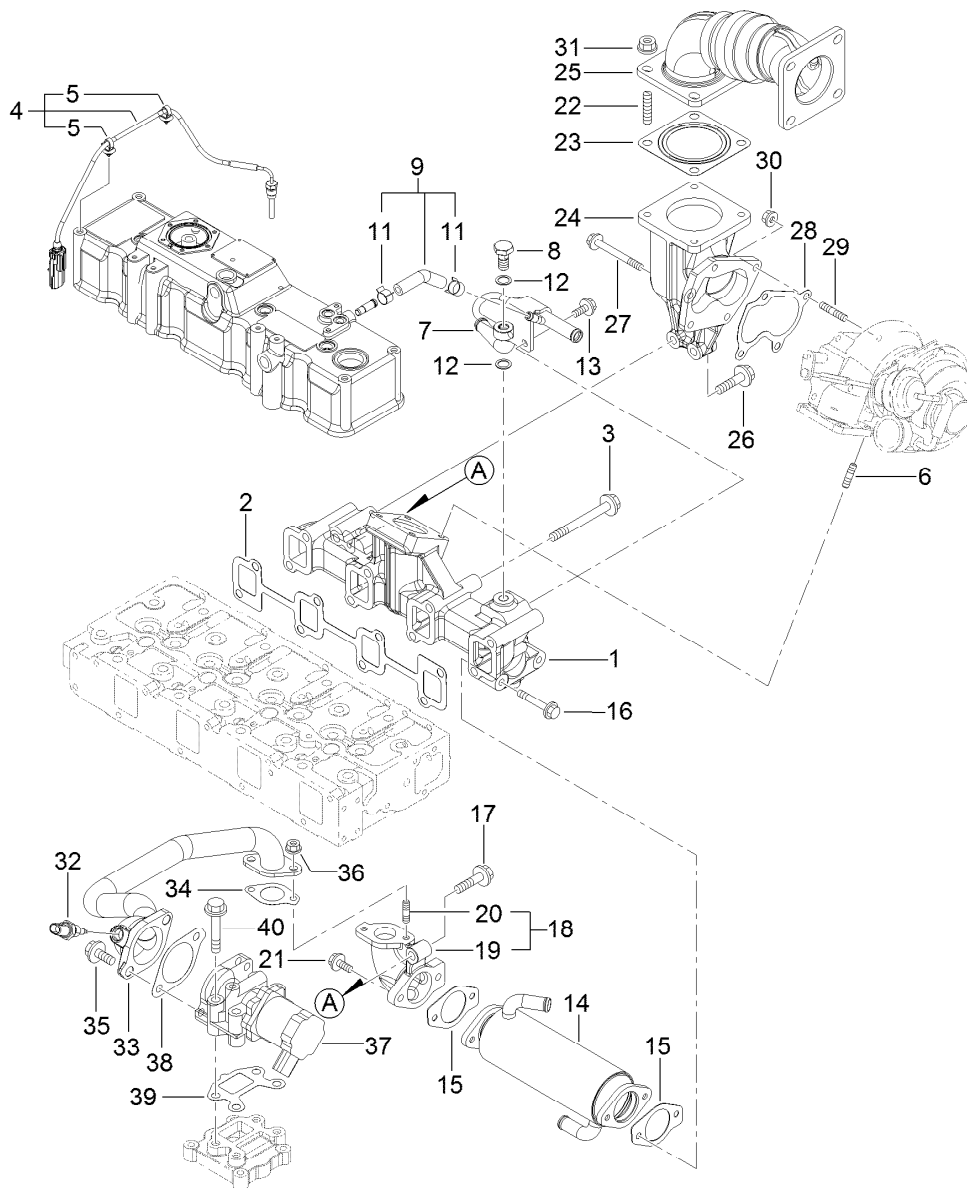
<i>Ref.</i>	<i>Part Number</i>	<i>Qty.</i>	<i>Description</i>	<i>Ref.</i>	<i>Part Number</i>	<i>Qty.</i>	<i>Description</i>
1	127-2996	8	Cap-Valve	47	133-6696	1	Spring-Plate
2	133-6756	1	Cylinder Head ASM	48	133-6661	1	Baffle-Breather
8	133-6797	1	Plug	49	133-2502	2	Screw
9	125-7240	1	Plug	50	133-2505	1	Screw
10	133-6633	4	Valve-Intake	51	125-7118	1	Baffle-Breather
11	133-6634	4	Valve-Exhaust	52	125-6959	1	Diaphragm
12	133-6635	8	Spring-Valve	53	125-6960	1	Plate
13	127-3013	8	Retainer-Spring	54	125-6961	1	Plate-Breather
14	127-2986	4	Seal-Stem, Valve	55	125-6962	1	Spring-Diaphragm
15	127-3027	4	Seal-Stem, Valve	57	133-6603	1	Elbow
16	127-3186	8	Pin-Cotter	58	127-3026	1	Joint
18	127-3021	4	Gasket-Injector	59	132-4907	1	Gasket-Cover, Head
19	133-6707	4	Retainer-Injector	60	127-3029	1	Sensor-Pressure
20	127-2980	4	Washer-Injector	61	127-3032	2	O Ring-Sensor, Pressure
21	125-7217	4	Bolt	62	125-6913	2	Plug
22	133-6636	1	Arm Support ASM	63	125-7186	7	Screw
23	133-6637	1	Rocker Shaft ASM	64	125-7186	6	Screw
26	133-6638	3	Spring-Arm, Rocker	65	127-3184	2	Bolt
27	133-6639	3	Support-Arm, Rocker	66	93-0418	3	O-Ring
28	133-6640	1	Support-Arm, Rocker	67	125-7197	1	O-Ring
29	133-6642	4	Arm-Rocker	68	133-6779	1	Lifter-Engine
30	125-7013	4	Screw-Adjust, Valve	69	133-6695	1	Lifter
32	125-7014	4	Nut	70	125-7595	4	Bolt
33	133-6643	4	Arm-Rocker	71	127-3128	1	Joint-Breather
34	125-7013	4	Screw-Adjust, Valve	72	133-6787	1	Breather Hose ASM
36	125-7014	4	Nut	75	125-7040	2	Clip-Hose
37	133-6794	2	Ring	76	127-3133	1	Hose-Intake
38	133-2503	1	Screw	77	127-3030	1	Sensor-Temp, Air
39	133-6641	3	Stud	78	127-3033	1	O-Ring
40	133-2498	1	Bolt	79	125-7190	2	Clamp-Hose
41	125-7230	3	Nut	80	125-7207	1	Bolt
42	125-6972	1	Cover-Filler	81	131-2704	1	Harness-Wire
43	125-6974	3	Knob	82	127-2991	4	Plug-Glow
44	133-6755	1	Cylinder Head Cover ASM	83	133-6750	1	Connector-Plug, Glow
45	133-6704	1	Plate-Baffle	84	127-2997	8	Guide-Valve
46	133-6705	1	Cover-Plate, Spring				

Diesel Particulate Filter Assembly



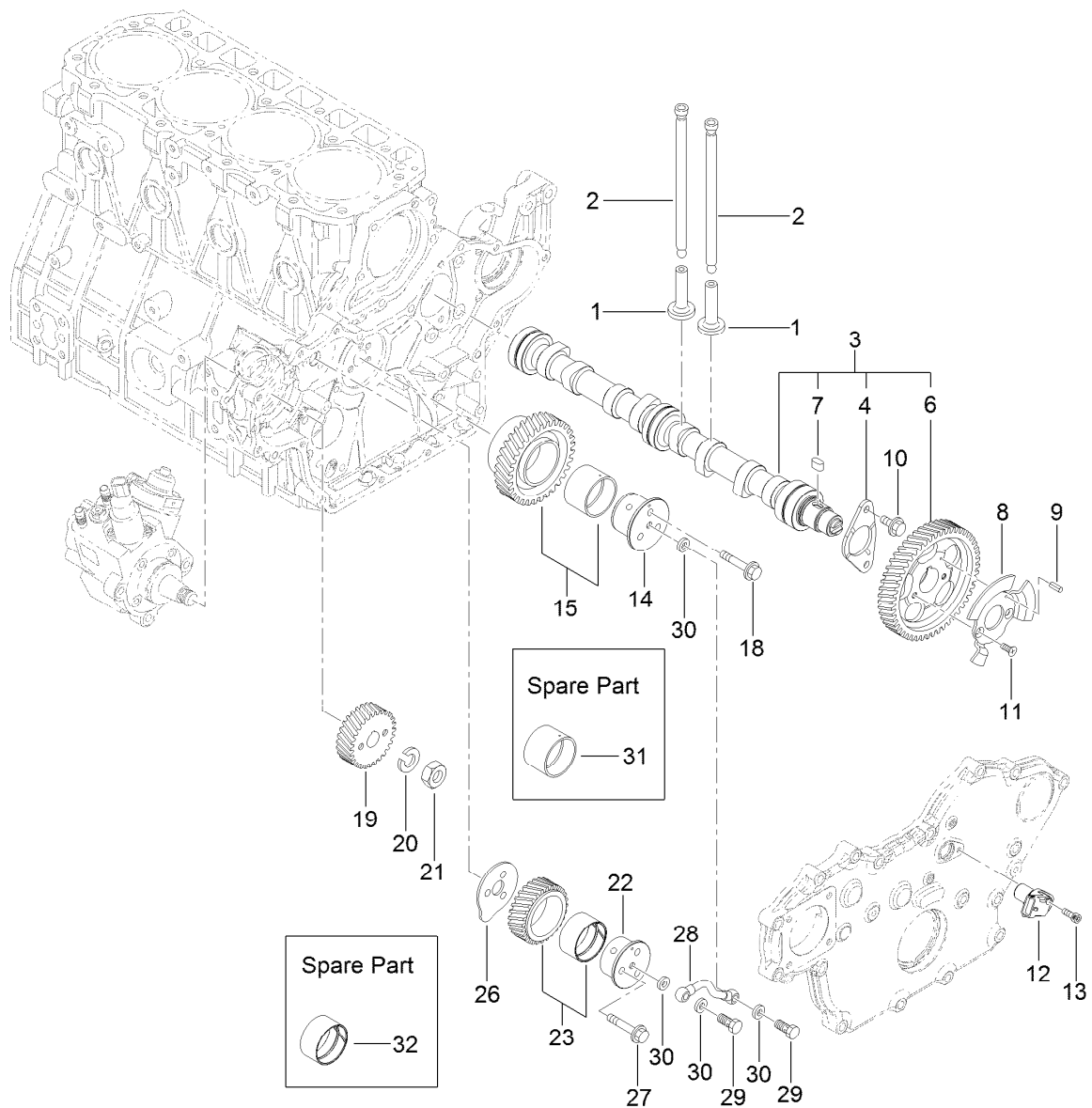
Diesel Particulate Filter Assembly (continued)

<i>Ref.</i>	<i>Part Number</i>	<i>Qty.</i>	<i>Description</i>	<i>Ref.</i>	<i>Part Number</i>	<i>Qty.</i>	<i>Description</i>
1	127-2987	1	Gasket-Silencer	29	127-3057	2	Clip-Hose
2	133-6793	4	Bolt	30	127-3059	1	Exhaust Pressure Hose ASM
3	133-6783	1	Band-D P F	32	127-3058	2	Clip-Hose
5	127-4764	1	Sensor-Temp, Exhaust	33	127-3060	1	Sensor-Pressure
6	127-4765	1	Sensor-Temp, Exhaust	34	133-6773	1	Bracket-Sensor
7	133-6786	1	D P F ASM	35	125-7208	2	Bolt
10	130-8348R	1	Case-Soot Filter, Recon	36	125-7215	2	Bolt
10	130-8348	1	Case-Soot Filter	37	127-3087	1	Band-Clip
12	133-6781	1	Flange-Outlet	38	127-3124	1	Band
13	127-3162	2	Gasket-D P F	39	127-3088	2	Clip-Connector
14	127-3055	20	Bolt	40	93-0417	2	Washer
15	127-3144	1	Lifter-D P F	41	93-0417	1	Washer
16	127-3145	5	Stiffener-D P F, A	42	133-2497	2	Bolt
17	133-6728	1	Stiffener-D P F, B	43	125-7230	1	Nut
18	127-3147	1	Stiffener-D P F, C	44	125-7230	4	Nut
19	133-6699	1	Stiffener-D P F, C	45	133-2506	2	Nut
20	125-7213	2	Bolt	46	133-6774	1	Stay-D P F
21	125-7229	20	Nut	47	125-7595	5	Bolt
23	127-3039	2	Bolt-Joint, Pipe	48	133-6715	4	Bolt
24	133-6775	1	Exhaust Pressure Pipe ASM	49	133-6782	1	Stay-D P F
25	127-3056	4	Gasket-Sensor	50	127-2987	1	Gasket-Silencer
26	133-6776	1	Exhaust Pressure Pipe ASM				
27	133-6777	1	Exhaust Pressure Hose ASM				



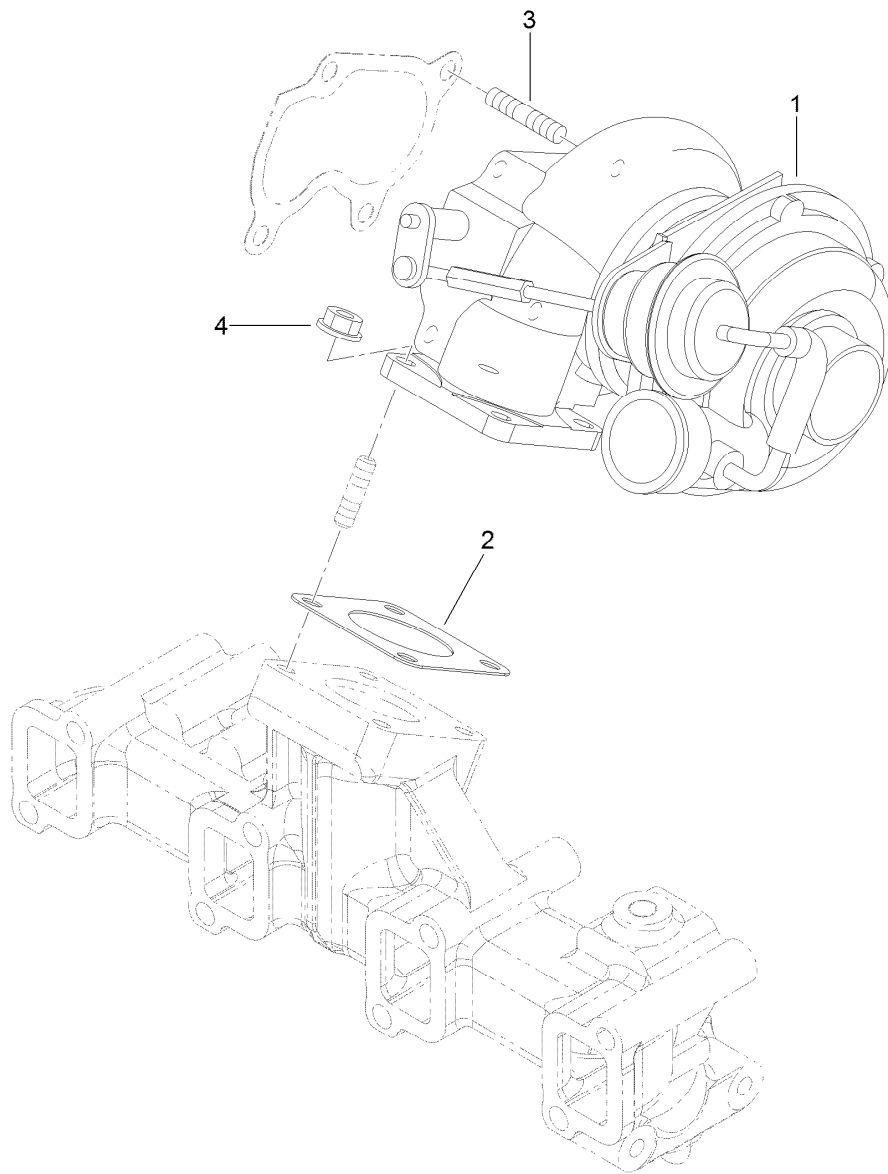
Exhaust Manifold Assembly

Ref.	Part Number	Qty.	Description	Ref.	Part Number	Qty.	Description
1	133-6761	1	Manifold-Exhaust	21	125-7595	2	Bolt
2	133-6710	1	Gasket-Manifold	22	127-2984	4	Stud
3	133-6791	8	Bolt	23	127-2987	1	Gasket-Silencer
4	133-6718	1	Sensor-Temp, Exhaust	24	133-6697	1	Pipe-Exhaust
5	127-3087	2	Band-Clip	25	133-6788	1	Pipe-Exhaust
6	125-7043	4	Stud	26	133-6792	2	Bolt
7	133-6711	1	Pipe-Pressure, Exhaust	27	133-6606	1	Bolt
8	127-3039	1	Bolt-Joint, Pipe	28	133-6619	1	Gasket
9	133-6712	1	Exhaust Pressure Hose ASM	29	125-6906	3	Stud
11	127-3041	2	Clip-Hose	30	125-7229	3	Nut
12	127-3174	2	Gasket	31	125-7230	4	Nut
13	125-7214	2	Bolt	32	127-3047	1	Sensor-Gas Temp, E G R
14	133-6713	1	Cooler-E G R	33	133-6719	1	E G R Pipe ASM
15	133-6698	2	Gasket-Cooler, E G R	34	127-3016	1	Gasket
16	133-6714	2	Bolt	35	133-2496	2	Bolt
17	133-6792	1	Bolt	36	125-7229	2	Nut
18	133-6720	1	E G R-C Out Bend ASM	37	133-6722	1	Valve-E G R
19	133-6721	1	Bend-Out, E G R-C	38	133-6723	1	Gasket-In, E G R-V
20	125-7043	2	Stud	39	133-6724	1	Gasket-Out, E G R-V
				40	93-0479	4	Bolt



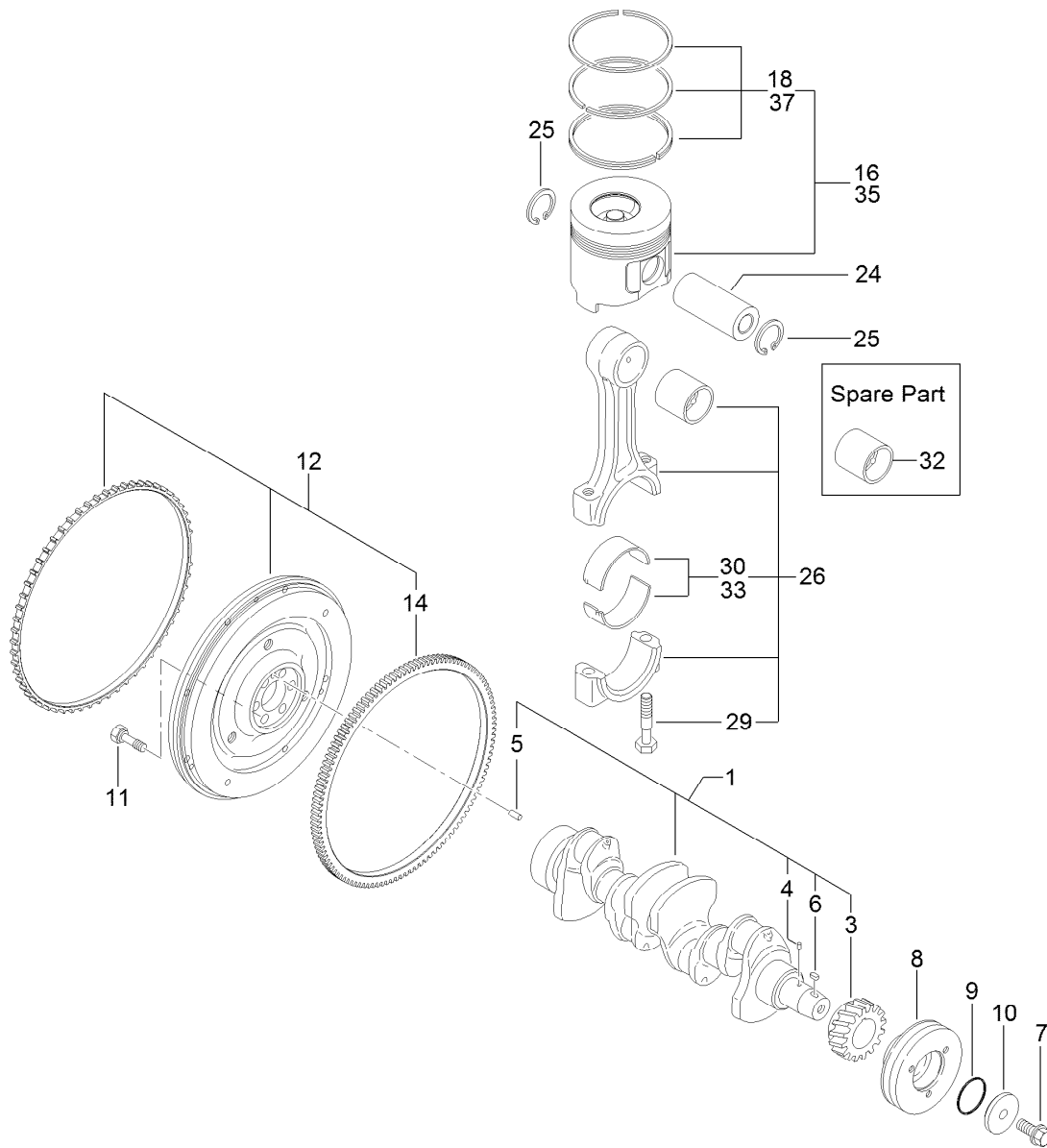
Camshaft and Driving Gear Assembly

Ref.	Part Number	Qty.	Description	Ref.	Part Number	Qty.	Description
1	125-7016	8	Tappet	18	125-7220	3	Bolt
2	133-6644	8	Rod-Push	19	133-6737	1	Gear-Pump, Supply
3	133-6726	1	Cam Shaft ASM	20	127-3167	1	Washer-Spring
4	125-7008	1	Metal-Thrust	21	127-3185	1	Nut-Lock
6	133-6725	1	Gear-Camshaft	22	133-6732	1	Shaft-Gear B, Idle
7	125-7185	1	Key	23	133-6734	1	Idle Gear B ASM
8	133-6727	1	Pulser-Gear, Cam	26	133-6735	1	Plate-Shaft B, Idle
9	125-7182	1	Pin-Spring	27	125-7219	3	Bolt
10	125-7213	2	Bolt	28	133-6736	1	L O Pipe ASM
11	133-2504	2	Screw	29	133-6600	2	Bolt-Joint, Pipe
12	127-3054	1	Sensor-Rev, Gear	30	125-7174	4	Washer-Seal
13	127-3184	1	Bolt	31	133-6624	1	Bushing-Gear, Idle
14	133-6731	1	Shaft-Gear A, Idle	32	133-6733	1	Bushing
15	133-6652	1	Idle Gear ASM				



Turbine Assembly

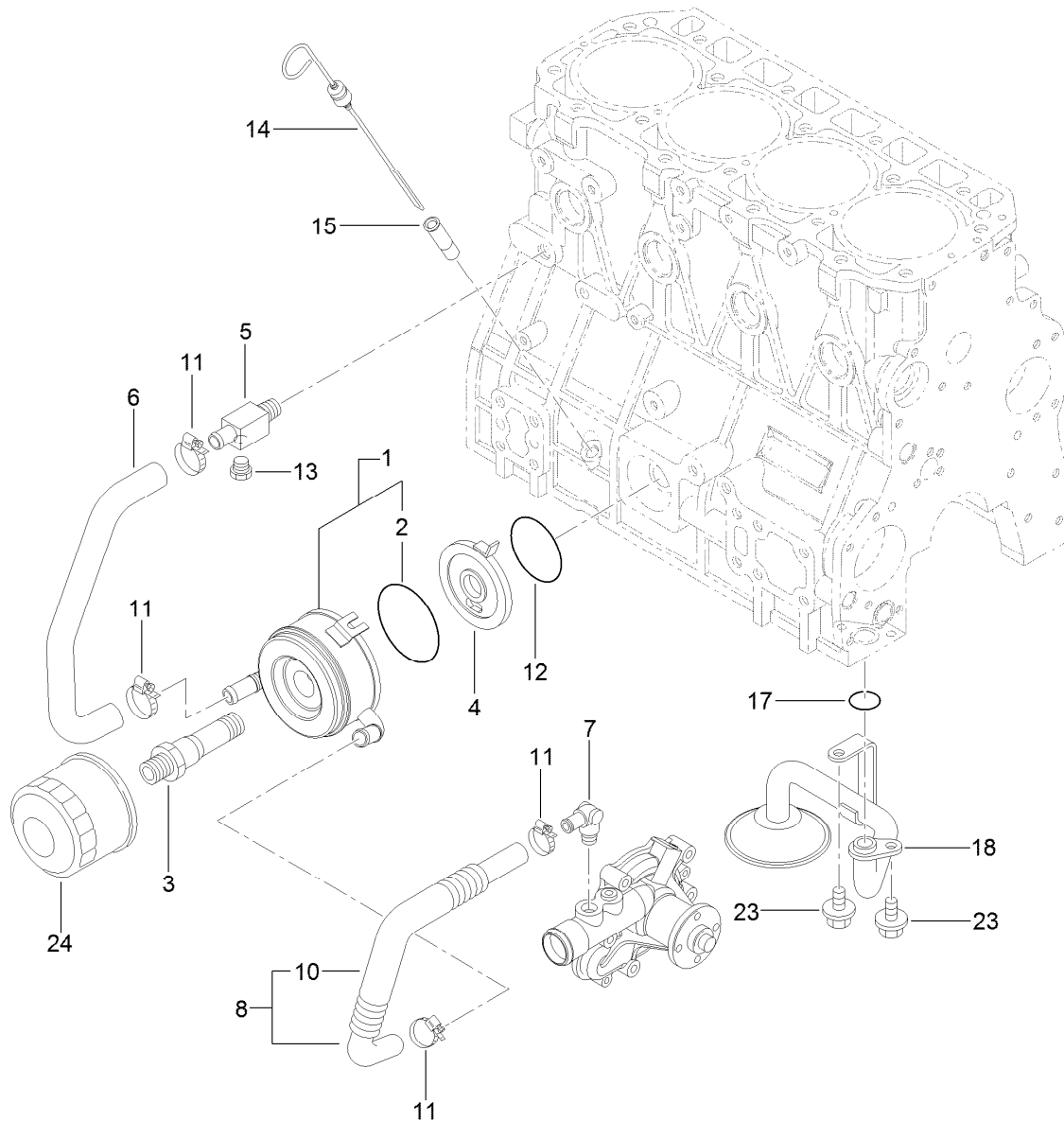
<i>Ref.</i>	<i>Part Number</i>	<i>Qty.</i>	<i>Description</i>
1	133-6763	1	Turbocharger-R H F5
2	133-6625	1	Gasket
3	125-6906	4	Stud
4	125-7229	4	Nut



Crankshaft and Piston Assembly

<i>Ref.</i>	<i>Part Number</i>	<i>Qty.</i>	<i>Description</i>
1	133-6663	1	Crankshaft ASM
3	133-6645	1	Gear-Crankshaft
4	133-6611	1	Pin
5	133-6612	1	Pin-Parallel
6	125-7185	1	Key
7	133-6670	1	Bolt
8	133-6662	1	Pulley-V
9	133-6693	1	Packing-Washer
10	133-6694	1	Washer-Pulley, V
11	133-6610	6	Bolt-Flywheel
12	133-6778	1	Flywheel ASM
14	133-6646	1	Gear-Ring

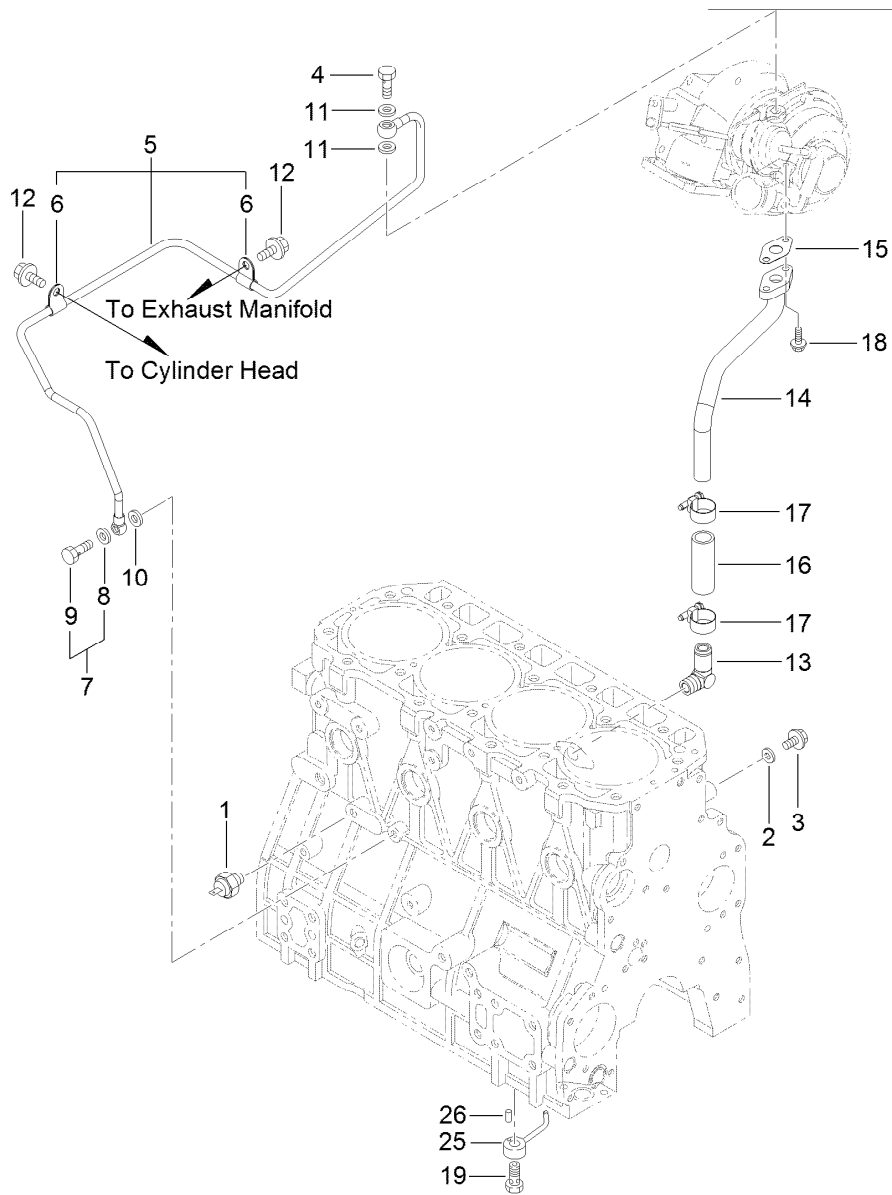
<i>Ref.</i>	<i>Part Number</i>	<i>Qty.</i>	<i>Description</i>
16	133-6766	4	Piston ASM
18	133-6729	4	Ring ASM
24	133-6607	4	Pin-Piston
25	133-6795	8	Ring
26	133-6647	4	Connecting Rod ASM
29	133-6648	8	Bolt-Rod, Connecting
30	133-6649	4	Bearing-Pin, Crank
32	133-6651	4	Bearing-Pin, Piston
33	133-6650	4	Bearing
35	133-6767	4	Piston ASM
37	133-6730	4	Ring ASM



Lubrication and Oil System Assembly

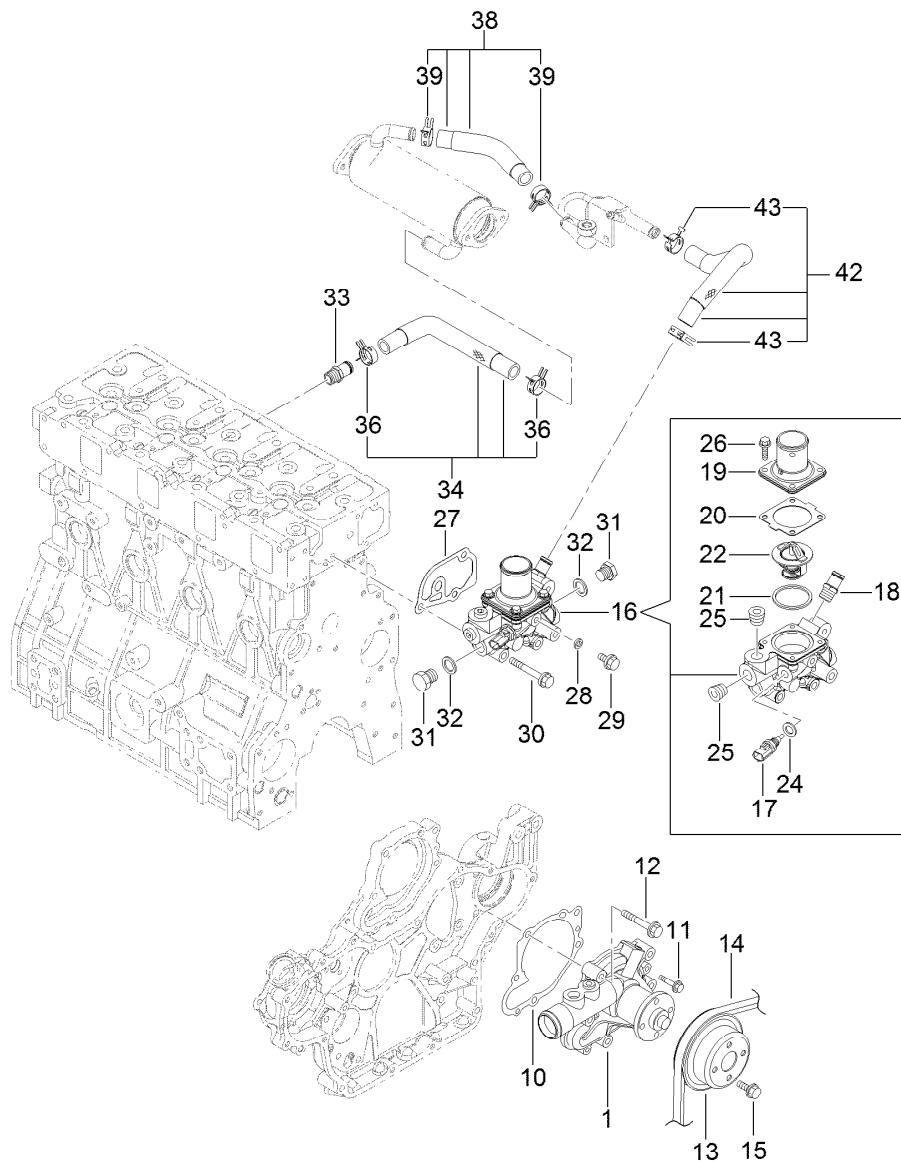
Ref.	Part Number	Qty.	Description
1	127-3014	1	Cooler ASM
2	127-2985	1	O-Ring
3	133-6622	1	Bolt-Cooler
4	127-3015	1	Bracket-Cooler
5	125-6990	1	Joint
6	133-6667	1	Pipe-Water
7	127-3003	1	Elbow
8	133-6620	1	Pipe-Water
10	133-6621	1	Tube-Corrugated

Ref.	Part Number	Qty.	Description
11	125-7188	4	Clamp-Hose
12	127-3176	1	O-Ring
13	125-7171	1	Plug-Drain
14	133-6655	1	Dipstick-Oil
15	125-6954	1	Guide-Dipstick
17	133-6653	1	O-Ring
18	133-6656	1	Oil Inlet Pipe ASM
23	125-7212	2	Bolt
24	125-7025	1	Filter-Engine, Oil



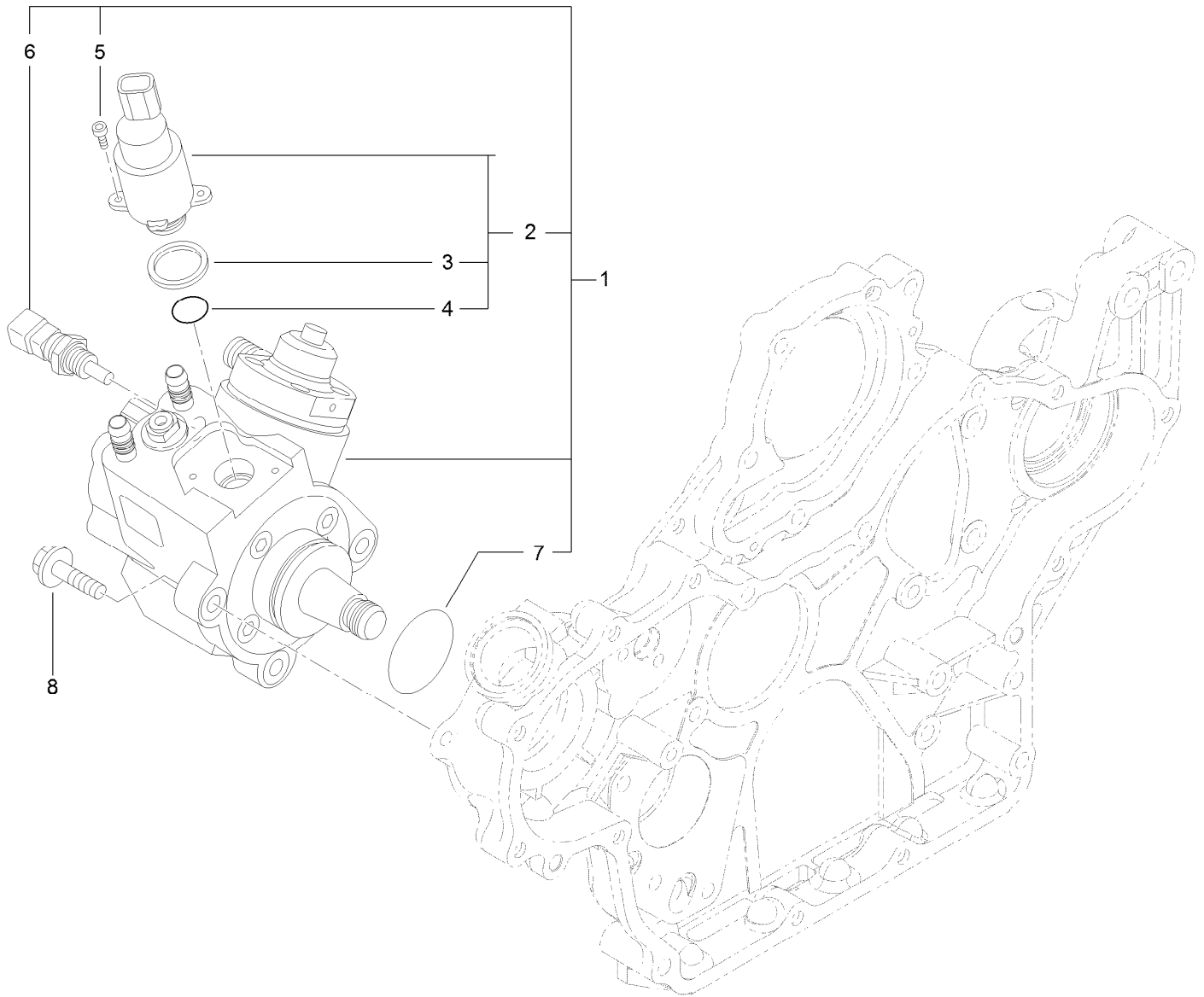
Lubrication Oil Pipe Assembly

<i>Ref.</i>	<i>Part Number</i>	<i>Qty.</i>	<i>Description</i>	<i>Ref.</i>	<i>Part Number</i>	<i>Qty.</i>	<i>Description</i>
1	125-6918	1	Switch-Oil	12	125-7212	2	Bolt
2	125-7174	1	Washer-Seal	13	125-6971	1	Elbow
3	125-7212	1	Bolt	14	133-6769	1	Pipe-L O Return T/C
4	125-6952	1	Bolt-Joint, Pipe	15	133-6666	1	Gasket
5	133-6768	1	L O Pipe ASM	16	125-6958	1	Hose
6	133-6623	2	Retainer	17	125-7188	2	Clamp-Hose
7	125-6988	1	Joint Bolt ASM	18	125-7208	2	Bolt
8	125-7174	1	Washer-Seal	19	133-6665	4	Check Valve ASM
9	125-7194	1	Bolt-Joint	25	133-6602	4	Nozzle
10	125-7174	2	Washer-Seal	26	125-7182	4	Pin-Spring
11	125-7193	2	Gasket				



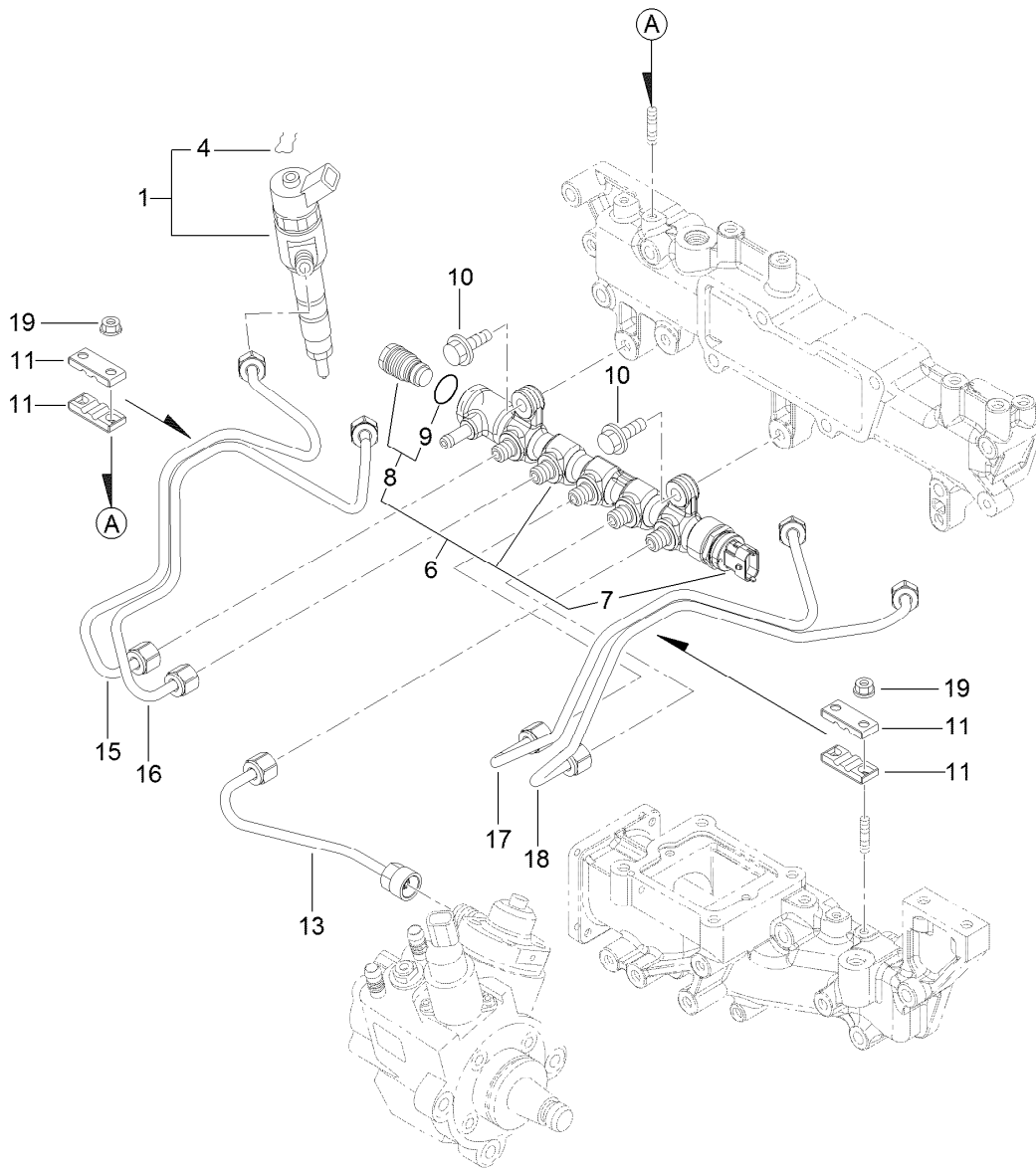
Cooling Water System Assembly

Ref.	Part Number	Qty.	Description	Ref.	Part Number	Qty.	Description
1	133-6657	1	Water Pump ASM	25	133-6796	2	Plug
10	133-6658	1	Gasket-Pump, Water	26	125-7209	4	Bolt
11	131-2739	2	Bolt	27	133-6660	1	Gasket
12	125-7221	5	Bolt	28	125-7192	1	Gasket
13	133-6659	1	V Pulley-Pump, CW	29	125-7212	1	Bolt
14	133-6799	1	V-Belt	30	125-7222	3	Bolt
15	133-2495	4	Bolt	31	125-6953	2	Plug
16	133-6740	1	Thermostat Case ASM	32	125-6979	2	Gasket
17	125-7124	1	Sensor-Thermostat, CW	33	127-3017	1	Joint
18	127-3017	1	Joint	34	133-6738	1	E G R-C In Hose ASM
19	133-6671	1	Cover-Thermostat	36	127-3020	2	Clip-Hose
20	133-6613	1	Gasket-Thermostat	38	133-6739	1	E G R-C Out A Hose ASM
21	133-6614	1	Gasket-Thermostat	39	127-3020	2	Clip-Hose
22	133-6615	1	Thermostat	42	133-6784	1	E G R-C Out B Hose ASM
24	125-7176	1	Washer-Seal	43	127-3020	2	Clip-Hose



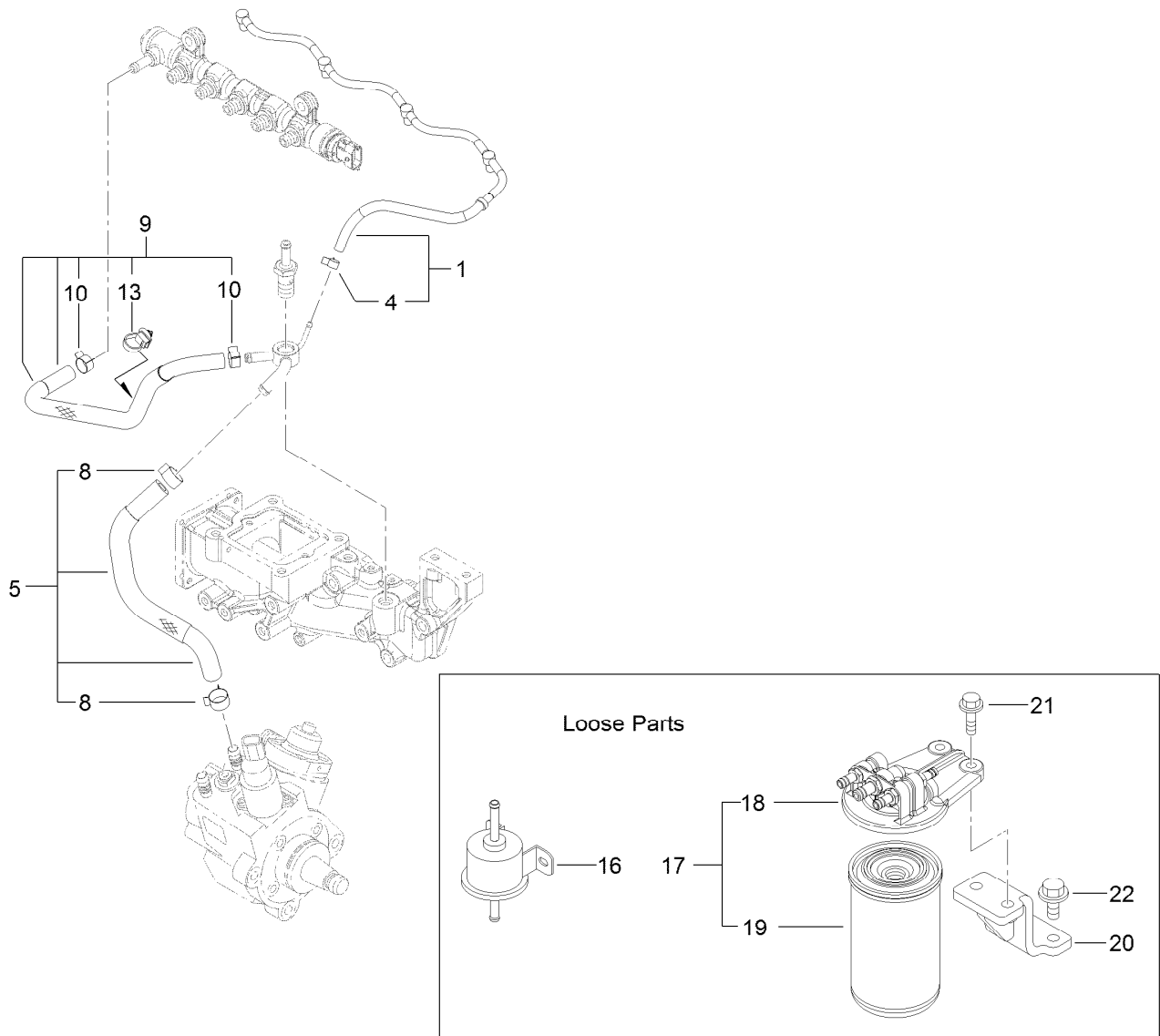
Fuel Supply Pump Assembly

<i>Ref.</i>	<i>Part Number</i>	<i>Qty.</i>	<i>Description</i>
1	127-3073	1	Fuel Pump ASM
2	131-2103	1	Valve ASM
3	131-2105	1	Ring-Sealing
4	131-2106	1	O-Ring
5	131-2107	2	Bolt
6	131-2108	1	Sensor-Temperature
7	127-3074	1	O-Ring
8	125-7216	3	Bolt



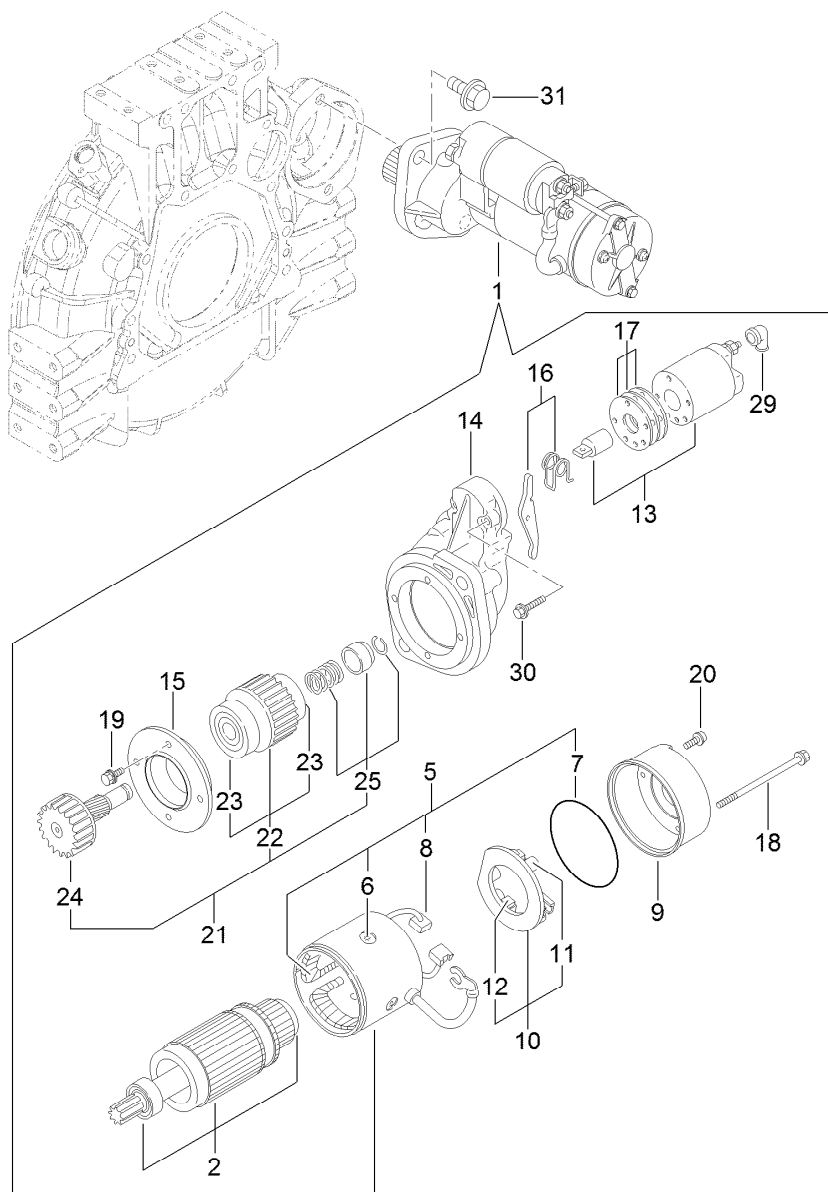
Fuel Injection Valve Assembly

Ref.	Part Number	Qty.	Description
1	133-6770	4	Injector-C R
4	130-7430	4	Ring-Retaining
6	127-3118	1	Rail ASM
7	131-2709	1	Sensor-Pressure, Rail
8	131-2710	1	Valve ASM
9	130-7433	1	O-Ring
10	125-7215	2	Bolt
11	127-2982	4	Retainer
13	133-6745	1	Rail Injector Pipe ASM
15	133-6746	1	Injector No 1 Pipe ASM
16	133-6747	1	Injector No 2 Pipe ASM
17	133-6748	1	Injector No 3 Pipe ASM
18	133-6749	1	Injector No 4 Pipe ASM
19	125-7231	4	Nut



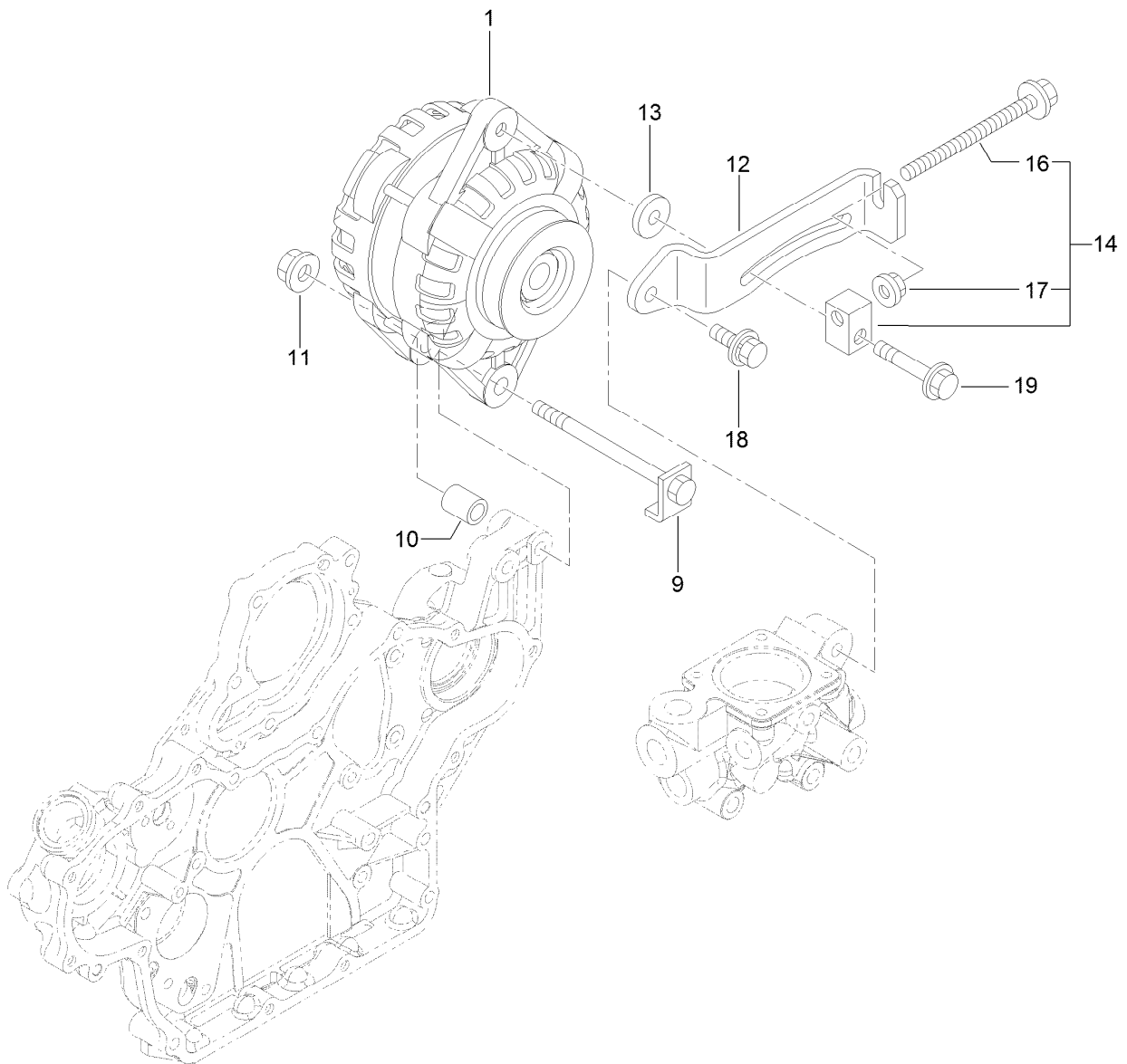
Fuel Pipe Assembly

Ref.	Part Number	Qty.	Description
1	133-6744	1	Fuel/Oil Return Pipe ASM
4	127-3172	1	Clamp-Hose
5	133-6741	1	Fuel/Oil Return Hose ASM
8	125-7191	2	Clamp-Hose
9	133-6742	1	Fuel/Oil Return Hose ASM
10	127-2950	2	Clip-Hose
13	127-3087	1	Band-Clip
16	121-5613	1	Pump-Fuel, Electric
17	127-3075	1	Fuel/Oil Filter ASM
18	127-3076	1	Fuel/Oil Filter Bracket ASM
19	125-8752	1	Filter-Fuel/Oil
20	131-2731	1	Bracket-Filter, Fuel
21	125-7216	2	Bolt
22	133-2496	2	Bolt



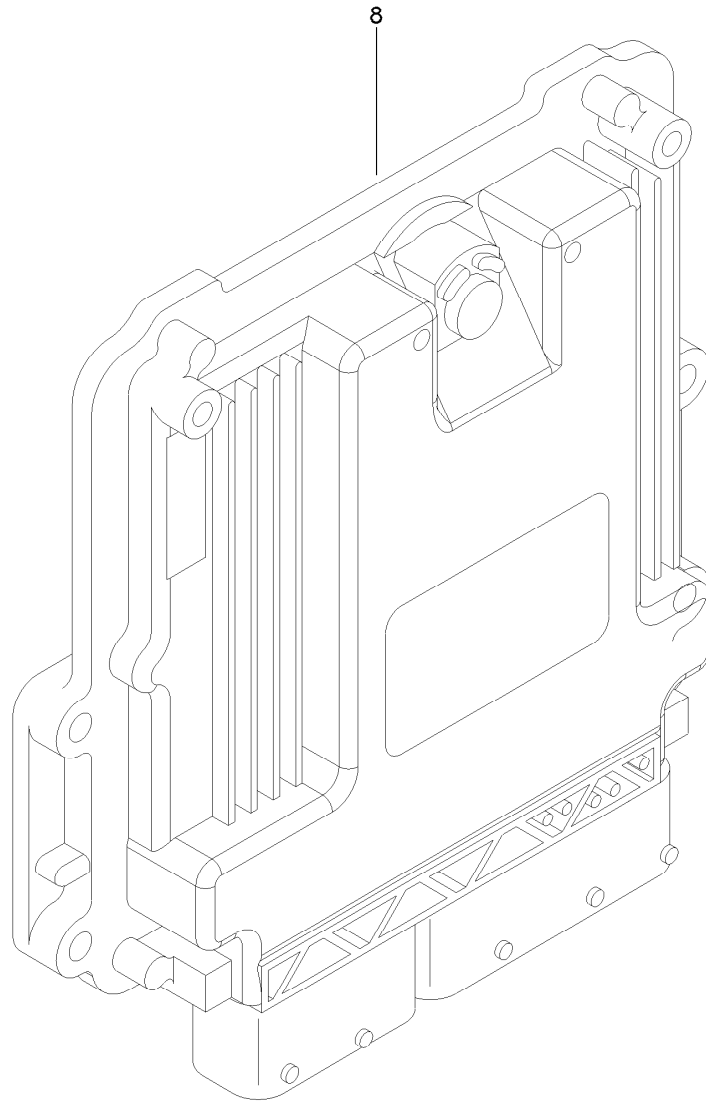
Starter Motor Assembly

<i>Ref.</i>	<i>Part Number</i>	<i>Qty.</i>	<i>Description</i>	<i>Ref.</i>	<i>Part Number</i>	<i>Qty.</i>	<i>Description</i>
1	133-6673	1	Starter	16	133-6686	1	Lever Set
2	133-6674	1	Armature ASM	17	133-6687	1	Dust Cover ASM
5	133-6675	1	Field Coil ASM	18	133-6688	2	Bolt-Through
6	133-6676	4	Screw	19	133-6689	4	Bolt
7	133-6677	1	O-Ring	20	133-6690	2	Screw
8	133-6678	2	Brush	21	133-6616	1	Pinion ASM
9	133-6679	1	Cover	22	133-6617	1	Clutch ASM
10	133-6680	1	Brush Holder ASM	23	133-2510	2	Bearing-Ball
11	133-6681	1	Spring	24	133-6618	1	Shaft
12	133-6682	2	Brush	25	133-6604	1	Stopper Kit
13	133-6683	1	Switch ASM	29	133-6609	1	Cover-Terminal
14	133-6684	1	Case-Gear	30	133-6601	2	Bolt
15	133-6685	1	Retainer	31	125-7225	2	Bolt



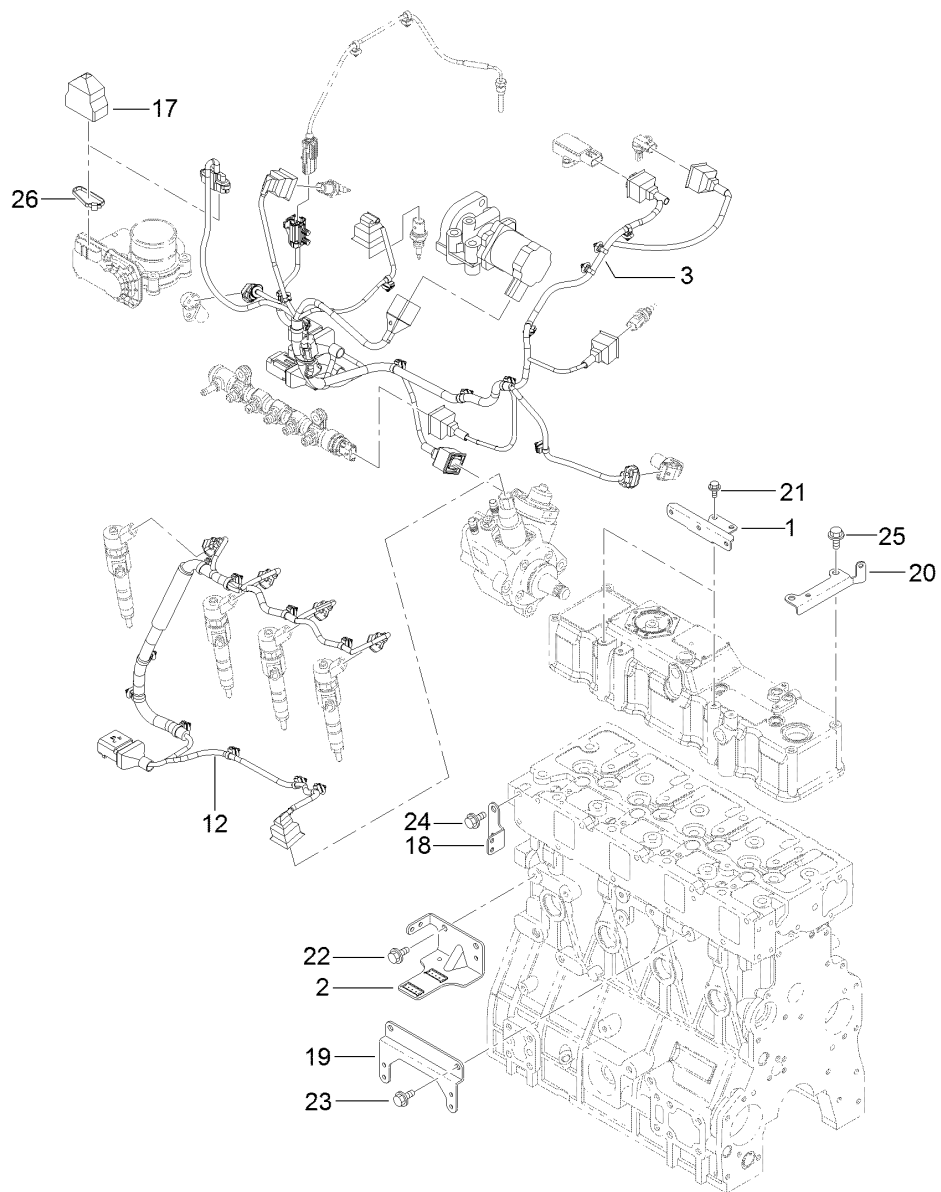
Generator Assembly

Ref.	Part Number	Qty.	Description
1	125-7120	1	Alternator-12V
9	125-7121	1	Bolt-Stopper
10	125-7122	1	Piece-Distance
11	125-7230	1	Nut
12	133-6692	1	Adjuster
13	133-6608	1	Spacer
14	133-6605	1	Adjuster Block ASM
16	133-2494	1	Bolt
17	125-7229	1	Nut
18	133-2491	1	Bolt
19	125-7219	1	Bolt



Electronic Control Unit Assembly

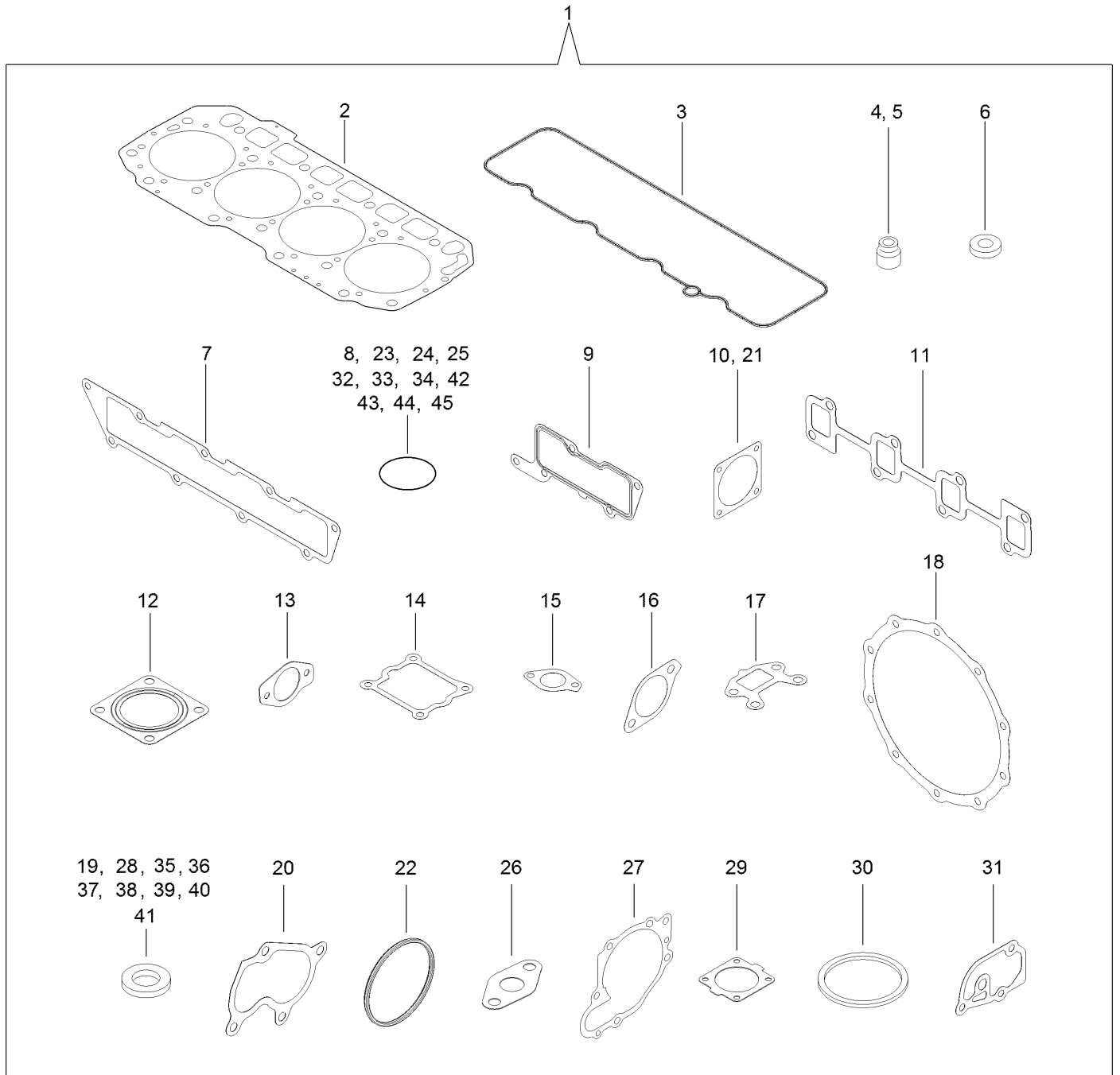
<i>Ref.</i>	<i>Part Number</i>	<i>Qty.</i>	<i>Description</i>
8	121-5592	1	Electronic Control Unit



Electric Parts Assembly

<i>Ref.</i>	<i>Part Number</i>	<i>Qty.</i>	<i>Description</i>
1	133-6706	2	Bracket-Harness
2	133-6751	1	Bracket-Connector
3	133-6771	1	Harness-B, E C O
12	133-6752	1	Harness-C, E C O Engine
17	131-2713	1	Boot-Cap
18	127-3090	1	Bracket-Harness
19	133-6753	1	Bracket-Harness
20	133-6772	1	Bracket-Harness
21	125-7206	4	Bolt
22	125-7212	2	Bolt
23	125-7212	2	Bolt
24	125-7212	2	Bolt
25	125-7212	2	Bolt
26	127-3188	1	Band

Gasket Set



Gasket Set (continued)

<i>Ref.</i>	<i>Part Number</i>	<i>Qty.</i>	<i>Description</i>	<i>Ref.</i>	<i>Part Number</i>	<i>Qty.</i>	<i>Description</i>
1	133-2509	1	Gasket Kit	24	133-6654	1	O-Ring
2	133-6700	1	Gasket-Head, Cylinder	25	127-2985	1	O-Ring
3	132-4907	1	Gasket-Cover, Head	26	133-6666	1	Gasket
4	127-2986	4	Seal-Stem, Valve	27	133-6658	1	Gasket-Pump, Water
5	127-3027	4	Seal-Stem, Valve	28	125-6979	2	Gasket
6	127-3021	4	Gasket-Injector	29	133-6613	1	Gasket-Thermostat
7	133-6708	1	Gasket-Manifold	30	133-6614	1	Gasket-Thermostat
8	127-3033	1	O-Ring	31	133-6660	1	Gasket
9	133-6709	1	Gasket-Collector	32	131-2106	1	O-Ring
10	127-3037	2	Gasket-Throttle	33	127-3074	1	O-Ring
11	133-6710	1	Gasket-Manifold	34	130-7433	1	O-Ring
12	127-2987	3	Gasket-Silencer	35	125-7174	7	Washer-Seal
13	133-6698	2	Gasket-Cooler, E G R	36	125-7176	1	Washer-Seal
14	133-6717	1	Gasket-V Spacer, E G R	37	127-3166	2	Washer-Seal
15	127-3016	1	Gasket	38	125-7177	1	Washer-Seal
16	133-6723	1	Gasket-In, E G R-V	39	125-7192	1	Gasket
17	133-6724	1	Gasket-Out, E G R-V	40	125-7193	2	Gasket
18	127-3162	2	Gasket-D P F	41	127-3174	2	Gasket
19	127-3056	4	Gasket-Sensor	42	93-0400	1	O-Ring
20	133-6619	1	Gasket	43	93-0418	3	O-Ring
21	133-6625	1	Gasket	44	125-7197	1	O-Ring
22	133-6693	2	Packing-Washer	45	127-3176	1	O-Ring
23	133-6653	2	O-Ring				

Attachments and Accessories

For 31699 Groundsmaster 5910 Rotary Mower

Product Name	Model/Part
Premium All Purpose Grease (Tube)	108-1190
Primary Engine Air Filter	108-3815
Backrest Extension Kit.....	119-7719
Premium Engine Oil 15w40 (55 Gallon Drum)	121-6394
Premium Engine Oil 15w40 (5 Gallon Pail)	121-6395
Air Filter	121-8457
Fuel/Water Separator Filter.....	125-2915
Engine Oil Filter	125-7025
Fuel Filter.....	125-8752
Safety Air Filter Element	130-9070
CE Kit, 2016 and After Groundsmaster 5900 Tier 4 Series Traction Unit	132-1340
Atomic Blade Service Pack (20in).....	132-1391
Standard Blade Service Pack (20in)	132-1392
Blade/Belt Kit	132-1440
PX Hydraulic Fluid (5 Gal)	133-8086
PX Hydraulic Fluid (55 Gal).....	133-8087
Wrench-Caster Cap/Latch	138-6367
Manual Flow Divider Kit	140-5800
Pre-Filter Screen Kit, 2015 and After Groundsmaster Series Cab.....	30647
Beacon Kit, 2015 and After Groundsmaster Series Traction Unit	31509
Backup Alarm Kit	31512
Center Deck.....	31601
Right Wing Deck	31602
Left Wing Deck	31603
Leaf Mulching Kit	31604
Fluid/Filter MVP Kit	31609
Turn Signal Kit, Cab.....	31671
EU Light Kit Conversion.....	31695
Auxiliary Braking System	31701
1000 Hour MVP Kit	44958
Hydraulic Filter.....	75-1310
Hydraulic Filter.....	86-6110
10in Foam Filled Castor Wheel.....	93-5973

Notes:



Count on it.