Form No. 3329-636

TORO®

Straight-Shaft Trimmer

Model No. 51932—230000001 & Up

Parts Catalog

Ordering Replacement Parts

To order replacement parts, please supply: the part number, the quantity, and the description of each part desired.

Understanding Reference Numbers

Each identified part in an illustration has a reference number. The reference number for a part also appears in the parts list, along with other information about the part.

Understanding Figure Numbers

This catalog uses two special reference number formats, one to indicate parts in a service assembly and another to indicate a Figure Number.

Figure Numbers are represented as a Sub-Assembly which follow the exploded views.

Sub-Assemblies can be ordered as an Assembly or you may order any part individually.

© The Toro Company—2003
All Rights Reserved

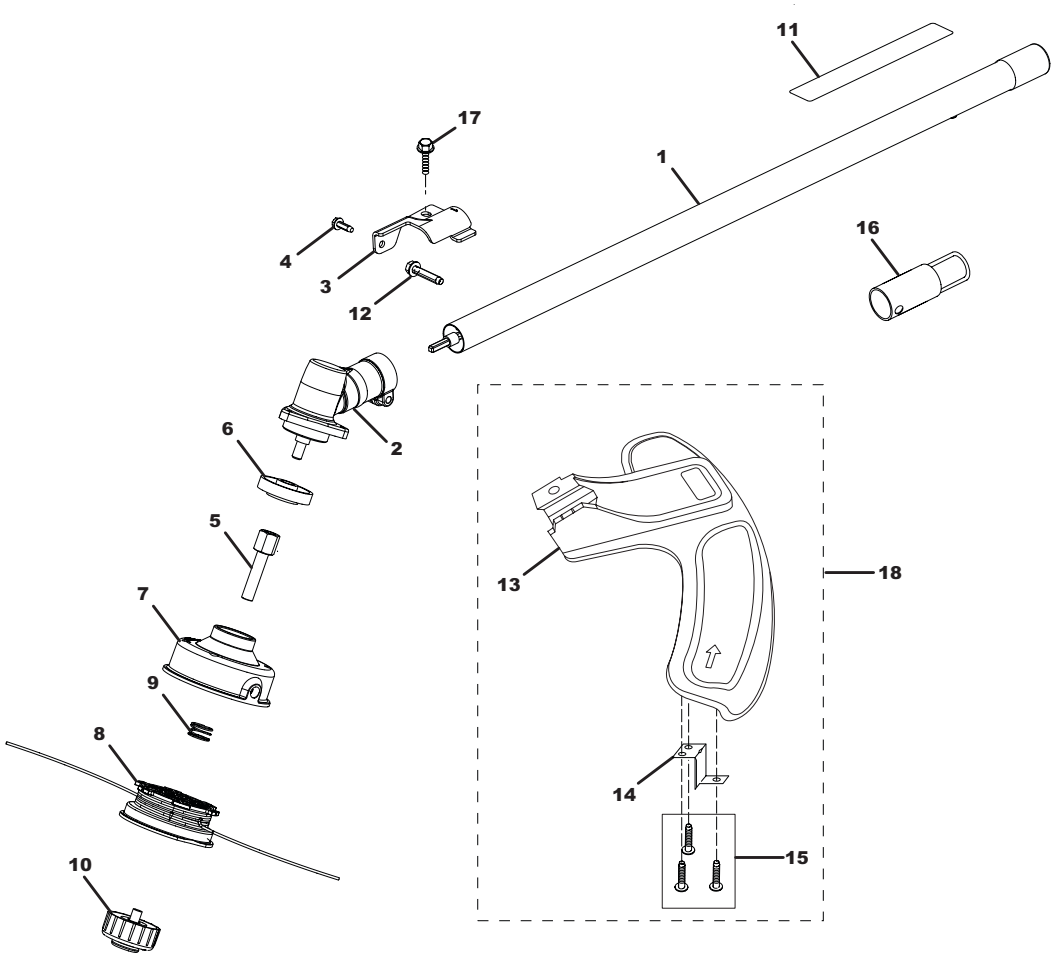

Attachment Shaft

Ref. No.	Part No.	Qty.	Description
1	983643001	1	Straight Shaft Assembly
2	PA01364	1	Gear Case Assembly
3	PS04420	1	Grass Deflector Clamp
4	983774003	1	Screw (#10-24 X 5/8 in. Hex Washer Head, Tri-lobular)
5	PS04438	1	Trimmer Head Shaft Adaptor
6	04168A	1	Flanged Washer
7	A98231A	1	Trimmer Head
8	88046	1	Spool with Line (.095)
9	06713	1	Compression Spring
10	A97910A	1	Retaining Cap, Left-handed threads
11	984032-001	1	Warning Label
12	983381007	1	Screw (#1/4-20 x 1-1/4 in. Hex Washer Head, Tri-lobular)
13	984099001	1	Grass Deflector
14	PS04379	1	Line Cutting Blade
15	82543	3	Screw (#8-16 x 1/2 in. Truss Head, Tri-lobular)
16	PS02155	1	Storage Cap
17	983379078	1	Screw (#1/4-20 x 1-1/4 in. Hex Washer Head, Machine)
18	984443001	1	Grass Deflector Assembly

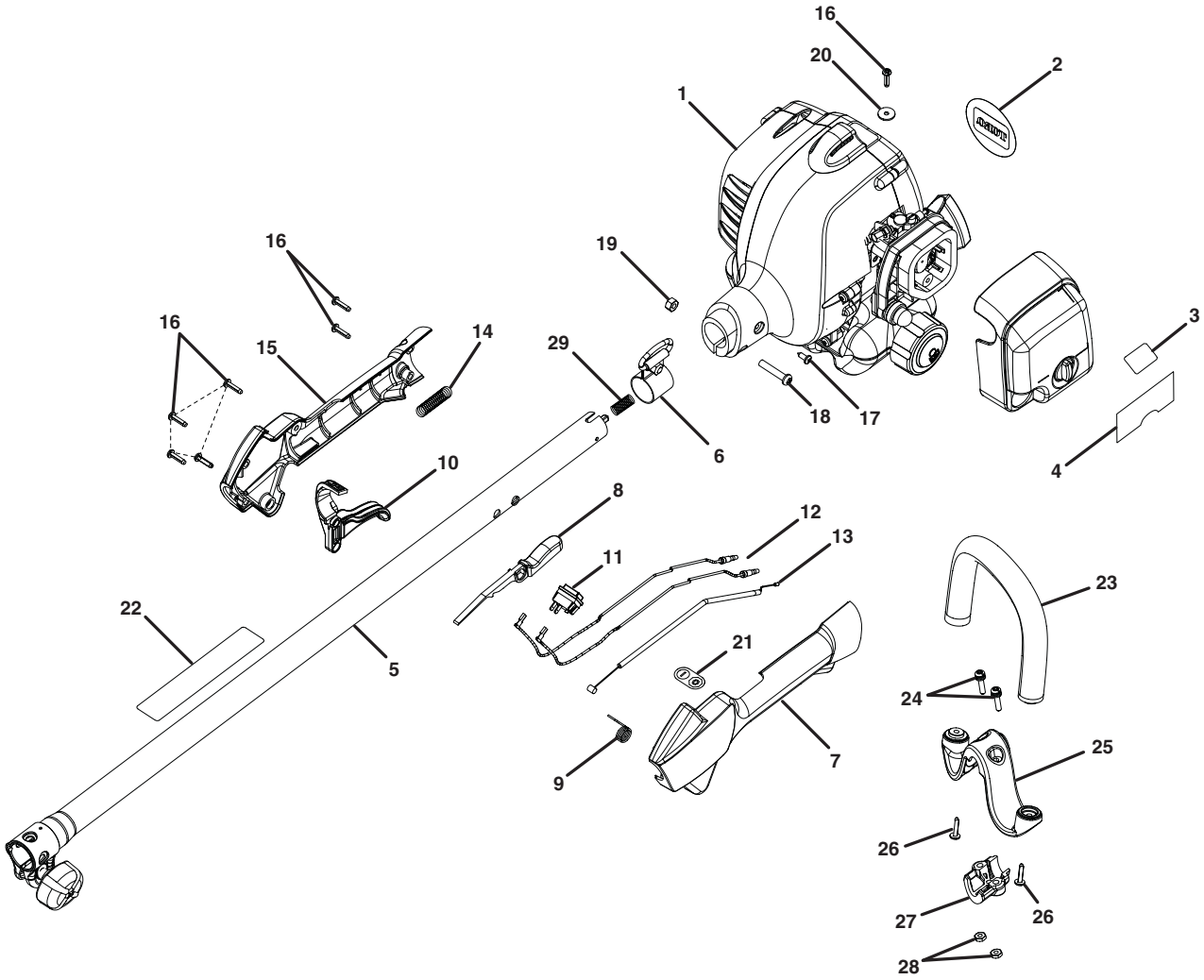

Upper Shaft

Ref. No.	Part No.	Qty.	Description
1	0900103	1	Engine Assembly
2	983646-001	1	Logo Label
3	983647-001	1	Upper Start Label
4	983648-001	1	Lower Start Label
5	984096001	1	Upper Shaft Assembly
6	07255	1	Hanger Bracket
7	983621001	1	Rear Handle Support
8	983623001	1	Lock-off Button
9	983624001	1	Trigger Spring
10	983620001	1	Trigger
11	984236002	1	Switch with Dust Shield
12	983782001	2	Lead
13	983635001	1	Cable, throttle
14	983632003	1	Corrugated Tube
15	983622001	1	Rear Handle Cover

Ref. No.	Part No.	Qty.	Description
16	983638009	7	Screw (M4 x 1.75 x 16 mm)
17	968702007	1	Screw (#8-16 x 1/2 in., Tri-lobular)
18	983799023	1	Screw (M6 x 1 x 30 mm)
19	983619015	7	Hex Nut
20	983788066	1	Washer
21	984240001	1	On/Off Label
22	984032-001	1	Warning Label
23	984439001	1	Assist Handle w/grip
24	PS04159	2	12-24 x 1 SEMS
25	PS04070	1	M Clamp
26	82620	2	Slotted Torx Screw
27	PS04072	1	Clamp
28	81068	2	12 - 24 Hexnut
29	984106001	1	Spring, Shaft

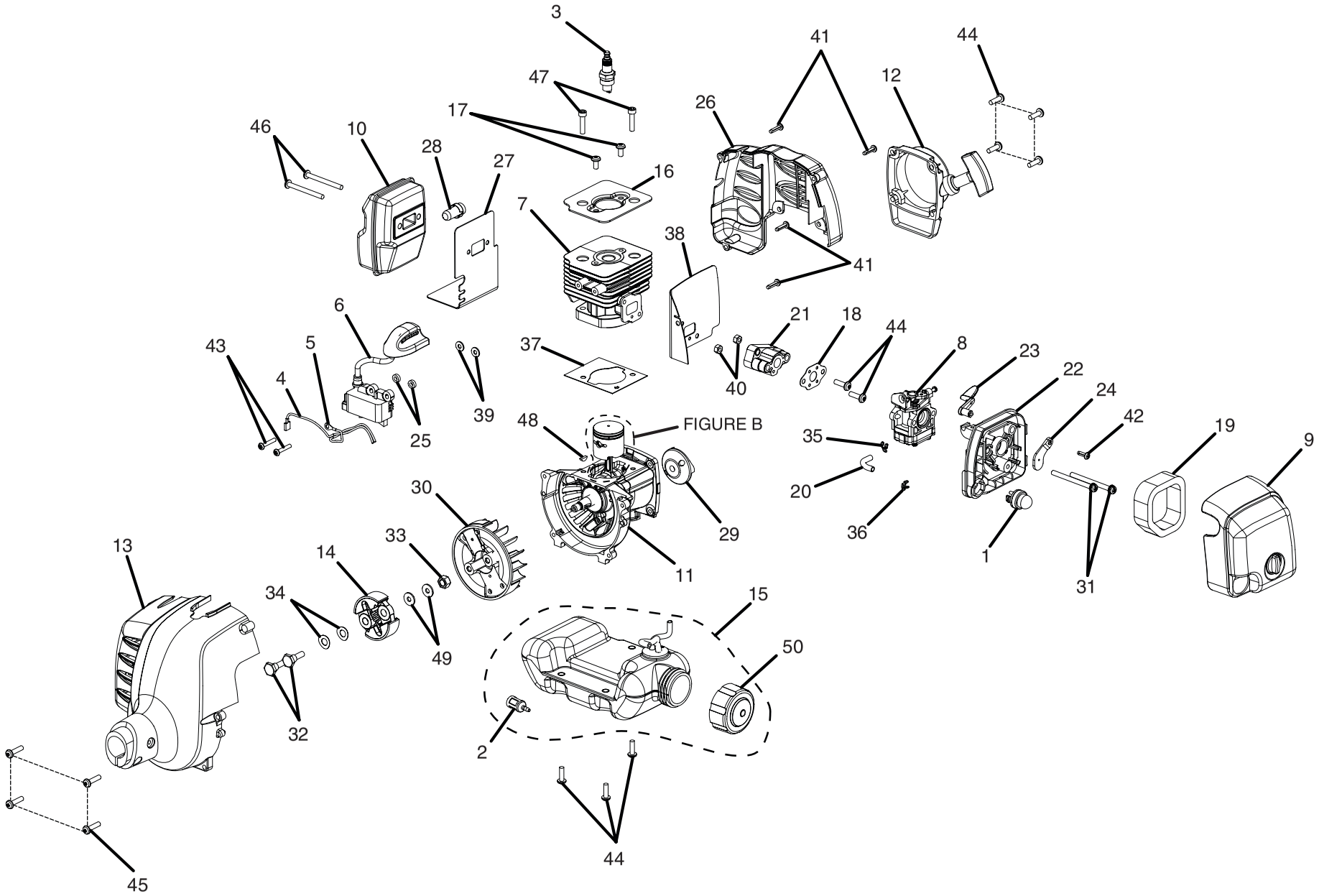
3
47
17
46
10
28
27
16
7
26
41
12
44
38
41
6
43
5
4
25
39
37
21
18
44
40
8
23
22
24
42
19
9
48
FIGURE B
35
20
36
1
31
30
29
11
33
14
13
34
49
15
50
32
2
44
45

Engine Assembly

Ref. No.	Part No.	Qty.	Description
1	01183	1	Primer Assembly
2	49422	1	Fuel Filter
3	NGK BPMR7A or Champion RCJ6Y	1	Spark Plug
4	2914301	1	Lead Assembly, Black
5	2914302	1	Lead Assembly, Red
6	2917801	1	Coil, Boot, Assembly
7	6457003	1	Cylinder
8	3074502	1	Carburetor Assembly
9	3074701	1	Cover Assembly
10	3074802	1	Muffler Assembly
11	3074901	1	Crankcase Assembly
12	3075301	1	Starter Recoil Assembly
13	3075403	1	Front Housing Assembly
14	3075601	1	Clutch Assembly
15	3075701	1	Fuel Tank Assembly
16	6300221	1	Cylinder Plate
17	983660005	2	Screw, (M5 x 0.8 x 10 in. Torx recessed Pan Head, Machine)
18	9071103	1	Carburetor Gasket
19	88048	1	Element
20	5688002	1	Tubing, Plastic Rubber
21	5945602	1	Insulator, Heat Dam
22	5945702	1	Carburetor Plate
23	5945801	1	Choke Lever
24	5945902	1	Choke Plate

Ref. No.	Part No.	Qty.	Description
25	5946201	2	Ignition Coil Spacer
26	5947001	1	Engine Housing, Rear
27	6300206	1	Muffler Gasket
28	6300210	1	Spark Arrester
29	6300217	1	Pulley
30	6457401	1	Rotor, Permanent Magnet
31	6634601	2	Screw (M5 x 0.8 x 60 mm, Slotted Recessed Pan Head, Machine)
32	6635301	2	Clutch Screw
33	6968901	1	Rotor Nut
34	6969601	2	Curved Washer
35	6969901	1	Hose Clip
36	6970001	1	Hose Clip
37	9070901	1	Gasket
38	9071102	1	Insulator Gasket
39	982719005	2	Type A, Plain Washer (3/16 x 7/16 x 3/64, Steel, Zink)
40	983619014	2	Nut, (M5 x .8 mm) Black Oxide
41	983638009	4	Screw (M4 x 1.75 x 16 mm, Type TT, Slotted Recessed Pan)
42	983645005	1	Screw (M4 x 1.75 x 12mm, Type TT, Slotted Recessed Pan Head)
43	6634901	2	Screw (M4 x 0.7 x 22 mm, Torx Recessed Pan Head Machined)
44	6635101	9	Screw (M5 x 0.8 x 16 mm, Torx Recessed Pan Head, Machine)
45	6634401	4	Screw (M5 x 0.8 x 20 mm, Torx Recessed Pan Head, Machine)
46	983660057	2	Screw (M5 x 0.8 x 50 mm, Torx Recessed Pan Head, Machine)
47	6634201	2	Screw (M5 x 0.8 x 22 mm, Socket Head Cap, Black Oxide)
48	983784006	1	Woodruff Key (10 mm x 3.7 mm x 3 mm)
49	983788071	2	Washer
50	A09116	1	Fuel Cap

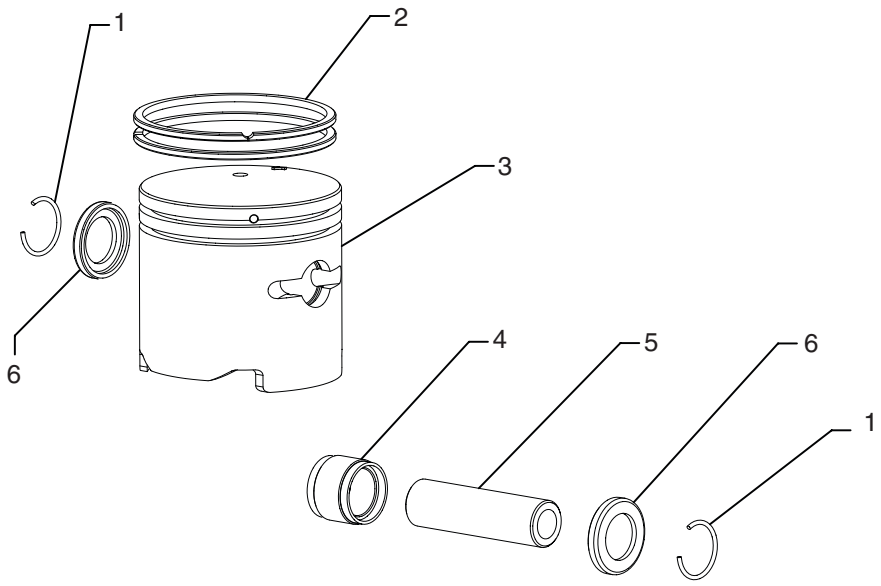

Figure B

Engine Sub-assembly

Ref. No.	Part No.	Qty.	Description
1	6969101	2	Wrist Pin Clip Ring
2	6969001	2	Piston Ring
3	6457301	1	Piston
4	6968602	1	Needle Bearing (ID 8 x 8.8)
5	6222701	1	Wrist Pin
6	6968701	2	Washer

OWT Industries, Inc.
P.O. Box 35
Highway 8
Pickens, SC 29671
USA

983000-115H
4-03