



## Reelmaster<sup>®</sup> 6500-D 2 and 4 Wheel Drive

Model No. 03806 - 230000301 and up.

Model No. 03807 - 230000301 and up.

### Parts Catalog

---

#### Ordering Replacement Parts

To order replacement parts, please supply the part number, the quantity, and the description of each part desired.

#### Understanding Reference Numbers

Each Identified part in an illustration has a reference number. The reference number for a part also appears in the parts list, along with other information about the part.

This catalog uses two special reference number formats, one to indicate parts in a service assembly and another to indicate the quantity of a given part in an illustration.

#### Service Assembly Reference Numbers

Parts in service assemblies have reference numbers in the form a:b. The a represents the reference number of the entire service assembly and the b represents a sequential number unique to each part within the service assembly.

For example, a wheel assembly might be identified by reference number 6, the tire by 6:1, the valve by 6:2, and the wheel by 6:3. When you order the assembly identified by reference number 6, you receive all parts identified by reference numbers 6:1, 6:2, and 6:3. However, you may also order any part individually. Reference numbers of this type appear in illustrations and in part lists.

#### Reference Numbers Indicating Quantity

In an illustration, if a reference number indicates more than one part, the reference number has the form nX y. The n represents the quantity of the part, the X is the multiplication symbol, and the y represents the reference number.

For example, in an illustration, the reference number 2X 37 means that two of the parts identified by reference number 37 are indicated.

# Contents

<b>Description</b>	<b>Page</b>	<b>Description</b>	<b>Page</b>
Frame and Body Assembly	..... 4	Hydraulic Motor Assembly No. 98-9999	..... 60
Front Frame Assembly No. 106-9241	..... 5	Rear No. 2 and No. 3 Tipper Support Assembly	..... 61
Tool Box Assembly	..... 6	Roll-Over-Protection-System Assembly	..... 62
Control Console Assembly	..... 7	2 Wheel Drive Hydraulic Schematic (Model 03806 Only)	..... 63
Control Console and Battery Assembly	..... 8	4 Wheel Drive Hydraulic Schematic (Model 03807 Only)	..... 64
Hydraulic Filter and Reservoir Assembly	..... 10	Electrical Schematic	..... 65
Fuel Tank Assembly	..... 11	Rear Axle Assembly No. 100-3784 Bevel Pinion Shaft Assembly	..... 66
Traction Pedal Assembly	..... 12	Rear Axle Assembly No. 100-3784 (Continued) Differential Assembly	..... 67
Brake Pedal Assembly	..... 13	Rear Axle Assembly No. 100-3784 (Continued) Axle Support Assembly	..... 68
Seat and Suspension Assembly	..... 14	Rear Axle Assembly No. 100-3784 (Continued) Bevel Gear Case Assembly	..... 69
Seat and Suspension Assembly No. 76-1970	..... 15	Rear Axle Assembly No. 100-3784 (Continued) Bevel Gear Shaft Assembly	..... 70
Seat Frame and Throttle Assembly	..... 16	Rear Axle Assembly No. 100-3784 (Continued) Axle Case Assembly	..... 71
Steering Wheel Assembly	..... 17	Rear Axle Assembly No. 100-3784 (Continued) Axle Assembly	..... 72
Steering Control Assembly No. 105-3315	..... 18	Crankcase Assembly	..... 73
Steering Tower Assembly	..... 19	Oil Pan Assembly	..... 74
Front Hydraulic Drive Assembly	..... 20	Cylinder Head Assembly	..... 75
Front Axle and Brake Assembly	..... 21	Gear Case Assembly	..... 76
Planetary Assembly No. 105-4500-03	..... 22	Head Cover Assembly	..... 77
Brake Assembly No. 100-3070-03	..... 23	Dipstick and Guide Assembly	..... 78
Hydraulic Motor Assembly No. 92-7385	..... 24	Main Bearing Assembly	..... 79
Brake Assembly No. 100-3069-03	..... 25	Camshaft and Idle Gear Shaft Assembly	..... 80
Hydraulic Motor Assembly No. 93-7476	..... 26	Piston and Crankshaft Assembly	..... 81
Hydraulic Pump Installation Assembly	..... 27	Flywheel Assembly	..... 82
Gear Pump Assembly No. 105-3317	..... 28	Fuel Camshaft and Governor Shaft Assembly	..... 83
Piston Pump Assembly No. 105-3356	..... 29	Idle Apparatus, Stop Solenoid and Cover Assembly	..... 84
Control Assembly No. 93-6306	..... 30	Injection Pump Assembly	..... 85
Radiator Support and Shroud Assembly	..... 31	Injection Pump Component Assembly	..... 86
Radiator and Screen Assembly	..... 32	Speed Control Plate Assembly	..... 87
Engine Installation Assembly	..... 33	Nozzle Holder and Glow Plug Assembly	..... 88
Oil/Water/Fuel Filter, Muffler and Air Cleaner Assembly	..... 35	Nozzle Holder Component Assembly	..... 89
Air Filter Assembly No. 100-2597	..... 37	Fork Lever (Governor) Assembly	..... 90
Water/Fuel Filter Assembly No. 98-9305	..... 38	Alternator and Pulley Assembly	..... 91
Rear Hydraulic Assembly	..... 39	Alternator Component Assembly	..... 92
4 Wheel Drive Axle Assembly (only on: 03807)	..... 40	Starter Assembly	..... 93
Hydraulic Motor Assembly No. 92-7386	..... 41	Water Pump Assembly	..... 94
Hydraulic Cylinder Assembly No. 98-3806	..... 42	Reserve Tank Assembly	..... 95
2 Wheel Drive Axle and Power Steering Assembly	..... 43	Valve and Rocker Arm Assembly	..... 96
Hydraulic Cylinder Assembly No. 94-8142	..... 44	Inlet / Exhaust Manifold Assembly	..... 97
2 Wheel Drive Axle and Wheel Assembly (only on: 03806)	..... 45	Turbo Charger Assembly	..... 98
Rear Hydraulic Control Block Assembly	..... 46	Oil Pipe (Turbo Charger) Assembly	..... 99
Mow Block Assembly No. 99-6978	..... 48	Oil Cooler Assembly	..... 100
Front Hydraulic Control Block and Hose Assembly	..... 49	Miscellaneous Engine Parts	..... 101
Lift Block Assembly No. 104-9335	..... 50		
Front No. 1 Lift Arm Assembly	..... 51		
Hydraulic Cylinder Assembly No. 93-2650	..... 52		
Front No. 4 and No. 5 Lift Arm Assembly	..... 53		
Hydraulic Cylinder Assembly No. 99-6986	..... 55		
Rear No. 2 and No. 3 Lift Arm Assembly	..... 56		
Hydraulic Cylinder Assembly No. 99-2550	..... 58		
Reel Motor Assembly	..... 59		

## Part Description Abbreviations

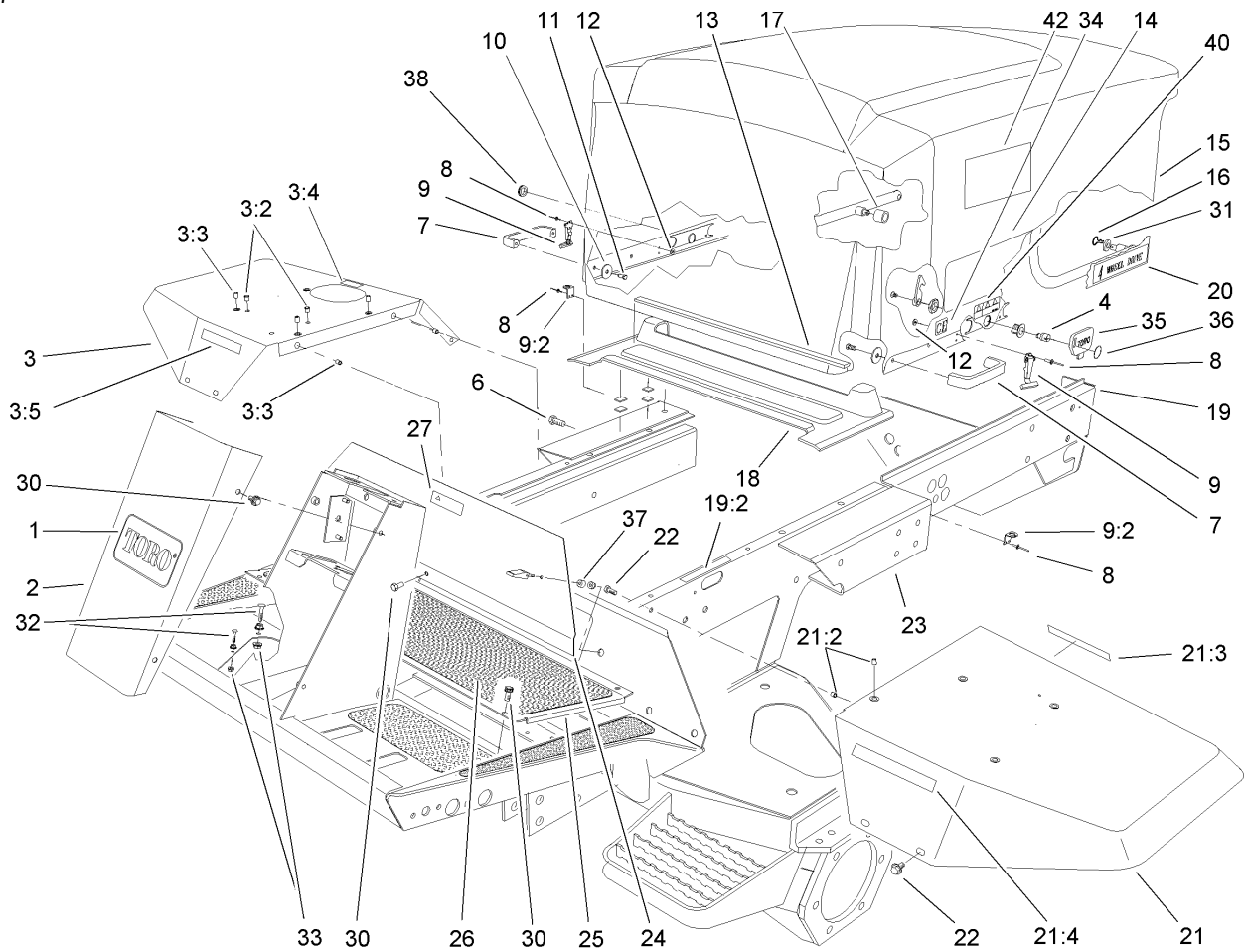
Part descriptions in this catalog may include the following abbreviations.

AR. ....	as required	HYD. ....	hydraulic
ASM. ....	assembly	INC. ....	incorporated
CARR. ....	carriage	LH. ....	left hand
DEG. ....	degrees	NI. ....	nylon insert
FH. ....	flat head	PPH. ....	phillips pan head
GA. ....	gauge	PTH. ....	phillips truss head
HF. ....	hex flange	PTO. ....	power take off
HH. ....	hex head	RH. ....	right hand
HHF. ....	hex head flange	SFH. ....	slotted fillister head
HHFTF. ....	hex head flange thread forming	SHH. ....	slotted hex head
HJ. ....	hex jam	SHWH. ....	slotted hex washer head
HLH. ....	hex lag head	SPH. ....	slotted pan head
HOC. ....	height-of-cut	SQH. ....	square head
HS. ....	hex	SRH. ....	slotted round head
HSBH. ....	hex socket button head	STD. ....	standard
HSFH. ....	hex socket flat head	TAP. ....	self tapping
HSH. ....	hex socket head	TTH. ....	torx truss head
HWH. ....	hex washer head	WH. ....	wing head
HWHTF. ....	hex washer head thread forming		

## Footnotes

❶ Not illustrated

❷ Not serviced separately

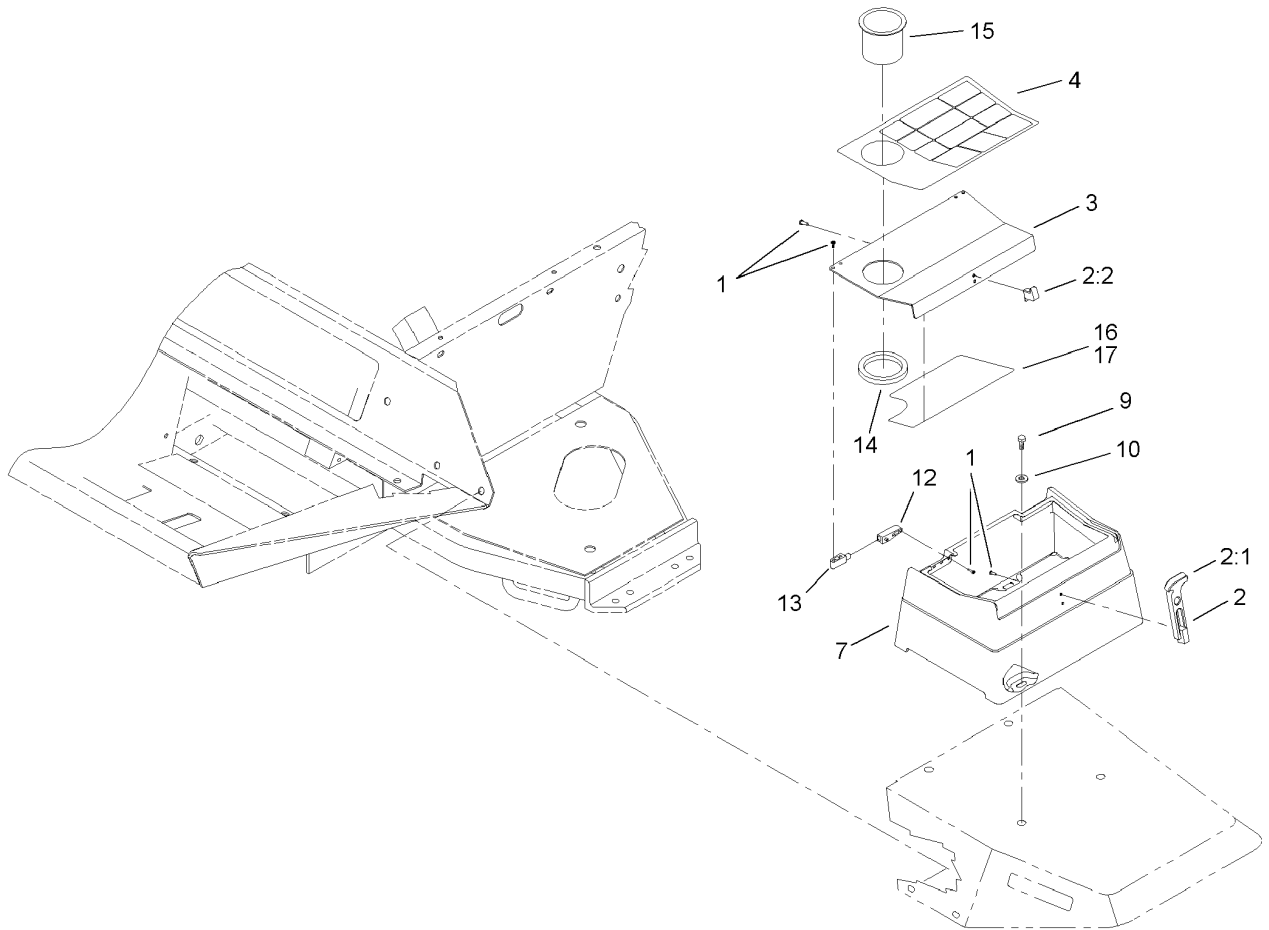


## Frame and Body Assembly

Ref	Part No.	Qty.	Description
1	62-5550	1	Decal
2	93-7996-01	1	Cover-Tower
3	106-5950	1	RH Fender ASM
3:2	32148-6	2	Insert-Nut
3:3	32148-7	5	Insert-Nut
3:4	93-6686	1	Decal-Oil, HYD
3:5	93-6689	1	Decal-No Riders
4	105-3301	1	Latch (With Hardware)
6	3234-38	10	Screw-HHF
7	65-5100	2	Handle-Door
8	3269-8	8	Rivet
9	59-9740	2	Flex Draw Latch ASM
9:2	249-40	1	Keeper
10	3256-78	4	Washer-Flat
11	46-8091	4	Screw-HWH
12	3269-10	4	Washer-Back
13	92-7633	1	Bumper-Hood
14	106-7064	2	Decal
15	105-0130	1	Hood
16	3290-467	2	Pin-Hair
17	93-7582	1	Hose
18	94-2617	1	Pump Cover ASM
19	105-0116	1	Rear Frame ASM
19:2	93-1265	1	Decal-Surface, Hot

Ref	Part No.	Qty.	Description
20	72-3560	2	Decal (Only On: 03807)
21	106-5951	1	LH Fender ASM
21:2	32148-7	6	Insert-Nut
21:3	93-6680	1	Decal-Diesel
21:4	93-6689	1	Decal-No Riders
22	3234-14	10	Screw-HHF
23	106-9241	1	Front Frame ASM
24	75-1390-01	1	Cover-Access, Front
25	75-1410-01	1	Plate-Access, Floor
26	75-0630	1	Tread-Foot, Center
27	93-9425	1	Decal-Danger
30	3234-7	9	Screw-HHF
31	66-6480	2	Washer
32	17-9420	2	Screw-Handle
33	32128-20	4	Nut-HF
34	93-7252	1	Decal
35	99-8970	1	Key-Latch, Hood
36	98-9321	1	Ring-Key
37	74-5950	2	Latch-Swell
38	104-1453	1	Grommet
40	106-6754	1	Decal-Danger
42	66-6140	2	Decal

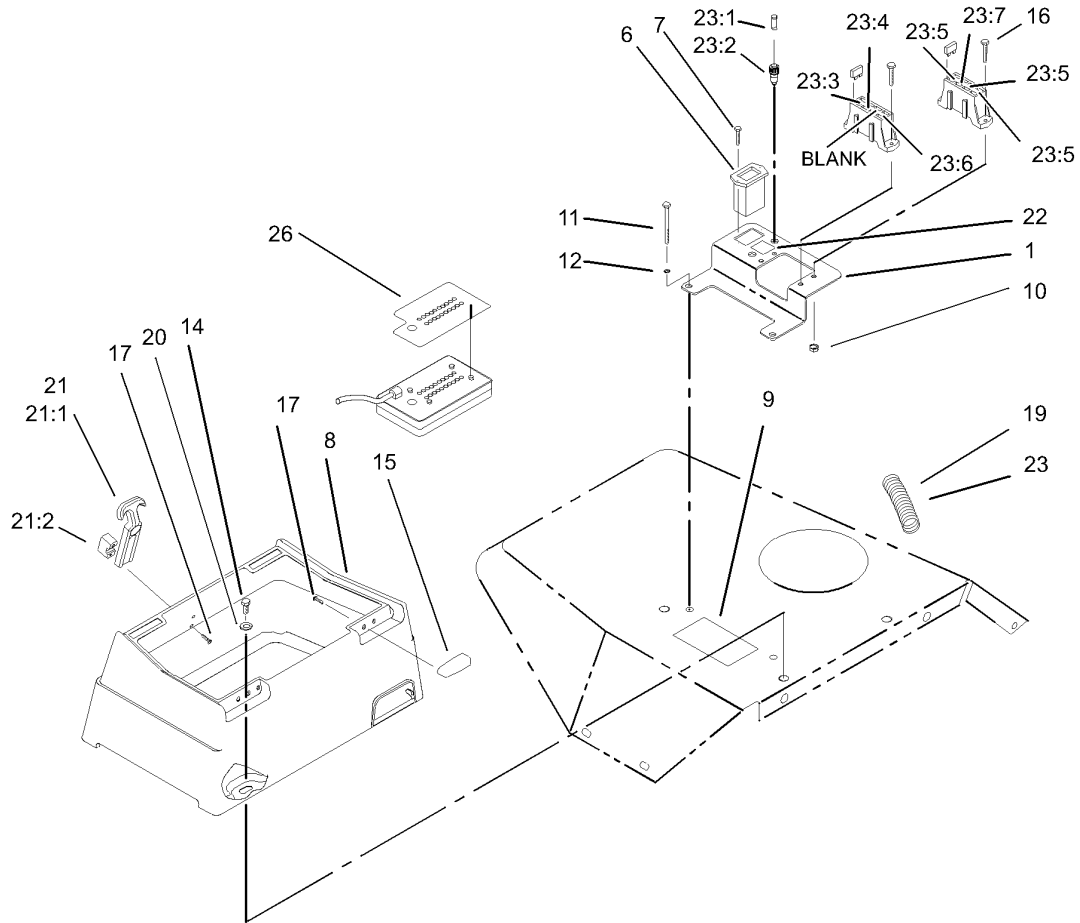




## Tool Box Assembly

Ref	Part No.	Qty.	Description
1	32144-1	12	Screw-Taptite
2	94-5626	1	Latch-Draw, Flexible
2:1	100-5806	1	Handle-Latch
2:2	100-5807	1	Keeper-Latch
3	104-1489-03	1	Cover-Toolbox
4	104-9294	1	Decal-Warning
4	104-9295	1	Decal-Warning, Ce
7	104-0026	1	Toolbox
9	322-4	4	Screw-HH
10	3256-3	4	Washer-Flat
12	104-1496	2	Hinge-Pin
13	104-1497	2	Hinge-Receiver
14	104-1476	1	Ring-Rubber
15	94-1410	1	Holder-Can, Beverage
16	105-0134	1	Decal-Quick Reference
17	95-0832	1	Decal-Service

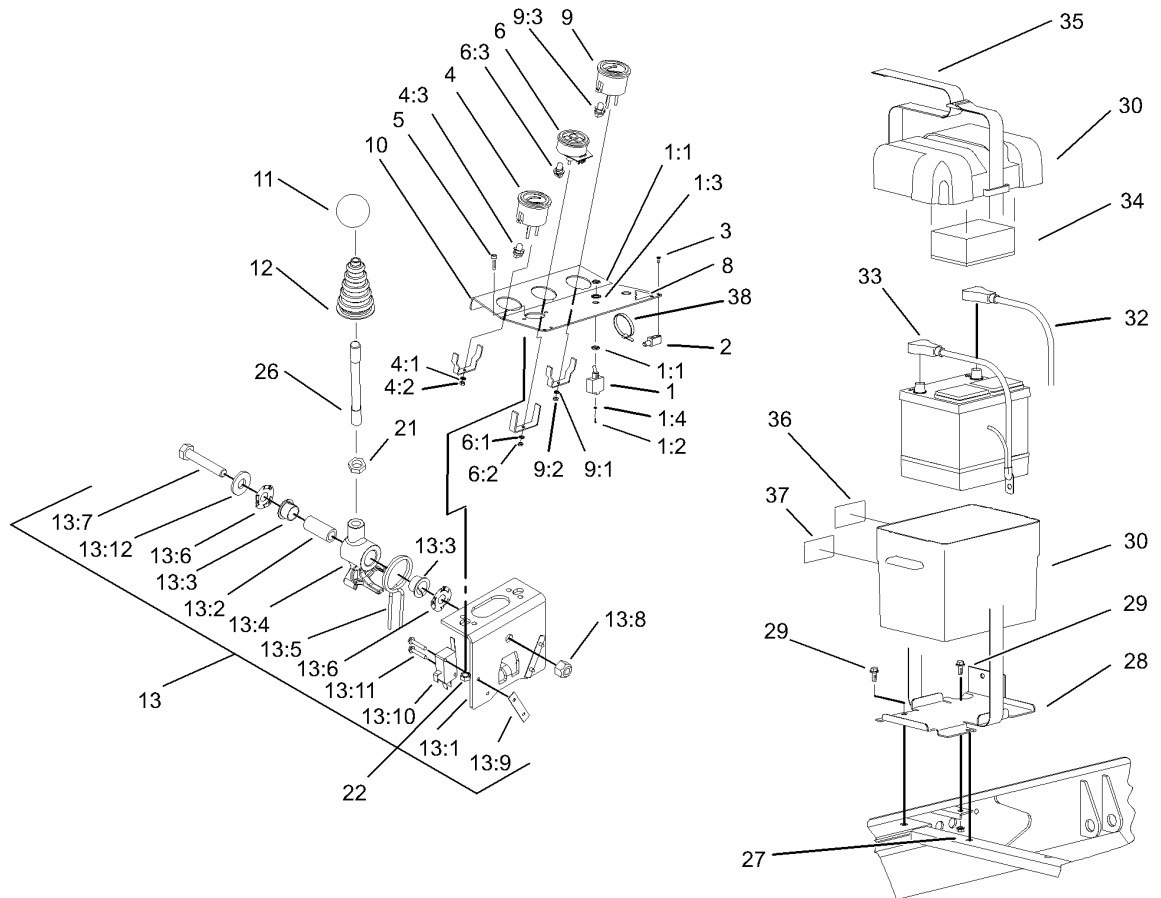
--	--	--	--



## Control Console Assembly

Ref	Part No.	Qty.	Description
1	105-0137-03	1	Bracket-Fuse Block
6	75-6820	1	Hourmeter
7	32144-18	2	Screw-HH
8	104-0027	1	Box-Control
9	104-5229	1	Decal-Fuses, Ce
10	3296-2	4	Nut-Lock
11	321-4	2	Screw-HH
12	3253-3	2	Washer-Lock
14	322-4	3	Screw-HH
15	104-1497	2	Hinge-Receiver
16	32105-13	4	Screw-SHH
17	32144-1	6	Screw-Taptite
19	94-6343	1	Decal-Identification, Wire
20	3256-3	3	Washer-Flat
21	94-5626	1	Latch-Draw, Flexible
21:1	100-5806	1	Handle-Latch
21:2	100-5807	1	Keeper-Latch
22	104-9298	1	Decal-Controller
23	105-0119	1	Harness-Wire, Console
23:1	219-19	1	Lamp-Green
23:2	85-4491	1	Light-Indicator (Includes Lamp)
23:3	94-9157	1	Fuse-Blade, 4 Amp
23:4	114241	1	Fuse-7.5 Amp
23:5	218-578	3	Fuse-10 Amp

Ref	Part No.	Qty.	Description
23:6	109355	1	Fuse-15 Amp
23:7	109101	1	Fuse-20 Amp
26	105-9267	1	Decal-Diagnostic, Control

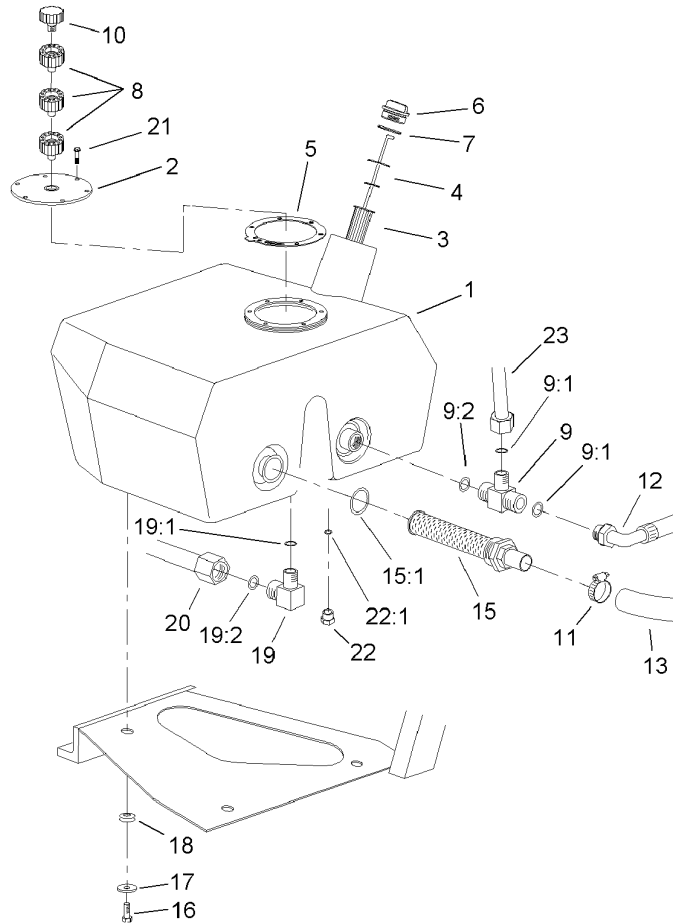


## Control Console and Battery Assembly

Ref	Part No.	Qty.	Description
1	99-8352	1	Switch-Backlap, Master
1:1	218-498	2	Locknut
1:2	218-588	3	Screw
1:3	218-589	1	Nut And Lockwasher ASM
1:4	3253-19	3	Washer-Lock
2	104-1496	2	Hinge-Pin
3	32144-1	4	Screw-Taptite
4	98-9339	1	Gauge-Fuel
4:1	3254-1	3	Washer-Lock, Int
4:2	3217-27	3	Nut-Hex
4:3	105-9265	1	Bulb And Lamp ASM
5	3258-166	2	Screw-Prh
6	98-9306	1	Light-Warning
6:1	3254-1	1	Washer-Lock, Int
6:2	3217-27	1	Nut-Hex
6:3	105-9264	4	Bulb And Lamp ASM
8	104-9296	1	Decal-Control
9	98-9308	1	Gauge-Temperature
9:1	3254-1	3	Washer-Lock, Int
9:2	3217-27	3	Nut-Hex
9:3	105-9265	1	Bulb And Lamp ASM
10	104-9251-03	1	Plate-Instrument
11	233-42	1	Knob
12	93-5961	1	Boot-Lever

Ref	Part No.	Qty.	Description
13	106-4167	1	Joystick Bracket ASM
13:1	106-4168-03	1	Bracket-Joystick
13:2	106-4192	1	Spacer
13:3	93-5547	2	Bushing-Nylon
13:4	105-7507	1	Hub-Pivot, Joystick
13:5	105-8289	1	Spring-Torsion
13:6	106-4193	2	Washer-Finger, Spring
13:7	322-9	1	Screw-HH
13:8	3296-29	1	Nut-Lock, NI
13:9	3290-354	2	Nut-Speed
13:10	111332	2	Switch
13:11	147665	4	Screw-HH
13:12	3256-3	1	Washer-Flat
21	3218-3	1	Nut-Jam
22	32128-33	2	Nut-HF
26	105-7508	1	Lever-Joystick
27	3296-29	1	Nut-Lock, NI
28	93-7974-03	1	Plate-Battery Box
29	3234-5	3	Screw
30	93-7595	1	Battery Box ASM
32	105-0114	1	Cable-Battery, Positive
33	105-0115	1	Cable-Battery, Negative
34	93-7968	1	Pad-Foam
35	94-1445	1	Strap-Battery



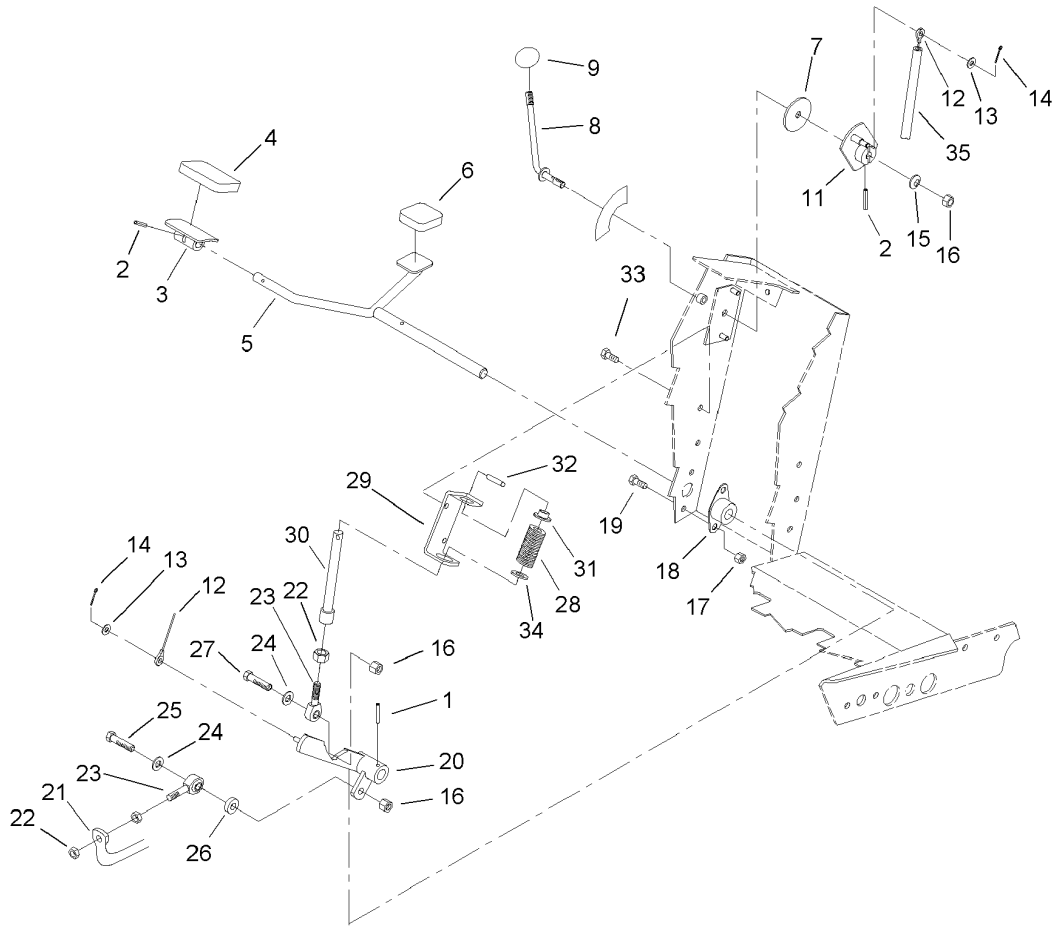


## Hydraulic Filter and Reservoir Assembly

Ref	Part No.	Qty.	Description
1	104-9254	1	Tank-Oil
2	99-2580	1	Cover-Tank
3	61-2790	1	Filter-Screen
4	75-3710	1	Dipstick
5	93-7499	1	Gasket
6	93-7498	1	Plug-Plastic
7	94-8166	1	O-Ring
8	92-8020	3	Adapter-Breather
9	104-3795	1	Fitting-Tee, HYD
9:1	340-65	2	O-Ring
9:2	237-146	1	O-Ring
10	68-6150	1	Breather
11	2412-111	1	Clamp
12	104-3790	1	Pump Return Hose ASM
13	104-3792	1	Hose-Suction
15	105-0131	1	Strainer-Tank, Oil
15:1	340-136	1	O-Ring
16	33105-025	3	Screw-HHF
17	63-8410	3	Washer
18	240-11	3	Bushing-Flange
19	340-98	1	Fitting-Hyd, 90 DEG
19:1	237-79	1	O-Ring
19:2	237-30	1	O-Ring
20	92-7478	1	RH Motor Tube ASM

Ref	Part No.	Qty.	Description
21	33104-020	6	Screw-HHF
22	353-508	1	Plug
22:1	237-42	1	O-Ring
23	104-3748	1	Hydraulic Tank Tube ASM
●23:1	340-65	1	O-Ring

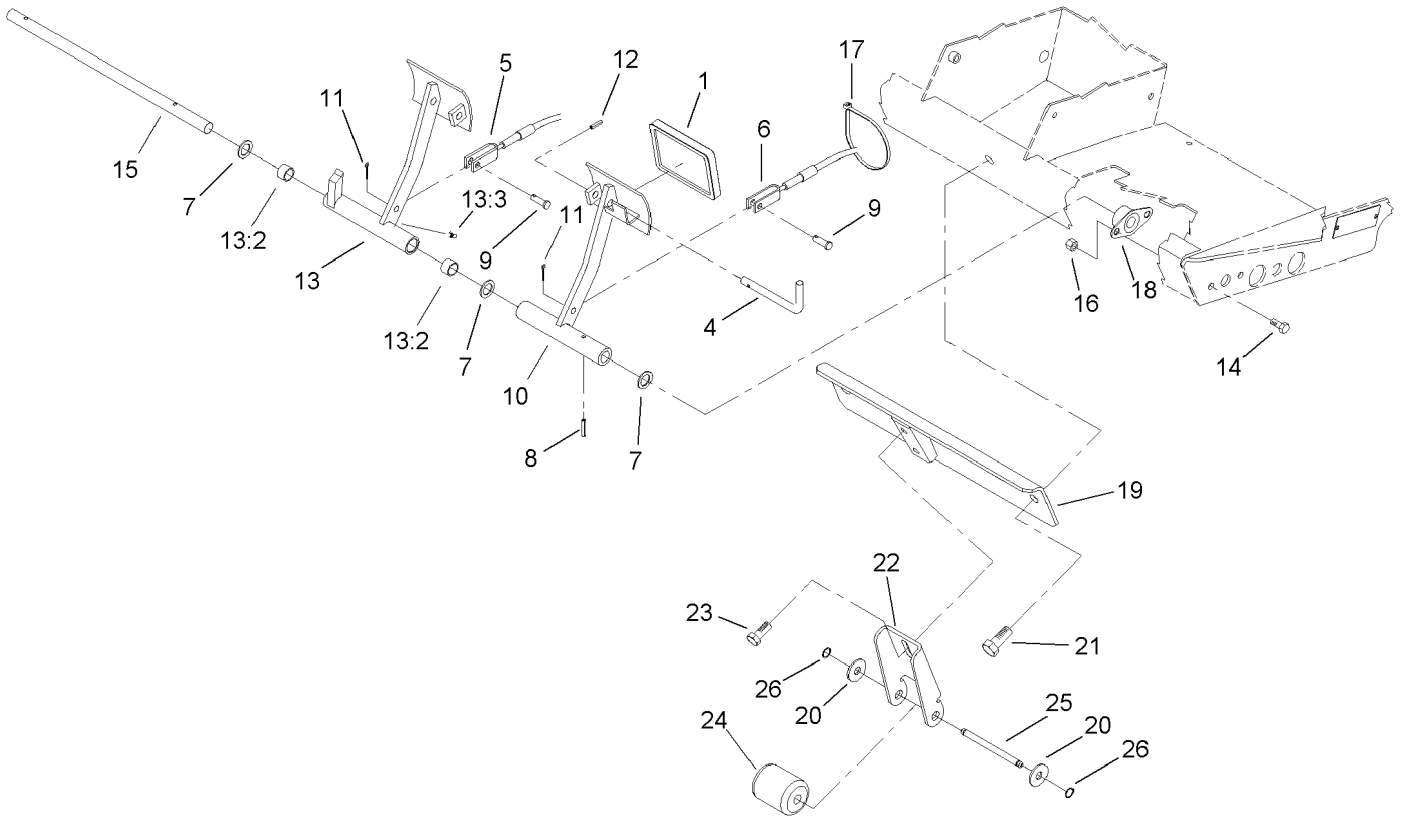




### Traction Pedal Assembly

Ref	Part No.	Qty.	Description
1	32121-6	1	Pin-Roll
2	32121-45	2	Pin-Spring
3	49-6440-03	1	Pedal-Forward
4	74-9100	1	Pad-Pedal, Forward
5	75-2970	1	Pedal-Traction
6	74-9110	1	Pad-Pedal, Reverse
7	75-6550	1	Disc-Friction
8	75-6490	1	Lever
9	233-42	1	Knob
11	75-6510	1	Bracket-Lever
12	75-6580	1	Cable-Pedal
13	3256-22	2	Washer-Flat
14	3272-2	2	Pin-Cotter
15	3290-461	1	Washer-Spring
16	3296-39	3	Nut-Lock, NI
17	32128-20	4	Nut-HF
18	256-236	2	Bearing-Mount, Flange
19	322-3	4	Screw-HH
20	75-3270-03	1	Hub-Pivot, Traction ASM
21	100-3893-03	1	Tube-Pump Control
22	3220-3	3	Nut-Jam
23	2411-36	2	Bearing-End, Rod
24	3256-24	2	Washer-Flat
25	323-9	1	Screw-HH

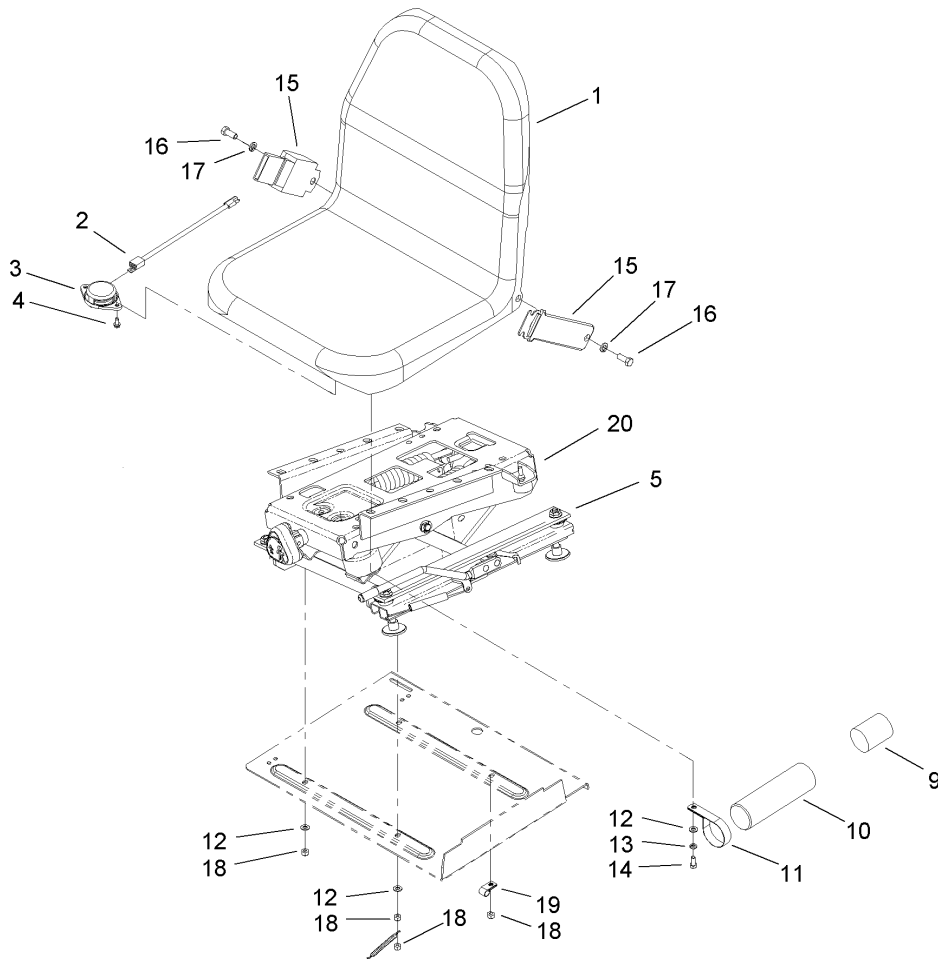
Ref	Part No.	Qty.	Description
26	5-0652	1	Spacer
27	323-29	1	Screw-HH
28	60-5700	1	Spring
29	92-7608-03	1	Bracket-Spring
30	92-7609	1	Shaft-Spring
31	92-7610	1	Retainer-Spring
32	32121-11	1	Pin-Roll
33	32144-14	2	Screw-HWH
34	3256-5	1	Washer-Flat
35	95-7151	1	Tube-Convoluted



## Brake Pedal Assembly

Ref	Part No.	Qty.	Description
1	93-8742	2	Footpad-Brake
4	63-7880	1	Pin-Latch, Brake
5	92-7530	1	LH Brake Cable ASM
6	92-7529	1	RH Brake Cable ASM
7	3256-69	3	Washer-Flat
8	32121-16	1	Pin-Spring
9	283-58	2	Pin-Clevis
10	75-1440-03	1	Pedal-Brake, LH ASM
11	3272-10	2	Pin-Cotter
12	32121-50	1	Pin-Spring
13	75-1430	1	Pedal-Brake, RH
13:2	256-42	2	Bushing
13:3	302-5	1	Fitting-Grease
14	322-3	4	Screw-HH
15	75-1470	1	Pin-Pivot, Brake
16	32128-20	4	Nut-HF
17	3290-378	1	Tie-Cable
18	256-236	2	Bearing-Mount, Flange
19	105-0138-03	1	Stabilizer
20	3256-26	2	Washer-Flat
21	3234-38	2	Screw-HHF
22	100-3868-03	1	Bracket-Tipper
23	3234-1	2	Screw-HHF
24	75-5390	1	Roller

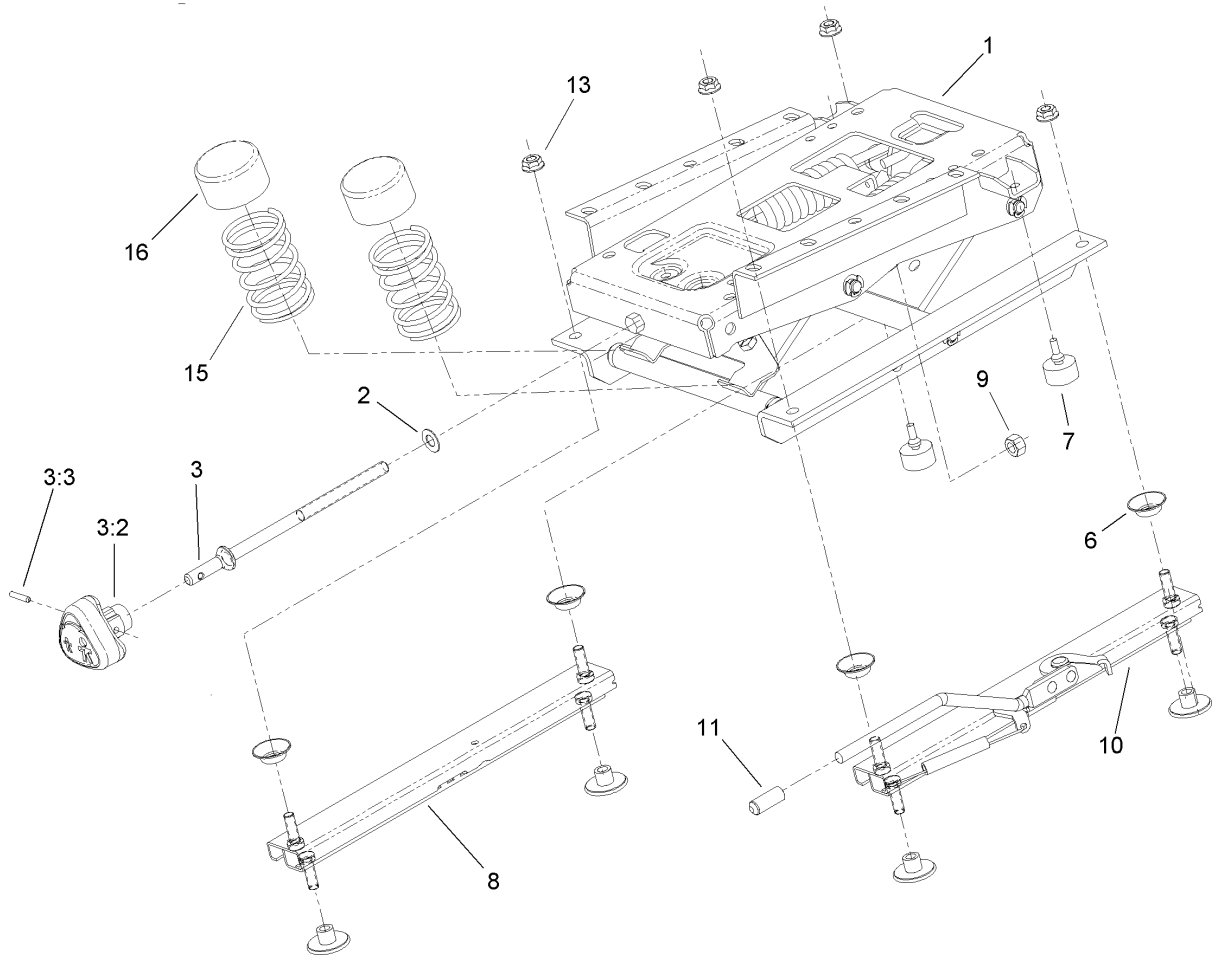
Ref	Part No.	Qty.	Description
25	75-5400	1	Pin-Roller
26	32151-61	2	Ring-Retaining



## Seat and Suspension Assembly

Ref	Part No.	Qty.	Description
1	104-4620	1	Seat-Olympic, Toro
2	106-7090	1	Harness-Wire, Seat Switch
3	92-6282	1	Switch-Seat
4	32144-10	2	Screw-HWH
5	32128-25	4	Nut-HF
9	104-7048	1	Cap-Housing
10	104-7050	1	Housing-Manual
11	2412-133	2	R-Clamp
12	3256-23	8	Washer-Flat
13	3253-4	4	Washer-Lock
14	322-3	4	Screw-HH
15	21-4191	1	Seat Belt ASM (Only On: 03807)
16	3212-4	2	Screw-HH (Only On: 03807)
17	3253-6	2	Washer-Lock (Only On: 03807)
18	3296-29	5	Nut-Lock, NI
19	2412-93	1	Clamp-R
20	76-1970	1	Seat Suspension ASM

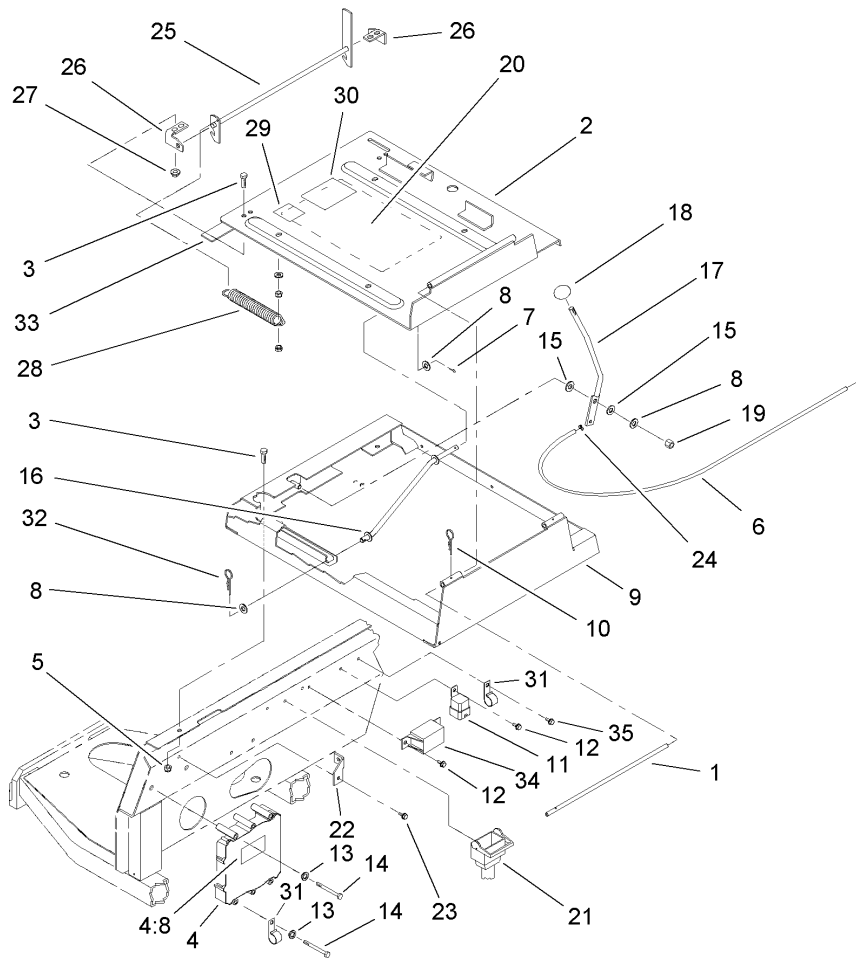
--	--	--	--



## Seat and Suspension Assembly No. 76-1970

Ref	Part No.	Qty.	Description
1	106-8085	1	Suspension ASM
2	3256-24	1	Washer-Flat
3	106-1031	1	Tension Adjuster Knob ASM
3:2	106-8093	1	Knob-Adjust, Tension
3:3	32121-45	1	Pin-Spring
6	66-9290	4	Spacer-Suspension
7	76-2940	2	Bumper
8	66-8530	1	Adjuster
9	32153-2	1	Nut-Lock
10	66-8510	1	Adjuster W/handle
11	75-3570	1	Tip-Vinyl
13	32128-25	4	Nut-HF
15	93-3163	2	Spring
16	93-3164	2	Cap

--	--	--	--

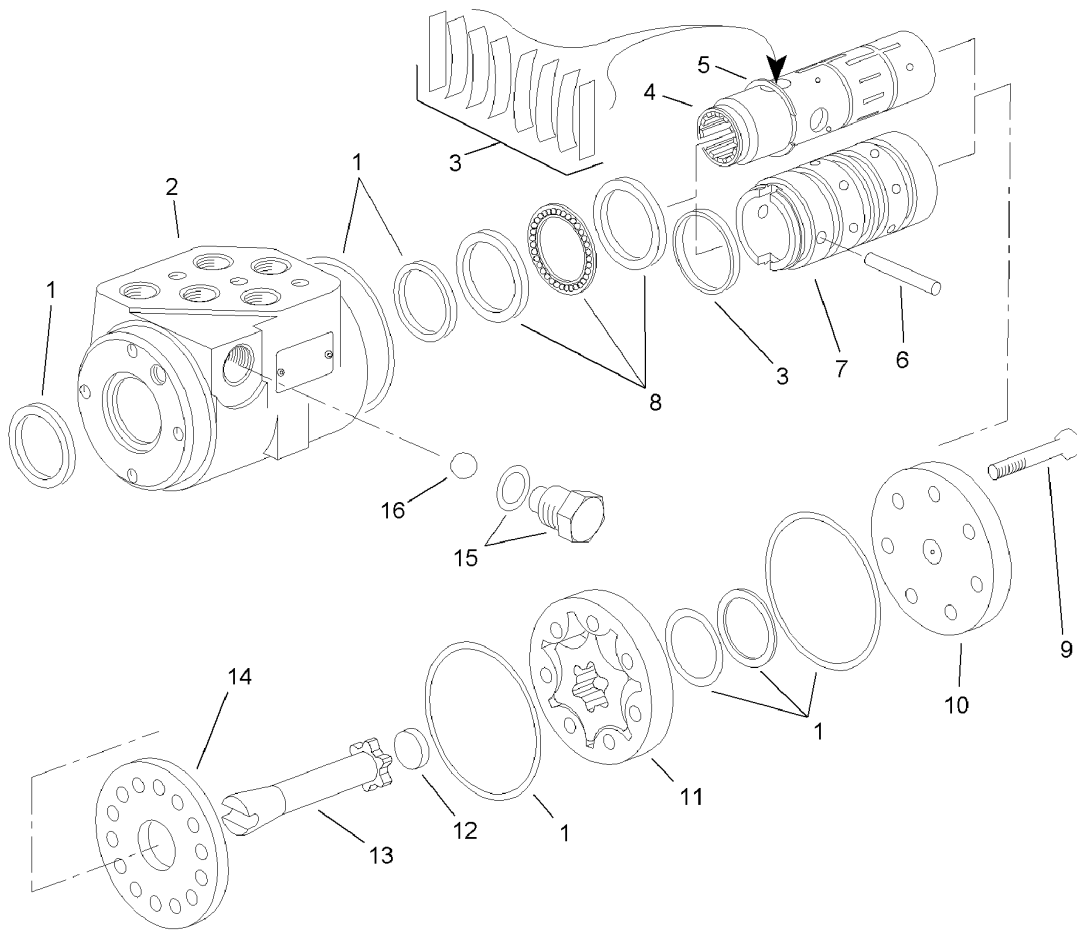


## Seat Frame and Throttle Assembly

Ref	Part No.	Qty.	Description
1	75-3400	1	Shaft-Pivot, Seat
2	98-2350-03	1	Plate-Seat ASM
3	322-3	8	Screw-HH
4	92-5720	1	Controller-Electronic
4:8	93-8053	1	Decal
5	3296-29	4	Nut-Lock, NI
6	105-0102	1	Cable-Throttle
7	3272-10	1	Pin-Cotter
8	3256-24	3	Washer-Flat
9	98-2352-03	1	Frame-Seat ASM
10	3290-467	1	Pin-Hair
11	70-1480	1	Relay
12	32144-10	3	Screw-HWH
13	3253-3	3	Washer-Lock
14	321-14	3	Screw-HH
15	52-2900	2	Washer-Poly
16	75-3680-03	1	Rod-Seat ASM
17	93-7598-03	1	Lever-Throttle
18	233-42	1	Knob
19	3296-39	1	Nut-Lock, NI
20	105-7528	1	Decal-Information, Solenoid
21	105-3352	1	Harness-Wire, Main
22	92-7396-03	1	Mount-Cable
23	49-2040	1	Screw-Tapping

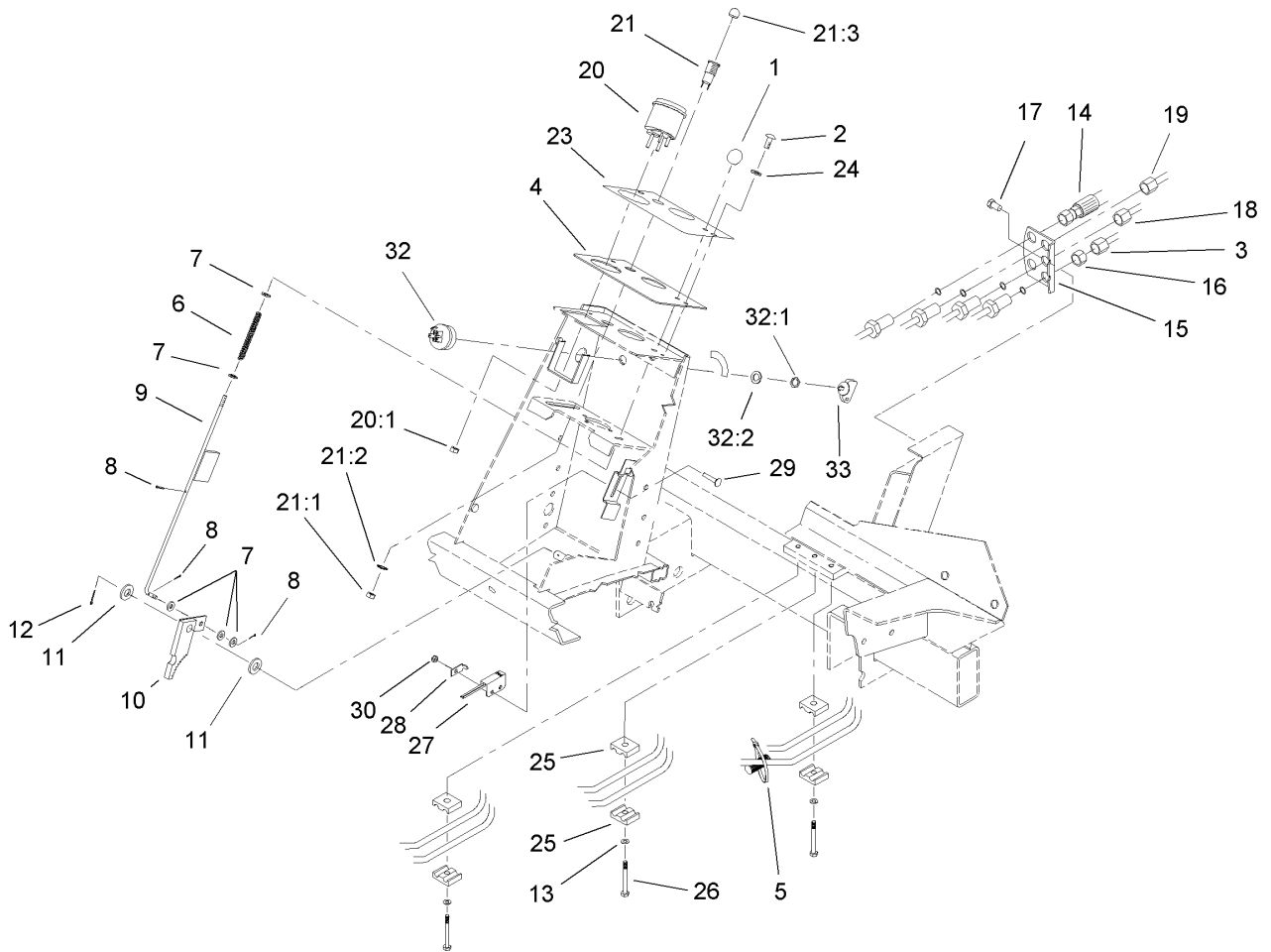
Ref	Part No.	Qty.	Description
24	52-5910	1	Ring-Retaining
25	98-2354-03	1	Latch-Seat ASM
26	98-2353	2	Bracket-Latch, Seat
27	32128-25	4	Nut-HF
28	66-4190-03	1	Spring-Idler, Clutch
29	105-4674	1	Decal-Noise, Ce
30	85-6910	1	Decal-Rating, Noise
31	2412-150	2	J-Clip
32	3290-307	1	Pin-Hair
33	94-8146	1	Strip-Foam
34	66-8800	1	Relay
35	32144-11	1	Screw-TAP





## Steering Control Assembly No. 105-3315

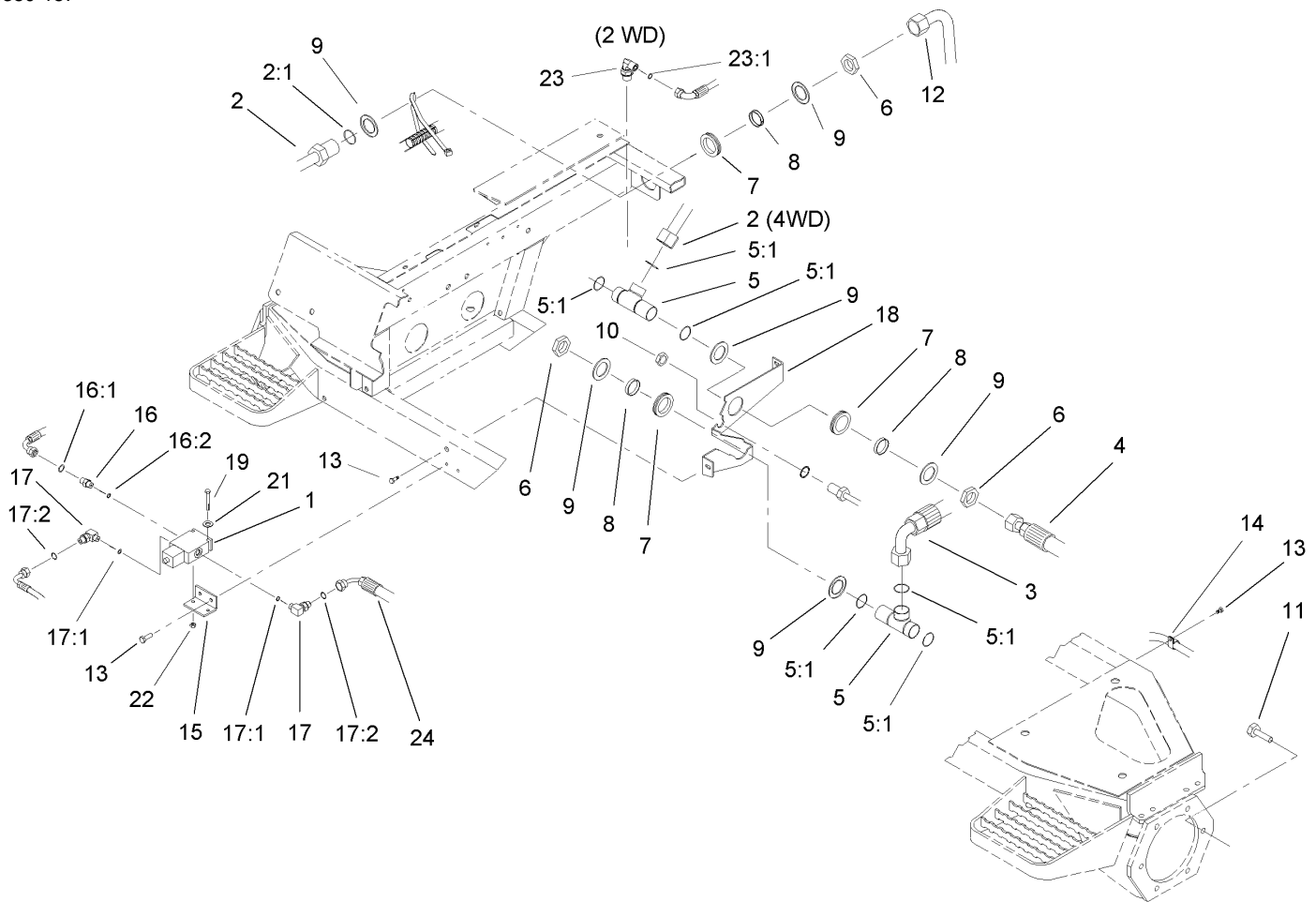
Ref	Part No.	Qty.	Description
1	94-4099	1	Seal Kit
2		1	Housing
3	94-4095	1	Centering Spring Kit
4		1	Spool
5	94-4098	1	Ring-Retaining
6	94-4094	1	Pin
7		1	Sleeve
8	94-4096	1	Bearing Kit
9	94-4088	7	Screw-Cap
10	94-4089	1	Cap-End
11	94-4090	1	Gerotor
12	94-4091	1	Spacer
13	94-4093	1	Drive
14	94-4092	1	Plate-Wear
15	94-4097	1	Plug ASM
16	94-4100	1	Ball



## Steering Tower Assembly

Ref	Part No.	Qty.	Description
1	233-17	1	Knob
2	87-6620	2	Screw
3	104-3738	1	HYD Tube ASM
4	93-7998-03	1	Plate-Instrument
5	3290-379	1	Tie-Cable
6	95-1821-03	1	Spring-Compression
7	3256-22	5	Washer-Flat
8	3272-5	3	Pin-Cotter
9	104-1492	1	Rod ASM
10	63-7900-03	1	Rack ASM
11	3256-26	2	Washer-Flat
12	3272-10	1	Pin-Cotter
13	3256-23	3	Washer-Flat
14	105-7926	1	Steering Hose ASM
15	92-7606-03	1	Bracket-Bulkhead
16	340-70	4	Nut-Lock
17	32144-14	2	Screw-HWH
18	104-3745	1	RH Rear Straight Tube ASM
●18:1	237-22	1	O-Ring
19	104-3746	1	Rear In Straight Tube ASM
●19:1	237-22	1	O-Ring
20	105-3304	1	Speedometer
20:1	3296-1	4	Nut-Lock, NI
21	44-2210	1	Light-Indicator, Red

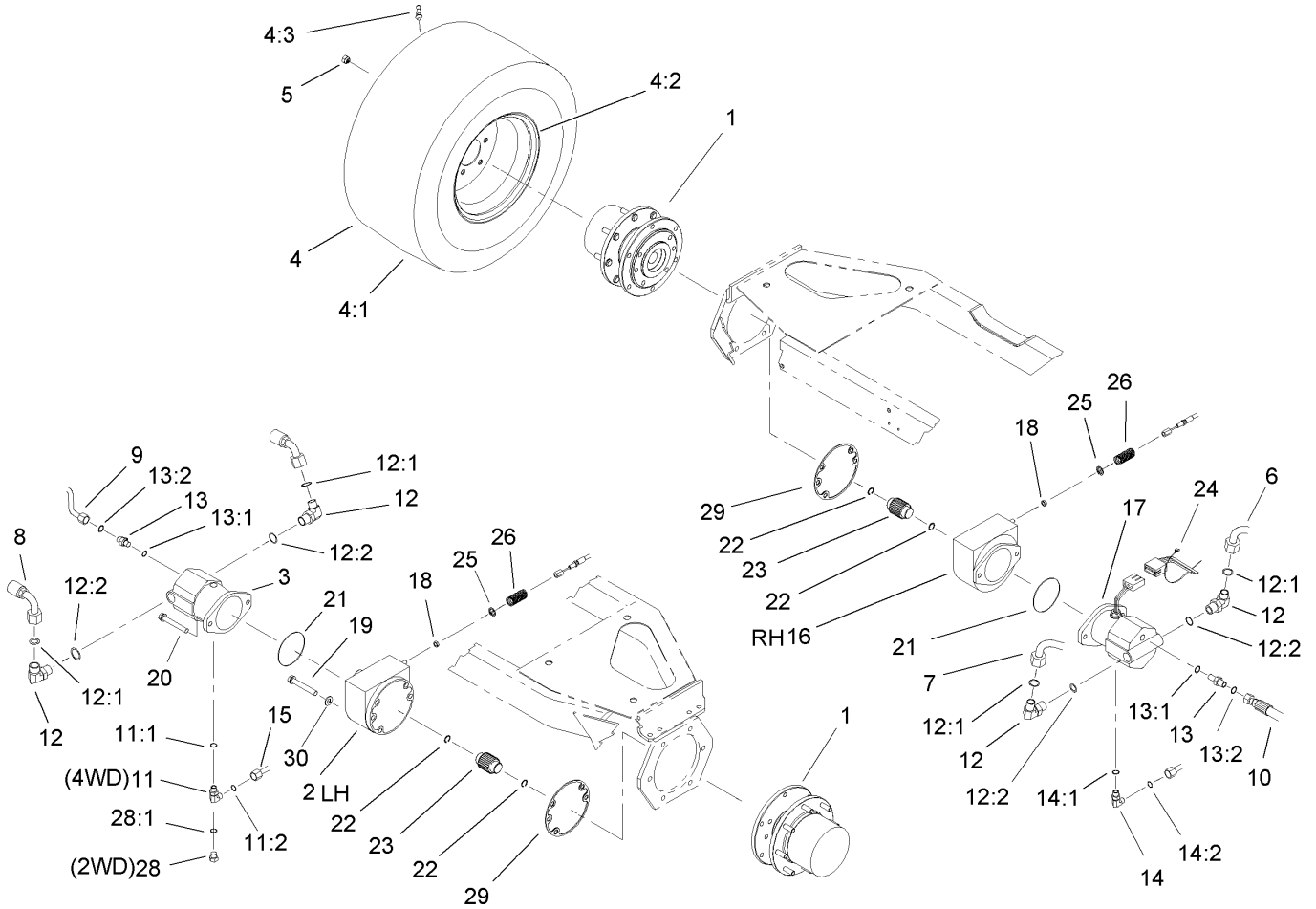
Ref	Part No.	Qty.	Description
21:1	218-535	1	Nut-Hex
21:2	218-536	1	Washer-Lock
21:3	218-533	1	Lens
●21:4	218-533	1	Bulb
23	93-1263	1	Decal-Tower
24	3256-1	2	Washer-Flat
25	56-7973	6	Clamp-Tube
26	322-6	3	Screw-HH
27	100-1270	1	Switch-Proximity
28	100-4872	1	Plate-Switch, Neutral
29	104-1450	1	Bolt-CARR
30	3296-2	1	Nut-Lock
32	104-2541	1	Switch-Key
32:1	218-461	1	Nut-HH
32:2	3254-5	1	Washer-Tooth
33	63-8360	1	Key-Ignition



## Front Hydraulic Drive Assembly

Ref	Part No.	Qty.	Description
1	105-3303	1	Flow Divider Valve ASM
2	104-3719	1	HYD Tube ASM (Only On: 03807)
2:1	340-65	1	O-Ring (Only On: 03807)
3	105-7922	1	Hyd Hose ASM
4	92-7486	1	Hydraulic Hose ASM
5	92-7550	2	Fitting-Bulkhead Tee
5:1	340-65	3	O-Ring
6	340-128	3	Nut-Bulkhead (Only On: 03807)
6	340-128	2	Nut-Bulkhead (Only On: 03806)
7	240-2	3	Grommet-Rubber (Only On: 03807)
7	240-2	2	Grommet-Rubber (Only On: 03806)
8	69-8950	2	Spacer (Only On: 03806)
8	69-8950	3	Spacer (Only On: 03807)
9	69-8920	6	Washer (Only On: 03807)
9	69-8920	4	Washer (Only On: 03806)
10	340-127	1	Nut-Bulkhead
11	33106-030	2	Screw-HHF
12	104-3736	1	HYD Tube ASM (Only On: 03807)
12:1	237-58	1	O-Ring (Only On: 03807)
13	32144-14	7	Screw-HWH
14	2412-93	2	Clamp-R
15	100-3807	1	Bracket-Flow Divider

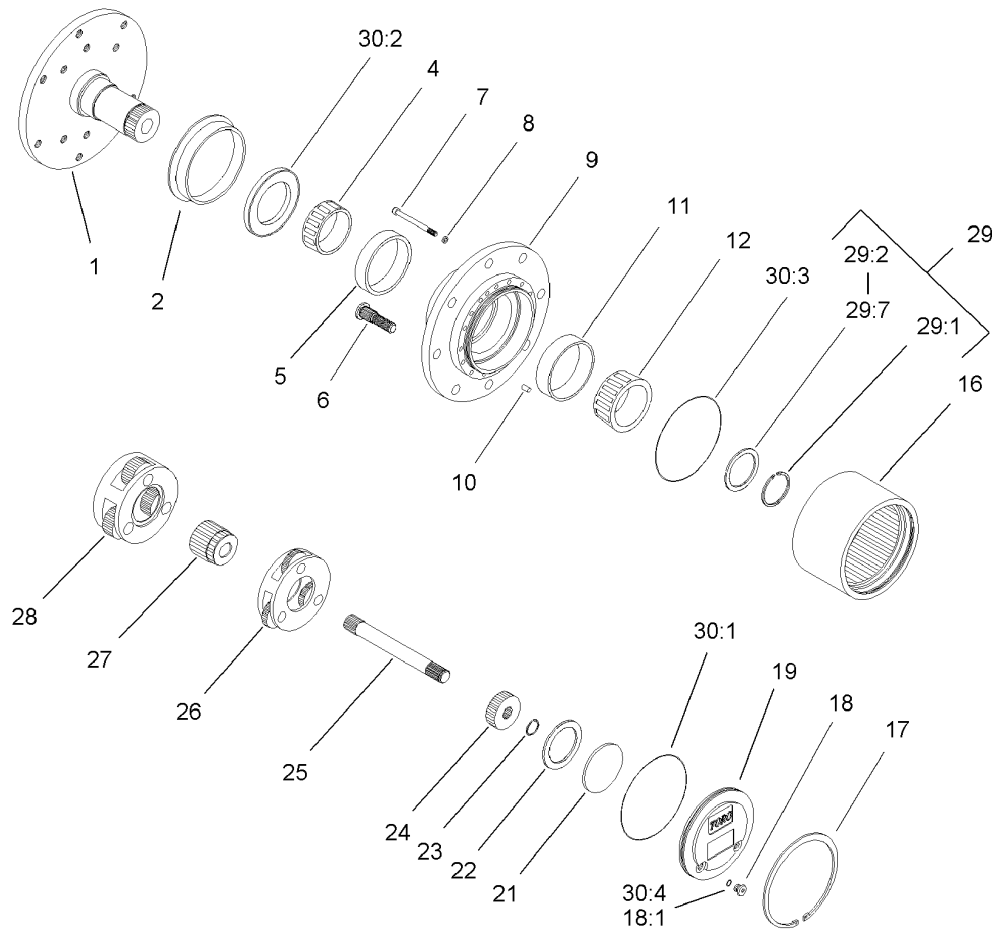
Ref	Part No.	Qty.	Description
16	340-1	1	Adapter
16:1	237-35	1	O-Ring
16:2	237-42	1	O-Ring
17	340-82	2	Adapter
17:1	237-42	1	O-Ring
17:2	237-21	1	O-Ring
18	92-7455-03	1	Plate-Bulkhead
19	321-23	2	Screw-HH
21	3256-2	2	Washer-Flat
22	3296-42	2	Nut-Lock, NI
23	92-7645	1	Fitting-Hyd, Swivel 90 DEG (Only On: 03806)
23:1	340-65	1	O-Ring (Only On: 03806)
24	100-3783	1	Hose ASM



## Front Axle and Brake Assembly

Ref	Part No.	Qty.	Description
1	105-4500-03	2	Planetary ASM
2	100-3070-03	1	Brake ASM
3	92-7385	1	HYD Motor ASM
4		2	Wheel & Tire ASM
4:1	95-3465	1	Tire
4:2	95-3464	1	Rim
4:3	232-24	1	Stem-Valve
5	92-7483	16	Nut-Lug
6	92-7475	1	Traction Tube ASM
7	92-7476	1	Traction Tube ASM
8	92-7487	1	HYD Hose ASM
9	92-7477	1	Motor Drain Tube ASM
10	92-7488	1	Hydraulic Hose ASM
11	340-18	1	Fitting-Hyd, 90 DEG (Only On: 03807)
11:1	237-79	1	O-Ring (Only On: 03807)
11:2	237-22	1	O-Ring (Only On: 03807)
12	340-142	4	Fitting-Hyd, 90 DEG
12:1	237-58	1	O-Ring
12:2	237-81	1	O-Ring
13	340-5	2	Fitting-Straight
13:1	237-42	1	O-Ring
13:2	237-30	1	O-Ring
14	340-98	1	Fitting-Hyd, 90 DEG

Ref	Part No.	Qty.	Description
14:1	237-79	1	O-Ring
14:2	237-30	1	O-Ring
15	92-7598	1	Front Drain Tube ASM (Only On: 03807)
16	100-3069-03	1	Brake ASM
17	93-7476	1	HYD Motor ASM
18	3218-4	2	Nut-Jam
19	33106-090	8	Screw-HHF
20	33116-120	4	Screw-HH
21	237-166	2	O-Ring
22	93-7972	4	Ring-Retaining, Internal
23	100-3046	2	Shaft-Brake, Splined
24	3290-378	2	Tie-Cable
25	94-3050	2	Plate-Spring
26	94-3088	2	Spring-Compression
28	353-550	1	Plug-HYD (Only On: 03806)
28:1	237-79	1	O-Ring (Only On: 03806)
29	93-7984	2	Gasket
30	3256-26	4	Washer-Flat



## Planetary Assembly No. 105-4500-03

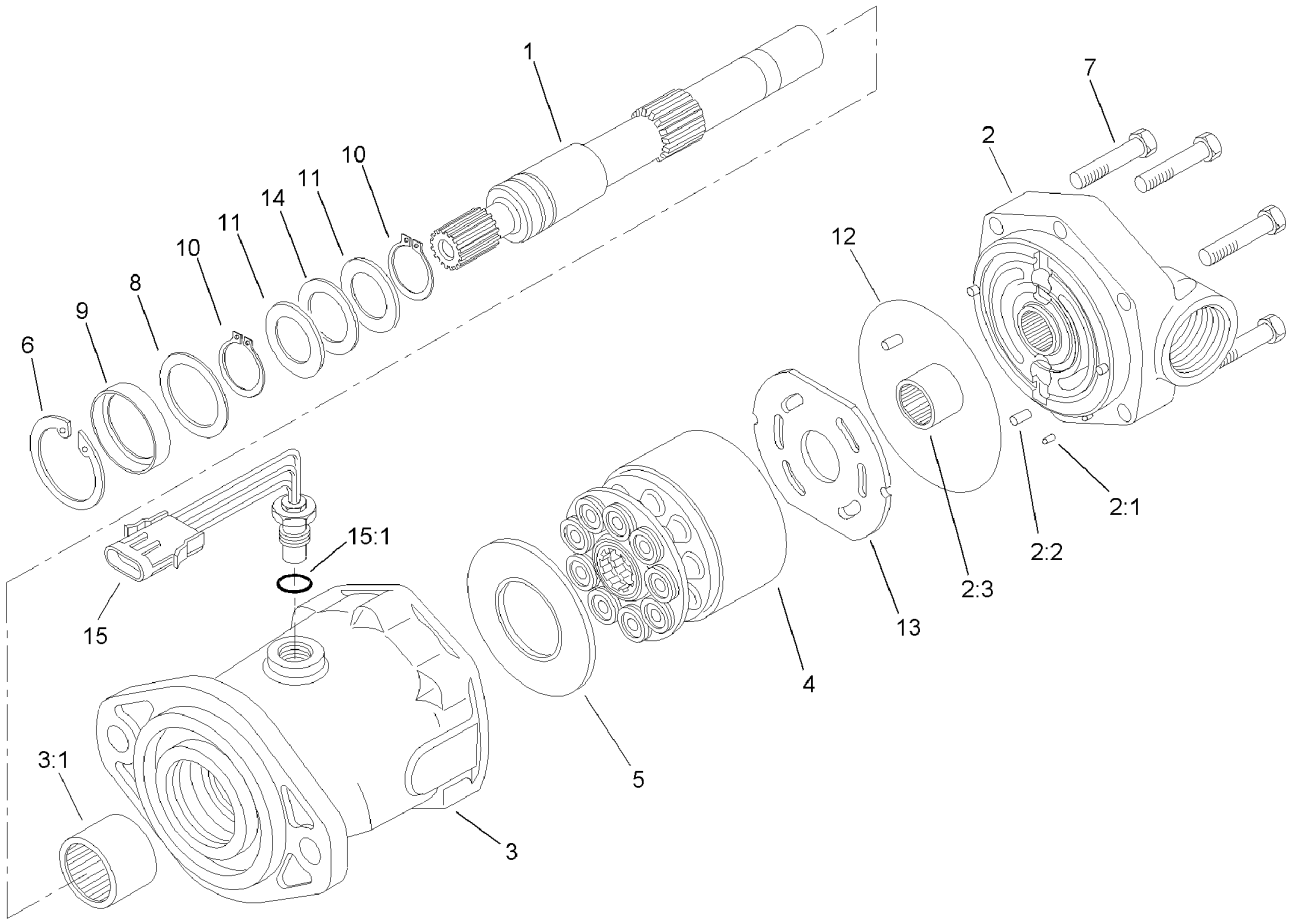
Ref	Part No.	Qty.	Description
②1		1	Spindle
2	105-8122	1	Seal-Boot
4	105-8120	1	Bearing-Cone
5	105-8119	1	Bearing-Cup
6	105-8124	8	Stud-Wheel
7	105-8125	16	Bolt-Head, Socket
8	3253-18	16	Washer-Lock/sp
②9		1	Housing
10	105-8121	1	Pin-Dowel
11	105-8117	1	Bearing-Cup
12	105-8118	1	Bearing-Cone
16	105-8113	1	Gear-Ring
17	105-8132	1	Ring-Retaining
18	353-990	2	Plug
18:1	237-78	1	O-Ring
19	105-8138	1	Cap-End
21	105-8133	1	Plug-Thrust
22	105-8123	1	Washer-Thrust
23	105-8131	1	Ring-Retaining
24	105-8114	1	Gear-Primary
25	105-8115	1	Shaft-Drive
26	105-8129	1	Primary Carrier ASM
27	105-8139	1	Gear-Secondary
28	105-8130	1	Secondary Carrier ASM

Ref	Part No.	Qty.	Description
29	105-8136	1	Part Kit
②29:1		1	Ring-Snap
②29:2		1	Shim-Bearing, 2.9mm
②29:3		1	Shim-Bearing, 2.8mm
②29:4		1	Shim-Bearing, 2.7mm
②29:5		1	Shim-Bearing, 2.6mm
②29:6		1	Shim-Bearing, 2.5mm
②29:7		1	Shim-Bearing, 2.4mm
①30	105-8137	1	Seal Kit
②30:1		1	O Ring-Flange Cap
②30:2		1	Seal-Oil
②30:3		2	O Ring-End Cap
30:4	237-78	2	O-Ring



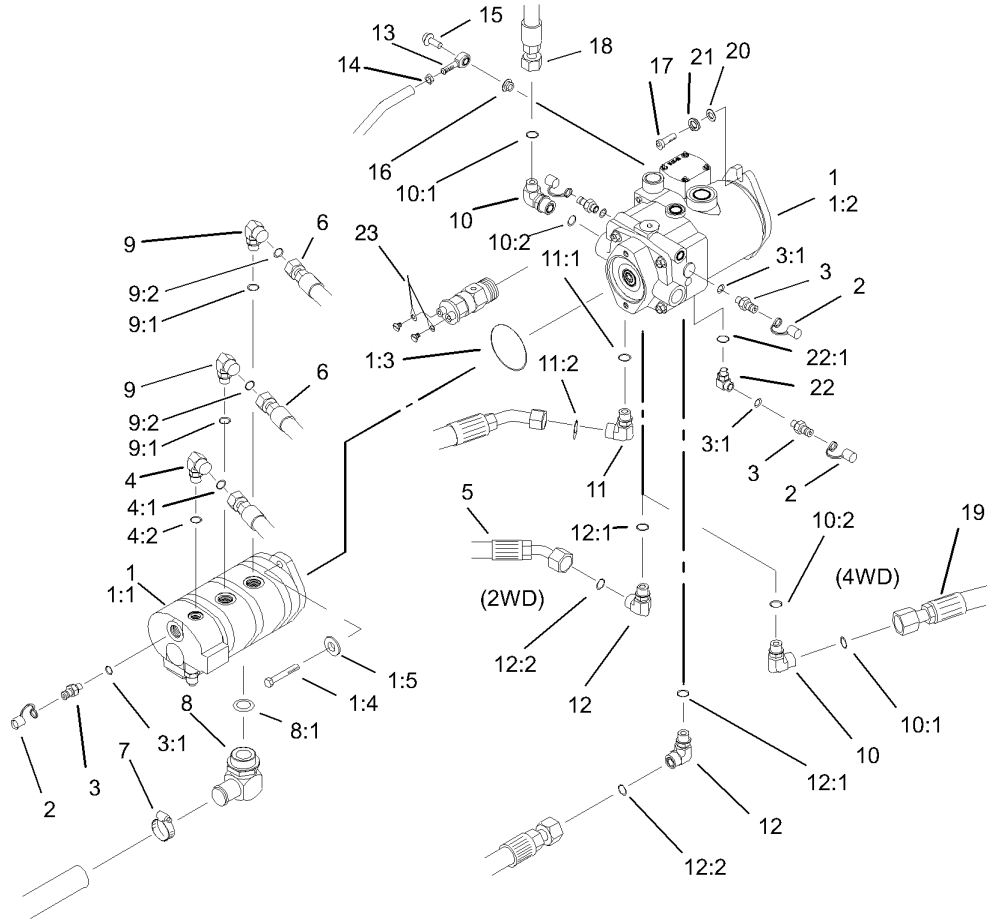






### Hydraulic Motor Assembly No. 93-7476

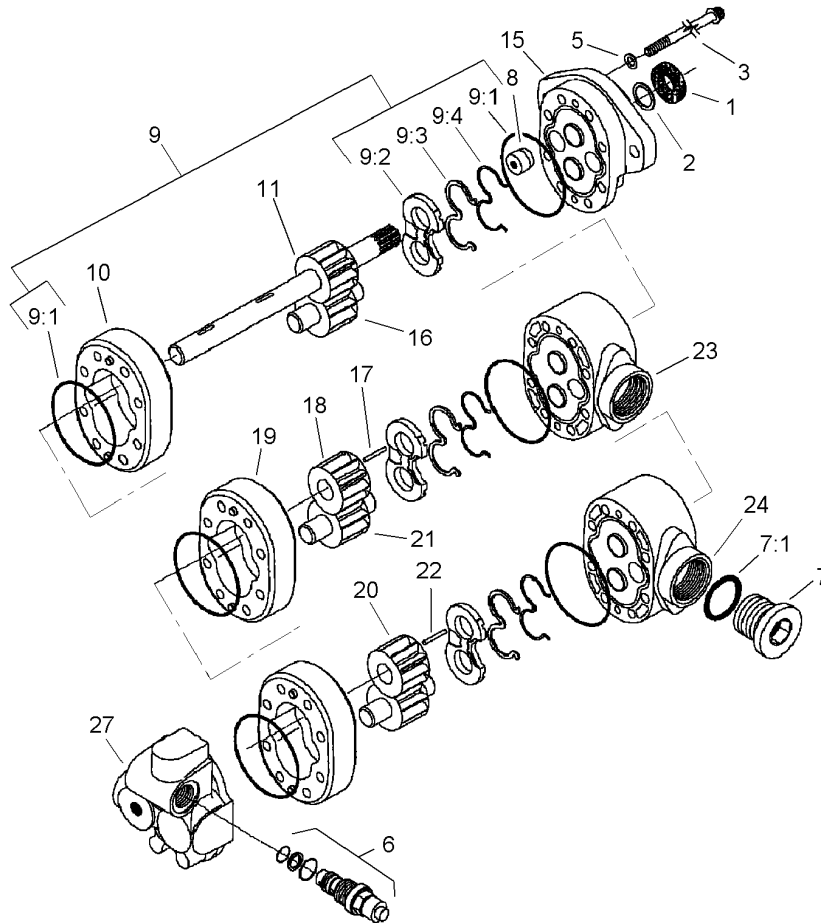
Ref	Part No.	Qty.	Description
1	94-3004	1	Shaft-Drive, Splined
2	94-3005	1	Backplate ASM
2:1		1	Pin-Dowel
2:2		3	Pin-Dowel
2:3		1	Bearing-Needle
3	94-3006	1	Housing ASM
3:1		1	Bearing-Needle
4	76-6910	1	Rotating Kit
5	76-6970	1	Insert-Plate, Cam
6	76-7010	1	Ring-Retaining
7	94-3002	6	Capscrew
8	94-3007	1	Washer
9	105-3331	1	Seal-Shaft
10	76-7000	2	Ring-Retaining
11	76-6950	2	Race-Thrust
12	76-6980	1	O-Ring
13	94-3003	1	Plate-Valve
14	76-6960	1	Bearing-Thrust
15	94-3010	1	Sensor-Speed, Pickup
15:1		1	O-Ring

## Hydraulic Pump Installation Assembly

Ref	Part No.	Qty.	Description
1		1	Pump Assembly
1:1	105-3317	1	Pump-Gear
1:2	105-3356	1	Pump-Piston
1:3	60-3520	1	O-Ring
1:4	323-7	2	Screw-HH
1:5	95-6055	2	Washer
2	354-79	4	Cap-Dust
3	354-77	4	Fitting-Quick
3:1	237-78	1	O-Ring
4	340-77	1	Fitting-Hyd, 90 DEG
4:1	237-22	1	O-Ring
4:2	237-42	1	O-Ring
5	105-7921	1	HYD Hose ASM (Only On: 03806)
6	105-7927	2	Hyd Hose ASM
7	2412-111	1	Clamp
8	92-7526	1	Fitting-Hyd, 90 DEG
8:1	237-101	1	O-Ring
9	340-105	2	Fitting-Hyd, 90 DEG
9:1	237-80	1	O-Ring
9:2	237-30	1	O-Ring
10	340-15	1	Fitting-Hyd, 90 DEG (Only On: 03806)
10	340-15	2	Fitting-Hyd, 90 DEG (Only On: 03807)

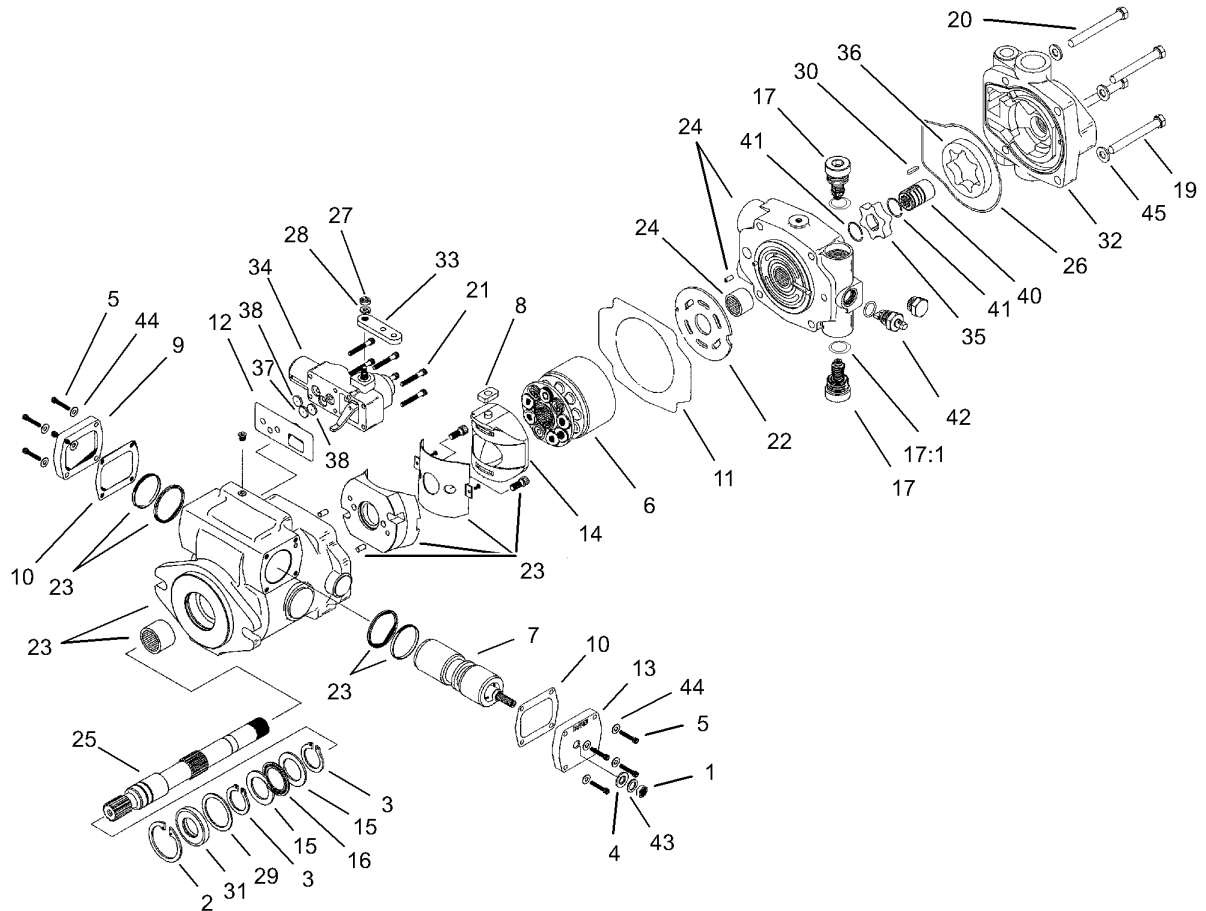
Ref	Part No.	Qty.	Description
10:1	237-58	1	O-Ring
10:2	237-146	1	O-Ring
11	104-3796	1	Fitting-Hyd, 90 DEG
11:1	237-81	1	O-Ring
11:2	340-65	1	O-Ring
12	340-129	1	Fitting-Hyd, 90 DEG (Only On: 03807)
12	340-129	2	Fitting-Hyd, 90 DEG (Only On: 03806)
12:1	237-146	1	O-Ring
12:2	340-65	1	O-Ring
13	2411-36	1	Bearing-End, Rod
14	3220-3	1	Nut-Jam
15	3234-11	1	Screw-HHF
16	3296-59	1	Nut-Lock, NI
17	325-6	2	Screw-HH
18	104-3789	1	Filter Hose ASM
19	105-7920	1	HYD Hose ASM (Only On: 03807)
20	87-7270	2	Washer-Thrust
21	3253-7	2	Washer-Lock (Only On: 03807)
22	75-6640	1	Fitting-Hyd, Special
22:1	237-78	1	O-Ring
23	105-0122	1	Harness-Wire



### Gear Pump Assembly No. 105-3317

Ref	Part No.	Qty.	Description
1	49-2640	1	Seal-Shaft
2	60-5890	1	Washer
3	105-2898	8	Screw-Cap
5	74-8920	4	Washer-Copper
6	105-2891	1	Relief Valve ASM
7	94-3013	1	Plug
⊕7:1		1	O-Ring
8	94-3011	1	Plug
9	94-3015	1	Seal Kit
9:1	56-6710	6	O-Ring
⊕9:2		3	Plate-Wear
⊕9:3		3	Seal-Pressure, Balance
⊕9:4		3	Gasket-Backup
⊕10		1	Body
⊕11		1	Drive Gear ASM
⊕15		1	Front Plate ASM
⊕16		1	Gear-Idler
⊕17		1	Key
⊕18		1	Gear
⊕19		1	Body
⊕20		1	Gear
⊕21		1	Gear-Idler
⊕22		1	Key
⊕23		1	Plate-Adaptor

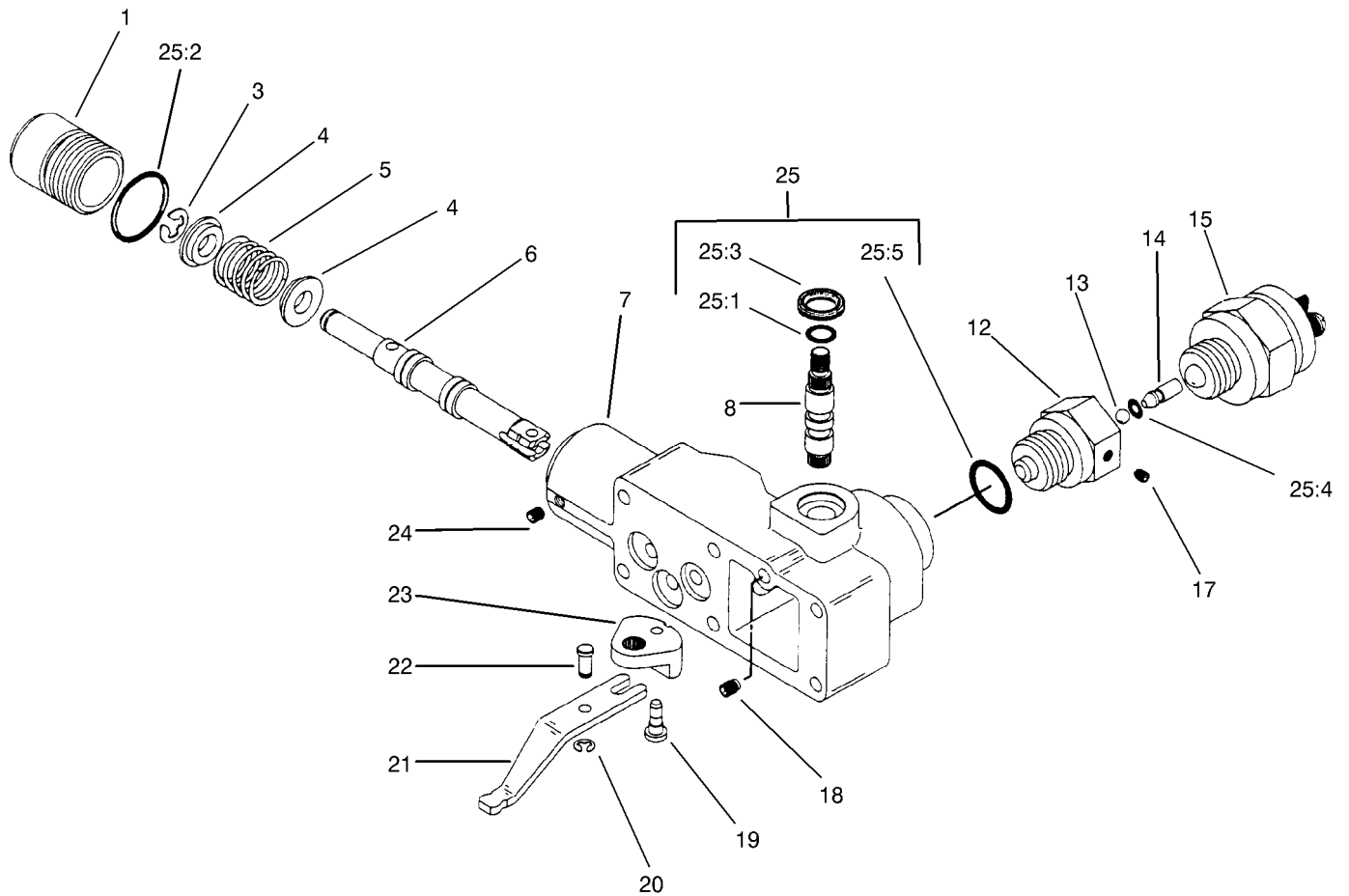
Ref	Part No.	Qty.	Description
⊕24		1	Plate-Adaptor
⊕27		1	Body



## Piston Pump Assembly No. 105-3356

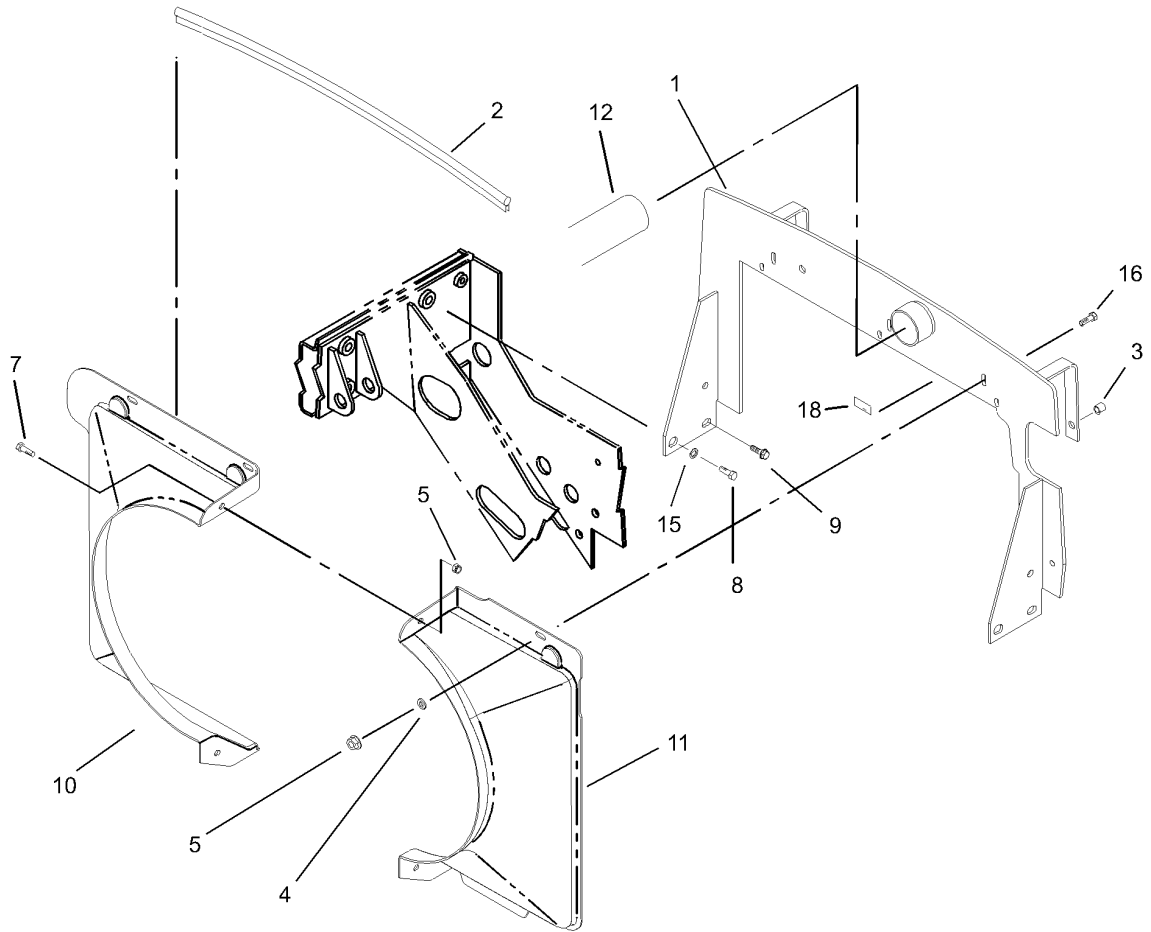
Ref	Part No.	Qty.	Description
1	3220-2	1	Nut-Jam
2	60-6260	1	Ring
3	76-7000	2	Ring-Retaining
4	94-3027	1	Washer-Seal
5	93-6337	8	Screw
6	93-6322	1	Rotating Kit
7	105-2856	1	Servo Piston ASM
8	94-3032	1	Follower-Piston
9	94-3033	1	Plate-Cover
10	93-6339	2	Gasket
11	105-2900	1	Gasket-Housing
12	105-2901	1	Gasket-Housing, Control
13	94-3034	1	Plate-Cover
14	94-3026	1	Camplate ASM
15	76-6950	2	Race-Thrust
16	60-6170	1	Bearing-Thrust
17	105-2858	2	Valve-Relief
17:1		1	O-Ring
19	323-15	2	Screw-HH
20	323-16	2	Screw-HH
21	93-6324	6	Screw
22	105-2902	1	Plate-Valve
23	105-2903	1	Housing
24	105-8149	1	Endcover ASM

Ref	Part No.	Qty.	Description
25	94-3020	1	Shaft-Drive
26	105-2905	1	O Ring-Molded
27	3217-5	1	Nut-Hex
28	3253-3	1	Washer-Lock
29	94-3007	1	Washer
30	105-2906	1	Key
31	105-3331	1	Seal-Shaft
32	105-2907	1	Charge Pump Adapter ASM
33	94-3031	1	Arm-Control
34	93-6306	1	Control ASM
35	105-2908	1	Gerotor-Inner Ring
36	99-8707	1	Gerotor-Outer
37	105-2909	1	Orifice-Control
38	105-2910	2	Orifice-Control Valve
40	105-2911	1	Coupler
41	105-2912	2	Ring-Retaining
42	105-2913	1	Valve-Bypass
43	94-3030	1	Washer
44	93-6336	8	Washer
45	3256-24	4	Washer-Flat



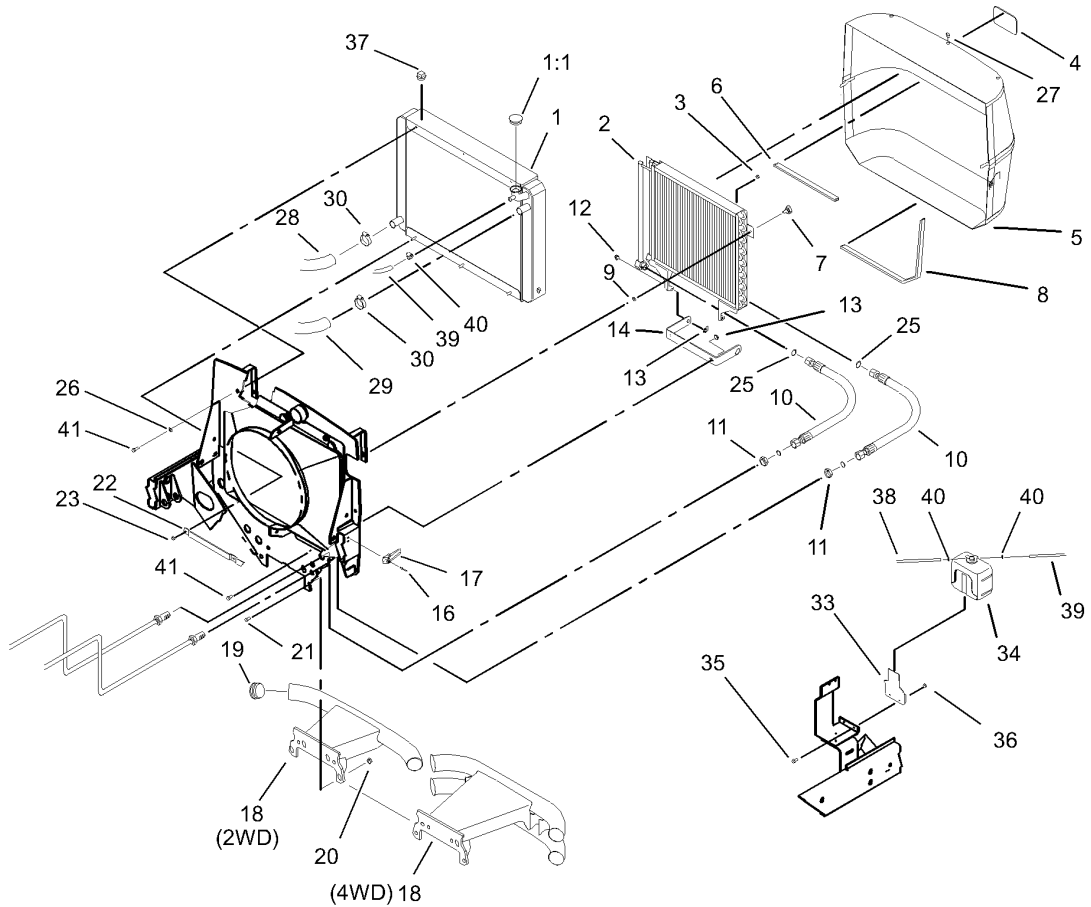
### Control Assembly No. 93-6306

Ref	Part No.	Qty.	Description
21		1	Plug
23		1	Ring-Retaining
24		2	Retainer-Spring
25		1	Spring
26		1	Valve-Spool
27		1	Housing-Control
28		1	Shaft-Input
12		1	Adaptor
13		1	Ball
14		1	Pin
15	94-3043	1	Switch-Safety, Neutral
17		1	Screw-Set
18		1	Screw-Set
19		1	Pin
20		1	Ring-Retaining
21		1	Link
22		1	Pin-Dowel
23		1	Crank-Bell
24		1	Screw-Set
25	94-3044	1	Seal Kit
25:1		1	O-Ring
25:2		1	O-Ring
25:3		1	Seal-Wiper
25:4		1	O-Ring
25:5		1	O-Ring

## Radiator Support and Shroud Assembly

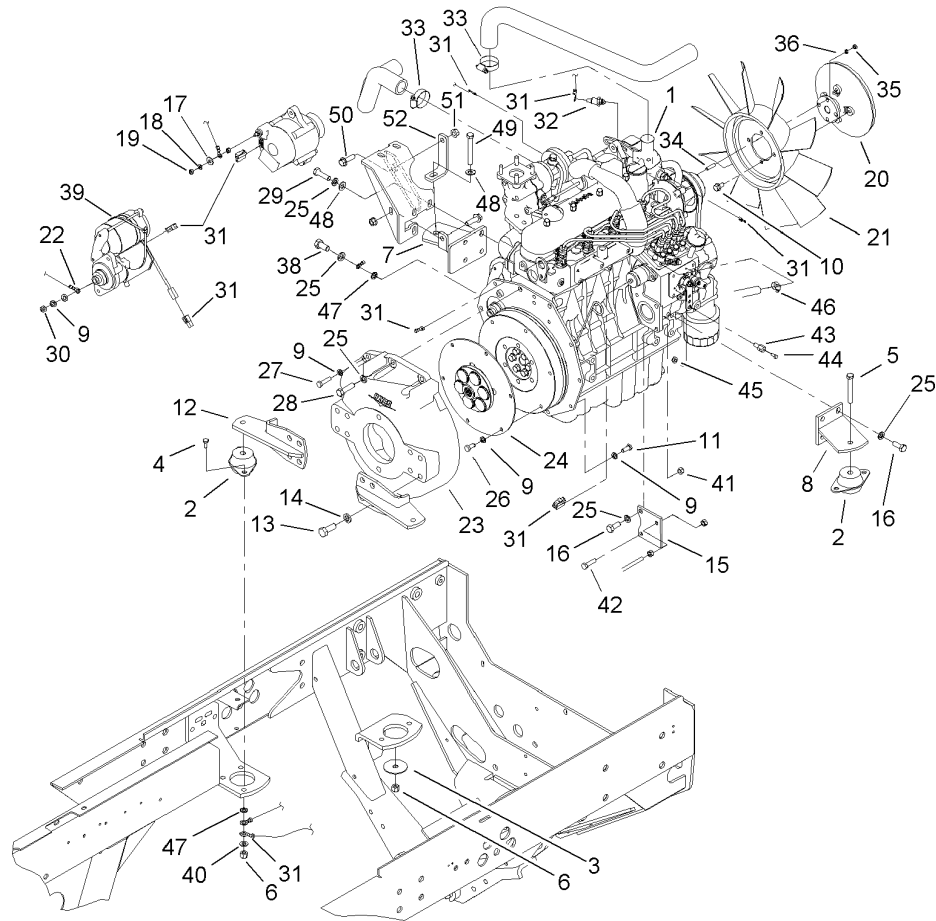
Ref	Part No.	Qty.	Description
1	104-3783-03	1	Support-Radiator
2	93-7553	1	Seal-Hood
3	32148-10	2	Insert-Threaded
4	3256-56	3	Washer-Flat
5	32128-20	5	Nut-HF
7	3234-5	2	Screw
8	33118-025	2	Screw-HH
9	3234-1	2	Screw-HHF
10	105-0104	1	Shroud-Fan, RH
11	105-0103	1	Shroud-Fan, LH
12	104-5209	1	Hose-Air Cleaner
15	3256-27	2	Washer-Flat
16	3230-2	3	Bolt-CARR
18	93-6681	1	Decal-Warning, Fan



## Radiator and Screen Assembly

Ref	Part No.	Qty.	Description
1	104-3780	1	Radiator ASM
1:1	93-5957	1	Cap-Radiator
2	82-3740	1	Cooler-Oil
3	94-2638	4	Nut-Tinnerman
4	93-6028	1	Plate-Logo
5	92-7505-03	1	Screen
6	92-7631	1	Seal-Screen
7	77-3620	2	Knob-Retainer
8	93-4208	1	Seal-Screen, Strip
9	32151-72	2	Ring-Retaining
10	92-7535	2	Hose ASM
11	340-74	2	Locknut-Bulkhead
12	37-8771	2	Bolt-Shoulder
13	32128-20	4	Nut-HF
14	92-7516-03	1	Bracket-Support, Cooler Base
16	3269-4	4	Rivet-Pop
17	105-9296	2	Latch-Draw
18	100-3758-03	1	Bumper (Only On: 03807)
18	100-3776-03	1	Bumper-Short (Only On: 03806)
19	2410-42	2	Cap-End (Only On: 03806)
19	2410-42	4	Cap-End (Only On: 03807)
20	3296-23	4	Nut-Lock, NI
21	325-6	4	Screw-HH
22	92-7416-03	1	Strap-Radiator

Ref	Part No.	Qty.	Description
23	3296-29	3	Nut-Lock, NI
25	237-65	2	O-Ring
26	3256-23	3	Washer-Flat
27	2410-64	3	Plug-Button
28	104-3781	1	Hose-Radiator, Lower
29	104-3782	1	Hose-Radiator, Upper
30	2412-34	2	Clamp-Hose
33	98-4576	1	Bracket-Reservoir Water
34	104-9318	1	Bottle-Overflow
35	321-4	2	Screw-HH
36	3296-42	2	Nut-Lock, NI
37	281-13	1	Plug-Pipe
38	98-7895	1	Tube
39	54-8040	1	Hose-Fuel
40	2412-108	2	Clamp-Worm
41	3234-5	5	Screw

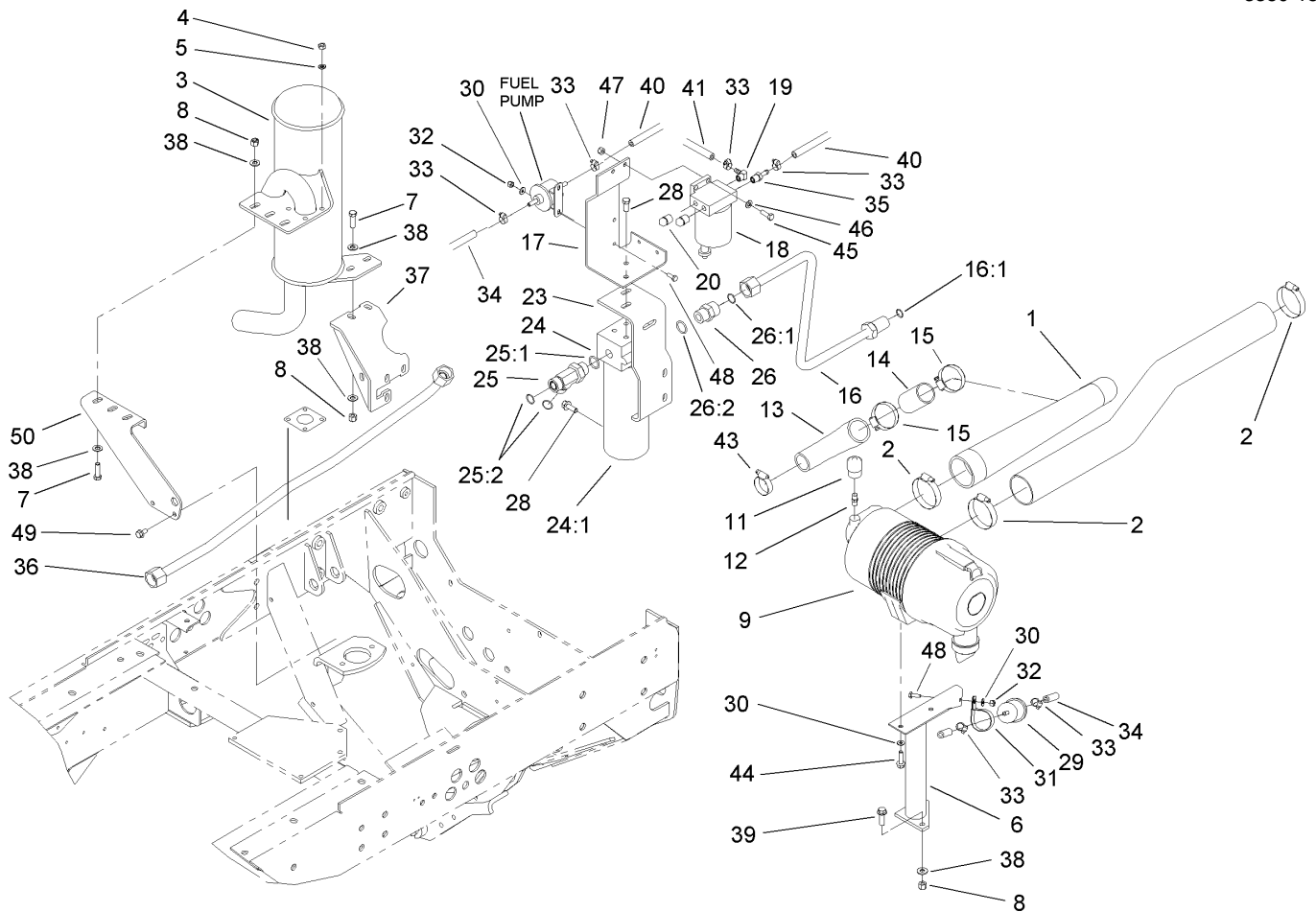


## Engine Installation Assembly

Ref	Part No.	Qty.	Description
1	106-7050	1	Engine-Kubota
2	53-9680	4	Mount-Engine
3	87-5100	4	Washer-Snubbing
4	323-7	7	Screw-HH
5	323-13	3	Screw-HH
6	3296-39	11	Nut-Lock, NI
7	105-7914-03	1	Bracket-Engine
8	104-3762-03	1	Bracket-Engine, Front LH
9	42-9850	15	Washer-Lock, Spring
10	3234-7	4	Screw-HHF
11	33114-020	2	Screw-HH
12	104-3764-03	2	Plate-Engine, Rear
13	325-5	8	Screw-HH
14	3253-7	8	Washer-Lock
15	104-3778-03	1	Plate-Throttle
16	63-7790	6	Screw-Cap
17	3256-78	1	Washer-Flat
18	43-5930	1	Washer-Spring
19	48-7890	1	Nut
20	105-0129	1	Clutch-Fan
21	74-3650	1	Fan
22	99-3441	1	Harness-Wire, Fusible Link
23	105-0100	1	Flywheel Housing ASM
24	105-0101	1	Flywheel Coupling ASM

Ref	Part No.	Qty.	Description
25	42-9600	12	Lockwasher-Spring
26	33114-016	6	Screw-HH
27	33114-030	6	Screw-HH
28	87-3700	2	Screw-Cap, HH
29	99-6058	3	Screw-Cap
30	57-6390	1	Nut-Jam
31	106-5972	1	Harness-Wire
32	98-9346	1	Sender-Temperature
33	2412-34	2	Clamp-Hose
34	104-5222	4	Stud
35	33013-00	4	Nut-Hex
36	3253-18	4	Washer-Lock/sp
38	43-0090	1	Screw-HH
39	3290-379	2	Tie-Cable
40	3256-3	1	Washer-Flat
41	33024-00	1	Nut-Lock
42	33114-030	1	Screw-HH
43	98-9311	1	Swivel-Throttle
44	25-8640	1	Screw-HH
45	3296-20	1	Nut-Lock, NI
46	2412-108	2	Clamp-Worm
47	3255-9	2	Washer-Lock, Ext
48	48-9220	4	Washer
49	323-14	1	Screw-HH





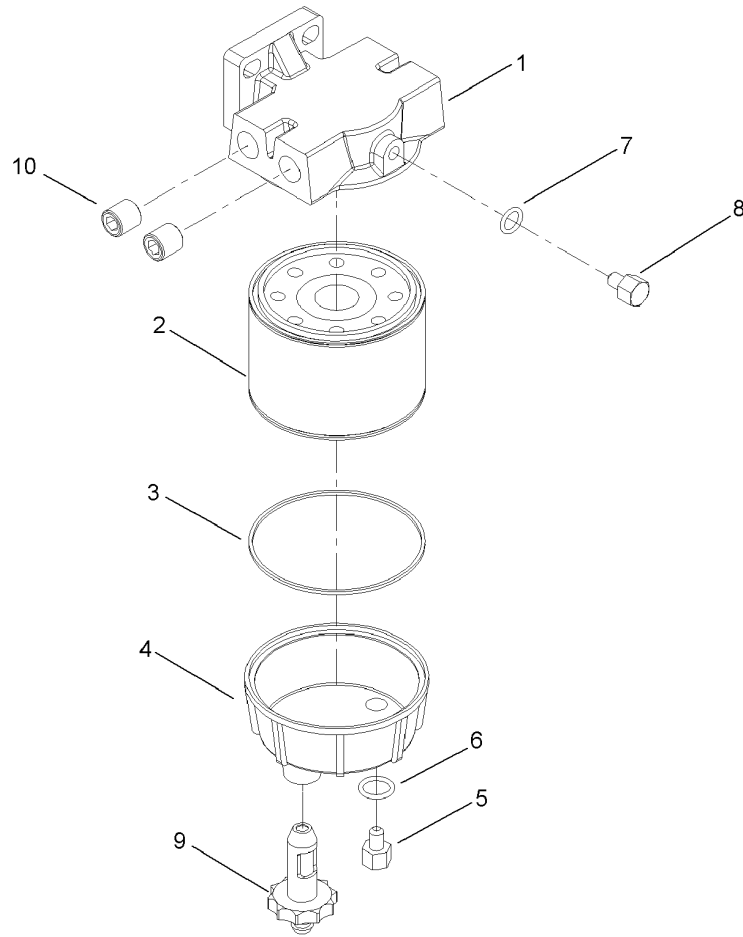
## Oil/Water/Fuel Filter, Muffler and Air Cleaner Assembly

Ref	Part No.	Qty.	Description
1	104-5208	1	Hose-Turbo, Air Cleaner
2	2412-125	3	Clamp-Hose
3	105-9260	1	Muffler ASM
4	33014-00	4	Nut-Hex
5	42-9850	6	Washer-Lock, Spring
6	106-7792-03	1	Support-Filter, Air
7	323-7	5	Screw-HH
8	3296-39	7	Nut-Lock, NI
9	100-2597	1	Air Filter ASM
11	93-9164	1	Indicator-Mini
12	94-1416	1	Indicator Adapter ASM
13	104-5207	1	Hose-Turbo
14	104-5214	1	Spacer-Tubular
15	2412-92	2	Clamp-Hose
16	104-3742	1	HYD Filter Tube ASM
16:1	237-65	1	O-Ring
17	104-3776-03	1	Bracket-Separator, Fuel
18	98-9305	1	Water/fuel Filter ASM
19	353-781	1	Fitting-Elbow
20	281-13	2	Plug-Pipe
23	104-5213-03	1	Bracket-Filter, Oil
24	94-2620	1	Oil Filter ASM
24:1	94-2621	1	Element-Filter
25	340-148	1	Fitting-Tee

Ref	Part No.	Qty.	Description
25:1	237-81	1	O-Ring
25:2	237-58	2	O-Ring
26	340-9	1	Fitting-Hyd, Straight
26:1	237-58	1	O-Ring
26:2	237-81	1	O-Ring
28	3234-25	4	Screw-HHF
29	98-7612	1	Filter-Fuel
30	3256-1	5	Washer-Flat
31	2412-147	1	Clamp
32	3296-42	3	Nut-Lock, NI
33	2412-108	6	Clamp-Worm
34	93-2043	1	Hose-Fuel
35	353-783	1	Fitting
36	104-3749	1	HYD Tube ASM
37	105-7910-03	1	Support-Muffler
38	3256-56	12	Washer-Flat
39	3234-24	2	Screw-HHF
40	92-9283	1	Hose-Fuel
41	63-7627	1	Hose-Fuel
43	2412-3	1	Clamp-Hose
44	33104-030	2	Screw-HHF
45	322-5	2	Screw-HH
46	3256-23	2	Washer-Flat
47	3296-29	2	Nut-Lock, NI

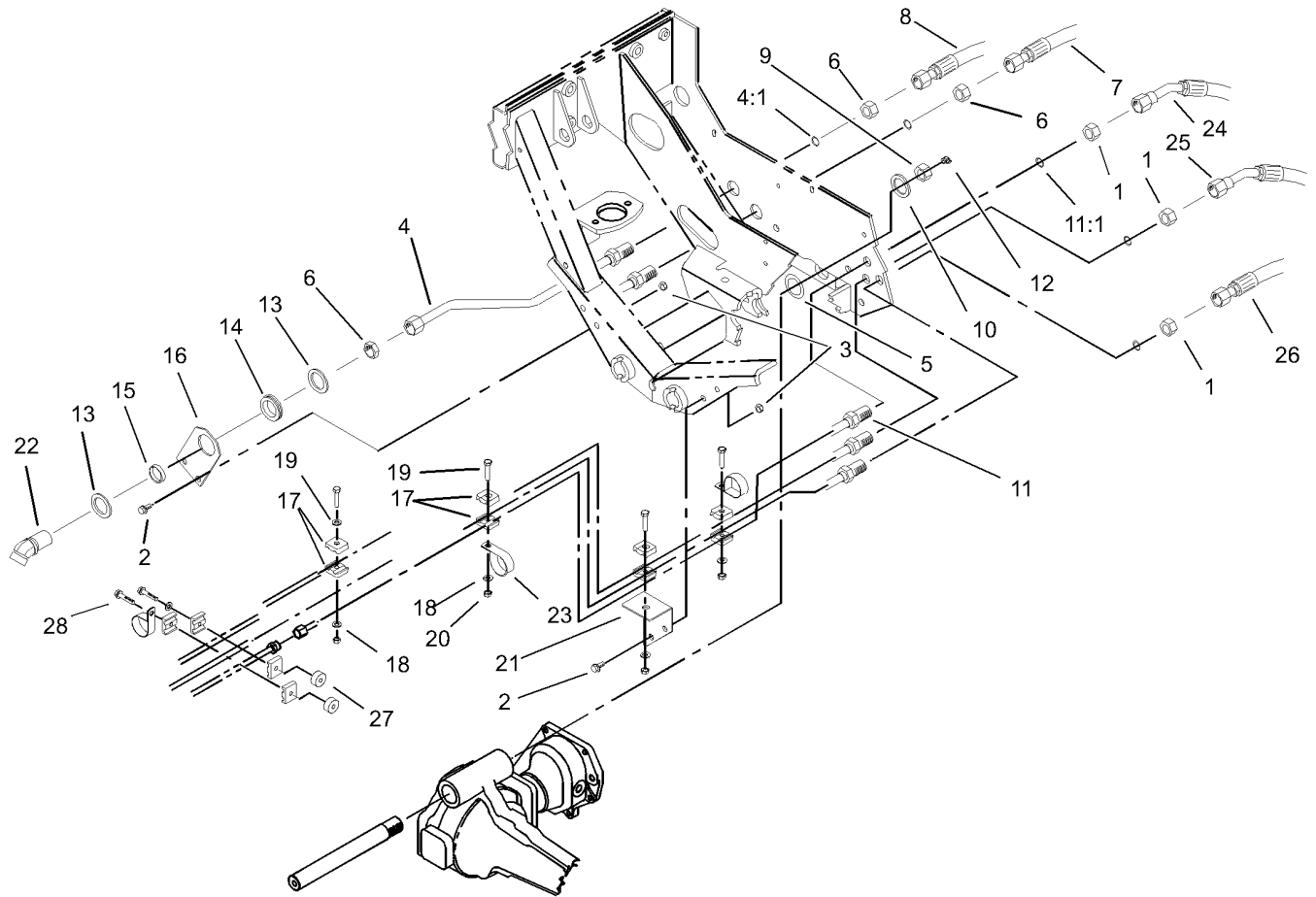






### Water/Fuel Filter Assembly No. 98-9305

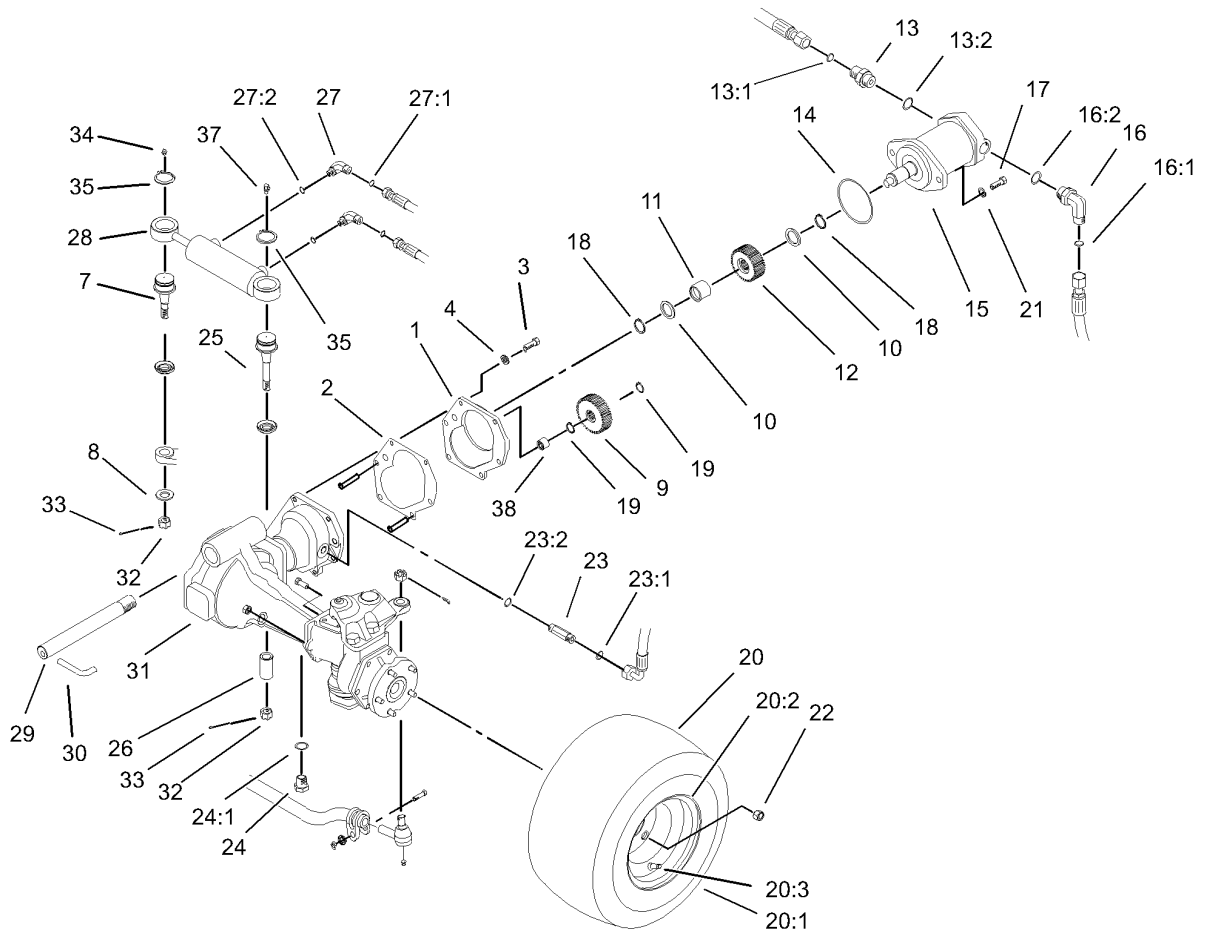
Ref	Part No.	Qty.	Description
1	98-9772	1	Head-Filter
2	98-9764	1	Element
3	98-9774	1	O-Ring-Base, Filter
4	98-9775	1	Base-Filter
5	98-9773	1	Plug-Base, Filter
6	237-42	1	O-Ring
7	237-78	1	O-Ring
8	98-9776	1	Plug-Head, Filter
9	98-9777	1	Drain Valve ASM
10	285-22	2	Plug-Pipe



## Rear Hydraulic Assembly

Ref	Part No.	Qty.	Description
1	340-70	3	Nut-Lock (Only On: 03807)
1	340-70	2	Nut-Lock (Only On: 03806)
2	323-6	2	Screw-HH (Only On: 03806)
2	323-6	4	Screw-HH (Only On: 03807)
3	32128-21	4	Nut-HF (Only On: 03807)
3	32128-21	2	Nut-HF (Only On: 03806)
4	104-3735	1	HYD Tube ASM (Only On: 03807)
4:1	237-58	1	O-Ring (Only On: 03807)
5	98-3867	2	Washer-Thrust (Only On: 03807)
6	340-126	3	Nut-Bulkhead (Only On: 03807)
7	92-7537	1	Hose ASM (Only On: 03807)
8	92-7536	1	Hose ASM (Only On: 03807)
9	3296-68	1	Nut-Lock, NI (Only On: 03807)
10	92-1765	1	Washer-Thrust (Only On: 03807)
11	104-3729	1	HYD Tube Drain ASM (Only On: 03807)
11:1	237-22	1	O-Ring (Only On: 03807)
12	302-33	1	Fitting-Grease (Only On: 03807)
13	69-8910	2	Washer (Only On: 03807)
14	240-7	1	Grommet-Rubber (Only On: 03807)
15	69-8900	1	Spacer (Only On: 03807)
16	104-3774-03	1	Bracket-Bulkhead (Only On: 03807)
17	56-7973	10	Clamp-Tube (Only On: 03806)

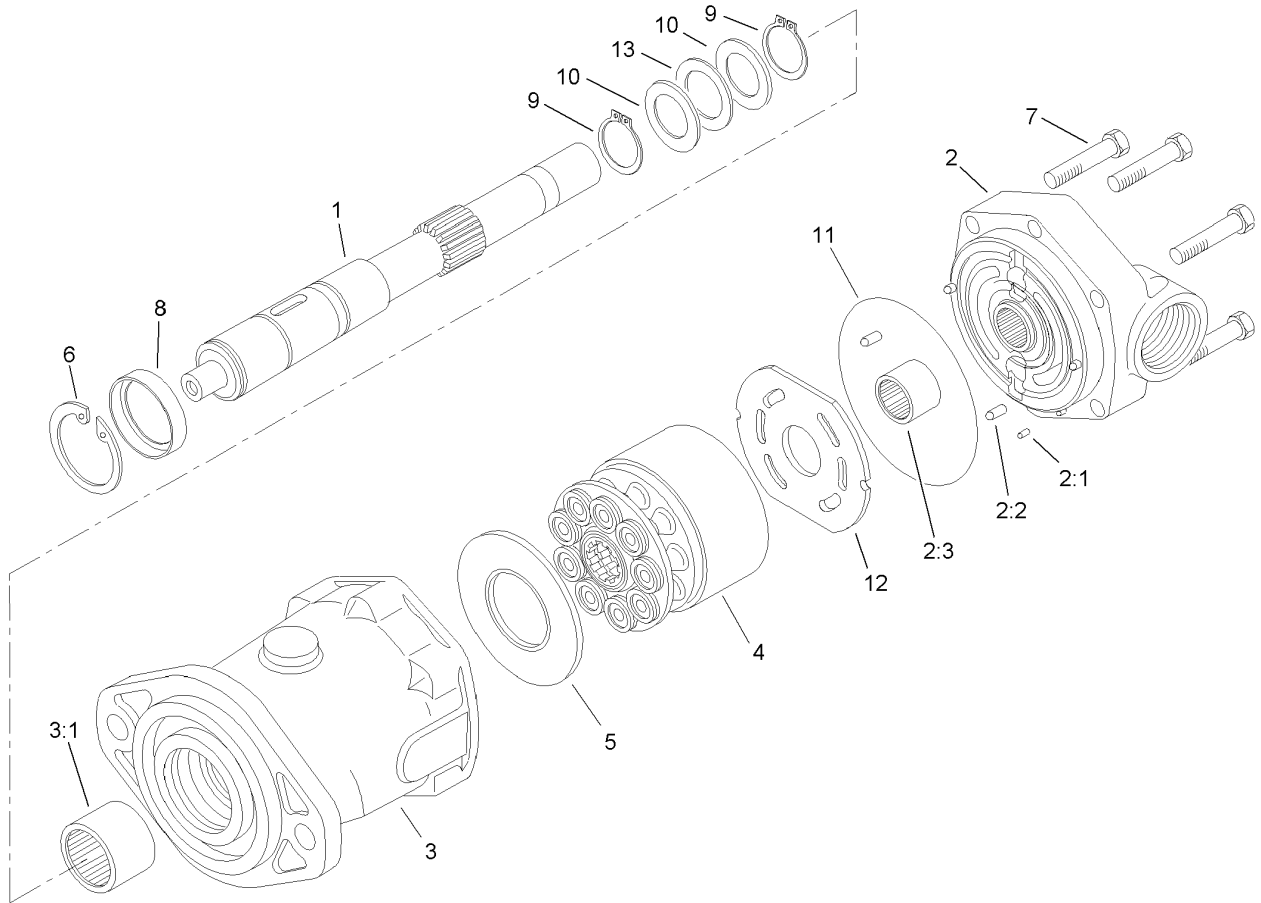
Ref	Part No.	Qty.	Description
17	56-7973	12	Clamp-Tube (Only On: 03807)
18	3256-23	6	Washer-Flat
19	322-7	4	Screw-HH
20	3296-47	4	Nut-Lock, NI
21	104-3752-03	1	Bracket-Clamp
22	105-0144	1	Fitting-45 DEG (Only On: 03807)
23	2412-147	3	Clamp
24	92-7534	1	Hose ASM (Only On: 03807)
25	92-7539	1	Hose ASM (Only On: 03807)
26	92-7538	1	Hose ASM (Only On: 03807)
27	80-8660	2	Spacer-Coupler
28	32104-37	2	Screw-HWH



### 4 Wheel Drive Axle Assembly (only on: 03807)

Ref	Part No.	Qty.	Description
1	95-7541	1	Plate-Cover
2	95-7540	1	Gasket
3	33114-025	6	Screw-HH
4	3253-4	6	Washer-Lock
7	92-5838-01	1	Joint-Ball
8	92-5836	1	Washer
9	100-3774	1	Gear-Driven, 10 Pitch
10	71-4590	2	Washer-Thrust
11	71-4580	1	Bearing
12	100-3775	1	Gear-Driver, 10 Pitch
13	340-9	1	Fitting-Hyd, Straight
13:1	237-58	1	O-Ring
13:2	237-81	1	O-Ring
14	237-166	1	O-Ring
15	92-7386	1	Motor-HYD
16	340-142	1	Fitting-Hyd, 90 DEG
16:1	237-58	1	O-Ring
16:2	237-81	1	O-Ring
17	325-7	2	Screw-HH
18	32151-96	2	Ring-Retaining
19	32120-15	2	Ring-Snap, Ext
20		2	Tire & Wheel ASM
20:1	86-5910	1	Tire
20:2	100-2582	1	Rim

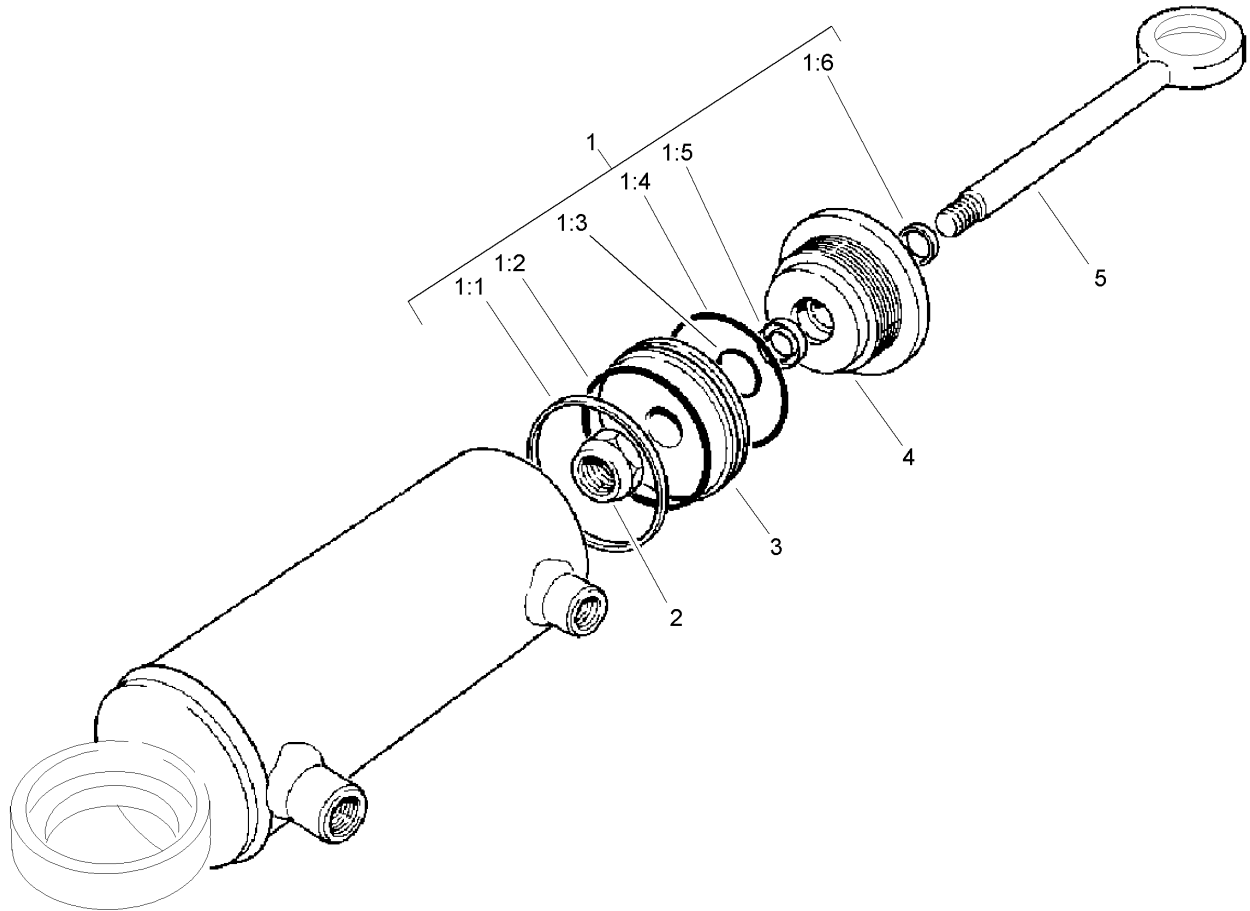
Ref	Part No.	Qty.	Description
20:3	232-27	1	Stem-Valve
21	3256-26	2	Washer-Flat
22	93-5268	10	Nut-Lug
23	340-2	1	Fitting-Hyd, Straight
23:1	237-22	1	O-Ring
23:2	237-42	1	O-Ring
24	353-989	1	Plug-Hex, Hollow
24:1	237-42	1	O-Ring
25	100-3795	1	Joint-Ball
26	100-3796	1	Spacer-Joint, Ball
27	340-97	2	Fitting-Hyd, 90 DEG
27:1	237-22	1	O-Ring
27:2	237-78	1	O-Ring
28	98-3806	1	HYD Cylinder ASM
29	100-3770	1	Pin-Axle, Pivot
30	100-3771	1	Pin-Stop
31	100-3784	1	Drive Axle ASM
32	32136-14	2	Nut-SHH
33	3272-11	2	Pin-Cotter
34	302-5	1	Fitting-Grease
35	94-9973	2	Ring-Retaining
37	302-60	1	Fitting-Grease
38	74-5700	1	Bearing-Needle, Roller



## Hydraulic Motor Assembly No. 92-7386

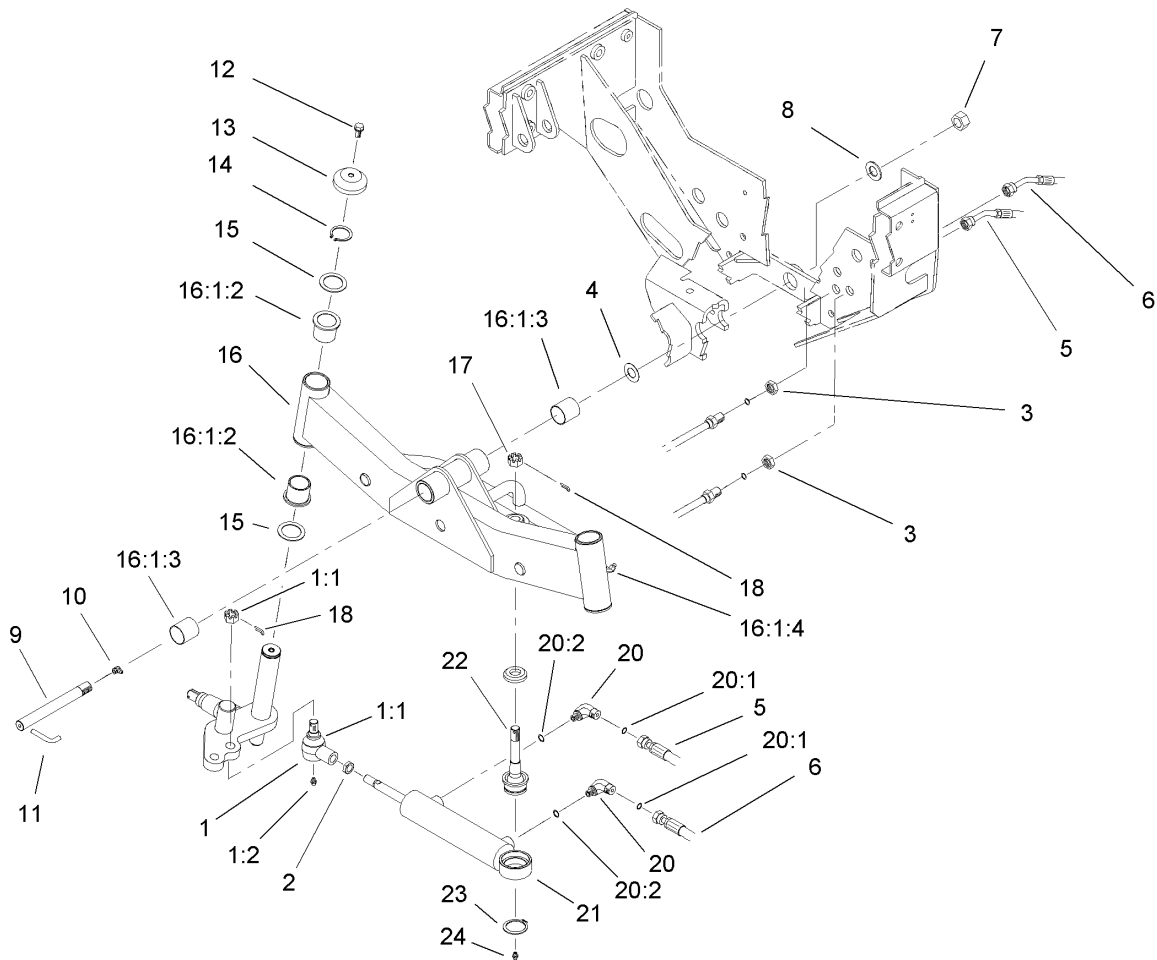
Ref	Part No.	Qty.	Description
1	76-6930	1	Shaft-Drive (Only On: 03807)
2	94-3000	1	Backplate ASM (Only On: 03807)
2:1		3	Pin-Dowel (Only On: 03807)
2:2		1	Pin-Dowel (Only On: 03807)
2:3		1	Bearing-Needle (Only On: 03807)
3	94-3001	1	Housing ASM (Only On: 03807)
3:1		1	Bearing-Needle (Only On: 03807)
4	76-6910	1	Rotating Kit (Only On: 03807)
5	76-6970	1	Insert-Plate, Cam (Only On: 03807)
6	76-7010	1	Ring-Retaining (Only On: 03807)
7	94-3002	6	Capscrew (Only On: 03807)
8	76-7020	1	Spacer (Only On: 03807)
9	76-7000	2	Ring-Retaining (Only On: 03807)
10	76-6950	2	Race-Thrust (Only On: 03807)
11	76-6980	1	O-Ring (Only On: 03807)
12	94-3003	1	Plate-Valve (Only On: 03807)
13	76-6960	1	Bearing-Thrust (Only On: 03807)

--	--	--	--



### Hydraulic Cylinder Assembly No. 98-3806

Ref	Part No.	Qty.	Description
1	92-6593	1	Seal Kit (Only On: 03807)
1:1		1	Seal (Only On: 03807)
1:2		1	O-Ring (Only On: 03807)
1:3		1	O-Ring (Only On: 03807)
1:4		1	O-Ring (Only On: 03807)
1:5		1	U-Cup (Only On: 03807)
1:6		1	Wiper (Only On: 03807)
2		1	Locknut (Only On: 03807)
3		1	Piston (Only On: 03807)
4		1	Gland (Only On: 03807)
5		1	Rod ASM (Only On: 03807)

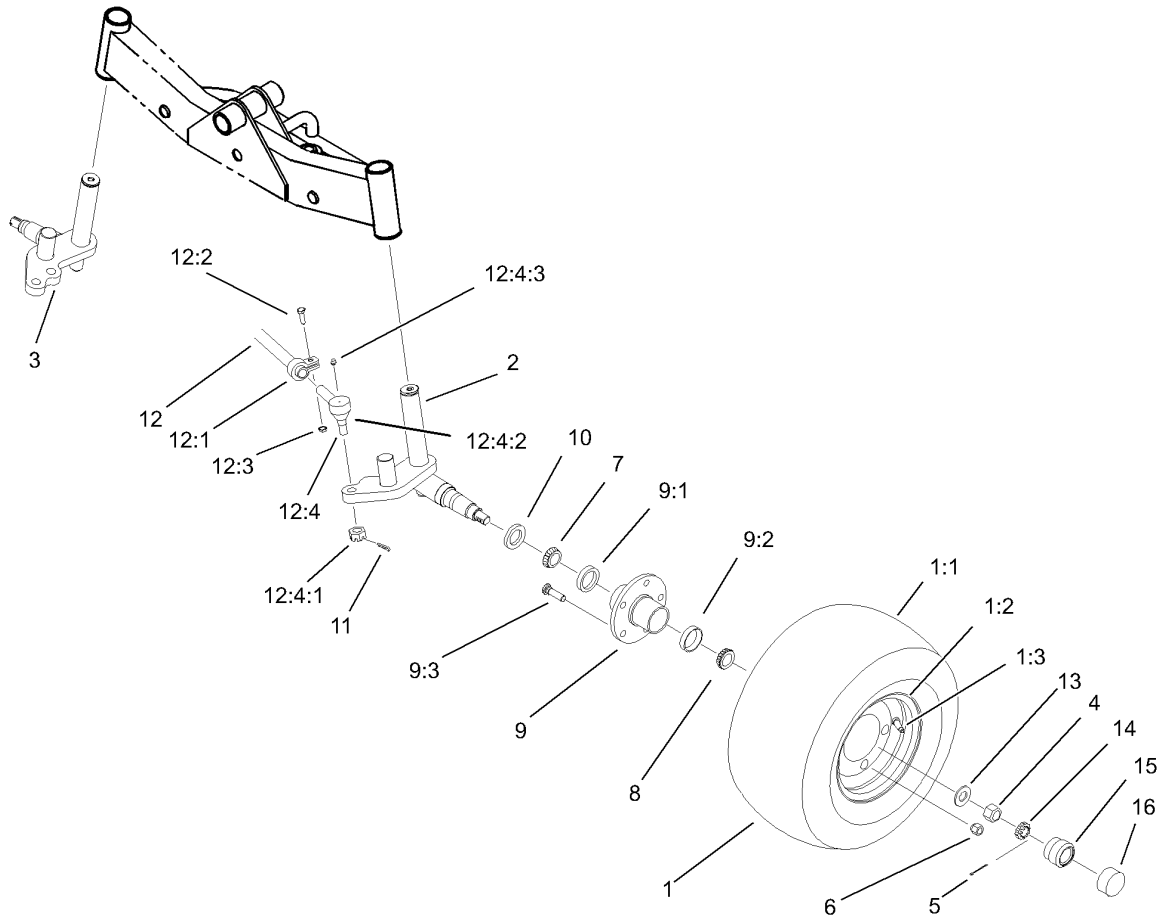


## 2 Wheel Drive Axle and Power Steering Assembly

Ref	Part No.	Qty.	Description
1	106-6898	1	Joint-Ball (Only On: 03806)
1:1	106-6896	1	Seal (Only On: 03806)
1:2	302-5	1	Fitting-Grease (Only On: 03806)
2	3220-11	1	Nut-Jam (Only On: 03806)
3	32136-14	1	Nut-SHH (Only On: 03806)
4	98-3867	2	Washer-Thrust (Only On: 03806)
5	92-7595	1	Hose ASM (Only On: 03806)
6	92-7594	1	Hose ASM (Only On: 03806)
7	3296-68	1	Nut-Lock, NI (Only On: 03806)
8	92-1765	1	Washer-Thrust (Only On: 03806)
9	100-3770	1	Pin-Axle, Pivot (Only On: 03806)
10	302-33	1	Fitting-Grease (Only On: 03806)
11	100-3771	1	Pin-Stop (Only On: 03806)
12	3234-1	2	Screw-HHF (Only On: 03806)
13	69-8890	2	Cap-Spindle (Only On: 03806)
14	32151-10	2	Ring-Snap (Only On: 03806)
15	62-2170	4	Washer-Thrust (Only On: 03806)
16	100-3785-03	1	Rear Axle ASM (Only On: 03806)
16:1		1	Rear Axle ASM (Only On: 03806)
16:1:2	69-6470	4	Bushing-Castor (Only On: 03806)
16:1:3	99-6964	2	Bushing-Axle (Only On: 03806)
16:1:4	302-11	2	Fitting-Lube, 45 DEG (Only On: 03806)
17	32136-14	1	Nut-SHH (Only On: 03806)

Ref	Part No.	Qty.	Description
18	3272-12	2	Pin-Cotter (Only On: 03806)
20	340-97	2	Fitting-Hyd, 90 DEG (Only On: 03806)
20:1	237-22	1	O-Ring (Only On: 03806)
20:2	237-78	1	O-Ring (Only On: 03806)
21	94-8142	1	HYD Cylinder ASM (Only On: 03806)
22	92-5839	1	Joint-Ball (Only On: 03806)
23	94-9973	1	Ring-Retaining (Only On: 03806)
24	302-5	1	Fitting-Grease (Only On: 03806)

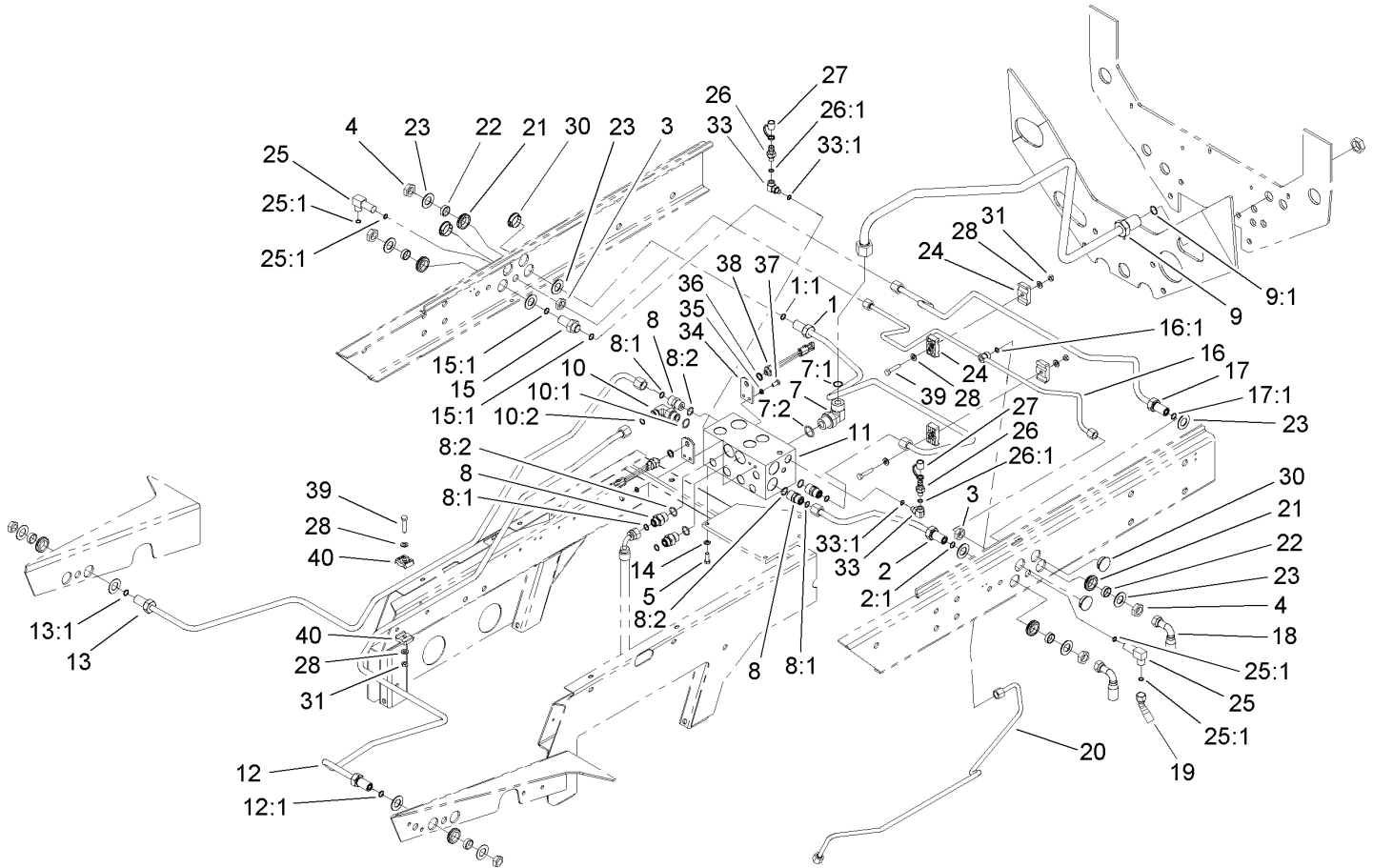




## 2 Wheel Drive Axle and Wheel Assembly (only on: 03806)

Ref	Part No.	Qty.	Description
1		2	Tire & Wheel ASM
1:1	86-5910	1	Tire
1:2	100-2582	1	Rim
1:3	232-27	1	Stem-Valve
2	92-9725-03	1	Spindle-LH
3	92-9724-03	1	Spindle-RH
4	3220-7	2	Nut-Jam
5	3272-13	2	Pin-Cotter
6	242-50	10	Nut-Lug
7	254-106	2	Cone-Bearing, Tapered
8	254-92	2	Cone-Bearing, Outer
9	92-9651	2	Hub Sub ASM
9:1	254-107	1	Cup-Bearing, Tapered
9:2	254-72	1	Bearing-Cup, Tapered
9:3	92-9652	5	Stud-Bolt
10	69-2980	2	Seal
11	3272-12	2	Pin-Cotter
12	98-8839	1	Tie Rod ASM
12:1	98-8840	1	Tube And Clamp ASM
12:2	323-9	2	Screw-HH
12:3	3296-39	2	Nut-Lock, NI
12:4	71-4740	2	End-Rod, Tie
12:4:1	105-7941	1	Nut-Hex, Slotted
12:4:2	105-7835	1	Seal

Ref	Part No.	Qty.	Description
12:4:3	302-5	1	Fitting-Grease
13	93-0309	2	Washer-Tab
14	93-0307	2	Nut-Lock, Retainer
15	100-3769	2	Protector-Bearing
16	100-3809	2	Cap-Protector, Bearing

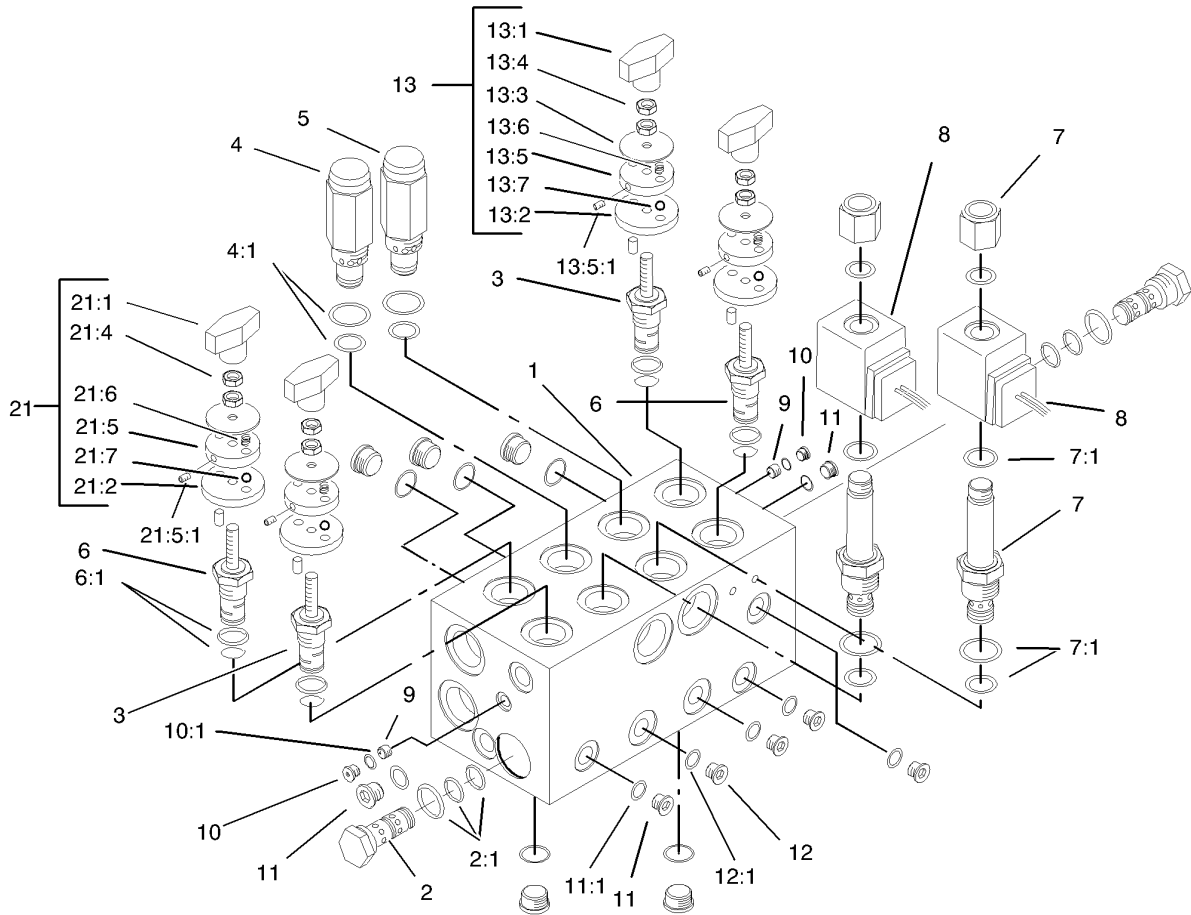


## Rear Hydraulic Control Block Assembly

Ref	Part No.	Qty.	Description
1	104-3728	1	HYD Tube ASM
1:1	237-30	1	O-Ring
2	104-3731	1	HYD Tube ASM
2:1	237-30	1	O-Ring
3	340-70	2	Nut-Lock
4	340-127	4	Nut-Bulkhead
5	322-4	2	Screw-HH
7	340-142	1	Fitting-Hyd, 90 DEG
7:1	237-58	1	O-Ring
7:2	237-81	1	O-Ring
8	340-6	5	Fitting-Hyd, Straight
8:1	237-30	1	O-Ring
8:2	237-80	1	O-Ring
9	104-3734	1	HYD Cooler Tube ASM
9:1	237-65	1	O-Ring
10	340-105	1	Fitting-Hyd, 90 DEG
10:1	237-80	1	O-Ring
10:2	237-30	1	O-Ring
11	99-6978	1	Block-Manifold, Mow
12	104-3741	1	HYD Tube ASM
12:1	237-30	1	O-Ring
13	104-3739	1	HYD Tube ASM
13:1	237-30	1	O-Ring
14	3253-4	2	Washer-Lock

Ref	Part No.	Qty.	Description
15	340-161	1	Fitting-Bulkhead
15:1	237-30	2	O-Ring
16	104-3723	1	HYD Tube ASM
16:1	237-22	1	O-Ring
17	104-3724	1	HYD Tube ASM
17:1	237-30	1	O-Ring
18	105-7903	4	HYD Hose ASM
19	99-5614	2	HYD Hose ASM
20	104-3732	1	Return Drain ASM
21	240-5	4	Grommet
22	69-8960	4	Spacer
23	69-8930	8	Washer
24	56-7972	4	Clamp-Tube
25	340-154	2	Union-Bulkhead
25:1	237-22	2	O-Ring
26	354-77	2	Fitting-Quick
26:1	237-78	1	O-Ring
27	354-79	2	Cap-Dust
28	3256-23	8	Washer-Flat
30	94-1402	4	Plug-Hole
31	3296-47	4	Nut-Lock, NI
33	75-6640	2	Fitting-Hyd, Special
33:1	237-78	1	O-Ring
34	98-8199	2	Bracket-Switch

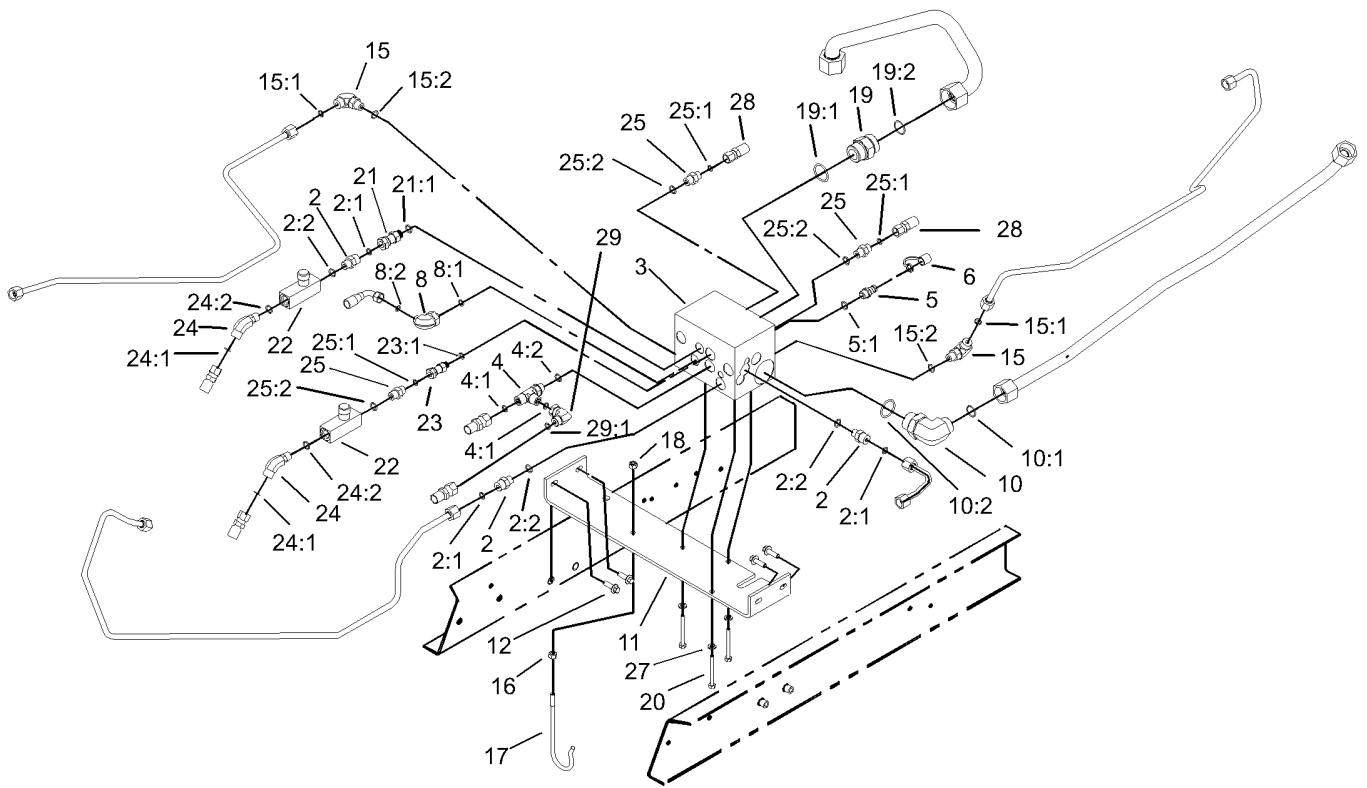




## Mow Block Assembly No. 99-6978

Ref	Part No.	Qty.	Description
①		1	Body-Manifold
2	69-4120	2	Cartridge-Logic
2:1	69-4240	1	Seal Kit
3	94-8175	2	Control-Flow, Rotary
4	94-3655	1	Valve-Relief
4:1	75-2080	1	Seal Kit
5	104-1200	1	Valve-Relief, Cartridge
6	94-3657	2	Spool ASM
6:1	94-3661	1	4-Way Seal Kit
7	93-7494	2	Cartridge
7:1	75-2080	1	Seal Kit
8	83-2010	2	Coil-Valve
9	95-5999	2	Plug-Orifice
10	353-991	4	Plug-Hex, Hollow
10:1	237-156	1	O-Ring
11	353-990	8	Plug
11:1	237-78	1	O-Ring
12	353-989	4	Plug-Hex, Hollow
12:1	237-42	1	O-Ring
13	94-3660	2	Detent Kit
13:1	94-5020	1	Knob ASM
13:2	94-5025	1	Plate-Locating
13:3	94-5026	1	Plate-Indicator
13:4	3218-1	2	Nut-Jam

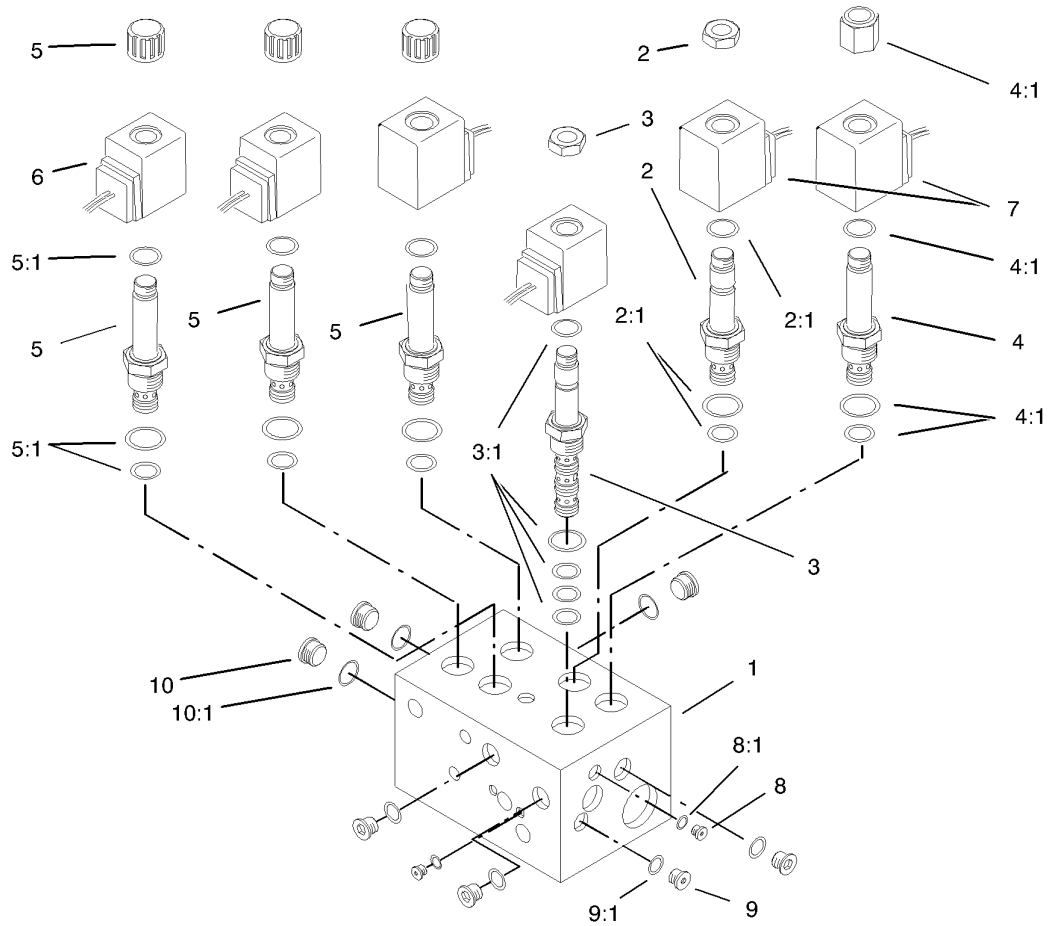
Ref	Part No.	Qty.	Description
13:5	94-5023	1	Plate-Detent
13:5:1	3245-36	1	Screw-Set, HS
13:6	94-5027	2	Spring
13:7	255-13	2	Ball-Steel, Stainless
21	94-6378	2	Detent Kit
21:1	94-5020	1	Knob ASM
21:2	94-5021	1	Plate-Locating
21:4	3218-1	2	Nut-Jam
21:5	94-5023	1	Plate-Detent
21:5:1	3245-36	1	Screw-Set, HS
21:6	94-5027	2	Spring
21:7	255-13	2	Ball-Steel, Stainless



## Front Hydraulic Control Block and Hose Assembly

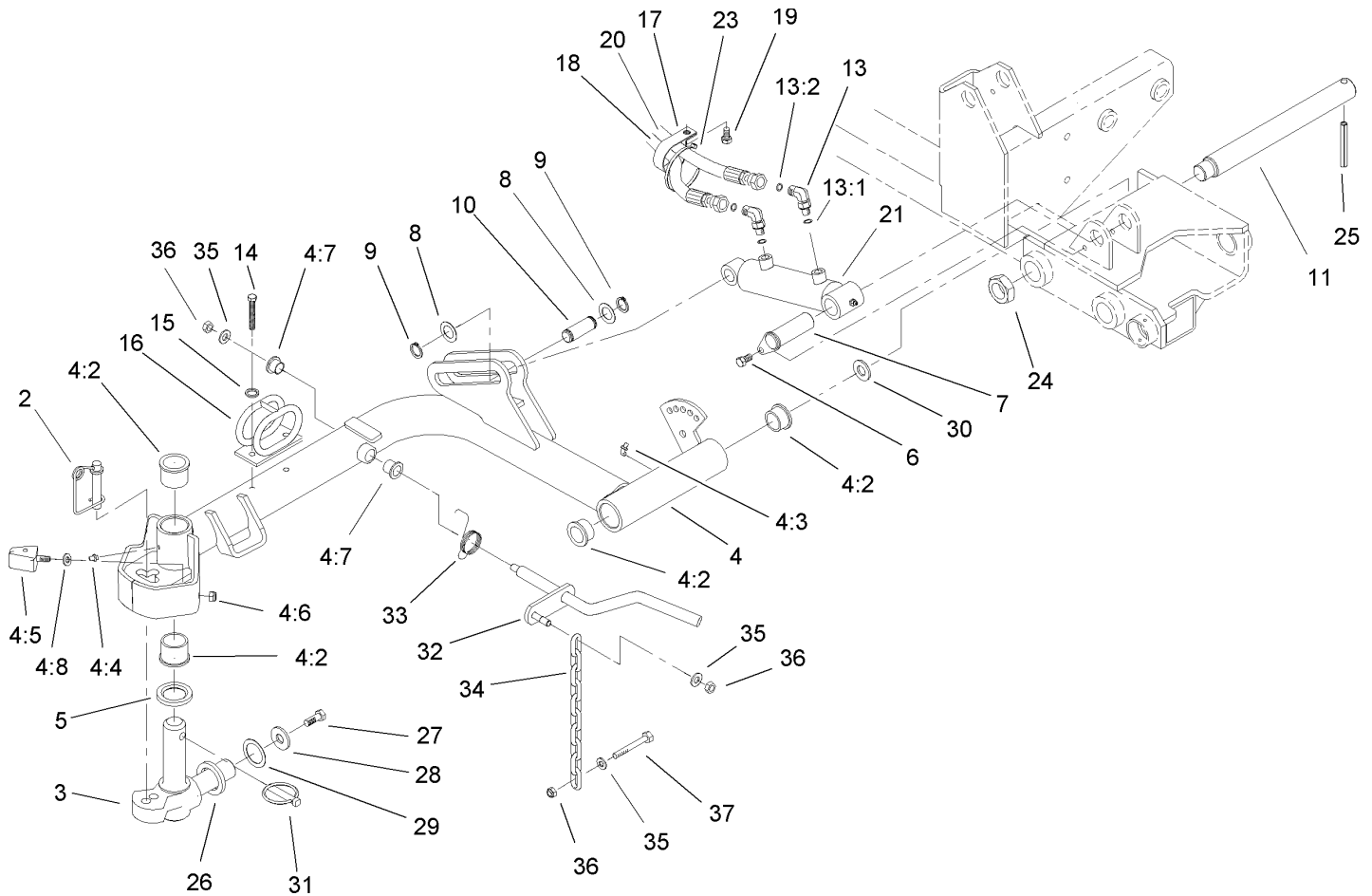
Ref	Part No.	Qty.	Description
2	340-2	3	Fitting-Hyd, Straight
2:1	237-22	1	O-Ring
2:2	237-42	1	O-Ring
3	104-9335	1	Manifold-Block, Lift
4	340-86	1	Fitting-Hyd, Tee
4:1	237-22	2	O-Ring
4:2	237-42	1	O-Ring
5	59-7410	1	Tip-Nipple, Diagonal
5:1	237-42	1	O-Ring
6	354-79	1	Cap-Dust
8	340-132	1	Fitting-Hyd, 90 DEG
8:1	237-78	1	O-Ring
8:2	237-21	1	O-Ring
10	340-15	1	Fitting-Hyd, 90 DEG
10:1	237-58	1	O-Ring
10:2	237-146	1	O-Ring
11	104-3772-01	1	Bracket-Manifold Block
12	3234-17	4	Screw-HHF
15	340-77	2	Fitting-Hyd, 90 DEG
15:1	237-22	1	O-Ring
15:2	237-42	1	O-Ring
16	3217-6	1	Nut-Hex
17	93-7970	1	Wireform-Hose Hanger
18	3296-29	1	Nut-Lock, NI

Ref	Part No.	Qty.	Description
19	104-3797	1	Fitting-Hyd, Straight
19:1	237-146	1	O-Ring
19:2	340-65	1	O-Ring
20	322-3	3	Screw-HH
21	104-3779	1	Connector-Swivel, Straight
21:1	237-42	1	O-Ring
22	98-9742	2	Valve-Control, Flow
23	104-3777	1	Connector-Swivel, Straight
23:1	237-78	1	O-Ring
24	340-137	2	Fitting
24:1	237-21	1	O-Ring
24:2	237-42	1	O-Ring
25	340-1	3	Adapter
25:1	237-35	1	O-Ring
25:2	237-42	1	O-Ring
27	3253-4	3	Washer-Lock
28	104-3716	2	HYD Hose ASM
29	340-159	1	Fitting-Hyd, 90 DEG
29:1	237-22	2	O-Ring



### Lift Block Assembly No. 104-9335

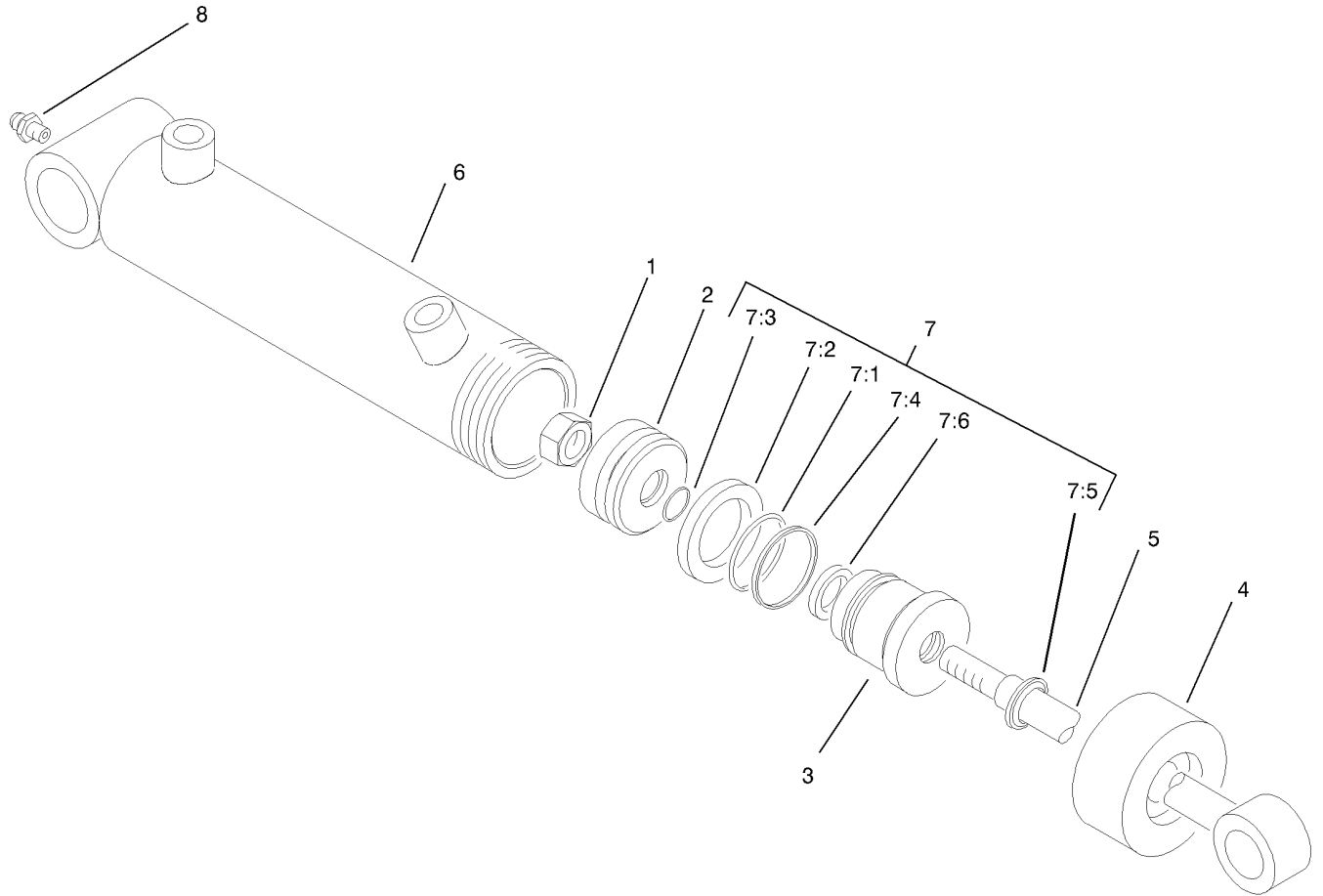
Ref	Part No.	Qty.	Description
1		1	Body-Manifold
2	92-6315	1	Cartridge-Poppet, N.c.
2:1	104-0004	1	Cartridge Seal Kit
3	94-2627	1	Cartridge
3:1	95-5642	1	Seal Kit
4	93-7494	1	Cartridge
4:1	75-2080	1	Seal Kit
5	105-3327	3	Valve-Cartridge, Double Blocking
5:1	105-3334	1	Seal Kit
6	83-2010	3	Coil-Valve
7	105-3328	3	Coil-Solenoid
8	353-991	4	Plug-Hex, Hollow
8:1	237-156	1	O-Ring
9	353-990	1	Plug
9:1	237-78	1	O-Ring
10	353-989	7	Plug-Hex, Hollow
10:1	237-42	1	O-Ring

### Front No. 1 Lift Arm Assembly

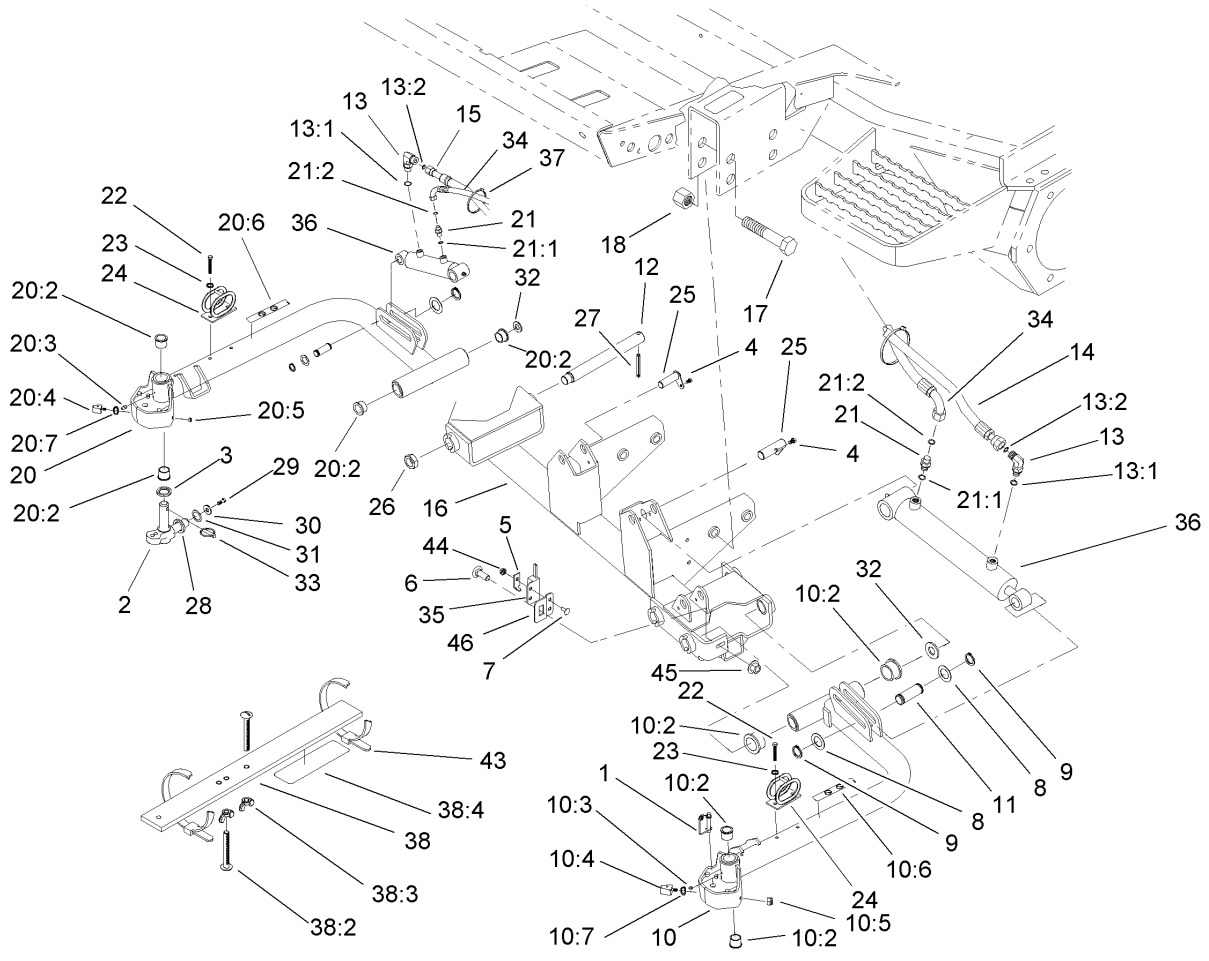
Ref	Part No.	Qty.	Description
2	99-5610	1	Pin
3	98-1880-03	1	Knuckle-Pivot
4	105-3366	1	Lift Arm ASM No. 1
4:2	104-0015	4	Bushing-Flange
4:3	302-60	1	Fitting-Grease
4:4	302-5	1	Fitting-Grease
4:5	106-9004	2	Bumper
4:6	3296-29	2	Nut-Lock, NI
4:7	256-287	2	Bushing
4:8	3255-8	2	Washer-Lock
5	94-8946	1	Washer-Thrust
6	32144-14	1	Screw-HWH
7	106-9208	1	Short Cylinder Pin ASM
8	94-9998	2	Washer-Thrust
9	94-9974	2	Ring-Retaining
10	75-5350	1	Pin-Slide, Cylinder
11	95-7158	1	Pin-Pivot
13	340-132	2	Fitting-Hyd, 90 DEG
13:1	237-78	1	O-Ring
13:2	237-21	1	O-Ring
14	33114-020	2	Screw-HH
15	3253-4	2	Washer-Lock
16	99-5621	1	Guide-Hose
17	2412-96	1	Clamp-R

Ref	Part No.	Qty.	Description
18	105-7916	1	Hyd Hose ASM
19	322-4	1	Screw-HH
20	105-9274	1	Hyd Hose ASM
21	93-2650	1	Cylinder-Lift
23	3290-378	1	Tie-Cable
24	3296-49	1	Nut-Lock, NI
25	32121-110	1	Pin-Roll, Slotted
26	98-7974	1	Washer-Thrust
27	98-7993	1	Screw-HHF
28	3256-6	1	Washer-Flat
29	3-6781	1	Washer-Thrust
30	76-2980	1	Washer-Thrust
31	283-71	1	Pin-Lynch
32	105-0142-03	1	Rod-Pivot, Front
33	98-3929	1	Spring-Torsion
34	93-6738	1	Chain
35	3256-24	3	Washer-Flat
36	3296-39	3	Nut-Lock, NI
37	323-7	1	Screw-HH



### Hydraulic Cylinder Assembly No. 93-2650

Ref	Part No.	Qty.	Description
1		1	Locknut
2		1	Piston
3		1	Head
4		1	Collar
5		1	Shaft
6		1	Barrel
7	86-7330	1	Seal Kit
7:1		1	O-Ring
7:2		1	Seal-Special
7:3		1	O-Ring
7:4		1	Backup
7:5		1	Seal-Rod
7:6		1	Seal-Dust
8	302-5	1	Fitting-Grease

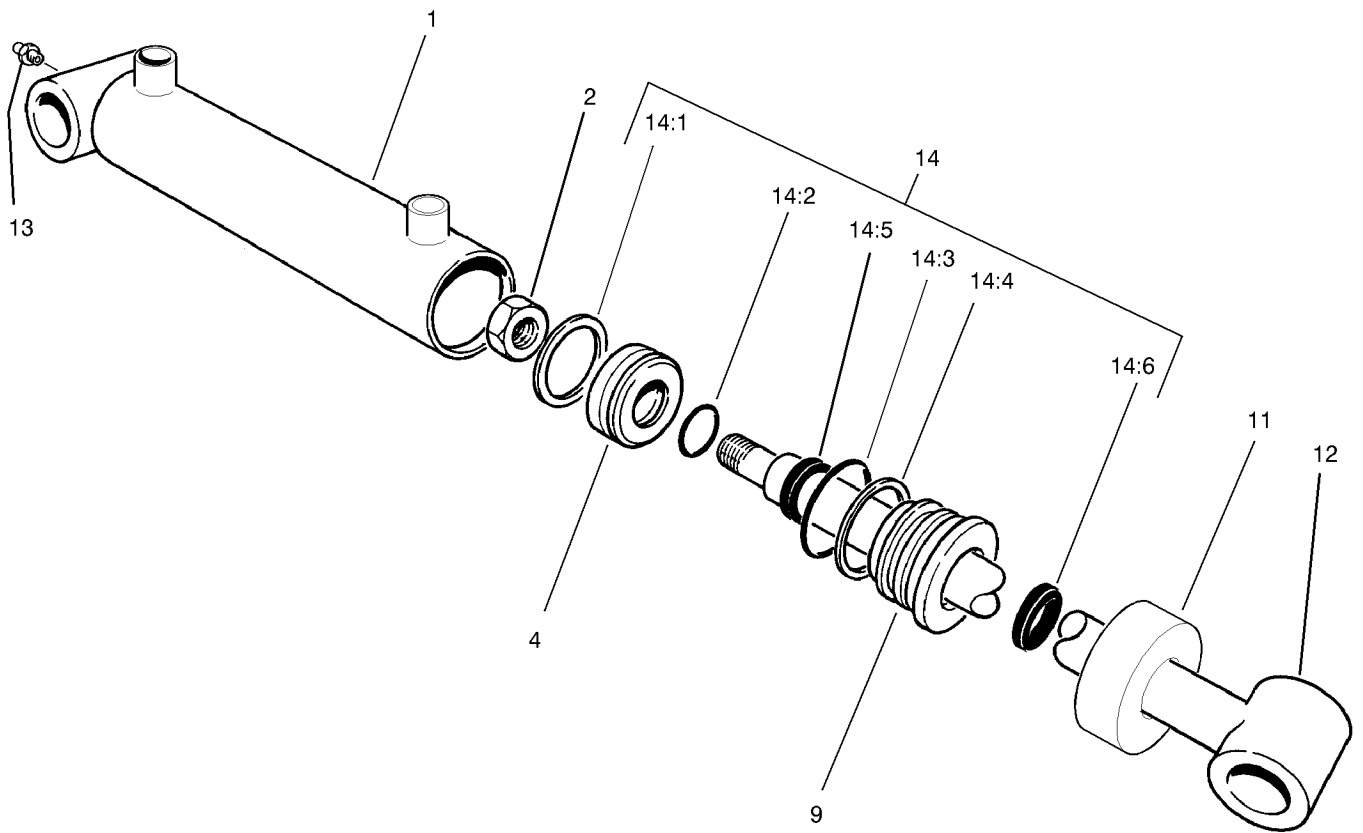


### Front No. 4 and No. 5 Lift Arm Assembly

Ref	Part No.	Qty.	Description
1	99-5610	2	Pin
2	98-1880-03	2	Knuckle-Pivot
3	94-8946	2	Washer-Thrust
4	32144-14	2	Screw-HWH
5	100-4872	1	Plate-Switch, Neutral
6	3231-22	1	Screw-CARR
7	104-1450	1	Bolt-CARR
8	94-9998	4	Washer-Thrust
9	94-9974	4	Ring-Retaining
10	105-3359	1	Lift Arm ASM No. 4
10:2	104-0015	4	Bushing-Flange
10:3	302-5	2	Fitting-Grease
10:4	106-9004	2	Bumper
10:5	3296-29	2	Nut-Lock, NI
10:6	93-6687	1	Decal-No Step
10:7	3255-8	2	Washer-Lock
11	75-5350	2	Pin-Slide, Cylinder
12	95-7158	2	Pin-Pivot
13	340-132	2	Fitting-Hyd, 90 DEG
13:1	237-78	1	O-Ring
13:2	237-21	1	O-Ring
14	105-7948	1	Hyd Hose ASM
15	105-7945	1	Hyd Hose ASM
16	105-3347-03	1	Frame-Carrier, Front

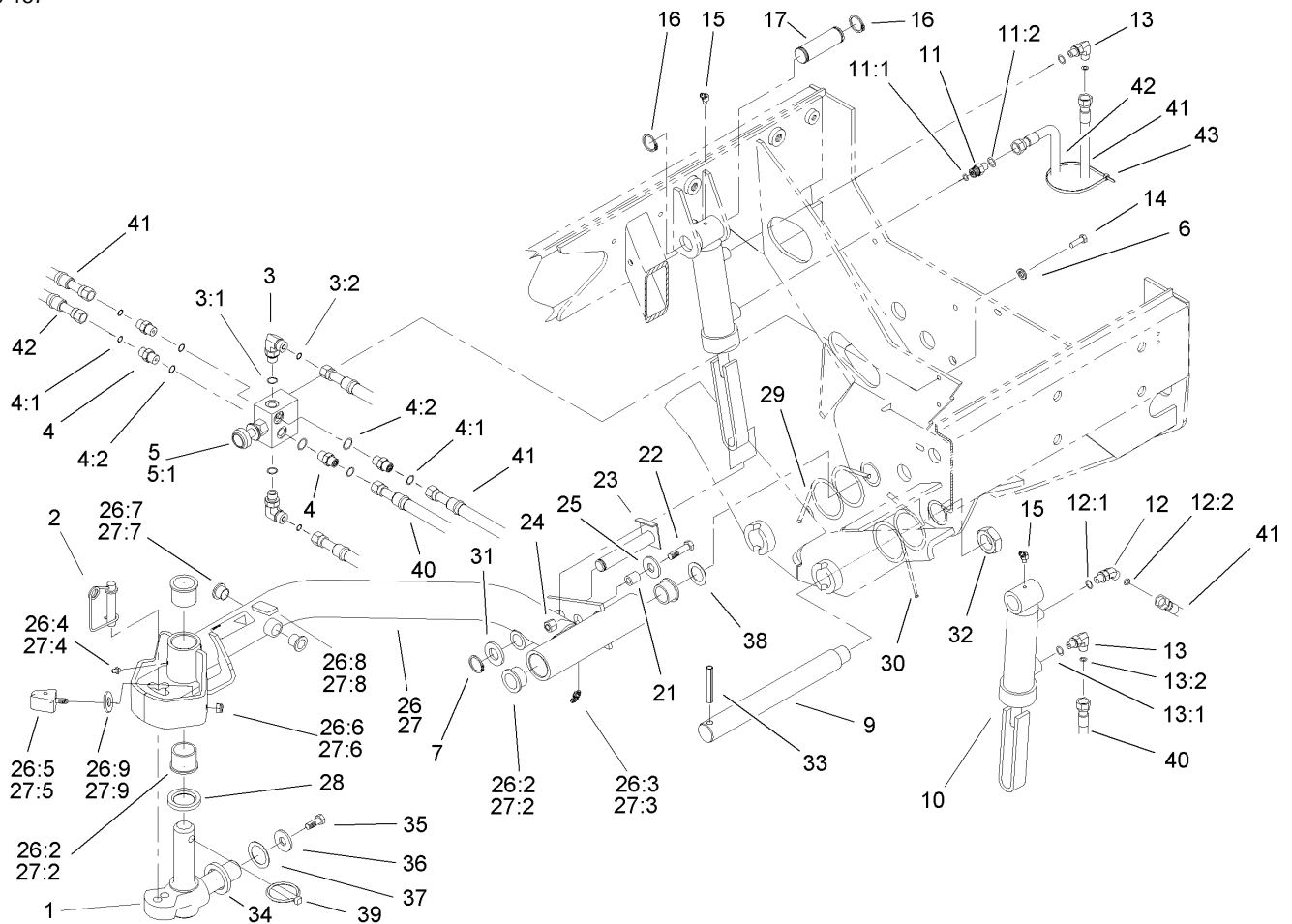
Ref	Part No.	Qty.	Description
17	328-7	4	Screw-HH
18	3296-51	4	Nut-Lock, NI
20	105-0110	1	Lift Arm ASM No. 5
20:2	104-0015	4	Bushing-Flange
20:3	302-5	2	Fitting-Grease
20:4	106-9004	2	Bumper
20:5	3296-29	2	Nut-Lock, NI
20:6	93-6687	1	Decal-No Step
20:7	3255-8	2	Washer-Lock
21	340-92	2	Fitting-Hyd, Straight
21:1	237-78	1	O-Ring
21:2	237-21	1	O-Ring
22	33114-020	4	Screw-HH
23	3253-4	4	Washer-Lock
24	99-5621	2	Guide-Hose
25	105-9889	2	Cylinder Pin ASM
26	3296-49	2	Nut-Lock, NI
27	32121-110	2	Pin-Roll, Slotted
28	98-7974	2	Washer-Thrust
29	98-7993	2	Screw-HHF
30	3256-6	2	Washer-Flat
31	3-6781	2	Washer-Thrust
32	76-2980	2	Washer-Thrust
33	283-71	2	Pin-Lynch





### Hydraulic Cylinder Assembly No. 99-6986

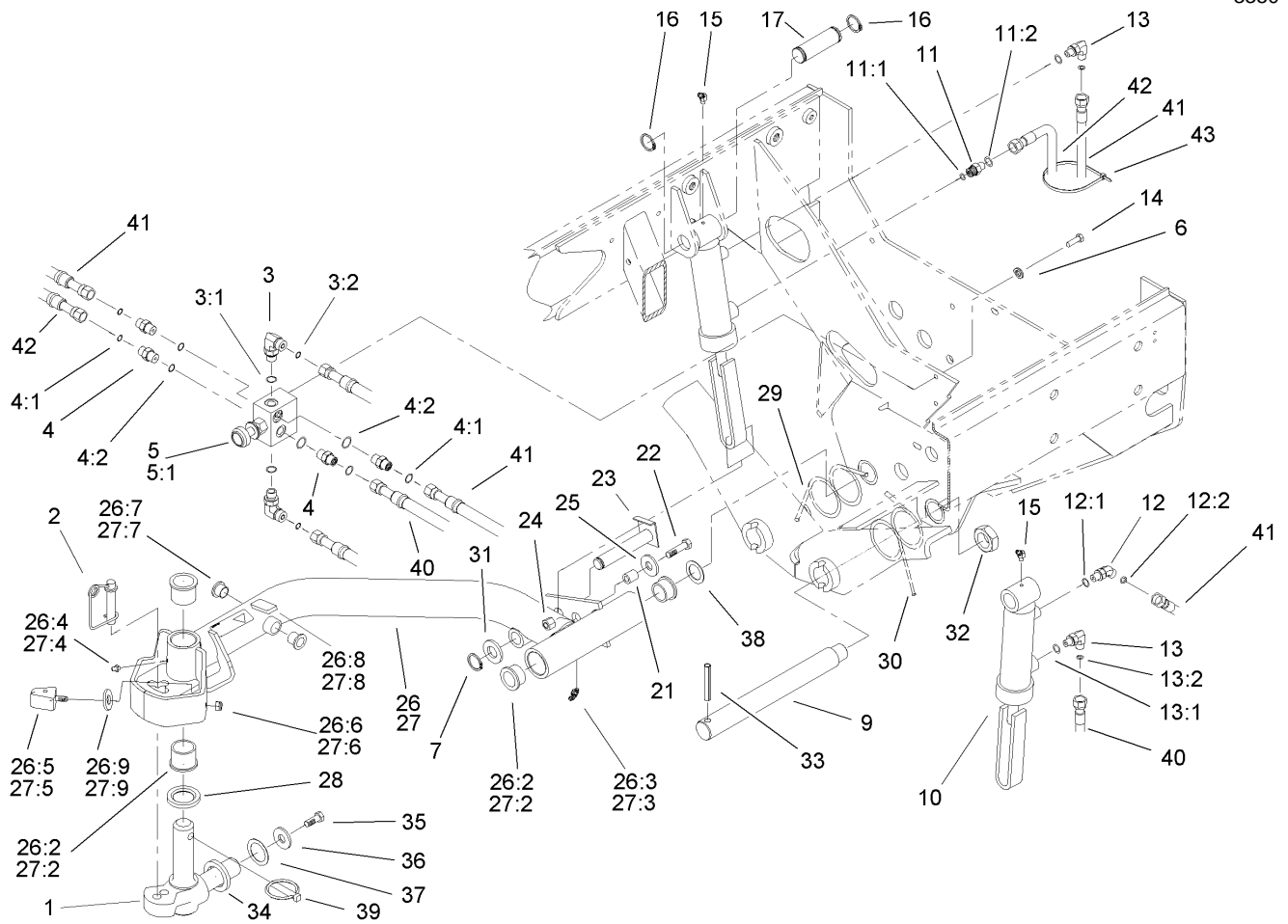
Ref	Part No.	Qty.	Description
1		1	Barrel
2	32152-10	1	Locknut
4		1	Piston
9		1	Head
11		1	Collar
12		1	Shaft W/clevis
13		1	Fitting-Grease
14	100-8023	1	Seal Repair Kit
14:1		1	Seal-Psp
14:2		1	O-Ring
14:3		1	O-Ring
14:4		1	Backup
14:5		1	Seal-Rod
14:6		1	Seal-Dust



## Rear No. 2 and No. 3 Lift Arm Assembly

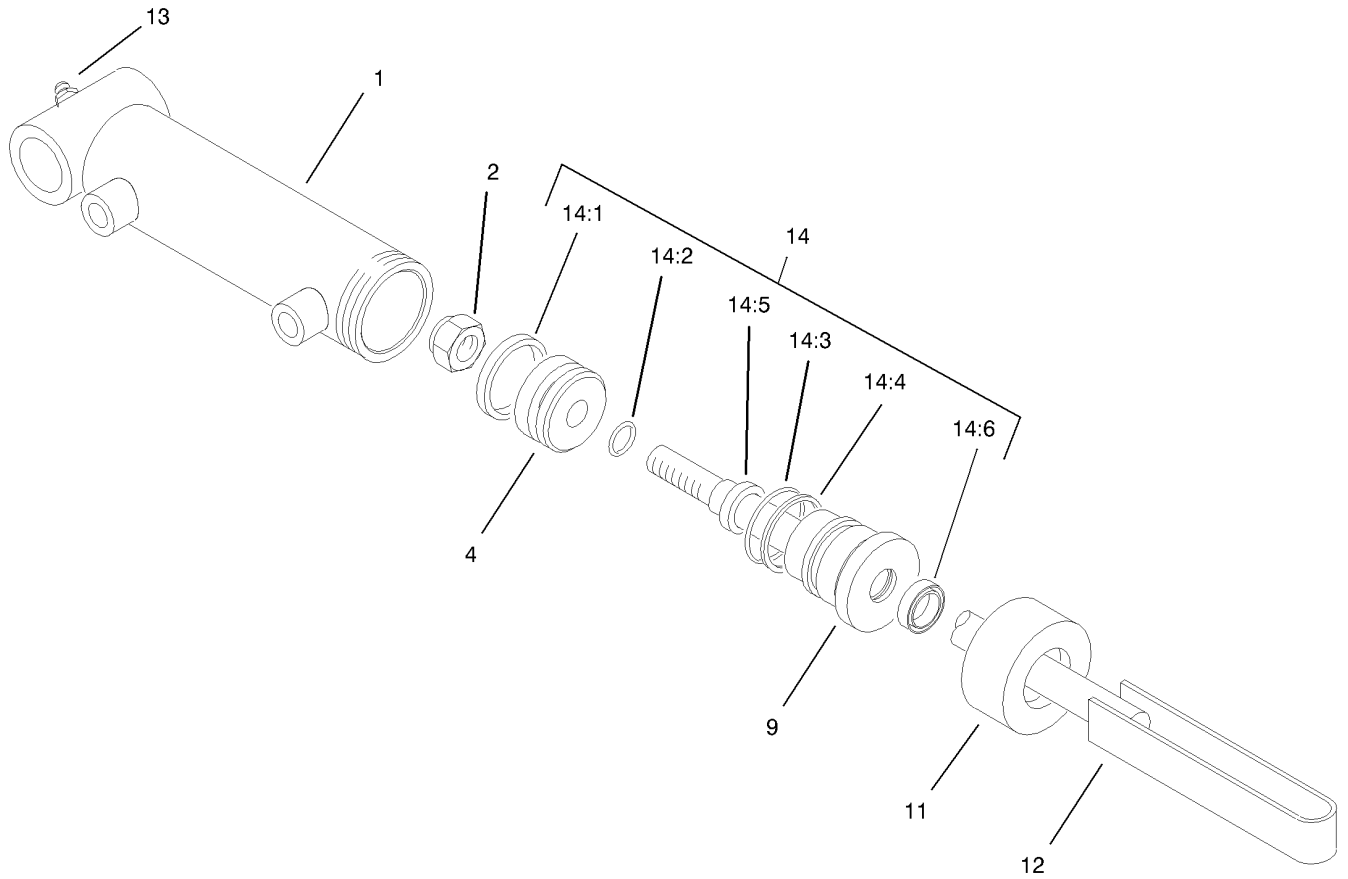
Ref	Part No.	Qty.	Description
1	98-1880-03	2	Knuckle-Pivot
2	99-5610	2	Pin
3	340-82	2	Adapter
3:1	237-42	1	O-Ring
3:2	237-21	1	O-Ring
4	340-1	4	Adapter
4:1	237-35	1	O-Ring
4:2	237-42	1	O-Ring
5	104-9250	1	Control-Flow
5:1	107-1800	1	Cartridge Kit
●5:1:1	105-3334	1	Seal Kit
●5:1:2	105-7514	1	Cartridge Knob Kit
6	3253-3	2	Washer-Lock
7	94-9974	2	Ring-Retaining
9	95-7158	2	Pin-Pivot
10	99-2550	2	Cylinder-HYD
11	340-92	1	Fitting-Hyd, Straight
11:1	237-78	1	O-Ring
11:2	237-21	1	O-Ring
12	340-103	1	Fitting-Hyd, 45 DEG
12:1	237-78	1	O-Ring
12:2	237-21	1	O-Ring
13	340-132	2	Fitting-Hyd, 90 DEG
13:1	237-78	1	O-Ring

Ref	Part No.	Qty.	Description
13:2	237-21	1	O-Ring
14	321-4	2	Screw-HH
15	302-11	2	Fitting-Lube, 45 DEG
16	32151-36	4	Ring-Retaining
17	92-7548	2	Pin-Cylinder
21	82-6840	2	Spacer
22	322-7	2	Screw-HH
23	99-2560	2	Pin
24	3296-29	2	Nut-Lock, NI
25	3256-3	2	Washer-Flat
26	105-3363	1	Lift Arm ASM No. 3
26:2	104-0015	4	Bushing-Flange
26:3	302-11	1	Fitting-Lube, 45 DEG
26:4	302-5	1	Fitting-Grease
26:5	106-9004	2	Bumper
26:6	3296-29	2	Nut-Lock, NI
26:7	256-287	2	Bushing
26:8	93-6696	1	Decal-Warning
26:9	3255-8	2	Washer-Lock
27	105-3362	1	Lift Arm ASM No. 2
27:2	104-0015	4	Bushing-Flange
27:3	302-11	1	Fitting-Lube, 45 DEG
27:4	302-5	1	Fitting-Grease
27:5	106-9004	2	Bumper



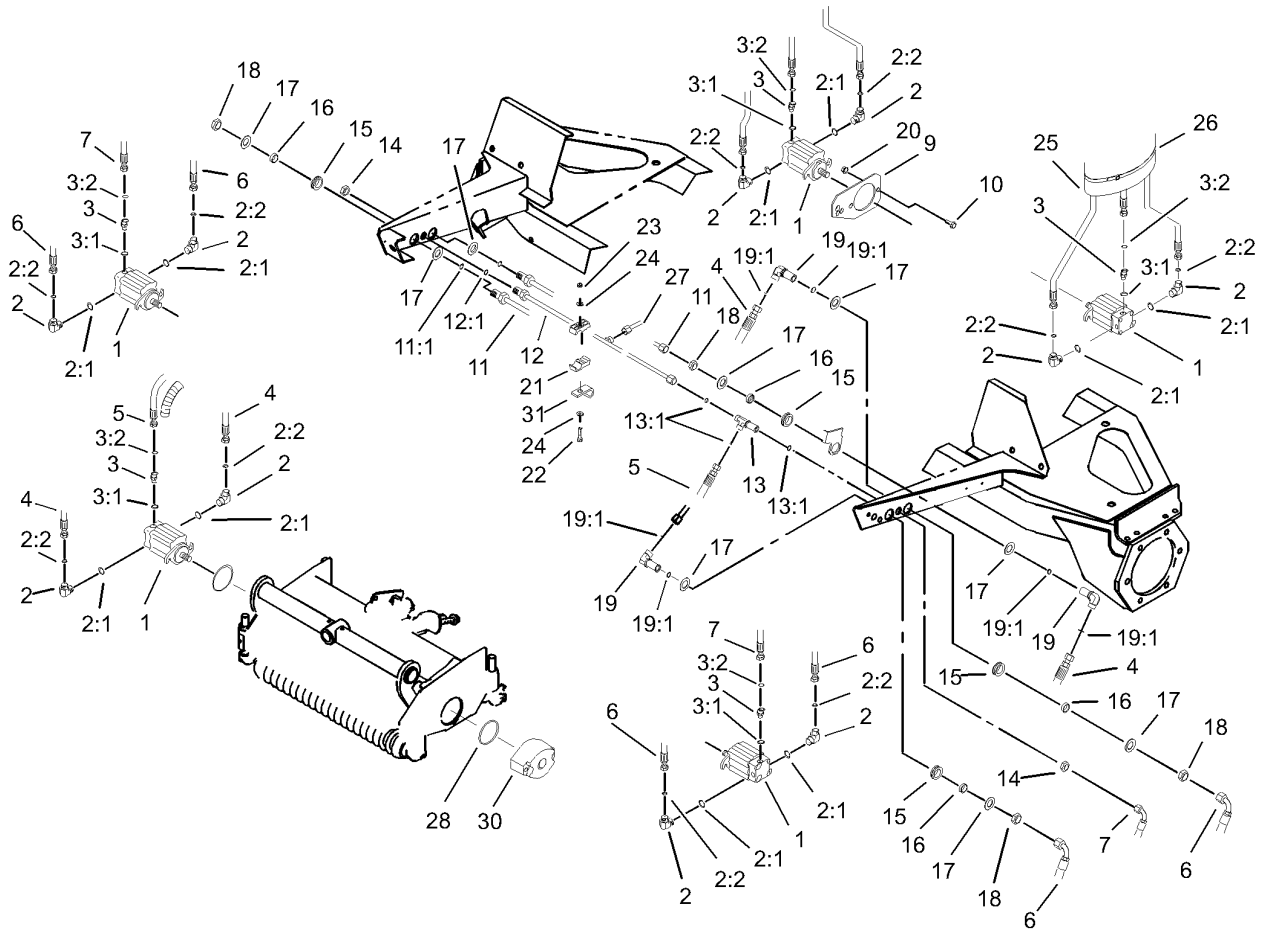
### Rear No. 2 and No. 3 Lift Arm Assembly (continued)

Ref	Part No.	Qty.	Description
27:6	3296-29	2	Nut-Lock, NI
27:7	256-287	2	Bushing
27:8	93-6696	1	Decal-Warning
27:9	3255-8	2	Washer-Lock
28	94-8946	2	Washer-Thrust
29	99-5608	1	Spring-Torsion, RH
30	99-5609	1	Spring-Torsion, LH
31	67-6570	2	Spacer-Wheel
32	3296-49	2	Nut-Lock, NI
33	32121-110	2	Pin-Roll, Slotted
34	98-7974	2	Washer-Thrust
35	98-7993	2	Screw-HHF
36	3256-6	2	Washer-Flat
37	3-6781	2	Washer-Thrust
38	76-2980	2	Washer-Thrust
39	283-71	2	Pin-Lynch
40	105-7919	1	Hyd Hose ASM
41	105-7918	2	Hyd Hose ASM
42	105-7917	1	Hyd Hose ASM
43	3290-378	2	Tie-Cable

## Hydraulic Cylinder Assembly No. 99-2550

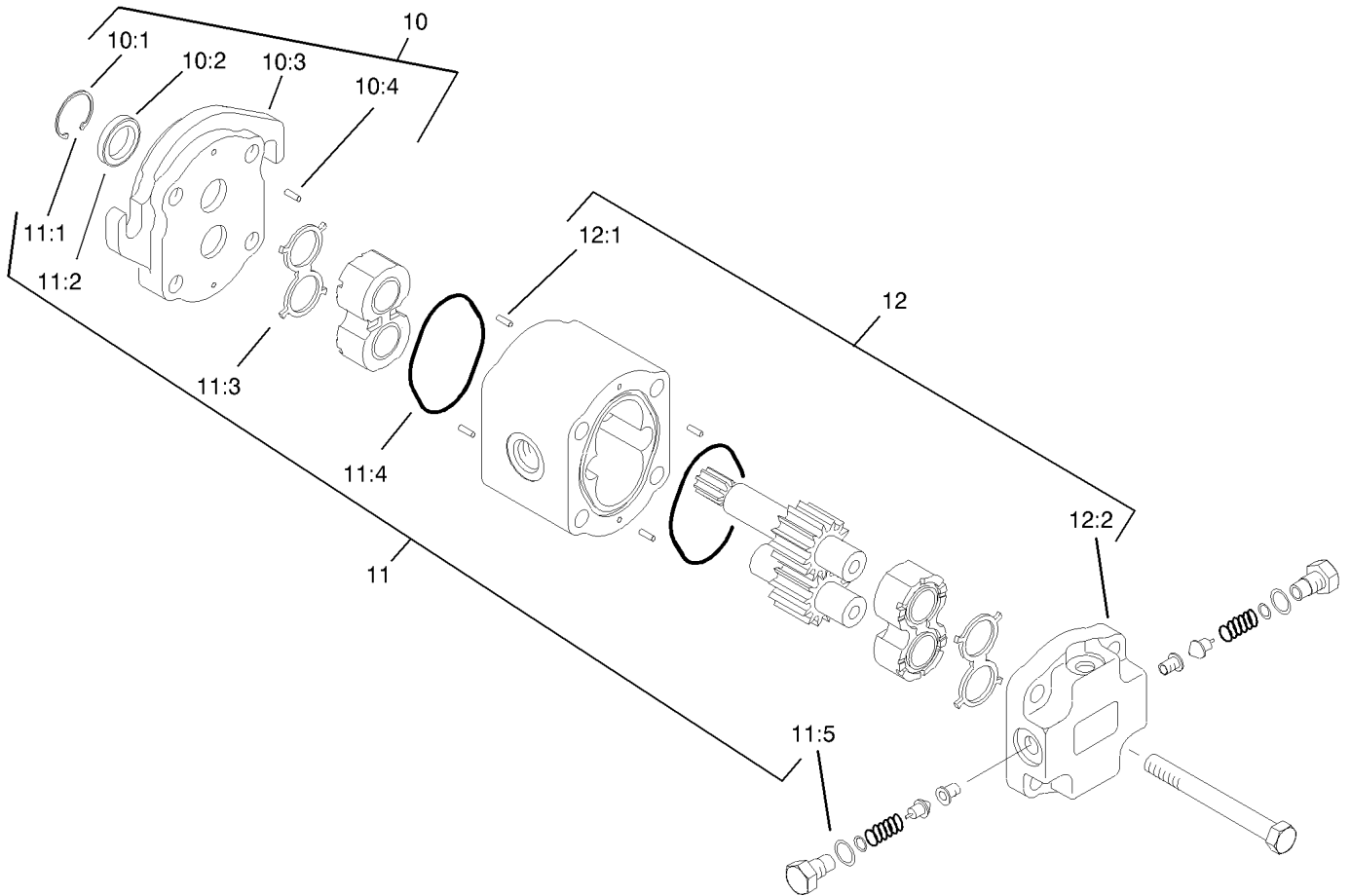
Ref	Part No.	Qty.	Description
1		1	Barrel
2	32152-10	1	Locknut
4		1	Piston
9		1	Head
11		1	Collar
12		1	Shaft And Tube
13	302-5	1	Fitting-Grease
14	100-8023	1	Seal Repair Kit
14:1		1	Seal-Psp
14:2		1	O-Ring
14:3		1	O-Ring
14:4		1	Backup
14:5		1	Seal-Rod
14:6		1	Seal-Dust



## Reel Motor Assembly

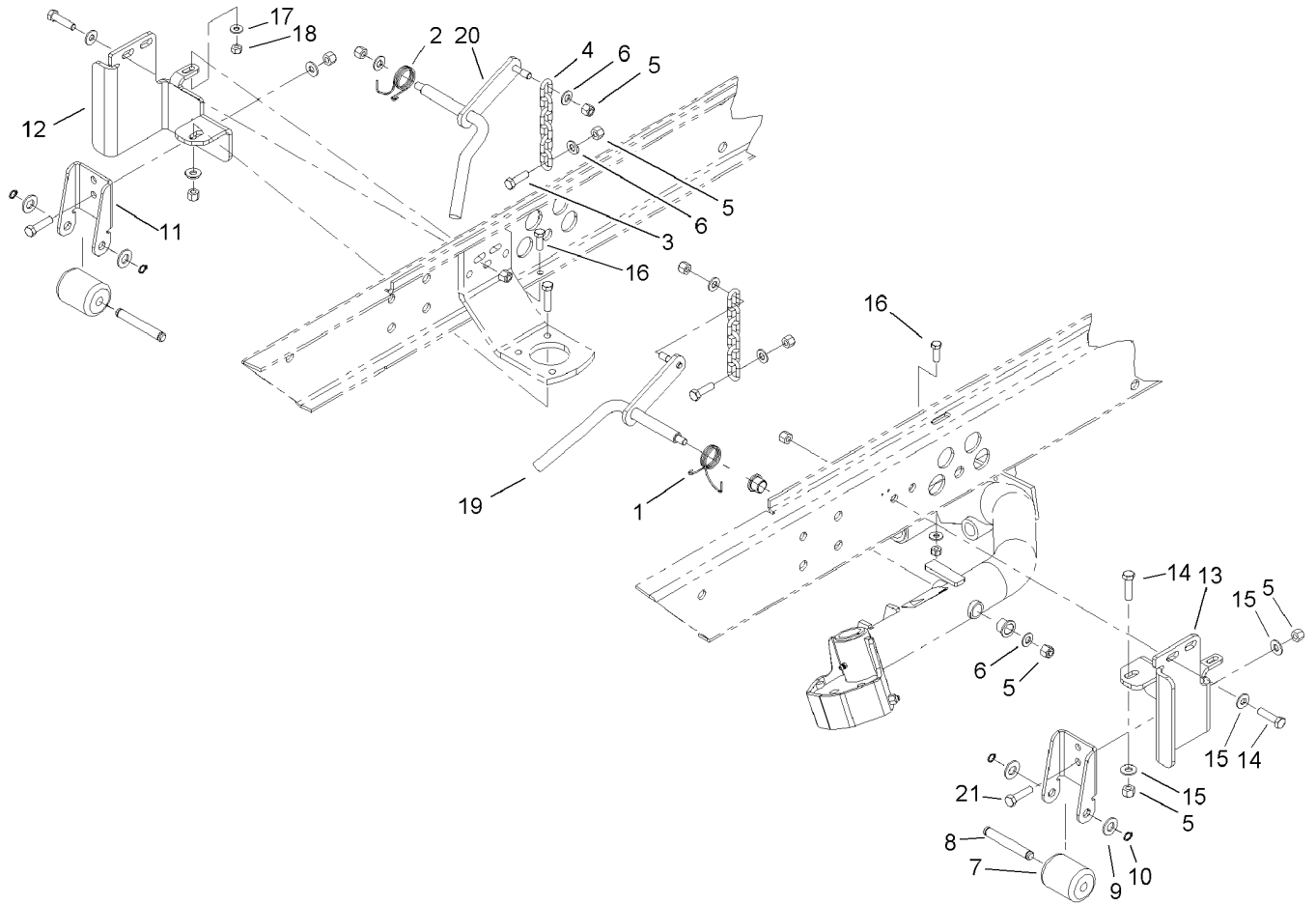
Ref	Part No.	Qty.	Description
1	98-9999	5	HYD Motor ASM
2	340-98	10	Fitting-Hyd, 90 DEG
2:1	237-79	1	O-Ring
2:2	237-30	1	O-Ring
3	340-92	5	Fitting-Hyd, Straight
3:1	237-78	1	O-Ring
3:2	237-21	1	O-Ring
4	105-7902	2	Hyd Hose ASM
5	92-7560	1	HYD Hose ASM
6	105-7901	4	Hyd Hose ASM
7	92-7559	2	HYD Hose ASM
10	3234-11	10	Screw-HHF
11	93-4219	1	Tube ASM
11:1	237-30	1	O-Ring
12	93-4223	1	Front Drain Tube ASM
12:1	237-22	2	O-Ring
13	340-68	1	Fitting-Tee, Bulkhead
13:1	237-22	3	O-Ring
14	340-70	2	Nut-Lock
15	240-5	5	Grommet
16	69-8960	5	Spacer
17	69-8930	10	Washer
18	340-127	5	Nut-Bulkhead
19	93-9151	2	Fitting-HYD

Ref	Part No.	Qty.	Description
19:1	237-30	2	O-Ring
20	32128-43	10	Nut-Flange
21	56-7972	4	Clamp-Tube
22	322-7	2	Screw-HH
23	3296-47	2	Nut-Lock, NI
24	3256-23	4	Washer-Flat
25	99-5617	5	Sleeve-Protective
26	3290-379	6	Tie-Cable
27	104-3730	1	Drain Tube ASM
28	93-9783	10	O-Ring
30	105-4011-03	5	Weight-End
31	2412-150	1	J-Clip



## Hydraulic Motor Assembly No. 98-9999

Ref	Part No.	Qty.	Description
10	93-9152	1	Flange Kit
② 10:1		1	Ring-Retaining
② 10:2		1	Seal-Shaft
② 10:3		1	Flange
② 10:4		4	Pin-Dowel
11	98-9997	1	Seal Kit
② 11:1		1	Ring-Retaining
② 11:2		1	Seal-Shaft
② 11:3		2	E-Seal
② 11:4		2	O-Ring
② 11:5		2	O-Ring
12	93-9154	1	Valve Block Kit
② 12:1		4	Pin-Dowel
② 12:2		1	Block-Valve

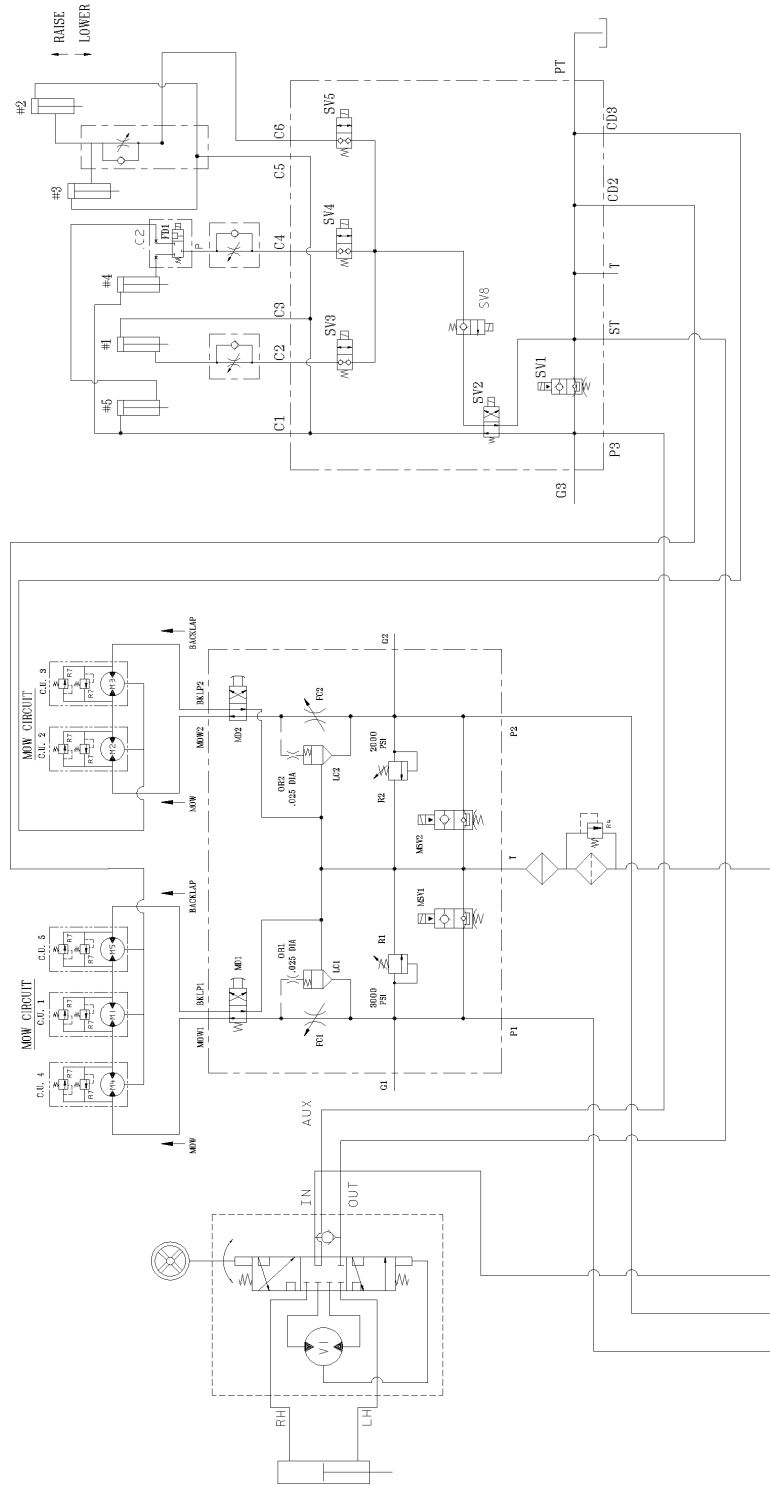
## Rear No. 2 and No. 3 Tipper Support Assembly

Ref	Part No.	Qty.	Description
1	98-3929	1	Spring-Torsion
2	104-1805	1	Spring-Torsion, LH
3	323-7	2	Screw-HH
4	5-1096	2	Chain-Lift
5	3296-39	16	Nut-Lock, NI
6	3256-24	6	Washer-Flat
7	75-5390	2	Roller
8	75-5400	2	Pin-Roller
9	3256-26	4	Washer-Flat
10	32151-61	4	Ring-Retaining
11	100-3892-03	2	Bracket-Tipper, Rear
12	100-3866-03	1	Support-Tipper Bracket, RH
13	100-3867-03	1	Support-Tipper Bracket, LH
14	323-8	6	Screw-HH
15	3256-3	10	Washer-Flat
16	322-5	2	Screw-HH
17	3256-2	2	Washer-Flat
18	3296-29	2	Nut-Lock, NI
19	105-0126-03	1	LH Pivot Rod ASM
20	105-0127-03	1	RH Pivot Rod ASM
21	323-6	4	Screw-HH

--	--	--	--

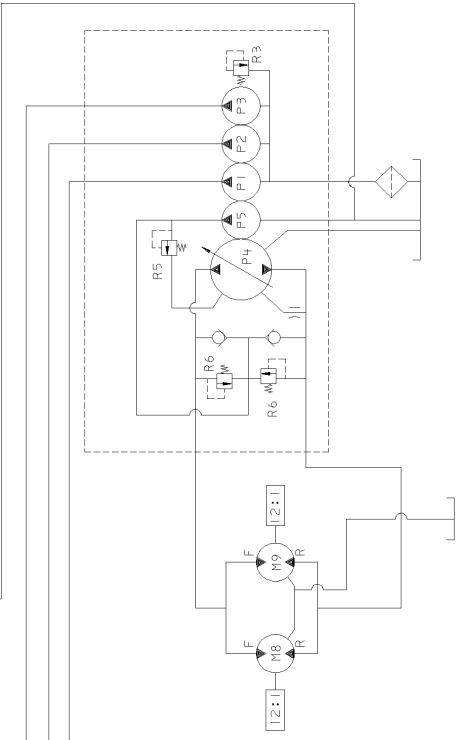


# 2 Wheel Drive Hydraulic Schematic (Model 03806 Only)

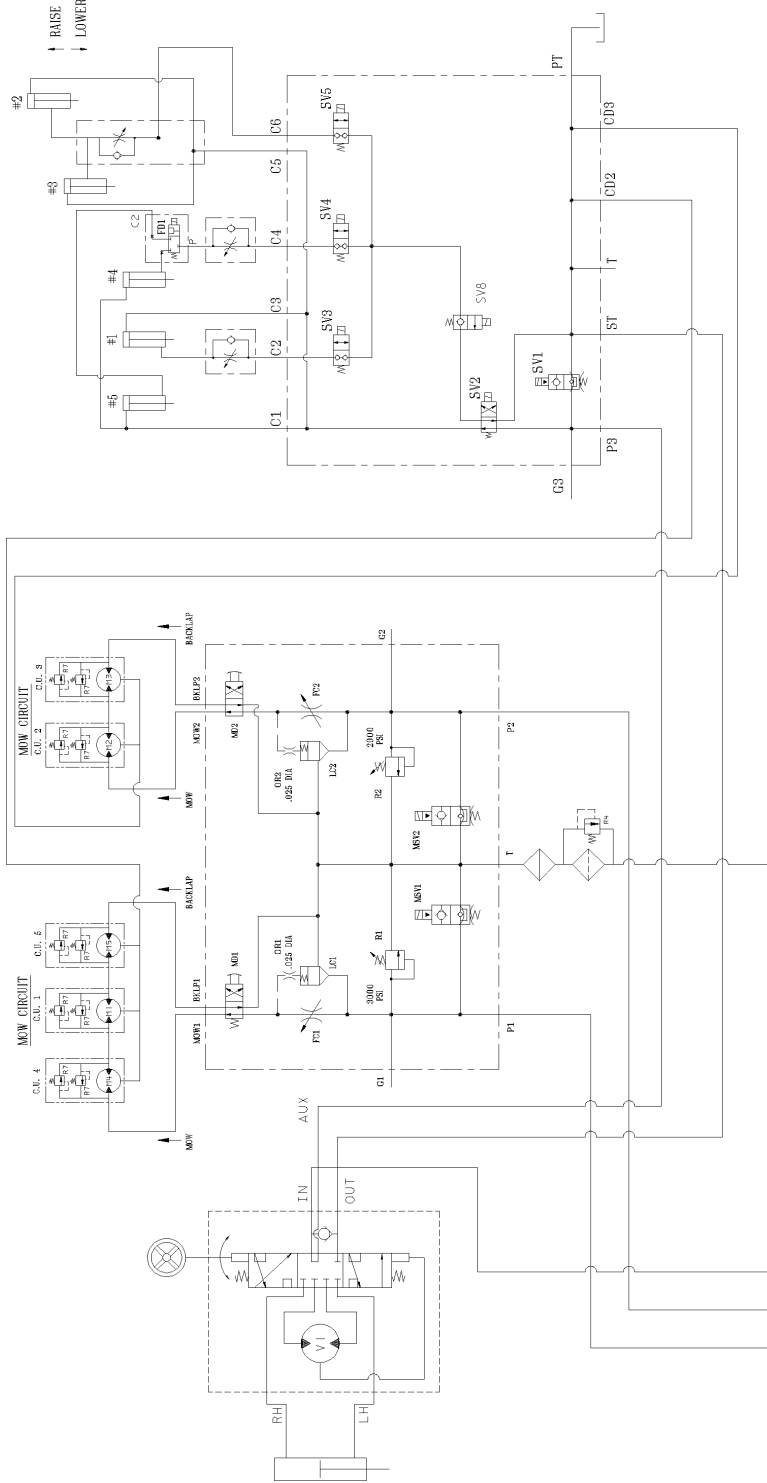


COMPONENT	DISPLACEMENT		PRESSURE		FLOW RATE *	
	m <sup>3</sup> /rev	cm <sup>3</sup> /rev	bars	lbf/in <sup>2</sup>	GPM	LPM
P1	.66	10.8			8.4	31.8
P2	.66	10.8			8.4	31.8
P3	.40	6.6			5.1	19.3
P4	2.48	40.6			31.6	119.5
P5	.84	13.8			10.7	40.5
M1	1.16	19				
M2	1.16	19				
M3	1.16	19				
M4	1.16	19				
M5	1.16	19				
M8	2.01	32.9				
M9	2.01	32.9				
V1	6.1	100				
R1			3000	207		
R2			2000	138		
R3			1500	104		
R4			50	3.5		
R5			250	17.2		
R6			4000	276		
R7			1500	103		

\* FLOW RATE CALCULATED AT 3000 RPM AND 98% EFFICIENCY.



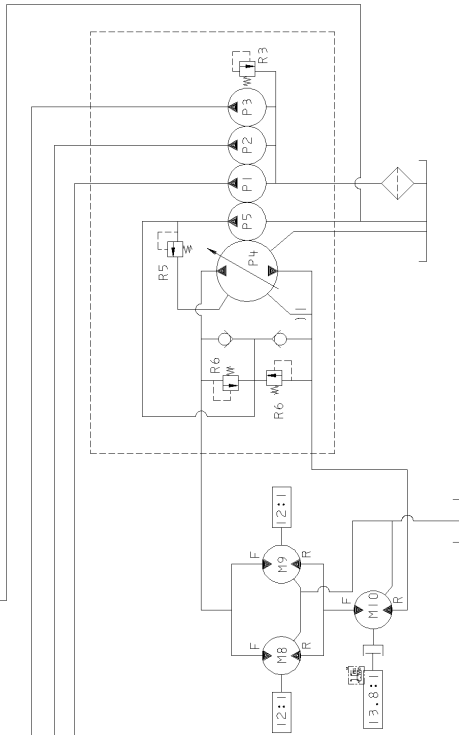
# 4 Wheel Drive Hydraulic Schematic (Model 03807 Only)



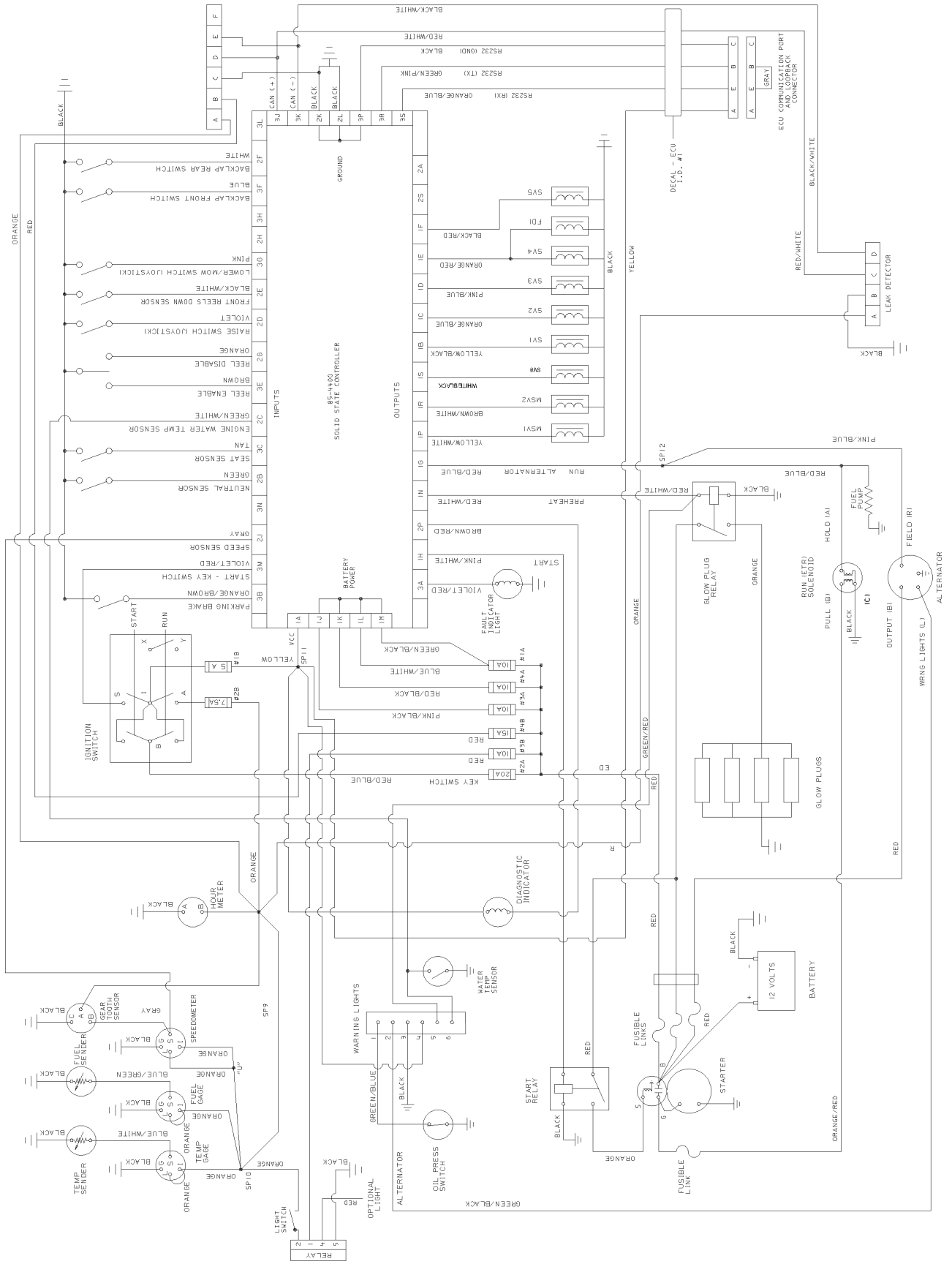
DISPLACEMENT, FLOW RATE, AND PRESSURE CHART

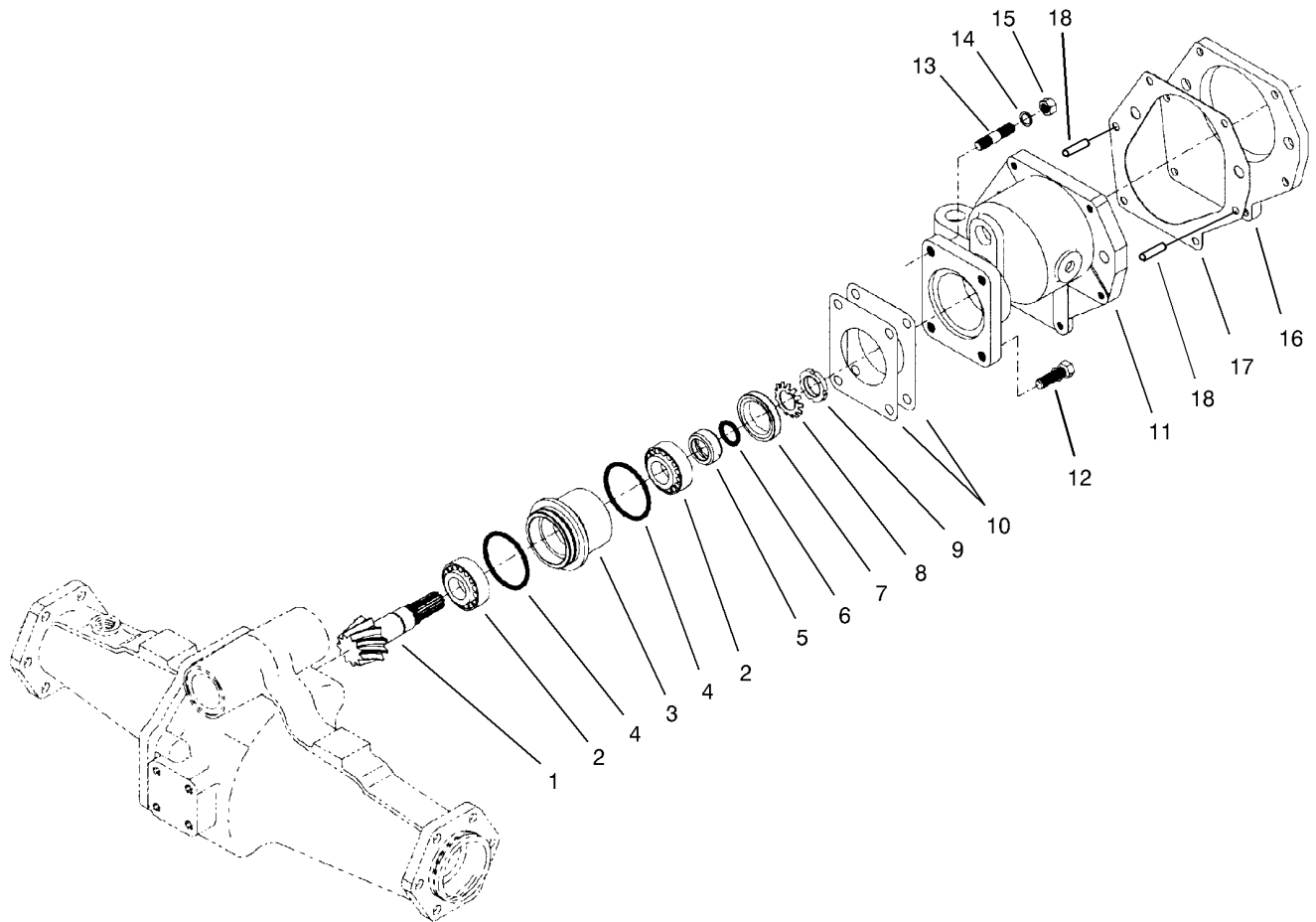
COMPONENT	DISPLACEMENT in <sup>3</sup> /rev	cm <sup>3</sup> /rev	PRESSURE BARS	lb <sub>s</sub> /in <sup>2</sup>	FLOW RATE * GPM	LPM
P1	.66	10.8			8.4	31.8
P2	.66	10.8			8.4	31.8
P3	.40	6.6			5.1	19.3
P4	2.48	40.6			31.6	119.5
P5	.84	13.8			10.7	40.5
M1	1.16	19				
M2	1.16	19				
M3	1.16	19				
M4	1.16	19				
M5	1.16	19				
M8	2.01	32.9				
M9	2.01	32.9				
M10	2.48	40.6				
V1	6.1	100				
R1			3000	207		
R2			2000	138		
R3			1500	104		
R4			50	3.5		
R5			250	17.2		
R6			4000	276		
R7			1500	103		

\* FLOW RATE CALCULATED AT 3000 RPM AND 98% EFFICIENCY.



# Electrical Schematic

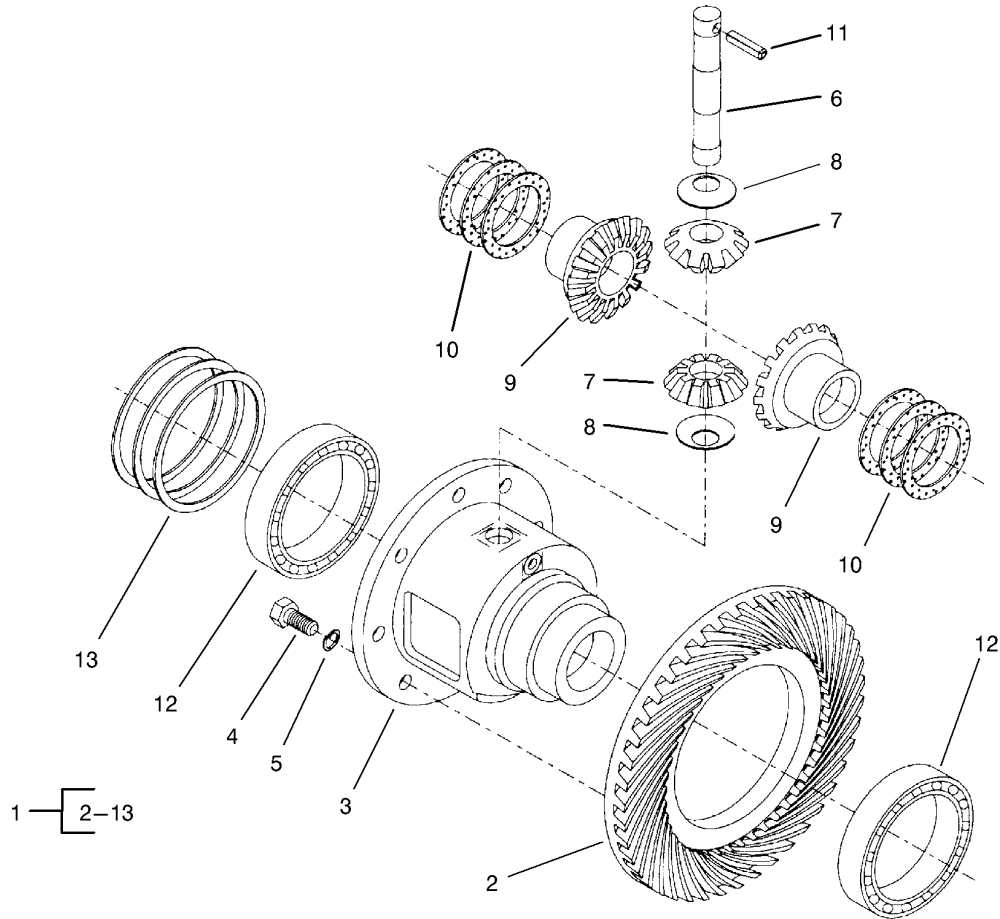




## Rear Axle Assembly No. 100-3784 Bevel Pinion Shaft Assembly

Ref	Part No.	Qty.	Description
1	100-2555	1	Ring And Pinion Matched Set
2	99-7570	2	Bearing-Roller, Taper
3	95-7534	1	Case-Bearing
4	99-7571	2	O-Ring
5	99-7572	1	Collar-Seal, Oil
6	99-7573	1	O-Ring
7	99-7574	1	Seal-Oil
8	99-7559	1	Washer-Lock
9	99-7560	1	Nut-Lock
10	99-7550	2	Shim 0.1
10	99-7551	2	Shim 0.2
11	95-7533	1	Case-Gear
12	99-7575	2	Bolt
13	100-2556	2	Stud
14	99-7527	2	Washer-Spring
15	99-7526	2	Nut
16	95-7541	1	Plate-Cover
17	95-7540	1	Gasket
18	104-2353	2	Pin-Dowel

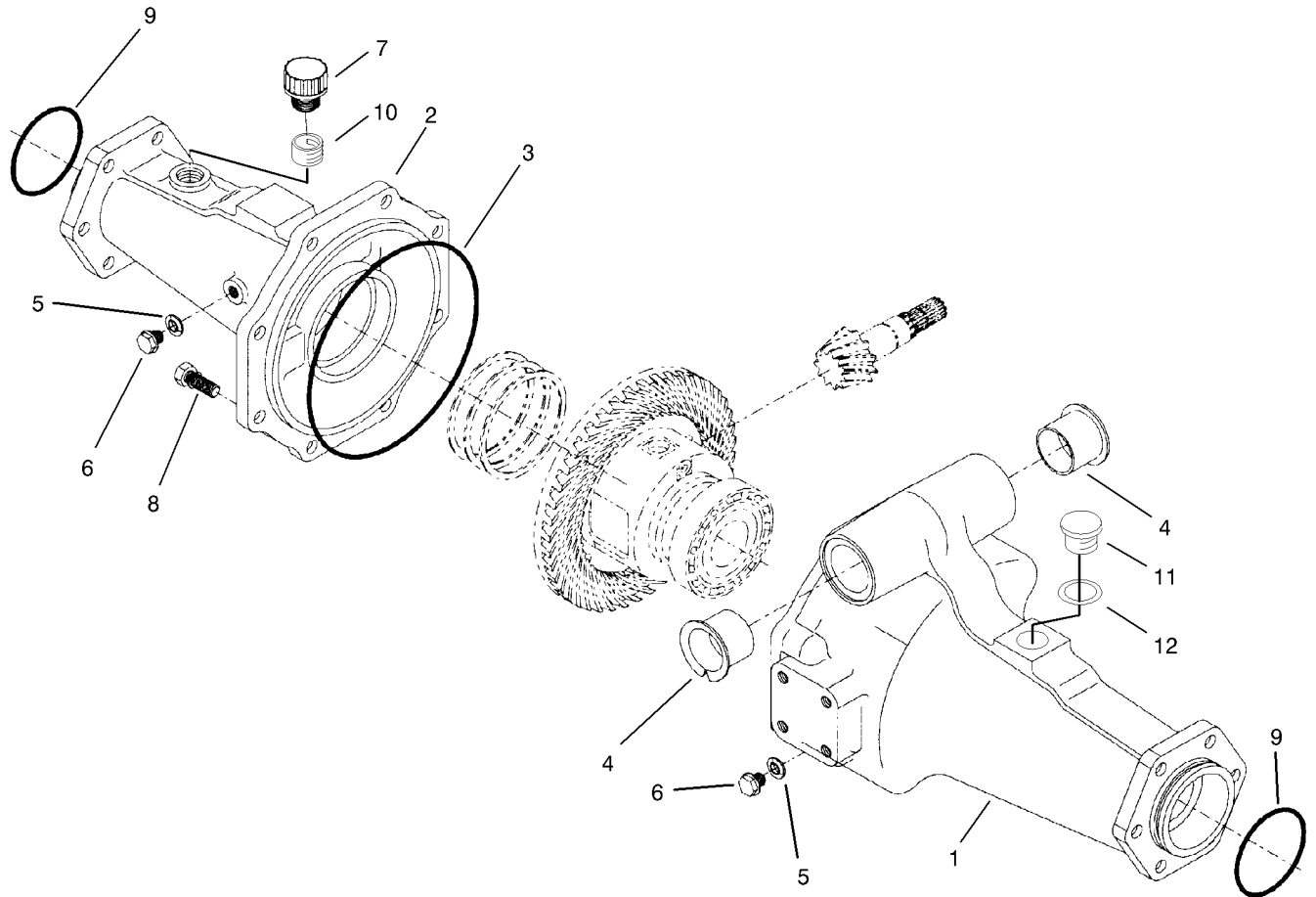
--	--	--	--



## Rear Axle Assembly No. 100-3784 (Continued) Differential Assembly

Ref	Part No.	Qty.	Description
1	95-7503	1	Differential ASM
2	100-2555	1	Ring And Pinion Matched Set
3	95-7502	1	Case-Differential
4	99-7576	8	Bolt
5	99-7577	8	Washer-Spring
6	99-7578	1	Shaft-Differential
7	99-7579	2	Pinion-Differential
8	99-7580	2	Washer-Differential
9	99-7581	2	Gear-Differential
10	99-7582	2	Washer-Differential
10	99-7583	2	Washer-Differential
10	99-7584	2	Washer-Differential
11	99-7588	1	Pin-Spring
12	99-7562	2	Bearing-Ball
13	99-7585	2	Shim 0.1
13	99-7586	2	Shim 0.2
13	99-7587	2	Shim 0.4

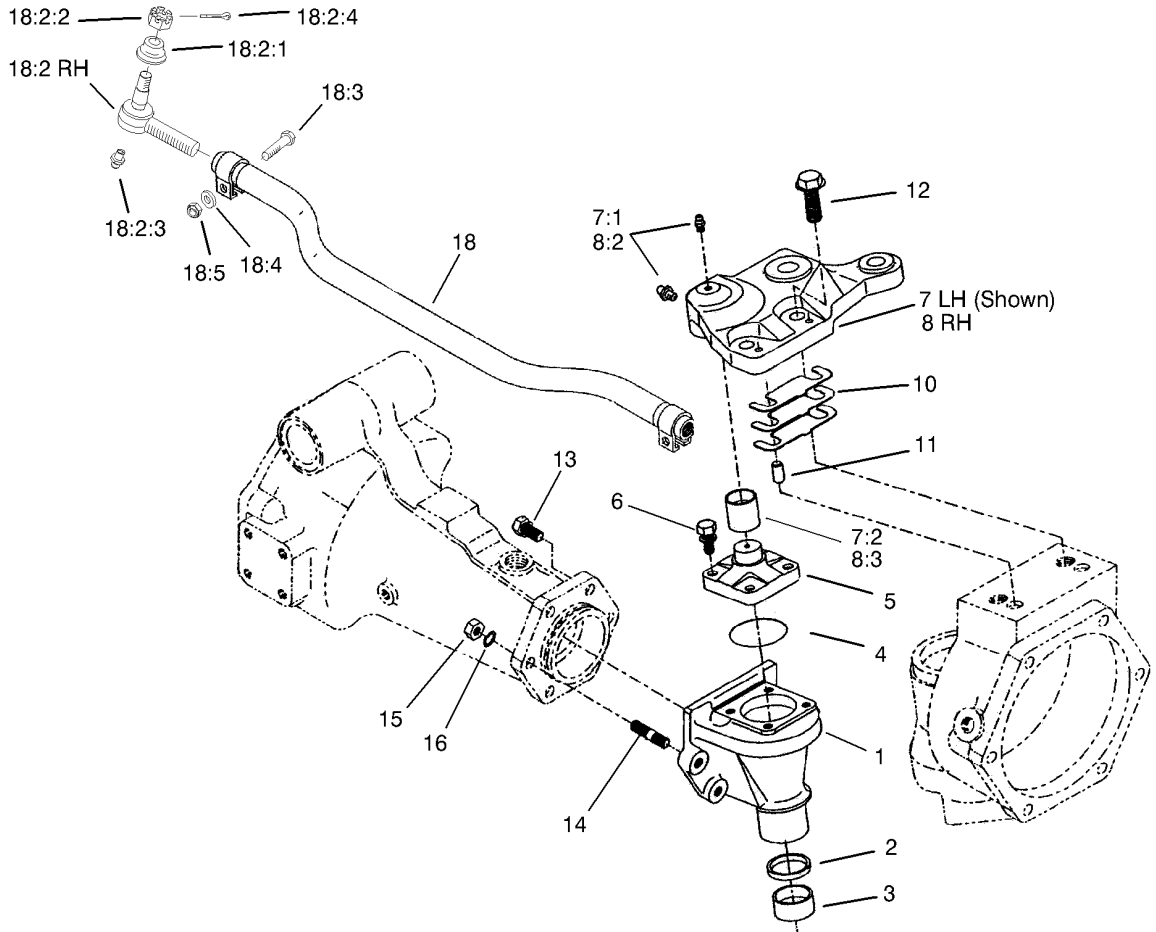
--	--	--	--



## Rear Axle Assembly No. 100-3784 (Continued) Axle Support Assembly

Ref	Part No.	Qty.	Description
1	95-7508	1	Support-Axle
2	95-7506	1	Support-Axle
3	95-7507	1	O-Ring
4	95-7537	2	Bushing-Flanged
5	99-7590	2	Washer-Seal
6	99-7589	2	Plug
7	99-7591	1	Oil Plug ASM
8	99-7592	8	Bolt
9	99-7593	2	O-Ring
10	104-2377	1	Extension-Vent
11	104-8643	1	Plug
12	104-8644	1	O-Ring

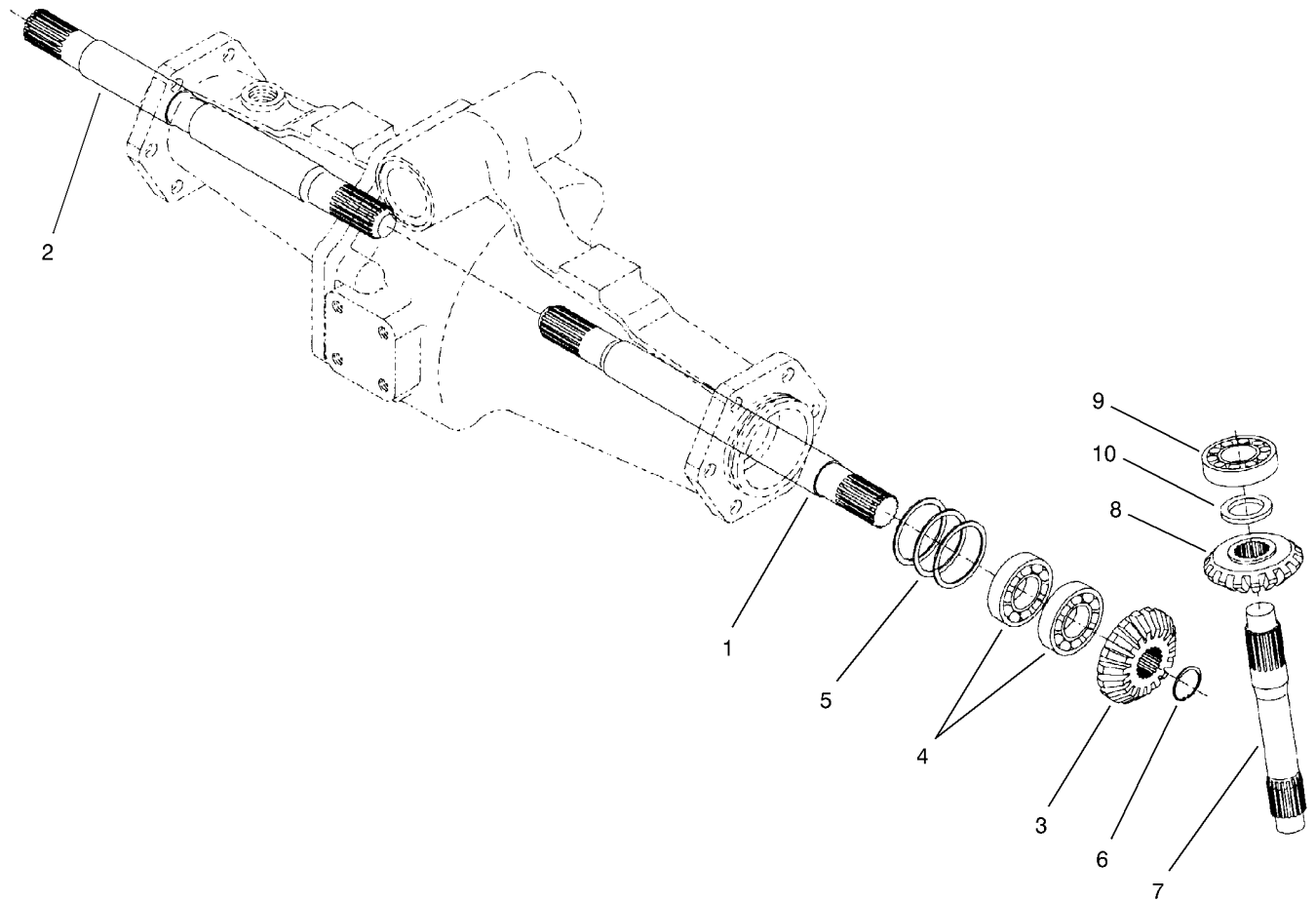
--	--	--	--



## Rear Axle Assembly No. 100-3784 (Continued) Bevel Gear Case Assembly

Ref	Part No.	Qty.	Description
1	95-7538	2	Case-Gear, Bevel
2	100-2557	2	Seal-Oil
3	104-2378	2	Bushing
4	104-2372	2	O-Ring
5	104-2373	2	Knuckle
6	104-2374	8	Bolt
7	100-3768	1	LH Steering Arm ASM
7:1	302-5	2	Fitting-Grease
7:2	104-8634	1	Bushing
8	100-3766	1	RH Steering Arm ASM
8:2	302-5	2	Fitting-Grease
8:3	104-8634	1	Bushing
10	95-7547	2	Shim 0.1
10	95-7548	2	Shim 0.2
10	95-7549	2	Shim 0.4
11	99-7597	4	Pin-Dowel
12	104-2375	4	Bolt
13	99-7599	8	Bolt
14	99-7525	4	Stud
15	99-7526	4	Nut
16	99-7527	4	Washer-Spring
18	100-3762	1	Tie Rod ASM
●18:1	100-3851	1	LH Tie Rod End ASM
●18:1:1	100-3853	1	Cover-Dust

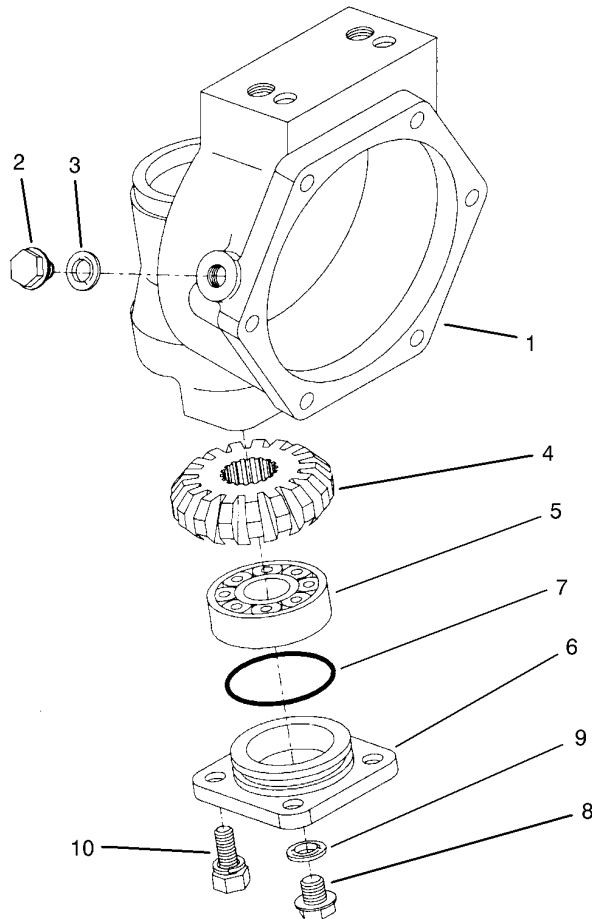
Ref	Part No.	Qty.	Description
●18:1:2	100-3854	1	Nut-Castle
●18:1:3	302-5	1	Fitting-Grease
●18:1:4	3272-11	1	Pin-Cotter
18:2	100-3852	1	RH Tie Rod End ASM
18:2:1	100-3853	1	Cover-Dust
18:2:2	100-3854	1	Nut-Castle
18:2:3	302-5	1	Fitting-Grease
18:2:4	3272-11	1	Pin-Cotter
18:3	100-3855	2	Bolt
18:4	99-7527	2	Washer-Spring
18:5	99-7526	2	Nut



## Rear Axle Assembly No. 100-3784 (Continued) Bevel Gear Shaft Assembly

Ref	Part No.	Qty.	Description
1	95-7509	1	Shaft-Gear, Differential
2	95-7512	1	Shaft-Gear, Differential
3	95-7517	2	Gear-Bevel, 15 Tooth
4	99-7530	4	Bearing-Ball
5	99-7552	2	Shim 0.1
5	99-7553	2	Shim 0.2
5	99-7554	2	Shim 0.5
6	99-7531	2	Clip
7	95-7529	2	Shaft-Gear, Bevel
8	95-7519	2	Gear-Bevel, 17 Tooth
9	99-7532	2	Bearing-Roller, Taper
10	99-7558	2	Collar

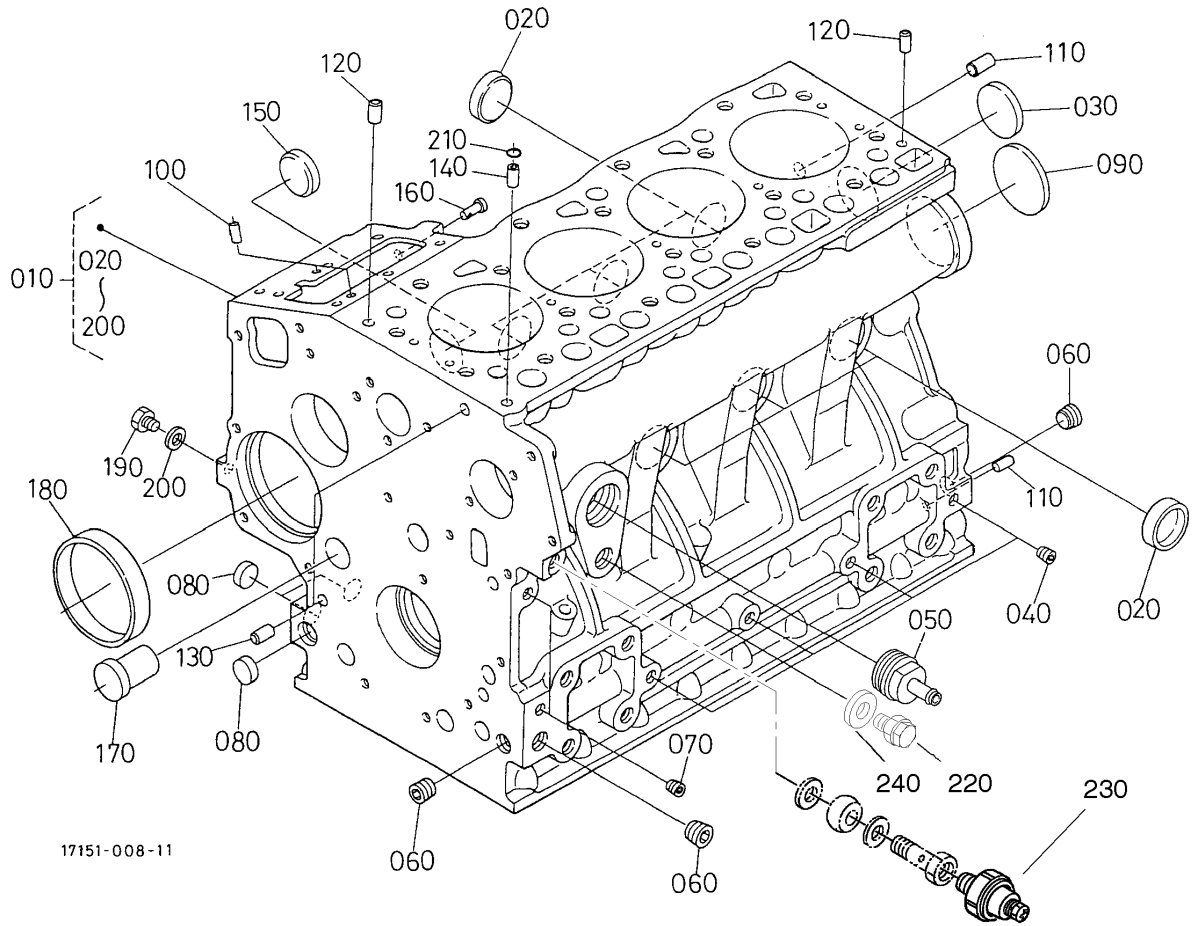
--	--	--	--



## Rear Axle Assembly No. 100-3784 (Continued) Axle Case Assembly

Ref	Part No.	Qty.	Description
1	95-7531	2	Case-Axle
2	99-7535	2	Plug
3	99-7536	2	Washer-Seal
4	95-7527	2	Gear-Bevel, 17 Tooth
5	99-7532	2	Bearing-Roller, Taper
6	100-2560	2	Cover
7	100-2561	2	O-Ring
8	99-7589	2	Plug
9	99-7590	2	Washer-Seal
10	100-2562	8	Bolt

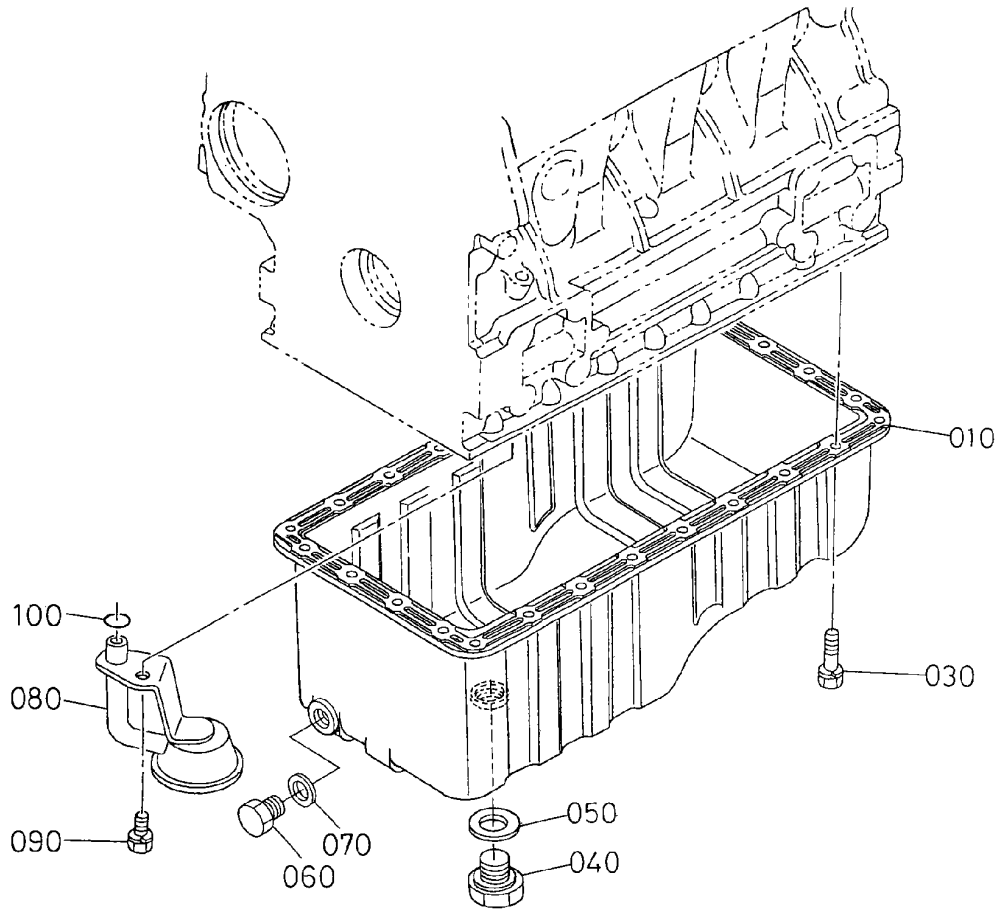




17151-008-11

## Crankcase Assembly

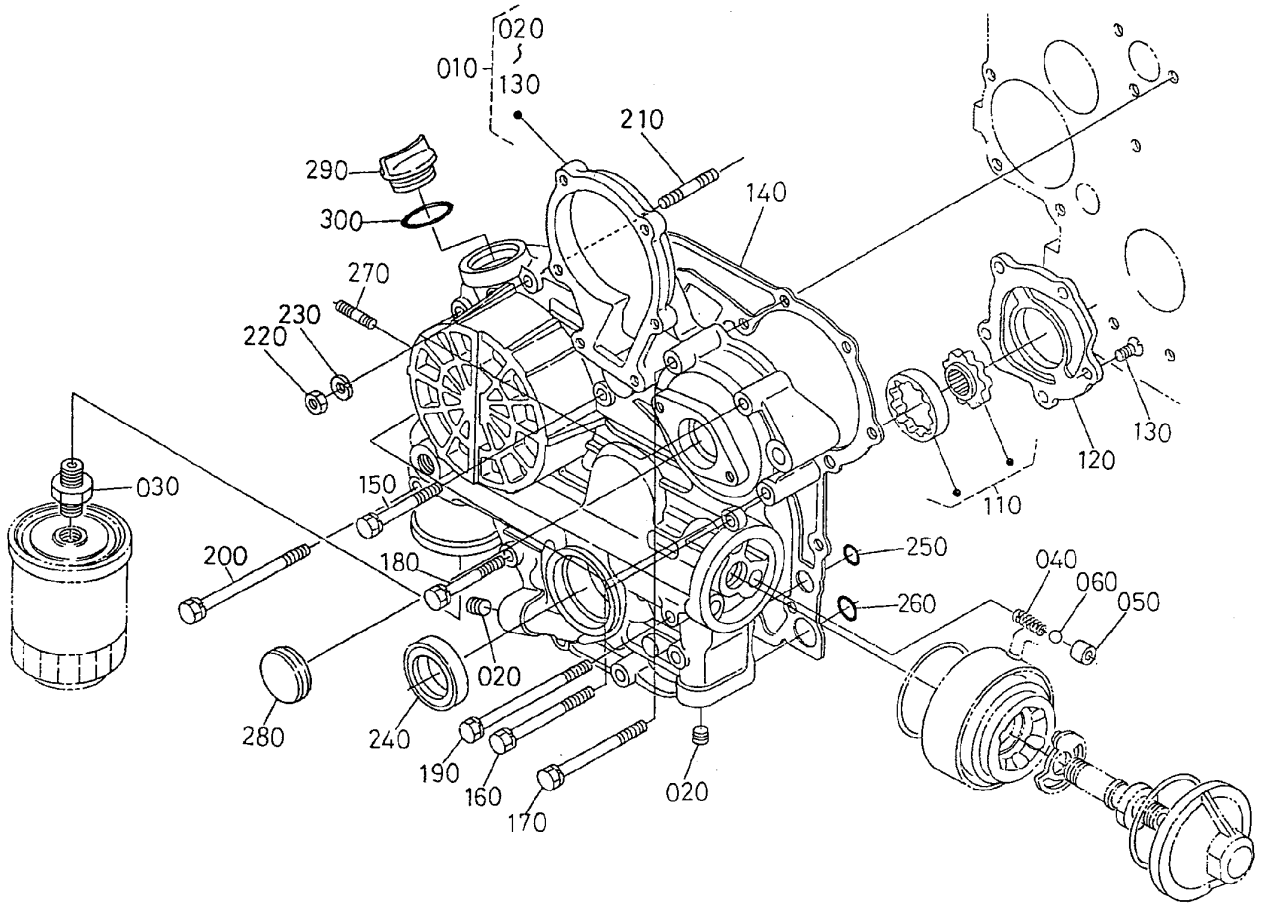
Ref	Part No.	Qty.	Description
10	105-3701	1	Crankcase-Complete
20	98-9398	6	Cap-Sealing
30	98-7539	1	Cap-Sealing
40	98-7540	4	Plug
50	98-8347	1	Screw-Taptite
60	98-9597	3	Plug
70	98-7487	2	Plug
80	98-7489	3	Plug
90	98-9668	1	Plug
100	105-3793	2	Pin-Straight
110	105-3794	2	Pin-Straight
120	105-3795	2	Pin-Straight
130	98-9387	2	Pin-Pipe
140	98-9539	1	Pin-Pipe
150	98-9599	1	Plug
160	105-3796	1	Pin-Start Spring
170	98-9675	1	Plug
180	98-9656	1	Bushing-Governor, Gear
190	98-7507	1	Plug
200	98-7428	1	Gasket
210	98-7509	1	O-Ring
220	99-3447	1	Plug
230	98-9416	1	Switch-Oil
240	106-7056	1	Gasket

### Oil Pan Assembly

Ref	Part No.	Qty.	Description
10	105-3702	1	Pan-Oil, Complete
30	98-9350	2	Bolt
40	105-3703	1	Plug-Drain
50	98-9399	1	Gasket
60	98-9386	1	Plug
70	98-7524	1	Gasket
80	105-3704	1	Filter-Oil
90	98-7526	1	Bolt
100	105-3776	1	O-Ring





### Gear Case Assembly

Ref	Part No.	Qty.	Description
10	105-3707	1	Case-Gear, Complete
20	98-9598	5	Plug
30	98-9388	1	Joint-Pipe
40	98-9544	1	Spring
50	98-9543	1	Seat-Valve
60	98-9380	1	Ball
110	98-9540	1	Oil Pump Rotor ASM
120	105-3708	1	Cover-Pump, Oil
130	98-9592	5	Screw
140	98-9633	1	Gasket-Case, Gear
150	98-7496	3	Bolt
160	105-3797	4	Bolt
170	98-9356	2	Bolt
180	98-9437	1	Bolt
190	98-9586	2	Bolt
200	99-3511	1	Bolt
210	105-3709	1	Stud
220	98-7572	1	Nut
230	98-7699	1	Washer-Spring
240	98-9482	1	Seal-Oil
250	98-9372	2	O-Ring
260	105-3777	1	O-Ring
270	105-3710	2	Stud
280	98-9641	1	Cover

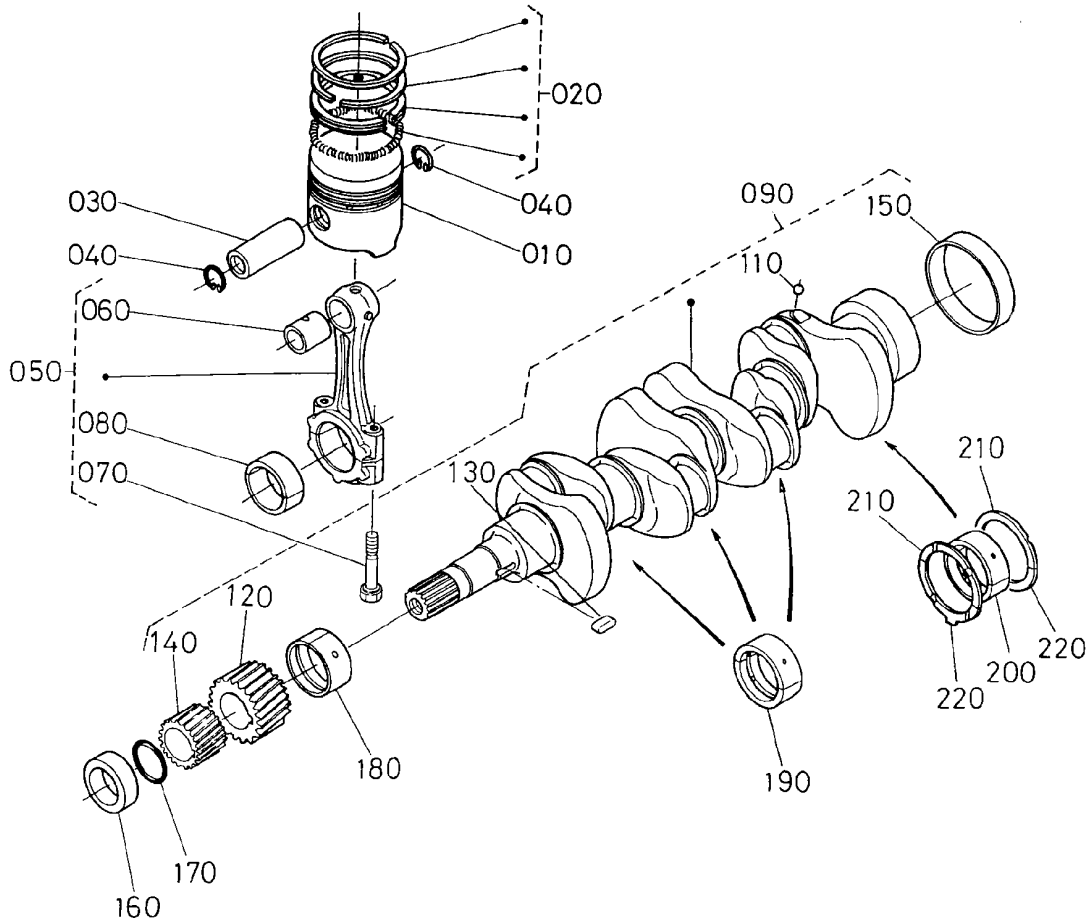
Ref	Part No.	Qty.	Description
290	98-9449	1	Plug-Filler, Oil
300	99-3446	1	O-Ring









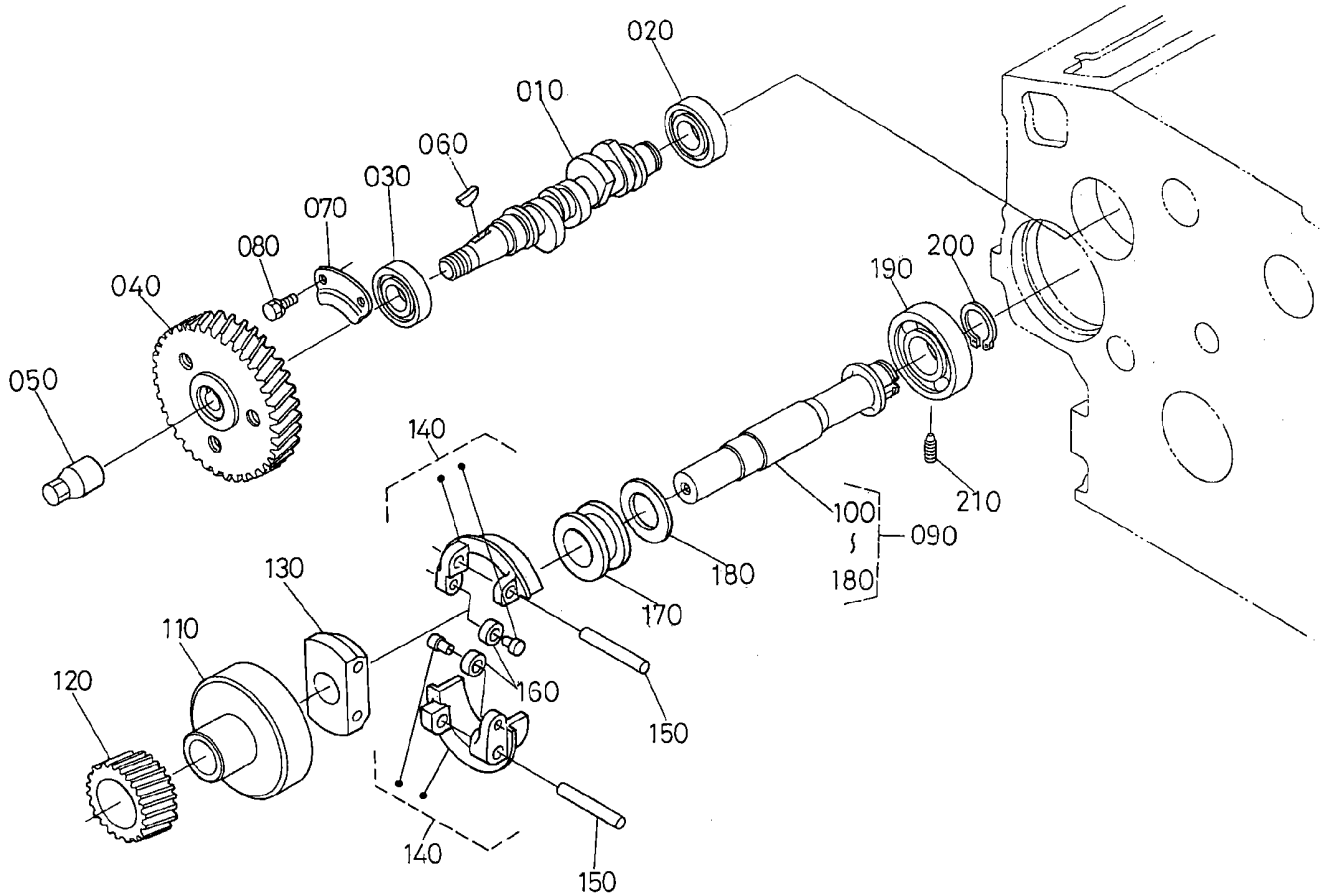


## Piston and Crankshaft Assembly

Ref	Part No.	Qty.	Description
10	98-9550	4	Piston (Std)
20	98-9551	4	Piston Ring ASM (Std)
20	98-9619	4	Piston Ring ASM (0.5mm)
30	98-9513	4	Pin-Piston
40	98-9514	8	Clip-Circular, Piston Pin
50	98-9552	4	Connecting Rod ASM
60	98-9515	4	Bushing-Pin, Piston
70	98-9517	8	Bolt-Rod, Connecting
80	98-9519	4	Bearing-Rod (0.2mm)
80	98-9520	4	Bearing-Rod (0.4mm)
80	98-9553	4	Bearing-Rod (Std)
90	105-3718	1	Crankshaft-Complete
110	98-7473	4	Ball
120	98-9532	1	Gear-Crankshaft
130	98-9666	1	Key
140	98-9542	1	Gear-Drive, Oil Pump
150	98-9522	1	Sleeve-Crankshaft
160	98-9521	1	Collar-Crankshaft
170	98-9373	1	O-Ring
180	98-9554	1	Bearing-Main (Std)
180	98-9528	1	Bearing-Main (0.2mm)
180	98-9529	1	Bearing-Main (0.4mm)
190	98-9524	3	Metal-Crankshaft (Std Set)
190	98-9530	3	Bearing-Main (0.2mm)

Ref	Part No.	Qty.	Description
190	98-9531	3	Bearing-Main (0.4mm)
200	98-9556	1	Bearing-Main (Std)
200	105-3719	1	Metal-Crankshaft (.2mm)
200	105-3720	1	Metal-Crankshaft (.4mm)
210	99-6864	2	Metal-Side (Std)
210	98-9414	2	Bearing-Thrust (0.2mm)
210	98-9415	2	Bearing-Thrust (0.4mm)
220	99-6867	2	Metal-Side (Std)
220	99-6868	2	Metal-Side, O/s (0.2mm)
220	99-6869	2	Metal-Side, O/s (0.4mm)

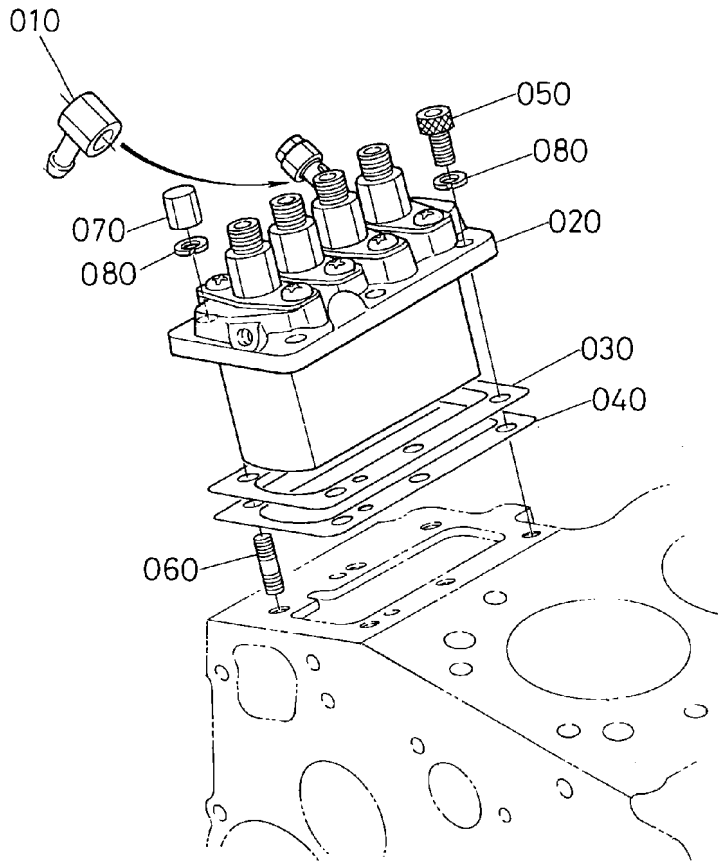




## Fuel Camshaft and Governor Shaft Assembly

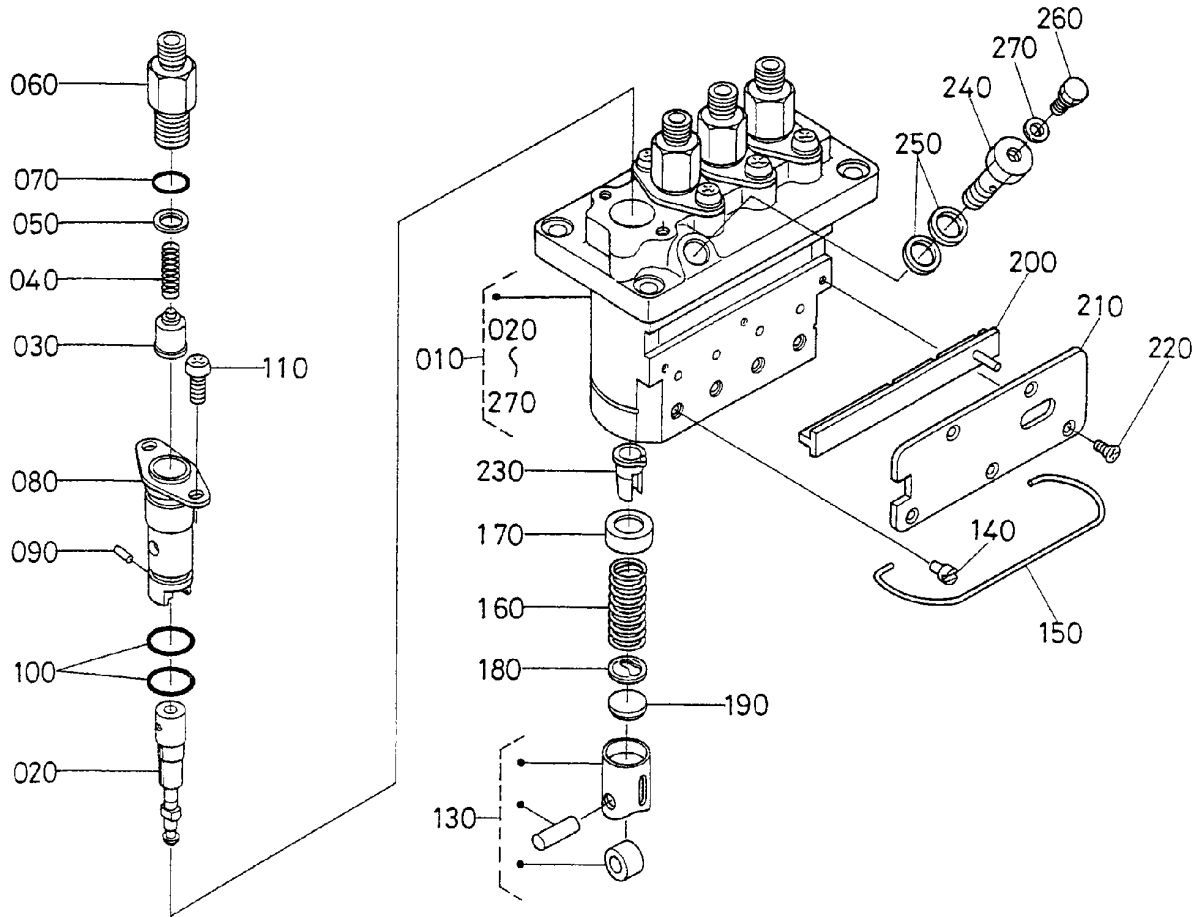
Ref	Part No.	Qty.	Description
10	105-3723	1	Camshaft-Fuel
20	98-9382	1	Bearing-Ball
30	98-9383	1	Bearing-Ball
40	98-9669	1	Gear-Pump, Injection
50	98-9590	1	Nut-Cap
60	98-9595	1	Key-Woodruff
70	98-9511	1	Stopper-Fuel, Camshaft
80	98-9350	2	Bolt
90	105-3724	1	Governor Shaft ASM
100	105-3725	1	Shaft, Governor
110	98-9562	1	Holder-Gear, Governor
120	98-9673	1	Gear-Governor
130	98-9561	1	Holder-Weight, Governor
140	98-9559	2	Governor Weight ASM
150	98-9560	2	Shaft-Weight, Governor
160	98-9692	2	Roller
170	98-9563	1	Sleeve-Governor
180	98-9564	1	Washer-Thrust
190	98-9381	1	Bearing-Ball
200	98-9657	1	Clip-Circular, Governor Shaft
210	98-9565	1	Screw-Set



### Injection Pump Assembly

Ref	Part No.	Qty.	Description
10	98-9596	1	Joint-Eye
20	105-3727	1	Injection Pump ASM
30	105-3728	1	Shim-Pump, Injection (.20mm)
30	105-3729	1	Shim-Pump, Injection (.25mm)
40	105-3730	1	Shim-Pump, Injection (.30mm)
50	98-9361	3	Bolt-HSH
60	98-9438	3	Stud
70	98-9440	3	Nut-Cap
80	98-7699	6	Washer-Spring

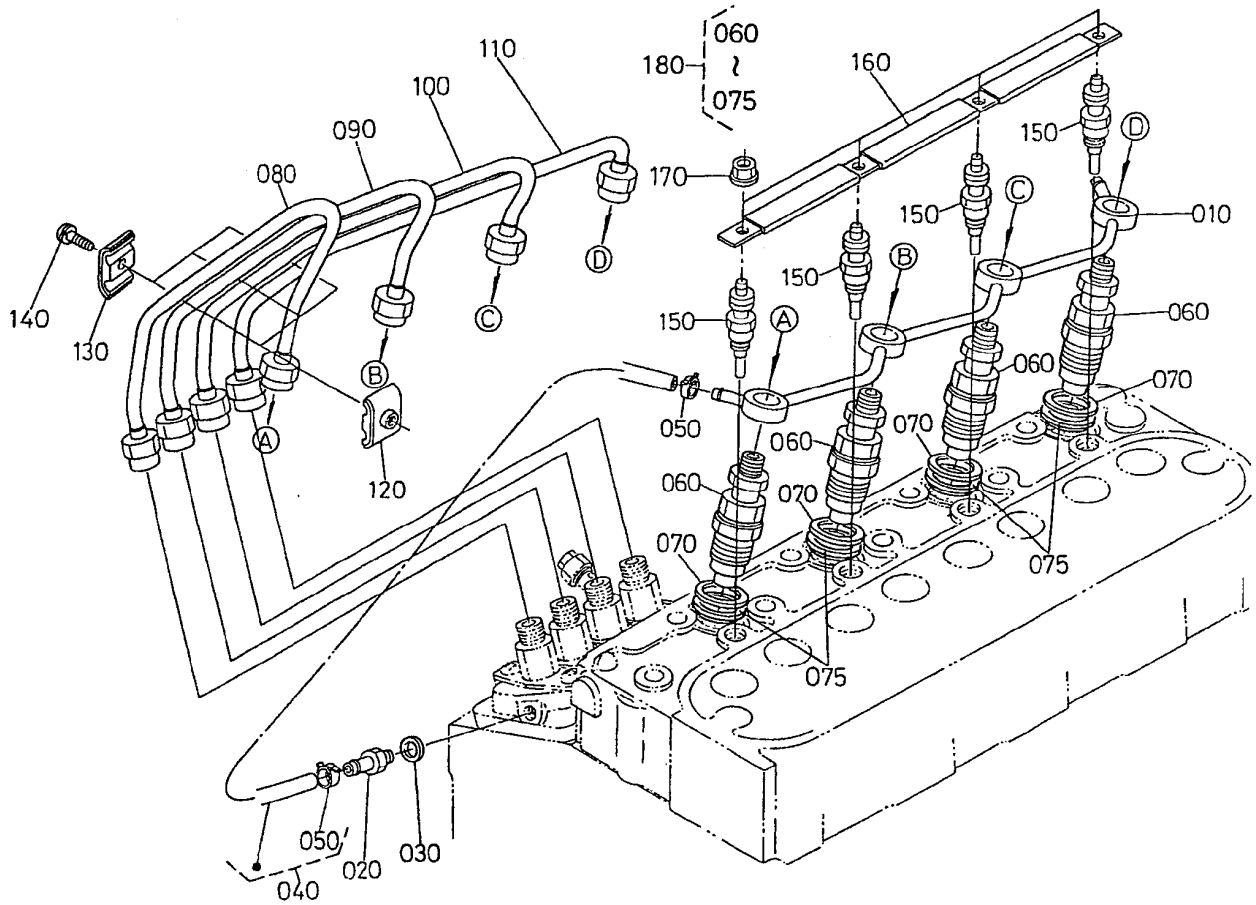


## Injection Pump Component Assembly

Ref	Part No.	Qty.	Description
10	105-3727	1	Injection Pump ASM
20	98-9462	4	Element-Pump
30	98-9421	4	Valve-Delivery
40	98-9424	4	Spring-Valve, Delivery
50	98-9425	4	Gasket-Valve, Delivery
60	98-9652	4	Holder-Valve, Delivery
70	98-9447	4	O-Ring
80	98-9434	4	Flange-Sleeve
90	98-9443	4	Pin-Joint
100	98-9423	8	O-Ring
110	105-2892	8	Screw
130	98-9422	4	Tappet ASM
140	98-9426	4	Pin-Guide, Tappet
150	105-3732	1	Pin-Clamp
160	98-9428	4	Spring-Plunger
170	98-9427	4	Seat-Spring, Upper
180	98-9429	4	Seat-Spring, Lower
190	98-9433	4	Shim
200	105-3733	1	Rack-Control
210	105-3734	1	Plate
220	98-9442	5	Screw
230	98-9432	4	Sleeve-Control
240	98-9464	1	Bolt-Joint
250	98-9445	2	Gasket

Ref	Part No.	Qty.	Description
260	98-9430	1	Screw
270	98-9446	1	Gasket



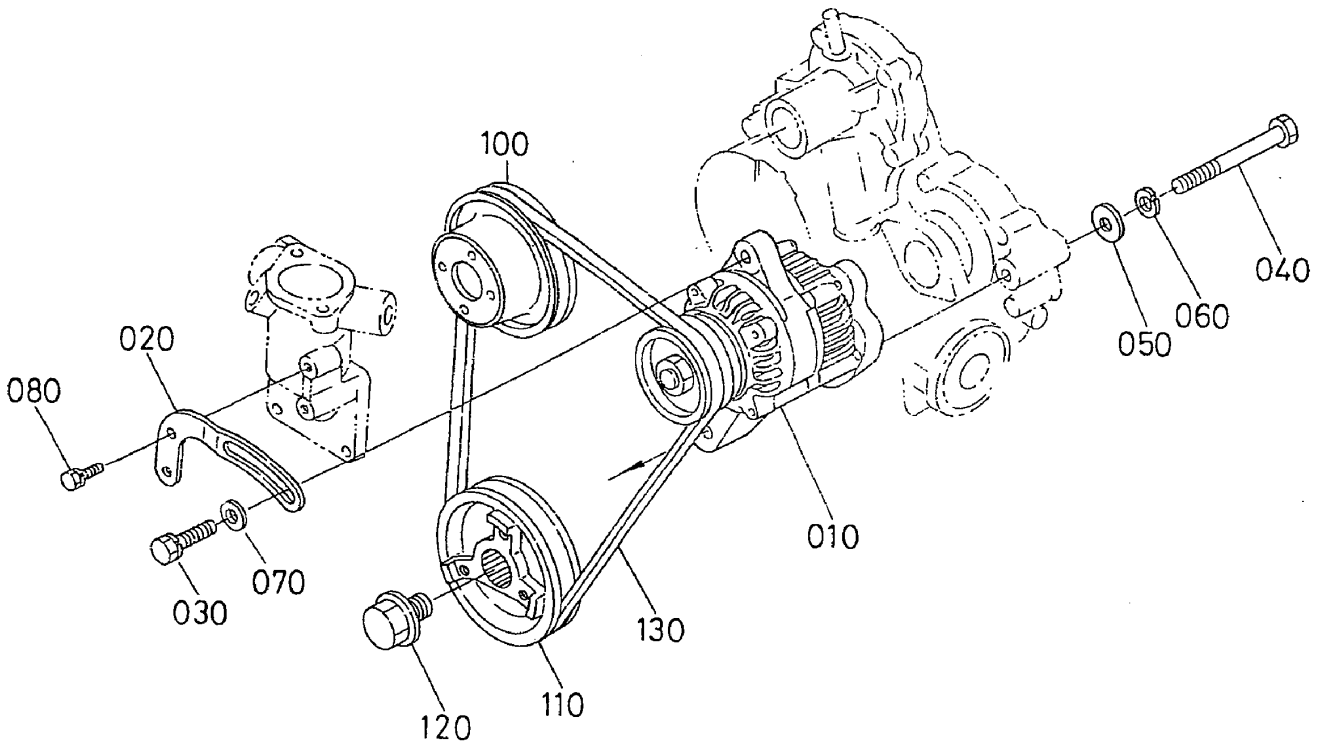


## Nozzle Holder and Glow Plug Assembly

Ref	Part No.	Qty.	Description
10	105-3737	1	Over Flow Pipe ASM
20	98-9431	1	Screw-Bleeder
30	98-7654	1	Gasket
40	98-9420	1	Over Flow Pipe ASM
50	98-7671	2	Clip-Pipe
60	98-9468	4	Nozzle Holder ASM
70	98-7676	4	Gasket
75	98-7677	4	Seal
80	98-9622	1	Pipe-Injection
90	98-9654	1	Pipe-Injection
100	98-9655	1	Pipe-Injection
110	105-3738	1	Pipe-Injection
120	98-7682	3	Clamp-Pipe
130	98-7683	3	Clamp-Pipe
140	98-9364	3	Screw-W/washer
150	98-9623	4	Plug-Glow
160	105-3739	1	Cord-Plug, Glow
170	99-8377	4	Nut-Flange
180	105-3740	4	Nozzle Holder Kit



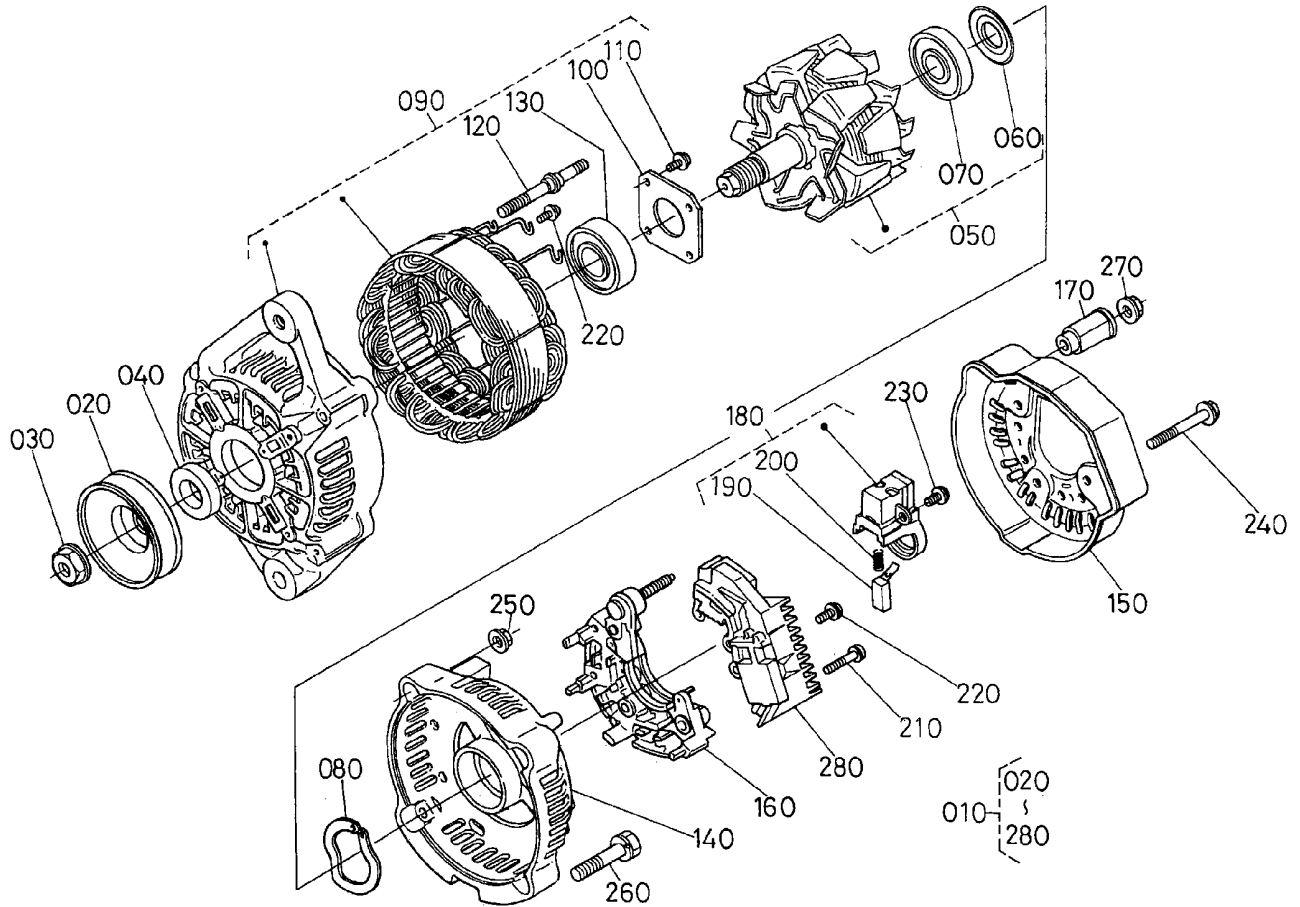


1G646-005-20

## Alternator and Pulley Assembly

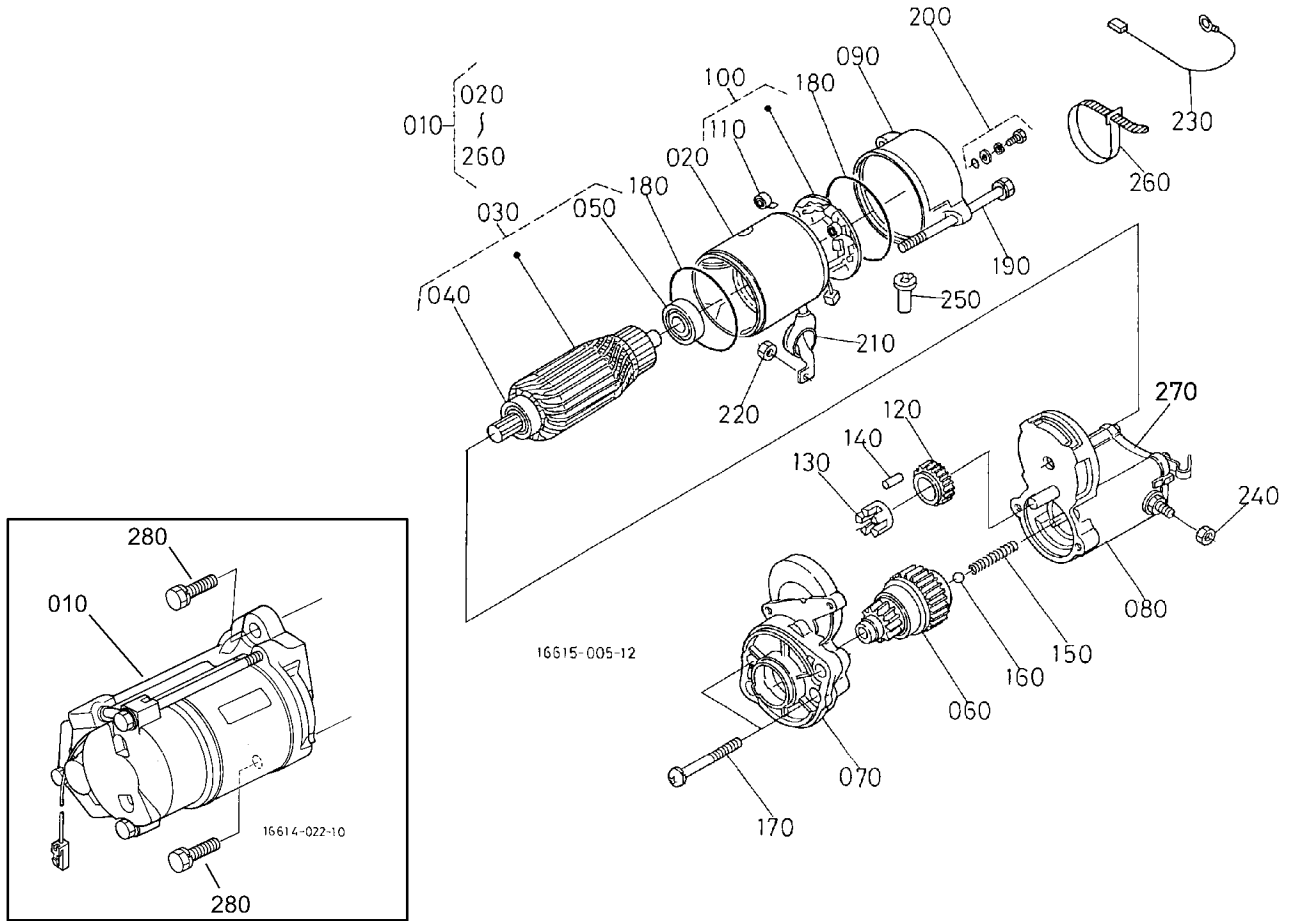
Ref	Part No.	Qty.	Description
10	98-9474	1	Alternator ASM
20	98-9573	1	Stay-Dynamo
30	98-7697	1	Bolt
40	98-9360	1	Bolt
50	33095-00	1	Washer-Flat
60	98-7738	1	Washer-Spring
70	100-9233	1	Washer-Plain
80	98-7692	1	Bolt
100	98-9584	1	Pulley-Fan
110	105-3745	1	Pulley-Drive, Fan
120	98-9585	1	Bolt
130	98-9676	1	V-Belt



## Alternator Component Assembly

Ref	Part No.	Qty.	Description
10	98-9474	1	Alternator ASM
20	98-9453	1	Pulley-Dynamo
30	98-7708	1	Nut
40	98-7709	1	Collar
50	98-7710	1	Rotor
60	98-7711	1	Cover-Bearing
70	98-7712	1	Bearing-Ball
80	98-7713	1	Washer-Thrust
90	98-7714	1	Frame-End, Drive
100	98-7715	1	Plate-Retainer
110	98-7716	4	Screw-Head, Round
120	98-7717	2	Bolt-Through
130	98-7718	1	Bearing-Ball
140	98-7719	1	Frame-End
150	98-7720	1	Cover-End
160	98-7721	1	Rectifier ASM
170	98-7722	1	Bushing-Insulation
180	98-7723	1	Holder-Brush
190	98-7724	2	Brush
200	98-7725	2	Spring-Brush
210	98-7726	2	Screw-Head, Round
220	98-7727	6	Screw-Head, Round
230	98-7728	1	Screw-Head, Round
240	98-7729	3	Bolt

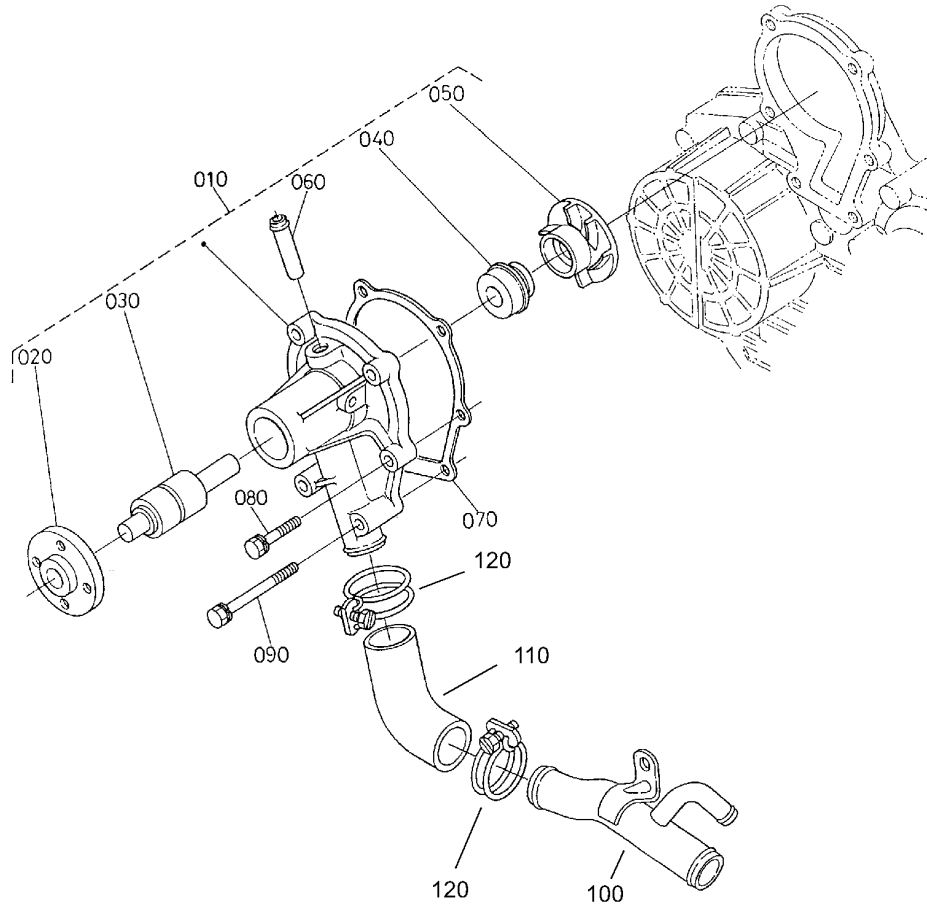
Ref	Part No.	Qty.	Description
250	98-7730	2	Nut
260	98-7731	2	Bolt
270	98-7732	1	Nut
280	98-7733	1	Regulator ASM



## Starter Assembly

Ref	Part No.	Qty.	Description
10	98-9705	1	Starter ASM
20	104-8608	1	Yoke ASM
30	98-7742	1	Armature ASM
40	98-7744	1	Bearing
50	98-7743	1	Bearing
60	99-8373	1	Clutch-Running, Over
70	99-8374	1	Frame-End, Drive
80	105-3746	1	Magnetic Switch ASM
90	98-7748	1	Frame-End
100	98-7749	1	Brush Holder ASM
110	98-7750	4	Spring-Brush
120	98-7751	1	Gear
130	98-7752	1	Retainer
140	98-7753	5	Roller
150	98-7754	1	Spring
160	98-7755	1	Ball
170	98-7756	2	Bolt
180	98-7757	2	O-Ring
190	100-9240	2	Bolt
200	98-7758	2	Bolt ASM
210	99-8375	1	Cover
220	99-8371	1	Nut-Hex
230	98-9711	1	Cord-Solenoid, Stop
240	99-8376	1	Nut-Hex

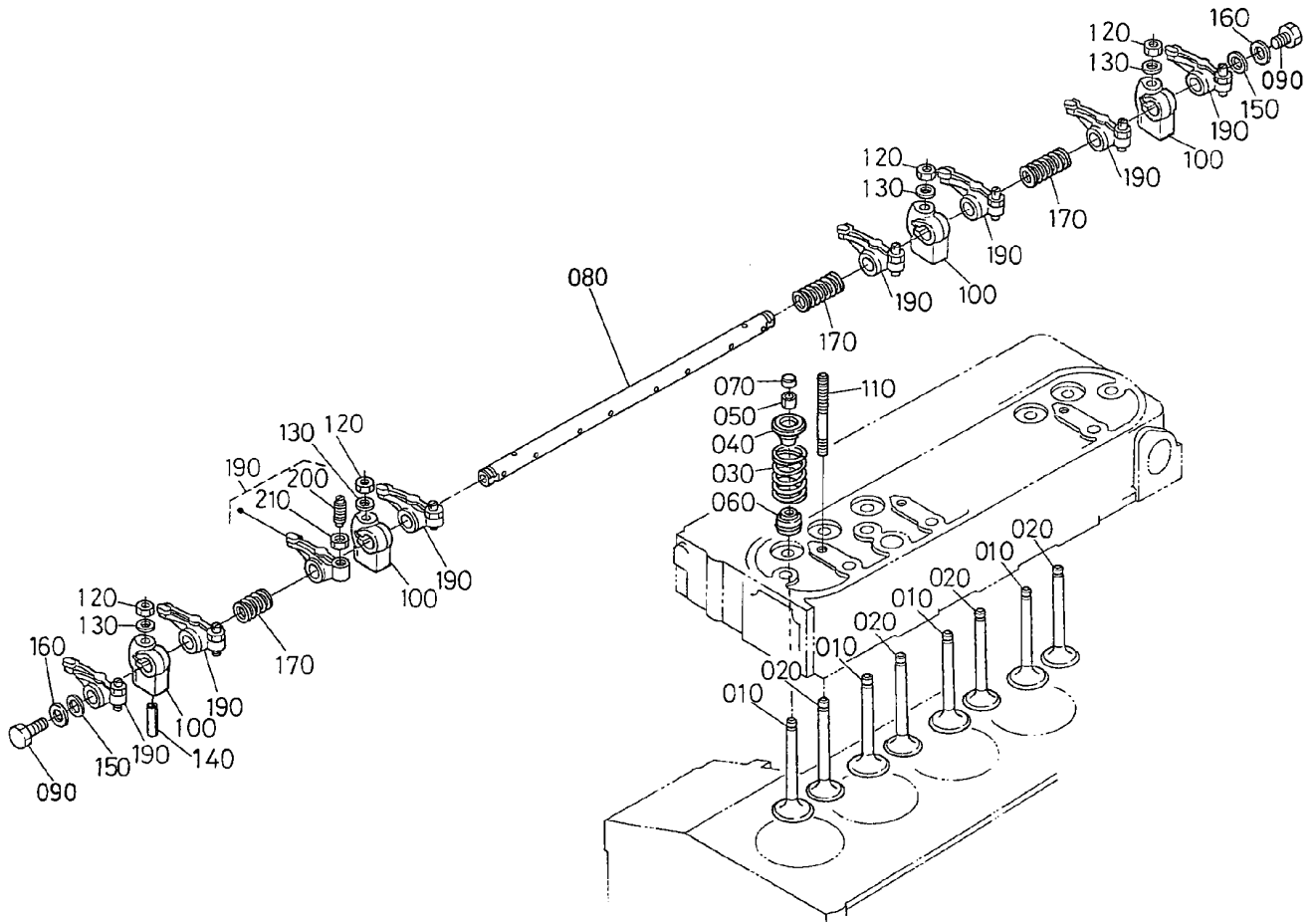
Ref	Part No.	Qty.	Description
250	98-7759	1	Pipe-Drain
260	98-9712	1	Band-Cover
270	105-2886	1	Cover ASM
280	98-7697	2	Bolt



## Water Pump Assembly

Ref	Part No.	Qty.	Description	
10	105-3749	1	Water Pump ASM	
20	99-3516	1	Flange-Pump, Water	
30	99-3517	1	Bearing-Pump, Water	
40	105-3750	1	Mechanical Seal ASM	
50	99-3519	1	Impeller-Pump, Water	
60	105-3751	1	Pipe-Return, Water	
70	99-3454	1	Gasket-Pump, Water	
80	98-9353	4	Bolt	
90	98-9357	2	Bolt	
100	105-3752	1	Pipe-Water	
110	98-9574	1	Pipe-Water	
120	98-9717	2	Clamp	



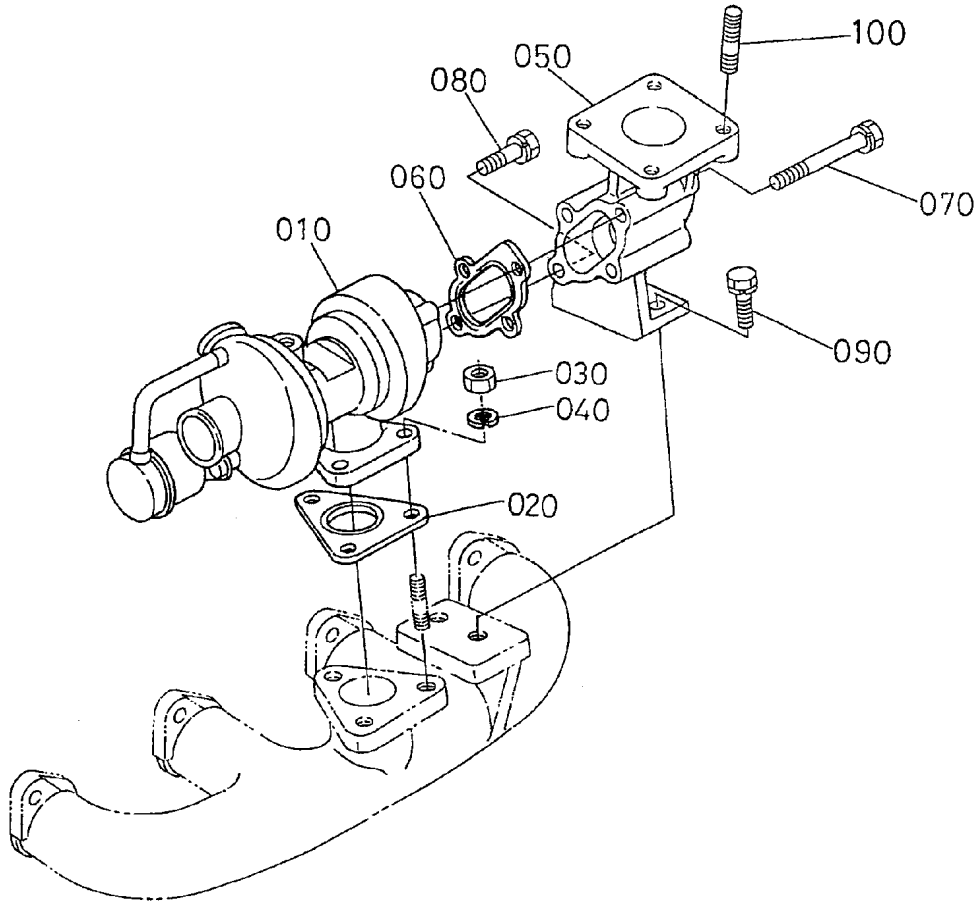


## Valve and Rocker Arm Assembly

Ref	Part No.	Qty.	Description
10	98-9494	4	Valve-Inlet
20	98-9625	4	Valve-Exhaust
30	98-9626	8	Spring-Valve
40	98-9498	8	Retainer-Valve
50	98-9390	8	Collet-Set, Valve Spring
60	99-8385	8	Seat-Stem, Valve
70	98-9497	8	Cap-Valve
80	105-3757	1	Shaft-Arm, Rocker
90	100-9265	2	Bolt
100	98-9505	4	Bracket-Arm, Rocker
110	98-9506	4	Stud
120	98-9393	4	Nut
130	98-9385	4	Washer-Flat
140	105-3758	2	Pin-Spring
150	98-9507	2	Washer-Shaft, R-Arm
160	3256-1	2	Washer-Flat
170	98-9504	3	Spring-Arm, Rocker
190	98-9501	8	Rocker Arm ASM
200	98-9502	8	Screw-Adjusting
210	98-9503	8	Nut

--	--	--	--

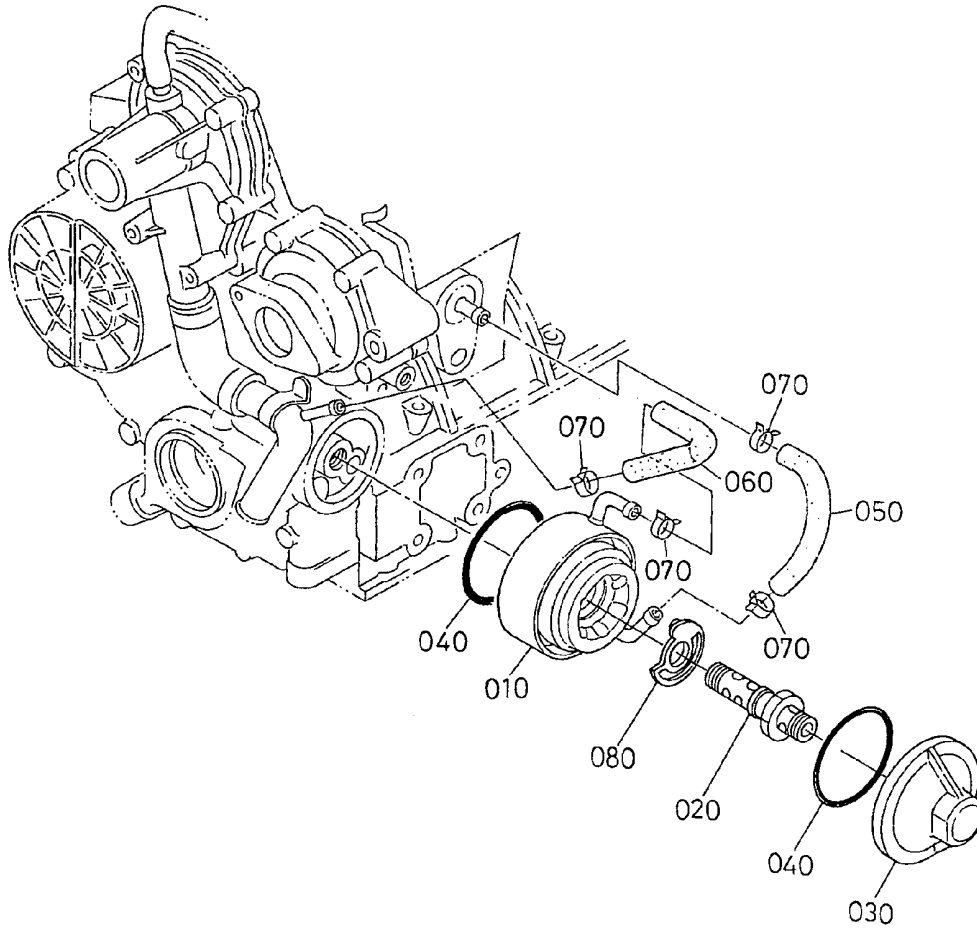




### Turbo Charger Assembly

Ref	Part No.	Qty.	Description
10	105-3766	1	Turbo Charger ASM
20	105-3767	1	Gasket
30	100-1559	3	Nut-Manifold, Exhaust
40	105-2893	3	Washer-Spring
50	99-8335	1	Flange-Muffler
60	105-3768	1	Gasket
70	105-2894	3	Bolt
80	105-2895	1	Bolt
90	98-7610	2	Bolt
100	98-7769	4	Stud





## Oil Cooler Assembly

Ref	Part No.	Qty.	Description
10	104-5158	1	Oil Cooler ASM
20	106-7054	1	Holder ASM
30	105-3773	1	Cover-Cooler, Oil
40	98-9729	2	O-Ring
50	98-9724	1	Pipe-Cooler, Oil
60	98-9578	1	Pipe-Return, Water
70	98-9579	4	Band-Pipe
80	105-3774	1	Collar

--	--	--	--



## NOTES

## NOTES

