



**Reelmaster<sup>®</sup> 6700-D**  
**4 Wheel Drive Traction Unit**  
Model No. 03808—230000301 and Up

## Parts Catalog

### Ordering Replacement Parts

To order replacement parts, please supply: the part number, the quantity, and the description of each part desired.

### Understanding Reference Numbers

Each identified part in an illustration has a reference number. The reference number for a part also appears in the parts list, along with other information about the part.

This catalog uses two special reference number formats, one to indicate parts in a service assembly and another to indicate the quantity of a given part in an illustration.

### Service Assembly Reference Numbers

Parts in service assemblies have reference numbers in the form **a:b**. The **a** represents the reference number of the entire service assembly and the **b** represents a sequential number unique to each part within the service assembly.

For example, a wheel assembly might be identified by reference number **6**, the tire by **6:1**, the valve by **6:2**, and the wheel by **6:3**. When you order the assembly identified by reference number **6**, you receive all parts identified by reference numbers **6:1**, **6:2**, and **6:3**. However, you may also order any part individually.

Reference numbers of this type appear in illustrations and in part lists.

### Reference Numbers Indicating Quantity

In an illustration, if a reference number indicates more than one part, the reference number has the form **nX y**. The **n** represents the quantity of the part, the **X** is the multiplication symbol, and the **y** represents the reference number.

For example, in an illustration, the reference number **2X 37** means that two of the parts identified by reference number **37** are indicated.

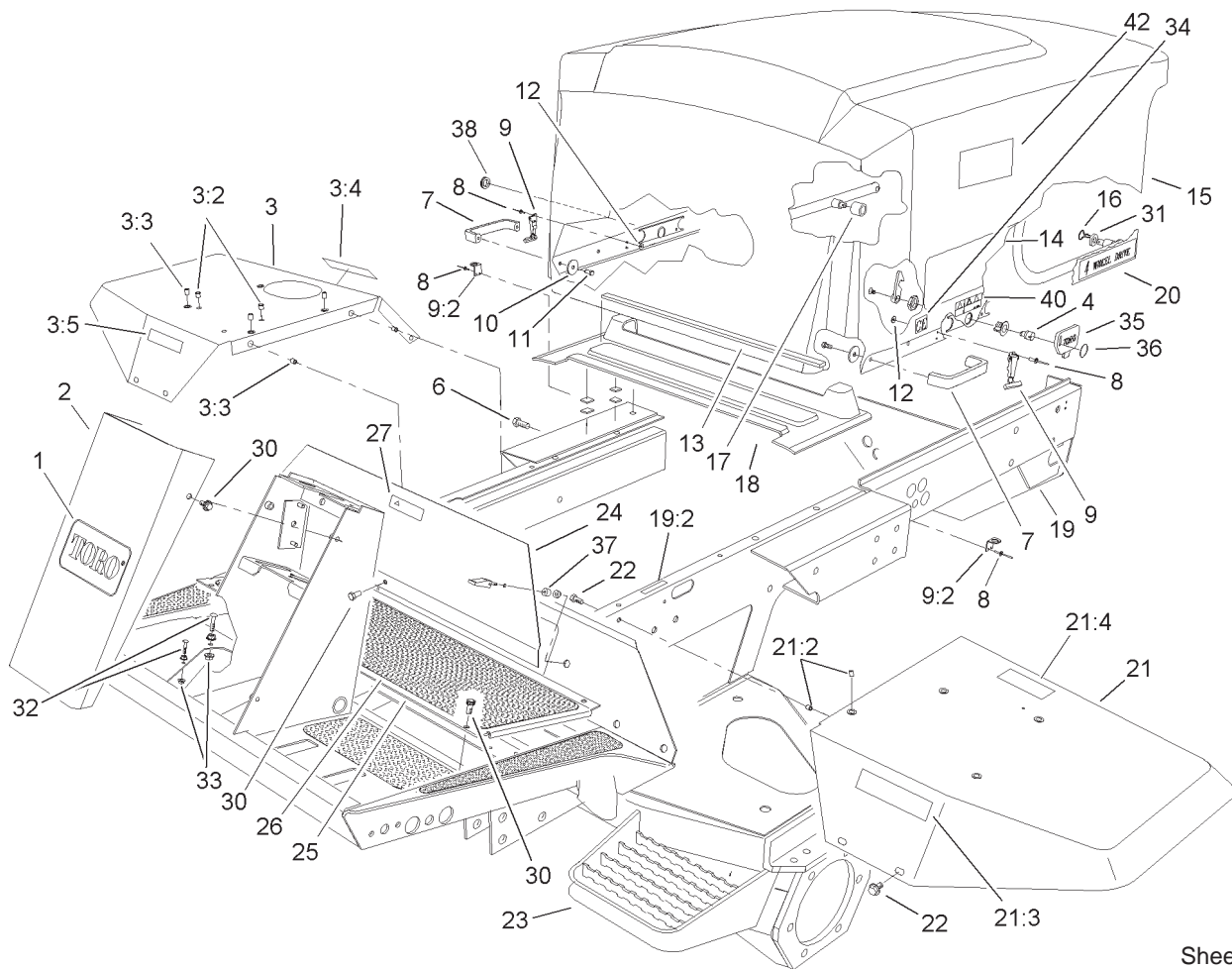
## Contents

| Description  | Page | Description  | Page |
|--|------|--|------|
| Frame and Body Assembly .....  | 4    | Rear No. 6 and No. 7 Lift Arm Assembly .....       | 59   |
| Front Frame Assembly No. 106-9241 .....                                      | 5    | Lift Cylinder Assembly No. 93-2631 .....           | 61   |
| Tool Box Assembly .....  | 6    | Rear No. 2 and No. 3 Tipper Support Assembly ..... | 62   |
| Control Console Assembly .....   | 7    | Roll-Over-Protection-System Assembly .....         | 63   |
| Control Console and Battery Assembly .....                                   | 8    | Bevel Pinion Shaft Assembly                        |      |
| Hydraulic Filter and Reservoir Assembly .....                                | 9    | Rear Axle Assembly No. 100-3784 .....              | 64   |
| Fuel Tank Assembly .....   | 10   | Differential Assembly                              |      |
| Traction Pedal Assembly .....  | 11   | Rear Axle Assembly No. 100-3784 .....              | 65   |
| Brake Pedal Assembly .....   | 12   | Axle Support Assembly                              |      |
| Seat and Suspension Assembly .....   | 13   | Rear Axle Assembly No. 100-3784 .....              | 66   |
| Seat Suspension Assembly No. 76-1970 .....                                   | 14   | Bevel Gear Case Assembly                           |      |
| Suspension Assembly No. 106-8085 .....                                       | 15   | Rear Axle Assembly No. 100-3784 .....              | 67   |
| Seat Frame and Throttle Assembly .....                                       | 16   | Bevel Gear Shaft Assembly                          |      |
| Steering Wheel Assembly .....  | 17   | Rear Axle Assembly No. 100-3784 .....              | 68   |
| Steering Control Assembly No. 105-3315 .....                                 | 18   | Axle Case Assembly                                 |      |
| Steering Tower Assembly .....  | 19   | Rear Axle Assembly No. 100-3784 .....              | 69   |
| Front Hydraulic Drive Assembly .....   | 20   | Axle Assembly                                      |      |
| Front Axle and Brake Assembly .....  | 21   | Rear Axle Assembly No. 100-3784 .....              | 70   |
| Planetary Assembly No. 105-4500-03 .....                                     | 22   | Hydraulic Schematic .....                          | 71   |
| Brake Assembly No. 100-3070-03 .....   | 23   | Electrical Schematic .....                         | 72   |
| Hydraulic Motor Assembly No. 92-7385 .....                                   | 24   | Controller Electrical Schematic .....              | 73   |
| Brake Assembly No. 100-3069-03 .....   | 25   | Crankcase Assembly .....                           | 74   |
| Hydraulic Motor Assembly No. 93-7476 .....                                   | 26   | Oil Pan Assembly .....                             | 75   |
| Hydraulic Pump Installation Assembly .....                                   | 27   | Cylinder Head Assembly .....                       | 76   |
| Gear Pump Assembly No. 105-3317 .....  | 28   | Gear Case Assembly .....                           | 77   |
| Piston Pump Assembly No. 105-3356 .....                                      | 29   | Head Cover Assembly .....                          | 78   |
| Control Assembly No. 93-6306 .....   | 30   | Dipstick and Guide Assembly .....                  | 79   |
| Radiator Support and Shroud Assembly .....                                   | 31   | Main Bearing Case Assembly .....                   | 80   |
| Radiator and Screen Assembly .....   | 32   | Camshaft and Idle Gear Shaft Assembly .....        | 81   |
| Engine Installation Assembly .....   | 33   | Piston and Crankshaft Assembly .....               | 82   |
| Hydraulic Filter, Filter Pump, Fuel Filter and<br>Air Cleaner Assembly ..... | 35   | Flywheel Assembly .....                            | 83   |
| Air Filter Assembly No. 100-2597 .....                                       | 37   | Fuel Camshaft and Governor Shaft Assembly .        | 84   |
| Water/Fuel Filter Assembly No. 98-9305 .....                                 | 38   | Idle Apparatus, Stop Solenoid, Cover Assembly      | 85   |
| Rear Hydraulic Assembly .....  | 39   | Injection Pump Assembly .....                      | 86   |
| Four Wheel Drive Axle Assembly .....   | 40   | Injection Pump Component Assembly .....            | 87   |
| Hydraulic Motor Assembly No. 92-7386 .....                                   | 41   | Speed Control Plate Assembly .....                 | 88   |
| Hydraulic Cylinder Assembly No. 98-3806 .....                                | 42   | Nozzle Holder and Glow Plug Assembly .....         | 89   |
| Rear Hydraulic Control Block Assembly .....                                  | 43   | Nozzle Holder Component Assembly .....             | 90   |
| Hydraulic Manifold Mow Block Assembly .....                                  | 44   | Fork Lever (Governor) Assembly .....               | 91   |
| Hydraulic Motor Assembly No. 98-9999 .....                                   | 45   | Alternator and Pulley Assembly .....               | 92   |
| Mow Block Assembly No. 105-0105 .....  | 46   | Alternator Component Assembly .....                | 93   |
| Four Wheel Drive Valve Assembly No. 76-9970                                  | 47   | Starter Assembly .....                             | 94   |
| Front Hydraulic Lift Block Assembly .....                                    | 48   | Water Flange and Thermostat Assembly .....         | 95   |
| Lift Block Manifold Assembly No. 105-7908 .....                              | 49   | Water Pump Assembly .....                          | 96   |
| Front No. 1 Lift Arm Assembly .....  | 50   | Reserve Tank Assembly .....                        | 97   |
| Lift Cylinder Assembly No. 93-2650 .....                                     | 51   | Valve and Rocker Arm Assembly .....                | 98   |
| Front No. 4 and No. 5 Lift Arm Assembly .....                                | 52   | Inlet/Exhaust Manifold Assembly .....              | 99   |
| Hydraulic Cylinder Assembly No. 99-6986 .....                                | 54   | Turbo Charger Assembly .....                       | 100  |
| Rear No. 2 and No. 3 Lift Arm Assembly .....                                 | 55   | Oil Pipe (Turbo Charger) Assembly .....            | 101  |
| Hydraulic Cylinder Assembly No. 99-2550 .....                                | 57   | Oil Cooler Assembly .....                          | 102  |
| Reel Motor Assembly .....  | 58   | Miscellaneous Parts .....                          | 103  |
|  |      | Gauge Bar and Backlapping Brush Assembly .         | 104  |

## Part Description Abbreviations

Part descriptions in this catalog may include the following abbreviations.

| <b>Abbreviation</b> | <b>Meaning</b>                    | <b>Abbreviation</b> | <b>Meaning</b>          |
|---------------------|-----------------------------------|---------------------|-------------------------|
| AR .....            | as required                       | HYD .....           | hydraulic               |
| ASM .....           | assembly                          | INC .....           | incorporated            |
| CARR .....          | carriage                          | LH .....            | left hand               |
| DEG .....           | degrees                           | NI .....            | nylon insert            |
| FH .....            | flat head                         | PPH .....           | Phillips pan head       |
| GA .....            | gauge                             | PTH .....           | Phillips truss head     |
| HF .....            | hex flange                        | PTO .....           | power take off          |
| HH .....            | hex head                          | RH .....            | right hand              |
| HHF .....           | hex head flange                   | SFH .....           | slotted fillister head  |
| HLH .....           | hex lag head                      | SHH .....           | slotted hex head        |
| HJ .....            | hex jam                           | SQH .....           | square head             |
| HOC .....           | height-of-cut                     | SHWH .....          | slotted hex washer head |
| HS .....            | hex socket                        | SPH .....           | slotted pan head        |
| HSBH .....          | hex socket button head            | SRH .....           | slotted round head      |
| HSFH .....          | hex socket flat head              | STD .....           | standard                |
| HSH .....           | hex socket head                   | TAP .....           | self tapping            |
| HWH .....           | hex washer head                   | TTH .....           | Torx truss head         |
| HWHTF .....         | hex washer head<br>thread forming | WH .....            | wing head               |

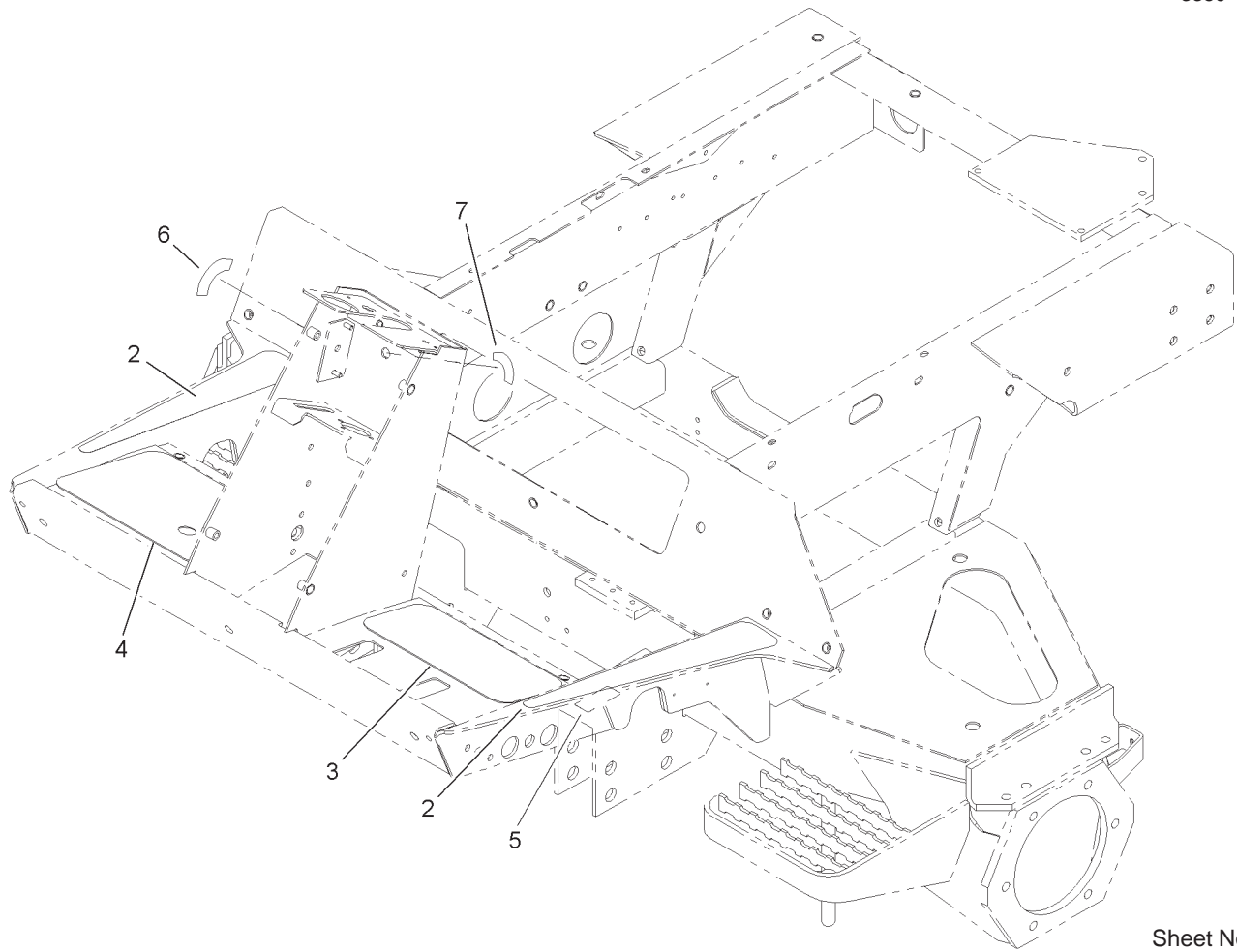


Sheet No.:2

## Frame and Body Assembly

| Ref. No. | Part No.   | Qty. | Description           |
|----------|------------|------|-----------------------|
| 1        | 62-5550    | 1    | Decal                 |
| 2        | 93-7996-01 | 1    | Cover-Tower           |
| 3        | 106-5950   | 1    | RH Fender ASM         |
| 3:2      | 32148-6    | 2    | Insert-Nut            |
| 3:3      | 32148-7    | 5    | Insert-Nut            |
| 3:4      | 93-6686    | 1    | Decal-Oil, HYD        |
| 3:5      | 93-6689    | 1    | Decal-No Riders       |
| 4        | 105-3301   | 1    | Latch (With Hardware) |
| 6        | 3234-38    | 10   | Screw-HHF             |
| 7        | 65-5100    | 2    | Handle-Door           |
| 8        | 3269-8     | 8    | Rivet                 |
| 9        | 59-9740    | 2    | Flex Draw Latch ASM   |
| 9:2      | 249-40     | 1    | Keeper                |
| 10       | 3256-78    | 4    | Washer-Flat           |
| 11       | 46-8091    | 4    | Screw-HWH             |
| 12       | 3269-10    | 4    | Washer-Back           |
| 13       | 92-7633    | 1    | Bumper-Hood           |
| 14       | 106-7065   | 2    | Decal                 |
| 15       | 105-0130   | 1    | Hood                  |
| 16       | 3290-467   | 2    | Pin-Hair              |
| 17       | 93-7582    | 1    | Hose                  |
| 18       | 94-2617    | 1    | Pump Cover ASM        |
| 19       | 105-01 16  | 1    | Rear Frame ASM        |
| 19:2     | 93-1265    | 1    | Decal-Surface, Hot    |
| 20       | 72-3560    | 2    | Decal                 |
| 21       | 106-5951   | 1    | LH Fender ASM         |

| Ref. No. | Part No.   | Qty. | Description         |
|----------|------------|------|---------------------|
| 21:2     | 32148-7    | 6    | Insert-Nut          |
| 21:3     | 93-6680    | 1    | Decal-Diesel        |
| 21:4     | 93-6689    | 1    | Decal-No Riders     |
| 22       | 3234-14    | 10   | Screw-HHF           |
| 23       | 106-9241   | 1    | Front Frame ASM     |
| 24       | 75-1390-01 | 1    | Cover-Access, Front |
| 25       | 75-1410-01 | 1    | Plate-Access, Floor |
| 26       | 75-0630    | 1    | Tread-Foot, Center  |
| 27       | 93-9425    | 1    | Decal-Danger        |
| 30       | 3234-7     | 9    | Screw-HHF           |
| 31       | 66-6480    | 2    | Washer              |
| 32       | 17-9420    | 2    | Screw-Handle        |
| 33       | 32128-20   | 4    | Nut-HF              |
| 34       | 93-7252    | 1    | Decal               |
| 35       | 99-8970    | 1    | Key-Latch, Hood     |
| 36       | 98-9321    | 1    | Ring-Key            |
| 37       | 74-5950    | 2    | Latch-Swell         |
| 38       | 104-1453   | 1    | Grommet             |
| 40       | 106-6754   | 1    | Decal-Danger        |
| 42       | 66-6140    | 2    | Decal               |

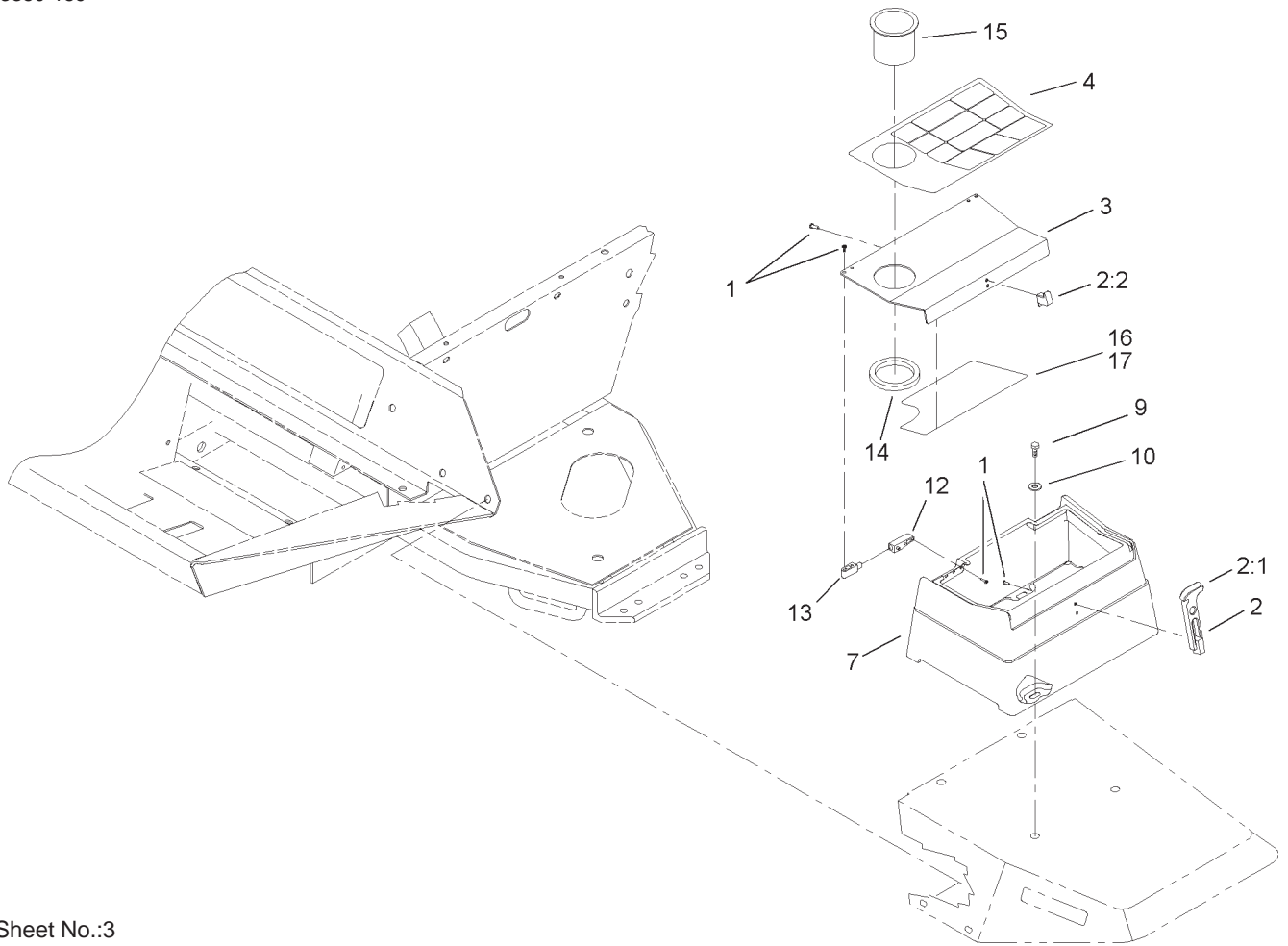


Sheet No.:A1

## Front Frame Assembly No. 106-9241

| Ref. No. | Part No. | Qty. | Description        |
|----------|----------|------|--------------------|
| 2        | 93-7592  | 2    | Tread-Rest, Foot   |
| 3        | 75-0620  | 1    | Tread-Foot, LH     |
| 4        | 104-5223 | 1    | Tread-Foot, RH     |
| 5        | 93-6693  | 1    | Decal-Plate, Floor |
| 6        | 93-6699  | 1    | Decal-Fast/Slow    |
| 7        | 105-7506 | 1    | Decal-Switch, Key  |

| Ref. No. | Part No. | Qty. | Description |
|----------|----------|------|-------------|
|          |          |      |             |

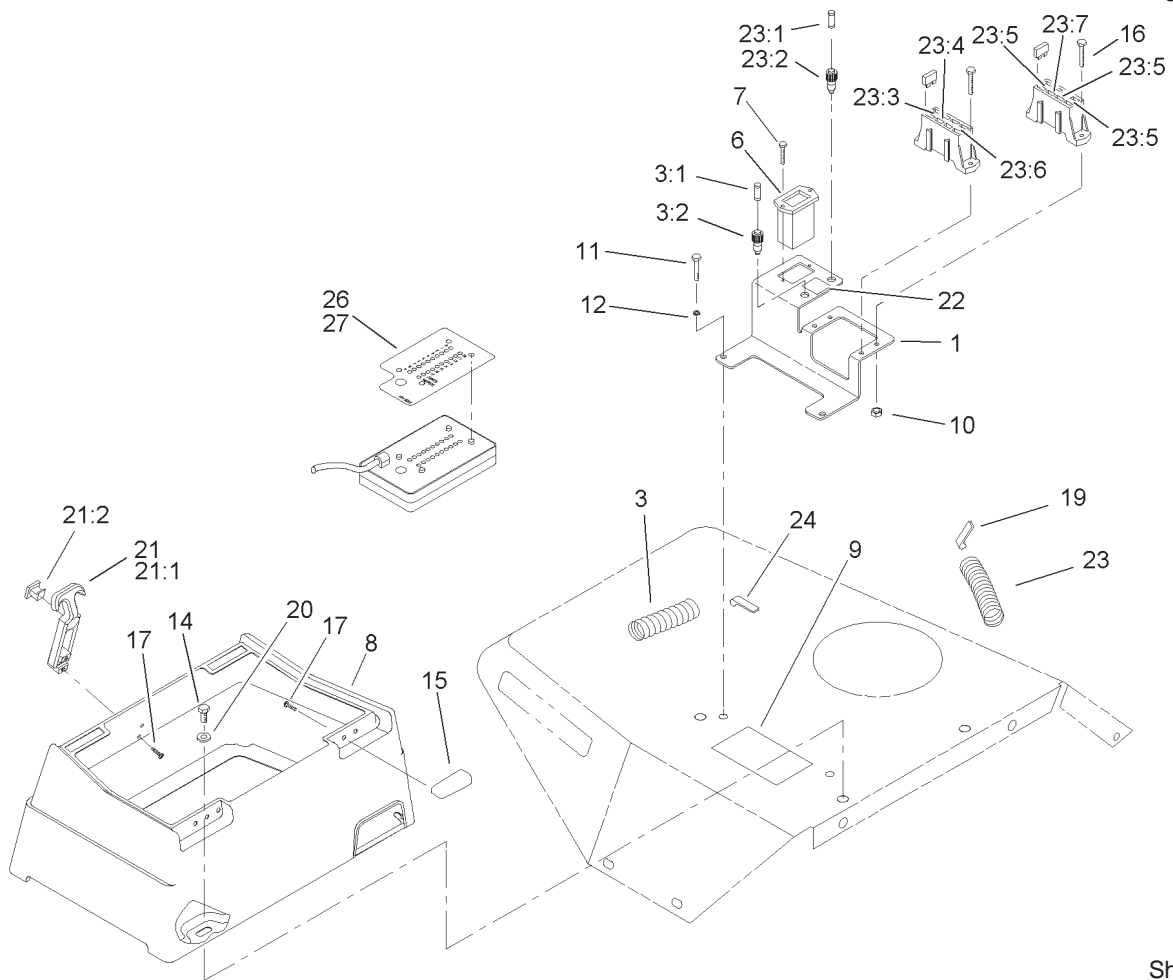


Sheet No.:3

### Tool Box Assembly

| Ref. No. | Part No.    | Qty. | Description               |
|----------|-------------|------|---------------------------|
| 1        | 32144-1     | 12   | Screw-T aptite            |
| 2        | 94-5626     | 1    | Latch-Draw , Flexible     |
| 2:1      | 100-5806    | 1    | Handle-Latch              |
| 2:2      | 100-5807    | 1    | Keeper-Latch              |
| 3        | 104-1489-03 | 1    | Cover-Toolbox             |
| 4        | 104-9294    | 1    | Decal-W arning            |
| 4        | 104-9295    | 1    | Decal-W arning, Ce        |
| 7        | 104-0026    | 1    | Toolbox                   |
| 9        | 322-4       | 4    | Screw-HH                  |
| 10       | 3256-3      | 4    | Washer-Flat               |
| 12       | 104-1496    | 2    | Hinge-Pin                 |
| 13       | 104-1497    | 2    | Hinge-Receiver            |
| 14       | 104-1476    | 1    | Ring-Rubber               |
| 15       | 94-1410     | 1    | Holder-Can, Beverage      |
| 16       | 105-0134    | 1    | Decal-Reference,<br>Quick |
| 17       | 95-0832     | 1    | Decal-Service             |

| Ref. No. | Part No. | Qty. | Description |
|----------|----------|------|-------------|
|          |          |      |             |
|          |          |      |             |
|          |          |      |             |
|          |          |      |             |
|          |          |      |             |
|          |          |      |             |
|          |          |      |             |
|          |          |      |             |
|          |          |      |             |
|          |          |      |             |

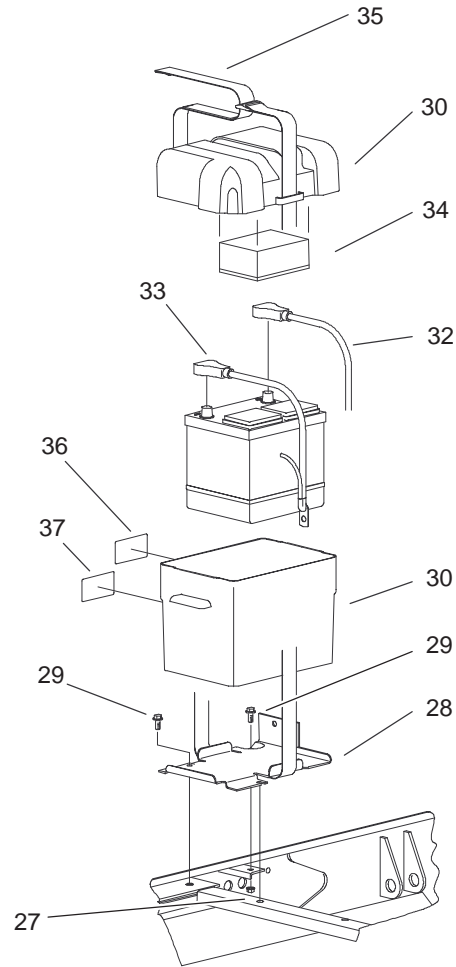
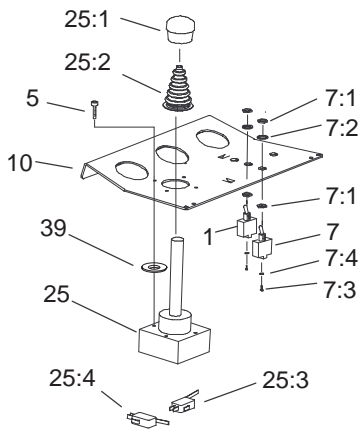
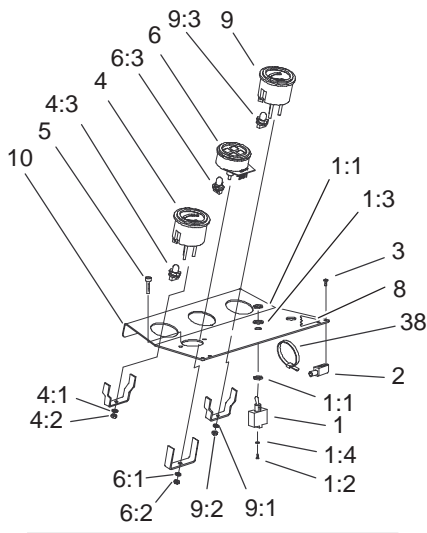


Sheet No.:4

## Control Console Assembly

| Ref. No. | Part No.    | Qty. | Description                        |
|----------|-------------|------|------------------------------------|
| 1        | 105-0137-03 | 1    | Bracket-Block, Fuse                |
| 3        | 105-3353    | 1    | Harness-Wire                       |
| 3:1      | 85-4491     | 1    | Light-Indicator<br>(Includes Lamp) |
| 3:2      | 219-19      | 1    | Lamp-Green                         |
| 6        | 75-6820     | 1    | Hourmeter                          |
| 7        | 32144-18    | 2    | Screw-HH                           |
| 8        | 104-0027    | 1    | Box-Control                        |
| 9        | 104-5229    | 1    | Decal-Fuses, Ce                    |
| 10       | 3296-2      | 4    | Nut-Lock                           |
| 11       | 321-4       | 2    | Screw-HH                           |
| 12       | 3253-3      | 2    | Washer-Lock                        |
| 14       | 322-4       | 3    | Screw-HH                           |
| 15       | 104-1497    | 2    | Hinge-Receiver                     |
| 16       | 32105-13    | 4    | Screw-SHH                          |
| 17       | 32144-1     | 6    | Screw-T aptite                     |
| 19       | 94-6343     | 1    | Decal-Identification,<br>Wire      |
| 20       | 3256-3      | 3    | Washer-Flat                        |
| 21       | 94-5626     | 1    | Latch-Draw, Flexible               |
| 21:1     | 100-5806    | 1    | Handle-Latch                       |
| 21:2     | 100-5807    | 1    | Keeper-Latch                       |
| 22       | 104-9298    | 1    | Decal-Controller                   |
| 23       | 105-01 19   | 1    | Harness-Wire,<br>Console           |
| 23:1     | 219-19      | 1    | Lamp-Green                         |

| Ref. No. | Part No. | Qty. | Description                        |
|----------|----------|------|------------------------------------|
| 23:2     | 85-4491  | 1    | Light-Indicator<br>(Includes Lamp) |
| 23:3     | 94-9157  | 1    | Fuse-Blade, 4 Amp                  |
| 23:4     | 114241   | 1    | Fuse-7.5 Amp                       |
| 23:5     | 218-578  | 3    | Fuse-10 Amp                        |
| 23:6     | 109355   | 1    | Fuse-15 Amp                        |
| 23:7     | 109101   | 1    | Fuse-20 Amp                        |
| 24       | 94-6344  | 1    | Decal-Wire                         |
| 26       | 105-9267 | 1    | Decal-Diagnostic,<br>Control       |
| 27       | 104-5221 | 1    | Decal-Diagnostic,<br>Control       |

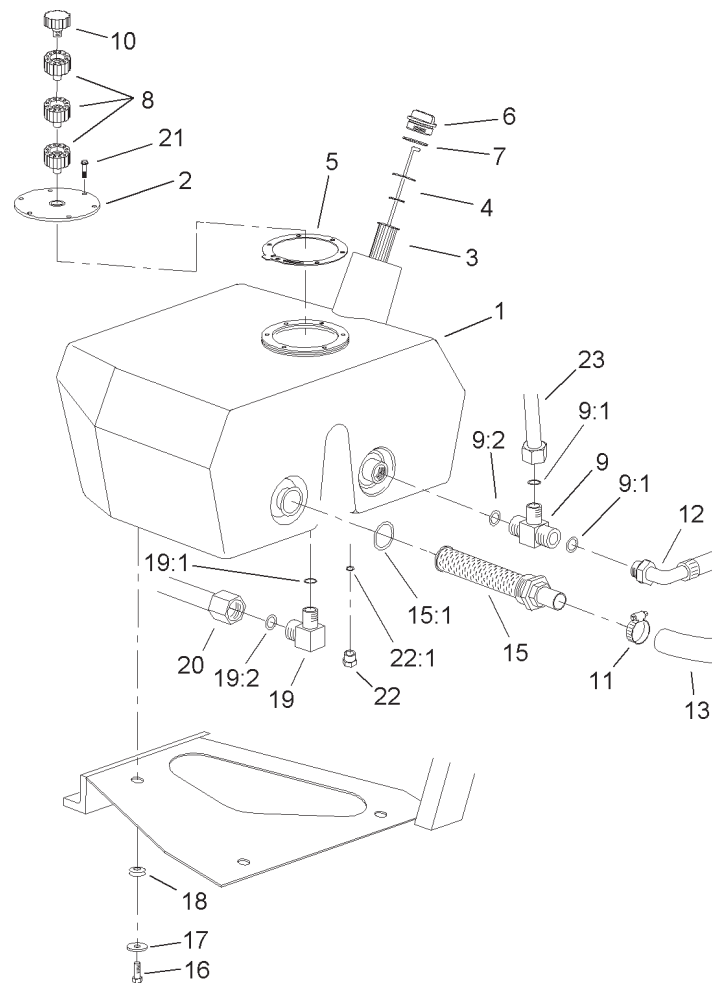


Sheet No.:5

## Control Console and Battery Assembly

| Ref. No. | Part No. | Qty. | Description            |
|----------|----------|------|------------------------|
| 1        | 99-8352  | 1    | Switch-Backlap, Master |
| 1:1      | 218-498  | 2    | Locknut                |
| 1:2      | 218-588  | 3    | Screw                  |
| 1:3      | 218-589  | 1    | Nut/Lockwasher         |
| 1:4      | 3253-19  | 3    | Washer-Lock            |
| 2        | 104-1496 | 2    | Hinge-Pin              |
| 3        | 32144-1  | 4    | Screw-T aptite         |
| 4        | 98-9339  | 1    | Gauge-Fuel             |
| 4:1      | 3254-1   | 3    | Washer-Lock, Int       |
| 4:2      | 3217-27  | 3    | Nut-Hex                |
| 4:3      | 105-9265 | 1    | Bulb And Lamp ASM      |
| 5        | 60-6500  | 4    | Screw-HH               |
| 6        | 98-9306  | 1    | Light-W arning         |
| 6:1      | 3254-1   | 1    | Washer-Lock, Int       |
| 6:2      | 3217-27  | 1    | Nut-Hex                |
| 6:3      | 105-9264 | 4    | Bulb And Lamp ASM      |
| 7        | 75-1010  | 2    | Switch-Reels           |
| 7:1      | 218-498  | 2    | Locknut                |
| 7:2      | 218-589  | 1    | Nut/Lockwasher         |
| 7:3      | 218-588  | 2    | Screw                  |
| 7:4      | 3253-19  | 2    | Washer-Lock            |
| 8        | 105-0123 | 1    | Decal-Console          |
| 9        | 98-9308  | 1    | Gauge-T emperature     |
| 9:1      | 3254-1   | 3    | Washer-Lock, Int       |
| 9:2      | 3217-27  | 3    | Nut-Hex                |

| Ref. No. | Part No.    | Qty. | Description              |
|----------|-------------|------|--------------------------|
| 9:3      | 105-9265    | 1    | Bulb And Lamp ASM        |
| 10       | 104-1498-03 | 1    | Panel-Control            |
| 25       | 93-9196     | 1    | Joystick-6 Position      |
| 25:1     | 3290-489    | 1    | Knob                     |
| 25:2     | 94-2600     | 2    | Boot-Joystick            |
| 25:3     | 94-2601     | 4    | Microswitch              |
| 25:4     | 94-2602     | 2    | Actuator-Joystick        |
| 27       | 3296-29     | 1    | Nut-Lock, NI             |
| 28       | 93-7974-03  | 1    | Plate-Box, Battery       |
| 29       | 3234-5      | 3    | Screw                    |
| 30       | 93-7595     | 1    | Battery Box ASM          |
| 32       | 105-01 14   | 1    | Cable-Battery , Positive |
| 33       | 105-01 15   | 1    | Cable-Battery , Negative |
| 34       | 93-7968     | 1    | Pad-Foam                 |
| 35       | 94-1445     | 1    | Strap-Battery            |
| 36       | 93-6668     | 1    | Decal-Battery            |
| 37       | 93-7276     | 1    | Decal-Danger             |
| 38       | 3290-378    | 2    | Tie-Cable                |
| 39       | 3256-75     | 4    | Washer-Flat              |



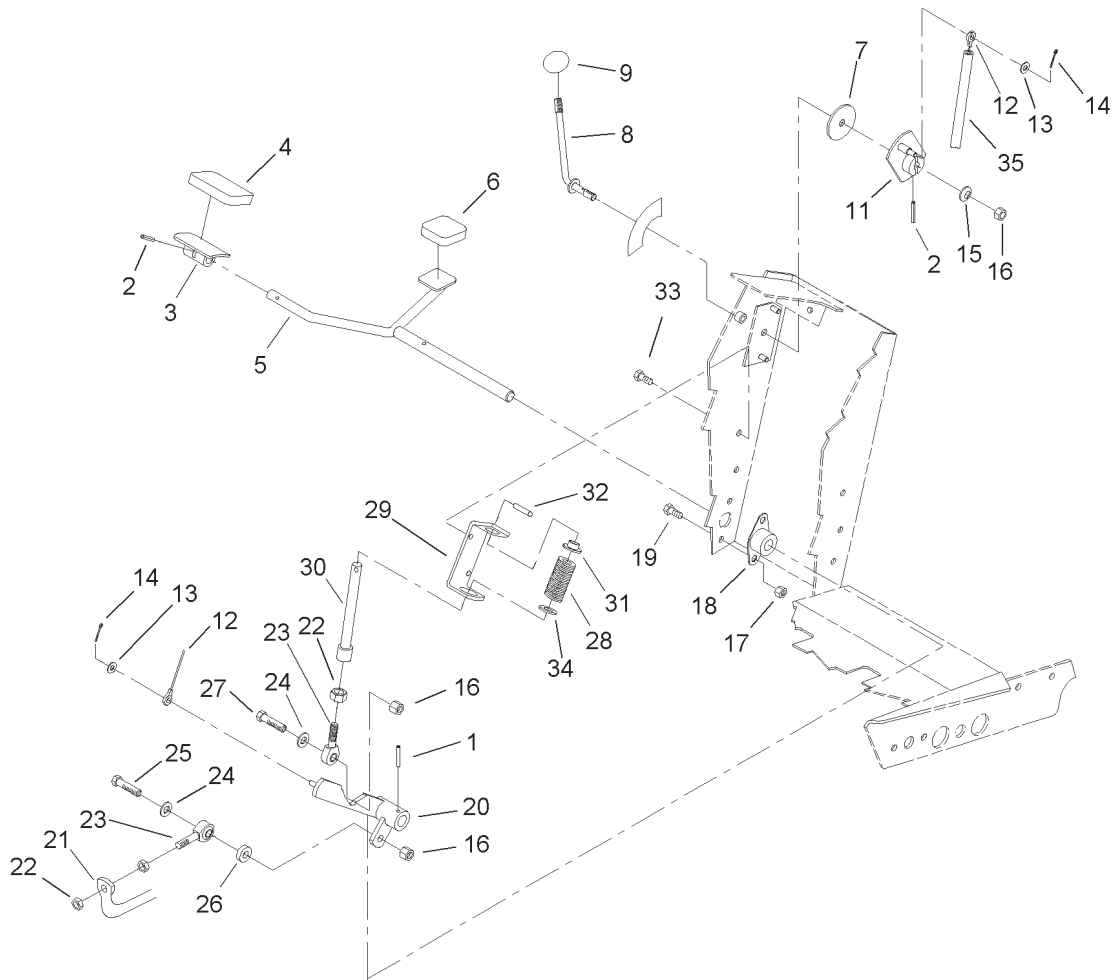
Sheet No.:6

## Hydraulic Filter and Reservoir Assembly

| Ref. No. | Part No.  | Qty. | Description             | Ref. No. | Part No. | Qty. | Description       |
|----------|-----------|------|-------------------------|----------|----------|------|-------------------|
| 1        | 104-9254  | 1    | Tank-Oil                | 22       | 353-508  | 1    | Plug              |
| 2        | 99-2580   | 1    | Cover-Tank              | 22:1     | 237-42   | 1    | O-Ring            |
| 3        | 61-2790   | 1    | Filter-Screen           | 23       | 104-3748 | 1    | HYD Tank Tube ASM |
| 4        | 75-3710   | 1    | Dipstick                | *23:1    | 340-65   | 1    | O-Ring            |
| 5        | 93-7499   | 1    | Gasket                  |          |          |      |                   |
| 6        | 93-7498   | 1    | Plug-Plastic            |          |          |      |                   |
| 7        | 94-8166   | 1    | O-Ring                  |          |          |      |                   |
| 8        | 92-8020   | 3    | Adapter-Breather        |          |          |      |                   |
| 9        | 104-3795  | 1    | Fitting-Tee, HYD        |          |          |      |                   |
| 9:1      | 340-65    | 2    | O-Ring                  |          |          |      |                   |
| 9:2      | 237-146   | 1    | O-Ring                  |          |          |      |                   |
| 10       | 68-6150   | 1    | Breather                |          |          |      |                   |
| 11       | 2412-1 11 | 1    | Clamp                   |          |          |      |                   |
| 12       | 104-3790  | 1    | Pump Return Hose<br>ASM |          |          |      |                   |
| 13       | 104-3792  | 1    | Hose-Suction            |          |          |      |                   |
| 15       | 105-0131  | 1    | Strainer-Tank, Oil      |          |          |      |                   |
| 15:1     | 340-136   | 1    | O-Ring                  |          |          |      |                   |
| 16       | 33105-025 | 3    | Screw-HHF               |          |          |      |                   |
| 17       | 63-8410   | 3    | Washer                  |          |          |      |                   |
| 18       | 240-1 1   | 3    | Bushing-Flange          |          |          |      |                   |
| 19       | 340-98    | 1    | Fitting-HYD, 90°        |          |          |      |                   |
| 19:1     | 237-79    | 1    | O-Ring                  |          |          |      |                   |
| 19:2     | 237-30    | 1    | O-Ring                  |          |          |      |                   |
| 20       | 92-7478   | 1    | RH Motor Tube ASM       |          |          |      |                   |
| 21       | 33104-020 | 6    | Screw-HHF               |          |          |      |                   |

\* Not illustrated





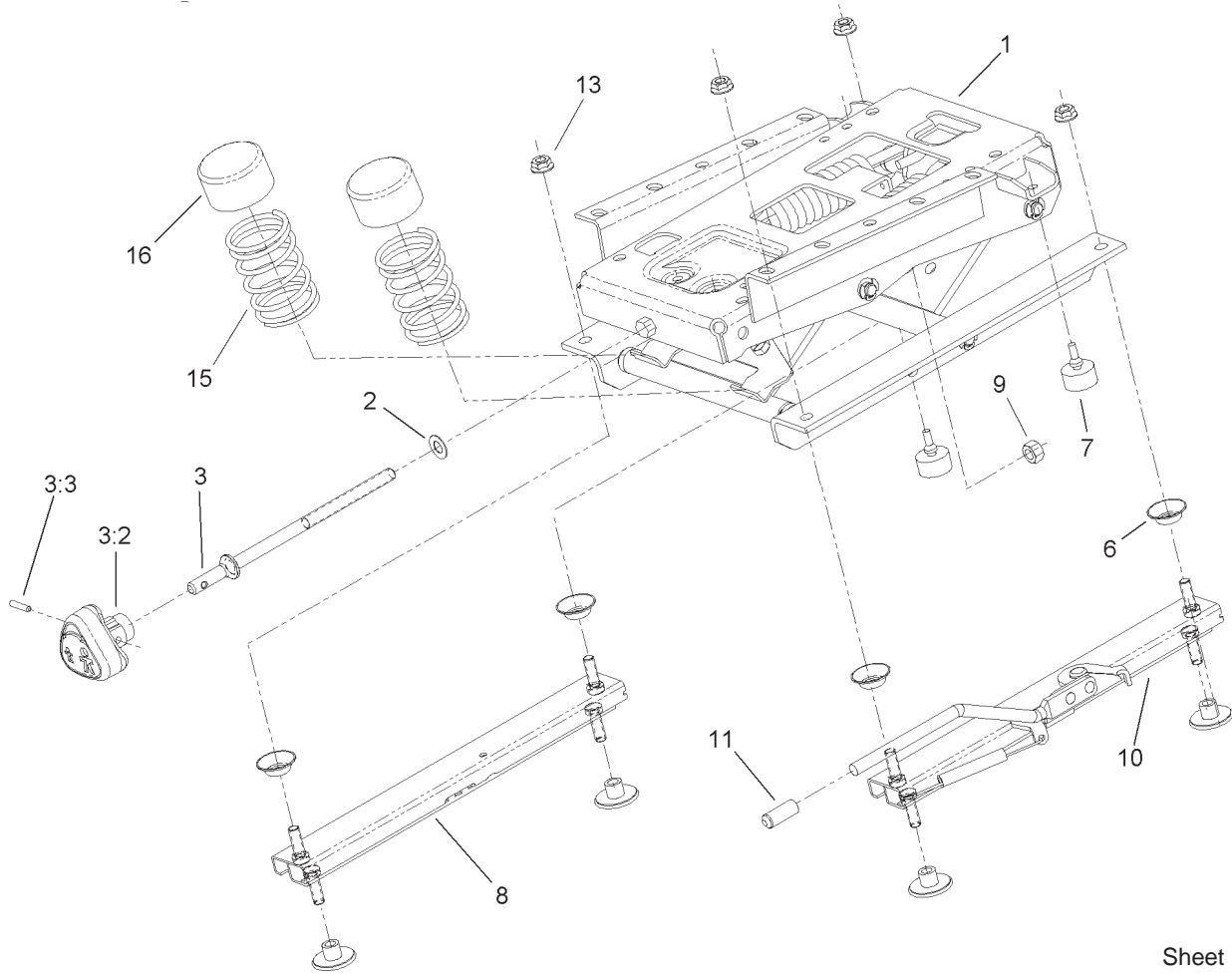
Sheet No.:8

## Traction Pedal Assembly

| Ref. No. | Part No.    | Qty. | Description           | Ref. No. | Part No.   | Qty. | Description     |
|----------|-------------|------|-----------------------|----------|------------|------|-----------------|
| 1        | 32121-6     | 1    | Pin-Roll              | 27       | 323-29     | 1    | Screw-HH        |
| 2        | 32121-45    | 2    | Pin-Spring            | 28       | 60-5700    | 1    | Spring          |
| 3        | 49-6440-03  | 1    | Pedal-Forward         | 29       | 92-7608-03 | 1    | Bracket-Spring  |
| 4        | 74-9100     | 1    | Pad-Pedal, Forward    | 30       | 92-7609    | 1    | Shaft-Spring    |
| 5        | 75-2970     | 1    | Pedal-Traction        | 31       | 92-7610    | 1    | Retainer-Spring |
| 6        | 74-9110     | 1    | Pad-Pedal, Reverse    | 32       | 32121-11   | 1    | Pin-Roll        |
| 7        | 75-6550     | 1    | Disc-Friction         | 33       | 32144-14   | 2    | Screw-HWH       |
| 8        | 75-6490     | 1    | Lever                 | 34       | 3256-5     | 1    | Washer-Flat     |
| 9        | 233-42      | 1    | Knob                  | 35       | 95-7151    | 1    | Tube-Convolutd  |
| 11       | 75-6510     | 1    | Bracket-Lever         |          |            |      |                 |
| 12       | 75-6580     | 1    | Cable-Pedal           |          |            |      |                 |
| 13       | 3256-22     | 2    | Washer-Flat           |          |            |      |                 |
| 14       | 3272-2      | 2    | Pin-Cotter            |          |            |      |                 |
| 15       | 3290-461    | 1    | Washer-Spring         |          |            |      |                 |
| 16       | 3296-39     | 3    | Nut-Lock, NI          |          |            |      |                 |
| 17       | 32128-20    | 4    | Nut-HF                |          |            |      |                 |
| 18       | 256-236     | 2    | Bearing-Mount, Flange |          |            |      |                 |
| 19       | 322-3       | 4    | Screw-HH              |          |            |      |                 |
| 20       | 75-3270-03  | 1    | Hub-Pivot, Traction   |          |            |      |                 |
| 21       | 100-3893-03 | 1    | Tube-Control, Pump    |          |            |      |                 |
| 22       | 3220-3      | 3    | Nut-Jam               |          |            |      |                 |
| 23       | 2411-36     | 2    | Bearing-End, Rod      |          |            |      |                 |
| 24       | 3256-24     | 2    | Washer-Flat           |          |            |      |                 |
| 25       | 323-9       | 1    | Screw-HH              |          |            |      |                 |
| 26       | 5-0652      | 1    | Spacer                |          |            |      |                 |





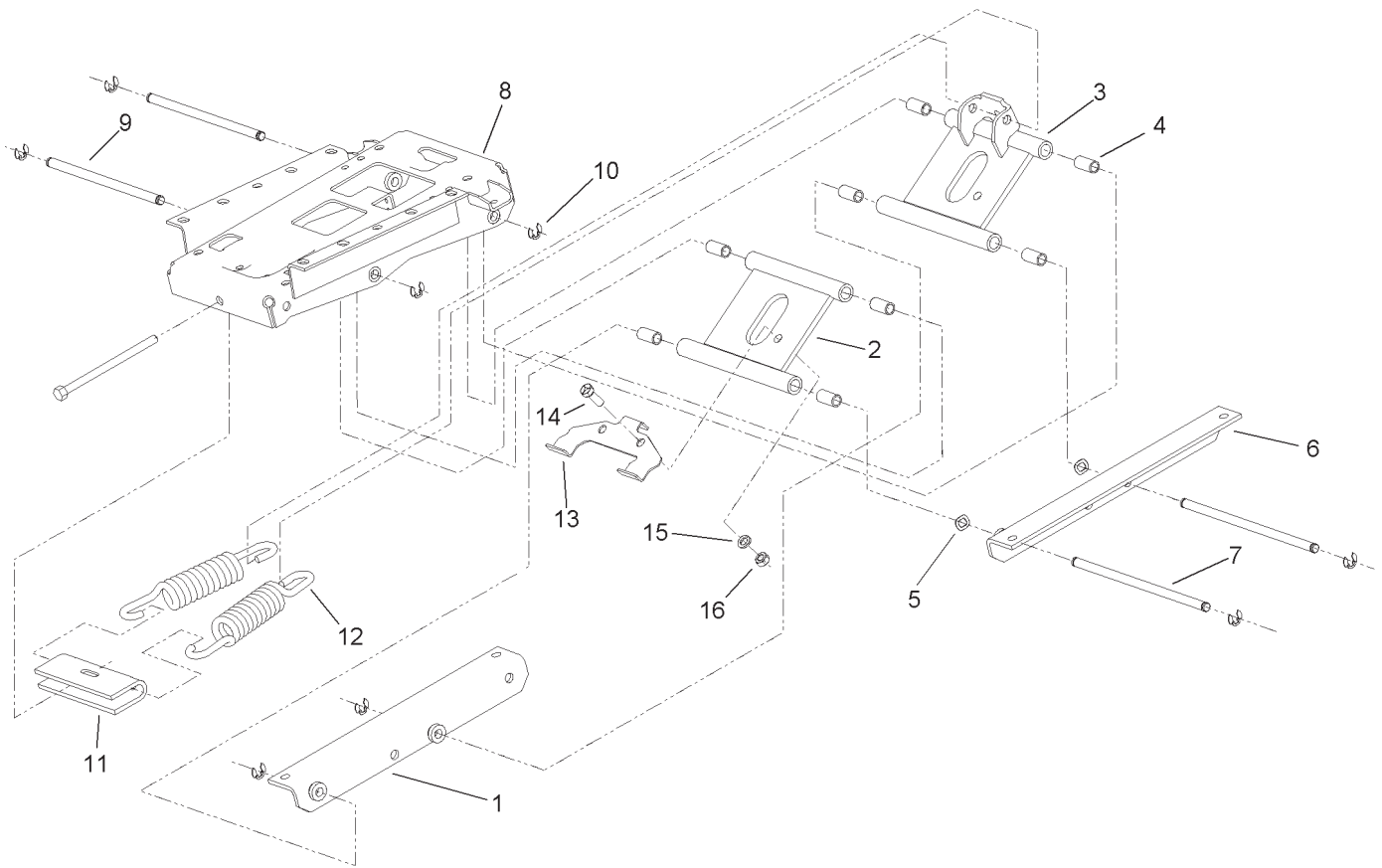


Sheet No.:A2

## Seat Suspension Assembly No. 76-1970

| Ref. No. | Part No. | Qty. | Description                  |
|----------|----------|------|------------------------------|
| 1        | 106-8085 | 1    | Suspension ASM               |
| 2        | 3256-24  | 1    | Washer-Flat                  |
| 3        | 106-1031 | 1    | Tension Adjuster Knob<br>ASM |
| 3:2      | 106-8093 | 1    | Knob-Adjust, Tension         |
| 3:3      | 32121-45 | 1    | Pin-Spring                   |
| 6        | 66-9290  | 4    | Spacer-Suspension            |
| 7        | 76-2940  | 2    | Bumper                       |
| 8        | 66-8530  | 1    | Adjuster                     |
| 9        | 32153-2  | 1    | Nut-Lock                     |
| 10       | 66-8510  | 1    | Adjuster W/Handle            |
| 11       | 75-3570  | 1    | Tip-V inyl                   |
| 13       | 32128-25 | 4    | Nut-Flange                   |
| 15       | 93-3163  | 2    | Spring                       |
| 16       | 93-3164  | 2    | Cap                          |

| Ref. No. | Part No. | Qty. | Description |
|----------|----------|------|-------------|
|          |          |      |             |
|          |          |      |             |
|          |          |      |             |
|          |          |      |             |
|          |          |      |             |
|          |          |      |             |
|          |          |      |             |
|          |          |      |             |
|          |          |      |             |
|          |          |      |             |

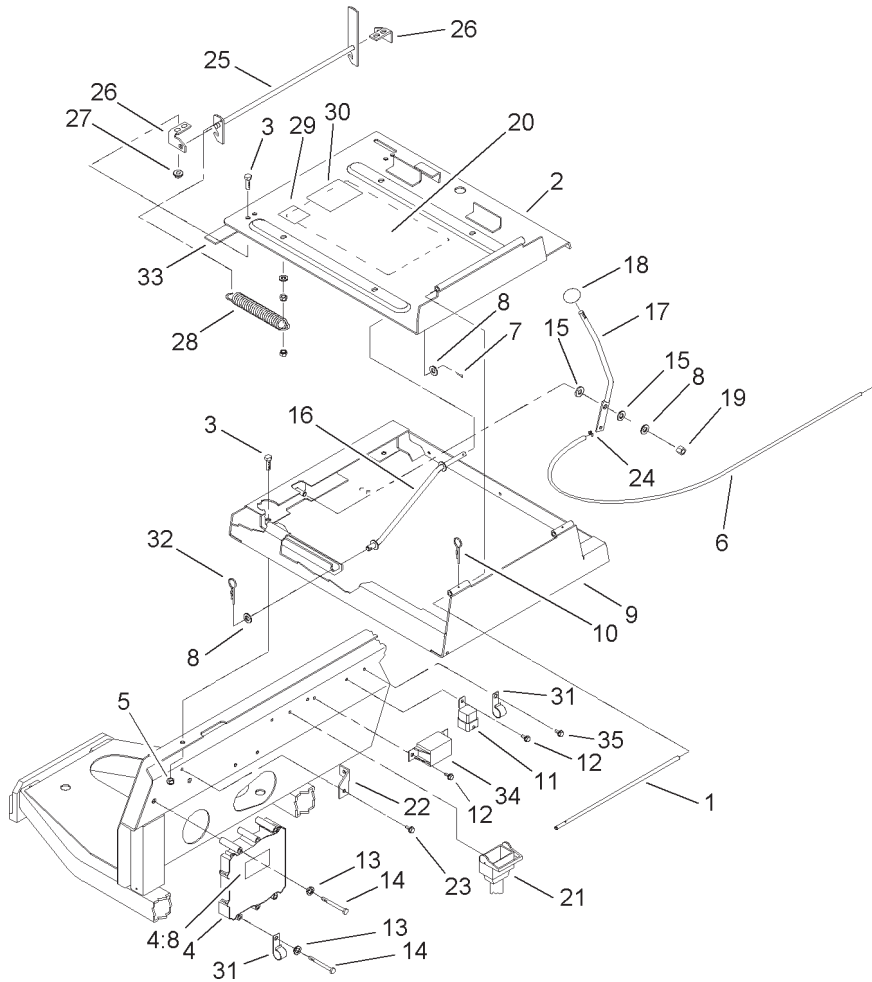


Sheet No.:A3

## Suspension Assembly No. 106-8085

| Ref. No. | Part No. | Qty. | Description          |
|----------|----------|------|----------------------|
| 1        | 106-8086 | 1    | Bracket-Mounting, RH |
| 2        | 106-8087 | 1    | Arm                  |
| 3        | 106-8088 | 1    | Bellcrank            |
| 4        | 76-1920  | 8    | Sleeve-Bearing       |
| 5        | 108472   | 2    | Washer-W ave         |
| 6        | 106-8089 | 1    | Mounting Bracket, LH |
| 7        | 106-8090 | 2    | Shaft-Pivot          |
| 8        | 66-8600  | 1    | Frame-Upper          |
| 9        | 76-1910  | 2    | Shaft-Pivot          |
| 10       | 32151-47 | 8    | Ring-Retaining       |
| 11       | 77-2870  | 1    | Hanger-Spring        |
| 12       | 76-1940  | 2    | Spring-Extension     |
| 13       | 93-3165  | 1    | Bracket              |
| 14       | 322-6    | 1    | Screw-HH             |
| 15       | 3253-33  | 1    | Washer-Lock          |
| 16       | 3217-6   | 1    | Nut-Hex              |

| Ref. No. | Part No. | Qty. | Description |
|----------|----------|------|-------------|
|          |          |      |             |
|          |          |      |             |
|          |          |      |             |
|          |          |      |             |

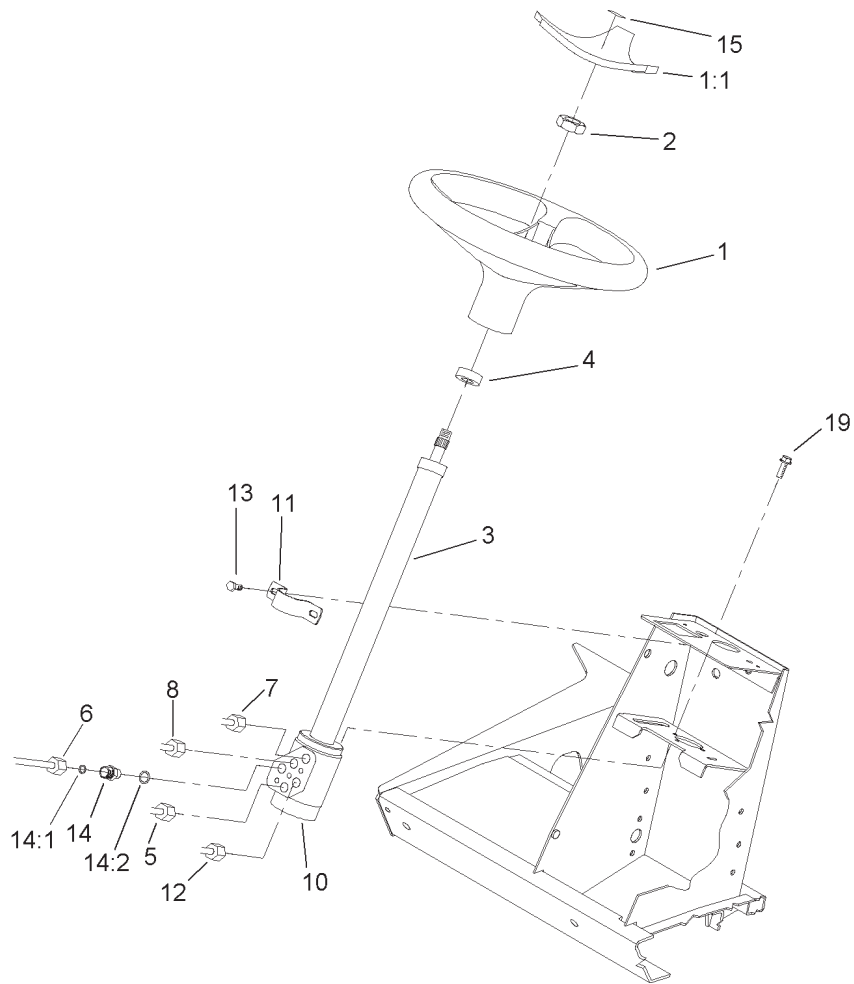


Sheet No.:11

## Seat Frame and Throttle Assembly

| Ref. No. | Part No.   | Qty. | Description             |
|----------|------------|------|-------------------------|
| 1        | 75-3400    | 1    | Shaft-Pivot, Seat       |
| 2        | 98-2350-03 | 1    | Plate-Seat              |
| 3        | 322-3      | 8    | Screw-HH                |
| 4        | 92-5720    | 2    | Controller-Electronic   |
| 4:8      | 93-8053    | 1    | Decal                   |
| 5        | 3296-29    | 4    | Nut-Lock, NI            |
| 6        | 105-0102   | 1    | Cable-Throttle          |
| 7        | 3272-10    | 1    | Pin-Cotter              |
| 8        | 3256-24    | 3    | Washer-Flat             |
| 9        | 98-2352-03 | 1    | Frame-Seat              |
| 10       | 3290-467   | 1    | Pin-Hair                |
| 11       | 70-1480    | 1    | Relay                   |
| 12       | 32144-10   | 3    | Screw-HWH               |
| 13       | 3253-3     | 3    | Washer-Lock             |
| 14       | 321-36     | 3    | Screw-HH                |
| 15       | 52-2900    | 2    | Washer                  |
| 16       | 75-3680-03 | 1    | Rod-Seat                |
| 17       | 93-7598-03 | 1    | Lever-Throttle          |
| 18       | 233-42     | 1    | Knob                    |
| 19       | 3296-39    | 1    | Nut-Lock, NI            |
| 20       | 105-9268   | 1    | Decal-Solenoid Info, Ce |
| 21       | 105-3352   | 1    | Harness-Wire, Main      |
| 22       | 92-7396-03 | 1    | Mount-Cable             |
| 23       | 49-2040    | 1    | Screw-Tapping           |
| 24       | 52-5910    | 1    | Ring-Retaining          |

| Ref. No. | Part No.   | Qty. | Description          |
|----------|------------|------|----------------------|
| 25       | 98-2354-03 | 1    | Latch-Seat           |
| 26       | 98-2353    | 2    | Bracket-Latch, Seat  |
| 27       | 32128-25   | 4    | Nut-Flange           |
| 28       | 66-4190-03 | 1    | Spring-Idler, Clutch |
| 29       | 105-4674   | 1    | Decal-Noise, Ce      |
| 30       | 85-6910    | 1    | Decal-Rating, Noise  |
| 31       | 2412-150   | 2    | J-Clip               |
| 32       | 3290-307   | 1    | Pin-Hair             |
| 33       | 94-8146    | 1    | Strip-Foam           |
| 34       | 66-8800    | 1    | Relay                |
| 35       | 32144-11   | 1    | Screw-TAP            |

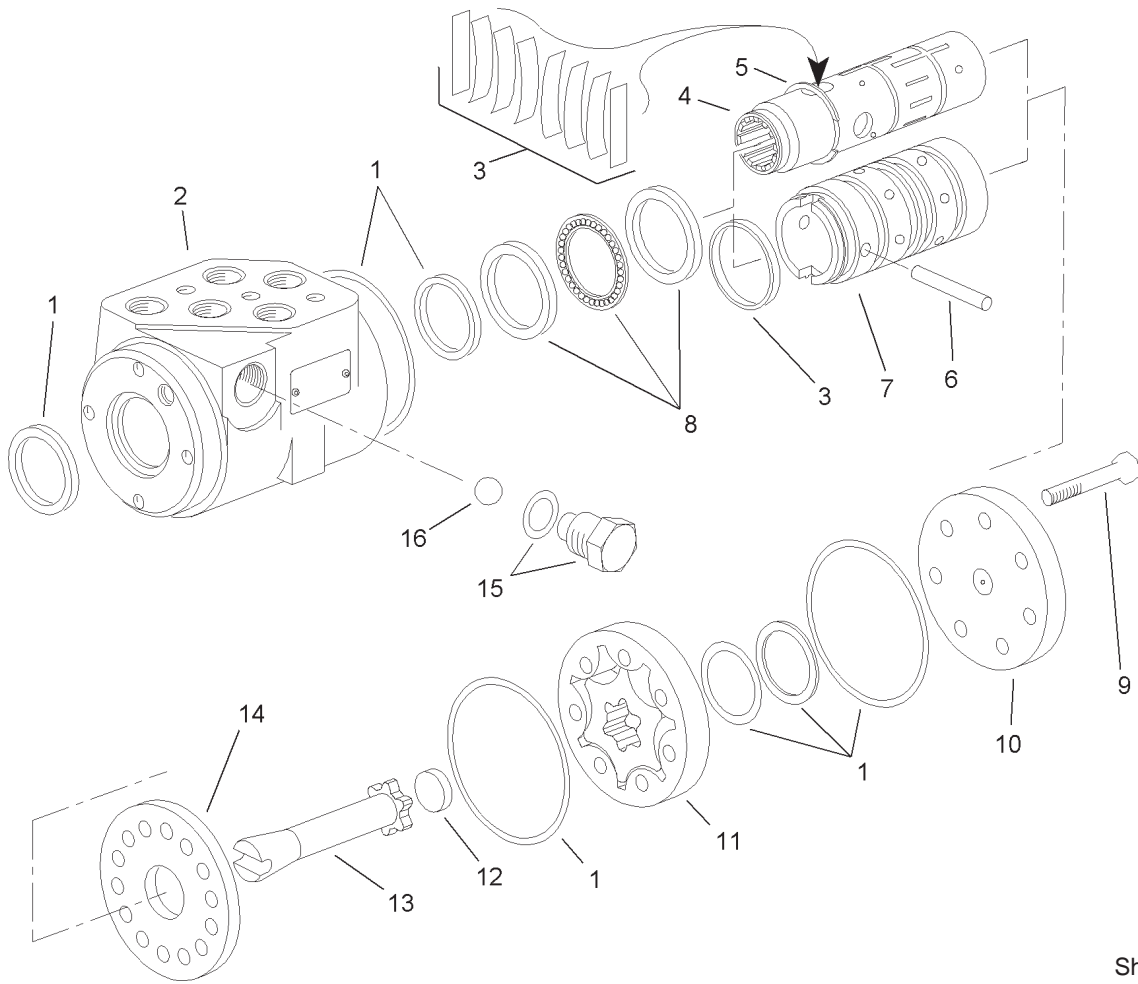


Sheet No.:12

## Steering Wheel Assembly

| Ref. No. | Part No.  | Qty. | Description                    | Ref. No. | Part No. | Qty. | Description |
|----------|-----------|------|--------------------------------|----------|----------|------|-------------|
| 1        | 98-1471   | 1    | Wheel-Steering                 |          |          |      |             |
| 1:1      | 98-1468   | 1    | Cover-Wheel,<br>Steering       |          |          |      |             |
| 2        | 94-9952   | 1    | Nut-Hex                        |          |          |      |             |
| 3        | 94-9951   | 1    | Column-Steering                |          |          |      |             |
| 4        | 21-9260   | 1    | Cover-Dust                     |          |          |      |             |
| 5        | 94-3059   | 1    | HYD Tube ASM                   |          |          |      |             |
| *5:1     | 237-22    | 1    | O-Ring                         |          |          |      |             |
| 6        | 104-3733  | 1    | Front In Straight Tube<br>ASM  |          |          |      |             |
| *6:1     | 237-22    | 1    | O-Ring                         |          |          |      |             |
| 7        | 104-3737  | 1    | Front Out Straight<br>Tube ASM |          |          |      |             |
| 8        | 94-3060   | 1    | HYD Tube ASM                   |          |          |      |             |
| *8:1     | 237-22    | 1    | O-Ring                         |          |          |      |             |
| 10       | 105-3315  | 1    | Valve-Steering                 |          |          |      |             |
| 11       | 75-2810   | 1    | Bracket-Column,<br>Steering    |          |          |      |             |
| 12       | 94-3071   | 1    | HYD Tube ASM                   |          |          |      |             |
| *12:1    | 237-22    | 1    | O-Ring                         |          |          |      |             |
| 13       | 3234-7    | 2    | Screw-HHF                      |          |          |      |             |
| 14       | 340-2     | 5    | Fitting-HYD, Straight          |          |          |      |             |
| 14:1     | 237-22    | 1    | O-Ring                         |          |          |      |             |
| 14:2     | 237-42    | 1    | O-Ring                         |          |          |      |             |
| 15       | 98-1459   | 1    | Decal                          |          |          |      |             |
| 19       | 33103-020 | 3    | Screw-HHF                      |          |          |      |             |

\* Not illustrated

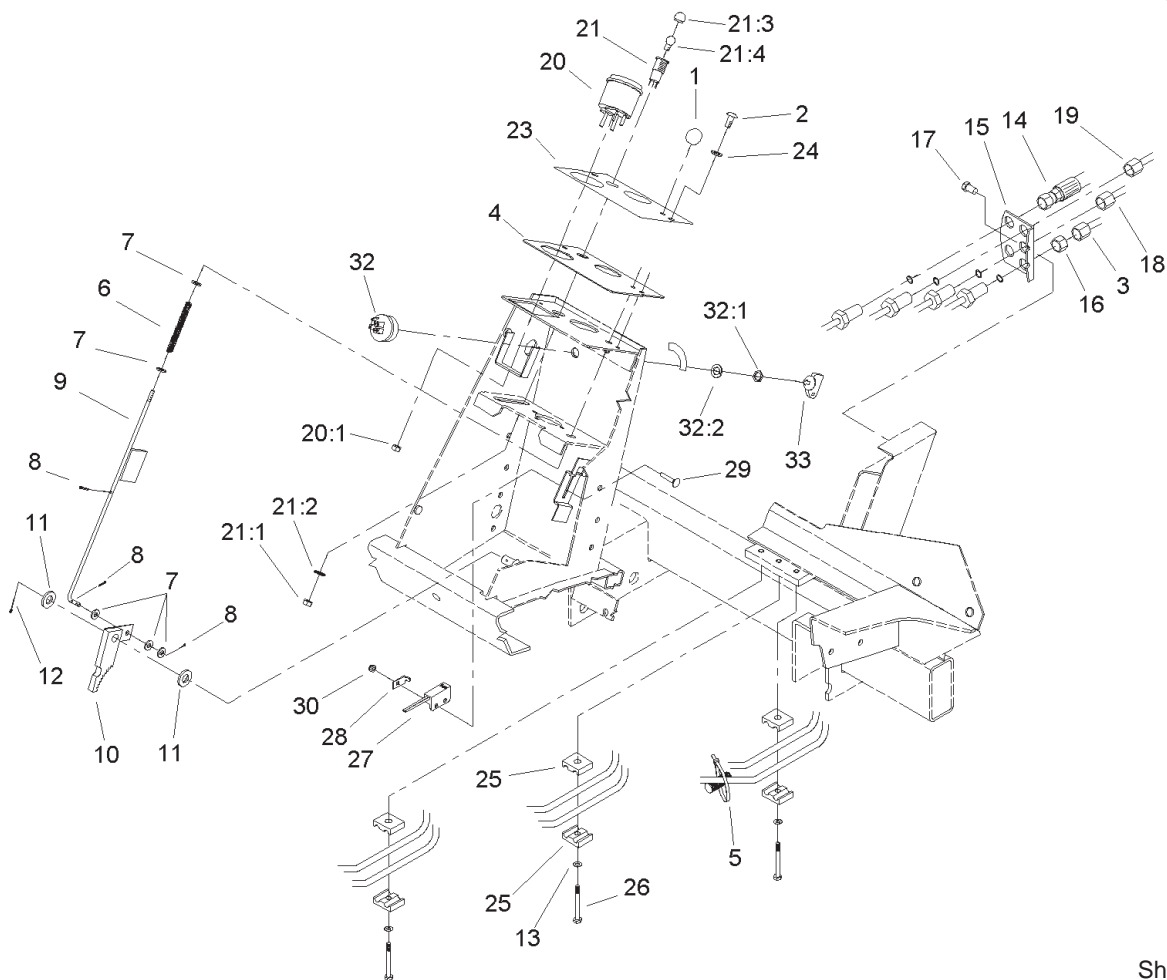


Sheet No.:A4

**Steering Control Assembly No. 105-3315**

| Ref. No. | Part No. | Qty. | Description          | Ref. No. | Part No. | Qty. | Description |
|----------|----------|------|----------------------|----------|----------|------|-------------|
| 1        | 94-4099  | 1    | Seal Kit             |          |          |      |             |
| ☆2       |          | 1    | Housing              |          |          |      |             |
| 3        | 94-4095  | 1    | Centering Spring Kit |          |          |      |             |
| ☆4       |          | 1    | Spool                |          |          |      |             |
| 5        | 94-4098  | 1    | Ring-Retaining       |          |          |      |             |
| 6        | 94-4094  | 1    | Pin                  |          |          |      |             |
| ☆7       |          | 1    | Sleeve               |          |          |      |             |
| 8        | 94-4096  | 1    | Bearing Kit          |          |          |      |             |
| 9        | 94-4088  | 7    | Screw-Cap            |          |          |      |             |
| 10       | 94-4089  | 1    | Cap-End              |          |          |      |             |
| 11       | 94-4090  | 1    | Gerotor              |          |          |      |             |
| 12       | 94-4091  | 1    | Spacer               |          |          |      |             |
| 13       | 94-4093  | 1    | Drive                |          |          |      |             |
| 14       | 94-4092  | 1    | Plate-W ear          |          |          |      |             |
| 15       | 94-4097  | 1    | Plug ASM             |          |          |      |             |
| 16       | 94-4100  | 1    | Ball                 |          |          |      |             |

☆ Not serviced separately



Sheet No.:13

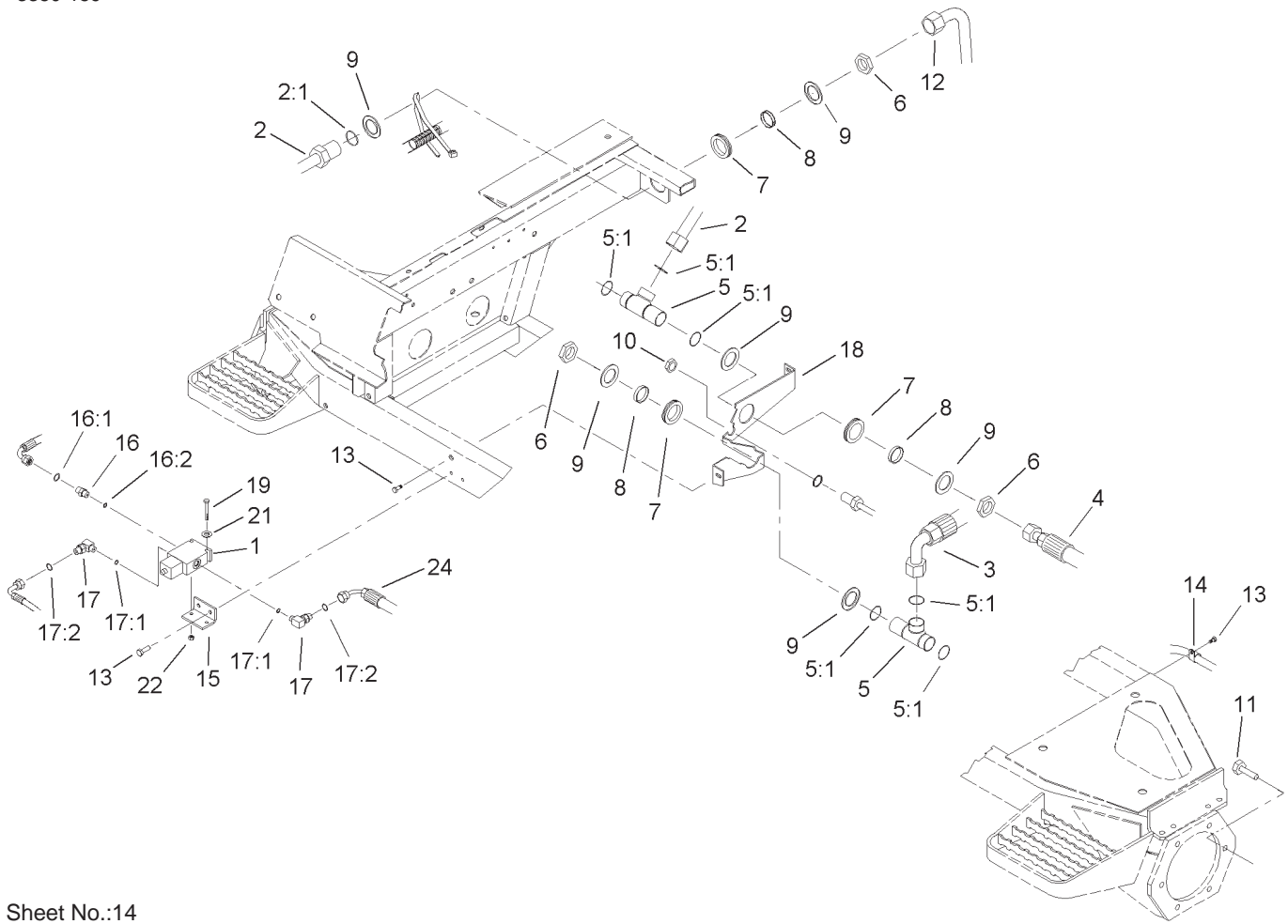
## Steering Tower Assembly

| Ref. No. | Part No.   | Qty. | Description               |
|----------|------------|------|---------------------------|
| 1        | 233-17     | 1    | Knob                      |
| 2        | 87-6620    | 2    | Screw                     |
| 3        | 104-3738   | 1    | HYD Tube ASM              |
| 4        | 93-7998-03 | 1    | Plate-Instrument          |
| 5        | 3290-379   | 1    | Tie-Cable                 |
| 6        | 95-1821-03 | 1    | Spring-Compression        |
| 7        | 3256-22    | 5    | Washer-Flat               |
| 8        | 3272-5     | 3    | Pin-Cotter                |
| 9        | 104-1492   | 1    | Rod ASM                   |
| 10       | 63-7900-03 | 1    | Rack ASM                  |
| 11       | 3256-26    | 2    | Washer-Flat               |
| 12       | 3272-10    | 1    | Pin-Cotter                |
| 13       | 3256-23    | 3    | Washer-Flat               |
| 14       | 105-7926   | 1    | Steering Hose ASM         |
| 15       | 92-7606-03 | 1    | Bracket-Bulkhead          |
| 16       | 340-70     | 4    | Nut-Lock                  |
| 17       | 32144-14   | 2    | Screw-HWH                 |
| 18       | 104-3745   | 1    | RH Rear Straight Tube ASM |
| *18:1    | 237-22     | 1    | O-Ring                    |
| 19       | 104-3746   | 1    | Rear In Straight Tube ASM |
| *19:1    | 237-22     | 1    | O-Ring                    |
| 20       | 105-3304   | 1    | Speedometer               |
| 20:1     | 3296-1     | 4    | Nut-Lock, NI              |
| 21       | 44-2210    | 1    | Light-Indicator , Red     |

| Ref. No. | Part No. | Qty. | Description           |
|----------|----------|------|-----------------------|
| 21:1     | 218-535  | 1    | Nut-Hex               |
| 21:2     | 218-536  | 1    | Washer-Lock           |
| 21:3     | 218-533  | 1    | Lens                  |
| ☆21:4    |          | 1    | Bulb                  |
| 23       | 93-1263  | 1    | Decal-Tower           |
| 24       | 3256-1   | 2    | Washer-Flat           |
| 25       | 56-7973  | 6    | Clamp-Tube            |
| 26       | 322-6    | 3    | Screw-HH              |
| 27       | 100-1270 | 1    | Switch-Proximity      |
| 28       | 100-4872 | 1    | Plate-Switch, Neutral |
| 29       | 104-1450 | 1    | Bolt-CARR             |
| 30       | 3296-2   | 1    | Nut-Lock              |
| 32       | 104-2541 | 1    | Switch-Key            |
| 32:1     | 107-1571 | 1    | Nut-HH                |
| 32:2     | 107-1572 | 1    | Washer-Tooth          |
| 33       | 63-8360  | 1    | Key-Ignition          |

\* Not illustrated

☆ Not serviced separately



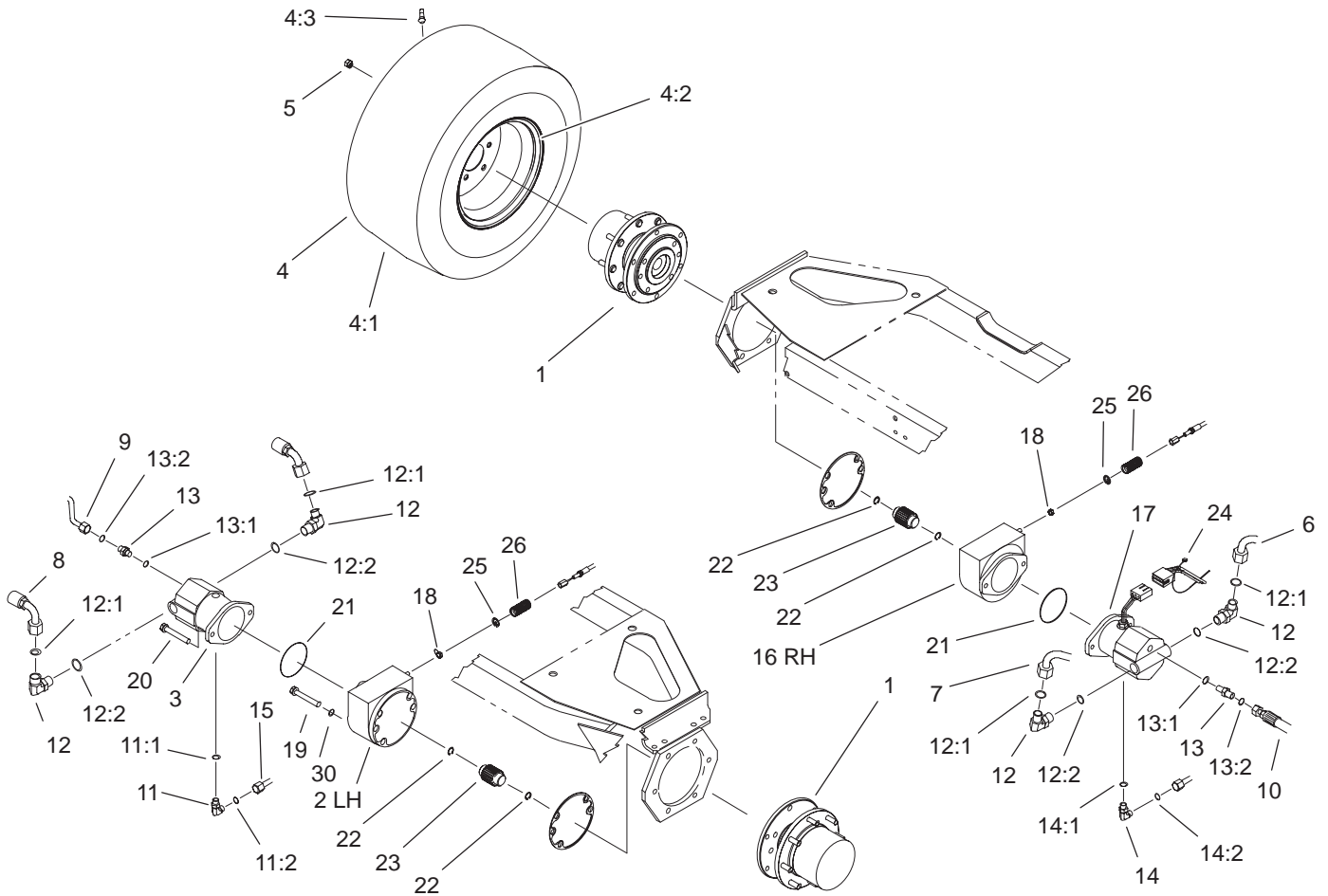
Sheet No.:14

## Front Hydraulic Drive Assembly

| Ref. No. | Part No.   | Qty. | Description            |
|----------|------------|------|------------------------|
| 1        | 105-3303   | 1    | Flow Divider Valve ASM |
| 2        | 104-3719   | 1    | HYD Tube ASM           |
| 2:1      | 340-65     | 1    | O-Ring                 |
| 3        | 105-7922   | 1    | HYD Hose ASM           |
| 4        | 92-7486    | 1    | HYD Hose ASM           |
| 5        | 92-7550    | 2    | Fitting-T ee, Bulkhead |
| 5:1      | 340-65     | 3    | O-Ring                 |
| 6        | 340-128    | 3    | Nut-Bulkhead           |
| 7        | 240-2      | 3    | Grommet-Rubber         |
| 8        | 69-8950    | 3    | Spacer                 |
| 9        | 69-8920    | 6    | Washer                 |
| 10       | 340-127    | 1    | Nut-Bulkhead           |
| 11       | 33106-030  | 12   | Screw-HHF              |
| 12       | 104-3736   | 1    | HYD Tube ASM           |
| *12:1    | 237-58     | 1    | O-Ring                 |
| 13       | 32144-14   | 7    | Screw-HWH              |
| 14       | 2412-93    | 2    | Clamp-R                |
| 15       | 100-3807   | 1    | Bracket-Divider , Flow |
| 16       | 340-1      | 1    | Adapter                |
| 16:1     | 237-35     | 1    | O-Ring                 |
| 16:2     | 237-42     | 1    | O-Ring                 |
| 17       | 340-82     | 2    | Adapter                |
| 17:1     | 237-42     | 1    | O-Ring                 |
| 17:2     | 237-21     | 1    | O-Ring                 |
| 18       | 92-7455-03 | 1    | Plate-Bulkhead         |

| Ref. No. | Part No. | Qty. | Description  |
|----------|----------|------|--------------|
| 19       | 321-23   | 2    | Screw-HH     |
| 21       | 3256-2   | 2    | Washer-Flat  |
| 22       | 3296-42  | 2    | Nut-Lock, NI |
| 24       | 100-3783 | 1    | Hose ASM     |

\* Not illustrated



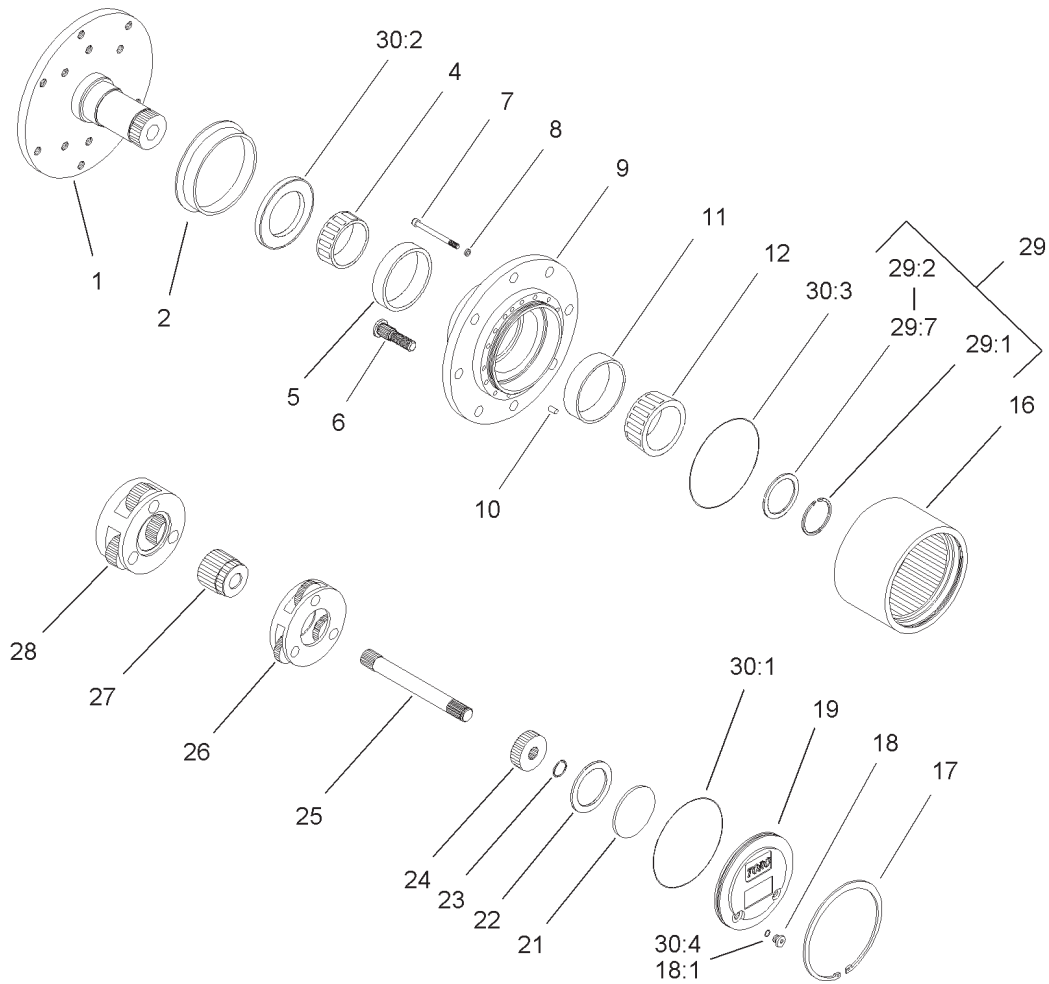
Sheet No.:15

## Front Axle and Brake Assembly

| Ref. No. | Part No.    | Qty. | Description          |
|----------|-------------|------|----------------------|
| 1        | 105-4500-03 | 2    | Planetary ASM        |
| 2        | 100-3070-03 | 1    | Brake ASM            |
| 3        | 92-7385     | 1    | HYD Motor ASM        |
| ☆4       |             | 2    | Wheel And Tire ASM   |
| 4:1      | 95-3465     | 1    | Tire                 |
| 4:2      | 95-3464     | 1    | Rim                  |
| 4:3      | 232-24      | 1    | Stem-V valve         |
| 5        | 92-7483     | 16   | Nut-Lug              |
| 6        | 92-7475     | 1    | Traction Tube ASM    |
| 7        | 92-7476     | 1    | Traction Tube ASM    |
| 8        | 92-7487     | 1    | HYD Hose ASM         |
| 9        | 92-7477     | 1    | Motor Drain Tube ASM |
| 10       | 92-7488     | 1    | HYD Hose ASM         |
| 11       | 340-18      | 1    | Fitting-HYD, 90°     |
| 11:1     | 237-79      | 1    | O-Ring               |
| 11:2     | 237-22      | 1    | O-Ring               |
| 12       | 340-142     | 4    | Fitting-HYD, 90°     |
| 12:1     | 237-58      | 1    | O-Ring               |
| 12:2     | 237-81      | 1    | O-Ring               |
| 13       | 340-5       | 2    | Fitting-Straight     |
| 13:1     | 237-42      | 1    | O-Ring               |
| 13:2     | 237-30      | 1    | O-Ring               |
| 14       | 340-98      | 1    | Fitting-HYD, 90°     |
| 14:1     | 237-79      | 1    | O-Ring               |
| 14:2     | 237-30      | 1    | O-Ring               |
| 15       | 92-7598     | 1    | Front Drain Tube ASM |

| Ref. No. | Part No.    | Qty. | Description                 |
|----------|-------------|------|-----------------------------|
| 16       | 100-3069-03 | 1    | Brake ASM                   |
| 17       | 93-7476     | 1    | HYD Motor ASM               |
| 18       | 3218-4      | 2    | Nut-Jam                     |
| 19       | 33106-090   | 8    | Screw-HHF                   |
| 20       | 33116-120   | 4    | Screw-HH                    |
| 21       | 237-166     | 2    | O-Ring                      |
| 22       | 93-7972     | 4    | Ring-Retaining,<br>Internal |
| 23       | 100-3046    | 2    | Shaft-Brake, Splined        |
| 24       | 3290-378    | 2    | Tie-Cable                   |
| 25       | 94-3050     | 2    | Plate-Spring                |
| 26       | 94-3088     | 2    | Spring-Compression          |
| 30       | 3256-26     | 4    | Washer-Flat                 |

☆ Not serviced separately



Sheet No.:A5

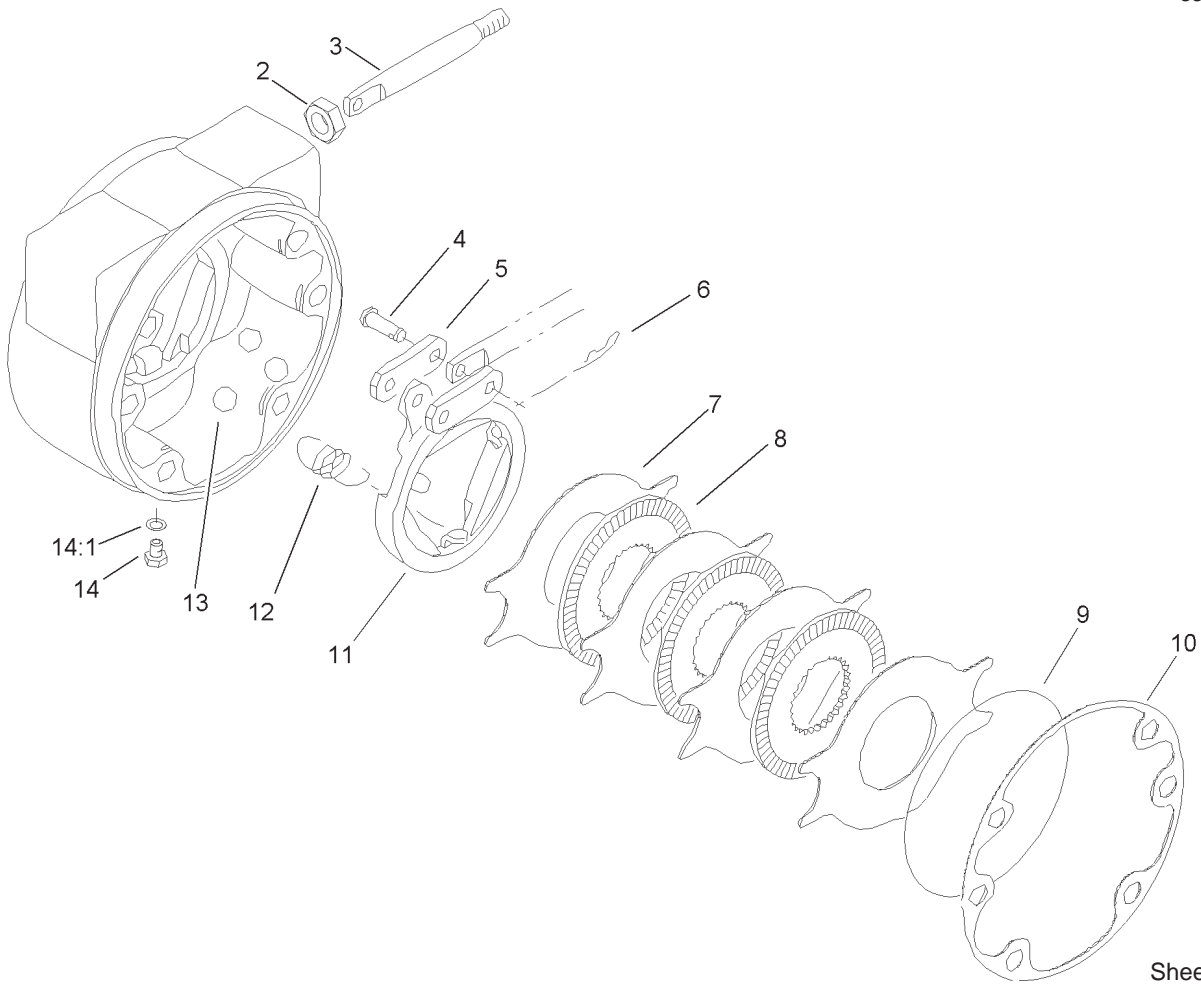
## Planetary Assembly No. 105-4500-03

| Ref. No. | Part No.  | Qty. | Description         |
|----------|-----------|------|---------------------|
| ☆1       |           | 1    | Spindle             |
| 2        | 105-8122  | 1    | Seal-Boot           |
| 4        | 105-8120  | 1    | Bearing-Cone        |
| 5        | 105-81 19 | 1    | Bearing-Cup         |
| 6        | 105-8124  | 8    | Stud-Wheel          |
| 7        | 105-8125  | 16   | Bolt-Head, Socket   |
| 8        | 3253-18   | 16   | Washer-Lock/Sp      |
| ☆9       |           | 1    | Housing             |
| 10       | 105-8121  | 1    | Pin-Dowel           |
| 11       | 105-81 17 | 1    | Bearing-Cup         |
| 12       | 105-81 18 | 1    | Bearing-Cone        |
| 16       | 105-81 13 | 1    | Gear-Ring           |
| 17       | 105-8132  | 1    | Ring-Retaining      |
| 18       | 353-990   | 2    | Plug                |
| 18:1     | 237-78    | 1    | O-Ring              |
| 19       | 105-8138  | 1    | Cap-End             |
| 21       | 105-8133  | 1    | Plug-Thrust         |
| 22       | 105-8123  | 1    | Washer-Thrust       |
| 23       | 105-8131  | 1    | Ring-Retaining      |
| 24       | 105-81 14 | 1    | Gear-Primary        |
| 25       | 105-81 15 | 1    | Shaft-Drive         |
| 26       | 105-8129  | 1    | Primary Carrier ASM |
| 27       | 105-8139  | 1    | Gear-Secondary      |
| 28       | 105-8130  | 1    | Secondary Carrier   |
| 29       | 105-8136  | 1    | ASM<br>Part Kit     |

| Ref. No. | Part No. | Qty. | Description         |
|----------|----------|------|---------------------|
| ☆29:1    |          | 1    | Ring-Snap           |
| ☆29:2    |          | 1    | Shim-Bearing, 2.9mm |
| ☆29:3    |          | 1    | Shim-Bearing, 2.8mm |
| ☆29:4    |          | 1    | Shim-Bearing, 2.7mm |
| ☆29:5    |          | 1    | Shim-Bearing, 2.6mm |
| ☆29:6    |          | 1    | Shim-Bearing, 2.5mm |
| ☆29:7    |          | 1    | Shim-Bearing, 2.4mm |
| *30      | 105-8137 | 1    | Seal Kit            |
| ☆30:1    |          | 1    | O Ring-Flange Cap   |
| ☆30:2    |          | 1    | Seal-Oil            |
| ☆30:3    |          | 2    | O Ring-End Cap      |
| 30:4     | 237-78   | 2    | O-Ring              |

☆ Not serviced separately

\* Not illustrated



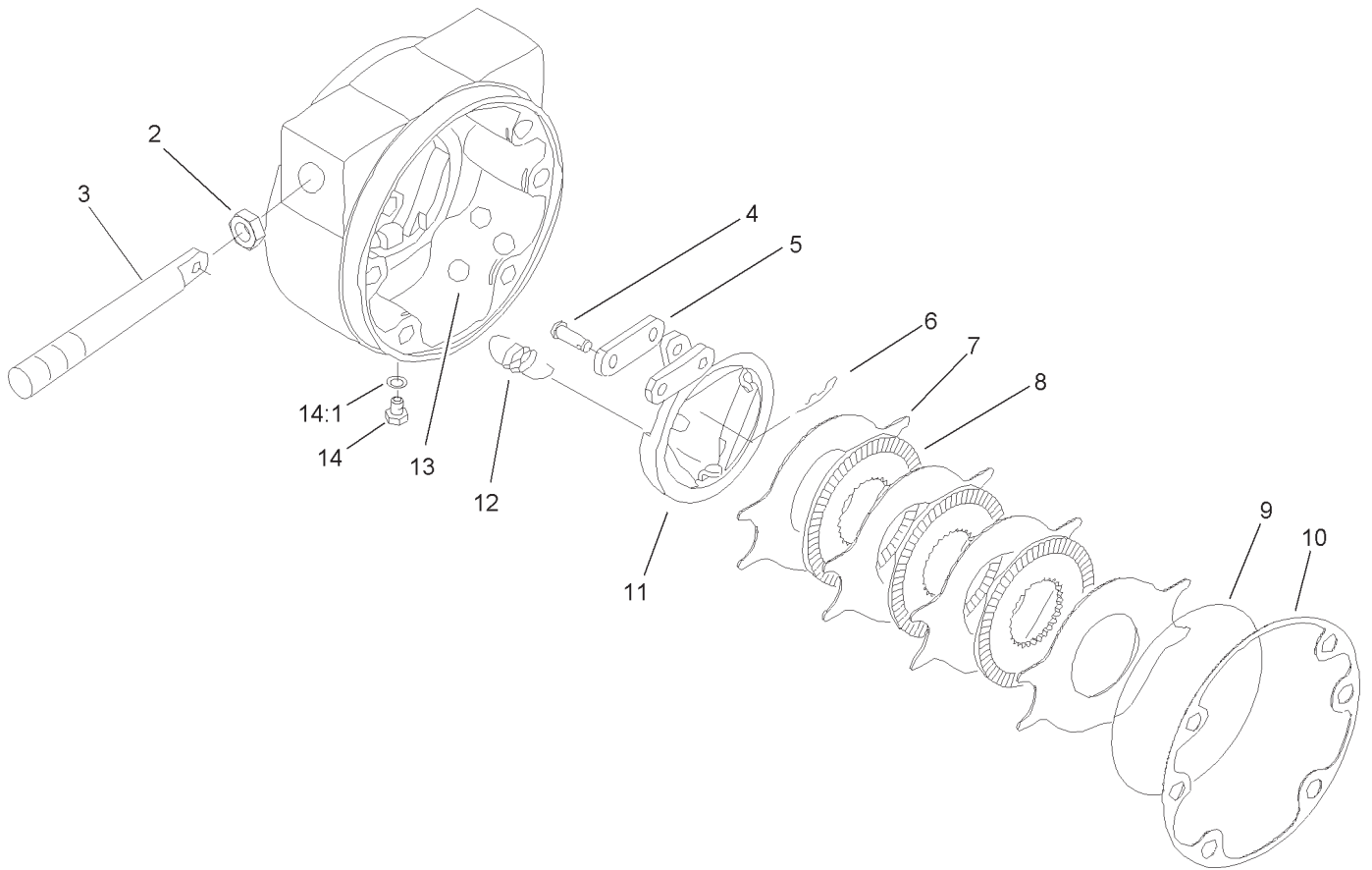
Sheet No.:A6

## Brake Assembly No. 100-3070-03

| Ref. No. | Part No. | Qty. | Description       |
|----------|----------|------|-------------------|
| 2        | 93-7977  | 1    | Seal              |
| 3        | 93-7978  | 1    | Rod-Pull          |
| 4        | 93-7983  | 2    | Pin-Clevis        |
| 5        | 93-7980  | 2    | Link              |
| 6        | 93-7979  | 2    | Pin-Hitch         |
| 7        | 93-7986  | 4    | Disc-Stationary   |
| 8        | 104-4278 | 3    | Disc-Rotating     |
| 9        | 93-7976  | 1    | Ring-Retaining    |
| 10       | 93-7984  | 1    | Gasket            |
| 11       | 104-4279 | 1    | Actuator-Rotating |
| 12       | 93-7987  | 3    | Spring-Extension  |
| 13       | 93-7985  | 3    | Ball              |
| 14       | 353-990  | 2    | Plug              |
| 14:1     | 237-78   | 1    | O-Ring            |

| Ref. No. | Part No. | Qty. | Description |
|----------|----------|------|-------------|
|          |          |      |             |
|          |          |      |             |
|          |          |      |             |
|          |          |      |             |
|          |          |      |             |
|          |          |      |             |
|          |          |      |             |
|          |          |      |             |
|          |          |      |             |
|          |          |      |             |
|          |          |      |             |
|          |          |      |             |
|          |          |      |             |
|          |          |      |             |
|          |          |      |             |
|          |          |      |             |
|          |          |      |             |
|          |          |      |             |
|          |          |      |             |
|          |          |      |             |
|          |          |      |             |
|          |          |      |             |
|          |          |      |             |



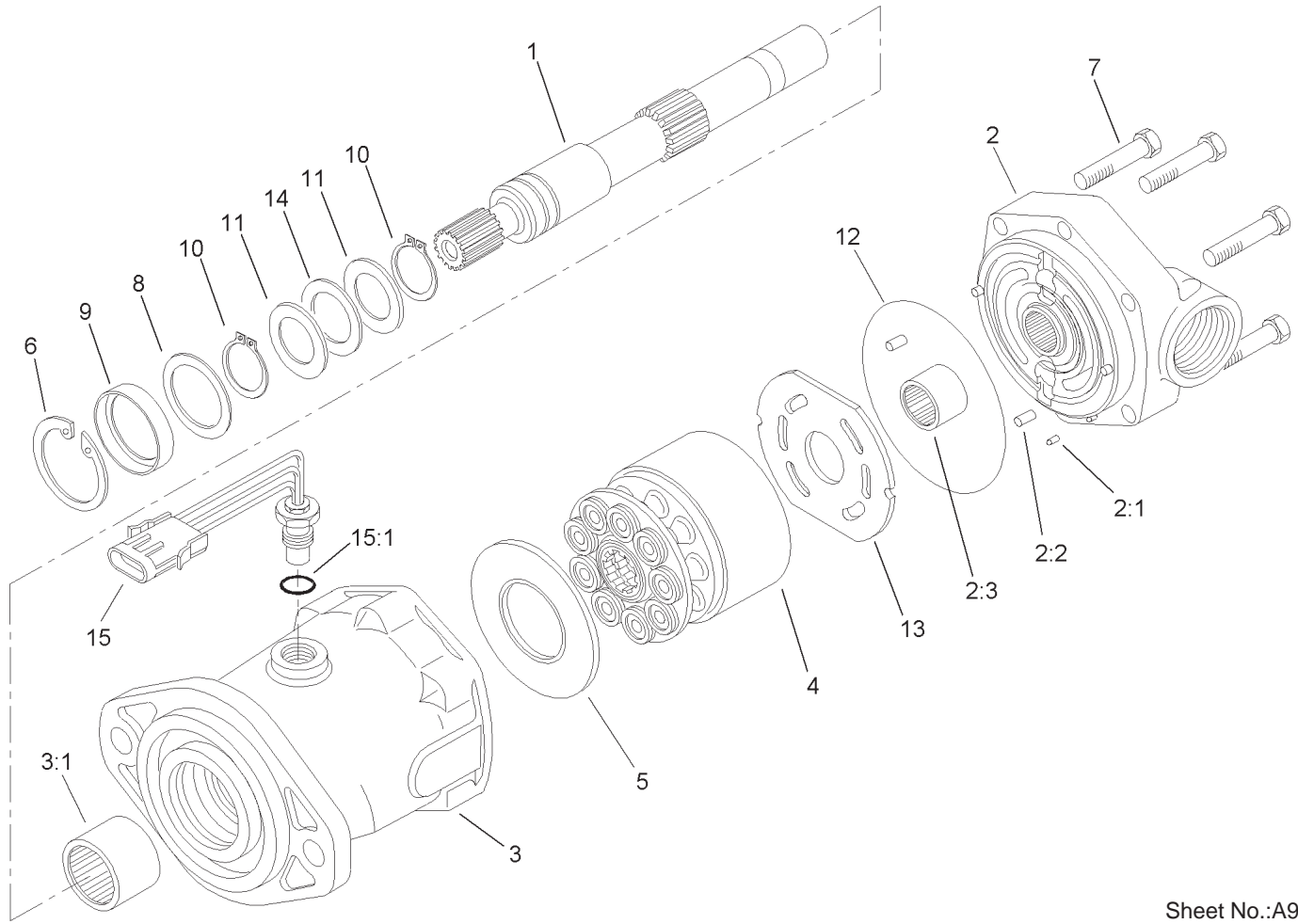


Sheet No.:A8

### Brake Assembly No. 100-3069-03

| Ref. No. | Part No. | Qty. | Description       |
|----------|----------|------|-------------------|
| 2        | 93-7977  | 1    | Seal              |
| 3        | 93-7978  | 1    | Rod-Pull          |
| 4        | 93-7983  | 2    | Pin-Clevis        |
| 5        | 93-7980  | 2    | Link              |
| 6        | 93-7979  | 2    | Pin-Hitch         |
| 7        | 93-7986  | 4    | Disc-Stationary   |
| 8        | 104-4278 | 3    | Disc-Rotating     |
| 9        | 93-7976  | 1    | Ring-Retaining    |
| 10       | 93-7984  | 1    | Gasket            |
| 11       | 104-4280 | 1    | Actuator-Rotating |
| 12       | 93-7987  | 3    | Spring-Extension  |
| 13       | 93-7985  | 3    | Ball              |
| 14       | 353-990  | 2    | Plug              |
| 14:1     | 237-78   | 1    | O-Ring            |

| Ref. No. | Part No. | Qty. | Description |
|----------|----------|------|-------------|
|          |          |      |             |
|          |          |      |             |
|          |          |      |             |
|          |          |      |             |
|          |          |      |             |
|          |          |      |             |
|          |          |      |             |
|          |          |      |             |
|          |          |      |             |
|          |          |      |             |



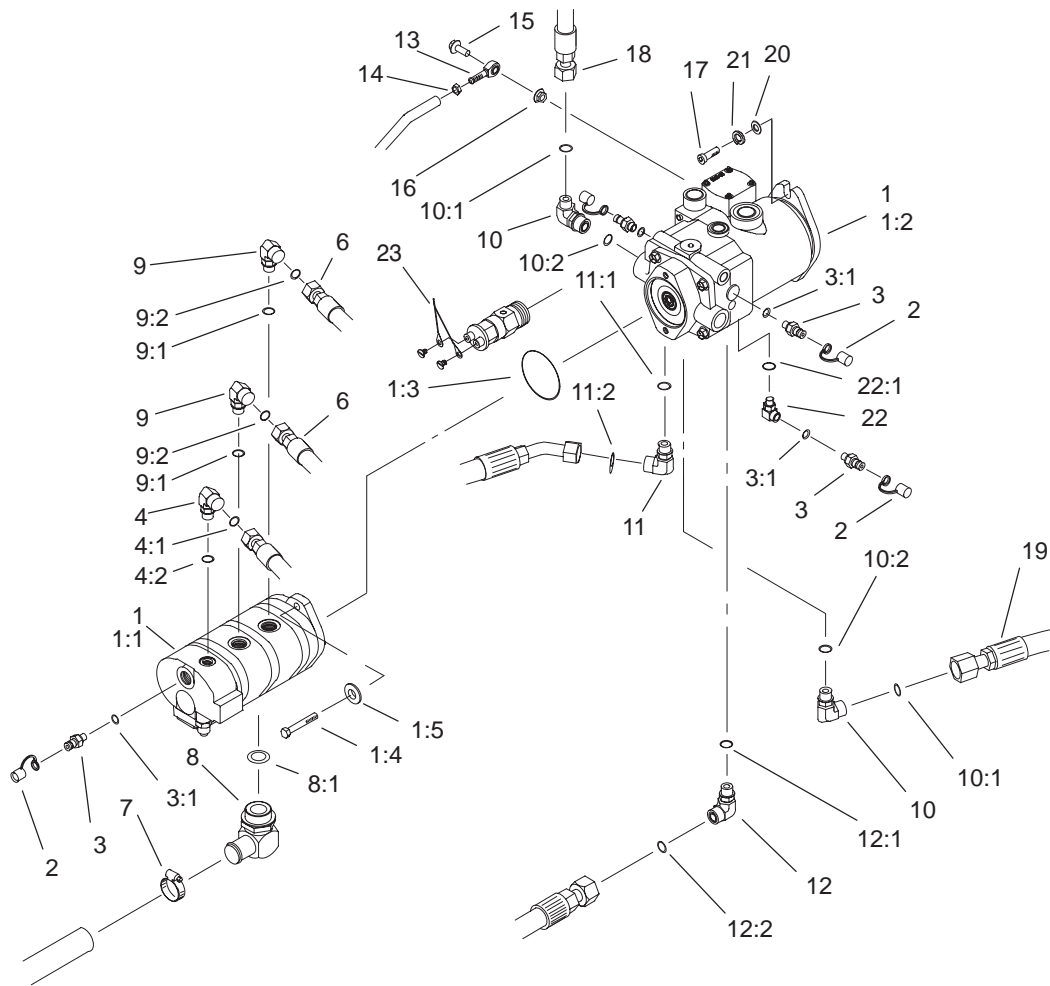
Sheet No.:A9

### Hydraulic Motor Assembly No. 93-7476

| Ref. No. | Part No. | Qty. | Description          |
|----------|----------|------|----------------------|
| 1        | 94-3004  | 1    | Shaft-Drive, Splined |
| 2        | 94-3005  | 1    | Backplate ASM        |
| ☆2:1     |          | 1    | Pin-Dowel            |
| ☆2:2     |          | 3    | Pin-Dowel            |
| ☆2:3     |          | 1    | Bearing-Needle       |
| 3        | 94-3006  | 1    | Housing ASM          |
| ☆3:1     |          | 1    | Bearing-Needle       |
| 4        | 76-6910  | 1    | Rotating Kit         |
| 5        | 76-6970  | 1    | Insert-Plate, Cam    |
| 6        | 76-7010  | 1    | Ring-Retaining       |
| 7        | 94-3002  | 6    | Capscrew             |
| 8        | 94-3007  | 1    | Washer               |
| 9        | 105-3331 | 1    | Seal-Shaft           |
| 10       | 76-7000  | 2    | Ring-Retaining       |
| 11       | 76-6950  | 2    | Race-Thrust          |
| 12       | 76-6980  | 1    | O-Ring               |
| 13       | 94-3003  | 1    | Plate-V valve        |
| 14       | 76-6960  | 1    | Bearing-Thrust       |
| 15       | 94-3010  | 1    | Sensor-Speed, Pickup |
| ☆15:1    |          | 1    | O-Ring               |

| Ref. No. | Part No. | Qty. | Description |
|----------|----------|------|-------------|
|          |          |      |             |
|          |          |      |             |
|          |          |      |             |
|          |          |      |             |
|          |          |      |             |

☆ Not serviced separately



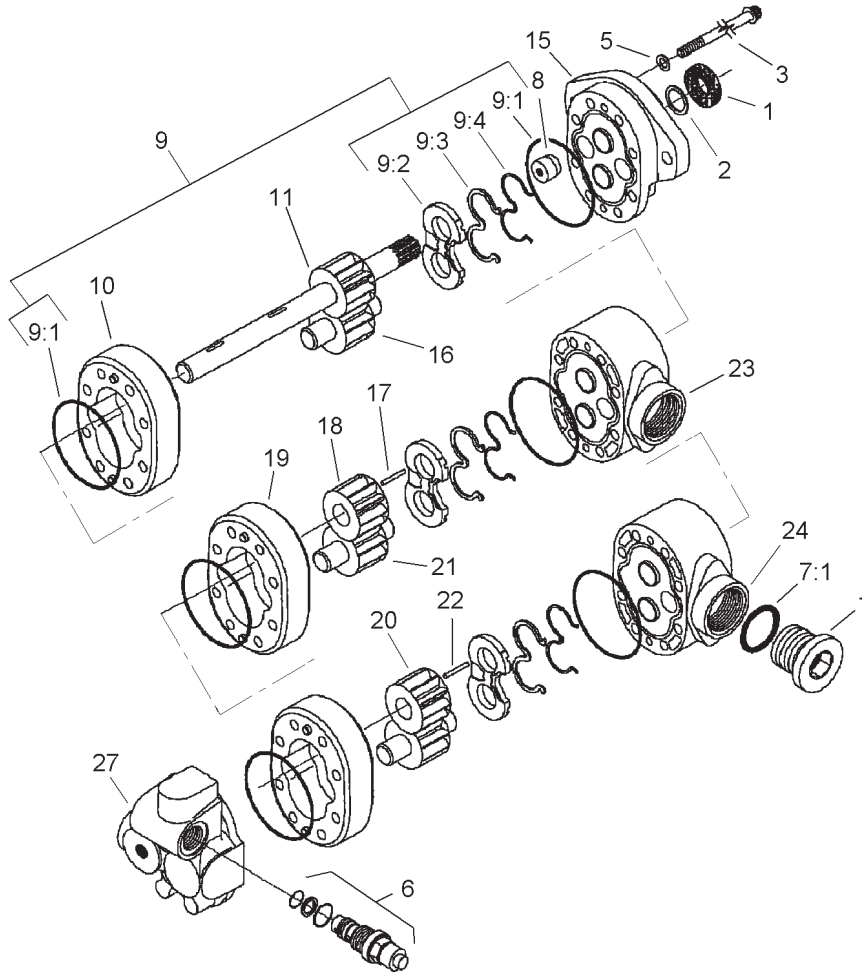
Sheet No.:16

## Hydraulic Pump Installation Assembly

| Ref. No. | Part No.  | Qty. | Description      |
|----------|-----------|------|------------------|
| ☆1       |           | 1    | Pump ASM         |
| 1:1      | 105-3317  | 1    | Pump-Gear        |
| 1:2      | 107-4441  | 1    | Pump-Piston      |
| 1:3      | 60-3520   | 1    | O-Ring           |
| 1:4      | 323-7     | 2    | Screw-HH         |
| 1:5      | 95-6055   | 2    | Washer           |
| 2        | 354-79    | 4    | Cap-Dust         |
| 3        | 354-77    | 4    | Fitting-Quick    |
| 3:1      | 237-78    | 1    | O-Ring           |
| 4        | 340-77    | 1    | Fitting-HYD, 90° |
| 4:1      | 237-22    | 1    | O-Ring           |
| 4:2      | 237-42    | 1    | O-Ring           |
| 6        | 105-7927  | 2    | HYD Hose ASM     |
| 7        | 2412-1 11 | 1    | Clamp            |
| 8        | 92-7526   | 1    | Fitting-HYD, 90° |
| 8:1      | 237-101   | 1    | O-Ring           |
| 9        | 340-105   | 2    | Fitting-HYD, 90° |
| 9:1      | 237-80    | 1    | O-Ring           |
| 9:2      | 237-30    | 1    | O-Ring           |
| 10       | 340-15    | 2    | Fitting-HYD, 90° |
| 10:1     | 237-58    | 1    | O-Ring           |
| 10:2     | 237-146   | 1    | O-Ring           |
| 11       | 104-3796  | 1    | Fitting-HYD, 90° |
| 11:1     | 237-81    | 1    | O-Ring           |
| 11:2     | 340-65    | 1    | O-Ring           |
| 12       | 340-129   | 1    | Fitting-HYD, 90° |

| Ref. No. | Part No. | Qty. | Description          |
|----------|----------|------|----------------------|
| 12:1     | 237-146  | 1    | O-Ring               |
| 12:2     | 340-65   | 1    | O-Ring               |
| 13       | 2411-36  | 1    | Bearing-End, Rod     |
| 14       | 3220-3   | 1    | Nut-Jam              |
| 15       | 3234-1 1 | 1    | Screw-HHF            |
| 16       | 3296-59  | 1    | Nut-Lock, NI         |
| 17       | 325-6    | 2    | Screw-HH             |
| 18       | 104-3789 | 1    | Filter Hose ASM      |
| 19       | 105-7920 | 1    | HYD Hose ASM         |
| 20       | 87-7270  | 2    | Washer-Thrust        |
| 21       | 3253-7   | 2    | Washer-Lock          |
| 22       | 75-6640  | 1    | Fitting-HYD, Special |
| 22:1     | 237-78   | 1    | O-Ring               |
| 23       | 105-0122 | 1    | Harness-Wire         |

☆ Not serviced separately



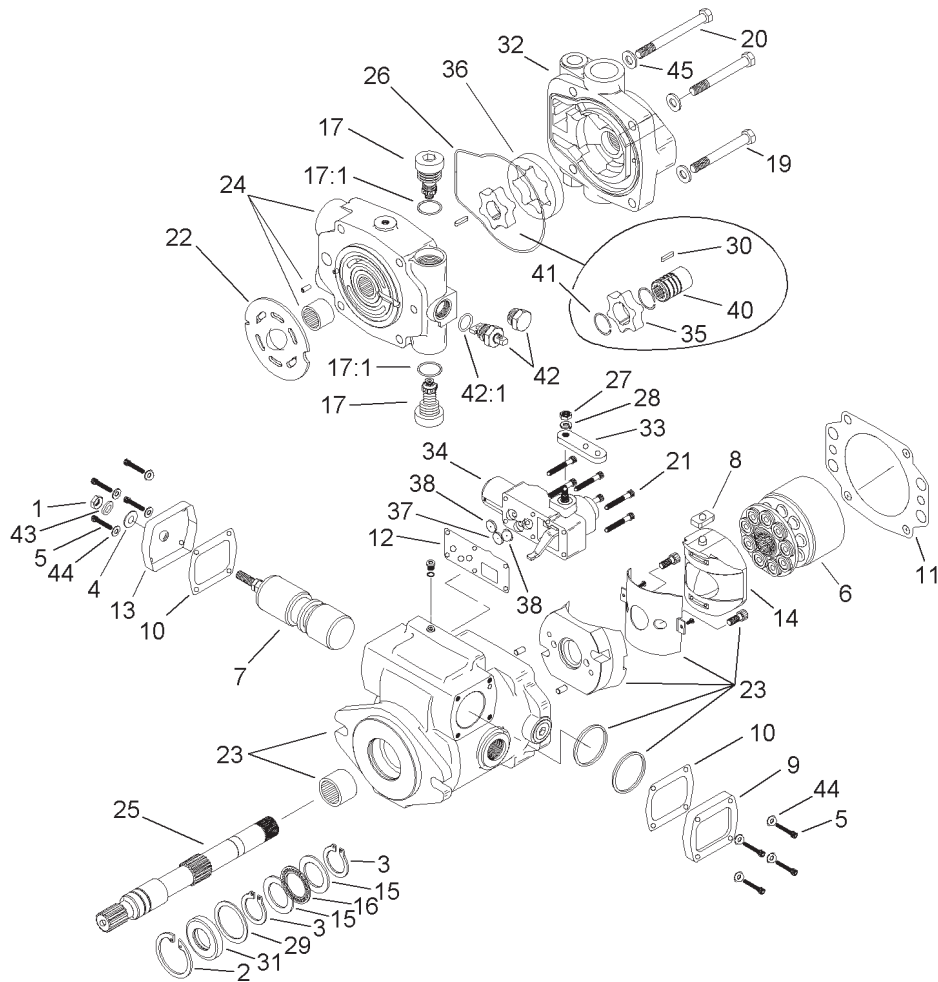
Sheet No.:B1

## Gear Pump Assembly No. 105-3317

| Ref. No. | Part No. | Qty. | Description            |
|----------|----------|------|------------------------|
| 1        | 49-2640  | 1    | Seal-Shaft             |
| 2        | 60-5890  | 1    | Washer                 |
| 3        | 105-2898 | 8    | Screw-Cap              |
| 5        | 74-8920  | 4    | Washer-Copper          |
| 6        | 105-2891 | 1    | Relief Valve ASM       |
| 7        | 94-3013  | 1    | Plug                   |
| ☆7:1     |          | 1    | O-Ring                 |
| 8        | 94-3011  | 1    | Plug                   |
| 9        | 94-3015  | 1    | Seal Kit               |
| 9:1      | 56-6710  | 6    | O-Ring                 |
| ☆9:2     |          | 3    | Plate-W ear            |
| ☆9:3     |          | 3    | Seal-Pressure, Balance |
| ☆9:4     |          | 3    | Gasket-Backup          |
| ☆10      |          | 1    | Body                   |
| ☆11      |          | 1    | Drive Gear ASM         |
| ☆15      |          | 1    | Front Plate ASM        |
| ☆16      |          | 1    | Gear-Idler             |
| ☆17      |          | 1    | Key                    |
| ☆18      |          | 1    | Gear                   |
| ☆19      |          | 1    | Body                   |
| ☆20      |          | 1    | Gear                   |
| ☆21      |          | 1    | Gear-Idler             |
| ☆22      |          | 1    | Key                    |
| ☆23      |          | 1    | Plate-Adaptor          |

| Ref. No. | Part No. | Qty. | Description   |
|----------|----------|------|---------------|
| ☆24      |          | 1    | Plate-Adaptor |
| ☆27      |          | 1    | Body          |

☆ Not serviced separately



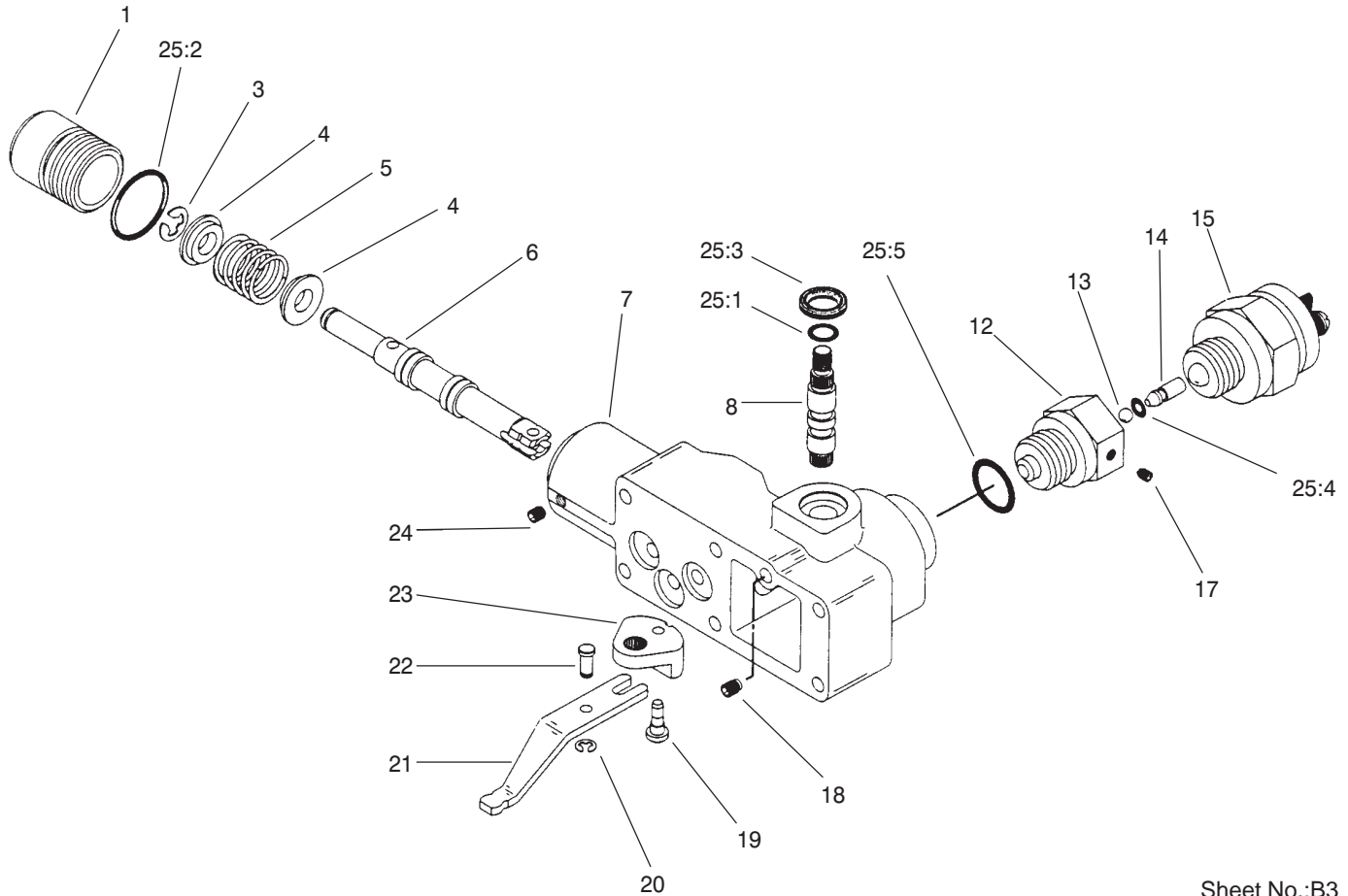
Sheet No.:B2

## Piston Pump Assembly No. 107-4441

| Ref. No. | Part No. | Qty. | Description             |
|----------|----------|------|-------------------------|
| 1        | 3220-2   | 1    | Nut                     |
| 2        | 60-6260  | 1    | Ring                    |
| 3        | 76-7000  | 2    | Ring-Retaining          |
| 4        | 94-3027  | 1    | Washer-Seal             |
| 5        | 93-6337  | 8    | Screw                   |
| 6        | 93-6322  | 1    | Rotating Kit            |
| 7        | 105-2856 | 1    | Servo Piston ASM        |
| 8        | 94-3032  | 1    | Follower-Piston         |
| 9        | 94-3033  | 1    | Plate-Cover             |
| 10       | 93-6339  | 2    | Gasket                  |
| 11       | 105-2900 | 1    | Gasket-Housing          |
| 12       | 105-2901 | 1    | Gasket-Housing, Control |
| 13       | 94-3034  | 1    | Plate-Cover             |
| 14       | 94-3026  | 1    | Camplate ASM            |
| 15       | 76-6950  | 2    | Race-Thrust             |
| 16       | 76-6960  | 1    | Bearing-Thrust          |
| 17       | 105-2858 | 2    | Valve-Relief            |
| ☆17:1    |          | 1    | O-Ring                  |
| 19       | 323-15   | 2    | Screw-HH                |
| 20       | 323-16   | 2    | Screw-HH                |
| 21       | 93-6324  | 6    | Screw                   |
| 22       | 105-2902 | 1    | Plate-V valve           |
| 23       | 105-2903 | 1    | Housing                 |
| 24       | 105-8149 | 1    | Endcover ASM            |
| 25       | 94-3020  | 1    | Shaft-Drive             |

| Ref. No. | Part No. | Qty. | Description              |
|----------|----------|------|--------------------------|
| 26       | 105-2905 | 1    | O Ring-Molded            |
| 27       | 3217-5   | 1    | Nut-Hex                  |
| 28       | 3253-3   | 1    | Washer-Lock              |
| 29       | 94-3007  | 1    | Washer                   |
| 30       | 107-4442 | 1    | Key                      |
| 31       | 105-3331 | 1    | Seal-Shaft               |
| 32       | 105-2907 | 1    | Charge Pump Adapter ASM  |
| 33       | 94-3031  | 1    | Arm-Control              |
| 34       | 93-6306  | 1    | Control ASM              |
| 35       | 107-4443 | 1    | Gerotor-Ring, Inner      |
| 36       | 99-8707  | 1    | Gerotor-Outer            |
| 37       | 105-2909 | 1    | Orifice-Control          |
| 38       | 105-2910 | 2    | Orifice-V valve, Control |
| 40       | 107-4444 | 1    | Coupler                  |
| 41       | 105-2912 | 2    | Ring-Retaining           |
| 42       | 105-2913 | 1    | Valve-Bypass             |
| ☆42:1    |          | 1    | O-Ring                   |
| 43       | 94-3030  | 1    | Washer                   |
| 44       | 93-6336  | 8    | Washer                   |
| 45       | 3256-24  | 4    | Washer-Flat              |

☆ Not serviced separately



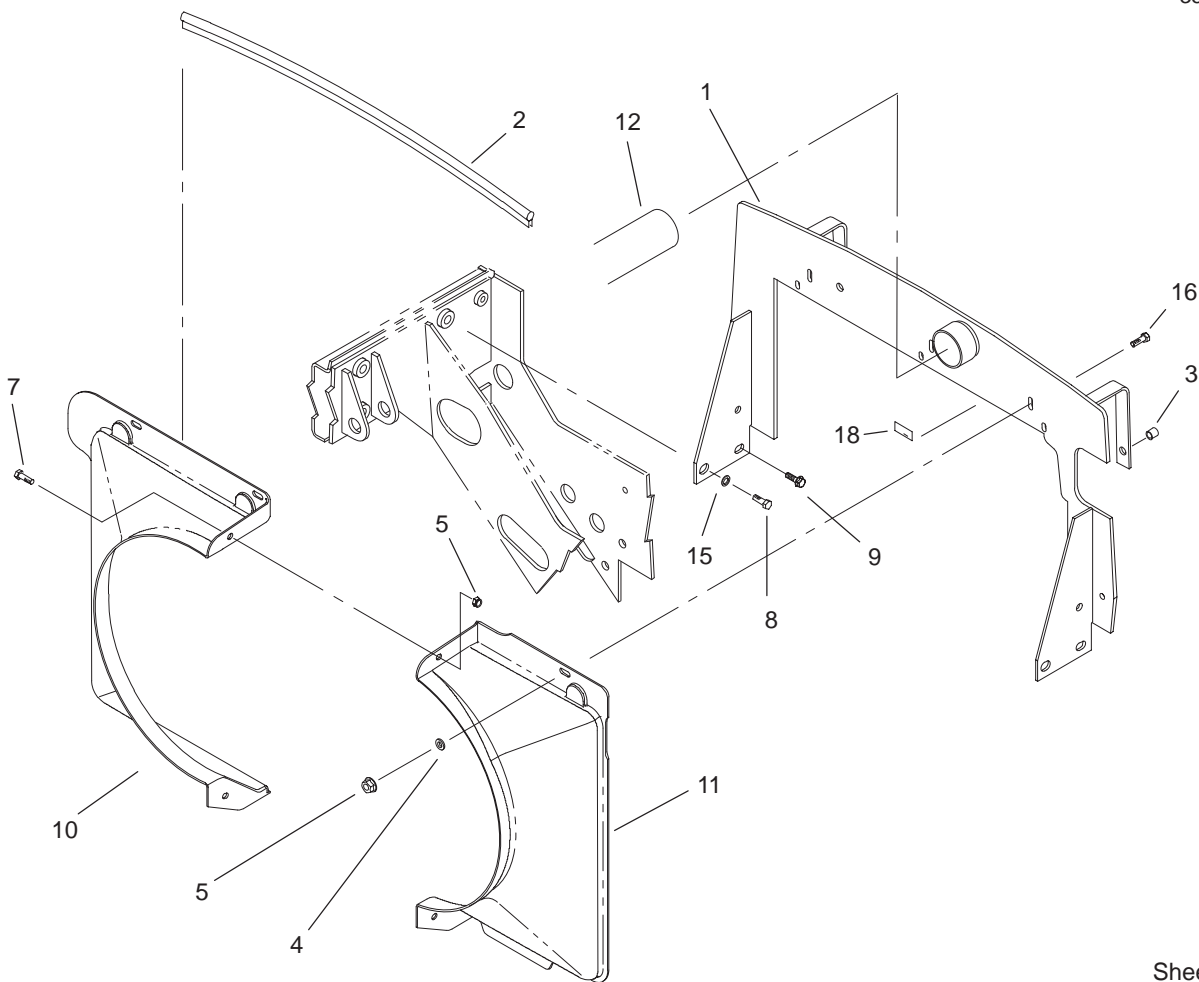
Sheet No.:B3  
T-21 19

## Control Assembly No. 93-6306

| Ref. No. | Part No. | Qty. | Description             |
|----------|----------|------|-------------------------|
| ☆1       |          | 1    | Plug                    |
| ☆3       |          | 1    | Ring-Retaining          |
| ☆4       |          | 2    | Retainer-Spring         |
| ☆5       |          | 1    | Spring                  |
| ☆6       |          | 1    | Valve-Spool             |
| ☆7       |          | 1    | Housing-Control         |
| ☆8       |          | 1    | Shaft-Input             |
| ☆12      |          | 1    | Adaptor                 |
| ☆13      |          | 1    | Ball                    |
| ☆14      |          | 1    | Pin                     |
| 15       | 94-3043  | 1    | Switch-Safety , Neutral |
| ☆17      |          | 1    | Screw-Set               |
| ☆18      |          | 1    | Screw-Set               |
| ☆19      |          | 1    | Pin                     |
| ☆20      |          | 1    | Ring-Retaining          |
| ☆21      |          | 1    | Link                    |
| ☆22      |          | 1    | Pin-Dowel               |
| ☆23      |          | 1    | Crank-Bell              |
| ☆24      |          | 1    | Screw-Set               |
| 25       | 94-3044  | 1    | Seal Kit                |
| ☆25:1    |          | 1    | O-Ring                  |
| ☆25:2    |          | 1    | O-Ring                  |
| ☆25:3    |          | 1    | Seal-Wiper              |
| ☆25:4    |          | 1    | O-Ring                  |
| ☆25:5    |          | 1    | O-Ring                  |

| Ref. No. | Part No. | Qty. | Description |
|----------|----------|------|-------------|
|          |          |      |             |

☆ Not serviced separately

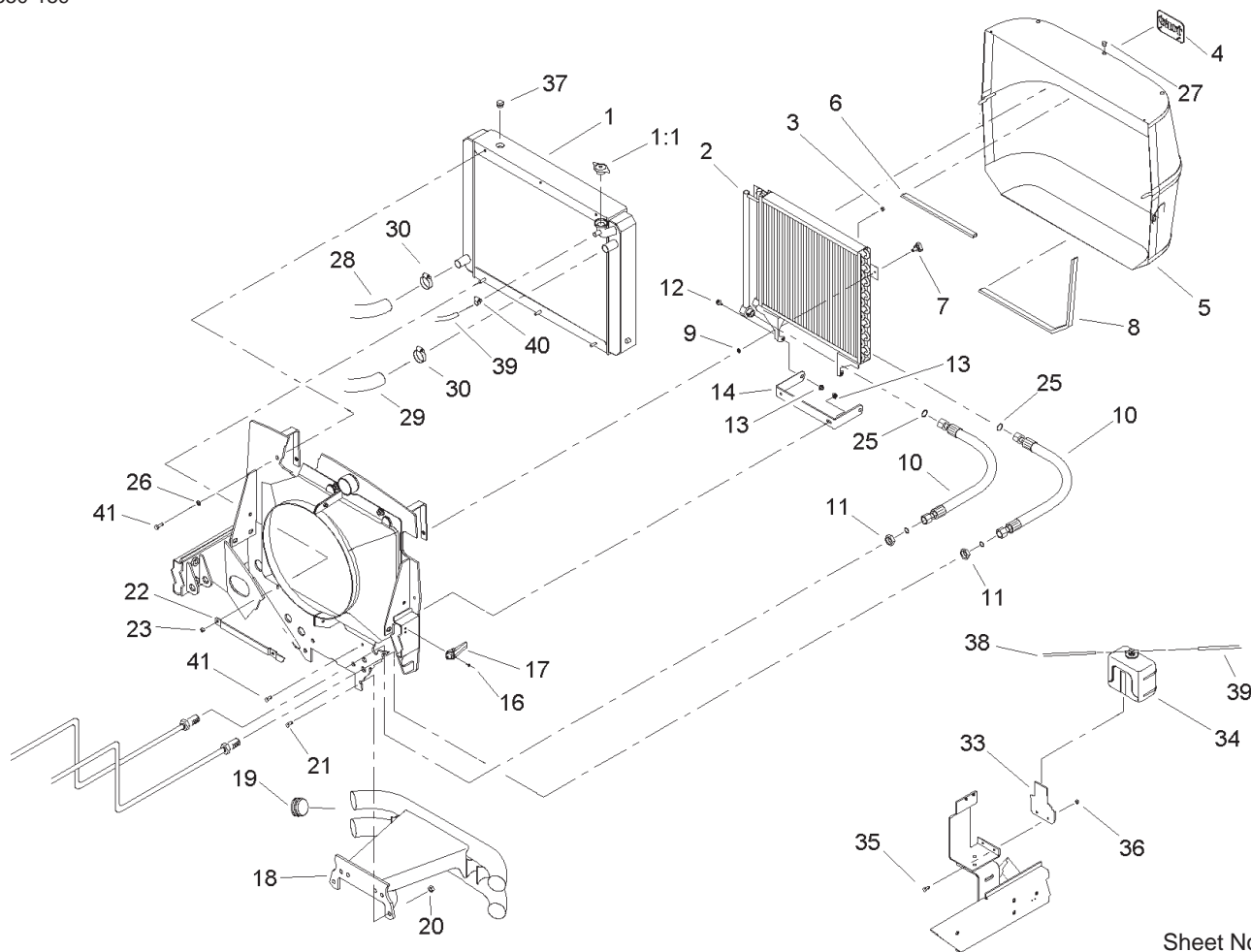


Sheet No.:17

## Radiator Support and Shroud Assembly

| Ref. No. | Part No.    | Qty. | Description         |
|----------|-------------|------|---------------------|
| 1        | 104-3783-03 | 1    | Support-Radiator    |
| 2        | 93-7553     | 1    | Seal-Hood           |
| 3        | 32148-10    | 2    | Insert-Threaded     |
| 4        | 3256-56     | 3    | Washer-Flat         |
| 5        | 32128-20    | 5    | Nut-HF              |
| 7        | 3234-5      | 2    | Screw               |
| 8        | 33118-025   | 2    | Screw-HH            |
| 9        | 3234-1      | 2    | Screw-HHF           |
| 10       | 105-0104    | 1    | Shroud-Fan, RH      |
| 11       | 105-0103    | 1    | Shroud-Fan, LH      |
| 12       | 104-5209    | 1    | Hose-Cleaner , Air  |
| 15       | 3256-27     | 2    | Washer-Flat         |
| 16       | 3230-2      | 3    | Bolt-CARR           |
| 18       | 93-6681     | 1    | Decal-W arning, Fan |

| Ref. No. | Part No. | Qty. | Description |
|----------|----------|------|-------------|
|          |          |      |             |
|          |          |      |             |
|          |          |      |             |
|          |          |      |             |
|          |          |      |             |
|          |          |      |             |
|          |          |      |             |
|          |          |      |             |
|          |          |      |             |
|          |          |      |             |

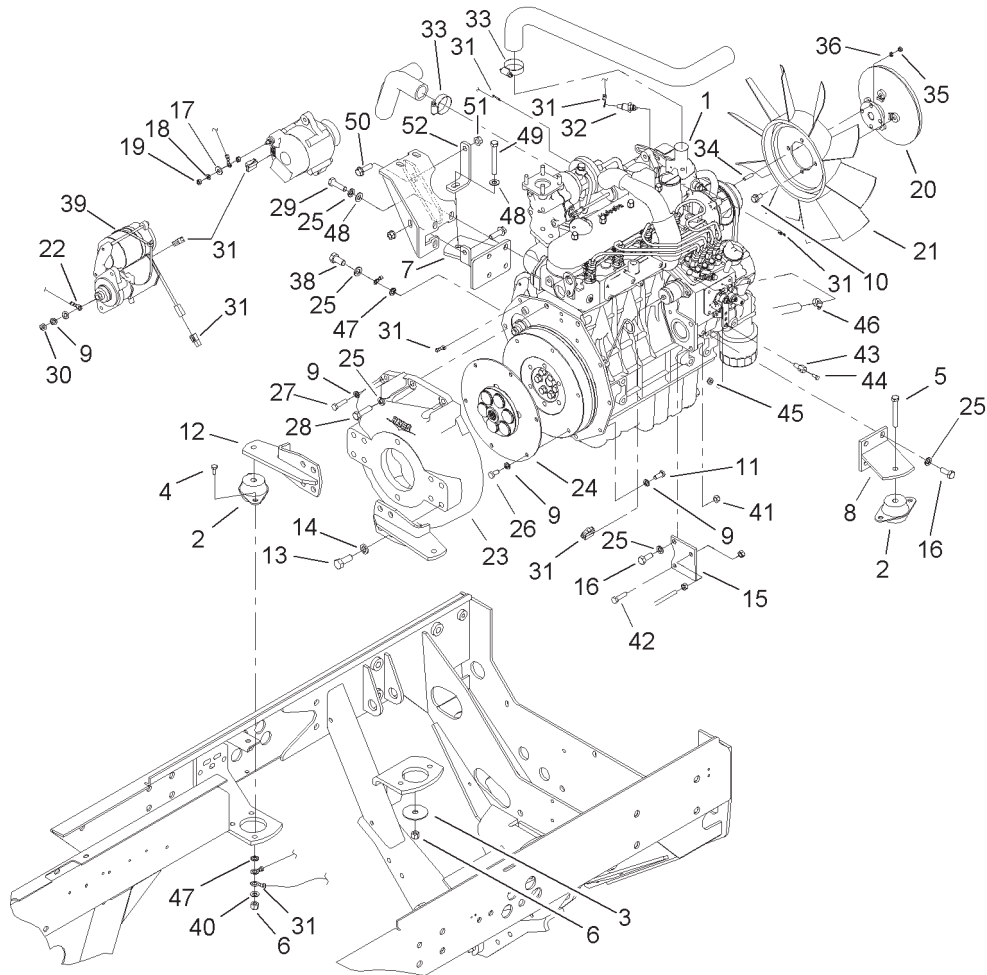


Sheet No.:18

## Radiator and Screen Assembly

| Ref. No. | Part No.    | Qty. | Description                     |
|----------|-------------|------|---------------------------------|
| 1        | 104-3780    | 1    | Radiator ASM                    |
| 1:1      | 93-5957     | 1    | Cap-Radiator                    |
| 2        | 82-3740     | 1    | Cooler-Oil                      |
| 3        | 94-2638     | 4    | Nut-T innerman                  |
| 4        | 93-6028     | 1    | Plate-Logo, Toro                |
| 5        | 92-7505-03  | 1    | Screen                          |
| 6        | 92-7631     | 1    | Seal-Screen                     |
| 7        | 77-3620     | 2    | Knob-Retainer                   |
| 8        | 93-4208     | 1    | Seal-Screen, Strip              |
| 9        | 32151-72    | 2    | Ring-Retaining                  |
| 10       | 92-7535     | 2    | Hose ASM                        |
| 11       | 340-74      | 2    | Locknut-Bulkhead                |
| 12       | 37-8771     | 2    | Bolt-Shoulder                   |
| 13       | 32128-20    | 4    | Nut-HF                          |
| 14       | 92-7516-03  | 1    | Bracket-Support,<br>Cooler Base |
| 16       | 3269-4      | 4    | Rivet-Pop                       |
| 17       | 105-9296    | 2    | Latch-Draw                      |
| 18       | 100-3758-03 | 1    | Bumper                          |
| 19       | 2410-42     | 4    | Cap-End                         |
| 20       | 3296-23     | 4    | Nut-Lock, NI                    |
| 21       | 325-6       | 4    | Screw-HH                        |
| 22       | 92-7416-03  | 1    | Strap-Radiator                  |
| 23       | 3296-29     | 3    | Nut-Lock, NI                    |
| 25       | 237-65      | 2    | O-Ring                          |
| 26       | 3256-23     | 3    | Washer-Flat                     |

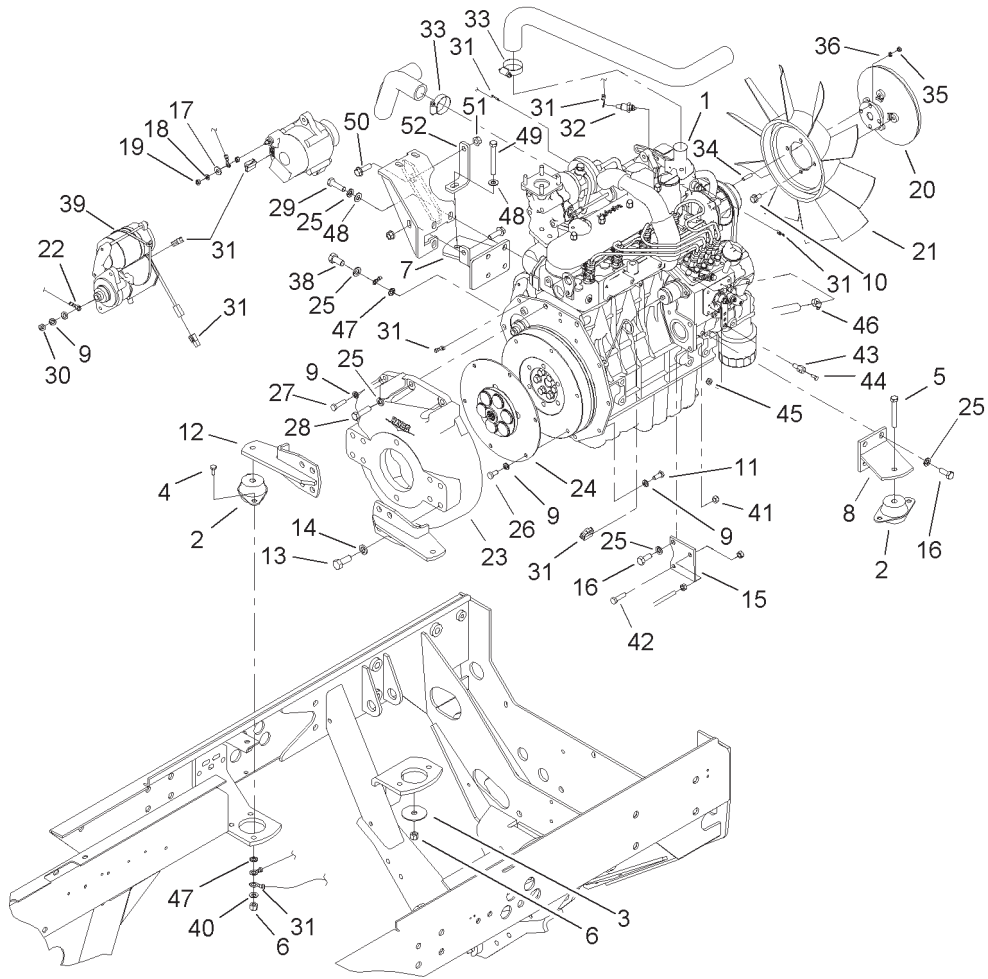
| Ref. No. | Part No. | Qty. | Description                  |
|----------|----------|------|------------------------------|
| 27       | 2410-64  | 3    | Plug-Button                  |
| 28       | 104-3781 | 1    | Hose-Radiator, Lower         |
| 29       | 104-3782 | 1    | Hose-Radiator, Upper         |
| 30       | 2412-34  | 2    | Clamp-Hose                   |
| 33       | 98-4576  | 1    | Bracket-W ater,<br>Reservoir |
| 34       | 104-9318 | 1    | Bottle-Overflow              |
| 35       | 321-4    | 2    | Screw-HH                     |
| 36       | 3296-42  | 2    | Nut-Lock, NI                 |
| 37       | 281-13   | 1    | Plug-Pipe                    |
| 38       | 98-7895  | 1    | Tube                         |
| 39       | 104-4848 | 1    | Hose-Fuel                    |
| 40       | 2412-108 | 2    | Clamp-W orm                  |
| 41       | 3234-5   | 5    | Screw                        |



Sheet No.:19

## Engine Installation Assembly

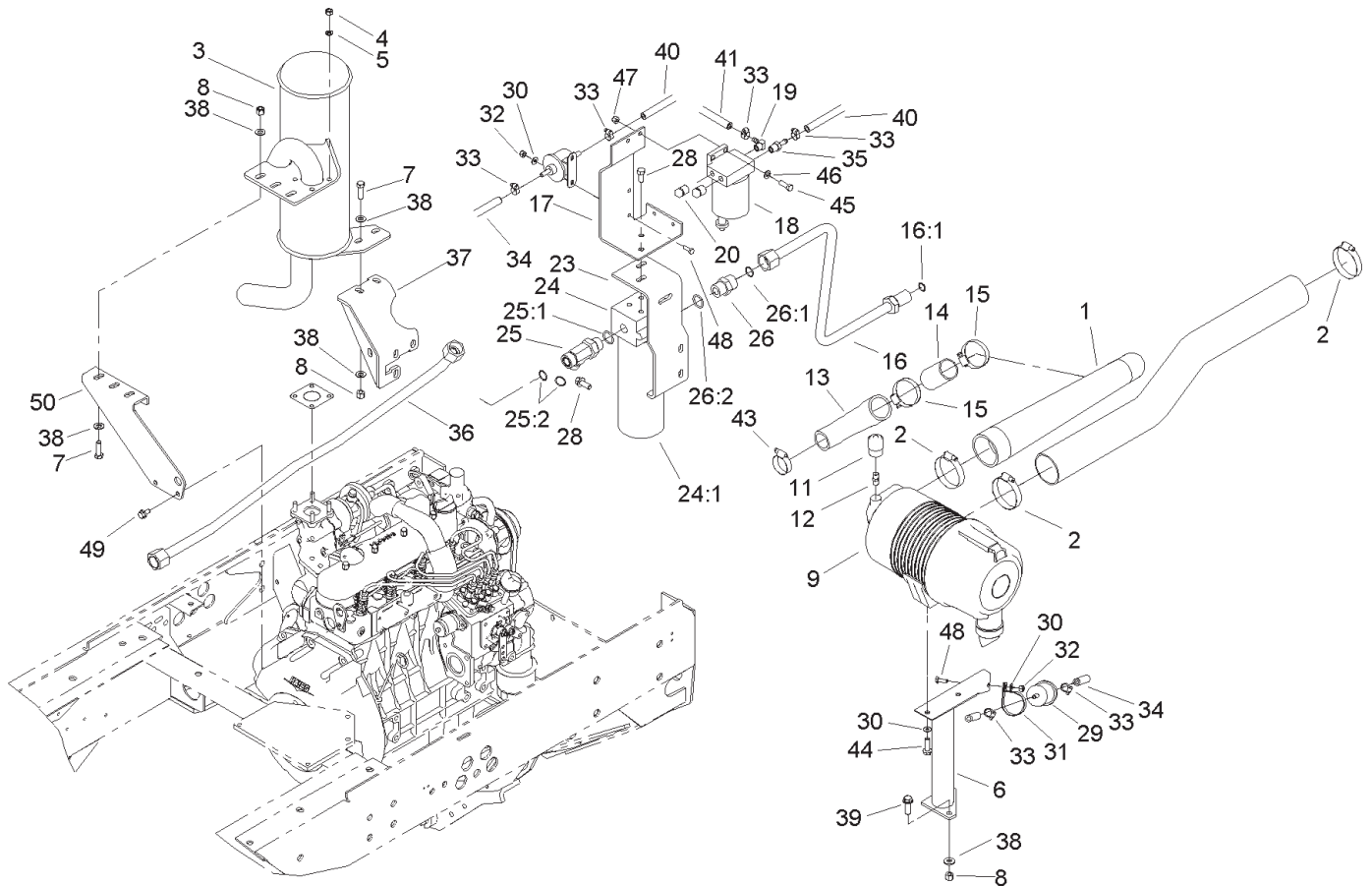
| Ref. No. | Part No.    | Qty. | Description                | Ref. No. | Part No.  | Qty. | Description           |
|----------|-------------|------|----------------------------|----------|-----------|------|-----------------------|
| 1        | 106-7050    | 1    | Engine-Kubota              | 24       | 105-0101  | 1    | Flywheel Coupling ASM |
| 2        | 53-9680     | 4    | Mount-Engine               | 25       | 42-9600   | 12   | Lockwasher-Spring     |
| 3        | 87-5100     | 4    | Washer-Snubbing            | 26       | 33114-016 | 6    | Screw-HH              |
| 4        | 323-7       | 7    | Screw-HH                   | 27       | 33114-030 | 6    | Screw-HH              |
| 5        | 323-13      | 3    | Screw-HH                   | 28       | 87-3700   | 2    | Screw-Cap, HH         |
| 6        | 3296-39     | 11   | Nut-Lock, NI               | 29       | 99-6058   | 3    | Screw-Cap             |
| 7        | 105-7914-03 | 1    | Bracket-Engine             | 30       | 57-6390   | 1    | Nut-Jam               |
| 8        | 104-3762-03 | 1    | Bracket-Engine, Front LH   | 31       | 106-5972  | 1    | Harness-Wire          |
| 9        | 42-9850     | 15   | Washer-Lock, Spring        | 32       | 98-9346   | 1    | Sender-Temperature    |
| 10       | 3234-7      | 4    | Screw-HHF                  | 33       | 2412-34   | 2    | Clamp-Hose            |
| 11       | 33114-020   | 2    | Screw-HH                   | 34       | 104-5222  | 4    | Stud                  |
| 12       | 104-3764-03 | 2    | Plate-Engine, Rear         | 35       | 33013-00  | 4    | Nut-Hex               |
| 13       | 325-5       | 8    | Screw-HH                   | 36       | 3253-18   | 4    | Washer-Lock/Sp        |
| 14       | 3253-7      | 8    | Washer-Lock                | 38       | 43-0090   | 1    | Screw-HH              |
| 15       | 104-3778-03 | 1    | Plate-Throttle             | 39       | 3290-379  | 2    | Tie-Cable             |
| 16       | 63-7790     | 6    | Screw-Cap                  | 40       | 3256-3    | 1    | Washer-Flat           |
| 17       | 3256-78     | 1    | Washer-Flat                | 41       | 33024-00  | 1    | Nut-Lock              |
| 18       | 43-5930     | 1    | Washer-Spring              | 42       | 33114-030 | 1    | Screw-HH              |
| 19       | 48-7890     | 1    | Nut                        | 43       | 98-9311   | 1    | Swivel-Throttle       |
| 20       | 105-0129    | 1    | Clutch-Fan                 | 44       | 25-8640   | 1    | Screw-HH              |
| 21       | 74-3650     | 1    | Fan                        | 45       | 3296-20   | 1    | Nut-Lock, NI          |
| 22       | 99-3441     | 1    | Harness-Wire, Fusible Link | 46       | 2412-108  | 2    | Clamp-Worm            |
| 23       | 105-0100    | 1    | Flywheel Housing ASM       | 47       | 3255-9    | 2    | Washer-Lock, Ext      |
|          |             |      |                            | 48       | 48-9220   | 4    | Washer                |
|          |             |      |                            | 49       | 323-14    | 1    | Screw-HH              |



Sheet No.:19

## Engine Installation Assembly (Continued)

| Ref. No. | Part No.    | Qty. | Description     | Ref. No. | Part No. | Qty. | Description |
|----------|-------------|------|-----------------|----------|----------|------|-------------|
| 50       | 66-9300     | 2    | Screw-HF        |          |          |      |             |
| 51       | 32128-21    | 2    | Nut-HF          |          |          |      |             |
| 52       | 105-7931-03 | 1    | Bracket-Support |          |          |      |             |
|          |             |      |                 |          |          |      |             |
|          |             |      |                 |          |          |      |             |
|          |             |      |                 |          |          |      |             |
|          |             |      |                 |          |          |      |             |
|          |             |      |                 |          |          |      |             |
|          |             |      |                 |          |          |      |             |
|          |             |      |                 |          |          |      |             |
|          |             |      |                 |          |          |      |             |

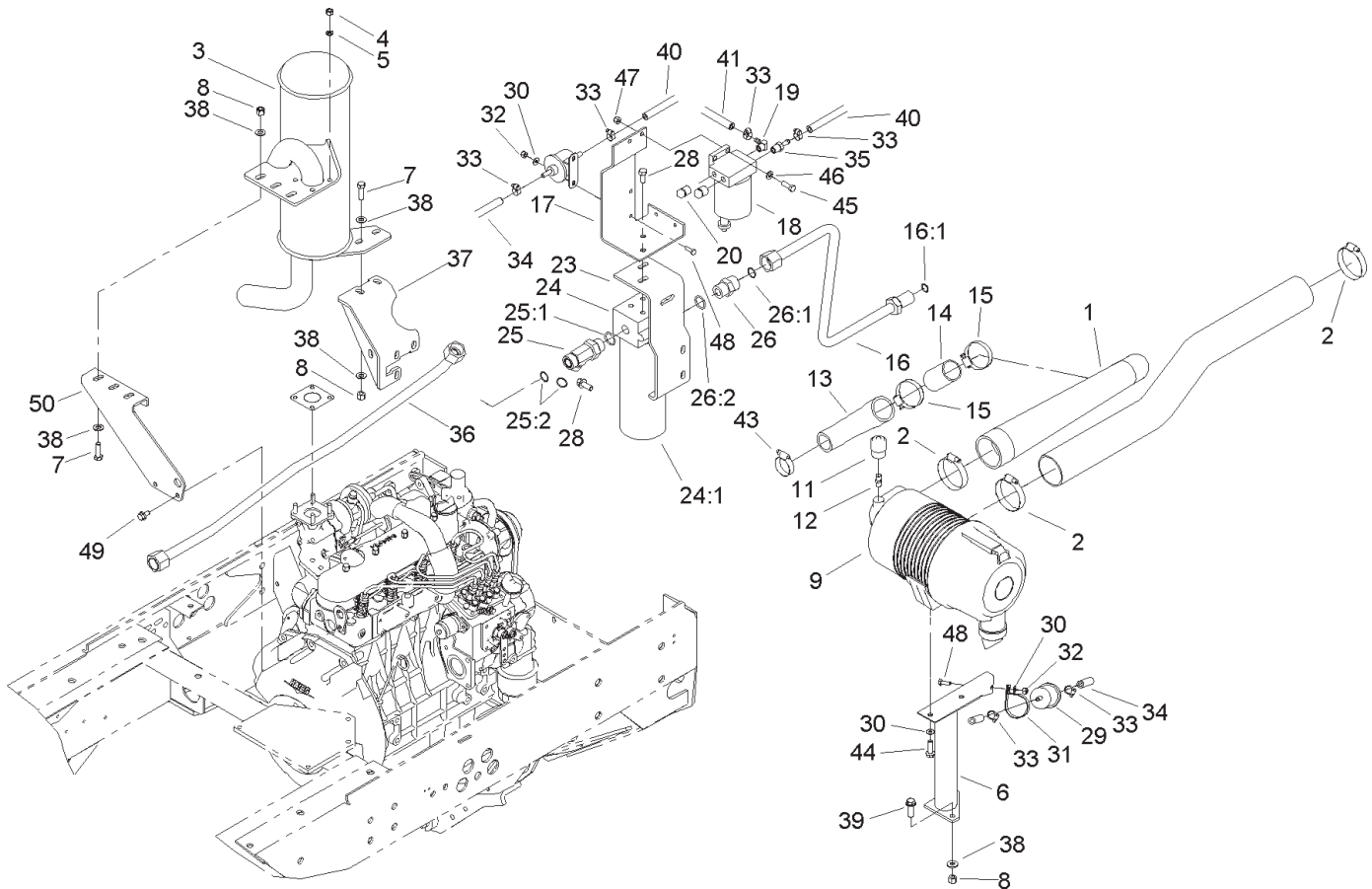


Sheet No.:20

## Hydraulic Filter, Filter Pump, Fuel Filter and Air Cleaner Assembly

| Ref. No. | Part No.    | Qty. | Description              |
|----------|-------------|------|--------------------------|
| 1        | 104-5208    | 1    | Hose-T urbo, Air Cleaner |
| 2        | 2412-125    | 3    | Clamp-Hose               |
| 3        | 105-9260    | 1    | Muffler ASM              |
| 4        | 33014-00    | 4    | Nut-Hex                  |
| 5        | 42-9850     | 6    | Washer-Lock, Spring      |
| 6        | 106-7792-03 | 1    | Support-Filter , Air     |
| 7        | 323-7       | 5    | Screw-HH                 |
| 8        | 3296-39     | 7    | Nut-Lock, NI             |
| 9        | 100-2597    | 1    | Air Filter ASM           |
| 11       | 93-9164     | 1    | Indicator-Mini           |
| 12       | 94-1416     | 1    | Indicator Adapter ASM    |
| 13       | 104-5207    | 1    | Hose-T urbo              |
| 14       | 104-5214    | 1    | Spacer-T ubular          |
| 15       | 2412-92     | 2    | Clamp-Hose               |
| 16       | 104-3742    | 1    | HYD Filter Tube ASM      |
| 16:1     | 237-65      | 1    | O-Ring                   |
| 17       | 104-3776-03 | 1    | Bracket-Separator , Fuel |
| 18       | 98-9305     | 1    | Water/Fuel Filter ASM    |
| 19       | 353-781     | 1    | Fitting-Elbow            |
| 20       | 281-13      | 2    | Plug-Pipe                |
| 23       | 104-5213-03 | 1    | Bracket-Filter , Oil     |
| 24       | 94-2620     | 1    | Oil Filter ASM           |

| Ref. No. | Part No.    | Qty. | Description           |
|----------|-------------|------|-----------------------|
| 24:1     | 94-2621     | 1    | Element-Filter        |
| 25       | 340-148     | 1    | Fitting-Tee           |
| 25:1     | 237-81      | 1    | O-Ring                |
| 25:2     | 237-58      | 2    | O-Ring                |
| 26       | 340-9       | 1    | Fitting-HYD, Straight |
| 26:1     | 237-58      | 1    | O-Ring                |
| 26:2     | 237-81      | 1    | O-Ring                |
| 28       | 3234-25     | 4    | Bolt-HF               |
| 29       | 98-7612     | 1    | Filter-Fuel           |
| 30       | 3256-1      | 5    | Washer-Flat           |
| 31       | 2412-147    | 1    | Clamp                 |
| 32       | 3296-42     | 3    | Nut-Lock, NI          |
| 33       | 2412-108    | 6    | Clamp-W orm           |
| 34       | 93-2043     | 1    | Hose-Fuel             |
| 35       | 353-783     | 1    | Fitting               |
| 36       | 104-3749    | 1    | HYD Tube ASM          |
| 37       | 105-7910-03 | 1    | Support-Muf fler      |
| 38       | 3256-56     | 12   | Washer-Flat           |
| 39       | 3234-24     | 2    | Screw-HHF             |
| 40       | 92-9283     | 1    | Hose-Fuel             |
| 41       | 63-7627     | 1    | Hose-Fuel             |
| 43       | 2412-3      | 1    | Clamp-Hose            |
| 44       | 33104-030   | 2    | Screw-HHF             |
| 45       | 322-5       | 2    | Screw-HH              |

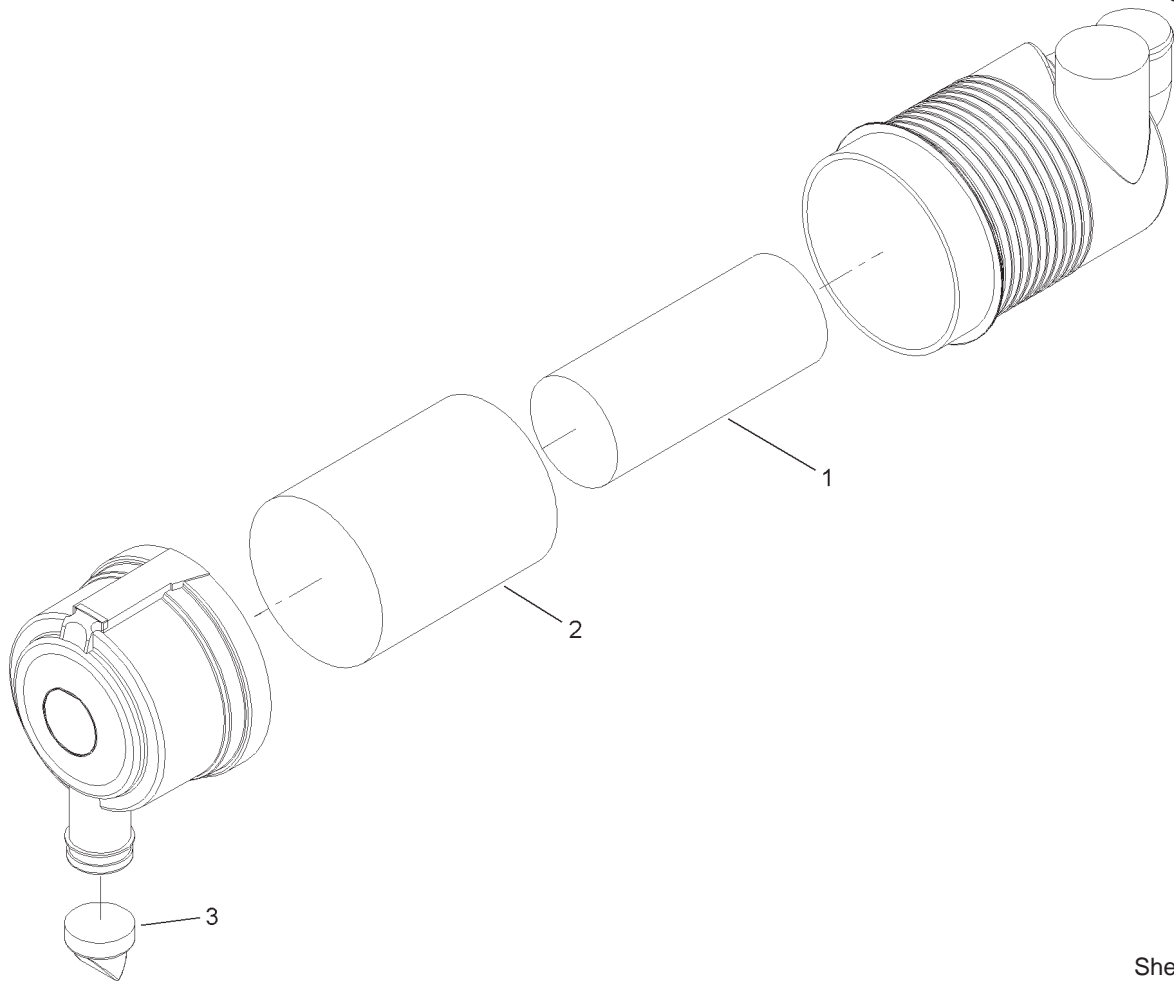


Sheet No.:20

## Hydraulic Filter, Filter Pump, Fuel Filter and Air Cleaner Assembly (Continued)

| Ref. No. | Part No.    | Qty. | Description             |
|----------|-------------|------|-------------------------|
| 46       | 3256-23     | 2    | Washer-Flat             |
| 47       | 3296-29     | 2    | Nut-Lock, NI            |
| 48       | 321-4       | 3    | Screw-HH                |
| 49       | 33114-016   | 2    | Screw-HH                |
| 50       | 105-9258-03 | 1    | Bracket-Muf fler, Upper |

| Ref. No. | Part No. | Qty. | Description |
|----------|----------|------|-------------|
|          |          |      |             |

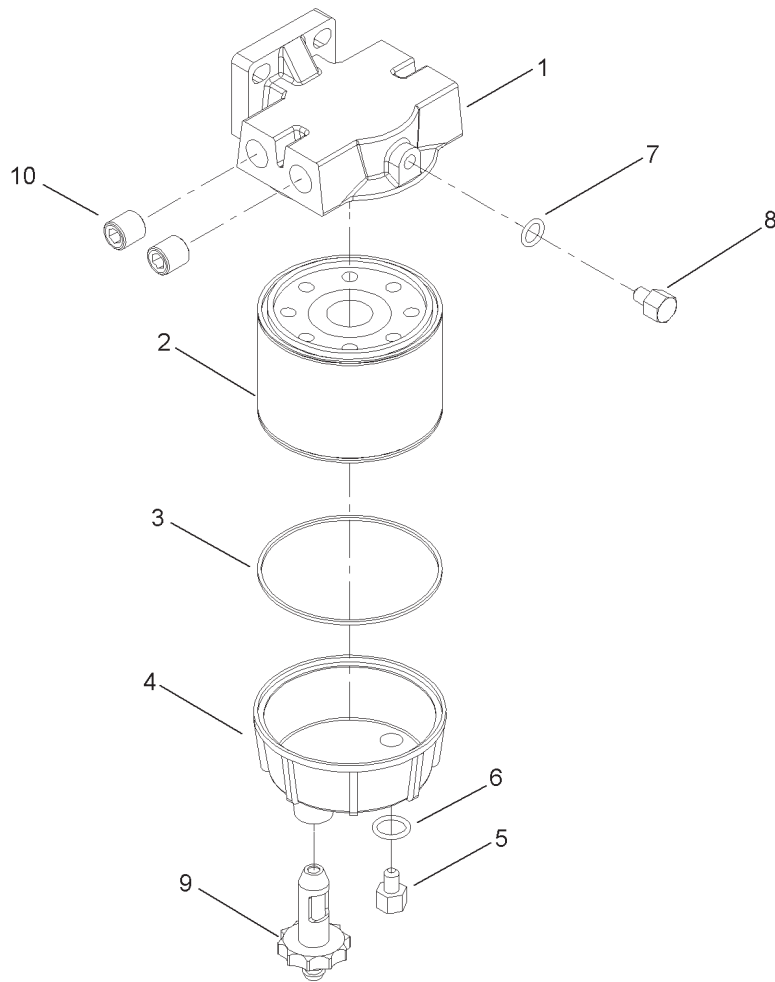


Sheet No.:B4

### Air Filter Assembly No. 100-2597

| Ref. No. | Part No. | Qty. | Description      |
|----------|----------|------|------------------|
| 1        | 93-9162  | 1    | Filter-Primary   |
| 2        | 93-9163  | 1    | Filter-Secondary |
| 3        | 94-1414  | 1    | Valve-Vacuator   |

| Ref. No. | Part No. | Qty. | Description |
|----------|----------|------|-------------|
|          |          |      |             |
|          |          |      |             |
|          |          |      |             |

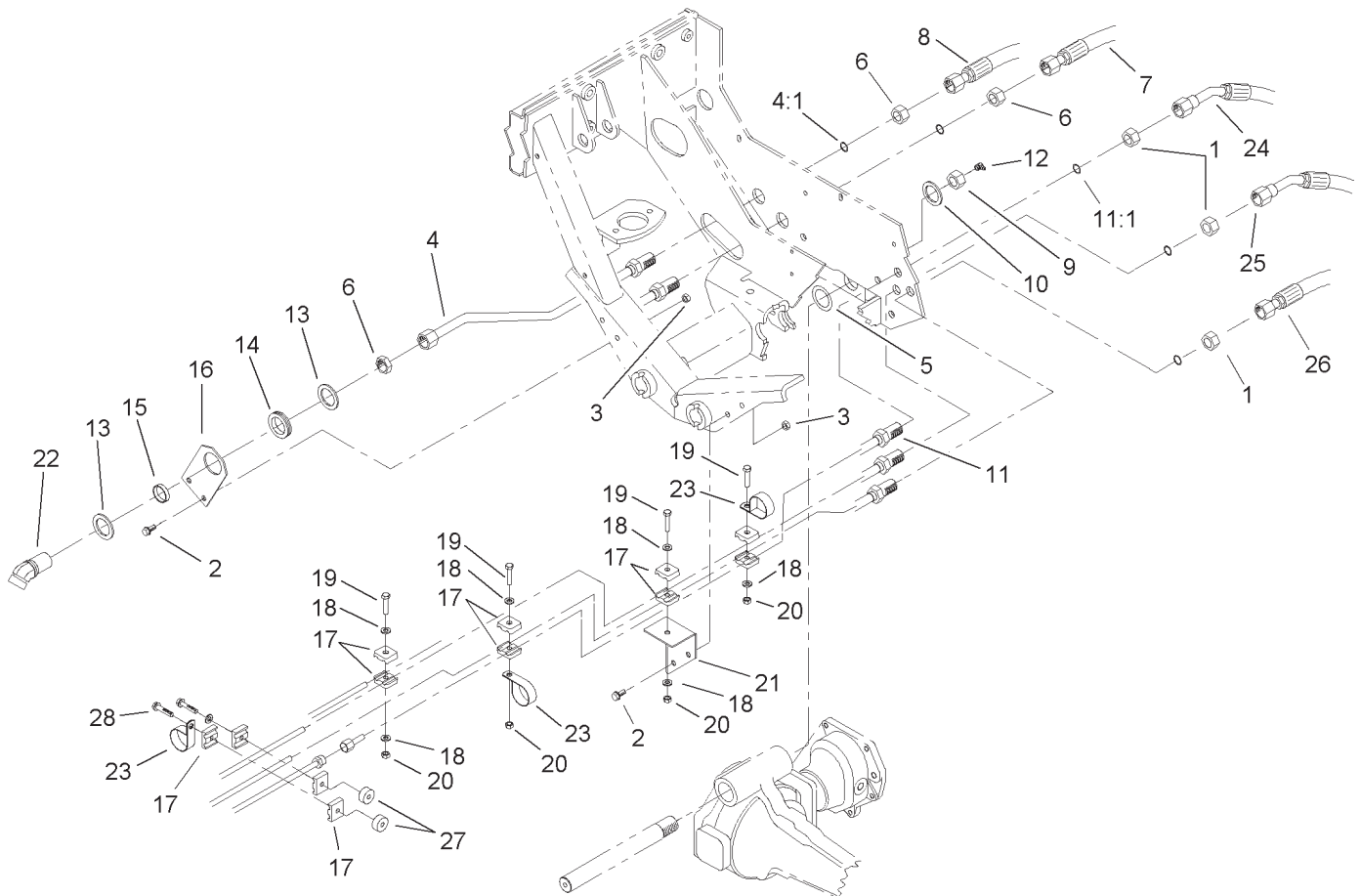


Sheet No.:B5

## Water/Fuel Filter Assembly No. 98-9305

| Ref. No. | Part No. | Qty. | Description         |
|----------|----------|------|---------------------|
| 1        | 98-9772  | 1    | Head-Filter         |
| 2        | 98-9764  | 1    | Element             |
| 3        | 98-9774  | 1    | O-Ring-Base, Filter |
| 4        | 98-9775  | 1    | Base-Filter         |
| 5        | 98-9773  | 1    | Plug-Base, Filter   |
| 6        | 237-42   | 1    | O-Ring              |
| 7        | 237-78   | 1    | O-Ring              |
| 8        | 98-9776  | 1    | Plug-Head, Filter   |
| 9        | 98-9777  | 1    | Drain Valve ASM     |
| 10       | 285-22   | 2    | Plug-Pipe           |

| Ref. No. | Part No. | Qty. | Description |
|----------|----------|------|-------------|
|          |          |      |             |
|          |          |      |             |
|          |          |      |             |
|          |          |      |             |
|          |          |      |             |
|          |          |      |             |
|          |          |      |             |
|          |          |      |             |
|          |          |      |             |
|          |          |      |             |

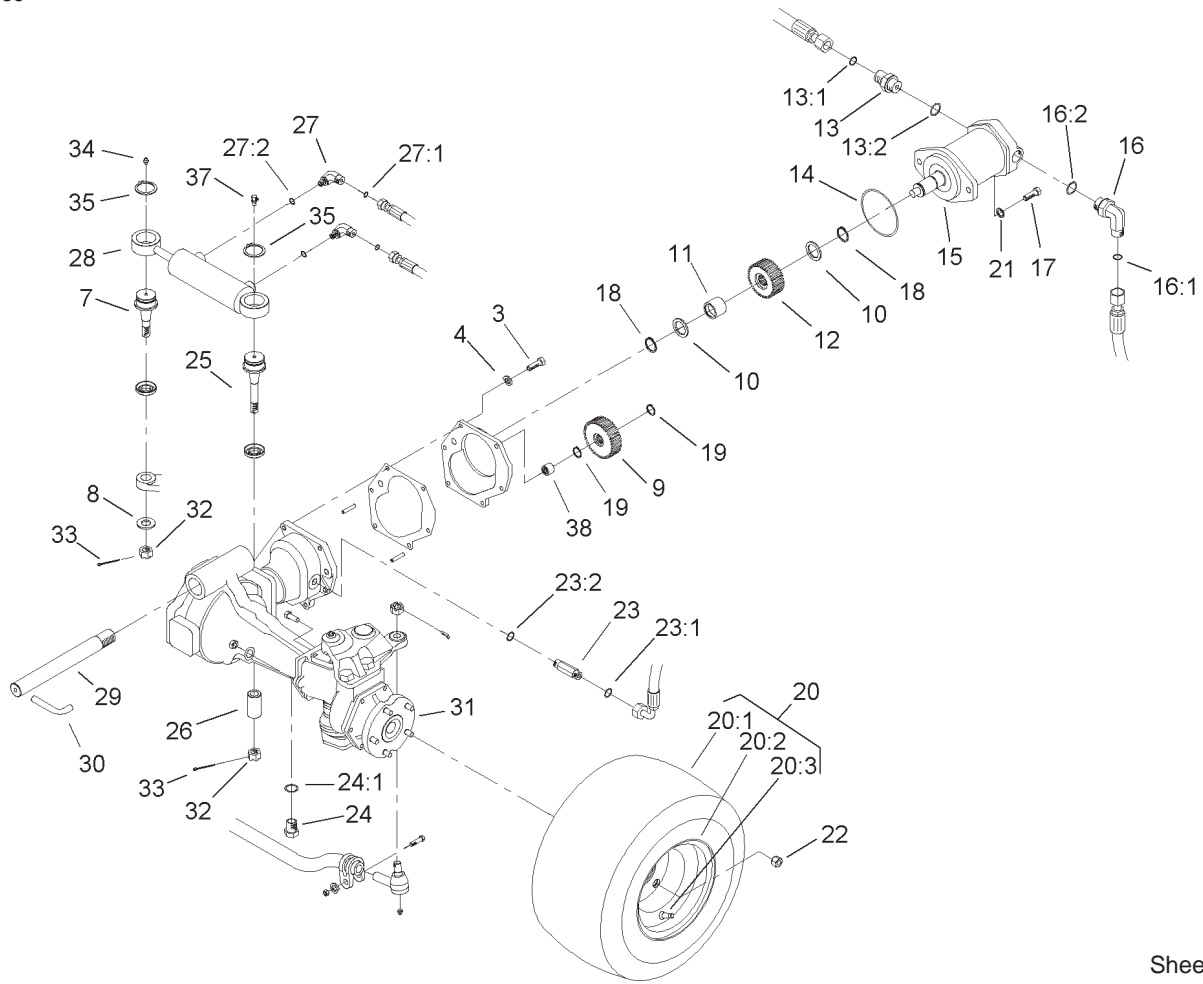


Sheet No.:21

## Rear Hydraulic Assembly

| Ref. No. | Part No.    | Qty. | Description        |
|----------|-------------|------|--------------------|
| 1        | 340-70      | 3    | Nut-Lock           |
| 2        | 323-6       | 4    | Screw-HH           |
| 3        | 32128-21    | 4    | Nut-HF             |
| 4        | 104-3735    | 1    | HYD Tube ASM       |
| 4:1      | 237-58      | 1    | O-Ring             |
| 5        | 98-3867     | 2    | Washer-Thrust      |
| 6        | 340-126     | 3    | Nut-Bulkhead       |
| 7        | 92-7537     | 1    | Hose ASM           |
| 8        | 92-7536     | 1    | Hose ASM           |
| 9        | 3296-68     | 1    | Nut-Lock, NI       |
| 10       | 92-1765     | 1    | Washer-Thrust      |
| 11       | 104-3729    | 1    | HYD Tube Drain ASM |
| 11:1     | 237-22      | 1    | O-Ring             |
| 12       | 302-33      | 1    | Fitting-Grease     |
| 13       | 69-8910     | 2    | Washer             |
| 14       | 240-7       | 1    | Grommet-Rubber     |
| 15       | 69-8900     | 1    | Spacer             |
| 16       | 104-3774-03 | 1    | Bracket-Bulkhead   |
| 17       | 56-7973     | 12   | Clamp-Tube         |
| 18       | 3256-23     | 6    | Washer-Flat        |
| 19       | 322-7       | 4    | Screw-HH           |
| 20       | 3296-47     | 4    | Nut-Lock, NI       |
| 21       | 104-3752-03 | 1    | Bracket-Clamp      |
| 22       | 92-7646     | 1    | Fitting-45 °       |
| 23       | 2412-147    | 4    | Clamp              |
| 24       | 92-7534     | 1    | Hose ASM           |

| Ref. No. | Part No. | Qty. | Description    |
|----------|----------|------|----------------|
| 25       | 92-7539  | 1    | Hose ASM       |
| 26       | 92-7538  | 1    | Hose ASM       |
| 27       | 80-8660  | 2    | Spacer-Coupler |
| 28       | 32104-37 | 2    | Screw-HWH      |



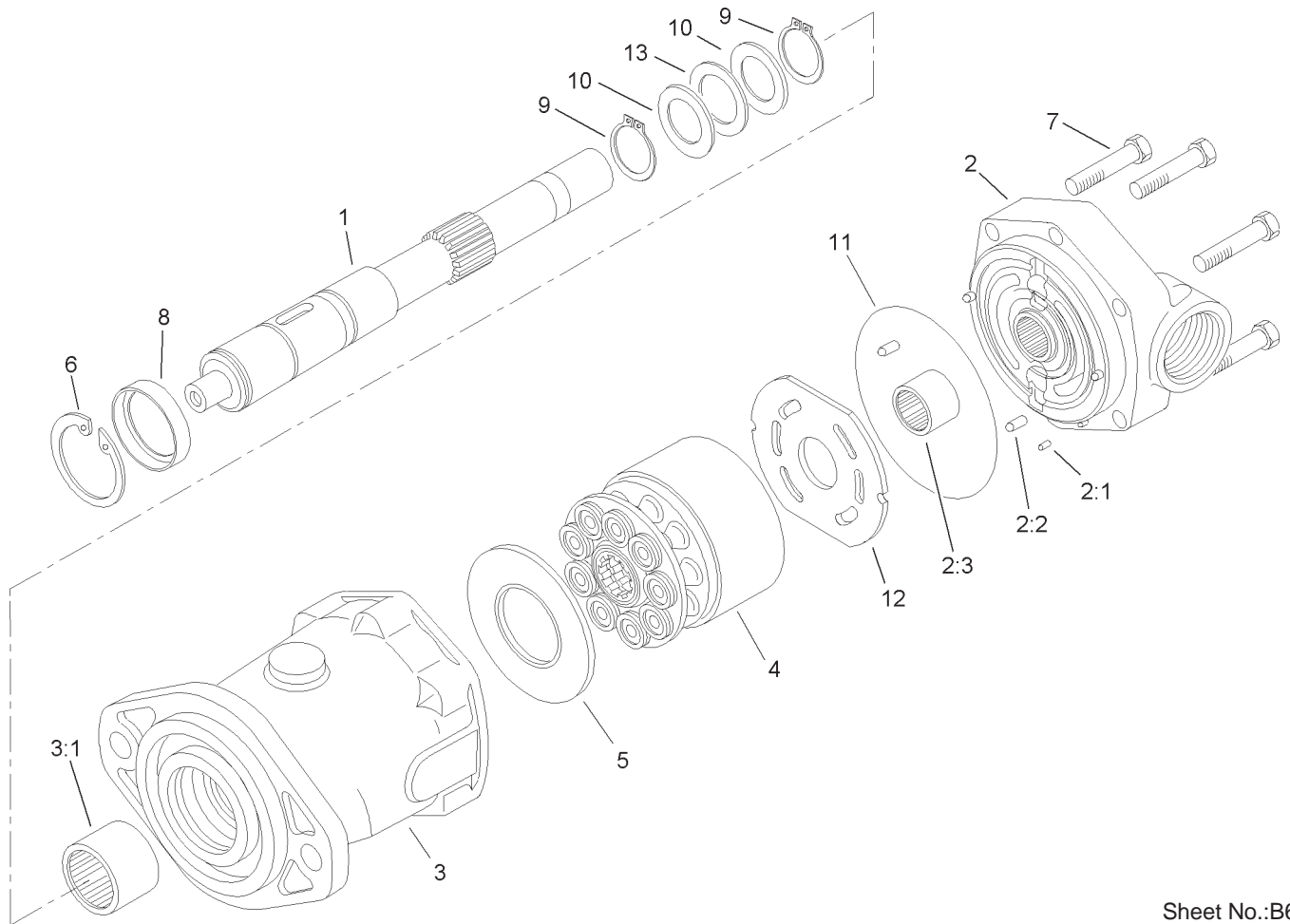
Sheet No.:22

## Four Wheel Drive Axle Assembly

| Ref. No. | Part No.   | Qty. | Description            |
|----------|------------|------|------------------------|
| 3        | 33114-025  | 6    | Screw-HH               |
| 4        | 3253-4     | 6    | Washer-Lock            |
| 7        | 92-5838-01 | 1    | Joint-Ball             |
| 8        | 92-5836    | 1    | Washer                 |
| 9        | 100-3774   | 1    | Gear-Driven, 10 Pitch  |
| 10       | 71-4590    | 2    | Washer-Thrust          |
| 11       | 71-4580    | 1    | Bearing                |
| 12       | 100-3775   | 1    | Gear-Driver , 10 Pitch |
| 13       | 340-9      | 1    | Fitting-HYD, Straight  |
| 13:1     | 237-58     | 1    | O-Ring                 |
| 13:2     | 237-81     | 1    | O-Ring                 |
| 14       | 237-166    | 1    | O-Ring                 |
| 15       | 92-7386    | 1    | HYD Motor ASM          |
| 16       | 340-142    | 1    | Fitting-HYD, 90°       |
| 16:1     | 237-58     | 1    | O-Ring                 |
| 16:2     | 237-81     | 1    | O-Ring                 |
| 17       | 325-7      | 2    | Screw-HH               |
| 18       | 32151-96   | 2    | Ring-Retaining         |
| 19       | 32120-15   | 2    | Ring-Snap, Ext         |
| ☆20      |            | 2    | Tire And Wheel ASM     |
| 20:1     | 86-5910    | 1    | Tire                   |
| 20:2     | 100-2582   | 1    | Rim                    |
| 20:3     | 232-27     | 1    | Stem-V alve            |
| 21       | 3256-26    | 2    | Washer-Flat            |
| 22       | 93-5268    | 10   | Nut-Lug                |
| 23       | 340-2      | 1    | Fitting-HYD, Straight  |

| Ref. No. | Part No. | Qty. | Description            |
|----------|----------|------|------------------------|
| 23:1     | 237-22   | 1    | O-Ring                 |
| 23:2     | 237-42   | 1    | O-Ring                 |
| 24       | 353-989  | 1    | Plug-Hex, Hollow       |
| 24:1     | 237-42   | 1    | O-Ring                 |
| 25       | 100-3795 | 1    | Joint-Ball             |
| 26       | 100-3796 | 1    | Spacer-Joint, Ball     |
| 27       | 340-97   | 2    | Fitting-HYD, 90°       |
| 27:1     | 237-22   | 1    | O-Ring                 |
| 27:2     | 237-78   | 1    | O-Ring                 |
| 28       | 98-3806  | 1    | HYD Cylinder ASM       |
| 29       | 100-3770 | 1    | Pin-Axle, Pivot        |
| 30       | 100-3771 | 1    | Pin-Stop               |
| 31       | 100-3784 | 1    | Drive Axle ASM         |
| 32       | 32136-14 | 2    | Nut-SHH                |
| 33       | 3272-1 1 | 2    | Pin-Cotter             |
| 34       | 302-5    | 1    | Fitting-Grease         |
| 35       | 94-9973  | 2    | Ring-Retaining         |
| 37       | 302-60   | 1    | Fitting-Grease         |
| 38       | 74-5700  | 1    | Bearing-Needle, Roller |

☆ Not serviced separately



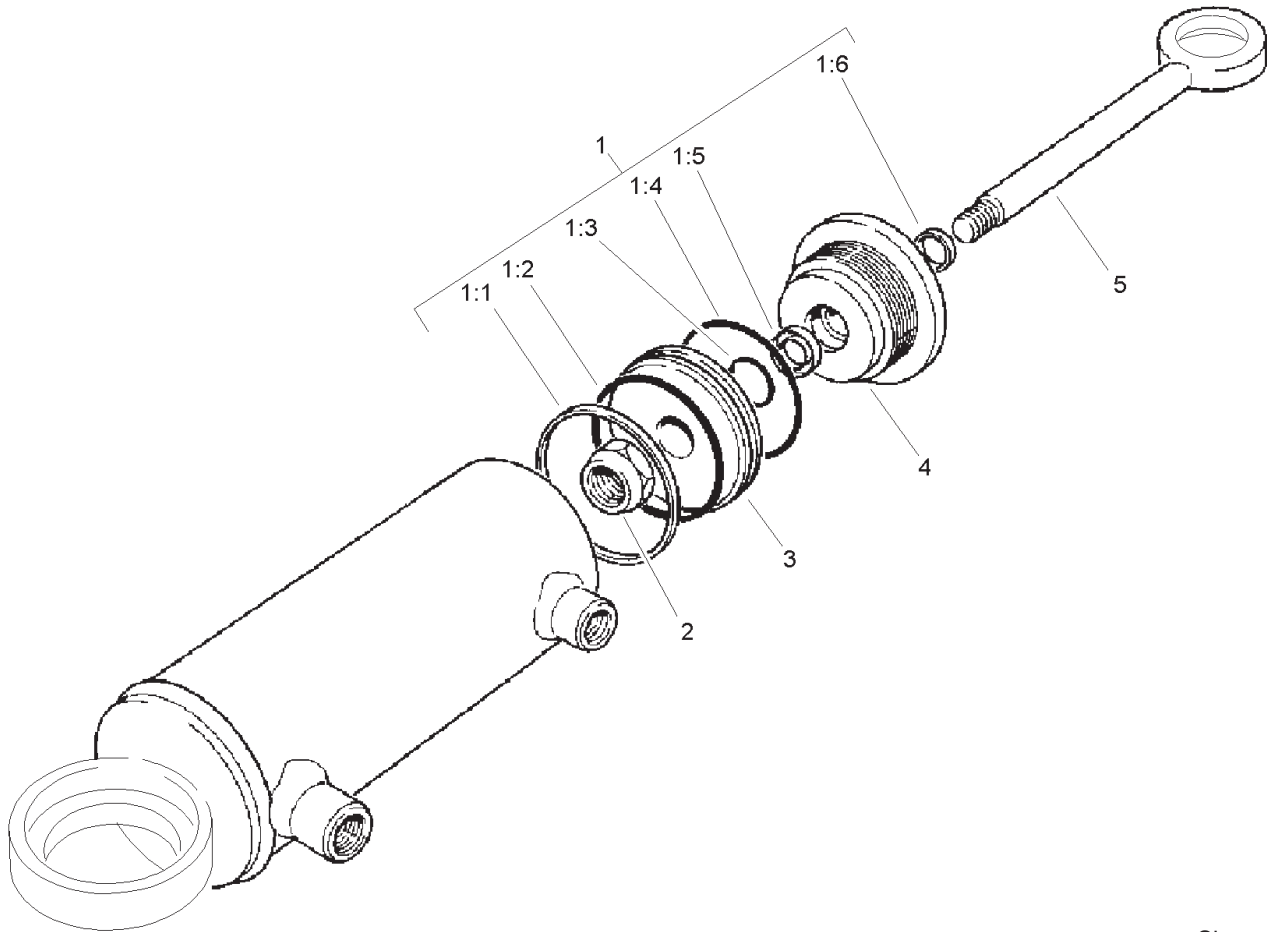
Sheet No.:B6

## Hydraulic Motor Assembly No. 92-7386

| Ref. No. | Part No. | Qty. | Description       |
|----------|----------|------|-------------------|
| 1        | 76-6930  | 1    | Shaft-Drive       |
| 2        | 94-3000  | 1    | Backplate ASM     |
| ☆2:1     |          | 3    | Pin-Dowel         |
| ☆2:2     |          | 1    | Pin-Dowel         |
| ☆2:3     |          | 1    | Bearing-Needle    |
| 3        | 94-3001  | 1    | Housing ASM       |
| ☆3:1     |          | 1    | Bearing-Needle    |
| 4        | 76-6910  | 1    | Rotating Kit      |
| 5        | 76-6970  | 1    | Insert-Plate, Cam |
| 6        | 76-7010  | 1    | Ring-Retaining    |
| 7        | 94-3002  | 6    | Capscrew          |
| 8        | 76-7020  | 1    | Spacer            |
| 9        | 76-7000  | 2    | Ring-Retaining    |
| 10       | 76-6950  | 2    | Race-Thrust       |
| 11       | 76-6980  | 1    | O-Ring            |
| 12       | 94-3003  | 1    | Plate-V valve     |
| 13       | 76-6960  | 1    | Bearing-Thrust    |

| Ref. No. | Part No. | Qty. | Description |
|----------|----------|------|-------------|
|          |          |      |             |
|          |          |      |             |
|          |          |      |             |
|          |          |      |             |
|          |          |      |             |
|          |          |      |             |
|          |          |      |             |
|          |          |      |             |
|          |          |      |             |
|          |          |      |             |
|          |          |      |             |
|          |          |      |             |
|          |          |      |             |
|          |          |      |             |
|          |          |      |             |
|          |          |      |             |
|          |          |      |             |
|          |          |      |             |
|          |          |      |             |
|          |          |      |             |
|          |          |      |             |
|          |          |      |             |
|          |          |      |             |

☆ Not serviced separately



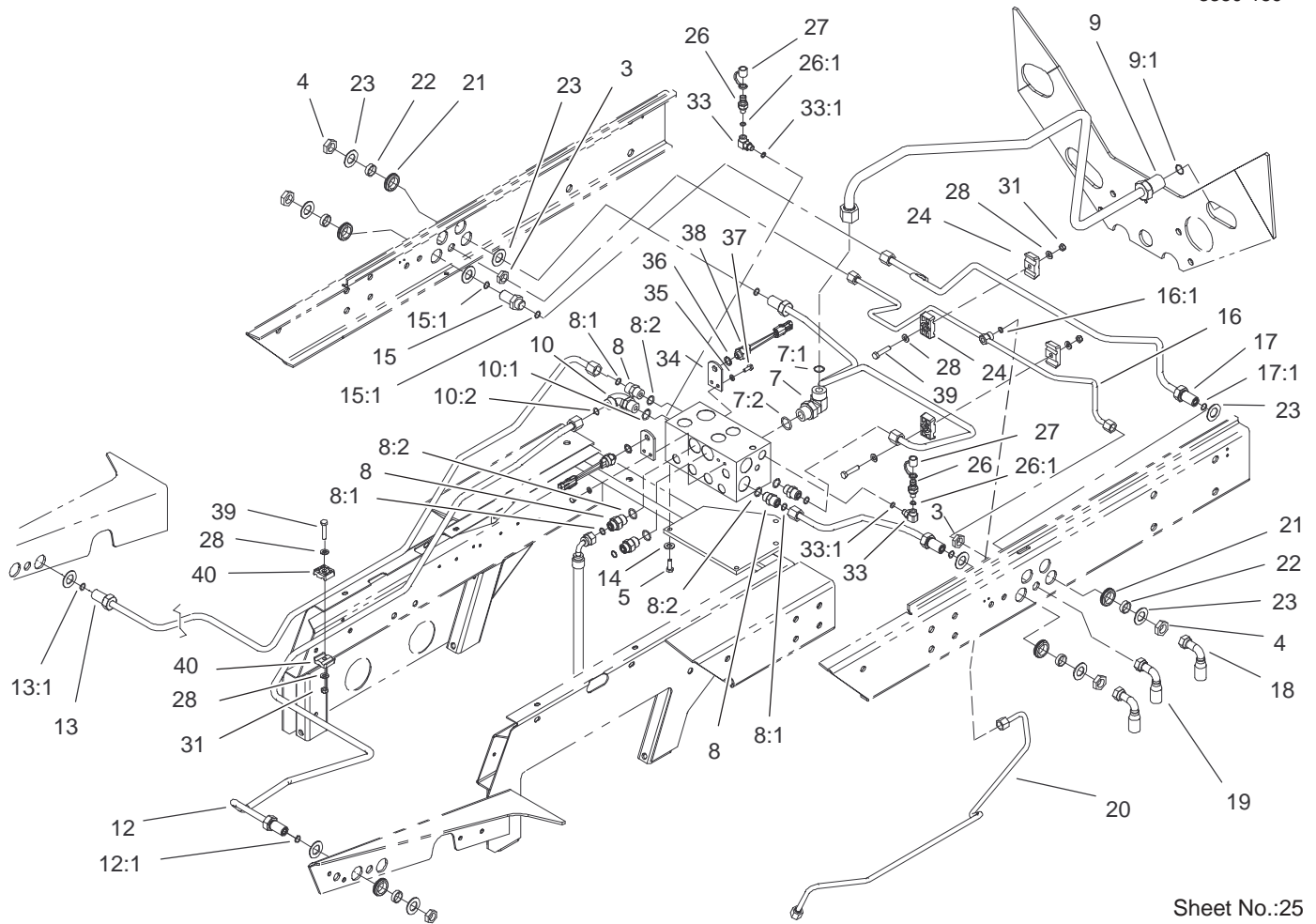
Sheet No.:B7

### Hydraulic Cylinder Assembly No. 98-3806

| Ref. No. | Part No. | Qty. | Description |
|----------|----------|------|-------------|
| 1        | 92-6593  | 1    | Seal Kit    |
| ☆1:1     |          | 1    | Seal        |
| ☆1:2     |          | 1    | O-Ring      |
| ☆1:3     |          | 1    | O-Ring      |
| ☆1:4     |          | 1    | O-Ring      |
| ☆1:5     |          | 1    | U-Cup       |
| ☆1:6     |          | 1    | Wiper       |
| ☆2       |          | 1    | Locknut     |
| ☆3       |          | 1    | Piston      |
| ☆4       |          | 1    | Gland       |
| ☆5       |          | 1    | Rod ASM     |

| Ref. No. | Part No. | Qty. | Description |
|----------|----------|------|-------------|
|          |          |      |             |

☆ Not serviced separately

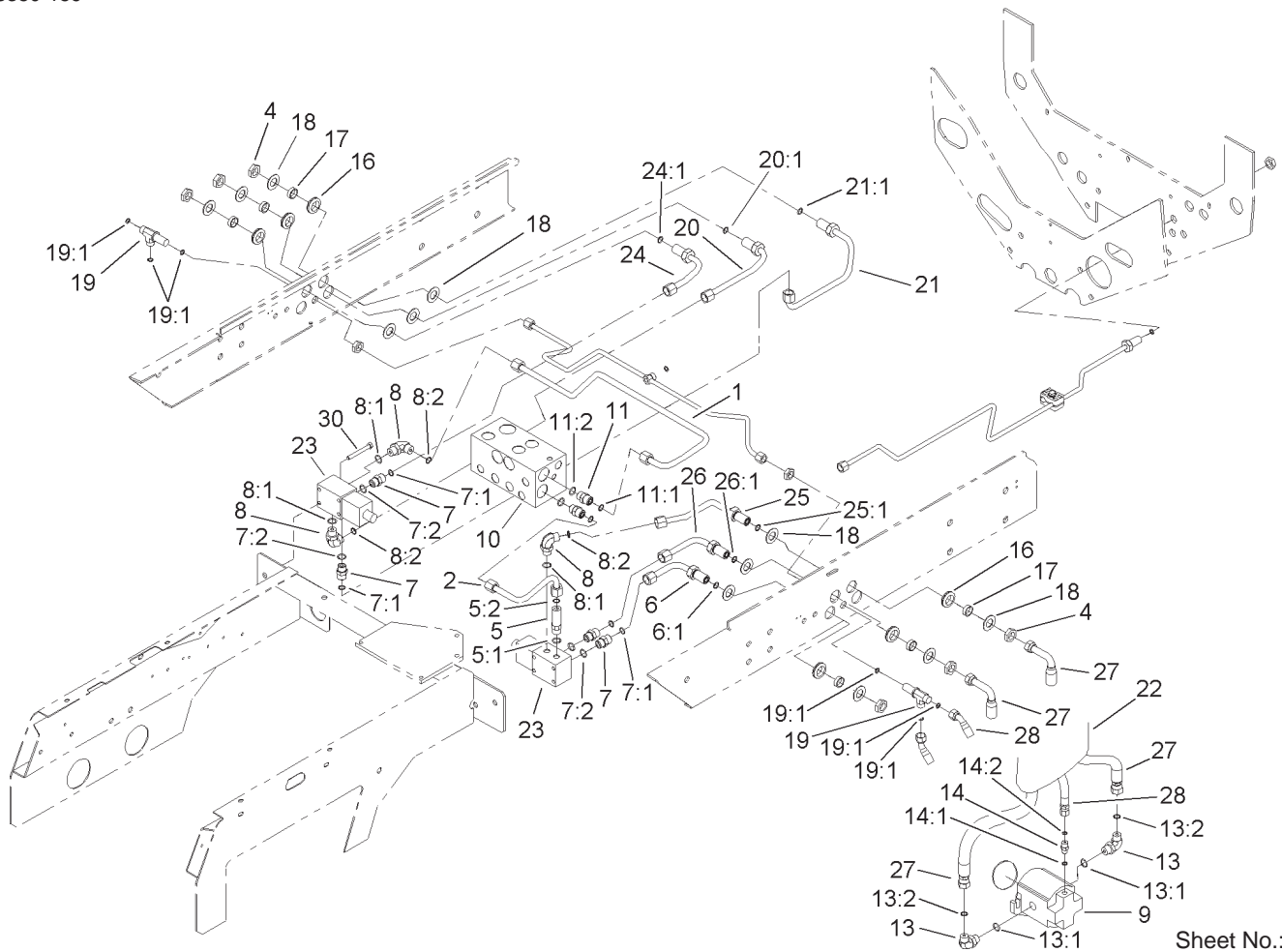


Sheet No.:25

## Rear Hydraulic Control Block Assembly

| Ref. No. | Part No. | Qty. | Description           |
|----------|----------|------|-----------------------|
| 3        | 340-70   | 2    | Nut-Lock              |
| 4        | 340-127  | 4    | Nut-Bulkhead          |
| 5        | 322-4    | 2    | Screw-HH              |
| 7        | 340-142  | 1    | Fitting-HYD, 90°      |
| 7:1      | 237-58   | 1    | O-Ring                |
| 7:2      | 237-81   | 1    | O-Ring                |
| 8        | 340-6    | 5    | Fitting-HYD, Straight |
| 8:1      | 237-30   | 1    | O-Ring                |
| 8:2      | 237-80   | 1    | O-Ring                |
| 9        | 104-3734 | 1    | HYD Cooler Tube ASM   |
| 9:1      | 237-65   | 1    | O-Ring                |
| 10       | 340-105  | 1    | Fitting-HYD, 90°      |
| 10:1     | 237-80   | 1    | O-Ring                |
| 10:2     | 237-30   | 1    | O-Ring                |
| 12       | 104-3741 | 1    | HYD Tube ASM          |
| 12:1     | 237-30   | 1    | O-Ring                |
| 13       | 104-3739 | 1    | HYD Tube ASM          |
| 13:1     | 237-30   | 1    | O-Ring                |
| 14       | 3253-4   | 2    | Washer-Lock           |
| 15       | 340-161  | 1    | Fitting-Bulkhead      |
| 15:1     | 237-30   | 2    | O-Ring                |
| 16       | 104-3723 | 1    | HYD Tube ASM          |
| 16:1     | 237-22   | 1    | O-Ring                |
| 17       | 104-3724 | 1    | HYD Tube ASM          |
| 17:1     | 237-30   | 1    | O-Ring                |
| 18       | 105-7903 | 4    | HYD Hose ASM          |

| Ref. No. | Part No. | Qty. | Description          |
|----------|----------|------|----------------------|
| 19       | 99-5614  | 2    | HYD Hose ASM         |
| 20       | 104-3732 | 1    | Return Drain ASM     |
| 21       | 240-5    | 4    | Grommet              |
| 22       | 69-8960  | 4    | Spacer               |
| 23       | 69-8930  | 8    | Washer               |
| 24       | 56-7972  | 4    | Clamp-Tube           |
| 26       | 354-77   | 2    | Fitting-Quick        |
| 26:1     | 237-78   | 1    | O-Ring               |
| 27       | 354-79   | 2    | Cap-Dust             |
| 28       | 3256-23  | 8    | Washer-Flat          |
| 31       | 3296-47  | 4    | Nut-Lock, NI         |
| 33       | 75-6640  | 2    | Fitting-HYD, Special |
| 33:1     | 237-78   | 1    | O-Ring               |
| 34       | 98-8199  | 2    | Bracket-Switch       |
| 35       | 3253-3   | 4    | Washer-Lock          |
| 36       | 3256-76  | 2    | Washer-Flat          |
| 37       | 329-3    | 4    | Screw-HH             |
| 38       | 72-4320  | 2    | Switch-Ball, N.o.    |
| 39       | 322-7    | 4    | Screw-HH             |
| 40       | 56-7976  | 4    | Clamp-Tube           |

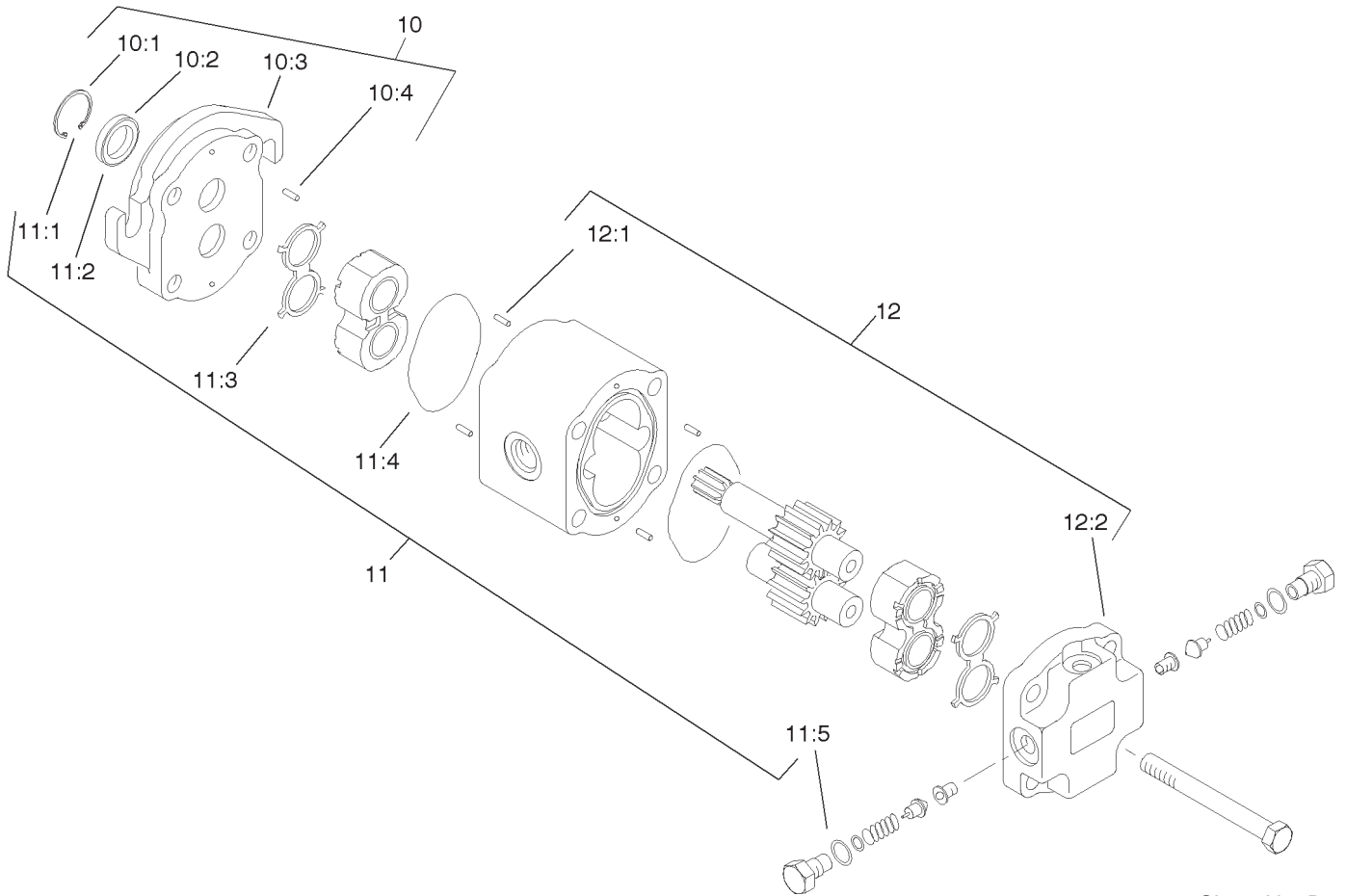


Sheet No.:26

## Hydraulic Manifold Mow Block Assembly

| Ref. No. | Part No. | Qty. | Description           |
|----------|----------|------|-----------------------|
| 1        | 104-3744 | 1    | HYD Tube ASM          |
| 2        | 104-3743 | 1    | HYD Tube ASM          |
| 4        | 340-127  | 4    | Nut-Bulkhead          |
| 5        | 94-2628  | 1    | Adapter-HYD           |
| 5:1      | 237-79   | 1    | O-Ring                |
| 5:2      | 237-30   | 1    | O-Ring                |
| 6        | 104-3725 | 1    | HYD Tube ASM          |
| 6:1      | 237-30   | 1    | O-Ring                |
| 7        | 340-4    | 4    | Fitting-HYD, Sraight  |
| 7:1      | 237-30   | 1    | O-Ring                |
| 7:2      | 237-79   | 1    | O-Ring                |
| 8        | 340-98   | 3    | Fitting-HYD, 90°      |
| 8:1      | 237-79   | 1    | O-Ring                |
| 8:2      | 237-30   | 1    | O-Ring                |
| 9        | 98-9999  | 2    | HYD Motor ASM         |
| 10       | 105-0105 | 1    | Block-Mow             |
| 11       | 340-6    | 2    | Fitting-HYD, Straight |
| 11:1     | 237-30   | 1    | O-Ring                |
| 11:2     | 237-80   | 1    | O-Ring                |
| 13       | 340-98   | 4    | Fitting-HYD, 90°      |
| 13:1     | 237-79   | 1    | O-Ring                |
| 13:2     | 237-30   | 1    | O-Ring                |
| 14       | 340-92   | 2    | Fitting-HYD, Straight |
| 14:1     | 237-78   | 1    | O-Ring                |
| 14:2     | 237-21   | 1    | O-Ring                |
| 16       | 240-5    | 4    | Grommet               |

| Ref. No. | Part No. | Qty. | Description            |
|----------|----------|------|------------------------|
| 17       | 69-8960  | 4    | Spacer                 |
| 18       | 69-8930  | 8    | Washer                 |
| 19       | 340-68   | 2    | Fitting-T ee, Bulkhead |
| 19:1     | 237-22   | 3    | O-Ring                 |
| 20       | 104-3720 | 1    | HYD Tube ASM           |
| 20:1     | 237-30   | 1    | O-Ring                 |
| 21       | 104-3721 | 1    | HYD Tube ASM           |
| 21:1     | 237-30   | 1    | O-Ring                 |
| 22       | 100-3814 | 2    | Sleeve-Protective      |
| 23       | 76-9970  | 2    | 4wd Valve ASM          |
| 24       | 104-3722 | 1    | HYD Tube ASM           |
| 24:1     | 237-30   | 1    | O-Ring                 |
| 25       | 104-3727 | 1    | HYD Tube ASM           |
| 25:1     | 237-30   | 1    | O-Ring                 |
| 26       | 104-3726 | 1    | HYD Tube ASM           |
| 26:1     | 237-30   | 1    | O-Ring                 |
| 27       | 105-7900 | 4    | HYD Hose ASM           |
| 28       | 94-1433  | 2    | HYD Hose ASM           |
| 30       | 322-13   | 4    | Screw-HH               |



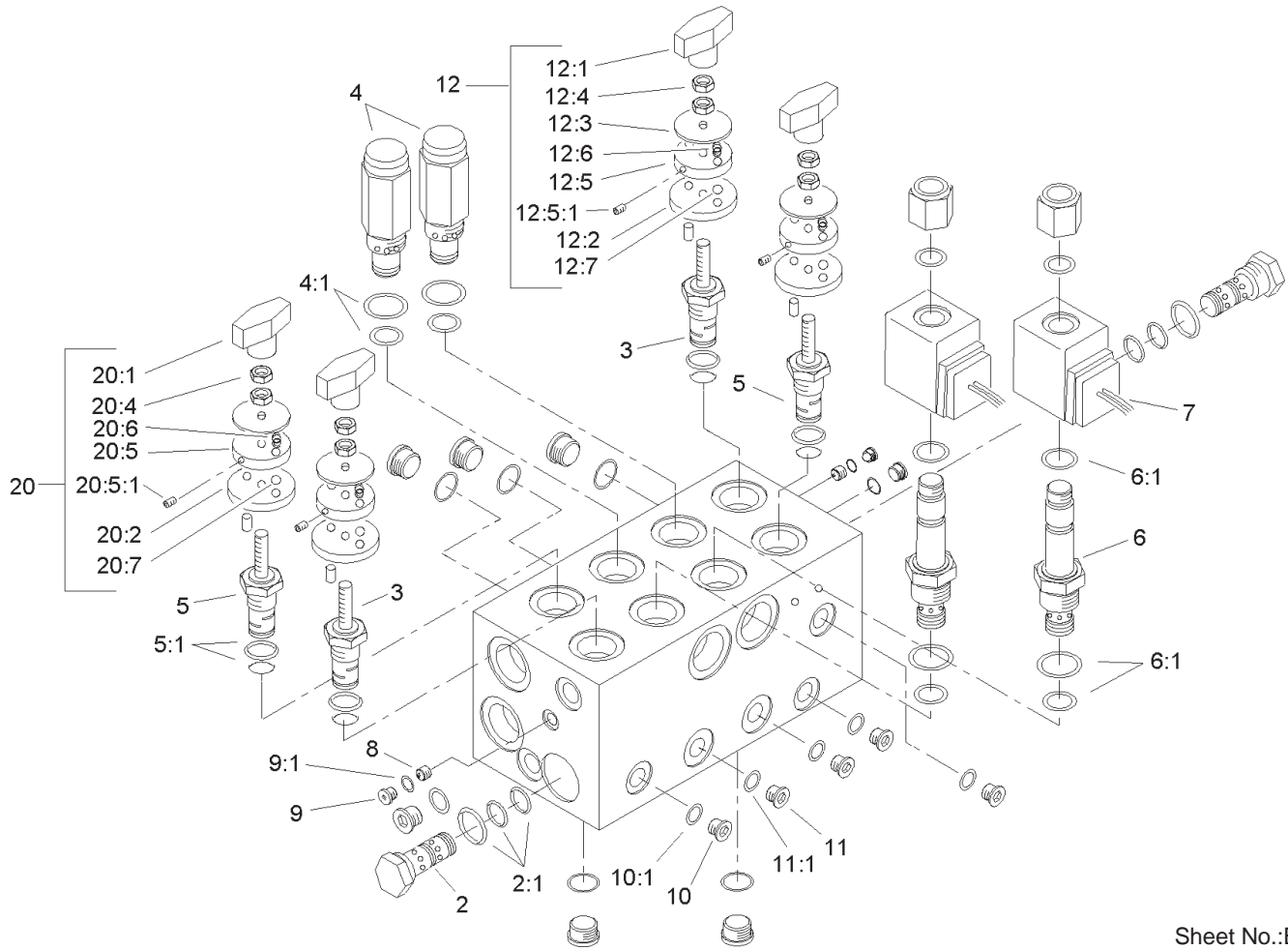
Sheet No.:B8

## Hydraulic Motor Assembly No. 98-9999

| Ref. No. | Part No. | Qty. | Description     |
|----------|----------|------|-----------------|
| 10       | 93-9152  | 1    | Flange Kit      |
| ☆10:1    |          | 1    | Ring-Retaining  |
| ☆10:2    |          | 1    | Seal-Shaft      |
| ☆10:3    |          | 1    | Flange          |
| ☆10:4    |          | 4    | Pin-Dowel       |
| 11       | 98-9997  | 1    | Seal Kit        |
| ☆11:1    |          | 1    | Ring-Retaining  |
| ☆11:2    |          | 1    | Seal-Shaft      |
| ☆11:3    |          | 2    | E-Seal          |
| ☆11:4    |          | 2    | O-Ring          |
| ☆11:5    |          | 2    | O-Ring          |
| 12       | 93-9154  | 1    | Valve Block Kit |
| ☆12:1    |          | 4    | Pin-Dowel       |
| ☆12:2    |          | 1    | Block-V alve    |

| Ref. No. | Part No. | Qty. | Description |
|----------|----------|------|-------------|
|          |          |      |             |
|          |          |      |             |
|          |          |      |             |
|          |          |      |             |
|          |          |      |             |
|          |          |      |             |
|          |          |      |             |
|          |          |      |             |
|          |          |      |             |

☆ Not serviced separately

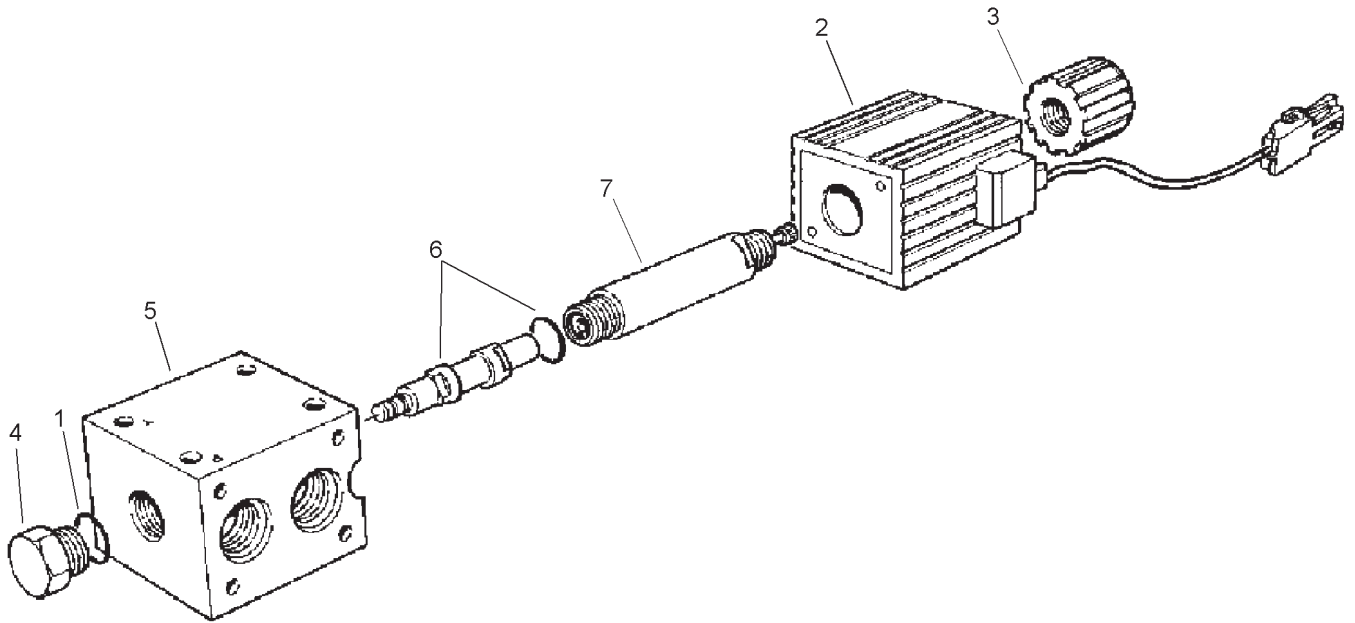


Sheet No.:B9

## Mow Block Assembly No. 105-0105

| Ref. No. | Part No. | Qty. | Description           |
|----------|----------|------|-----------------------|
| 2        | 69-4120  | 2    | Cartridge-Logic       |
| 2:1      | 69-4240  | 1    | Seal Kit              |
| 3        | 94-8175  | 2    | Control-Flow, Rotary  |
| 4        | 94-3655  | 2    | Valve-Relief          |
| 4:1      | 75-2080  | 1    | Seal Kit              |
| 5        | 94-3657  | 2    | Spool ASM             |
| 5:1      | 94-3661  | 1    | 4-Way Seal Kit        |
| 6        | 93-7494  | 2    | Cartridge             |
| 6:1      | 75-2080  | 1    | Seal Kit              |
| 7        | 83-2010  | 2    | Coil-Valve            |
| 8        | 95-5999  | 2    | Plug-Orifice          |
| 9        | 353-991  | 4    | Plug-Hex, Hollow      |
| 9:1      | 237-156  | 1    | O-Ring                |
| 10       | 353-990  | 8    | Plug                  |
| 10:1     | 237-78   | 1    | O-Ring                |
| 11       | 353-989  | 4    | Plug-Hex, Hollow      |
| 11:1     | 237-42   | 1    | O-Ring                |
| 12       | 94-3660  | 2    | Detent Kit            |
| 12:1     | 94-5020  | 1    | Knob ASM              |
| 12:2     | 94-5025  | 1    | Plate-Locating        |
| 12:3     | 94-5026  | 1    | Plate-Indicator       |
| 12:4     | 3218-1   | 2    | Nut-Jam               |
| 12:5     | 94-5023  | 1    | Plate-Detent          |
| 12:5:1   | 3245-36  | 1    | Screw-HSH             |
| 12:6     | 94-5027  | 2    | Spring                |
| 12:7     | 255-13   | 2    | Ball-Steel, Stainless |

| Ref. No. | Part No. | Qty. | Description           |
|----------|----------|------|-----------------------|
| 20       | 94-6378  | 2    | Detent Kit            |
| 20:1     | 94-5020  | 1    | Knob ASM              |
| 20:2     | 94-5021  | 1    | Plate-Locating        |
| 20:4     | 3218-1   | 2    | Nut-Jam               |
| 20:5     | 94-5023  | 1    | Plate-Detent          |
| 20:5:1   | 3245-36  | 1    | Screw-HSH             |
| 20:6     | 94-5027  | 2    | Spring                |
| 20:7     | 255-13   | 2    | Ball-Steel, Stainless |



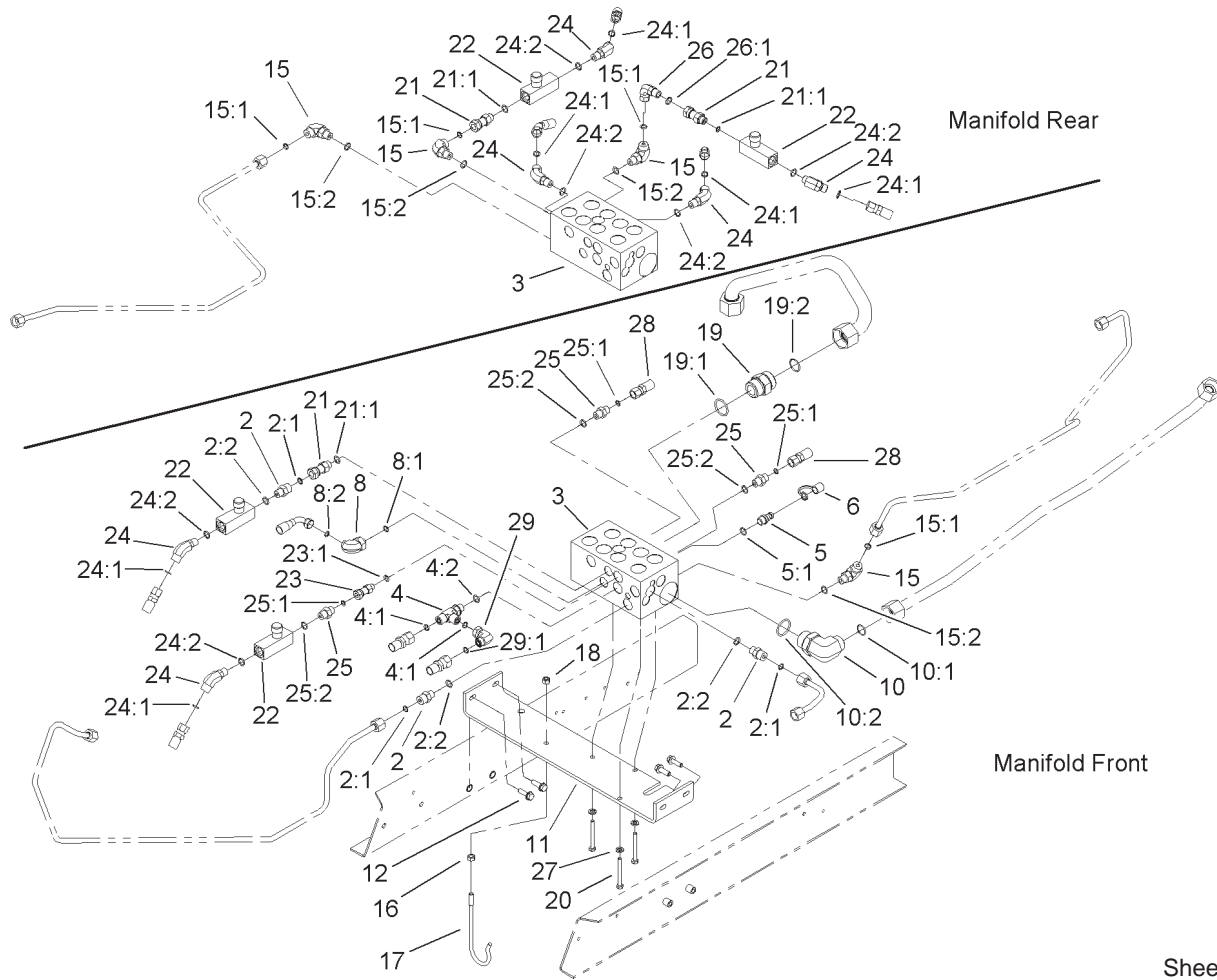
Sheet No.:C1

## Four Wheel Drive Valve Assembly No. 76-9970

| Ref. No. | Part No. | Qty. | Description       |
|----------|----------|------|-------------------|
| 1        | 237-80   | 2    | O-Ring            |
| 2        | 218-591  | 1    | Coil ASM          |
| 3        | 218-592  | 1    | Nut-Coil          |
| ☆4       |          | 1    | Adapter ASM       |
| ☆5       |          | 1    | Valve-Directional |
| ☆6       |          | 1    | Spool             |
| ☆7       |          | 1    | Tube ASM          |

| Ref. No. | Part No. | Qty. | Description |
|----------|----------|------|-------------|
|          |          |      |             |
|          |          |      |             |
|          |          |      |             |
|          |          |      |             |
|          |          |      |             |
|          |          |      |             |
|          |          |      |             |
|          |          |      |             |
|          |          |      |             |
|          |          |      |             |

☆ Not serviced separately

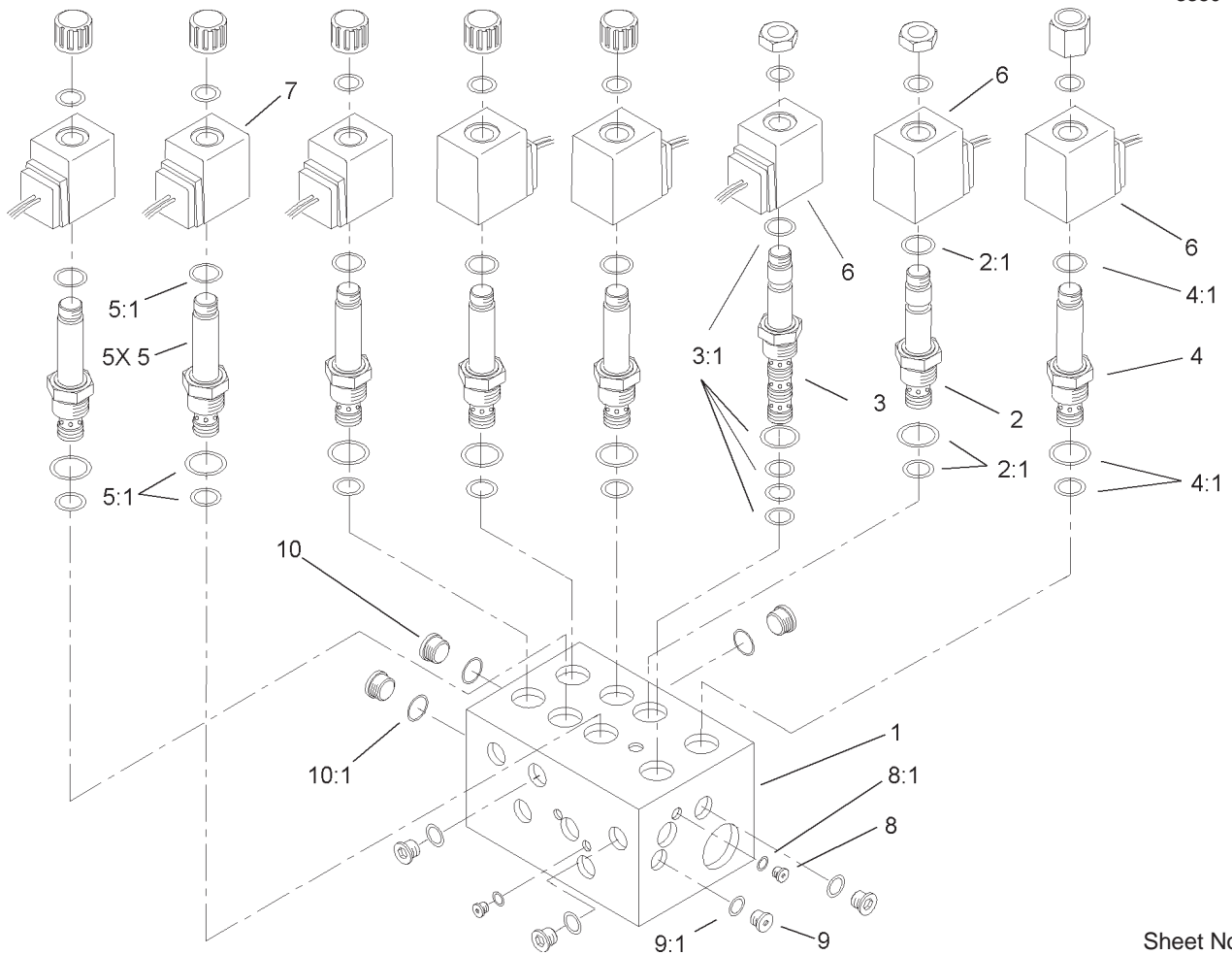


Sheet No.:27

## Front Hydraulic Lift Block Assembly

| Ref. No. | Part No.    | Qty. | Description             |
|----------|-------------|------|-------------------------|
| 2        | 340-2       | 3    | Fitting-HYD, Straight   |
| 2:1      | 237-22      | 1    | O-Ring                  |
| 2:2      | 237-42      | 1    | O-Ring                  |
| 3        | 105-7908    | 1    | Lift Manifold Block ASM |
| 4        | 340-86      | 1    | Fitting-HYD, Tee        |
| 4:1      | 237-22      | 2    | O-Ring                  |
| 4:2      | 237-42      | 1    | O-Ring                  |
| 5        | 59-7410     | 1    | Tip-Nipple, Diagonal    |
| 5:1      | 237-42      | 1    | O-Ring                  |
| 6        | 354-79      | 1    | Cap-Dust                |
| 8        | 340-132     | 1    | Fitting-HYD, 90°        |
| 8:1      | 237-78      | 1    | O-Ring                  |
| 8:2      | 237-21      | 1    | O-Ring                  |
| 10       | 340-15      | 1    | Fitting-HYD, 90°        |
| 10:1     | 237-58      | 1    | O-Ring                  |
| 10:2     | 237-146     | 1    | O-Ring                  |
| 11       | 104-3772-01 | 1    | Bracket-Block, Manifold |
| 12       | 3234-17     | 4    | Screw-HHF               |
| 15       | 340-77      | 4    | Fitting-HYD, 90°        |
| 15:1     | 237-22      | 1    | O-Ring                  |
| 15:2     | 237-42      | 1    | O-Ring                  |
| 16       | 3217-6      | 1    | Nut-Hex                 |
| 17       | 93-7970     | 1    | Hanger-Hose             |
| 18       | 3296-29     | 1    | Nut-Lock, NI            |

| Ref. No. | Part No. | Qty. | Description                |
|----------|----------|------|----------------------------|
| 19       | 104-3797 | 1    | Fitting-HYD, Straight      |
| 19:1     | 237-146  | 1    | O-Ring                     |
| 19:2     | 340-65   | 1    | O-Ring                     |
| 20       | 322-3    | 3    | Screw-HH                   |
| 21       | 104-3779 | 3    | Connector-Swivel, Straight |
| 21:1     | 237-42   | 1    | O-Ring                     |
| 22       | 98-9742  | 4    | Valve-Control, Flow        |
| 23       | 104-3777 | 1    | Connector-Swivel, Straight |
| 23:1     | 237-78   | 1    | O-Ring                     |
| 24       | 340-137  | 6    | Fitting                    |
| 24:1     | 237-21   | 1    | O-Ring                     |
| 24:2     | 237-42   | 1    | O-Ring                     |
| 25       | 340-1    | 3    | Adapter                    |
| 25:1     | 237-35   | 1    | O-Ring                     |
| 25:2     | 237-42   | 1    | O-Ring                     |
| 26       | 340-1 10 | 1    | Fitting-Swivel, 90°        |
| 26:1     | 237-42   | 1    | O-Ring                     |
| 27       | 3253-4   | 3    | Washer-Lock                |
| 28       | 104-3716 | 2    | HYD Hose ASM               |
| 29       | 340-159  | 1    | Fitting-HYD, 90°           |
| 29:1     | 237-22   | 2    | O-Ring                     |



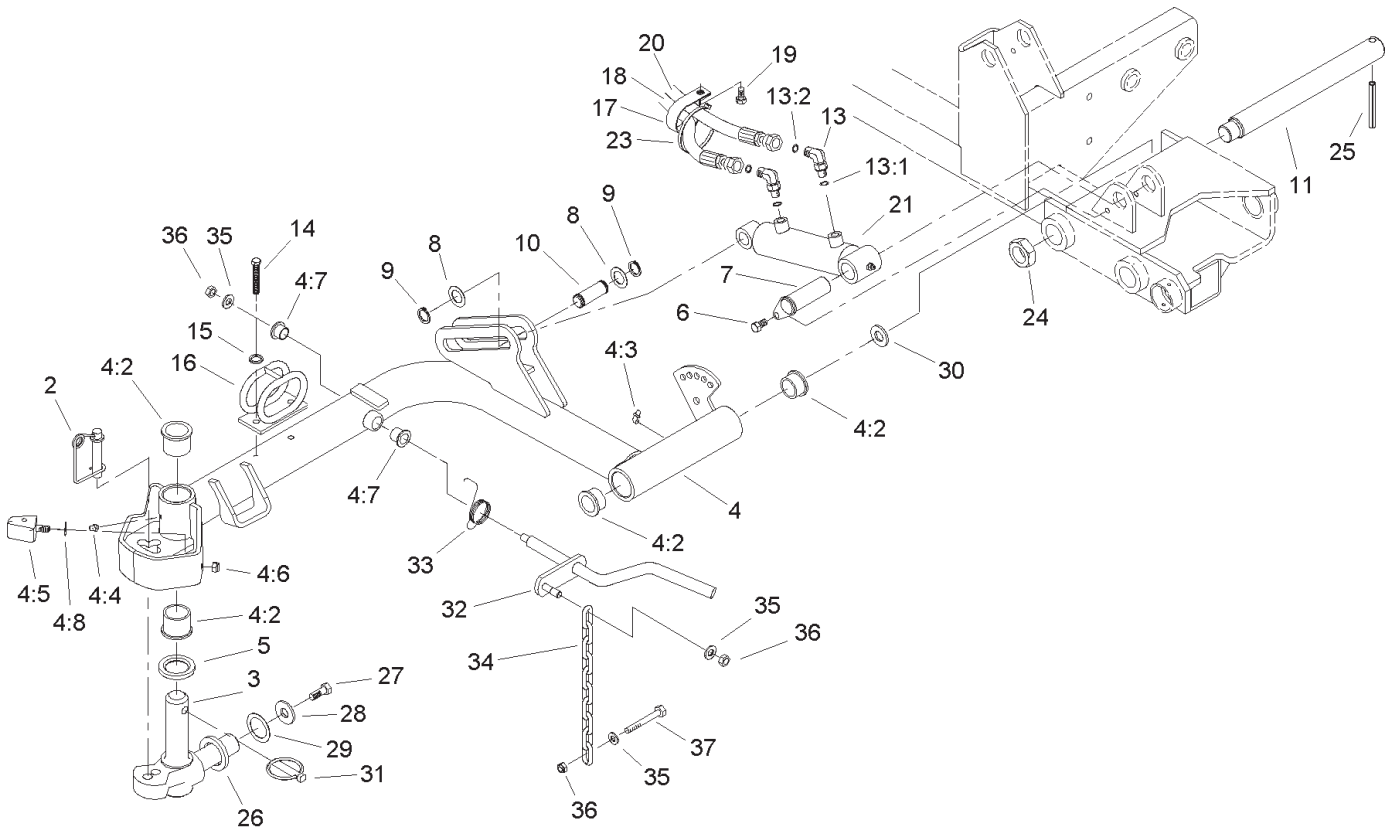
Sheet No.:C2

## Lift Block Manifold Assembly No. 105-7908

| Ref. No. | Part No. | Qty. | Description                         |
|----------|----------|------|-------------------------------------|
| ☆1       |          | 1    | Manifold Body                       |
| 2        | 92-6315  | 1    | Cartridge-N.c., Poppet              |
| 2:1      | 104-0004 | 1    | Cartridge Seal Kit                  |
| 3        | 94-2627  | 1    | Cartridge                           |
| 3:1      | 95-5642  | 1    | Seal Kit                            |
| 4        | 93-7494  | 1    | Cartridge                           |
| 4:1      | 75-2080  | 1    | Seal Kit                            |
| 5        | 105-3327 | 5    | Valve-Cartridge,<br>Double Blocking |
| 5:1      | 105-3334 | 1    | Seal Kit                            |
| 6        | 83-2010  | 3    | Coil-Valve                          |
| 7        | 105-3328 | 5    | Coil-Solenoid                       |
| 8        | 353-991  | 4    | Plug-Hex, Hollow                    |
| 8:1      | 237-156  | 1    | O-Ring                              |
| 9        | 353-990  | 1    | Plug                                |
| 9:1      | 237-78   | 1    | O-Ring                              |
| 10       | 353-989  | 7    | Plug-Hex, Hollow                    |
| 10:1     | 237-42   | 1    | O-Ring                              |

| Ref. No. | Part No. | Qty. | Description |
|----------|----------|------|-------------|
|          |          |      |             |
|          |          |      |             |
|          |          |      |             |
|          |          |      |             |

☆ Not serviced separately

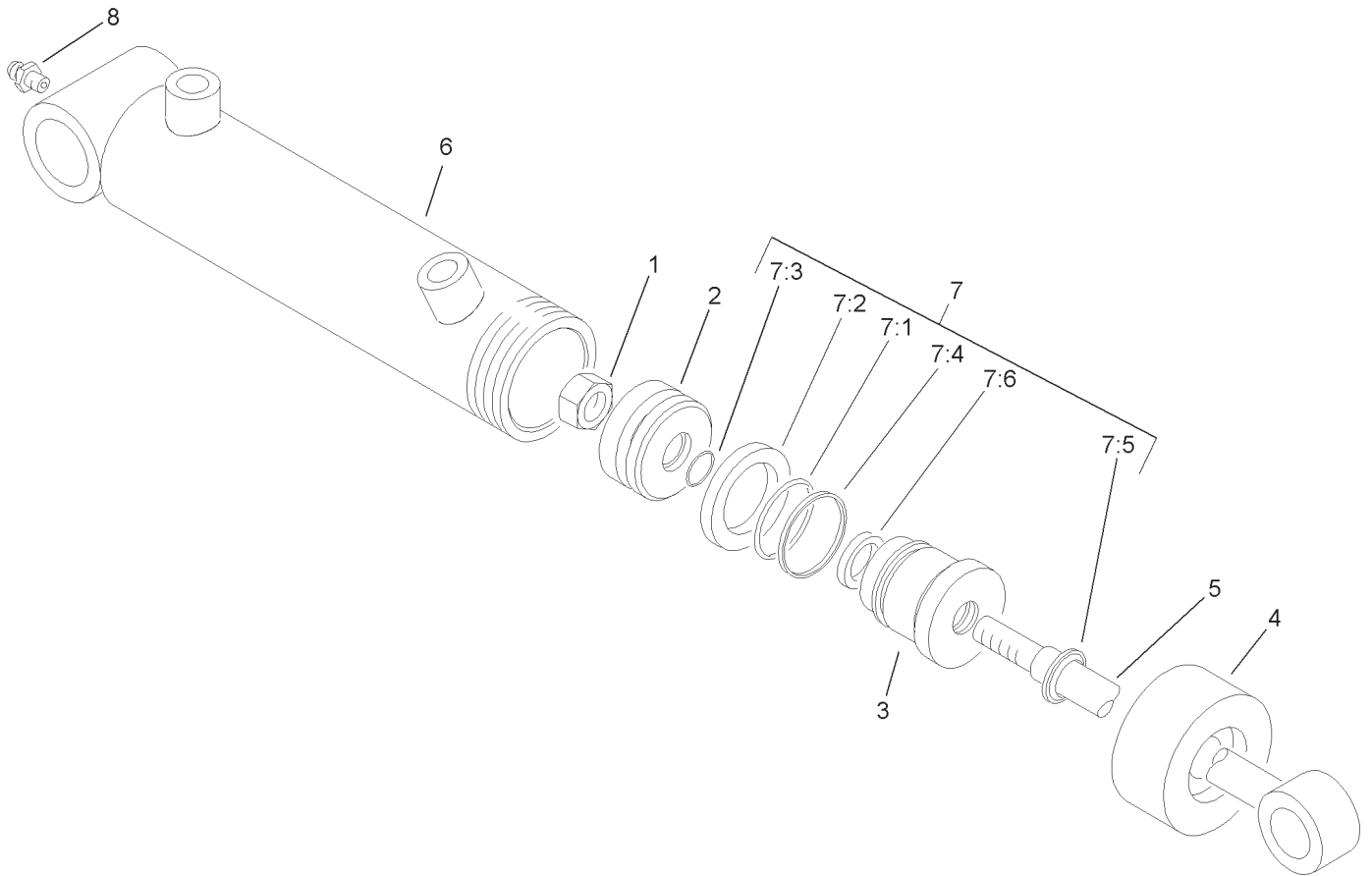


Sheet No.:28

## Front No. 1 Lift Arm Assembly

| Ref. No. | Part No.   | Qty. | Description               |
|----------|------------|------|---------------------------|
| 2        | 99-5610    | 1    | Pin                       |
| 3        | 98-1880-03 | 1    | Knuckle-Pivot             |
| 4        | 105-3366   | 1    | Lift Arm ASM No. 1        |
| 4:2      | 104-0015   | 4    | Bushing-Flange            |
| 4:3      | 302-60     | 1    | Fitting-Grease            |
| 4:4      | 302-5      | 1    | Fitting-Grease            |
| 4:5      | 106-9004   | 2    | Bumper                    |
| 4:6      | 3296-29    | 2    | Nut-Lock, NI              |
| 4:7      | 256-287    | 2    | Bushing                   |
| 4:8      | 3255-8     | 2    | Washer-Lock               |
| 5        | 94-8946    | 1    | Washer-Thrust             |
| 6        | 32144-14   | 1    | Screw-HWH                 |
| 7        | 106-9208   | 1    | Short Cylinder Pin<br>ASM |
| 8        | 94-9998    | 2    | Washer-Thrust             |
| 9        | 94-9974    | 2    | Ring-Retaining            |
| 10       | 75-5350    | 1    | Pin-Slide, Cylinder       |
| 11       | 95-7158    | 1    | Pin-Pivot                 |
| 13       | 340-132    | 2    | Fitting-HYD, 90°          |
| 13:1     | 237-78     | 1    | O-Ring                    |
| 13:2     | 237-21     | 1    | O-Ring                    |
| 14       | 33114-020  | 2    | Screw-HH                  |
| 15       | 3253-4     | 2    | Washer-Lock               |
| 16       | 99-5621    | 1    | Guide-Hose                |
| 17       | 2412-96    | 1    | Clamp-R                   |
| 18       | 105-7916   | 1    | HYD Hose ASM              |

| Ref. No. | Part No.    | Qty. | Description             |
|----------|-------------|------|-------------------------|
| 19       | 322-4       | 1    | Screw-HH                |
| 20       | 105-9274    | 1    | HYD Hose ASM            |
| 21       | 93-2650     | 1    | Cylinder-Lift           |
| 23       | 3290-378    | 1    | Tie-Cable               |
| 24       | 3296-49     | 1    | Nut-Lock, NI            |
| 25       | 32121-1 10  | 1    | Pin-Roll, Slotted       |
| 26       | 98-7974     | 1    | Washer-Thrust           |
| 27       | 98-7993     | 1    | Screw-HHF               |
| 28       | 3256-6      | 1    | Washer-Flat             |
| 29       | 3-6781      | 1    | Washer-Thrust           |
| 30       | 76-2980     | 1    | Washer-Thrust           |
| 31       | 283-71      | 1    | Pin-Lynch               |
| 32       | 105-0142-03 | 1    | Rod-Pivot, Front<br>ASM |
| 33       | 98-3929     | 1    | Spring-Torsion          |
| 34       | 93-6738     | 1    | Chain                   |
| 35       | 3256-24     | 3    | Washer-Flat             |
| 36       | 3296-39     | 3    | Nut-Lock, NI            |
| 37       | 323-7       | 1    | Screw-HH                |



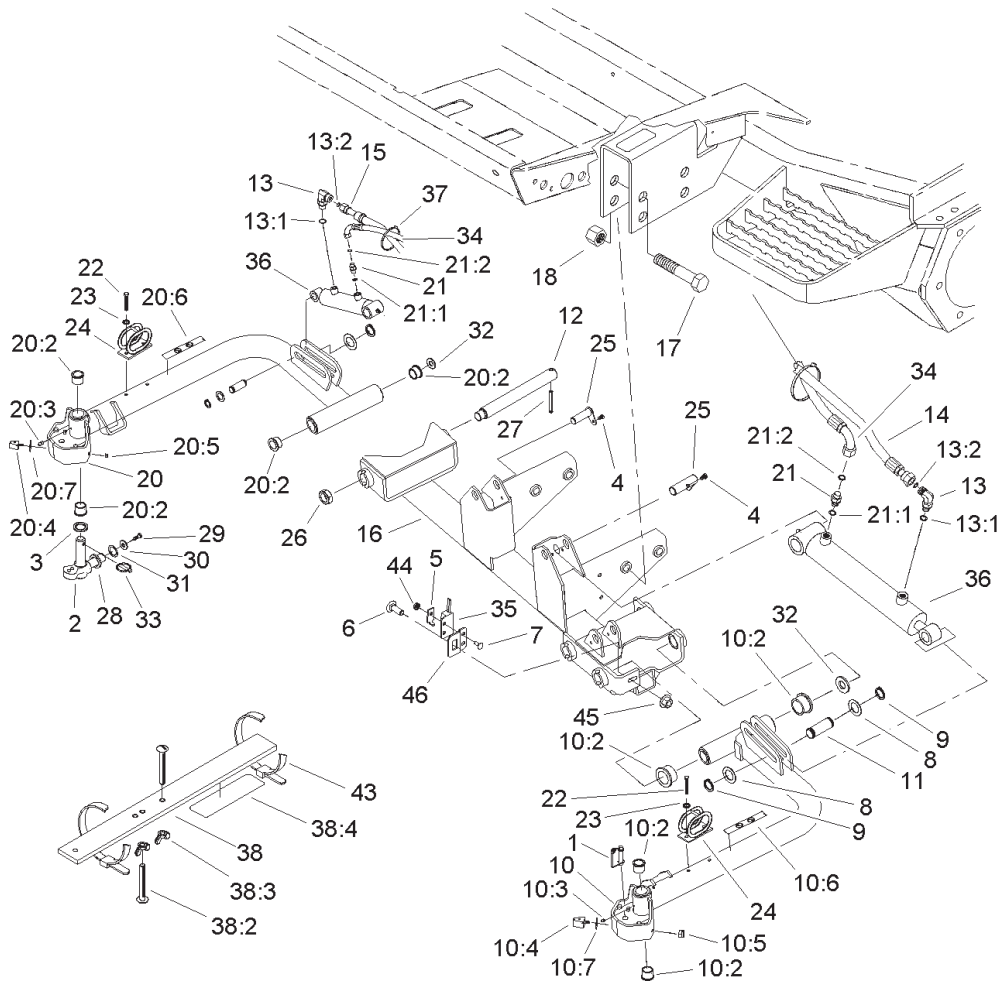
Sheet No.:C3

## Lift Cylinder Assembly No. 93-2650

| Ref. No. | Part No. | Qty. | Description    |
|----------|----------|------|----------------|
| ☆1       |          | 1    | Locknut        |
| ☆2       |          | 1    | Piston         |
| ☆3       |          | 1    | Head           |
| ☆4       |          | 1    | Collar         |
| ☆5       |          | 1    | Shaft          |
| ☆6       |          | 1    | Barrel         |
| 7        | 86-7330  | 1    | Seal Kit       |
| ☆7:1     |          | 1    | O-Ring         |
| ☆7:2     |          | 1    | Seal-Special   |
| ☆7:3     |          | 1    | O-Ring         |
| ☆7:4     |          | 1    | Backup         |
| ☆7:5     |          | 1    | Seal-Rod       |
| ☆7:6     |          | 1    | Seal-Dust      |
| 8        | 302-5    | 1    | Fitting-Grease |

| Ref. No. | Part No. | Qty. | Description |
|----------|----------|------|-------------|
|          |          |      |             |

☆ Not serviced separately

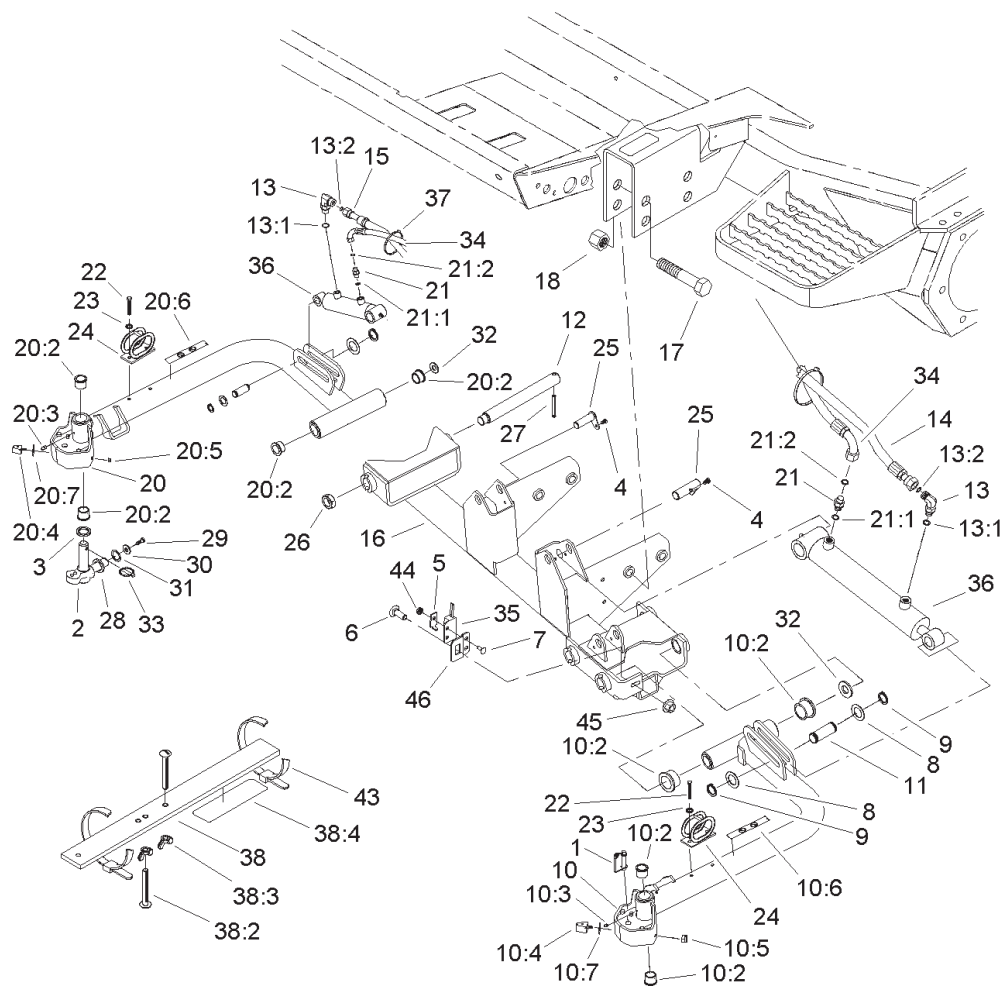


Sheet No.:29

## Front No. 4 and No. 5 Lift Arm Assembly

| Ref. No. | Part No.    | Qty. | Description           |
|----------|-------------|------|-----------------------|
| 1        | 99-5610     | 2    | Pin                   |
| 2        | 98-1880-03  | 2    | Knuckle-Pivot         |
| 3        | 94-8946     | 2    | Washer-Thrust         |
| 4        | 32144-14    | 2    | Screw-HWH             |
| 5        | 100-4872    | 1    | Plate-Switch, Neutral |
| 6        | 3231-22     | 1    | Screw-CARR            |
| 7        | 104-1450    | 1    | Bolt-CARR             |
| 8        | 94-9998     | 4    | Washer-Thrust         |
| 9        | 94-9974     | 4    | Ring-Retaining        |
| 10       | 105-3359    | 1    | Lift Arm ASM No. 4    |
| 10:2     | 104-0015    | 4    | Bushing-Flange        |
| 10:3     | 302-5       | 2    | Fitting-Grease        |
| 10:4     | 106-9004    | 2    | Bumper                |
| 10:5     | 3296-29     | 2    | Nut-Lock, NI          |
| 10:6     | 93-6687     | 1    | Decal-No Step         |
| 10:7     | 3255-8      | 2    | Washer-Lock           |
| 11       | 75-5350     | 2    | Pin-Slide, Cylinder   |
| 12       | 95-7158     | 2    | Pin-Pivot             |
| 13       | 340-132     | 2    | Fitting-HYD, 90°      |
| 13:1     | 237-78      | 1    | O-Ring                |
| 13:2     | 237-21      | 1    | O-Ring                |
| 14       | 105-7948    | 1    | HYD Hose ASM          |
| 15       | 105-7945    | 1    | HYD Hose ASM          |
| 16       | 105-3347-03 | 1    | Frame-Carrier, Front  |
| 17       | 328-7       | 4    | Screw-HH              |
| 18       | 3296-51     | 4    | Nut-Lock, NI          |

| Ref. No. | Part No.   | Qty. | Description           |
|----------|------------|------|-----------------------|
| 20       | 105-01 10  | 1    | Lift Arm ASM No. 5    |
| 20:2     | 104-0015   | 4    | Bushing-Flange        |
| 20:3     | 302-5      | 2    | Fitting-Grease        |
| 20:4     | 106-9004   | 2    | Bumper                |
| 20:5     | 3296-29    | 2    | Nut-Lock, NI          |
| 20:6     | 93-6687    | 1    | Decal-No Step         |
| 20:7     | 3255-8     | 2    | Washer-Lock           |
| 21       | 340-92     | 2    | Fitting-HYD, Straight |
| 21:1     | 237-78     | 1    | O-Ring                |
| 21:2     | 237-21     | 1    | O-Ring                |
| 22       | 33114-020  | 4    | Screw-HH              |
| 23       | 3253-4     | 4    | Washer-Lock           |
| 24       | 99-5621    | 2    | Guide-Hose            |
| 25       | 105-9889   | 2    | Cylinder Pin ASM      |
| 26       | 3296-49    | 2    | Nut-Lock, NI          |
| 27       | 32121-1 10 | 2    | Pin-Roll, Slotted     |
| 28       | 98-7974    | 2    | Washer-Thrust         |
| 29       | 98-7993    | 2    | Screw-HHF             |
| 30       | 3256-6     | 2    | Washer-Flat           |
| 31       | 3-6781     | 2    | Washer-Thrust         |
| 32       | 76-2980    | 2    | Washer-Thrust         |
| 33       | 283-71     | 2    | Pin-Lynch             |
| 34       | 105-7947   | 2    | HYD Hose ASM          |
| 35       | 100-1270   | 1    | Switch-Proximity      |
| 36       | 99-6986    | 2    | Cylinder-HYD          |
| 37       | 3290-378   | 2    | Tie-Cable             |

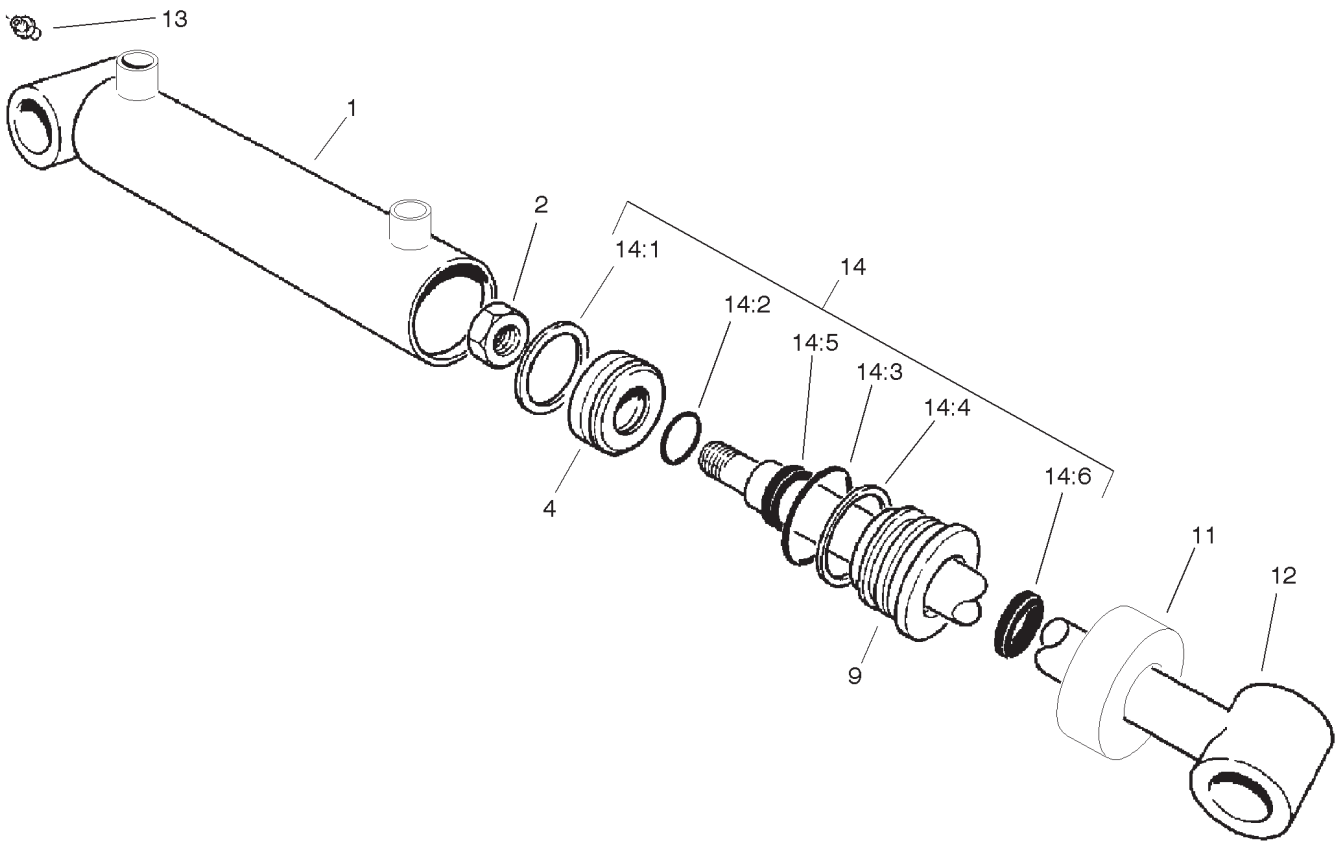


Sheet No.:29

### Front No. 4 and No. 5 Lift Arm Assembly (Continued)

| Ref. No. | Part No. | Qty. | Description       |
|----------|----------|------|-------------------|
| 38       | 98-1852  | 1    | Gauge Bar ASM     |
| 38:2     | 32122-54 | 2    | Screw-Head, Truss |
| 38:3     | 32103-3  | 2    | Nut-Wing          |
| 38:4     | 98-7976  | 1    | Decal-Bar, Gauge  |
| 43       | 3334-945 | 2    | Tie-Cable         |
| 44       | 32149-7  | 1    | Nut-Keps          |
| 45       | 32128-43 | 1    | Nut-Flange        |
| 46       | 105-3351 | 1    | Bracket-Switch    |

| Ref. No. | Part No. | Qty. | Description |
|----------|----------|------|-------------|
|          |          |      |             |



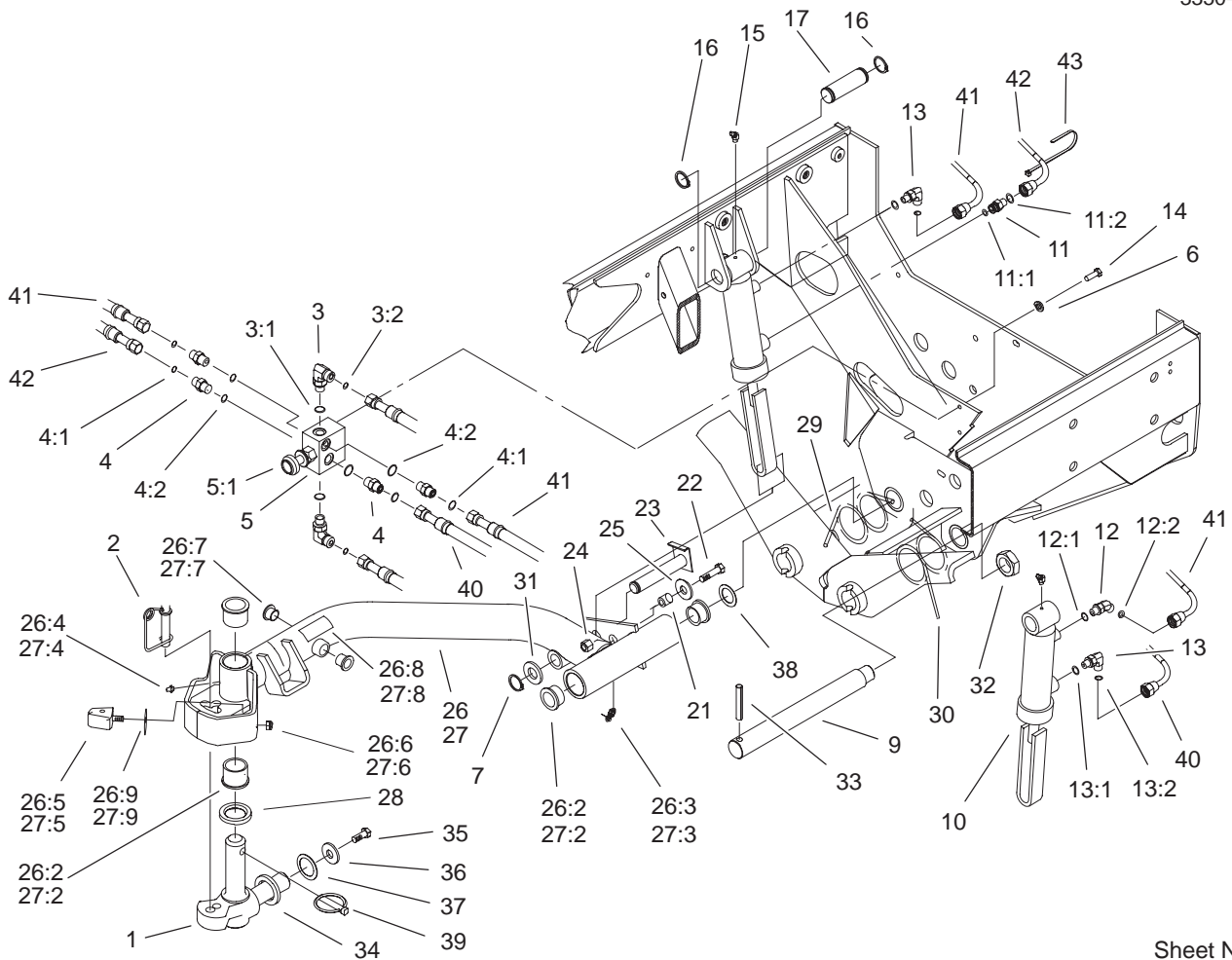
Sheet No.:C4

## Hydraulic Cylinder Assembly No. 99-6986

| Ref. No. | Part No. | Qty. | Description     |
|----------|----------|------|-----------------|
| ☆1       |          | 1    | Barrel          |
| 2        | 32152-10 | 1    | Locknut         |
| ☆4       |          | 1    | Piston          |
| ☆9       |          | 1    | Head            |
| ☆11      |          | 1    | Collar          |
| ☆12      |          | 1    | Shaft W/Clevis  |
| ☆13      |          | 1    | Fitting-Grease  |
| 14       | 100-8023 | 1    | Seal Repair Kit |
| ☆14:1    |          | 1    | Seal-Psp        |
| ☆14:2    |          | 1    | O-Ring          |
| ☆14:3    |          | 1    | O-Ring          |
| ☆14:4    |          | 1    | Backup          |
| ☆14:5    |          | 1    | Seal-Rod        |
| ☆14:6    |          | 1    | Seal-Dust       |

| Ref. No. | Part No. | Qty. | Description |
|----------|----------|------|-------------|
|          |          |      |             |
|          |          |      |             |
|          |          |      |             |
|          |          |      |             |
|          |          |      |             |
|          |          |      |             |
|          |          |      |             |
|          |          |      |             |
|          |          |      |             |
|          |          |      |             |

☆ Not serviced separately



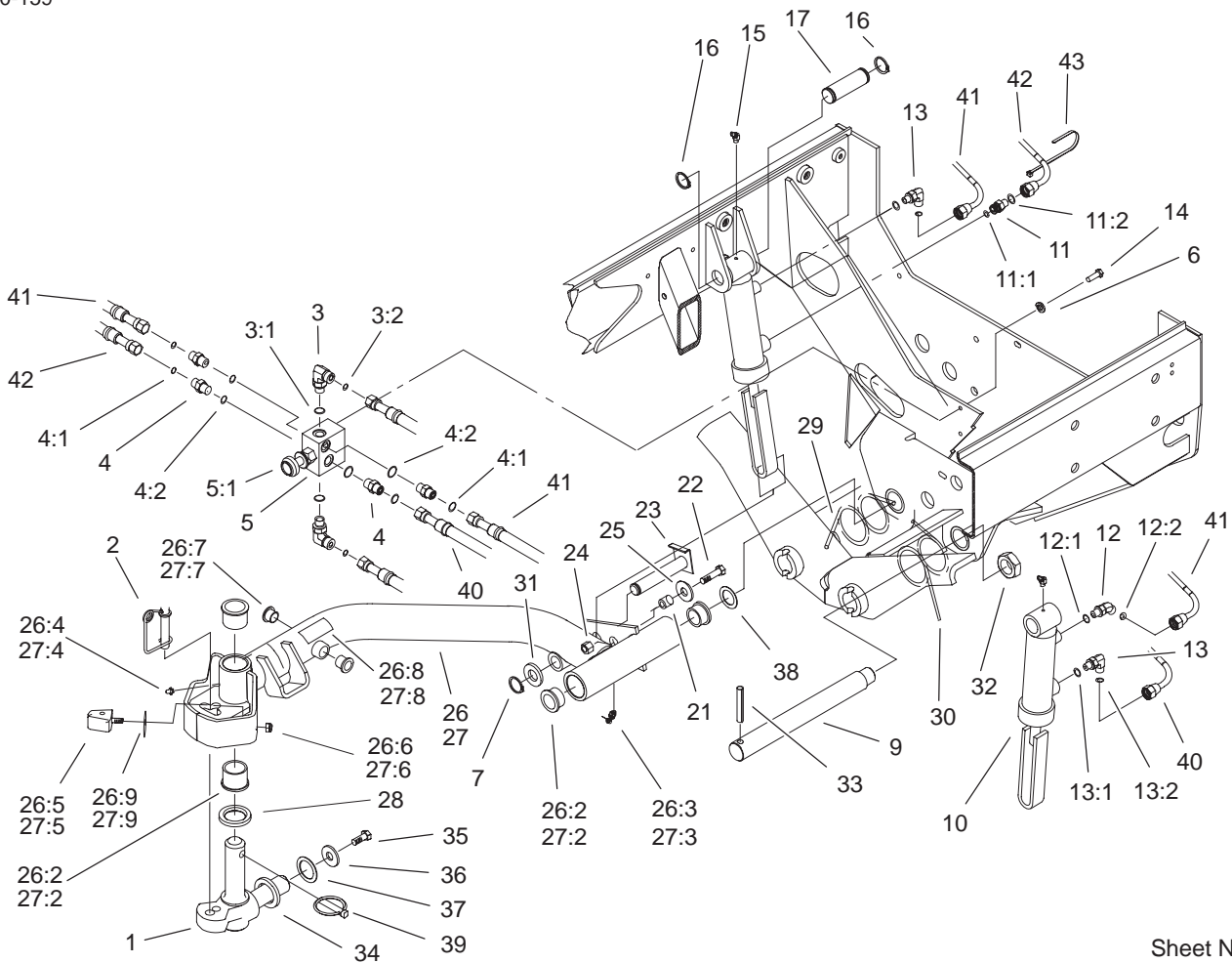
Sheet No.:30

## Rear No. 2 and No. 3 Lift Arm Assembly

| Ref. No. | Part No.   | Qty. | Description           |
|----------|------------|------|-----------------------|
| 1        | 98-1880-03 | 2    | Knuckle-Pivot         |
| 2        | 99-5610    | 2    | Pin                   |
| 3        | 340-82     | 2    | Adapter               |
| 3:1      | 237-42     | 1    | O-Ring                |
| 3:2      | 237-21     | 1    | O-Ring                |
| 4        | 340-1      | 4    | Adapter               |
| 4:1      | 237-35     | 1    | O-Ring                |
| 4:2      | 237-42     | 1    | O-Ring                |
| 5        | 104-9250   | 1    | Control-Flow          |
| 5:1      | 107-1800   | 1    | Cartridge Kit         |
| *5:1:1   | 105-3334   | 1    | Seal Kit              |
| *5:1:2   | 105-7514   | 1    | Cartridge Knob Kit    |
| 6        | 3253-3     | 2    | Washer-Lock           |
| 7        | 94-9974    | 2    | Ring-Retaining        |
| 9        | 95-7158    | 2    | Pin-Pivot             |
| 10       | 99-2550    | 2    | Cylinder-HYD          |
| 11       | 340-92     | 1    | Fitting-HYD, Straight |
| 11:1     | 237-78     | 1    | O-Ring                |
| 11:2     | 237-21     | 1    | O-Ring                |
| 12       | 340-103    | 1    | Fitting-HYD, 45°      |
| 12:1     | 237-78     | 1    | O-Ring                |
| 12:2     | 237-21     | 1    | O-Ring                |
| 13       | 340-132    | 2    | Fitting-HYD, 90°      |
| 13:1     | 237-78     | 1    | O-Ring                |
| 13:2     | 237-21     | 1    | O-Ring                |
| 14       | 321-4      | 2    | Screw-HH              |

| Ref. No. | Part No. | Qty. | Description        |
|----------|----------|------|--------------------|
| 15       | 302-1 1  | 2    | Fitting-Lube, 45°  |
| 16       | 32151-36 | 4    | Ring-Retaining     |
| 17       | 92-7548  | 2    | Pin-Cylinder       |
| 21       | 82-6840  | 2    | Spacer             |
| 22       | 322-7    | 2    | Screw-HH           |
| 23       | 99-2560  | 2    | Pin                |
| 24       | 3296-29  | 2    | Nut-Lock, NI       |
| 25       | 3256-3   | 2    | Washer-Flat        |
| 26       | 105-3363 | 1    | Lift Arm ASM No. 3 |
| 26:2     | 104-0015 | 4    | Bushing-Flange     |
| 26:3     | 302-1 1  | 1    | Fitting-Lube, 45°  |
| 26:4     | 302-5    | 1    | Fitting-Grease     |
| 26:5     | 106-9004 | 2    | Bumper             |
| 26:6     | 3296-29  | 2    | Nut-Lock, NI       |
| 26:7     | 256-287  | 2    | Bushing            |
| 26:8     | 93-6696  | 1    | Decal              |
| 26:9     | 3255-8   | 2    | Washer-Lock        |
| 27       | 105-3362 | 1    | Lift Arm ASM No. 2 |
| 27:2     | 104-0015 | 4    | Bushing-Flange     |
| 27:3     | 302-1 1  | 1    | Fitting-Lube, 45°  |
| 27:4     | 302-5    | 1    | Fitting-Grease     |
| 27:5     | 106-9004 | 2    | Bumper             |
| 27:6     | 3296-29  | 2    | Nut-Lock, NI       |
| 27:7     | 256-287  | 2    | Bushing            |
| 27:8     | 93-6696  | 1    | Decal              |
| 27:9     | 3255-8   | 2    | Washer-Lock        |

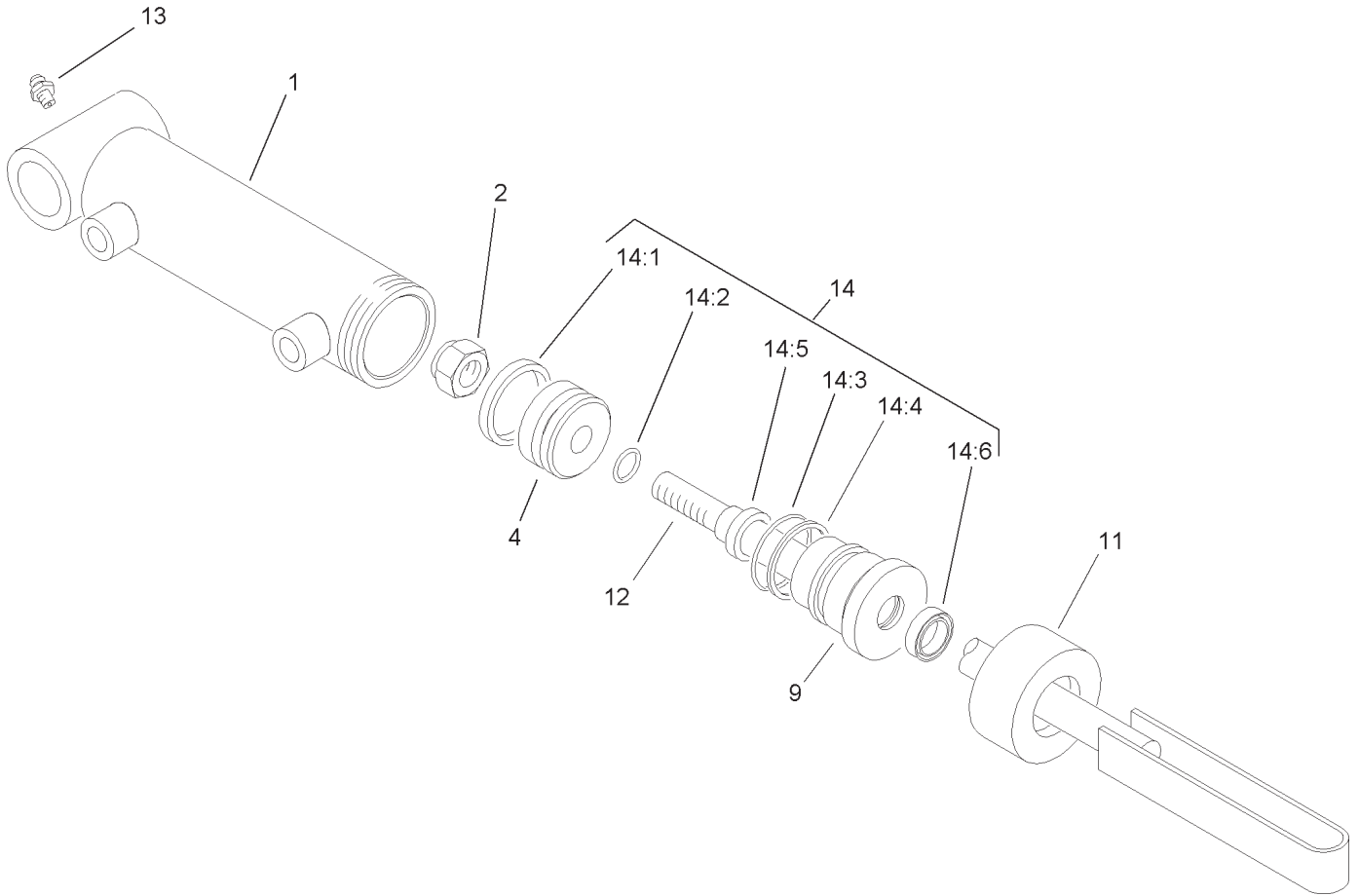
\* Not illustrated



Sheet No.:30

## Rear No. 2 and No. 3 Lift Arm Assembly (Continued)

| Ref. No. | Part No.   | Qty. | Description        | Ref. No. | Part No. | Qty. | Description |
|----------|------------|------|--------------------|----------|----------|------|-------------|
| 28       | 94-8946    | 2    | Washer-Thrust      |          |          |      |             |
| 29       | 99-5608    | 1    | Spring-Torsion, RH |          |          |      |             |
| 30       | 99-5609    | 1    | Spring-Torsion, LH |          |          |      |             |
| 31       | 67-6570    | 2    | Spacer-Wheel       |          |          |      |             |
| 32       | 3296-49    | 2    | Nut-Lock, NI       |          |          |      |             |
| 33       | 32121-1 10 | 2    | Pin-Roll, Slotted  |          |          |      |             |
| 34       | 98-7974    | 2    | Washer-Thrust      |          |          |      |             |
| 35       | 98-7993    | 2    | Screw-HHF          |          |          |      |             |
| 36       | 3256-6     | 2    | Washer-Flat        |          |          |      |             |
| 37       | 3-6781     | 2    | Washer-Thrust      |          |          |      |             |
| 38       | 76-2980    | 2    | Washer-Thrust      |          |          |      |             |
| 39       | 283-71     | 2    | Pin-Lynch          |          |          |      |             |
| 40       | 105-7919   | 1    | HYD Hose ASM       |          |          |      |             |
| 41       | 105-7918   | 2    | HYD Hose ASM       |          |          |      |             |
| 42       | 105-7917   | 1    | HYD Hose ASM       |          |          |      |             |
| 43       | 3290-378   | 2    | Tie-Cable          |          |          |      |             |



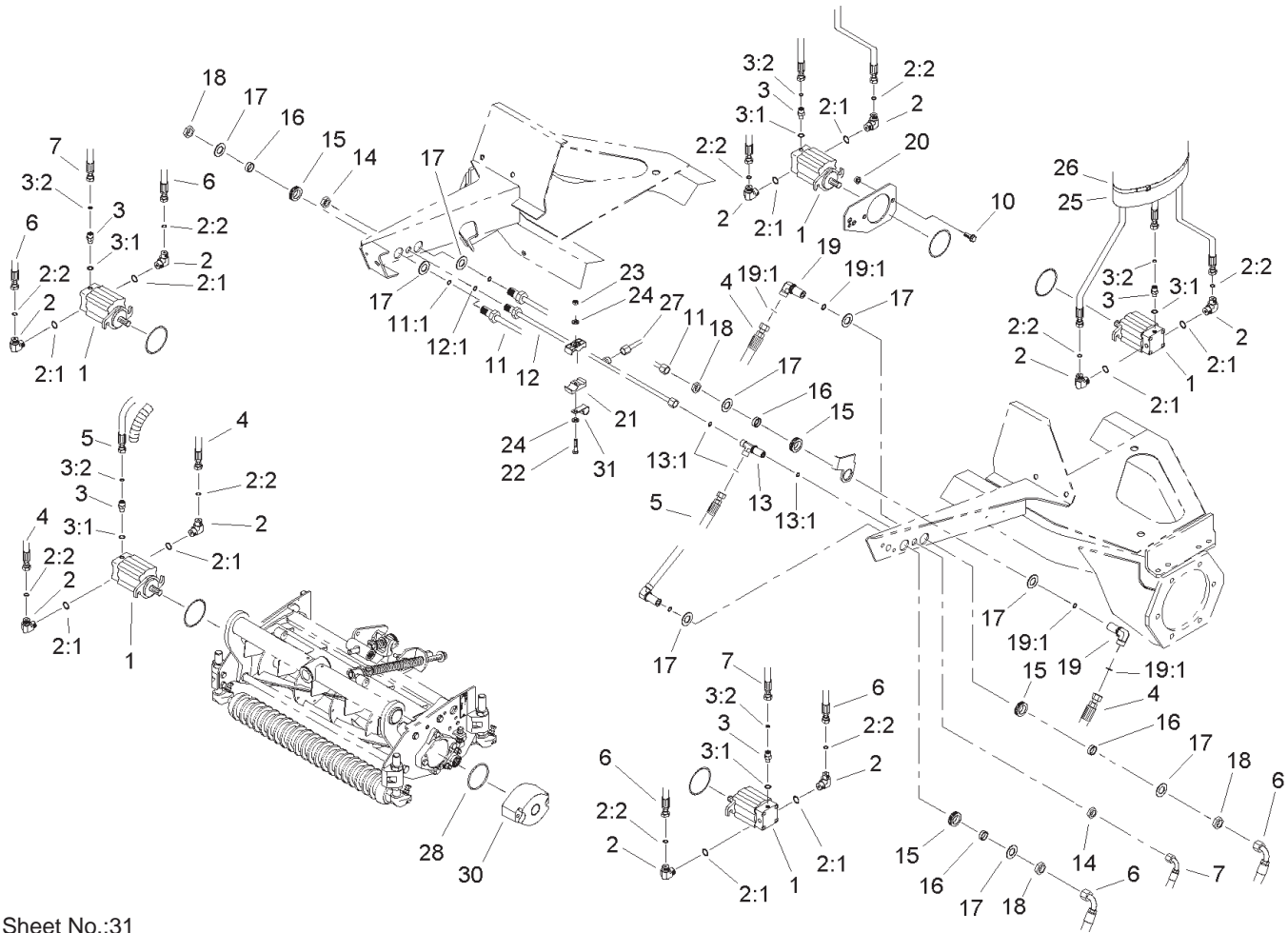
Sheet No.:C5

## Hydraulic Cylinder Assembly No. 99-2550

| Ref. No. | Part No. | Qty. | Description     |
|----------|----------|------|-----------------|
| ☆1       |          | 1    | Barrel          |
| 2        | 32152-10 | 1    | Locknut         |
| ☆4       |          | 1    | Piston          |
| ☆9       |          | 1    | Head            |
| ☆11      |          | 1    | Collar          |
| ☆12      |          | 1    | Shaft And Tube  |
| 13       | 302-5    | 1    | Fitting-Grease  |
| 14       | 100-8023 | 1    | Seal Repair Kit |
| ☆14:1    |          | 1    | Seal-Psp        |
| ☆14:2    |          | 1    | O-Ring          |
| ☆14:3    |          | 1    | O-Ring          |
| ☆14:4    |          | 1    | Backup          |
| ☆14:5    |          | 1    | Seal-Rod        |
| ☆14:6    |          | 1    | Seal-Dust       |

| Ref. No. | Part No. | Qty. | Description |
|----------|----------|------|-------------|
|          |          |      |             |
|          |          |      |             |
|          |          |      |             |
|          |          |      |             |

☆ Not serviced separately

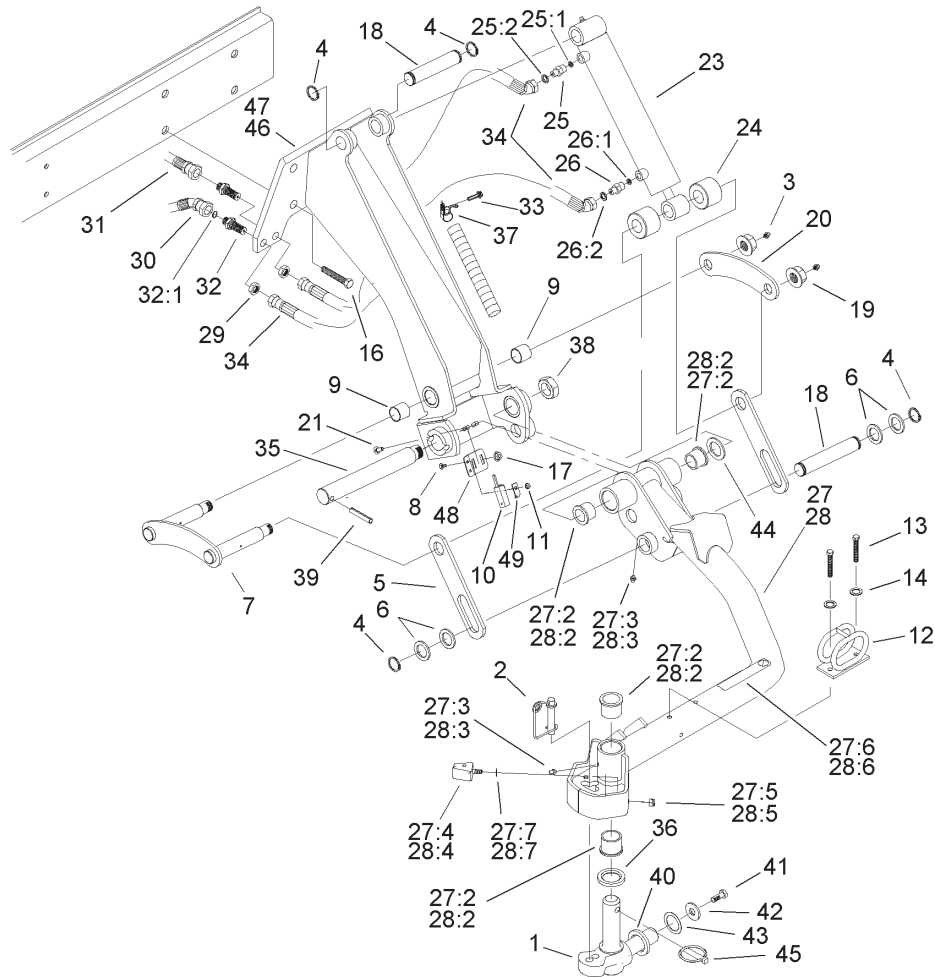


Sheet No.:31

## Reel Motor Assembly

| Ref. No. | Part No. | Qty. | Description            |
|----------|----------|------|------------------------|
| 1        | 98-9999  | 5    | HYD Motor ASM          |
| 2        | 340-98   | 10   | Fitting-HYD, 90°       |
| 2:1      | 237-79   | 1    | O-Ring                 |
| 2:2      | 237-30   | 1    | O-Ring                 |
| 3        | 340-92   | 5    | Fitting-HYD, Straight  |
| 3:1      | 237-78   | 1    | O-Ring                 |
| 3:2      | 237-21   | 1    | O-Ring                 |
| 4        | 105-7902 | 2    | HYD Hose ASM           |
| 5        | 92-7560  | 1    | HYD Hose ASM           |
| 6        | 105-7901 | 4    | HYD Hose ASM           |
| 7        | 92-7559  | 2    | HYD Hose ASM           |
| 10       | 3234-11  | 14   | Screw-HHF              |
| 11       | 93-4219  | 1    | Tube ASM               |
| 11:1     | 237-30   | 1    | O-Ring                 |
| 12       | 93-4223  | 1    | Front Drain Tube ASM   |
| 12:1     | 237-22   | 2    | O-Ring                 |
| 13       | 340-68   | 1    | Fitting-T ee, Bulkhead |
| 13:1     | 237-22   | 3    | O-Ring                 |
| 14       | 340-70   | 2    | Nut-Lock               |
| 15       | 240-5    | 5    | Grommet                |
| 16       | 69-8960  | 5    | Spacer                 |
| 17       | 69-8930  | 10   | Washer                 |
| 18       | 340-127  | 5    | Nut-Bulkhead           |
| 19       | 93-9151  | 2    | Fitting-HYD            |
| 19:1     | 237-30   | 2    | O-Ring                 |
| 20       | 32128-43 | 14   | Nut-Flange             |

| Ref. No. | Part No.    | Qty. | Description       |
|----------|-------------|------|-------------------|
| 21       | 56-7972     | 4    | Clamp-T ube       |
| 22       | 322-7       | 2    | Screw-HH          |
| 23       | 3296-47     | 2    | Nut-Lock, NI      |
| 24       | 3256-23     | 4    | Washer-Flat       |
| 25       | 99-5617     | 5    | Sleeve-Protective |
| 26       | 3290-379    | 6    | Tie-Cable         |
| 27       | 104-3718    | 1    | Drain Tube ASM    |
| 28       | 93-9783     | 14   | O-Ring            |
| 30       | 105-4011-03 | 7    | Weight-End        |
| 31       | 2412-150    | 1    | J-Clip            |

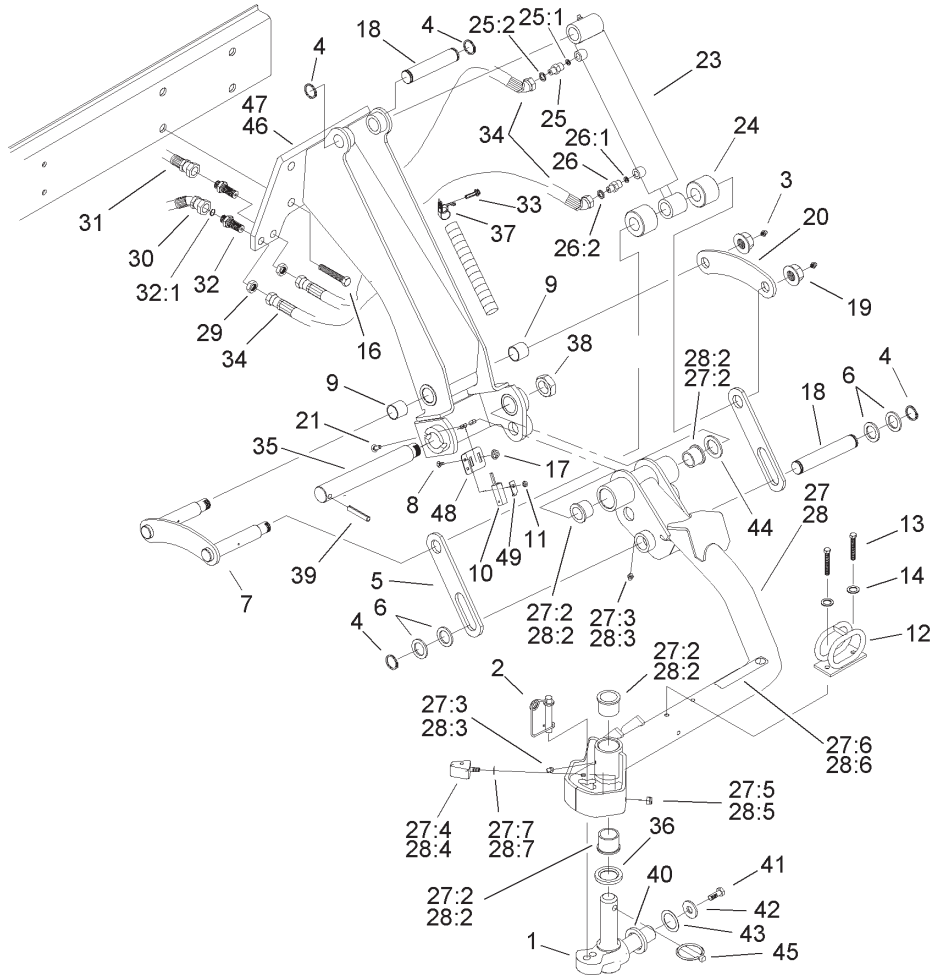


Sheet No.:32

## Rear No. 6 and No. 7 Lift Arm Assembly

| Ref. No. | Part No.   | Qty. | Description           |
|----------|------------|------|-----------------------|
| 1        | 98-1880-03 | 2    | Knuckle-Pivot         |
| 2        | 99-5610    | 2    | Pin                   |
| 3        | 302-2      | 4    | Fitting-Grease        |
| 4        | 32151-36   | 8    | Ring-Retaining        |
| 5        | 93-2704    | 4    | Link-Left             |
| 6        | 10-81 10   | 8    | Washer-Thrust         |
| 7        | 98-8823    | 2    | Link                  |
| 8        | 104-1450   | 2    | Bolt-CARR             |
| 9        | 67-1750    | 4    | Bushing               |
| 10       | 100-1270   | 2    | Switch-Proximity      |
| 11       | 32149-7    | 2    | Nut-Keps              |
| 12       | 99-5621    | 2    | Guide-Hose            |
| 13       | 33114-020  | 4    | Screw-HH              |
| 14       | 3253-4     | 4    | Washer-Lock           |
| 16       | 33108-035  | 8    | Screw-HHF             |
| 17       | 32128-33   | 4    | Nut-HF                |
| 18       | 93-2699    | 4    | Pin                   |
| 19       | 33029-00   | 4    | Nut-Lock, NI          |
| 20       | 98-8821    | 2    | Link-Rear             |
| 21       | 3229-28    | 4    | Screw-CARR            |
| 23       | 93-2631    | 2    | Lift Cylinder ASM     |
| 24       | 93-2700    | 4    | Roller-Plastic        |
| 25       | 340-92     | 2    | Fitting-HYD, Straight |
| 25:1     | 237-78     | 1    | O-Ring                |
| 25:2     | 237-21     | 1    | O-Ring                |
| 26       | 94-1449    | 2    | Fitting               |

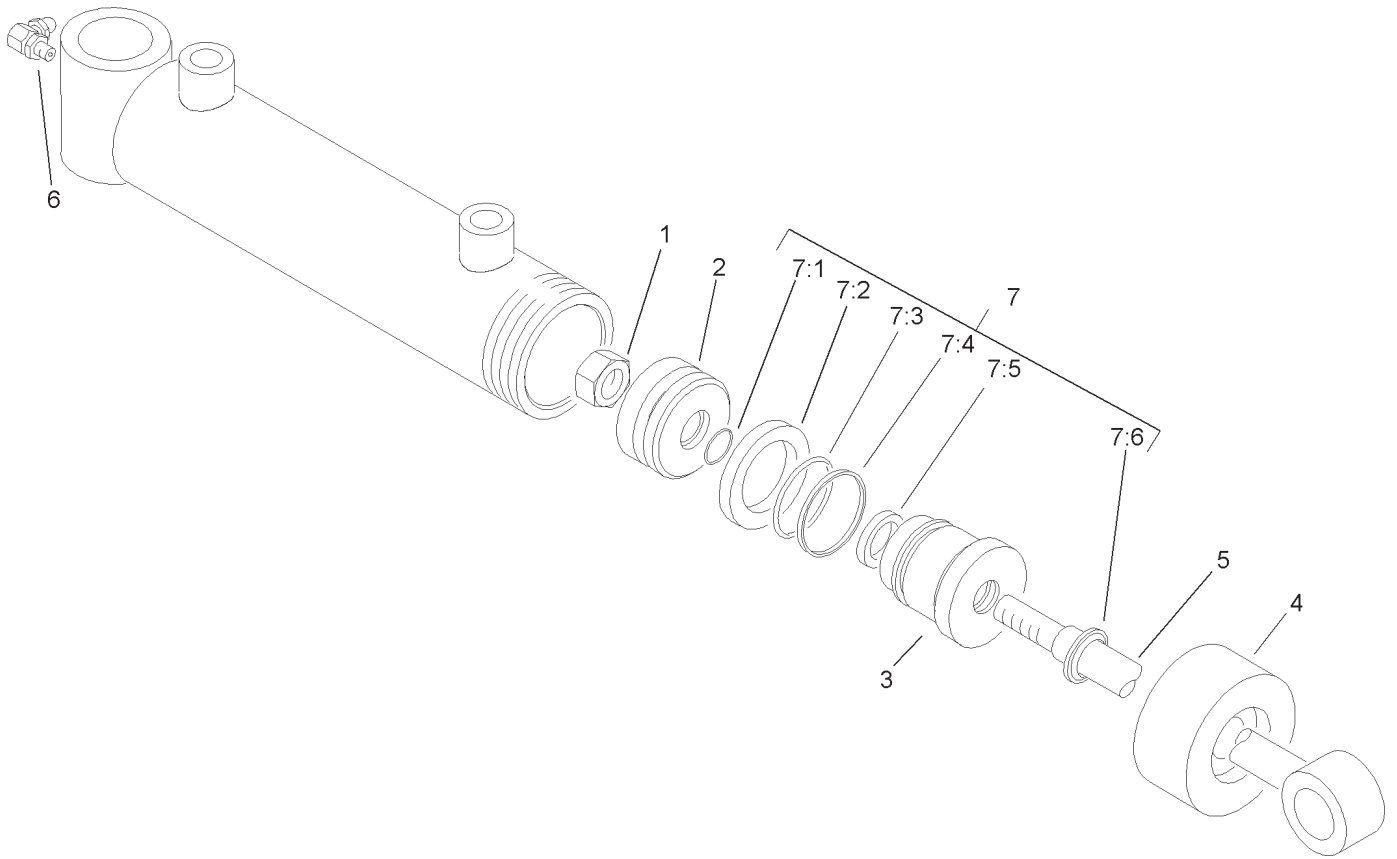
| Ref. No. | Part No.  | Qty. | Description            |
|----------|-----------|------|------------------------|
| 26:1     | 237-78    | 1    | O-Ring                 |
| 26:2     | 237-21    | 1    | O-Ring                 |
| 27       | 105-3358  | 1    | Lift Arm ASM No. 7     |
| 27:2     | 104-0015  | 4    | Bushing-Flange         |
| 27:3     | 302-5     | 2    | Fitting-Grease         |
| 27:4     | 106-9004  | 2    | Bumper                 |
| 27:5     | 3296-29   | 2    | Nut-Lock, NI           |
| 27:6     | 93-6687   | 1    | Decal-No Step          |
| 27:7     | 3255-8    | 2    | Washer-Lock            |
| 28       | 105-3357  | 1    | Lift Arm ASM No. 6     |
| 28:2     | 104-0015  | 4    | Bushing-Flange         |
| 28:3     | 302-5     | 2    | Fitting-Grease         |
| 28:4     | 106-9004  | 2    | Bumper                 |
| 28:5     | 3296-29   | 2    | Nut-Lock, NI           |
| 28:6     | 93-6687   | 1    | Decal-No Step          |
| 28:7     | 3255-8    | 2    | Washer-Lock            |
| 29       | 340-78    | 4    | Locknut-Bulkhead       |
| 30       | 104-3740  | 2    | Lift Cylinder Hose ASM |
| 31       | 104-3747  | 2    | Lift Cylinder Hose ASM |
| 32       | 94-1444   | 4    | Union Bulkhead         |
| 32:1     | 237-21    | 2    | O-Ring                 |
| 33       | 32144-1 1 | 6    | Screw-T AP             |
| 34       | 92-7643   | 4    | HYD Hose ASM           |
| 35       | 98-8826   | 2    | Pin-Pivot              |



Sheet No.:32

## Rear No. 6 and No. 7 Lift Arm Assembly (Continued)

| Ref. No. | Part No.    | Qty. | Description              | Ref. No. | Part No. | Qty. | Description |
|----------|-------------|------|--------------------------|----------|----------|------|-------------|
| 36       | 94-8946     | 2    | Washer-Thrust            |          |          |      |             |
| 37       | 2412-93     | 6    | Clamp-R                  |          |          |      |             |
| 38       | 3296-49     | 2    | Nut-Lock, NI             |          |          |      |             |
| 39       | 32121-1 10  | 2    | Pin-Roll, Slotted        |          |          |      |             |
| 40       | 98-7974     | 2    | Washer-Thrust            |          |          |      |             |
| 41       | 98-7993     | 2    | Screw-HHF                |          |          |      |             |
| 42       | 3256-6      | 2    | Washer-Flat              |          |          |      |             |
| 43       | 3-6781      | 2    | Washer-Thrust            |          |          |      |             |
| 44       | 76-2980     | 2    | Washer-Thrust            |          |          |      |             |
| 45       | 283-71      | 2    | Pin-Lynch                |          |          |      |             |
| 46       | 105-3342-03 | 1    | No. 7 Support Arm<br>ASM |          |          |      |             |
| 47       | 105-3341-03 | 1    | No. 6 Support Arm<br>ASM |          |          |      |             |
| 48       | 105-3343    | 2    | Bracket-Switch           |          |          |      |             |
| 49       | 100-4872    | 2    | Plate-Switch, Neutral    |          |          |      |             |



Sheet No.:C6

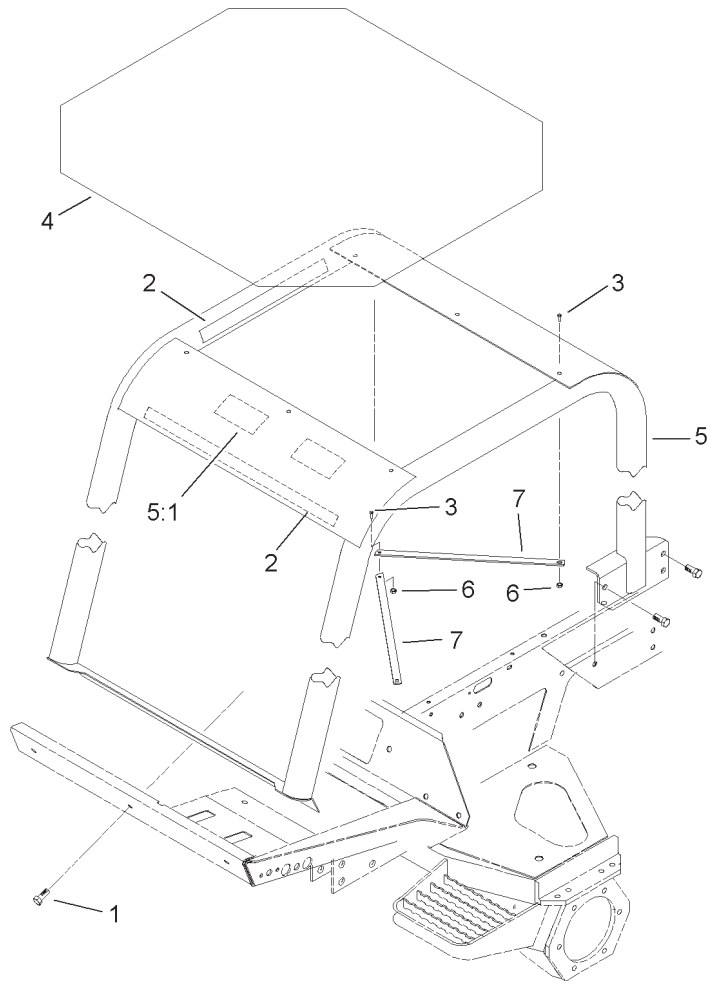
## Lift Cylinder Assembly No. 93-2631

| Ref. No. | Part No. | Qty. | Description     |
|----------|----------|------|-----------------|
| ☆1       |          | 1    | Nut-Lock        |
| ☆2       |          | 1    | Piston          |
| ☆3       |          | 1    | Head            |
| ☆4       |          | 1    | Collar          |
| ☆5       |          | 1    | Shaft           |
| 6        | 302-33   | 1    | Fitting-Grease  |
| 7        | 94-2608  | 1    | Seal Repair Kit |
| ☆7:1     |          | 1    | O-Ring          |
| ☆7:2     |          | 1    | Seal-Special    |
| ☆7:3     |          | 1    | O-Ring          |
| ☆7:4     |          | 1    | Seal-Backup     |
| ☆7:5     |          | 1    | Seal-Rod        |
| ☆7:6     |          | 1    | Seal-Dust       |

| Ref. No. | Part No. | Qty. | Description |
|----------|----------|------|-------------|
|          |          |      |             |
|          |          |      |             |
|          |          |      |             |

☆ Not serviced separately





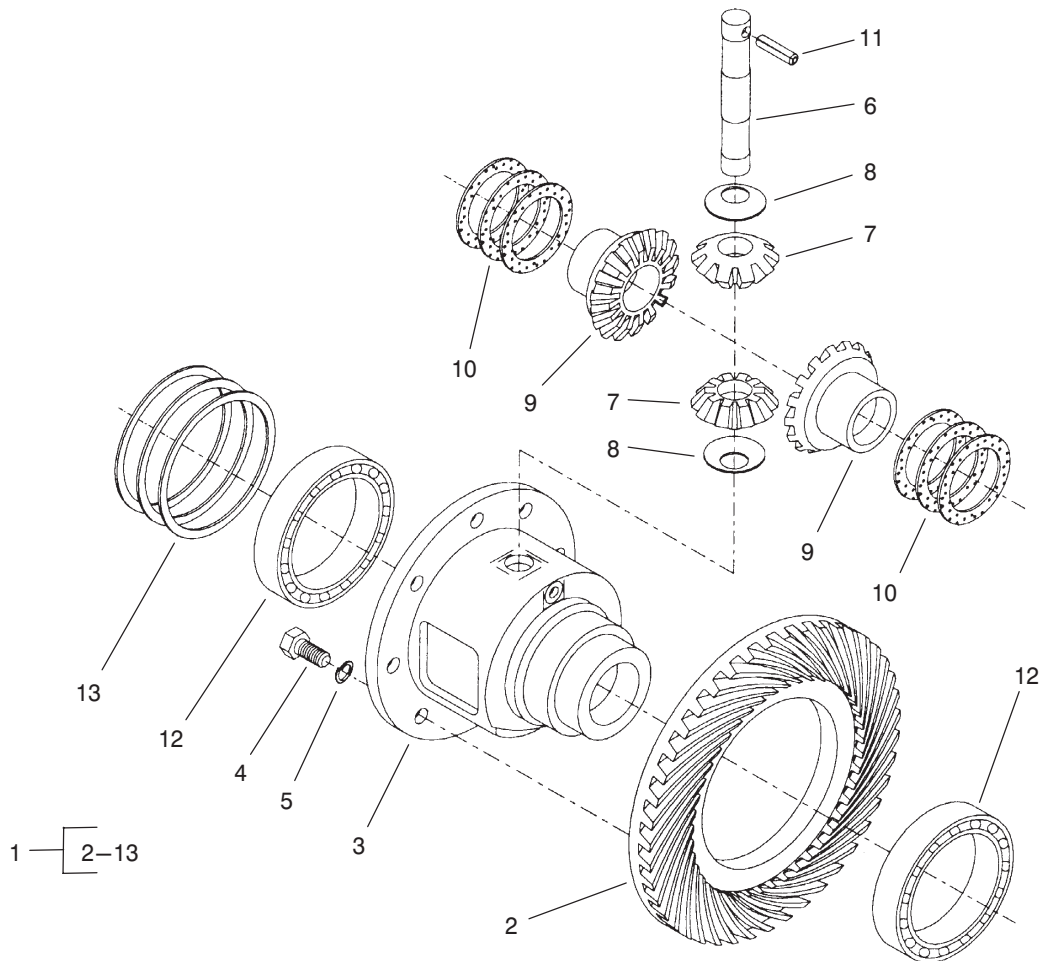
Sheet No.:34

## Roll-Over-Protection-System Assembly

| Ref. No. | Part No.  | Qty. | Description      |
|----------|-----------|------|------------------|
| 1        | 3234-38   | 3    | Screw-HHF        |
| 2        | 93-9157   | 4    | Velcro-Hook      |
| 3        | 33104-030 | 5    | Screw-HHF        |
| 4        | 93-9160   | 1    | Cover-Rops       |
| 5        | 94-2643   | 1    | Rops ASM         |
| 5:1      | 93-8050   | 1    | Decal-Roof, Rops |
| 6        | 33024-00  | 5    | Nut-Lock         |
| 7        | 93-9159   | 2    | Strap-Cover      |

| Ref. No. | Part No. | Qty. | Description |
|----------|----------|------|-------------|
|          |          |      |             |
|          |          |      |             |
|          |          |      |             |
|          |          |      |             |
|          |          |      |             |
|          |          |      |             |
|          |          |      |             |
|          |          |      |             |
|          |          |      |             |
|          |          |      |             |

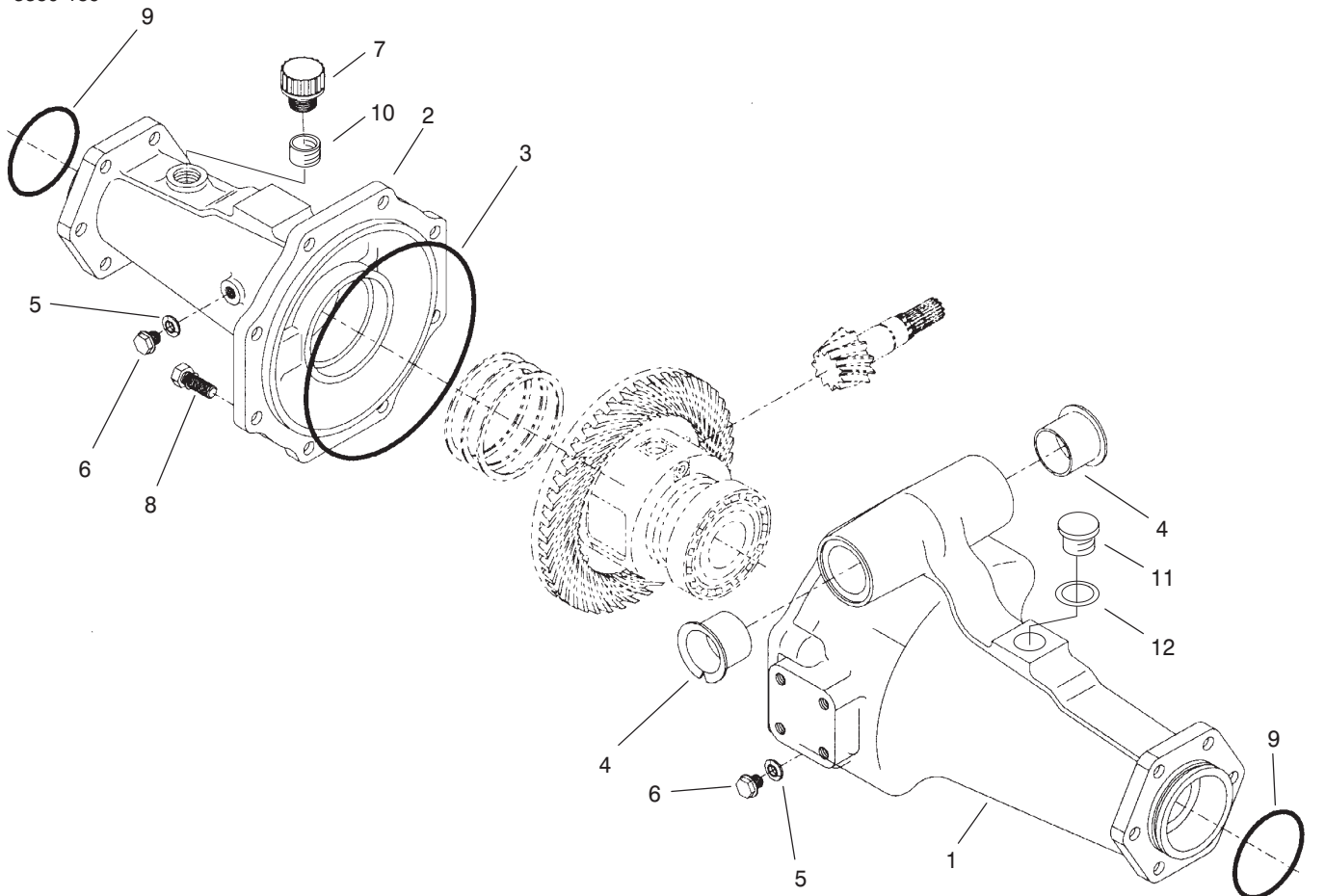




Sheet No.:84  
T-3203-1

## Differential Assembly Rear Axle Assembly No. 100-3784 (Continued)

| Ref. No. | Part No. | Qty. | Description                    | Ref. No. | Part No. | Qty. | Description |
|----------|----------|------|--------------------------------|----------|----------|------|-------------|
| 1        | 95-7503  | 1    | Differential ASM               |          |          |      |             |
| 2        | 100-2555 | 1    | Ring And Pinion<br>Matched Set |          |          |      |             |
| 3        | 95-7502  | 1    | Case-Dif ferential             |          |          |      |             |
| 4        | 99-7576  | 8    | Bolt                           |          |          |      |             |
| 5        | 99-7577  | 8    | Washer-Spring                  |          |          |      |             |
| 6        | 99-7578  | 1    | Shaft-Dif ferential            |          |          |      |             |
| 7        | 99-7579  | 2    | Pinion-Dif ferential           |          |          |      |             |
| 8        | 99-7580  | 2    | Washer-Dif ferential           |          |          |      |             |
| 9        | 99-7581  | 2    | Gear-Dif ferential             |          |          |      |             |
| 10       | 99-7582  | 2    | Washer-Dif ferential           |          |          |      |             |
| 10       | 99-7583  | 2    | Washer-Dif ferential           |          |          |      |             |
| 10       | 99-7584  | 2    | Washer-Dif ferential           |          |          |      |             |
| 11       | 99-7588  | 1    | Pin-Spring                     |          |          |      |             |
| 12       | 99-7562  | 2    | Bearing-Ball                   |          |          |      |             |
| 13       | 99-7585  | 2    | Shim 0.1                       |          |          |      |             |
| 13       | 99-7586  | 2    | Shim 0.2                       |          |          |      |             |
| 13       | 99-7587  | 2    | Shim 0.4                       |          |          |      |             |

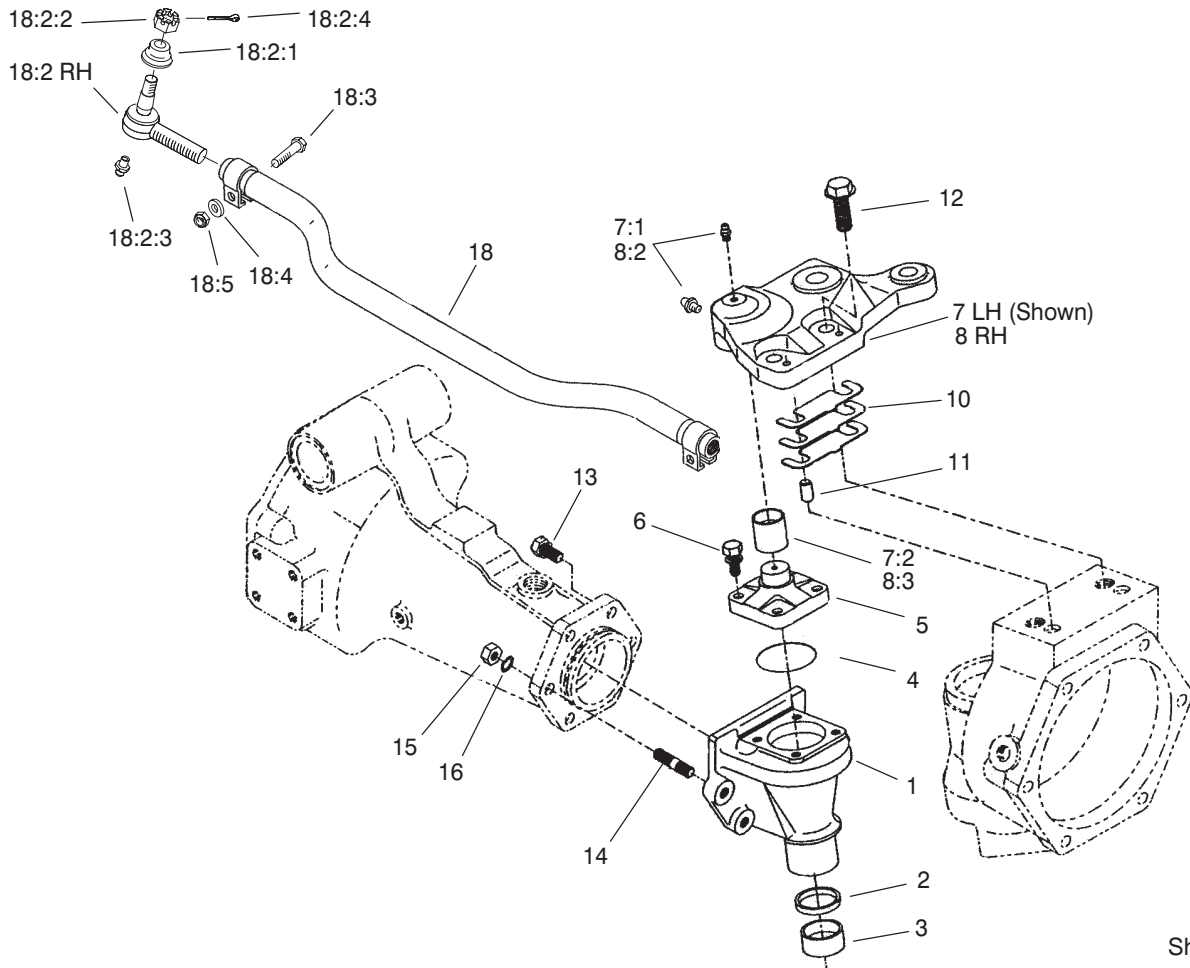


Sheet No.:85  
T-3204-1

## Axle Support Assembly Rear Axle Assembly No. 100-3784 (Continued)

| Ref. No. | Part No. | Qty. | Description     |
|----------|----------|------|-----------------|
| 1        | 95-7508  | 1    | Support-Axle    |
| 2        | 95-7506  | 1    | Support-Axle    |
| 3        | 95-7507  | 1    | O-Ring          |
| 4        | 95-7537  | 2    | Bushing-Flanged |
| 5        | 99-7590  | 2    | Washer-Seal     |
| 6        | 99-7589  | 2    | Plug            |
| 7        | 99-7591  | 1    | Oil Plug ASM    |
| 8        | 99-7592  | 8    | Bolt            |
| 9        | 99-7593  | 2    | O-Ring          |
| 10       | 104-2377 | 1    | Extension-V ent |
| 11       | 104-8643 | 1    | Plug            |
| 12       | 104-8644 | 1    | O-Ring          |

| Ref. No. | Part No. | Qty. | Description |
|----------|----------|------|-------------|
|          |          |      |             |
|          |          |      |             |
|          |          |      |             |
|          |          |      |             |
|          |          |      |             |
|          |          |      |             |
|          |          |      |             |
|          |          |      |             |
|          |          |      |             |
|          |          |      |             |
|          |          |      |             |
|          |          |      |             |
|          |          |      |             |
|          |          |      |             |
|          |          |      |             |
|          |          |      |             |
|          |          |      |             |
|          |          |      |             |
|          |          |      |             |
|          |          |      |             |
|          |          |      |             |



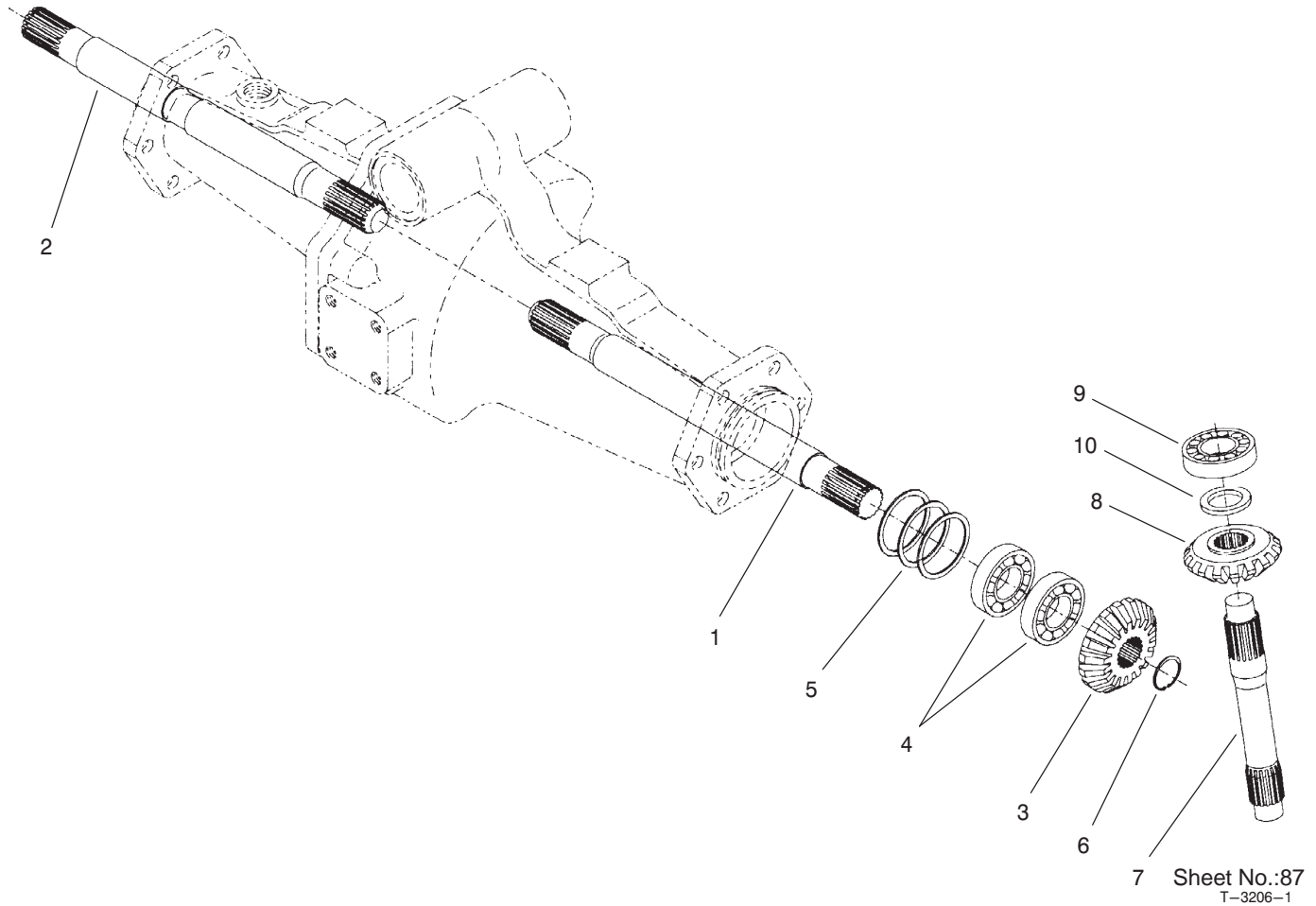
Sheet No.:86  
T-3503

## Bevel Gear Case Assembly Rear Axle Assembly No. 100-3784 (Continued)

| Ref. No. | Part No. | Qty. | Description         |
|----------|----------|------|---------------------|
| 1        | 95-7538  | 2    | Case-Gear , Bevel   |
| 2        | 100-2557 | 2    | Seal-Oil            |
| 3        | 104-2378 | 2    | Bushing             |
| 4        | 104-2372 | 2    | O-Ring              |
| 5        | 104-2373 | 2    | Knuckle             |
| 6        | 104-2374 | 8    | Bolt                |
| 7        | 100-3768 | 1    | LH Steering Arm ASM |
| 7:1      | 302-5    | 2    | Fitting-Grease      |
| 7:2      | 104-8634 | 1    | Bushing             |
| 8        | 100-3766 | 1    | RH Steering Arm ASM |
| 8:2      | 302-5    | 2    | Fitting-Grease      |
| 8:3      | 104-8634 | 1    | Bushing             |
| 10       | 95-7547  | 2    | Shim 0.1            |
| 10       | 95-7548  | 2    | Shim 0.2            |
| 10       | 95-7549  | 2    | Shim 0.4            |
| 11       | 99-7597  | 4    | Pin-Dowel           |
| 12       | 104-2375 | 4    | Bolt                |
| 13       | 99-7599  | 8    | Bolt                |
| 14       | 99-7525  | 4    | Stud                |
| 15       | 99-7526  | 4    | Nut                 |
| 16       | 99-7527  | 4    | Washer-Spring       |
| 18       | 100-3762 | 1    | Tie Rod ASM         |
| *18:1    | 100-3851 | 1    | LH Tie Rod End ASM  |
| *18:1:1  | 100-3853 | 1    | Cover-Dust          |

| Ref. No. | Part No. | Qty. | Description        |
|----------|----------|------|--------------------|
| *18:1:2  | 100-3854 | 1    | Nut-Castle         |
| *18:1:3  | 302-5    | 1    | Fitting-Grease     |
| *18:1:4  | 3272-1 1 | 1    | Pin-Cotter         |
| 18:2     | 100-3852 | 1    | RH Tie Rod End ASM |
| 18:2:1   | 100-3853 | 1    | Cover-Dust         |
| 18:2:2   | 100-3854 | 1    | Nut-Castle         |
| 18:2:3   | 302-5    | 1    | Fitting-Grease     |
| 18:2:4   | 3272-1 1 | 1    | Pin-Cotter         |
| 18:3     | 100-3855 | 2    | Bolt               |
| 18:4     | 99-7527  | 2    | Washer-Spring      |
| 18:5     | 99-7526  | 2    | Nut                |

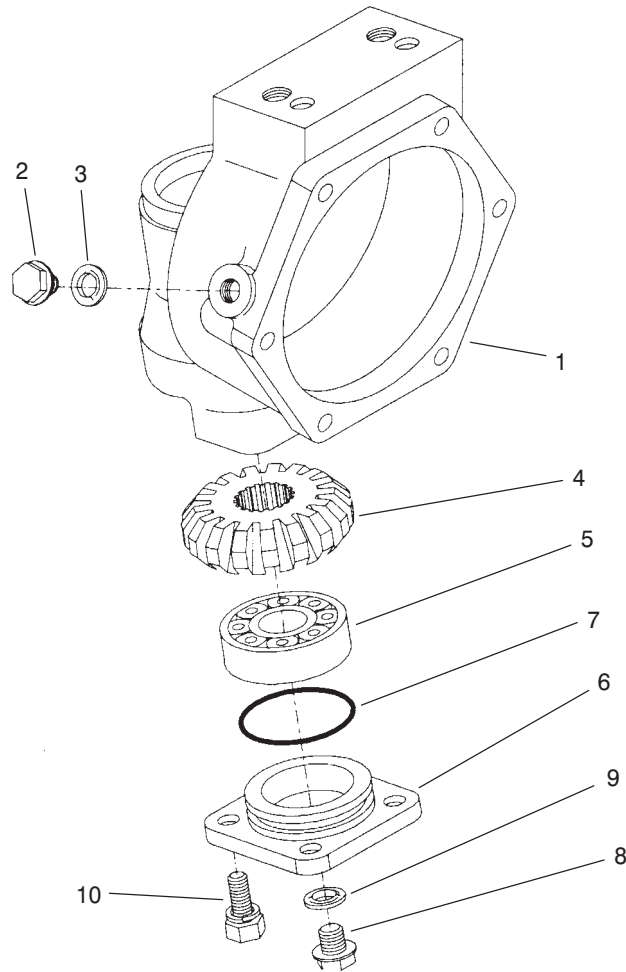
\* Not illustrated



## Bevel Gear Shaft Assembly Rear Axle Assembly No. 100-3784 (Continued)

| Ref. No. | Part No. | Qty. | Description                  |
|----------|----------|------|------------------------------|
| 1        | 95-7509  | 1    | Shaft-Gear ,<br>Differential |
| 2        | 95-7512  | 1    | Shaft-Gear ,<br>Differential |
| 3        | 95-7517  | 2    | Gear-Bevel, 15 Tooth         |
| 4        | 99-7530  | 4    | Bearing-Ball                 |
| 5        | 99-7552  | 2    | Shim 0.1                     |
| 5        | 99-7553  | 2    | Shim 0.2                     |
| 5        | 99-7554  | 2    | Shim 0.5                     |
| 6        | 99-7531  | 2    | Clip                         |
| 7        | 95-7529  | 2    | Shaft-Gear , Bevel           |
| 8        | 95-7519  | 2    | Gear-Bevel, 17 Tooth         |
| 9        | 99-7532  | 2    | Bearing-Roller , Taper       |
| 10       | 99-7558  | 2    | Collar                       |

| Ref. No. | Part No. | Qty. | Description |
|----------|----------|------|-------------|
|          |          |      |             |



Sheet No.:88  
T-3207-1

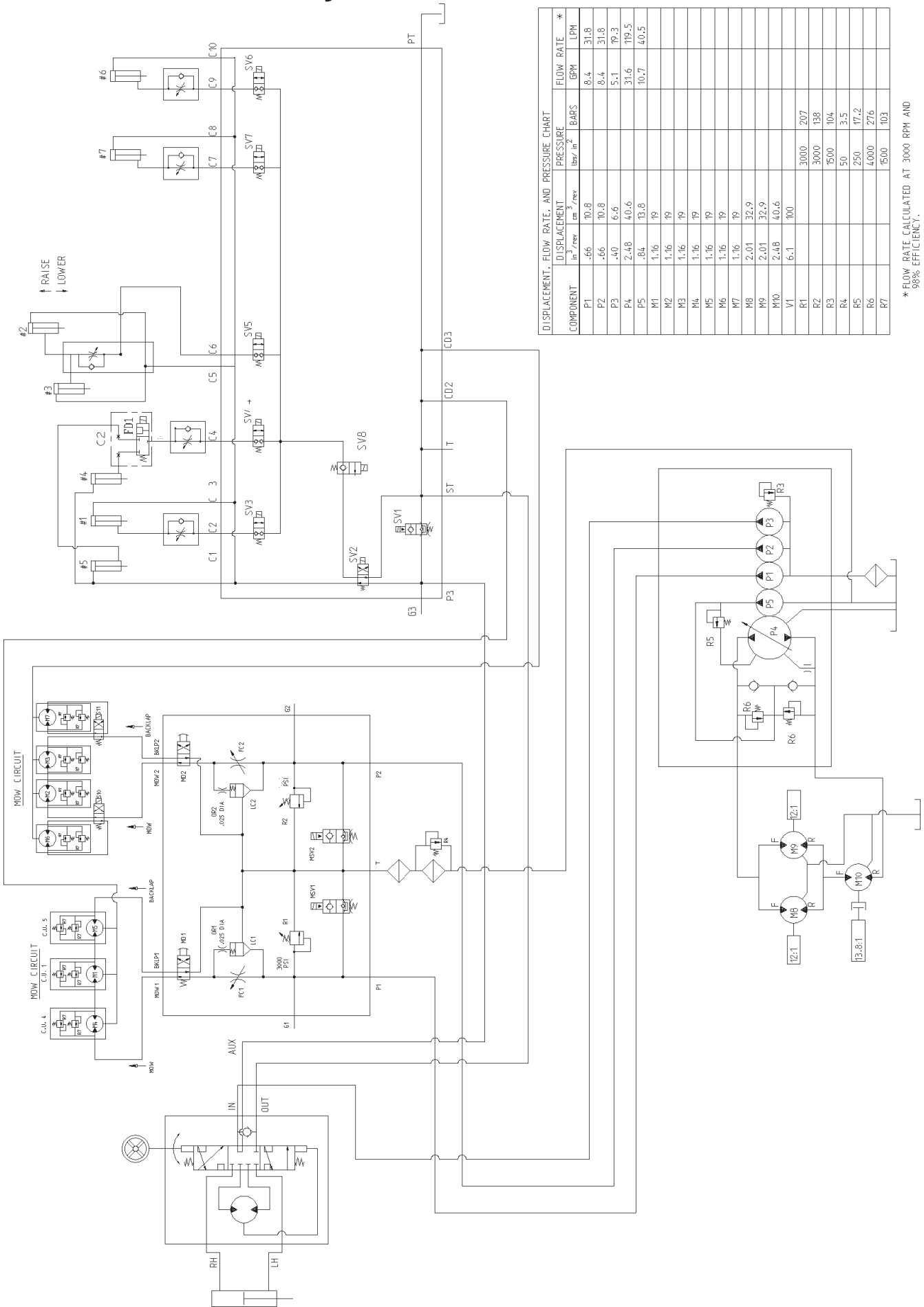
## Axle Case Assembly Rear Axle Assembly No. 100-3784 (Continued)

| Ref. No. | Part No. | Qty. | Description           |
|----------|----------|------|-----------------------|
| 1        | 95-7531  | 2    | Case-Axle             |
| 2        | 99-7535  | 2    | Plug                  |
| 3        | 99-7536  | 2    | Washer-Seal           |
| 4        | 95-7527  | 2    | Gear-Bevel, 17 Tooth  |
| 5        | 99-7532  | 2    | Bearing-Roller, Taper |
| 6        | 100-2560 | 2    | Cover                 |
| 7        | 100-2561 | 2    | O-Ring                |
| 8        | 99-7589  | 2    | Plug                  |
| 9        | 99-7590  | 2    | Washer-Seal           |
| 10       | 100-2562 | 8    | Bolt                  |

| Ref. No. | Part No. | Qty. | Description |
|----------|----------|------|-------------|
|          |          |      |             |
|          |          |      |             |
|          |          |      |             |
|          |          |      |             |
|          |          |      |             |
|          |          |      |             |
|          |          |      |             |
|          |          |      |             |
|          |          |      |             |
|          |          |      |             |

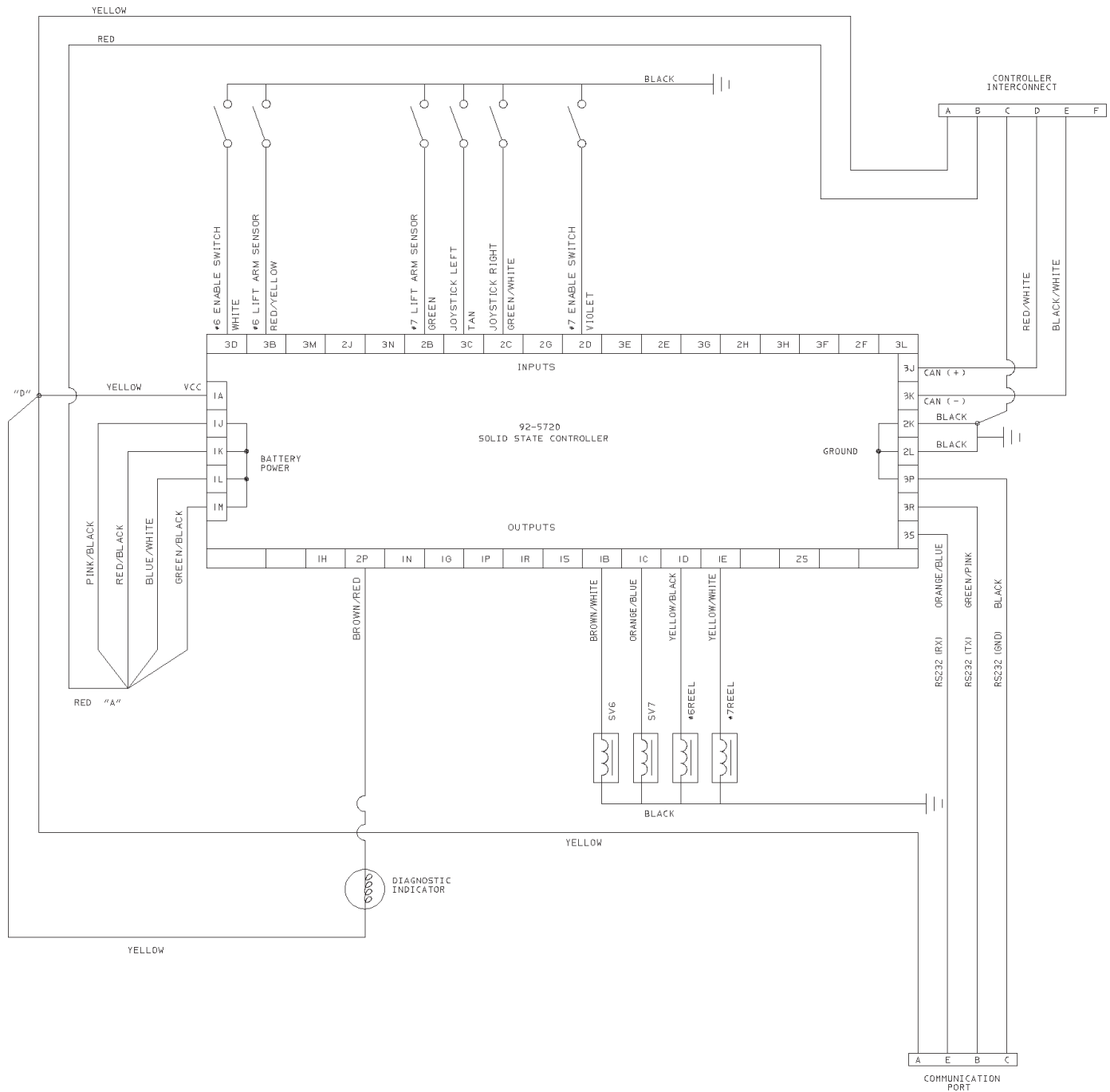


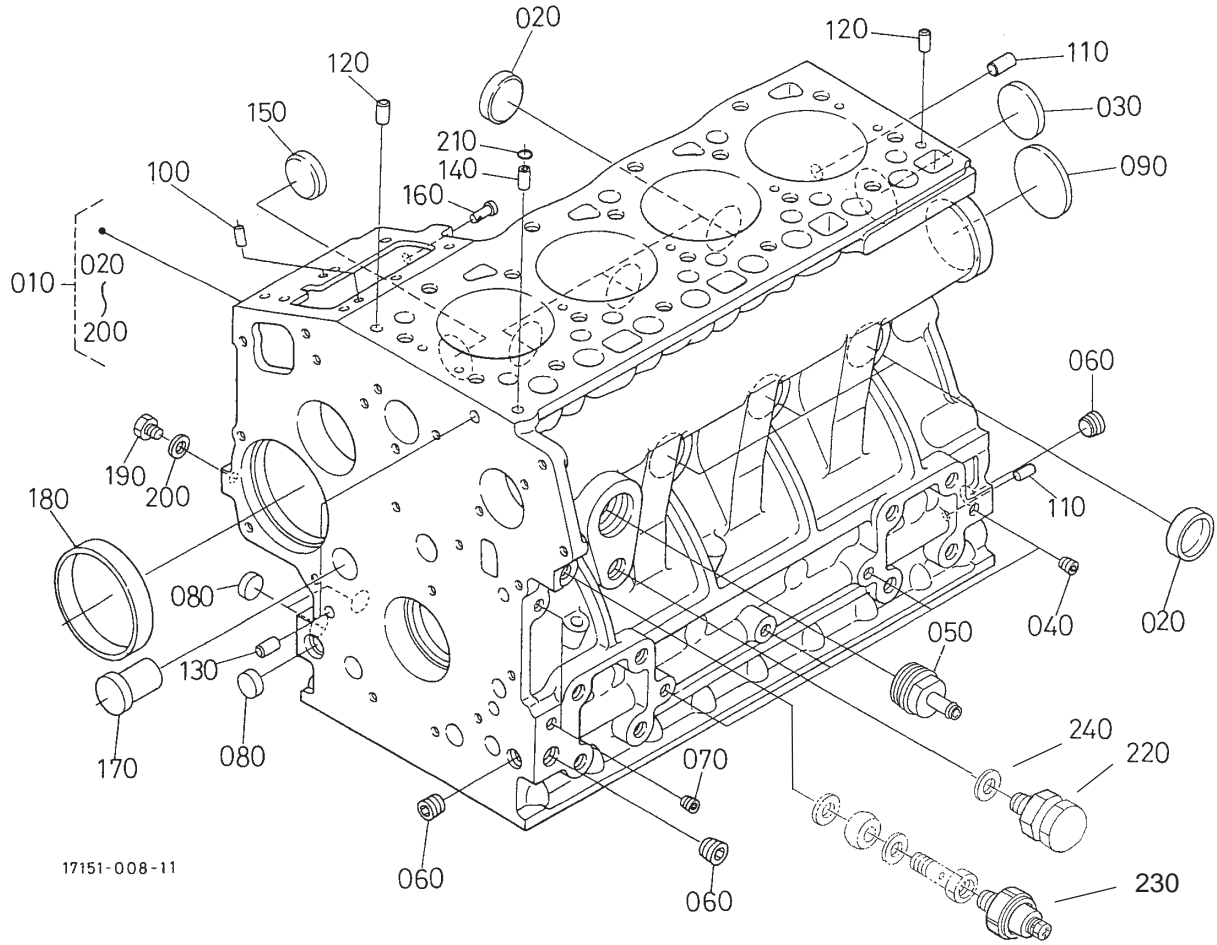
# Hydraulic Schematic





# Controller Electrical Schematic





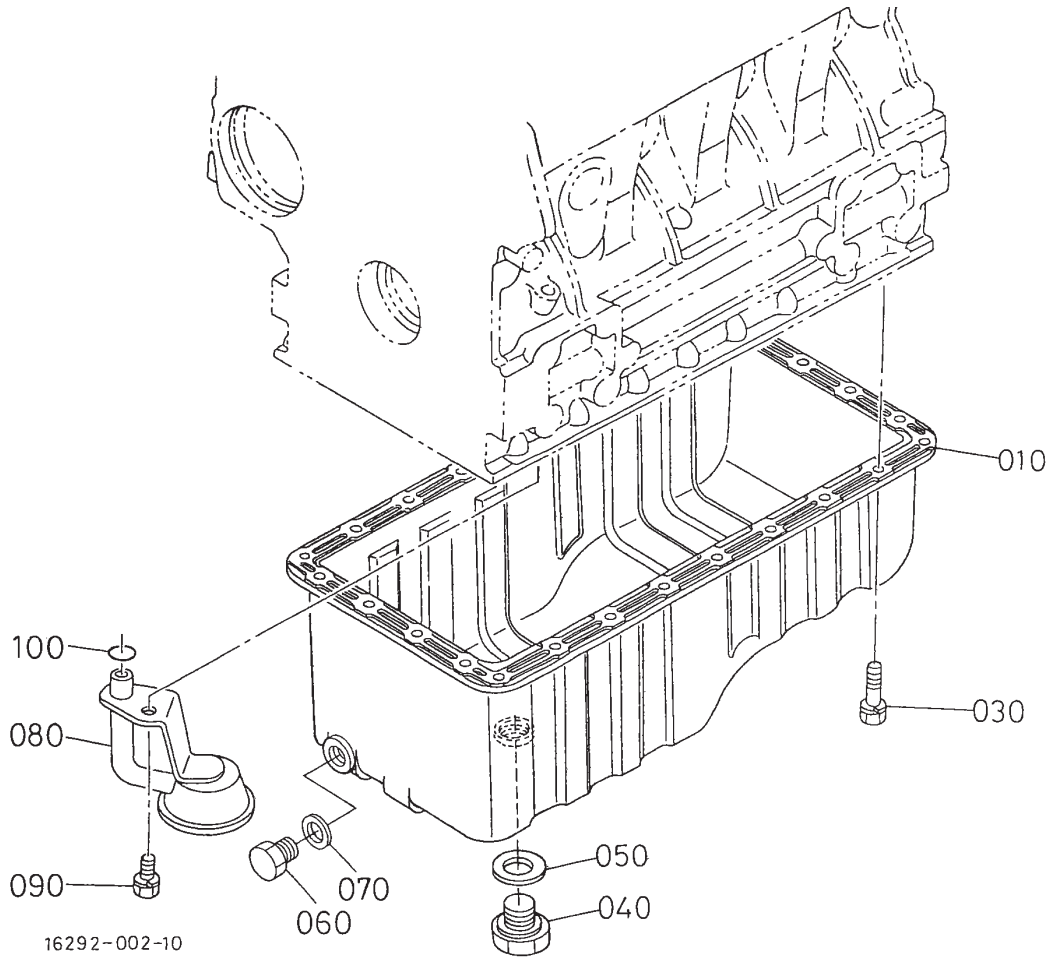
17151-008-11

Sheet No.:51

## Crankcase Assembly

| Ref. No. | Part No. | Qty. | Description                |
|----------|----------|------|----------------------------|
| 10       | 105-3701 | 1    | Crankcase-Complete         |
| 20       | 98-9398  | 6    | Cap-Sealing                |
| 30       | 98-7539  | 1    | Cap-Sealing                |
| 40       | 98-7540  | 4    | Cap-Sealing                |
| 50       | 98-8347  | 1    | Screw-T aptite             |
| 60       | 98-9597  | 3    | Plug                       |
| 70       | 98-7487  | 2    | Plug                       |
| 80       | 98-7489  | 3    | Plug                       |
| 90       | 98-9668  | 1    | Plug                       |
| 100      | 105-3793 | 2    | Pin-Straight               |
| 110      | 105-3794 | 2    | Pin-Straight               |
| 120      | 105-3795 | 2    | Pin-Straight               |
| 130      | 98-9387  | 2    | Pin-Pipe                   |
| 140      | 98-9539  | 1    | Pin-Pipe                   |
| 150      | 98-9599  | 1    | Plug                       |
| 160      | 105-3796 | 1    | Pin-Start Spring           |
| 170      | 98-9675  | 1    | Plug                       |
| 180      | 98-9656  | 1    | Bushing-Governor ,<br>Gear |
| 190      | 98-7507  | 1    | Plug                       |
| 200      | 98-7428  | 1    | Gasket                     |
| 210      | 98-7509  | 1    | O-Ring                     |
| 220      | 99-3447  | 1    | Plug                       |
| 230      | 98-9416  | 1    | Switch-Oil                 |
| 240      | 106-7056 | 1    | Gasket                     |

| Ref. No. | Part No. | Qty. | Description |
|----------|----------|------|-------------|
|          |          |      |             |
|          |          |      |             |
|          |          |      |             |
|          |          |      |             |
|          |          |      |             |
|          |          |      |             |
|          |          |      |             |
|          |          |      |             |
|          |          |      |             |
|          |          |      |             |
|          |          |      |             |
|          |          |      |             |
|          |          |      |             |
|          |          |      |             |
|          |          |      |             |
|          |          |      |             |
|          |          |      |             |
|          |          |      |             |
|          |          |      |             |
|          |          |      |             |
|          |          |      |             |
|          |          |      |             |
|          |          |      |             |



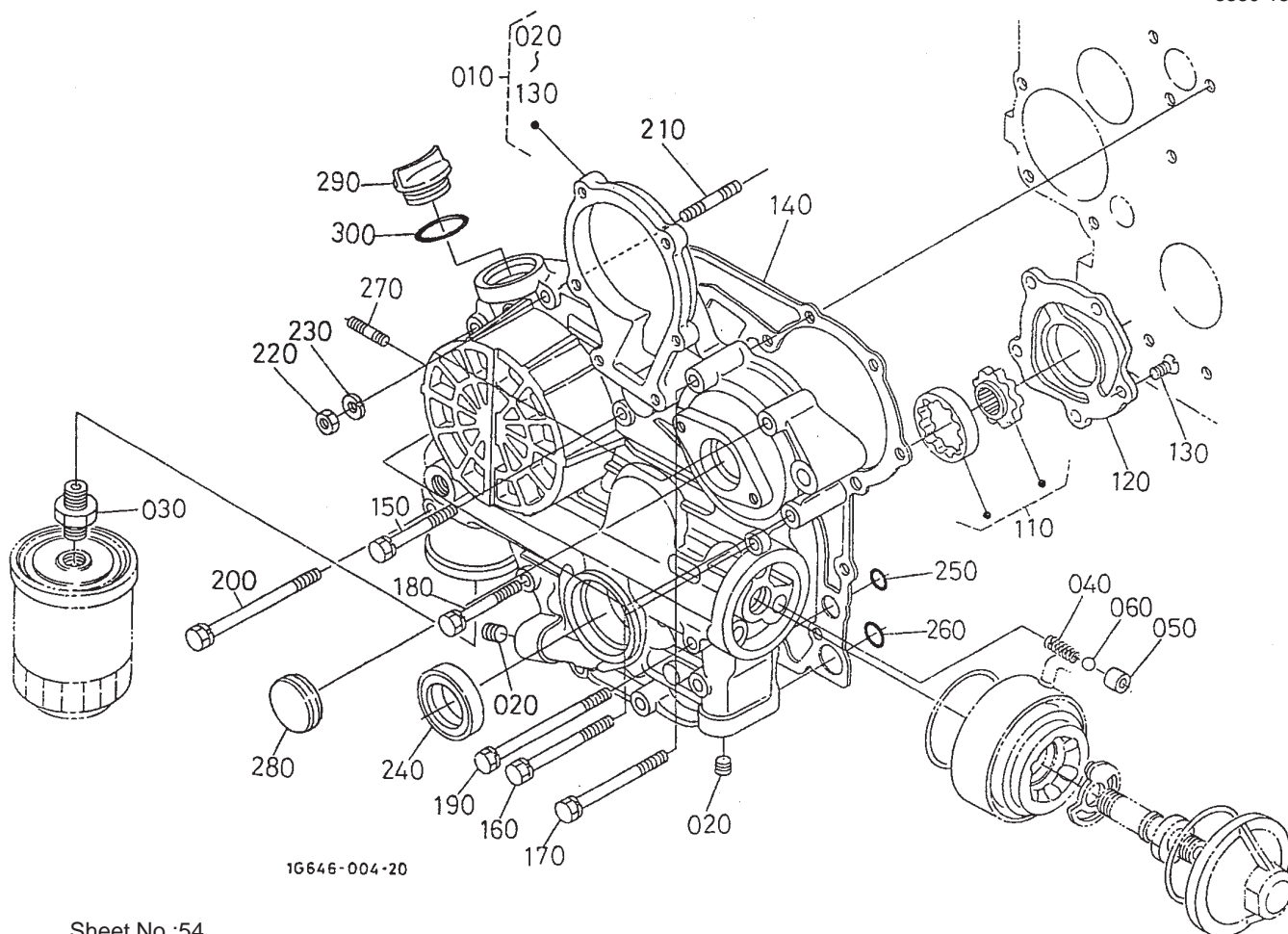
Sheet No.:52

## Oil Pan Assembly

| Ref. No. | Part No. | Qty. | Description       |
|----------|----------|------|-------------------|
| 10       | 105-3702 | 1    | Pan-Oil, Complete |
| 30       | 98-9350  | 2    | Bolt              |
| 40       | 105-3703 | 1    | Plug-Drain        |
| 50       | 98-9399  | 1    | Gasket            |
| 60       | 98-9386  | 1    | Plug              |
| 70       | 98-7524  | 1    | Gasket            |
| 80       | 105-3704 | 1    | Filter-Oil        |
| 90       | 98-7526  | 1    | Bolt              |
| 100      | 105-3776 | 1    | O-Ring            |

| Ref. No. | Part No. | Qty. | Description |
|----------|----------|------|-------------|
|          |          |      |             |
|          |          |      |             |
|          |          |      |             |
|          |          |      |             |
|          |          |      |             |
|          |          |      |             |
|          |          |      |             |
|          |          |      |             |
|          |          |      |             |
|          |          |      |             |





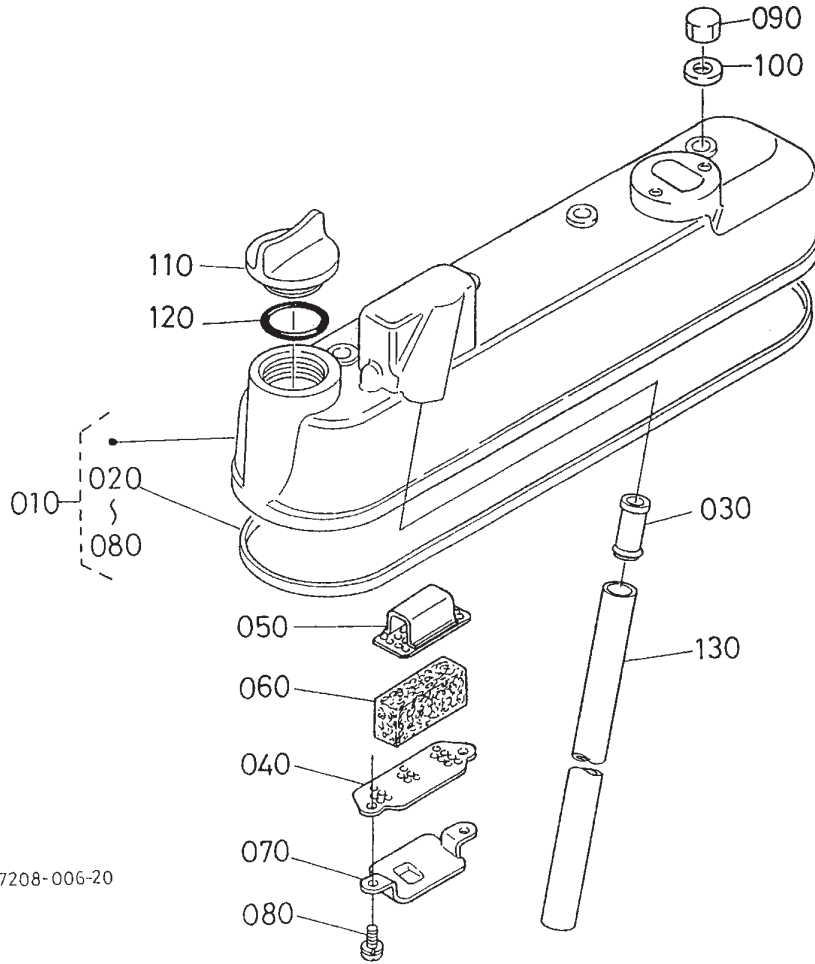
1G646-004-20

Sheet No.:54

## Gear Case Assembly

| Ref. No. | Part No. | Qty. | Description          |
|----------|----------|------|----------------------|
| 10       | 105-3707 | 1    | Case-Gear , Complete |
| 20       | 98-9598  | 5    | Plug                 |
| 30       | 98-9388  | 1    | Joint-Pipe           |
| 40       | 98-9544  | 1    | Spring               |
| 50       | 98-9543  | 1    | Seat-V valve         |
| 60       | 98-9380  | 1    | Ball                 |
| 110      | 98-9540  | 1    | Oil Pump Rotor ASM   |
| 120      | 105-3708 | 1    | Cover-Pump, Oil      |
| 130      | 98-9592  | 5    | Screw                |
| 140      | 98-9633  | 1    | Gasket-Case, Gear    |
| 150      | 98-7496  | 3    | Bolt                 |
| 160      | 105-3797 | 4    | Bolt                 |
| 170      | 98-9356  | 2    | Bolt                 |
| 180      | 98-9437  | 1    | Bolt                 |
| 190      | 98-9586  | 2    | Bolt                 |
| 200      | 99-351 1 | 1    | Bolt                 |
| 210      | 105-3709 | 1    | Stud                 |
| 220      | 98-7572  | 1    | Nut                  |
| 230      | 98-7699  | 1    | Washer-Spring        |
| 240      | 98-9482  | 1    | Seal-Oil             |
| 250      | 98-9372  | 2    | O-Ring               |
| 260      | 105-3777 | 1    | O-Ring               |
| 270      | 105-3710 | 2    | Stud                 |
| 280      | 98-9641  | 1    | Cover                |
| 290      | 98-9449  | 1    | Plug-Filler , Oil    |
| 300      | 99-3446  | 1    | O-Ring               |

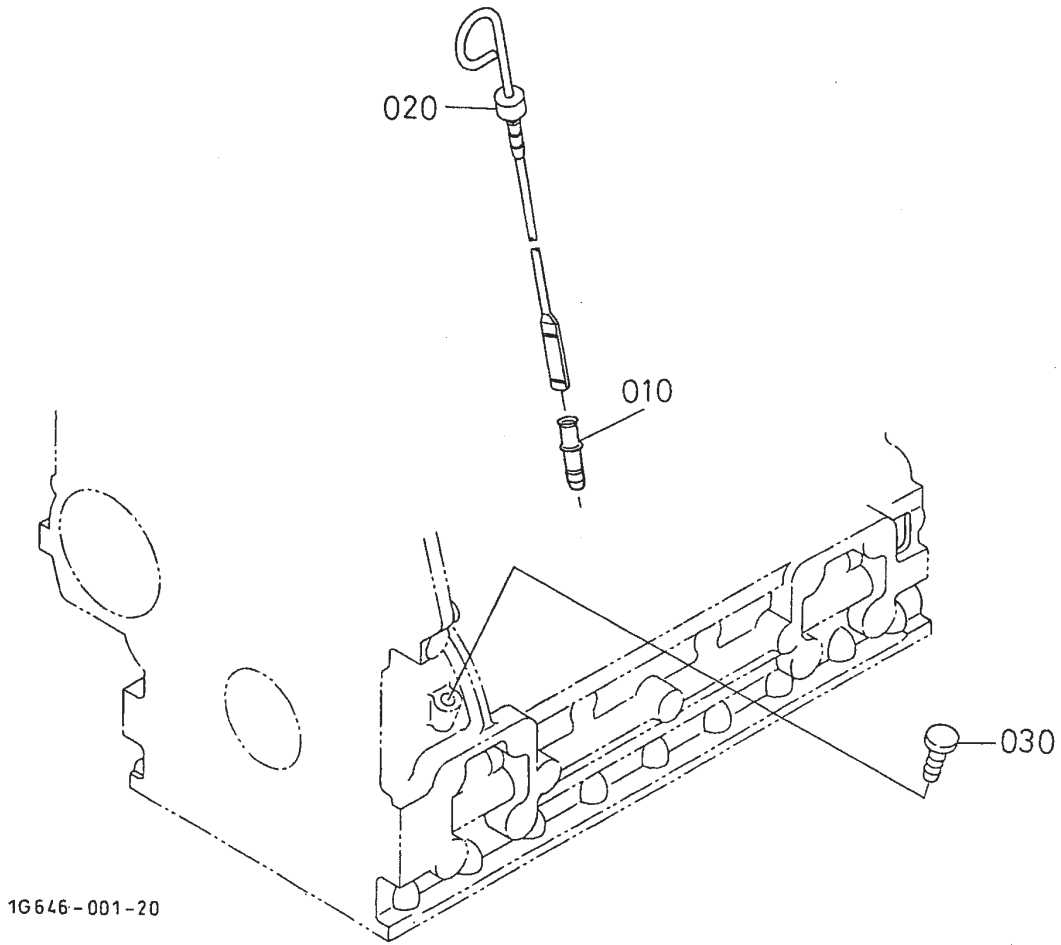
| Ref. No. | Part No. | Qty. | Description |
|----------|----------|------|-------------|
|          |          |      |             |



### Head Cover Assembly

| Ref. No. | Part No.  | Qty. | Description             |
|----------|-----------|------|-------------------------|
| 10       | 105-371 1 | 1    | Cylinder Head Cover ASM |
| 20       | 105-3712  | 1    | Gasket-Cover , Head     |
| 30       | 98-9492   | 1    | Joint-Pipe, Breather    |
| 40       | 98-9488   | 1    | Plate-Element, Breather |
| 50       | 98-9489   | 1    | Plate-Element, Breather |
| 60       | 98-9493   | 1    | Element-Breather        |
| 70       | 98-9490   | 1    | Shield-Oil, Breather    |
| 80       | 98-7421   | 2    | Screw-W/W asher         |
| 90       | 98-9455   | 4    | Nut-Cap                 |
| 100      | 98-9454   | 4    | Gasket                  |
| 110      | 98-9449   | 1    | Plug-Filler , Oil       |
| 120      | 99-3446   | 1    | O-Ring                  |
| 130      | 98-9491   | 1    | Pipe-Breather           |

| Ref. No. | Part No. | Qty. | Description |
|----------|----------|------|-------------|
|          |          |      |             |
|          |          |      |             |
|          |          |      |             |
|          |          |      |             |
|          |          |      |             |
|          |          |      |             |
|          |          |      |             |
|          |          |      |             |
|          |          |      |             |
|          |          |      |             |
|          |          |      |             |



1G646-001-20

Sheet No.:56

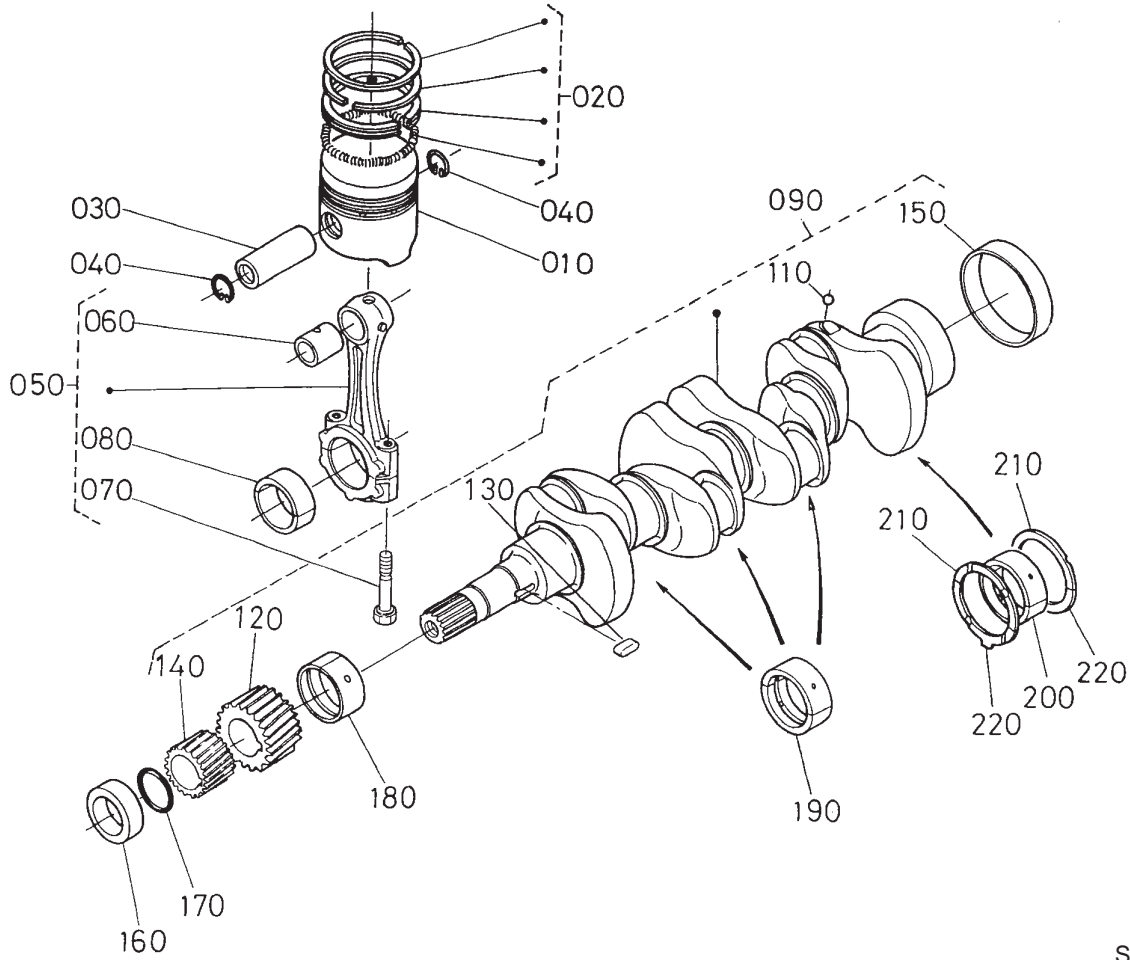
### Dipstick and Guide Assembly

| Ref. No. | Part No. | Qty. | Description      |
|----------|----------|------|------------------|
| 10       | 105-3713 | 1    | Guide-Gauge, Oil |
| 20       | 105-3714 | 1    | Gauge-Oil        |
| 30       | 105-3715 | 1    | Plug-Gauge, Oil  |

| Ref. No. | Part No. | Qty. | Description |
|----------|----------|------|-------------|
|          |          |      |             |
|          |          |      |             |
|          |          |      |             |







Sheet No.:59

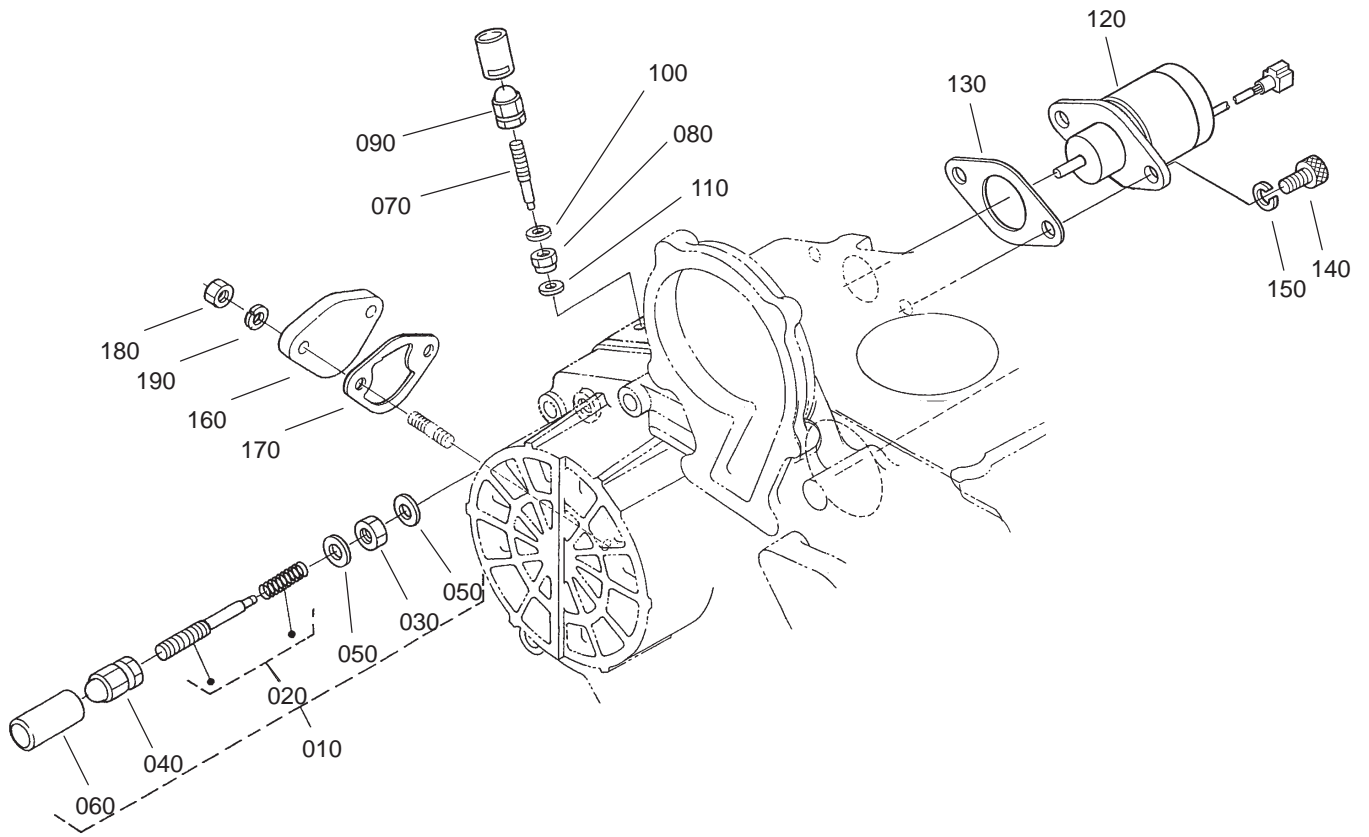
## Piston and Crankshaft Assembly

| Ref. No. | Part No. | Qty. | Description               |
|----------|----------|------|---------------------------|
| 10       | 98-9550  | 4    | Piston (STD)              |
| 20       | 98-9551  | 4    | Piston Ring ASM (STD)     |
| 20       | 98-9619  | 4    | Piston Ring ASM (0.5mm)   |
| 30       | 98-9513  | 4    | Pin-Piston                |
| 40       | 98-9514  | 8    | Clip-Circular, Piston Pin |
| 50       | 98-9552  | 4    | Connecting Rod ASM        |
| 60       | 98-9515  | 4    | Bushing-Pin, Piston       |
| 70       | 98-9517  | 8    | Bolt-Rod, Connecting      |
| 80       | 98-9519  | 4    | Bearing-Rod (0.2mm)       |
| 80       | 98-9520  | 4    | Bearing-Rod (0.4mm)       |
| 80       | 98-9553  | 4    | Bearing-Rod (STD)         |
| 90       | 105-3718 | 1    | Crankshaft-Complete       |
| 110      | 98-7473  | 4    | Ball                      |
| 120      | 98-9532  | 1    | Gear-Crankshaft           |
| 130      | 98-9666  | 1    | Key                       |
| 140      | 98-9542  | 1    | Gear-Drive, Oil Pump      |
| 150      | 98-9522  | 1    | Sleeve-Crankshaft         |
| 160      | 98-9521  | 1    | Collar-Crankshaft         |
| 170      | 98-9373  | 1    | O-Ring                    |
| 180      | 98-9554  | 1    | Bearing-Main (STD)        |
| 180      | 98-9528  | 1    | Bearing-Main (0.2mm)      |
| 180      | 98-9529  | 1    | Bearing-Main (0.4mm)      |

| Ref. No. | Part No. | Qty. | Description                |
|----------|----------|------|----------------------------|
| 190      | 98-9524  | 3    | Metal-Crankshaft (STD Set) |
| 190      | 98-9530  | 3    | Bearing-Main (0.2mm)       |
| 190      | 98-9531  | 3    | Bearing-Main (0.4mm)       |
| 200      | 98-9556  | 1    | Bearing-Main (STD)         |
| 200      | 105-3719 | 1    | Metal-Crankshaft (.2mm)    |
| 200      | 105-3720 | 1    | Metal-Crankshaft (.4mm)    |
| 210      | 99-6864  | 2    | Metal-Side (STD)           |
| 210      | 98-9414  | 2    | Bearing-Thrust (0.2mm)     |
| 210      | 98-9415  | 2    | Bearing-Thrust (0.4mm)     |
| 220      | 99-6867  | 2    | Metal-Side (STD)           |
| 220      | 99-6868  | 2    | Metal-Side, O/S (0.2mm)    |
| 220      | 99-6869  | 2    | Metal-Side, O/S (0.4mm)    |





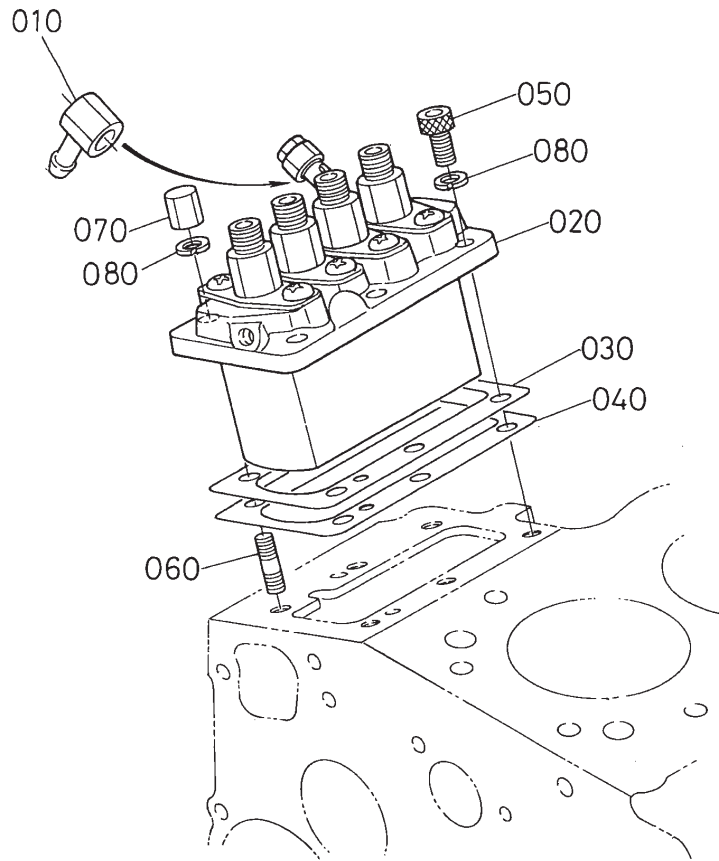


Sheet No.:62

## Idle Apparatus, Stop Solenoid and Cover Assembly

| Ref. No. | Part No. | Qty. | Description                |
|----------|----------|------|----------------------------|
| 10       | 105-3726 | 1    | Idle Apparatus ASM         |
| 20       | 98-9679  | 1    | Adjusting Bolt ASM         |
| 30       | 98-9439  | 1    | Nut                        |
| 40       | 105-3798 | 1    | Nut                        |
| 50       | 98-7654  | 2    | Gasket                     |
| 60       | 98-7656  | 1    | Cap                        |
| 70       | 98-9557  | 1    | Bolt-Adjusting             |
| 80       | 99-3512  | 1    | Nut                        |
| 90       | 105-3798 | 1    | Nut                        |
| 100      | 98-7654  | 1    | Gasket                     |
| 110      | 99-8389  | 1    | Gasket                     |
| 120      | 104-5155 | 1    | Solenoid-Stop              |
| 130      | 98-9683  | 1    | Gasket-Cover ,<br>Solenoid |
| 140      | 105-3799 | 2    | Bolt-HSH                   |
| 150      | 98-7699  | 2    | Washer-Spring              |
| 160      | 99-3514  | 1    | Cover                      |
| 170      | 98-9636  | 1    | Gasket-Pump, Fuel          |
| 180      | 98-7572  | 2    | Nut                        |
| 190      | 98-7699  | 2    | Washer-Spring              |

| Ref. No. | Part No. | Qty. | Description |
|----------|----------|------|-------------|
|          |          |      |             |
|          |          |      |             |
|          |          |      |             |
|          |          |      |             |

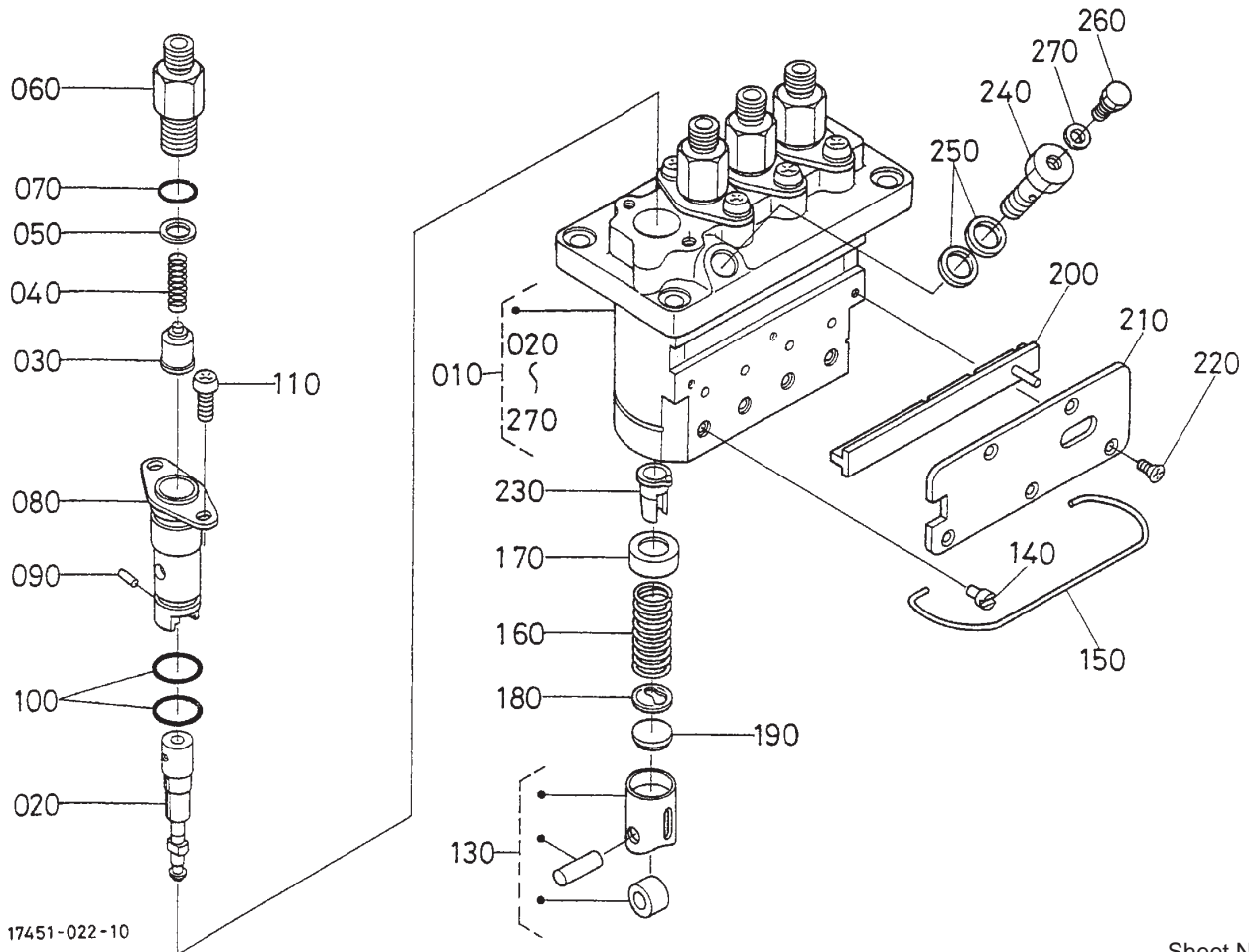


Sheet No.:63

## Injection Pump Assembly

| Ref. No. | Part No. | Qty. | Description                  |
|----------|----------|------|------------------------------|
| 10       | 98-9596  | 1    | Joint-Eye                    |
| 20       | 105-3727 | 1    | Injection Pump ASM           |
| 30       | 105-3728 | 1    | Shim-Pump, Injection (.20mm) |
| 30       | 105-3729 | 1    | Shim-Pump, Injection (.25mm) |
| 40       | 105-3730 | 1    | Shim-Pump, Injection (.30mm) |
| 50       | 98-9361  | 3    | Bolt-HSH                     |
| 60       | 98-9438  | 3    | Stud                         |
| 70       | 98-9440  | 3    | Nut-Cap                      |
| 80       | 98-7699  | 6    | Washer-Spring                |

| Ref. No. | Part No. | Qty. | Description |
|----------|----------|------|-------------|
|          |          |      |             |
|          |          |      |             |
|          |          |      |             |
|          |          |      |             |
|          |          |      |             |
|          |          |      |             |
|          |          |      |             |
|          |          |      |             |
|          |          |      |             |
|          |          |      |             |



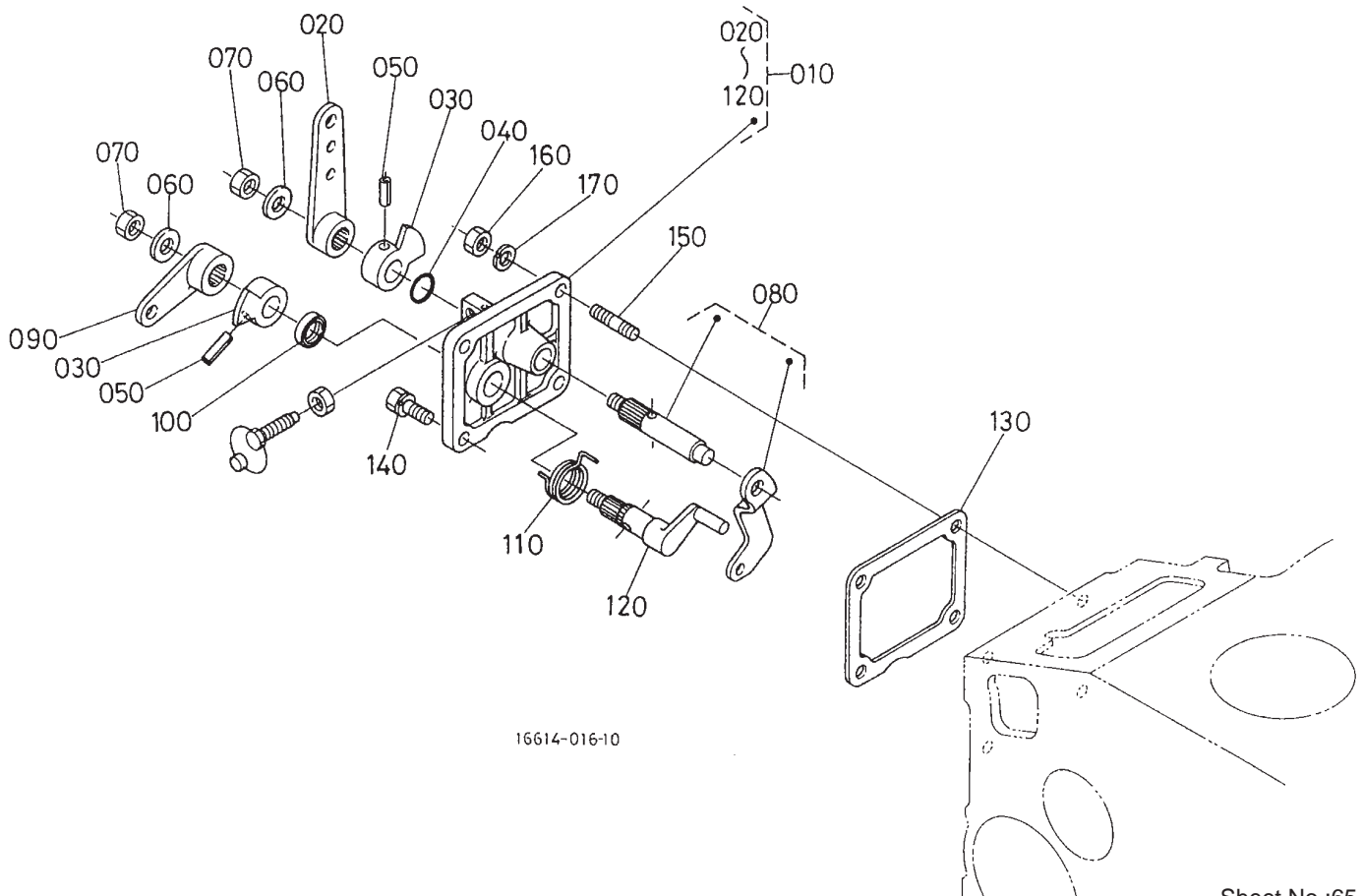
17451-022-10

Sheet No.:64

## Injection Pump Component Assembly

| Ref. No. | Part No. | Qty. | Description              |
|----------|----------|------|--------------------------|
| 10       | 105-3727 | 1    | Injection Pump ASM       |
| 20       | 98-9462  | 4    | Element-Pump             |
| 30       | 98-9421  | 4    | Valve-Delivery           |
| 40       | 98-9424  | 4    | Spring-V valve, Delivery |
| 50       | 98-9425  | 4    | Gasket-V valve, Delivery |
| 60       | 98-9652  | 4    | Holder-V valve, Delivery |
| 70       | 98-9447  | 4    | O-Ring                   |
| 80       | 98-9434  | 4    | Flange-Sleeve            |
| 90       | 98-9443  | 4    | Pin-Joint                |
| 100      | 98-9423  | 8    | O-Ring                   |
| 110      | 105-2892 | 8    | Screw                    |
| 130      | 98-9422  | 4    | Tappet ASM               |
| 140      | 98-9426  | 4    | Pin-Guide, Tappet        |
| 150      | 105-3732 | 1    | Pin-Clamp                |
| 160      | 98-9428  | 4    | Spring-Plunger           |
| 170      | 98-9427  | 4    | Seat-Spring, Upper       |
| 180      | 98-9429  | 4    | Seat-Spring, Lower       |
| 190      | 98-9433  | 4    | Shim                     |
| 200      | 105-3733 | 1    | Rack-Control             |
| 210      | 105-3734 | 1    | Plate                    |
| 220      | 98-9442  | 5    | Screw                    |
| 230      | 98-9432  | 4    | Sleeve-Control           |
| 240      | 98-9464  | 1    | Bolt-Joint               |
| 250      | 98-9445  | 2    | Gasket                   |

| Ref. No. | Part No. | Qty. | Description |
|----------|----------|------|-------------|
| 260      | 98-9430  | 1    | Screw       |
| 270      | 98-9446  | 1    | Gasket      |

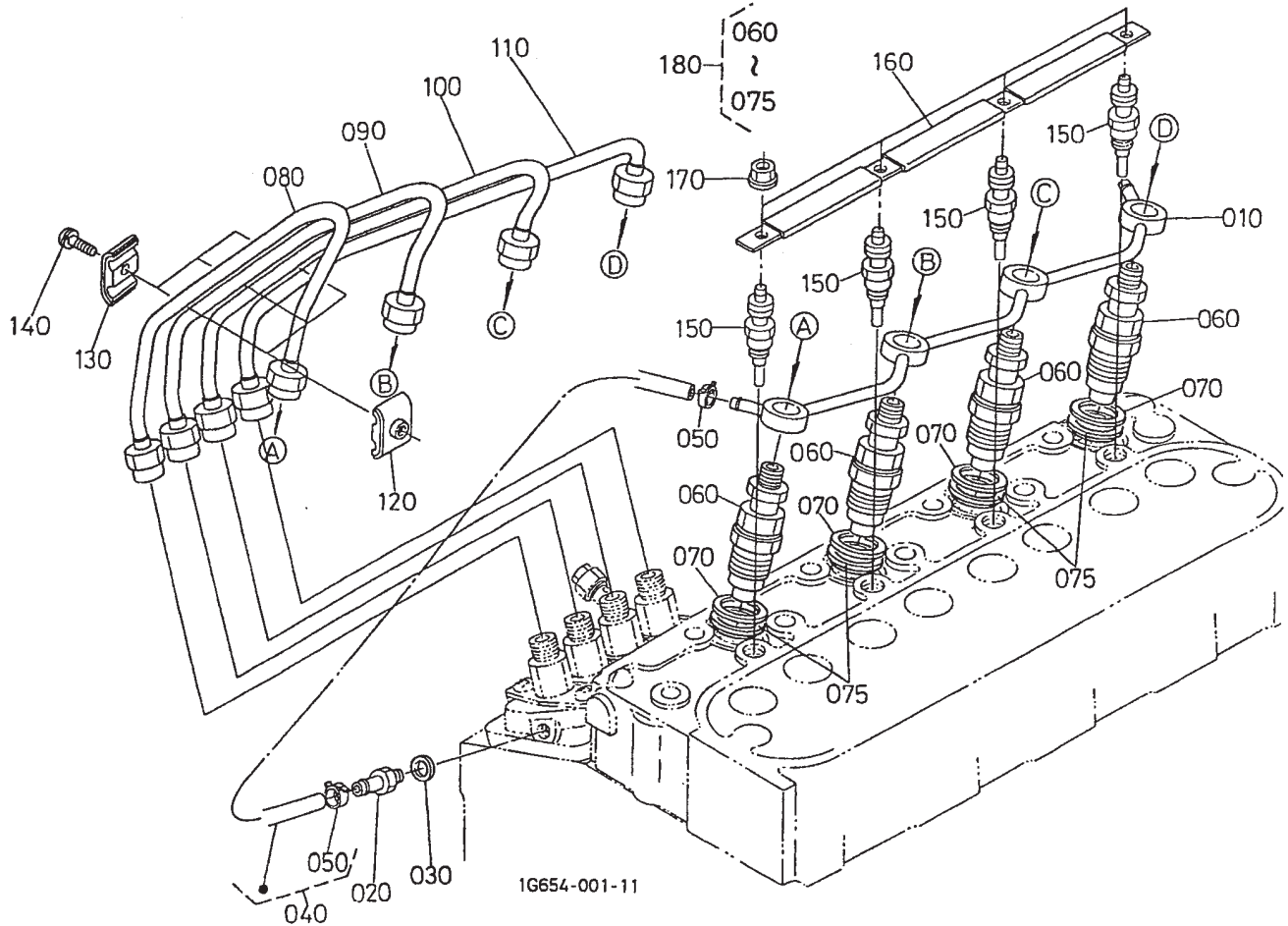


Sheet No.:65

## Speed Control Plate Assembly

| Ref. No. | Part No. | Qty. | Description          |
|----------|----------|------|----------------------|
| 10       | 105-3735 | 1    | Control Plate ASM    |
| 20       | 98-9662  | 1    | Lever-Control, Speed |
| 30       | 98-9572  | 2    | Lever-Control, Speed |
| 40       | 105-3788 | 1    | O-Ring               |
| 50       | 98-7602  | 2    | Pin-Spring           |
| 60       | 98-9594  | 2    | Washer-Plain         |
| 70       | 98-9589  | 2    | Nut                  |
| 80       | 98-9658  | 1    | Governor Lever ASM   |
| 90       | 98-9663  | 1    | Lever-Stop, Engine   |
| 100      | 98-7601  | 1    | Seal-Oil             |
| 110      | 98-9472  | 1    | Spring-Return        |
| 120      | 98-9664  | 1    | Shaft-Lever , Stop   |
| 130      | 98-9637  | 1    | Gasket               |
| 140      | 98-7692  | 2    | Bolt                 |
| 150      | 105-3736 | 2    | Stud                 |
| 160      | 98-7572  | 2    | Nut                  |
| 170      | 98-7699  | 2    | Washer-Spring        |

| Ref. No. | Part No. | Qty. | Description |
|----------|----------|------|-------------|
|          |          |      |             |
|          |          |      |             |
|          |          |      |             |
|          |          |      |             |

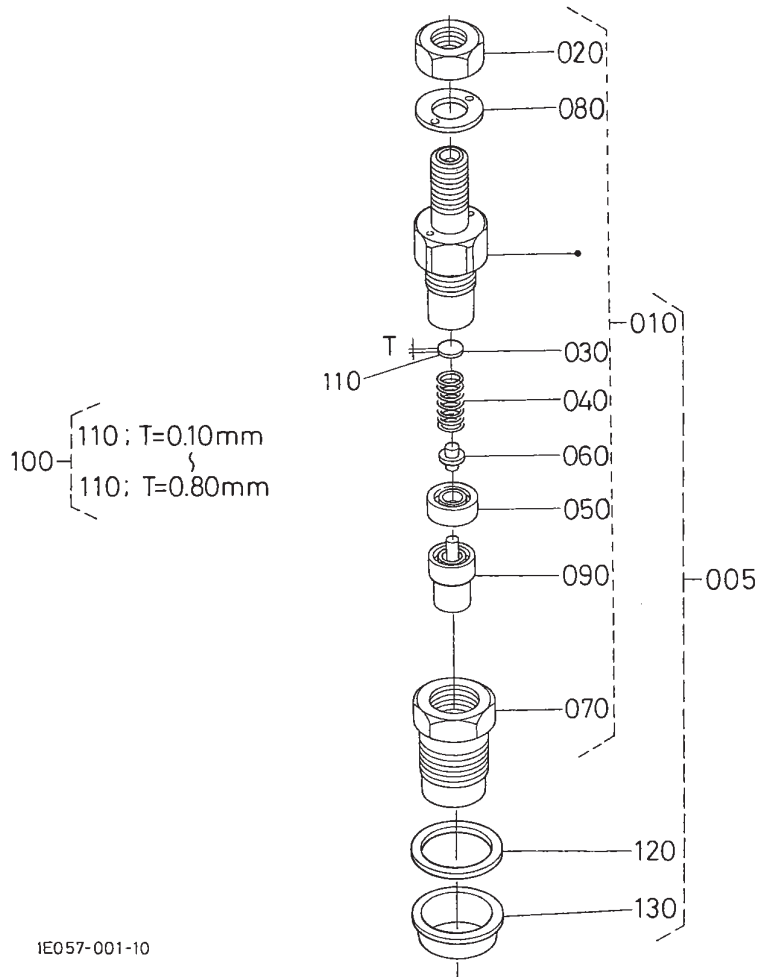


Sheet No.:66

## Nozzle Holder and Glow Plug Assembly

| Ref. No. | Part No. | Qty. | Description         |
|----------|----------|------|---------------------|
| 10       | 105-3737 | 1    | Over Flow Pipe ASM  |
| 20       | 98-9431  | 1    | Screw-Bleeder       |
| 30       | 98-7654  | 1    | Gasket              |
| 40       | 98-9420  | 1    | Over Flow Pipe ASM  |
| 50       | 98-7671  | 2    | Clip-Pipe           |
| 60       | 98-9468  | 4    | Nozzle Holder ASM   |
| 70       | 98-7676  | 4    | Gasket              |
| 75       | 98-7677  | 4    | Seal                |
| 80       | 98-9622  | 1    | Pipe-Injection      |
| 90       | 98-9654  | 1    | Pipe-Injection      |
| 100      | 98-9655  | 1    | Pipe-Injection      |
| 110      | 105-3738 | 1    | Pipe-Injection      |
| 120      | 98-7682  | 3    | Clamp-Pipe          |
| 130      | 98-7683  | 3    | Clamp-Pipe          |
| 140      | 98-9364  | 3    | Screw-W/W asher     |
| 150      | 98-9623  | 4    | Plug-Glow           |
| 160      | 105-3739 | 1    | Cord-Plug, Glow     |
| 170      | 99-8377  | 4    | Nut-Flange          |
| 180      | 105-3740 | 4    | Kit-Holder , Nozzle |

| Ref. No. | Part No. | Qty. | Description |
|----------|----------|------|-------------|
|          |          |      |             |
|          |          |      |             |
|          |          |      |             |
|          |          |      |             |
|          |          |      |             |
|          |          |      |             |
|          |          |      |             |
|          |          |      |             |
|          |          |      |             |
|          |          |      |             |



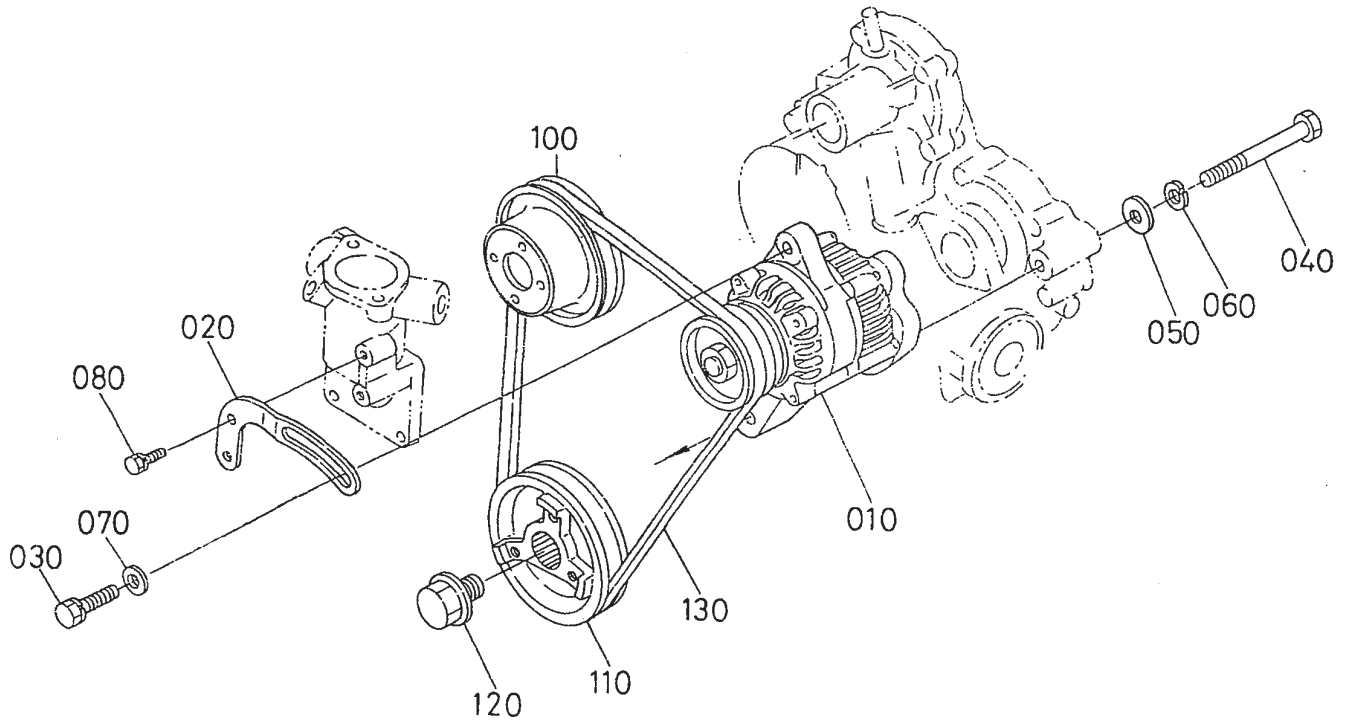
Sheet No.:67

## Nozzle Holder Component Assembly

| Ref. No. | Part No. | Qty. | Description            |
|----------|----------|------|------------------------|
| 5        | 105-3740 | 4    | Kit-Holder , Nozzle    |
| 10       | 98-9468  | 4    | Nozzle Holder ASM      |
| 20       | 99-8301  | 4    | Nut                    |
| 30       | 99-8302  | 4    | Washer-Adjusting       |
| 40       | 99-8303  | 4    | Spring-Nozzle          |
| 50       | 99-8304  | 4    | Spacer-Distance        |
| 60       | 99-8305  | 4    | Rod-Push               |
| 70       | 99-8306  | 4    | Nut-Nozzle             |
| 80       | 99-8307  | 4    | Washer-Plain           |
| 90       | 99-8308  | 4    | Piece-Nozzle           |
| 100      | 99-8309  | 4    | Adjusting Washer ASM   |
| 110      | 99-8310  | 4    | Washer-Adjust (0.10mm) |
| 110      | 99-8311  | 4    | Washer-Adjust (0.20mm) |
| 110      | 99-8312  | 4    | Washer-Adjust (0.30mm) |
| 110      | 99-8313  | 4    | Washer-Adjust (0.40mm) |
| 110      | 99-8314  | 4    | Washer-Adjust (0.50mm) |
| 110      | 99-8315  | 4    | Washer-Adjust (0.52mm) |
| 110      | 99-8316  | 4    | Washer-Adjust (0.54mm) |

| Ref. No. | Part No. | Qty. | Description            |
|----------|----------|------|------------------------|
| 110      | 99-8317  | 4    | Washer-Adjust (0.56mm) |
| 110      | 99-8318  | 4    | Washer-Adjust (0.58mm) |
| 110      | 99-8319  | 4    | Washer-Adjust (0.80mm) |
| 120      | 98-7676  | 4    | Gasket                 |
| 130      | 98-7677  | 4    | Seal                   |





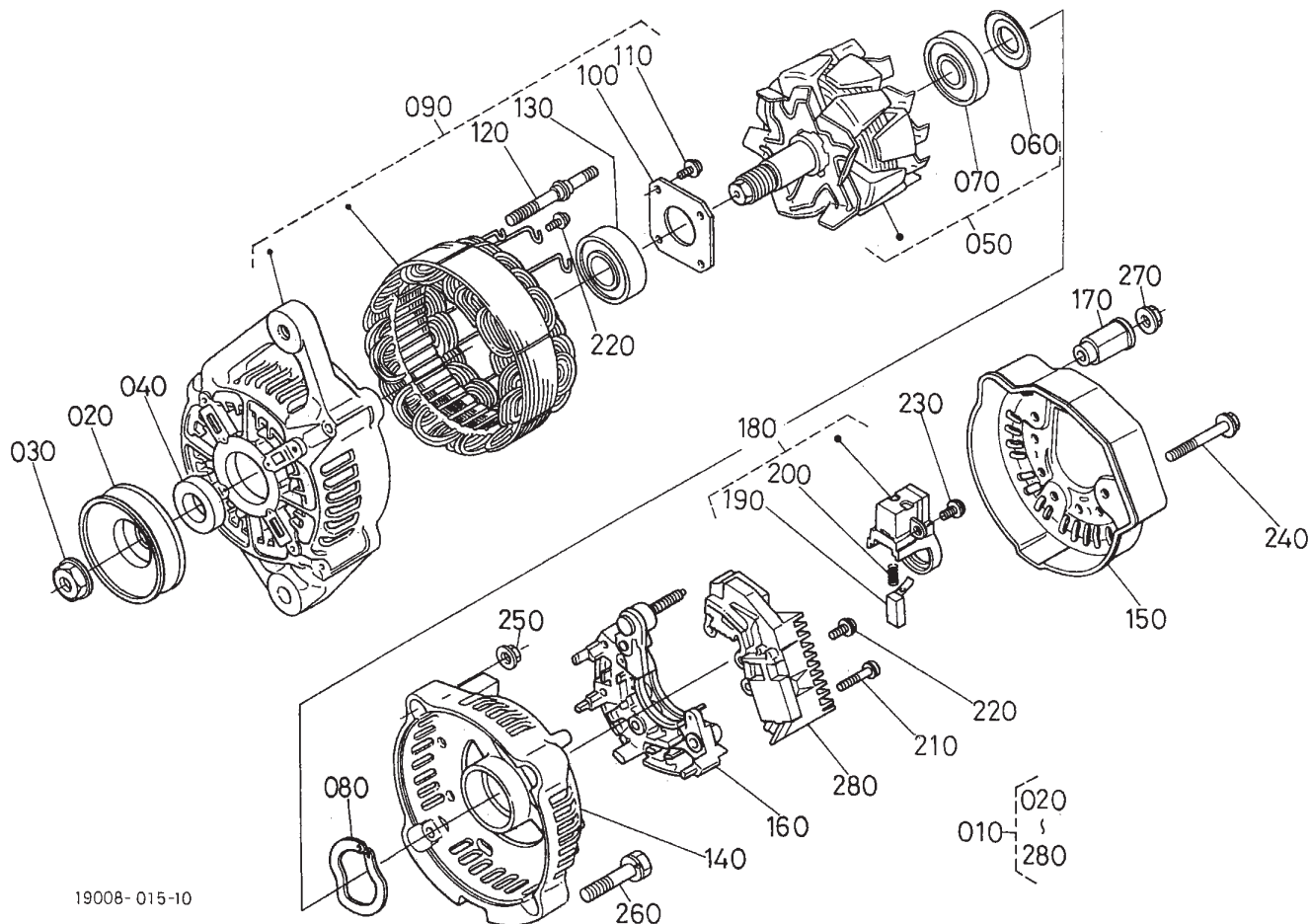
1G646-005-20

Sheet No.:69

## Alternator and Pulley Assembly

| Ref. No. | Part No. | Qty. | Description       |
|----------|----------|------|-------------------|
| 10       | 98-9474  | 1    | Alternator ASM    |
| 20       | 98-9573  | 1    | Stay-Dynamo       |
| 30       | 98-7697  | 1    | Bolt              |
| 40       | 98-9360  | 1    | Bolt              |
| 50       | 33095-00 | 1    | Washer-Flat       |
| 60       | 98-7738  | 1    | Washer-Spring     |
| 70       | 100-9233 | 1    | Washer-Plain      |
| 80       | 98-7692  | 1    | Bolt              |
| 100      | 98-9584  | 1    | Pulley-Fan        |
| 110      | 105-3745 | 1    | Pulley-Drive, Fan |
| 120      | 98-9585  | 1    | Bolt              |
| 130      | 98-9676  | 1    | V-Belt            |

| Ref. No. | Part No. | Qty. | Description |
|----------|----------|------|-------------|
|          |          |      |             |
|          |          |      |             |
|          |          |      |             |
|          |          |      |             |
|          |          |      |             |
|          |          |      |             |
|          |          |      |             |
|          |          |      |             |
|          |          |      |             |



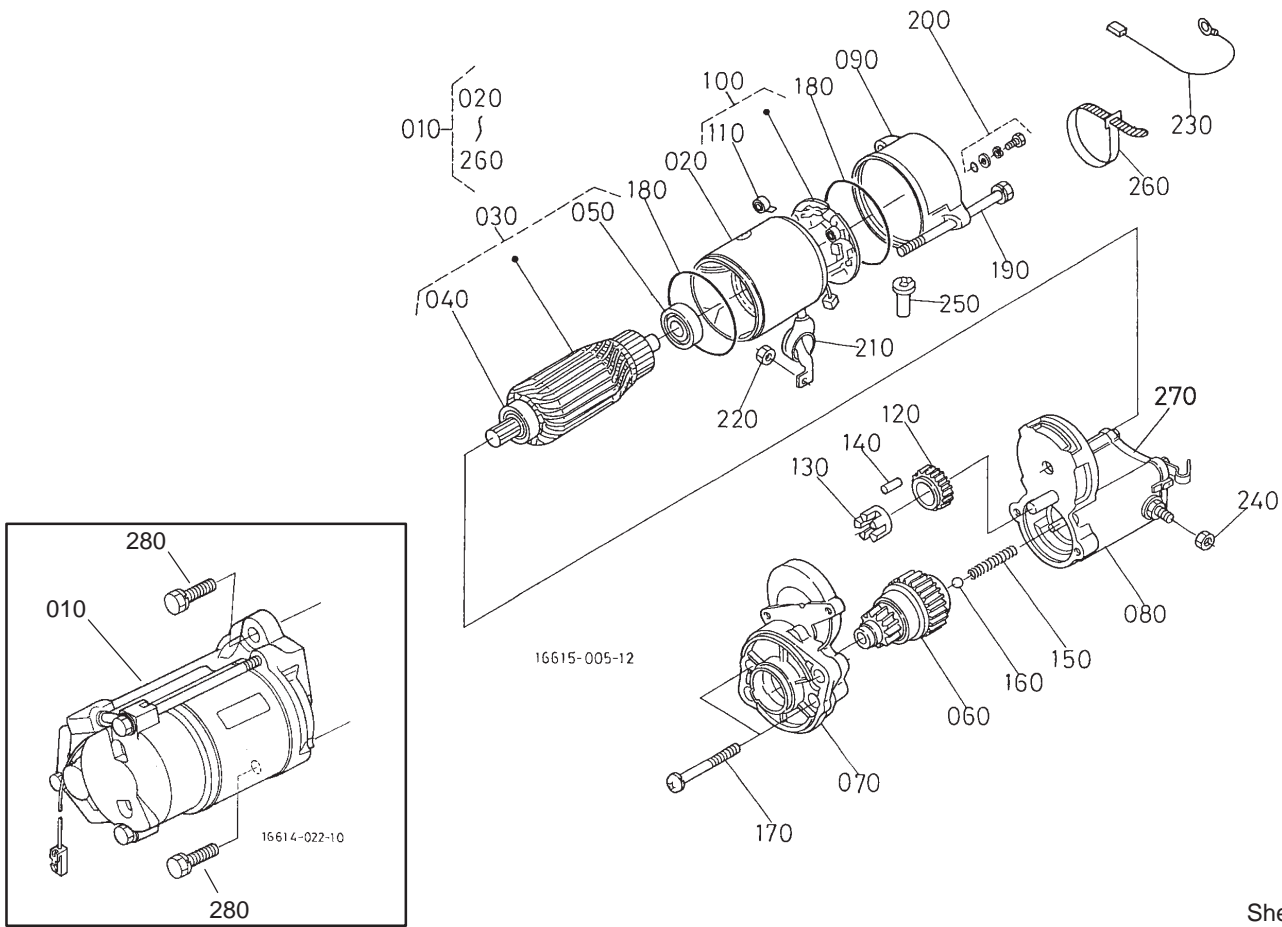
19008-015-10

Sheet No.:70

## Alternator Component Assembly

| Ref. No. | Part No. | Qty. | Description        |
|----------|----------|------|--------------------|
| 10       | 98-9474  | 1    | Alternator ASM     |
| 20       | 98-9453  | 1    | Pulley-Dynamo      |
| 30       | 98-7708  | 1    | Nut                |
| 40       | 98-7709  | 1    | Collar             |
| 50       | 98-7710  | 1    | Rotor              |
| 60       | 98-7711  | 1    | Cover-Bearing      |
| 70       | 98-7712  | 1    | Bearing-Ball       |
| 80       | 98-7713  | 1    | Washer-Thrust      |
| 90       | 98-7714  | 1    | Frame-End, Drive   |
| 100      | 98-7715  | 1    | Plate-Retainer     |
| 110      | 98-7716  | 4    | Screw-Head, Round  |
| 120      | 98-7717  | 2    | Bolt-Through       |
| 130      | 98-7718  | 1    | Bearing-Ball       |
| 140      | 98-7719  | 1    | Frame-End          |
| 150      | 98-7720  | 1    | Cover-End          |
| 160      | 98-7721  | 1    | Rectifier ASM      |
| 170      | 98-7722  | 1    | Bushing-Insulation |
| 180      | 98-7723  | 1    | Holder-Brush       |
| 190      | 98-7724  | 2    | Brush              |
| 200      | 98-7725  | 2    | Spring-Brush       |
| 210      | 98-7726  | 2    | Screw-Head, Round  |
| 220      | 98-7727  | 6    | Screw-Head, Round  |
| 230      | 98-7728  | 1    | Screw-Head, Round  |
| 240      | 98-7729  | 3    | Bolt               |
| 250      | 98-7730  | 2    | Nut                |
| 260      | 98-7731  | 2    | Bolt               |

| Ref. No. | Part No. | Qty. | Description   |
|----------|----------|------|---------------|
| 270      | 98-7732  | 1    | Nut           |
| 280      | 98-7733  | 1    | Regulator ASM |

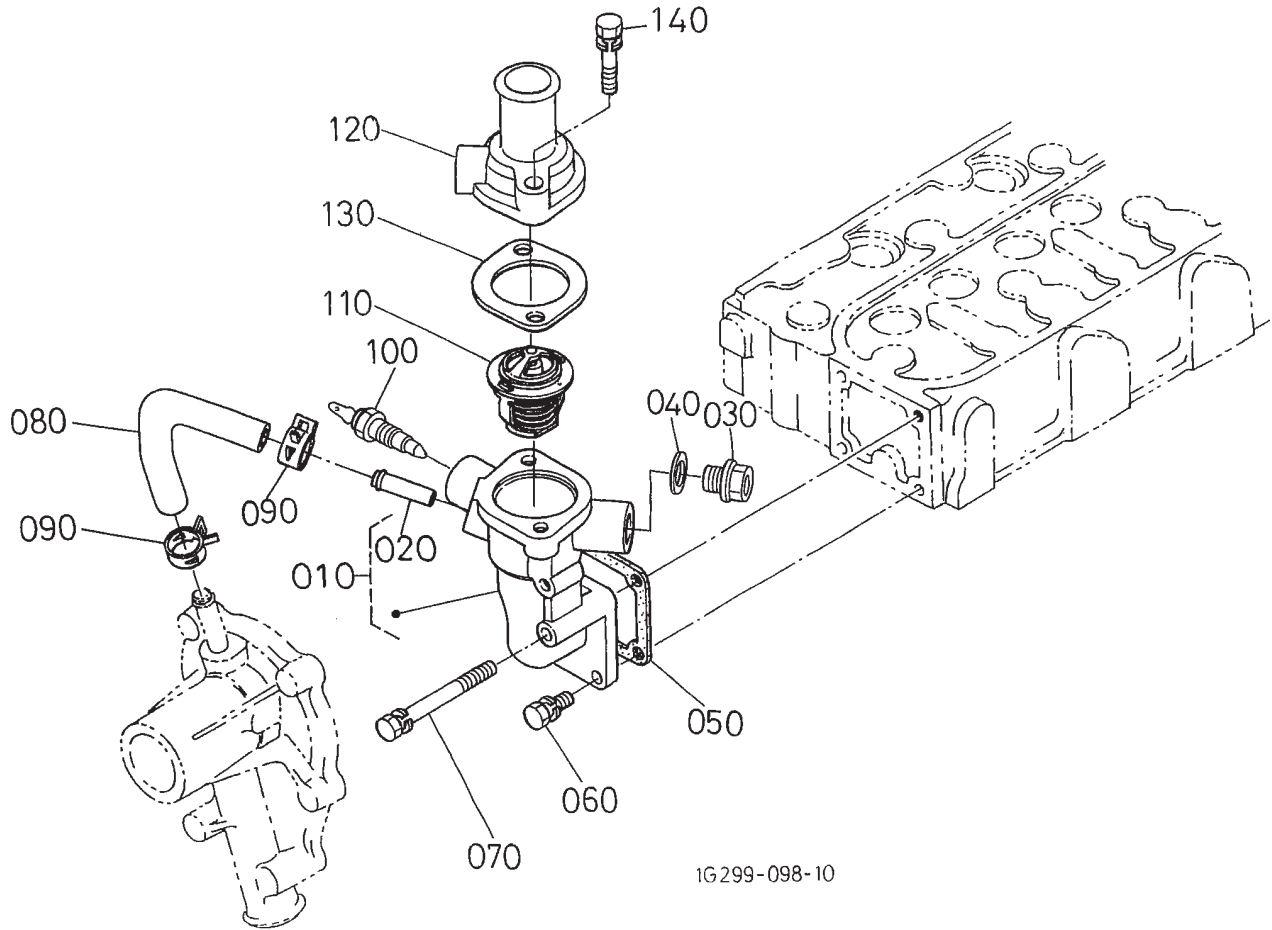


Sheet No.:71

## Starter Assembly

| Ref. No. | Part No. | Qty. | Description          |
|----------|----------|------|----------------------|
| 10       | 98-9705  | 1    | Starter ASM          |
| 20       | 104-8608 | 1    | Yoke ASM             |
| 30       | 98-7742  | 1    | Armature ASM         |
| 40       | 98-7744  | 1    | Bearing              |
| 50       | 98-7743  | 1    | Bearing              |
| 60       | 99-8373  | 1    | Clutch-Running, Over |
| 70       | 99-8374  | 1    | Frame-End, Drive     |
| 80       | 105-3746 | 1    | Magnetic Switch ASM  |
| 90       | 98-7748  | 1    | Frame-End            |
| 100      | 98-7749  | 1    | Brush Holder ASM     |
| 110      | 98-7750  | 4    | Spring-Brush         |
| 120      | 98-7751  | 1    | Gear                 |
| 130      | 98-7752  | 1    | Retainer             |
| 140      | 98-7753  | 5    | Roller               |
| 150      | 98-7754  | 1    | Spring               |
| 160      | 98-7755  | 1    | Ball                 |
| 170      | 98-7756  | 2    | Bolt                 |
| 180      | 98-7757  | 2    | O-Ring               |
| 190      | 100-9240 | 2    | Bolt                 |
| 200      | 98-7758  | 2    | Bolt ASM             |
| 210      | 99-8375  | 1    | Cover                |
| 220      | 99-8371  | 1    | Nut-Hex              |
| 230      | 98-971 1 | 1    | Cord-Solenoid, Stop  |
| 240      | 99-8376  | 1    | Nut-Hex              |
| 250      | 98-7759  | 1    | Pipe-Drain           |
| 260      | 98-9712  | 1    | Band-Cover           |

| Ref. No. | Part No. | Qty. | Description |
|----------|----------|------|-------------|
| 270      | 105-2886 | 1    | Cover ASM   |
| 280      | 98-7697  | 2    | Bolt        |



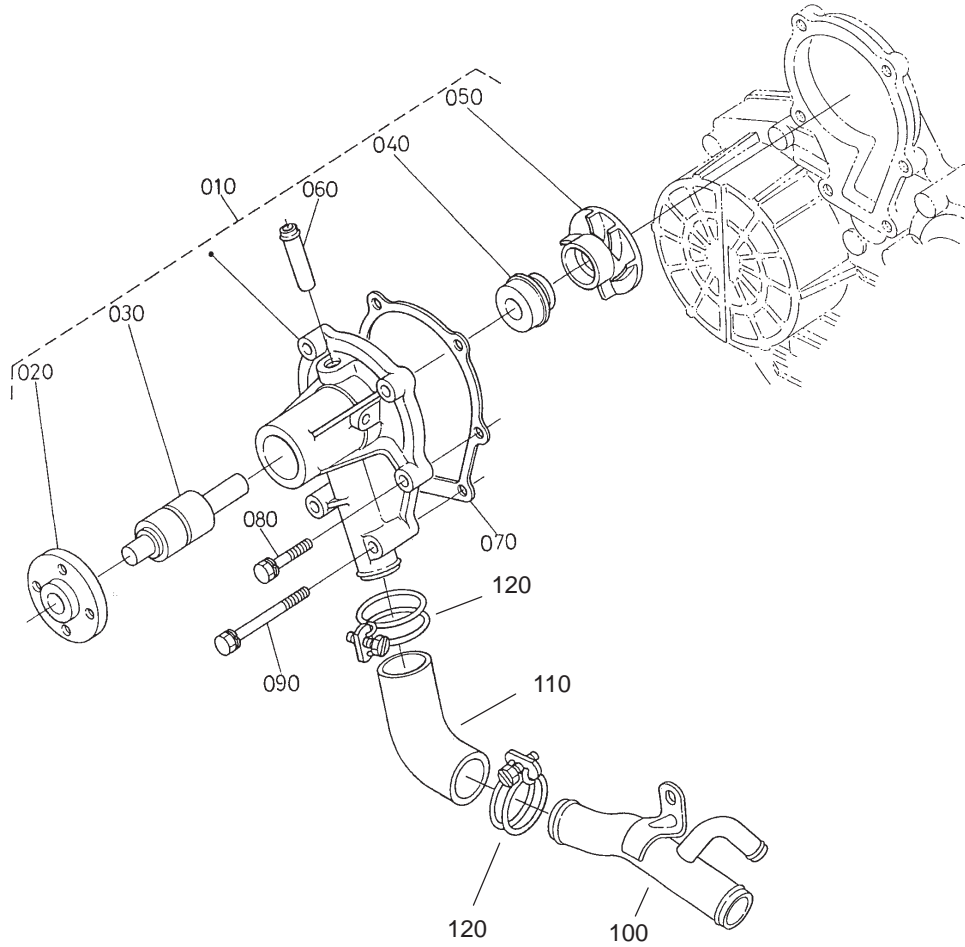
1G299-098-10

Sheet No.:72

## Water Flange and Thermostat Assembly

| Ref. No. | Part No. | Qty. | Description          |
|----------|----------|------|----------------------|
| 10       | 98-9713  | 1    | Water Flange ASM     |
| 20       | 98-9580  | 1    | Pipe-Return, Water   |
| 30       | 105-3747 | 1    | Plug                 |
| 40       | 99-3583  | 1    | Packing              |
| 50       | 98-9638  | 1    | Gasket-Flange, Water |
| 60       | 98-7692  | 3    | Bolt                 |
| 70       | 98-9356  | 1    | Bolt                 |
| 80       | 98-9578  | 1    | Pipe-Return, Water   |
| 90       | 98-9579  | 2    | Band-Pipe            |
| 100      | 98-9719  | 1    | Thermoswitch         |
| 110      | 98-7778  | 1    | Thermostat ASM       |
| 120      | 98-9471  | 1    | Cover-Thermostat     |
| 130      | 105-3748 | 1    | Gasket-Thermostat    |
| 140      | 98-7777  | 2    | Bolt                 |

| Ref. No. | Part No. | Qty. | Description |
|----------|----------|------|-------------|
|          |          |      |             |
|          |          |      |             |
|          |          |      |             |
|          |          |      |             |
|          |          |      |             |
|          |          |      |             |
|          |          |      |             |
|          |          |      |             |
|          |          |      |             |
|          |          |      |             |

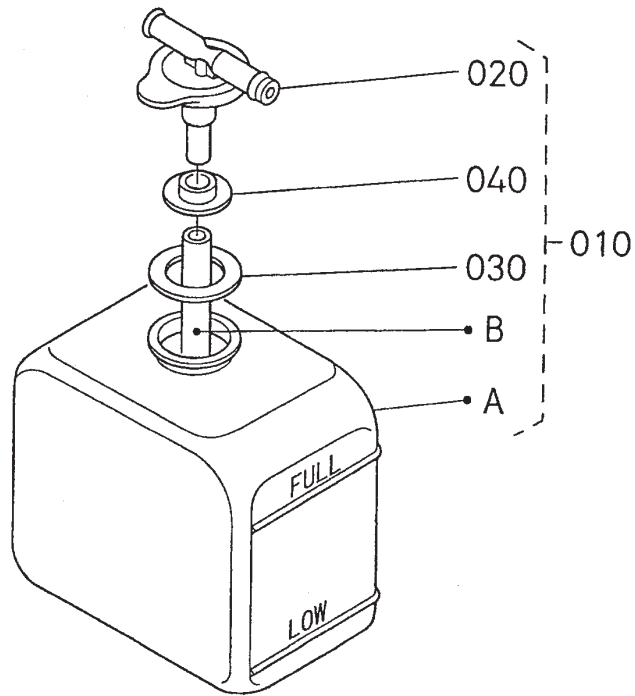


Sheet No.:73

## Water Pump Assembly

| Ref. No. | Part No. | Qty. | Description          |
|----------|----------|------|----------------------|
| 10       | 105-3749 | 1    | Water Pump ASM       |
| 20       | 99-3516  | 1    | Flange-Pump, Water   |
| 30       | 99-3517  | 1    | Bearing-Pump, Water  |
| 40       | 105-3750 | 1    | Mechanical Seal ASM  |
| 50       | 99-3519  | 1    | Impeller-Pump, Water |
| 60       | 105-3751 | 1    | Pipe-Return, Water   |
| 70       | 99-3454  | 1    | Gasket-Pump, Water   |
| 80       | 98-9353  | 4    | Bolt                 |
| 90       | 98-9357  | 2    | Bolt                 |
| 100      | 105-3752 | 1    | Pipe-Water           |
| 110      | 98-9574  | 1    | Pipe-Water           |
| 120      | 98-9717  | 2    | Clamp                |

| Ref. No. | Part No. | Qty. | Description |
|----------|----------|------|-------------|
|          |          |      |             |



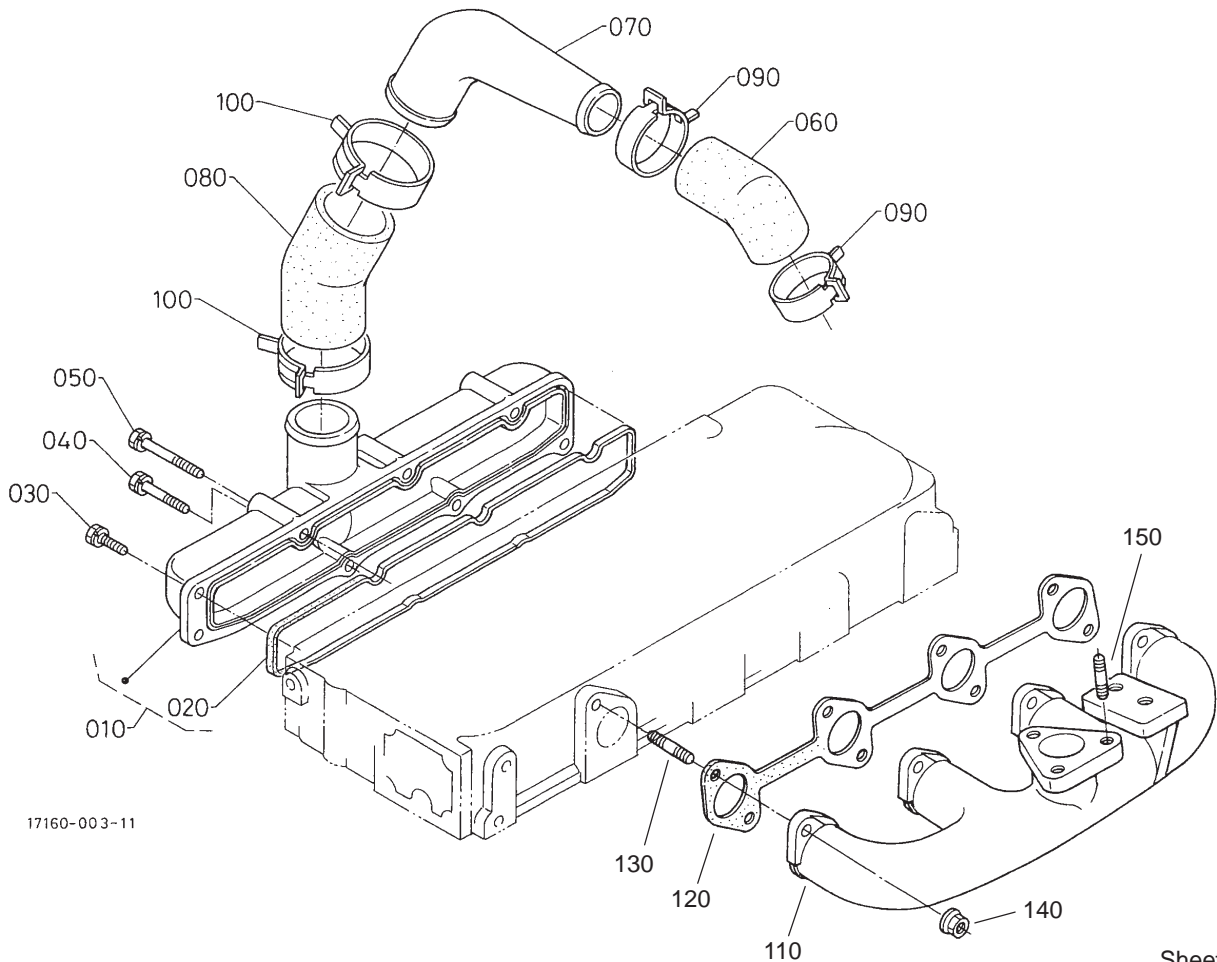
Sheet No.:74

### Reserve Tank Assembly

| Ref. No. | Part No. | Qty. | Description      |
|----------|----------|------|------------------|
| 10       | 105-3753 | 1    | Reserve Tank ASM |
| 20       | 105-3754 | 1    | Cap              |
| 30       | 105-3755 | 1    | Gasket           |
| 40       | 105-3756 | 1    | Plate            |

| Ref. No. | Part No. | Qty. | Description |
|----------|----------|------|-------------|
|          |          |      |             |
|          |          |      |             |
|          |          |      |             |
|          |          |      |             |





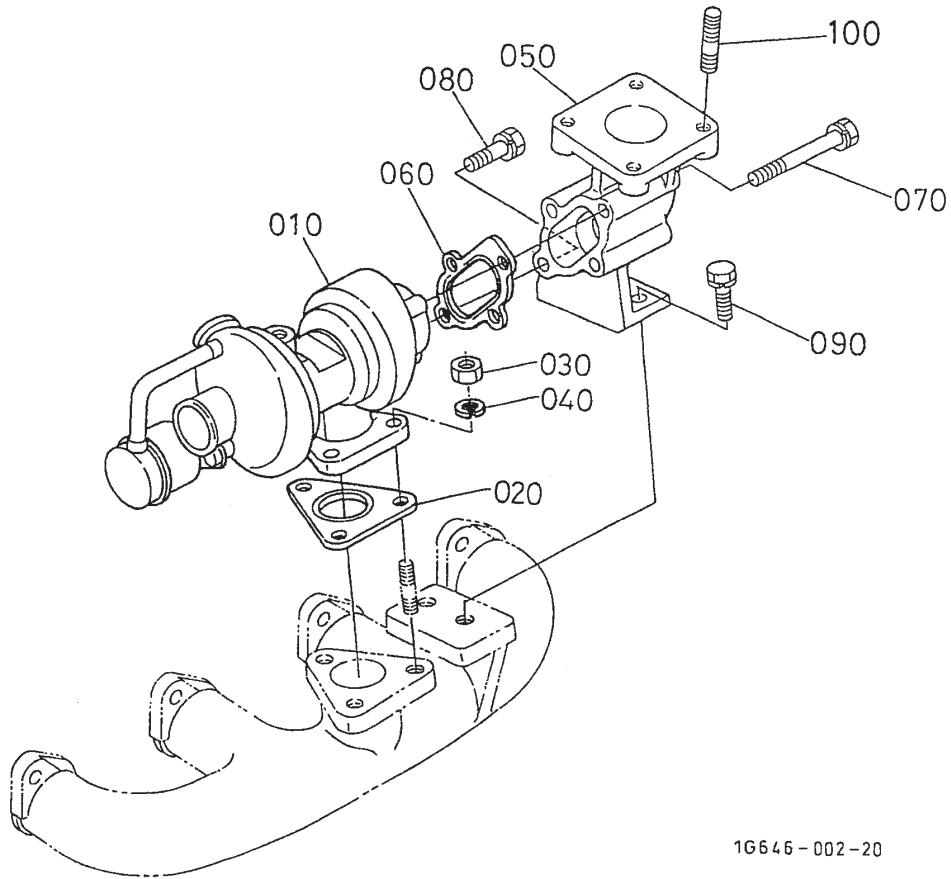
17160-003-11

Sheet No.:76

## Inlet/Exhaust Manifold Assembly

| Ref. No. | Part No. | Qty. | Description        |
|----------|----------|------|--------------------|
| 10       | 105-3759 | 1    | Inlet Manifold ASM |
| 20       | 105-3760 | 1    | Gasket-In-Manifold |
| 30       | 98-7605  | 3    | Bolt               |
| 40       | 98-9353  | 2    | Bolt               |
| 50       | 105-3797 | 3    | Bolt               |
| 60       | 105-3761 | 1    | Pipe-Inlet         |
| 70       | 105-3762 | 1    | Pipe-Inlet         |
| 80       | 105-3763 | 1    | Pipe-Inlet         |
| 90       | 99-8324  | 2    | Band-Pipe          |
| 100      | 99-8322  | 2    | Band-Pipe          |
| 110      | 105-3764 | 1    | Manifold-Exhaust   |
| 120      | 105-3765 | 1    | Gasket-Ex-Manifold |
| 130      | 98-9588  | 8    | Stud               |
| 140      | 98-9665  | 8    | Nut                |
| 150      | 99-8342  | 3    | Stud               |

| Ref. No. | Part No. | Qty. | Description |
|----------|----------|------|-------------|
|          |          |      |             |
|          |          |      |             |
|          |          |      |             |
|          |          |      |             |
|          |          |      |             |
|          |          |      |             |
|          |          |      |             |
|          |          |      |             |
|          |          |      |             |
|          |          |      |             |



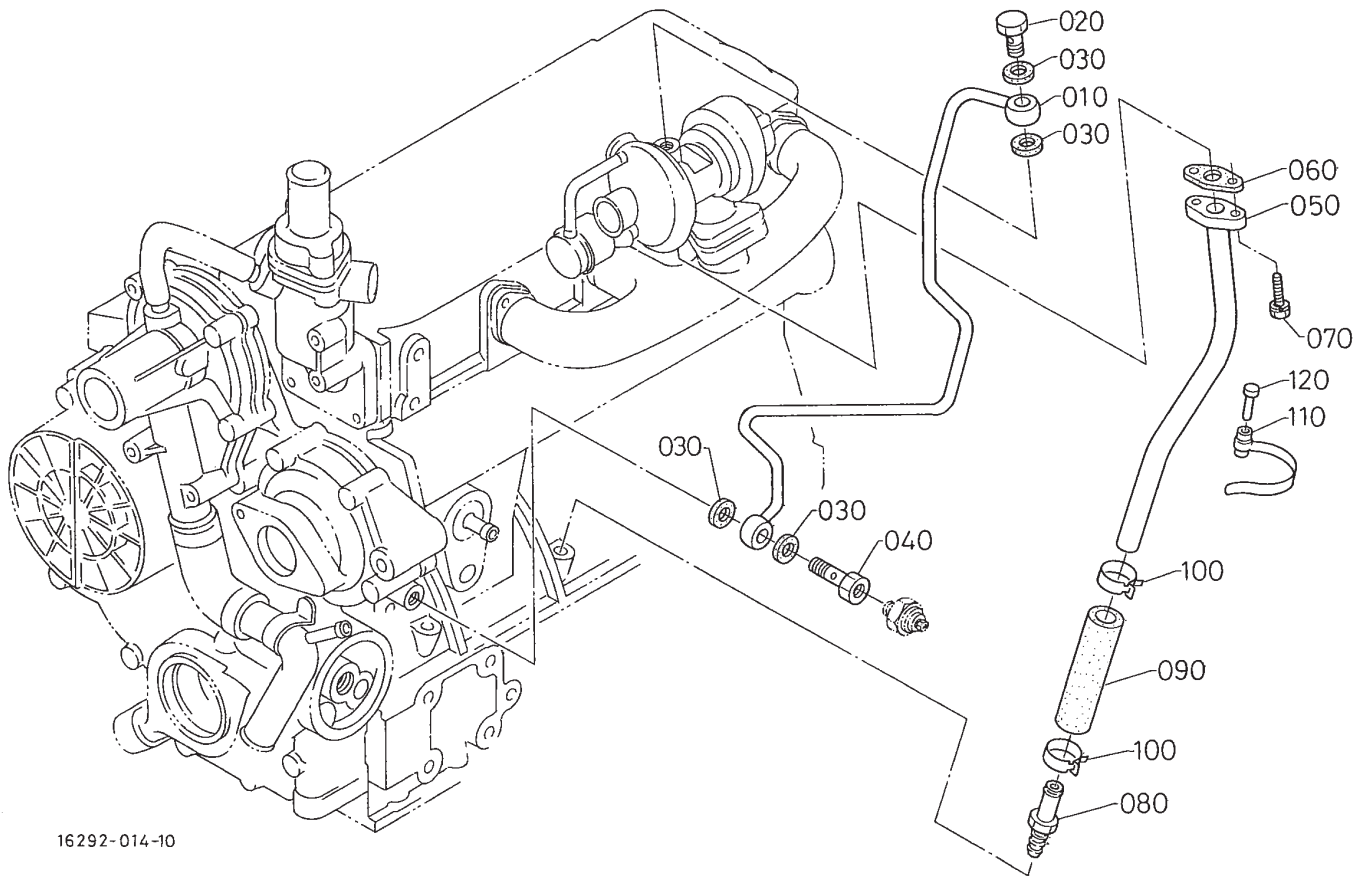
16646 - 002 - 20

Sheet No.:77

## Turbo Charger Assembly

| Ref. No. | Part No. | Qty. | Description           |
|----------|----------|------|-----------------------|
| 10       | 105-3766 | 1    | Turbo Charger ASM     |
| 20       | 105-3767 | 1    | Gasket                |
| 30       | 100-1559 | 3    | Nut-Manifold, Exhaust |
| 40       | 105-2893 | 3    | Washer-Spring         |
| 50       | 99-8335  | 1    | Flange-Muffler        |
| 60       | 105-3768 | 1    | Gasket                |
| 70       | 105-2894 | 3    | Bolt                  |
| 80       | 105-2895 | 1    | Bolt                  |
| 90       | 98-7610  | 2    | Bolt                  |
| 100      | 98-7769  | 4    | Stud                  |

| Ref. No. | Part No. | Qty. | Description |
|----------|----------|------|-------------|
|          |          |      |             |
|          |          |      |             |
|          |          |      |             |
|          |          |      |             |



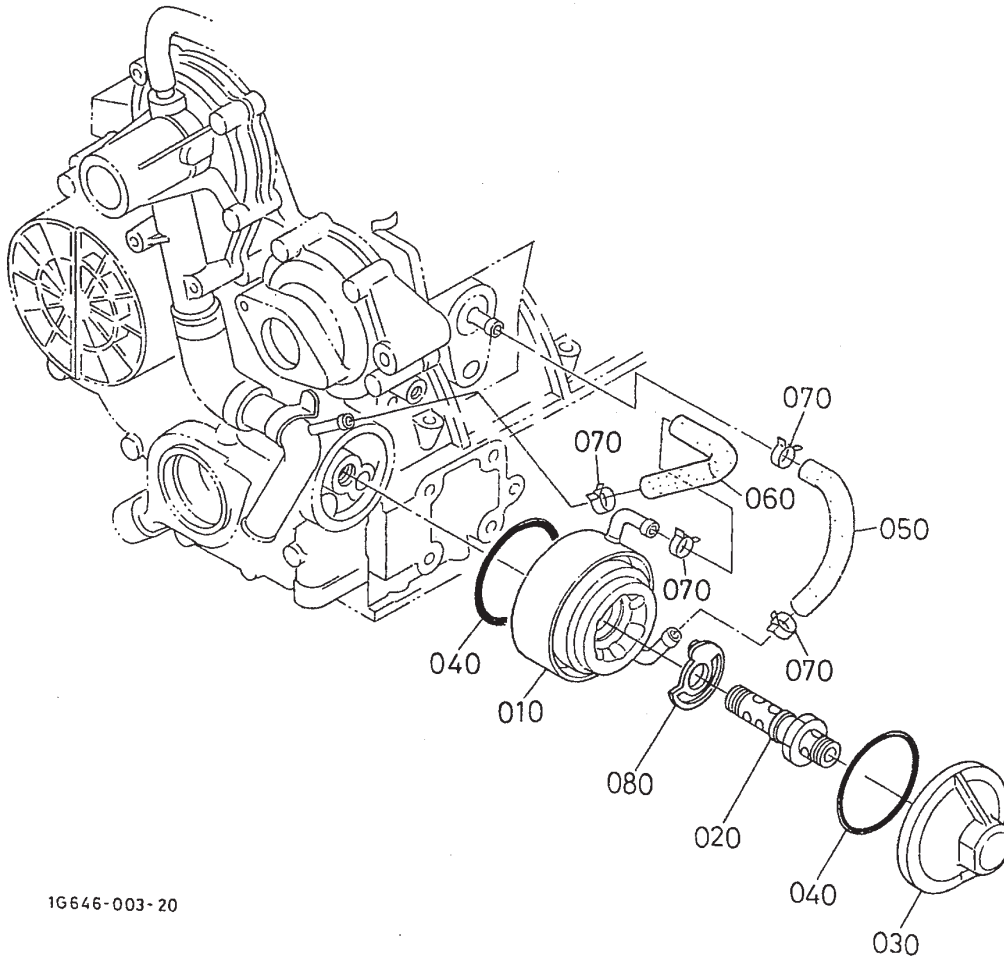
16292-014-10

Sheet No.:78

## Oil Pipe (Turbo Charger) Assembly

| Ref. No. | Part No. | Qty. | Description                 |
|----------|----------|------|-----------------------------|
| 10       | 105-3769 | 1    | Pipe-Oil, Complete          |
| 20       | 98-9418  | 1    | Bolt-Joint, Eye             |
| 30       | 99-8346  | 4    | Gasket                      |
| 40       | 98-9417  | 1    | Bolt-Joint, Eye             |
| 50       | 105-3770 | 1    | Pipe-Oil,Complete           |
| 60       | 98-9435  | 1    | Gasket-Oil Return,<br>Turbo |
| 70       | 98-7568  | 2    | Bolt                        |
| 80       | 105-3771 | 1    | Pipe-Oil, Complete          |
| 90       | 98-9721  | 1    | Pipe-Oil                    |
| 100      | 98-9714  | 2    | Clamp-Hose                  |
| 110      | 98-9601  | 1    | Clamp-Pipe                  |
| 120      | 98-9591  | 1    | Pin-Band                    |

| Ref. No. | Part No. | Qty. | Description |
|----------|----------|------|-------------|
|          |          |      |             |
|          |          |      |             |
|          |          |      |             |
|          |          |      |             |
|          |          |      |             |
|          |          |      |             |
|          |          |      |             |
|          |          |      |             |
|          |          |      |             |
|          |          |      |             |



1G646-003-20

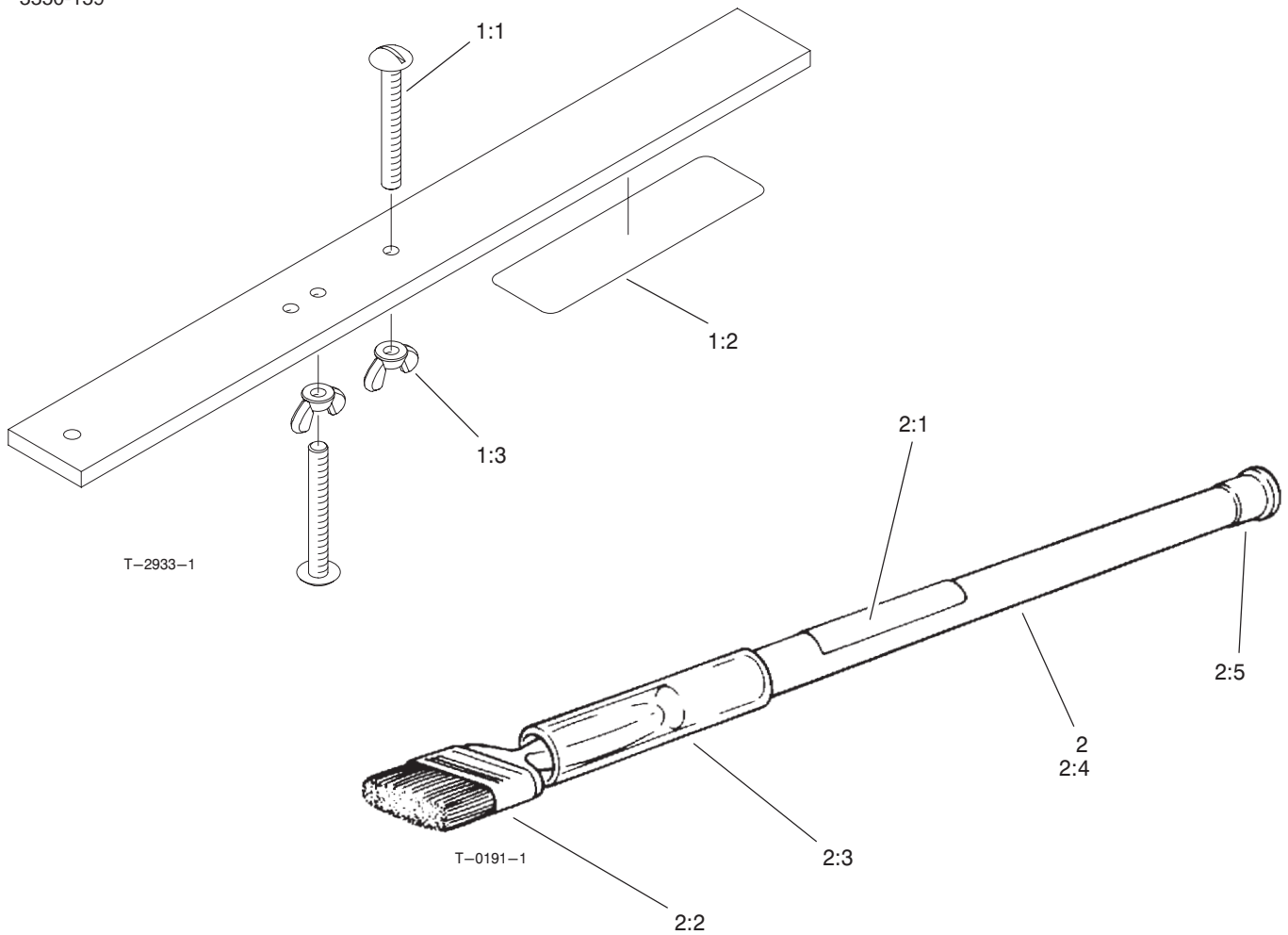
Sheet No.:79

### Oil Cooler Assembly

| Ref. No. | Part No. | Qty. | Description        |
|----------|----------|------|--------------------|
| 10       | 104-5158 | 1    | Oil Cooler ASM     |
| 20       | 106-7054 | 1    | Holder ASM         |
| 30       | 105-3773 | 1    | Cover-Cooler , Oil |
| 40       | 98-9729  | 2    | O-Ring             |
| 50       | 98-9724  | 1    | Pipe-Cooler , Oil  |
| 60       | 98-9578  | 1    | Pipe-Return, Water |
| 70       | 98-9579  | 4    | Band-Pipe          |
| 80       | 105-3774 | 1    | Collar             |

| Ref. No. | Part No. | Qty. | Description |
|----------|----------|------|-------------|
|          |          |      |             |
|          |          |      |             |
|          |          |      |             |
|          |          |      |             |
|          |          |      |             |
|          |          |      |             |
|          |          |      |             |
|          |          |      |             |
|          |          |      |             |
|          |          |      |             |





## Gauge Bar and Backlapping Brush Assembly

| Ref. No. | Part No. | Qty. | Description              |
|----------|----------|------|--------------------------|
| 1        | 98-1852  | 1    | Gauge Bar ASM            |
| 1:1      | 32122-54 | 2    | Screw                    |
| 1:2      | 98-7976  | 1    | Decal                    |
| 1:3      | 32103-3  | 2    | Nut-Wing                 |
| 2        | 29-9100  | 1    | Backlapping Brush<br>ASM |
| 2:1      | 12-9140  | 1    | Decal                    |
| 2:2      | 36-4310  | 1    | Brush                    |
| 2:3      | 29-9090  | 1    | Hose-Handle              |
| 2:4      | 29-9080  | 1    | Handle                   |
| 2:5      | 2410-18  | 1    | Plug                     |

| Ref. No. | Part No. | Qty. | Description |
|----------|----------|------|-------------|
|          |          |      |             |
|          |          |      |             |
|          |          |      |             |
|          |          |      |             |
|          |          |      |             |
|          |          |      |             |
|          |          |      |             |
|          |          |      |             |
|          |          |      |             |
|          |          |      |             |







