



## Reelmaster<sup>®</sup> 5500-D 2-Wheel Drive

Model No. 03550 - 230000501 and up.

### Parts Catalog

---

#### Ordering Replacement Parts

To order replacement parts, please supply: the part number, the quantity, and the description of each part desired.

#### Understanding Reference Numbers

Each identified part in an illustration has a reference number. The reference number for a part also appears in the parts list, along with other information about the part.

This catalog uses two special reference number formats, one to indicate parts in a service assembly and another to indicate the quantity of a given part in an illustration.

#### Service Assembly Reference Numbers

Parts in service assemblies have reference numbers in the form **a:b**. The **a** represents the reference number of the entire service assembly and the **b** represents a sequential number unique to each part within the service assembly.

For example, a wheel assembly might be identified by reference number 6, the tire by **6:1**, the valve by **6:2**, and the wheel by **6:3**. When you order the assembly identified by reference number 6, you receive all parts identified by reference numbers 6:1, 6:2, and 6:3. However, you may also order any part individually. Reference numbers of this type appear in illustrations and in part lists.

#### Reference Numbers Indicating Quantity

In an illustration, if a reference number indicates more than one part, the reference number has the form **nX y**. The **n** represents the quantity of the part, the **X** is the multiplication symbol, and the **y** represents the reference number.

For example, in an illustration, the reference number **2X 37** means that two of the parts identified by reference number 37 are indicated.

## Part Description Abbreviations

Part descriptions in this catalog may include the following abbreviations.

AR. ....	as required	HYD. ....	hydraulic
ASM. ....	assembly	INC. ....	incorporated
CARR. ....	carriage	LH. ....	left hand
DEG. ....	degrees	NI. ....	nylon insert
FH. ....	flat head	PPH. ....	phillips pan head
GA. ....	gauge	PTH. ....	phillips truss head
HF. ....	hex flange	PTO. ....	power take off
HH. ....	hex head	RH. ....	right hand
HHF. ....	hex head flange	SFH. ....	slotted fillister head
HHFTF. ....	hex head flange thread forming	SHH. ....	slotted hex head
HJ. ....	hex jam	SHWH. ....	slotted hex washer head
HLH. ....	hex lag head	SPH. ....	slotted pan head
HOC. ....	height-of-cut	SQH. ....	square head
HS. ....	hex	SRH. ....	slotted round head
HSBH. ....	hex socket button head	STD. ....	standard
HSFH. ....	hex socket flat head	TAP. ....	self tapping
HS. ....	hex socket head	TTH. ....	torx truss head
HWH. ....	hex washer head	WH. ....	wing head
HWHTF. ....	hex washer head thread forming		

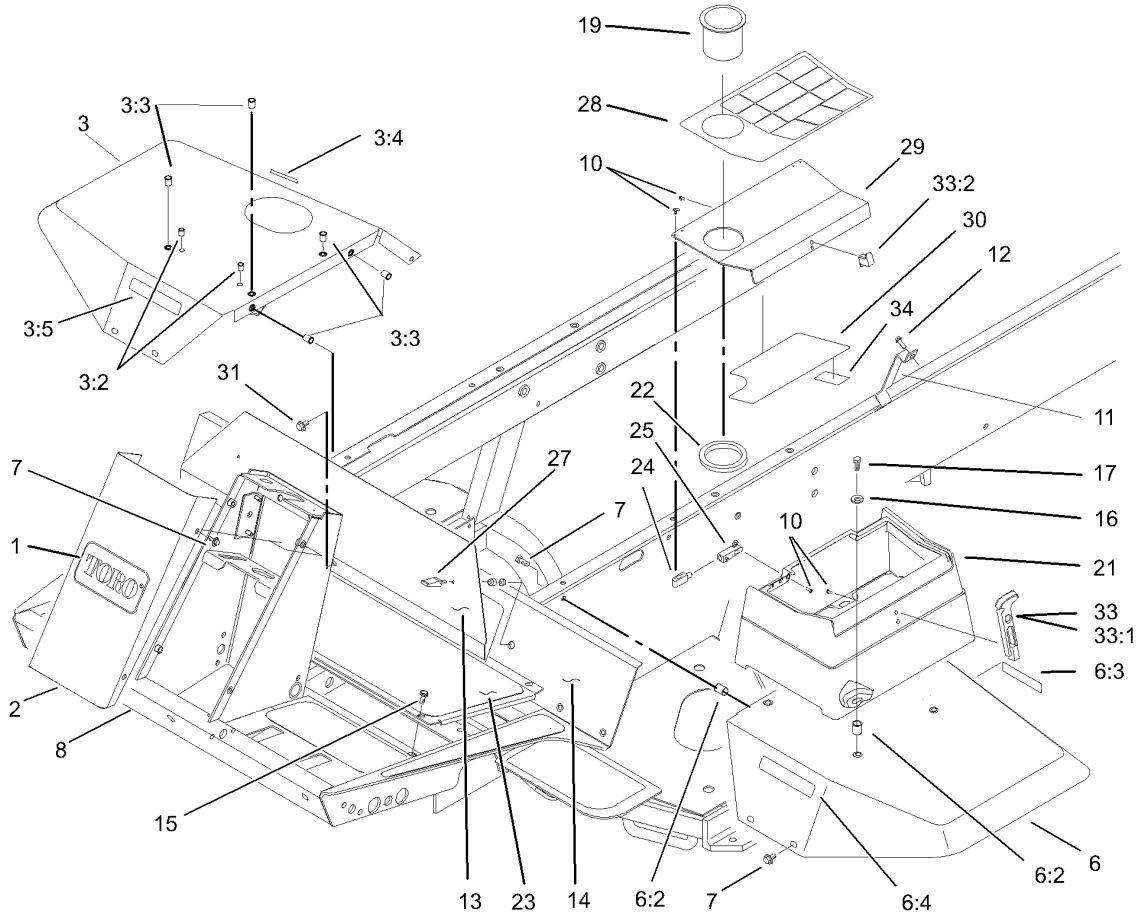
## Footnotes

❶ Not illustrated

❷ Not serviced separately

# Contents

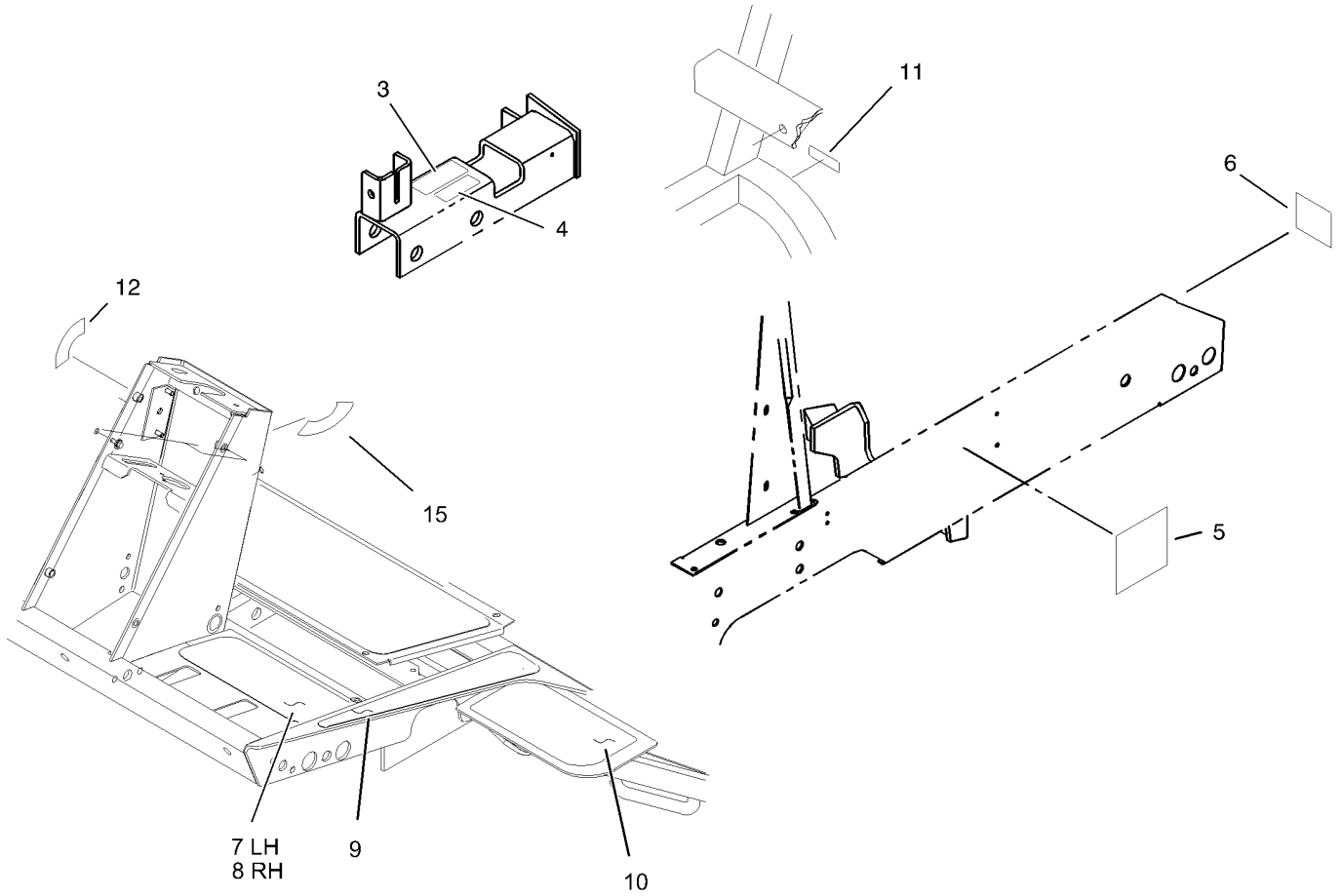
<b>Description</b>	<b>Page</b>	<b>Description</b>	<b>Page</b>
Frame and Body Assembly	..... 4	Rear Lift Arm Assembly	..... 47
Frame Assembly No. 107-2385	..... 5	Rear Axle Support Assembly	..... 48
Steering Tower Assembly	..... 6	2 Wheel Drive Rear Axle Assembly	..... 49
Steering Valve Assembly No. 99-8959	..... 8	Rear Axle Assembly	..... 50
Traction and Brake Pedals Assembly	..... 9	Hydraulic Assembly No. 75-1200	..... 51
Seat Frame and Throttle Assembly	..... 10	Stabilizer Assembly	..... 52
Seat and Suspension Assembly	..... 11	Axle Assembly No. 106-9212-03	..... 53
Seat and Suspension Assembly No. 76-1970	..... 12	Brake Assembly	..... 55
Suspension Assembly No. 106-8085	..... 13	Crankcase Assembly	..... 56
Control Console Assembly	..... 14	Oil Pan Assembly	..... 57
Hydraulic Filter and Reservoir Assembly	..... 16	Cylinder Head Assembly	..... 58
Fuel Tank Assembly	..... 17	Gearcase and Oil Filter Assembly	..... 59
Front Axle Assembly	..... 18	Filter, Oil Cooler and Pipe Assembly	..... 60
Transmission Assembly	..... 19	Head Cover Assembly	..... 61
Transmission Assembly No. 75-0012	..... 20	Dipstick and Guide Assembly	..... 62
Traction Control Assembly	..... 22	Main Bearing Case Assembly	..... 63
Gear Pump Installation Assembly	..... 23	Camshaft Assembly	..... 64
Gear Pump Assembly No. 99-6933	..... 24	Piston and Crankshaft Assembly	..... 65
Engine Installation Assembly	..... 25	Flywheel Assembly	..... 66
Muffler and Pump Drive Assembly	..... 26	Fuel Camshaft Assembly	..... 67
Engine Components Assembly	..... 27	Engine Stop Lever Assembly	..... 68
Air Cleaner Assembly No. 98-4517	..... 28	Stop Solenoid Assembly	..... 69
Water and Fuel Filter Assembly No. 98-9305	..... 29	Injection Pump Assembly	..... 70
Fan Drive Assembly	..... 30	Injection Pump Assembly No. 98-9643	..... 71
Radiator Assembly	..... 31	Governor Assembly	..... 72
Oil Cooler and Radiator Assembly	..... 32	Speed Control Plate Assembly	..... 73
Hood Assembly	..... 33	Nozzle Holder and Glow Plug Assembly	..... 74
Lift Block Assembly	..... 34	Nozzle Holder Assembly 98-9468	..... 75
Lift Block Assembly No. 104-9335	..... 35	Alternator and Pulley Assembly	..... 76
Mow Block Assembly	..... 36	Alternator Assembly No. 98-9474	..... 77
Mow Block Assembly No. 99-6978	..... 37	Starter Mount Assembly	..... 78
Rear Hydraulic Manifold Assembly	..... 38	Starter Assembly No. 98-9705	..... 79
Reel Motor and Hose Assembly	..... 39	Water Flange and Thermostat Assembly	..... 80
Reel Moter Assembly No. 98-9999	..... 40	Water Pump Assembly	..... 81
Front Lift Circuit Assembly	..... 41	Valve and Rocker Arm Assembly	..... 82
Hydraulic Cylinder Assembly No. 99-6986	..... 42	Exhaust Manifold and Gasket Assembly	..... 83
Hydraulic Cylinder Assembly No. 99-6987	..... 43	Turbo Charger Assembly	..... 84
Front Lift Arm Assembly	..... 44		
Rear Lift Cylinder Assembly	..... 45		
Hydraulic Cylinder Assembly No. 98-3945	..... 46		



## Frame and Body Assembly

Ref	Part No.	Qty.	Description
1	62-5550	1	Decal-Logo
2	93-7996-01	1	Cover-Tower
3	106-5950	1	RH Fender ASM
3:2	32148-6	2	Insert-Nut
3:3	32148-7	5	Insert-Nut
3:4	93-6686	1	Decal-Oil, HYD
3:5	93-6689	1	Decal-No Riders
6	106-5951	1	LH Fender ASM
6:2	32148-7	6	Insert-Nut
6:3	93-6680	1	Decal-Diesel
6:4	93-6689	1	Decal-No Riders
7	3234-14	14	Screw-HHF
8	107-2385	1	Frame ASM
10	32144-1	11	Screw-Taptite
11	98-4572	1	Bracket-Clamp, Hose
12	32144-14	2	Screw-HWH
13	75-1390-01	1	Cover-Access, Front
14	75-1410-01	1	Plate-Access, Floor
15	75-6840	4	Knob-Knurled
15	3234-7	1	Screw-HHF
16	3256-3	4	Washer-Flat
17	322-5	4	Screw-HH
19	94-1410	1	Holder-Can, Beverage
21	104-0026	1	Toolbox

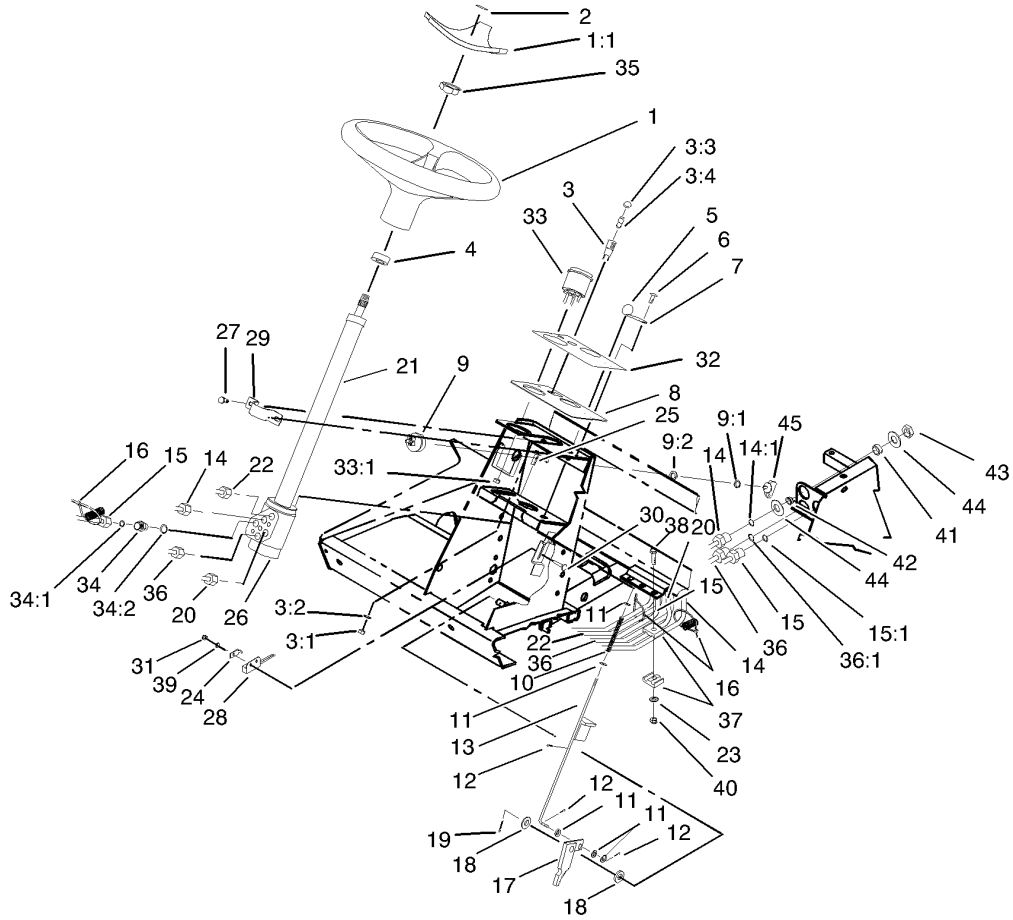
Ref	Part No.	Qty.	Description
22	104-1476	1	Ring-Rubber
23	75-0630	1	Tread-Foot, Center
24	104-1496	2	Hinge-Pin
25	104-1497	2	Hinge-Receiver
27	74-5950	2	Latch-Swell
28	104-9294	1	Decal-Warning
28	104-9295	1	Decal-Warning, Ce
29	104-1489-03	1	Cover-Toolbox
30	105-7515	1	Decal-Service
30	104-1434	1	Decal-Service, Blank
31	3234-5	1	Screw
33	94-5626	1	Latch-Draw, Flexible
33:1	100-5806	1	Handle-Latch
33:2	100-5807	1	Keeper-Latch
34	105-7527	1	Decal-Numbers, Filter



### Frame Assembly No. 107-2385

Ref	Part No.	Qty.	Description
3	93-6693	1	Decal-Plate, Floor
4	93-6686	1	Decal-Oil, HYD
5	104-0049	2	Cover-Rail, Side
6	62-7400	1	Decal
7	75-0620	1	Tread-Foot, LH
8	75-0610	1	Tread-Foot, RH
9	93-7592	2	Tread-Rest, Foot
10	104-0048	1	Tread-Step
11	93-6691	1	Decal-Bolt, Eccentric
12	93-6699	1	Decal-Fast/slow
15	105-7506	1	Decal-Switch, Key

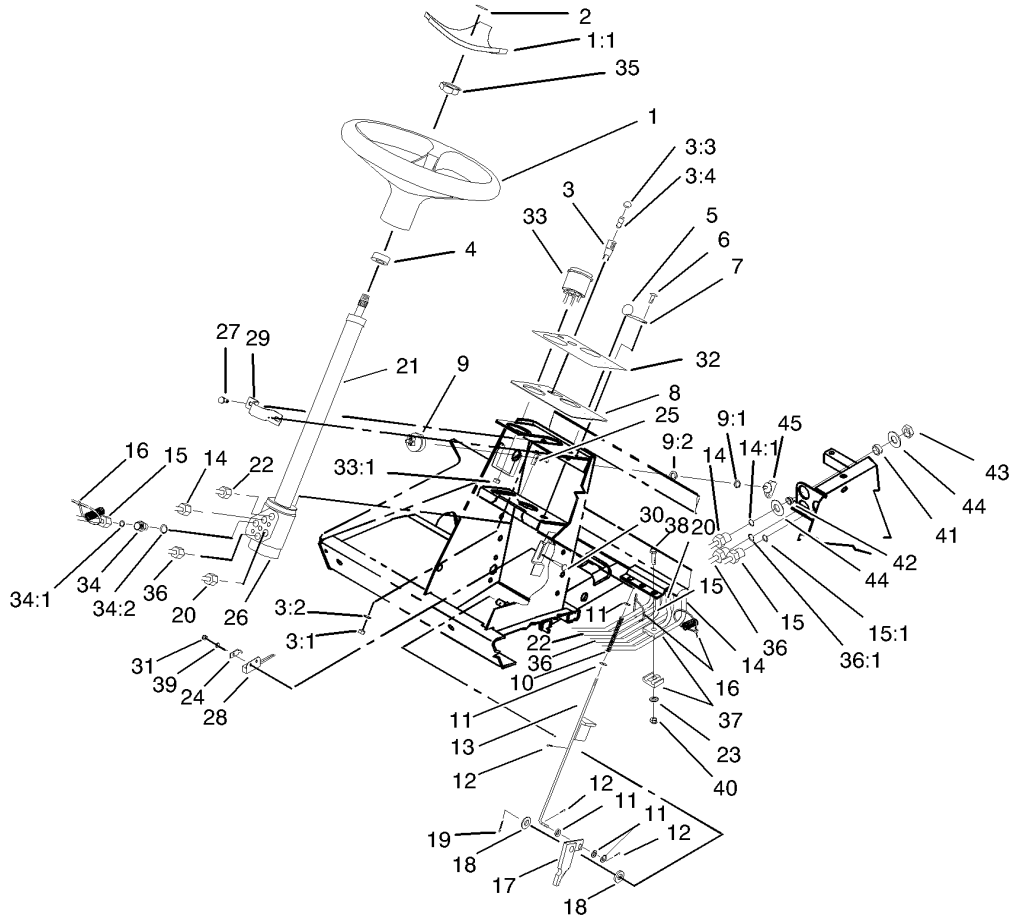
--	--	--	--



## Steering Tower Assembly

Ref	Part No.	Qty.	Description
1	98-1471	1	Wheel-Steering
1:1	98-1468	1	Cover-Wheel, Steering
2	98-1459	1	Decal
3	44-2210	1	Light-Indicator, Red
3:1	218-535	1	Nut-Hex
3:2	218-536	1	Washer-Lock
3:3	218-533	1	Lens
3:4		1	Bulb
4	21-9260	1	Cover-Dust
5	233-17	1	Knob
6	87-6620	2	Screw
7	3256-1	2	Washer-Flat
8	93-7998-03	1	Plate-Instrument
9	104-2541	1	Switch-Key
9:1	218-461	1	Nut-HH
9:2	3254-5	1	Washer-Tooth
10	95-1821-03	1	Spring-Compression
11	3256-22	5	Washer-Flat
12	3272-5	3	Pin-Cotter
13	104-1492	1	Rod ASM
14	98-3912	1	Tube ASM
14:1	237-22	1	O-Ring
15	98-3910	1	Tube ASM
15:1	237-22	1	O-Ring

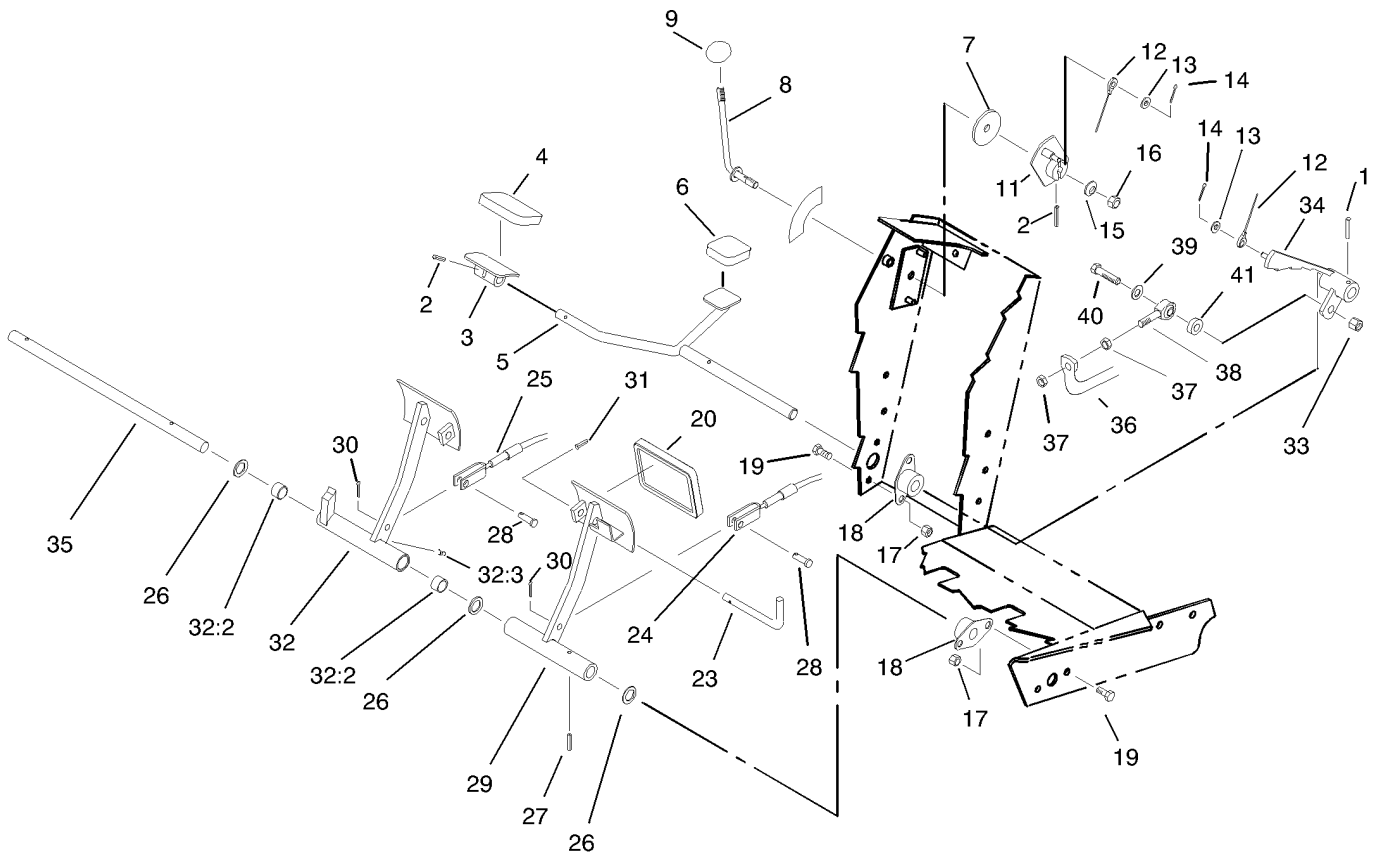
Ref	Part No.	Qty.	Description
16	3290-378	3	Tie-Cable
17	63-7900-03	1	Rack ASM
18	3256-26	2	Washer-Flat
19	3272-10	1	Pin-Cotter
20	98-3908	1	Tube ASM
21	94-9951	1	Column-Steering
22	98-3909	1	Tube ASM
23	3256-23	3	Washer-Flat
24	100-4872	1	Plate-Switch, Neutral
25	33103-020	3	Screw-HHF
26	99-8959	1	Control-Steering
27	32144-11	2	Screw-TAP
28	100-1270	1	Switch-Proximity
29	75-2810	1	Bracket-Column, Steering
30	104-1450	1	Bolt-CARR
31	3296-2	1	Nut-Lock
32	93-1263	1	Decal-Tower
33	104-9324	1	Speedometer
33:1	3296-1	4	Nut-Lock, NI
34	340-2	5	Fitting-Hyd, Straight
34:1	237-22	1	O-Ring
34:2	237-42	1	O-Ring
35	94-9952	1	Nut-Hex
36	98-3911	1	Tube ASM



### Steering Tower Assembly (continued)

Ref	Part No.	Qty.	Description
36:1	237-22	1	O-Ring
37	56-7973	6	Clamp-Tube
38	322-7	3	Screw-HH
39	3256-14	1	Washer-Flat
40	3296-29	3	Nut-Lock, NI
41	69-8970	3	Spacer
42	240-4	3	Grommet-Rubber
43	340-70	3	Nut-Lock
44	69-8940	6	Washer
45	63-8360	1	Key-Ignition

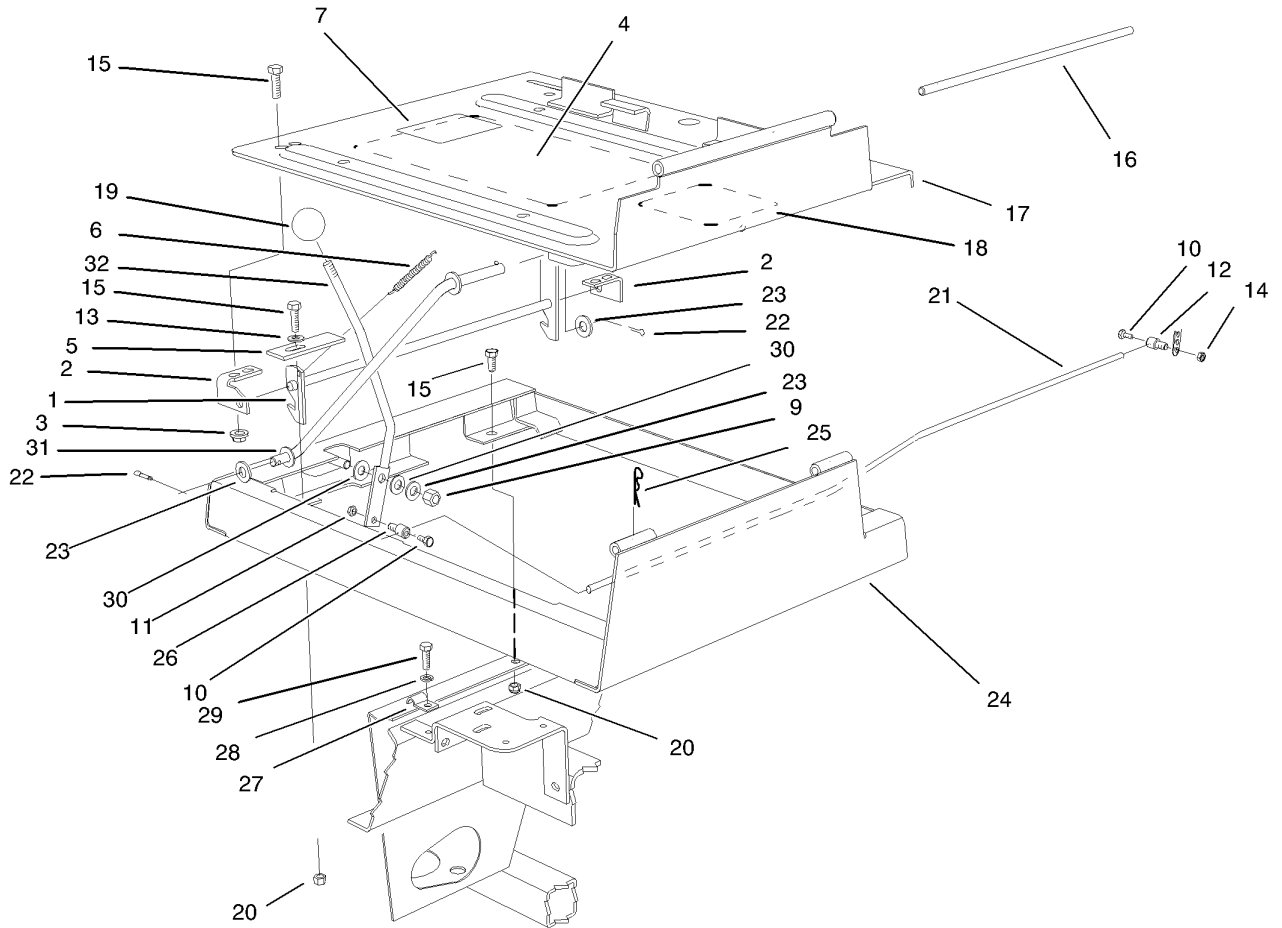




## Traction and Brake Pedals Assembly

Ref	Part No.	Qty.	Description
1	32121-6	1	Pin-Roll
2	32121-45	2	Pin-Spring
3	49-6440-03	1	Pedal-Forward
4	74-9100	1	Pad-Pedal, Forward
5	75-2970	1	Pedal-Traction
6	74-9110	1	Pad-Pedal, Reverse
7	75-6550	1	Disc-Friction
8	75-6490	1	Lever
9	233-42	1	Knob
11	75-6510	1	Bracket-Lever
12	75-6580	1	Cable-Pedal
13	3256-22	2	Washer-Flat
14	3272-2	2	Pin-Cotter
15	3290-461	1	Washer-Spring
16	3296-59	1	Nut-Lock, NI
17	3296-29	8	Nut-Lock, NI
18	256-236	4	Bearing-Mount, Flange
19	322-3	8	Screw-HH
20	93-8742	2	Footpad-Brake
23	63-7880	1	Pin-Latch, Brake
24	63-7733	1	LH Brake Cable ASM
25	63-7732	1	RH Brake Cable ASM
26	3256-69	3	Washer-Flat
27	32121-16	1	Pin-Spring

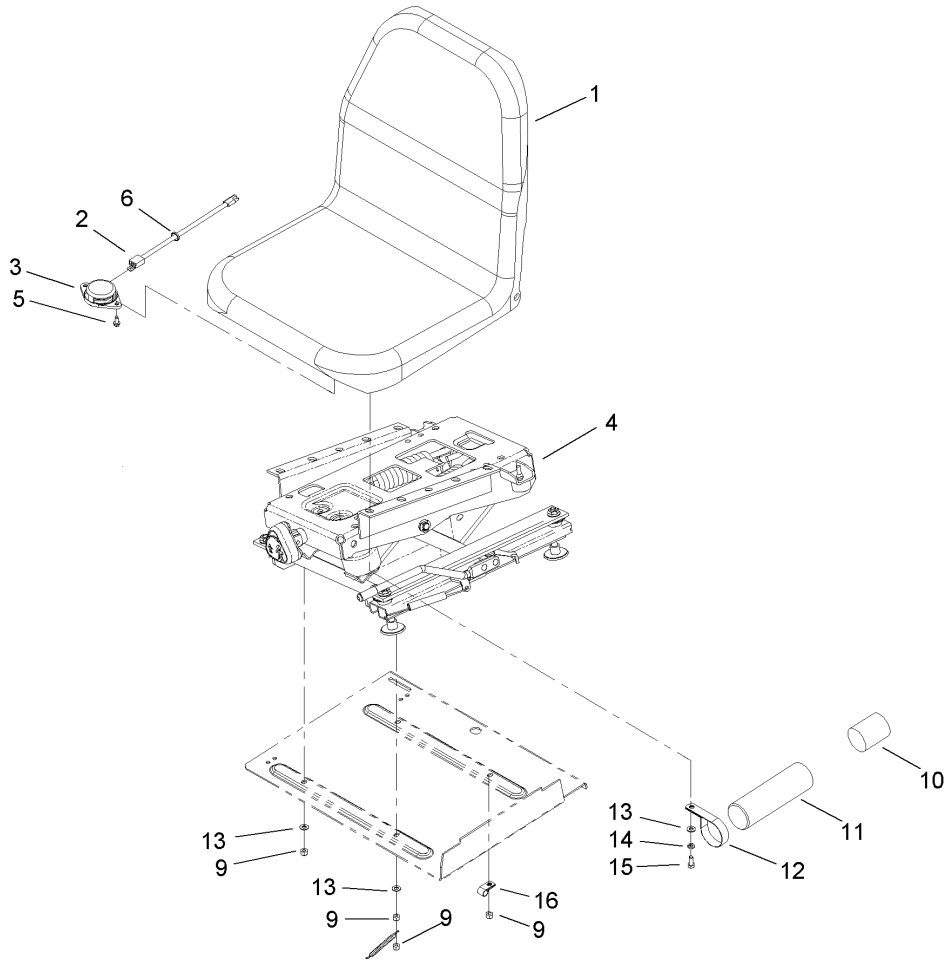
Ref	Part No.	Qty.	Description
28	283-58	2	Pin-Clevis
29	75-1440-03	1	Pedal-Brake, LH
30	3272-10	2	Pin-Cotter
31	32121-50	1	Pin-Spring
32	75-1430	1	Pedal-Brake, RH
32:2	256-42	2	Bushing
32:3	302-5	1	Fitting-Grease
33	3296-39	1	Nut-Lock, NI
34	75-3270-03	1	Hub-Pivot, Traction
35	75-1470	1	Pin-Pivot, Brake
36	75-2170-03	1	Tube-Control, Pump
37	3220-3	2	Nut-Jam
38	2411-36	1	Bearing-End, Rod
39	3256-24	1	Washer-Flat
40	323-9	1	Screw-HH
41	5-0652	1	Spacer



## Seat Frame and Throttle Assembly

Ref	Part No.	Qty.	Description
1	98-2354-03	1	Latch-Seat
2	98-2353	2	Bracket-Latch, Seat
3	32128-25	4	Nut-Flange
4	105-7528	1	Decal-Information, Solenoid
5	98-9302	1	Plate-Stop, Idler
6	66-4190-03	1	Spring-Idler, Clutch
7	105-4674	1	Decal-Noise, Ce
9	3296-39	1	Nut-Lock, NI
10	25-8640	2	Screw-HH
11	3296-3	1	Nut-Lock, NI
12	98-9311	1	Swivel-Throttle
13	3256-23	1	Washer-Flat
14	3296-20	1	Nut-Lock, NI
15	322-3	8	Screw-HH
16	75-3400	1	Shaft-Pivot, Seat
17	98-2350-03	1	Plate-Seat
18	106-9224	1	Decal-Danger
19	233-42	1	Knob
20	3296-29	4	Nut-Lock, NI
21	98-3926	1	Cable-Throttle
22	3272-10	2	Pin-Cotter
23	3256-24	3	Washer-Flat
24	98-2352-03	1	Frame-Seat
25	3290-467	1	Pin-Hair

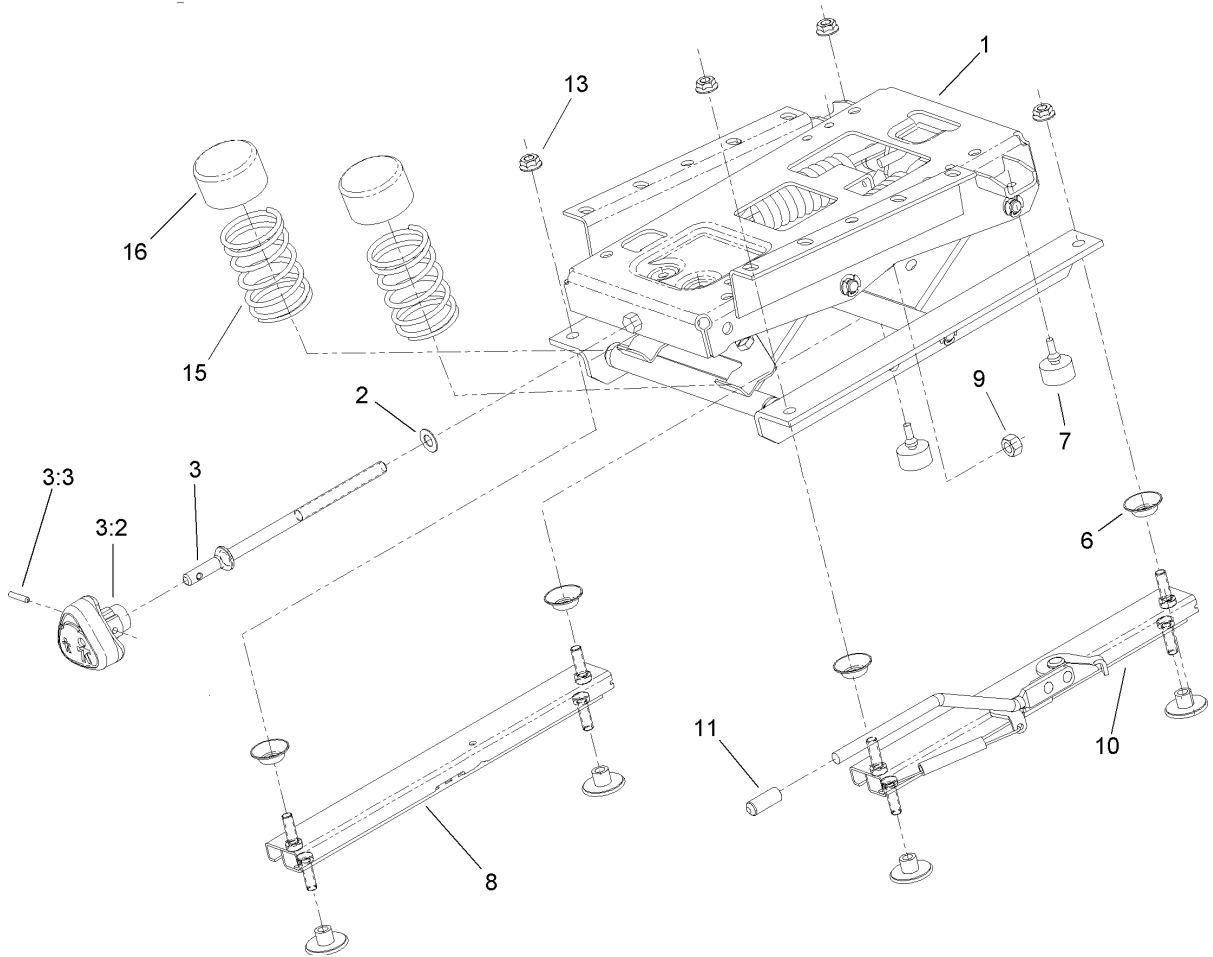
Ref	Part No.	Qty.	Description
26	93-0021	1	Swivel-Cable, Throttle
27	3-6657	1	Clip-Skid
28	3253-3	1	Washer-Lock
29	321-4	1	Screw-HH
30	66-2920	2	Washer-Friction
31	75-3680-03	1	Rod-Seat
32	75-3430-03	1	Lever-Throttle



## Seat and Suspension Assembly

Ref	Part No.	Qty.	Description
1	104-4620	1	Seat-Olympic, Toro
2	106-7090	1	Harness-Wire, Seat Switch
3	92-6282	1	Switch-Seat
4	76-1970	1	Seat Suspension ASM
5	32144-10	2	Screw-HWH
6	93-0140	1	Grommet-Rubber
9	3296-29	5	Nut-Lock, NI
10	104-7048	1	Cap-Housing
11	104-7050	1	Housing-Manual
12	2412-133	2	R-Clamp
13	3256-23	8	Washer-Flat
14	3253-4	4	Washer-Lock
15	322-3	4	Screw-HH
16	2412-93	1	Clamp-R

--	--	--	--

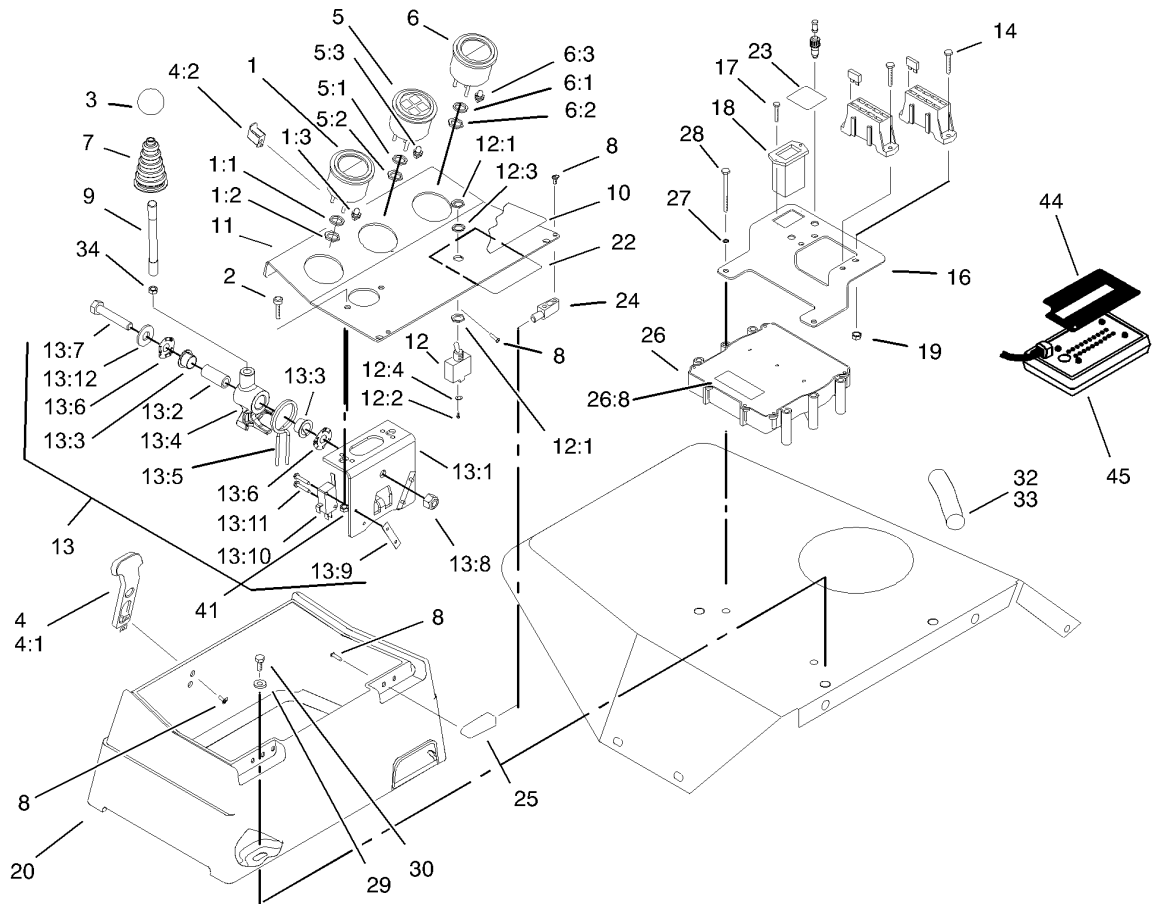


## Seat and Suspension Assembly No. 76-1970

Ref	Part No.	Qty.	Description
1	106-8085	1	Suspension ASM
2	3256-24	1	Washer-Flat
3	106-1031	1	Tension Adjuster Knob ASM
3:2	106-8093	1	Knob-Adjust, Tension
3:3	32121-45	1	Pin-Spring
6	66-9290	4	Spacer-Suspension
7	76-2940	2	Bumper
8	66-8530	1	Adjuster
9	32153-2	1	Nut-Lock
10	66-8510	1	Adjuster W/handle
11	75-3570	1	Tip-Vinyl
13	32128-25	4	Nut-Flange
15	93-3163	2	Spring
16	93-3164	2	Cap

--	--	--	--

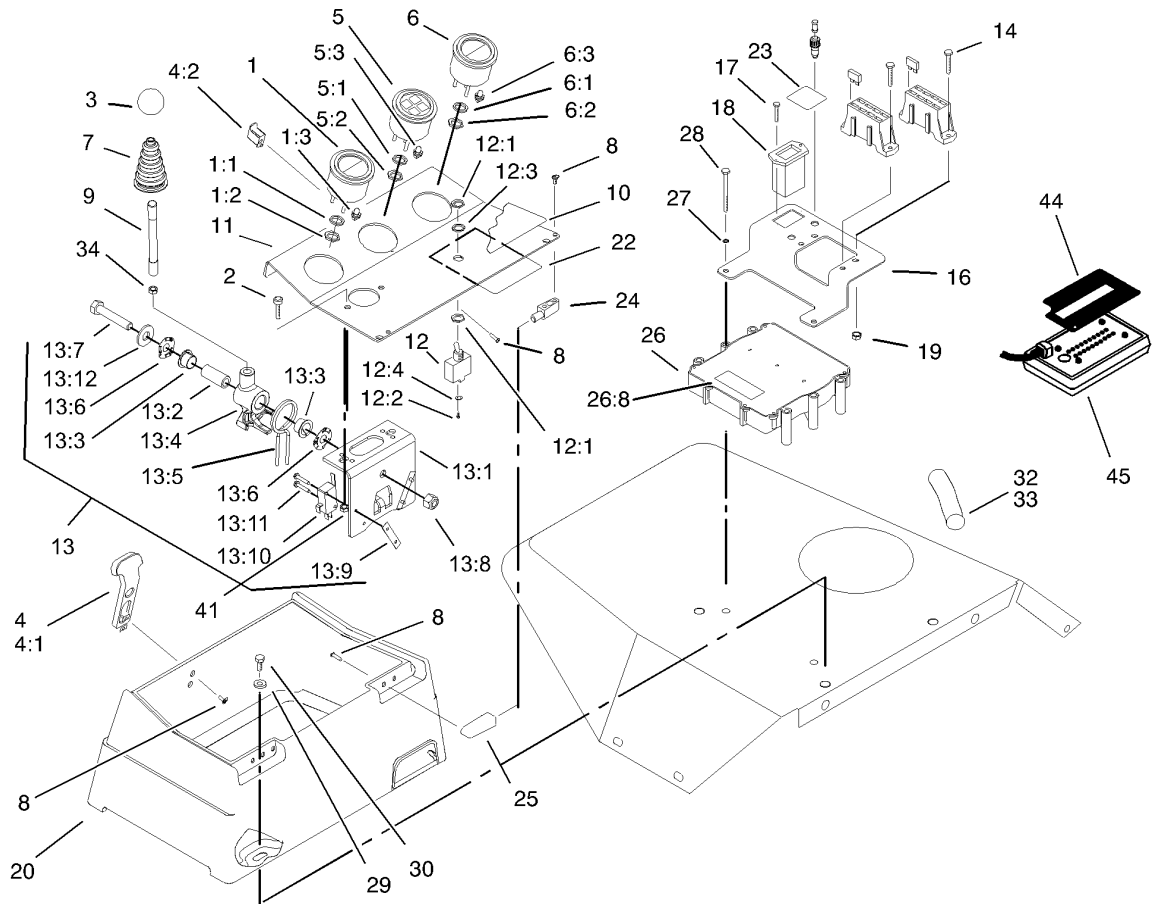




## Control Console Assembly

Ref	Part No.	Qty.	Description
1	98-9339	1	Gauge-Fuel
1:1	3254-1	3	Washer-Lock, Int
1:2	3217-27	3	Nut-Hex
1:3	105-9265	1	Bulb And Lamp ASM
2	3258-166	2	Screw
3	233-42	1	Knob
4	94-5626	1	Latch-Draw, Flexible
4:1	100-5806	1	Handle-Latch
4:2	100-5807	1	Keeper-Latch
5	98-9306	1	Light-Warning
5:1	3254-1	1	Washer-Lock, Int
5:2	3217-27	1	Nut-Hex
5:3	105-9264	4	Bulb And Lamp ASM
6	98-9308	1	Gauge-Temperature
6:1	3254-1	3	Washer-Lock, Int
6:2	3217-27	3	Nut-Hex
6:3	105-9265	1	Bulb And Lamp ASM
7	93-5961	1	Boot-Lever
8	32144-1	11	Screw-Taptite
9	105-7508	1	Lever-Joystick
10	104-9296	1	Decal-Control
11	104-9251-03	1	Plate-Instrument
12	99-8352	1	Switch-Backlap, Master
12:1	218-498	2	Locknut

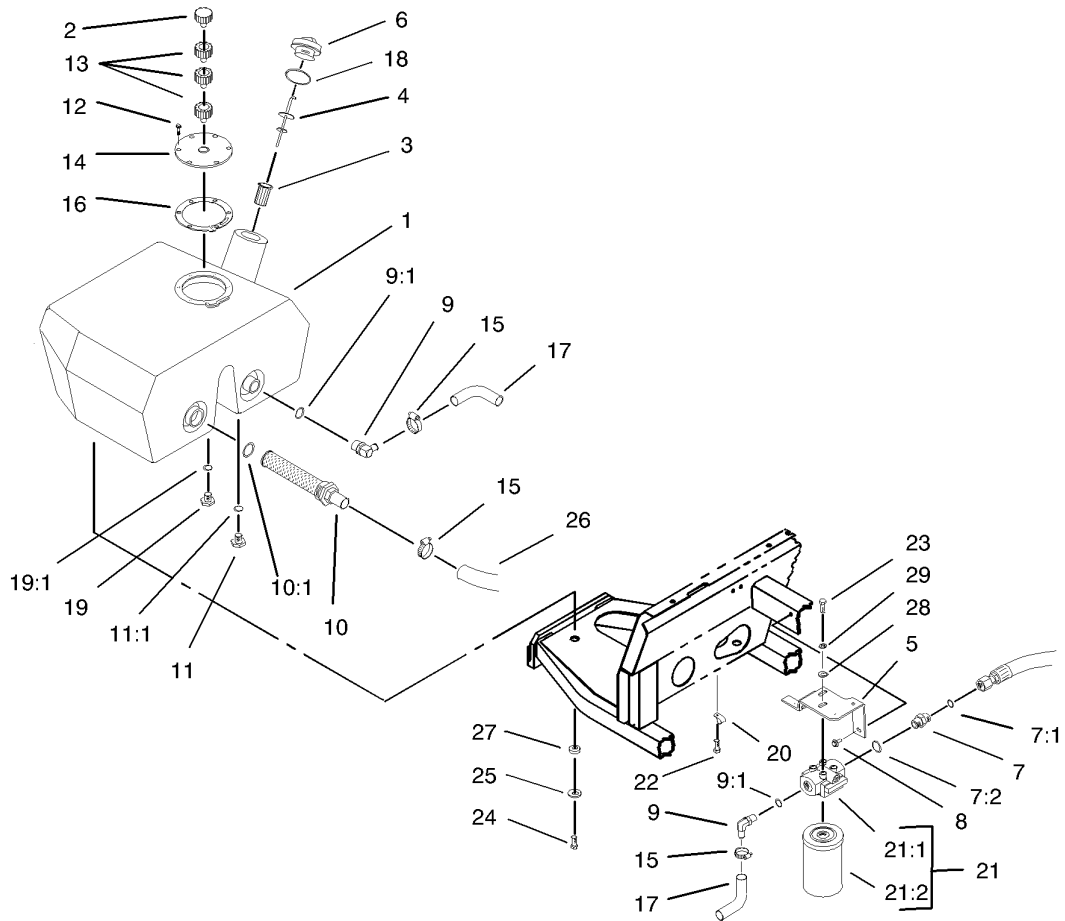
Ref	Part No.	Qty.	Description
12:2	218-588	3	Screw
12:3	218-589	1	Nut And Lockwasher ASM
12:4	3253-19	3	Washer-Lock
13	106-4167	1	Joystick Bracket ASM
13:1	106-4168-03	1	Bracket-Joystick
13:2	106-4192	1	Spacer
13:3	93-5547	2	Bushing-Nylon
13:4	105-7507	1	Hub-Pivot, Joystick
13:5	105-8289	1	Spring-Torsion
13:6	106-4193	2	Washer-Finger, Spring
13:7	322-9	1	Screw-HH
13:8	3296-29	1	Nut-Lock, NI
13:9	3290-354	2	Nut-Speed
13:10	111332	2	Switch
13:11	147665	4	Screw-HH
13:12	3256-3	1	Washer-Flat
14	32105-13	4	Screw-SHH
16	104-1499-03	1	Bracket-Block, Fuse
17	32144-18	2	Screw-HH
18	75-6820	1	Hourmeter
19	3296-2	4	Nut-Lock
20	104-0027	1	Box-Control
22	94-6767	1	Decal-Fuses
23	104-9298	1	Decal-Controller



### Control Console Assembly (continued)

Ref	Part No.	Qty.	Description
24	104-1496	2	Hinge-Pin
25	104-1497	2	Hinge-Receiver
26	92-5720	1	Controller-Electronic
26:8	93-8053	1	Decal
27	3253-3	2	Washer-Lock
28	321-14	2	Screw-HH
29	3256-3	3	Washer-Flat
30	322-5	3	Screw-HH
32	106-5971	1	Harness-Wire
33	94-6343	1	Decal-Identification, Wire
34	3218-3	1	Nut-Jam
41	32128-33	2	Nut-HF
44	105-7529	1	Decal-Diagnostic
45	85-4750	1	Box-Display, Diagnostic

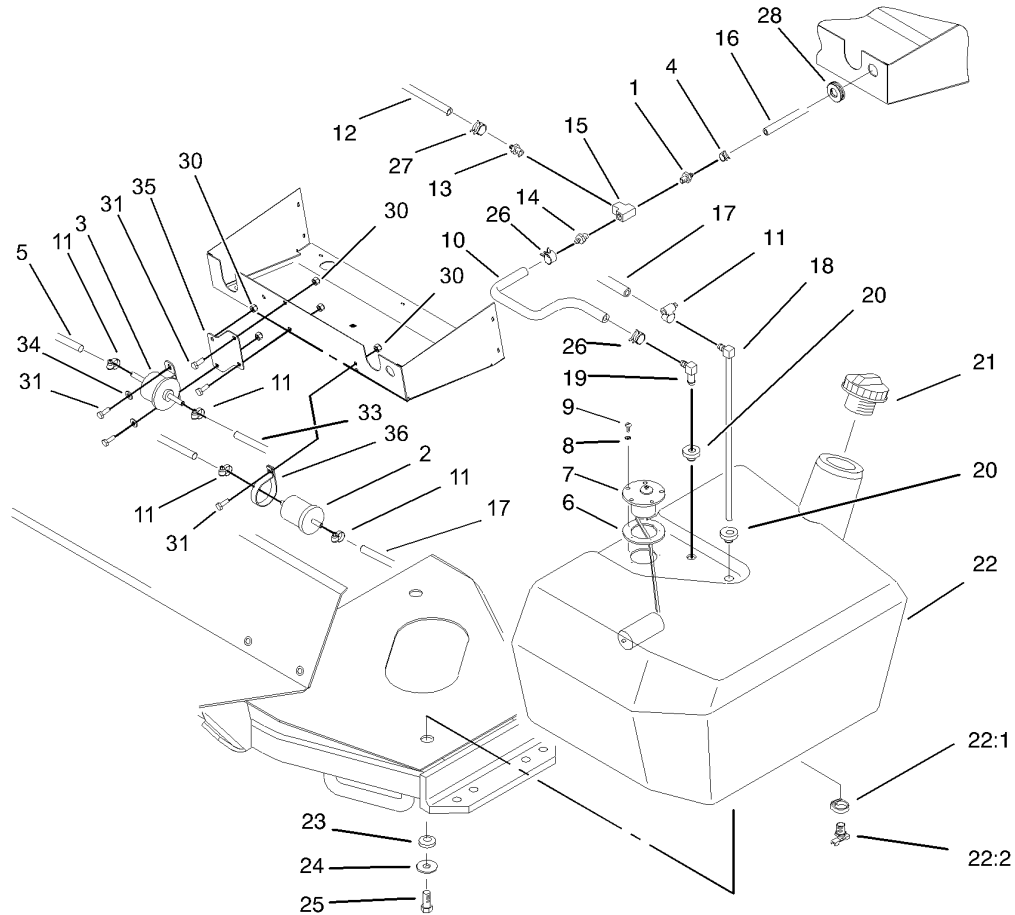
--	--	--	--



## Hydraulic Filter and Reservoir Assembly

Ref	Part No.	Qty.	Description
1	104-9254	1	Tank-Oil
2	68-6150	1	Breather
3	61-2790	1	Filter-Screen
4	94-9411	1	Dipstick
5	98-3917-01	1	Bracket-Filter
6	93-7498	1	Plug-Plastic
7	340-91	1	Adapter
7:1	237-58	1	O-Ring
7:2	237-146	1	O-Ring
8	32144-14	2	Screw-HWH
9	23-8910	2	Stem-Barb, 90 DEG
9:1	237-146	1	O-Ring
10	104-7546	1	Strainer-Tank
10:1	340-136	1	O-Ring
11	353-508	1	Plug
11:1	237-42	1	O-Ring
12	33104-020	6	Screw-HHF
13	92-8020	3	Adapter-Breather
14	93-7588	1	Cover-Tank
15	2412-34	3	Clamp-Hose
16	93-7499	1	Gasket
17	98-3931	2	Hose-Formed
18	237-101	1	O-Ring
19	353-550	1	Plug-HYD

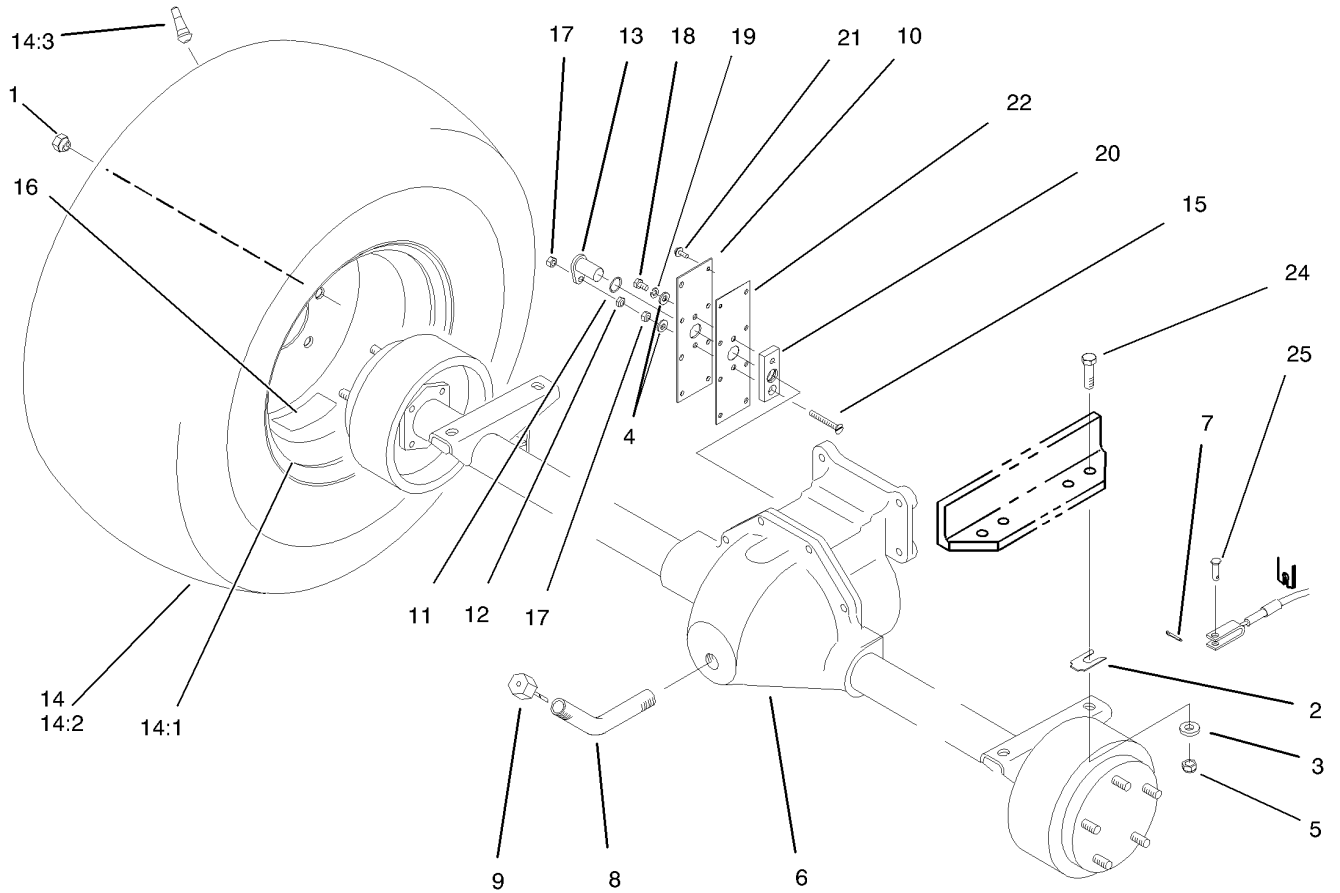
Ref	Part No.	Qty.	Description
19:1	237-79	1	O-Ring
20	2412-93	2	Clamp-R
21		1	Oil Filter ASM
21:1	104-0080	1	Filter Head ASM
21:2	94-2621	1	Element-Filter
22	32144-10	2	Screw-HWH
23	323-4	2	Screw-HH
24	33105-025	3	Screw-HHF
25	63-8410	3	Washer
26	75-6870	1	Hose-Inlet, Pump
27	240-11	3	Bushing-Flange
28	3256-24	2	Washer-Flat
29	3253-21	2	Washer-Lock



## Fuel Tank Assembly

Ref	Part No.	Qty.	Description
1	304-73	1	Connector-Hose
2	98-7612	1	Filter-Fuel
3	104-5215	1	Pump-Fuel, Electric
4	2412-98	1	Clamp
5	23-2140	1	Hose-Fuel
6	62-7650	1	Gasket
7	63-7640	1	Sender-Fuel
8	3253-15	5	Washer-Lock/sp
9	32122-24	5	Screw-Pth
10	93-2042	1	Hose-Fuel
11	2412-108	4	Clamp-Worm
12	104-0077	1	Hose-Fuel
13	354-22	1	Fitting-Barb
14	354-21	1	Fitting-Barb
15	354-20	1	Fitting-Tee
16	98-9338	1	Hose-Fuel
17	104-0076	1	Hose-Fuel
18	66-8121	1	Standpipe
19	46-6550	1	Fitting-Hyd, 90 DEG
20	46-6560	2	Bushing
21	93-3102	1	Cap-Fuel
22	105-7933	1	Tank-Fuel
22:1	2412-36	1	Clamp-Hose
22:2	304-46	1	Draincock

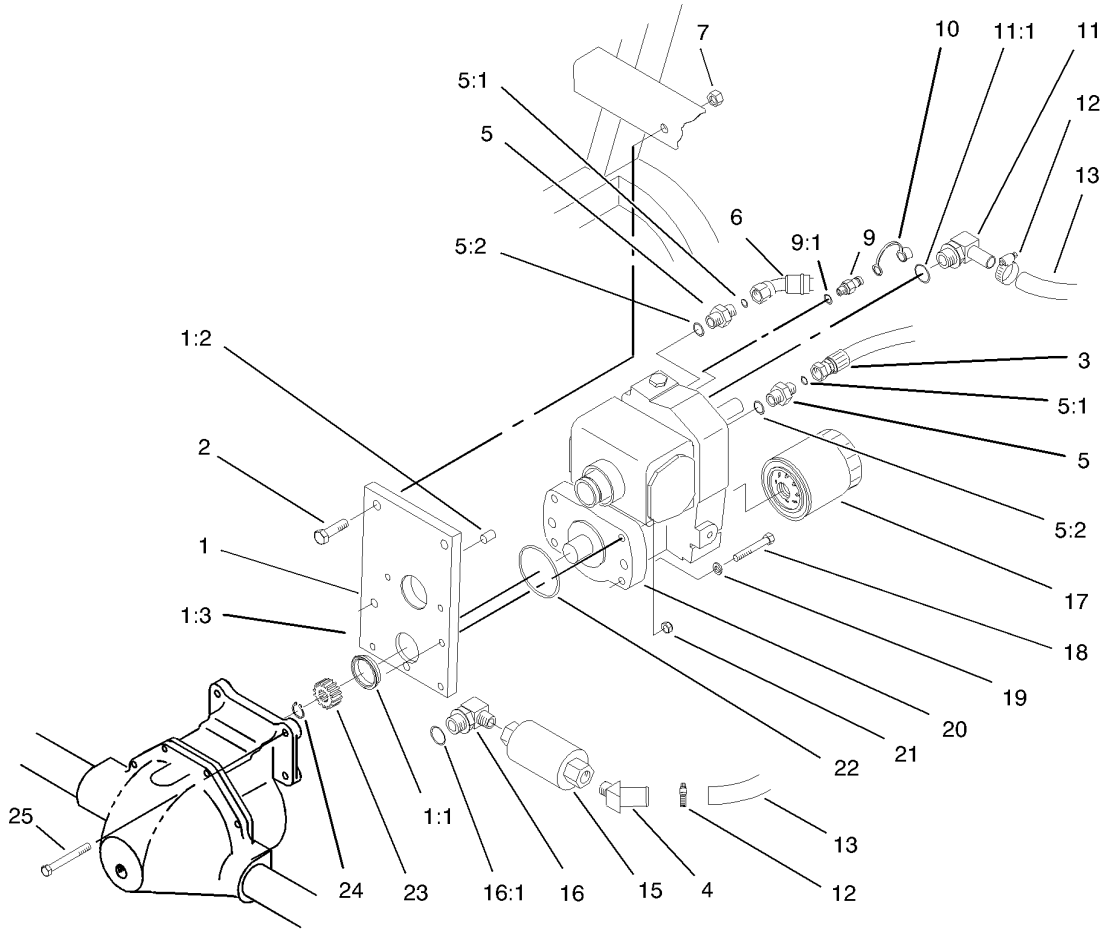
Ref	Part No.	Qty.	Description
23	240-11	3	Bushing-Flange
24	63-8410	3	Washer
25	33105-025	3	Screw-HHF
26	92-2379	2	Clamp-Hose
27	2412-146	2	Clamp-Hose
28	240-9	1	Grommet
30	3296-42	5	Nut-Lock, NI
31	321-4	5	Screw-HH
32	3290-378	1	Tie-Cable
33	47-7430	1	Hose-Fuel
34	3256-22	2	Washer-Flat
35	104-9339	1	Bracket-Pump, Fuel
36	2412-148	1	Clamp-R



## Front Axle Assembly

Ref	Part No.	Qty.	Description
1	242-50	10	Nut-Lug
2	42-6080	5	Shim-Axle
3	66-6480	4	Washer
4	3256-22	2	Washer-Flat
5	3296-48	4	Nut-Lock, NI
6	106-9212-03	1	Drive Axle ASM
7	3272-10	2	Pin-Cotter
8	75-6850	1	Tube-Fill, Oil
9	27-3710	1	Dipstick
10	85-4330	1	Cover-Gear
11	237-181	1	O-Ring
12	3218-1	1	Nut-Jam
13	85-4350	1	Sensor-Geartooth
14		2	Wheel And Tire ASM
14:1	99-6984	1	Wheel ASM
14:2	98-2373	1	Tire
14:3	232-27	1	Stem-Valve
15	32108-9	1	Screw-FH
16	106-9206	2	Decal-Torque, Wheel
17	3296-56	2	Nut-Lock, NI
18	321-2	1	Screw-HH
19	3253-3	1	Washer-Lock
20	85-4340	1	Plate-Mounting, Sensor
21	32144-112	8	Screw-HWHTF

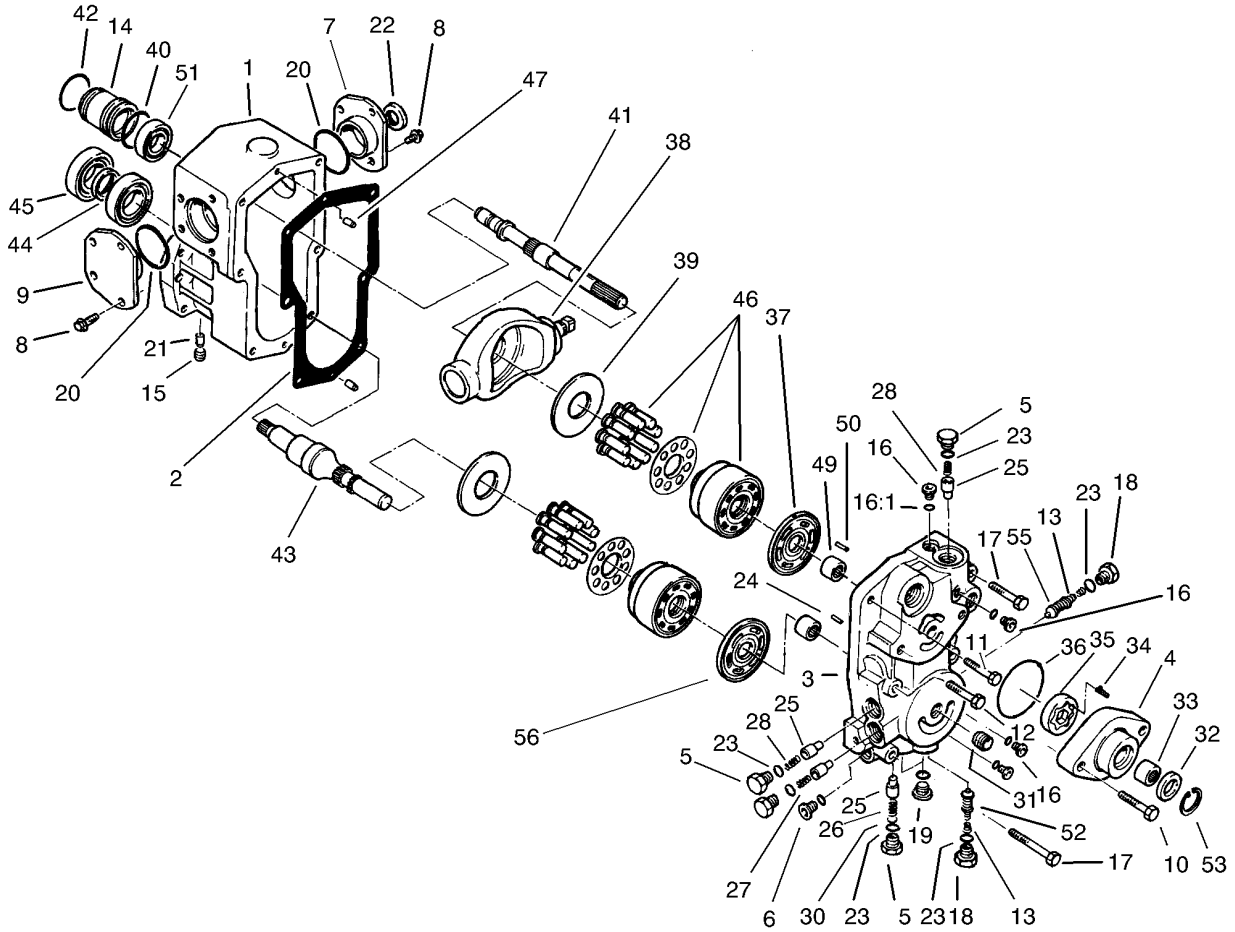
Ref	Part No.	Qty.	Description
22	92-5797	1	Gasket-Axle
24	324-7	4	Screw-HH
25	283-58	2	Pin-Clevis



## Transmission Assembly

Ref	Part No.	Qty.	Description
1	92-4846	1	Transmission Support ASM
1:1	75-3110	1	Collar-Transmission
1:2	92-4808	1	Sleeve-Transmission
1:3	92-4809	1	Support-Transmission
2	325-7	2	Screw-HH
3	104-0073	1	HYD Hose ASM
4	354-72	1	Fitting-HYD
5	340-3	2	Adapter
5:1	237-22	1	O-Ring
5:2	237-79	1	O-Ring
6	104-0072	1	HYD Hose ASM
7	3296-23	2	Nut-Lock, NI
9	354-77	1	Fitting-Quick
9:1	237-78	1	O-Ring
10	354-79	1	Cap-Dust
11	75-4720	1	Fitting-Line, Suction
11:1	237-81	1	O-Ring
12	2412-129	2	Clamp-Hose
13	75-6350	1	Hose
15	75-6340-03	1	Filter
16	354-75	1	Fitting-Hyd, 90 DEG
16:1	237-81	1	O-Ring
17	75-1330	1	Element-Filter
18	323-12	2	Screw-HH

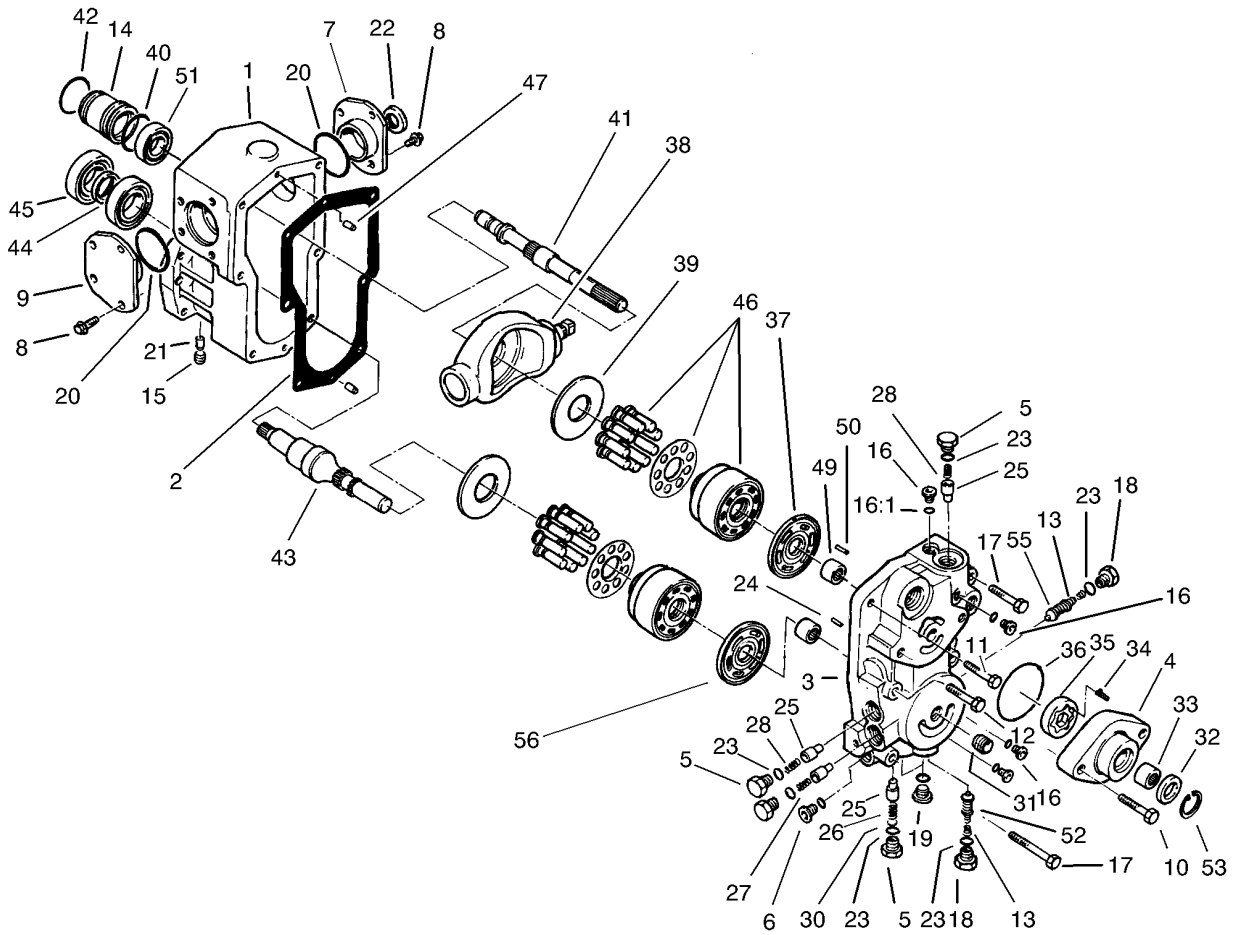
Ref	Part No.	Qty.	Description
19	3253-21	2	Washer-Lock
20	75-0012	1	Transmission
21	3296-39	2	Nut-Lock, NI
22	237-161	1	O-Ring
23	86-7220	1	Gear-Pinion
24	32151-62	1	Ring-Retaining
25	323-20	2	Screw-HH



## Transmission Assembly No. 75-0012

Ref	Part No.	Qty.	Description
1	75-0020	1	Housing
2	75-0030	1	Gasket-Housing
3	75-0040	1	Section-Center
4	83-4780	1	Housing-Pump, Charge
5	75-0060	4	Plug
6	75-0070	1	Plug
7	86-7520	1	RH Trunnion Cover ASM
8	75-0090	8	Capscrew-HH
9	86-7530	1	LH Trunnion Cover ASM
10	75-0110	2	Capscrew-HH
11	75-0120	1	Capscrew-HH
12	75-0130	3	Capscrew-HH
13	75-0140	2	Spring-Conical
14	75-0150	1	Guide-Seal
15	75-0160	1	Plug-Pipe
16	75-0170	4	Plug-Thread, Straight
16:1	92-8777	1	O-Ring
17	75-0180	2	Capscrew-HH
18	75-0190	2	Plug-Special
19	75-0200	2	Plug-Thread, Straight
20	75-0210	2	O-Ring
21	75-0220	2	Pin
22	75-0230	1	Seal-Lip
23	75-0240	6	O-Ring

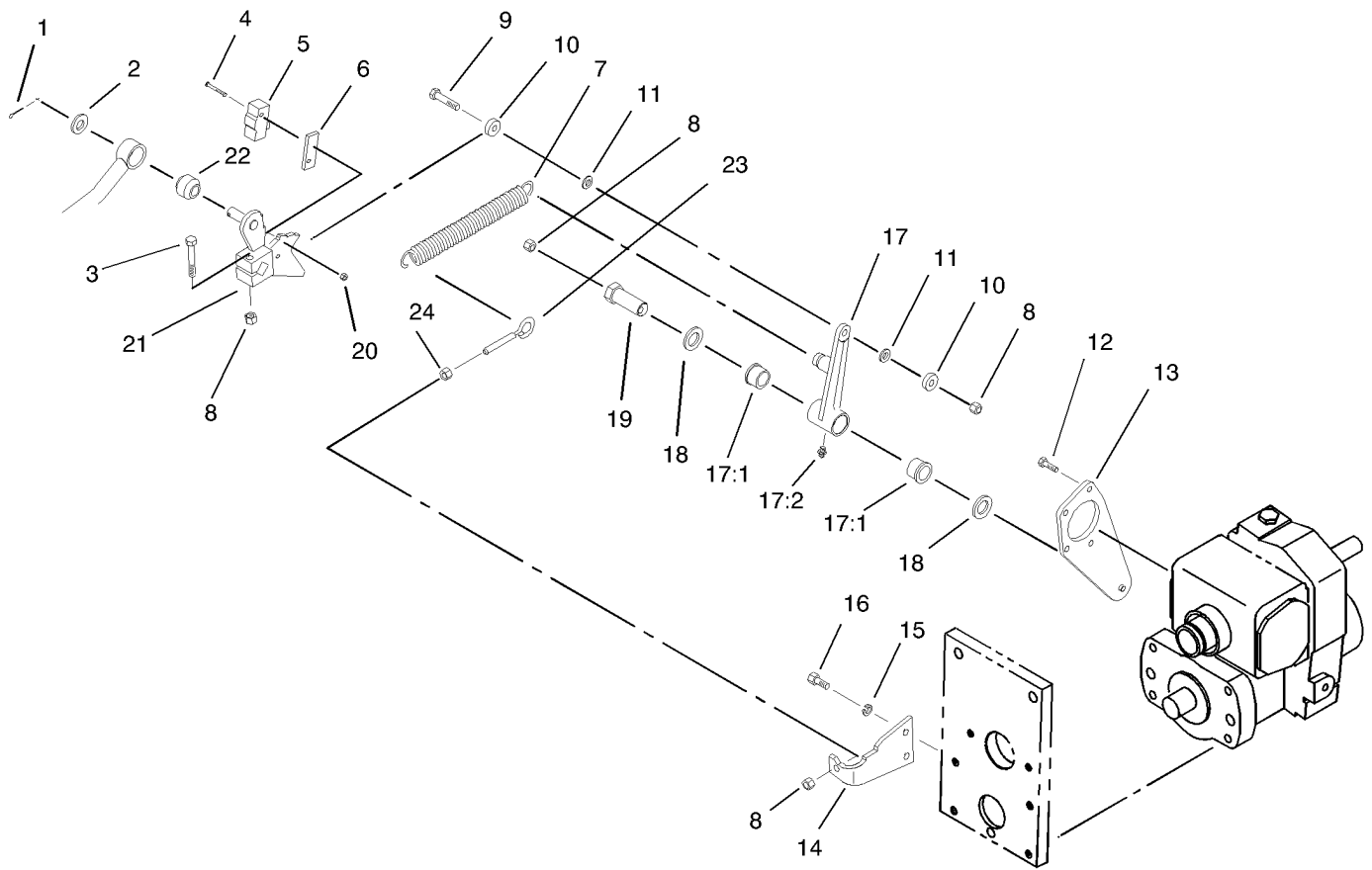
Ref	Part No.	Qty.	Description
24	75-0250	1	Spring
25	75-0260	4	Valve-Relief
26	75-0270	1	Spring
27	75-0280	1	Spring
28	75-0290	2	Spring
30	75-0310	1	Shim
31	75-0320	1	Nipple
32	75-0330	1	Seal-Lip
33	75-0340	1	Bearing-Needle
34	75-0350	1	Pin
35	75-0360	1	Gerotor
36	75-0370	1	O-Ring
37	75-0380	1	Plate-Valve
38	75-0390	1	Plate-Swash
39	75-0400	2	Plate-Thrust
40	75-0410	1	O-Ring
41	86-7540	1	Shaft-Pump
42	75-0430	1	Ring-Retaining
43	75-0440	1	Shaft-Motor
44	75-0450	1	Collar
45	75-0460	2	Bearing-Ball
46	75-0470	2	Cylinder Block Kit
47	75-0480	2	Pin
49	75-0500	2	Bearing-Needle



### Transmission Assembly No. 75-0012 (continued)

Ref	Part No.	Qty.	Description
50	75-0510	1	Pin
51	75-0520	1	Bearing-Ball
52	75-6930	1	Valve-Screw
53	32120-74	1	Snap-Ring
55	93-0097	1	Valve-Screw
56	93-0083	1	Plate-Valve

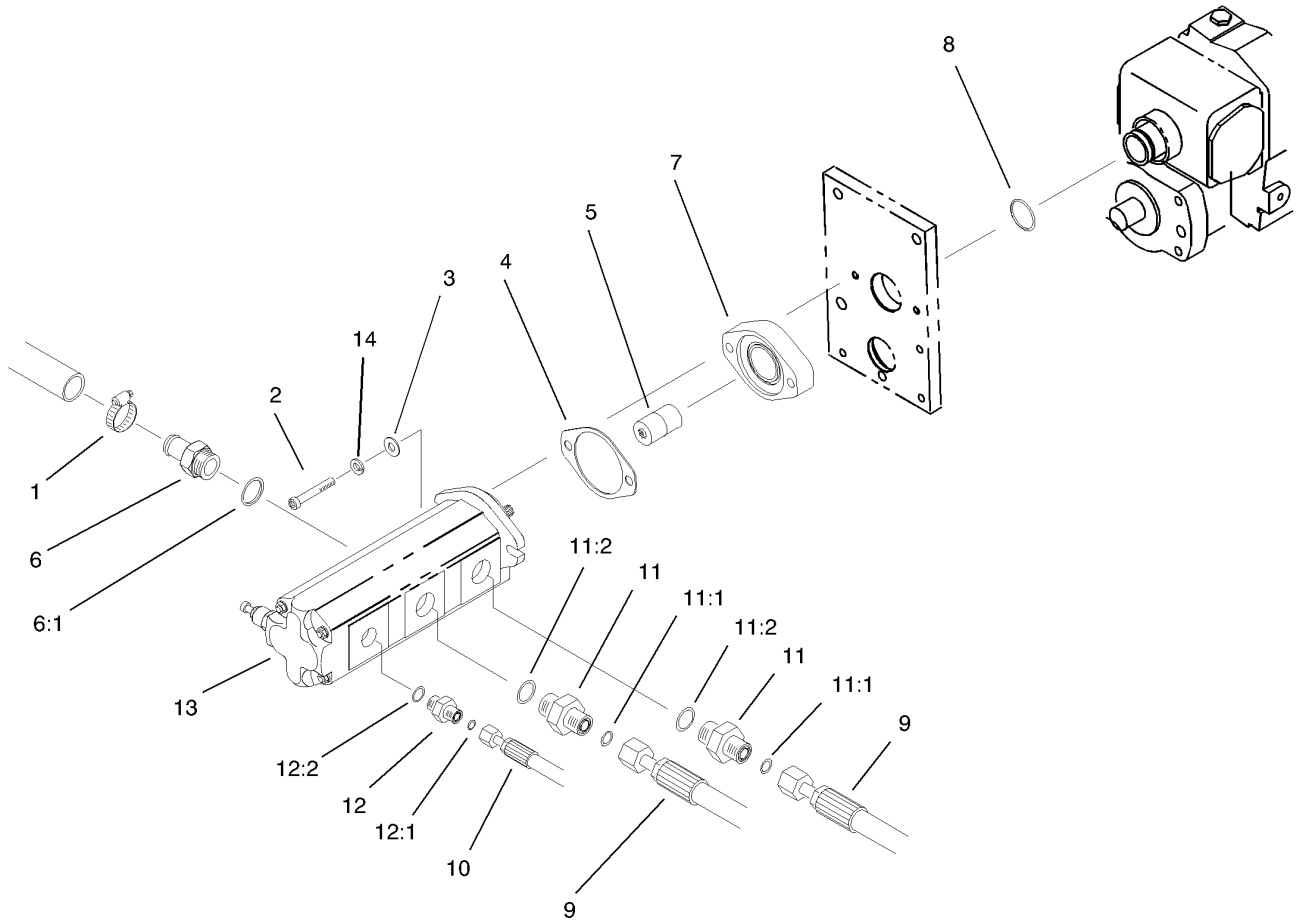
--	--	--	--



## Traction Control Assembly

Ref	Part No.	Qty.	Description
1	3272-10	1	Pin-Cotter
2	3256-26	1	Washer-Flat
3	322-10	1	Screw-HH
4	32105-21	2	Screw-HH
5	29-6162	1	Switch-Micro
6	75-4130	1	Plate-Switch
7	76-9430-03	1	Spring-Extention
8	3296-29	4	Nut-Lock, NI
9	322-7	1	Screw-HH
10	251-307	2	Bearing-Ball
11	75-5470	2	Spacer-Bearing
12	321-5	4	Screw-HH
13	104-1480-03	1	Traction Plate ASM
14	85-9900-03	1	Plate-Anchor, Spring
15	3253-4	2	Washer-Lock
16	322-3	2	Screw-HH
17	92-2581	1	Neutral Switch Arm ASM
17:1	256-113	2	Bushing-Flange
17:2	302-5	1	Fitting-Grease
18	3-6498	2	Washer-Thrust
19	76-8640	1	Stud-Traction
20	3296-9	2	Nut-Lock, NI
21	75-4100-03	1	Control-Pump
22	23-2270	1	Bushing-Rubber

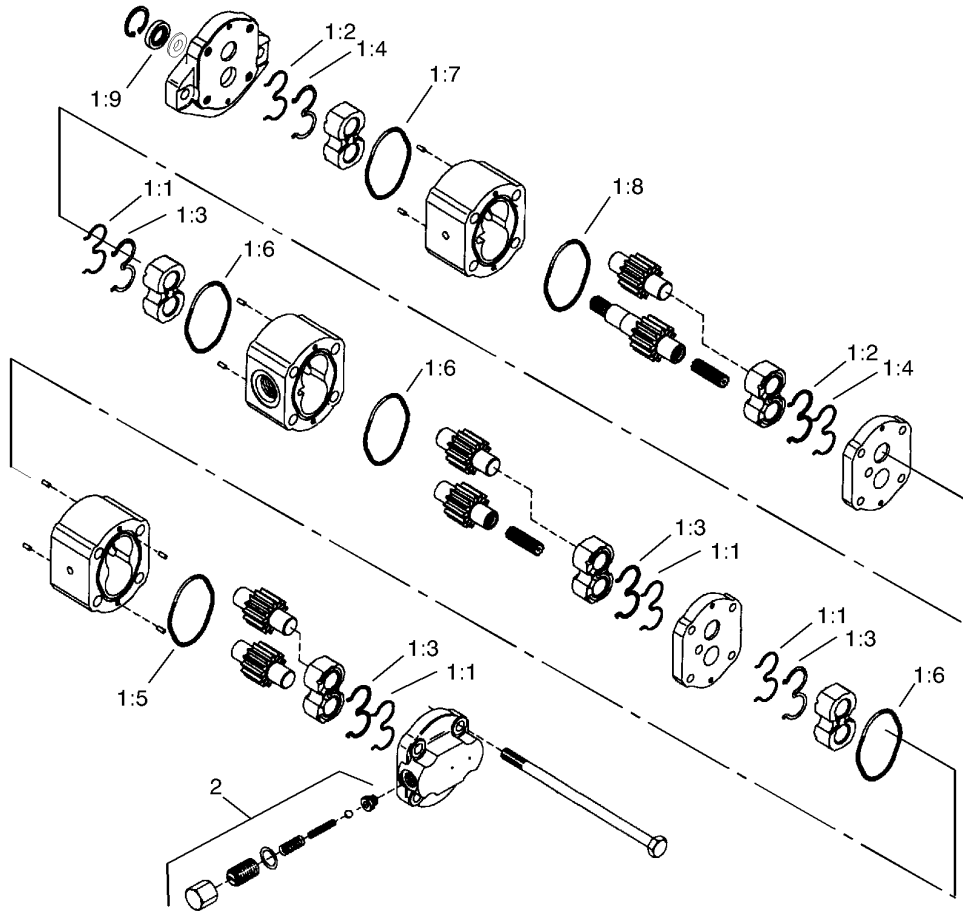
Ref	Part No.	Qty.	Description
23	85-9910	1	Eyebolt
24	3217-6	1	Nut-Hex



## Gear Pump Installation Assembly

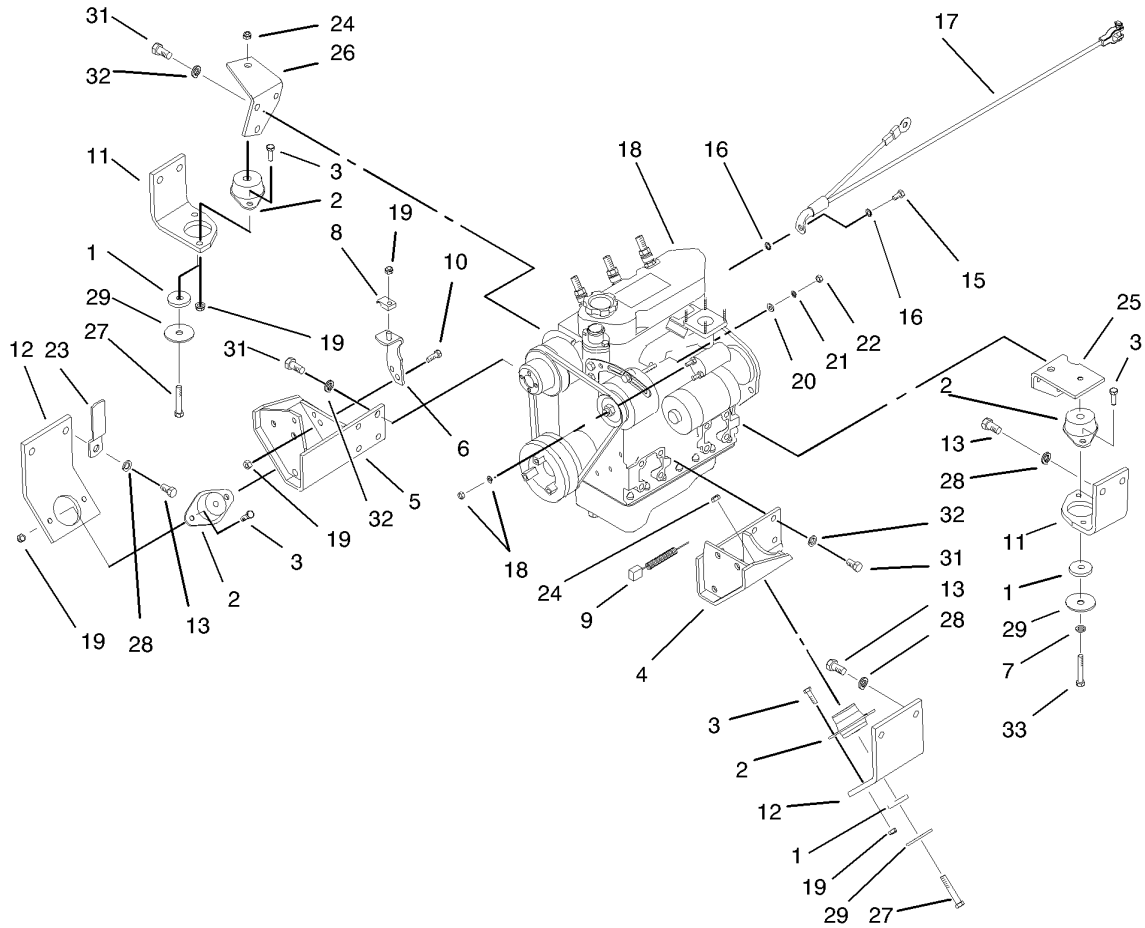
Ref	Part No.	Qty.	Description
1	2412-34	1	Clamp-Hose
2	92-4037	2	Capscrew-HSH
3	3256-24	2	Washer-Flat
4	93-3604	1	Gasket
5	93-1396	1	Coupler
6	354-78	1	Connector-Hose
6:1	237-146	1	O-Ring
7	75-4400-03	1	Adaptor
8	237-163	1	O-Ring
9	104-0050	2	HYD Hose ASM
10	104-0051	1	HYD Hose ASM
11	340-7	2	Adapter
11:1	237-65	1	O-Ring
11:2	237-80	1	O-Ring
12	340-2	1	Fitting-Hyd, Straight
12:1	237-22	1	O-Ring
12:2	237-42	1	O-Ring
13	99-6933	1	Pump-Gear
14	3253-5	2	Washer-Lock

--	--	--	--



### Gear Pump Assembly No. 99-6933

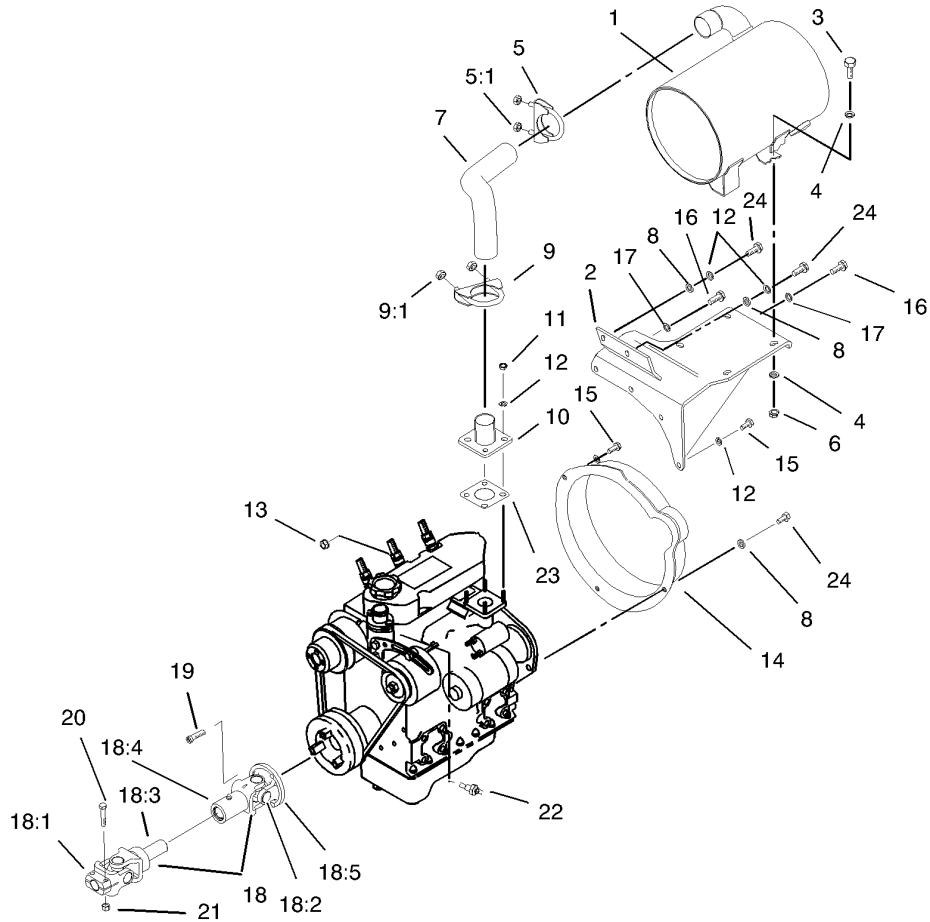
Ref	Part No.	Qty.	Description
1	104-0576	1	Seal Kit
1:1		4	Seal-Extrusion, Anti
1:2		2	Seal-Extrusion, Anti
1:3		4	Seal-Loading, Pressure
1:4		2	Seal-Loading, Pressure
1:5		1	O-Ring
1:6		3	O-Ring
1:7		1	O-Ring
1:8		1	O-Ring
1:9		1	Seal-Shaft
2	104-0577	1	Cover/relief Valve ASM



## Engine Installation Assembly

Ref	Part No.	Qty.	Description
1	83-1050	4	Spacer
2	83-1030	4	Mount-Engine
3	322-5	8	Screw-HH
4	98-4539-03	1	Bracket-Engine Mount, LH
5	98-4543-03	1	Bracket-Engine Mount, RH
6	98-9749	1	Plate-Throttle
7	3253-21	1	Washer-Lock
8	3-6657	1	Clip-Skid
9	99-3441	1	Harness-Wire, Fusible Link
10	322-4	2	Screw-HH
11	98-4513-03	2	Bracket-Engine, Rear
12	104-1474-03	2	Bracket-Engine, Front
13	3213-2	8	Screw-HH
15	98-9322	1	Bolt-Hh, Metric
16	3255-9	2	Washer-Lock, Ext
17	98-4598	1	Cable-Battery, Negative
18	106-7059	1	Engine-Kubota
18	42-9850	1	Washer-Lock, Spring
18	57-6390	1	Nut-Jam
19	3296-29	11	Nut-Lock, NI
20	3256-78	1	Washer-Flat
21	43-5930	1	Washer-Spring
22	48-7890	1	Nut
23	98-4594	1	Clamp-Retainer

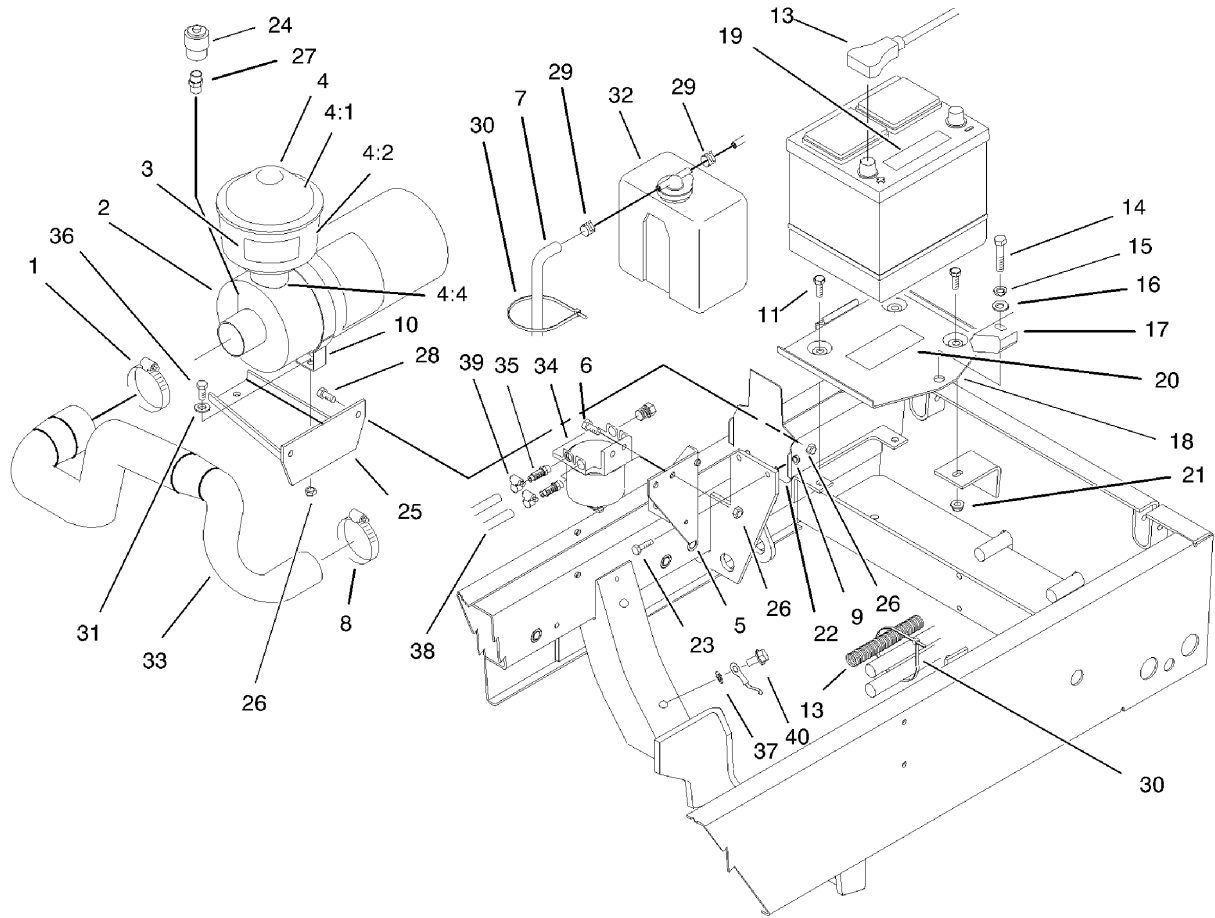
Ref	Part No.	Qty.	Description
24	32128-36	3	Nut-HF
25	98-4515-03	1	Bracket-Rear Engine, LH
26	98-4514-03	1	Bracket-Rear Engine, RH
27	323-12	3	Screw-HH
28	3253-7	8	Washer-Lock
29	87-5100	4	Washer-Snubbing
31	43-0090	14	Screw-HH
32	42-9600	14	Lockwasher-Spring
33	323-10	1	Screw-HH



## Muffler and Pump Drive Assembly

Ref	Part No.	Qty.	Description
1	107-2381	1	Muffler-Exhaust
2	98-4555-03	1	Bracket-Muffler
3	323-7	4	Screw-HH
4	3256-4	8	Washer-Flat
5	2112-9	1	Clamp
5:1	32128-20	2	Nut-HF
6	3296-39	4	Nut-Lock, NI
7	98-4524	1	Tube-Exhaust
8	3256-23	5	Washer-Flat
9	2112-6	1	Clamp-Muffler
9:1	3218-2	2	Nut-Jam
10	98-4527	1	Pipe-Exhaust, Engine
11	33014-00	4	Nut-Hex
12	42-9850	7	Washer-Lock, Spring
13	33024-00	1	Nut-Lock
14	105-7505	1	Guard-Flywheel
15	33114-025	3	Screw-HH
16	43-0090	2	Screw-HH
17	42-9600	2	Lockwasher-Spring
18	99-6977	1	Driveshaft ASM
18:1	54-9040	1	Yoke-End
18:2	98-9766	2	Universal Joint Kit
18:3	98-9765	1	Yoke And Shaft
18:4	94-7379	1	Tube-Yoke, Slip

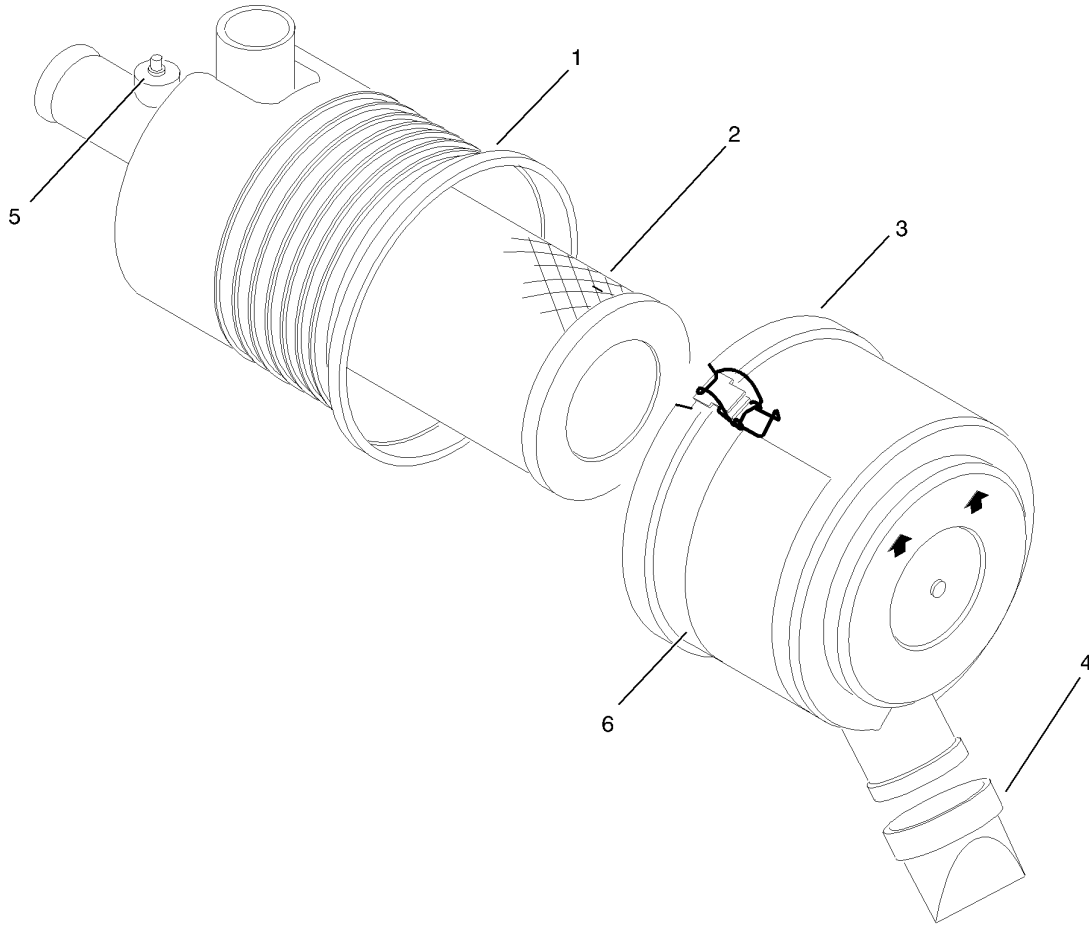
Ref	Part No.	Qty.	Description
18:5	104-1230	1	Yoke
19	98-9322	3	Bolt-Hh, Metric
20	322-9	2	Screw-HH
21	3296-29	2	Nut-Lock, NI
22	98-9346	1	Sender-Temperature
23	99-8343	1	Gasket-Muffler
24	33114-020	4	Screw-HH



## Engine Components Assembly

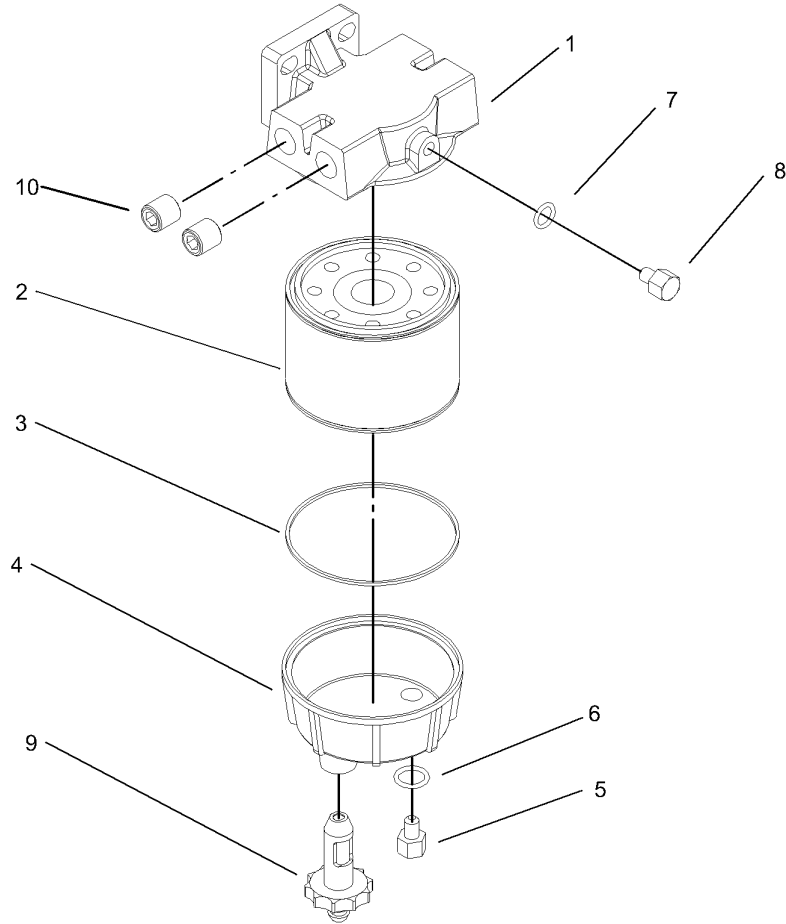
Ref	Part No.	Qty.	Description
1	2412-42	1	Clamp-Hose
2	98-4517	1	Air Cleaner ASM
3	93-6692	1	Decal-Fluid, Starting
4	48-7430	1	Precleaner
4:1	33-1260	1	Cover ASM
4:2	33-1270	1	Bowl-Clear
4:3	62-6300	1	Sleeve ASM
4:4	94-6873	1	Clamp
5	98-4578-03	1	Bracket-Filter, Fuel
6	3234-29	2	Screw-HHF
7	63-7630	1	Hose-Fuel
8	2412-92	1	Clamp-Hose
9	32128-33	2	Nut-HF
10	98-4525	1	Bracket-Cleaner, Air
11	322-4	3	Screw-HH
13	104-0086	1	Cable-Battery, Positive
14	323-9	1	Screw-HH
15	3253-21	1	Washer-Lock
16	3256-24	1	Washer-Flat
17	66-2490	1	Retainer-Battery
18	94-7343	1	Battery Base ASM
19	93-6668	1	Decal-Battery
20	93-7276	1	Decal-Danger
21	32128-20	1	Nut-HF

Ref	Part No.	Qty.	Description
22	98-4576-03	1	Bracket-Reservoir, Water
23	321-5	2	Screw-HH
24	93-9164	1	Indicator-Mini
25	98-4518-03	1	Bracket-Cleaner, Air
26	3296-29	6	Nut-Lock, NI
27	94-1416	1	Indicator Adapter ASM
28	322-5	2	Screw-HH
29	92-2379	2	Clamp-Hose
30	3290-378	2	Tie-Cable
31	3256-23	2	Washer-Flat
32	104-9318	1	Bottle-Overflow
33	98-4509	1	Hose-Cleaner, Air
34	98-9305	1	Water/fuel Filter ASM
35	353-783	2	Fitting
36	322-6	2	Screw-HH
37	3255-8	1	Washer-Lock
38	63-7622	1	Hose-Fuel
39	2412-108	4	Clamp-Worm
40	32144-14	1	Screw-HWH



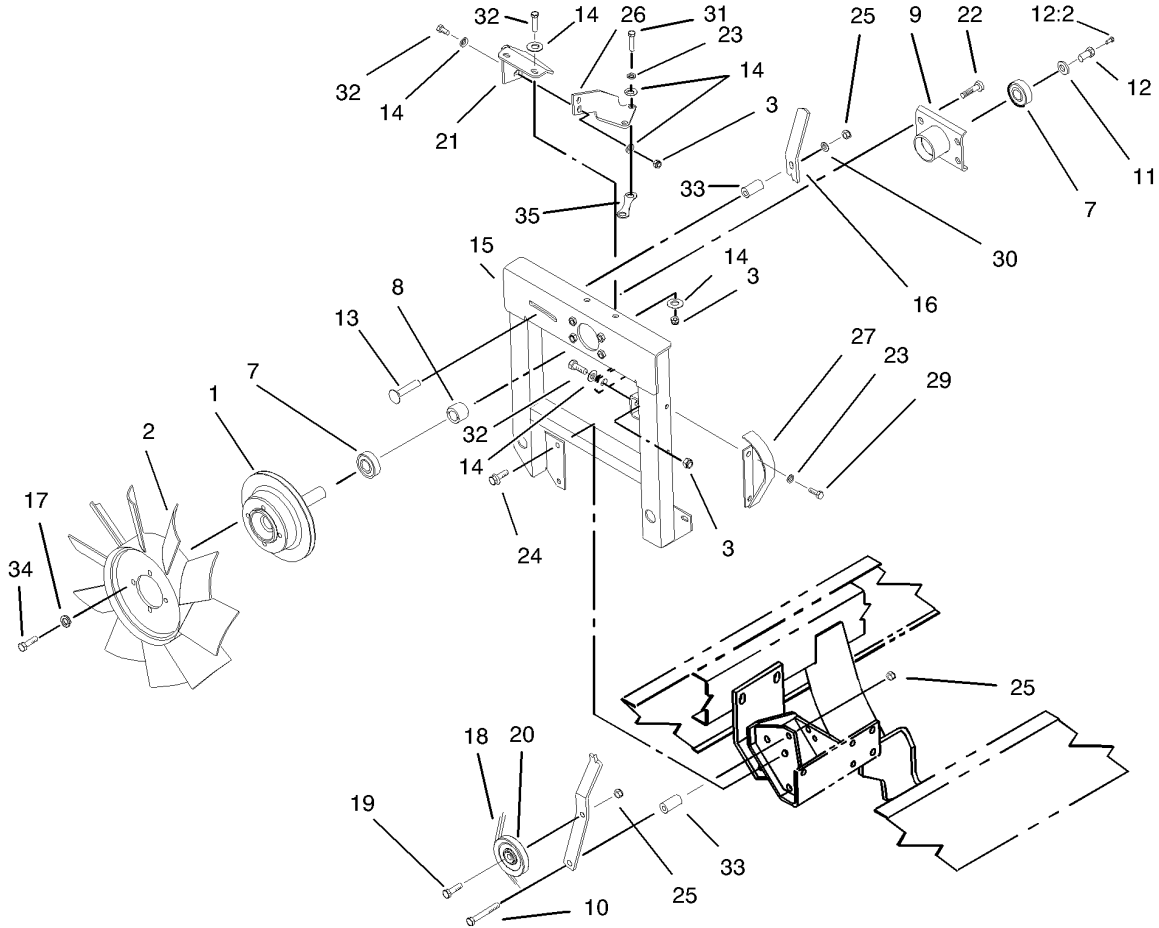
### Air Cleaner Assembly No. 98-4517

Ref	Part No.	Qty.	Description
②1		1	Body ASM
2	98-9763	1	Element ASM
3	98-9771	1	Cover ASM
4	87-9400	1	Valve-Vacuator
②5		1	Plug
6	98-9788	1	Decal-Instruction



## Water and Fuel Filter Assembly No. 98-9305

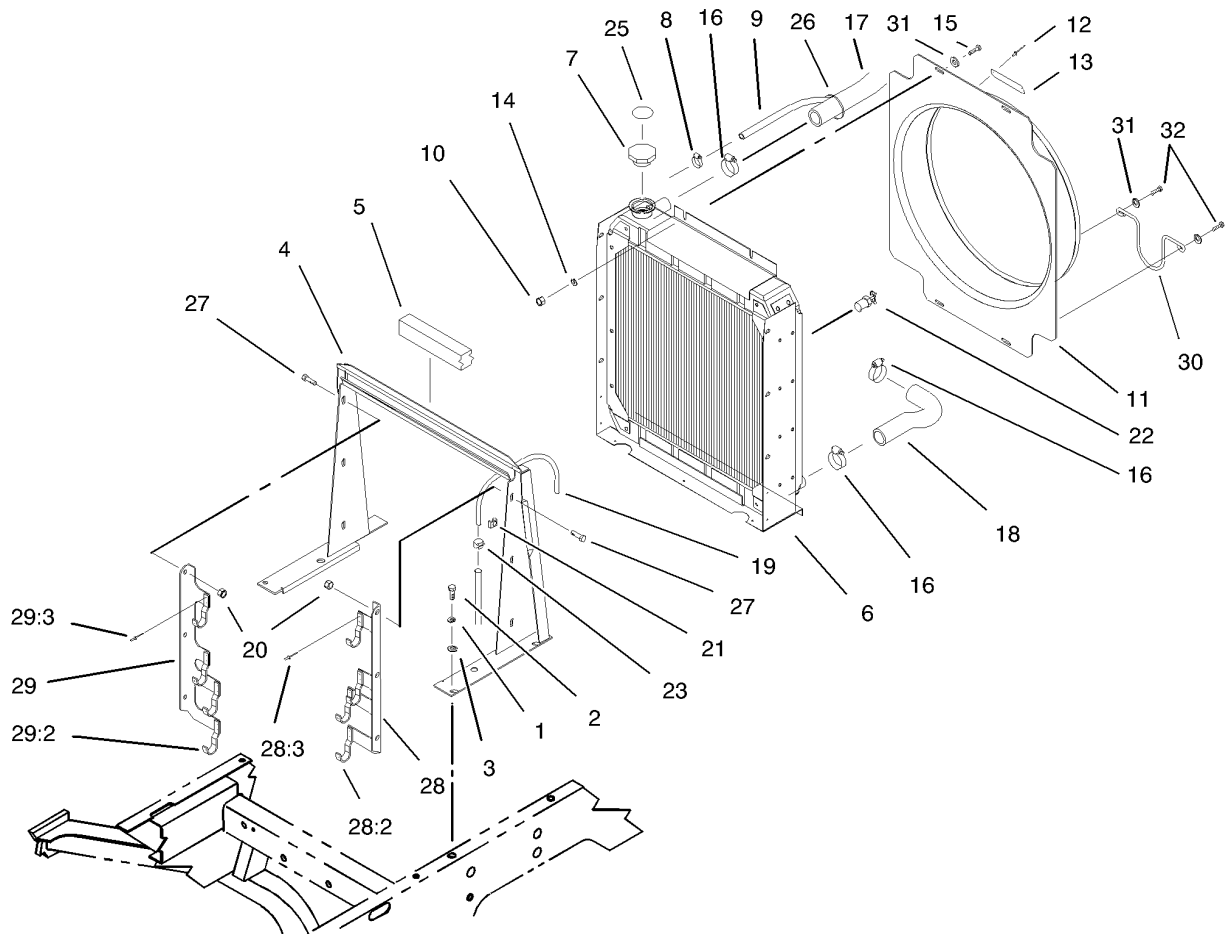
Ref	Part No.	Qty.	Description	
1	98-9772	1	Head-Filter	
2	98-9764	1	Element	
3	98-9774	1	O-Ring-Base, Filter	
4	98-9775	1	Base-Filter	
5	98-9773	1	Plug-Base, Filter	
6	237-42	1	O-Ring	
7	237-78	1	O-Ring	
8	98-9776	1	Plug-Head, Filter	
9	98-9777	1	Drain Valve ASM	
10	285-22	2	Plug-Pipe	



## Fan Drive Assembly

Ref	Part No.	Qty.	Description
1	104-0000-03	1	Pulley
2	99-6937	1	Fan
3	3296-29	5	Nut-Lock, NI
7	251-318	2	Bearing
8	104-0001	1	Spacer
9	104-0017-03	1	Hub ASM
10	323-12	1	Screw-HH
11	63-8410	1	Washer
12	11-0160	1	Roller Shaft Screw ASM
12:2	302-5	1	Fitting-Grease
13	104-1487	1	Bolt-CARR
14	3256-23	11	Washer-Flat
15	104-1440-03	1	Support-Fan
16	104-0006-03	1	Lever-Fan, Idler
17	3253-4	4	Washer-Lock
18	98-3921	1	Belt
19	95-3857	1	Screw-HSBH
20	63-8140	1	Pulley-Idler
21	104-1447-03	1	Bracket-Fan, Support
22	3274-12	4	Screw-HSH
23	42-9850	4	Washer-Lock, Spring
24	3234-29	6	Screw-HHF
25	3296-59	3	Nut-Lock, NI
26	104-1481-03	1	Bracket-Mount, Fan

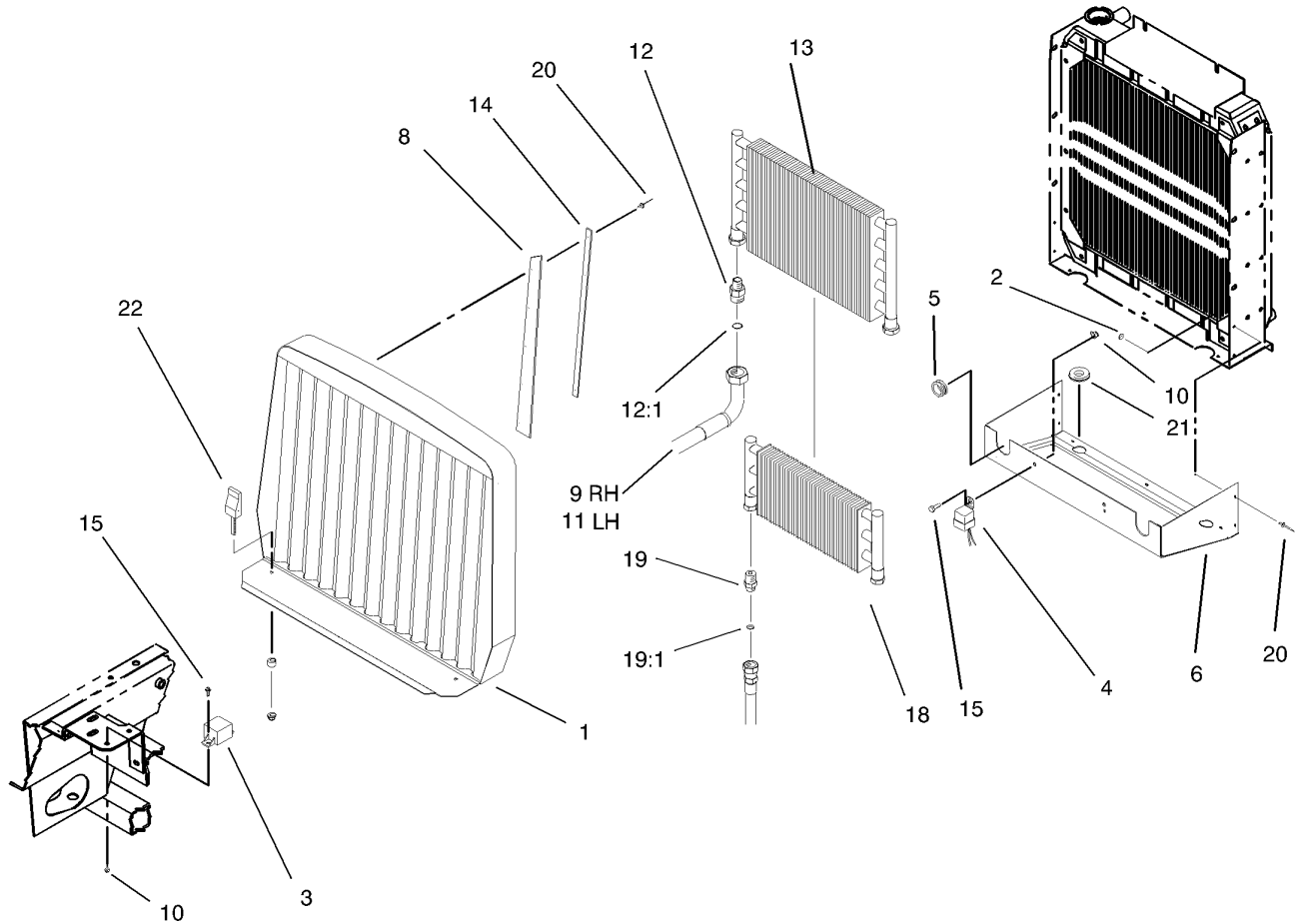
Ref	Part No.	Qty.	Description
27	98-4561-03	1	Shield-Alternator
29	32144-14	2	Screw-HWH
30	3256-24	1	Washer-Flat
31	33114-020	2	Screw-HH
32	322-4	5	Screw-HH
33	104-0007	2	Spacer
34	322-3	4	Screw-HH
35	104-1482	1	Plate-Washer



## Radiator Assembly

Ref	Part No.	Qty.	Description
1	3253-4	4	Washer-Lock
2	322-5	4	Screw-HH
3	3256-23	4	Washer-Flat
4	99-6970-03	1	Support-Radiator
5	104-1418	1	Strip-Foam, Radiator
6	99-6936	1	Radiator
7	66-3240	1	Cap-Radiator
8	92-2379	1	Clamp-Hose
9	104-0079	1	Hose-Fuel
10	3296-42	4	Nut-Lock, NI
11	99-6939	1	Shroud-Fan
12	3290-55	2	Rivet-Pop
13	98-9335	1	Plate-Warning, Fan
14	3256-22	4	Washer-Flat
15	321-4	2	Screw-HH
16	2412-34	4	Clamp-Hose
17	104-0013	1	Hose-Radiator, Upper
18	104-0014	1	Hose-Radiator, Lower
19	66-3180	1	Tube-Vent
20	32128-20	6	Nut-HF
21	2412-103	1	Clamp
22	304-46	1	Draincock
23	2412-98	1	Clamp
25	106-5976	1	Decal-Warning

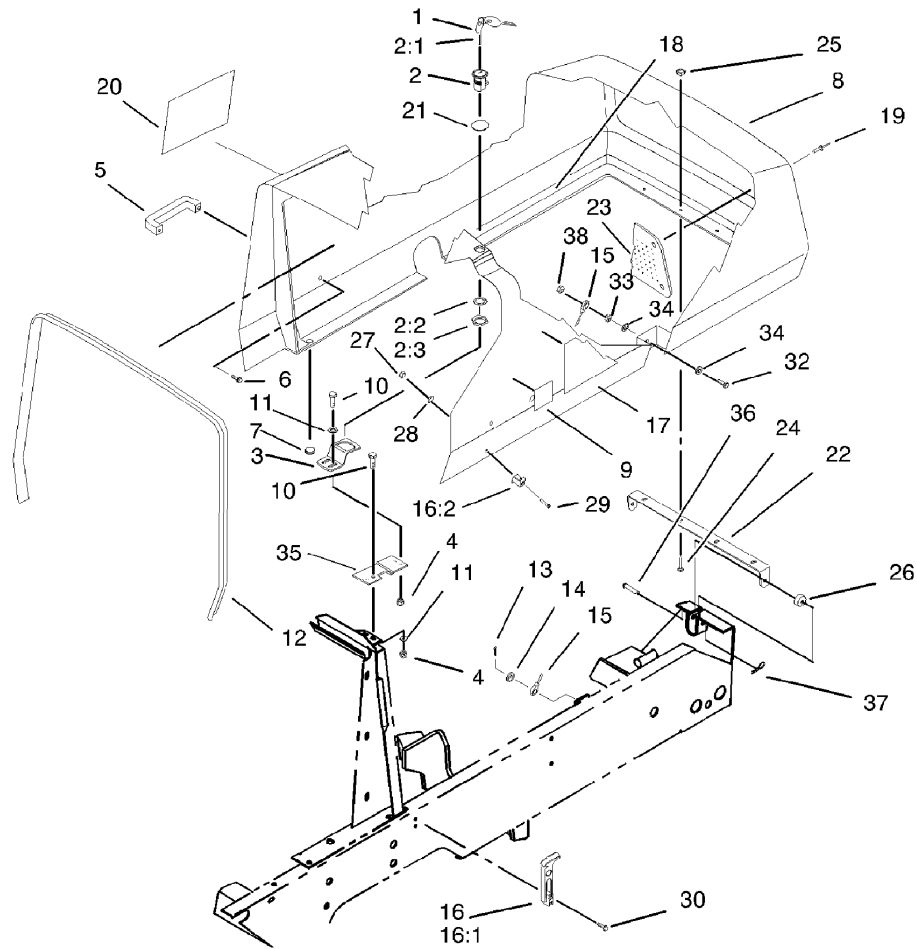
Ref	Part No.	Qty.	Description
26	3290-379	1	Tie-Cable
27	3234-5	6	Screw
28	99-6991	1	LH Cooler Mount ASM
28:2	75-0930	4	Hook-Mount, Cooler
28:3	3269-15	8	Rivet
29	99-6994	1	RH Cooler Mount ASM
29:2	75-0930	4	Hook-Mount, Cooler
29:3	3269-15	8	Rivet
30	104-1448	1	Hoop-Driveline
31	3256-55	4	Washer-Flat
32	321-6	2	Screw-HH



## Oil Cooler and Radiator Assembly

Ref	Part No.	Qty.	Description
1	99-6974-03	1	Screen-Front
2	3269-10	5	Washer-Back
3	66-8800	1	Relay
4	70-1480	1	Relay
5	240-3	2	Grommet-Rubber
6	99-6973-03	1	Shield-Radiator
8	93-3623	2	Strip-Sealing, Radiator
9	104-0075	1	HYD Hose ASM
10	3296-42	3	Nut-Lock, NI
11	104-0074	1	HYD Hose ASM
12	99-6999	2	Fitting-HYD
12:1	237-58	1	O-Ring
13	99-6997	1	Cooler-Oil
14	93-3624-03	2	Plate-Retaining
15	321-4	3	Screw-HH
18	24-0760	1	Cooler ASM
19	340-124	2	Adapter
19:1	237-22	1	O-Ring
20	3269-13	15	Rivet-Pop
21	100-3815	2	Grommet-Rubber
22	93-1374	2	Latch-Swell

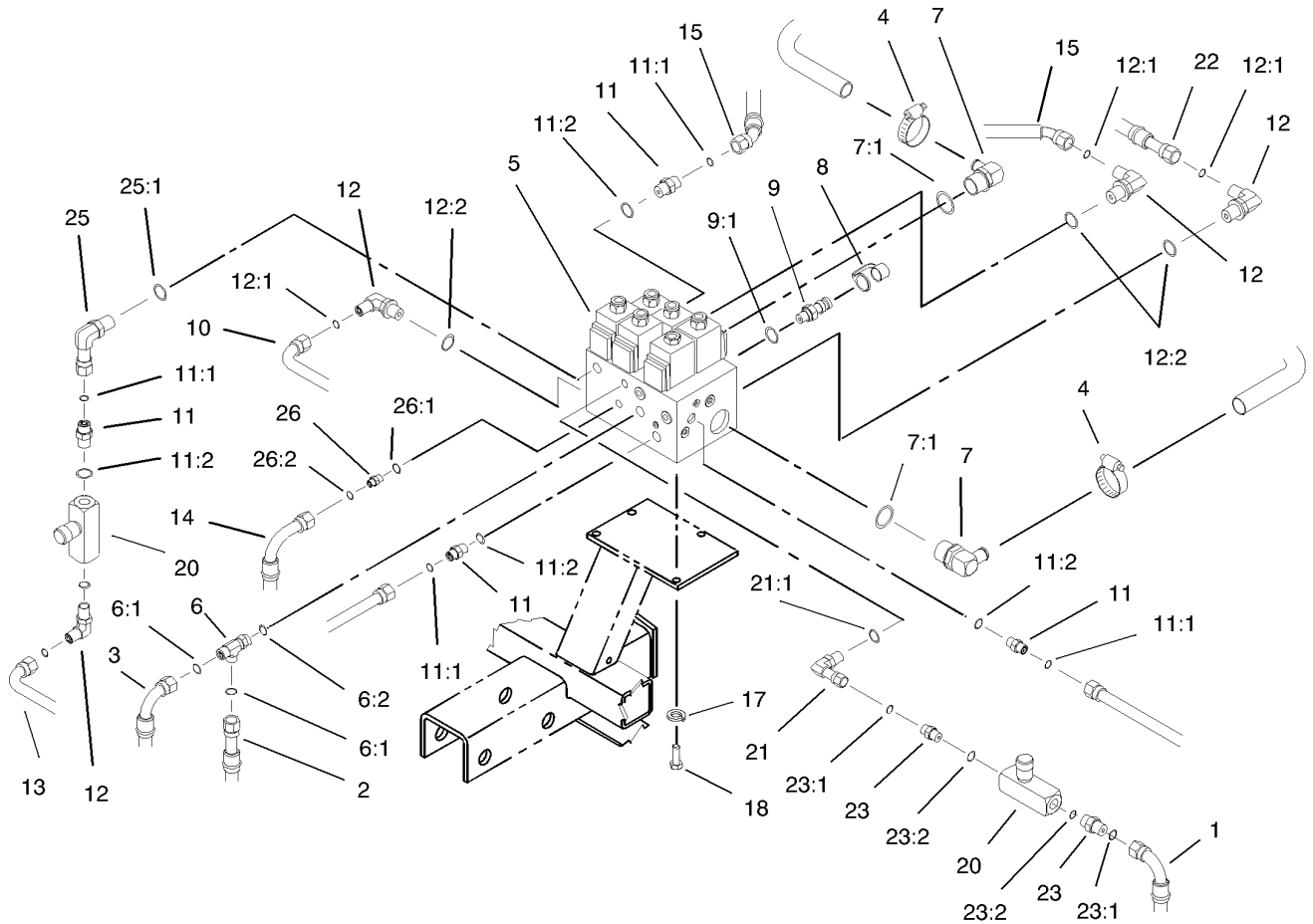
--	--	--	--



## Hood Assembly

Ref	Part No.	Qty.	Description
1	98-9321	1	Ring-Key
2	98-9315	1	Latch-Locking
2:1	99-8350	2	Key-Latch, Locking
2:2		1	Washer-Switch
2:3		1	Nut-Switch
3	98-9316	1	Latch-Hood
4	3296-16	4	Nut-Lock, NI
5	65-5100	2	Handle-Door
6	46-8091	4	Screw-HWH
7	104-1412	2	Bumper - Rubber
8	104-9320	1	Hood ASM
9	93-7252	1	Decal
10	321-4	4	Screw-HH
11	3256-1	4	Washer-Flat
12	104-1419	1	Strip-Bulb
13	3272-4	2	Pin-Cotter
14	3256-23	2	Washer-Flat
15	75-0570	2	Cable-Hood
16	104-0010	2	Latch-Draw, Flexible
16:1	104-0011	1	Handle-Latch
16:2	104-0012	1	Keeper-Latch
17	106-7063	2	Decal
18	104-9328-03	1	Frame-Hood
19	104-1417	10	Rivet-Plastic

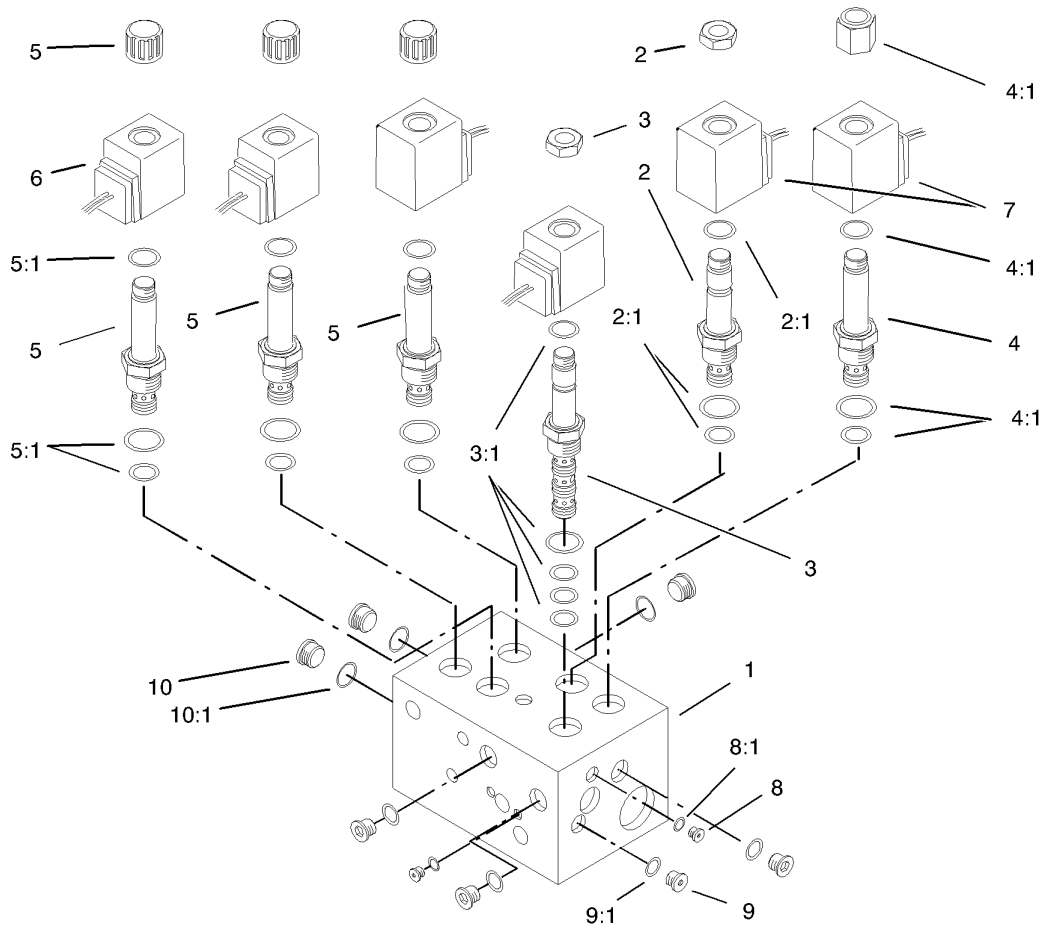
Ref	Part No.	Qty.	Description
20	66-6140	2	Decal
21	104-1453	1	Grommet
22	104-0042-03	1	Strap-Hinge
23	104-0043-03	1	Screen-Rear
24	3229-3	4	Screw-CARR
25	32128-33	4	Nut-HF
26	104-1429	2	Spacer-Plastic
27	3296-12	2	Nut-Lock
28	3256-51	2	Washer-Flat
29	104-1452	2	Screw-PPH
30	104-1451	4	Screw-Tap, PPH
32	321-15	2	Screw-HH
33	3218-1	2	Nut-Jam
34	3256-16	4	Washer-Flat
35	104-1439	1	Plate-Latch
36	94-3829	2	Pin-Clevis
37	3290-250	2	Pin-Hair
38	3296-56	2	Nut-Lock, NI



### Lift Block Assembly

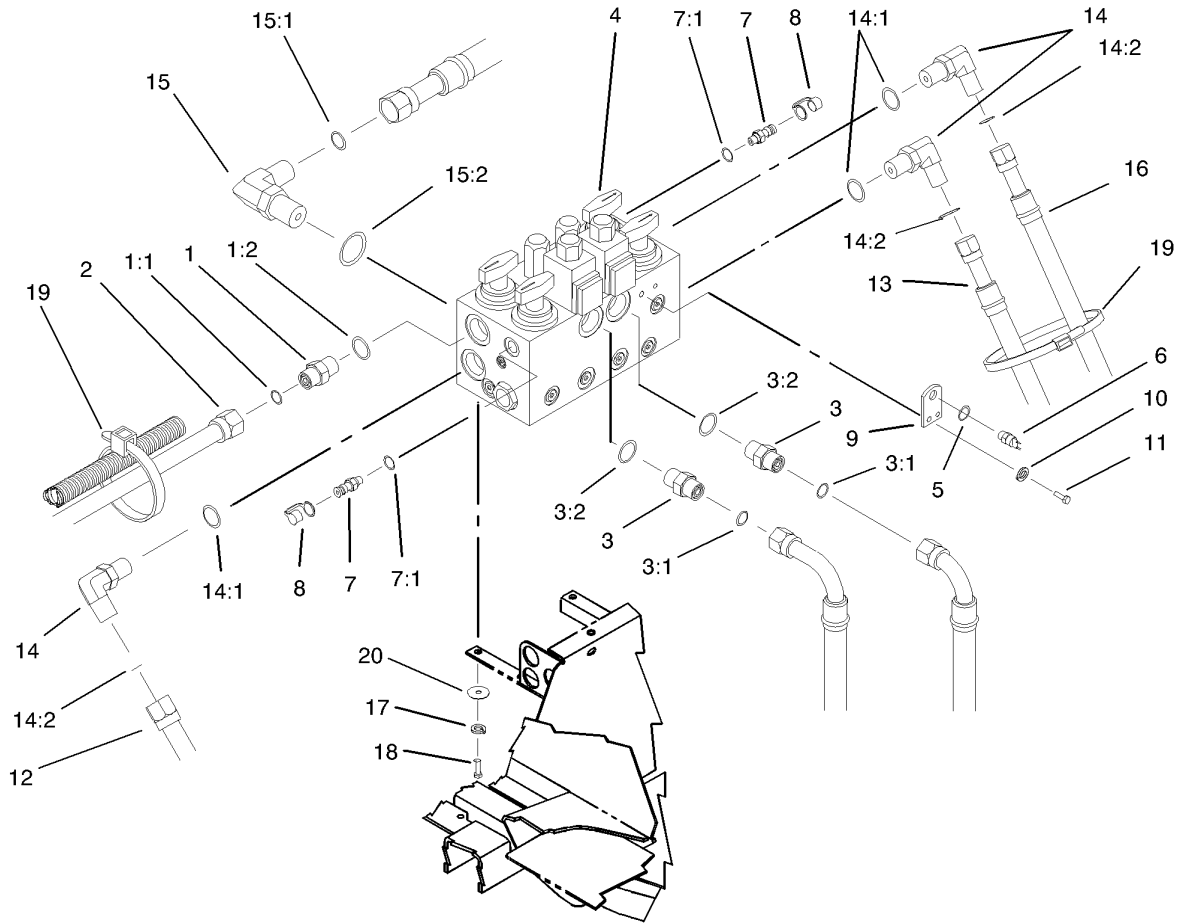
Ref	Part No.	Qty.	Description
1	104-0061	1	HYD Hose ASM
2	104-0060	1	HYD Hose ASM
3	104-0059	1	HYD Hose ASM
4	2412-34	2	Clamp-Hose
5	104-9335	1	Manifold-Block, Lift
6	340-86	1	Fitting-Hyd, Tee
6:1	237-22	2	O-Ring
6:2	237-42	1	O-Ring
7	23-8910	2	Stem-Barb, 90 DEG
7:1	237-146	1	O-Ring
8	354-79	1	Cap-Dust
9	59-7410	1	Tip-Nipple, Diagonal
9:1	237-42	1	O-Ring
10	98-3907	1	Tube ASM
11	340-2	4	Fitting-Hyd, Straight
11:1	237-22	1	O-Ring
11:2	237-42	1	O-Ring
12	340-77	4	Fitting-Hyd, 90 DEG
12:1	237-22	1	O-Ring
12:2	237-42	1	O-Ring
13	104-0093	1	Tube ASM
14	104-0062	1	HYD Hose ASM
15	104-0055	2	HYD Hose ASM
17	3253-4	3	Washer-Lock

Ref	Part No.	Qty.	Description
18	322-3	3	Screw-HH
20	98-9742	2	Valve-Control, Flow
21	340-143	1	Elbow-Swivel, 90 DEG
21:1	237-78	1	O-Ring
22	104-0054	1	HYD Hose ASM
23	340-1	2	Adapter
23:1	237-21	1	O-Ring
23:2	237-42	1	O-Ring
25	340-110	1	Fitting-Swivel, 90 DEG
25:1	237-42	1	O-Ring
26	340-92	1	Fitting-Hyd, Straight
26:1	237-78	1	O-Ring
26:2	237-21	1	O-Ring



### Lift Block Assembly No. 104-9335

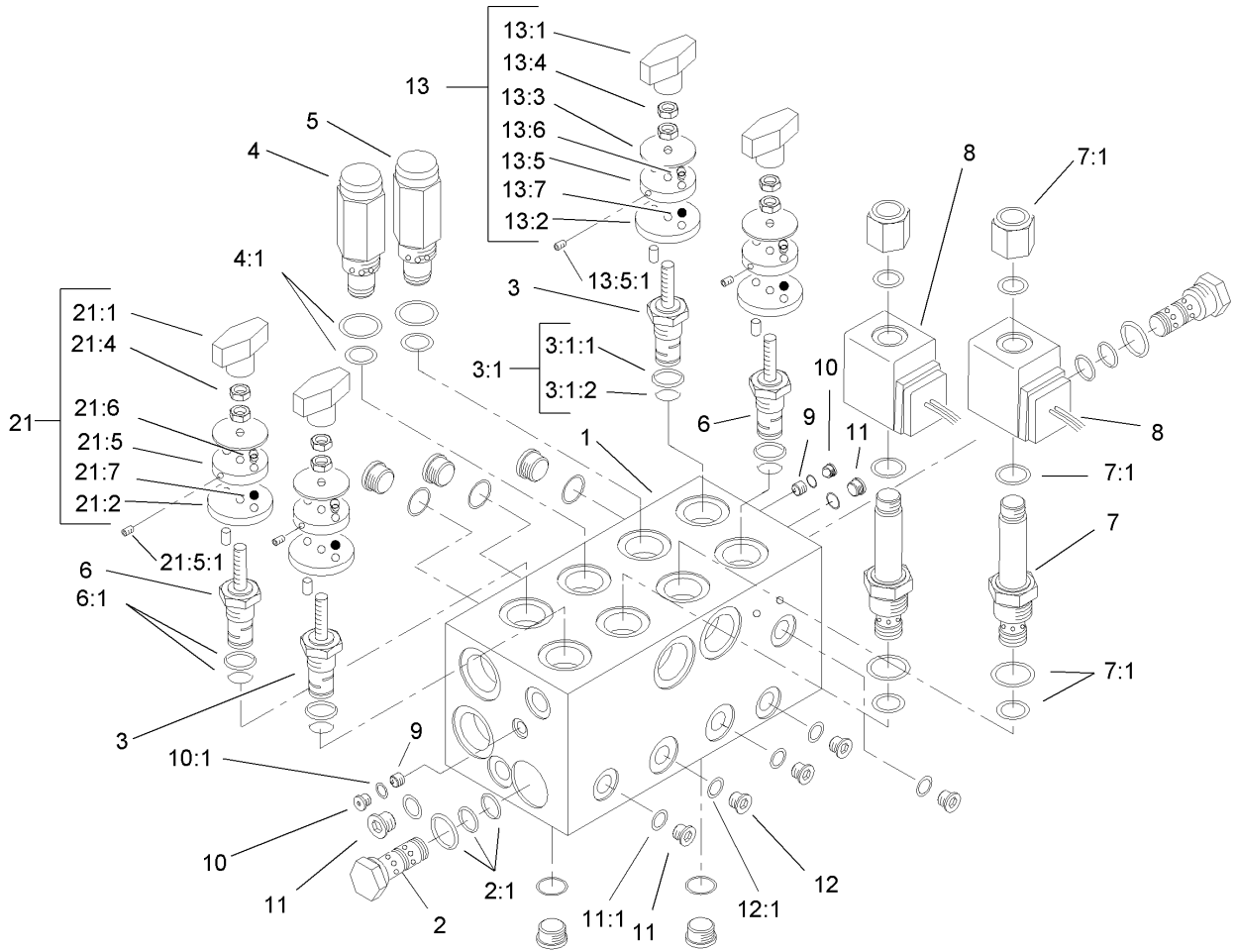
Ref	Part No.	Qty.	Description
1		1	Body-Manifold
2	92-6315	1	Cartridge-N.c., Poppet
2:1	104-0004	1	Cartridge Seal Kit
3	94-2627	1	Cartridge
3:1	95-5642	1	Seal Kit
4	93-7494	1	Cartridge
4:1	75-2080	1	Seal Kit
5	105-3327	3	Valve-Cartridge, Double Blocking
5:1	105-3334	1	Seal Kit
6	83-2010	3	Coil-Valve
7	105-3328	3	Coil-Solenoid
8	353-991	4	Plug-Hex, Hollow
8:1	237-156	1	O-Ring
9	353-990	1	Plug
9:1	237-78	1	O-Ring
10	353-989	7	Plug-Hex, Hollow
10:1	237-42	1	O-Ring

## Mow Block Assembly

Ref	Part No.	Qty.	Description
1	340-6	1	Fitting-Hyd, Straight
1:1	237-30	1	O-Ring
1:2	237-80	1	O-Ring
2	98-3905	1	Tube ASM
3	340-7	2	Adapter
3:1	237-65	1	O-Ring
3:2	237-80	1	O-Ring
4	99-6978	1	Block-Manifold, Mow
5	3256-76	2	Washer-Flat
6	72-4320	2	Switch-Ball, N.o.
7	354-77	2	Fitting-Quick
7:1	237-78	1	O-Ring
8	354-79	2	Cap-Dust
9	98-8199	2	Bracket-Switch
10	3253-3	4	Washer-Lock
11	329-3	4	Screw-HH
12	98-3906	1	Tube ASM
13	104-0065	1	HYD Hose ASM
14	340-105	3	Fitting-Hyd, 90 DEG
14:1	237-80	1	O-Ring
14:2	237-30	1	O-Ring
15	340-142	1	Fitting-Hyd, 90 DEG
15:1	237-58	1	O-Ring
15:2	237-81	1	O-Ring

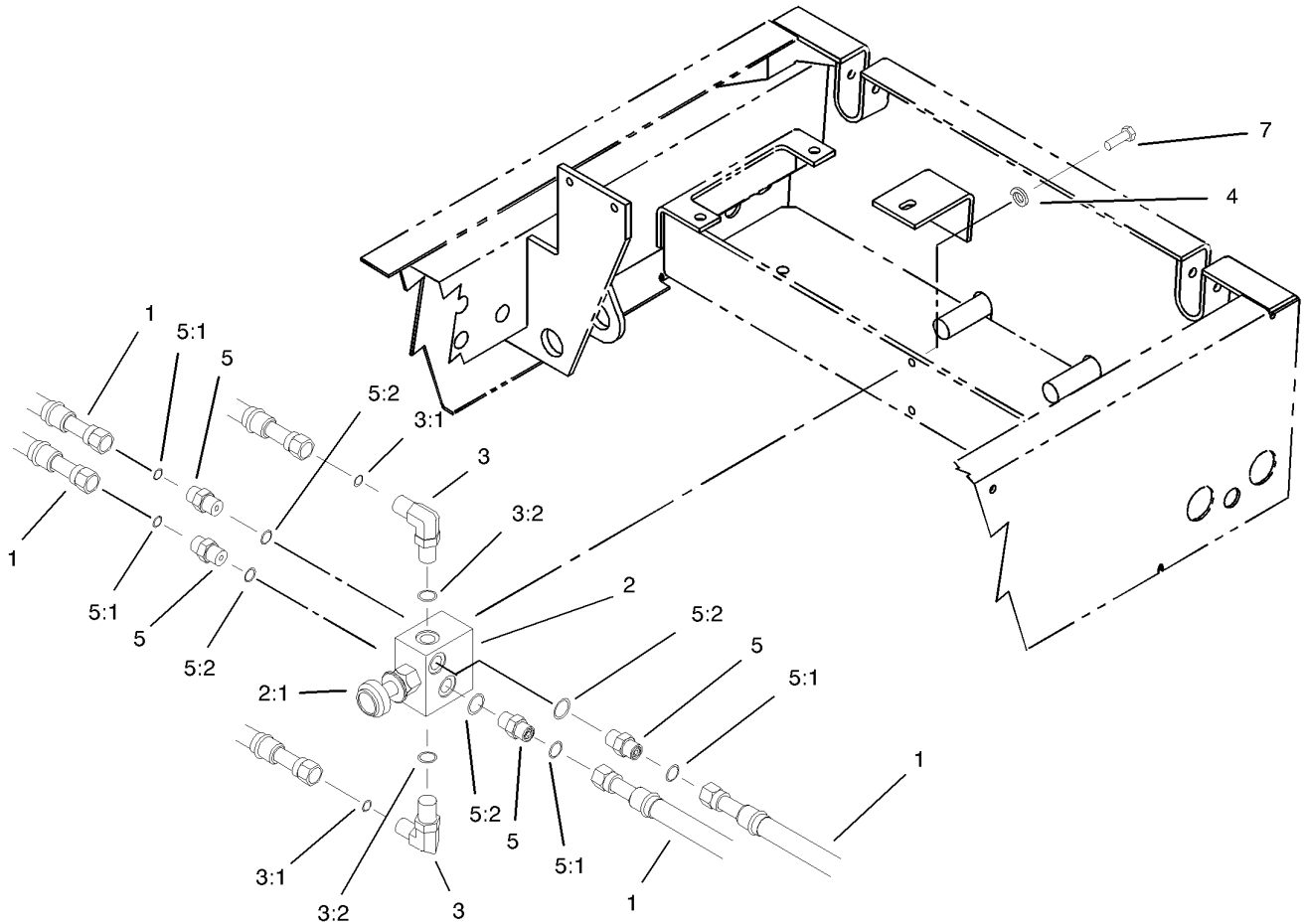
Ref	Part No.	Qty.	Description
16	104-0066	1	HYD Hose ASM
17	3253-4	4	Washer-Lock
18	322-3	4	Screw-HH
19	3290-378	2	Tie-Cable
20	3256-23	4	Washer-Flat



## Mow Block Assembly No. 99-6978

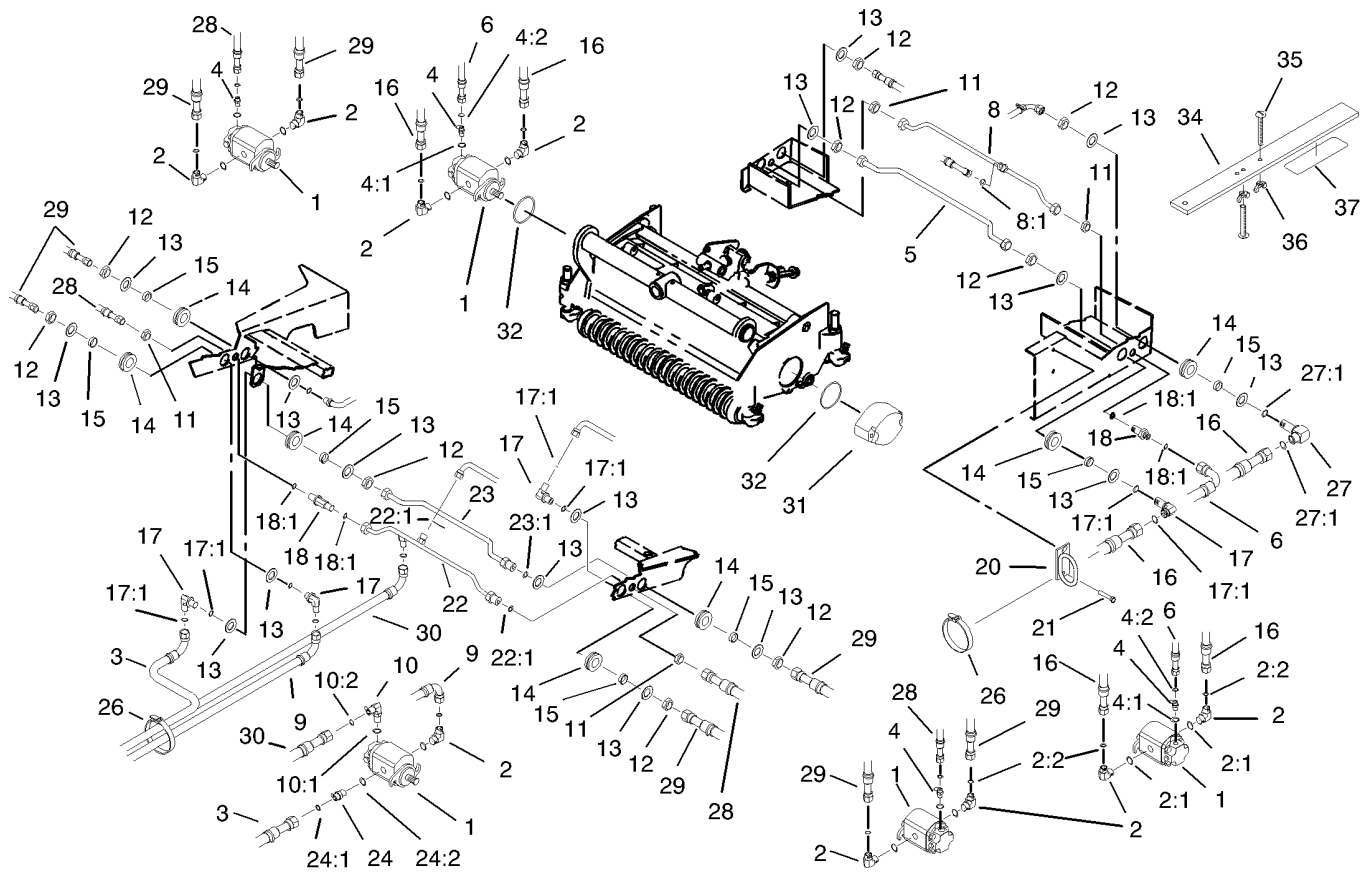
Ref	Part No.	Qty.	Description
1		1	Body-Manifold
2	69-4120	2	Cartridge-Logic
2:1	69-4240	1	Seal Kit
3	94-8175	2	Control-Flow, Rotary
3:1	95-5645	1	Seal Kit
3:1:1		1	O-Ring
3:1:2		1	O-Ring
4	94-3655	1	Valve-Relief
4:1	75-2080	1	Seal Kit
5	104-1200	1	Valve-Relief, Cartridge
6	94-3657	2	Spool ASM
6:1	106-1091	1	4-Way Seal Kit
7	93-7494	2	Cartridge
7:1	75-2080	1	Seal Kit
8	83-2010	2	Coil-Valve
9	95-5999	2	Plug-Orifice
10	353-991	4	Plug-Hex, Hollow
10:1	237-156	1	O-Ring
11	353-990	8	Plug
11:1	237-78	1	O-Ring
12	353-989	4	Plug-Hex, Hollow
12:1	237-42	1	O-Ring
13	94-3660	2	Detent Kit
13:1	94-5020	1	Knob ASM

Ref	Part No.	Qty.	Description
13:2	94-5025	1	Plate-Locating
13:3	94-5026	1	Plate-Indicator
13:4	3218-1	2	Nut-Jam
13:5	94-5023	1	Plate-Detent
13:5:1	3245-36	1	Screw-HSH
13:6	94-5027	2	Spring
13:7	255-13	2	Ball-Steel, Stainless
21	94-6378	2	Detent Kit
21:1	94-5020	1	Knob ASM
21:2	94-5021	1	Plate-Locating
21:4	3218-1	2	Nut-Jam
21:5	94-5023	1	Plate-Detent
21:5:1	3245-36	1	Screw-HSH
21:6	94-5027	2	Spring
21:7	255-13	2	Ball-Steel, Stainless



## Rear Hydraulic Manifold Assembly

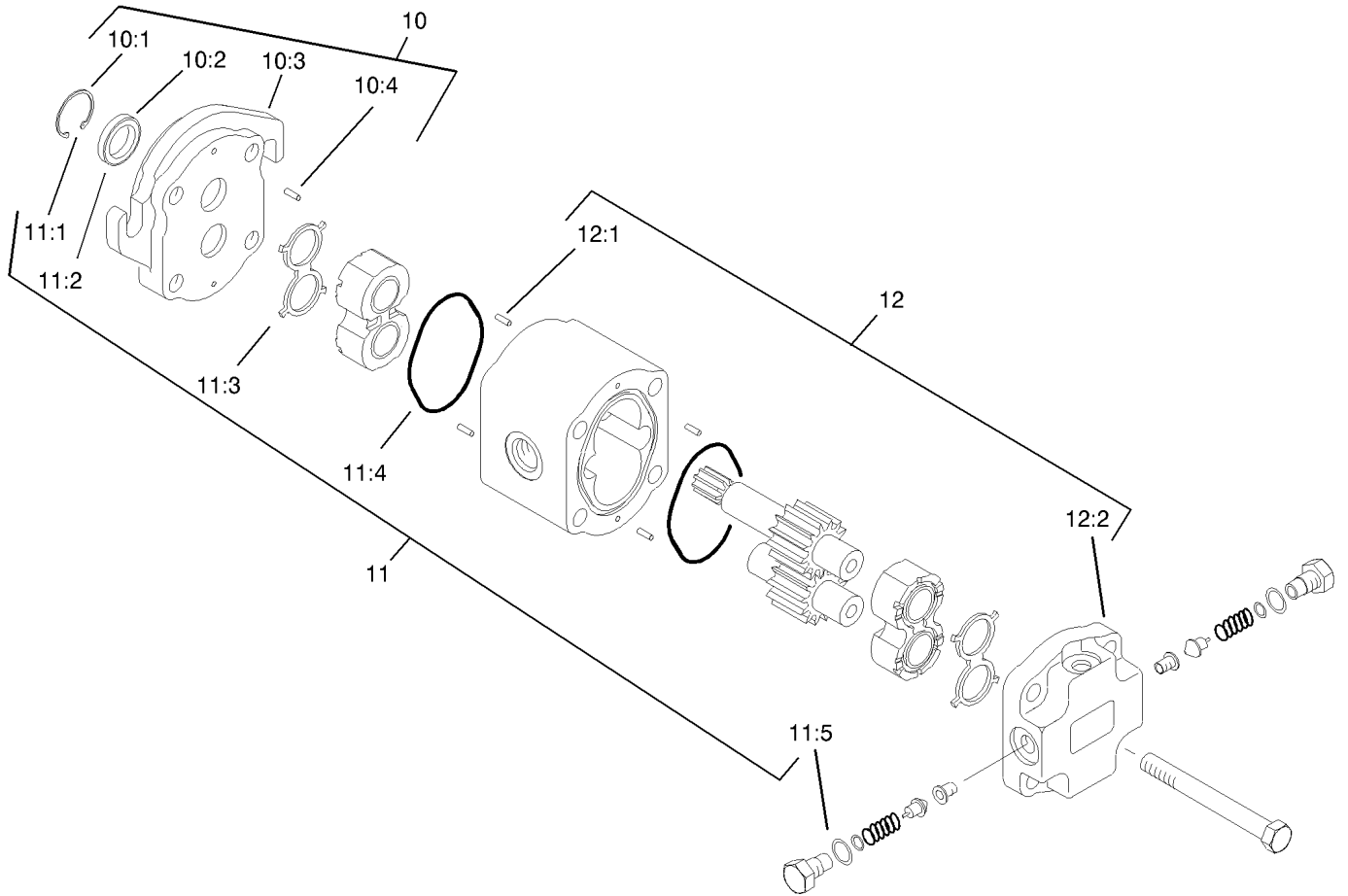
Ref	Part No.	Qty.	Description
1	104-0052	4	HYD Hose ASM
2	104-9250	1	Control-Flow
2:1	107-1800	1	Cartridge Kit
①2:1:1	105-3334	1	Seal Kit
①2:1:2	105-7514	1	Cartridge Knob Kit
3	340-77	2	Fitting-Hyd, 90 DEG
3:1	237-22	1	O-Ring
3:2	237-42	1	O-Ring
4	3253-3	2	Washer-Lock
5	340-2	4	Fitting-Hyd, Straight
5:1	237-22	1	O-Ring
5:2	237-42	1	O-Ring
7	321-4	2	Screw-HH

## Reel Motor and Hose Assembly

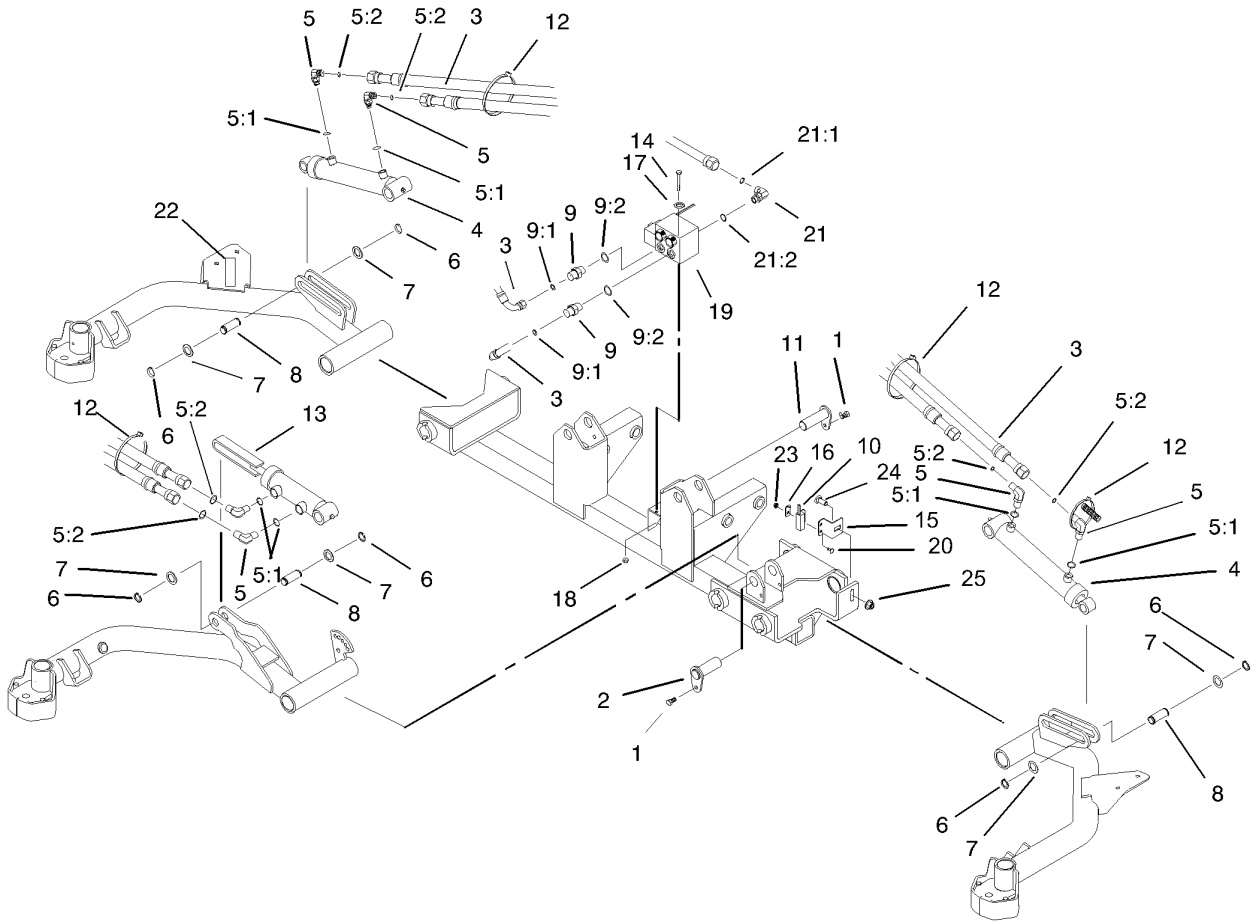
Ref	Part No.	Qty.	Description
1	98-9999	5	HYD Motor ASM
2	340-98	9	Fitting-Hyd, 90 DEG
2:1	237-79	1	O-Ring
2:2	237-30	1	O-Ring
3	104-0067	1	HYD Hose ASM
4	340-92	4	Fitting-Hyd, Straight
4:1	237-78	1	O-Ring
4:2	237-21	1	O-Ring
5	94-4918	1	Tube ASM
6	104-0058	2	HYD Hose ASM
8	100-3714	1	Drain Tube ASM
8:1	237-21	1	O-Ring
9	104-0068	1	Hydraulic Hose ASM
10	340-132	1	Fitting-Hyd, 90 DEG
10:1	237-78	1	O-Ring
10:2	237-21	1	O-Ring
11	340-70	4	Nut-Lock
12	340-127	9	Nut-Bulkhead
13	69-8930	18	Washer
14	240-5	9	Grommet
15	69-8960	9	Spacer
16	104-0057	4	HYD Hose ASM
17	93-9151	5	Fitting-HYD
17:1	237-30	2	O-Ring

Ref	Part No.	Qty.	Description
18	340-71	3	Fitting-Straight, Bulkhead
18:1	237-22	2	O-Ring
20	104-0028	2	Guide-Hose
21	32104-32	4	Screw-HH
22	104-0094	1	Tube ASM
22:1	237-22	3	O-Ring
23	104-0092	1	Tube ASM
23:1	237-30	1	O-Ring
24	340-4	1	Fitting-Hyd, Sraight
24:1	237-30	1	O-Ring
24:2	237-79	1	O-Ring
26	3290-379	10	Tie-Cable
27	100-3713	2	Fitting-Hyd, 90 DEG
27:1	237-30	2	O-Ring
28	104-0063	2	HYD Hose ASM
29	104-0069	4	HYD Hose ASM
30	104-0064	1	HYD Hose ASM
31	105-4011-03	5	Weight-End
32	93-9783	10	O-Ring
34	98-1851	1	Bar-Gauge
35	32122-54	2	Screw-Head, Truss
36	32103-3	2	Nut-Wing
37	98-7976	1	Decal-Bar, Gauge



## Reel Moter Assembly No. 98-9999

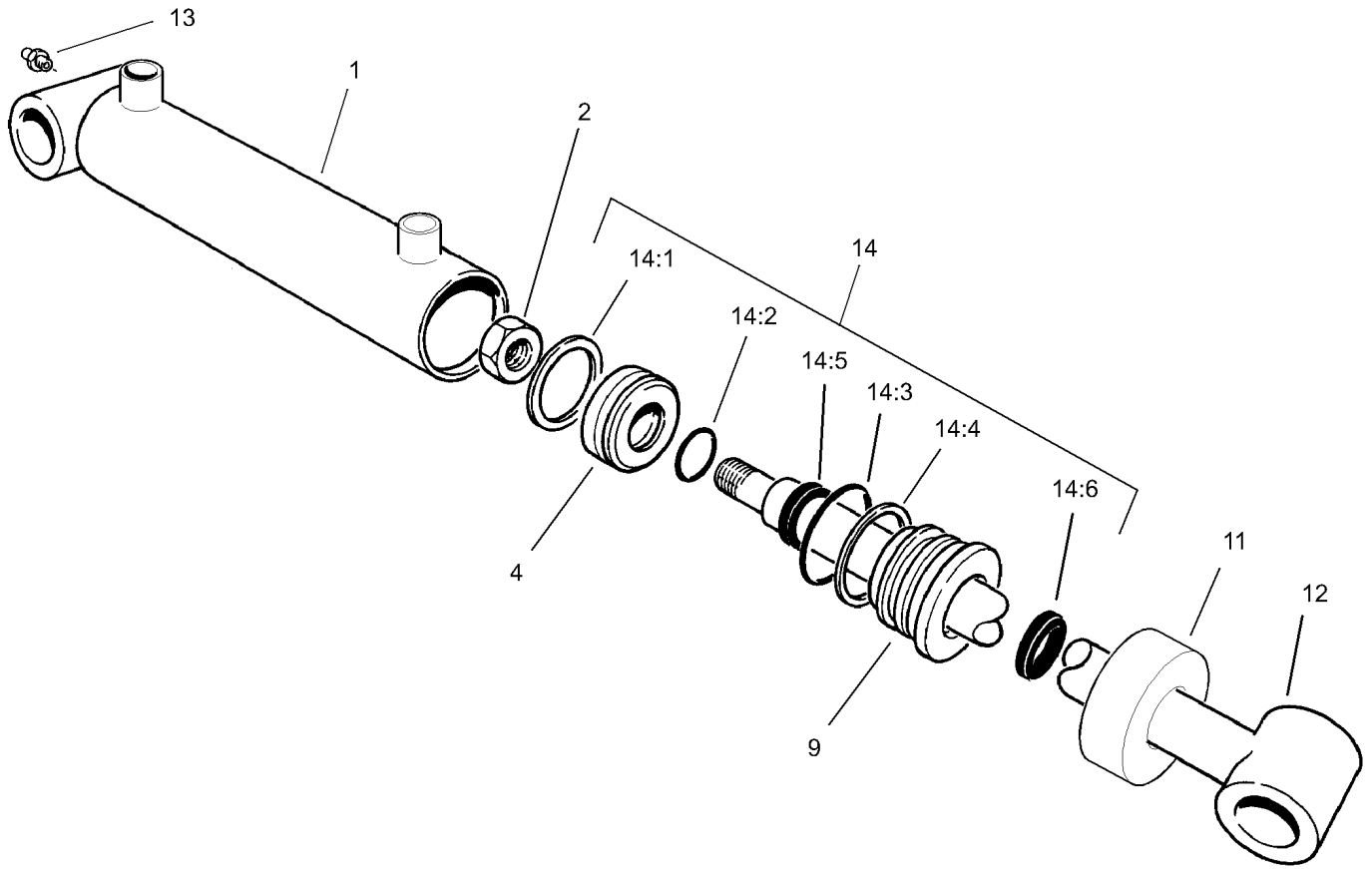
Ref	Part No.	Qty.	Description
10	93-9152	1	Flange Kit
● 10:1		1	Ring-Retaining
● 10:2		1	Seal-Shaft
● 10:3		1	Flange
● 10:4		4	Pin-Dowel
11	98-9997	1	Seal Kit
● 11:1		1	Ring-Retaining
● 11:2		1	Seal-Shaft
● 11:3		2	E-Seal
● 11:4		2	O-Ring
● 11:5		2	O-Ring
12	93-9154	1	Valve Block Kit
● 12:1		4	Pin-Dowel
● 12:2		1	Block-Valve



## Front Lift Circuit Assembly

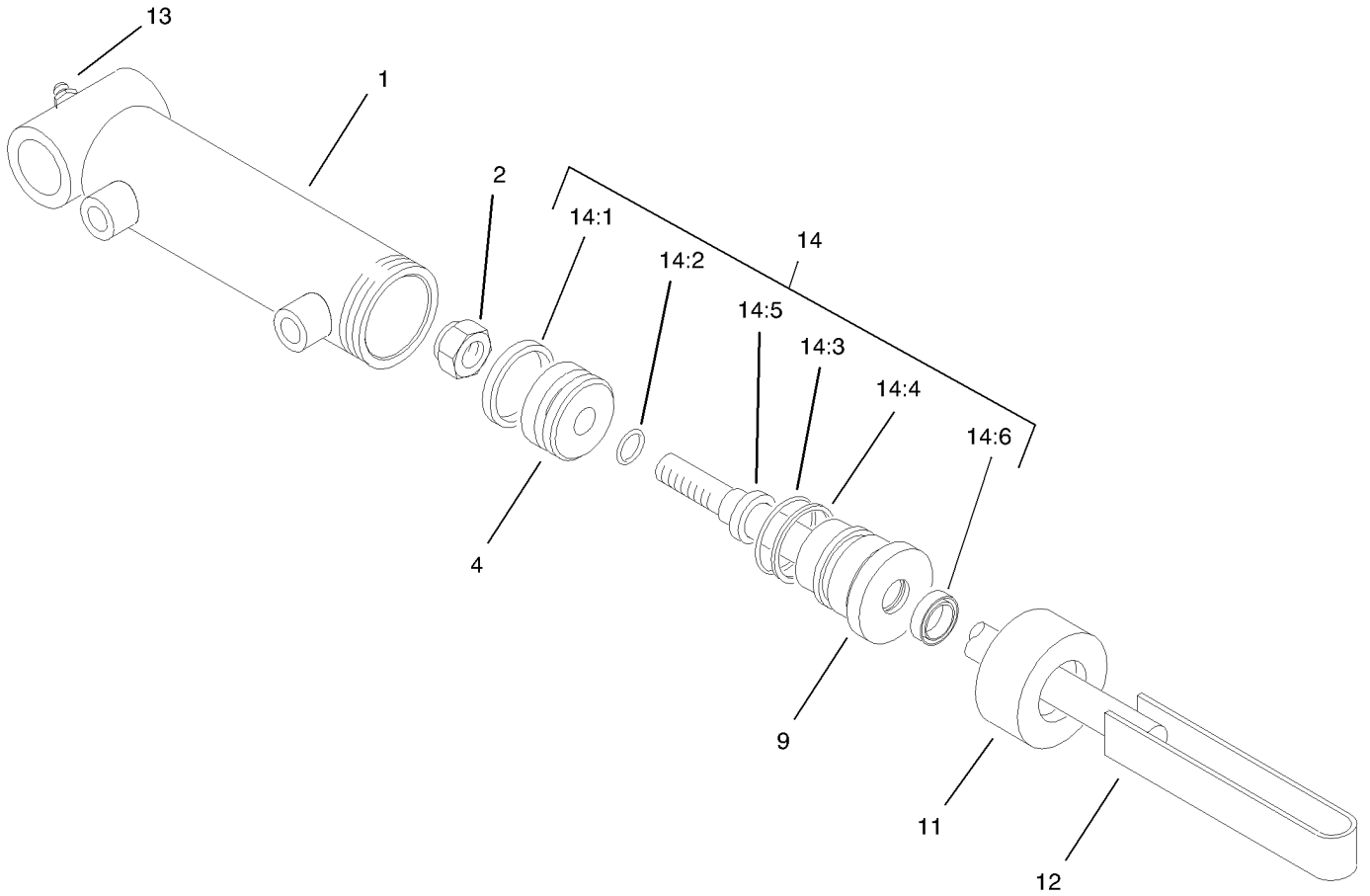
Ref	Part No.	Qty.	Description
1	32144-14	3	Screw-HWH
2	106-9208	1	Short Cylinder Pin ASM
3	104-0059	2	HYD Hose ASM
4	99-6986	2	Cylinder-HYD
5	340-132	6	Fitting-Hyd, 90 DEG
5:1	237-78	1	O-Ring
5:2	237-21	1	O-Ring
6	32120-93	6	Ring-Retaining
7	3-6498	6	Washer-Thrust
8	104-0046	3	Pin-Slide, Cylinder
9	340-2	2	Fitting-Hyd, Straight
9:1	237-22	1	O-Ring
9:2	237-42	1	O-Ring
10	100-1270	1	Switch-Proximity
11	105-9889	2	Cylinder Pin ASM
12	3290-378	2	Tie-Cable
13	99-6987	1	Cylinder-HYD
14	321-23	2	Screw-HH
15	106-5954	1	Bracket-Switch
16	100-4872	1	Plate-Switch, Neutral
17	3256-1	2	Washer-Flat
18	3296-42	2	Nut-Lock, NI
19	105-3303	1	Flow Divider Valve ASM
20	104-1450	1	Bolt-CARR

Ref	Part No.	Qty.	Description
21	340-77	1	Fitting-Hyd, 90 DEG
21:1	237-22	1	O-Ring
21:2	237-42	1	O-Ring
22	93-6687	1	Decal-No Step
23	32149-7	1	Nut-Keps
24	3231-22	1	Screw-CARR
25	32128-43	1	Nut-Flange



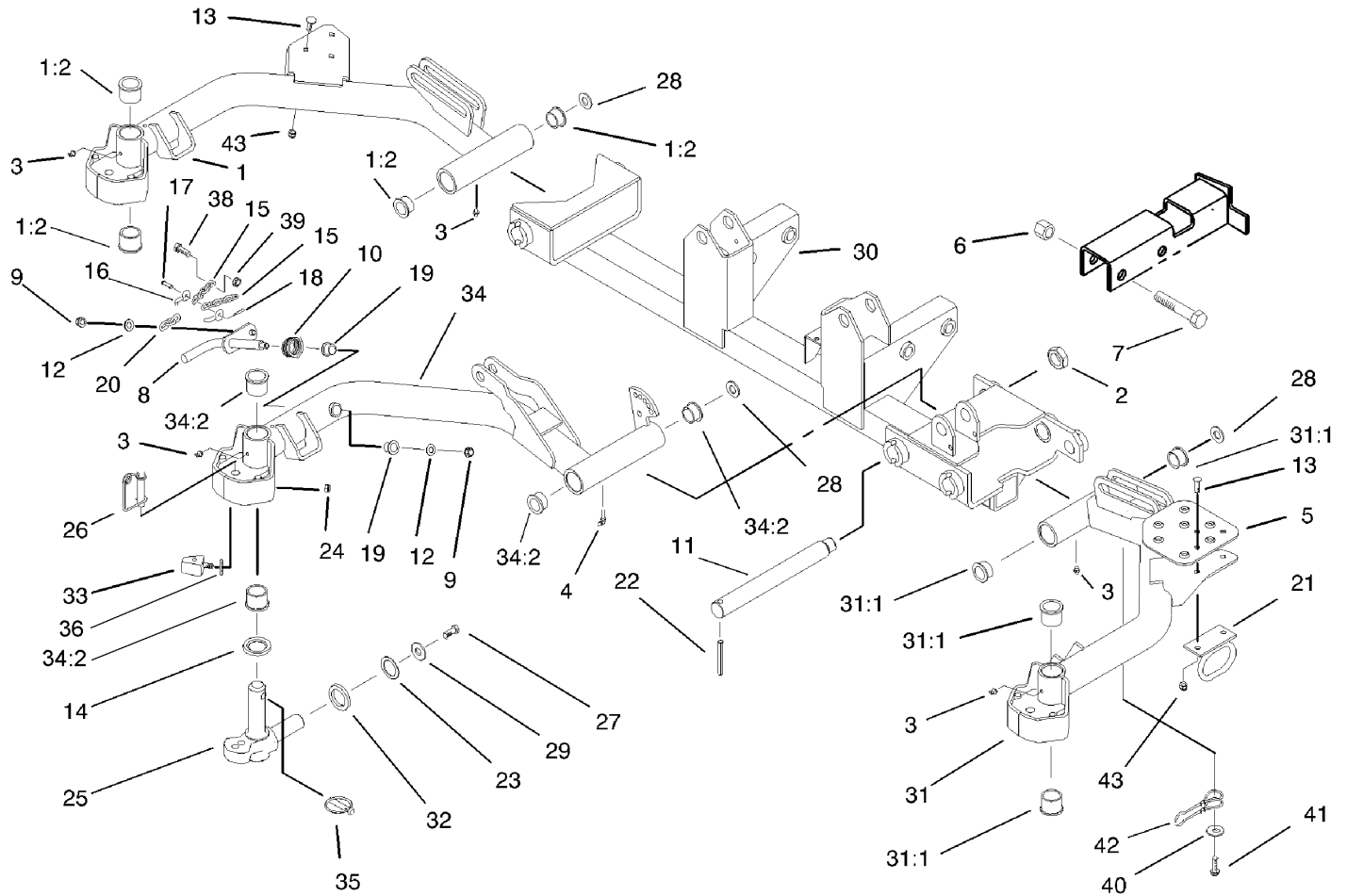
## Hydraulic Cylinder Assembly No. 99-6986

Ref	Part No.	Qty.	Description
1		1	Barrel
2	32152-10	1	Locknut
4		1	Piston
9		1	Head
11		1	Collar
12		1	Shaft W/clevis
13		1	Fitting-Grease
14	100-8023	1	Seal Repair Kit
14:1		1	Seal-Psp
14:2		1	O-Ring
14:3		1	O-Ring
14:4		1	Backup
14:5		1	Seal-Rod
14:6		1	Seal-Dust



## Hydraulic Cylinder Assembly No. 99-6987

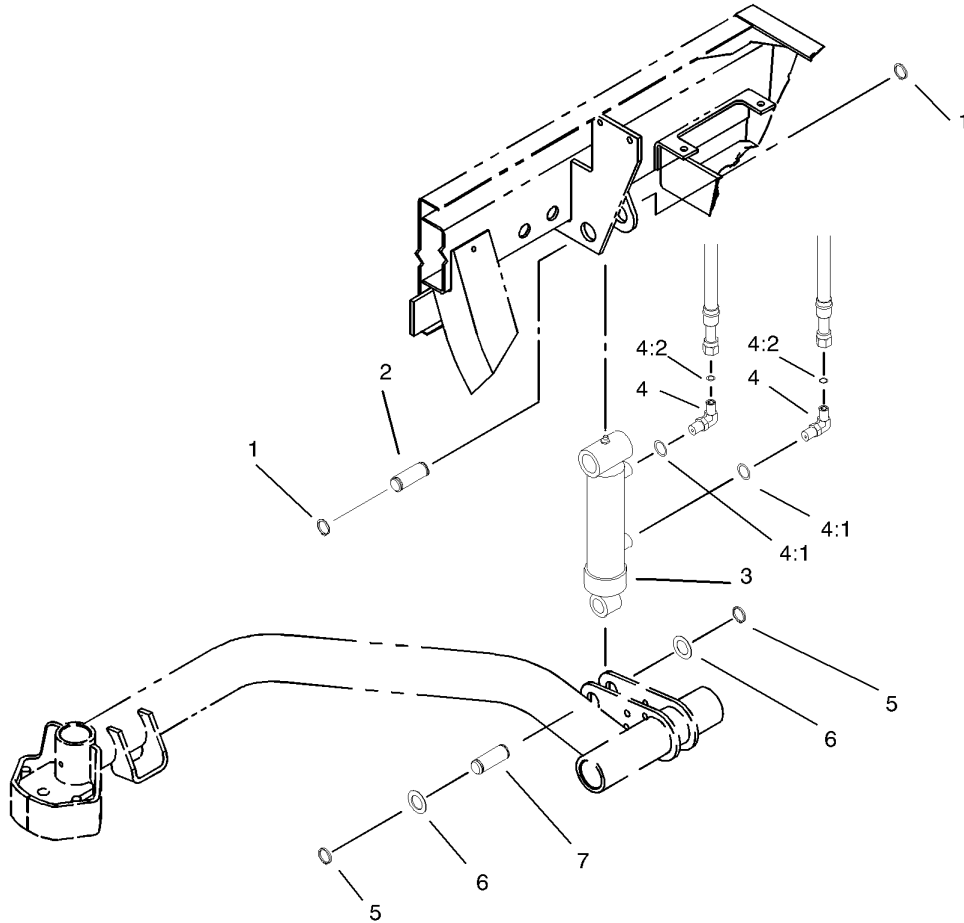
Ref	Part No.	Qty.	Description
1		1	Barrel
2	32152-10	1	Locknut
4		1	Piston
9		1	Head
11		1	Collar
12		1	Shaft W/clevis
13		1	Fitting-Grease
14	100-8023	1	Seal Repair Kit
14:1		1	Seal-Psp
14:2		1	O-Ring
14:3		1	O-Ring
14:4		1	Backup
14:5		1	Seal-Rod
14:6		1	Seal-Dust



## Front Lift Arm Assembly

Ref	Part No.	Qty.	Description
1	99-6905-03	1	Arm ASM #5
1:2	104-0015	2	Bushing-Flange
2	3296-49	3	Nut-Lock, NI
3	302-5	5	Fitting-Grease
4	302-60	1	Fitting-Grease
5	104-1438-03	1	Step-Perforated
6	3296-51	4	Nut-Lock, NI
7	328-7	4	Screw-HH
8	99-6941-03	1	Pivot Rod ASM
9	3296-39	2	Nut-Lock, NI
10	98-3929	1	Spring-Torsion
11	95-7158	3	Pin-Pivot
12	3256-24	2	Washer-Flat
13	3230-1	5	Bolt-CARR
14	94-8946	3	Washer-Thrust
15	5-1096	2	Chain-Lift
16	282-4	1	Shackle
17	283-6	1	Pin-Clevis
18	3272-10	1	Pin-Cotter
19	256-287	2	Bushing
20	104-1413	1	Chain-Link, Straight
21	104-0028	2	Guide-Hose
22	32121-110	3	Pin-Roll, Slotted
23	3-6781	3	Washer-Thrust

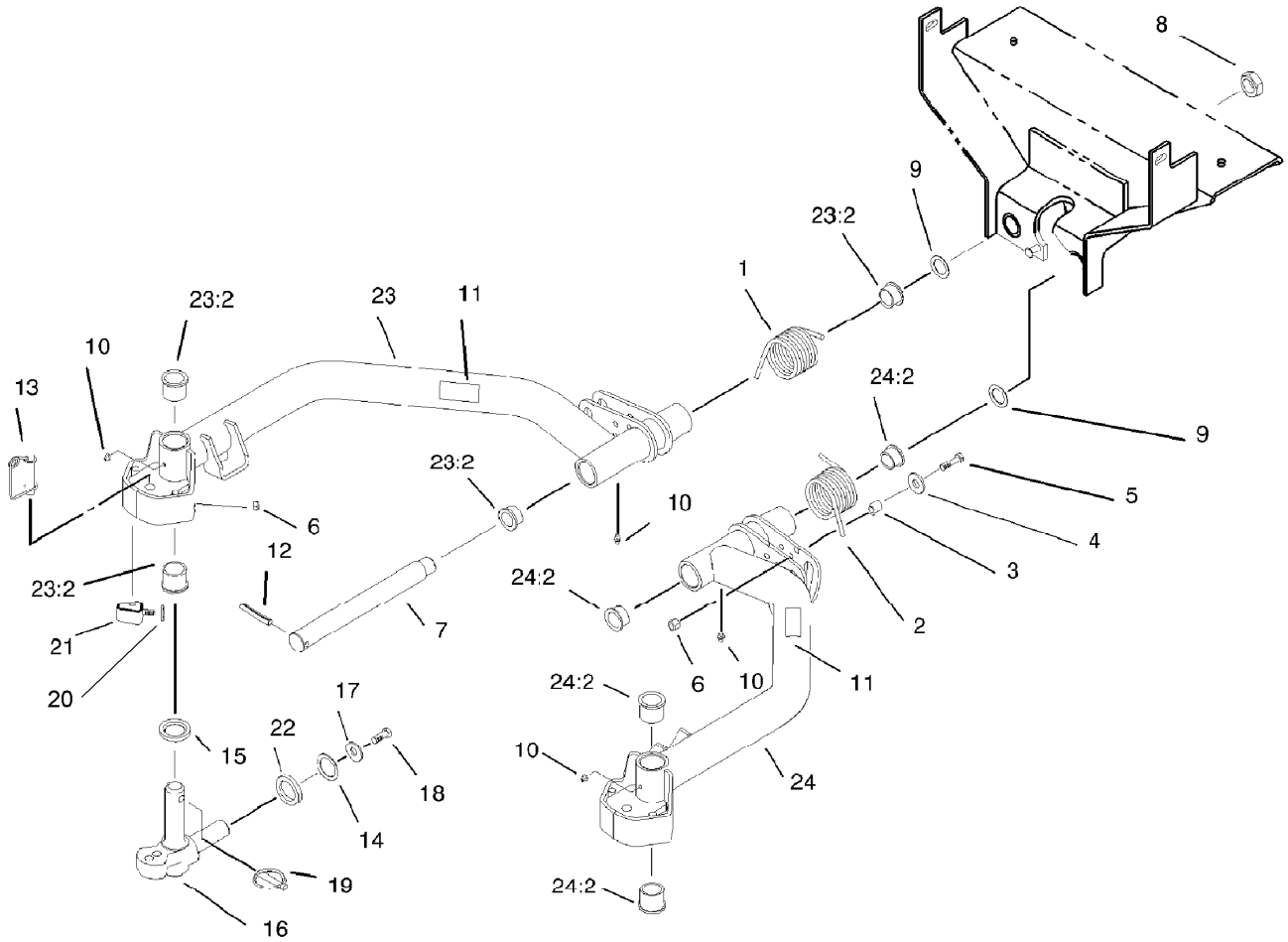
Ref	Part No.	Qty.	Description
24	3296-29	6	Nut-Lock, NI
25	98-1880-03	3	Knuckle-Pivot
26	99-5610	3	Pin
27	98-7993	3	Screw-HHF
28	76-2980	3	Washer-Thrust
29	3256-6	3	Washer-Flat
30	106-5952-03	1	Frame-Carrier, Front
31	106-7067-03	1	Liftarm ASM #4
31:1	104-0015	2	Bushing-Flange
32	98-7974	3	Washer-Thrust
33	106-9004	6	Bumper
34	99-6901-03	1	Arm ASM #1
34:2	104-0015	2	Bushing-Flange
35	283-71	3	Pin-Lynch
36	3255-8	6	Washer-Lock
38	323-6	1	Screw-HH
39	32128-21	1	Nut-HF
40	3256-57	2	Washer-Flat
41	32144-26	2	Screw-Flow
42	98-3936	2	Lanyard
43	3296-47	5	Nut-Lock, NI



### Rear Lift Cylinder Assembly

Ref	Part No.	Qty.	Description
1	32151-36	4	Ring-Retaining
2	75-5360	2	Pin-Cylinder
3	98-3945	2	Cylinder-Hydraulic
4	340-132	4	Fitting-Hyd, 90 DEG
4:1	237-78	1	O-Ring
4:2	237-21	1	O-Ring
5	32120-93	4	Ring-Retaining
6	3-6498	4	Washer-Thrust
7	104-0046	2	Pin-Slide, Cylinder

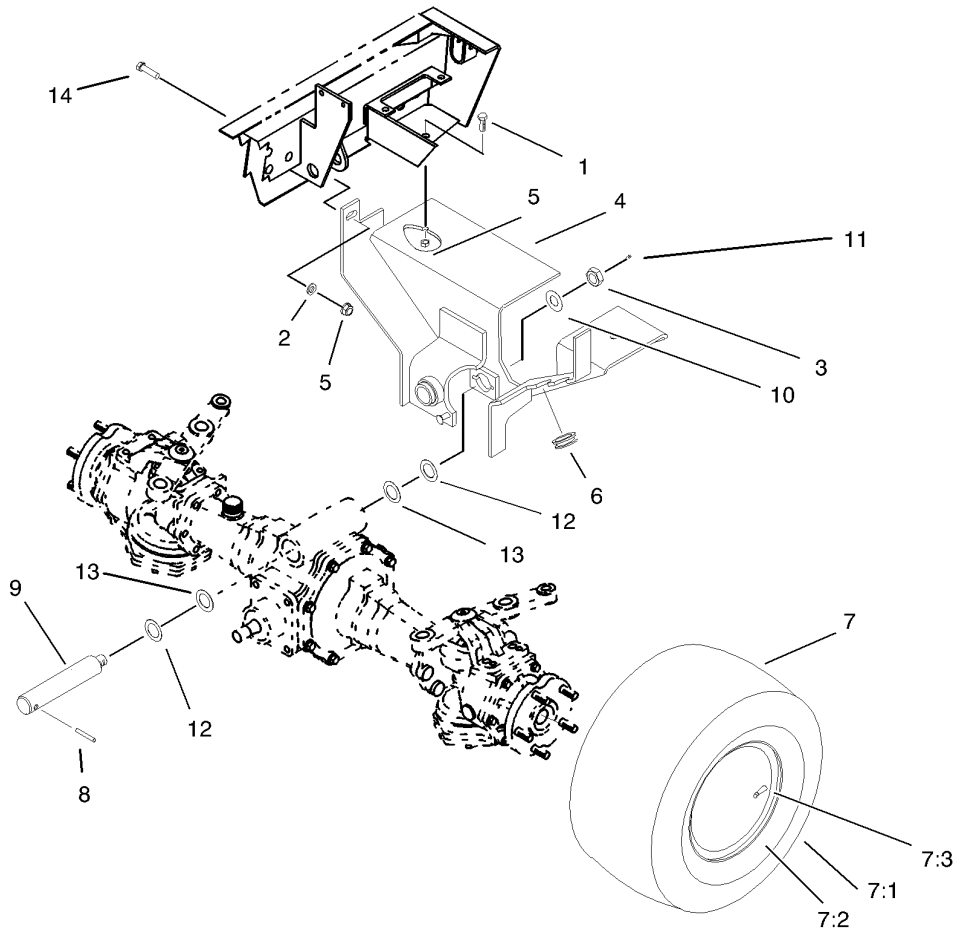




## Rear Lift Arm Assembly

Ref	Part No.	Qty.	Description
1	99-5608-03	1	Spring-Torsion, RH
2	99-5609-03	1	Spring-Torsion, LH
3	82-6840	2	Spacer
4	3256-35	2	Washer-Flat
5	322-7	2	Screw-HH
6	3296-29	6	Nut-Lock, NI
7	95-7158	2	Pin-Pivot
8	3296-49	2	Nut-Lock, NI
9	76-2980	2	Washer-Thrust
10	302-5	4	Fitting-Grease
11	93-6696	2	Decal-Warning
12	32121-110	2	Pin-Roll, Slotted
13	99-5610	2	Pin
14	3-6781	2	Washer-Thrust
15	94-8946	2	Washer-Thrust
16	98-1880-03	2	Knuckle-Pivot
17	3256-6	2	Washer-Flat
18	98-7993	2	Screw-HHF
19	283-71	2	Pin-Lynch
20	3255-8	4	Washer-Lock
21	106-9004	4	Bumper
22	98-7974	2	Washer-Thrust
23	99-6903-03	1	Arm ASM #3
23:2	104-0015	2	Bushing-Flange

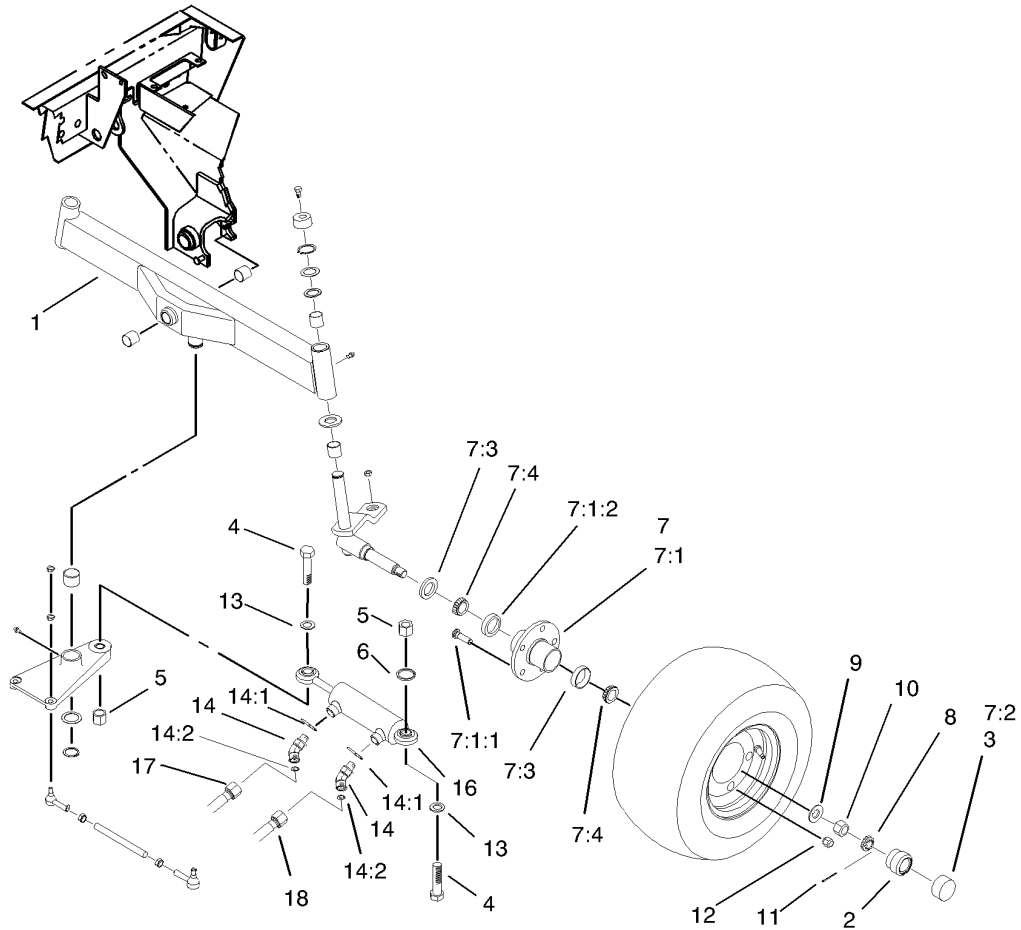
Ref	Part No.	Qty.	Description
24	99-6902-03	1	Arm ASM #2
24:2	104-0015	2	Bushing-Flange



## Rear Axle Support Assembly

Ref	Part No.	Qty.	Description
1	323-7	2	Screw-HH
2	3256-24	2	Washer-Flat
3	32146-20	1	Nut-Jam
4	99-6940-03	1	Axle Support ASM
5	3296-39	4	Nut-Lock, NI
6	237-165	2	Grommet
7		2	Tire & Wheel ASM
7:1	86-5910	1	Tire
7:2	100-2582	1	Rim
7:3	232-27	1	Stem-Valve
8	32121-32	1	Pin-Roll
9	98-8173-03	1	Pin-Pivot, Axle
10	71-4540	1	Washer-Thrust
11	302-2	1	Fitting-Grease
12	99-8431	2	Washer-Thrust
13	99-8432	2	Washer-Thrust
14	323-13	2	Screw-HH

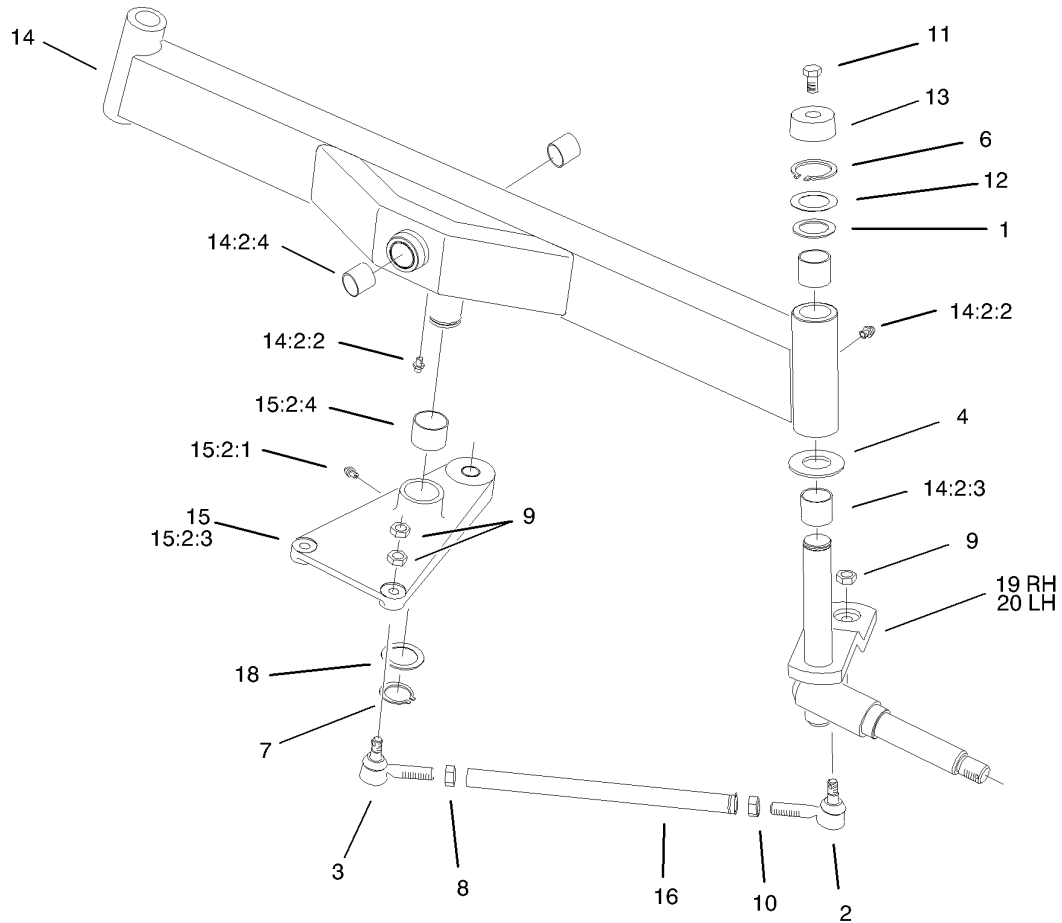
--	--	--	--



## 2 Wheel Drive Rear Axle Assembly

Ref	Part No.	Qty.	Description
② 1		1	Rear Axle ASM
2	100-3769	2	Protector-Bearing
3	100-3809	2	Cap-Protector, Bearing
4	328-25	2	Screw-HH
5	32153-6	2	Locknut
6	67-7250	1	Spacer-Ring
② 7		2	Hub ASM
7:1	21-2820	1	Hub ASM
7:1:1	10-6830	5	Stud-Type, Drive
7:1:2	254-72	2	Bearing-Cup, Tapered
7:2	241-119	1	Cap-Dust
7:3	253-129	1	Seal
7:4	254-94	2	Bearing-Cone, Taper
8	93-0307	2	Nut-Lock, Retainer
9	93-0309	4	Washer-Tab
10	3220-7	2	Nut-Jam
11	3272-13	2	Pin-Cotter
12	242-50	10	Nut-Lug
13	67-9410	2	Washer
14	340-103	2	Fitting-Hyd, 45 DEG
14:1	237-78	1	O-Ring
14:2	237-21	1	O-Ring
16	75-1200	1	Cylinder-HYD
17	104-1494	1	HYD Hose ASM

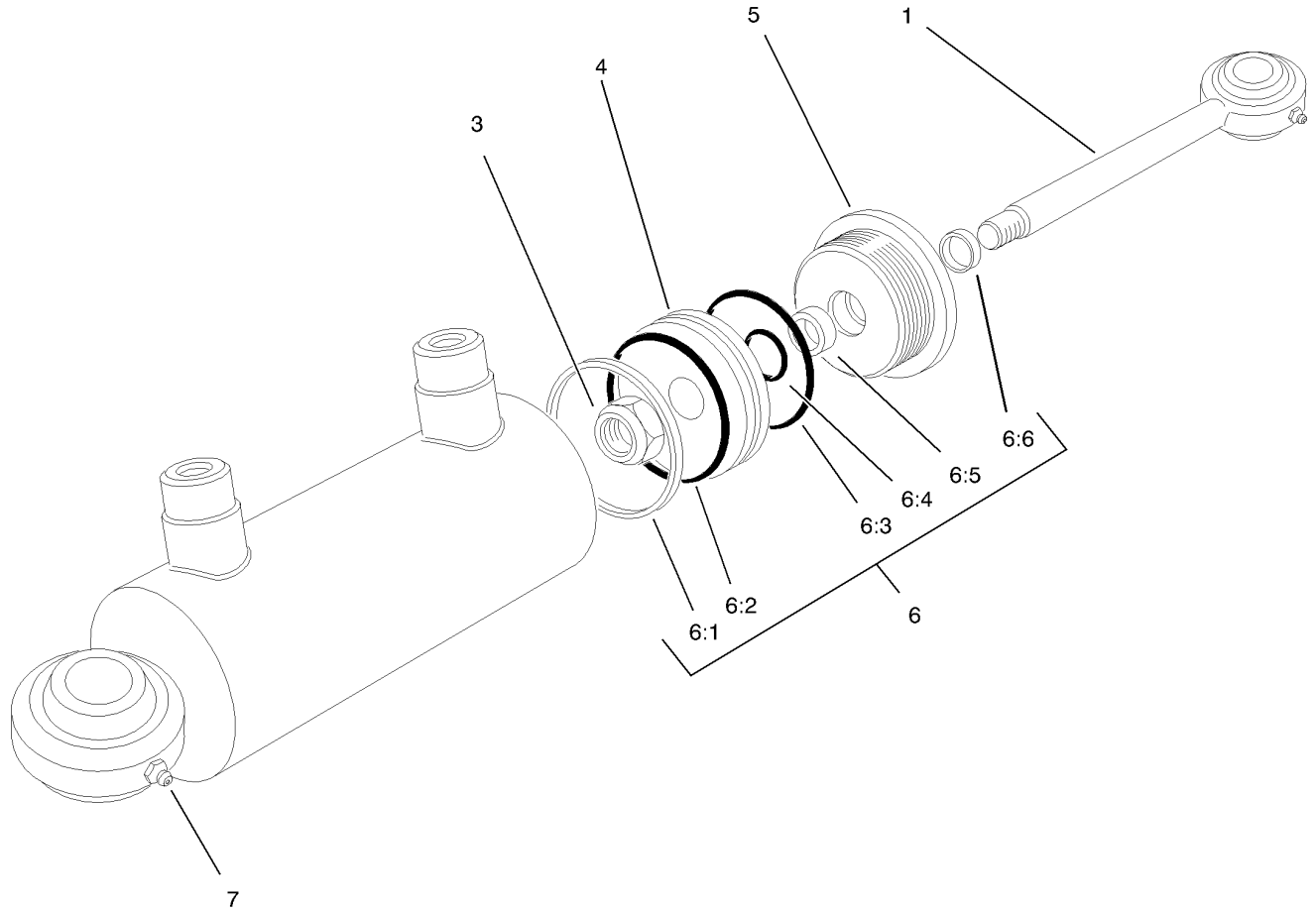
Ref	Part No.	Qty.	Description
18	105-9295	1	Hose ASM



## Rear Axle Assembly

Ref	Part No.	Qty.	Description
1	10-8110	2	Washer-Thrust
2	21-0141	2	RH Ball Joint ASM
3	21-0151	2	LH Ball Joint ASM
4	256-121	2	Washer-Thrust
6	32151-36	2	Ring-Retaining
7	32151-77	1	Ring-Retaining, Ext
8	3220-12	2	Nut-Hj, LH Thread
9	3220-3	8	Nut-Jam
10	3220-5	2	Nut-Jam
11	3234-13	2	Screw-HHF
12	5-1226	2	Washer
13	66-2990	2	Cap-Spindle
14	99-6935-03	1	Axle-Rear
14:2:2	302-5	2	Fitting-Grease
14:2:3	67-1750	4	Bushing
14:2:4	99-6964	2	Bushing-Axle
15	75-4410-03	1	Pivot Plate ASM
15:2:1	302-5	1	Fitting-Grease
15:2:3	75-2910	1	Plate-Pivot
15:2:4	76-2970	2	Bushing-Straight
16	75-3130-03	2	Rod-Tie
18	76-2980	1	Washer-Thrust
19	93-7000-03	1	Spindle-RH
20	93-7001-03	1	Splindle-LH

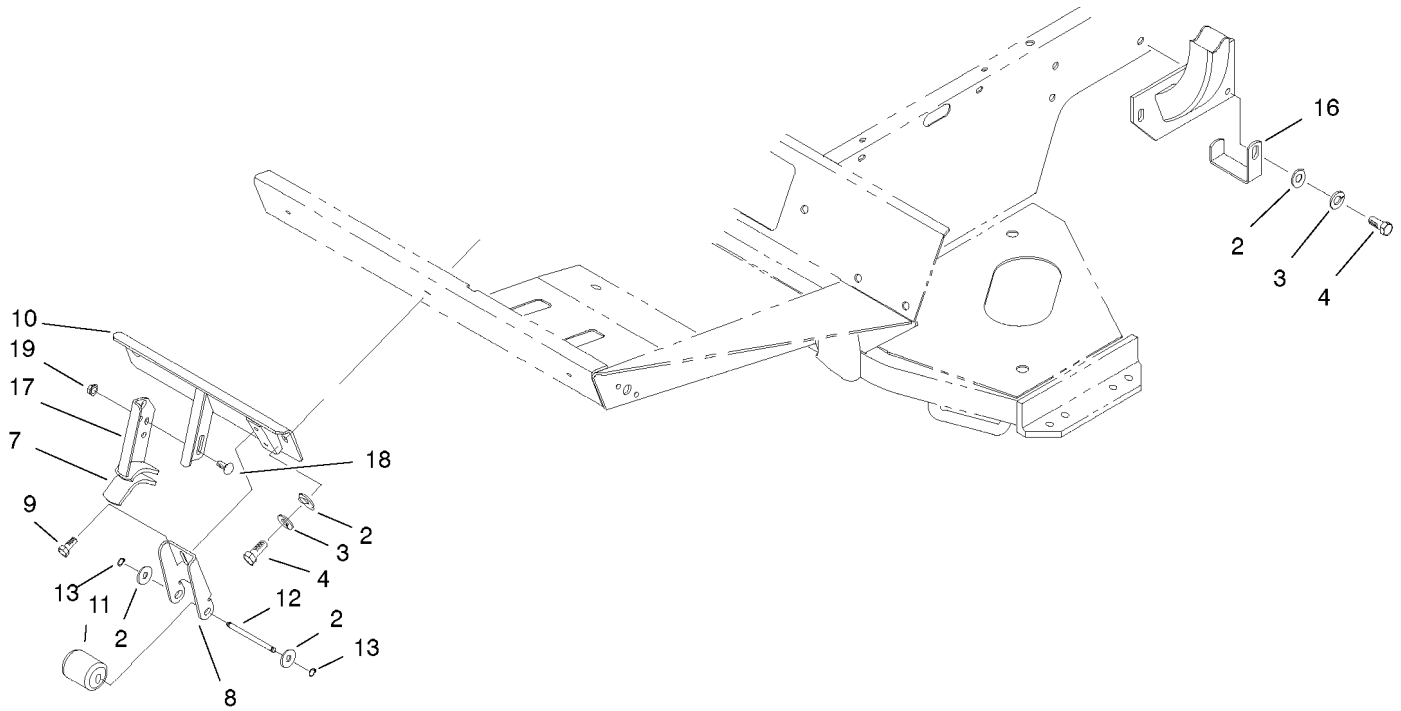
--	--	--	--



## Hydraulic Assembly No. 75-1200

Ref	Part No.	Qty.	Description
1		1	Rod
3		1	Nut
4		1	Piston
5		1	Head
6	75-1250	1	Seal Kit
6:1		1	Ring-Servon
6:2		1	O-Ring
6:3		1	O-Ring
6:4		1	O-Ring
6:5		1	U-Cup
6:6		1	Wiper
7	302-5	2	Fitting-Grease

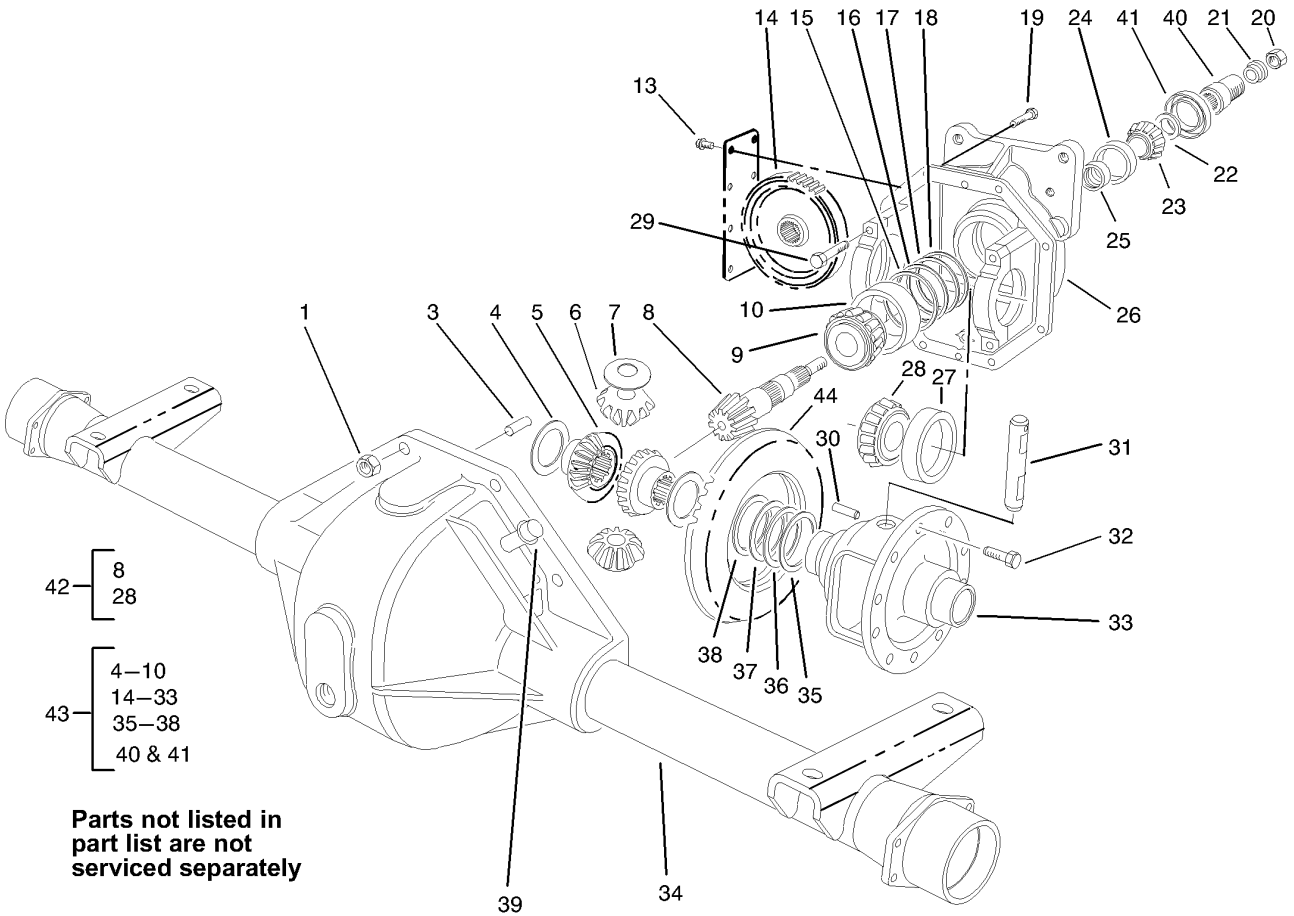
--	--	--	--



## Stabilizer Assembly

Ref	Part No.	Qty.	Description
2	3256-26	6	Washer-Flat
3	3253-7	4	Washer-Lock
4	325-5	4	Screw-HH
7	104-1411	1	Guard-Stabilizer
8	99-6938-03	1	Bracket-Tipper
9	3234-1	2	Screw-HHF
10	98-3900-03	1	Stabilizer ASM
11	75-5390	1	Roller
12	75-5400	1	Pin-Roller
13	32151-61	2	Ring-Retaining
16	98-3928	2	Clamp-Hose
17	104-1471-03	1	Saddle ASM
18	3231-2	2	Screw-CARR
19	3296-39	2	Nut-Lock, NI

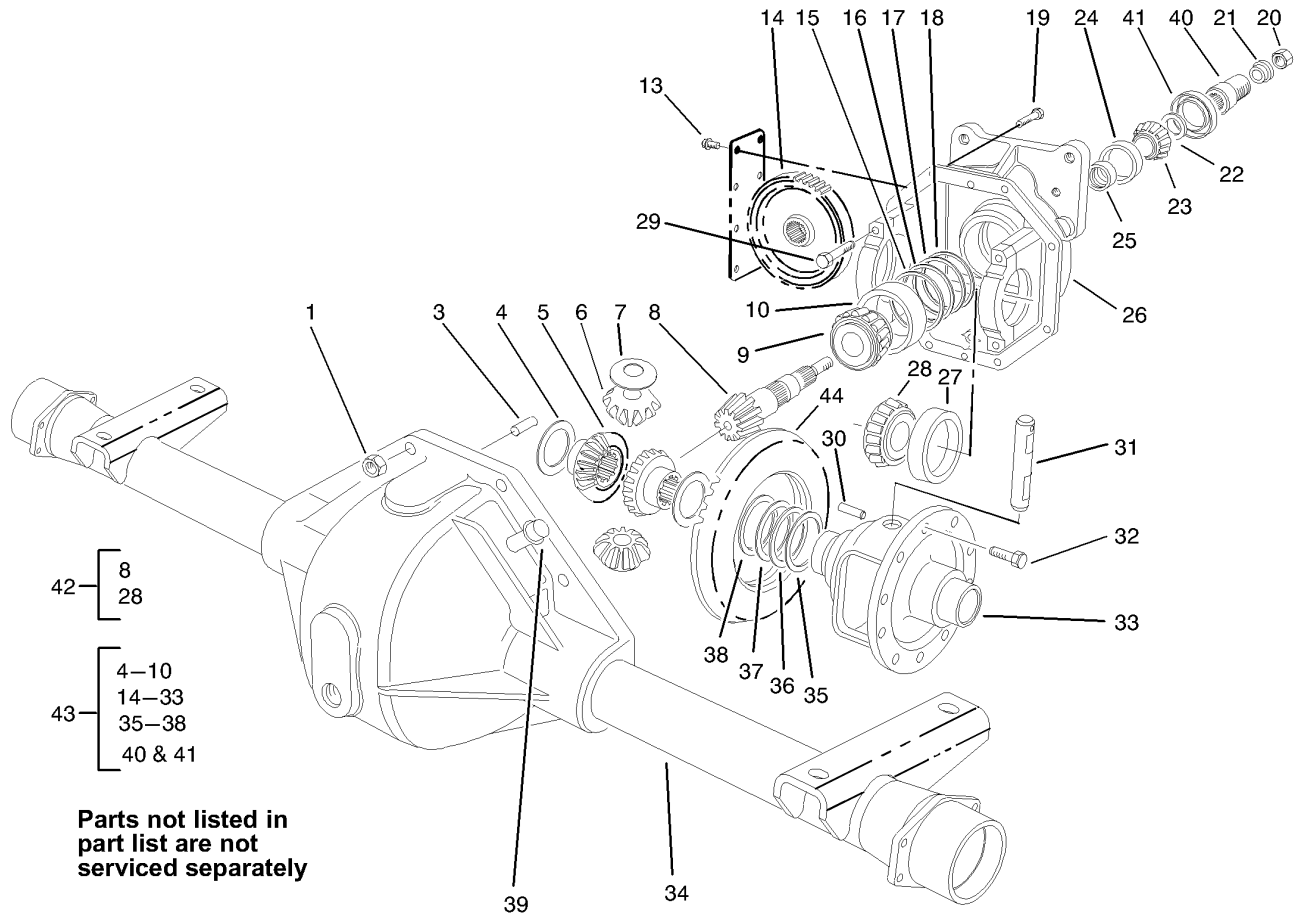
--	--	--	--



### Axle Assembly No. 106-9212-03

Ref	Part No.	Qty.	Description
1	32149-5	8	Nut
3	21-8270	2	Pin-Dowel
4	21-7720	2	Washer-Thrust
5	24-8790	2	Gear-Differential
6	21-7690	2	Pinion-Differential
7	21-7730	2	Washer-Thrust, Pinion
9	43-6760	1	Bearing-Roller, Cone Taper
10	43-6750	1	Bearing-Taper, Cup
13	32144-112	8	Screw-HWHTF
14	86-7230	1	Gear-Input, Transmission
15	43-6710	1	Shim
16	43-6711	1	Shim
17	43-6712	1	Shim
18	43-6713	1	Shim
19	3210-8	8	Screw-HH
20	71-4350	1	Nut
21	83-5130	1	Spacer-Pinion
22	72-3570	1	Shim-Bearing, Front
22	72-3571	1	Shim-Bearing, Front
22	72-3572	1	Shim-Bearing, Front
22	72-3573	1	Shim-Bearing, Front
22	72-3574	1	Shim-Bearing, Front
22	72-3575	1	Shim-Bearing, Front
22	72-3576	1	Shim-Bearing, Front

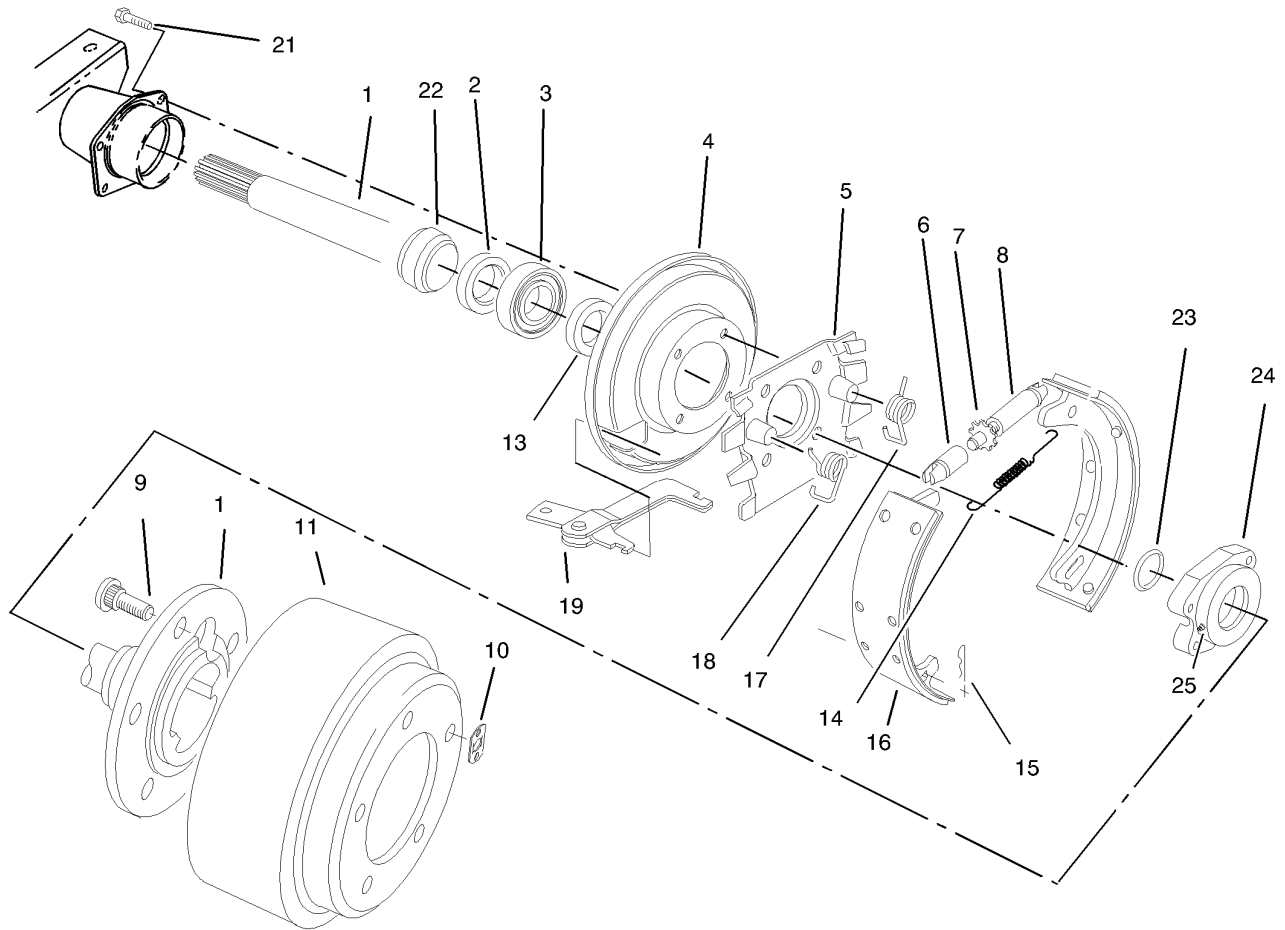
Ref	Part No.	Qty.	Description
22	72-3577	1	Shim-Bearing, Front
22	72-3578	1	Shim-Bearing, Front
22	72-3580	1	Shim-Bearing, Front
22	72-3581	1	Shim-Bearing, Front
22	72-3582	1	Shim-Bearing, Front
22	72-3583	1	Shim-Bearing, Front
22	72-3584	1	Shim-Bearing, Front
22	72-3585	1	Shim-Bearing, Front
22	72-3586	1	Shim-Bearing, Front
22	72-3587	1	Shim-Bearing, Front
22	72-3588	1	Shim-Bearing, Front
22	72-3590	1	Shim-Bearing, Front
22	72-3591	1	Shim-Bearing, Front
22	72-3592	1	Shim-Bearing, Front
22	72-3593	1	Shim-Bearing, Front
22	72-3594	1	Shim-Bearing, Front
22	72-3595	1	Shim-Bearing, Front
22	72-3596	1	Shim-Bearing, Front
22	72-3597	1	Shim-Bearing, Front
22	72-3598	1	Shim-Bearing, Front
22	72-3600	1	Shim-Bearing, Front
23	254-91	1	Cone-Bearing
24	21-8390	1	Cup-Bearing
25	21-8020	1	Spacer-Bearing



### Axle Assembly No. 106-9212-03 (continued)

Ref	Part No.	Qty.	Description
26	93-3619	1	Upper Housing ASM
27	254-66	2	Cup-Bearing, Roller
28	254-65	2	Cone-Bearing, Roller
29	92-1773	4	Screw-HHF
30	21-7710	1	Pin-Roll
31	21-7700	1	Shaft-Mate, Pinion
32	21-7770	5	Screw-Gear, Drive
33	21-7670	1	Case-Differential
34	100-3744-03	1	Lower Housing ASM
35	21-8120	1	Shim-Bearing, Diff. (.030)
36	21-8110	1	Shim-Bearing, Diff. (.010)
37	21-8100	1	Shim-Bearing, Diff. (.005)
38	21-8090	1	Shim-Bearing, Diff. (.003)
39	72-9420	1	Vent
40	83-4910	1	Coupler-Pinion
41	71-4330	1	Seal
42	93-3618	1	Gear And Pinion ASM
43	93-3617	1	Cover And Carrier Kit

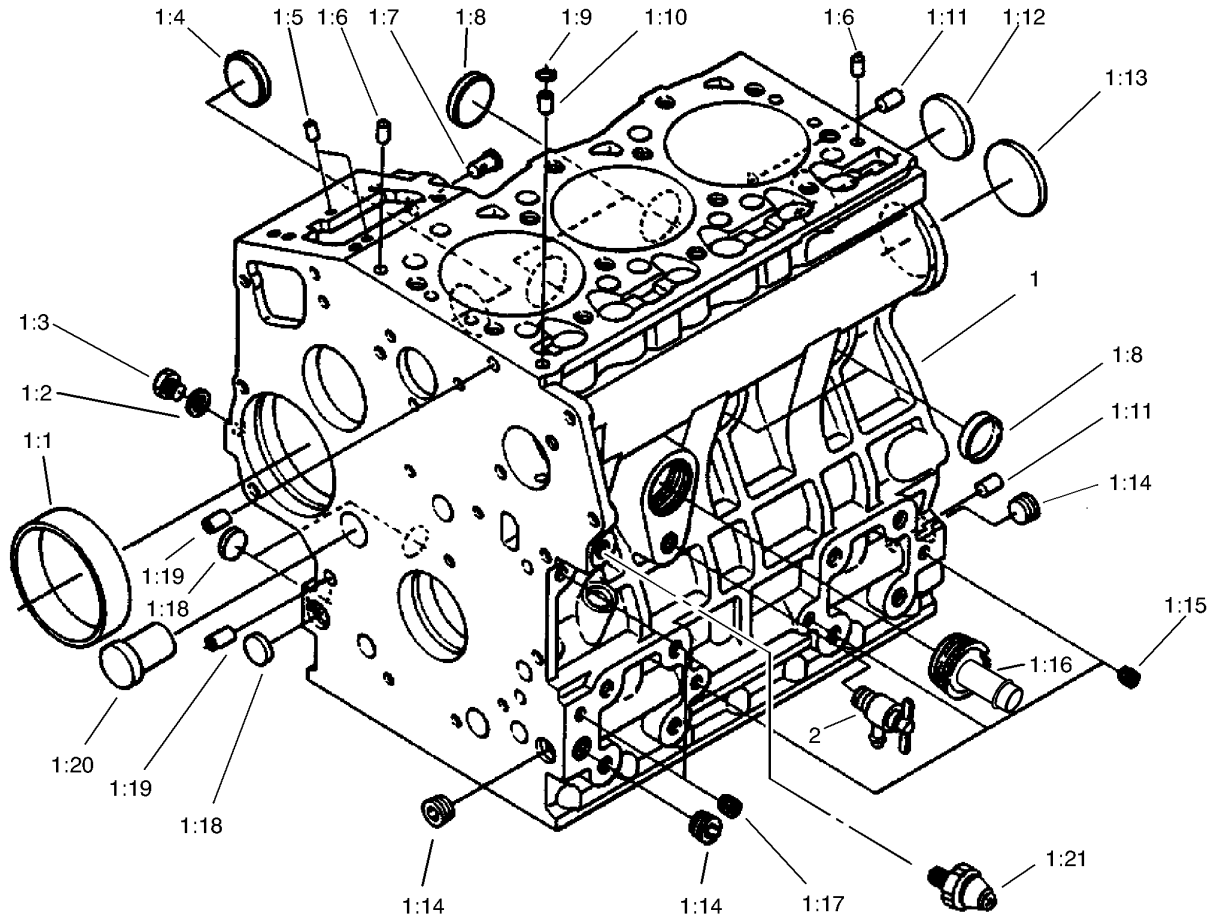
--	--	--	--



## Brake Assembly

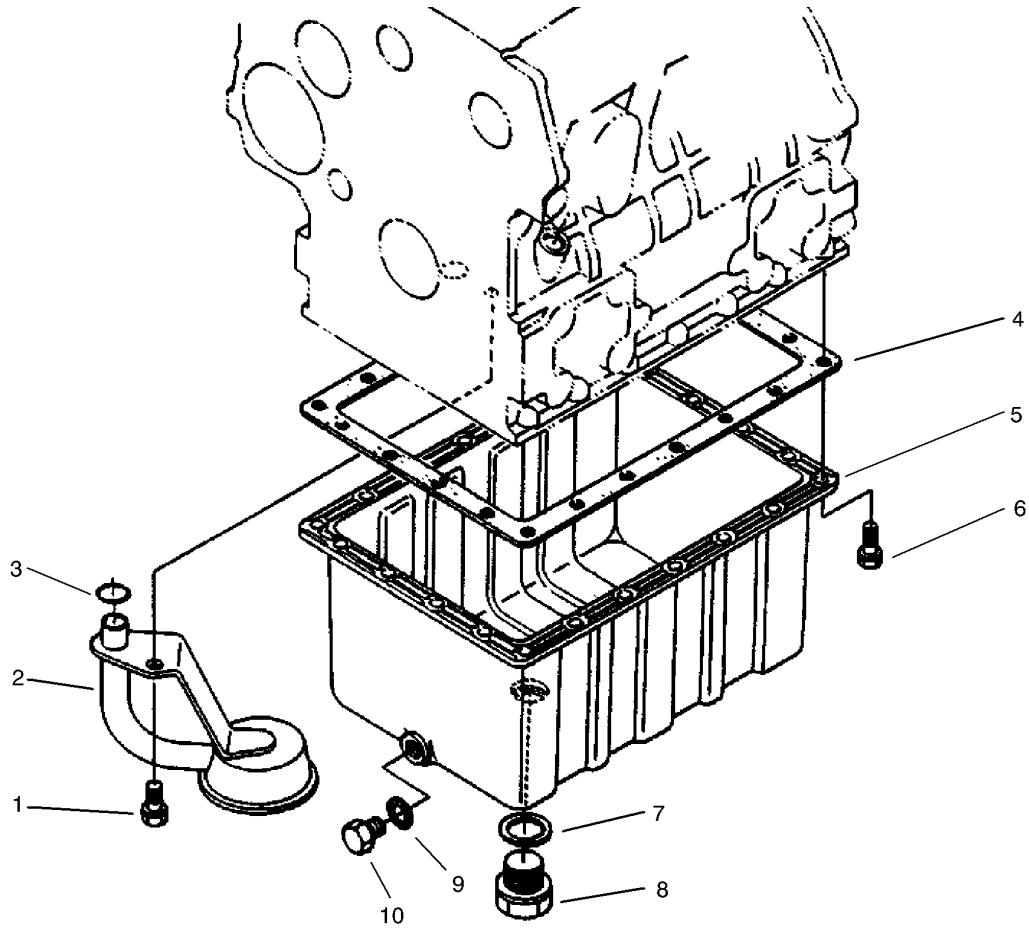
Ref	Part No.	Qty.	Description
1	100-3840	1	Shaft-Axle, LH
1	100-3841	1	Shaft-Axle, RH
2	100-3842	2	Seal-Oil
3	21-8180	2	Bearing ASM
4	100-3843	2	Shield-Dust
5	100-3844	2	Spider-Torque
6	21-9390	2	Socket-Screw, Adjusting
7	21-9370	2	Screw-Adjusting
8	21-9380	2	Nut-Pivot
9	106-9205	10	Stud-Wheel
10	21-8360	2	Locknut
11	106-9209-03	2	Drum-Brake
13	100-3845	2	Seal-Grease
14	21-9440	2	Spring-Screw, Adjusting
15	21-9460	4	Retainer-Lever, Brake
16	84-8590	4	Shoe And Lining ASM
17	21-9420	2	Spring-Return, LH
18	21-9430	2	Spring-Return, RH
19	24-9180	2	Strut And Lever ASM
21	100-3846	8	Screw-Special
22	100-3847	2	Retainer-Bearing
23	100-3848	2	O-Ring
24	100-3849	2	Cap-Bearing
25	100-3850	2	Zerk-Special

Ref	Part No.	Qty.	Description
●26	84-8600	1	Set-Shoes, Lined
●27	92-8775	1	Liquid Gasket Kit



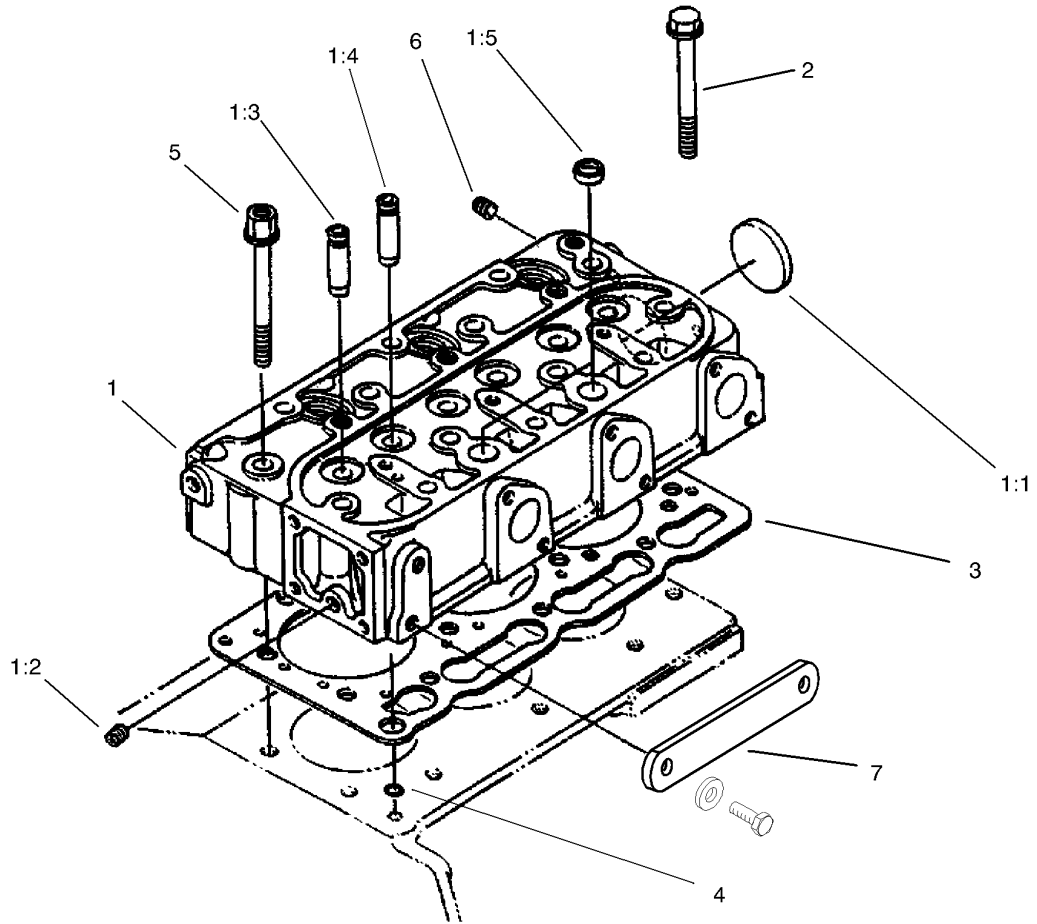
## Crankcase Assembly

Ref	Part No.	Qty.	Description
1	99-8300	1	Crankcase ASM
1:1	98-9656	1	Bushing-Governor, Gear
1:2	98-7428	1	Gasket
1:3	98-7507	1	Plug
1:4	98-9599	1	Plug
1:5	98-9375	2	Pin-Straight
1:6	98-9376	2	Pin-Straight
1:7	98-9630	1	Pin-Spring, Start
1:8	98-9398	4	Cap-Sealing
1:9	98-7509	1	O-Ring
1:10	98-9539	1	Pin-Pipe
1:11	98-9377	2	Pin-Straight
1:12	98-7539	1	Cap-Sealing
1:13	98-9668	1	Plug
1:14	98-9597	3	Plug
1:15	98-7540	3	Cap-Sealing
1:16	99-8347	1	Joint-Pipe, Drain
1:17	98-7487	2	Plug
1:18	98-9379	3	Plug
1:19	98-9387	2	Pin-Pipe
1:20	98-9675	1	Plug
1:21	98-9416	1	Switch-Oil
2	98-9436	1	Drain Cock ASM

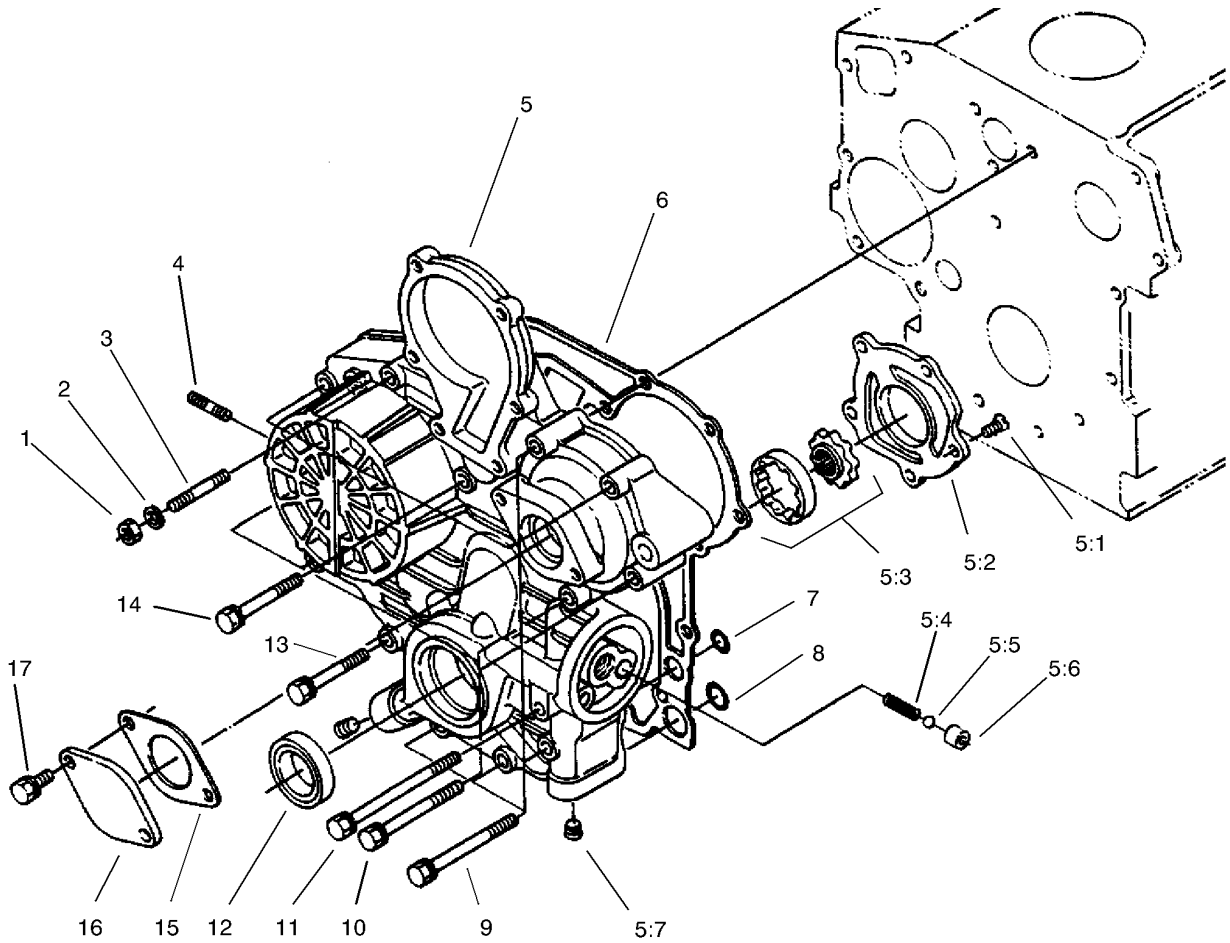
### Oil Pan Assembly

Ref	Part No.	Qty.	Description				
1	98-9358	1	Bolt				
2	98-9538	1	Filter-Oil				
3	98-7527	1	O-Ring				
4	98-9646	1	Gasket-Pan, Oil				
5	98-9685	1	Drain-Oil				
6	98-9350	22	Bolt				
7	98-9399	1	Gasket				
8	98-7523	1	Plug-Drain				
9	98-7524	1	Gasket				
10	98-9386	1	Plug				



### Cylinder Head Assembly

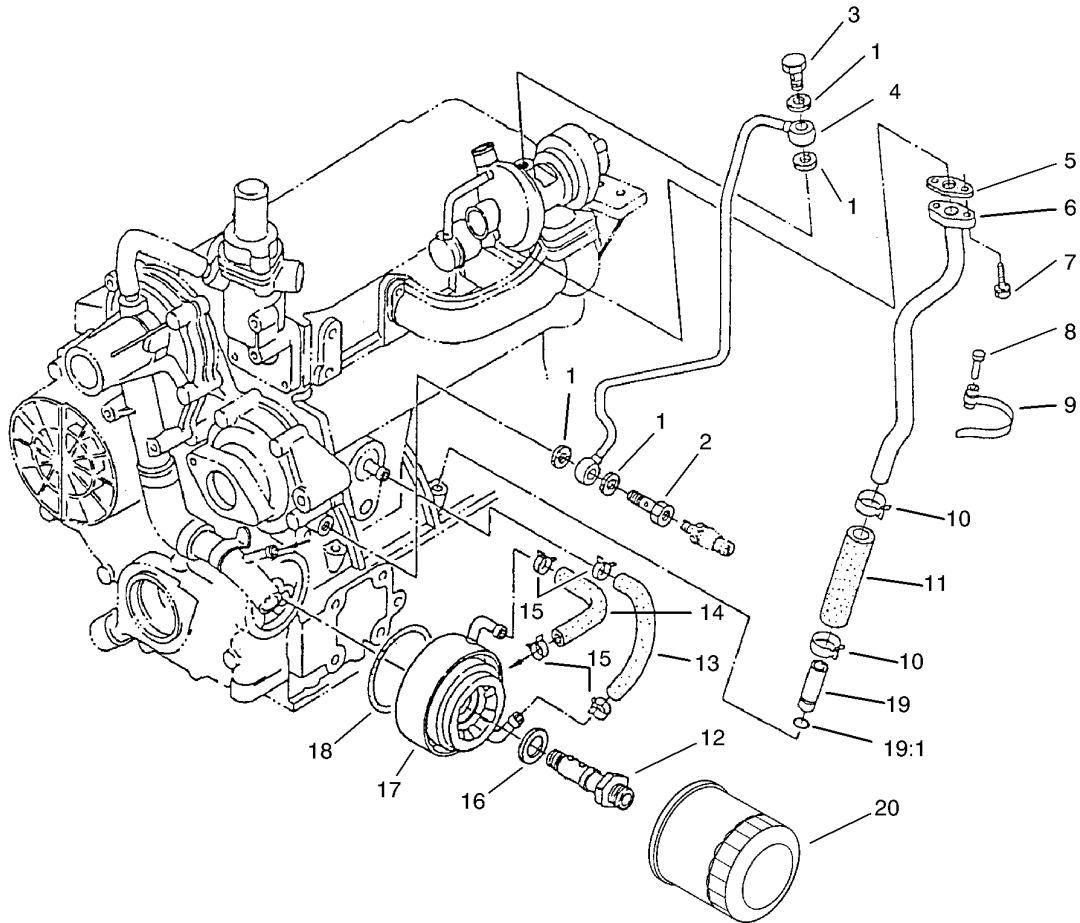
Ref	Part No.	Qty.	Description				
1	99-8344	1	Cylinder Head ASM				
1:1	98-9395	1	Cap-Sealing				
1:2	98-7540	2	Cap-Sealing				
1:3	98-9499	3	Guide-Valve, Inlet				
1:4	98-9500	3	Guide-Valve, Exhaust				
1:5	98-9389	2	Cap-Sealing				
2	98-9479	12	Bolt-Head, Cylinder				
3	98-9613	1	Gasket-Head, Cylinder				
4	98-7509	1	O-Ring				
5	98-9647	2	Bolt-Head, Cylinder				
6	98-9444	1	Plug				
7	98-4547	1	Plate-Mount, Fan				



## Gearcase and Oil Filter Assembly

Ref	Part No.	Qty.	Description
1	98-7572	1	Nut
2	98-9367	1	Washer-Spring
3	98-9363	1	Stud
4	98-9362	2	Stud
5	99-8381	1	Gear Case ASM
5:1	98-9592	5	Screw
5:2	98-9541	1	Cover-Pump, Oil
5:3	98-9540	1	Oil Pump Rotor ASM
5:4	98-9544	1	Spring
5:5	98-9380	1	Ball
5:6	98-9543	1	Seat-Valve
5:7	98-9598	2	Plug
6	98-9633	1	Gasket-Case, Gear
7	98-9372	2	O-Ring
8	98-7547	2	O-Ring
9	98-9356	2	Bolt
10	98-9355	6	Bolt
11	98-9586	1	Bolt
12	98-9482	1	Seal-Oil
13	98-9437	1	Bolt
14	98-7496	3	Bolt
15	98-9684	1	Gasket-Case, Gear
16	98-9641	1	Cover
17	98-7692	2	Bolt

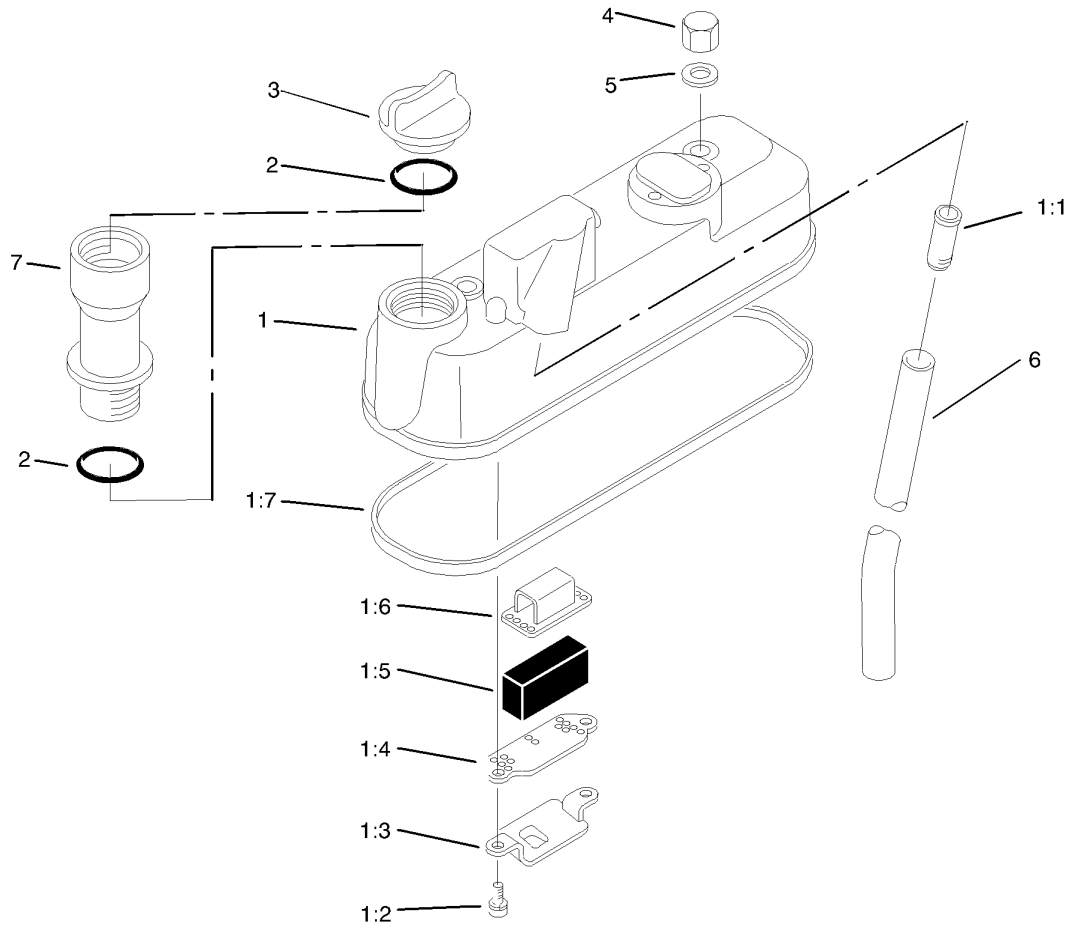
--	--	--	--



### Filter, Oil Cooler and Pipe Assembly

Ref	Part No.	Qty.	Description
1	99-8346	4	Gasket
2	98-9417	1	Bolt-Joint, Eye
3	98-9418	1	Bolt-Joint, Eye
4	98-9419	1	Oil Pipe ASM
5	98-9435	1	Gasket-Oil Return, Turbo
6	98-9461	1	Pipe Line ASM
7	98-7568	2	Bolt
8	98-9591	1	Pin-Band
9	98-9601	1	Clamp-Pipe
10	98-9714	2	Clamp-Hose
11	98-9721	1	Pipe-Oil
12	104-5159	1	Holder ASM
13	98-9724	1	Pipe-Cooler, Oil
14	98-9578	1	Pipe-Return, Water
15	98-9579	4	Band-Pipe
16	98-9727	1	Collar
17	104-5158	1	Oil Cooler ASM
18	98-9729	1	O-Ring
19	99-8383	1	Oil Pipe ASM
19:1	98-9374	1	O-Ring
20	104-5167	1	Filter-Oil

--	--	--	--

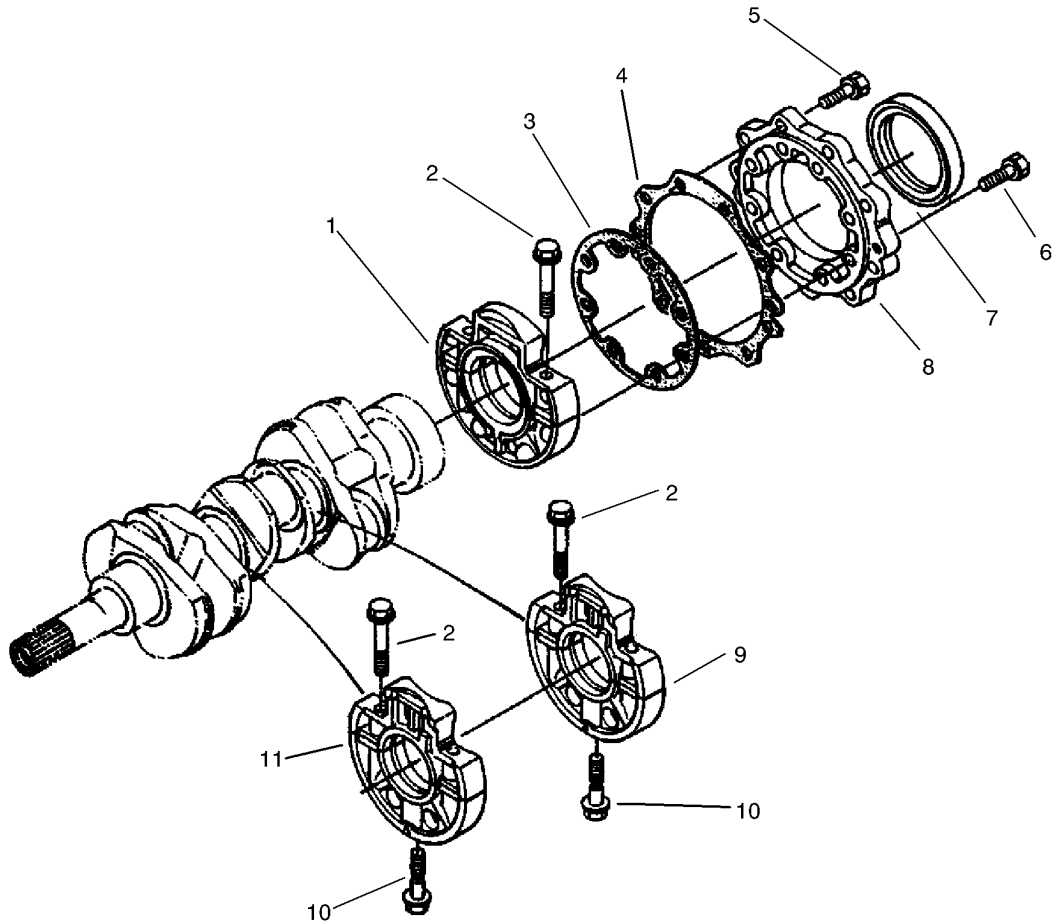


## Head Cover Assembly

Ref	Part No.	Qty.	Description
1	98-9614	1	Cylinder Head Cover ASM
1:1	98-9492	1	Joint-Pipe, Breather
1:2	98-9364	2	Screw-W/washer
1:3	98-9490	1	Shield-Oil, Breather
1:4	98-9488	1	Plate-Element, Breather
1:5	98-9493	1	Element-Breather
1:6	98-9489	1	Plate-Element, Breather
1:7	98-9615	1	Gasket-Cover, Head
2	98-7430	1	O-Ring
3	98-9449	1	Plug-Filler, Oil
4	98-9455	3	Nut-Cap
5	98-9454	3	Gasket
6	98-9491	1	Pipe-Breather
7	99-8349	1	Extension-Fill, Oil

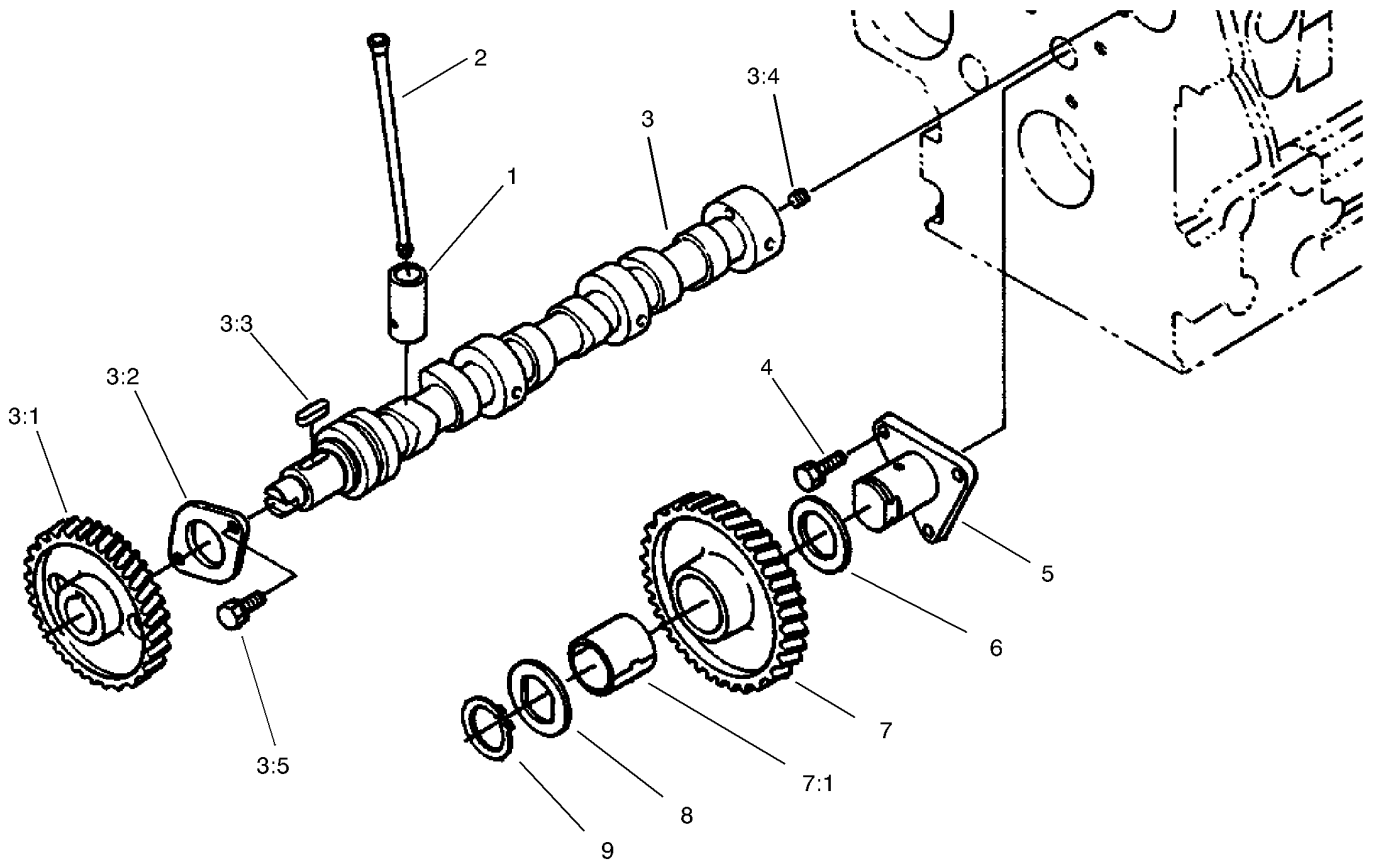
--	--	--	--





## Main Bearing Case Assembly

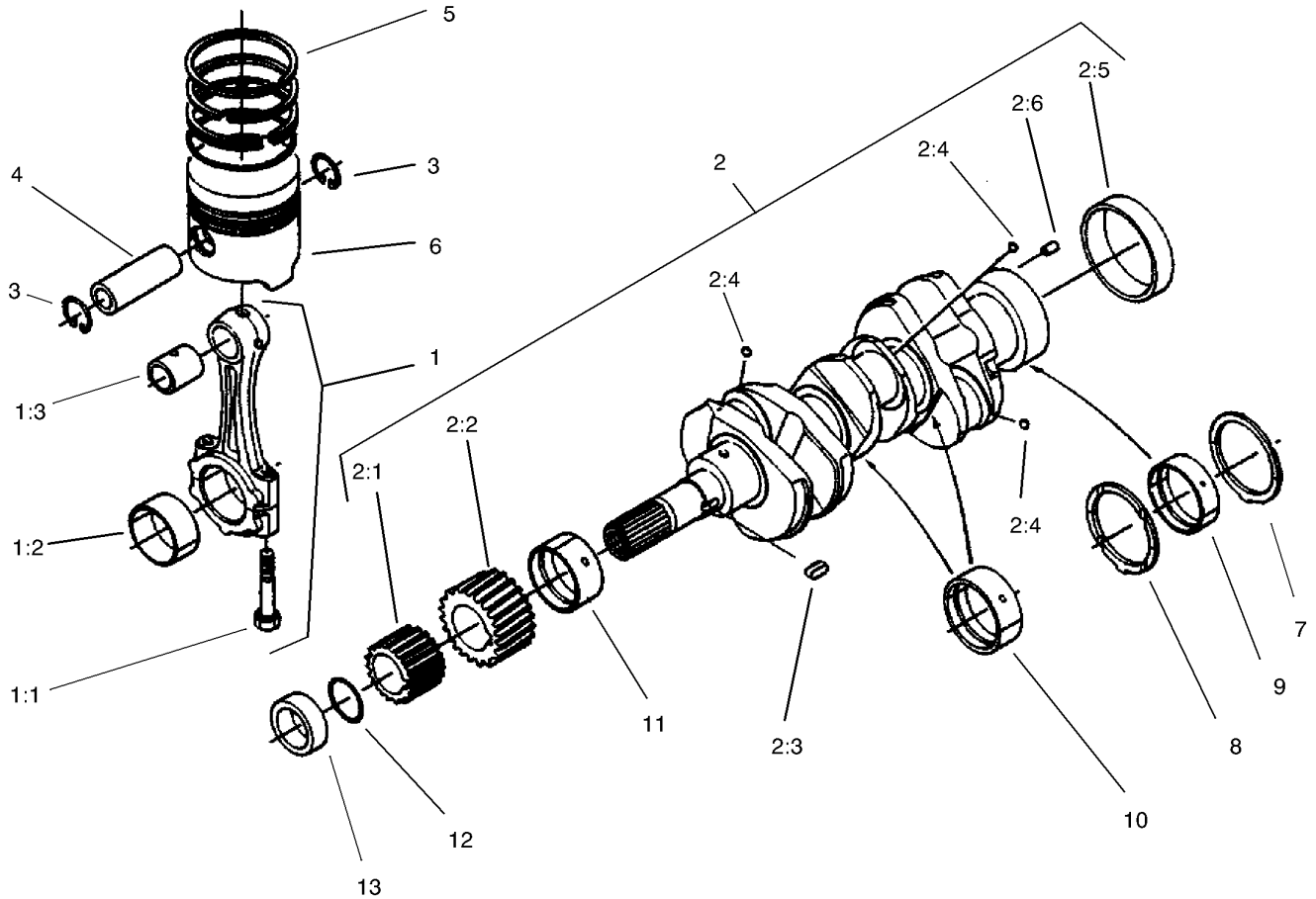
Ref	Part No.	Qty.	Description				
1	98-9480	1	Main Bearing Case ASM				
2	98-9484	6	Bolt-Case, Bearing				
3	98-9634	1	Gasket-Case, Bearing				
4	98-9635	1	Gasket-Cover, Bearing Case				
5	98-7568	9	Bolt				
6	98-9352	8	Bolt				
7	98-9483	1	Seal-Oil				
8	98-9487	1	Cover-Case, Bearing				
9	99-8360	1	Case-Bearing, Main				
10	98-9485	2	Bolt-Case, Bearing				
11	99-8361	1	Case-Bearing, Main				



### Camshaft Assembly

Ref	Part No.	Qty.	Description
1	98-9616	6	Tappet
2	98-9509	6	Rod-Push
3	99-8362	1	Camshaft ASM
3:1	98-9512	1	Gear-Cam
3:2	98-9510	1	Stopper-Camshaft
3:3	98-9378	1	Key-Feather
3:4	98-7449	1	Screw-Set
3:5	98-9351	2	Bolt
4	98-7692	3	Bolt
5	98-9533	1	Shaft-Gear, Idle
6	98-9535	1	Collar-Gear, Idle
7	98-9649	1	Idle Gear ASM
7:1	98-9650	1	Bushing-Gear, Idle
8	98-9536	1	Collar-Gear, Idle
9	98-9534	1	Clip-Circular, Idle Gear

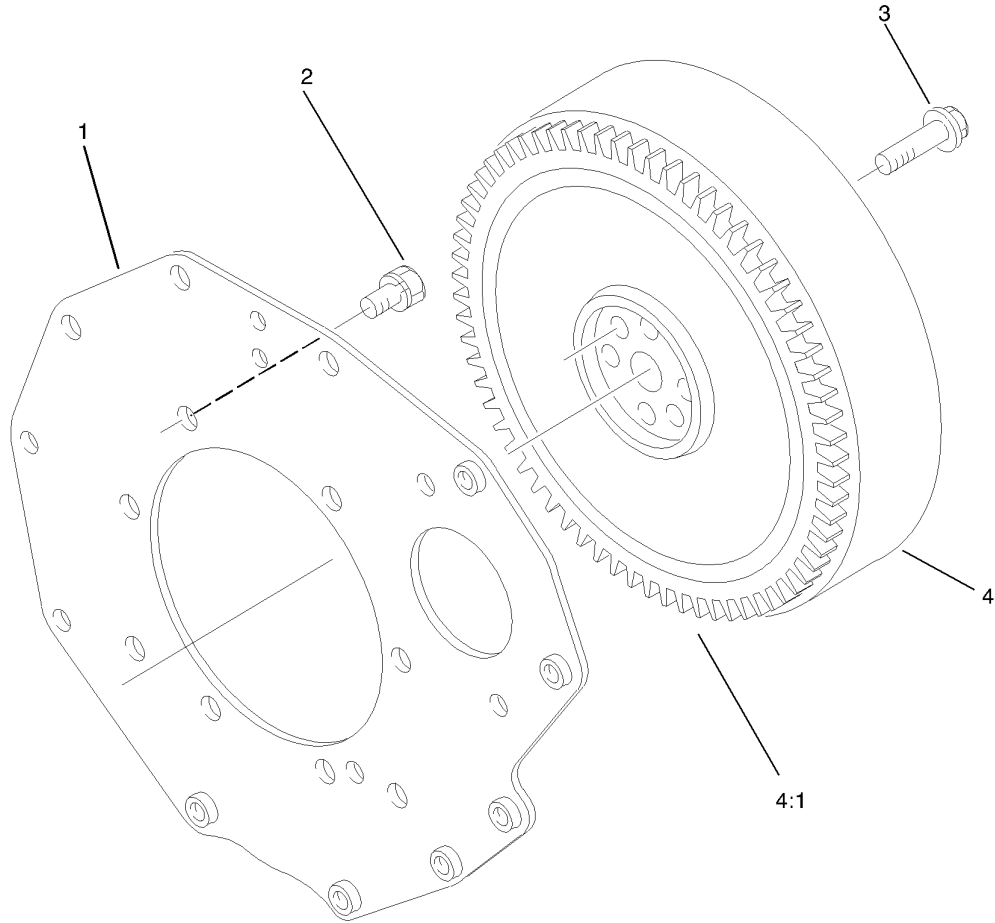
--	--	--	--



## Piston and Crankshaft Assembly

Ref	Part No.	Qty.	Description
1	98-9552	3	Connecting Rod ASM
1:1	98-9517	6	Bolt-Rod, Connecting
1:2	98-9519	3	Bearing-Rod (0.2mm)
1:2	98-9520	3	Bearing-Rod (0.4mm)
1:2	98-9553	3	Bearing-Rod (Std)
1:3	98-9515	3	Bushing-Pin, Piston
2	98-9642	1	Crankshaft ASM
2:1	98-9542	1	Gear-Drive, Oil Pump
2:2	98-9532	1	Gear-Crankshaft
2:3	98-9666	1	Key
2:4	98-7473	3	Ball
2:5	98-9522	1	Sleeve-Crankshaft
2:6	98-9375	1	Pin-Straight
3	98-9514	6	Clip-Circular, Piston Pin
4	98-9513	3	Pin-Piston
5	98-9619	3	Piston Ring ASM (0.5mm)
5	98-9551	3	Piston Ring ASM (Std)
6	98-9550	3	Piston (Std)
6	98-9470	3	Piston (0.5mm)
7	98-9413	2	Bearing-Thrust (Std)
7	98-9414	2	Bearing-Thrust (0.2mm)
7	98-9415	2	Bearing-Thrust (0.4mm)
8	98-9688	2	Bearing-Thrust (Std)
8	98-9689	2	Bearing-Thrust (0.2mm)

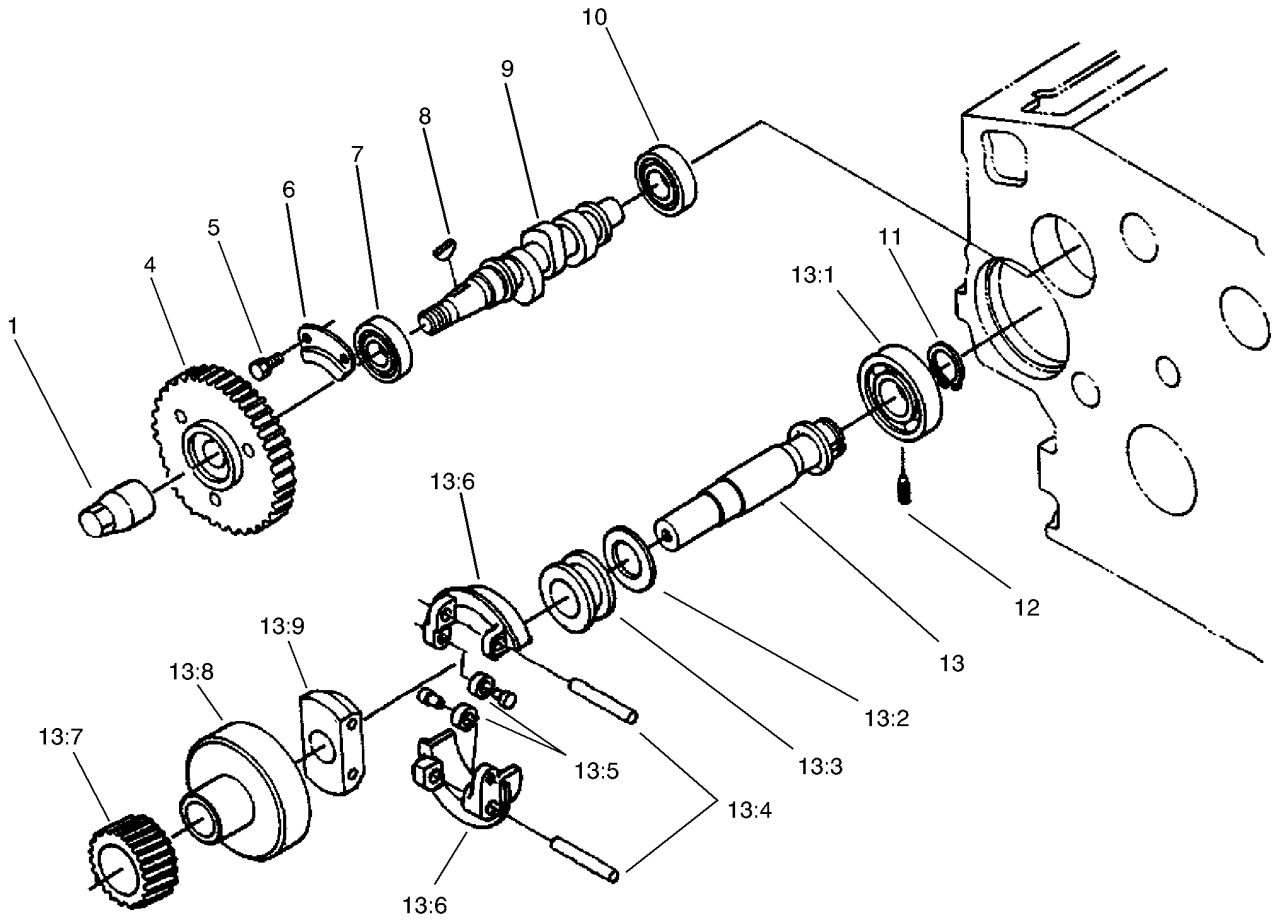
Ref	Part No.	Qty.	Description
8	98-9690	2	Bearing-Thrust (0.4mm)
9	98-9526	1	Bearing-Main (0.2mm)
9	98-9527	1	Bearing-Main (0.4mm)
9	98-9556	1	Bearing-Main (Std)
10	98-9530	2	Bearing-Main (0.2mm)
10	98-9531	2	Bearing-Main (0.4mm)
10	98-9555	2	Bearing-Main (Std)
11	98-9528	1	Bearing-Main (0.2mm)
11	98-9529	1	Bearing-Main (0.4mm)
11	98-9554	1	Bearing-Main (Std)
12	98-9373	1	O-Ring
13	98-9521	1	Collar-Crankshaft



### Flywheel Assembly

Ref	Part No.	Qty.	Description
1	98-9486	1	Plate-End, Rear
2	98-9392	8	Bolt
3	98-9537	6	Bolt-Flywheel
4	98-9691	1	Flywheel ASM
4:1	98-9394	1	Gear-Ring

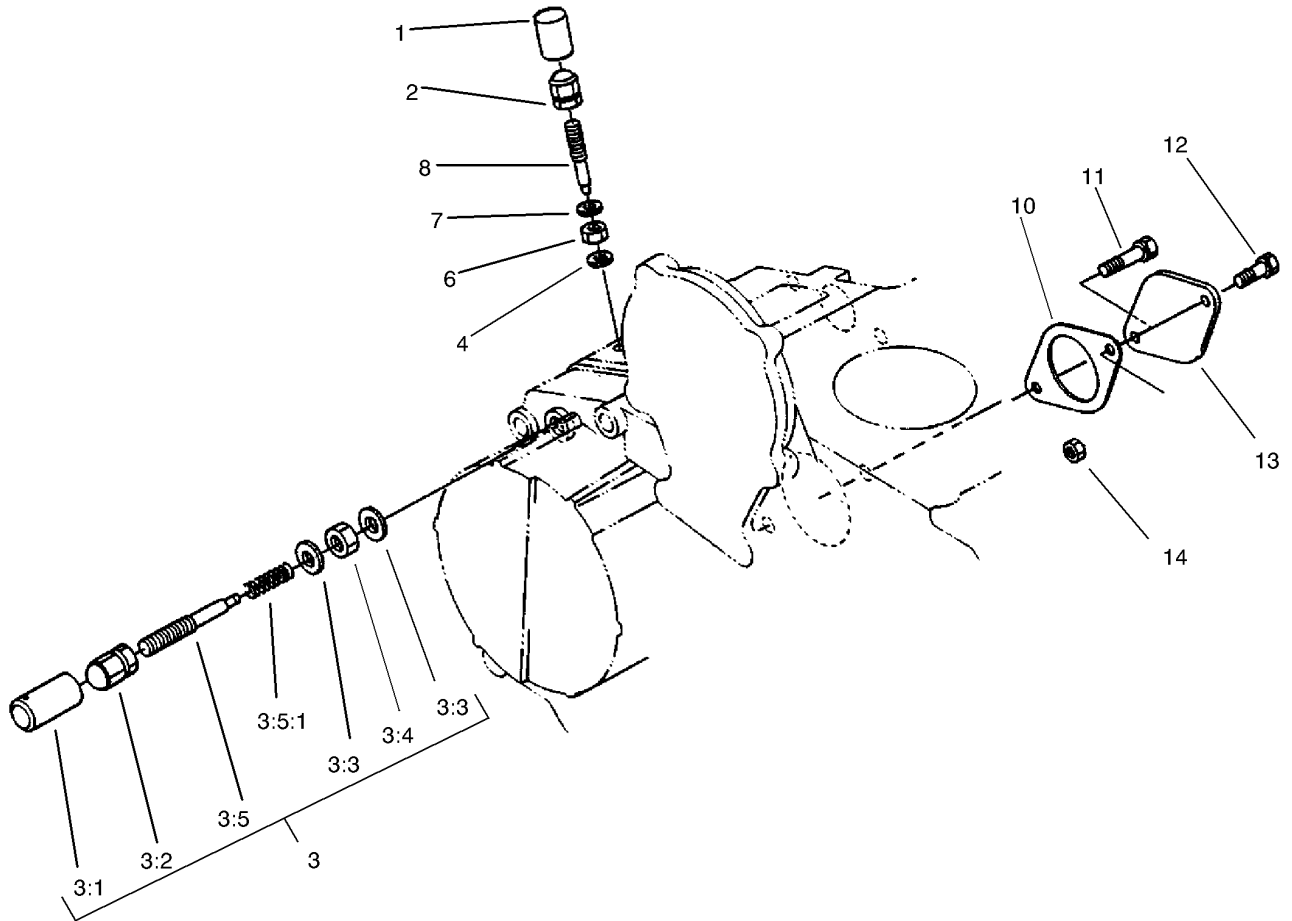
--	--	--	--



### Fuel Camshaft Assembly

Ref	Part No.	Qty.	Description
1	98-9590	1	Nut-Cap
4	98-9669	1	Gear-Pump, Injection
5	98-9350	2	Bolt
6	98-9511	1	Stopper-Fuel, Camshaft
7	98-9383	1	Bearing-Ball
8	98-9595	1	Key-Woodruff
9	98-9459	1	Camshaft-Fuel
10	98-9382	1	Bearing-Ball
11	98-9657	1	Clip-Circular, Governor Shaft
12	98-9565	1	Screw-Set
13	98-9644	1	Governor Shaft ASM
13:1	98-9381	1	Bearing-Ball
13:2	98-9564	1	Washer-Thrust
13:3	98-9563	1	Sleeve-Governor
13:4	98-9560	2	Shaft-Weight, Governor
13:5	98-9692	2	Roller
13:6	98-9559	2	Governor Weight ASM
13:7	98-9673	1	Gear-Governor
13:8	98-9562	1	Holder-Gear, Governor
13:9	98-9561	1	Holder-Weight, Governor

--	--	--	--

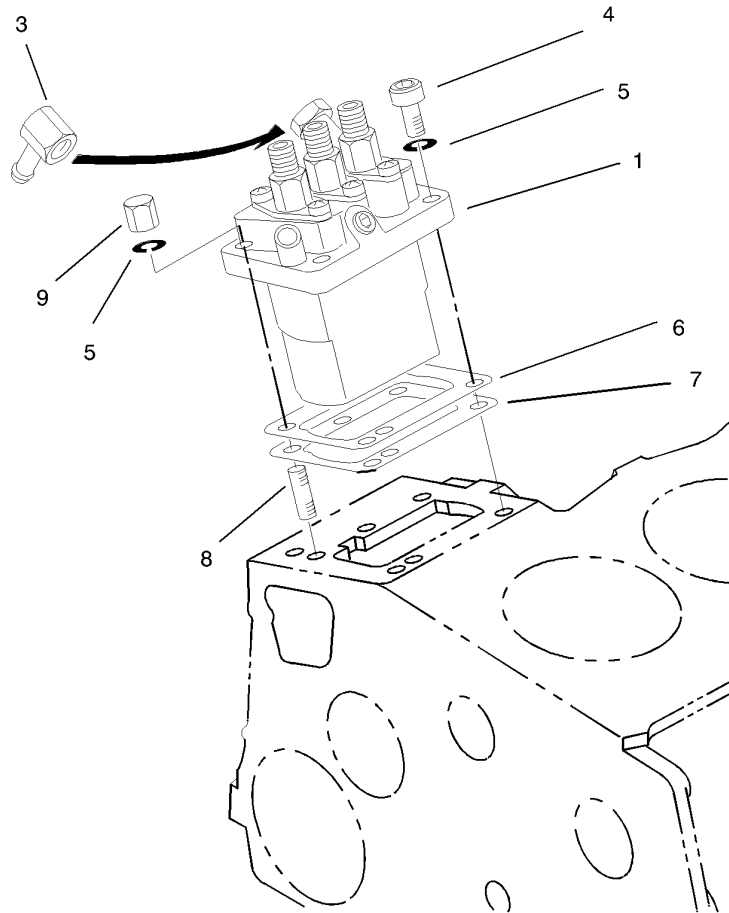


## Engine Stop Lever Assembly

Ref	Part No.	Qty.	Description
1	99-8390	1	Pipe-Lock, Fuel Adj.
2	99-8387	1	Nut-Cap
3	98-9678	1	Idle Apparatus ASM
3:1	98-9558	1	Cap
3:2	98-9441	2	Nut-Cap
3:3	98-7654	2	Gasket
3:4	98-9439	2	Nut
3:5	98-9679	1	Adjusting Bolt ASM
3:5:1		1	Spring
4	99-8389	1	Gasket
6	99-8386	2	Nut
7	99-8388	1	Gasket
8	98-9557	1	Bolt-Adjusting
10	98-9674	1	Packing
11	98-7645	1	Bolt
12	98-9359	1	Bolt
13	98-9640	1	Cover-Pump
14	98-7534	1	Nut

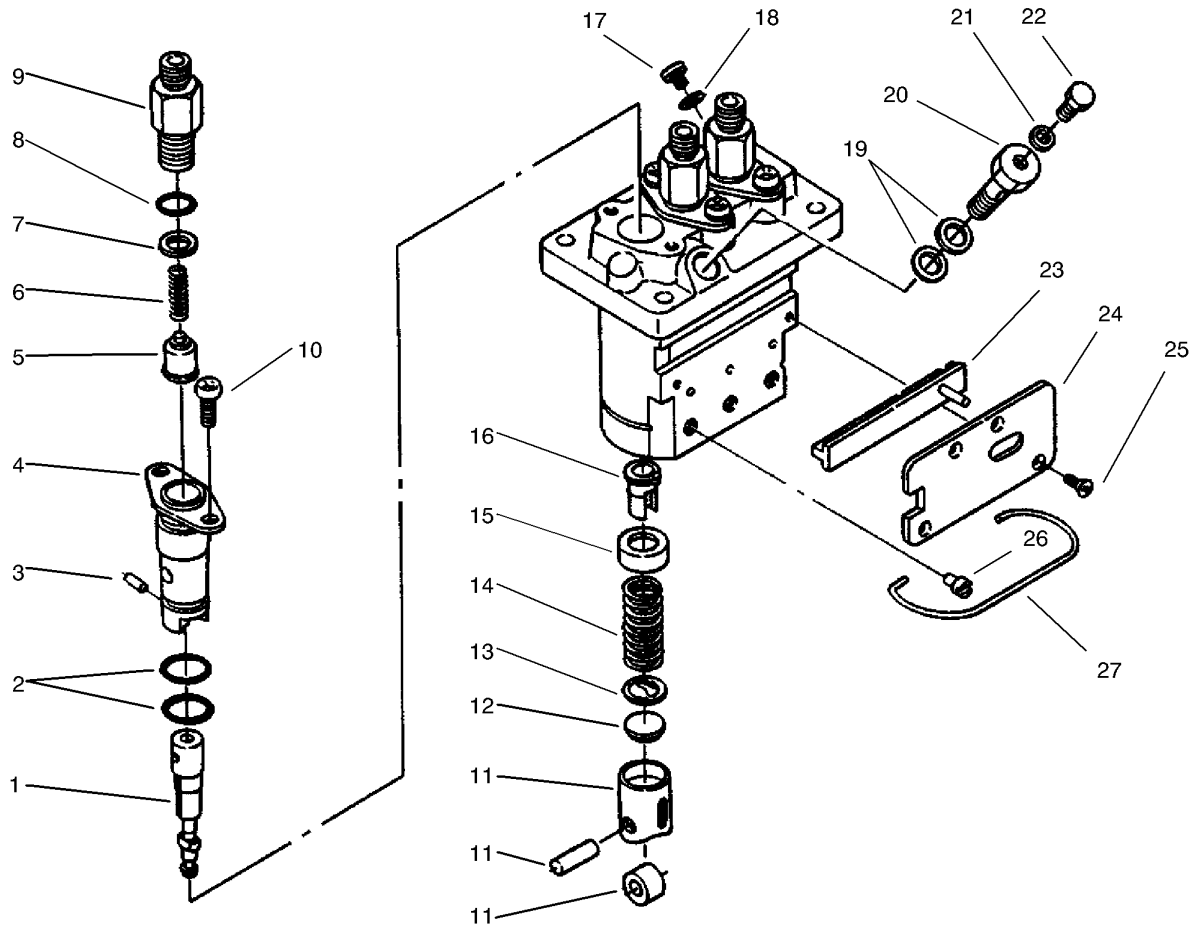
--	--	--	--





### Injection Pump Assembly

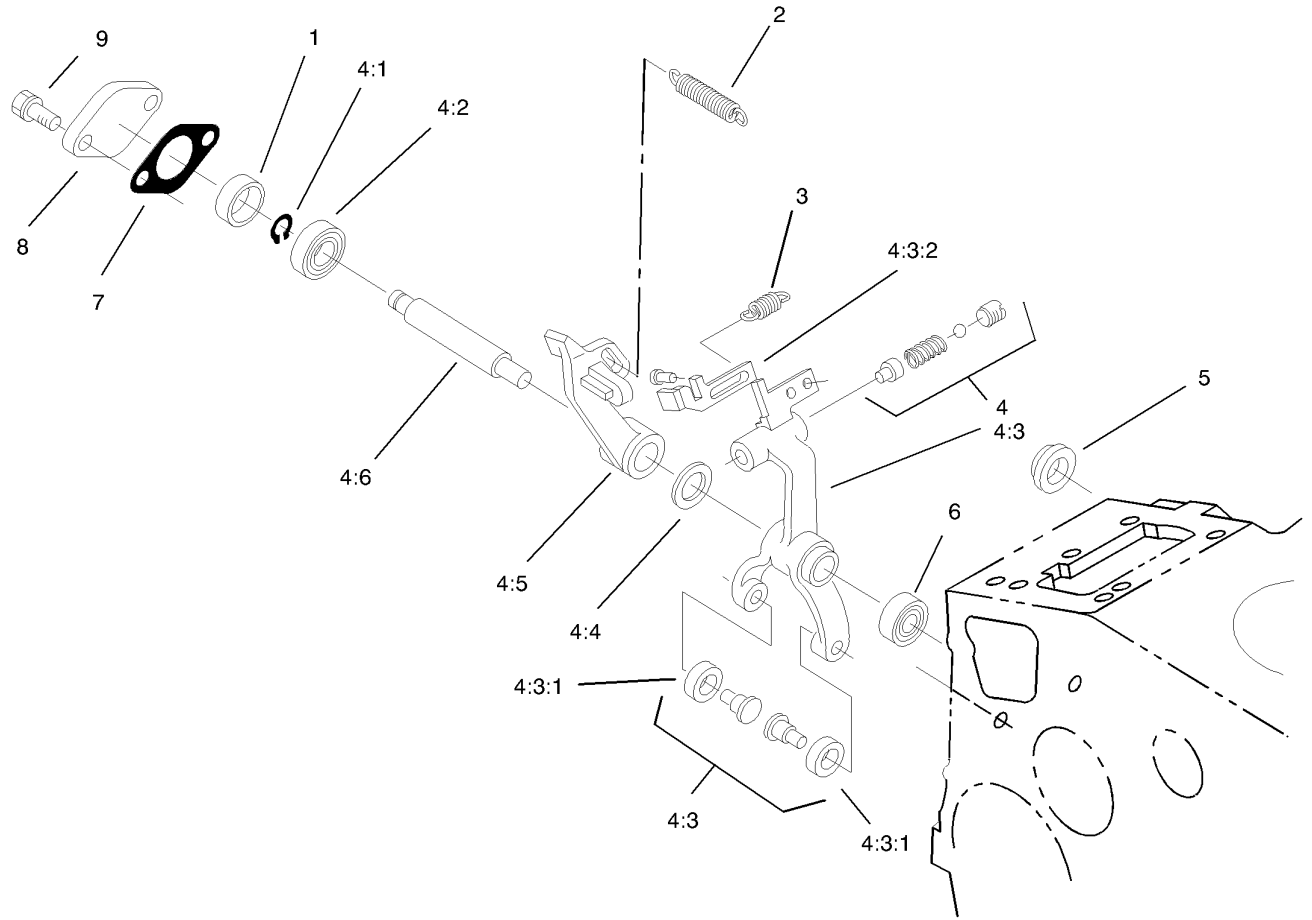
Ref	Part No.	Qty.	Description				
1	98-9643	1	Injection Pump ASM				
3	98-9596	1	Joint-Eye				
4	98-9361	2	Bolt-HSH				
5	98-9367	4	Washer-Spring				
6	98-9456	1	Shim (0.2mm)				
6	98-9457	1	Shim-Injection (0.25mm)				
7	98-9458	1	Shim-Injection (0.30mm)				
8	98-9438	2	Stud				
9	98-9440	2	Nut-Cap				



## Injection Pump Assembly No. 98-9643

Ref	Part No.	Qty.	Description
1	98-9462	3	Element-Pump
2	98-9423	6	O-Ring
3	98-9443	3	Pin-Joint
4	98-9434	3	Flange-Sleeve
5	98-9421	3	Valve-Delivery
6	98-9424	3	Spring-Valve, Delivery
7	98-9425	3	Gasket-Valve, Delivery
8	98-9447	3	O-Ring
9	98-9652	3	Holder-Valve, Delivery
10	98-9452	6	Screw
11	98-9422	3	Tappet ASM
12	98-9433	3	Shim
13	98-9429	3	Seat-Spring, Lower
14	98-9428	3	Spring-Plunger
15	98-9427	3	Seat-Spring, Upper
16	98-9432	3	Sleeve-Control
17	98-9466	1	Plug
18	98-9451	1	Gasket
19	98-9445	1	Gasket
20	98-9464	1	Bolt-Joint
21	98-9446	1	Gasket
22	98-9430	1	Screw
23	98-9463	1	Control-Rack
24	98-9465	1	Plate

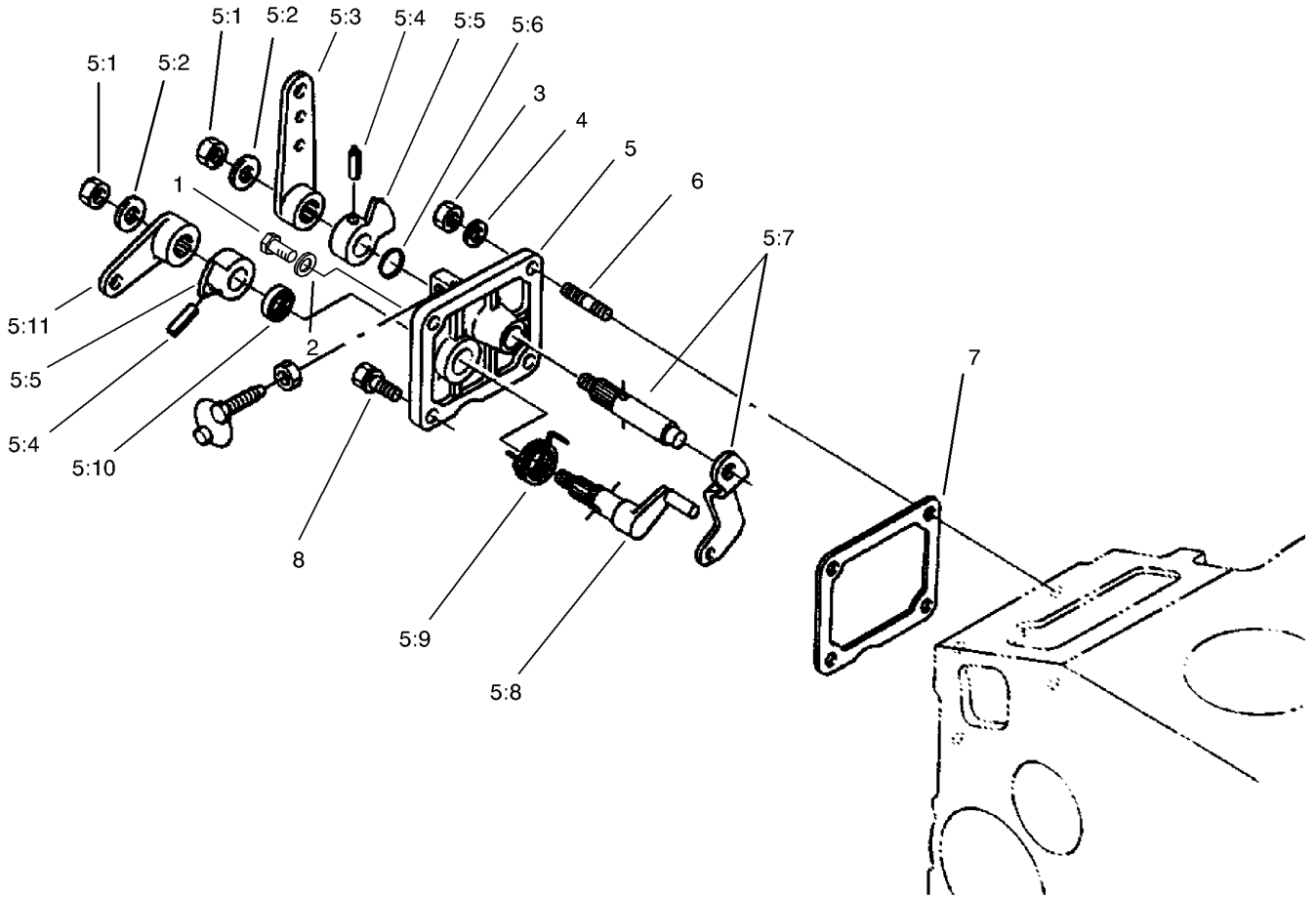
Ref	Part No.	Qty.	Description
25	98-9442	4	Screw
26	98-9426	3	Pin-Guide, Tappet
27	98-9450	1	Pin-Clamp



## Governor Assembly

Ref	Part No.	Qty.	Description
1	98-9567	1	Collar
2	98-9681	1	Spring-Governor
3	98-9645	1	Spring-Start
4	98-9680	1	Fork Lever ASM
4:1	98-9369	1	Clip-Circular, External
4:2	98-9570	1	Bearing-Miniaturize
4:3	99-8380	1	Fork Lever ASM
4:3:1	98-9692	2	Roller
4:3:2	98-9660	1	Lever-Thrust
4:4	98-9593	1	Washer-Plain
4:5	98-9659	1	Lever-Fork
4:6	98-9566	1	Shaft-Lever, Fork
5	98-9568	1	Collar
6	98-9571	1	Bearing-Miniaturize
7	98-9682	1	Gasket
8	98-9569	1	Cover-Shaft, Fork Lever
9	98-9351	2	Bolt

--	--	--	--

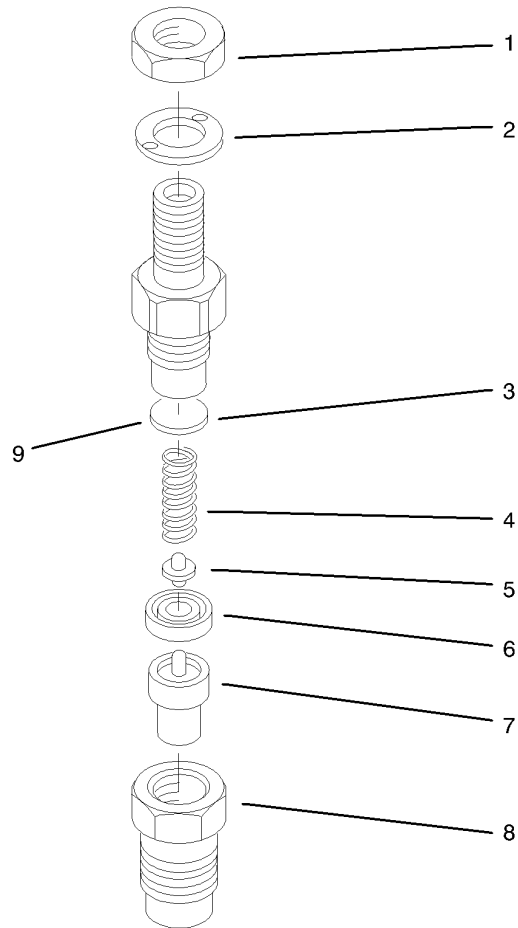


### Speed Control Plate Assembly

Ref	Part No.	Qty.	Description
1	99-8348	1	Bolt
2	98-7654	1	Gasket
3	98-7572	2	Nut
4	98-9367	2	Washer-Spring
5	98-9661	1	Control Plate ASM
5:1	98-9589	2	Nut
5:2	98-9594	2	Washer-Plain
5:3	98-9662	1	Lever-Control, Speed
5:4	98-7602	2	Pin-Spring
5:5	98-9572	2	Lever-Control, Speed
5:6	98-9371	1	O-Ring
5:7	98-9658	1	Governor Lever ASM
5:8	98-9664	1	Shaft-Lever, Stop
5:9	98-9472	1	Spring-Return
5:10	98-7601	1	Seal-Oil
5:11	98-9663	1	Lever-Stop, Engine
6	98-9362	2	Stud
7	98-9637	1	Gasket
8	98-7692	1	Bolt

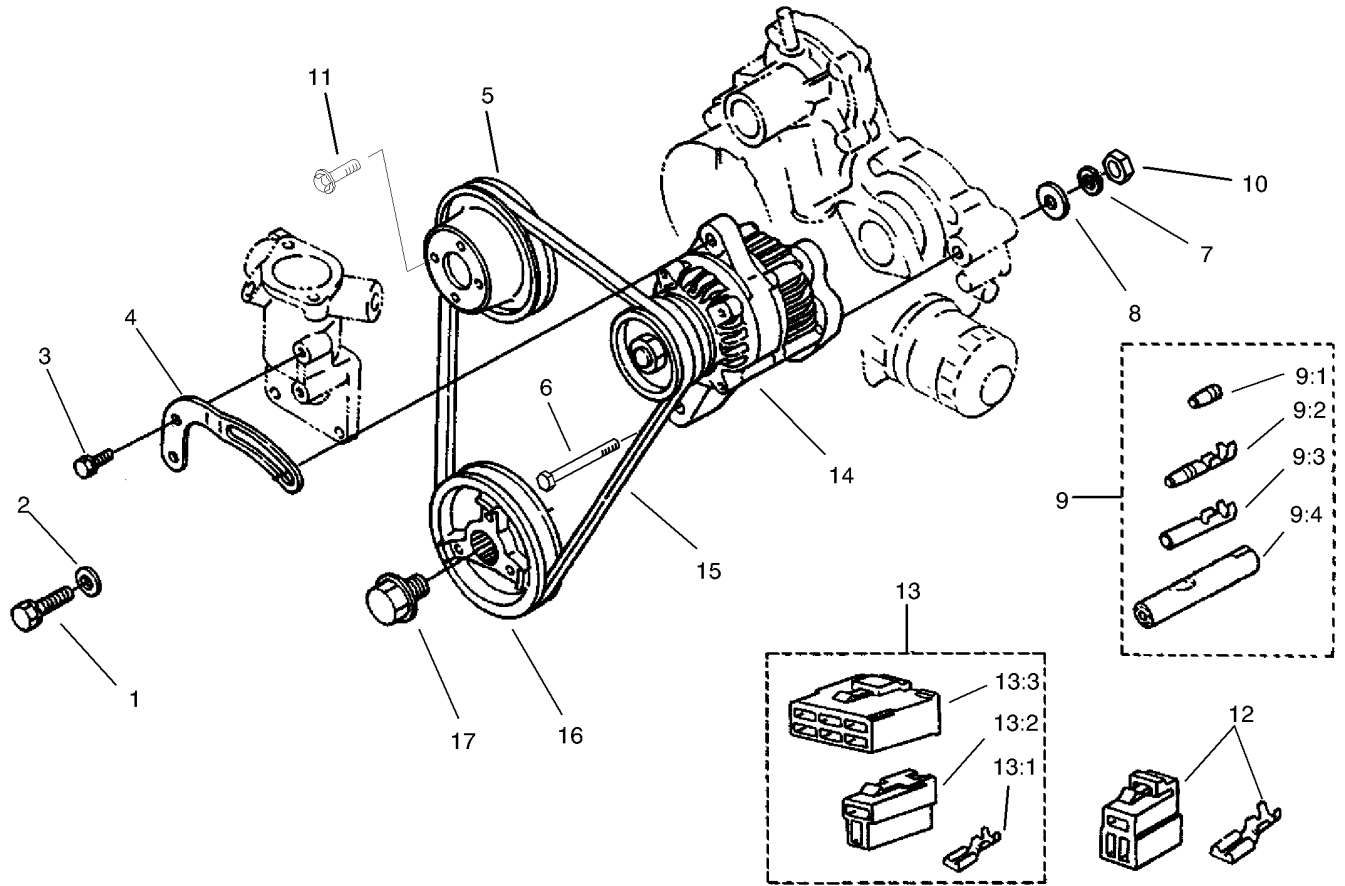
--	--	--	--





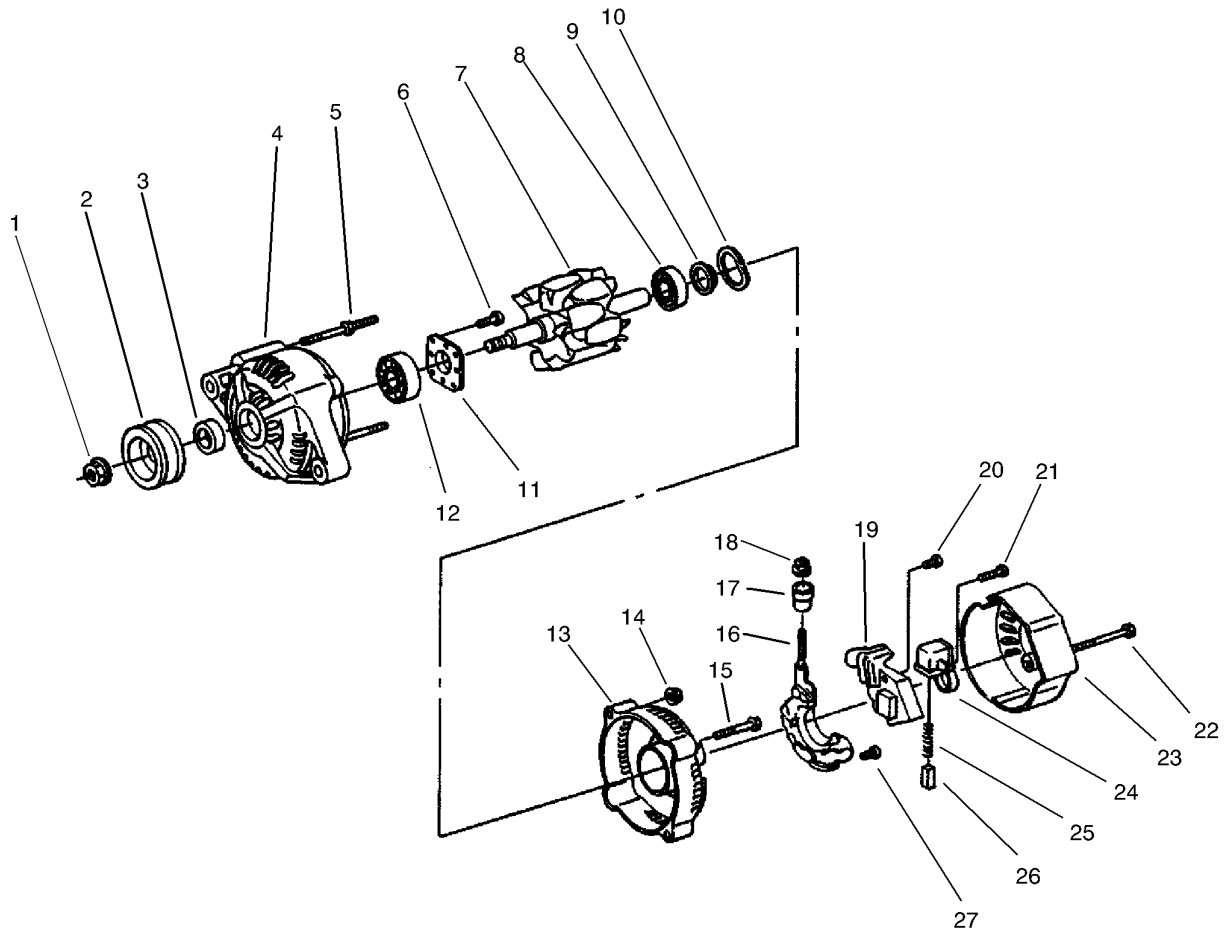
## Nozzle Holder Assembly 98-9468

Ref	Part No.	Qty.	Description				
1	99-8301	3	Nut				
2	99-8307	3	Washer-Plain				
3	99-8302	3	Washer-Adjusting				
4	99-8303	3	Spring-Nozzle				
5	99-8305	3	Rod-Push				
6	99-8304	3	Spacer-Distance				
7	99-8308	3	Piece-Nozzle				
8	99-8306	3	Nut-Nozzle				
9	99-8317	3	Washer-Adjust (0.56mm)				
9	99-8318	3	Washer-Adjust (0.58mm)				
9	99-8319	3	Washer-Adjust (0.80mm)				
9	99-8311	3	Washer-Adjust (0.20mm)				
9	99-8310	3	Washer-Adjust (0.10mm)				
9	99-8309	3	Adjusting Washer ASM				
9	99-8316	3	Washer-Adjust (0.54mm)				
9	99-8315	3	Washer-Adjust (0.52mm)				
9	99-8314	3	Washer-Adjust (0.50mm)				
9	99-8313	3	Washer-Adjust (0.40mm)				
9	99-8312	3	Washer-Adjust (0.30mm)				



## Alternator and Pulley Assembly

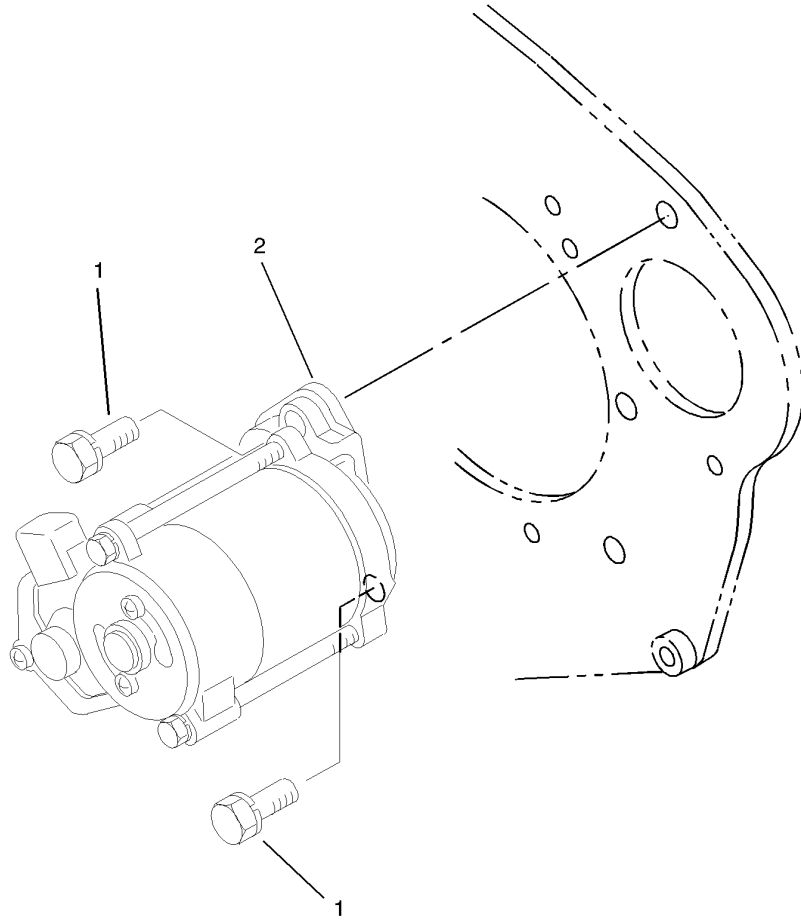
Ref	Part No.	Qty.	Description
1	98-7697	1	Bolt
2	98-7698	1	Washer-Plain
3	98-7692	1	Bolt
4	98-9573	1	Stay-Dynamo
5	98-9584	1	Pulley-Fan
6	98-9360	1	Bolt
7	98-9368	1	Washer-Spring
8	98-9366	1	Washer-Plain
9	98-9700	1	Terminal ASM
9:1	98-9701	1	Terminal
9:2	98-9702	1	Sleeve
9:3	98-9703	1	Terminal
9:4	98-9704	1	Sleeve
10	98-7737	1	Nut
11	99-8363	4	Bolt-Flange
12	98-9602	1	Lock Coupler ASM
13	98-9696	1	Coupler ASM
13:1	98-9699	7	Terminal
13:2	98-9698	1	Connector
13:3	98-9697	1	Connector
14	98-9474	1	Alternator ASM
15	98-9676	1	V-Belt
16	104-1247	1	Pulley-Fan Drive
17	98-9585	1	Bolt

## Alternator Assembly No. 98-9474

Ref	Part No.	Qty.	Description
1	98-7708	1	Nut
2	98-9453	1	Pulley-Dynamo
3	98-7709	1	Collar
4	98-7714	1	Frame-End, Drive
5	98-7717	2	Bolt-Through
6	98-7716	4	Screw-Head, Round
7	98-7710	1	Rotor
8	98-7712	1	Bearing-Ball
9	98-7711	1	Cover-Bearing
10	98-7713	1	Washer-Thrust
11	98-7715	1	Plate-Retainer
12	98-7718	1	Bearing-Ball
13	98-7719	1	Frame-End
14	98-7730	2	Nut
15	98-7731	2	Bolt
16	98-7721	1	Rectifier ASM
17	98-7722	1	Bushing-Insulation
18	98-7732	1	Nut
19	98-7733	1	Regulator ASM
20	98-7726	2	Screw-Head, Round
21	98-7728	1	Screw-Head, Round
22	98-7729	3	Bolt
23	98-7720	1	Cover-End
24	98-7723	1	Holder-Brush

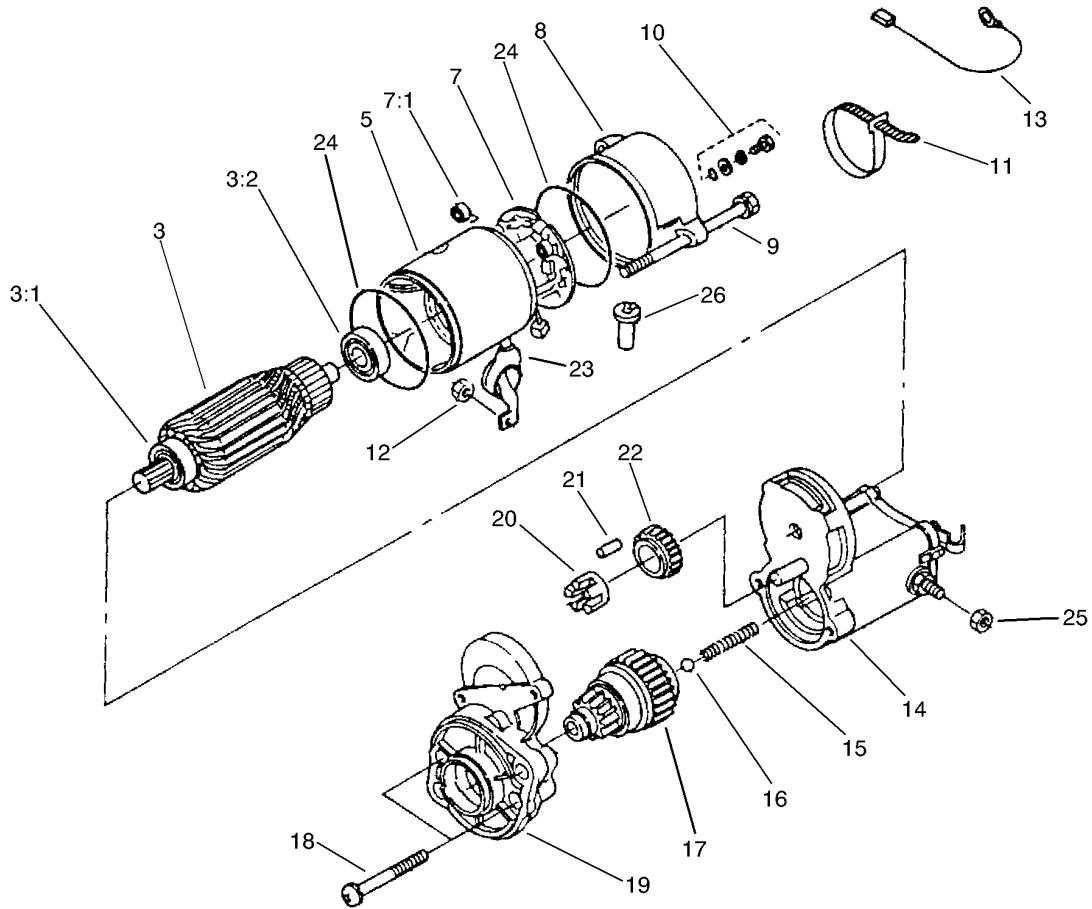
Ref	Part No.	Qty.	Description
25	98-7725	2	Spring-Brush
26	98-7724	2	Brush
27	98-7727	6	Screw-Head, Round



### Starter Mount Assembly

Ref	Part No.	Qty.	Description
1	98-7697	2	Bolt
2	98-9705	1	Starter ASM

--	--	--	--

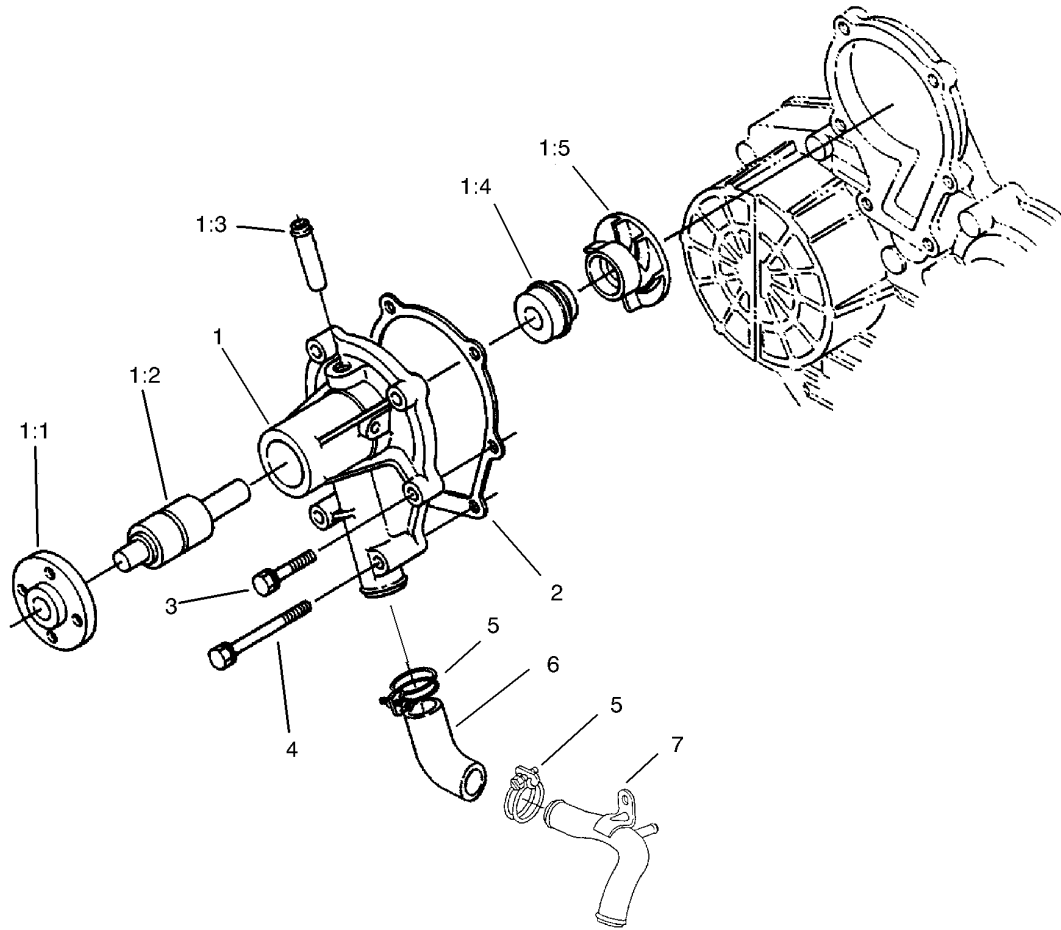


### Starter Assembly No. 98-9705

Ref	Part No.	Qty.	Description
3	98-7742	1	Armature ASM
3:1	98-7743	1	Bearing
3:2	98-7744	1	Bearing
5	98-7741	1	Yoke ASM
7	98-7749	1	Brush Holder ASM
7:1	98-7750	4	Spring-Brush
8	99-8370	1	Frame-End
9	98-9549	2	Bolt
10	98-7758	2	Bolt ASM
11	98-9712	1	Band-Cover
12	99-8371	1	Nut-Hex
13	98-9711	1	Cord-Solenoid, Stop
14	99-8372	1	Magnetic Switch ASM
15	98-7754	1	Spring
16	98-7755	1	Ball
17	99-8373	1	Clutch-Running, Over
18	98-7756	2	Bolt
19	99-8374	1	Frame-End, Drive
20	98-7752	1	Retainer
21	98-7753	5	Roller
22	98-7751	1	Gear
23	99-8375	1	Cover
24	98-7757	2	O-Ring
25	99-8376	1	Nut-Hex

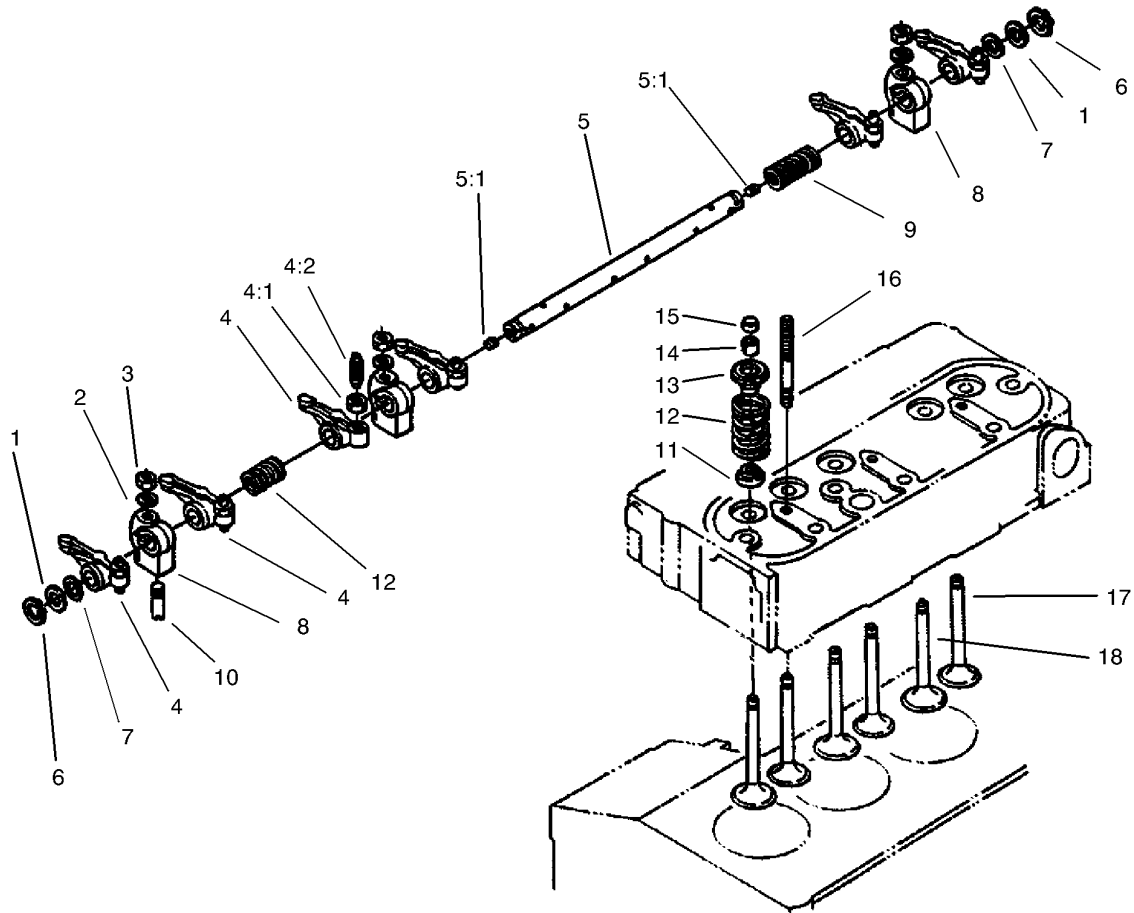
Ref	Part No.	Qty.	Description
26	98-7759	1	Pipe-Drain





## Water Pump Assembly

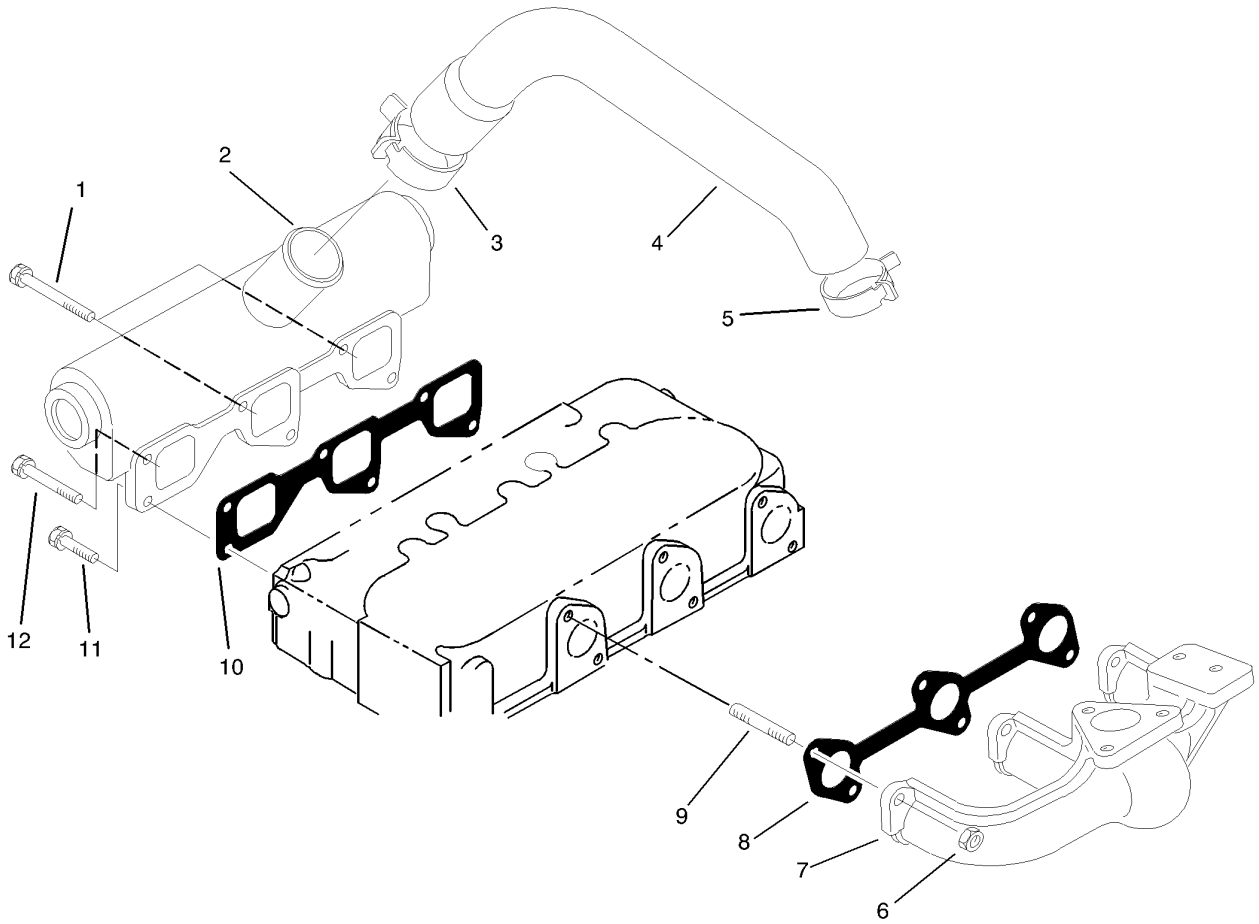
Ref	Part No.	Qty.	Description	
1	98-9575	1	Water Pump ASM	
1:1	98-9582	1	Flange-Pump, Water	
1:2	98-9583	1	Bearing	
1:3	98-9577	1	Pipe-Return, Water	
1:4	98-9576	1	Mechanical Seal ASM	
1:5	98-9581	1	Impeller-Pump, Water	
2	98-9632	1	Gasket-Pump, Water	
3	98-9353	1	Bolt	
4	98-9357	4	Bolt	
5	98-9717	2	Clamp	
6	98-9574	1	Pipe-Water	
7	99-8379	1	Pipe-Water	



## Valve and Rocker Arm Assembly

Ref	Part No.	Qty.	Description
1	98-9508	2	Washer-Shaft, R-Arm
2	98-9385	3	Washer-Flat
3	98-9393	3	Nut
4	98-9501	6	Rocker Arm ASM
4:1	98-9503	6	Nut
4:2	98-9502	6	Screw-Adjusting
5	98-9612	1	R-Arm Shaft ASM
5:1	98-9365	2	Screw-Set
6	98-9370	2	Clip-Circular, External
7	98-9507	2	Washer-Shaft, R-Arm
8	98-9505	3	Bracket-Arm, Rocker
9	98-9504	2	Spring-Arm, Rocker
10	98-9391	1	Screw-Set, Rocker Arm
11	98-9496	6	Seat-Stem, Valve
12	98-9626	6	Spring-Valve
13	98-9498	6	Retainer-Valve
14	98-9390	6	Collet-Set, Valve Spring
15	98-9497	6	Cap-Valve
16	98-9506	3	Stud
17	98-9625	3	Valve-Exhaust
18	98-9494	3	Valve-Inlet

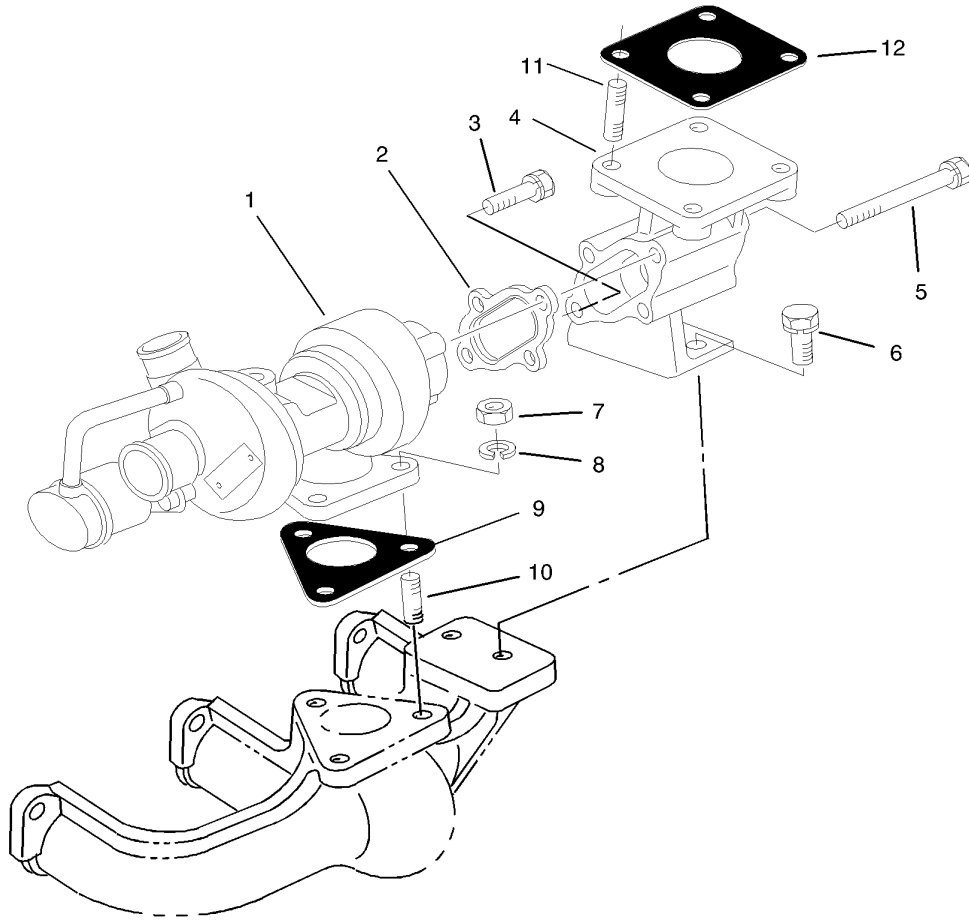
--	--	--	--



## Exhaust Manifold and Gasket Assembly

Ref	Part No.	Qty.	Description
1	99-8320	2	Bolt
2	99-8321	1	Manifold-Inlet
3	99-8322	1	Band-Pipe
4	99-8323	1	Hose-Inlet
5	99-8324	1	Band-Pipe
6	98-9665	6	Nut
7	99-8326	1	Manifold-Exhaust
8	99-8327	1	Gasket-Manifold, Exhaust
9	98-9588	6	Stud
10	99-8329	1	Gasket-Manifold, Intake
11	98-7568	3	Bolt
12	98-7496	1	Bolt

--	--	--	--



### Turbo Charger Assembly

Ref	Part No.	Qty.	Description
1	99-8332	1	Turbo Charger ASM
2	99-8333	1	Gasket
3	99-8334	1	Bolt
4	99-8335	1	Flange-Muffler
5	99-8336	3	Bolt
6	98-7610	2	Bolt
7	98-7534	3	Nut
8	99-8339	3	Washer-Spring
9	99-8340	1	Gasket
10	99-8341	3	Stud
11	99-8342	4	Stud
12	99-8343	1	Gasket-Muffler

--	--	--	--

## NOTES

## NOTES

## NOTES

