



Reelmaster[®] 5400-D 2-Wheel Drive

Model No. 03543 - 240000501 and up.

Parts Catalog

Ordering Replacement Parts

To order replacement parts, please supply the part number, the quantity, and the description of each part desired.

Understanding Reference Numbers

Each Identified part in an illustration has a reference number. The reference number for a part also appears in the parts list, along with other information about the part.

This catalog uses two special reference number formats, one to indicate parts in a service assembly and another to indicate the quantity of a given part in an illustration.

Service Assembly Reference Numbers

Parts in service assemblies have reference numbers in the form a:b. The a represents the reference number of the entire service assembly and the b represents a sequential number unique to each part within the service assembly.

For example, a wheel assembly might be identified by reference number 6, the tire by 6:1, the valve by 6:2, and the wheel by 6:3. When you order the assembly identified by reference number 6, you receive all parts identified by reference numbers 6:1, 6:2, and 6:3. However, you may also order any part individually. Reference numbers of this type appear in illustrations and in part lists.

Reference Numbers Indicating Quantity

In an illustration, if a reference number indicates more than one part, the reference number has the form nX y. The n represents the quantity of the part, the X is the multiplication symbol, and the y represents the reference number.

For example, in an illustration, the reference number 2X 37 means that two of the parts identified by reference number 37 are indicated.

Contents

Description	Page	Description	Page
Frame and Body Assembly 4	Front Lift Arm Assembly 47
Frame Assembly No. 107-1840 5	Rear Lift Circuit Assembly 48
Steering Tower Assembly 6	Rear Axle Support Assembly 49
Power Steering Unit No. 75-0600 7	Rear Lift Arm Assembly 50
Traction and Brake Pedals Assembly 8	Rear Axle Assembly 51
Seat Frame and Throttle Assembly 9	2 Wheel Drive Axle Assembly 52
Seat and Suspension Assembly 10	Hydraulic Cylinder Assembly No. 75-1200 53
Seat Suspension Assembly No. 76-1970 11	Crankcase Assembly 54
Suspension Assembly No. 106-8085 12	Oil Pan Assembly 55
Control Console Assembly 13	Cylinder Head Assembly 56
Hydraulic Filter and Reservoir Assembly 15	Gear Case Assembly 57
Fuel Tank Assembly 17	Head Cover Assembly 58
Front Axle Assembly 18	Dipstick and Guide Assembly 59
Drive Axle Assembly No. 108-0640-03 19	Main Bearing Case Assembly 60
Brake Assembly 21	Camshaft And Idle Gear Shaft Assembly 61
Transmission Assembly No. 75-0012 22	Piston and Crankshaft Assembly 62
Traction Control Assembly 24	Flywheel Assembly 63
Transmission Assembly 25	Idle Apparatus Assembly 64
Gear Pump Installation Assembly 26	Fuel Camshaft and Governor Shaft Assembly 65
Gear Pump Assembly No. 107-2380 27	Injection Pump Assembly 66
Engine Installation Assembly 28	Governor Assembly 67
Engine Components Assembly 29	Speed Control Plate Assembly 68
Muffler and Pump Drive Assembly 30	Nozzle Holder (Component Parts) Assembly 69
Fan Drive Assembly 31	Nozzle Holder and Glow Plug Assembly 70
Air Cleaner Assembly No. 98-4517 32	Alternator (Component Parts) Assembly 71
Water/Fuel Filter Assembly No. 98-9305 33	Alternator and Pulley Assembly 72
Radiator Assembly 34	Starter (Component Parts) Assembly 73
Hood Assembly 35	Starter Assembly 74
Oil Cooler/Radiator Assembly 36	Water Flange and Thermostat Assembly 75
Hydraulic Control Block and Hoses Assembly 37	Water Pump Assembly 76
Front Hydraulic Manifold Assembly 38	Valve and Rocker Arm Assembly 77
Hydraulic Manifold Assembly No. 98-4579 39	Inlet and Exhaust Manifold Assembly 78
Rear Hydraulic Manifold Assembly 40	Turbo Charger Assembly 79
Hydraulic Motor Assembly No. 100-6426 41	Fuel Filter and Pump, Muffler Gasket and Operator Manual 80
Reel Motors Assembly 42	Turbo Charger Oil Pipe Assembly 81
Hydraulic Cylinder Assembly No. 93-9310 43	Gasket Kit 82
Front Lift Circuit Assembly 44		
Hydraulic Cylinder Assembly No. 99-6986 45		
Hydraulic Cylinder Assembly No. 93-9311 46		

Part Description Abbreviations

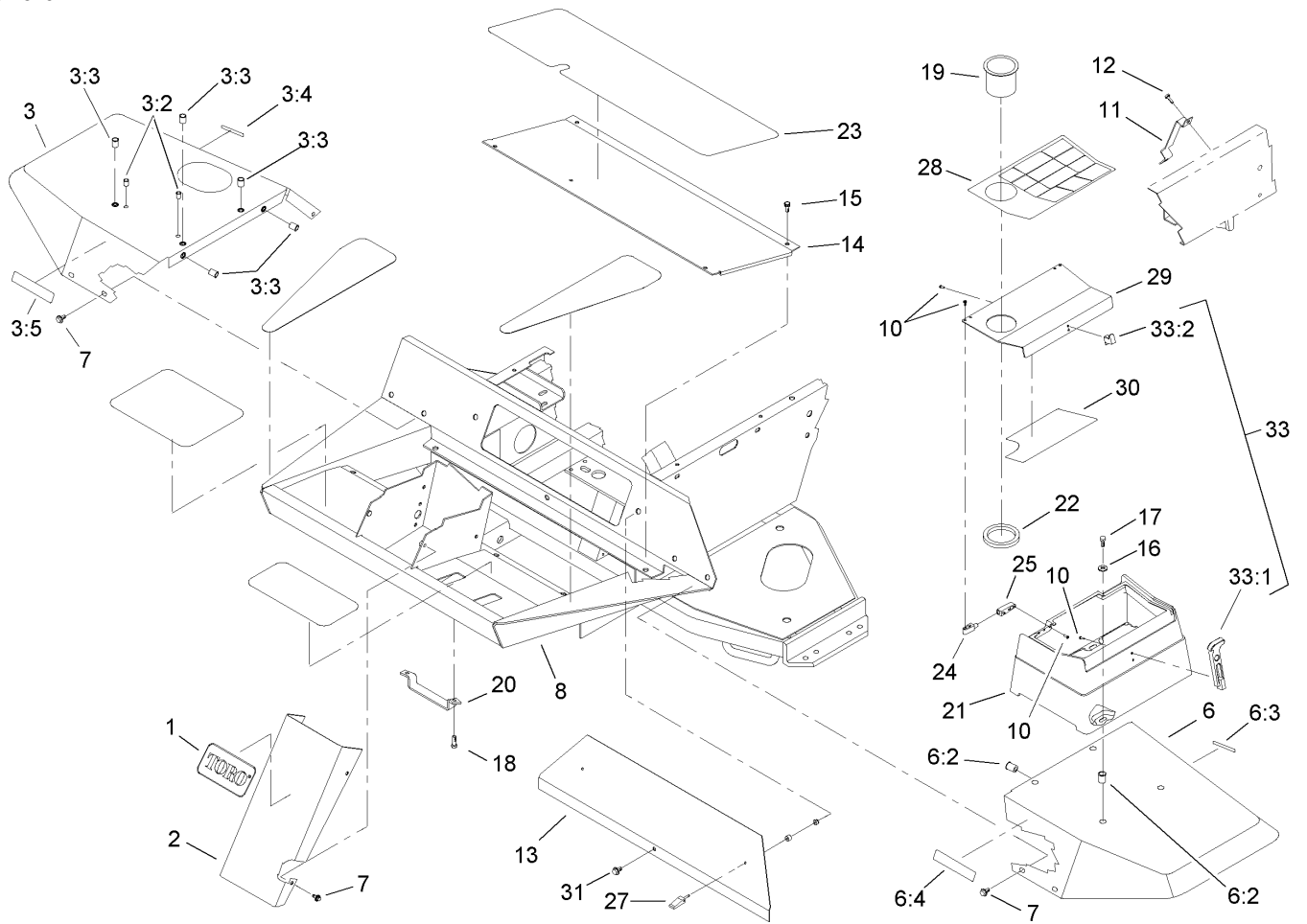
Part descriptions in this catalog may include the following abbreviations.

AR.	as required	INC.	incorporated
ASM.	assembly	LH.	left hand
CARR.	carriage	NI.	nylon insert
DEG.	degrees	PPH.	phillips pan head
FH.	flat head	PTH.	phillips truss head
GA.	gauge	PTO.	power take off
HF.	hex flange	RH.	right hand
HH.	hex head	SFH.	slotted fillister head
HHF.	hex head flange	SHH.	slotted hex head
HHFTF.	hex head flange thread forming	SHWH.	slotted hex washer head
HJ.	hex jam	SPH.	slotted pan head
HLH.	hex lag head	SQH.	square head
HOC.	height-of-cut	SRH.	slotted round head
HS.	hex	STD.	standard
HSBH.	hex socket button head	TAP.	self tapping
HSFH.	hex socket flat head	TTH.	torx truss head
HSH.	hex socket head	WH.	wing head
HWH.	hex washer head		
HWHTF.	hex washer head thread forming		
HYD.	hydraulic		

Footnotes

❶ Not illustrated

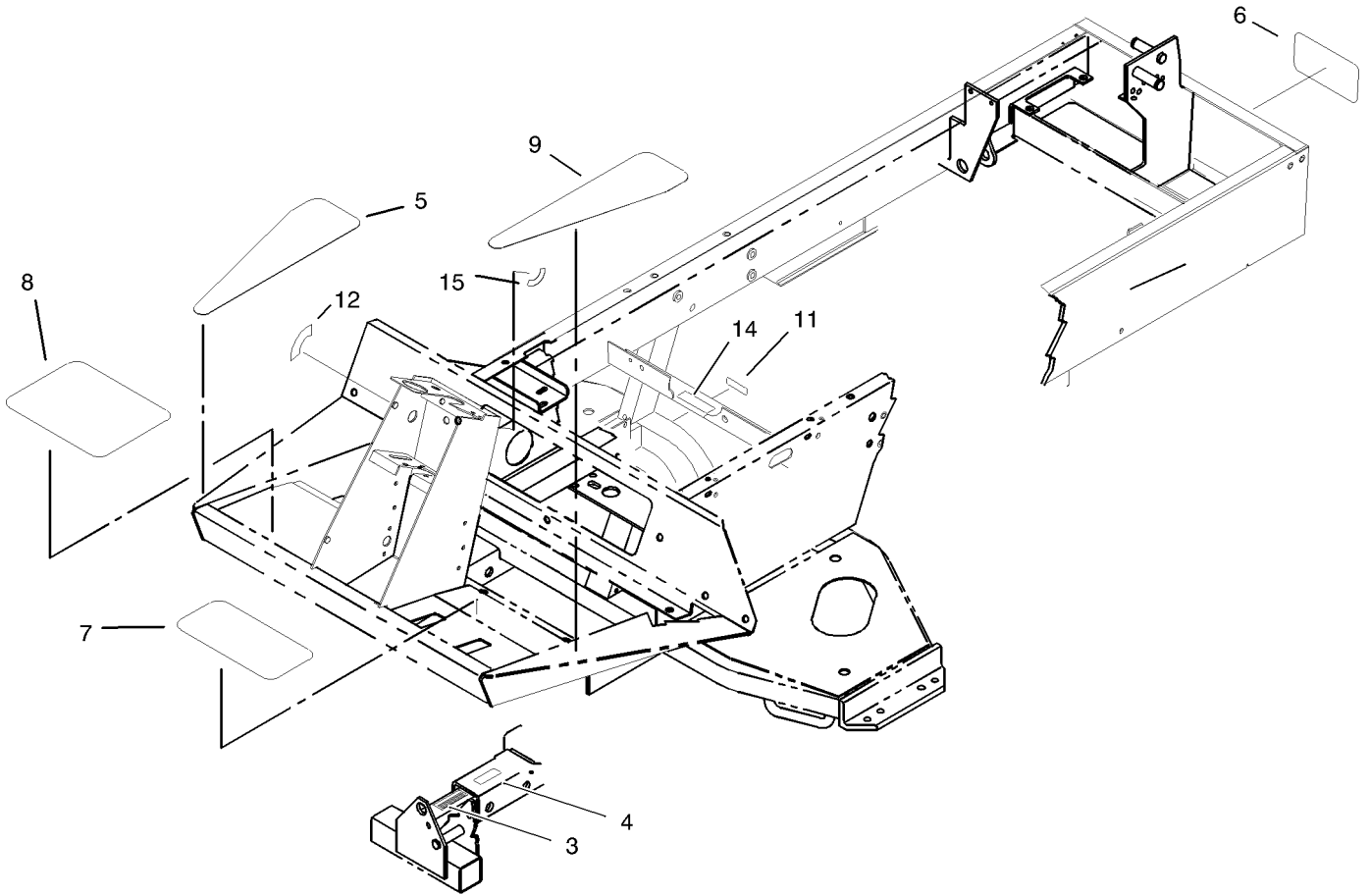
❷ Not serviced separately



Frame and Body Assembly

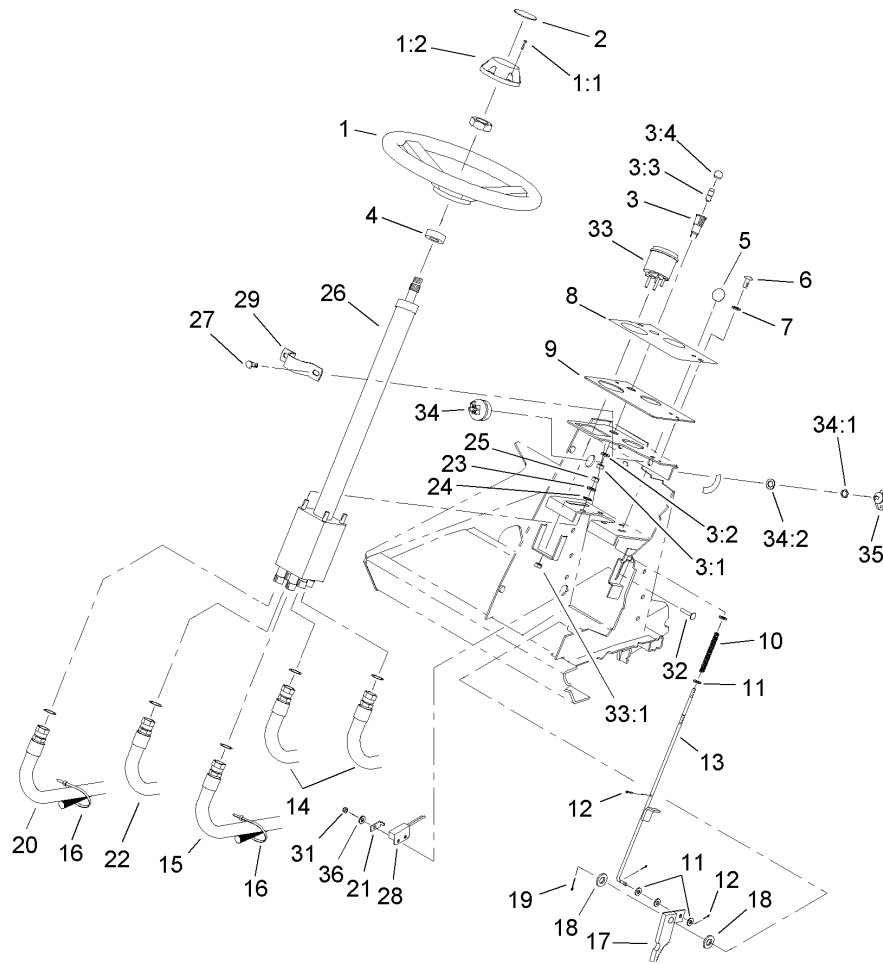
Ref	Part No.	Qty.	Description
1	62-5550	1	Decal
2	93-7996-01	1	Cover-Tower
3	106-5950	1	RH Fender ASM
3:2	32148-6	2	Insert-Nut
3:3	32148-7	5	Insert-Nut
3:4	93-6686	1	Decal-Oil, HYD
3:5	93-6689	1	Decal-No Riders
6	106-5951	1	LH Fender ASM
6:2	32148-7	6	Insert-Nut
6:3	93-6680	1	Decal-Diesel
6:4	93-6689	1	Decal-No Riders
7	3234-14	14	Screw-HHF
8	107-1840	1	Frame ASM
10	32144-1	11	Screw-Taptite
11	98-4572	1	Bracket-Clamp, Hose
12	32144-14	2	Screw-HWH
13	75-1390-01	1	Cover-Access, Front
14	75-1410-01	1	Plate-Access, Floor
15	75-6840	4	Knob-Knurled
15	3234-7	1	Screw-HHF
16	3256-3	4	Washer-Flat
17	322-5	4	Screw-HH
18	322-4	2	Screw-HH
19	94-1410	1	Holder-Can, Beverage

Ref	Part No.	Qty.	Description
20	93-3626	1	Bracket-Hose
21	104-0026	1	Toolbox
22	104-1476	1	Ring-Rubber
23	75-0630	1	Tread-Foot, Center
24	104-1496	2	Hinge-Pin
25	104-1497	2	Hinge-Receiver
27	74-5950	2	Latch-Swell
28	104-9294	1	Decal-Warning
28	104-9295	1	Decal-Warning, Ce
29	104-1489-03	1	Cover-Toolbox
30	107-8841	1	Decal-Service
31	3234-5	1	Screw
33	94-5626	1	Latch-Draw, Flexible
33:1	100-5806	1	Handle-Latch
33:2	100-5807	1	Keeper-Latch



Frame Assembly No. 107-1840

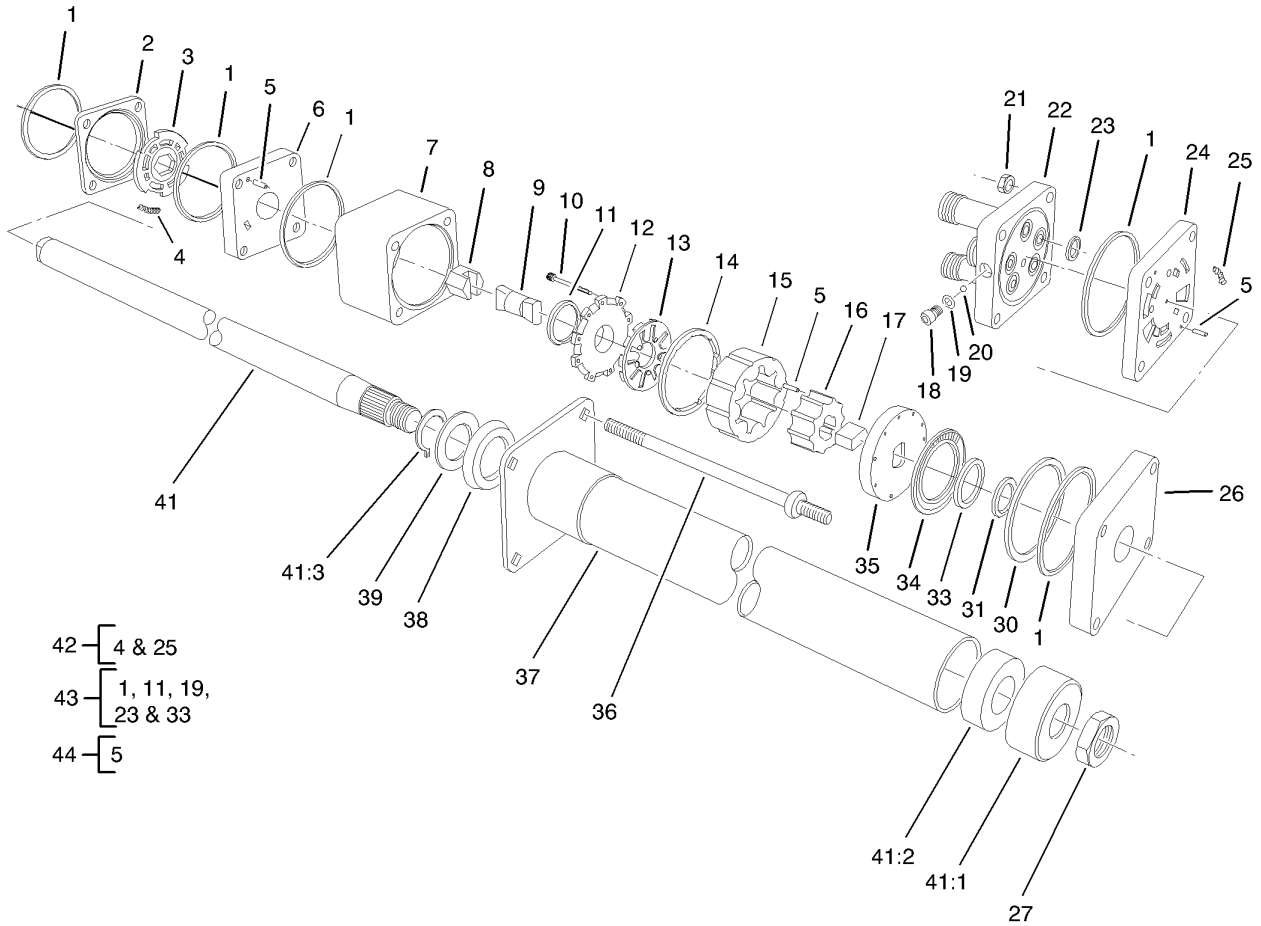
Ref	Part No.	Qty.	Description				
3	93-6693	1	Decal-Plate, Floor				
4	93-6686	1	Decal-Oil, HYD				
5	75-0640	1	Tread-Footrest, RH				
6	62-7400	1	Decal				
7	75-0620	1	Tread-Foot, LH				
8	75-0610	1	Tread-Foot, RH				
9	75-0650	1	Tread-Footrest, LH				
11	93-6691	1	Decal-Bolt, Eccentric				
12	93-6699	1	Decal-Fast/slow				
14	104-2052	1	Decal-Ansi				
15	105-7506	1	Decal-Switch, Key				



Steering Tower Assembly

Ref	Part No.	Qty.	Description
1	75-0560	1	Wheel-Steering
1:1	32144-21	1	Screw
1:2	68-5140	1	Cap-Wheel, Steering
2	68-5370	1	Decal
3	44-2210	1	Light-Indicator, Red
3:1	218-535	1	Nut-Hex
3:2	218-536	1	Washer-Lock
3:3	218-533	1	Lens
3:4		1	Bulb
4	21-9260	1	Cover-Dust
5	233-17	1	Knob
6	87-6620	2	Screw
7	3256-1	2	Washer-Flat
8	93-1263	1	Decal-Tower
9	93-7998-03	1	Plate-Instrument
10	95-1821-03	1	Spring-Compression
11	3256-22	5	Washer-Flat
12	3272-5	3	Pin-Cotter
13	104-1492	1	Rod ASM
14	75-6230	2	Hose
15	75-6240	1	Hose
16	3290-378	4	Tie-Cable
17	63-7900-03	1	Rack ASM
18	3256-26	2	Washer-Flat

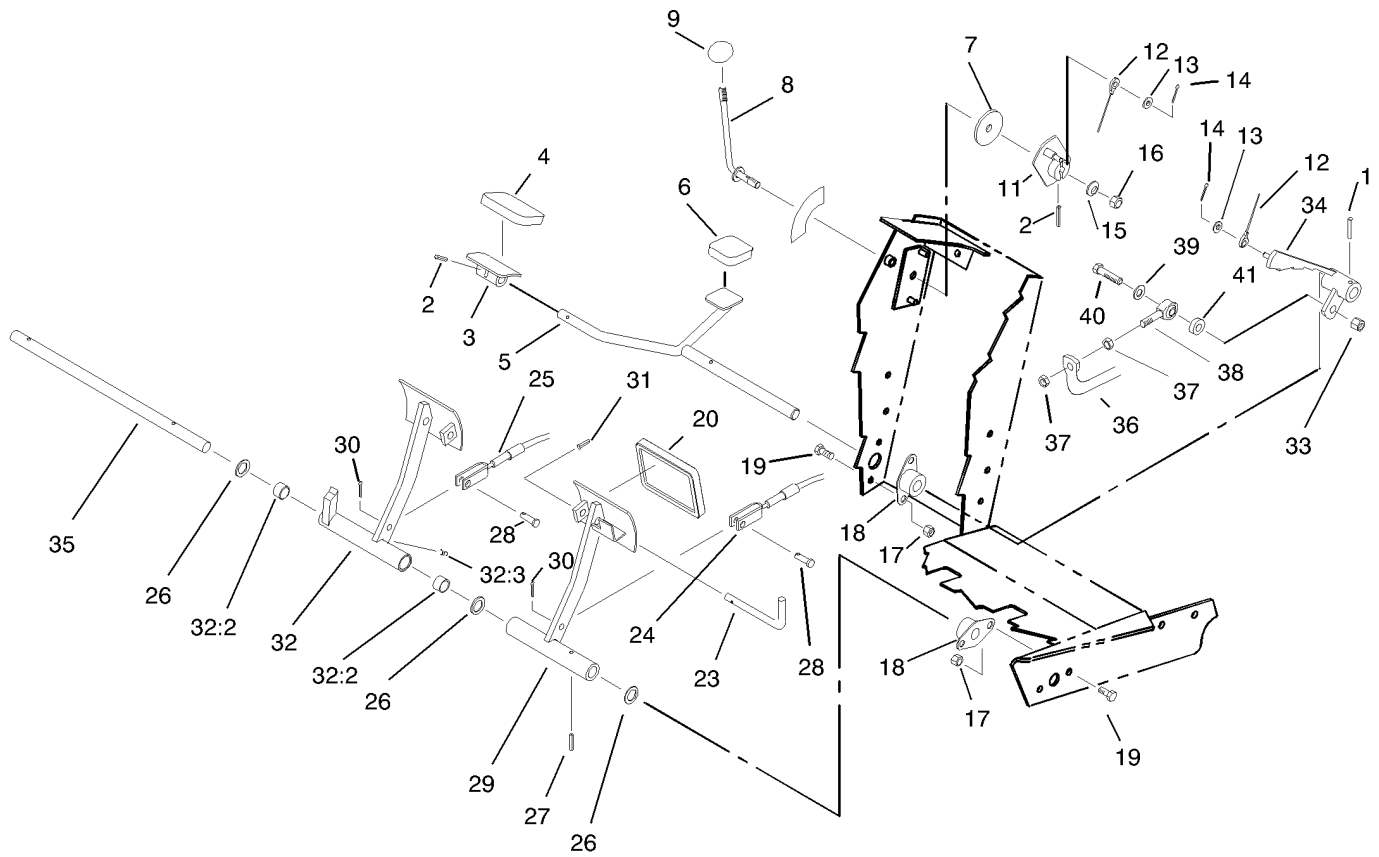
Ref	Part No.	Qty.	Description
19	3272-10	1	Pin-Cotter
20	75-5940	1	Hose
21	100-4872	1	Plate-Switch, Neutral
22	75-6250	1	Hose
23	3256-23	4	Washer-Flat
24	3255-8	1	Washer-Lock
25	3296-20	4	Nut-Lock, NI
26	75-0600	1	Unit-Steering, Power
27	32144-11	2	Screw-TAP
28	100-1270	1	Switch-Proximity
29	75-2810	1	Bracket-Column, Steering
31	3296-2	1	Nut-Lock
32	104-1450	1	Bolt-CARR
33	104-9324	1	Speedometer
33:1	3296-1	4	Nut-Lock, NI
34	104-2541	1	Switch-Key
34:1	218-461	1	Nut-HH
34:2	3254-5	1	Washer-Tooth
35	63-8360	1	Key-Ignition
36	3256-14	1	Washer-Flat



Power Steering Unit No. 75-0600

Ref	Part No.	Qty.	Description
①		5	Ring-Seal
②		1	Ring-Valve
③		1	Plate-Valve
④		3	Spring
⑤		9	Pin-Alignment
⑥		1	Manifold-Isolation
⑦		1	Ring-Metering
⑧		1	Hex Drive ASM
⑨		1	Link-Drive
⑩		11	Screw-HSH
⑪		1	Seal-Commutator
⑫		1	Cover-Commutator
⑬		1	Commutator
⑭		1	Ring-Commutator
⑮		1	Stator
⑯		1	Rotor
⑰		1	Spacer-Drive Link
⑱		1	Plug
⑲		1	O-Ring
⑳		1	Ball
㉑		4	Nut-Hex
㉒		1	Cover-Port
㉓		5	O-Ring
㉔		1	Manifold-Port
㉕		3	Spring

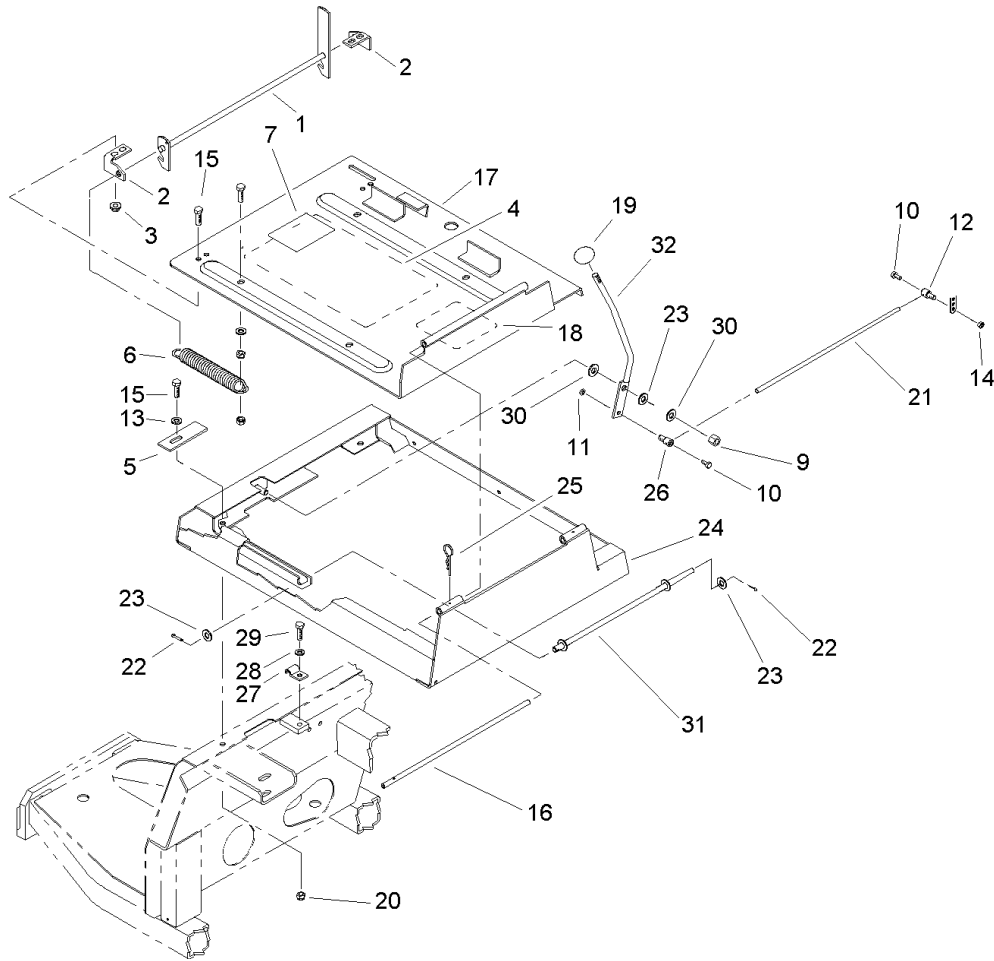
Ref	Part No.	Qty.	Description
㉖		1	Plate-Cover, Upper
27	3220-6	1	Nut-Jam
⑳		1	Spacer-Bearing, Thrust
㉑		1	Spacer-Seal
㉒		1	Seal-Face
㉓		1	Bearing-Thrust
㉔		1	Plate-Drive
36	93-3609	4	Bolt-Special
37	66-9860	1	Cover And Jacket-Upper
38	66-9870	1	Plate-Retaining
39	66-9880	1	Washer-Plate, Retaining
41	66-9900	1	Shaft-Input
41:1	92-7315	1	Seal-Upper
41:2	104-9327	1	Bushing-Column
41:3	66-9890	1	Ring-Retaining
42	66-9970	1	Spring Kit
43	66-9980	1	Seal Kit
44	66-9990	1	Needle Roller Kit



Traction and Brake Pedals Assembly

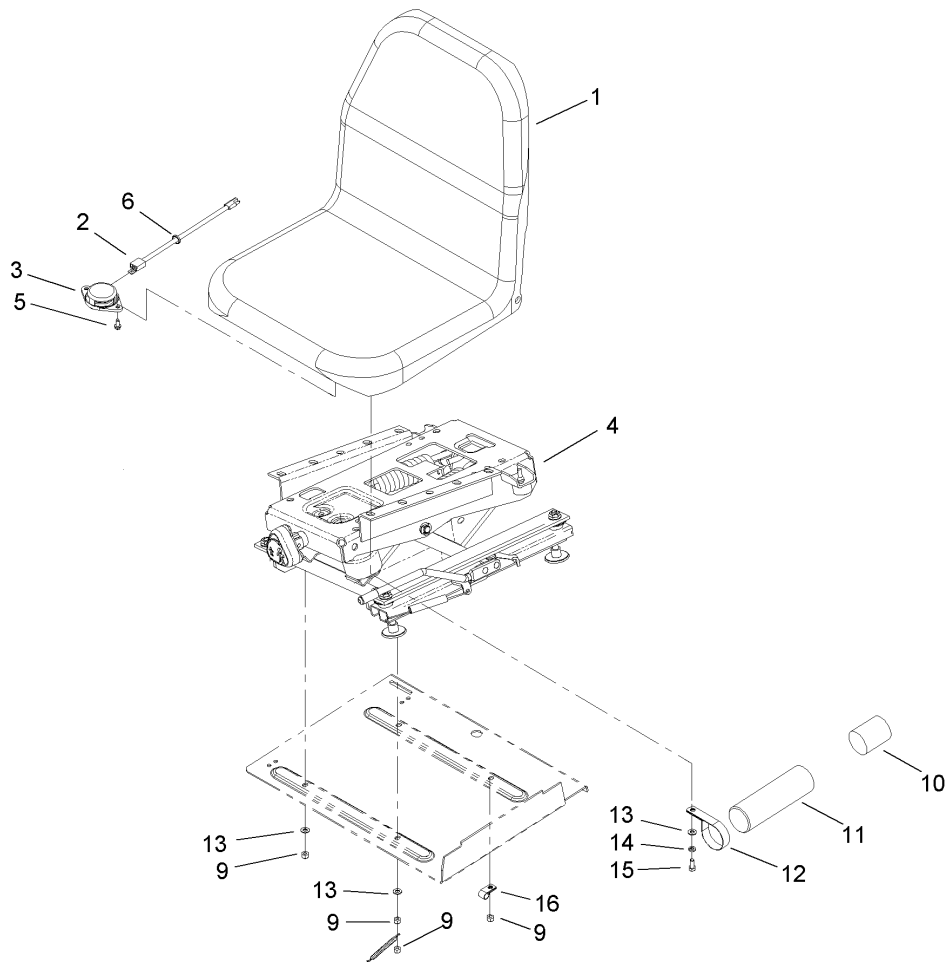
Ref	Part No.	Qty.	Description
1	32121-6	1	Pin-Roll
2	32121-45	2	Pin-Spring
3	49-6440-03	1	Pedal-Forward
4	74-9100	1	Pad-Pedal, Forward
5	75-2970	1	Pedal-Traction
6	74-9110	1	Pad-Pedal, Reverse
7	75-6550	1	Disc-Friction
8	75-6490	1	Lever
9	233-42	1	Knob
11	75-6510	1	Bracket-Lever
12	75-6580	1	Cable-Pedal
13	3256-22	2	Washer-Flat
14	3272-2	2	Pin-Cotter
15	3290-461	1	Washer-Spring
16	3296-59	1	Nut-Lock, NI
17	3296-29	8	Nut-Lock, NI
18	256-236	4	Bearing-Mount, Flange
19	322-3	8	Screw-HH
20	93-8742	2	Footpad-Brake
23	63-7880	1	Pin-Latch, Brake
24	63-7733	1	LH Brake Cable ASM
25	63-7732	1	RH Brake Cable ASM
26	3256-69	3	Washer-Flat
27	32121-16	1	Pin-Spring

Ref	Part No.	Qty.	Description
28	283-58	2	Pin-Clevis
29	75-1440-03	1	Pedal-Brake, LH
30	3272-10	2	Pin-Cotter
31	32121-50	1	Pin-Spring
32	75-1430	1	Pedal-Brake, RH
32:2	256-42	2	Bushing
32:3	302-5	1	Fitting-Grease
33	3296-39	1	Nut-Lock, NI
34	75-3270-03	1	Hub-Pivot, Traction
35	75-1470	1	Pin-Pivot, Brake
36	75-2170-03	1	Tube-Control, Pump
37	3220-3	2	Nut-Jam
38	2411-36	1	Bearing-End, Rod
39	3256-24	1	Washer-Flat
40	323-9	1	Screw-HH
41	5-0652	1	Spacer



Seat Frame and Throttle Assembly

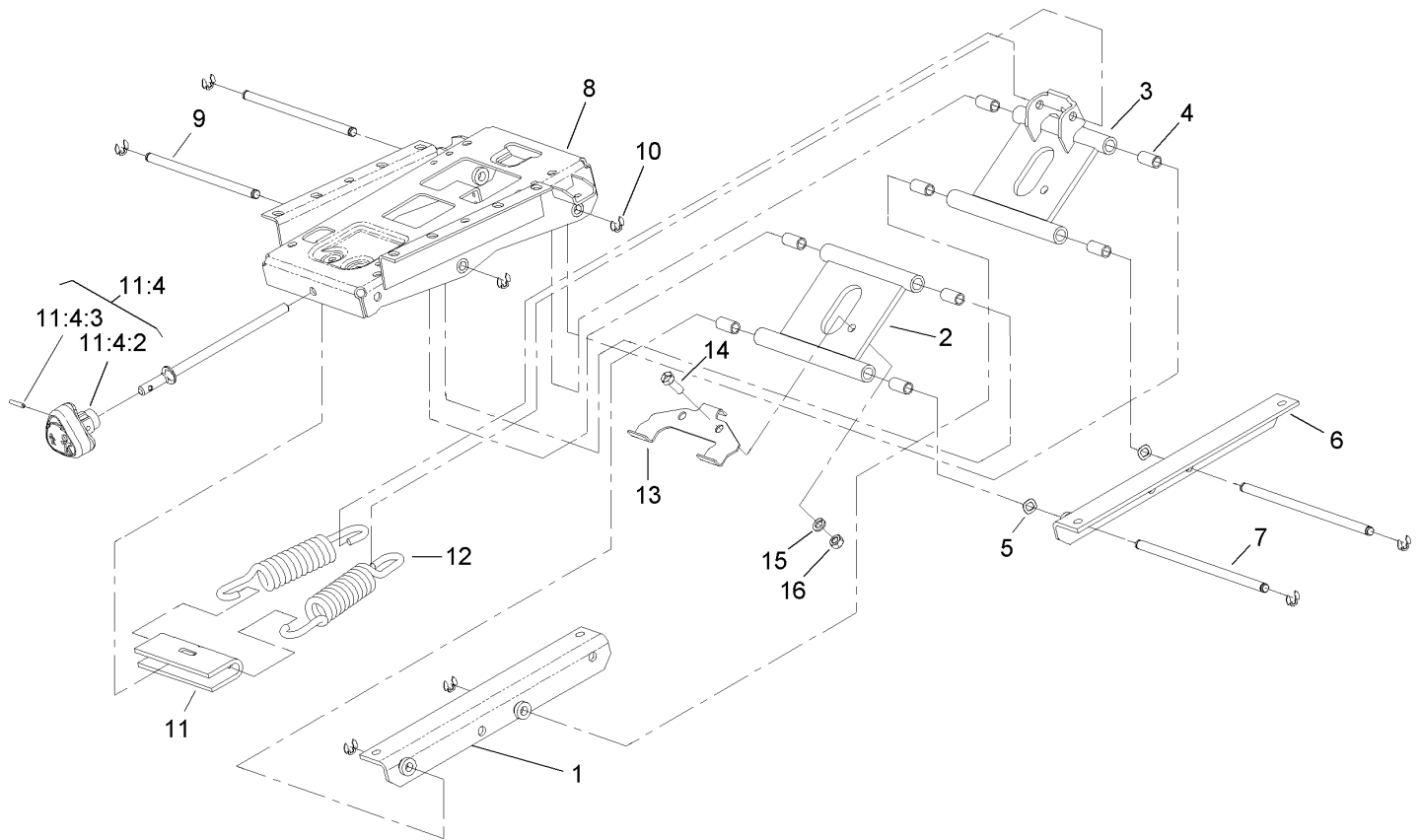
Ref	Part No.	Qty.	Description	Ref	Part No.	Qty.	Description
1	98-2354-03	1	Latch-Seat	26	93-0021	1	Swivel-Cable, Throttle
2	98-2353	2	Bracket-Latch, Seat	27	3-6657	1	Clip-Skid
3	32128-25	4	Nut-HF	28	3253-3	1	Washer-Lock
4	98-9342	1	Decal-Solenoid, Information (Ce)	29	321-4	1	Screw-HH
5	98-9302	1	Plate-Stop, Idler	30	66-2920	2	Washer-Friction
6	66-4190-03	1	Spring-Idler, Clutch	31	75-3680-03	1	Rod-Seat
7	105-4674	1	Decal-Noise, Ce	32	75-3430-03	1	Lever-Throttle
9	3296-39	1	Nut-Lock, NI				
10	25-8640	2	Screw-HH				
11	3296-3	1	Nut-Lock, NI				
12	98-9311	1	Swivel-Throttle				
13	3256-23	1	Washer-Flat				
14	3296-20	1	Nut-Lock, NI				
15	322-3	8	Screw-HH				
16	75-3400	1	Shaft-Pivot, Seat				
17	98-2350-03	1	Plate-Seat				
18	106-9224	1	Decal-Danger				
19	233-42	1	Knob				
20	3296-29	4	Nut-Lock, NI				
21	98-9303	1	Cable-Throttle				
22	3272-10	2	Pin-Cotter				
23	3256-24	3	Washer-Flat				
24	98-2352-03	1	Frame-Seat				
25	3290-467	1	Pin-Hair				



Seat and Suspension Assembly

Ref	Part No.	Qty.	Description
1	104-4620	1	Seat-Olympic, Toro
2	106-7090	1	Harness-Wire, Seat Switch
3	92-6282	1	Switch-Seat
4	76-1970	1	Seat Suspension ASM
5	32144-10	2	Screw-HWH
6	93-0140	1	Grommet-Rubber
9	3296-29	5	Nut-Lock, NI
10	104-7048	1	Cap-Housing
11	104-7050	1	Housing-Manual
12	2412-133	2	R-Clamp
13	3256-23	8	Washer-Flat
14	3253-4	4	Washer-Lock
15	322-3	4	Screw-HH
16	2412-93	1	Clamp-R

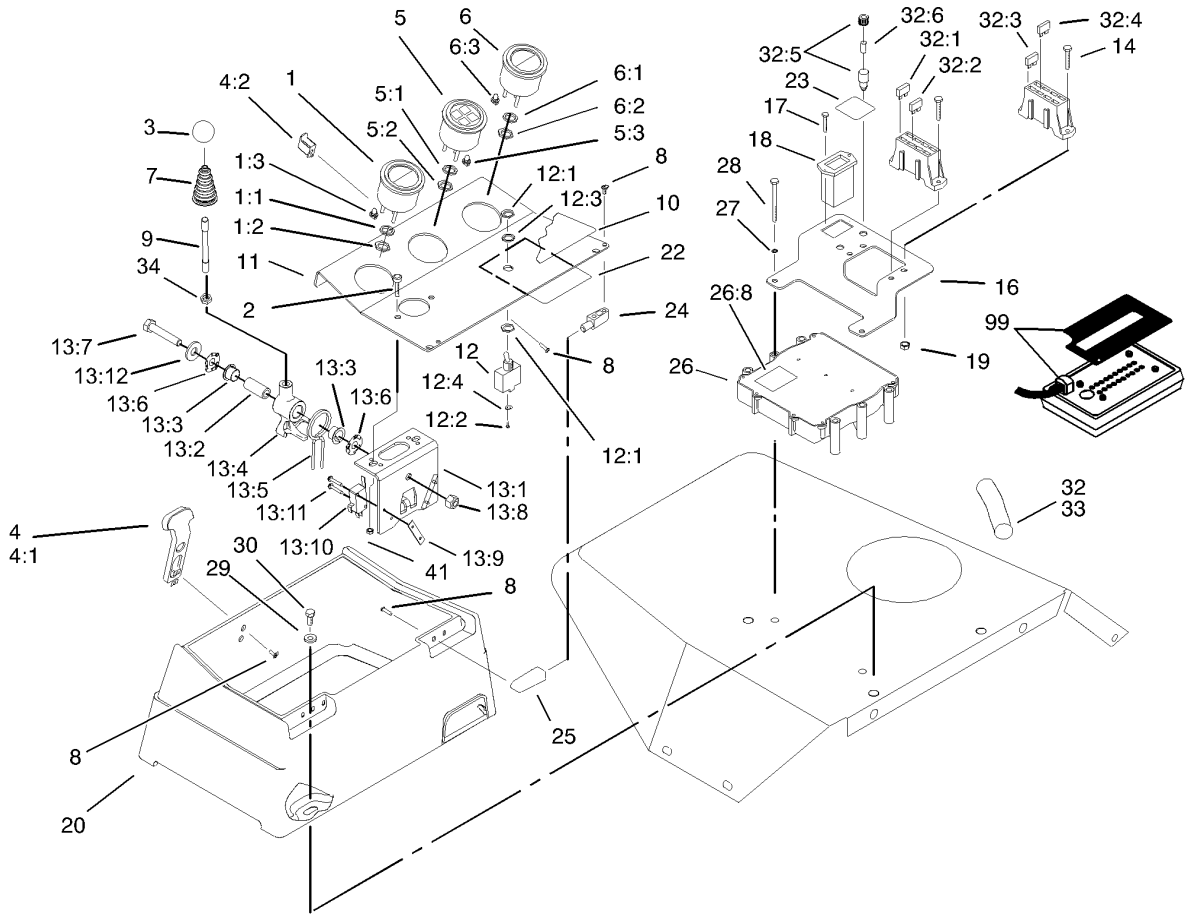
--	--	--	--



Suspension Assembly No. 106-8085

Ref	Part No.	Qty.	Description
1	106-8086	1	Bracket-Mounting, RH
2	106-8087	1	Arm
3	106-8088	1	Bellcrank
4	76-1920	8	Sleeve-Bearing
5	108472	2	Washer-Wave
6	106-8089	1	Mounting Bracket, LH
7	106-8090	2	Shaft-Pivot
8	66-8600	1	Frame-Upper
9	76-1910	2	Shaft-Pivot
10	32151-47	8	Ring-Retaining
11	76-1960	1	Knob Kit
11:4		1	Tension Adjuster Knob ASM
11:4:2	106-8093	1	Knob-Adjust, Tension
11:4:3	32121-45	1	Pin-Spring
12	76-1940	2	Spring-Extension
13	93-3165	1	Bracket
14	322-6	1	Screw-HH
15	3253-33	1	Washer-Lock
16	3217-6	1	Nut-Hex

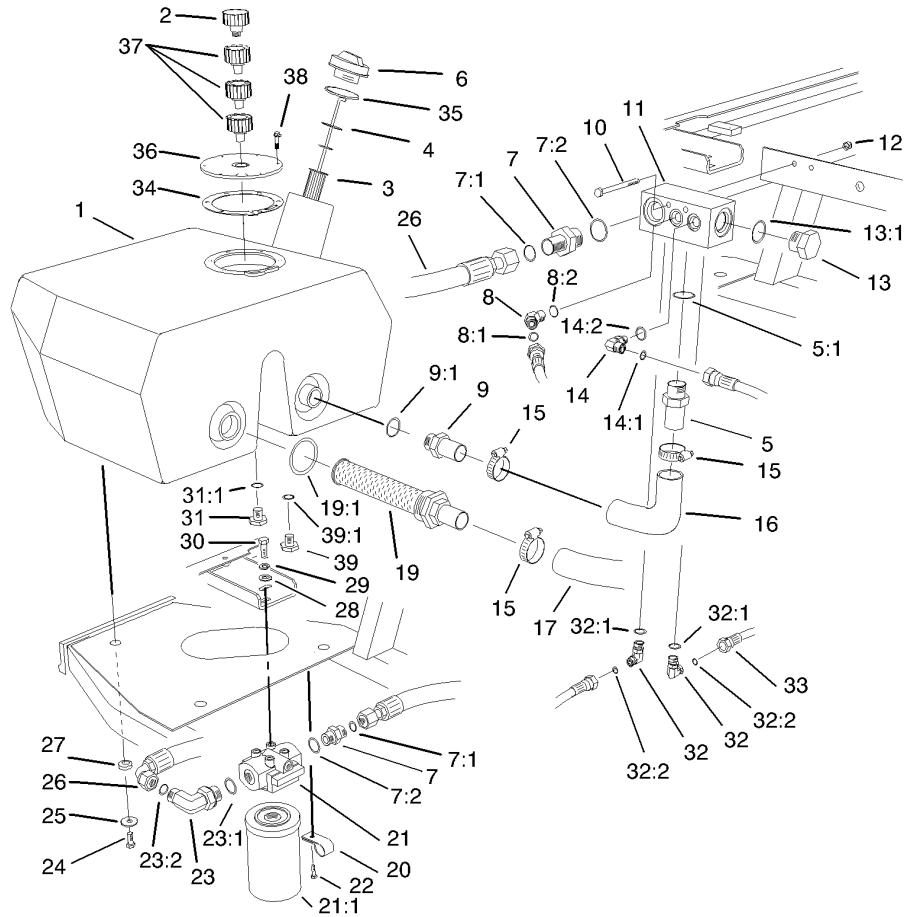
--	--	--	--



Control Console Assembly

Ref	Part No.	Qty.	Description
1	98-9339	1	Gauge-Fuel
1:1	3254-1	3	Washer-Lock, Int
1:2	3217-27	3	Nut-Hex
1:3	105-9265	1	Bulb And Lamp ASM
2	3258-166	2	Screw
3	233-42	1	Knob
4	94-5626	1	Latch-Draw, Flexible
4:1	100-5806	1	Handle-Latch
4:2	100-5807	1	Keeper-Latch
5	98-9306	1	Light-Warning
5:1	3254-1	1	Washer-Lock, Int
5:2	3217-27	1	Nut-Hex
5:3	105-9264	4	Bulb And Lamp ASM
6	98-9308	1	Gauge-Temperature
6:1	3254-1	3	Washer-Lock, Int
6:2	3217-27	3	Nut-Hex
6:3	105-9265	1	Bulb And Lamp ASM
7	93-5961	1	Boot-Lever
8	32144-1	11	Screw-Taptite
9	105-7508	1	Lever-Joystick
10	104-9296	1	Decal-Control
11	104-9251-03	1	Plate-Instrument
12	99-8352	1	Switch-Backlap, Master
12:1	218-498	2	Locknut

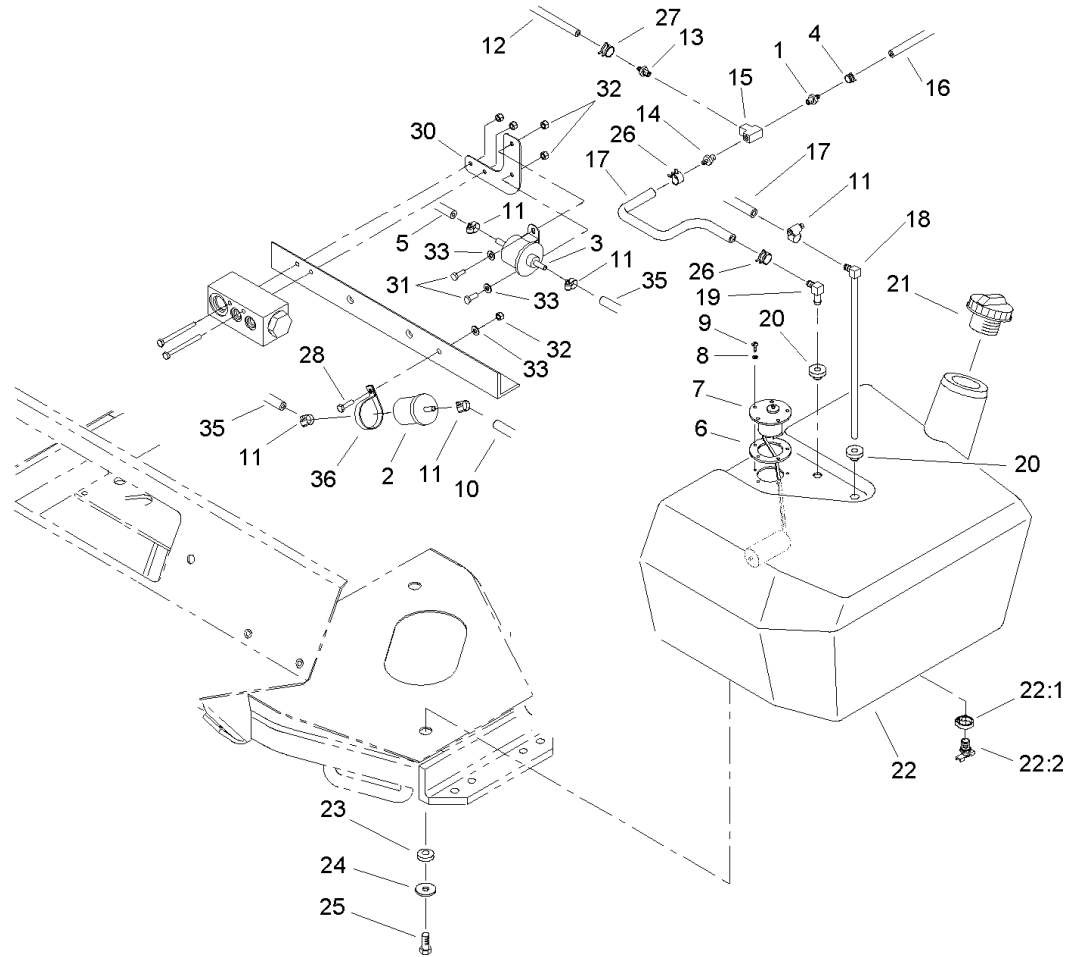
Ref	Part No.	Qty.	Description
12:2	218-588	3	Screw
12:3	218-589	1	Nut And Lockwasher ASM
12:4	3253-19	3	Washer-Lock
13	106-4167	1	Joystick Bracket ASM
13:1	106-4168-03	1	Bracket-Joystick
13:2	106-4192	1	Spacer
13:3	93-5547	2	Bushing-Nylon
13:4	105-7507	1	Hub-Pivot, Joystick
13:5	105-8289	1	Spring-Torsion
13:6	106-4193	2	Washer-Finger, Spring
13:7	322-9	1	Screw-HH
13:8	3296-29	1	Nut-Lock, NI
13:9	3290-354	2	Nut-Speed
13:10	111332	2	Switch
13:11	95-3003	4	Screw-HH
13:12	3256-3	1	Washer-Flat
14	32105-13	4	Screw-SHH
16	104-1499-03	1	Bracket-Block, Fuse
17	32144-18	2	Screw-HH
18	75-6820	1	Hourmeter
19	3296-2	4	Nut-Lock
20	104-0027	1	Box-Control
22	94-6767	1	Decal-Fuses
23	104-9298	1	Decal-Controller



Hydraulic Filter and Reservoir Assembly

Ref	Part No.	Qty.	Description
1	104-9254	1	Tank-Oil
2	68-6150	1	Breather
3	61-2790	1	Filter-Screen
4	94-9411	1	Dipstick
5	354-73	1	Fitting
5:1	237-81	1	O-Ring
6	93-7498	1	Plug-Plastic
7	340-8	2	Adapter
7:1	237-65	1	O-Ring
7:2	237-81	1	O-Ring
8	340-87	1	Fitting-Hyd, 45 DEG
8:1	237-22	1	O-Ring
8:2	237-42	1	O-Ring
9	99-6932	1	Fitting-Barb, Hose
9:1	237-117	1	O-Ring
10	321-23	2	Screw-HH
11	92-9098	1	Manifold-Tank
12	3296-42	2	Nut-Lock, NI
13	354-74	1	Fitting
13:1	237-81	1	O-Ring
14	340-77	1	Fitting-Hyd, 90 DEG
14:1	237-22	1	O-Ring
14:2	237-42	1	O-Ring
15	2412-34	3	Clamp-Hose

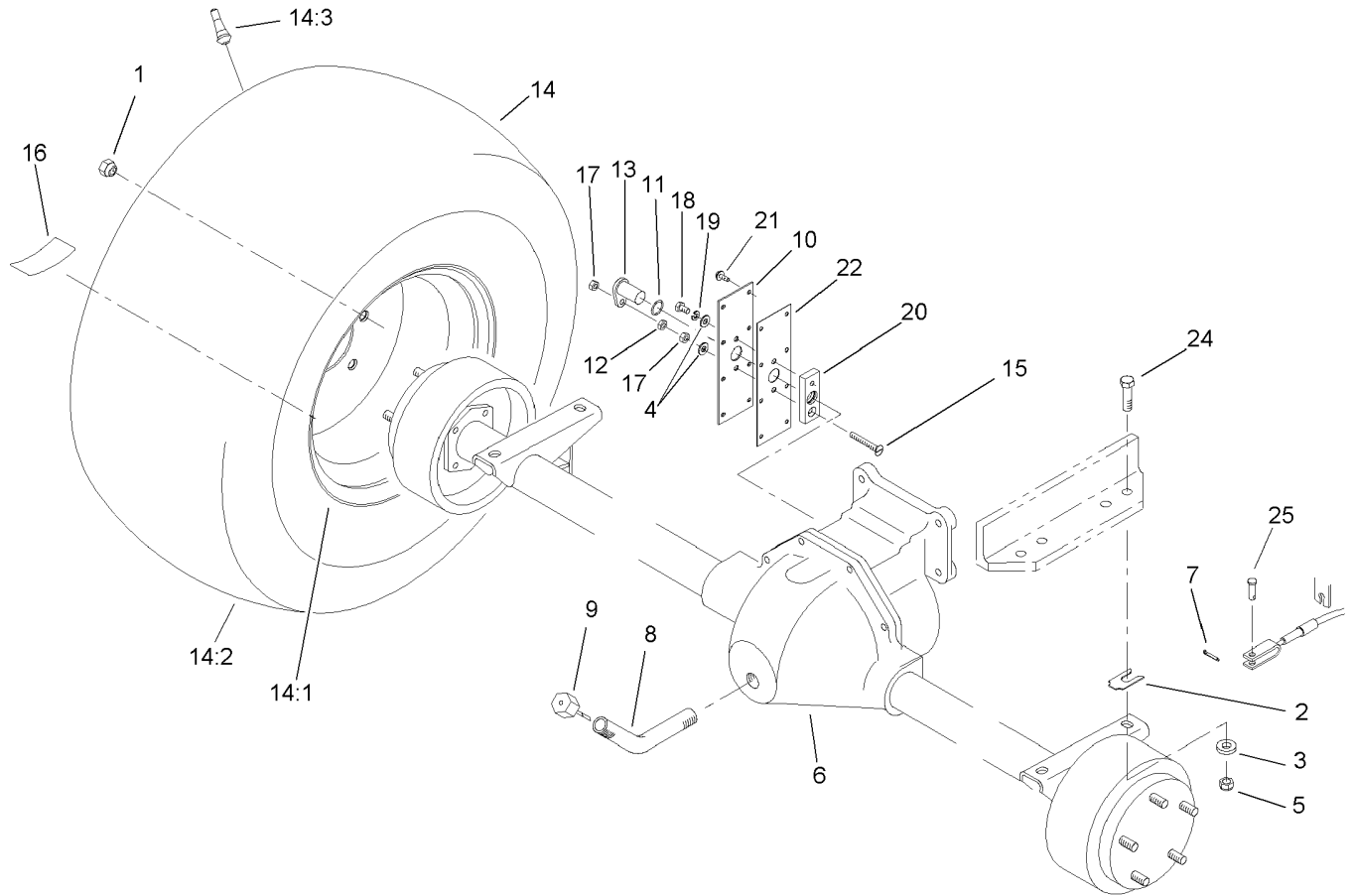
Ref	Part No.	Qty.	Description
16	75-5720	1	Hose-Return
17	75-6870	1	Hose-Inlet, Pump
19	104-7546	1	Strainer-Tank
19:1	340-136	1	O-Ring
20	2412-93	2	Clamp-R
21	75-1300	1	Oil Filter ASM
21:1	75-1310	1	Element-Filter
22	32144-10	2	Screw-HWH
23	340-139	1	Fitting-Hyd, 90 DEG
23:1	237-81	1	O-Ring
23:2	237-65	1	O-Ring
24	33105-025	3	Screw-HHF
25	63-8410	3	Washer
26	75-6130	1	Hose ASM
27	240-11	3	Bushing-Flange
28	3256-24	2	Washer-Flat
29	3253-21	2	Washer-Lock
30	323-4	2	Screw-HH
31	353-550	1	Plug-HYD
31:1	237-79	1	O-Ring
32	340-82	2	Adapter
32:1	237-42	1	O-Ring
32:2	237-21	1	O-Ring
33	100-3739	1	Return Drain Hose ASM



Fuel Tank Assembly

Ref	Part No.	Qty.	Description
1	304-73	1	Connector-Hose
2	98-7612	1	Filter-Fuel
3	104-5215	1	Pump-Fuel, Electric
4	2412-98	1	Clamp
5	23-2140	1	Hose-Fuel
6	62-7650	1	Gasket
7	63-7640	1	Sender-Fuel
8	3253-15	5	Washer-Lock
9	32122-24	5	Screw-Pth
10	27-5370	1	Hose-Fuel
11	2412-108	6	Clamp-Worm
12	75-4700	1	Hose-Fuel
13	354-22	1	Fitting-Barb
14	354-21	1	Fitting-Barb
15	354-20	1	Fitting-Tee
16	98-9338	1	Hose-Fuel
17	93-2042	1	Hose-Fuel
18	66-8121	1	Standpipe
19	46-6550	1	Fitting-Hyd, 90 DEG
20	46-6560	2	Bushing
21	93-3102	1	Cap-Fuel
22	105-7933	1	Tank-Fuel
22:1	2412-36	1	Clamp-Hose
22:2	304-46	1	Draincock

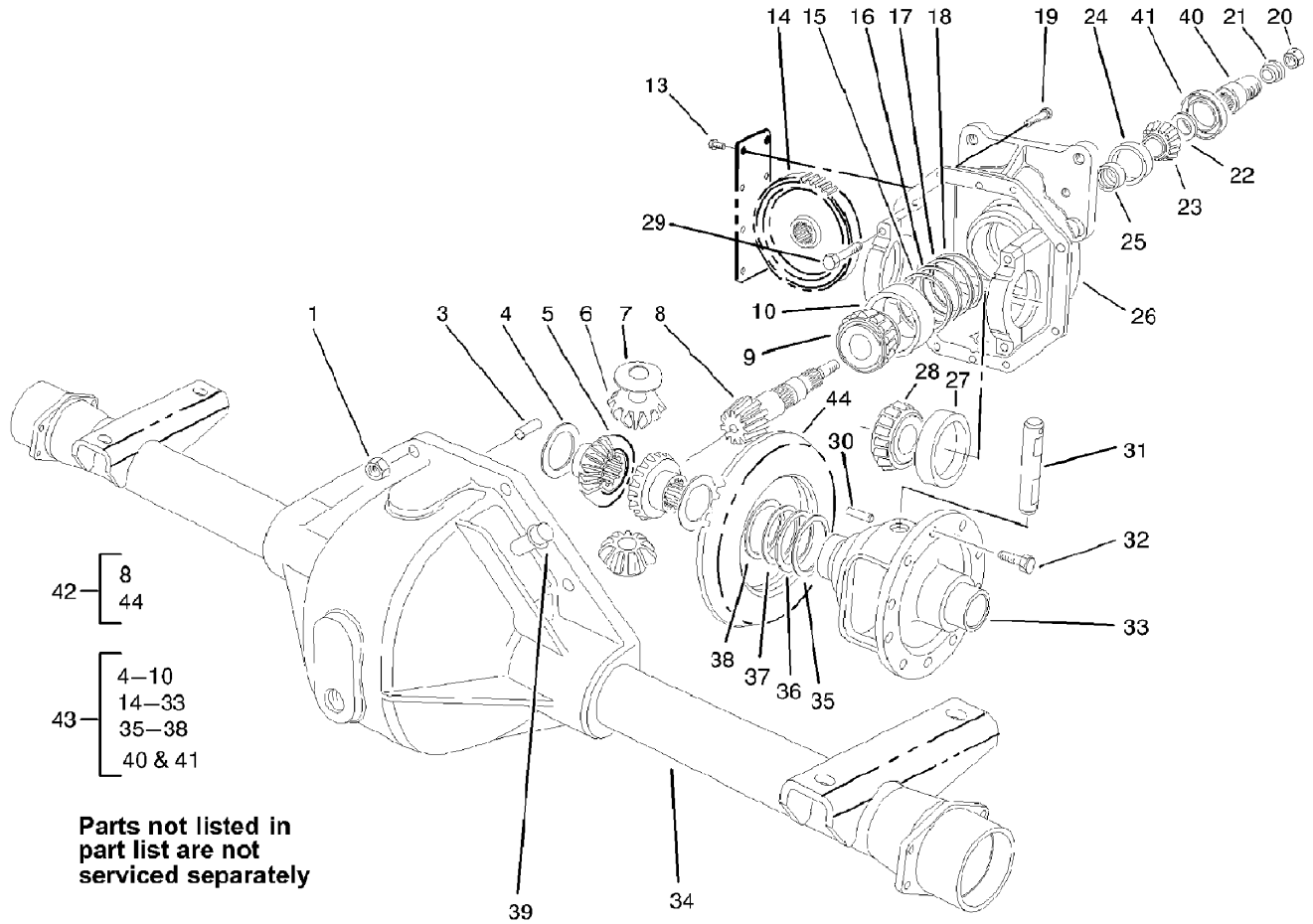
Ref	Part No.	Qty.	Description
23	240-11	3	Bushing-Flange
24	63-8410	3	Washer
25	33105-025	3	Screw-HHF
26	92-2379	2	Clamp-Hose
27	2412-146	2	Clamp-Hose
28	321-6	1	Screw-HH
30	104-9333	1	Bracket-Pump, Fuel
31	321-4	2	Screw-HH
32	3296-42	3	Nut-Lock, NI
33	3256-22	3	Washer-Flat
34	3290-378	1	Tie-Cable
35	27-5360	1	Hose-Fuel
36	2412-148	1	Clamp-R



Front Axle Assembly

Ref	Part No.	Qty.	Description
1	242-50	10	Nut-Lug
2	42-6080	5	Shim-Axle
3	66-6480	4	Washer
4	3256-22	2	Washer-Flat
5	3296-48	4	Nut-Lock, NI
6	108-0640-03	1	Drive Axle ASM
7	3272-10	2	Pin-Cotter
8	75-6850	1	Tube-Fill, Oil
9	27-3710	1	Dipstick
10	85-4330	1	Cover-Gear
11	237-181	1	O-Ring
12	3218-1	1	Nut-Jam
13	85-4350	1	Sensor-Geartooth
14		2	Wheel And Tire ASM
14:1	99-6984	1	Wheel ASM
14:2	98-2373	1	Tire
14:3	232-27	1	Stem-Valve
15	32108-9	1	Screw-FH
16	106-9206	2	Decal-Torque, Wheel
17	3296-56	2	Nut-Lock, NI
18	321-2	1	Screw-HH
19	3253-3	1	Washer-Lock
20	85-4340	1	Plate-Mounting, Sensor
21	32144-112	8	Screw-HWH

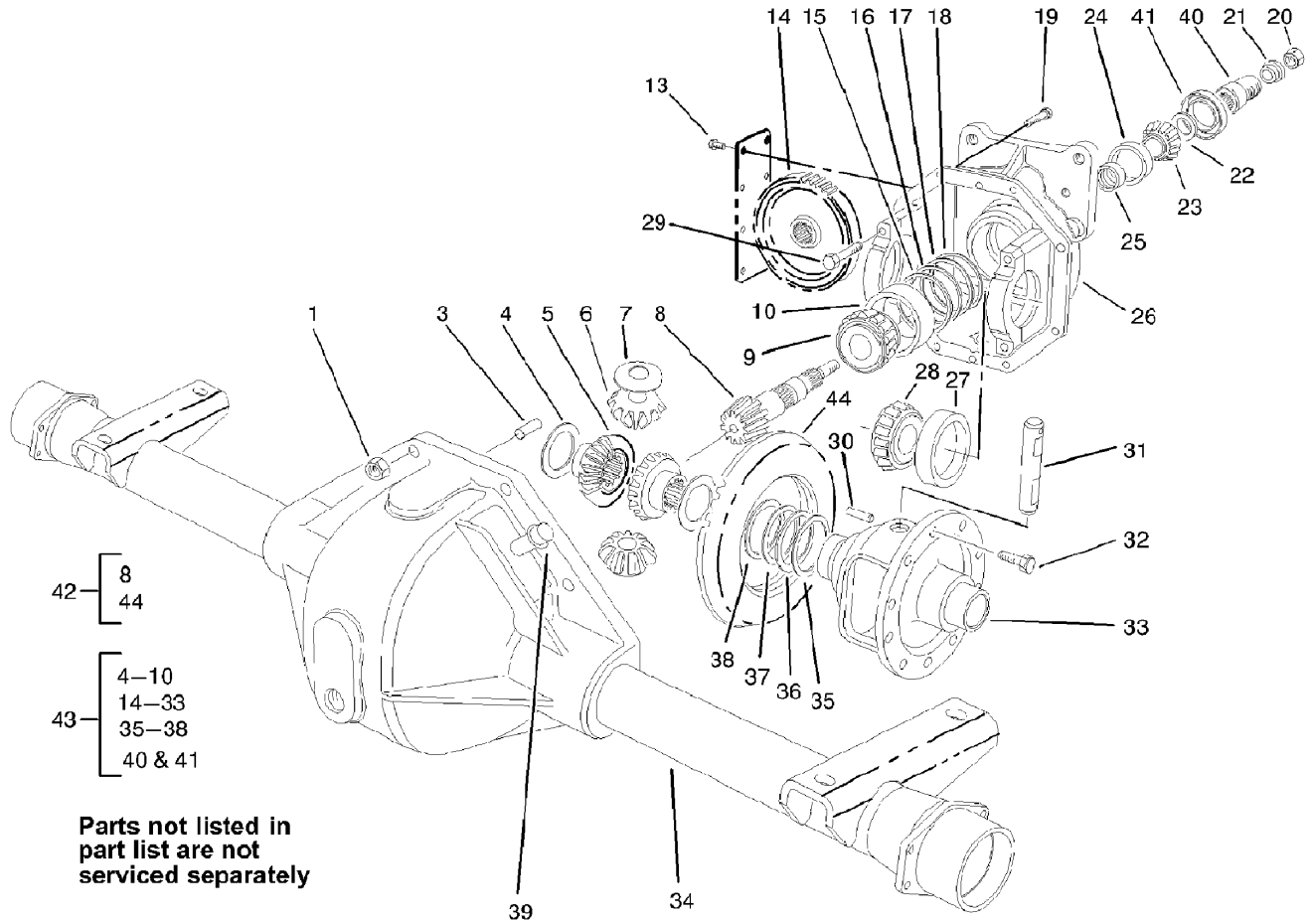
Ref	Part No.	Qty.	Description
22	92-5797	1	Gasket-Axle
24	324-7	4	Screw-HH
25	283-58	2	Pin-Clevis



Drive Axle Assembly No. 108-0640-03

Ref	Part No.	Qty.	Description
1	32149-5	8	Nut
3	21-8270	2	Pin-Dowel
4	21-7720	2	Washer-Thrust
5	24-8790	2	Gear-Differential
6	21-7690	2	Pinion-Differential
7	21-7730	2	Washer-Thrust, Pinion
9	43-6760	1	Bearing-Roller, Cone Taper
10	43-6750	1	Bearing-Taper, Cup
13	32144-112	8	Screw-HWH
14	86-7230	1	Gear-Input, Transmission
15	43-6710	1	Shim
16	43-6711	1	Shim
17	43-6712	1	Shim
18	43-6713	1	Shim
19	3210-8	8	Screw-HH
20	71-4350	1	Nut
21	83-5130	1	Spacer-Pinion
22	72-3570	1	Shim-Bearing, Front
22	72-3571	1	Shim-Bearing, Front
22	72-3572	1	Shim-Bearing, Front
22	72-3573	1	Shim-Bearing, Front
22	72-3574	1	Shim-Bearing, Front
22	72-3575	1	Shim-Bearing, Front
22	72-3576	1	Shim-Bearing, Front

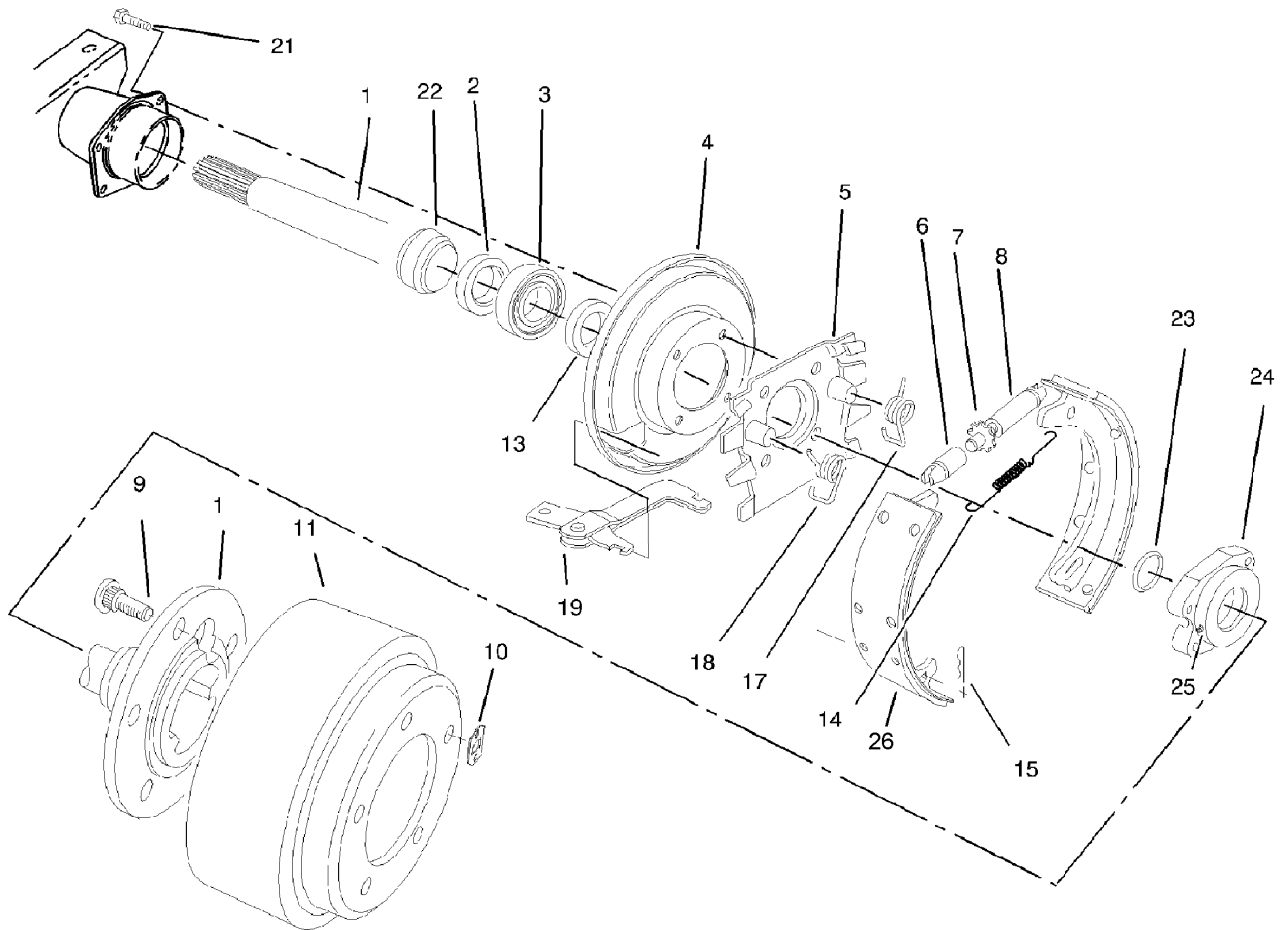
Ref	Part No.	Qty.	Description
22	72-3577	1	Shim-Bearing, Front
22	72-3578	1	Shim-Bearing, Front
22	72-3580	1	Shim-Bearing, Front
22	72-3581	1	Shim-Bearing, Front
22	72-3582	1	Shim-Bearing, Front
22	72-3583	1	Shim-Bearing, Front
22	72-3584	1	Shim-Bearing, Front
22	72-3585	1	Shim-Bearing, Front
22	72-3586	1	Shim-Bearing, Front
22	72-3587	1	Shim-Bearing, Front
22	72-3588	1	Shim-Bearing, Front
22	72-3590	1	Shim-Bearing, Front
22	72-3591	1	Shim-Bearing, Front
22	72-3592	1	Shim-Bearing, Front
22	72-3593	1	Shim-Bearing, Front
22	72-3594	1	Shim-Bearing, Front
22	72-3595	1	Shim-Bearing, Front
22	72-3596	1	Shim-Bearing, Front
22	72-3597	1	Shim-Bearing, Front
22	72-3598	1	Shim-Bearing, Front
22	72-3600	1	Shim-Bearing, Front
23	254-91	1	Cone-Bearing
24	21-8390	1	Cup-Bearing
25	21-8020	1	Spacer-Bearing



Drive Axle Assembly No. 108-0640-03 (continued)

Ref	Part No.	Qty.	Description
26	93-3619	1	Upper Housing ASM
27	254-66	2	Cup-Bearing, Roller
28	254-65	2	Cone-Bearing, Roller
29	92-1773	4	Screw-HHF
30	21-7710	1	Pin-Roll
31	21-7700	1	Shaft-Mate, Pinion
32	21-7770	5	Screw-Gear, Drive
33	21-7670	1	Case-Differential
34	108-1422-03	1	Lower Housing ASM
35	21-8120	1	Shim-Bearing, Diff. (.030)
36	21-8110	1	Shim-Bearing, Diff. (.010)
37	21-8100	1	Shim-Bearing, Diff. (.005)
38	21-8090	1	Shim-Bearing, Diff. (.003)
39	72-9420	1	Vent
40	83-4910	1	Coupler-Pinion
41	71-4330	1	Seal
42	93-3618	1	Gear And Pinion ASM
43	93-3617	1	Cover And Carrier Kit

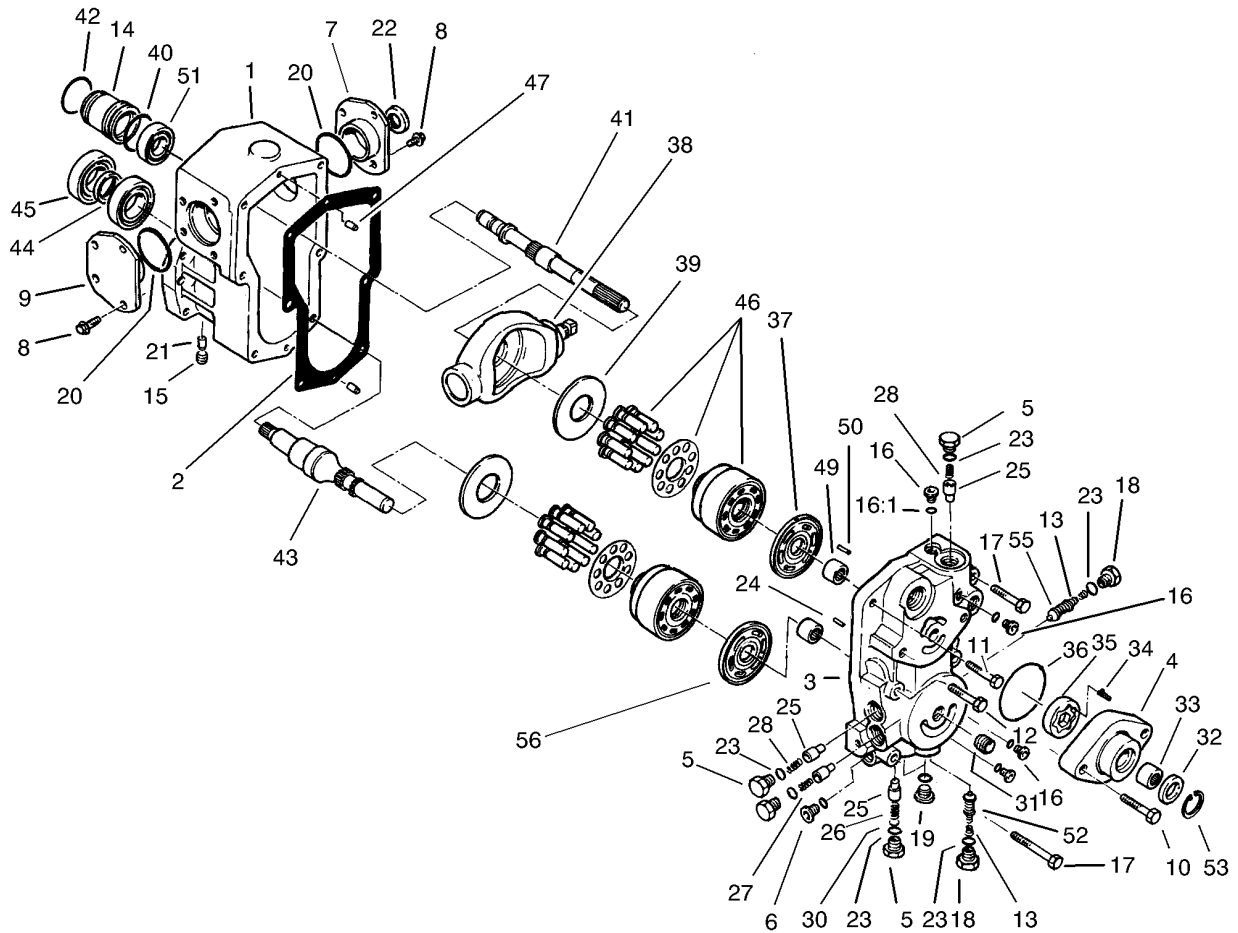
--	--	--	--



Brake Assembly

Ref	Part No.	Qty.	Description
1	108-1424	1	Shaft-Axle, LH
1	108-1425	1	Shaft-Axle, RH
2	100-3842	2	Seal-Oil
3	108-1426	2	Bearing ASM
4	100-3843	2	Shield-Dust
5	100-3844	2	Spider-Torque
6	21-9390	2	Socket-Screw, Adjusting
7	21-9370	2	Screw-Adjusting
8	21-9380	2	Nut-Pivot
9	106-9205	10	Stud-Wheel
10	21-8360	2	Locknut
11	106-9209-03	2	Drum-Brake
13	100-3845	2	Seal-Grease
14	21-9440	2	Spring-Screw, Adjusting
15	21-9460	4	Retainer-Lever, Brake
17	21-9420	2	Spring-Return, LH
18	21-9430	2	Spring-Return, RH
19	24-9180	2	Strut And Lever ASM
21	100-3846	8	Screw-Special
22	100-3847	2	Retainer-Bearing
23	108-1427	2	Ring-Spiral
24	108-1428	2	Cap-Bearing
25	100-3850	2	Zerk-Special
26	84-8600	1	Set-Shoes, Lined

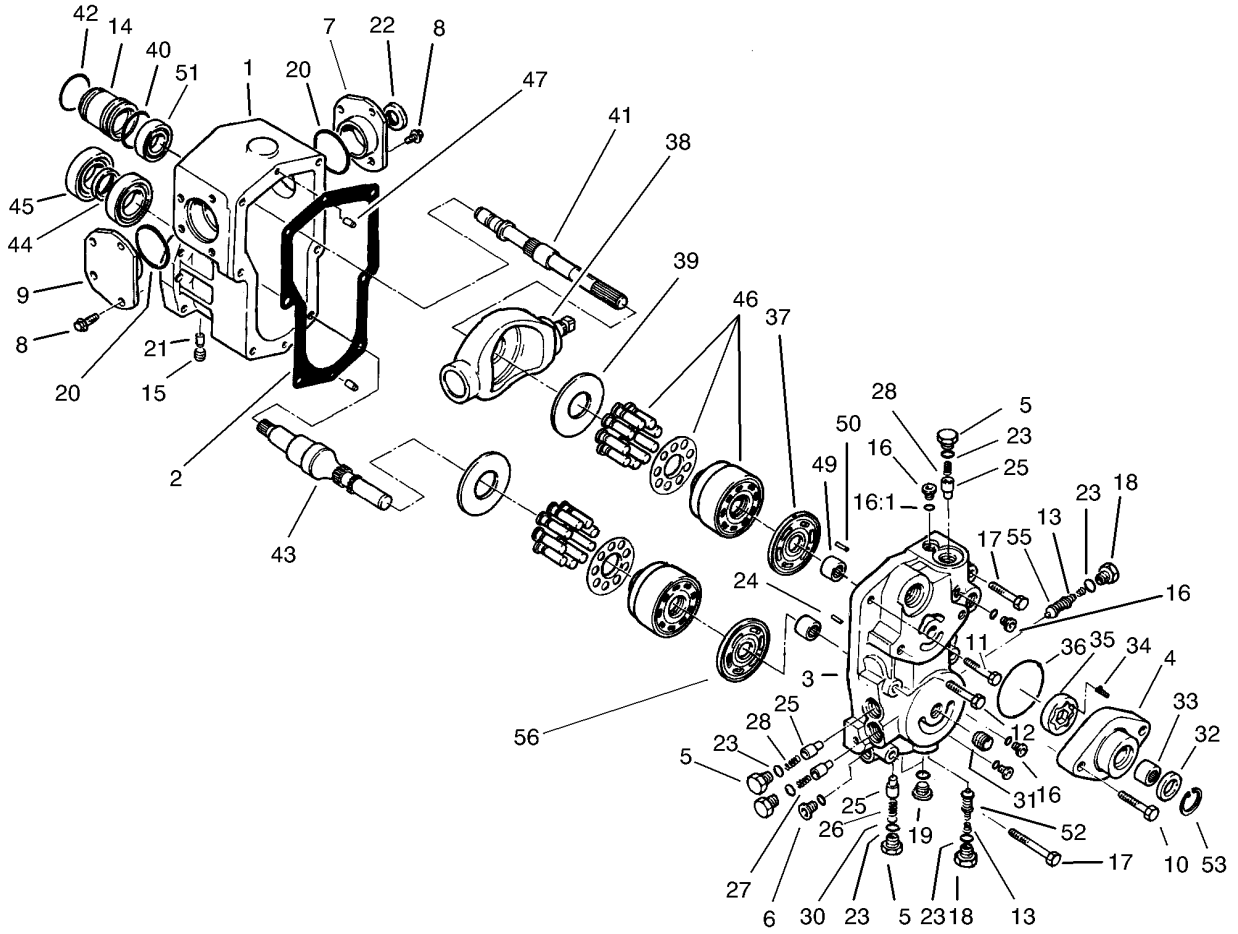
Ref	Part No.	Qty.	Description
●27	92-8775	1	Liquid Gasket Kit



Transmission Assembly No. 75-0012

Ref	Part No.	Qty.	Description
1	75-0020	1	Housing
2	75-0030	1	Gasket-Housing
3	75-0040	1	Section-Center
4	83-4780	1	Housing-Pump, Charge
5	75-0060	4	Plug
6	75-0070	1	Plug
7	86-7520	1	RH Trunnion Cover ASM
8	75-0090	8	Capscrew-HH
9	86-7530	1	LH Trunnion Cover ASM
10	75-0110	2	Capscrew-HH
11	75-0120	1	Capscrew-HH
12	75-0130	3	Capscrew-HH
13	75-0140	2	Spring-Conical
14	75-0150	1	Guide-Seal
15	75-0160	1	Plug-Pipe
16	75-0170	4	Plug-Thread, Straight
16:1	92-8777	1	O-Ring
17	75-0180	2	Capscrew-HH
18	75-0190	2	Plug-Special
19	75-0200	2	Plug-Thread, Straight
20	75-0210	2	O-Ring
21	75-0220	2	Pin
22	75-0230	1	Seal-Lip
23	75-0240	6	O-Ring

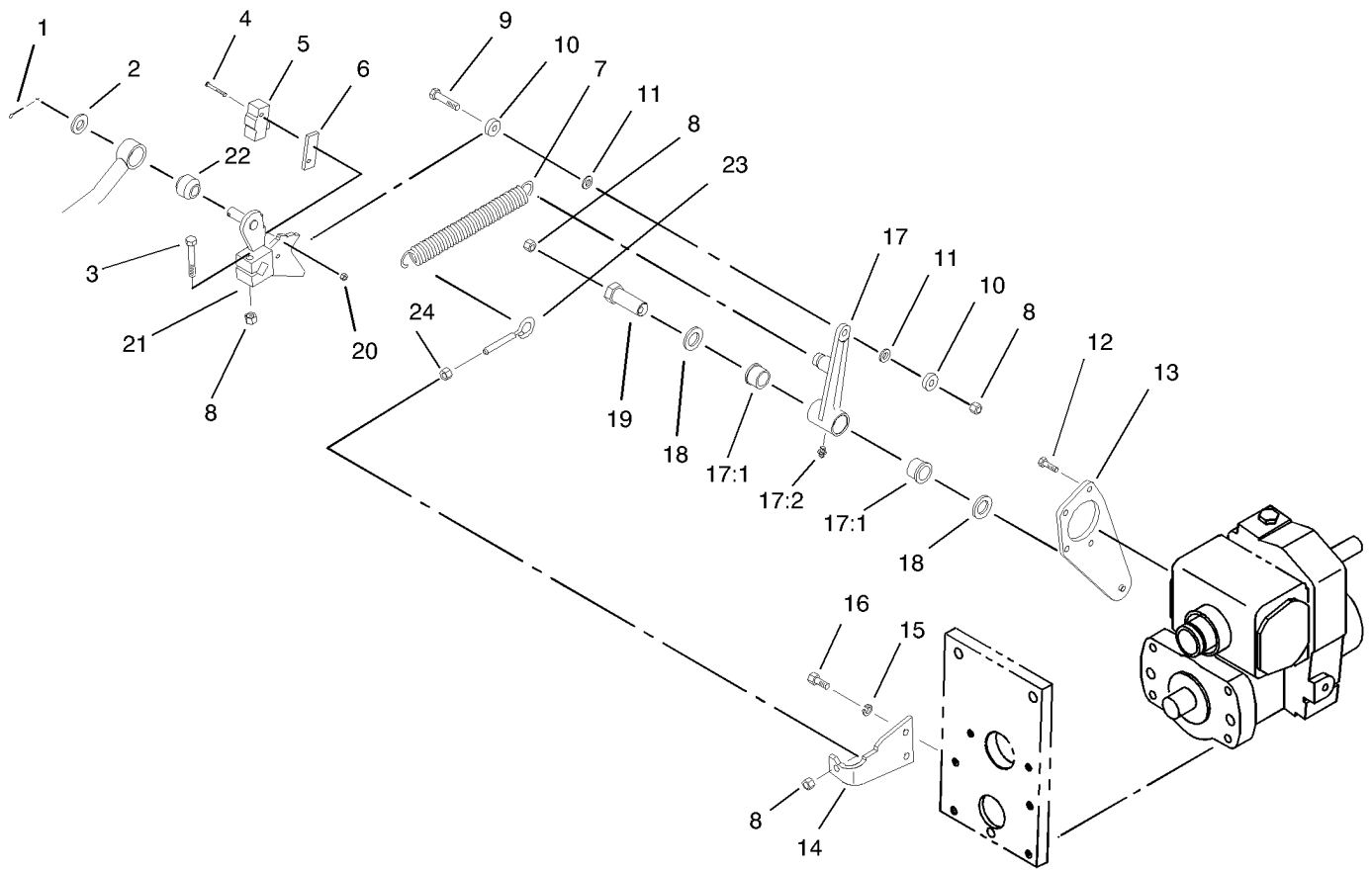
Ref	Part No.	Qty.	Description
24	75-0250	1	Spring
25	75-0260	4	Valve-Relief
26	75-0270	1	Spring
27	75-0280	1	Spring
28	75-0290	2	Spring
30	75-0310	1	Shim
31	75-0320	1	Nipple
32	75-0330	1	Seal-Lip
33	75-0340	1	Bearing-Needle
34	75-0350	1	Pin
35	75-0360	1	Gerotor
36	75-0370	1	O-Ring
37	75-0380	1	Plate-Valve
38	75-0390	1	Plate-Swash
39	75-0400	2	Plate-Thrust
40	75-0410	1	O-Ring
41	86-7540	1	Shaft-Pump
42	75-0430	1	Ring-Retaining
43	75-0440	1	Shaft-Motor
44	75-0450	1	Collar
45	75-0460	2	Bearing-Ball
46	75-0470	2	Cylinder Block Kit
47	75-0480	2	Pin
49	75-0500	2	Bearing-Needle



Transmission Assembly No. 75-0012 (continued)

Ref	Part No.	Qty.	Description
50	75-0510	1	Pin
51	75-0520	1	Bearing-Ball
52	75-6930	1	Valve-Screw
53	32120-74	1	Snap-Ring
55	93-0097	1	Valve-Screw
56	93-0083	1	Plate-Valve

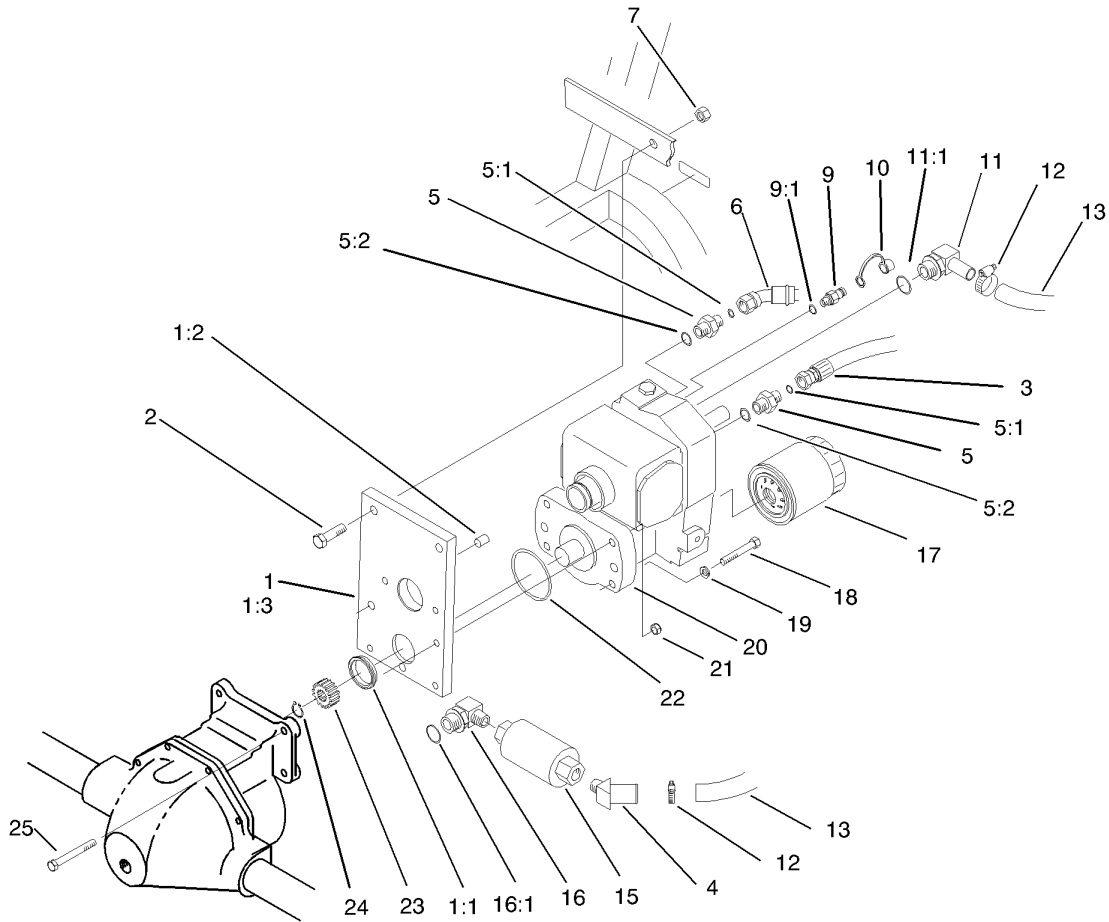
--	--	--	--



Traction Control Assembly

Ref	Part No.	Qty.	Description
1	3272-10	1	Pin-Cotter
2	3256-26	1	Washer-Flat
3	322-10	1	Screw-HH
4	32105-21	2	Screw-HH
5	29-6162	1	Switch-Micro
6	75-4130	1	Plate-Switch
7	76-9430-03	1	Spring-Extention
8	3296-29	4	Nut-Lock, NI
9	322-7	1	Screw-HH
10	251-307	2	Bearing-Ball
11	75-5470	2	Spacer-Bearing
12	321-5	4	Screw-HH
13	104-1480-03	1	Traction Plate ASM
14	85-9900-03	1	Plate-Anchor, Spring
15	3253-4	2	Washer-Lock
16	322-3	2	Screw-HH
17	92-2581	1	Neutral Switch Arm ASM
17:1	256-113	2	Bushing-Flange
17:2	302-5	1	Fitting-Grease
18	3-6498	2	Washer-Thrust
19	76-8640	1	Stud-Traction
20	3296-9	2	Nut-Lock, NI
21	75-4100-03	1	Control-Pump
22	23-2270	1	Bushing-Rubber

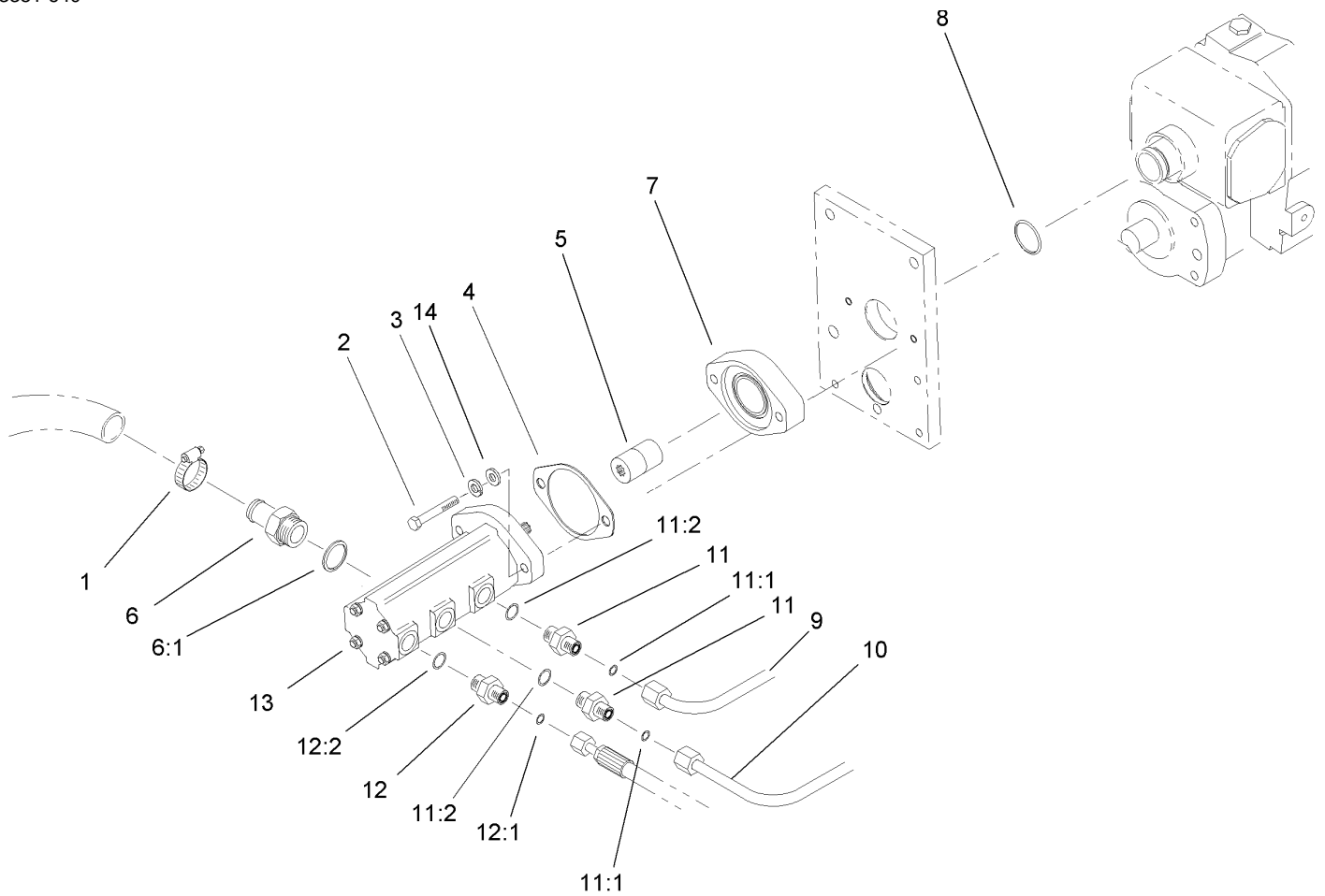
Ref	Part No.	Qty.	Description
23	85-9910	1	Eyebolt
24	3217-6	1	Nut-Hex



Transmission Assembly

Ref	Part No.	Qty.	Description
1	92-4846	1	Transmission Support ASM
1:1	75-3110	1	Collar-Transmission
1:2	92-4808	1	Sleeve-Transmission
1:3	92-4809	1	Support-Transmission
2	325-7	2	Screw-HH
3	93-0075	1	Hose ASM
4	354-72	1	Fitting-HYD
5	340-3	2	Adapter
5:1	237-22	1	O-Ring
5:2	237-79	1	O-Ring
6	93-0076	1	Hose ASM
7	3296-23	2	Nut-Lock, NI
9	354-77	1	Fitting-Quick
9:1	237-78	1	O-Ring
10	354-79	1	Cap-Dust
11	75-4720	1	Fitting-Line, Suction
11:1	237-81	1	O-Ring
12	2412-129	2	Clamp-Hose
13	75-6350	1	Hose
15	75-6340-03	1	Filter
16	354-75	1	Fitting-Hyd, 90 DEG
16:1	237-81	1	O-Ring
17	75-1330	1	Element-Filter
18	323-12	2	Screw-HH

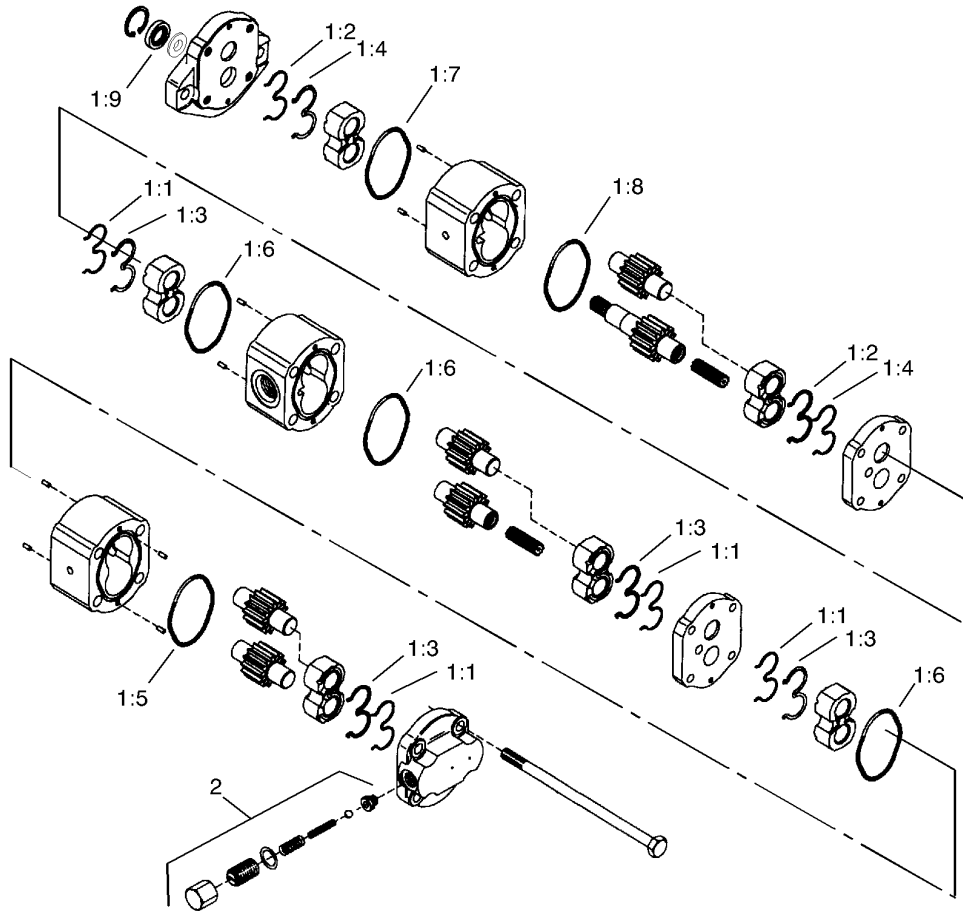
Ref	Part No.	Qty.	Description
19	3253-21	2	Washer-Lock
20	75-0012	1	Transmission
21	3296-39	2	Nut-Lock, NI
22	237-161	1	O-Ring
23	86-7220	1	Gear-Pinion
24	32151-62	1	Ring-Retaining
25	323-20	2	Screw-HH



Gear Pump Installation Assembly

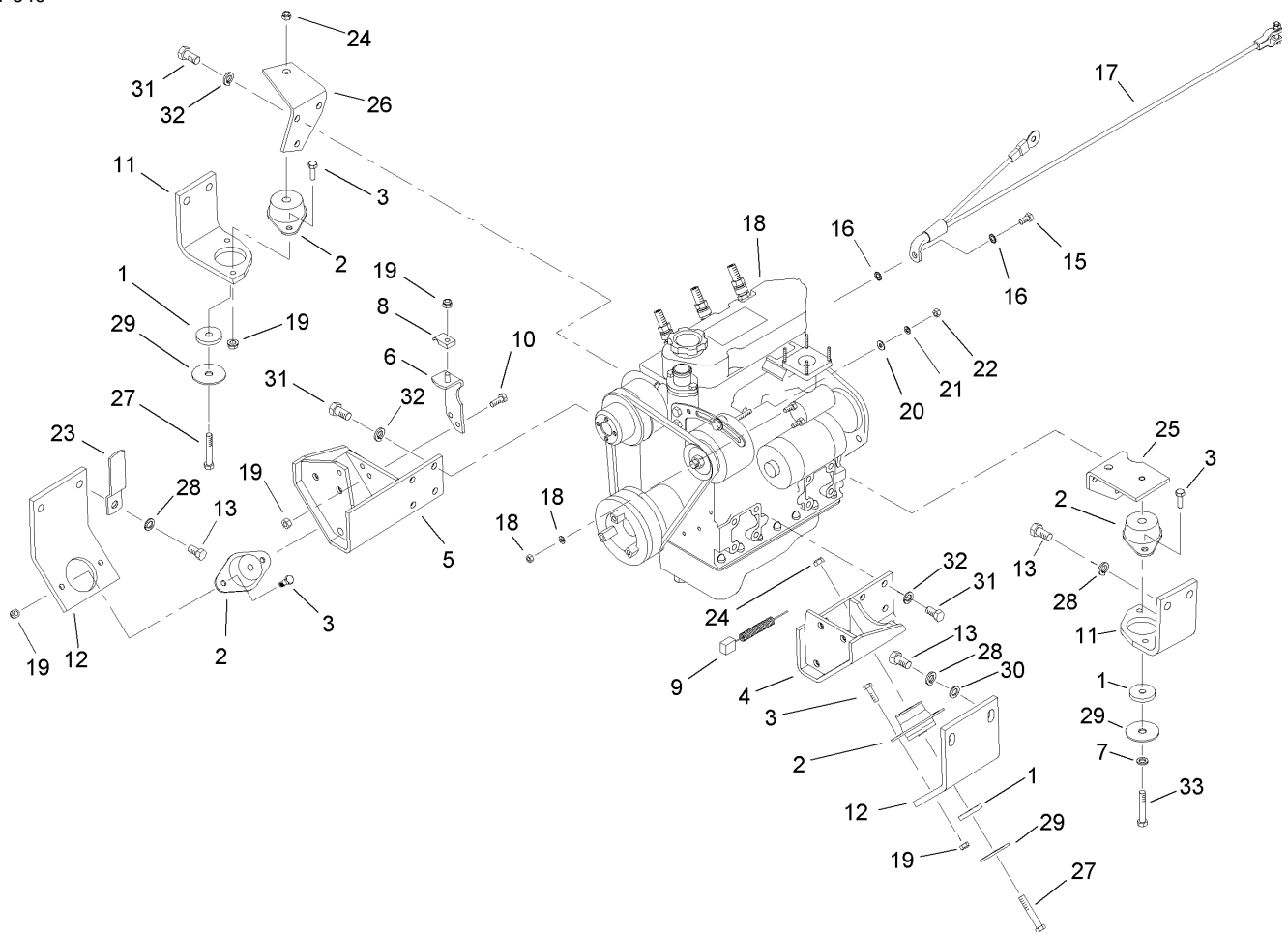
Ref	Part No.	Qty.	Description
1	2412-34	1	Clamp-Hose
2	323-12	2	Screw-HH
3	3253-5	2	Washer-Lock
4	93-3604	1	Gasket
5	93-1396	1	Coupler
6	354-78	1	Connector-Hose
6:1	237-146	1	O-Ring
7	75-4400-03	1	Adaptor
8	237-163	1	O-Ring
9	93-3642	1	Tube-Pump, Port 1
10	93-3643	1	Tube-Pump, Port 2
11	340-4	2	Fitting-Hyd, Sraight
11:1	237-30	1	O-Ring
11:2	237-79	1	O-Ring
12	340-3	1	Adapter
12:1	237-22	1	O-Ring
12:2	237-79	1	O-Ring
13	107-2380	1	Pump-Gear
14	48-9220	2	Washer

--	--	--	--



Gear Pump Assembly No. 107-2380

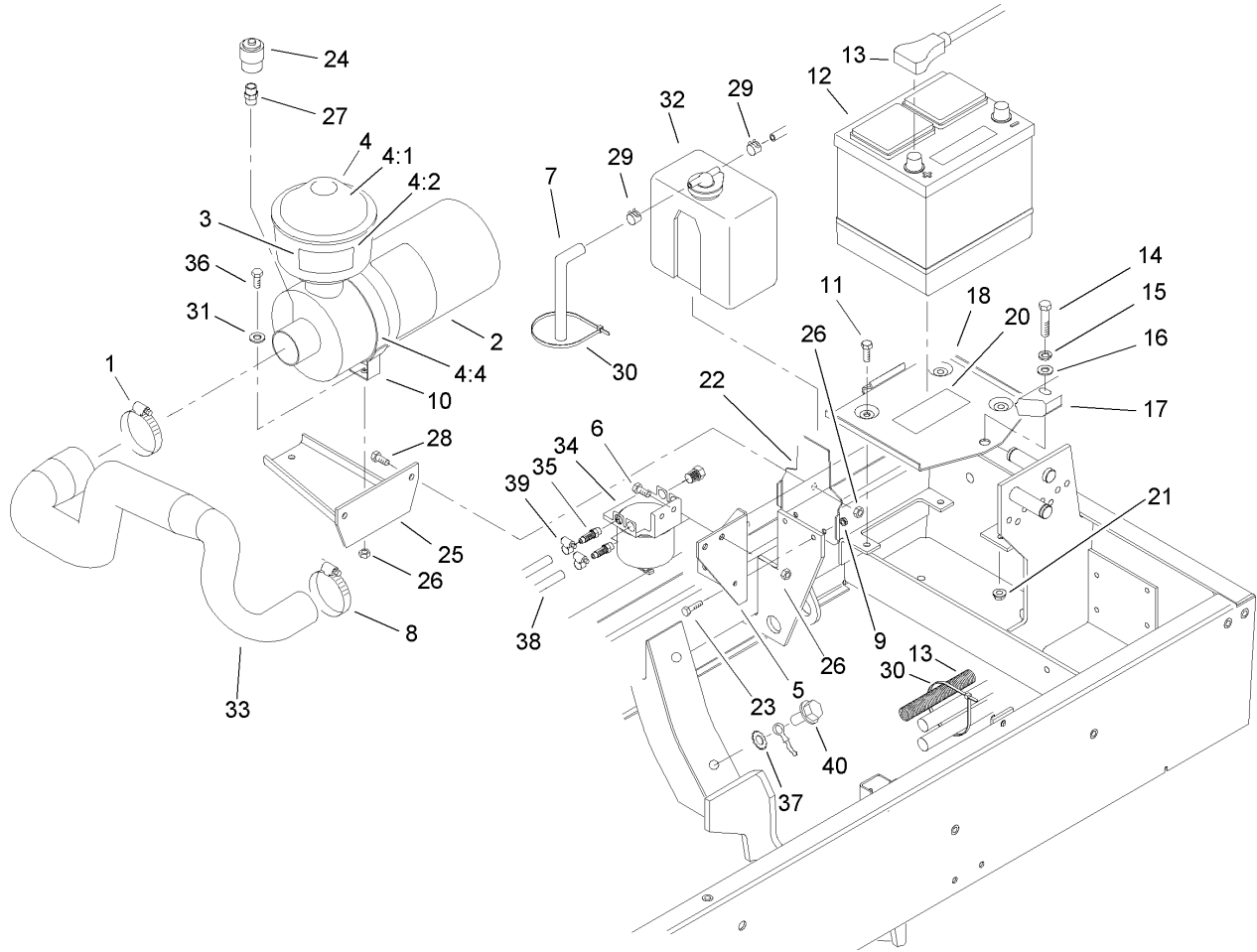
Ref	Part No.	Qty.	Description			
1	104-0576	1	Seal Kit			
1:1		4	Seal-Extrusion, Anti			
1:2		2	Seal-Extrusion, Anti			
1:3		4	Seal-Loading, Pressure			
1:4		2	Seal-Loading, Pressure			
1:5		1	O-Ring			
1:6		3	O-Ring			
1:7		1	O-Ring			
1:8		1	O-Ring			
1:9		1	Seal-Shaft			
2	104-0577	1	Cover/relief Valve ASM			



Engine Installation Assembly

Ref	Part No.	Qty.	Description
1	83-1050	4	Spacer
2	83-1030	4	Mount-Engine
3	322-5	8	Screw-HH
4	98-4539-03	1	Bracket-Engine Mount, LH
5	98-4543-03	1	Bracket-Engine Mount, RH
6	98-9749	1	Plate-Throttle
7	3253-21	1	Washer-Lock
8	3-6657	1	Clip-Skid
9	99-3441	1	Harness-Wire, Fusible Link
10	322-4	2	Screw-HH
11	98-4513-03	2	Bracket-Engine, Rear
12	93-0095-03	2	Bracket-Engine, Front
13	3213-2	8	Screw-HH
15	98-9322	1	Screw-HSH
16	3255-9	2	Washer-Lock, Ext
17	98-4598	1	Cable-Battery, Negative
18	106-7778	1	Engine ASM
19	3296-29	11	Nut-Lock, NI
20	3256-78	1	Washer-Flat
21	43-5930	1	Washer-Spring
22	48-7890	1	Nut
23	98-4594	1	Clamp-Retainer
24	32128-36	3	Nut-HF
25	98-4515-03	1	Bracket-Rear Engine, LH

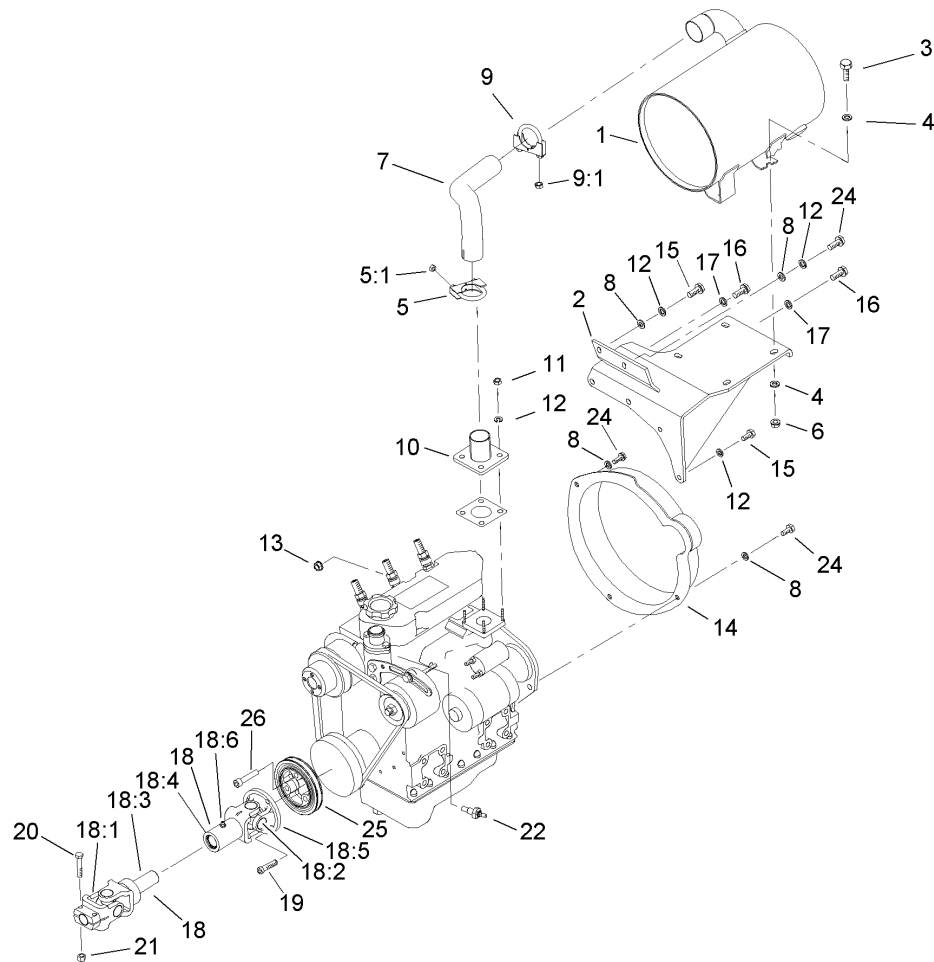
Ref	Part No.	Qty.	Description
26	98-4514-03	1	Bracket-Rear Engine, RH
27	323-12	3	Screw-HH
28	3253-7	8	Washer-Lock
29	87-5100	4	Washer-Snubbing
30	3256-40	4	Washer-Flat
31	43-0090	14	Screw-HH
32	42-9600	14	Lockwasher-Spring
33	323-10	1	Screw-HH



Engine Components Assembly

Ref	Part No.	Qty.	Description
1	2412-42	1	Clamp-Hose
2	98-4517	1	Air Cleaner ASM
3	93-6692	1	Decal-Fluid, Starting
4	48-7430	1	Precleaner
4:1	33-1260	1	Cover ASM
4:2	33-1270	1	Bowl-Clear
4:3	62-6300	1	Sleeve ASM
4:4	94-6873	1	Clamp
5	98-4578-03	1	Bracket-Filter, Fuel
6	3234-29	2	Screw-HHF
7	63-7630	1	Hose-Fuel
8	2412-92	1	Clamp-Hose
9	32128-33	2	Nut-HF
10	98-4525	1	Bracket-Cleaner, Air
11	322-4	3	Screw-HH
12	106-5187	1	Battery
13	104-0086	1	Cable-Battery, Positive
14	323-9	1	Screw-HH
15	3253-21	1	Washer-Lock
16	3256-24	1	Washer-Flat
17	66-2490	1	Retainer-Battery
18	94-7343	1	Battery Base ASM
20	93-7276	1	Decal-Danger
21	32128-20	1	Nut-HF

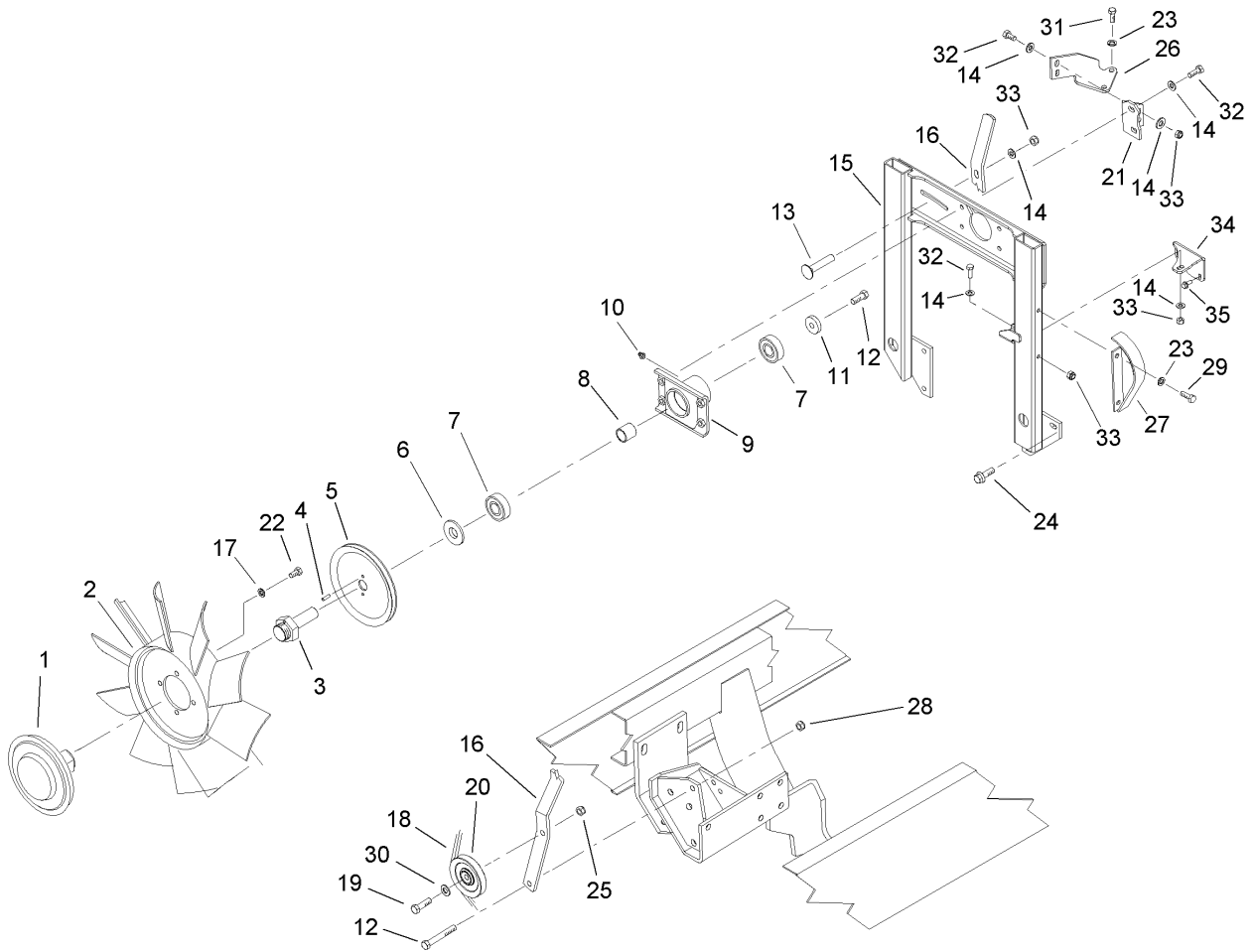
Ref	Part No.	Qty.	Description
22	98-4576-03	1	Bracket-Reservoir, Water
23	321-5	2	Screw-HH
24	93-9164	1	Indicator-Mini
25	98-4518-03	1	Bracket-Cleaner, Air
26	3296-29	6	Nut-Lock, NI
27	94-1416	1	Indicator Adapter ASM
28	322-5	2	Screw-HH
29	92-2379	2	Clamp-Hose
30	3290-378	2	Tie-Cable
31	3256-23	2	Washer-Flat
32	104-9318	1	Bottle-Overflow
33	98-4509	1	Hose-Cleaner, Air
34	98-9305	1	Water/fuel Filter ASM
35	353-783	2	Fitting
36	322-6	2	Screw-HH
37	3255-8	1	Washer-Lock
38	63-7622	1	Hose-Fuel
39	2412-108	4	Clamp-Worm
40	32144-14	1	Screw-HWH
99	3290-379	1	Tie-Cable



Muffler and Pump Drive Assembly

Ref	Part No.	Qty.	Description
1	107-2379	1	Muffler-Exhaust
2	98-4555-03	1	Bracket-Muffler
3	323-7	4	Screw-HH
4	3256-4	8	Washer-Flat
5	2112-9	1	Clamp
5:1	32128-20	2	Nut-HF
6	3296-39	4	Nut-Lock, NI
7	98-4524	1	Tube-Exhaust
8	3256-23	5	Washer-Flat
9	2112-6	1	Clamp-Muffler
9:1	3218-2	2	Nut-Jam
10	98-4527	1	Pipe-Exhaust, Engine
11	33014-00	4	Nut-Hex
12	42-9850	7	Washer-Lock, Spring
13	33024-00	1	Nut-Lock
14	105-7505	1	Guard-Flywheel
15	33114-025	3	Screw-HH
16	43-0090	2	Screw-HH
17	42-9600	2	Lockwasher-Spring
18	106-7751	1	Driveshaft ASM
18:1	54-9040	1	Yoke-End
18:2	100-2356	2	Cross And Bearing Kit
18:3	108-0632	1	Yoke And Shaft ASM
18:4	108-0633	1	Yoke-Telescoping

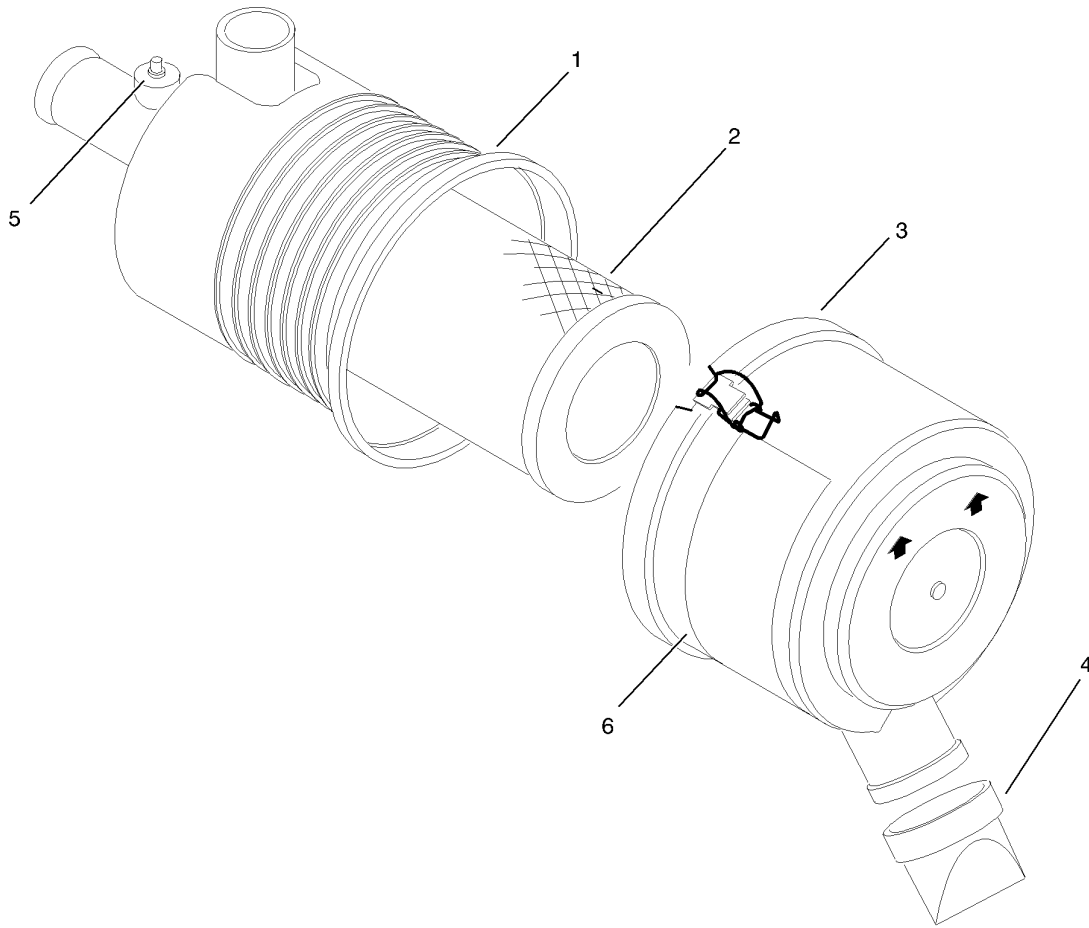
Ref	Part No.	Qty.	Description
18:5	108-0644	1	Yoke
18:6	302-5	1	Fitting-Grease
19	98-9322	3	Screw-HSH
20	322-9	2	Screw-HH
21	3296-29	2	Nut-Lock, NI
22	98-9346	1	Sender-Temperature
24	33114-020	4	Screw-HH
25	106-7756	1	Pulley
26	3274-106	3	Screw-HSH



Fan Drive Assembly

Ref	Part No.	Qty.	Description
1	74-5520	1	Clutch-Fan
2	75-3780	1	Fan-Engine
3	75-6380	1	Shaft-Fan
4	104-9312	2	Pin-Grooved
5	98-9743	1	Pulley-Drive, Fan
6	104-9259	1	Washer-Thrust
7	251-318	2	Bearing
8	104-0001	1	Spacer
9	75-4450-03	1	Hub
10	302-2	1	Fitting-Grease
11	67-1630	1	Spacer
12	323-6	2	Screw-HH
13	3230-2	1	Bolt-CARR
14	3256-23	9	Washer-Flat
15	107-8849-03	1	Fan Support ASM
16	98-4575-03	1	Lever-Idler, Fan
17	3253-4	4	Washer-Lock
18	98-9744	1	Belt-Fan
19	323-8	1	Screw-HH
20	63-8140	1	Pulley-Idler
21	98-9740	1	Bracket-Fan, Support
22	322-2	4	Screw-HH
23	42-9850	4	Washer-Lock, Spring
24	3234-29	6	Screw-HHF

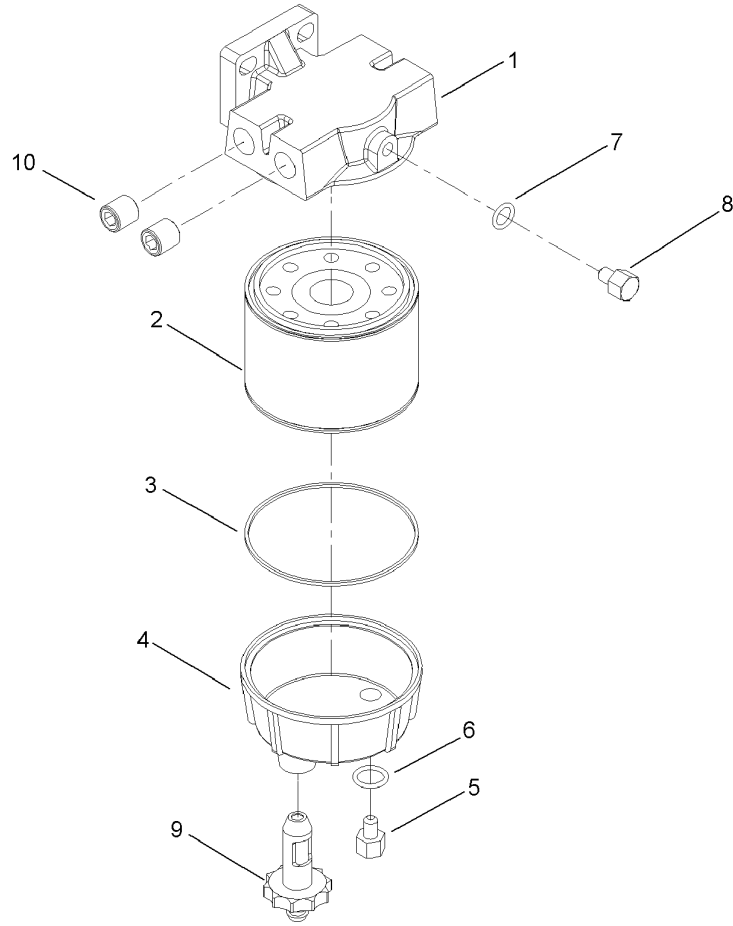
Ref	Part No.	Qty.	Description
25	3296-59	1	Nut-Lock, NI
26	98-9741	1	Bracket-Mount, Fan
27	98-4561-03	1	Shield-Alternator
28	3296-39	1	Nut-Lock, NI
29	32144-14	2	Screw-HWH
30	80-6990	1	Washer-Hardened
31	33114-016	2	Screw-HH
32	322-4	7	Screw-HH
33	3296-29	4	Nut-Lock, NI
34	106-7752	1	Bracket-Support, Fan
35	33103-016	2	Screw-HHF



Air Cleaner Assembly No. 98-4517

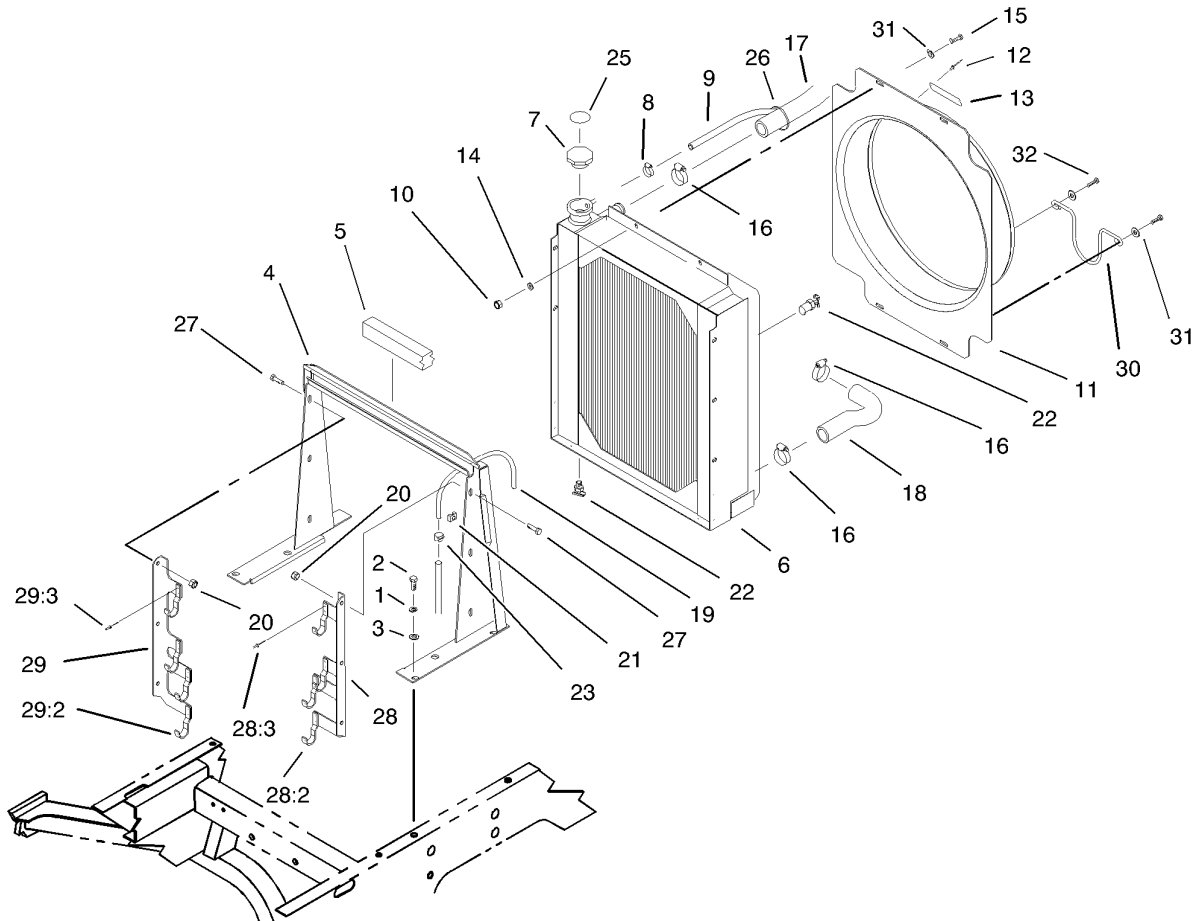
Ref	Part No.	Qty.	Description
①		1	Body ASM
2	98-9763	1	Element ASM
3	98-9771	1	Cover ASM
4	87-9400	1	Valve-Vacuator
⑤		1	Plug
6	98-9788	1	Decal-Instruction

Ref	Part No.	Qty.	Description



Water/Fuel Filter Assembly No. 98-9305

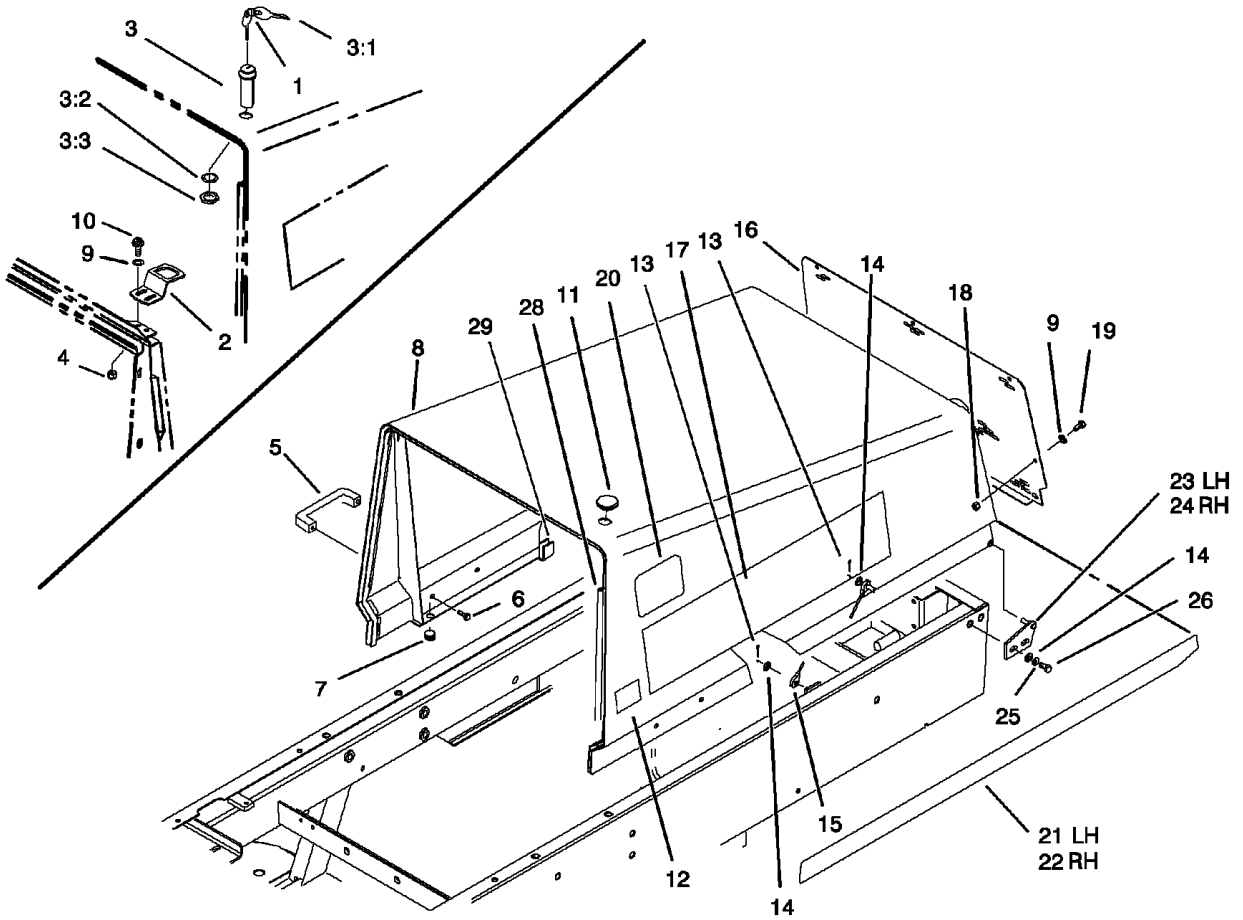
Ref	Part No.	Qty.	Description	
1	98-9772	1	Head-Filter	
2	98-9764	1	Element	
3	98-9774	1	O-Ring-Base, Filter	
4	98-9775	1	Base-Filter	
5	98-9773	1	Plug-Base, Filter	
6	237-42	1	O-Ring	
7	237-78	1	O-Ring	
8	98-9776	1	Plug-Head, Filter	
9	98-9777	1	Drain Valve ASM	
10	285-22	2	Plug-Pipe	



Radiator Assembly

Ref	Part No.	Qty.	Description
1	3253-4	4	Washer-Lock
2	322-5	4	Screw-HH
3	3256-23	4	Washer-Flat
4	98-9317-03	1	Support-Radiator
5	93-0005	1	Strip-Foam, Radiator Top
6	98-4507	1	Radiator
7	66-3240	1	Cap-Radiator
8	92-2379	1	Clamp-Hose
9	75-2851	1	Hose-Fuel
10	3296-42	4	Nut-Lock, NI
11	98-4571	1	Shroud-Fan
12	3290-55	2	Rivet-Pop
13	98-9335	1	Plate-Warning, Fan
14	3256-22	4	Washer-Flat
15	321-4	2	Screw-HH
16	2412-34	4	Clamp-Hose
17	98-4511	1	Hose-Radiator, Upper
18	98-4508	1	Hose-Radiator, Lower
19	66-3180	1	Tube-Vent
20	32128-20	6	Nut-HF
21	2412-103	1	Clamp
22	304-46	1	Draincock
23	2412-98	1	Clamp
25	106-5976	1	Decal-Warning

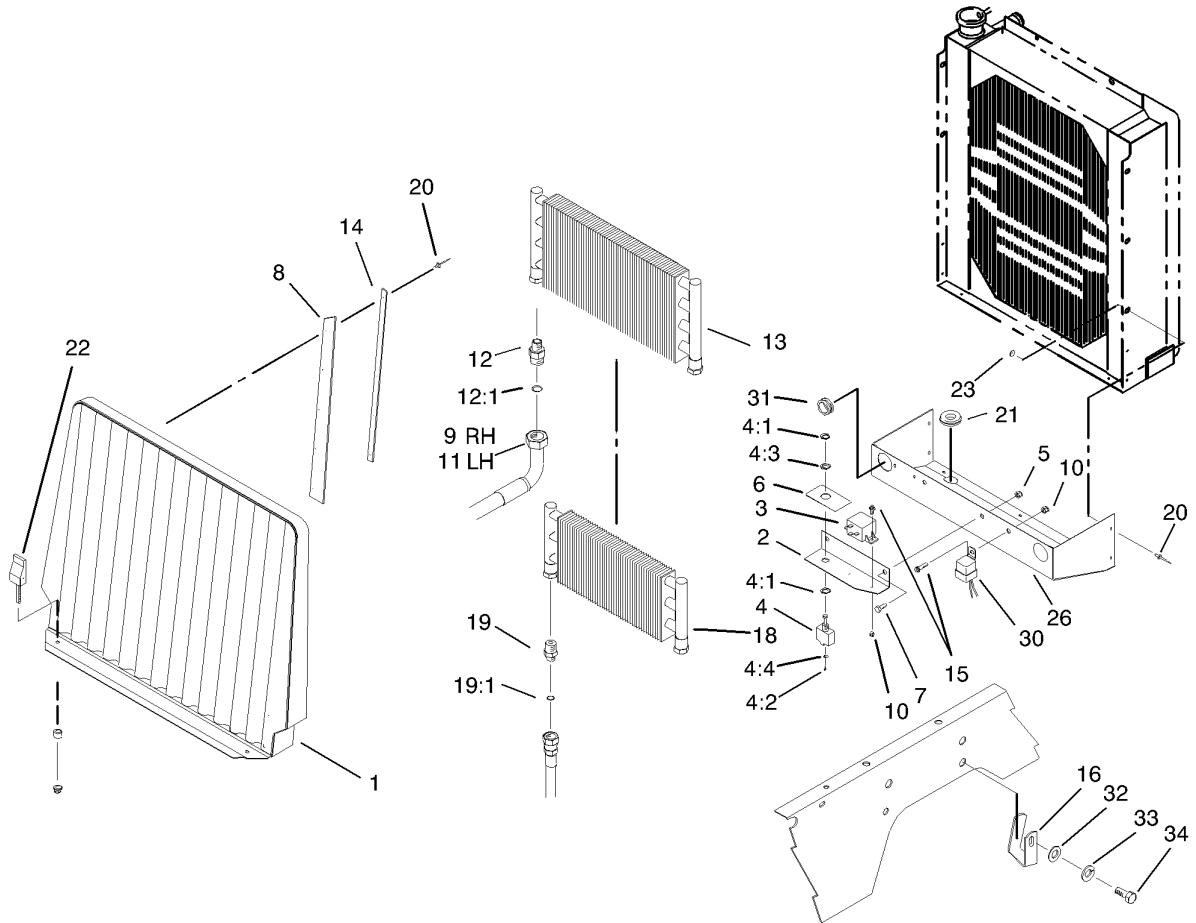
Ref	Part No.	Qty.	Description
26	3290-379	1	Tie-Cable
27	3234-5	6	Screw
28	99-6991	1	LH Cooler Mount ASM
28:2	75-0930	4	Hook-Mount, Cooler
28:3	3269-15	8	Rivet
29	99-6994	1	RH Cooler Mount ASM
29:2	75-0930	4	Hook-Mount, Cooler
29:3	3269-15	8	Rivet
30	104-1448	1	Hoop-Driveline
31	3256-55	4	Washer-Flat
32	321-6	2	Screw-HH



Hood Assembly

Ref	Part No.	Qty.	Description
1	98-9321	1	Ring-Key
2	98-9316	1	Latch-Hood
3	98-9315	1	Latch-Locking
3:1	99-8350	2	Key-Latch, Locking
3:2		1	Washer-Switch
3:3		1	Nut-Switch
4	3296-16	2	Nut-Lock, NI
5	65-5100	2	Handle-Door
6	46-8091	4	Screw-HWH
7	237-141	2	Grommet-Rubber
8	98-9746	1	Hood ASM
9	3256-1	9	Washer-Flat
10	321-4	2	Screw-HH
11	98-9314	1	Grommet
12	93-7252	1	Decal
13	3272-4	2	Pin-Cotter
14	3256-23	6	Washer-Flat
15	75-0570	1	Cable-Hood
16	98-4573-03	1	Screen-Hood, Rear
17	106-7062	2	Decal
18	3296-42	7	Nut-Lock, NI
19	321-39	7	Screw-HH
20	66-6140	2	Decal
21	92-5751	1	Decal-Hood, LH

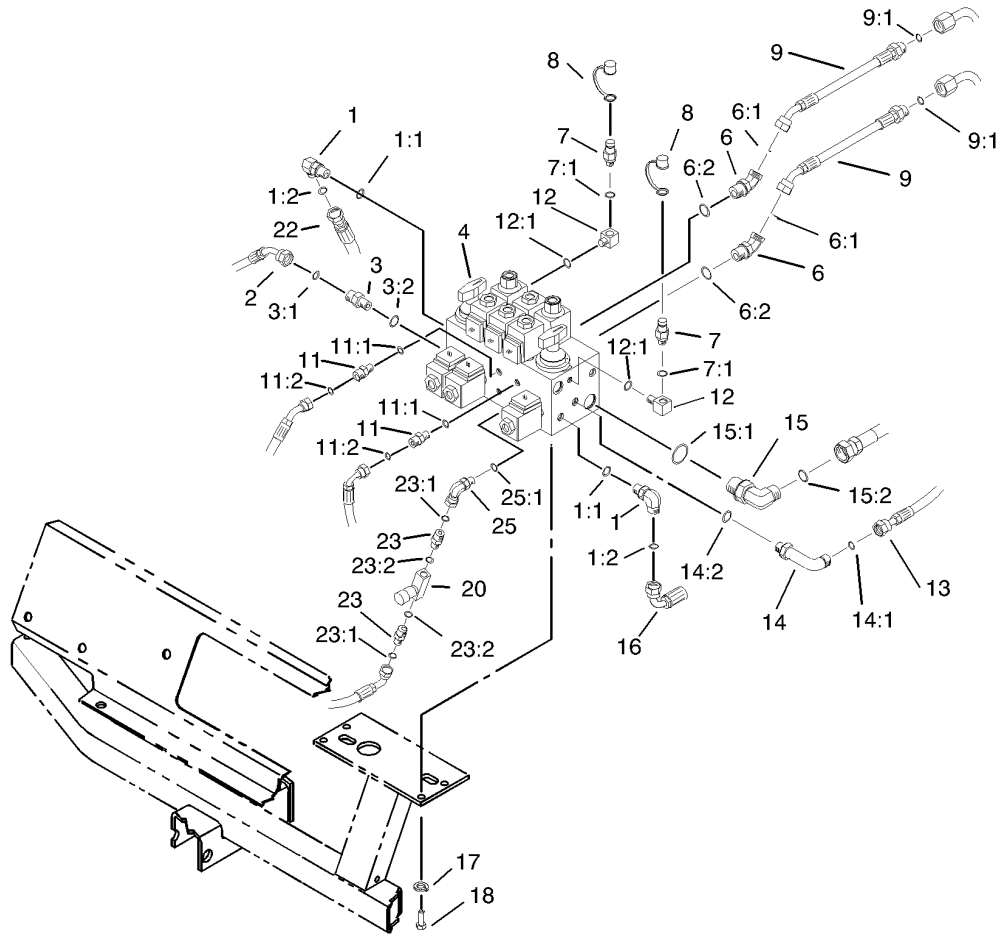
Ref	Part No.	Qty.	Description
22	92-5752	1	Decal-Hood, RH
23	63-6900-01	1	LH Hood Hinge Plate ASM
24	63-6890-01	1	RH Hood Hinge Plate ASM
25	3253-4	4	Washer-Lock
26	322-5	4	Screw-HH
28	93-0081	1	Strip-Seal
29	99-8975	1	Strip-Seal



Oil Cooler/Radiator Assembly

Ref	Part No.	Qty.	Description
1	93-0032-03	1	Housing-Screen, Front
2	75-3390-03	1	Bracket-Backlap
3	66-8800	1	Relay
4	99-8352	1	Switch-Backlap, Master
4:1	218-498	2	Locknut
4:2	218-588	3	Screw
4:3	218-589	1	Nut And Lockwasher ASM
4:4	3253-19	3	Washer-Lock
5	3296-29	2	Nut-Lock, NI
6	93-6684	1	Decal-Backlap
7	322-2	2	Screw-HH
8	93-3623	2	Strip-Sealing, Radiator
9	93-0077	1	Hose ASM
10	3296-42	3	Nut-Lock, NI
11	93-0078	1	Hose ASM
12	92-4999	2	Fitting
12:1	237-65	1	O-Ring
13	75-1040	1	Cooler-Oil
14	93-3624-03	2	Plate-Retaining
15	321-4	3	Screw-HH
16	98-3928	2	Clamp-Hose
18	24-0760	1	Cooler ASM
19	340-124	2	Adapter
19:1	237-22	1	O-Ring

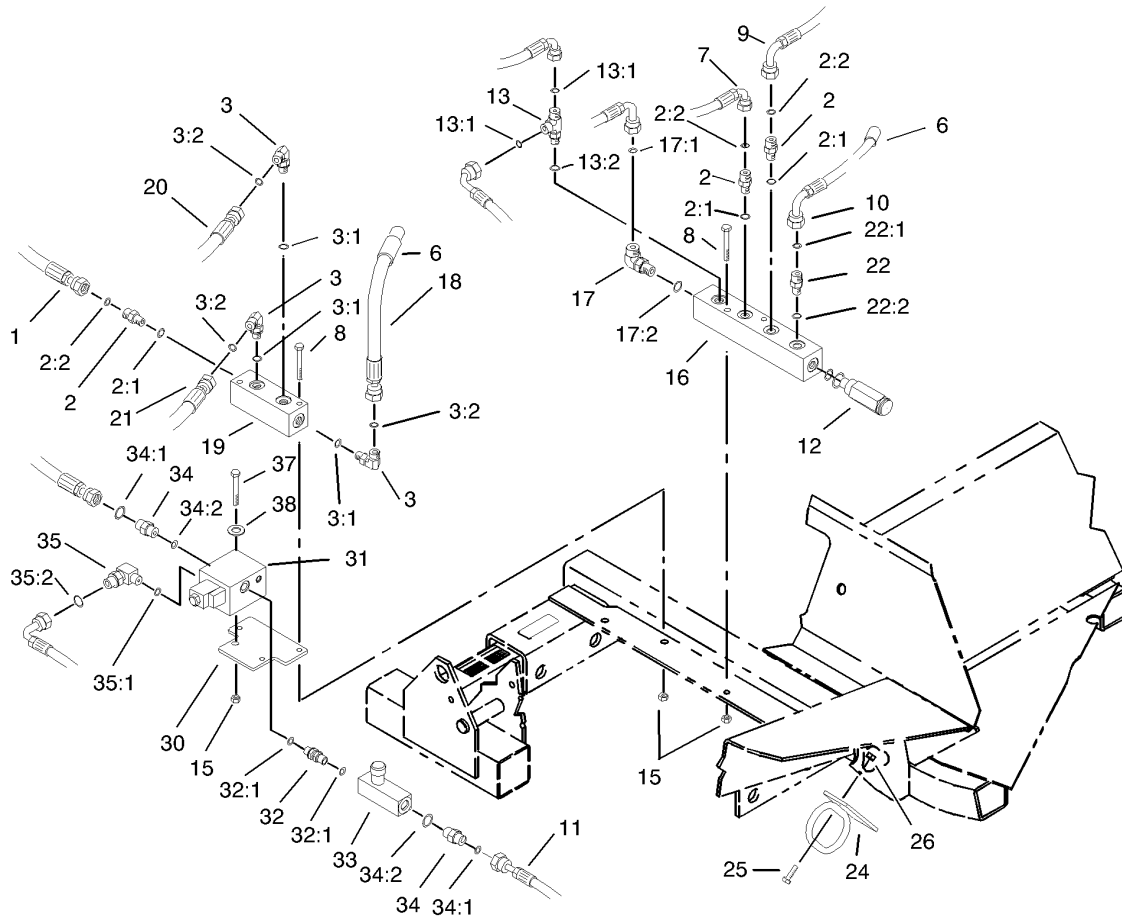
Ref	Part No.	Qty.	Description
20	3269-13	15	Rivet-Pop
21	100-3815	2	Grommet-Rubber
22	93-1374	2	Latch-Swell
23	3269-10	5	Washer-Back
26	104-9257-03	1	Shield-Radiator
30	70-1480	1	Relay
31	240-3	2	Grommet-Rubber
32	3256-26	2	Washer-Flat
33	3253-7	2	Washer-Lock
34	325-5	2	Screw-HH



Hydraulic Control Block and Hoses Assembly

Ref	Part No.	Qty.	Description
1	340-98	2	Fitting-Hyd, 90 DEG
1:1	237-79	1	O-Ring
1:2	237-30	1	O-Ring
2	100-3879	1	HYD Hose ASM
3	340-4	1	Fitting-Hyd, Sraight
3:1	237-30	1	O-Ring
3:2	237-79	1	O-Ring
4	98-4579	1	HYD Manifold ASM
6	340-101	2	Fitting-Hyd, 45 DEG
6:1	237-30	1	O-Ring
6:2	237-79	1	O-Ring
7	354-77	2	Fitting-Quick
7:1	237-78	1	O-Ring
8	354-79	2	Cap-Dust
9	86-9190	2	Hose
9:1	237-30	1	O-Ring
11	340-92	2	Fitting-Hyd, Straight
11:1	237-78	1	O-Ring
11:2	237-21	1	O-Ring
12	75-6640	2	Fitting-Hyd, Special
12:1	237-78	1	O-Ring
13	98-9348	1	HYD Hose ASM
14	98-9781	1	Fitting-Hyd, 90 DEG
14:1	237-30	1	O-Ring

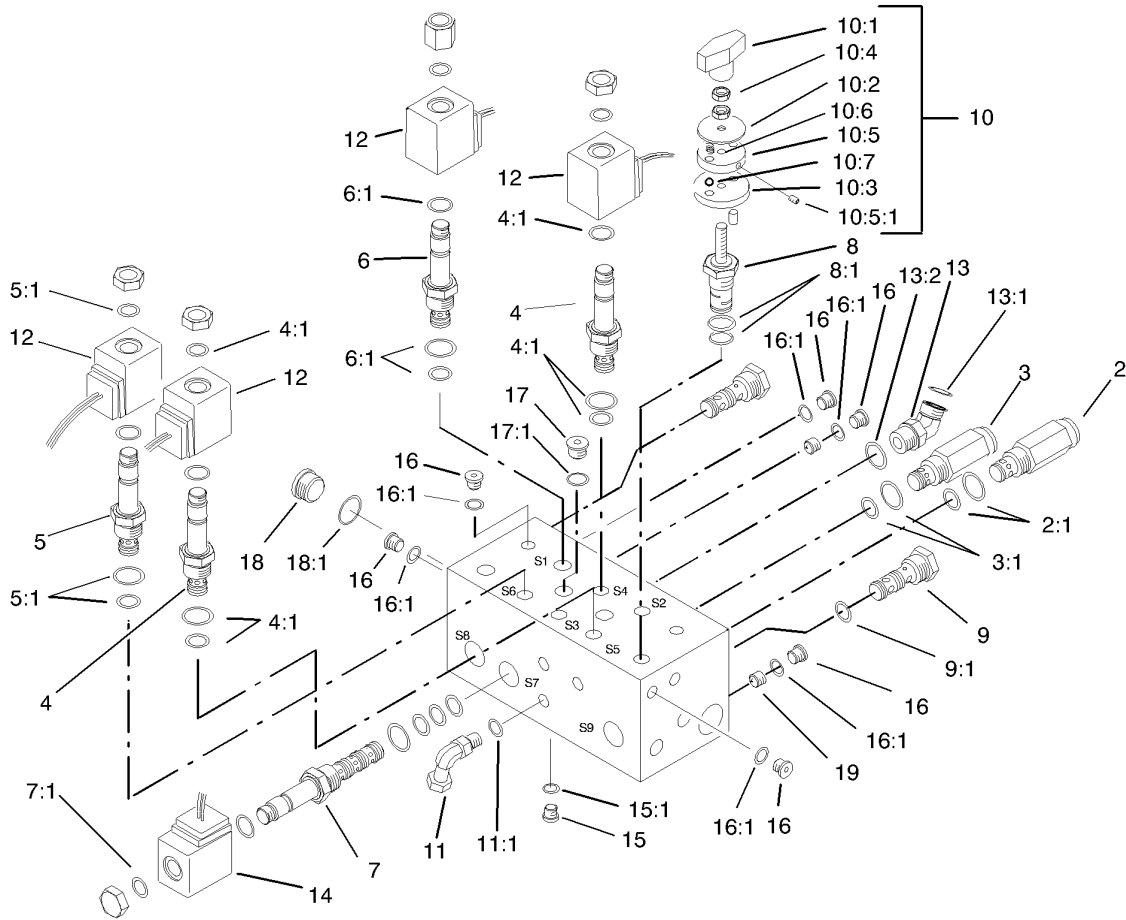
Ref	Part No.	Qty.	Description
14:2	237-79	1	O-Ring
15	340-139	1	Fitting-Hyd, 90 DEG
15:1	237-81	1	O-Ring
15:2	237-65	1	O-Ring
16	98-9347	1	HYD Hose ASM
17	3253-4	4	Washer-Lock
18	322-3	4	Screw-HH
20	98-9742	1	Valve-Control, Flow
22	100-3878	1	HYD Hose ASM
23	340-1	2	Adapter
23:1	237-21	1	O-Ring
23:2	237-42	1	O-Ring
24	3290-378	1	Tie-Cable
25	340-143	1	Elbow-Swivel, 90 DEG
25:1	237-78	1	O-Ring



Front Hydraulic Manifold Assembly

Ref	Part No.	Qty.	Description
1	98-4584	1	HYD Hose ASM
2	340-92	3	Fitting-Hyd, Straight
2:1	237-78	1	O-Ring
2:2	237-21	1	O-Ring
3	340-132	3	Fitting-Hyd, 90 DEG
3:1	237-78	1	O-Ring
3:2	237-21	1	O-Ring
6	38-3400	2	Guard-Rubber
7	75-5910	1	Hose
8	321-18	4	Screw-HH
9	93-0118	1	Hose ASM
10	93-0119	1	Hose ASM
11	99-5643	1	Hose-HYD
12	93-0143	1	Cartridge-Relief, P.o.
13	340-140	1	Adapter-Tee
13:1	237-21	2	O-Ring
13:2	237-78	1	O-Ring
15	3296-42	6	Nut-Lock, NI
16	93-0139	1	Block-Manifold, 6 Port
17	340-77	1	Fitting-Hyd, 90 DEG
17:1	237-22	1	O-Ring
17:2	237-42	1	O-Ring
18	92-9096	1	Hose
19	75-1180	1	Block-Manifold, 4 Port

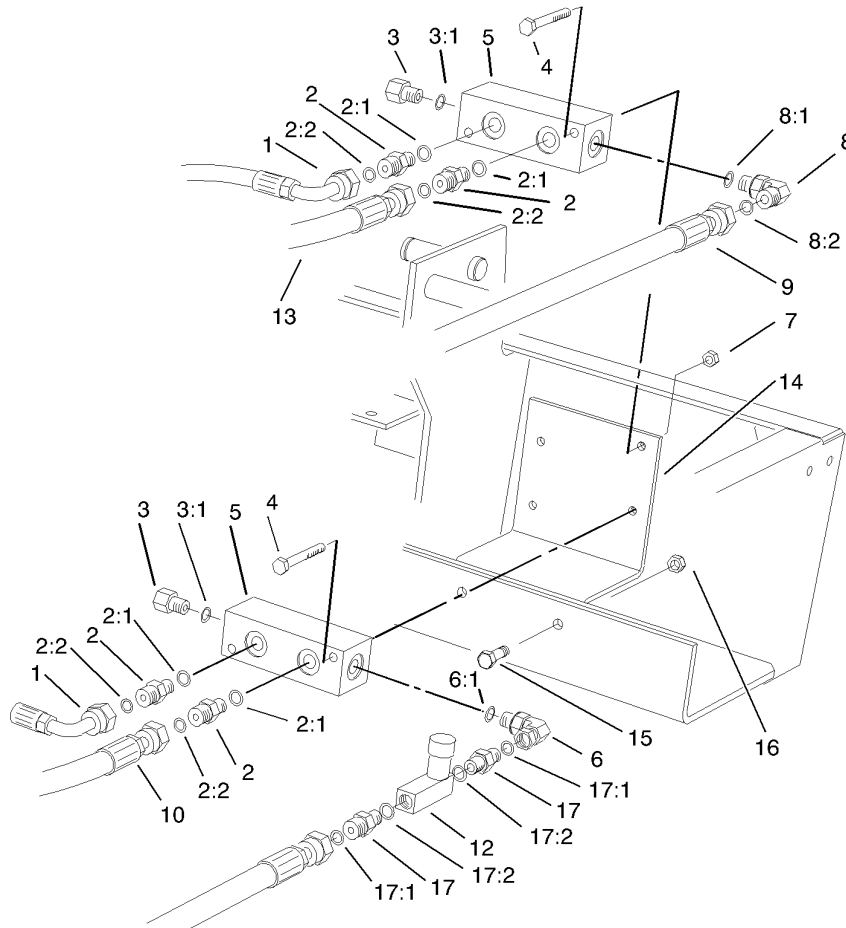
Ref	Part No.	Qty.	Description
20	98-4587	1	HYD Hose ASM
21	104-9323	1	HYD Hose ASM
22	340-2	2	Fitting-Hyd, Straight
22:1	237-22	1	O-Ring
22:2	237-42	1	O-Ring
24	104-0028	2	Guide-Hose
25	322-5	4	Screw-HH
26	3296-29	4	Nut-Lock, NI
30	105-7510	1	Bracket-Mounting
31	105-3303	1	Flow Divider Valve ASM
32	99-5644	1	Fitting-Sae
32:1	237-42	2	O-Ring
33	98-9742	1	Valve-Control, Flow
34	340-1	2	Adapter
34:1	237-21	1	O-Ring
34:2	237-42	1	O-Ring
35	340-82	1	Adapter
35:1	237-42	1	O-Ring
35:2	237-21	1	O-Ring
37	321-23	2	Screw-HH
38	3256-2	2	Washer-Flat



Hydraulic Manifold Assembly No. 98-4579

Ref	Part No.	Qty.	Description
2	75-2010	1	Cartridge-Relief, Da
2:1	95-5645	1	Seal Kit
3	75-0920	1	Cartridge-Relief
3:1	95-5645	1	Seal Kit
4	94-2685	3	Cartridge-N.c., Spool
4:1	95-5645	1	Seal Kit
5	92-6315	1	Cartridge-Poppet, N.c.
5:1	95-5645	1	Seal Kit
6	88-7020	2	Cartridge-N.o., Spool
6:1	95-5645	1	Seal Kit
7	88-6960	3	Cartridge
7:1	95-5642	1	Seal Kit
8	98-9779	2	Cartridge-Flow
8:1	95-5645	1	Seal Kit
9	69-4120	2	Cartridge-Logic
9:1	69-4240	1	Seal Kit
10	94-3660	1	Detent Kit
10:1	94-5020	1	Knob ASM
10:2	94-5025	1	Plate-Locating
10:3	94-5026	1	Plate-Indicator
10:4	3218-1	2	Nut-Jam
10:5	94-5023	1	Plate-Detent
10:5:1	3245-36	1	Screw-Set, HS
10:6	94-5027	2	Spring

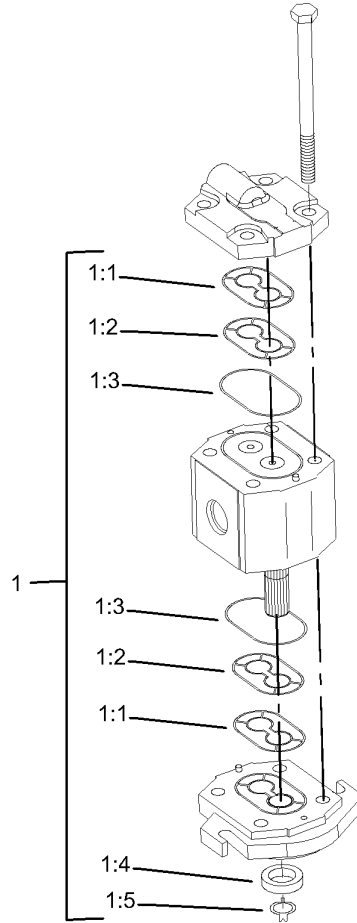
Ref	Part No.	Qty.	Description
10:7	255-13	2	Ball-Steel, Stainless
11	340-143	1	Elbow-Swivel, 90 DEG
11:1	237-78	1	O-Ring
12	88-9190	6	Solenoid Coil Kit
13	340-101	1	Fitting-Hyd, 45 DEG
13:1	237-30	1	O-Ring
13:2	237-79	1	O-Ring
14	88-9200	3	Coil-Solenoid
15	106-1024	10	Plug-Leak, Zero
15:1	237-156	1	O-Ring
16	106-1025	15	Plug-Leak, Zero
16:1	237-78	1	O-Ring
17	106-1026	1	Plug-Leak, Zero
17:1	237-42	1	O-Ring
18	106-1028	1	Plug-Leak, Zero
18:1	237-80	1	O-Ring
19	95-5999	2	Plug-Orifice



Rear Hydraulic Manifold Assembly

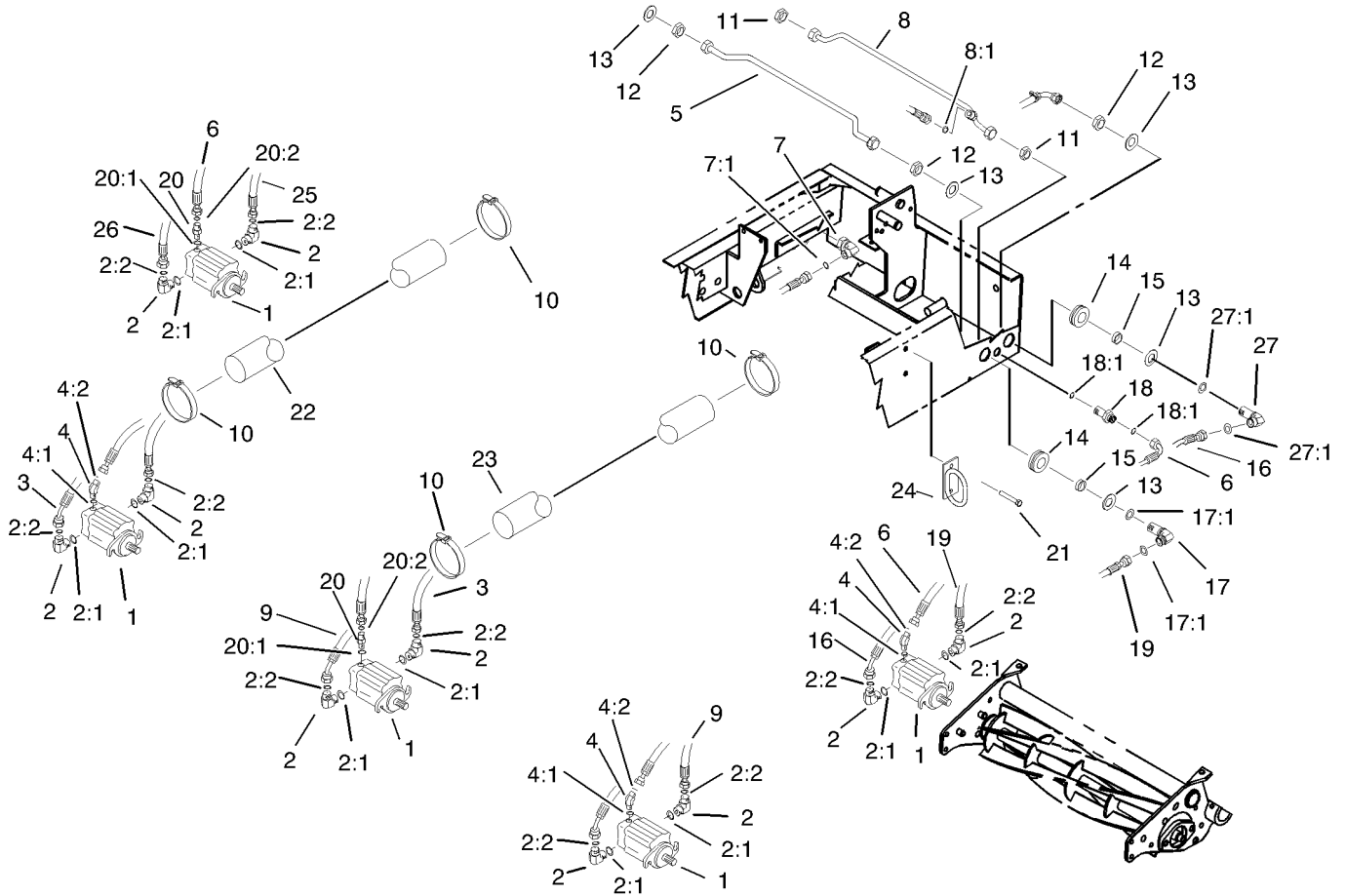
Ref	Part No.	Qty.	Description
1	75-6180	2	Hose
2	340-92	4	Fitting-Hyd, Straight
2:1	237-78	1	O-Ring
2:2	237-21	1	O-Ring
3	353-512	2	Plug
3:1	237-78	1	O-Ring
4	321-11	4	Screw-HH
5	75-1180	2	Block-Manifold, 4 Port
6	340-143	1	Elbow-Swivel, 90 DEG
6:1	237-78	1	O-Ring
7	32128-33	4	Nut-HF
8	340-132	1	Fitting-Hyd, 90 DEG
8:1	237-78	1	O-Ring
8:2	237-21	1	O-Ring
9	93-0118	1	Hose ASM
10	75-6080	1	Hose
12	98-9742	1	Valve-Control, Flow
13	75-6070	1	Hose
14	94-4920-03	1	Plate-Mounting, Valve
15	322-5	2	Screw-HH
16	32128-20	2	Nut-HF
17	340-1	2	Adapter
17:1	237-21	1	O-Ring
17:2	237-42	1	O-Ring

Ref	Part No.	Qty.	Description
18	3290-378	1	Tie-Cable



Hydraulic Motor Assembly No. 100-6426

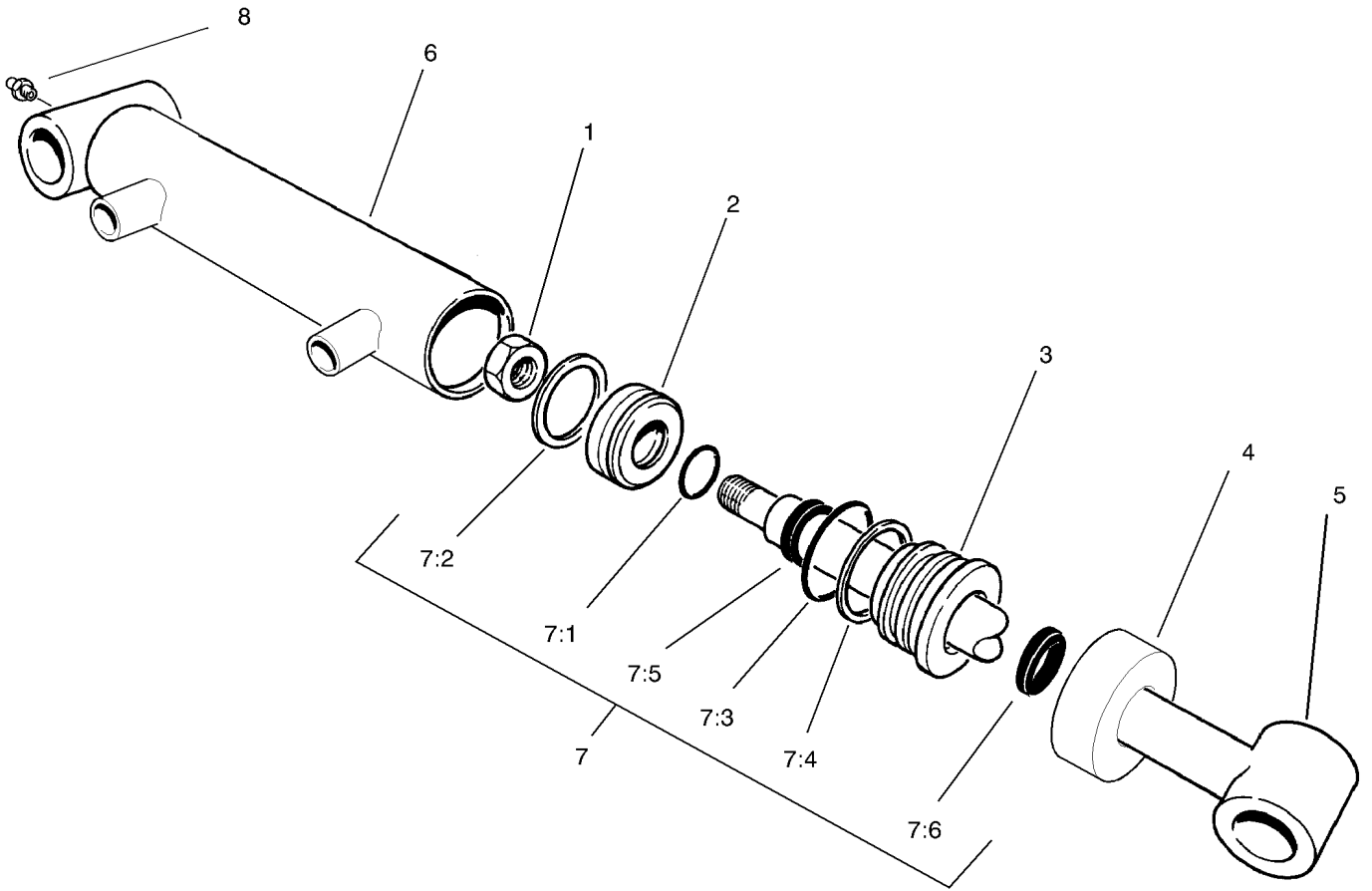
Ref	Part No.	Qty.	Description				
1	105-9758	1	Seal Kit				
1:1		2	Seal-Extrusion, Anti				
1:2		2	Seal-Pressure				
1:3		2	O-Ring				
1:4		1	Seal-Shaft				
1:5		1	Washer-Backup				



Reel Motors Assembly

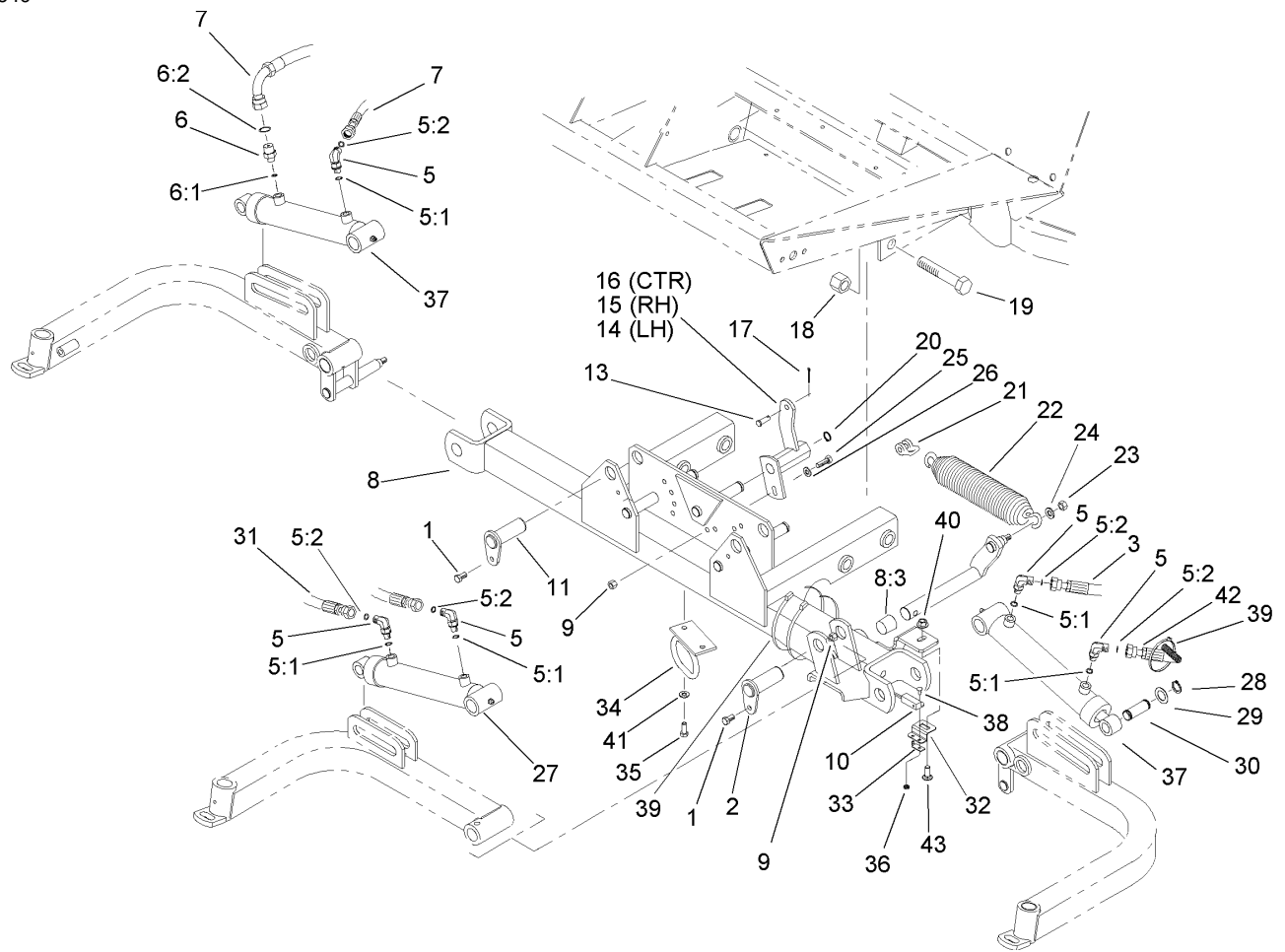
Ref	Part No.	Qty.	Description
1	100-6426	5	HYD Motor ASM
2	340-98	10	Fitting-Hyd, 90 DEG
2:1	237-79	1	O-Ring
2:2	237-30	1	O-Ring
3	104-9322	1	HYD Hose ASM
4	340-103	3	Fitting-Hyd, 45 DEG
4:1	237-78	1	O-Ring
4:2	237-21	1	O-Ring
5	94-4918	1	Tube ASM
6	98-4583	2	HYD Hose ASM
7	94-6031	1	Fitting-HYD
7:1	237-30	1	O-Ring
8	100-3714	1	Drain Tube ASM
8:1	237-21	1	O-Ring
9	104-9321	1	HYD Hose ASM
10	3290-379	10	Tie-Cable
11	340-70	2	Nut-Lock
12	340-127	4	Nut-Bulkhead
13	69-8930	8	Washer
14	240-5	4	Grommet
15	69-8960	4	Spacer
16	100-3876	1	HYD Hose ASM
17	93-9151	3	Fitting-HYD
17:1	237-30	2	O-Ring

Ref	Part No.	Qty.	Description
18	340-71	2	Fitting-Straight, Bulkhead
18:1	237-22	2	O-Ring
19	100-3877	1	HYD Hose ASM
20	340-92	2	Fitting-Hyd, Straight
20:1	237-78	1	O-Ring
20:2	237-21	1	O-Ring
21	32104-32	4	Screw-HH
22	99-5648	4	Sleeve-Protective
23	99-5617	1	Sleeve-Protective
24	104-0028	2	Guide-Hose
25	104-0057	1	HYD Hose ASM
26	104-0069	1	HYD Hose ASM
27	100-3713	1	Fitting-Hyd, 90 DEG
27:1	237-30	2	O-Ring



Hydraulic Cylinder Assembly No. 93-9310

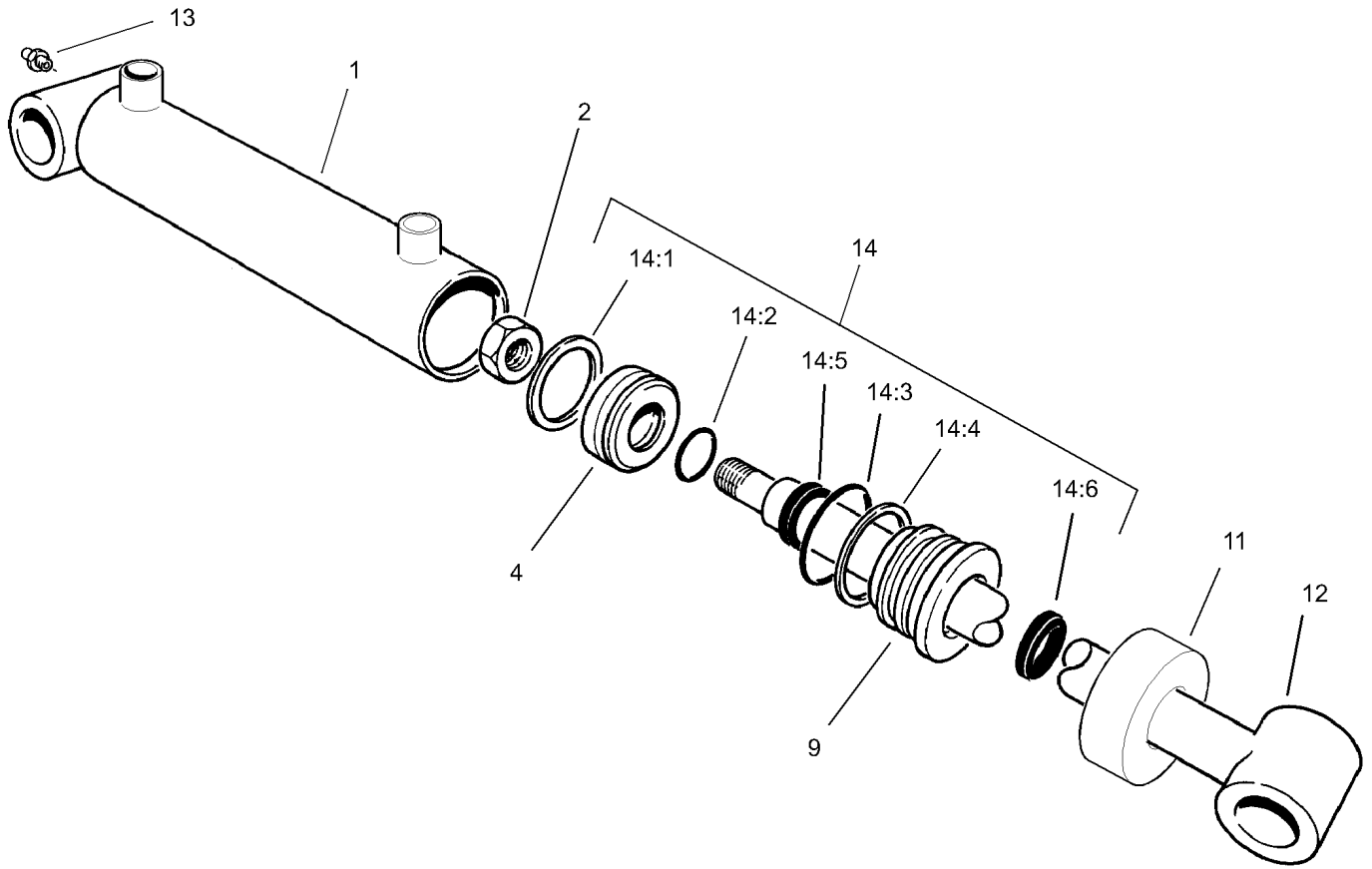
Ref	Part No.	Qty.	Description
1		1	Locknut
2		1	Piston
3		1	Head
4		1	Collar
5		1	Shaft W/tube
6		1	Barrel ASM
7	86-7330	1	Seal Kit
7:1		1	O-Ring
7:2		1	Seal-Special
7:3		1	O-Ring
7:4		1	Backup
7:5		1	Seal-Rod
7:6		1	Seal-Dust
8	302-5	1	Fitting-Grease



Front Lift Circuit Assembly

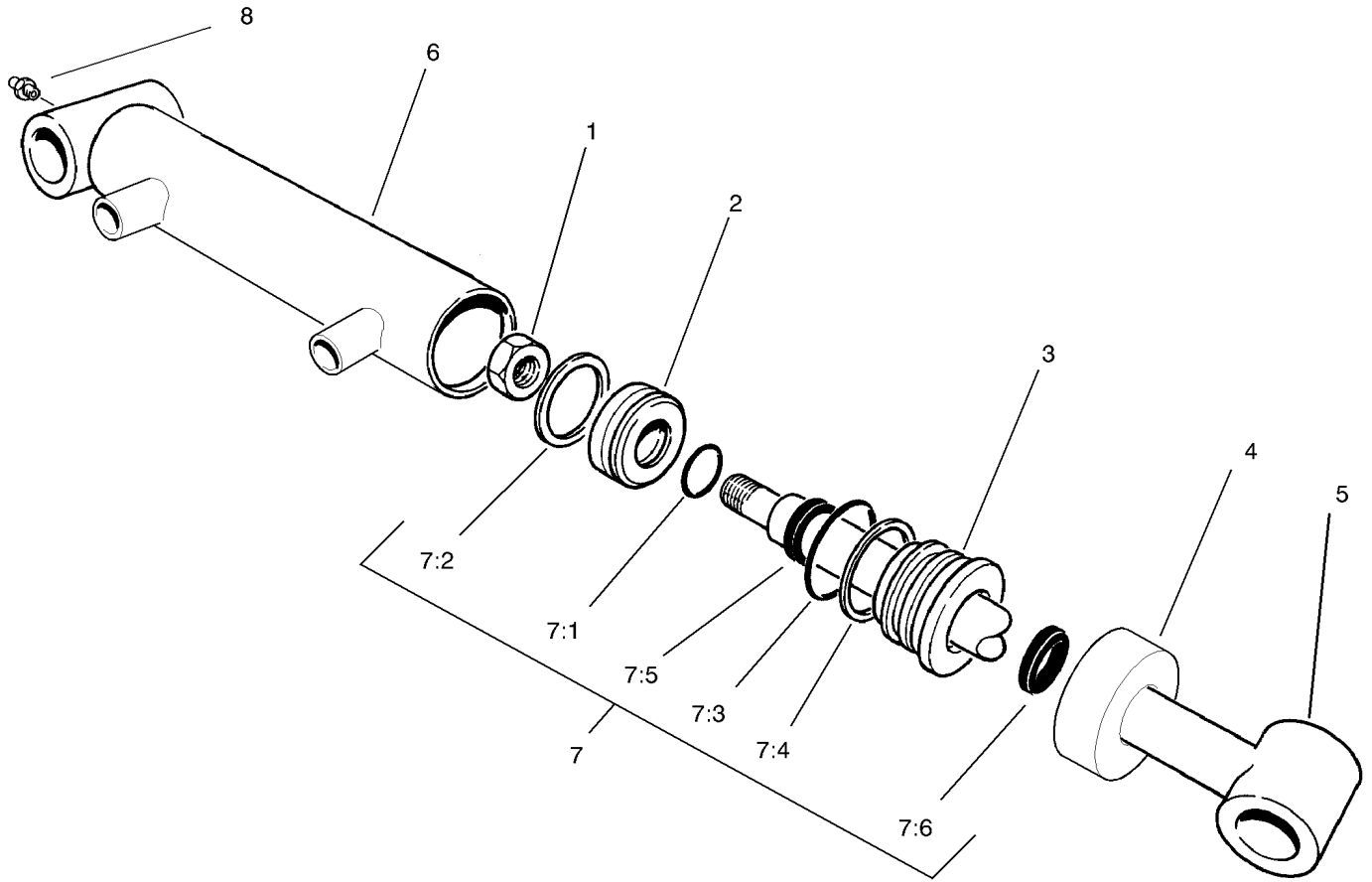
Ref	Part No.	Qty.	Description
1	32144-14	3	Screw-HWH
2	106-9208	1	Short Cylinder Pin ASM
3	99-5643	1	Hose-HYD
5	340-132	5	Fitting-Hyd, 90 DEG
5:1	237-78	1	O-Ring
5:2	237-21	1	O-Ring
6	340-92	1	Fitting-Hyd, Straight
6:1	237-78	1	O-Ring
6:2	237-21	1	O-Ring
7	99-5641	2	Hose-HYD
8	107-1801	1	Carrier Frame ASM
8:2	302-5	1	Fitting-Grease
8:3	67-1750	2	Bushing
9	3296-29	4	Nut-Lock, NI
10	100-1270	1	Switch-Proximity
11	105-9889	2	Cylinder Pin ASM
12	3290-379	4	Tie-Cable
13	283-6	3	Pin-Clevis
14	75-5220-03	1	Bracket-Spring, LH
15	75-5200-03	1	Bracket-Spring, RH
16	75-5210-03	1	Bracket-Spring, Center
17	3272-10	3	Pin-Cotter
18	3296-51	4	Nut-Lock, NI
19	328-7	4	Screw-HH

Ref	Part No.	Qty.	Description
20	32151-48	3	E-Ring
21	282-4	3	Shackle
22	5-0743-03	3	Spring-Mower
23	3296-44	3	Nut-Lock, NI
24	3256-24	3	Washer-Flat
25	322-5	3	Screw-HH
26	3256-23	3	Washer-Flat
27	93-9310	1	Cylinder-HYD
28	32120-93	6	Ring-Retaining
29	3-6498	6	Washer-Thrust
30	104-0046	3	Pin-Slide, Cylinder
31	75-5900	1	Hose
32	106-5958	1	Bracket-Switch
33	100-4872	1	Plate-Switch, Neutral
34	104-0028	1	Guide-Hose
35	322-5	2	Screw-HH
36	32149-7	1	Nut-Keps
37	99-6986	2	Cylinder-HYD
38	104-1450	1	Bolt-CARR
39	3290-378	3	Tie-Cable
40	32128-43	1	Nut-Flange
41	3253-4	2	Washer-Lock
42	99-5642	1	Hose-HYD
43	3231-22	1	Screw-CARR



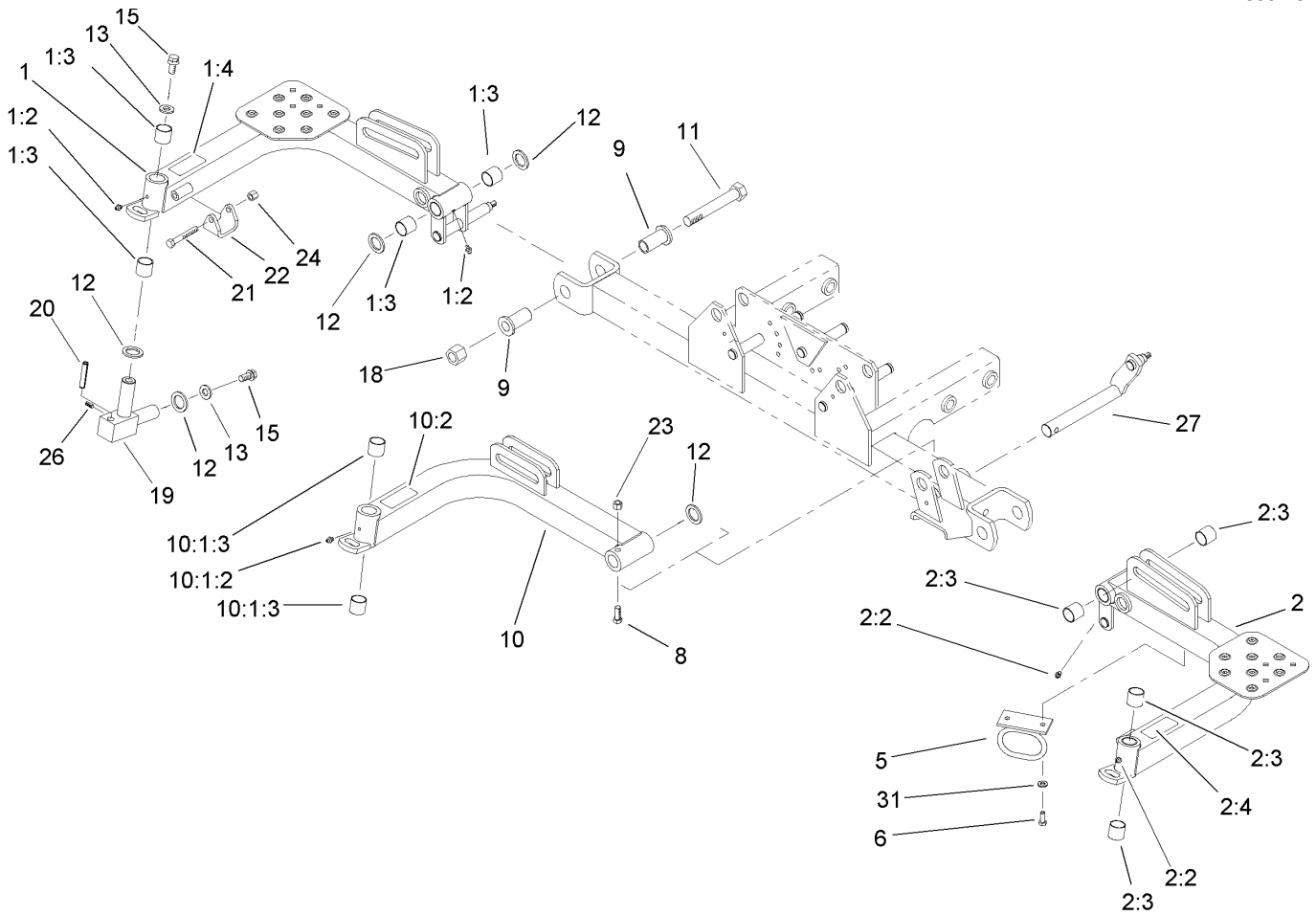
Hydraulic Cylinder Assembly No. 99-6986

Ref	Part No.	Qty.	Description
1		1	Barrel
2	32152-10	1	Locknut
4		1	Piston
9		1	Head
11		1	Collar
12		1	Shaft W/clevis
13		1	Fitting-Grease
14	100-8023	1	Seal Repair Kit
14:1		1	Seal-Psp
14:2		1	O-Ring
14:3		1	O-Ring
14:4		1	Backup
14:5		1	Seal-Rod
14:6		1	Seal-Dust



Hydraulic Cylinder Assembly No. 93-9311

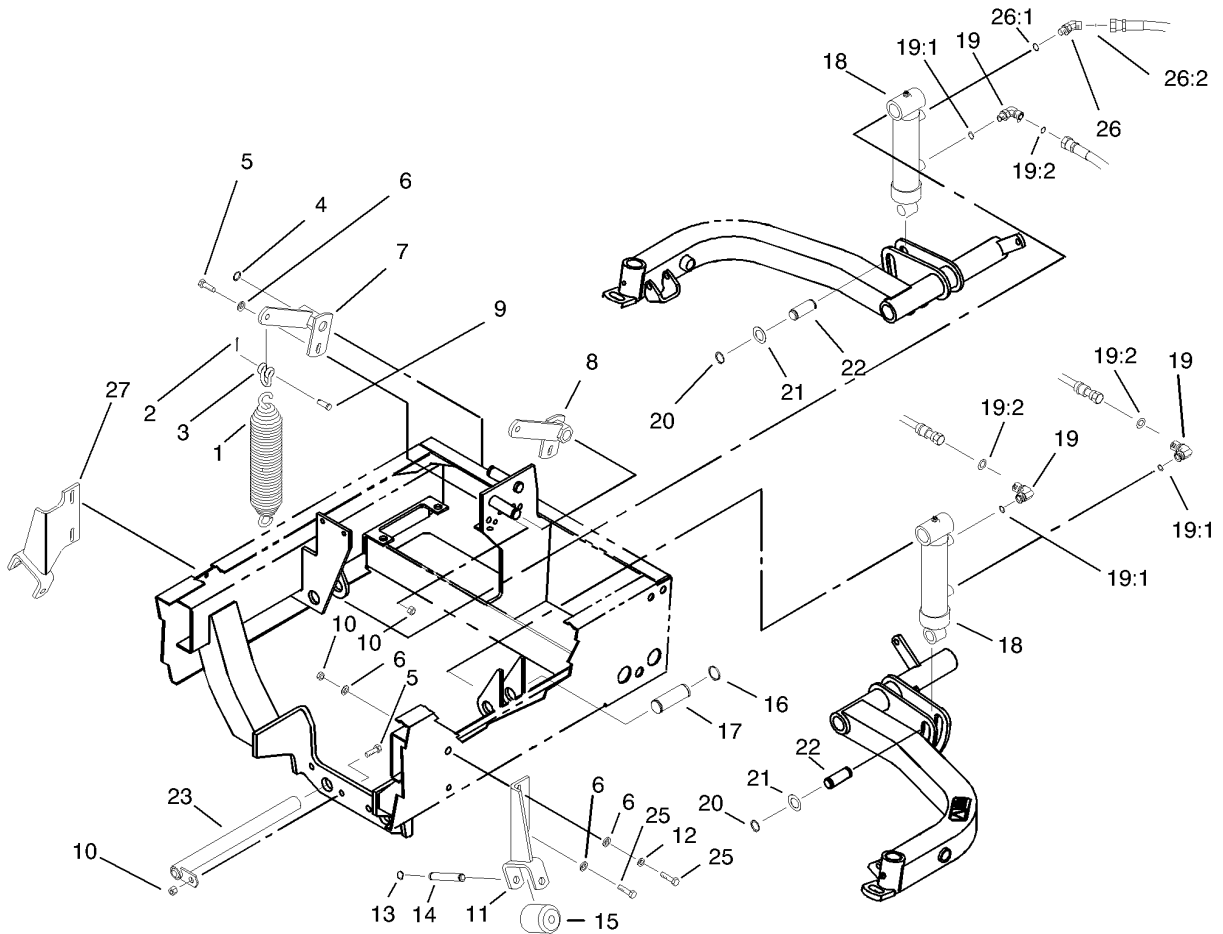
Ref	Part No.	Qty.	Description
1		1	Locknut
2		1	Piston
3		1	Head
4		1	Collar
5		1	Shaft W/tube
6		1	Barrel ASM
7	86-7330	1	Seal Kit
7:1		1	O-Ring
7:2		1	Seal-Special
7:3		1	O-Ring
7:4		1	Backup
7:5		1	Seal-Rod
7:6		1	Seal-Dust
8	302-5	1	Fitting-Grease



Front Lift Arm Assembly

Ref	Part No.	Qty.	Description
1	107-8845	1	RH Lift Arm ASM
1:2	302-5	2	Fitting-Grease
1:3	67-1750	4	Bushing
1:4	93-6696	1	Decal-Warning
2	107-1802	1	LH Lift Arm ASM
2:2	302-5	2	Fitting-Grease
2:3	67-1750	4	Bushing
2:4	93-6696	1	Decal-Warning
5	104-0028	2	Guide-Hose
6	322-5	4	Screw-HH
8	323-11	1	Screw-HH
9	84-8320	4	Insert-Hinge
10	104-8602	1	Center Lift Arm ASM
10:1:2	302-5	1	Fitting-Grease
10:1:3	67-1750	2	Bushing
10:2	93-6696	1	Decal-Warning
11	328-12	2	Screw-HH
12	256-115	11	Washer-Thrust
13	3256-6	6	Washer-Flat
15	98-7993	6	Screw-HHF
18	3296-51	2	Nut-Lock, NI
19	108-0630-03	3	Joint-Arm
20	104-9319	3	Pin-Grooved
21	323-12	2	Screw-HH

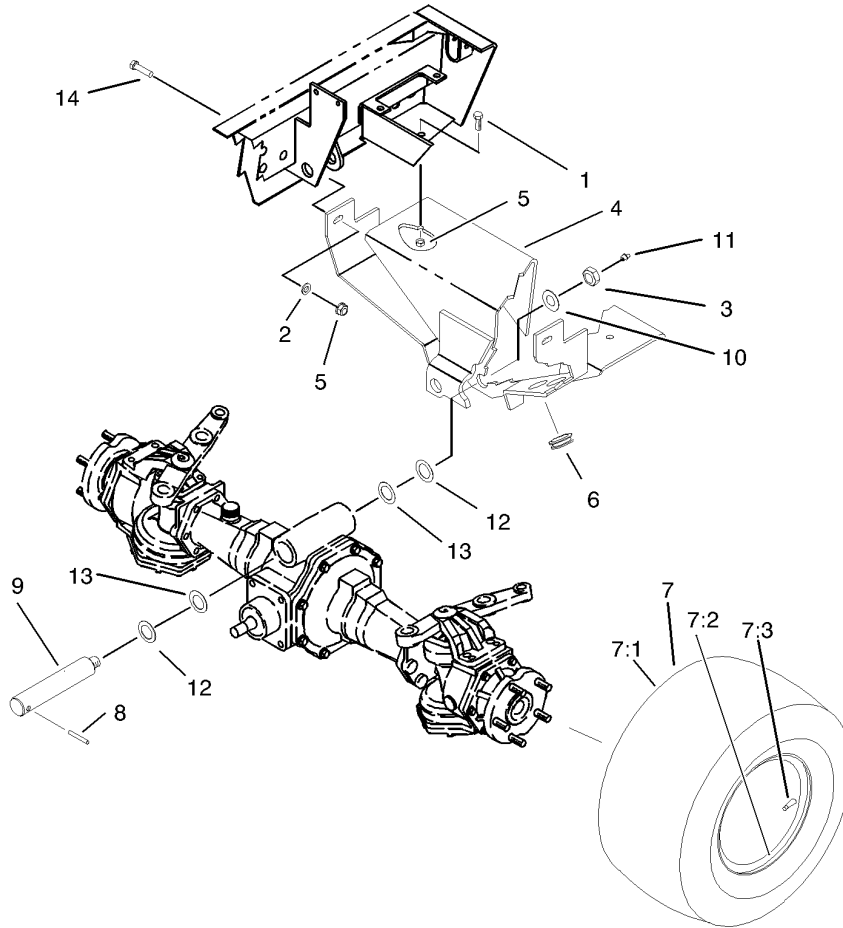
Ref	Part No.	Qty.	Description
22	75-5410	2	Bracket-Arm
23	3296-44	1	Nut-Lock, NI
24	3296-39	2	Nut-Lock, NI
26	92-9097	3	Screw-HS
27	75-4550-03	1	Shaft-Lift, Center
31	3253-4	4	Washer-Lock



Rear Lift Circuit Assembly

Ref	Part No.	Qty.	Description
1	5-0743-03	2	Spring-Mower
2	3272-10	2	Pin-Cotter
3	282-4	2	Shackle
4	32151-48	2	E-Ring
5	322-5	4	Screw-HH
6	3256-23	9	Washer-Flat
7	98-4548-03	1	Bracket-Spring, RH
8	98-4536-03	1	Bracket-Spring, LH
9	283-6	2	Pin-Clevis
10	3296-29	11	Nut-Lock, NI
11	100-3831-01	1	Bracket-Roller, LH
12	3253-4	2	Washer-Lock
13	32151-61	4	Ring-Retaining
14	75-5400	2	Pin-Roller
15	75-5390	2	Roller
16	32151-36	4	Ring-Retaining
17	75-5360	2	Pin-Cylinder
18	93-9311	2	Cylinder-HYD
19	340-132	3	Fitting-Hyd, 90 DEG
19:1	237-78	1	O-Ring
19:2	237-21	1	O-Ring
20	32120-93	4	Ring-Retaining
21	3-6498	4	Washer-Thrust
22	104-0046	2	Pin-Slide, Cylinder

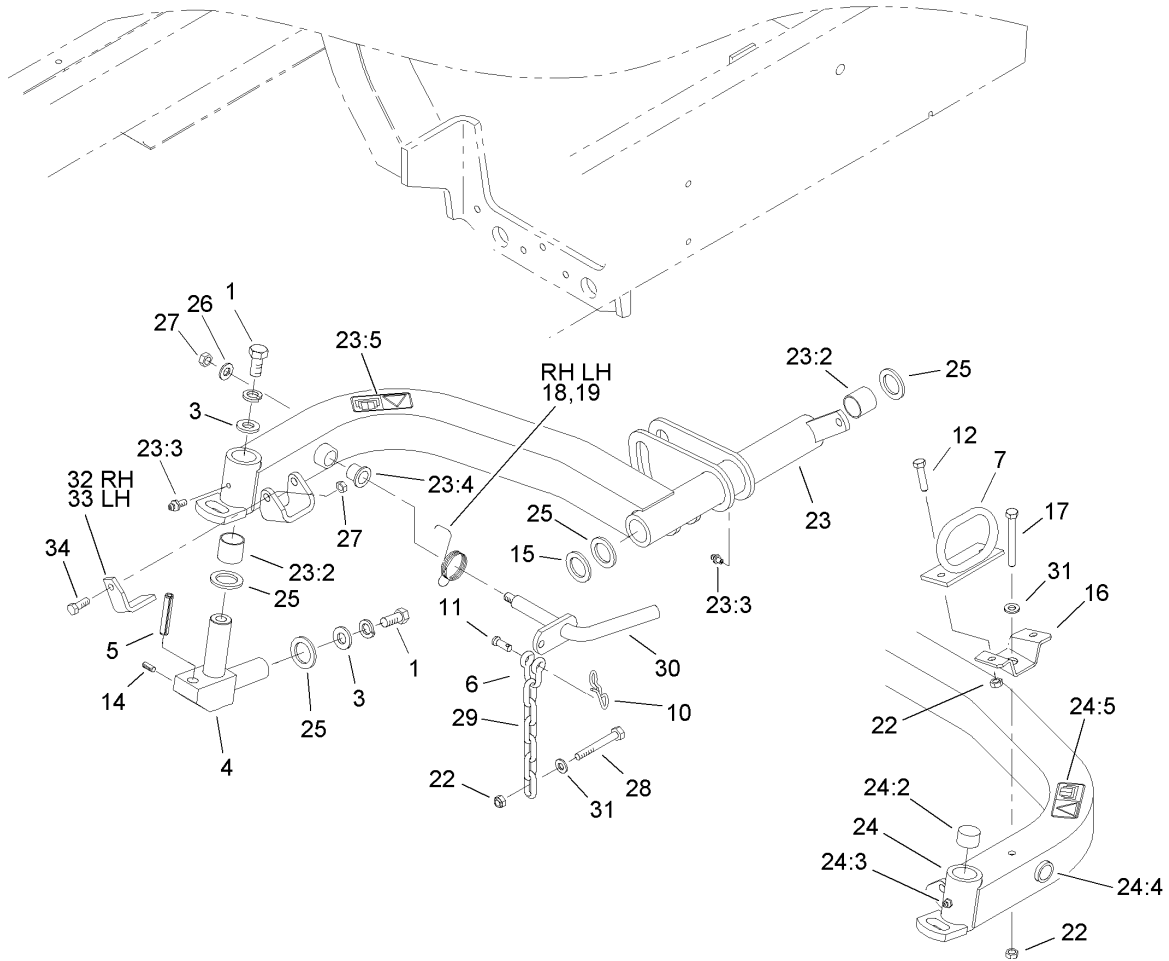
Ref	Part No.	Qty.	Description
23	93-0069-03	2	Pin-Rear
24	3290-379	3	Tie-Cable
25	322-6	4	Screw-HH
26	340-103	1	Fitting-Hyd, 45 DEG
26:1	237-78	1	O-Ring
26:2	237-21	1	O-Ring
27	100-3829-01	1	Bracket-Roller, RH



Rear Axle Support Assembly

Ref	Part No.	Qty.	Description
1	323-7	2	Screw-HH
2	3256-24	2	Washer-Flat
3	32146-20	1	Nut-Jam
4	98-8172-03	1	Support-Axle
5	3296-39	4	Nut-Lock, NI
6	237-165	2	Grommet
7		2	Tire & Wheel ASM
7:1	86-5910	1	Tire
7:2	100-2582	1	Rim
7:3	232-27	1	Stem-Valve
8	32121-32	1	Pin-Roll
9	98-8173-03	1	Pin-Pivot, Axle
10	71-4540	1	Washer-Thrust
11	302-2	1	Fitting-Grease
12	99-8431	2	Washer-Thrust
13	99-8432	2	Washer-Thrust
14	323-13	2	Screw-HH

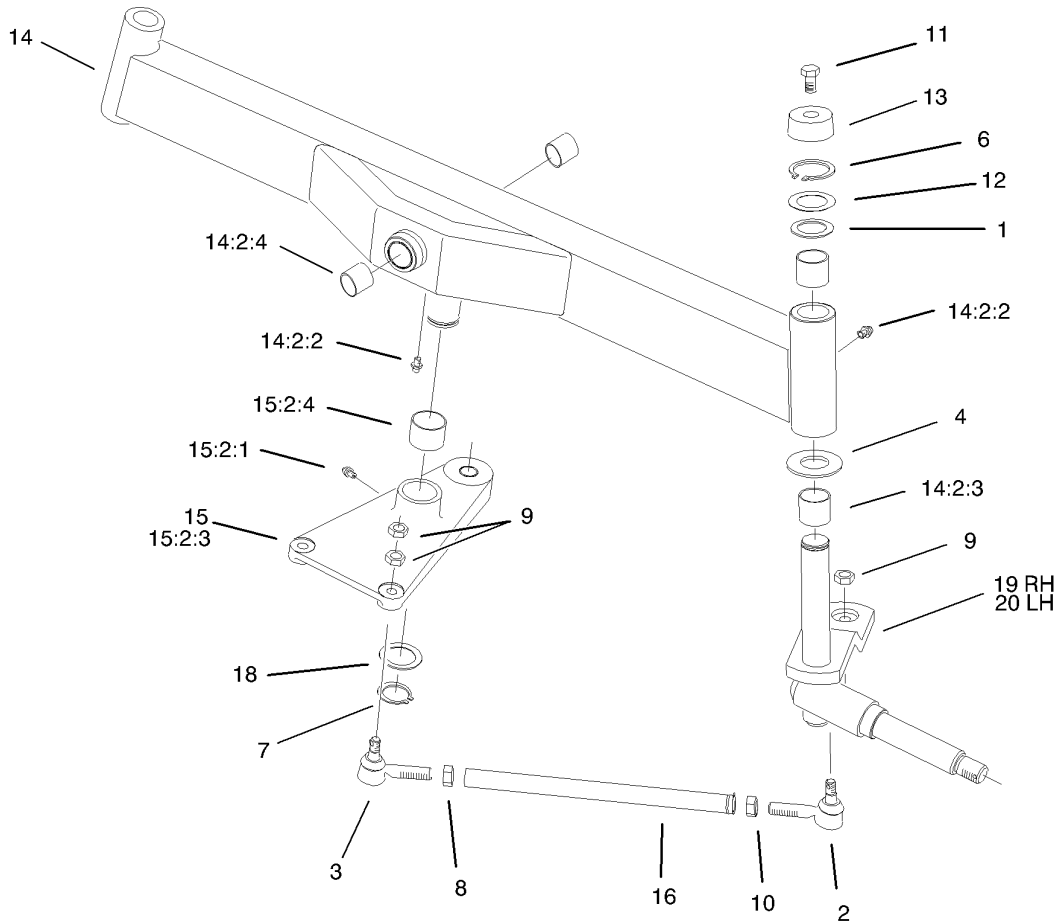
--	--	--	--



Rear Lift Arm Assembly

Ref	Part No.	Qty.	Description
1	98-7993	4	Screw-HHF
3	3256-6	4	Washer-Flat
4	108-0630-03	2	Joint-Arm
5	104-9319	2	Pin-Grooved
6	282-4	2	Shackle
7	104-0028	1	Guide-Hose
9	3290-379	1	Tie-Cable
10	105-7512	2	Pin-Tie, Bow
11	283-6	2	Pin-Clevis
12	322-5	2	Screw-HH
14	92-9097	2	Screw-HS
15	93-0142	2	Bushing-Straight
16	94-4919-03	1	Bracket-Clamp, Hose
17	322-13	1	Screw-HH
18	75-4520	1	Spring-Torsion, RH
19	75-4530	1	Spring-Torsion, LH
22	3296-29	4	Nut-Lock, NI
23	100-3828	1	RH Rear Lift Arm ASM
23:2	67-1750	4	Bushing
23:3	302-5	2	Fitting-Grease
23:4	256-287	2	Bushing
23:5	93-6696	1	Decal-Warning
24	100-3827	1	LH Rear Lift Arm ASM
24:2	256-287	2	Bushing

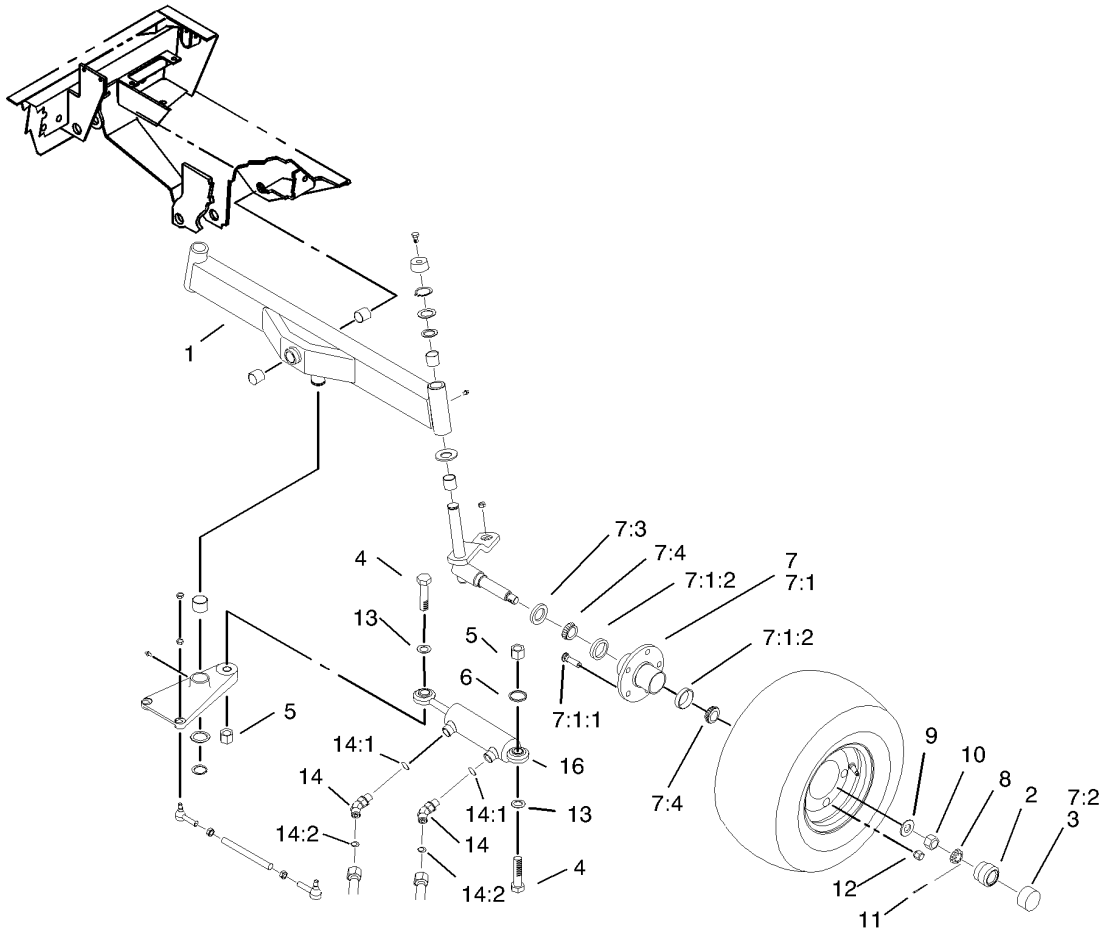
Ref	Part No.	Qty.	Description
24:3	302-5	2	Fitting-Grease
24:4	67-1750	4	Bushing
24:5	93-6696	1	Decal-Warning
25	256-115	12	Washer-Thrust
26	3256-24	2	Washer-Flat
27	3296-39	4	Nut-Lock, NI
28	322-12	2	Screw-HH
29	84-2451	2	Chain-Link, Straight
30	100-3834-03	2	Rod-Pivot
31	3256-23	3	Washer-Flat
32	93-3640	1	Stop-RH
33	83-5170	1	Stop-LH
34	323-6	2	Screw-HH



Rear Axle Assembly

Ref	Part No.	Qty.	Description
1	10-8110	2	Washer-Thrust
2	21-0141	2	RH Ball Joint ASM
3	21-0151	2	LH Ball Joint ASM
4	256-121	2	Washer-Thrust
6	32151-36	2	Ring-Retaining
7	32151-77	1	Ring-Retaining, Ext
8	3220-12	2	Nut-Hj, LH Thread
9	3220-3	8	Nut-Jam
10	3220-5	2	Nut-Jam
11	3234-13	2	Screw-HHF
12	5-1226	2	Washer
13	66-2990	2	Cap-Spindle
14	99-6935-03	1	Axle-Rear
14:2:2	302-5	2	Fitting-Grease
14:2:3	67-1750	4	Bushing
14:2:4	99-6964	2	Bushing-Axle
15	75-4410-03	1	Pivot Plate ASM
15:2:1	302-5	1	Fitting-Grease
15:2:3	75-2910	1	Plate-Pivot
15:2:4	76-2970	2	Bushing-Straight
16	75-3130-03	2	Rod-Tie
18	76-2980	1	Washer-Thrust
19	93-7000-03	1	Spindle-RH
20	93-7001-03	1	Spindle-LH

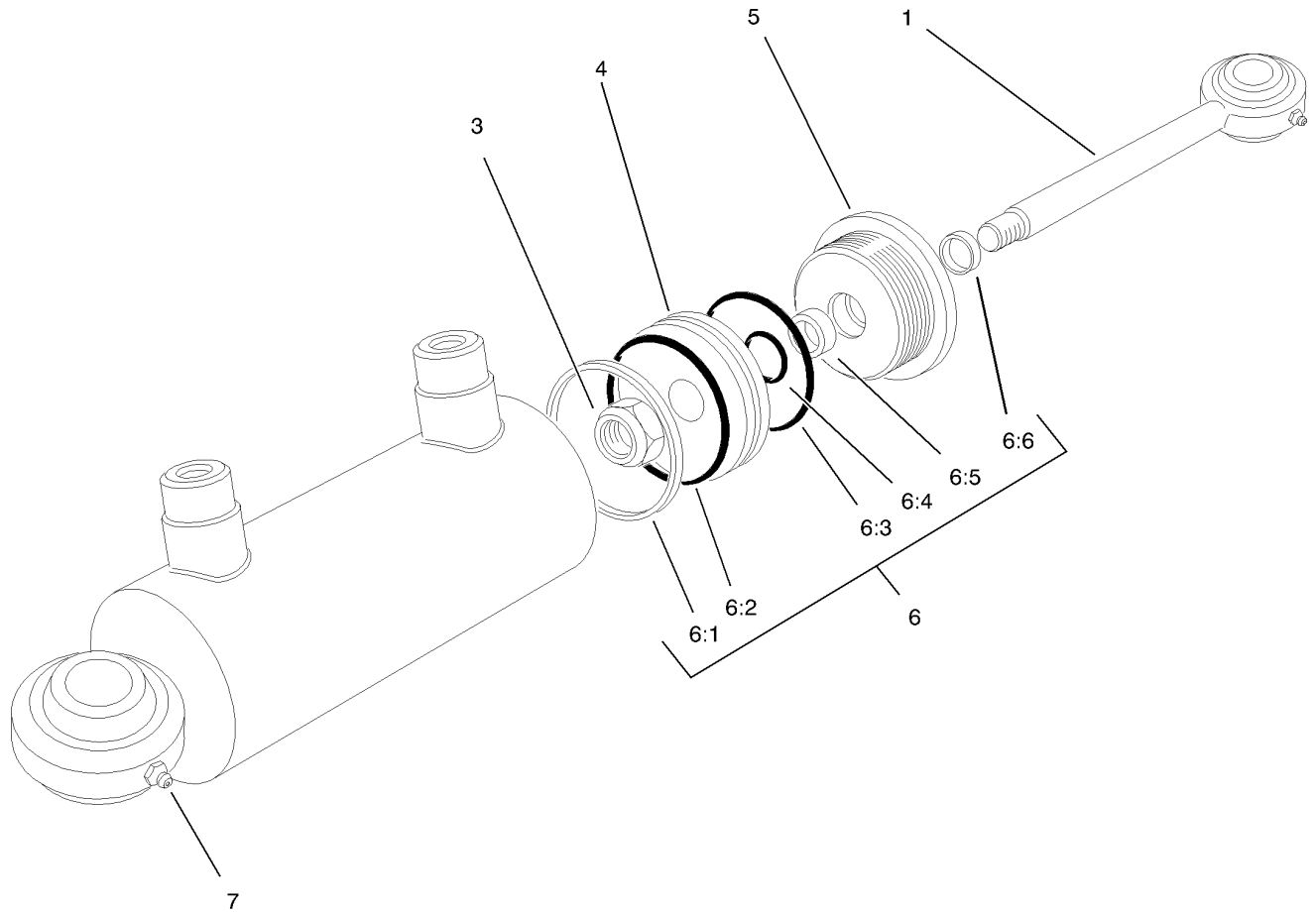
--	--	--	--



2 Wheel Drive Axle Assembly

Ref	Part No.	Qty.	Description
② 1		1	Rear Axle ASM
2	100-3769	2	Protector-Bearing
3	100-3809	2	Cap-Protector, Bearing
4	328-25	2	Screw-HH
5	32153-6	2	Locknut
6	67-7250	1	Spacer-Ring
② 7		2	Hub ASM
7:1	21-2820	1	Hub ASM
7:1:1	10-6830	5	Stud-Type, Drive
7:1:2	254-72	2	Bearing-Cup, Tapered
7:2	241-119	1	Cap-Dust
7:3	253-129	1	Seal
7:4	254-94	2	Bearing-Cone, Tapered
8	93-0307	2	Nut-Lock, Retainer
9	93-0309	4	Washer-Tab
10	3220-7	2	Nut-Jam
11	3272-13	2	Pin-Cotter
12	242-50	10	Nut-Lug
13	67-9410	2	Washer
14	340-103	2	Fitting-Hyd, 45 DEG
14:1	237-78	1	O-Ring
14:2	237-21	1	O-Ring
16	75-1200	1	Cylinder-HYD

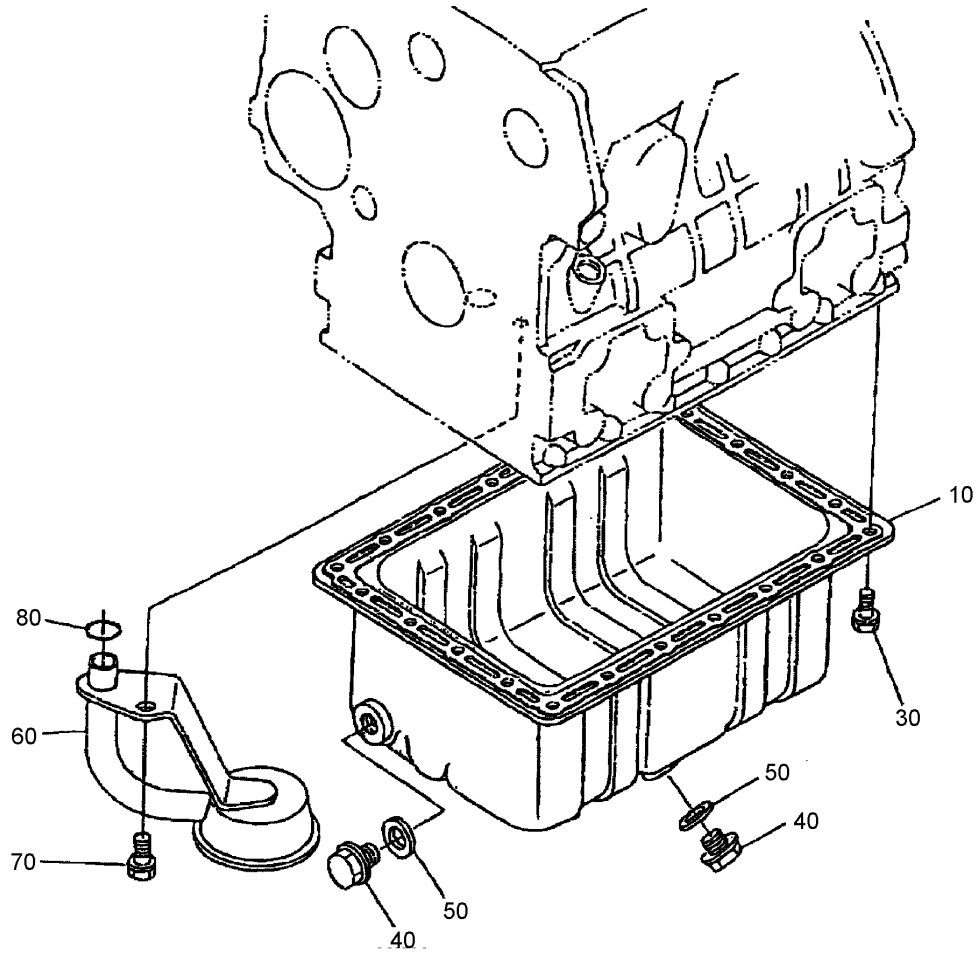
--	--	--	--



Hydraulic Cylinder Assembly No. 75-1200

Ref	Part No.	Qty.	Description
1		1	Rod
3		1	Nut
4		1	Piston
5		1	Head
6	75-1250	1	Seal Kit
6:1		1	Ring-Servon
6:2		1	O-Ring
6:3		1	O-Ring
6:4		1	O-Ring
6:5		1	U-Cup
6:6		1	Wiper
7	302-5	2	Fitting-Grease

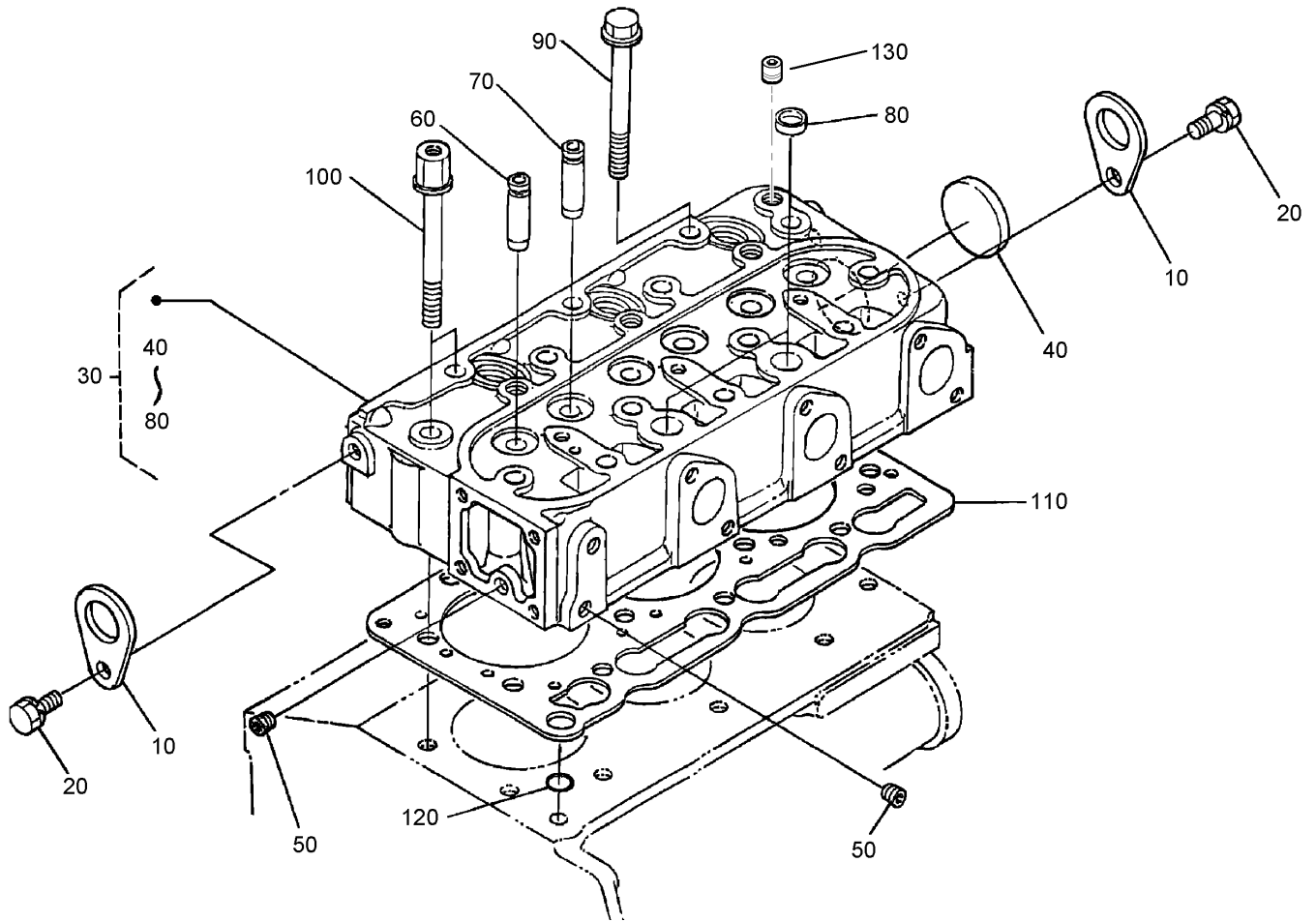
--	--	--	--



Oil Pan Assembly

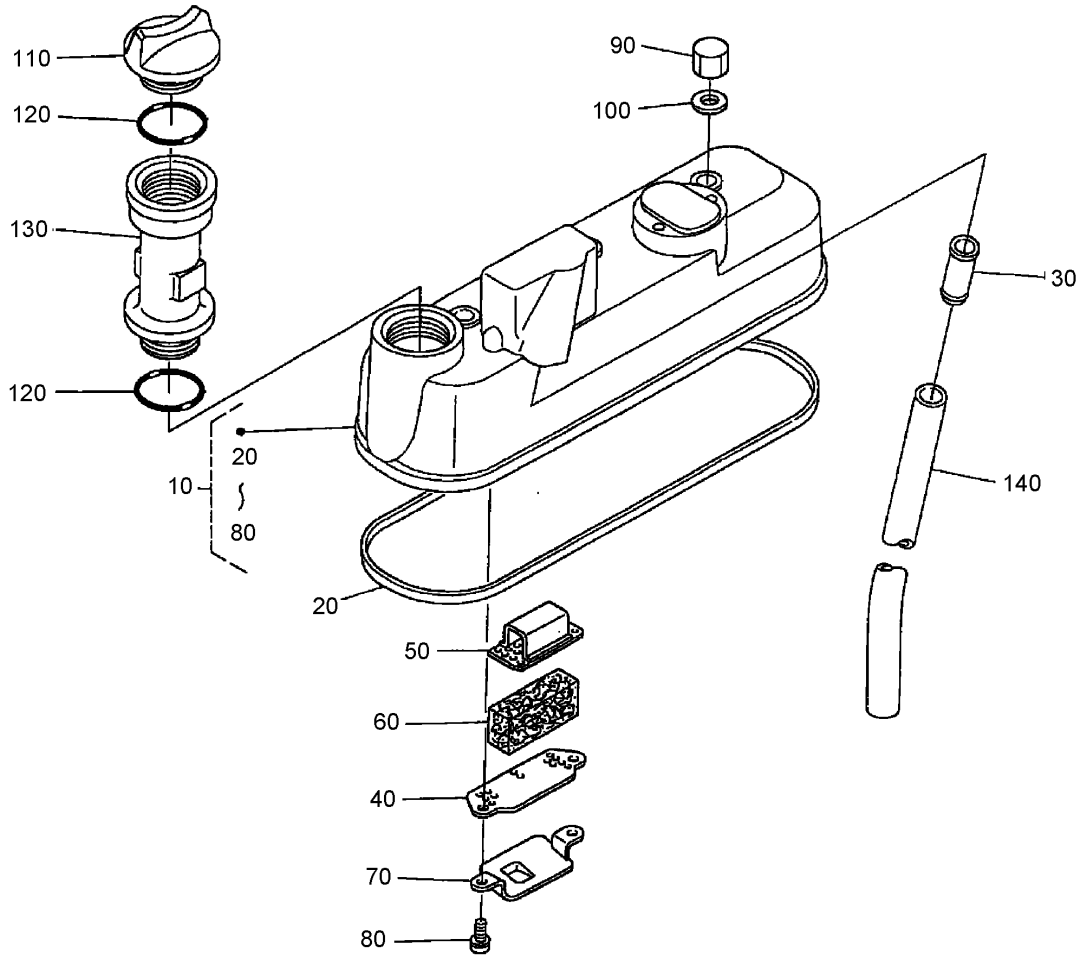
Ref	Part No.	Qty.	Description
10	98-9685	1	Drain-Oil
30	107-9065	22	Bolt
40	98-9386	2	Plug
50	98-7524	2	Gasket
60	108-1401	1	Filter-Oil
70	98-7526	1	Bolt
80	105-3776	1	O-Ring

--	--	--	--



Cylinder Head Assembly

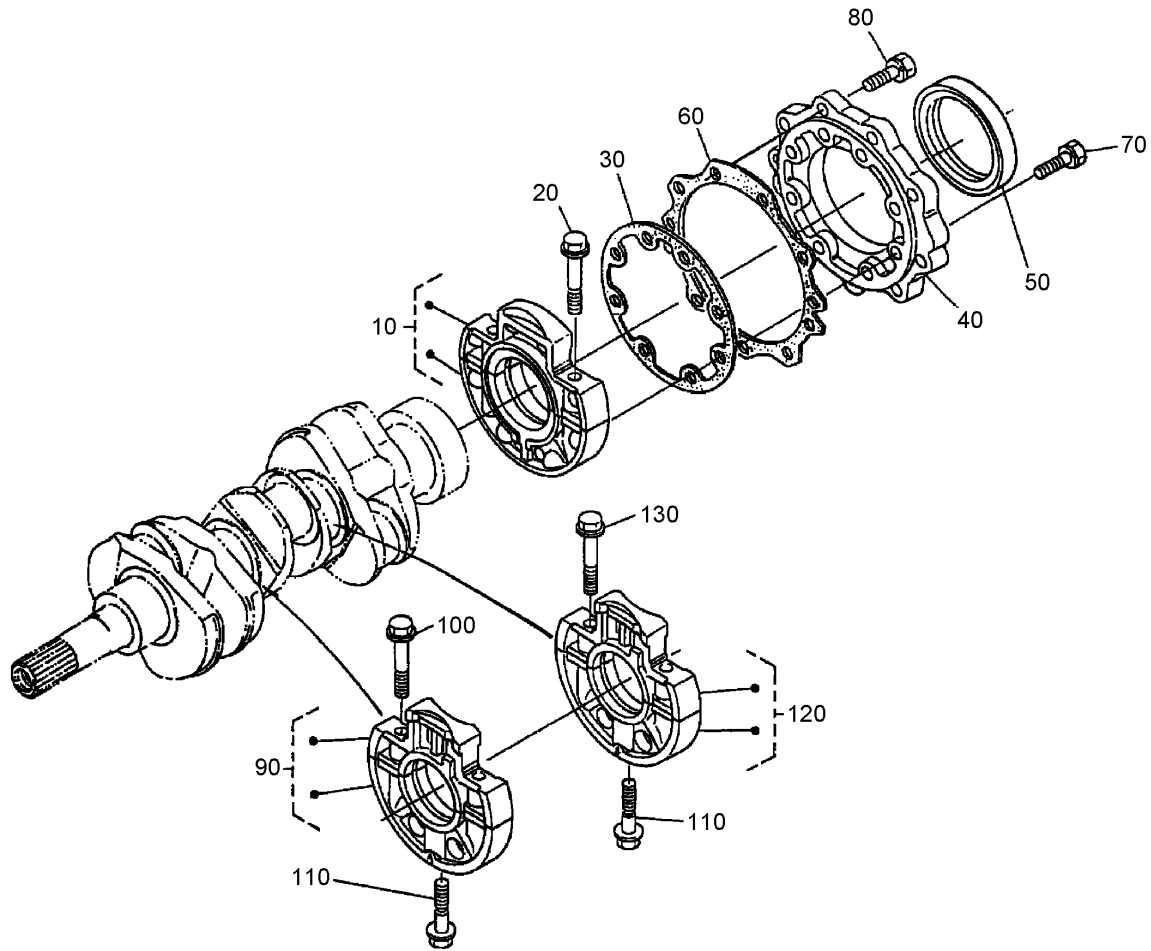
Ref	Part No.	Qty.	Description				
10	98-7531	2	Hook-Engine				
20	100-9195	2	Bolt				
30	99-8344	1	Cylinder Head ASM				
40	98-9395	1	Cap-Sealing				
50	98-7540	2	Plug				
60	107-9066	3	Guide-Valve, Inlet				
70	107-9067	3	Guide-Valve, Exhaust				
80	98-9389	2	Cap-Sealing				
90	98-9479	12	Bolt-Head, Cylinder				
100	98-9647	2	Bolt-Head, Cylinder				
110	105-3780	1	Gasket-Head, Cylinder				
120	98-7509	1	O-Ring				
130	98-9444	1	Plug				



Head Cover Assembly

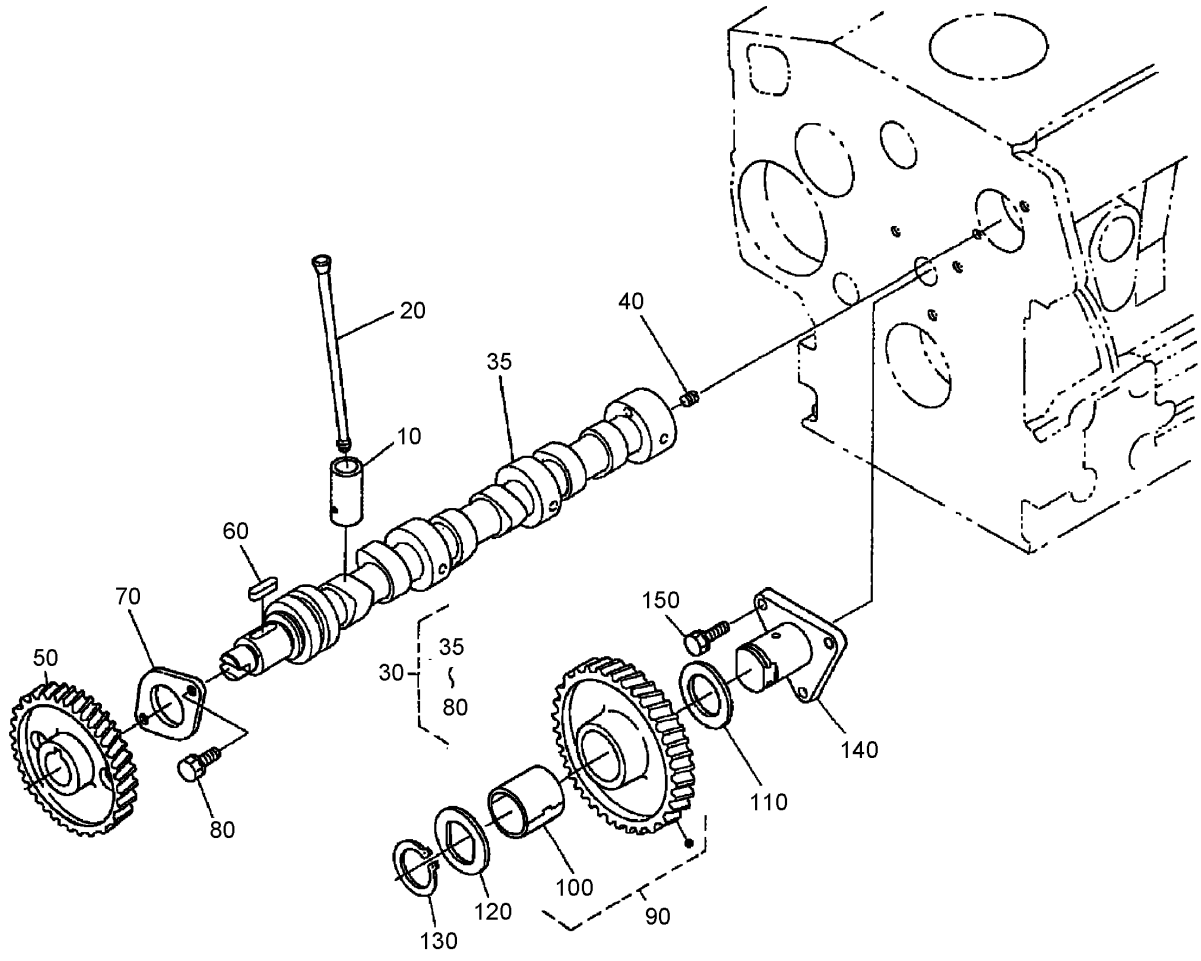
Ref	Part No.	Qty.	Description
10	98-9614	1	Cylinder Head Cover ASM
20	98-9615	1	Gasket-Cover, Head
30	98-9492	1	Joint-Pipe, Breather
40	98-9488	1	Plate-Element, Breather
50	98-9489	1	Plate-Element, Breather
60	98-9493	1	Element-Breather
70	98-9490	1	Shield-Oil, Breather
80	98-9364	2	Screw-W/washer
90	98-9455	3	Nut-Cap
100	98-9454	3	Gasket
110	107-9075	1	Plug-Filler, Oil
120	99-3446	1	O-Ring
130	99-8349	1	Extension-Fill, Oil
140	98-9491	1	Pipe-Breather

--	--	--	--



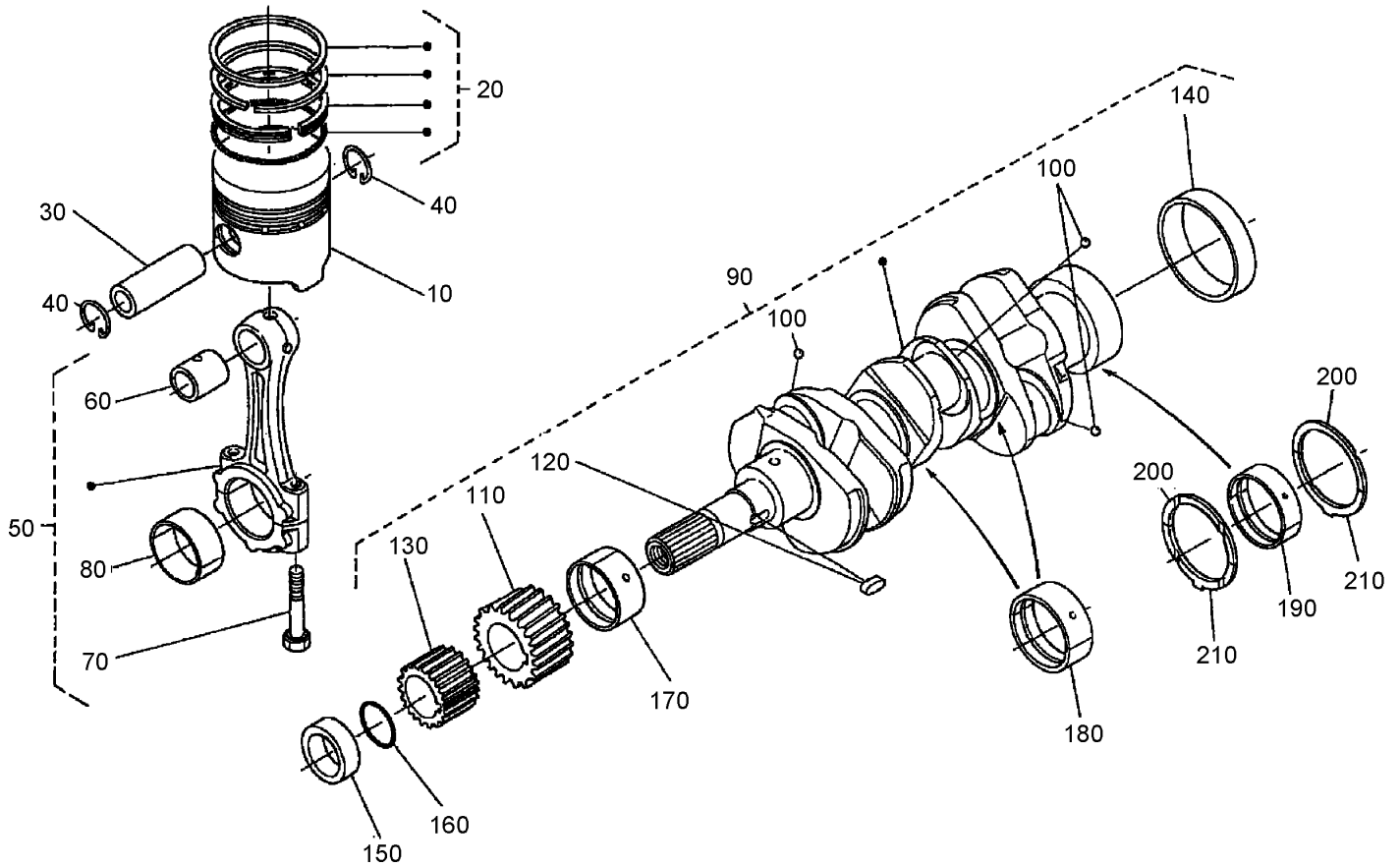
Main Bearing Case Assembly

Ref	Part No.	Qty.	Description				
10	98-9480	1	Main Bearing Case ASM				
20	98-9484	2	Bolt-Case, Bearing				
30	98-9634	1	Gasket-Case, Bearing				
40	98-9487	1	Cover-Case, Bearing				
50	98-9483	1	Seal-Oil				
60	98-9635	1	Gasket-Cover, Bearing Case				
70	98-9352	8	Bolt				
80	98-7568	9	Bolt				
90	99-8361	1	Case-Bearing, Main				
100	98-9484	2	Bolt-Case, Bearing				
110	98-9485	2	Bolt-Case, Bearing				
120	99-8360	1	Case-Bearing, Main				
130	98-9484	2	Bolt-Case, Bearing				



Camshaft And Idle Gear Shaft Assembly

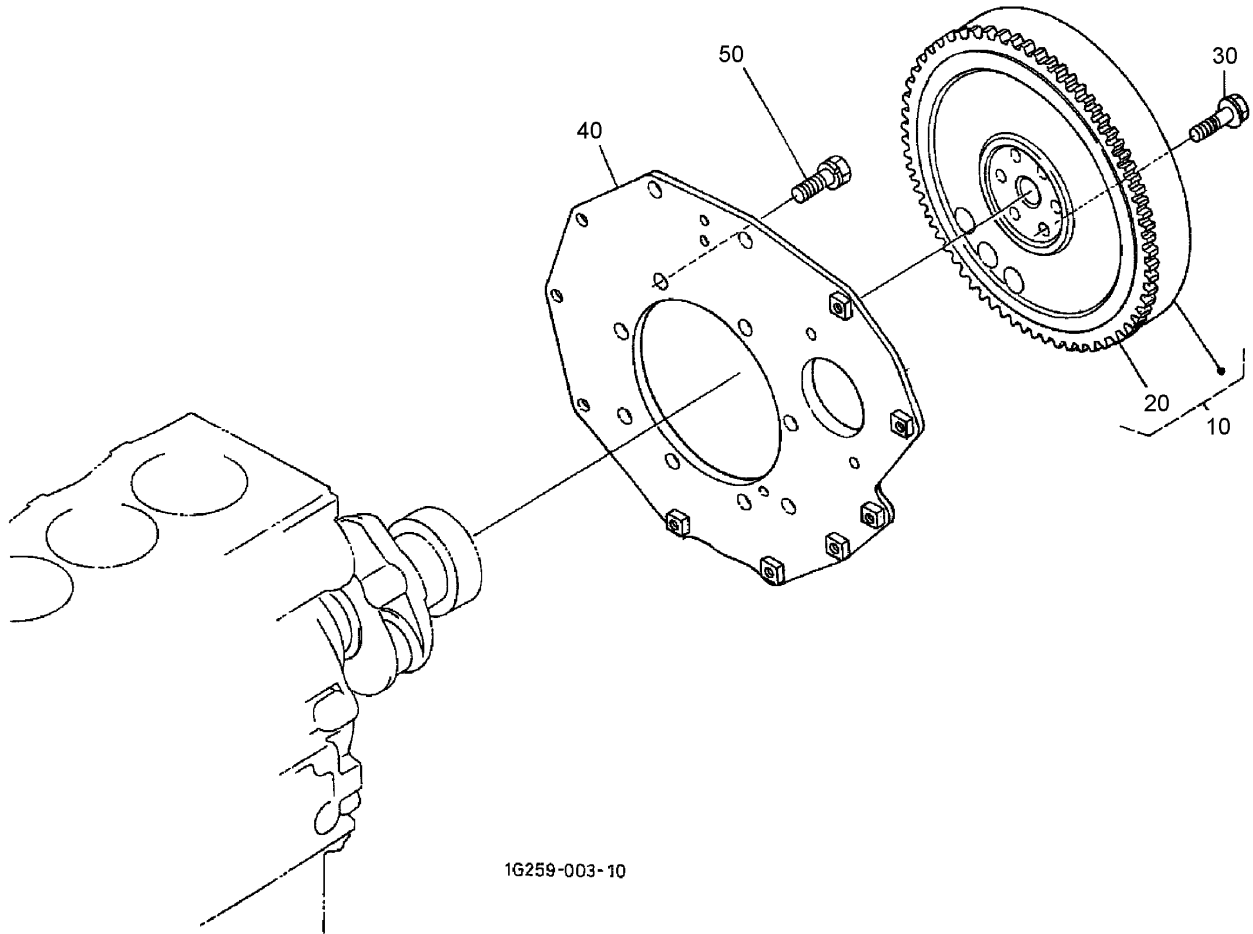
Ref	Part No.	Qty.	Description
10	98-9616	6	Tappet
20	98-9509	6	Rod-Push
30	99-8362	1	Camshaft ASM
35	108-1403	1	Camshaft
40	98-7449	1	Screw-Set
50	98-9512	1	Gear-Cam
60	98-9378	1	Key-Feather
70	98-9510	1	Stopper-Camshaft
80	98-7692	2	Bolt
90	98-9649	1	Idle Gear ASM
100	98-9650	1	Bushing-Gear, Idle
110	98-9535	1	Collar-Gear, Idle
120	98-9536	1	Collar-Gear, Idle
130	98-9534	1	Clip-Circular, Idle Gear
140	98-9533	1	Shaft-Gear, Idle
150	98-7692	3	Bolt



Piston and Crankshaft Assembly

Ref	Part No.	Qty.	Description
10	98-9550	3	Piston (Std)
10	108-1417	3	Piston, 0.5mm
20	108-1404	3	Piston Ring Asm, 0.5mm
20	98-9551	3	Piston Ring ASM (Std)
30	98-9513	3	Pin-Piston
40	98-9514	6	Clip-Circular, Piston Pin
50	98-9552	3	Connecting Rod ASM
60	98-9515	3	Bushing-Pin, Piston
70	98-9517	6	Bolt-Rod, Connecting
80	108-1406	3	Metal-Crankpin, -0.4mm
80	108-1405	3	Metal-Crankpin, -0.2mm
80	98-9553	3	Bearing-Rod (Std)
90	98-9642	1	Crankshaft ASM
100	98-7473	3	Ball
110	98-9532	1	Gear-Crankshaft
120	98-9666	1	Key
130	98-9542	1	Gear-Drive, Oil Pump
140	98-9522	1	Sleeve-Crankshaft
150	98-9521	1	Collar-Crankshaft
160	105-3783	1	O-Ring
170	98-9554	1	Bearing-Main (Std)
170	108-1407	1	Metal-Crankpin, -0.2mm
170	108-1408	1	Metal-Crankpin, -0.4mm
180	98-9555	2	Bearing-Main (Std)

Ref	Part No.	Qty.	Description
180	108-1409	2	Metal-Crankpin, -0.2mm
180	108-1410	2	Metal-Crankpin, -0.4mm
190	98-9556	1	Bearing-Main (Std)
190	105-3719	1	Metal-Crankshaft (.2mm)
190	105-3720	1	Metal-Crankshaft (.4mm)
200	98-9413	2	Bearing-Thrust (Std)
200	98-9414	2	Bearing-Thrust (0.2mm)
200	98-9415	2	Bearing-Thrust (0.4mm)
210	98-9688	2	Bearing-Thrust (Std)
210	98-9689	2	Bearing-Thrust (0.2mm)
210	98-9690	2	Bearing-Thrust (0.4mm)

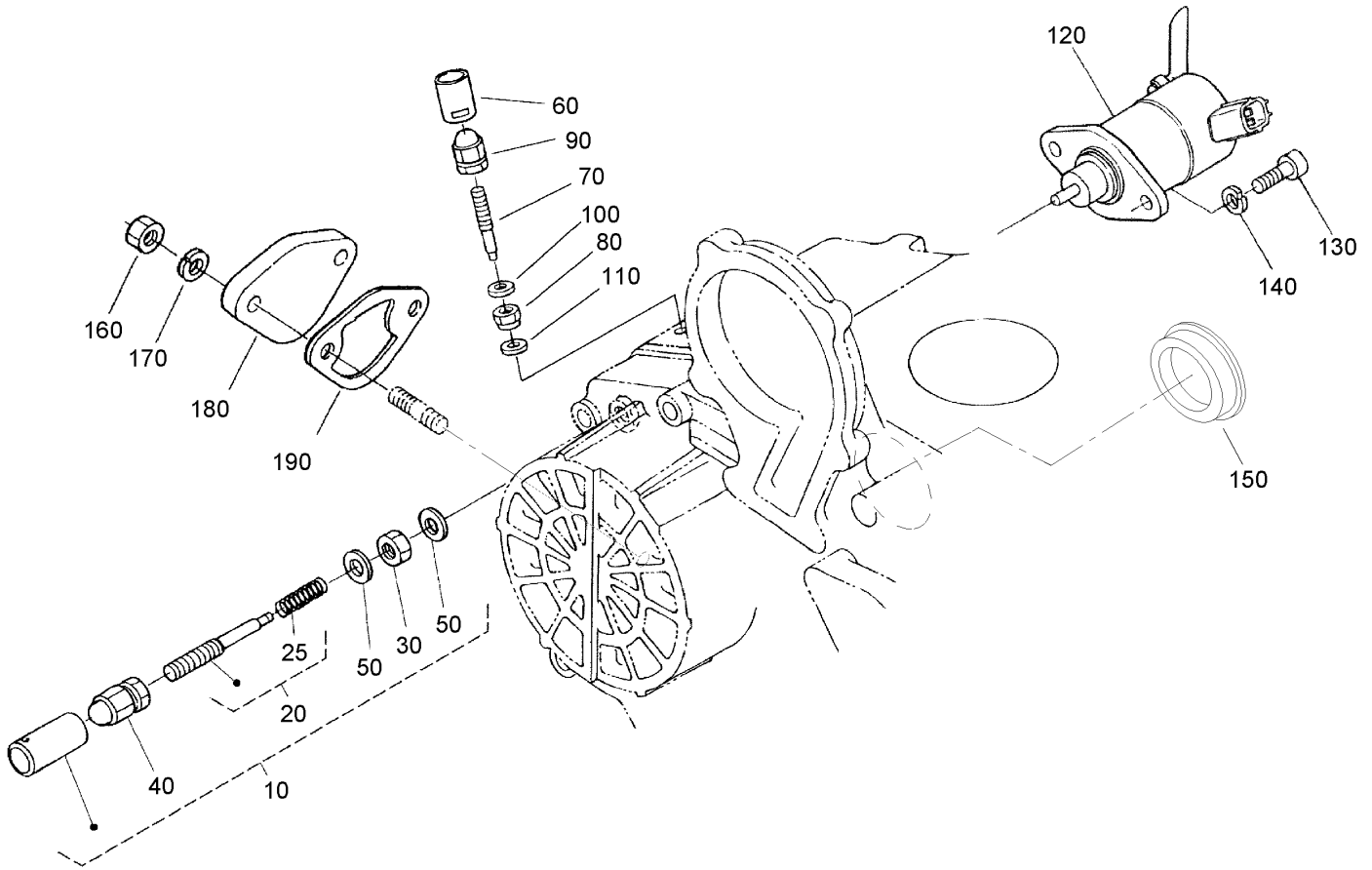


1G259-003-10

Flywheel Assembly

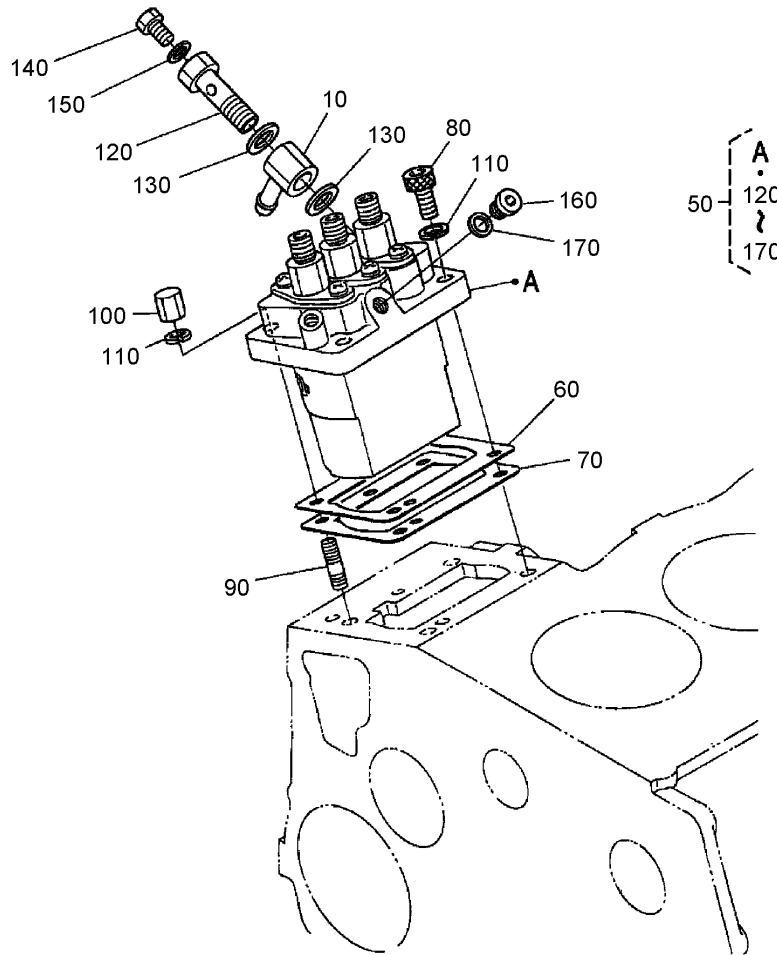
Ref	Part No.	Qty.	Description
10	105-3784	1	Flywheel ASM
20	105-3722	1	Gear-Ring
30	98-9537	6	Bolt-Flywheel
40	98-9486	1	Plate-End, Rear
50	98-9392	8	Bolt

--	--	--	--



Idle Apparatus Assembly

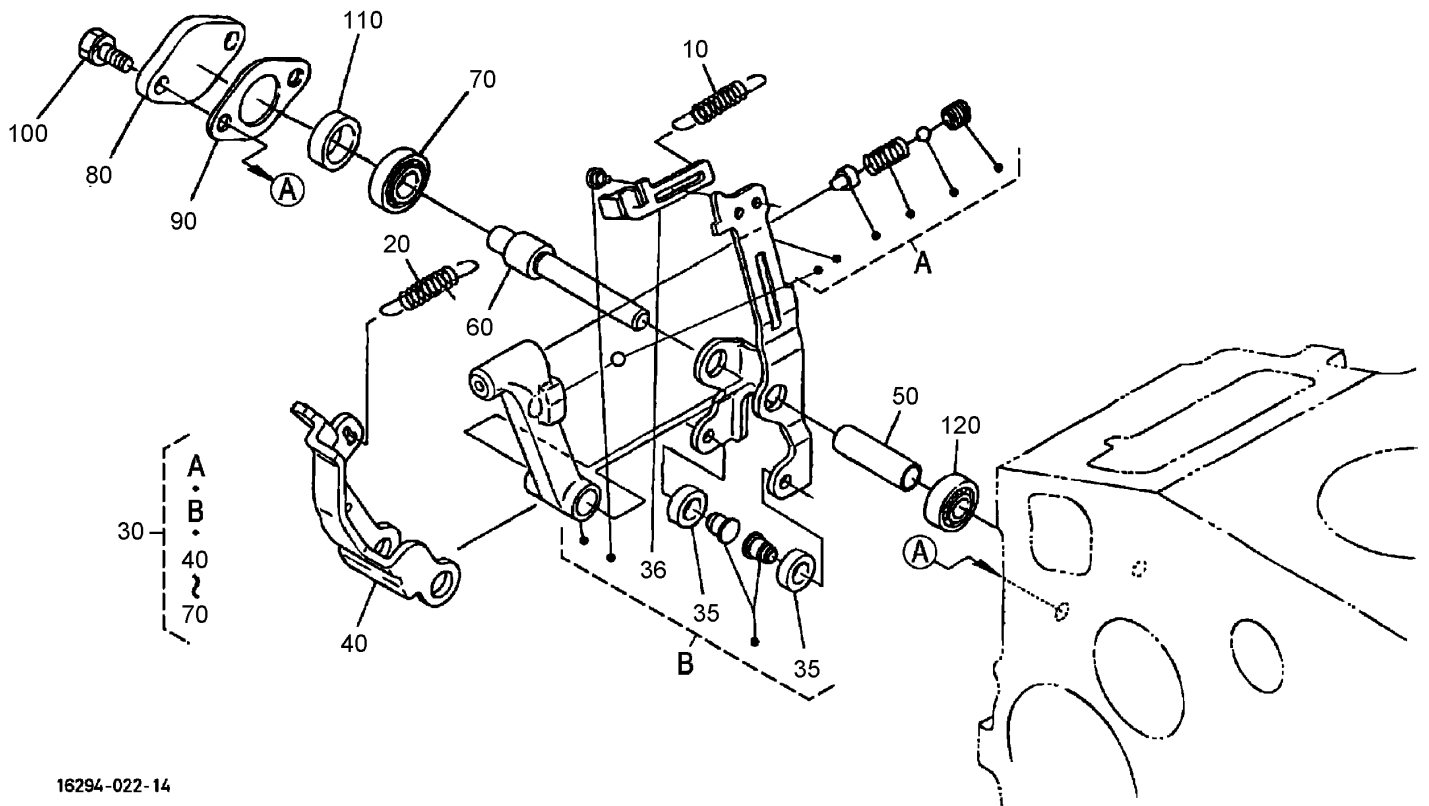
Ref	Part No.	Qty.	Description
10	98-9678	1	Idle Apparatus ASM
20	98-9679	1	Adjusting Bolt ASM
25	107-9080	1	Spring
30	98-9439	1	Nut
40	99-8387	1	Nut-Cap
50	98-7654	2	Gasket
60	98-7656	1	Cap
70	98-9557	1	Bolt-Adjusting
80	99-3512	1	Nut
90	99-8387	1	Nut-Cap
100	98-7654	1	Gasket
110	107-9081	1	Gasket
120	104-5155	1	Solenoid-Stop
130	105-3799	2	Bolt-HSH
140	98-7699	2	Washer-Spring
150	98-9640	1	Cover-Pump
160	98-7572	2	Nut
170	98-7699	2	Washer-Spring
180	99-3514	1	Cover
190	98-9636	1	Gasket-Pump, Fuel



16611-021-22

Injection Pump Assembly

Ref	Part No.	Qty.	Description				
10	98-9596	1	Joint-Eye				
50	98-9643	1	Injection Pump ASM				
60	98-9457	1	Shim-Injection (0.25mm)				
60	98-9456	1	Shim (0.2mm)				
70	98-9458	1	Shim-Injection (0.30mm)				
80	98-9361	2	Bolt-HSH				
90	98-9438	2	Stud				
100	98-9440	2	Nut-Cap				
110	98-7699	4	Washer-Spring				
120	98-9464	1	Bolt-Joint				
130	98-9445	2	Gasket				
140	98-9430	1	Screw				
150	98-9446	1	Gasket				
160	98-9466	1	Plug				
170	98-9451	1	Gasket				

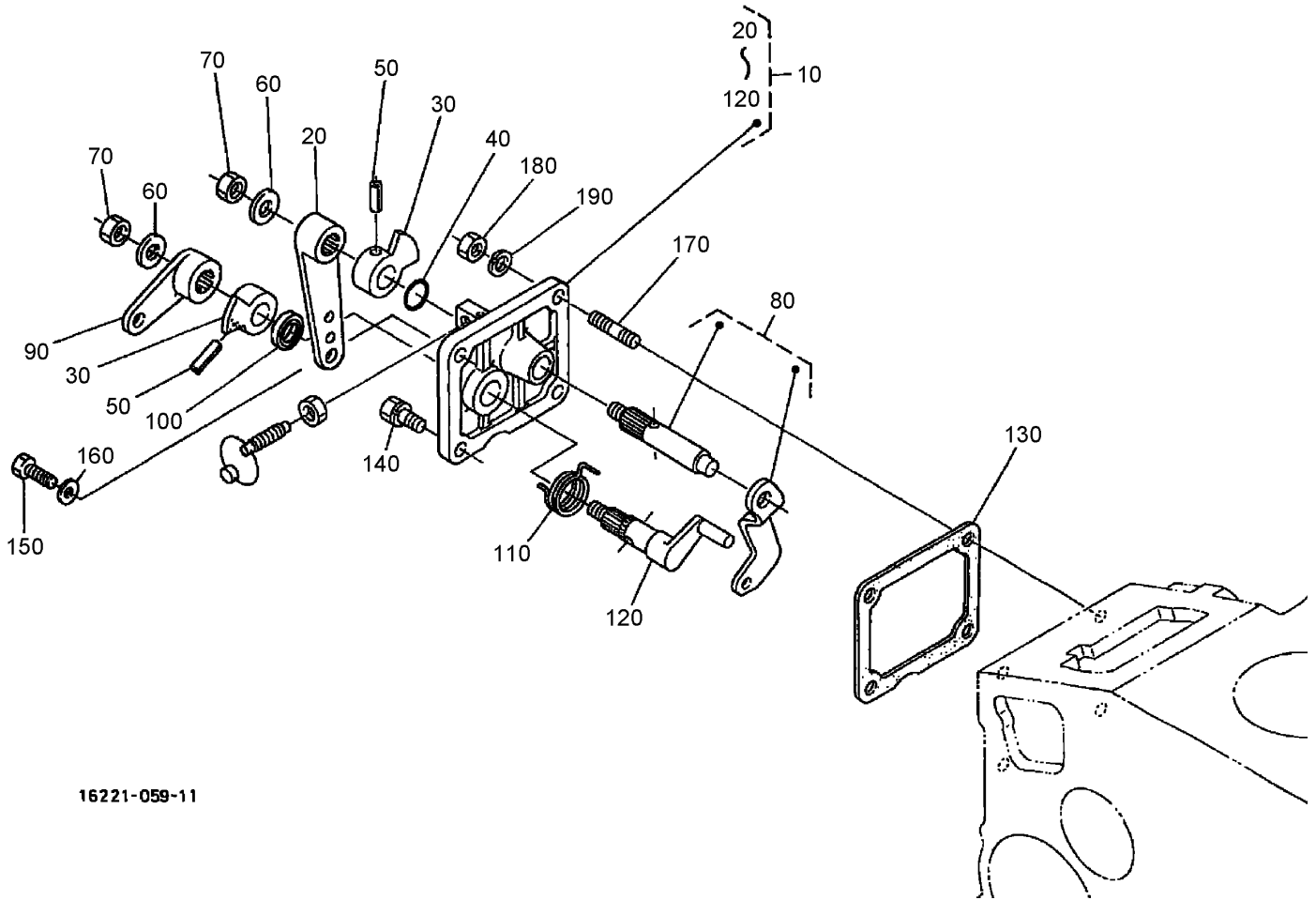


16294-022-14

Governor Assembly

Ref	Part No.	Qty.	Description
10	105-3786	1	Spring-Start
20	98-9681	1	Spring-Governor
30	107-9082	1	Fork Lever ASM
35	98-9692	2	Roller
36	107-9083	1	Lever-Thrust
40	107-9084	1	Lever-Fork
50	107-9085	1	Shaft-Lever, Fork
60	107-9086	1	Shaft-Lever, Fork
70	98-9570	1	Bearing-Miniaturize
80	98-9569	1	Cover-Shaft, Fork Lever
90	98-9682	1	Gasket
100	98-9351	2	Bolt
110	98-9567	1	Collar
120	98-9571	1	Bearing-Miniaturize

--	--	--	--

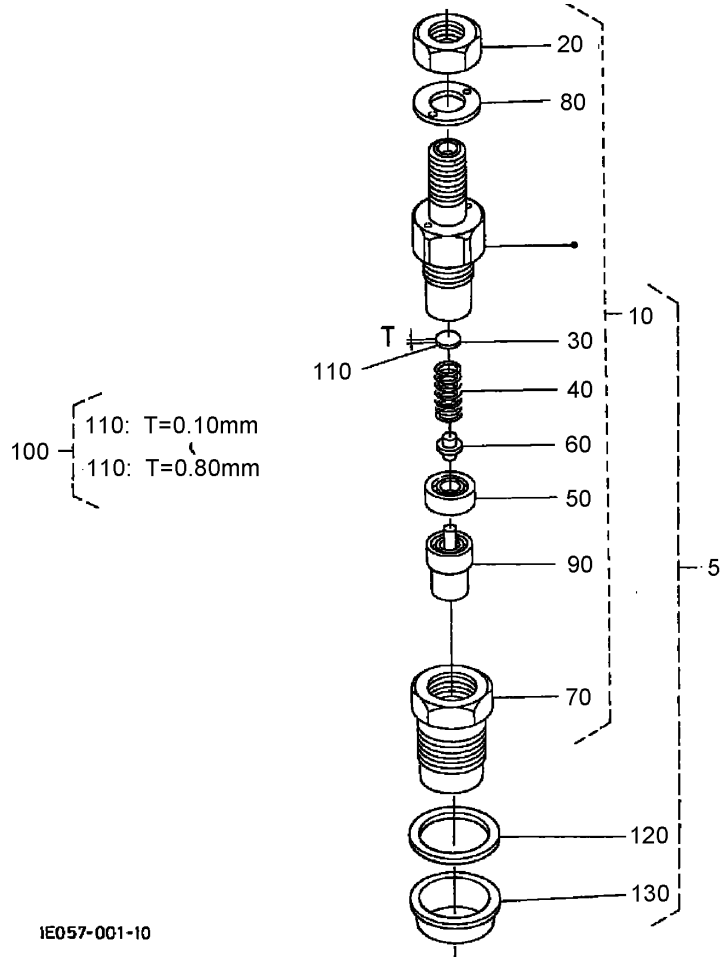


16221-059-11

Speed Control Plate Assembly

Ref	Part No.	Qty.	Description
10	105-3735	1	Control Plate ASM
20	98-9662	1	Lever-Control, Speed
30	98-9572	2	Lever-Control, Speed
40	105-3788	1	O-Ring
50	98-7602	2	Pin-Spring
60	98-9594	2	Washer-Plain
70	98-9589	2	Nut
80	98-9658	1	Governor Lever ASM
90	98-9663	1	Lever-Stop, Engine
100	98-7601	1	Seal-Oil
110	98-9472	1	Spring-Return
120	98-9664	1	Shaft-Lever, Stop
130	98-9637	1	Gasket
140	98-7692	1	Bolt
150	99-8348	1	Bolt
160	98-7654	2	Gasket
170	105-3710	2	Stud
180	98-7572	2	Nut
190	98-7699	2	Washer-Spring

--	--	--	--

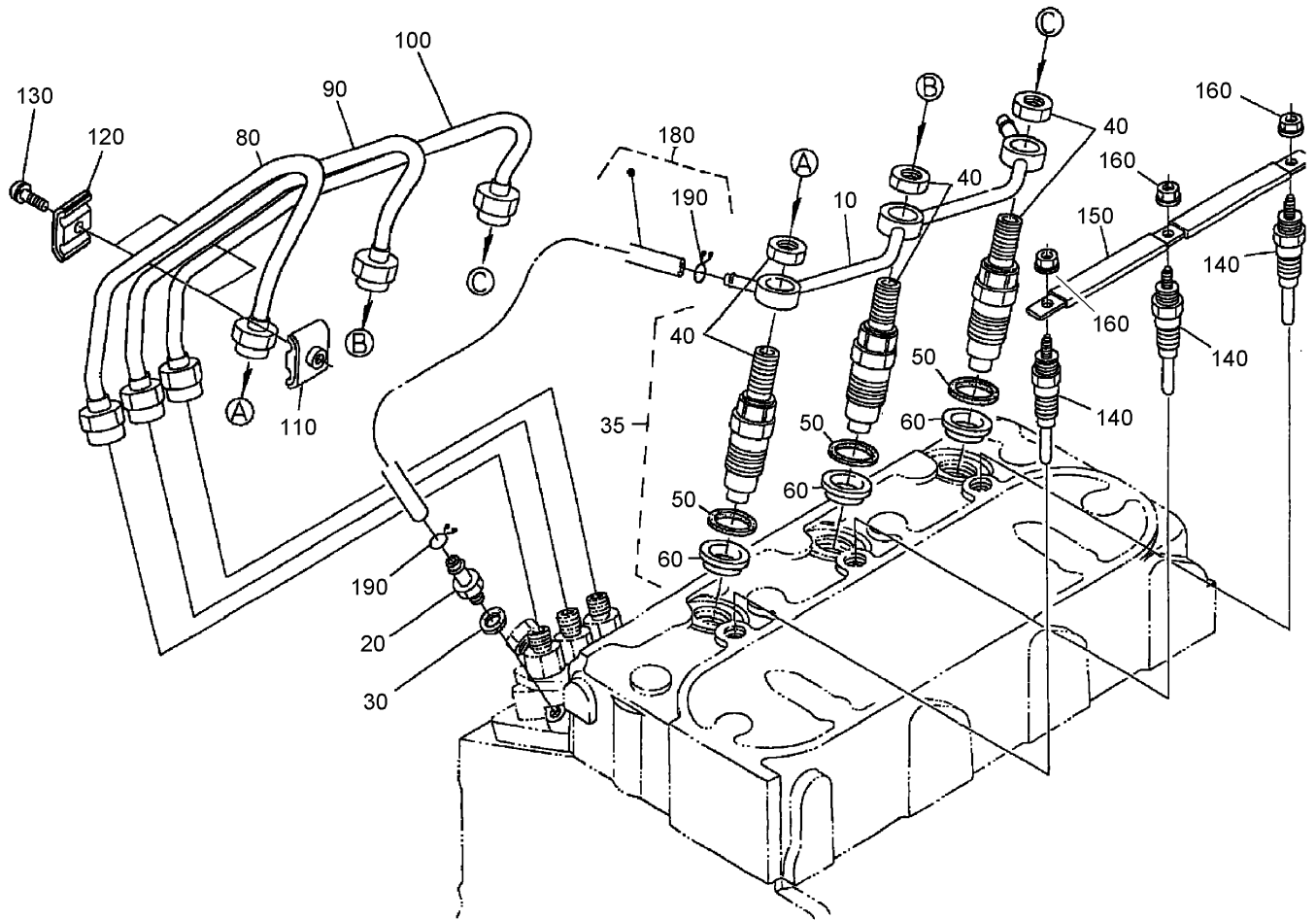


IE057-001-10

Nozzle Holder (Component Parts) Assembly

Ref	Part No.	Qty.	Description
5	105-3740	3	Nozzle Holder Kit
10	98-9468	3	Nozzle Holder ASM
20	99-8301	3	Nut
30	99-8302	3	Washer-Adjusting
40	99-8303	3	Spring-Nozzle
50	99-8304	3	Spacer-Distance
60	99-8305	3	Rod-Push
70	99-8306	3	Nut-Nozzle
80	99-8307	3	Washer-Plain
90	99-8308	3	Piece-Nozzle
100	99-8309	3	Adjusting Washer ASM
110	99-8310	3	Washer-Adjust (0.10mm)
110	99-8311	3	Washer-Adjust (0.20mm)
110	99-8312	3	Washer-Adjust (0.30mm)
110	99-8313	3	Washer-Adjust (0.40mm)
110	99-8314	3	Washer-Adjust (0.50mm)
110	99-8315	3	Washer-Adjust (0.52mm)
110	99-8316	3	Washer-Adjust (0.54mm)
110	99-8317	3	Washer-Adjust (0.56mm)
110	99-8318	3	Washer-Adjust (0.58mm)
110	99-8319	3	Washer-Adjust (0.80mm)
120	98-7676	3	Gasket
130	98-7677	3	Seal

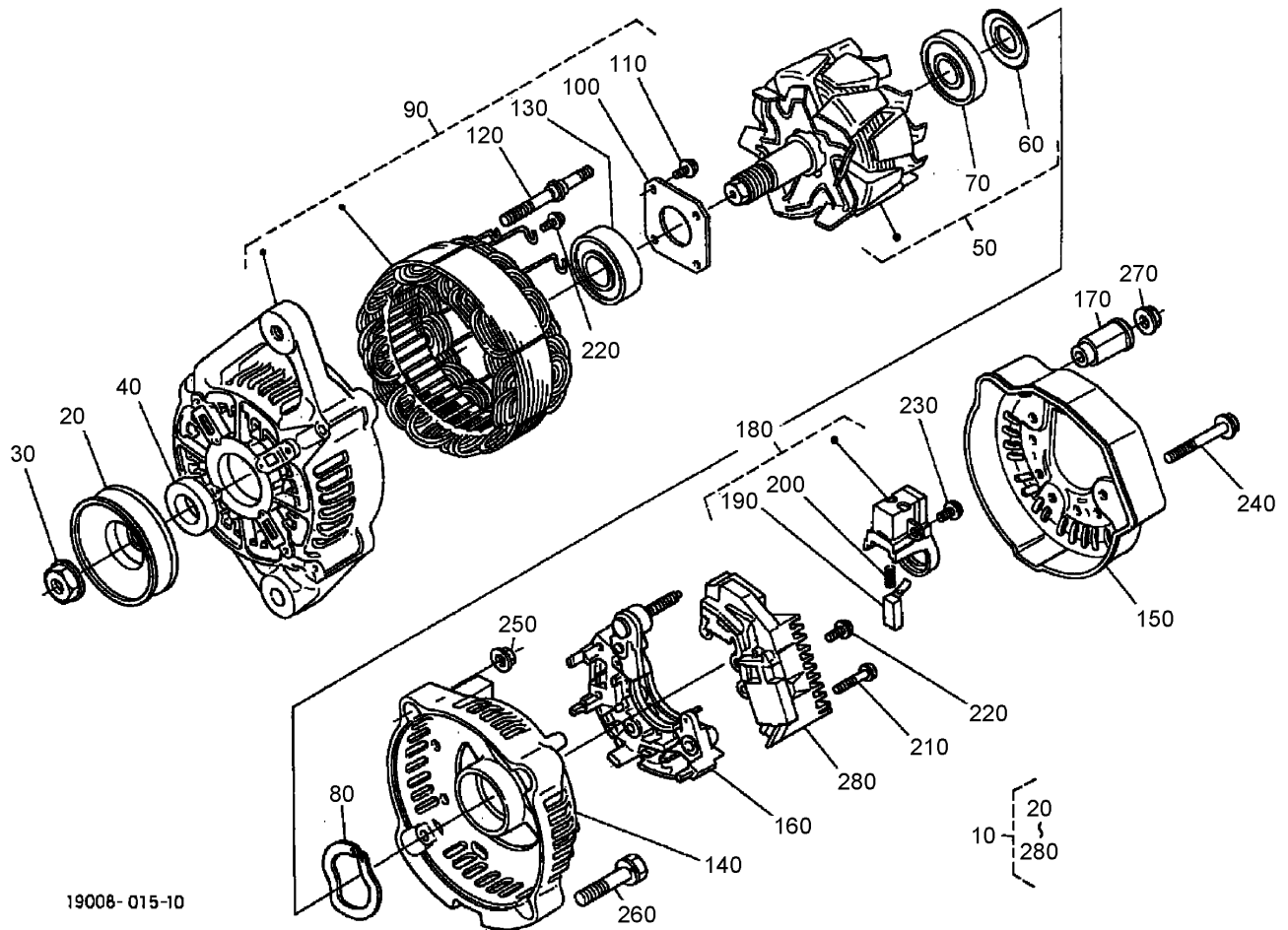
--	--	--	--



Nozzle Holder and Glow Plug Assembly

Ref	Part No.	Qty.	Description
10	98-9621	1	Overflow Pipe ASM
20	98-9431	1	Screw-Bleeder
30	98-7654	1	Gasket
35	105-3740	3	Nozzle Holder Kit
40	98-9468	3	Nozzle Holder ASM
50	98-7676	3	Gasket
60	98-7677	3	Seal
80	98-9622	1	Pipe-Injection
90	98-9654	1	Pipe-Injection
100	98-9655	1	Pipe-Injection
110	98-7682	2	Clamp-Pipe
120	98-7683	2	Clamp-Pipe
130	98-9364	2	Screw-W/washer
140	98-9623	3	Plug-Glow
150	98-9631	3	Cord-Plug, Glow
160	99-8377	3	Nut-Flange
180	98-9624	1	Overflow Pipe ASM
190	98-7672	2	Clip-Pipe

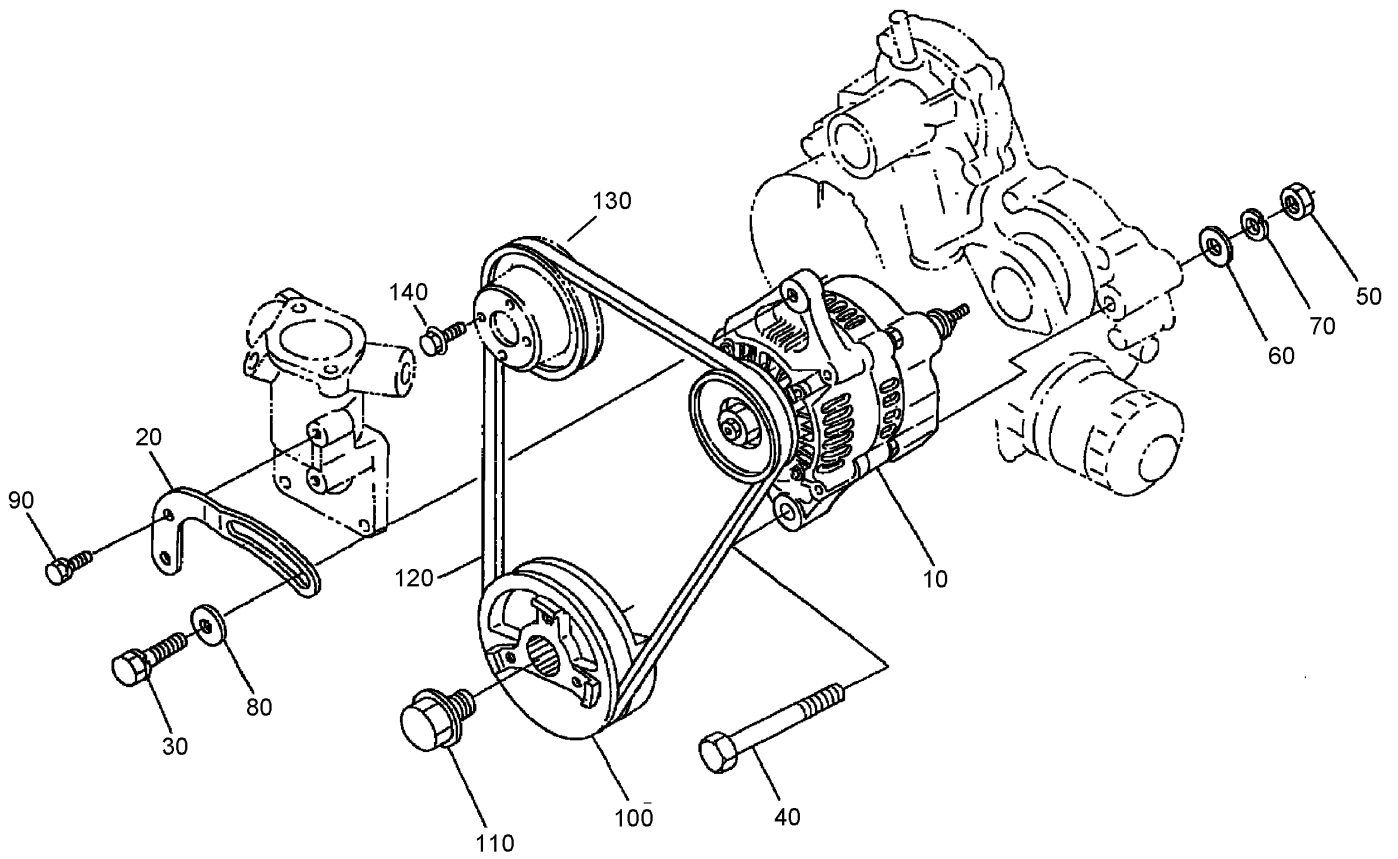
--	--	--	--



Alternator (Component Parts) Assembly

Ref	Part No.	Qty.	Description
10	98-9474	1	Alternator ASM
20	98-9453	1	Pulley-Dynamo
30	98-7708	1	Nut
40	98-7709	1	Collar
50	107-0136	1	Rotor
60	98-7711	1	Cover-Bearing
70	107-0138	1	Bearing-Ball
80	98-7713	1	Washer-Thrust
90	107-0139	1	Drive End Frame ASM
100	98-7715	1	Plate-Retainer
110	98-7716	4	Screw-Head, Round
120	98-7717	2	Bolt-Through
130	107-0137	1	Bearing-Ball
140	107-9087	1	Frame-End
150	107-0140	1	Cover-End
160	98-9476	1	Rectifier ASM
170	98-7722	1	Bushing-Insulation
180	107-0141	1	Holder-Brush
190	98-7724	2	Brush
200	98-7725	2	Spring-Brush
210	98-7726	2	Screw-Head, Round
220	98-7727	6	Screw-Head, Round
230	98-7728	1	Screw-Head, Round
240	98-7729	3	Bolt

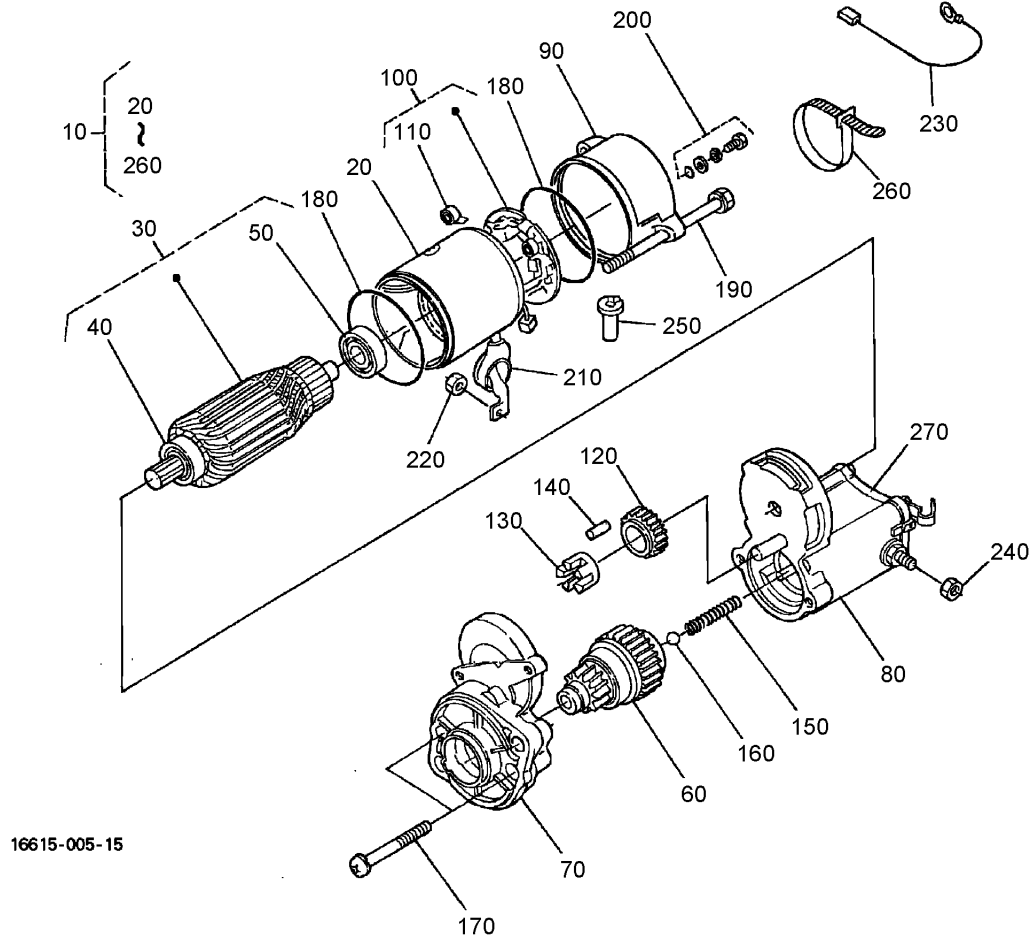
Ref	Part No.	Qty.	Description
250	98-7730	2	Nut
260	98-7731	2	Bolt
270	98-7732	1	Nut
280	107-9088	1	Regulator ASM



Alternator and Pulley Assembly

Ref	Part No.	Qty.	Description
10	98-9474	1	Alternator ASM
20	98-9573	1	Stay-Dynamo
30	98-7697	1	Bolt
40	98-9360	1	Bolt
50	98-7737	1	Nut
60	3256-24	1	Washer-Flat
70	98-7738	1	Washer-Spring
80	100-9233	1	Washer-Plain
90	98-7692	1	Bolt
100	98-9473	1	Pulley-Drive, Fan
110	98-9585	1	Bolt
120	98-9676	1	V-Belt
130	98-9584	1	Pulley-Fan
140	99-8363	1	Bolt-Flange

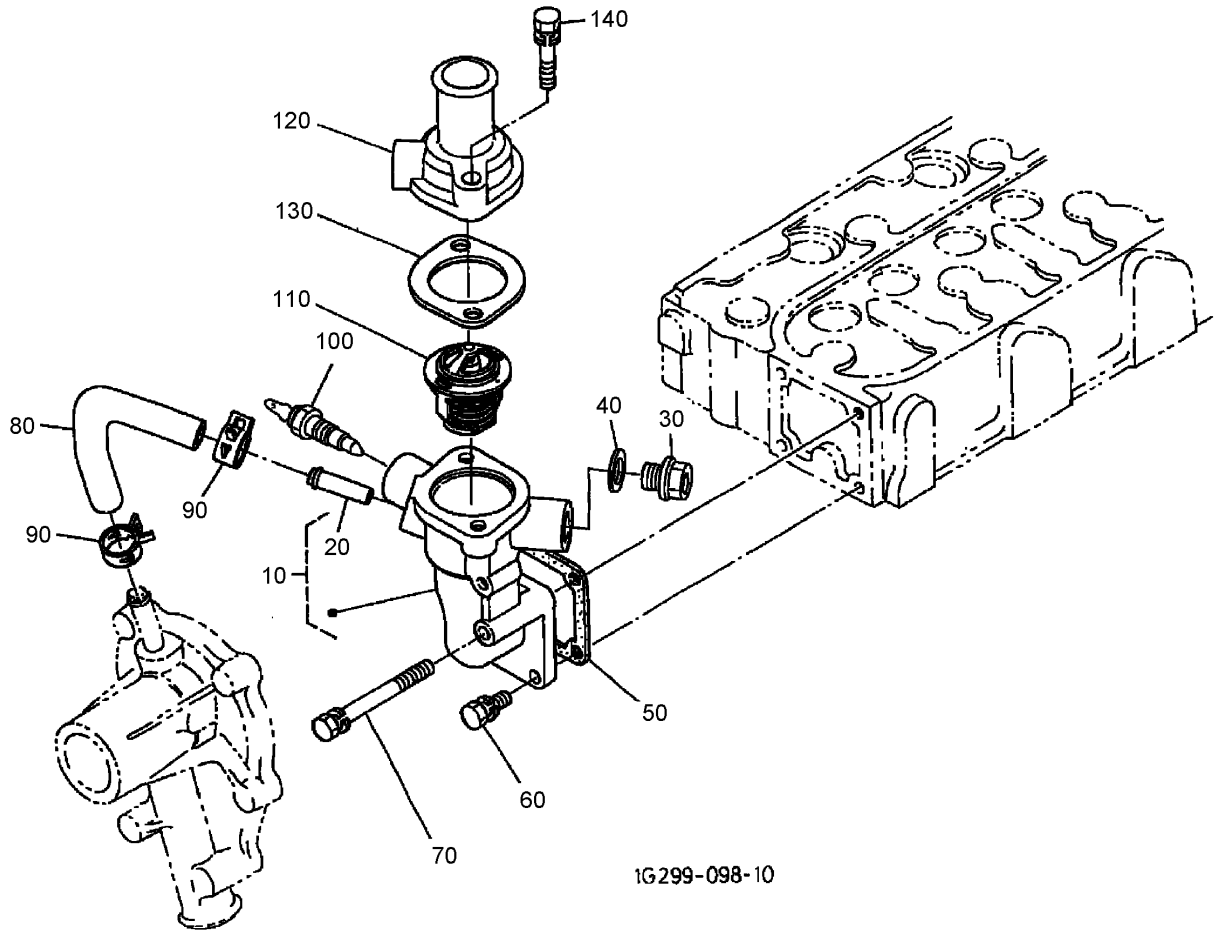
--	--	--	--



Starter (Component Parts) Assembly

Ref	Part No.	Qty.	Description
10	98-9705	1	Starter ASM
20	104-8608	1	Yoke ASM
30	98-7742	1	Armature ASM
40	98-7744	1	Bearing
50	98-7743	1	Bearing
60	99-8373	1	Clutch-Running, Over
70	99-8374	1	Frame-End, Drive
80	105-3746	1	Magnetic Switch ASM
90	98-7748	1	Frame-End
100	98-7749	1	Brush Holder ASM
110	98-7750	4	Spring-Brush
120	98-7751	1	Gear
130	98-7752	1	Retainer
140	98-7753	5	Roller
150	98-7754	1	Spring
160	98-7755	1	Ball
170	98-7756	2	Bolt
180	98-7757	2	O-Ring
190	100-9240	2	Bolt
200	98-7758	2	Bolt ASM
210	99-8375	1	Cover
220	99-8371	1	Nut-Hex
230	98-9711	1	Cord-Solenoid, Stop
240	99-8376	1	Nut-Hex

Ref	Part No.	Qty.	Description
250	98-7759	1	Pipe-Drain
260	98-9712	1	Band-Cover
270	105-2886	1	Cover ASM

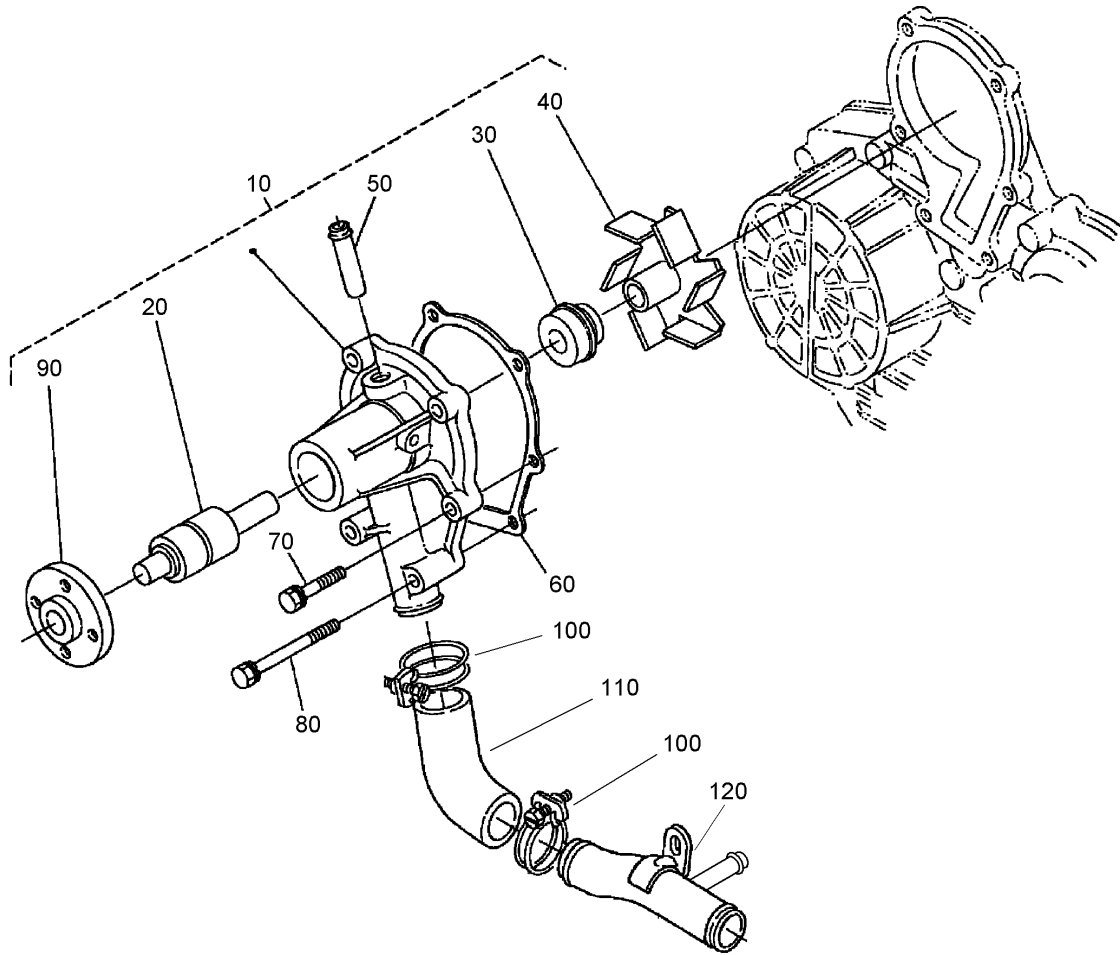


1G299-098-10

Water Flange and Thermostat Assembly

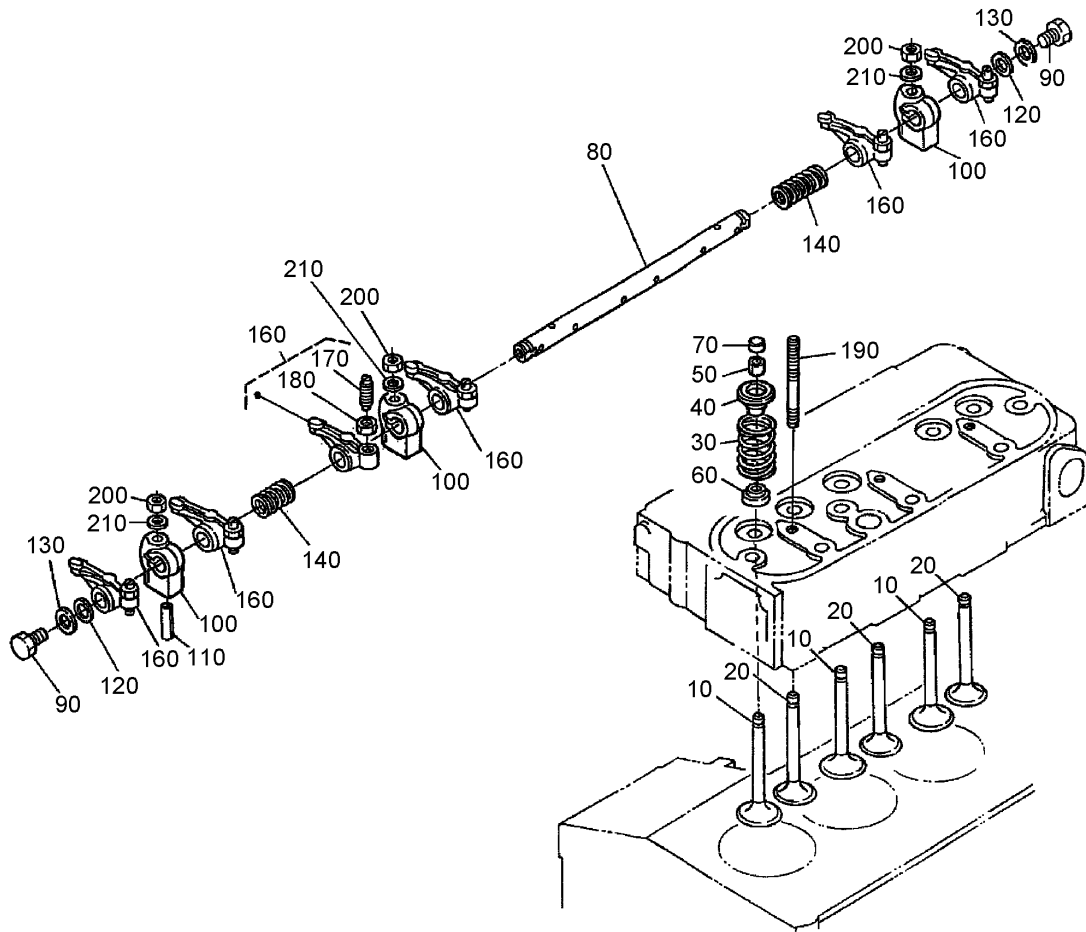
Ref	Part No.	Qty.	Description
10	98-9713	1	Water Flange ASM
20	98-9580	1	Pipe-Return, Water
30	105-3747	1	Plug
40	99-3583	1	Packing
50	98-9638	1	Gasket-Flange, Water
60	98-7692	3	Bolt
70	98-9356	1	Bolt
80	98-9578	1	Pipe-Return, Water
90	98-9579	2	Band-Pipe
100	98-9719	1	Thermoswitch
110	98-7778	1	Thermostat ASM
120	98-9471	1	Cover-Thermostat
130	105-3748	1	Gasket-Thermostat
140	98-7777	2	Bolt

--	--	--	--



Water Pump Assembly

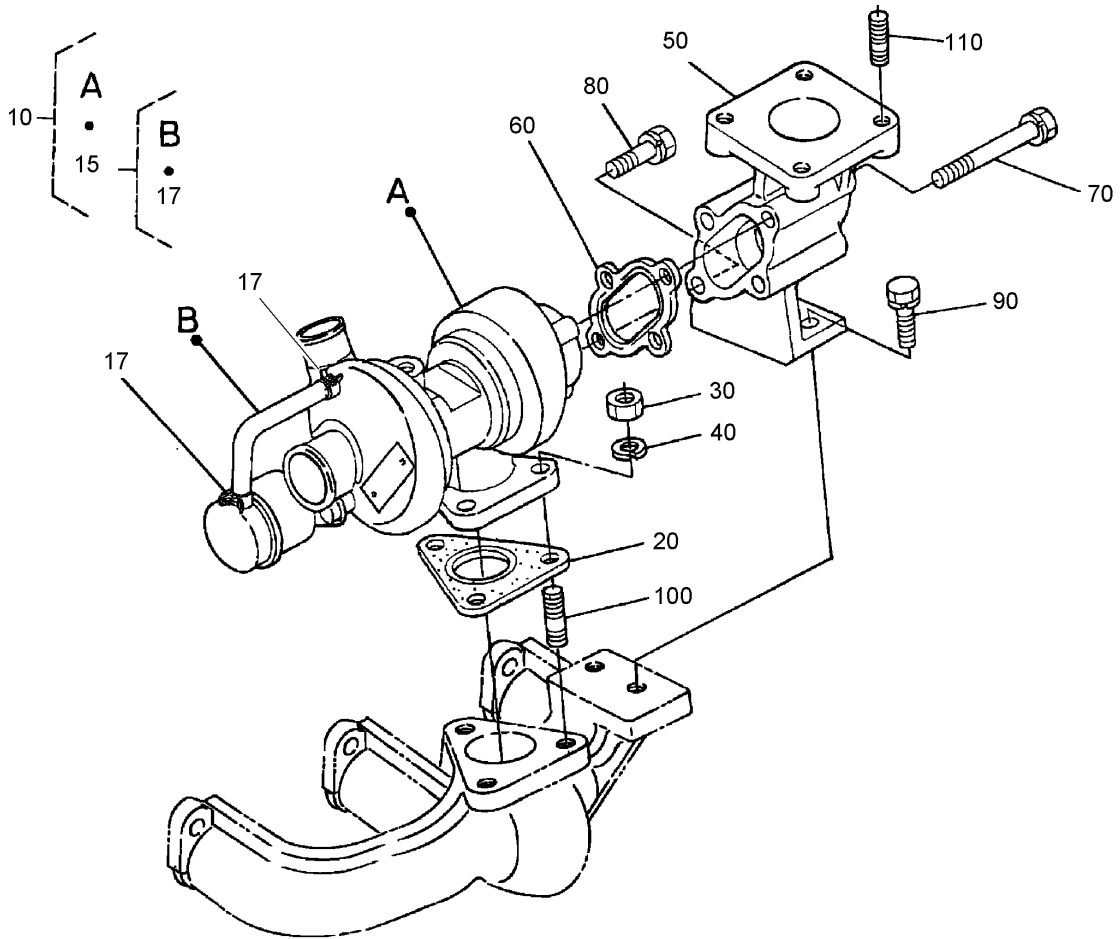
Ref	Part No.	Qty.	Description	
10	107-9089	1	Water Pump ASM	
20	99-3517	1	Bearing-Pump, Water	
30	105-3750	1	Mechanical Seal ASM	
40	99-3519	1	Impeller-Pump, Water	
50	98-9577	1	Pipe-Return, Water	
60	99-3454	1	Gasket-Pump, Water	
70	98-9353	4	Bolt	
80	107-9090	2	Bolt	
90	99-3516	4	Flange-Pump, Water	
100	98-9717	2	Clamp	
110	107-9091	1	Pipe-Water	
120	99-8379	1	Pipe-Water	



Valve and Rocker Arm Assembly

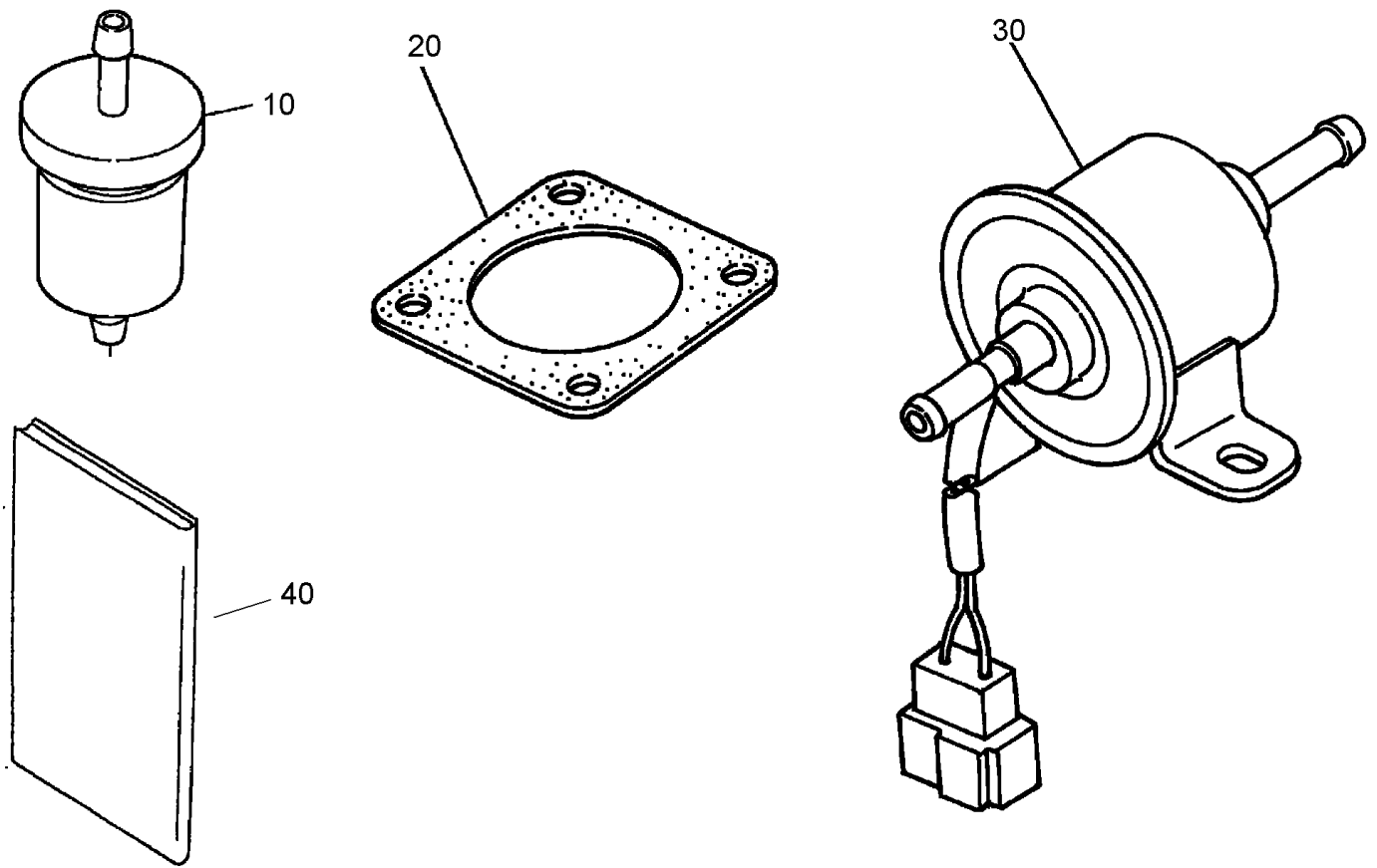
Ref	Part No.	Qty.	Description
10	98-9494	3	Valve-Inlet
20	98-9625	3	Valve-Exhaust
30	98-9626	6	Spring-Valve
40	107-9092	6	Retainer-Spring
50	98-9390	6	Collet-Set, Valve Spring
60	99-8385	6	Seat-Stem, Valve
70	98-9497	6	Cap-Valve
80	105-3790	1	R-Arm Shaft ASM
90	100-9265	2	Bolt
100	98-9505	3	Bracket-Arm, Rocker
110	105-3758	1	Pin-Spring
120	98-9507	2	Washer-Shaft, R-Arm
130	3256-1	2	Washer-Flat
140	98-9504	2	Spring-Arm, Rocker
160	98-9501	6	Rocker Arm ASM
170	98-9502	6	Screw-Adjusting
180	98-9503	6	Nut
190	98-9506	3	Stud
200	98-9393	3	Nut
210	98-9385	3	Washer-Flat

--	--	--	--



Turbo Charger Assembly

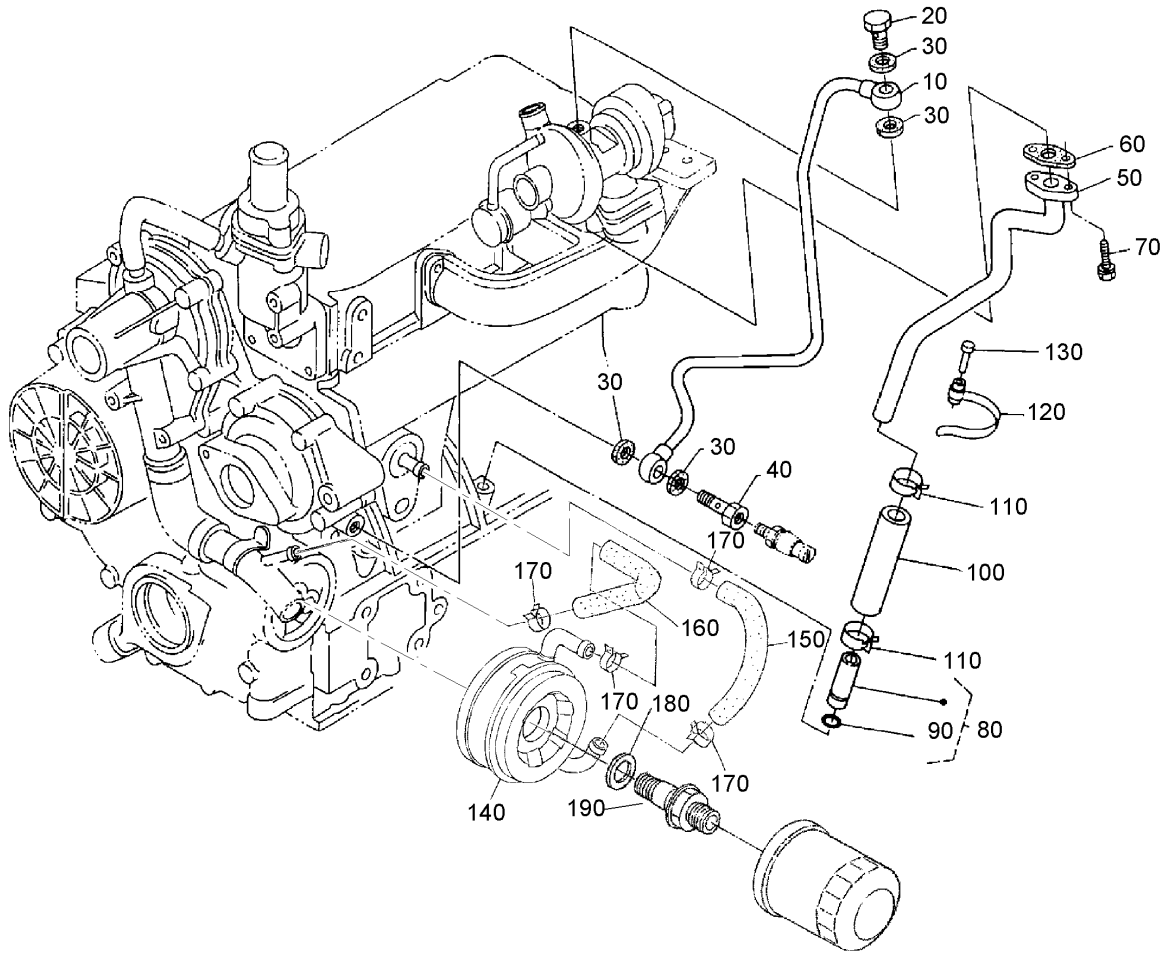
Ref	Part No.	Qty.	Description
10	108-1412	1	Turbo Charger ASM
15	108-1413	1	Hose ASM
17	108-1414	1	Clamp-Hose
20	105-3767	1	Gasket
30	98-7534	3	Nut
40	105-2893	3	Washer-Spring
50	99-8335	1	Flange-Muffler
60	105-3768	1	Gasket
70	105-2894	3	Bolt
80	105-2895	1	Bolt
90	98-7610	2	Bolt
100	99-8341	3	Stud
110	98-7769	4	Stud



Fuel Filter and Pump, Muffler Gasket and Operator Manual

Ref	Part No.	Qty.	Description
10	98-7612	1	Filter-Fuel
20	99-8343	1	Gasket-Muffler
30	107-0122	1	Pump-Fuel, Elec
40	99-8954	1	Manual-Kubota

--	--	--	--



Turbo Charger Oil Pipe Assembly

Ref	Part No.	Qty.	Description
10	98-9419	1	Oil Pipe ASM
20	98-9418	1	Bolt-Joint, Eye
30	99-8346	4	Gasket
40	98-9417	1	Bolt-Joint, Eye
50	98-9461	1	Pipe Line ASM
60	98-9435	1	Gasket-Oil Return, Turbo
70	98-7605	2	Bolt
80	99-8383	1	Oil Pipe ASM
90	98-9374	1	O-Ring
100	98-9721	1	Pipe-Oil
110	98-9714	2	Clamp-Hose
120	98-9601	1	Clamp-Pipe
130	98-9591	1	Pin-Band
140	104-5158	1	Oil Cooler ASM
150	98-9724	1	Pipe-Cooler, Oil
160	98-9578	1	Pipe-Return, Water
170	98-9579	4	Band-Pipe
180	98-9727	1	Collar
190	104-5159	1	Holder ASM

--	--	--	--

NOTES

