Form No. 3483-319 Rev A

TORO®

Count on it.

Parts Catalog

Seatbelt Alarm Kit

Groundsmaster® 4300 or Reelmaster® 5000 Series Traction Unit

Model No. 50261

Register at www.Toro.com.
Original Instructions (EN)

CE

3483-319 A

Ordering Replacement Parts

To order replacement parts, please supply the part number, the quantity, and the description of each part desired.

Understanding Reference Numbers

Each identified part in an illustration has a reference number. The reference number for a part also appears in the parts list, along with other information about the part.

This catalog uses two special reference number formats, one to indicate parts in a service assembly and another to indicate the quantity of a given part in an illustration.

Service Assembly Reference Numbers

Parts in service assemblies have reference numbers in the form a:b. The a represents the reference number of the entire service assembly and the b represents a sequential number unique to each part within the service assembly.

For example, a wheel assembly might be identified by reference number 6, the tire by 6:1, the valve by 6:2, and the wheel by 6:3. When you order the assembly identified by reference number 6, you receive all parts identified by reference numbers 6:1,6:2, and 6:3. However, you may also order any part individually. Reference numbers of this type appear in illustration and in parts lists.

Reference Numbers Indicating Quantity

In an illustration, if a reference number indicates more than one part, the reference number has the form nX y. The n represents the quantity of the part, the X is the multiplication symbol, and the y represents the reference number.

For example, in an illustration, the reference number 2X 37 means that two of the parts identified by reference number 37 are indicated.

Contents

Seatbelt Alarm Kit Assembly Groundsmaster 4300 Series Installation 4
Seatbelt Alarm Kit Assembly Reelmaster 5000 Series Installation 6
Wire Harness Assembly No. 122-4530. 8

© 2026—The Toro® Company
8111 Lyndale Avenue South
Bloomington, MN 55420

Contact us at www.Toro.com.
Printed in the USA.
All Rights Reserved

Seatbelt Alarm Kit Assembly
Groundsmaster 4300 Series Installation

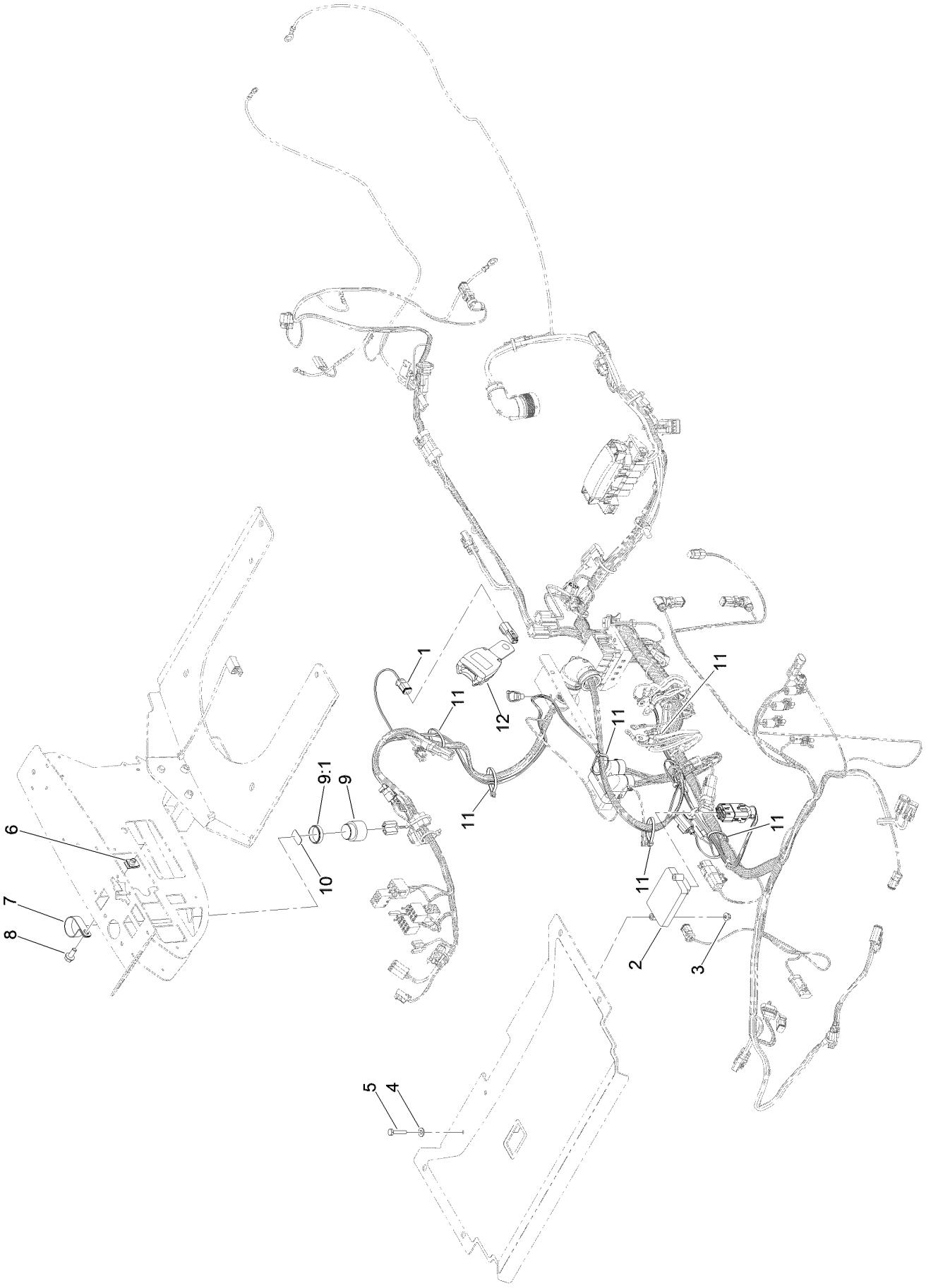

Seatbelt Alarm Kit Assembly
Groundsmaster 4300 Series Installation (continued)

Ref.	Part Number	Qty.	Description
1	122-4530	1	Harness-Wire, Seatbelt Warning
2	122-4414	1	Fasm, Tsm-1201
3	119-4040	2	Nut-HF, NI
4	120-9679	2	Washer-Flat
5	321-8	2	Screw-HH
6	94-2413	1	Nut-U
7	2412-74	1	R-Clamp
8	3234-5	1	Screw-HHF
9	80-9330	1	Audio Alarm ASM
9:1	104-5107	1	Nut-Plastic, Knurled
10	164-7051	1	Decal-Cover, Buzzer
11	3290-378	6	Tie-Cable
12	161-8971	1	Buckle-Seatbelt

Seatbelt Alarm Kit Assembly
Reelmaster 5000 Series Installation

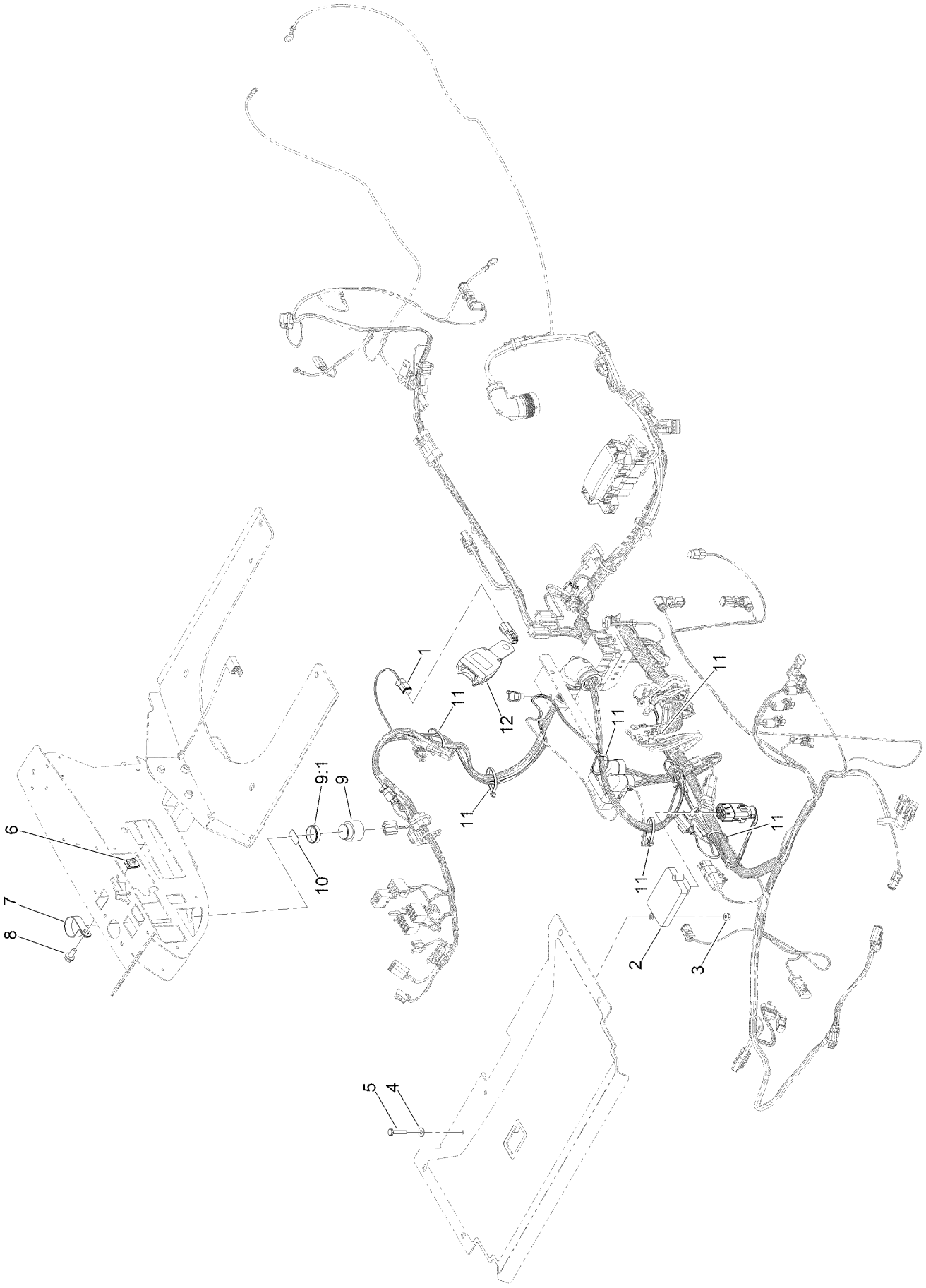

Seatbelt Alarm Kit Assembly
Reelmaster 5000 Series Installation (continued)

Ref.	Part Number	Qty.	Description
1	122-4530	1	Harness-Wire, Seatbelt Warning
2	122-4414	1	Fasm, Tsm-1201
3	119-4040	2	Nut-HF, NI
4	120-9679	2	Washer-Flat
5	321-8	2	Screw-HH
6	94-2413	1	Nut-U
7	2412-74	1	R-Clamp
8	3234-5	1	Screw-HHF
9	80-9330	1	Audio Alarm ASM
9:1	104-5107	1	Nut-Plastic, Knurled
10	164-7051	1	Decal-Cover, Buzzer
11	3290-378	6	Tie-Cable
12	161-8971	1	Buckle-Seatbelt

Wire Harness Assembly No. 122-4530

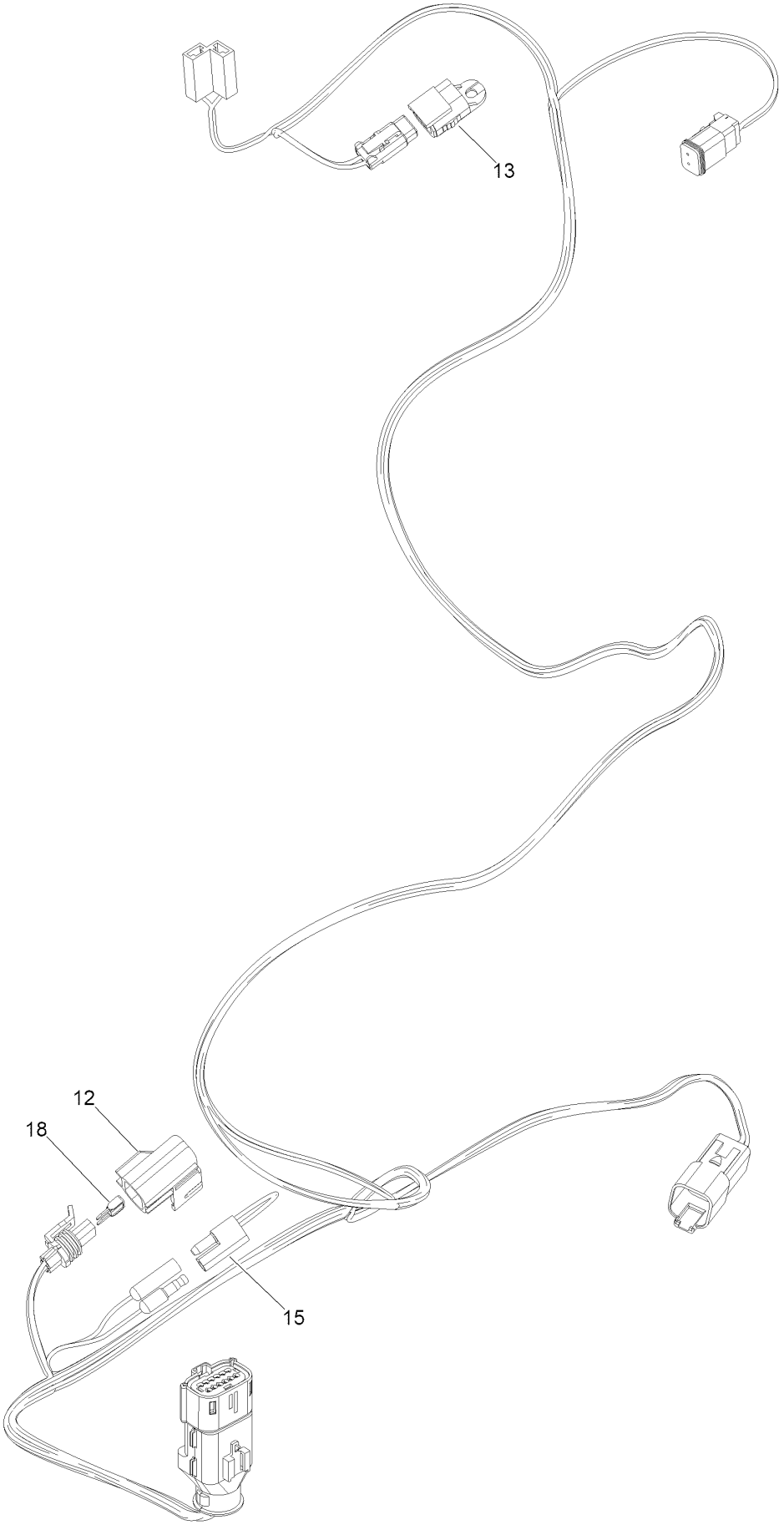

Wire Harness Assembly No. 122-4530 (continued)

Ref.	Part Number	Qty.	Description
12	32180-101	1	Cover-Fuse, Single
13	32180-691	1	Cap- Dust, 2 Way
15	32180-416	1	Cap-Tethered
18	121-8861	1	Fuse-Mini Blade, 2 Amp

Notes:

Notes:



Count on it.