



## Groundsmaster® 580-D

Model No. 30582 - 240000001 and up.

### Parts Catalog

---

#### Ordering Replacement Parts

To order replacement parts, please supply the part number, the quantity, and the description of each part desired.

#### Understanding Reference Numbers

Each Identified part in an illustration has a reference number. The reference number for a part also appears in the parts list, along with other information about the part.

This catalog uses two special reference number formats, one to indicate parts in a service assembly and another to indicate the quantity of a given part in an illustration.

#### Service Assembly Reference Numbers

Parts in service assemblies have reference numbers in the form a:b. The a represents the reference number of the entire service assembly and the b represents a sequential number unique to each part within the service assembly.

For example, a wheel assembly might be identified by reference number 6, the tire by 6:1, the valve by 6:2, and the wheel by 6:3. When you order the assembly identified by reference number 6, you receive all parts identified by reference numbers 6:1, 6:2, and 6:3. However, you may also order any part individually. Reference numbers of this type appear in illustrations and in part lists.

#### Reference Numbers Indicating Quantity

In an illustration, if a reference number indicates more than one part, the reference number has the form nX y. The n represents the quantity of the part, the X is the multiplication symbol, and the y represents the reference number.

For example, in an illustration, the reference number 2X 37 means that two of the parts identified by reference number 37 are indicated.

# Contents

<b>Description</b>	<b>Page</b>	<b>Description</b>	<b>Page</b>
Seat Assembly	..... 4	Rear Manifold and Battery Assembly	..... 51
Seat Suspension Assembly	..... 5	Deck Manifold Assembly No. 95-5908	..... 53
Seat Suspension Assembly No. 107-1188	..... 6	Rear Axle Assembly	..... 54
Steering Tower Assembly	..... 7	Hydraulic Cylinder Assembly No. 98-0661	..... 56
Steering Valve Assembly No. 106-0270	..... 9	Front Deck Lift Assembly	..... 57
Brake Pedal Assembly	..... 10	Hydraulic Cylinder Assembly No. 92-4971	..... 59
Service Brake Assembly	..... 11	Wing Deck Lift Assembly	..... 60
Master Cylinder Assembly No. 69-2640	..... 12	Hydraulic Cylinder Assembly No. 74-2170	..... 62
Traction Pedal and Cruise Control Assembly	..... 13	Wing Deck Latch Assembly	..... 63
Gauge Panel Assembly	..... 14	Outer Wing Deck Lift Assembly	..... 64
Control Box and Lower Control Panel Assembly	..... 16	Deck Motor Assembly	..... 65
Lift Valve Installation Assembly	..... 18	Hydraulic Motor Assembly No. 94-4907	..... 66
Control Valve Assembly No. 69-1780	..... 19	Cylinder Head Assembly	..... 67
Counterbalance Manifold Installation Assembly	..... 20	Valve Mechanism Assembly	..... 68
Counterbalance Manifold Assembly No. 95-5907	..... 21	Rocker Cover and Breather Assembly	..... 69
Frame Assembly	..... 22	Camshaft Assembly	..... 70
Hydraulic Compartment Assembly	..... 23	Crankcase Assembly	..... 71
Hydraulic Line Assembly	..... 25	Main Metal Assembly	..... 72
Hydraulic Line Clamp Assembly	..... 26	Timing Gearcase Assembly	..... 73
Fuel Tank Assembly	..... 27	Flywheel Housing Assembly	..... 74
Hydraulic Tank Assembly	..... 28	Oil Pan Assembly	..... 75
Hydraulic Filter Assembly	..... 29	Piston and Connection Rod Assembly	..... 76
Hydrostat and Gear Motor Assembly	..... 30	Crankcase and Flywheel Assembly	..... 77
Hydrostat Pump Assembly No. 106-0335	..... 31	Timing Gear Assembly	..... 78
Gear Pump Assembly No.106-0336	..... 33	Inlet and Exhaust System Assembly	..... 79
Driveshaft Assembly 106-0325	..... 34	Turbocharger Assembly	..... 80
Front Wheel Assembly	..... 35	Oil Pump and Oil Strainer Assembly	..... 81
Planetary Gear Drive Assembly No. 107-4338-03	..... 37	Oil Pipe Assembly	..... 82
Motor Assembly No. 69-3050	..... 38	Oil Cooler Assembly	..... 83
Wheel Brake Assembly	..... 39	Oil Filter Assembly	..... 84
Cowl and Screen Assembly	..... 40	Cooling System Assembly	..... 85
Hood Assembly	..... 41	Fuel System Assembly	..... 86
Radiator and Oil Cooler Assembly	..... 42	Nozzle Assembly	..... 87
Engine and Mount Assembly	..... 44	Fuel Filter Assembly	..... 88
Fuel Filter Assembly No. 69-1750	..... 45	Electric Parts Assembly	..... 89
Flex and Hydraulic Motor Plate Assembly	..... 46	Starter Assembly	..... 90
Gear Pump Assembly No. 107-1181-03	..... 47	Alternator Assembly	..... 91
Fan Mount Assembly	..... 48	Accessory Assembly	..... 92
Muffler and Air Cleaner Assembly	..... 49		
Air Cleaner Assembly No. 98-0800	..... 50		

## Part Description Abbreviations

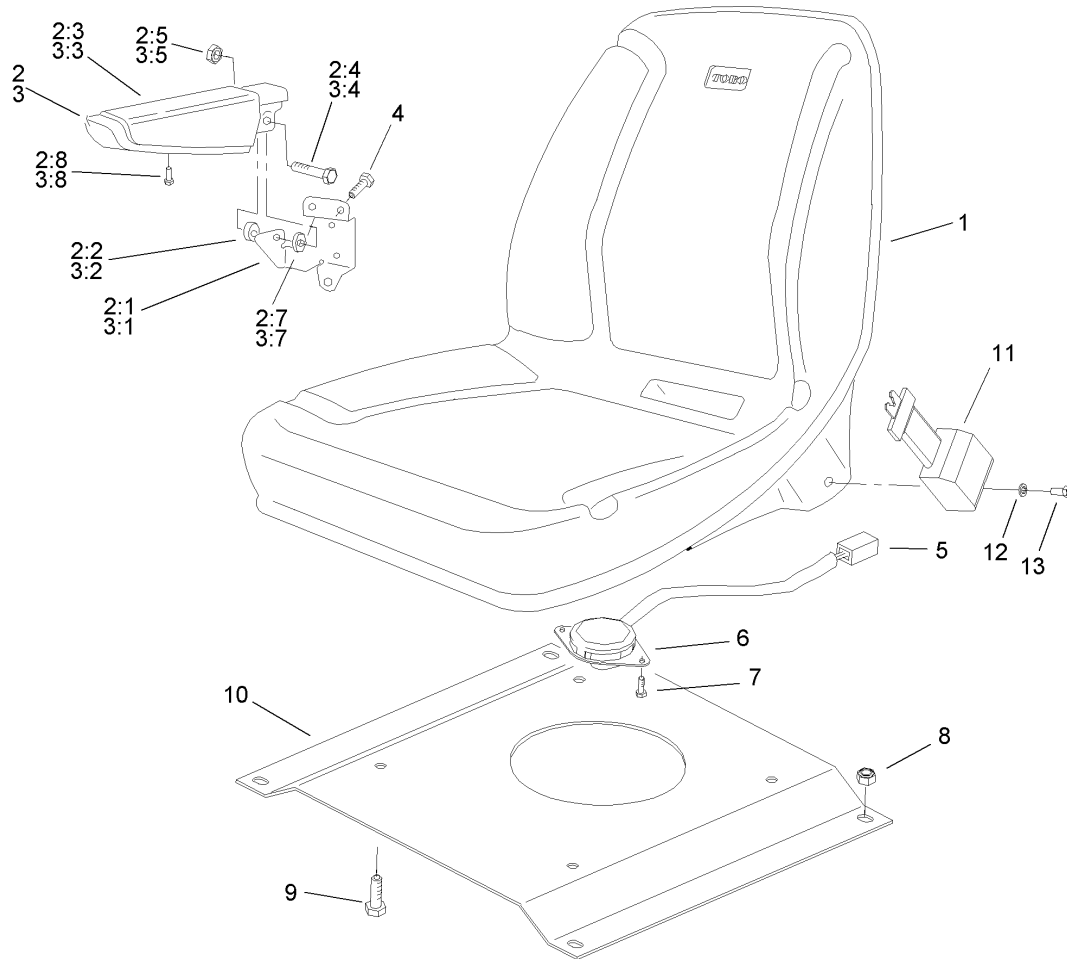
Part descriptions in this catalog may include the following abbreviations.

AR. ....	as required	INC. ....	incorporated
ASM. ....	assembly	LH. ....	left hand
CARR. ....	carriage	NI. ....	nylon insert
DEG. ....	degrees	PPH. ....	phillips pan head
FH. ....	flat head	PTH. ....	phillips truss head
GA. ....	gauge	PTO. ....	power take off
HF. ....	hex flange	RH. ....	right hand
HH. ....	hex head	SFH. ....	slotted fillister head
HHF. ....	hex head flange	SHH. ....	slotted hex head
HHFTF. ....	hex head flange thread forming	SHWH. ....	slotted hex washer head
HJ. ....	hex jam	SPH. ....	slotted pan head
HLH. ....	hex lag head	SQH. ....	square head
HOC. ....	height-of-cut	SRH. ....	slotted round head
HS. ....	hex	STD. ....	standard
HSBH. ....	hex socket button head	TAP. ....	self tapping
HSFH. ....	hex socket flat head	TTH. ....	torx truss head
HSH. ....	hex socket head	WH. ....	wing head
HWH. ....	hex washer head		
HWHTF. ....	hex washer head thread forming		
HYD. ....	hydraulic		

## Footnotes

❶ Not illustrated

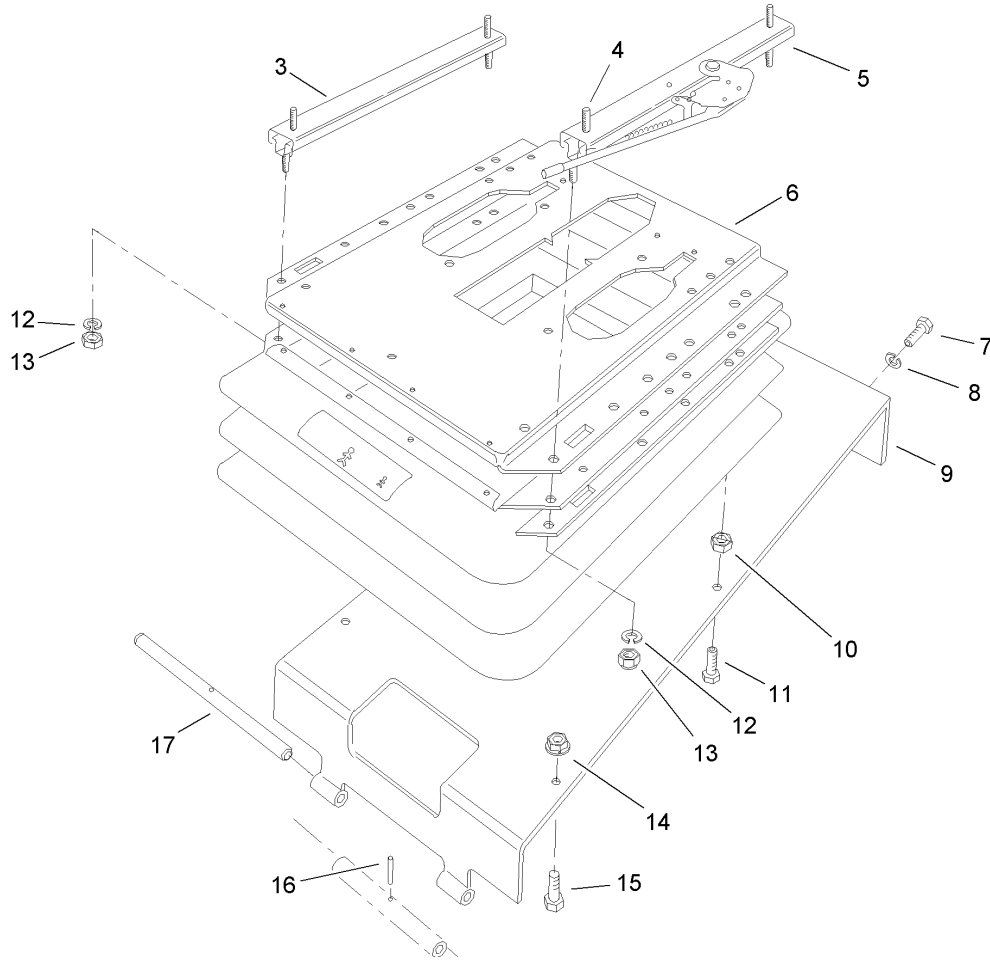
❷ Not serviced separately



## Seat Assembly

Ref	Part No.	Qty.	Description
1	104-4620	1	Seat-Olympic, Toro
②2		1	RH Armrest ASM
2:1	69-0770	1	Bracket-Arm, RH
2:2	92-7301	1	Spacer
2:3	69-1180	1	Armrest
2:4	323-9	1	Screw-HH
2:5	32128-19	1	Nut-HF
2:7	3256-24	1	Washer-Flat
2:8	92-7318	1	Screw
②3		1	LH Armrest ASM
3:1	69-0760	1	Bracket-Arm, LH
3:2	92-7301	1	Spacer
3:3	69-1180	1	Armrest
3:4	323-9	1	Screw-HH
3:5	32128-19	1	Nut-HF
3:7	3256-24	1	Washer-Flat
3:8	92-7318	1	Screw
4	3234-5	6	Screw
5	98-7326	1	Harness-Wire, Seat
6	92-6282	1	Switch-Seat
7	32144-10	2	Screw-HWH
8	3296-29	4	Nut-Lock, NI
9	3234-5	4	Screw
10	98-3048-03	1	Plate-Seat

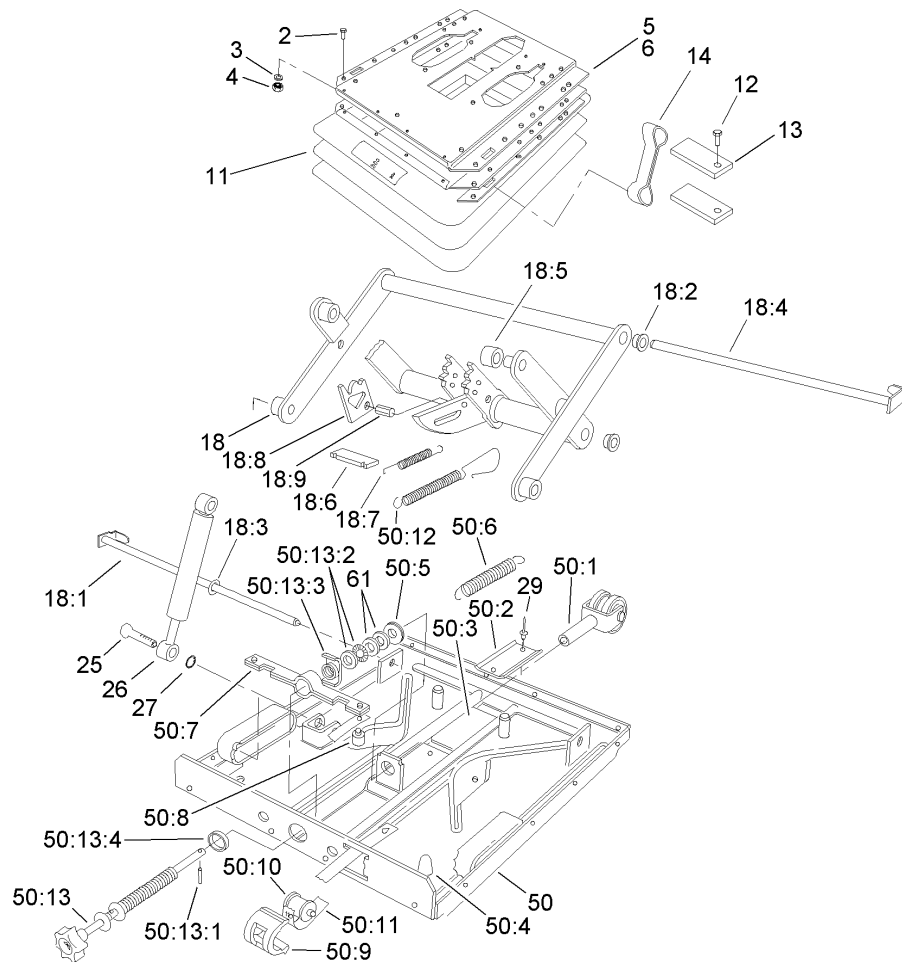
Ref	Part No.	Qty.	Description
11	100-4928	1	Belt-Seat
12	3253-6	2	Washer-Lock
13	3212-4	2	Screw-HH



## Seat Suspension Assembly

Ref	Part No.	Qty.	Description
3	66-8530	1	Adjuster
4	3230-22	1	Screw-CARR
5	82-9060	1	Adjuster ASM W/handle
6	107-1188	1	Seat Suspension
7	323-6	2	Screw-HH
8	3253-21	2	Washer-Lock
9	83-6660-03	1	Bracket-Support, Seat ASM
10	33015-00	2	Nut-Hex
11	33115-025	2	Screw-HH
12	3256-23	4	Washer-Flat
13	3296-29	4	Nut-Lock, NI
14	33004-00	2	Nut-HF
15	33104-020	2	Screw-HHF
16	32121-4	1	Pin-Roll
17	27-4720	1	Shaft-Pivot, Seat

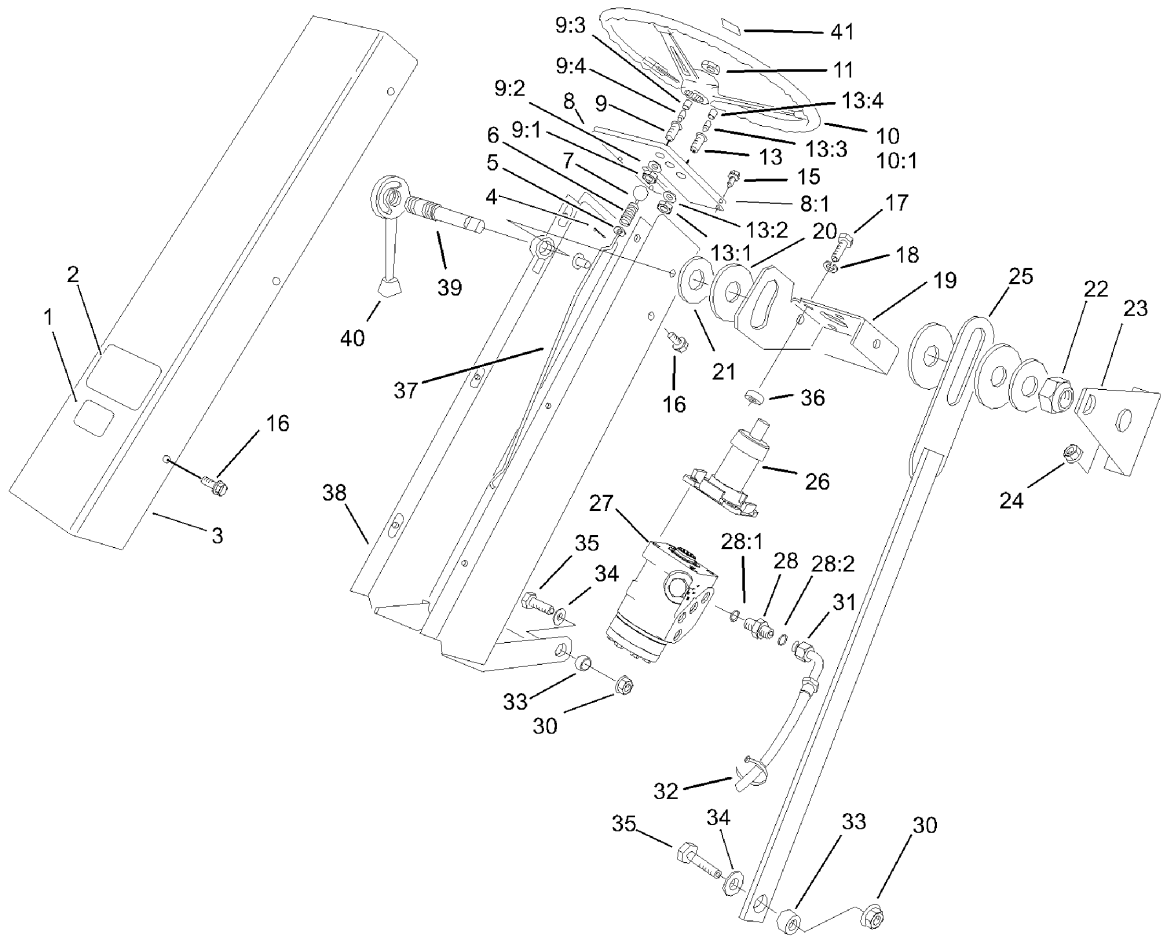
--	--	--	--



## Seat Suspension Assembly No. 107-1188

Ref	Part No.	Qty.	Description
2	107-1197	4	Screw
3	107-1198	4	Washer
4	82-9650	4	Nut
5	107-1199	1	Cover
6	107-1200	1	Suspension-Upper
11	107-1201	1	Bellows
12	107-1202	2	Rivet
13	107-1203	2	Plate
14	107-1204	1	Webbing
18	107-1206	1	Arm-Swing
18:1	107-1205	1	Bolt
18:2	71-2180	4	Bearing
18:3	40-3950	1	Washer
18:4	107-1207	1	Bolt
18:5	40-4010	4	Roller
18:6	40-4360	1	Plate
18:7	107-1402	2	Spring-Tension
18:8	40-4380	2	Bracket-Release
18:9	107-1208	1	Bolt
25	71-2320	2	Pin
26	107-1209	1	Absorber-Shock
27	71-2330	2	Ring-Snap
29	107-1210	2	Rivot
50	107-1401	1	Lower Suspension ASM

Ref	Part No.	Qty.	Description
50:1	71-2290	1	Fork And Triple Bearing ASM
50:2	107-1211	1	U-Shaped Profile
50:3	107-1212	1	Plate-Rubber
50:4	107-1213	1	Bumper Set
50:5	40-4060	1	Washer-Rubber
50:6	71-2260	2	Spring
50:7	71-2250	1	Bracket-Spring
50:8	107-1214	1	Plug-Retaining
50:9	107-1215	1	Guide
50:10	107-1216	1	Roller
50:11	71-2280	1	Band-Indicator, Weight
50:12	40-4340	1	Spring-Coil
50:13	71-2240	1	Knob ASM
50:13:1	71-2210	1	Pin
50:13:2	40-4310	1	Bearing-Thrust, Needle
50:13:3	71-2270	1	Nut-Special
50:13:4	107-1217	1	Bushing
61	40-4070	3	Washer



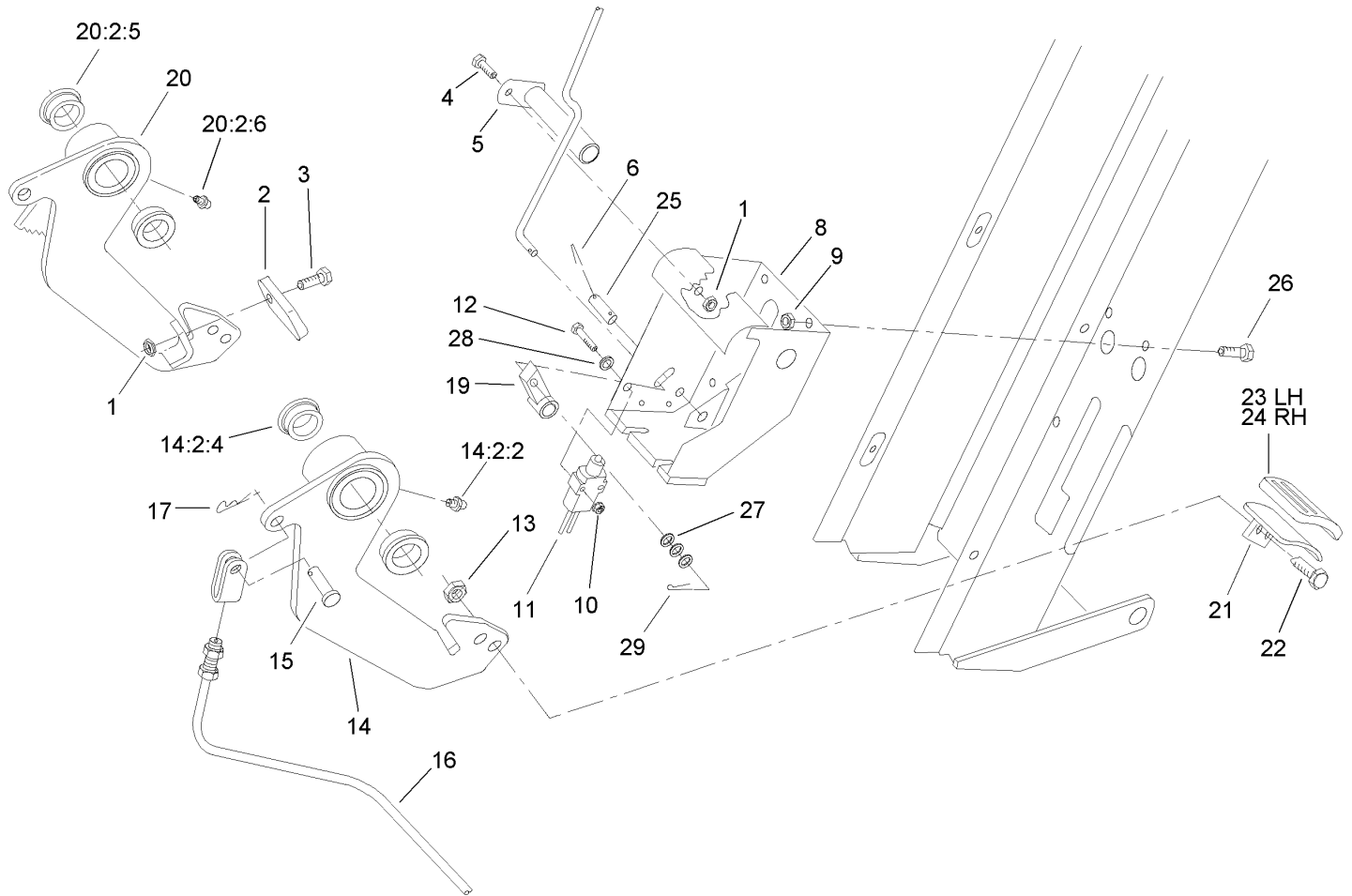
## Steering Tower Assembly

Ref	Part No.	Qty.	Description
1	93-7252	1	Decal
2	62-5550	1	Decal
3	69-8510-01	1	Cover-Tower, Steering
4	3272-5	1	Pin-Cotter
5	3256-22	1	Washer-Flat
6	95-1821-03	1	Spring-Compression
7	233-17	1	Knob
8	106-0483	1	Steering Tower ASM
8:1	106-0390	1	Decal-Tower, Steering
9	44-2210	1	Light-Indicator, Red
9:1	218-535	1	Nut-Hex
9:2	218-536	1	Washer-Lock
9:3	218-533	1	Lens
9:4		1	Bulb
10	98-1471	1	Wheel-Steering
10:1	98-1468	1	Cover-Wheel, Steering
11	94-9952	1	Nut-Hex
13	44-2212	2	Amber Indicator Light ASM
13:1	218-535	1	Nut-Hex
13:2	218-536	1	Washer-Lock
13:3		1	Bulb
13:4	218-562	1	Lens
15	32144-64	4	Screw
16	3234-14	8	Screw-HHF

Ref	Part No.	Qty.	Description
17	33115-030	4	Screw-HH
18	48-9590	4	Washer-Lock
19	106-0293-03	1	Bracket-Gear, Steering
20	31-0390	3	Disc-Friction
21	20-9500	2	Washer
22	3296-49	1	Nut-Lock, NI
23	69-7740-03	1	Support-Gear, Steering ASM
24	32128-20	2	Nut-HF
25	69-7760-03	1	Link-Gear, Steering ASM
26	106-0271	1	Column-Steering
27	106-0270	1	Valve-Steering
28	340-1	4	Adapter
28:1	237-21	1	O-Ring
28:2	237-42	1	O-Ring
30	32128-23	3	Nut-HF
31	69-5500	4	Hose ASM
32	3290-378	13	Tie-Cable
33	28-0380	3	Spacer-Axle, Front
34	3256-26	3	Washer-Flat
35	325-5	3	Screw-HH
36	46-1600	4	Spacer
37	106-0331-03	1	Rod-Latch, Brake
38	69-8160-01	1	Steering Tower ASM
39	69-9230	1	Shaft-Pivot, Steering



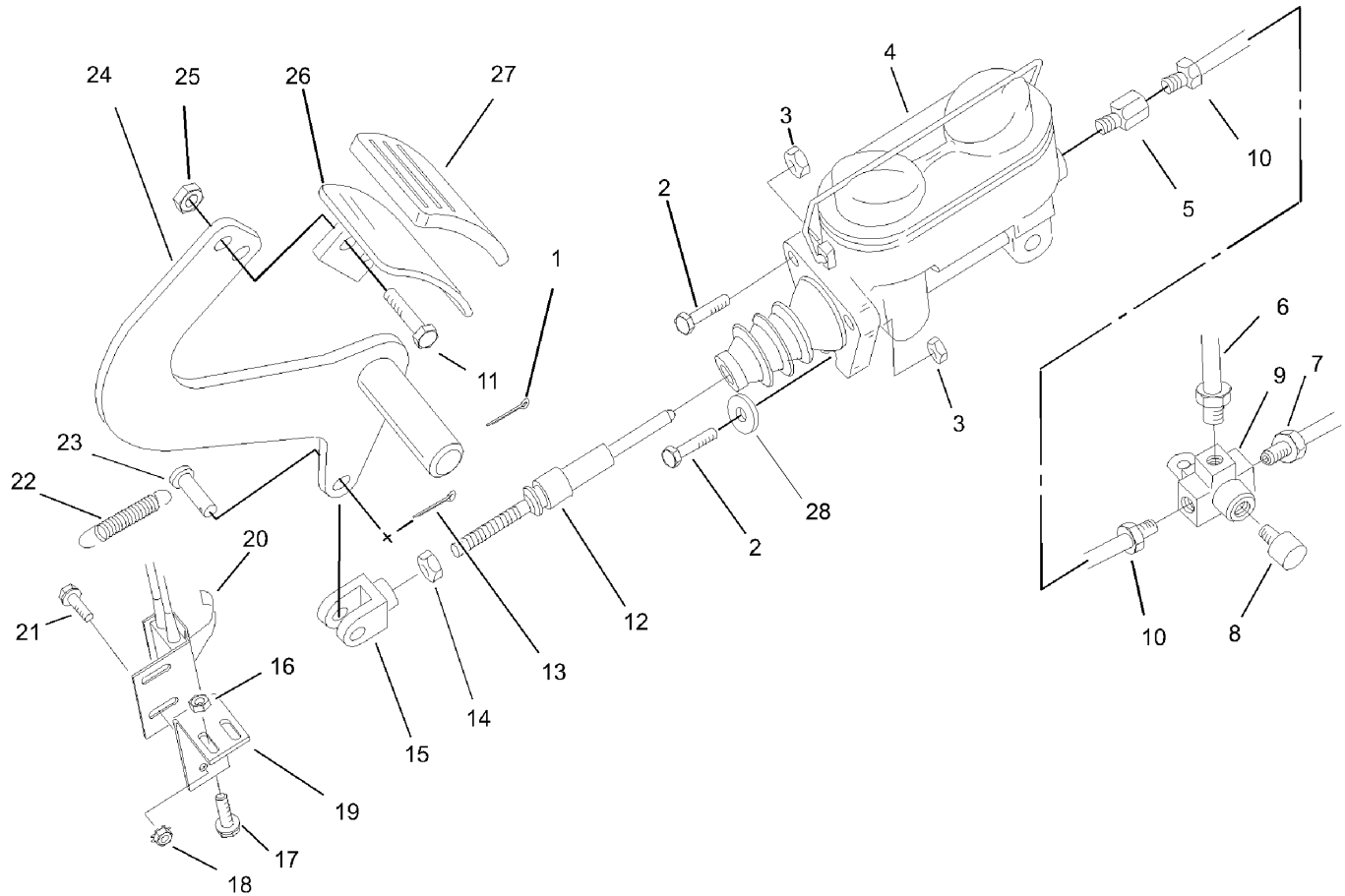




## Brake Pedal Assembly

Ref	Part No.	Qty.	Description
1	32152-4	2	Nut-Hex
2	69-9210-03	1	Lever-Latch, Brake
3	321-4	1	Screw-HH
4	321-2	1	Screw-HH
5	69-7790-03	1	Pin ASM
6	3272-6	2	Pin-Cotter
7	3290-378	1	Tie-Cable
8	106-0485-03	1	Mount-Pedal, Brake
9	32128-20	4	Nut-HF
10	3296-9	2	Nut-Lock, NI
11	99-3410	1	Switch
12	3249-11	2	Screw-Machine
13	32152-1	4	Nut-Lock, NI
14	69-7880-03	1	LH Brake Arm ASM
14:2:2	302-5	1	Fitting-Grease
14:2:4	256-247	2	Bushing-Flange
15	283-1	2	Pin-Clevis
16	69-5670	2	Cable-Brake
17	3290-307	2	Pin-Hair
19	69-7720-03	1	Brake Pawl ASM
20	69-7890-03	1	RH Brake Arm ASM
20:2:5	256-247	2	Bushing-Flange
20:2:6	302-5	1	Fitting-Grease
21	69-7700-03	2	Pedal ASM

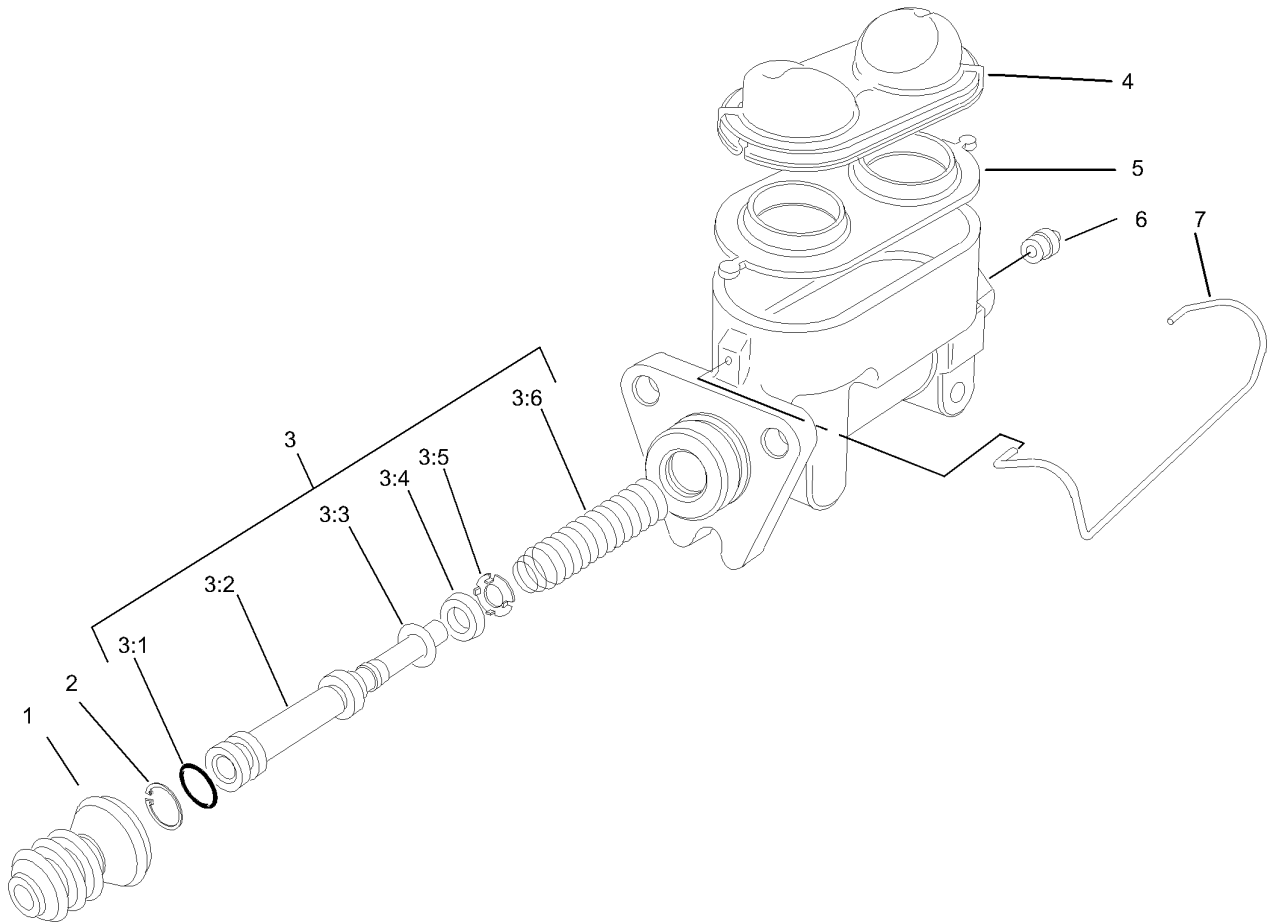
Ref	Part No.	Qty.	Description
22	322-4	4	Screw-HH
23	49-6171	1	Pad-Brake, LH
24	49-6172	1	Pad-Brake, RH
25	69-9200	1	Pin
26	3234-14	3	Screw-HHF
27	3256-22	4	Washer-Flat
28	3255-24	2	Washer-Lock/ext
29	3272-5	1	Pin-Cotter



## Service Brake Assembly

Ref	Part No.	Qty.	Description
1	3272-12	1	Pin-Cotter
2	323-7	3	Screw-HH
3	32128-21	3	Nut-HF
4	69-2640	1	Cylinder-Master
5	353-994	1	Fitting-Brake
6	74-2530	1	Front Brake Tube ASM
7	74-2510	1	LH Brake Tube ASM
8	218-242	1	Switch-Light, Stop
9	218-243	1	Tee
10	74-2520	1	RH Brake Tube ASM
11	322-4	2	Screw-HH
12	69-9340	1	Shaft-Cylinder, Master
13	3272-10	1	Pin-Cotter
14	3220-2	1	Nut
15	282-2	1	Yoke
16	32149-2	2	Nut
17	3234-13	2	Screw-HHF
18	32127-11	2	Nut-Lock
19	93-7039-01	1	Bracket-Brake
20	93-7037	1	Switch
21	32144-1	2	Screw-Taptite
22	21-1830	1	Spring-Extension
23	283-1	1	Pin-Clevis
24	69-8750-03	1	Brake ASM

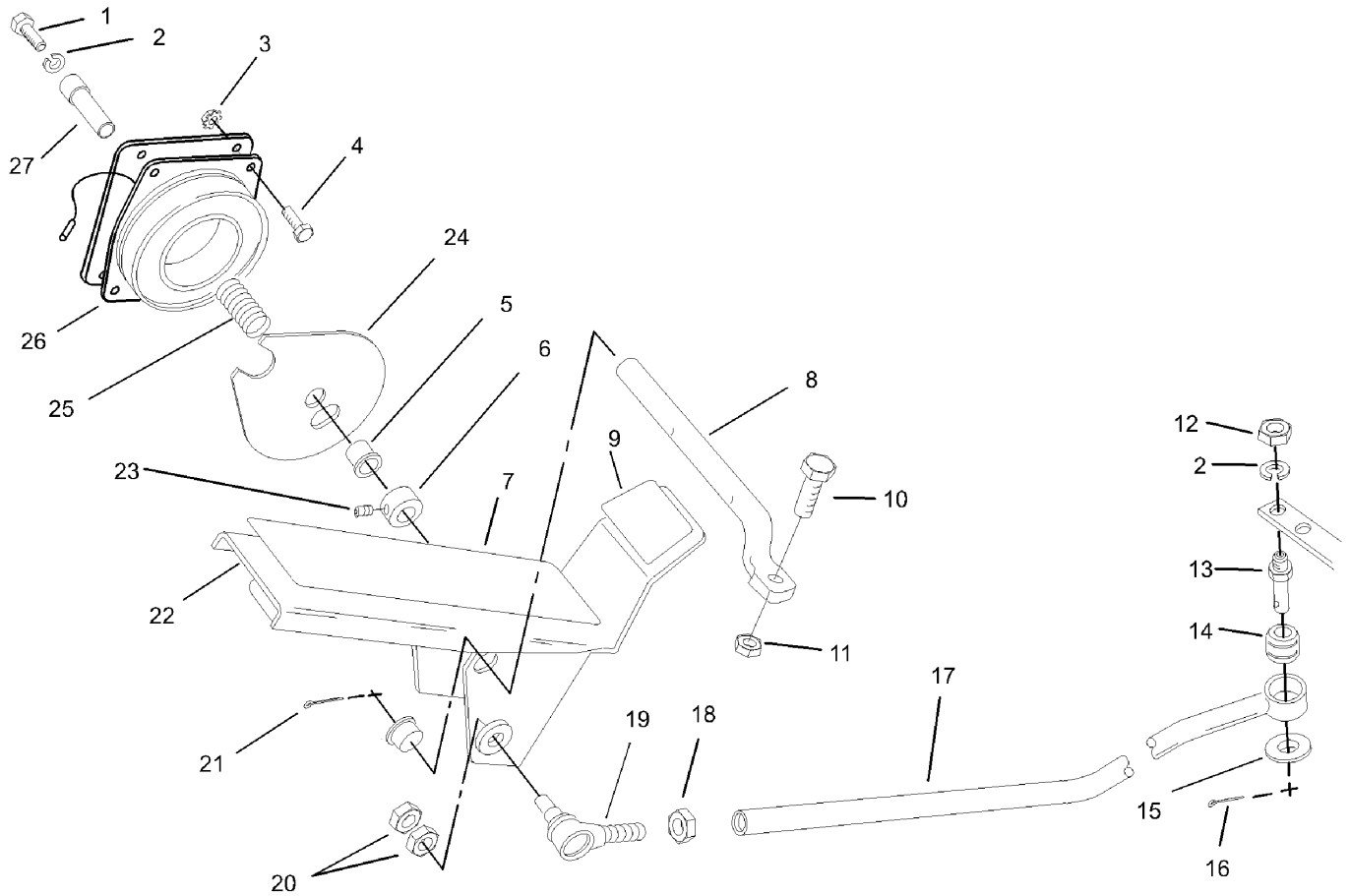
Ref	Part No.	Qty.	Description
25	32152-1	2	Nut-Lock, NI
26	69-7700-03	1	Pedal ASM
27	49-6170	1	Pad-Brake
28	3256-24	1	Washer-Flat



### Master Cylinder Assembly No. 69-2640

Ref	Part No.	Qty.	Description
1	69-2650	1	Boot-Cylinder, Master
2	69-2660	1	Ring-Snap
3	69-2730	1	Piston ASM
3:1		1	Seal-Lip
3:2		1	Piston
3:3		1	Protector-Cup
3:4		1	Cup-Pumping
3:5		1	Retainer-Cup
3:6		1	Spring-Return
4	69-2750	1	Cover-Reservoir
5	69-2760	1	Gasket-Diaphragm
6	69-2770	1	Seat-Tube
7	69-2740	1	Bail

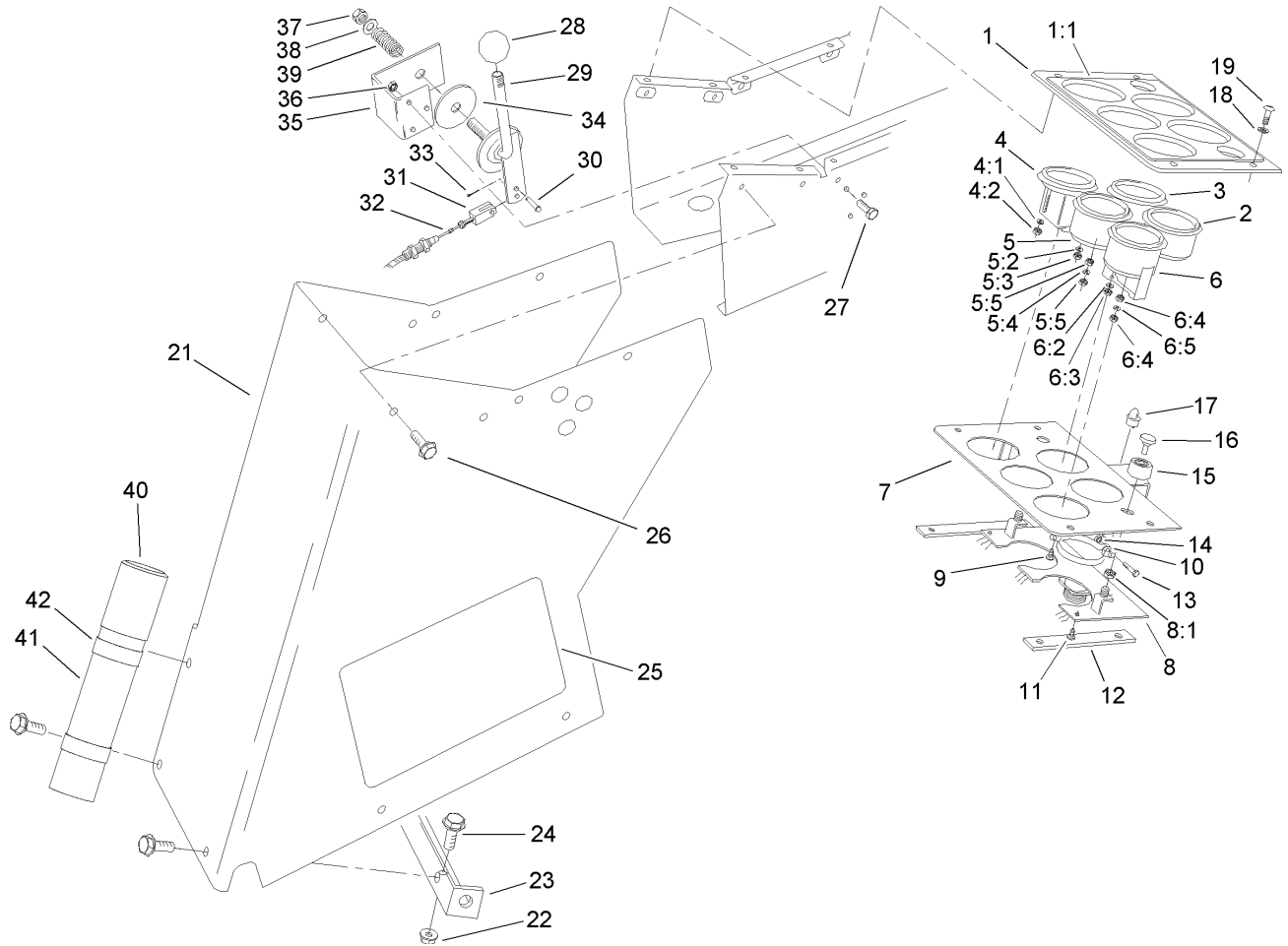
--	--	--	--



## Traction Pedal and Cruise Control Assembly

Ref	Part No.	Qty.	Description
1	323-6	1	Screw-HH
2	3253-21	2	Washer-Lock
3	32149-2	4	Nut
4	321-3	4	Screw-HH
5	256-273	1	Bushing-Flange
6	43-6320	1	Collar
7	71-0440	1	Abrasive-Pedal
8	69-9390	1	Shaft-Pedal
9	71-0450	1	Abrasive-Pedal, Rear
10	3234-14	1	Screw-HHF
11	32128-20	1	Nut-HF
12	3217-7	1	Nut-Hex
13	69-9030	1	Post-Device, Neutral
14	23-2270	1	Bushing-Rubber
15	3256-6	1	Washer-Flat
16	3272-10	1	Pin-Cotter
17	107-1179-03	1	Control-Rod
18	3220-5-01	1	Nut-HJ
19	21-0141-03	1	RH Ball Joint ASM
20	3220-3	2	Nut-Jam
21	3272-7	2	Pin-Cotter
22	99-5347-03	1	Pedal-Traction
23	3245-32	1	Screw-HS
24	99-5348	1	Plate-Clutch

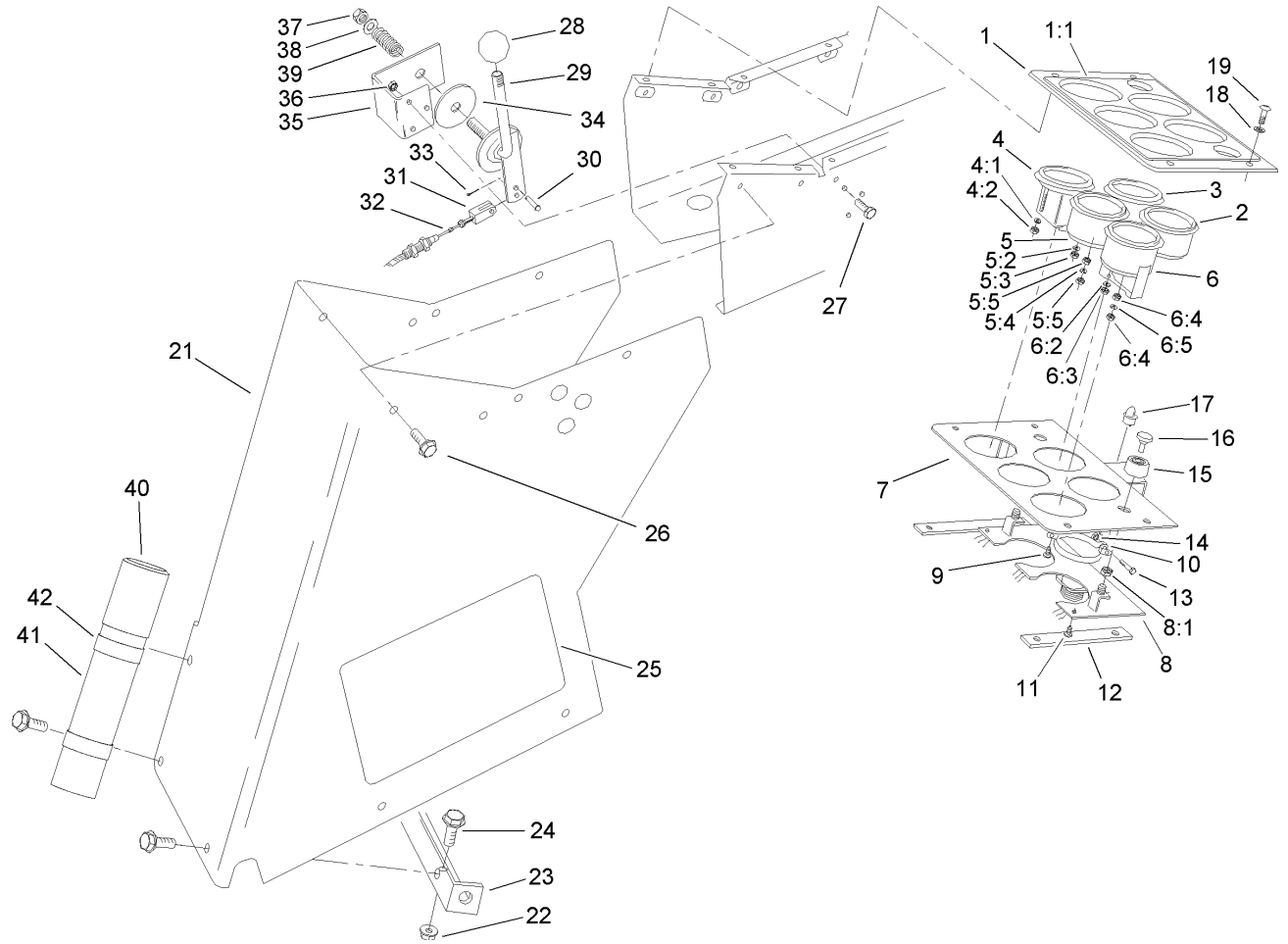
Ref	Part No.	Qty.	Description
25	43-6200	1	Spring-Compression
26	100-8016	1	Field Core Coil ASM
27	92-9701	1	Shaft-Cruise
28	3290-378	1	Tie-Cable



## Gauge Panel Assembly

Ref	Part No.	Qty.	Description
1	106-0398	1	Gauge Panel ASM
1:1	106-0393	1	Decal-Panel, Gauge
2	71-4210	1	Cluster-Light, Warning
3	71-4200	1	Cluster-Light, Warning
4	66-2950	1	Gauge-Hourmeter
4:1	3255-20	2	Washer-Lock
4:2	3217-25	2	Nut-Hex
5	66-2940	1	Gauge-Fuel
5:2	3254-1	2	Washer-Lock, Int
5:3	3217-27	2	Nut-Hex
5:4	3255-24	3	Washer-Lock/ext
5:5	3217-16	3	Nut-Hex
6	63-7430	1	Gauge-Temperature
6:2	3254-1	2	Washer-Lock, Int
6:3	3217-27	2	Nut-Hex
6:4	3217-16	3	Nut-Hex
6:5	3255-24	3	Washer-Lock/ext
7	86-7410-03	1	Plate-Gauge
8	92-1771	1	Board-Instrument
8:1	218-498	2	Locknut
9	32144-19	4	Screw-SHWH
10	69-4780	2	Clamp-Gauge
11	32104-16	4	Screw-PPH
12	71-4250-03	2	Spacer-Panel

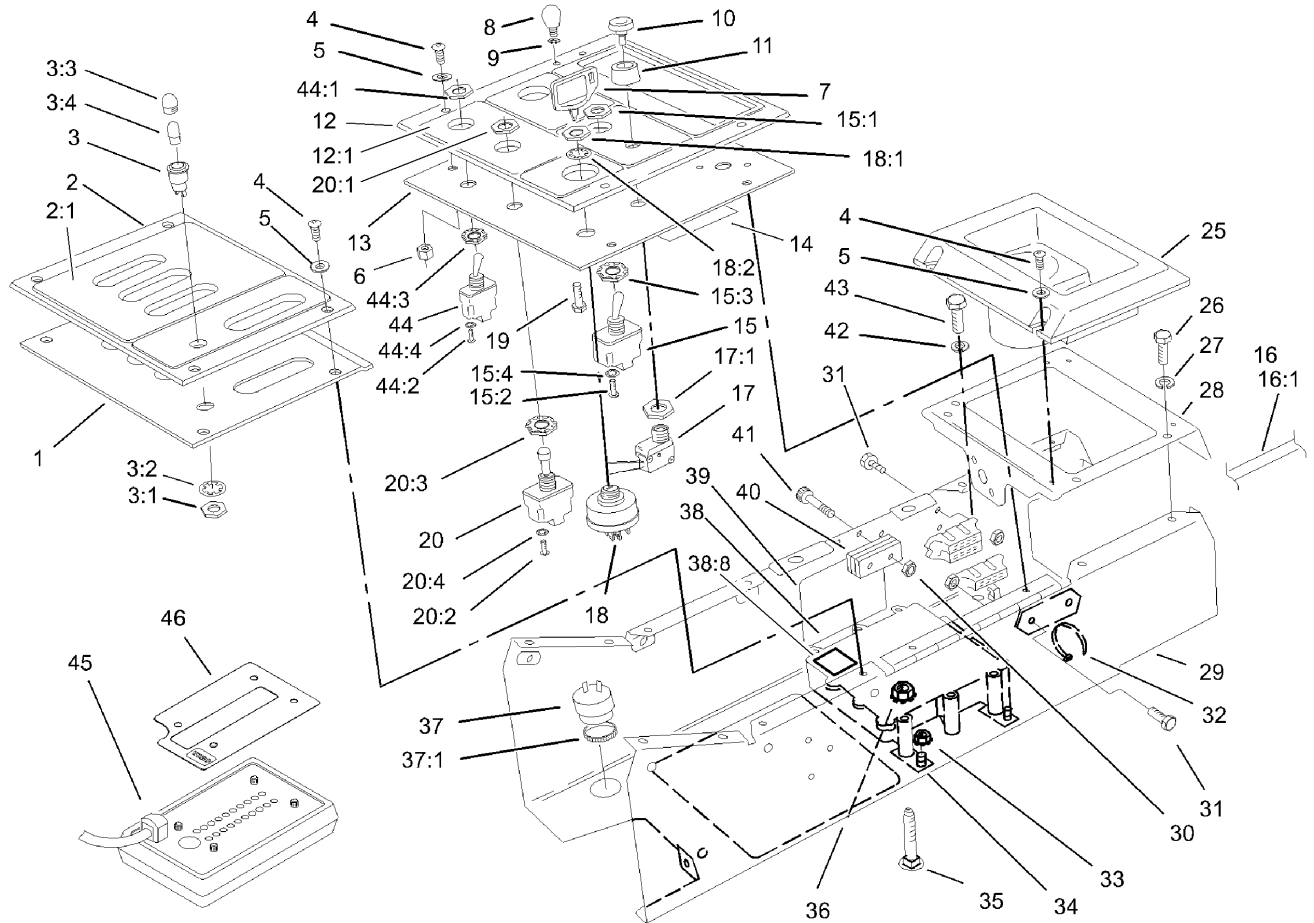
Ref	Part No.	Qty.	Description
13	32105-12	2	Screw
14	3296-2	2	Nut-Lock
15	43-6420	2	Bezel
16	43-6280	2	Button-Push
17	219-17	8	Bulb
18	3256-22	4	Washer-Flat
19	3290-133	4	Screw
21	69-9560-01	1	Housing-Control
22	32128-20	2	Nut-HF
23	69-8210-03	1	Support-Cover ASM
24	3234-14	2	Screw-HHF
25	106-0495	1	Decal-Service
26	3234-7	11	Screw-HHF
27	321-3	3	Screw-HH
28	233-48	1	Knob
29	69-8040	1	Lever-Throttle
30	283-67	1	Pin-Clevis
31	282-28	1	Clevis-Adjustable
32	77-2990	1	Cable-Throttle
33	3272-1	1	Pin-Cotter
34	3-2858	1	Disc-Friction
35	69-9130-03	1	Bracket-Throttle
36	3296-42	3	Nut-Lock, NI
37	3296-23	1	Nut-Lock, NI



### Gauge Panel Assembly (continued)

Ref	Part No.	Qty.	Description
38	3256-26	1	Washer-Flat
39	3-8596	1	Spring-Compression
40	104-7048	1	Cap-Housing
41	104-7050	1	Housing-Manual
42	2412-133	2	R-Clamp

--	--	--	--

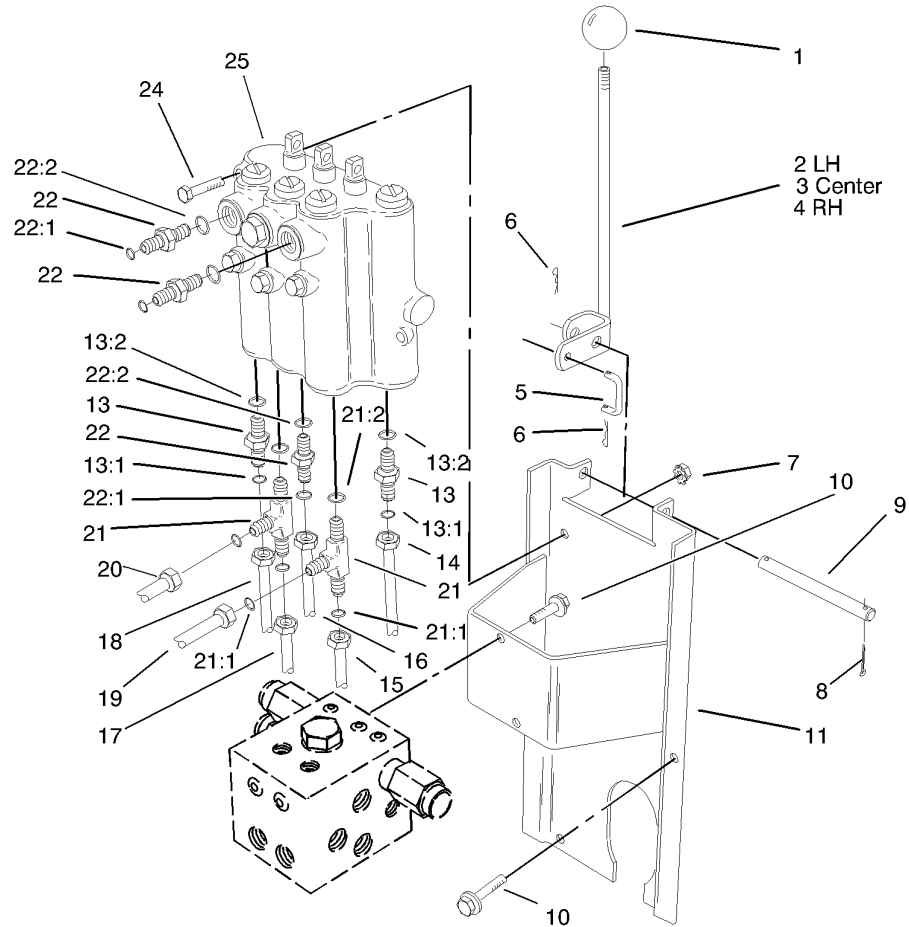


## Control Box and Lower Control Panel Assembly

Ref	Part No.	Qty.	Description
1	100-3393-03	1	Plate-Lever, Lift
2	106-0482	1	Lift Control ASM
2:1	106-0392	1	Decal-Panel, Deck Lift
3	44-2210	1	Light-Indicator, Red
3:1	218-535	1	Nut-Hex
3:2	218-536	1	Washer-Lock
3:3	218-533	1	Lens
3:4		1	Bulb
4	3290-133	12	Screw
5	3256-22	8	Washer-Flat
6	3296-42	4	Nut-Lock, NI
7	63-8360	1	Key-Ignition
8	233-66	1	Knob-Plastic
9	3253-15	1	Washer-Lock
10	43-6280	2	Button-Push
11	43-6420	2	Bezel
12	106-0399	1	Control Panel ASM
12:1	106-0391	1	Decal-Panel, Control
13	106-0486-03	1	Plate-Control
14	95-0831	1	Decal-Fuse
15	69-9740	1	Switch
15:1	218-498	2	Locknut
15:2	218-588	3	Screw
15:3	218-589	1	Nut And Lockwasher ASM

Ref	Part No.	Qty.	Description
15:4	3253-19	3	Washer-Lock
16	106-0340	1	Harness-Electrical
16:1	106-0065	2	Link-Fusible
16:2	99-6125	1	Fusible Link Wire ASM
16:3	110928	1	Fuse-5 Amp
16:4	109355	2	Fuse-15 Amp
16:5	85-4650	1	Connector
16:6	85-4491	1	Light-Indicator (Includes Lamp)
16:7	219-19	1	Lamp-Green
17	72-9760	2	Switch
17:1	218-498	1	Locknut
18	104-2541	1	Switch-Key
18:1	218-461	1	Nut-HH
18:2	3254-5	1	Washer-Tooth
19	3290-392	1	Screw-HHF
20	69-9730	1	Switch-PTO
20:1	218-498	2	Locknut
20:2	218-588	3	Screw
20:3	218-589	1	Nut And Lockwasher ASM
20:4	3253-19	3	Washer-Lock
25	69-7040	1	Holder-Cup
26	321-3	4	Screw-HH
27	3253-3	4	Washer-Lock
28	71-2430-03	1	Rear Plate ASM

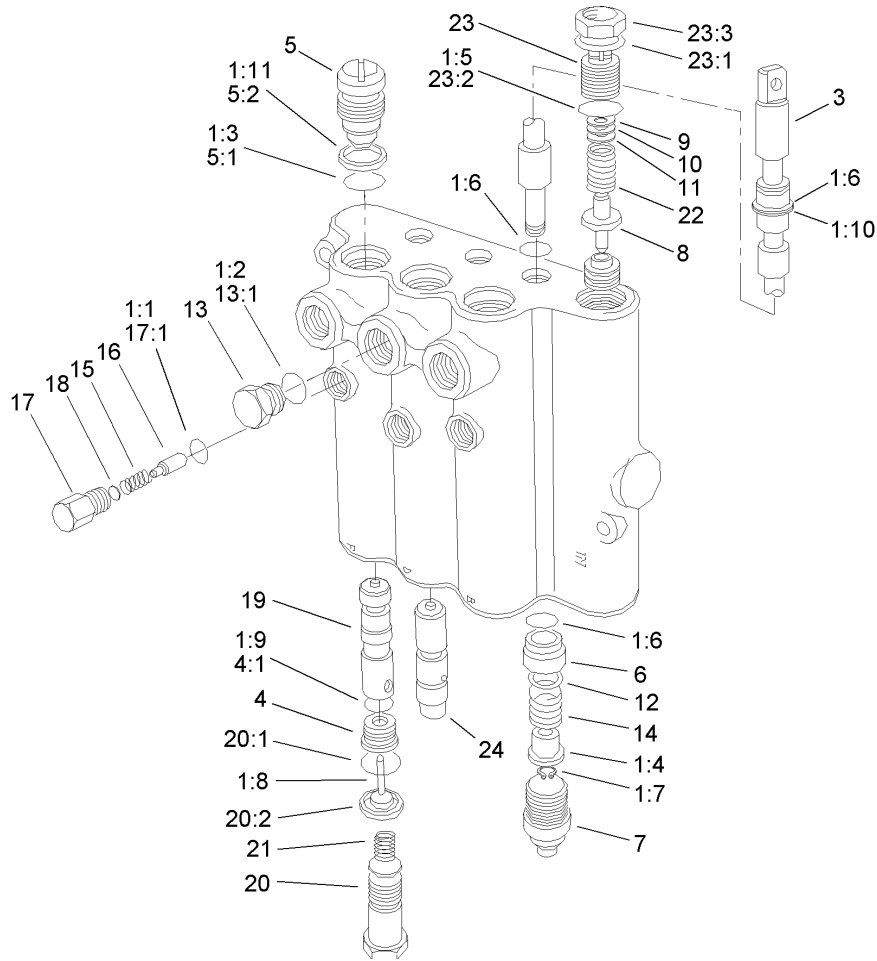




### Lift Valve Installation Assembly

Ref	Part No.	Qty.	Description
1	233-42	3	Knob
2	69-7010	1	Lever-Valve, LH
3	69-6990	1	Lever-Valve, Center
4	69-7000	1	Lever-Valve, RH
5	69-9140	3	Link-Lever, Valve
6	3272-1	6	Pin-Cotter
7	32149-2	2	Nut
8	3272-6	2	Pin-Cotter
9	69-9150	1	Shaft-Lever, Valve
10	3234-14	6	Screw-HHF
11	69-7810-03	1	Valve Bracket ASM
13	340-3	2	Adapter
13:1	237-22	1	O-Ring
13:2	237-79	1	O-Ring
14	69-5860	1	Tube-HYD
15	69-5700	1	Tube-HYD
16	69-5720	1	Tube-HYD
17	69-5740	1	Tube-HYD
18	69-5870	1	Tube-HYD
19	69-5680	1	Tube-HYD
20	69-5890	1	Tube-HYD
21	340-86	2	Fitting-Hyd, Tee
21:1	237-22	2	O-Ring
21:2	237-42	1	O-Ring

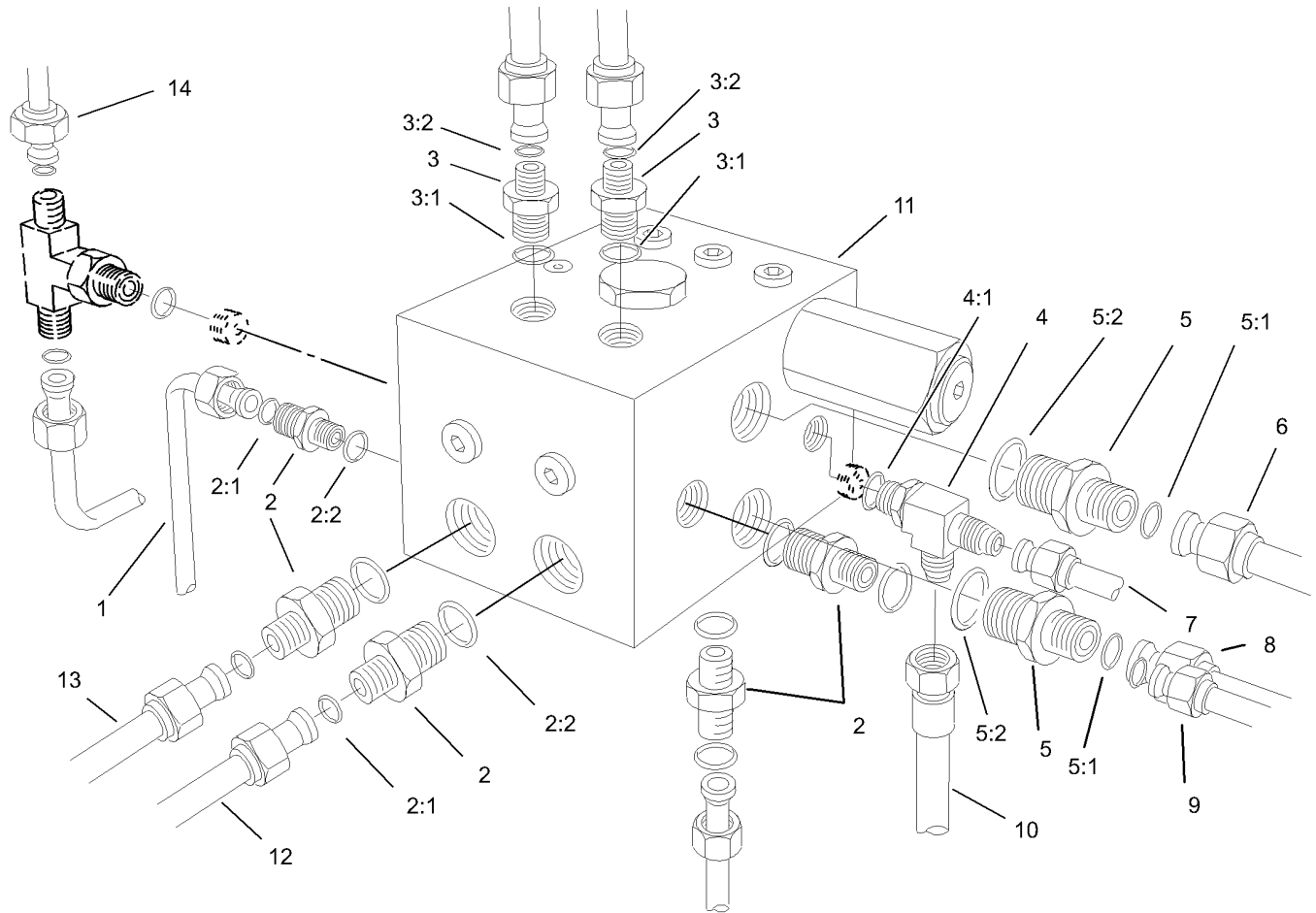
Ref	Part No.	Qty.	Description
22	340-2	3	Fitting-Hyd, Straight
22:1	237-22	1	O-Ring
22:2	237-42	1	O-Ring
24	321-10	2	Screw-HH
25	69-1780	1	Control Valve ASM



## Control Valve Assembly No. 69-1780

Ref	Part No.	Qty.	Description
1	60-3780	1	Seal Kit
1:1	58-6790	3	O-Ring
1:2	58-6720	3	O-Ring
1:3	60-5720	6	O-Ring
1:4	58-6310	6	Spacer
1:5	58-6750	1	O-Ring
1:6	58-6450	6	O-Ring
1:7	58-6460	3	Ring-Retaining
1:8	58-6290	3	Poppet
1:9	58-6340	3	O-Ring
1:10	58-6320	3	Wiper
1:11	58-6370	1	Washer
23		1	Spool
4	58-6330	3	Seat
4:1	58-6340	1	O-Ring
5	58-6350	3	Plug
5:1	60-5720	1	O-Ring
5:2	58-6370	1	Washer
6	58-6400	3	Bushing
7	58-6420	3	Cap
8	92-2568	1	Poppet
9	58-6470	1	Washer
10	58-6480	1	Washer
11	58-6490	1	Washer

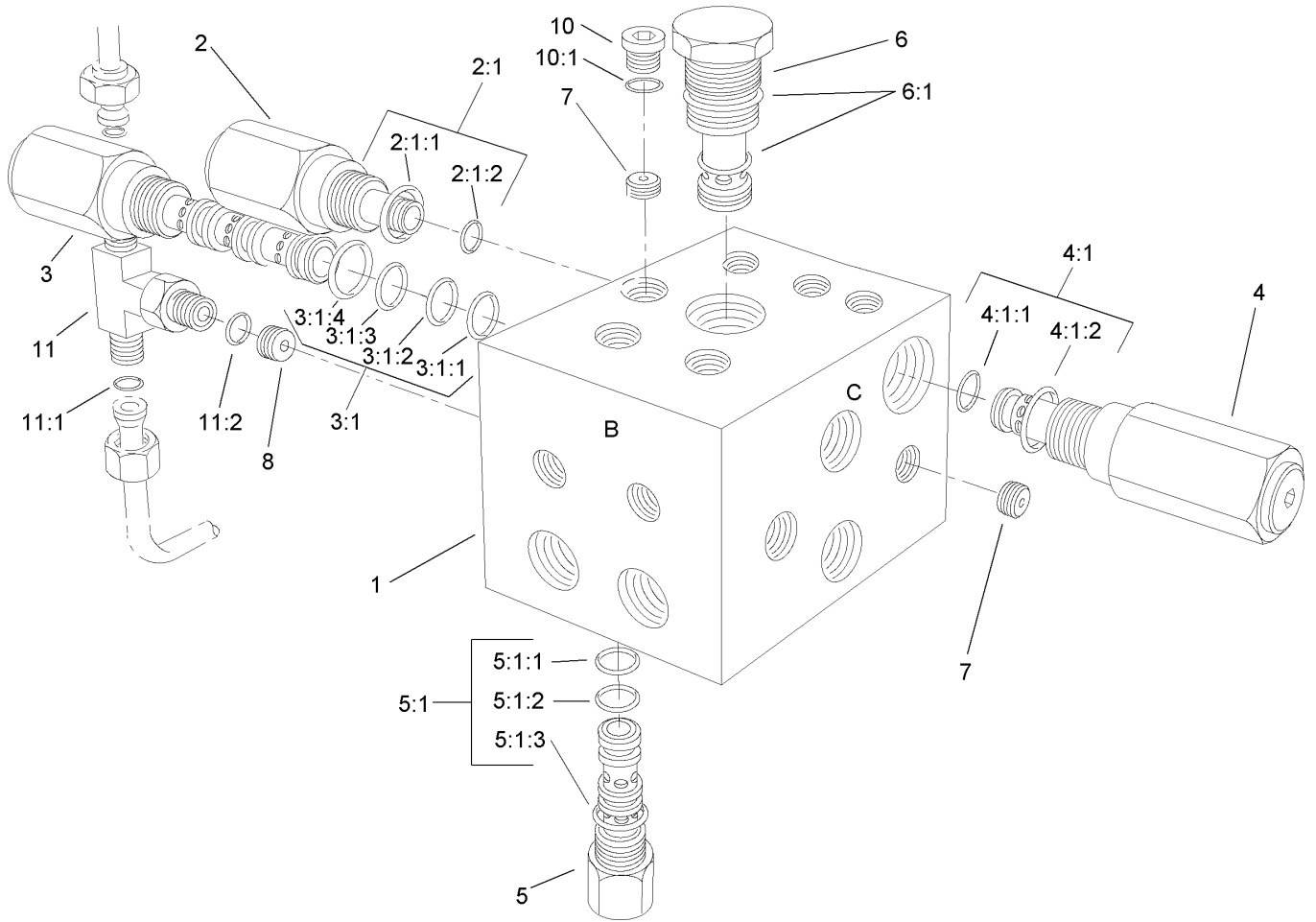
Ref	Part No.	Qty.	Description
12	65-2770	3	Washer
13	58-6710	1	Plug
13:1	58-6720	1	O-Ring
14	58-6730	3	Spring
15	58-6760	3	Spring
16	58-6770	3	Plunger
17	58-6780	3	Plug
17:1	58-6790	1	O-Ring
18	60-6450	1	Disc
19	84-6420	2	Plunger
20	69-1800	3	Plug ASM
20:1	60-5720	1	O-Ring
20:2	58-6370	1	Washer
21	69-1810	3	Spring
22	106-0267	1	Spring
23	69-1830	1	Plug ASM
23:1		1	Washer
23:2	58-6750	1	O-Ring
23:3		1	Nut-Lock
24	69-1840	1	Plunger



## Counterbalance Manifold Installation Assembly

Ref	Part No.	Qty.	Description
1	69-5730	1	Tube-HYD
2	340-2	5	Fitting-Hyd, Straight
2:1	237-22	1	O-Ring
2:2	237-42	1	O-Ring
3	340-92	2	Fitting-Hyd, Straight
3:1	237-78	1	O-Ring
3:2	237-21	1	O-Ring
4	353-566	1	Fitting-Tee, Adj.
4:1	237-78	1	O-Ring
5	340-4	2	Fitting-Hyd, Straight
5:1	237-30	1	O-Ring
5:2	237-79	1	O-Ring
6	92-4967	1	Return Tube ASM
7	69-5910	1	Tube-HYD
8	69-5850	1	Tube-HYD
9	69-5710	1	Tube-HYD
10	93-7192	1	HYD Hose ASM
11	95-5907	1	Manifold-Counterbalance
12	69-5820	1	Tube-HYD
13	69-5830	1	Tube-HYD
14	69-5920	1	Tube-HYD

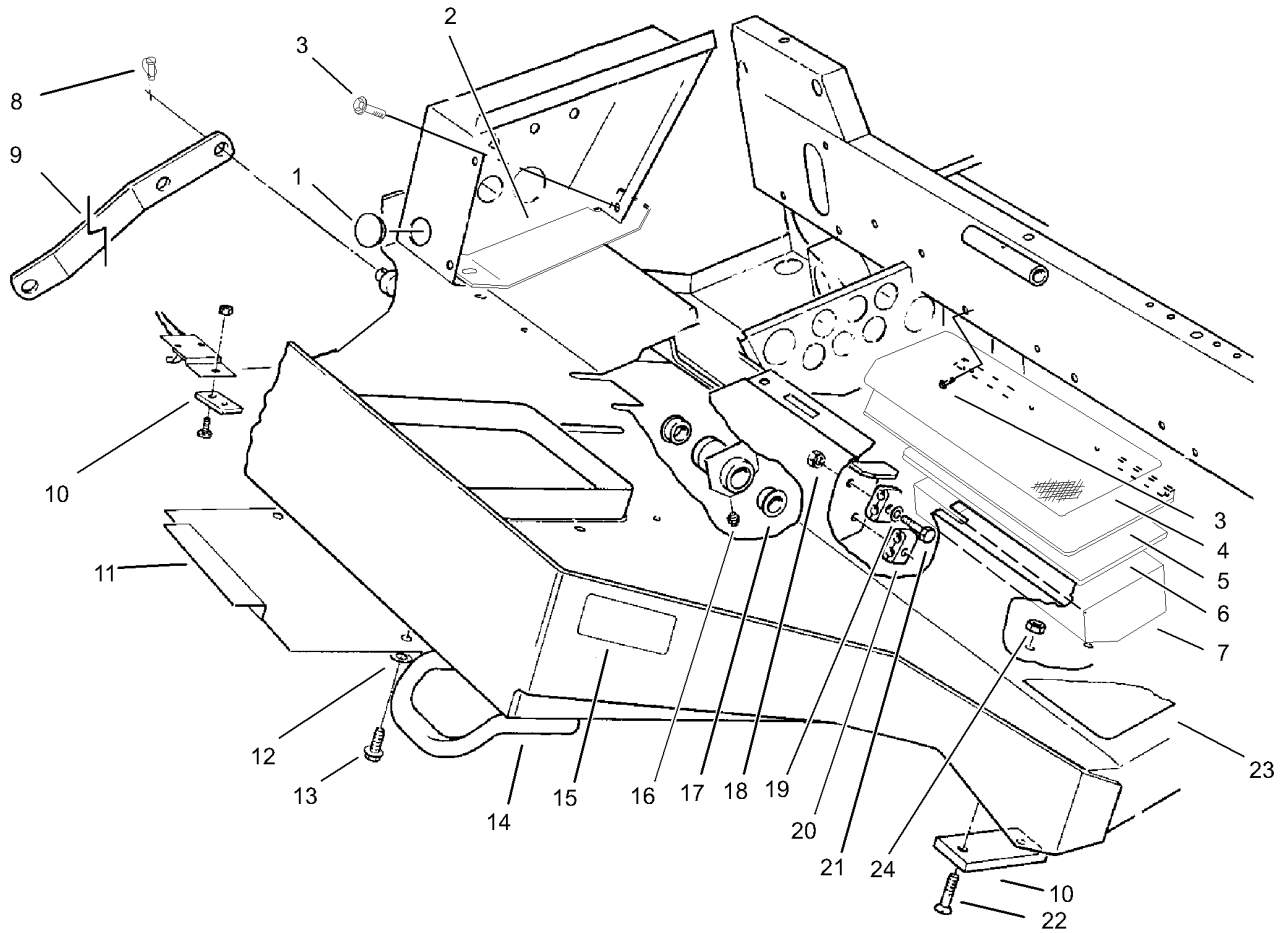
--	--	--	--



## Counterbalance Manifold Assembly No. 95-5907

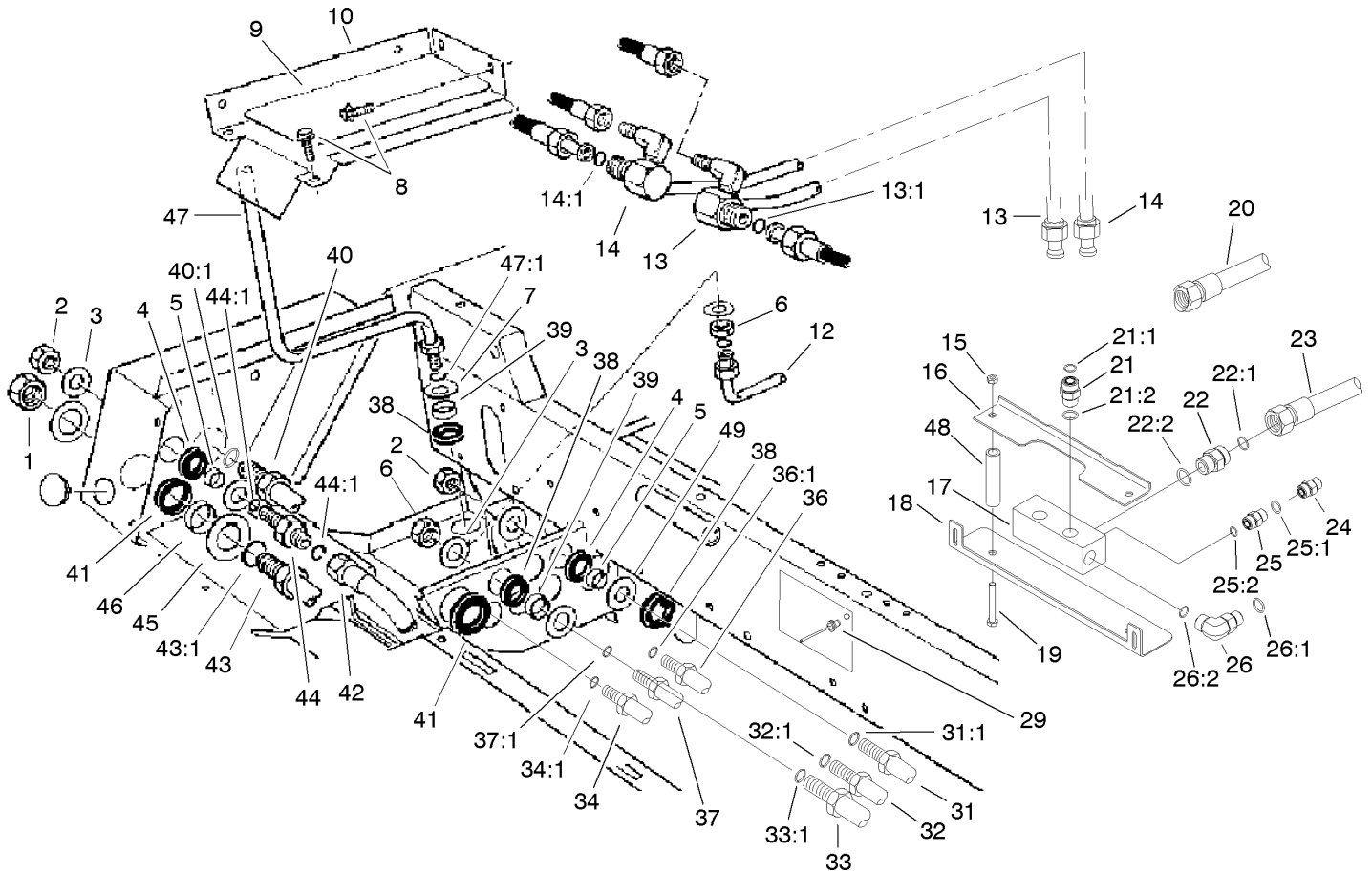
Ref	Part No.	Qty.	Description
1	69-4070	1	Body-Manifold
2	95-5630	1	Relief-Operated, Pilot
2:1	95-5645	1	Seal Kit
2:1:1		1	O-Ring
2:1:2		1	O-Ring
3	95-5631	1	Valve-Sequence
3:1	95-5642	1	Seal Kit
3:1:1		1	O-Ring
3:1:2		1	O-Ring
3:1:3		1	O-Ring
3:1:4		1	Ring-Boss, Low Compression
4	95-5632	1	Relief-Operated, Pilot
4:1	95-5645	1	Seal Kit
4:1:1		1	O-Ring
4:1:2		1	O-Ring
5	95-5633	2	Valve-Pilot, Directional
5:1	95-5642	1	Seal Kit
5:1:1		1	O-Ring
5:1:2		1	O-Ring
5:1:3		1	O-Ring
5:1:4		1	Ring-Boss, Low Compression
6	95-5634	1	Cartridge-Logic, Spool
6:1	95-5641	1	Seal Kit
7	69-4130	2	Plug-Orifice (0.047)

Ref	Part No.	Qty.	Description
8	69-4140	1	Plug-Orifice (.120)
8	69-4140	8	Plug (7 Mm)
10	353-990	1	Plug
10:1	237-78	1	O-Ring
11	340-94	1	Adapter
11:1	237-22	2	O-Ring
11:2	237-42	1	O-Ring



### Frame Assembly

Ref	Part No.	Qty.	Description
1	2410-10	1	Button-Plug
2	69-9330-01	1	Cover
3	3234-14	6	Screw-HHF
4	71-0410	1	Abrasive-Cover, Toolbox
5	69-8080-01	1	Cover-Toolbox
6	69-9430	1	Foam-Toolbox
7	69-8110-03	1	Toolbox ASM
8	3290-495	2	Pin-Klik
9	85-6190-01	1	Link-Deck, Tilt
10	69-9300	2	Pad-Bumper
11	69-9470-01	1	Cover-Access
12	3256-23	2	Washer-Flat
13	3234-28	2	Screw-HHF
14	69-0100-01	1	Frame ASM
15	72-4080	2	Decal-Danger
16	302-5	1	Fitting-Grease
17	256-247	2	Bushing-Flange
18	32152-4	2	Nut-Hex
19	3256-56	2	Washer-Flat
20	56-7973	4	Clamp-Tube
21	321-9	2	Screw-HH
22	32108-103	4	Screw-FH
23	71-0420	1	Abrasive-Floor
24	104-8300	4	Nut-Flange, NI

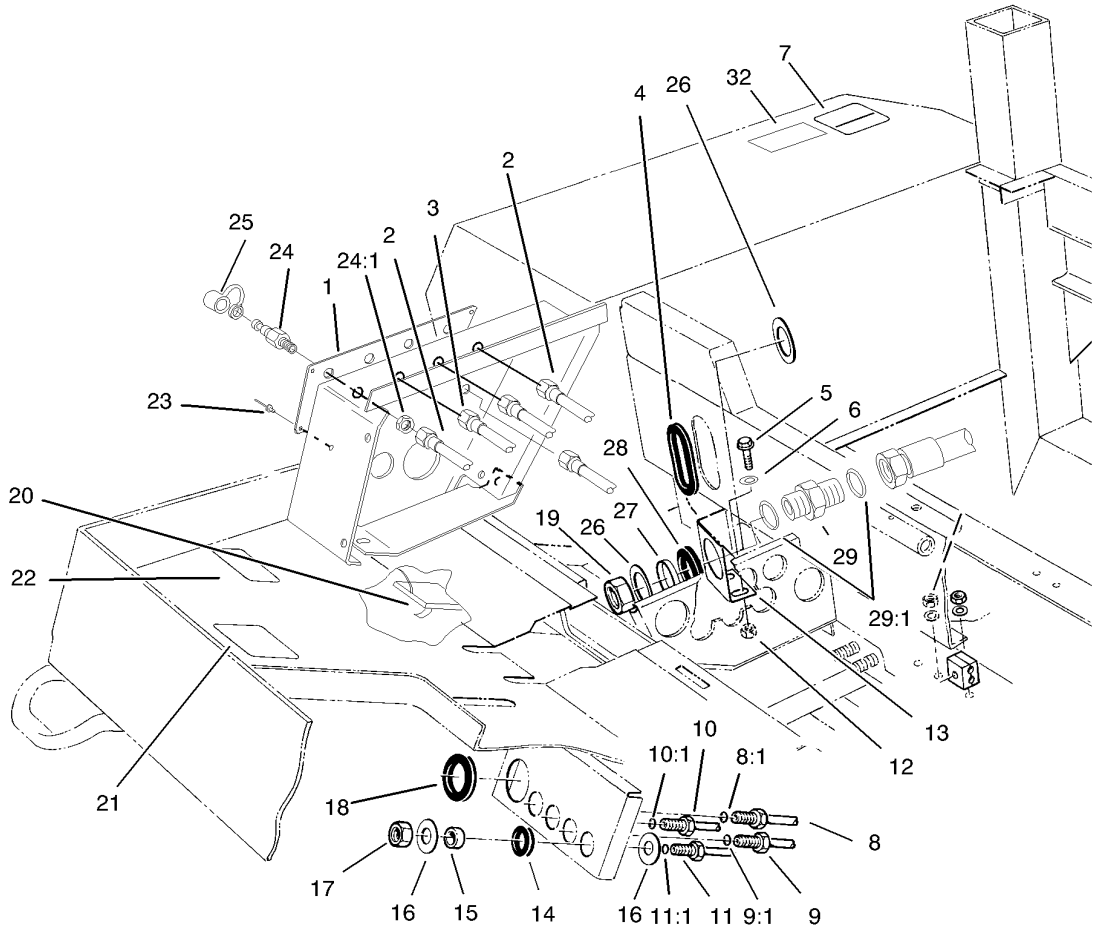



## Hydraulic Compartment Assembly

Ref	Part No.	Qty.	Description
1	340-126	2	Nut-Bulkhead
2	340-70	6	Nut-Lock
3	69-8940	12	Washer
4	240-4	6	Grommet-Rubber
5	69-8970	6	Spacer
6	340-127	2	Nut-Bulkhead
7	69-8930	4	Washer
8	3234-14	4	Screw-HHF
9	71-0430	1	Abrasive-Floor
10	71-2450-01	1	Cover-Access
12	85-6150	1	Tube-HYD
13	106-0067	1	LH Traction Tube ASM
13:1	237-65	1	O-Ring
14	106-0066	1	RH Traction Tube ASM
14:1	237-65	1	O-Ring
15	3296-39	2	Nut-Lock, NI
16	106-0199-03	1	Bracket-Support, Upper
17	105-0682	1	Block-HYD
18	106-0185-03	1	Bracket-Support, Lower
19	323-13	2	Screw-HH
20	106-0195	1	HYD Hose ASM
21	340-7	2	Adapter
21:1	237-65	1	O-Ring
21:2	237-80	1	O-Ring

Ref	Part No.	Qty.	Description
22	340-9	2	Fitting-Hyd, Straight
22:1	237-58	1	O-Ring
22:2	237-81	1	O-Ring
23	106-0196	1	HYD Hose ASM
24	340-152	2	Cap-HYD
25	340-4	2	Fitting-Hyd, Straight
25:1	237-30	1	O-Ring
25:2	237-79	1	O-Ring
26	340-17	2	Fitting-Hyd, 90 DEG
26:1	237-65	1	O-Ring
26:2	237-80	1	O-Ring
29	3269-27	4	Rivet-Snap
31	69-6040	1	Tube-HYD
31:1	237-22	2	O-Ring
32	69-6030	1	Tube-HYD
32:1	237-22	2	O-Ring
33	69-5790	1	Tube-HYD
33:1	237-30	2	O-Ring
34	93-7426	1	Tube-HYD
34:1	237-22	1	O-Ring
36	69-6050	1	Tube-HYD
36:1	237-22	2	O-Ring
37	69-6060	1	Tube-HYD
37:1	237-22	2	O-Ring

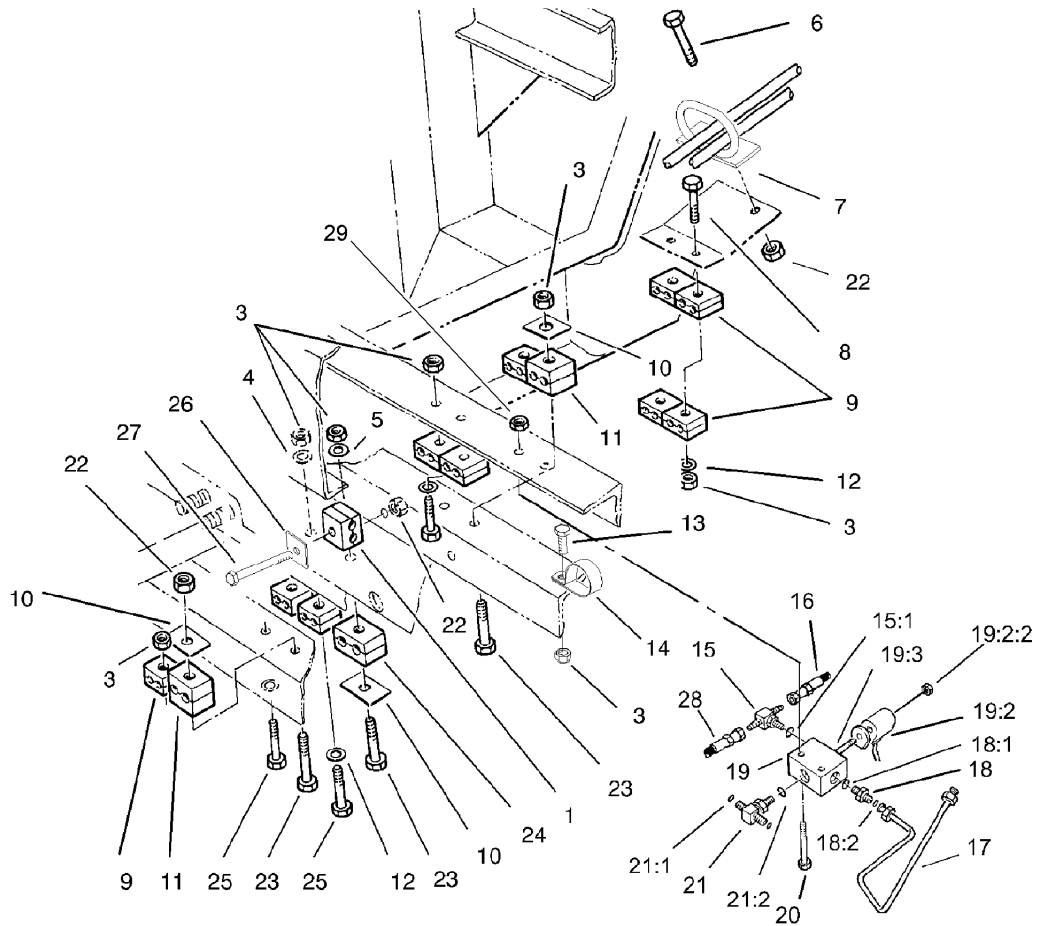




## Hydraulic Line Assembly

Ref	Part No.	Qty.	Description
1	99-1900	1	Panel-Ports, Test
2	93-7422	2	Hose ASM
3	93-7193	1	Hose ASM
4	237-164	1	Grommet
5	3234-14	4	Screw-HHF
6	3256-23	4	Washer-Flat
7	95-0821	1	Decal-Oil, HYD
8	69-6070	1	Tube-HYD
8:1	237-21	1	O-Ring
8:2	237-22	1	O-Ring
9	106-0062	1	Tube-HYD
9:1	237-21	1	O-Ring
9:2	237-22	1	O-Ring
10	69-6080	1	Tube-HYD
10:1	237-21	1	O-Ring
10:2	237-22	1	O-Ring
11	69-5800	1	Tube-HYD
11:1	237-21	1	O-Ring
12	104-8300	4	Nut-Flange, NI
13	71-2560-03	2	Support-Bulkhead
14	240-6	4	Grommet-Rubber
15	69-8990	4	Spacer
16	69-8980	8	Washer
17	340-78	4	Locknut-Bulkhead

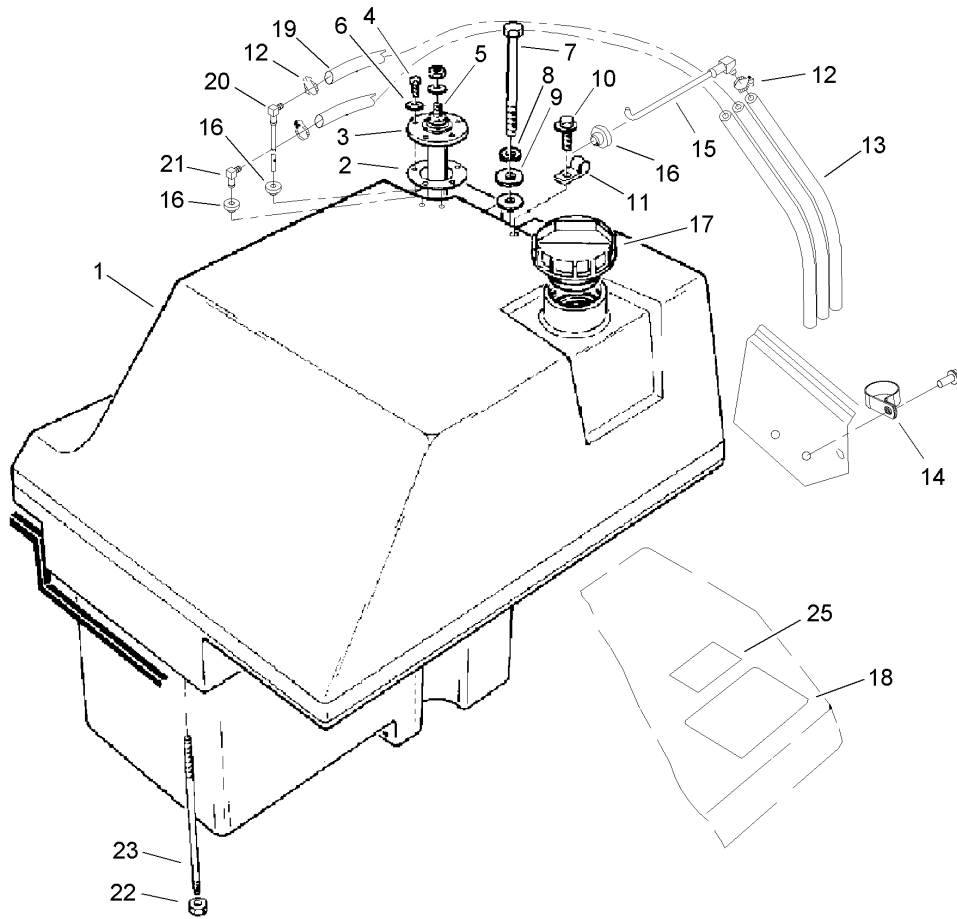
Ref	Part No.	Qty.	Description
18	240-7	1	Grommet-Rubber
19	340-128	2	Nut-Bulkhead
20	93-7038	1	Switch-Transport
21	107-1159	1	Decal-Danger
22	98-4387	1	Decal-Protection, Ear
23	3269-25	4	Rivet-Pop
24	353-997	5	Fitting
24:1	3220-4	1	Nut-Jam
25	354-79	5	Cap-Dust
26	69-8920	4	Washer
27	69-8950	2	Spacer
28	240-2	2	Grommet-Rubber
29	106-0060	2	Adapter-HYD
29:1	340-65	2	O-Ring
32	105-0739	1	Decal-Driveshaft



## Hydraulic Line Clamp Assembly

Ref	Part No.	Qty.	Description
1	56-7978	8	Clamp-Tube
3	32152-4	9	Nut-Hex
4	3256-22	2	Washer-Flat
5	3256-23	1	Washer-Flat
6	322-4	1	Screw-HH
7	104-0028	1	Guide-Hose
8	321-15	2	Screw-HH
9	56-7973	20	Clamp-Tube
10	69-9760	3	Coverplate
11	56-7972	4	Clamp-Tube
12	3256-56	8	Washer-Flat
13	321-6	1	Screw-HH
14	2412-72	1	Clip-Closed, Insulated
15	93-9988	1	Adapter
15:1	237-78	1	O-Ring
16	100-4150	1	Hose ASM
17	69-5950	1	Tube-HYD
18	340-92	1	Fitting-Hyd, Straight
18:1	237-78	1	O-Ring
18:2	237-21	1	O-Ring
19	95-5916	1	Solenoid Valve ASM
19:2	95-5638	1	Valve-Solenoid
● 19:2:1	95-5917	1	Seal Kit
19:2:2	3220-4	1	Nut-Jam

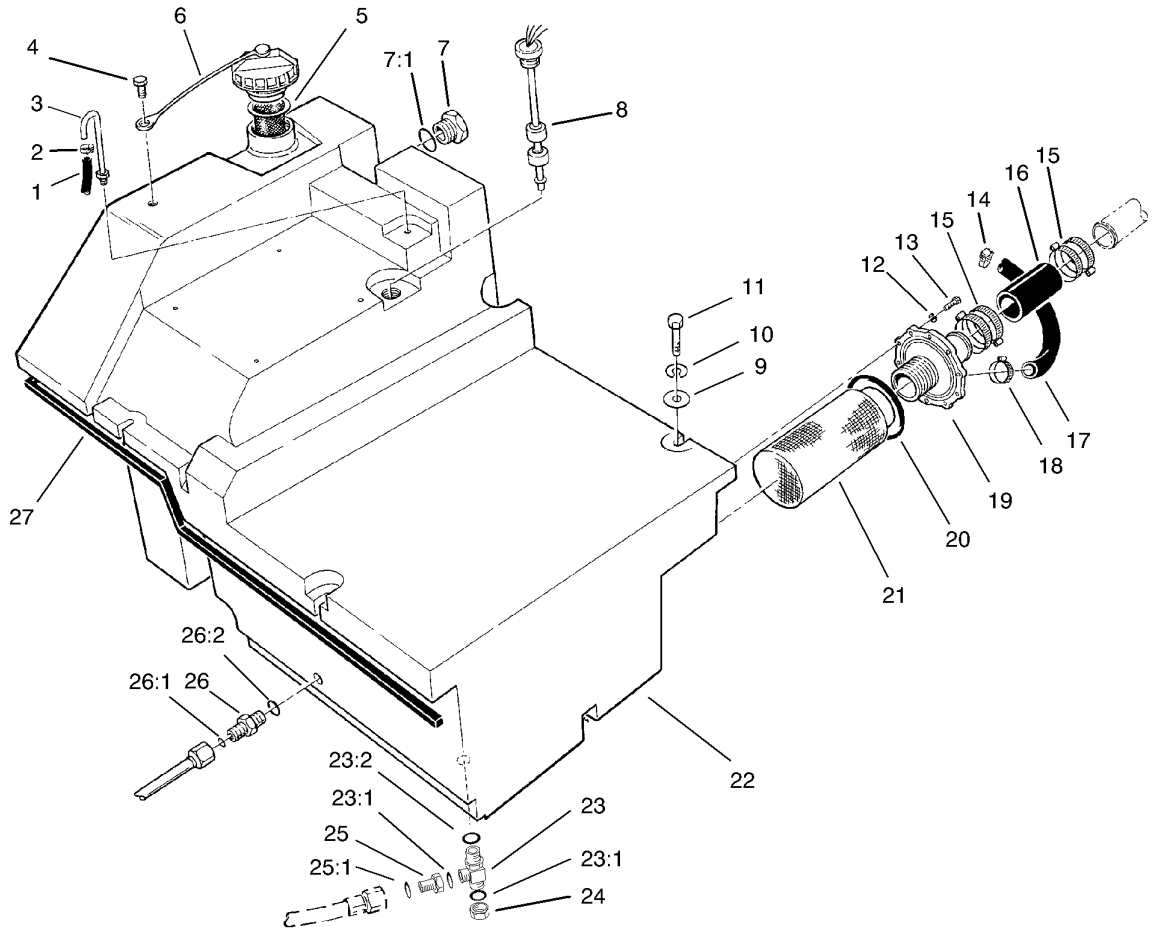
Ref	Part No.	Qty.	Description
19:3	105-7340	1	Coil ASM
20	321-11	2	Screw-HH
21	340-125	1	Adapter
21:1	237-21	2	O-Ring
21:2	237-78	1	O-Ring
22	104-8300	6	Nut-Flange, NI
23	322-10	3	Screw-HH
24	56-7971	2	Clamp-Tube
25	321-9	6	Screw-HH
26	69-9761	4	Coverplate
27	322-12	4	Screw-HH
28	93-7193	1	Hose ASM
29	32149-2	2	Nut
● 30	3290-378	1	Tie-Cable



## Fuel Tank Assembly

Ref	Part No.	Qty.	Description
1	106-0319	1	Tank-Fuel
2	62-7650	1	Gasket
3	70-6990	1	Level-Sender, Fuel
4	32122-24	5	Screw-Pth
5	5-3637	1	Spacer
6	3253-15	5	Washer-Lock
7	323-39	1	Screw-HH
8	3253-21	1	Washer-Lock
9	3256-5	2	Washer-Flat
10	3234-13	1	Screw-HHF
11	2412-89	1	Clamp
12	2412-108	3	Clamp-Worm
13	94-3311	1	Hose-Fuel
14	98-3883	1	Clamp-Wire
15	94-3310	1	Tube-Vent
16	46-6560	3	Bushing
17	93-3102	1	Cap-Fuel
18	95-0822	1	Decal-Warning, Fuel Tank
19	107-1061	2	Hose-Fuel Line
20	106-0349	1	Pipe-Stand,fuel
21	46-6550	1	Fitting-Hyd, 90 DEG
22	3296-39	1	Nut-Lock, NI
23	72-9550	1	Stud
25	105-0739	1	Decal-Driveshaft

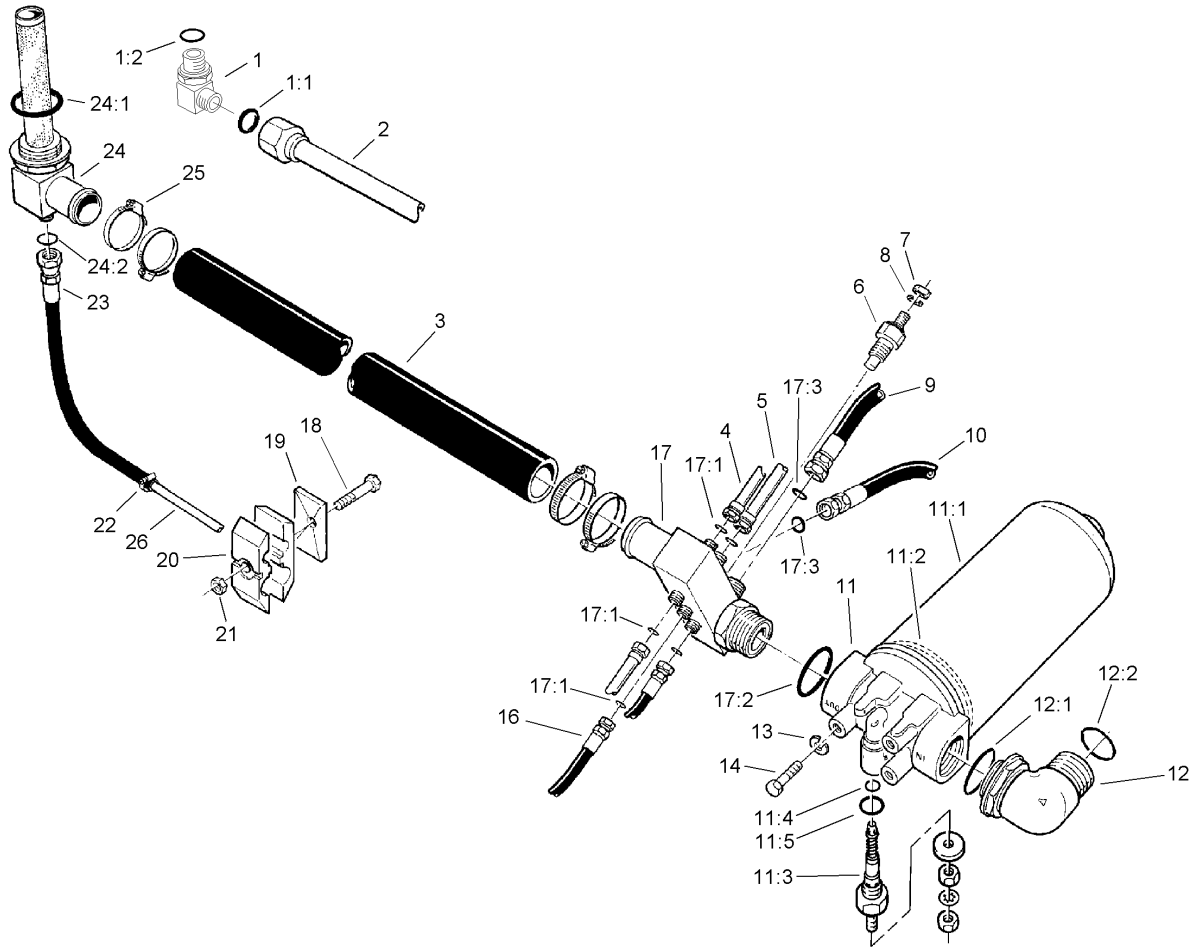
--	--	--	--



## Hydraulic Tank Assembly

Ref	Part No.	Qty.	Description
1	71-2680	1	Hose
2	2412-108	1	Clamp-Worm
3	69-4280	1	Tube-HYD
4	321-2	1	Screw-HH
5	61-2790	1	Filter-Screen
6	93-7160	1	Cap-Oil, HYD
7	69-1170	1	Glass-Sight
7:1	237-81	1	O-Ring
8	85-6260	1	Switch ASM
9	5-3177	4	Washer
10	3253-21	4	Washer-Lock
11	323-10	4	Screw-HH
12	3253-3	10	Washer-Lock
13	321-5	10	Screw-HH
14	2412-34	1	Clamp-Hose
15	2412-42	4	Clamp-Hose
16	69-5640	1	Hose-Return
17	107-1060	1	Hose-Suction
18	2412-3	1	Clamp-Hose
19	69-1610	1	Adapter-Hose, Suction
20	237-157	1	O-Ring
21	69-1650	1	Screen-Suction
22	94-1893	1	Tank-HYD
23	340-22	1	Fitting-Hyd, Tee

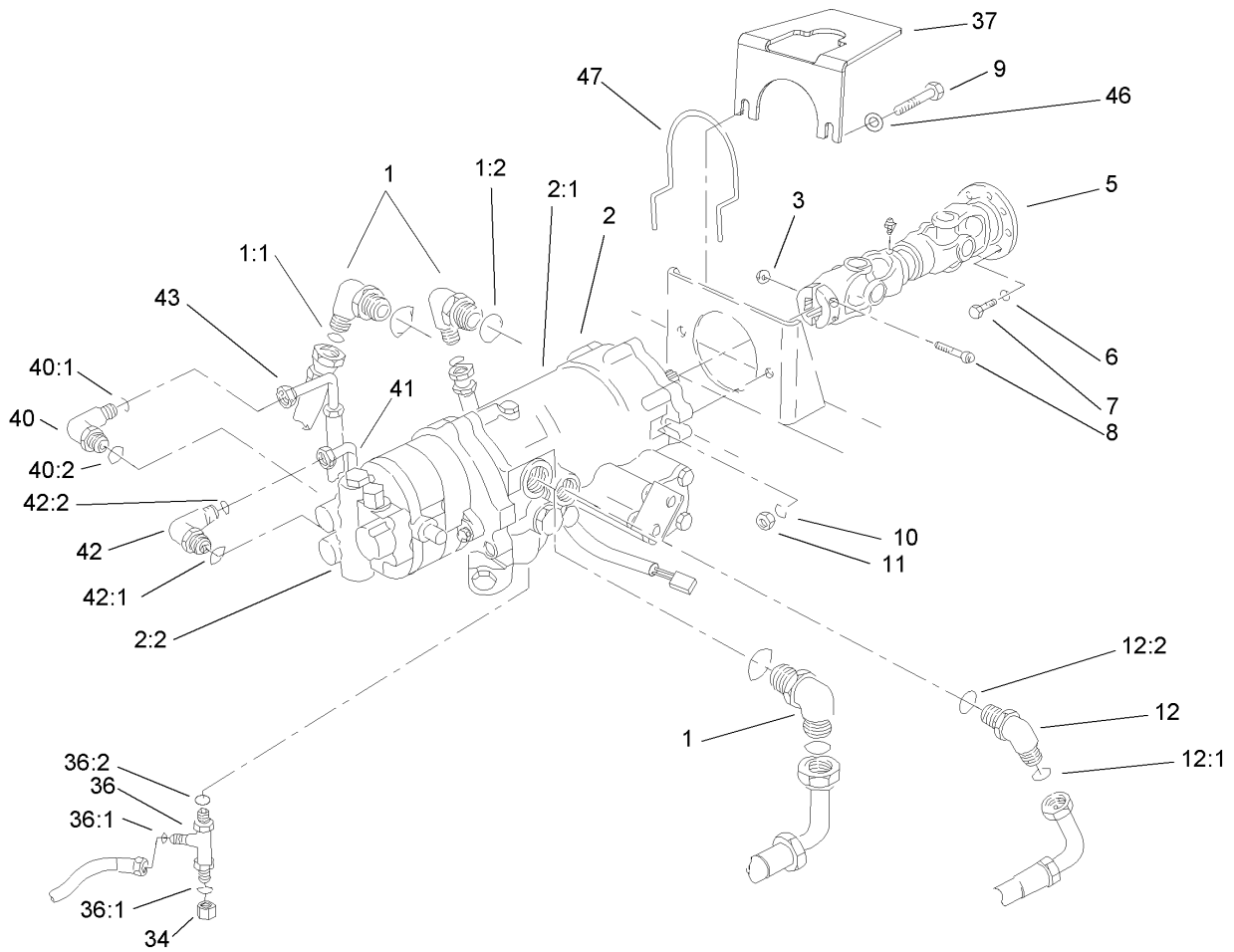
Ref	Part No.	Qty.	Description
23:1	237-65	2	O-Ring
23:2	237-80	1	O-Ring
24	340-150	1	Cap
25	98-7067	1	Fitting-HYD
25:1	237-22	1	O-Ring
26	340-3	1	Adapter
26:1	237-22	1	O-Ring
26:2	237-79	1	O-Ring
27	68-7574	1	Strip-Sealing



## Hydraulic Filter Assembly

Ref	Part No.	Qty.	Description
1	340-17	1	Fitting-Hyd, 90 DEG
1:1	237-65	1	O-Ring
1:2	237-80	1	O-Ring
2	92-4807	1	Tube ASM
3	74-2660	1	Hose
4	69-6000	1	Tube-HYD
④4:1	237-22	1	O-Ring
5	69-5990	1	Tube ASM
⑤5:1	237-22	1	O-Ring
6	39-7593	1	Thermo Switch ASM
7	3219-14	1	Nut-Hex
8	3253-2	1	Washer-Lock/sp
9	69-5460	1	Hose ASM
10	69-5650	1	HYD Hose ASM
11	69-1700	1	Filter-Oil
11:1	69-1710	1	Indicator ASM
11:2	69-1720	1	Element-Filter
11:3	237-155	1	O-Ring
②11:4		1	O-Ring
②11:5		1	O-Ring
12	340-79	1	Adapter
12:1	237-101	1	O-Ring
12:2	340-65	1	O-Ring
13	3253-21	3	Washer-Lock

Ref	Part No.	Qty.	Description
14	323-5	3	Screw-HH
16	69-8440	1	Hose ASM
17	69-5410	1	Fitting
17:1	237-22	5	O-Ring
17:2	237-101	1	O-Ring
17:3	237-30	2	O-Ring
18	322-12	3	Screw-HH
19	69-9761	3	Coverplate
20	56-7978	6	Clamp-Tube
21	104-8300	3	Nut-Flange, NI
22	2412-129	1	Clamp-Hose
23	92-2352	1	Hose ASM
24	92-2351	1	Fitting-Return, Tank
24:1	340-136	1	O-Ring
24:2	237-58	1	O-Ring
25	2412-92	4	Clamp-Hose
26	92-1742	1	Tube ASM

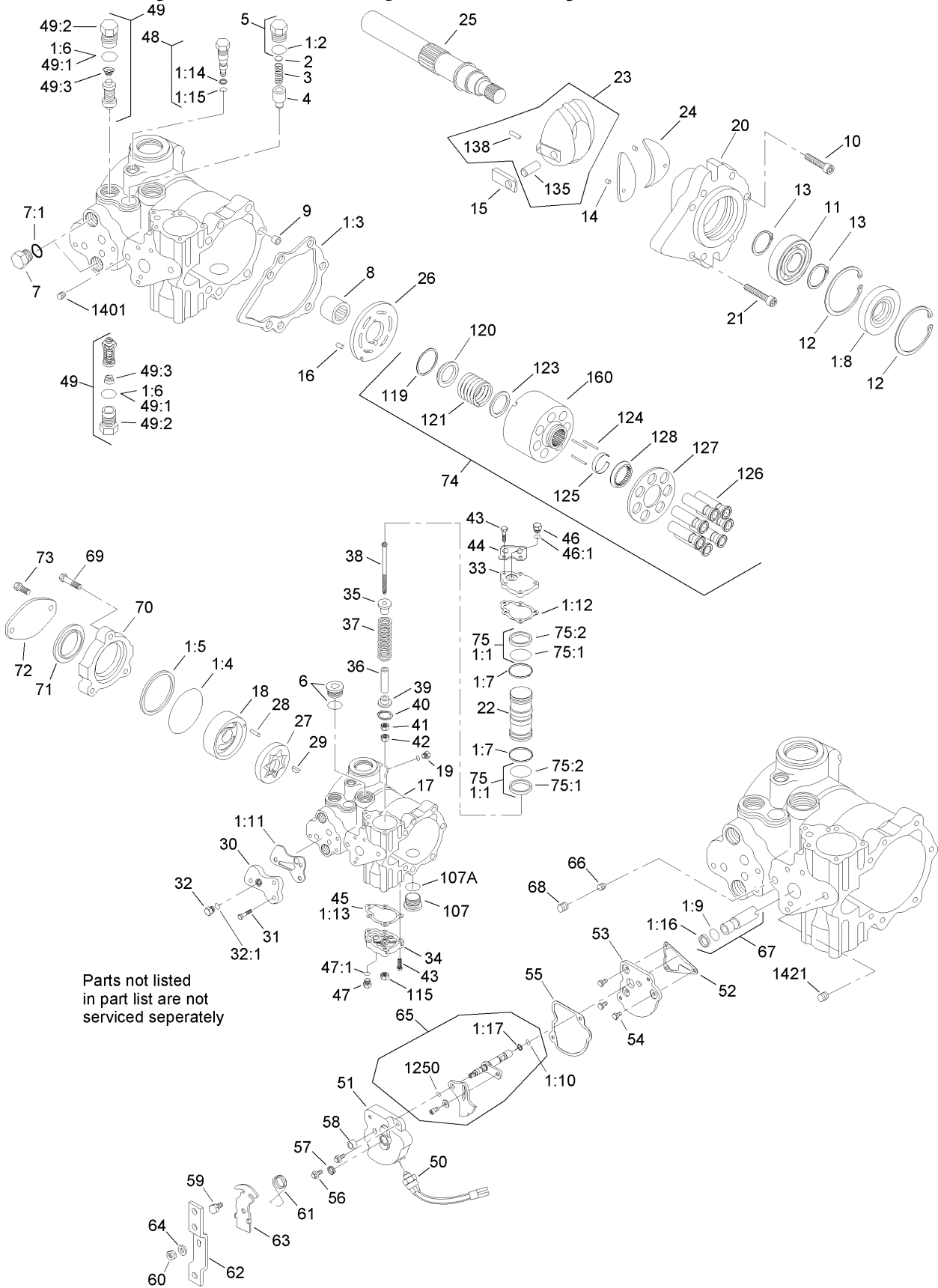


## Hydrostat and Gear Motor Assembly

Ref	Part No.	Qty.	Description
1	340-15	3	Fitting-Hyd, 90 DEG
1:1	237-58	1	O-Ring
1:2	237-146	1	O-Ring
2		1	Tandem Pump ASM
2:1	106-0335	1	Hydrostat Pump ASM
2:2	106-0336	1	Gear Pump ASM
3	106-0327	2	Nut-Hex
5	106-0325	1	Driveshaft
6	48-9590	6	Washer-Lock
7	99-6058	6	Screw-Cap
8	26-0670	2	Screw-Blade
9	325-9	2	Screw-HH
10	3253-7	2	Washer-Lock
11	3217-9	2	Nut-Hex
12	340-131	1	Fitting-Elbow, 90
12:1	237-30	1	O-Ring
12:2	237-81	1	O-Ring
34	340-117	1	Cap
36	340-86	1	Fitting-Hyd, Tee
36:1	237-22	2	O-Ring
36:2	237-42	1	O-Ring
37	105-0583-03	1	Guard-Driveshaft
40	340-130	1	Fitting-Elbow, 90 DEG
40:1	237-30	1	O-Ring

Ref	Part No.	Qty.	Description
40:2	237-80	1	O-Ring
41	107-1136	1	Hose ASM
42	340-105	1	Fitting-Hyd, 90 DEG
42:1	237-80	1	O-Ring
42:2	237-30	1	O-Ring
43	107-1135	1	Hose ASM
46	3256-26	2	Washer-Flat
47	85-6270	1	Guard-Shaft, Drive

# Hydrostat Pump Assembly No. 106-0335

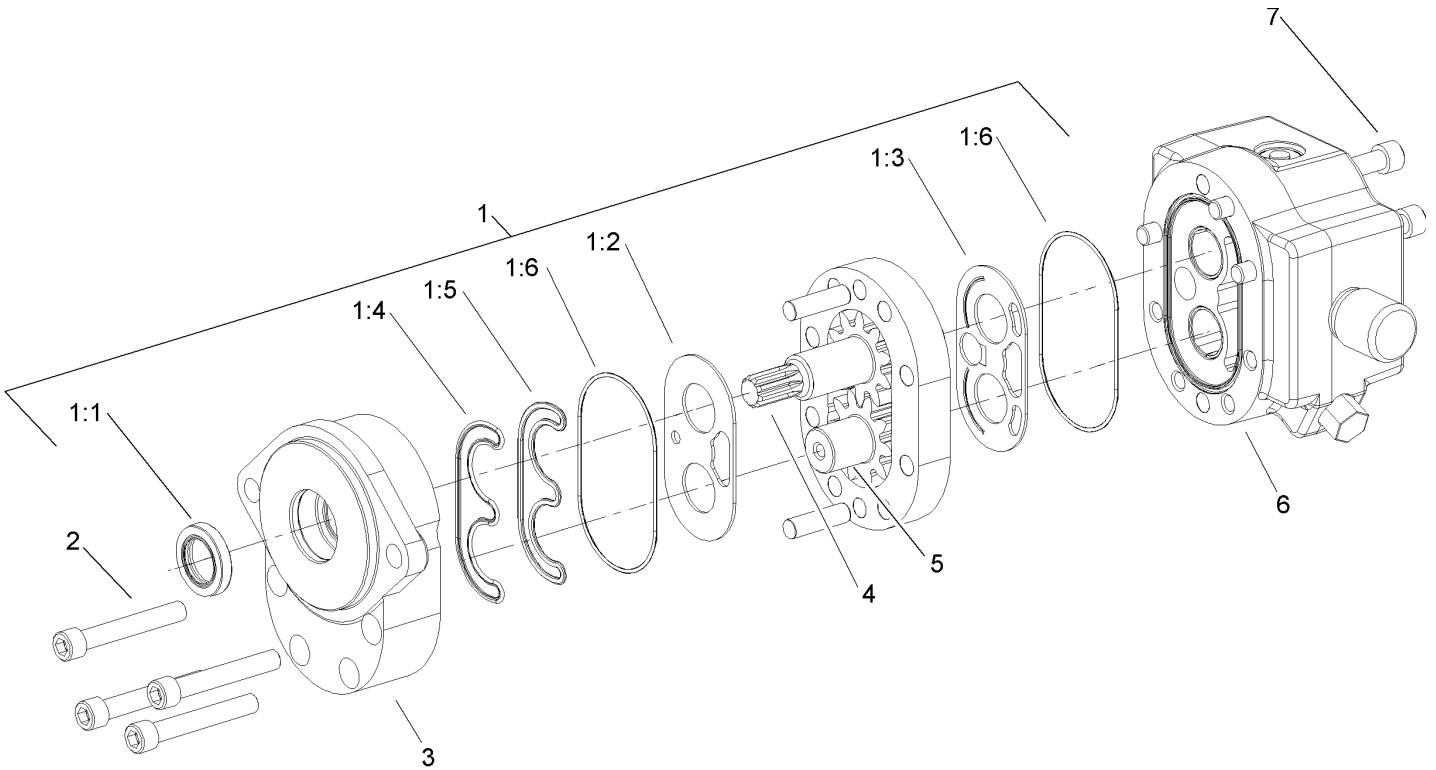


Parts not listed  
in part list are not  
serviced separately

# Hydrostat Pump Assembly No. 106-0335

Ref	Part No.	Qty.	Description
1	106-0385	1	Seal Kit
②1:1		1	Piston Ring Kit
②1:2		1	O-Ring
②1:3		1	Gasket-Cover, Front
②1:4		1	O-Ring
②1:5		1	Ring-Load, Temper
②1:6		2	O-Ring
②1:7		2	Bearing
②1:8		1	Seal-Lip
②1:9		1	O-Ring
②1:10		1	O-Ring
②1:11		1	Seal-Filter Adapter, Suction
②1:12		1	Gasket-Cover, Servo
②1:13		1	Gasket-Cover, Servo
②1:14		1	Ring-Backup
②1:15		1	O-Ring
②1:16		1	Ring-Backup
②1:17		1	Ring-Backup
2	69-3770	1	Shim
3	107-4351	1	Spring-Relief, Charge
4	69-3800	1	Valve
5	107-4380	1	Cprv Plug ASM
6	107-4352	1	Plug
7	94-9415	2	Plug
②7:1		1	O-Ring
8	69-3370	1	Bearing-Needle
9	69-3230	1	Pin-Spring
10	107-4353	1	Screw
11	75-0460	1	Bearing-Ball
12	69-3200	2	Ring-Retaining
13	69-3170	2	Ring-Retaining
14	94-2878	2	Pin
15	69-3500	1	Bearing-Sleeve
16	69-3450	1	Pin
②17		1	Housing ASM
18	69-3540	1	Cover-Gerotor
19	92-1352	1	Plug
20	107-4354	1	Cover-Front
21	76-4590	6	Screw
22	69-3650	1	Piston-Servo
23	107-4355	1	Swashplate ASM
24	107-4356	1	Bearing-Journal
25	107-4357	1	Shaft-Pump
26	107-4358	1	Plate-Valve
27	69-3390	1	Gerotor ASM
28	69-3550	1	Pin
29	69-3430	1	Key-Woodruff
30	94-9414	1	Adapter-Suction
31	94-9413	3	Screw
32	94-9415	1	Plug
②32:1		1	O-Ring
33	69-4040	1	Stop

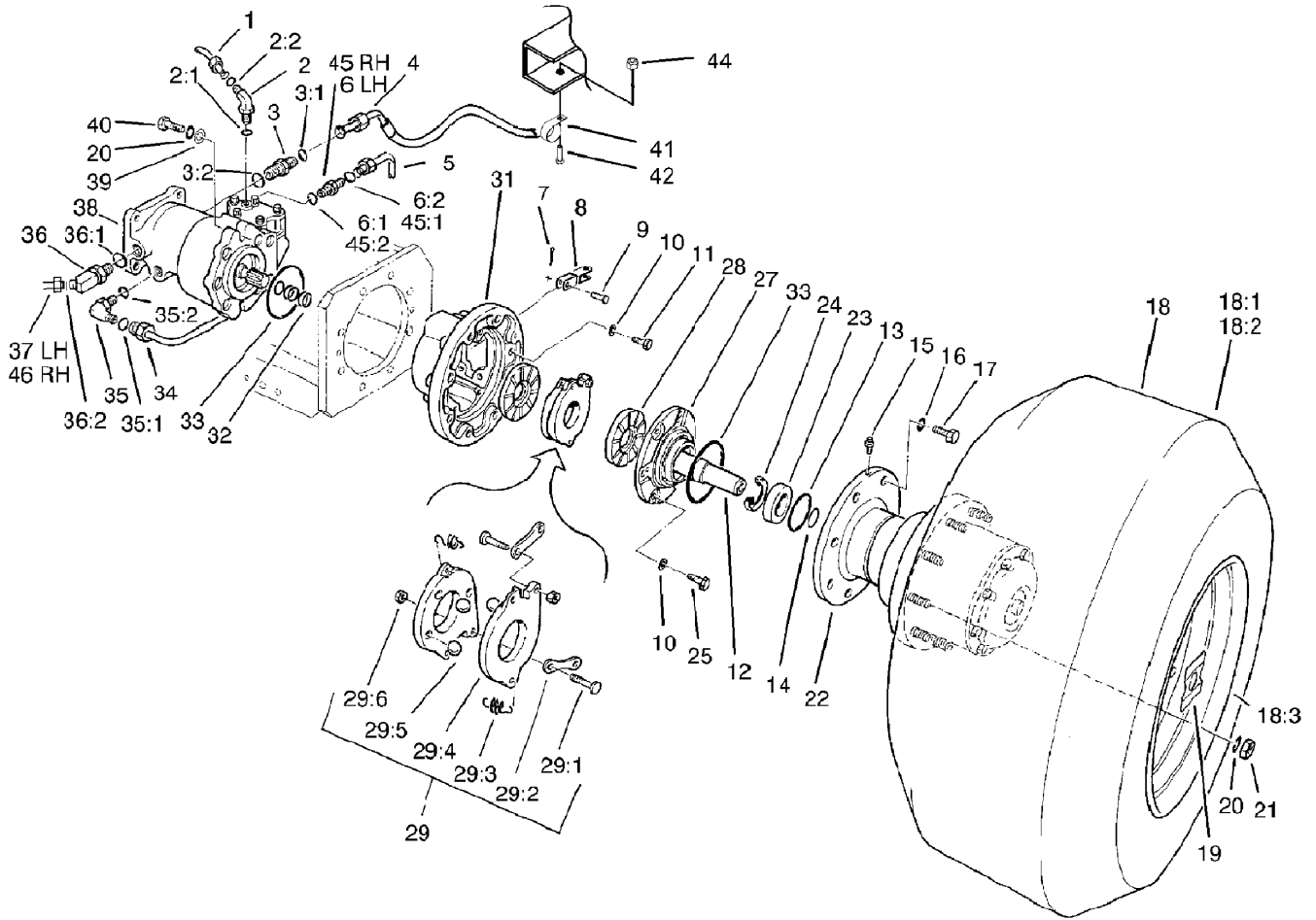
Ref	Part No.	Qty.	Description
34	69-3640	1	Cover-Servo
35	107-4359	1	Guide-Spring
36	69-3680	1	Stop
37	69-3670	1	Spring-Servo
38	107-4360	1	Screw
39	69-3580	1	Guide-Spring
40	69-3590	1	Ring-Retaining
41	69-3600	1	Nut-Hex
42	107-4361	1	Nut
43	107-4362	5	Screw
44	69-3140	1	Bracket
45	107-4363	1	Gasket-Cover
46	94-9415	1	Plug
②46:1		1	O-Ring
47	94-9415	1	Plug
②47:1		1	O-Ring
48	107-4364	1	Bypass Valve ASM
49	69-3730	1	Relief Valve Kit
49:1	69-3750	1	O-Ring
②49:2		1	Plug
②49:3		1	Spring
50	95-7034	1	Switch-Neutral
51	107-4365	1	Cover-Mounting
52	107-4366	1	Gasket-Plate, Mounting
53	107-4367	1	Plate-Mounting
54	107-4368	1	Screw
55	107-4369	1	Gasket-Cover, Mounting
56	69-3860	2	Screw
57	107-4370	1	Plug-Expansion
58	107-4371	1	Spacer-Spring
59	69-3860	1	Screw
60	107-4372	1	Nut-Lock
61	69-3880	1	Spring-Return, Neutral
62	107-4373	1	Handle-Control
63	69-3890	1	Bracket-Return, Neutral
64	107-4374	1	Washer-Lock
65	107-4375	1	Spool Bracket ASM
66	69-3530	1	Orifice Plug ASM
67	107-4376	1	Sleeve ASM
68	75-0160	1	Plug-Pipe
69	69-3060	3	Screw
70	69-3410	1	Adapter-A Flange
71	107-4377	1	Seal-A Pad
72	107-4378	1	Cover
73	69-3400	2	Screw
74	107-4379	1	Cylinder Block Kit
75	69-3920	1	Piston Ring And O-Ring Kit
75:1	69-3560	1	O-Ring
75:2	69-3570	2	Ring-Piston



### Gear Pump Assembly No.106-0336

Ref	Part No.	Qty.	Description
1	106-0386	1	Seal Kit
② 1:1		1	Seal-Oil
② 1:2		1	Plate-Wear
② 1:3		1	Plate-Wear
② 1:4		1	Seal-Preload
② 1:5		1	Seal-Load
② 1:6		2	Ring-Sealing
② 2		4	Screw-Cap
② 3		1	Body ASM
② 4		1	Shaft-Drive
② 5		1	Gear-Idler
② 6		1	Flow Divider ASM
② 7		3	Screw-Cap



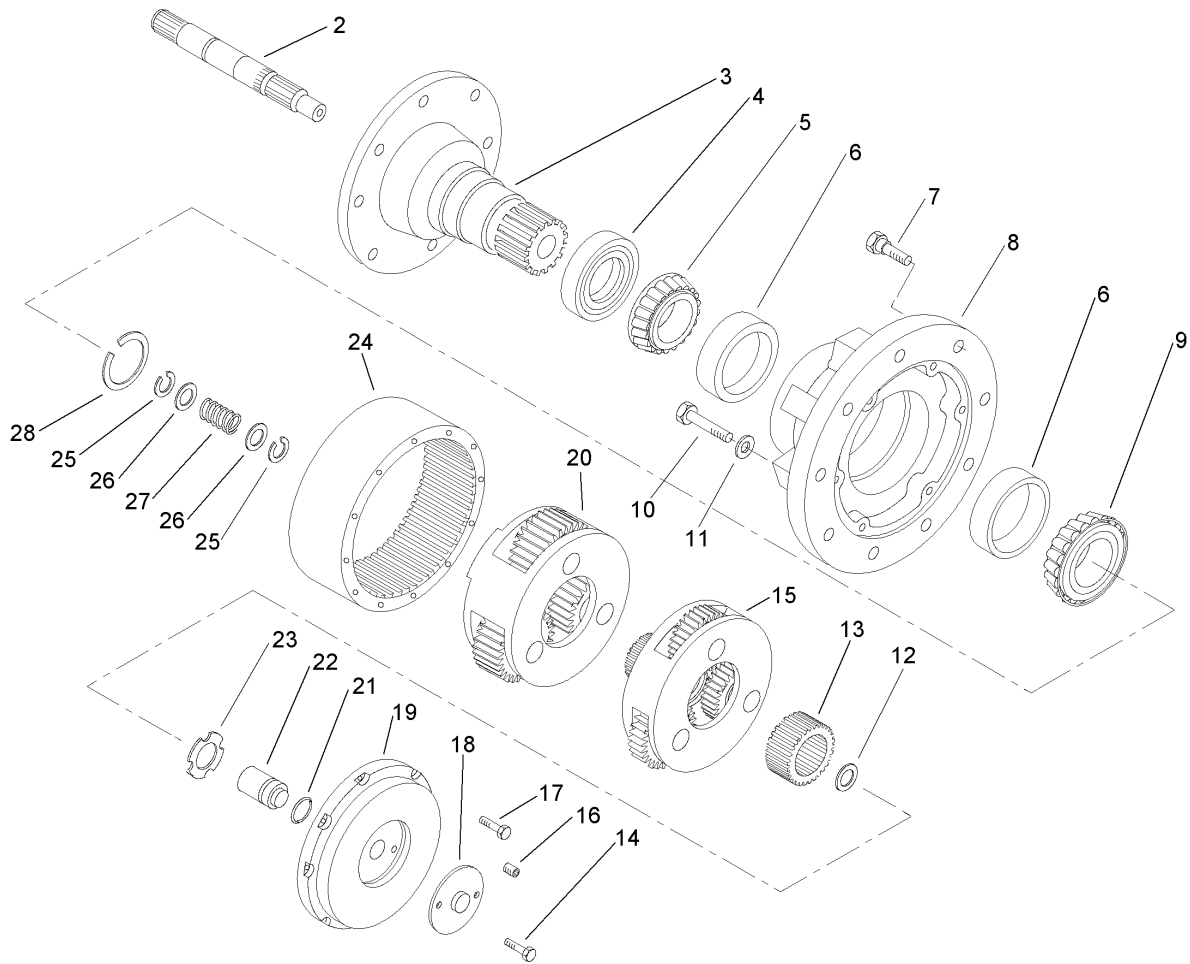


## Front Wheel Assembly

Ref	Part No.	Qty.	Description
1	69-5930	1	Tube-Hyd, RH
1	69-5940	1	Tube-Hyd, LH
2	340-82	2	Adapter
2:1	237-42	1	O-Ring
2:2	237-21	1	O-Ring
3	340-91	2	Adapter
3:1	237-58	1	O-Ring
3:2	237-146	1	O-Ring
4	106-0211	2	HYD Hose ASM
5	92-1742	1	Tube ASM
6	340-9	1	Fitting-Hyd, Straight
6:1	237-58	1	O-Ring
6:2	237-81	1	O-Ring
7	3272-10	4	Pin-Cotter
8	71-3880	2	Clevis
9	283-2	4	Pin-Clevis
10	3253-21	14	Washer-Lock
11	323-6	4	Screw-HH
12	71-3810	2	Coupling-Motor, HYD
13	32120-22	2	Ring-Snap, Internal
14	32120-84	2	Ring-Snap, External
15	302-39	2	Vent
16	3253-8	16	Washer-Lock
17	327-22	16	Screw-HH

Ref	Part No.	Qty.	Description
18	69-9790	2	Front Wheel ASM
18:1	69-9800	1	Tire
18:2	58-5620	1	Tube
18:3	71-2470	1	Rim
19	72-4070	2	Decal-Danger
20	3253-7	22	Washer-Lock
21	3219-5	18	Nut-Hex
22	107-4338-03	2	Drive-Gear, Planetary
23	251-340	2	Bearing-Ball
24	253-156	2	Seal-Oil
25	323-6	10	Screw-HH
27	71-3990	2	Cap-Housing, Brake
28	71-0470	4	Middle Disc ASM
29	71-0460	2	Actuating Disc ASM
29:1	69-9970	4	Stud
29:2	69-9960	4	Link
29:3	69-9950	4	Spring-Extension
29:4	69-9990	4	Disc-Actuating
29:5	69-9980	6	Ball
29:6	69-9940	4	Nut-HJ
31	71-4010-03	2	Housing-Brake
32	253-157	6	Seal-U Cup
33	237-158	4	O-Ring
34	92-1741	1	Tube ASM

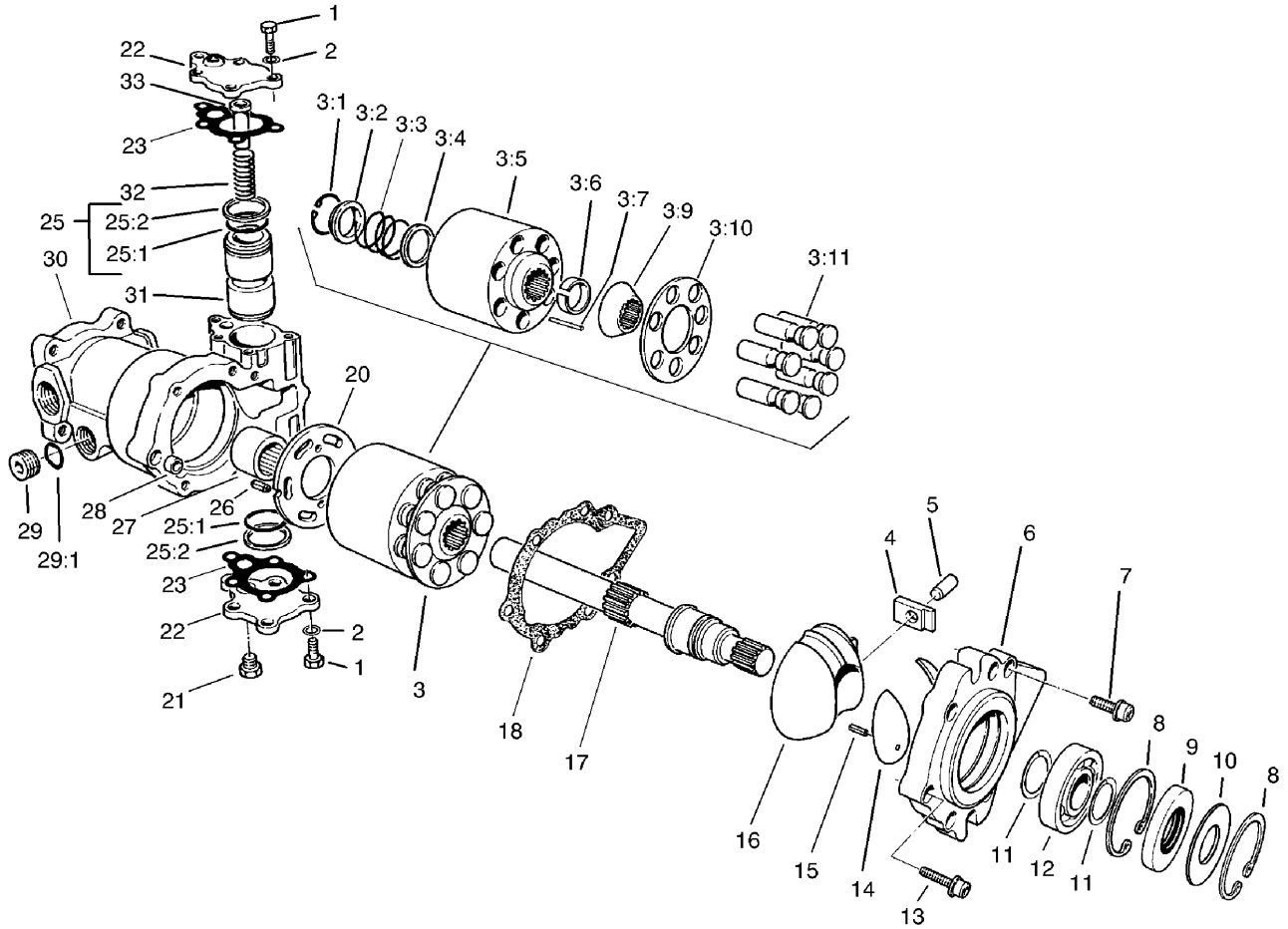




## Planetary Gear Drive Assembly No. 107-4338-03

Ref	Part No.	Qty.	Description
2	107-4340	1	Shaft-Input
3	69-1740	1	Spindle
4	60-3830	1	Seal
5	60-3840	1	Cone
6	60-3850	2	Cup
7	107-4341	9	Bolt-Wheel
8	107-4342	1	Hub
9	60-3880	1	Cone
10	60-3890	6	Bolt
11	60-3910	6	Washer
12	60-3980	1	Washer
13	60-3970	1	Gear
14	322-1	2	Screw-HH
15	60-3960	1	Primary Carrier ASM
16	60-4040	1	Plug
17	60-4030	8	Bolt
18	60-4060	1	Cover
19	107-4345	1	Cover
20	60-4000	1	Secondary Carrier ASM
21	107-4346	1	O-Ring
22	107-4347	1	Plunger
23	60-3990	1	Washer
24	60-3900	1	Gear
25	60-3930	2	Ring

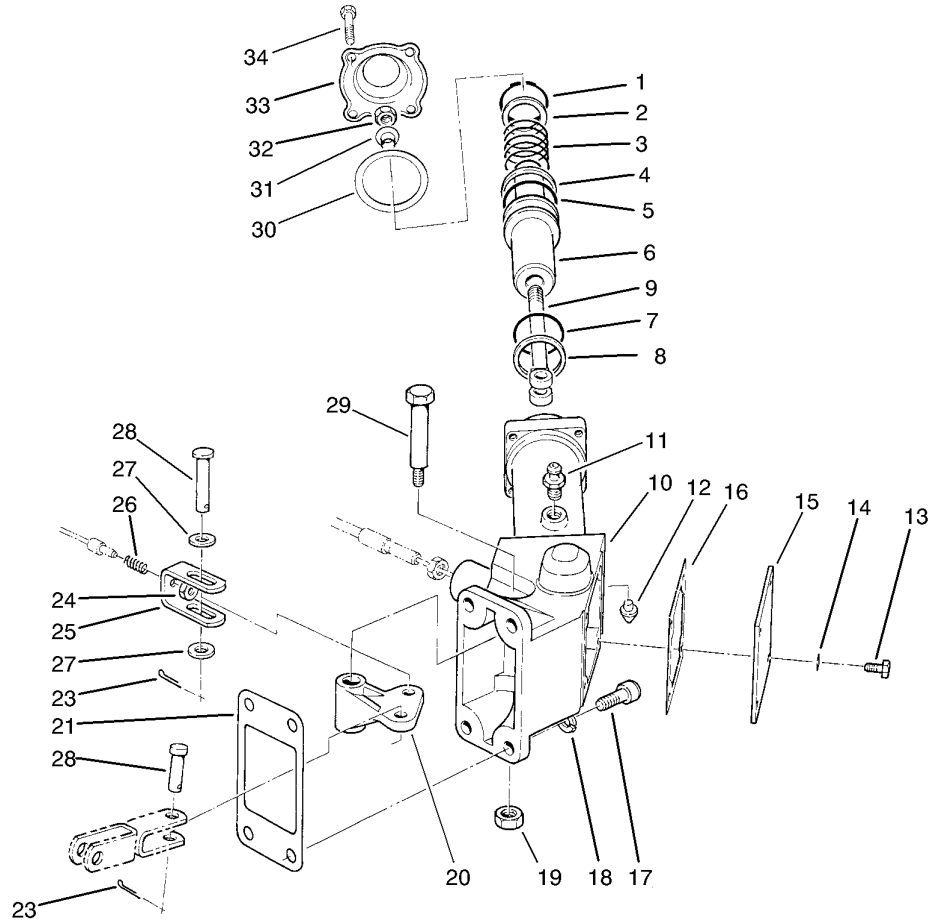
Ref	Part No.	Qty.	Description
26	60-3940	2	Washer
27	60-3950	1	Spring
28	62-6450	1	Retaining Rings Kit
●99	62-6460	1	Sealant-R



### Motor Assembly No. 69-3050

Ref	Part No.	Qty.	Description
1	69-3150	10	Screw
2	69-3070	10	Washer
3	69-3910	1	Cylinder Block Kit
●3:1		1	Ring-Retaining
●3:2		1	Washer
●3:3		1	Spring-Compression
●3:4		1	Washer
●3:5		1	Block-Cylinder
●3:6		1	Retainer
●3:7		3	Pin-Down, Hold
●3:9		1	Guide-Retainer
●3:10		1	Guide-Slipper
●3:11		7	Piston ASM
4	69-3500	1	Bearing-Sleeve
5	69-3510	1	Pin
6	107-4354	1	Cover-Front
7	76-4590	6	Screw
8	69-3200	2	Ring-Retaining
9	69-3190	1	Seal-Lip
10	95-4400	1	Washer-Backup
11	69-3170	2	Ring-Retaining
12	69-3210	1	Bearing-Ball
13	69-3960	1	Screw
14	69-3970	2	Bearing-Journal

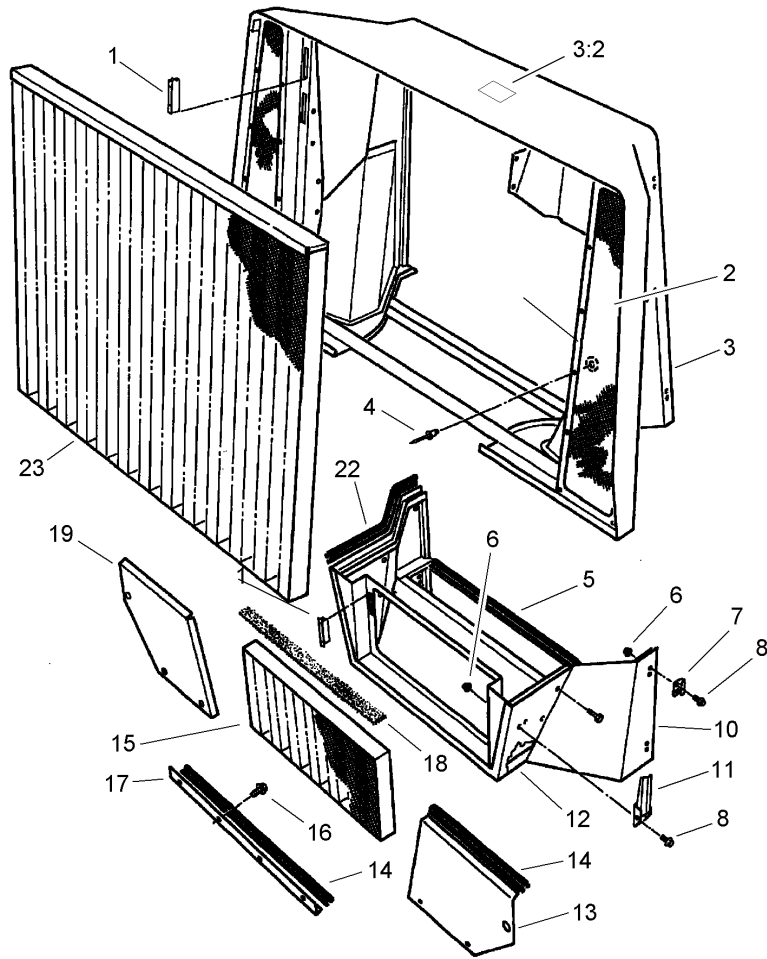
Ref	Part No.	Qty.	Description
15	69-3520	2	Pin
16	69-3980	1	Swashplate
17	69-3950	1	Shaft-Motor
18	76-4600	1	Gasket-Cover, Front
20	69-3990	1	Plate-Valve, Motor
21	69-3940	1	Plug-Threaded, Straight
22	69-3720	2	Cover-Servo
23	69-3710	2	Gasket-Servo
25	69-3920	1	Piston Ring And O-Ring Kit
25:1	69-3560	1	O-Ring
25:2	69-3570	2	Ring-Piston
26	69-3450	1	Pin
27	69-3370	1	Bearing-Needle
28	69-3230	1	Pin-Spring
29	69-3130	1	Plug
●29:1		1	O-Ring
●30		1	Housing
31	69-4020	1	Piston-Servo
32	69-4030	1	Spring-Servo
33	69-4040	1	Stop



## Wheel Brake Assembly

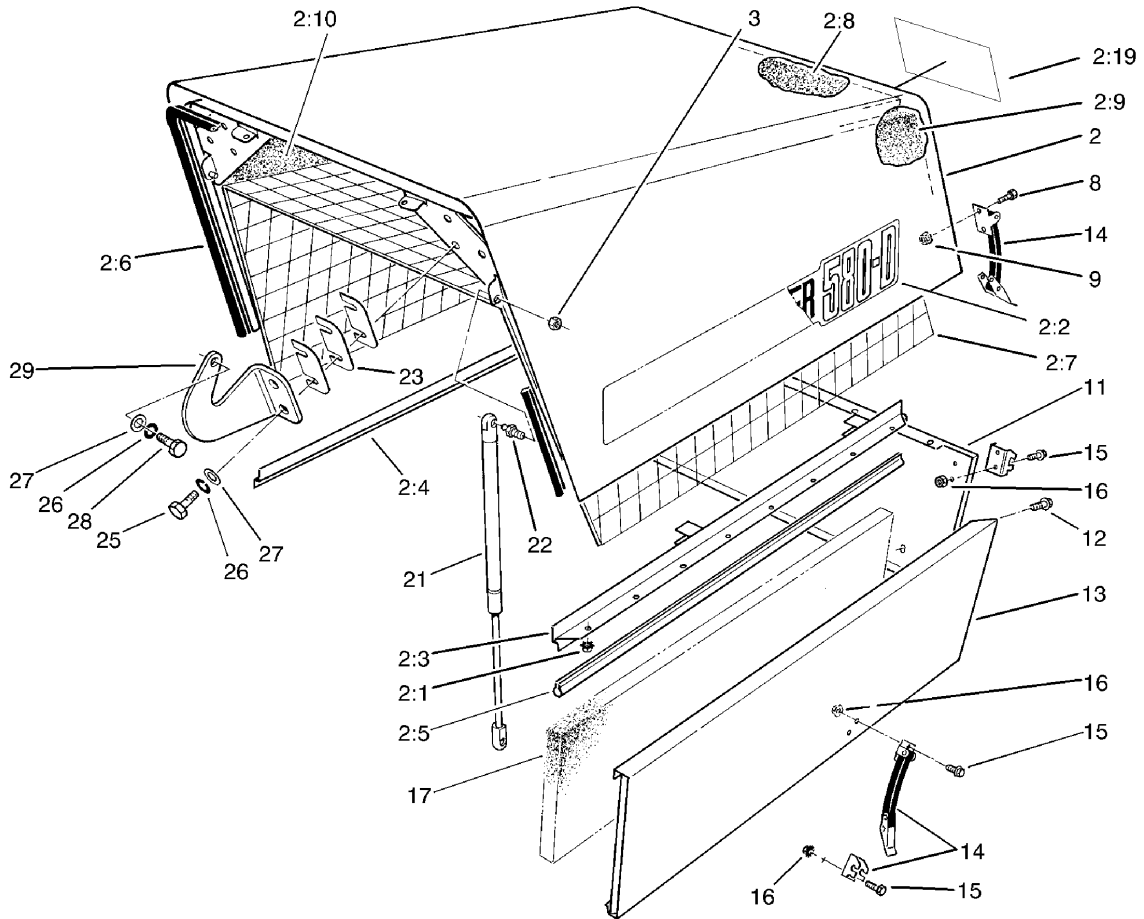
Ref	Part No.	Qty.	Description
1	32151-100	2	Ring-Retaining
2	69-8910	2	Washer
3	82-7850	2	Spring-Compression
4	354-104	2	Back-Up Ring
5	237-175	2	O-Ring
6	82-7840	2	Piston-Brake
7	237-174	2	O-Ring
8	354-105	2	Back-Up Ring
9	21-2070-03	2	End-Yoke
10	105-0606	1	Housing-RH
10	105-0605	1	Housing-LH
11	82-7830	2	Screw-Bleeder, Brake
12	82-7820	2	Seat-Tube, Brake
13	321-2	8	Screw-HH
14	3253-3	8	Washer-Lock
15	71-3850-03	2	Cover-Actuator, Brake
16	71-3870	2	Gasket
17	3274-7	8	Screw-HSH
18	3253-21	8	Washer-Lock
19	32128-25	2	Nut-HF
20	71-3830-03	2	Bellcrank-Brake
21	71-3900	2	Gasket
23	3272-10	2	Pin-Cotter
24	3296-3	2	Nut-Lock, NI

Ref	Part No.	Qty.	Description
25	71-3860	2	Clevis
26	69-0030	2	Spring-Compression
27	3256-24	4	Washer-Flat
28	283-15	2	Pin-Clevis
29	12-8900	2	Bolt-Shoulder, HH
30	93-7417	2	Gasket
31	71-3910	2	Collar
32	3296-59	2	Nut-Lock, NI
33	93-7418	2	Cap-Actuator, Brake
34	321-6	8	Screw-HH



### Cowl and Screen Assembly

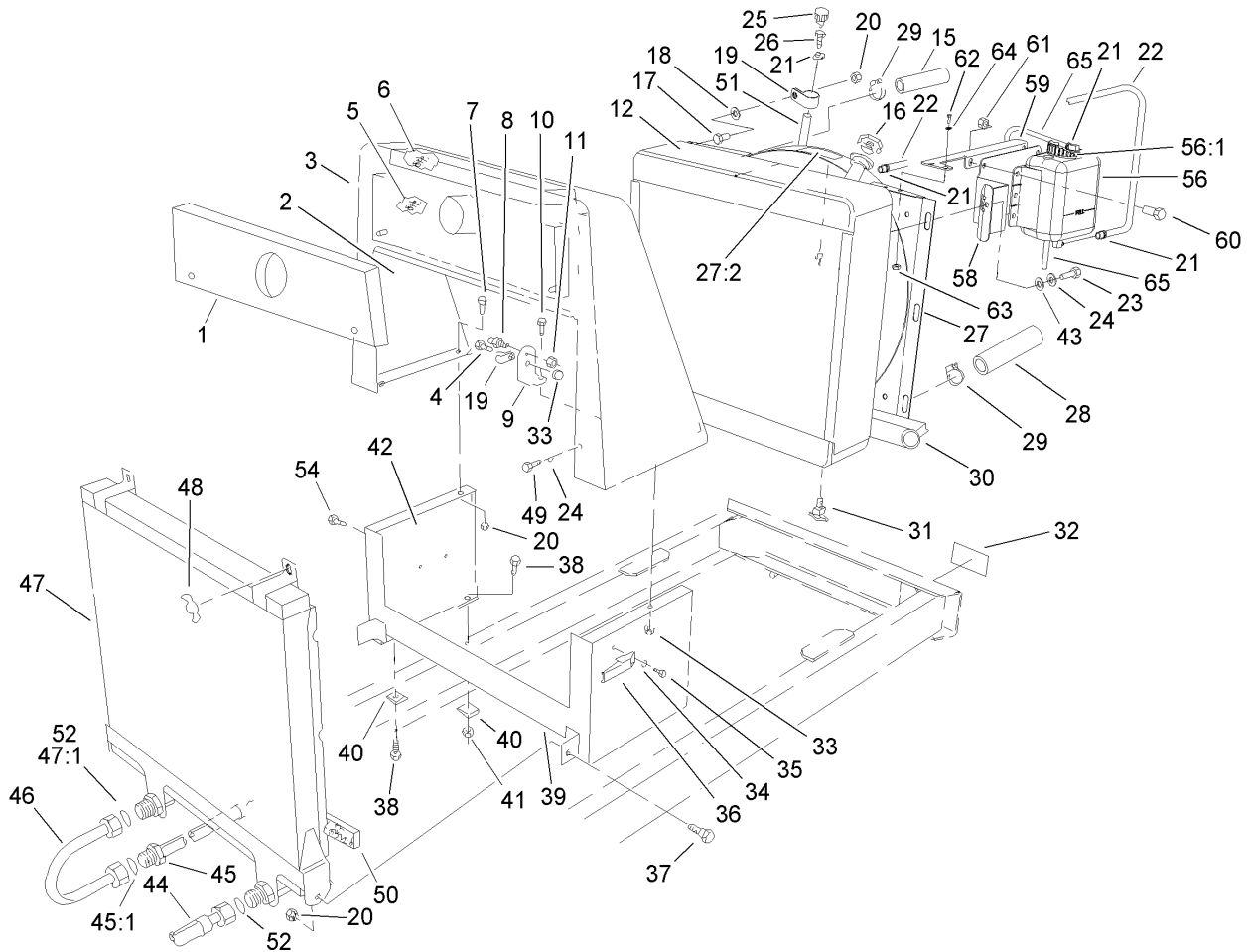
Ref	Part No.	Qty.	Description				
1	58-4250	6	Catch-Magnetic				
2	69-9650-03	2	Screen				
3	107-1142	1	Cowl ASM				
3:2	83-9150	1	Decal-Fluid, Starting				
4	3269-15	22	Rivet				
5	69-9722	1	Trim-Seal				
6	3296-2	20	Nut-Lock				
7	69-3030	8	Strike-Camloc				
8	3290-321	28	Screw-HWH				
10	69-8690-03	1	Support-Grille ASM				
11	105-9296	2	Latch-Draw				
12	71-0300	1	Foam-Lower Front Cowl, LH				
12	71-0310	1	Foam-Lower Front Cowl, RH				
13	75-9460-03	1	Bracket-Seal, LH				
14	69-9721	3	Trim-Seal				
15	69-7150-03	1	Lower Grill ASM				
16	32144-11	8	Screw-TAP				
17	75-9480-03	1	Bracket-Seal, Bottom				
18	69-0040	1	Strip-Sealing, Grille				
19	75-9470-03	1	Bracket-Seal, RH				
22	69-9720	2	Trim-Seal				
23	69-7120-03	1	Upper Grill ASM				



## Hood Assembly

Ref	Part No.	Qty.	Description
2	92-1772	1	Hood ASM
2:1	32149-2	16	Nut
2:2	106-0269	2	Decal
2:3	69-8230-03	1	Trim Bracket ASM
2:4	69-8250-03	1	Bracket-Trim, Bottom
2:5	69-9723	2	Trim-Seal
2:6	69-9724	1	Trim-Seal
2:7	71-0060-03	1	Support
2:8	71-0250	1	Foam-Hood, Top
2:9	71-0260	1	Foam-Hood, LH
2:10	71-0270	1	Foam-Hood, RH
2:19	66-1210	2	Decal
3	32152-1	2	Nut-Lock, NI
8	3290-321	4	Screw-HWH
9	3296-2	12	Nut-Lock
11	69-9520-03	1	Panel-Rear
12	3234-14	6	Screw-HHF
13	69-1380-03	1	Panel-RH
13	69-1390-03	1	Panel-LH
14	69-3010	4	Latch
15	3290-134	4	Screw
16	32149-7	4	Nut-Keeps
17	71-0400	2	Foam-Panel, Side
21	88-6760	2	Spring-Gas

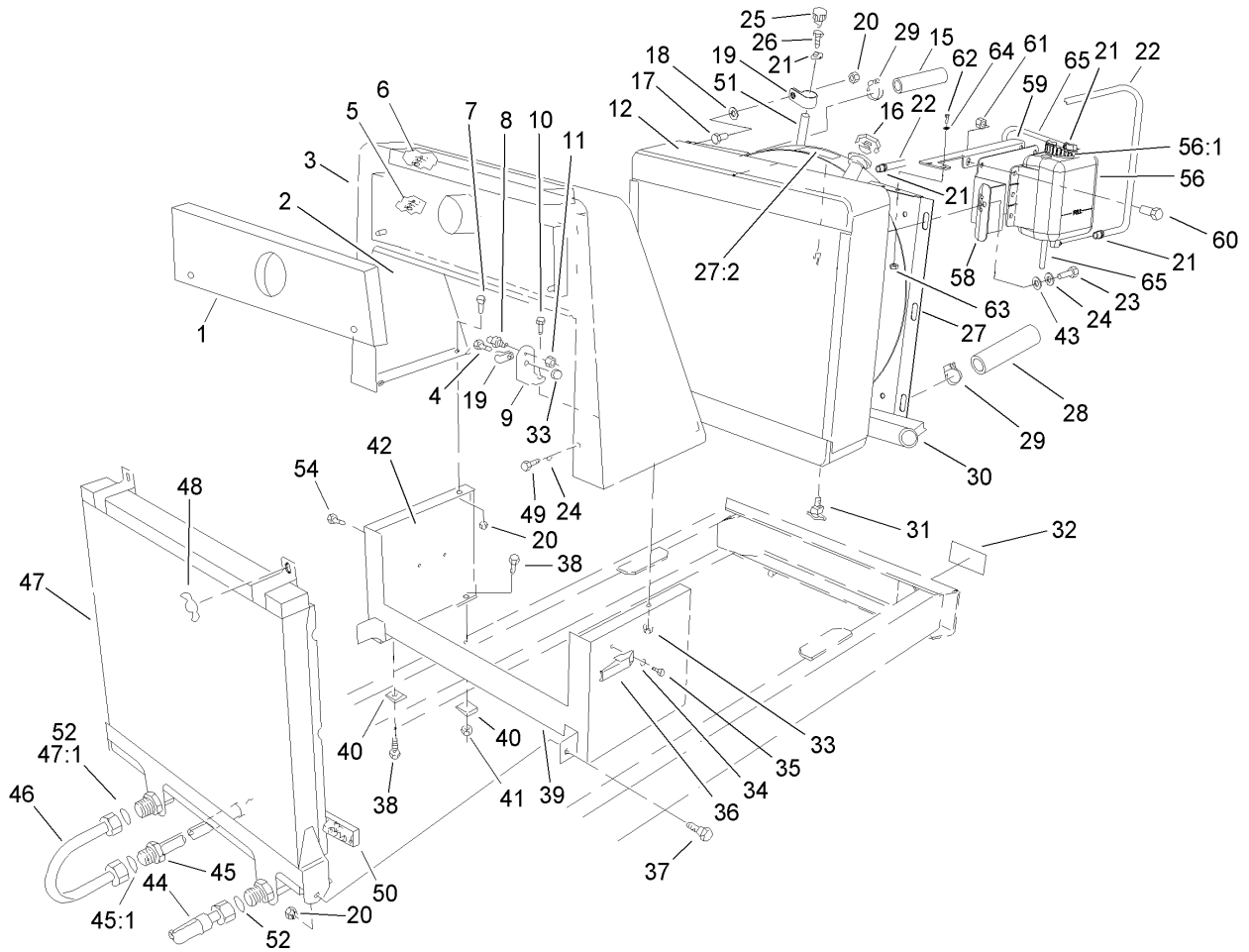
Ref	Part No.	Qty.	Description
22	88-6770	2	Stud-Ball
23	69-8500	8	Shim-Pivot, Hood
25	323-6	4	Screw-HH
26	3253-21	6	Washer-Lock
27	3256-24	6	Washer-Flat
28	323-4	2	Screw-HH
29	98-3026-03	2	Arm-Pivot, Hood



## Radiator and Oil Cooler Assembly

Ref	Part No.	Qty.	Description
1	71-0380	1	Foam-Cowl, Right Rear
2	71-0340	1	Foam-Radiator Support, LH
2	71-0350	1	Foam-Radiator Support, RH
3	69-8590-03	1	Top Radiator Support ASM
4	322-5	1	Screw-HH
5	71-0390	1	Foam-Radiator Support, Rear
6	71-0360	1	Foam-Radiator Support, Top
7	323-7	4	Screw-HH
8	88-6770	2	Stud-Ball
9	98-7349-03	2	Bracket-Cylinder
10	322-6	4	Screw-HH
11	32152-1	2	Nut-Lock, NI
12	98-7311	1	Radiator
15	98-7320	1	Hose-Upper
16	105-0599	1	Radiator Cap ASM
17	323-4	1	Screw-HH
18	3256-56	2	Washer-Flat
19	2412-41	2	Clamp
20	32152-2	7	Nut-Hex
21	2412-108	4	Clamp-Worm
22	71-3383	1	Hose-Fuel
23	323-4	6	Screw-HH
24	3253-21	12	Washer-Lock
25	68-6150	1	Breather

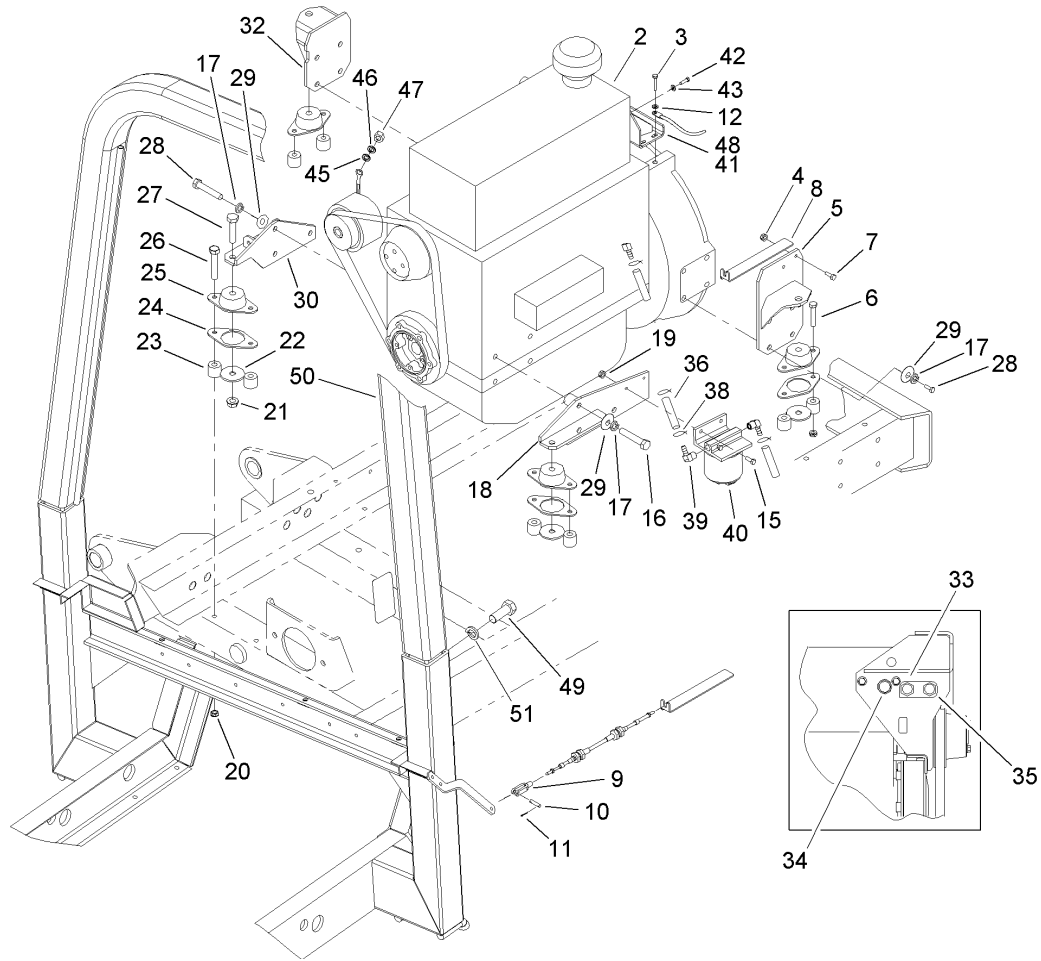
Ref	Part No.	Qty.	Description
26	354-95	1	Fitting-Female, Barbed
27	106-0041	1	Shroud ASM
27:2	93-6681	4	Decal-Warning, Fan
28	95-6456	1	Hose-Lower
29	2412-92	4	Clamp-Hose
30	105-0586	2	Strip-Sealing
31	304-46	1	Draincock
32	72-4080	1	Decal-Danger
33	32128-20	5	Nut-HF
34	3253-2	16	Washer-Lock/sp
35	3290-321	16	Screw-HWH
36	105-9296	8	Latch-Draw
37	46-3380	2	Bolt-Shoulder
38	325-6	4	Screw-HH
39	69-7100-03	1	Support-Radiator, Lower
40	3290-216	4	Washer
41	32153-5	4	Nut-Lock
42	71-0370	2	Foam-Radiator Support, Lower
43	3256-24	6	Washer-Flat
44	69-5620	1	Hose ASM
45	69-8450	1	HYD Hose ASM
45:1	340-65	1	O-Ring
46	69-5900	1	Tube ASM
47	69-1670	1	Oil Cooler ASM



### Radiator and Oil Cooler Assembly (continued)

Ref	Part No.	Qty.	Description
47:1	340-65	2	O-Ring
48	32103-3	2	Nut-Wing
49	32144-69	6	Screw-HH
50	71-0210	1	Foam-Seal, Radiator
51	71-2680	1	Hose
52	340-65	2	O-Ring
54	3230-4	2	Screw-CARR
56	104-2276	1	Reservoir-Coolant
56:1	87-7050	1	Cap-Reservoir
58	106-0496-03	1	Mount-Bottle, Coolant
59	106-0499-03	1	Support
60	3234-5	4	Screw
61	104-8301	4	Nut-Flange, NI
62	321-6	2	Screw-HH
63	3296-42	2	Nut-Lock, NI
64	3256-22	2	Washer-Flat
65	92-9285	1	Hose-Fuel

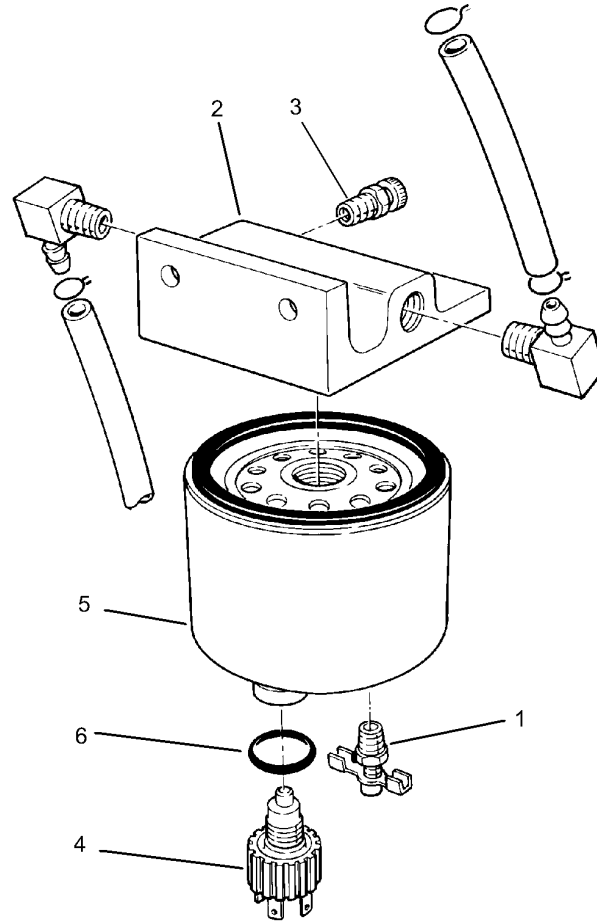
--	--	--	--



## Engine and Mount Assembly

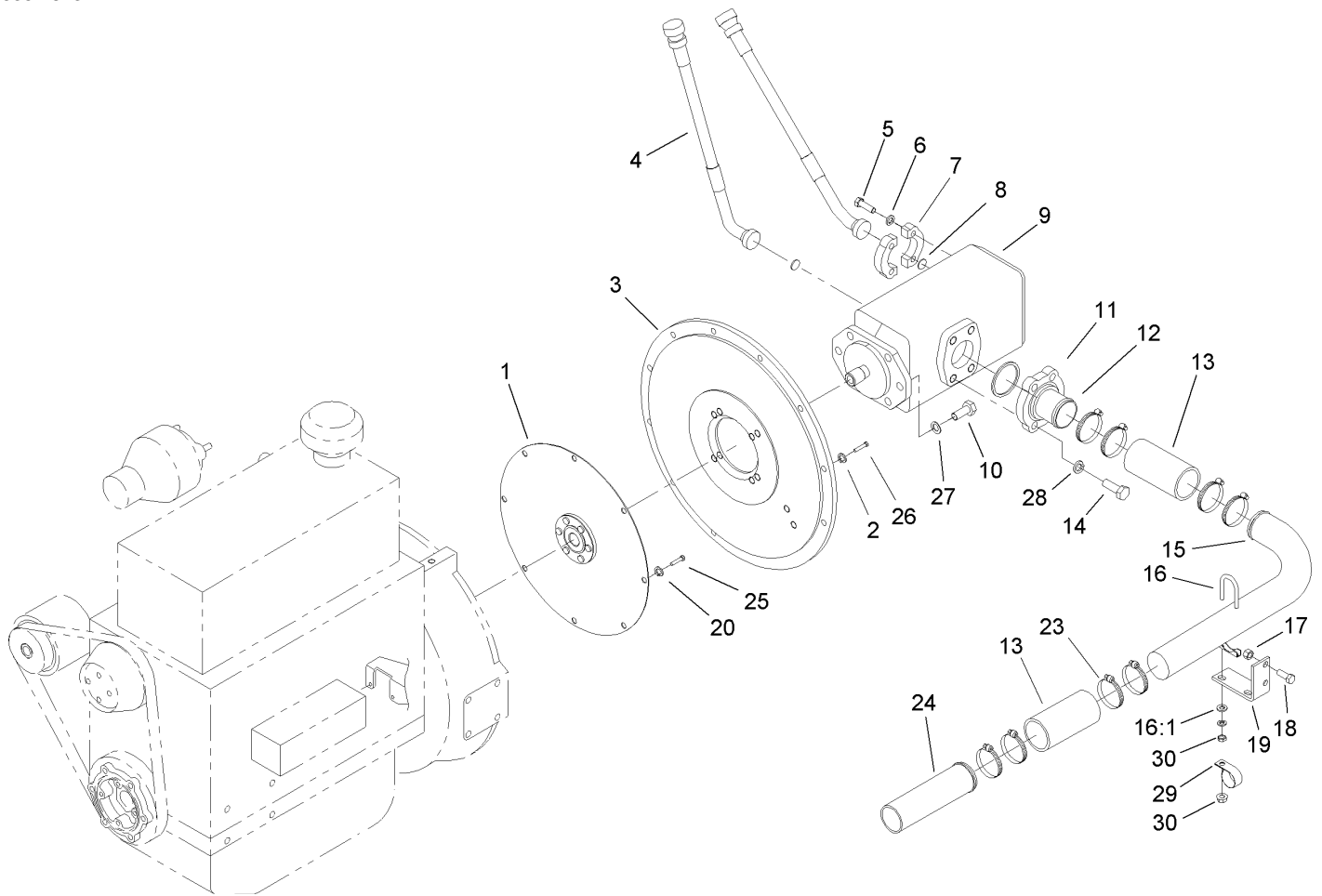
Ref	Part No.	Qty.	Description
2	106-0300	1	Engine
3	33115-025	4	Screw-HH
4	104-8301	2	Nut-Flange, NI
5	106-0383-03	1	Mount-Motor, Rear LH
6	323-10	4	Screw-HH
7	3234-42	2	Screw-HHF
8	106-0305-03	1	Bracket-Cable, Throttle
9	106-0306	1	Clevis
10	283-61	1	Pin-Yoke
11	3272-6	1	Pin-Cotter
12	33095-00	4	Washer-Flat
15	321-4	2	Screw-HH
16	33116-050	3	Screw-HH
17	3253-7	14	Washer-Lock
18	95-6470-03	1	LH Front Mount ASM
19	32149-2	2	Nut
20	32128-21	8	Nut-HF
21	32128-23	4	Nut-HF
22	98-3023	4	Washer
23	95-6486	8	Spacer-Mount
24	98-0830	4	Retainer-Mount
25	98-3024	4	Mount-Engine
26	323-38	4	Screw-HH
27	325-9	4	Screw-HH

Ref	Part No.	Qty.	Description
28	33116-030	11	Screw-HH
29	3256-26	14	Washer-Flat
30	95-6467-03	1	RH Front Mount ASM
32	95-6465-03	1	RH Rear Mount ASM
33	51-5070	1	Switch
34	67-4510	1	Guage-Temp, Water
35	93-3526	1	Switch
36	71-3380	1	Hose-Fuel
38	2412-108	3	Clamp-Worm
39	353-781	2	Fitting-Elbow
40	69-1750	1	Filter-Fuel
41	106-0382-03	1	Support-Bellhousing
42	33114-025	4	Screw-HH
43	87-7510	4	Washer-Flat
45	5-3637	1	Spacer
46	3253-2	1	Washer-Lock/sp
47	48-7880	1	Nut-Hex
48	99-1809	1	Gasket-Head, Rear
49	328-24	4	Screw-HH
50	107-0239	1	Rops
51	3253-9	4	Washer-Lock/sp



### Fuel Filter Assembly No. 69-1750

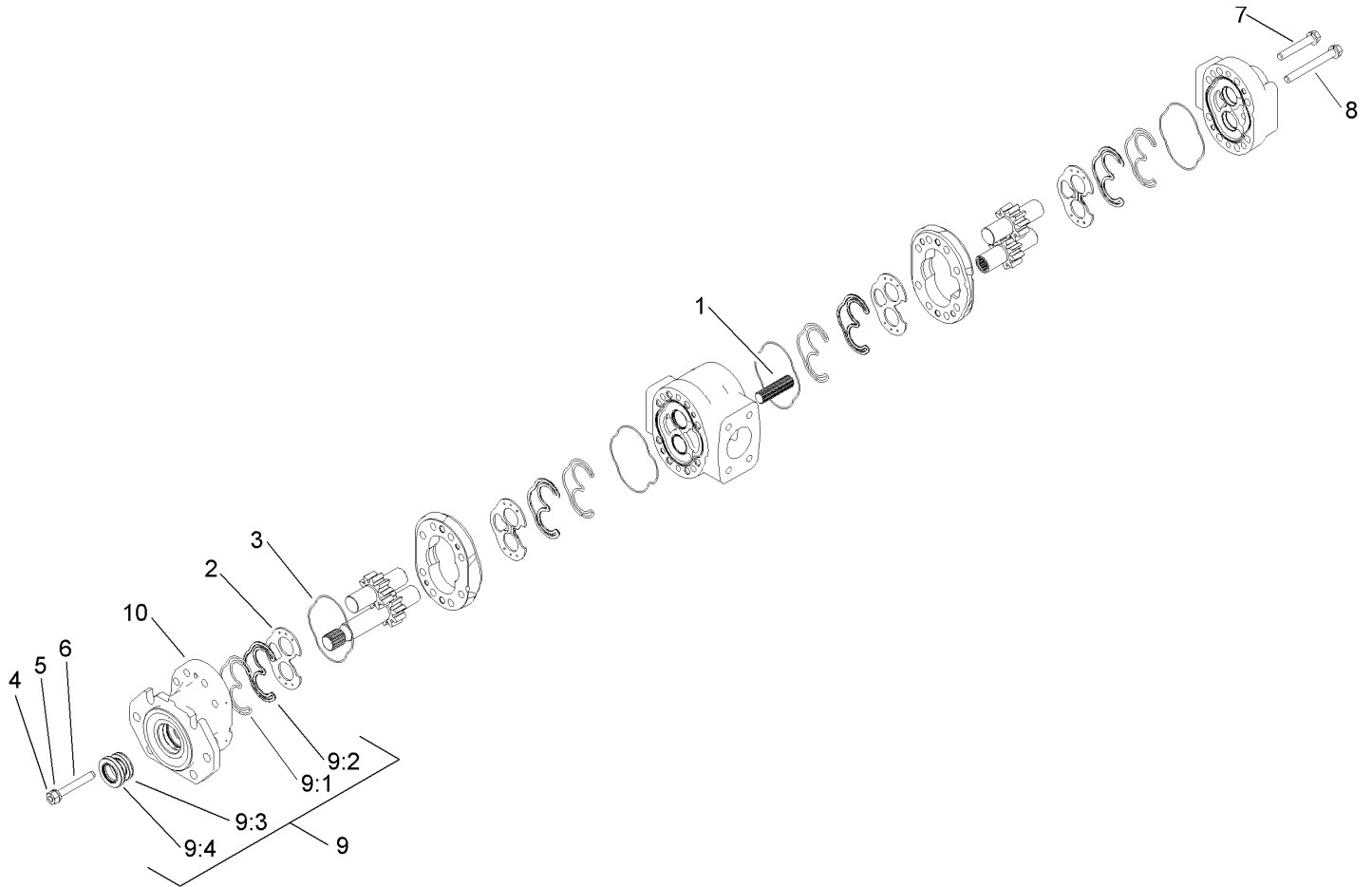
Ref	Part No.	Qty.	Description				
1	63-8310	1	Valve-Drain				
2	63-8280	1	Head ASM				
3	63-8290	1	Vent-Air				
4	69-1760	1	Probe-Sensor, Water				
5	69-1770	1	Element-Spin On				
6	237-154	1	O-Ring				



## Flex and Hydraulic Motor Plate Assembly

Ref	Part No.	Qty.	Description
1	106-0363	1	Coupling-Flywheel ASM
2	100-4852	12	Washer-Hardened
3	106-0364	1	Plate-Adapter, Pump
4	98-0655	2	HYD Hose ASM
5	323-7	8	Screw-HH
6	3253-21	8	Washer-Lock
7	353-992	4	Flange-Split
8	340-135	2	O-Ring
9	107-1181-03	1	Pump-Gear
10	106-0378	4	Screw-HH
11	354-42	2	Flange-Split
12	74-2270	1	Fitting-Suction
13	69-5640	2	Hose-Return
14	325-6	4	Screw-HH
15	99-4969	1	Tube-Suction
16	20-4840	2	Clamp-Muffler
16:1	3217-6	2	Nut-Hex
17	32152-2	4	Nut-Hex
18	323-6	4	Screw-HH
19	69-9220-03	2	Bracket-Tube, Suction
20	107-1413	8	Washer-Hardened
23	2412-42	8	Clamp-Hose
24	99-4968	1	Tube-Suction
25	33115-025	8	Screw-HH

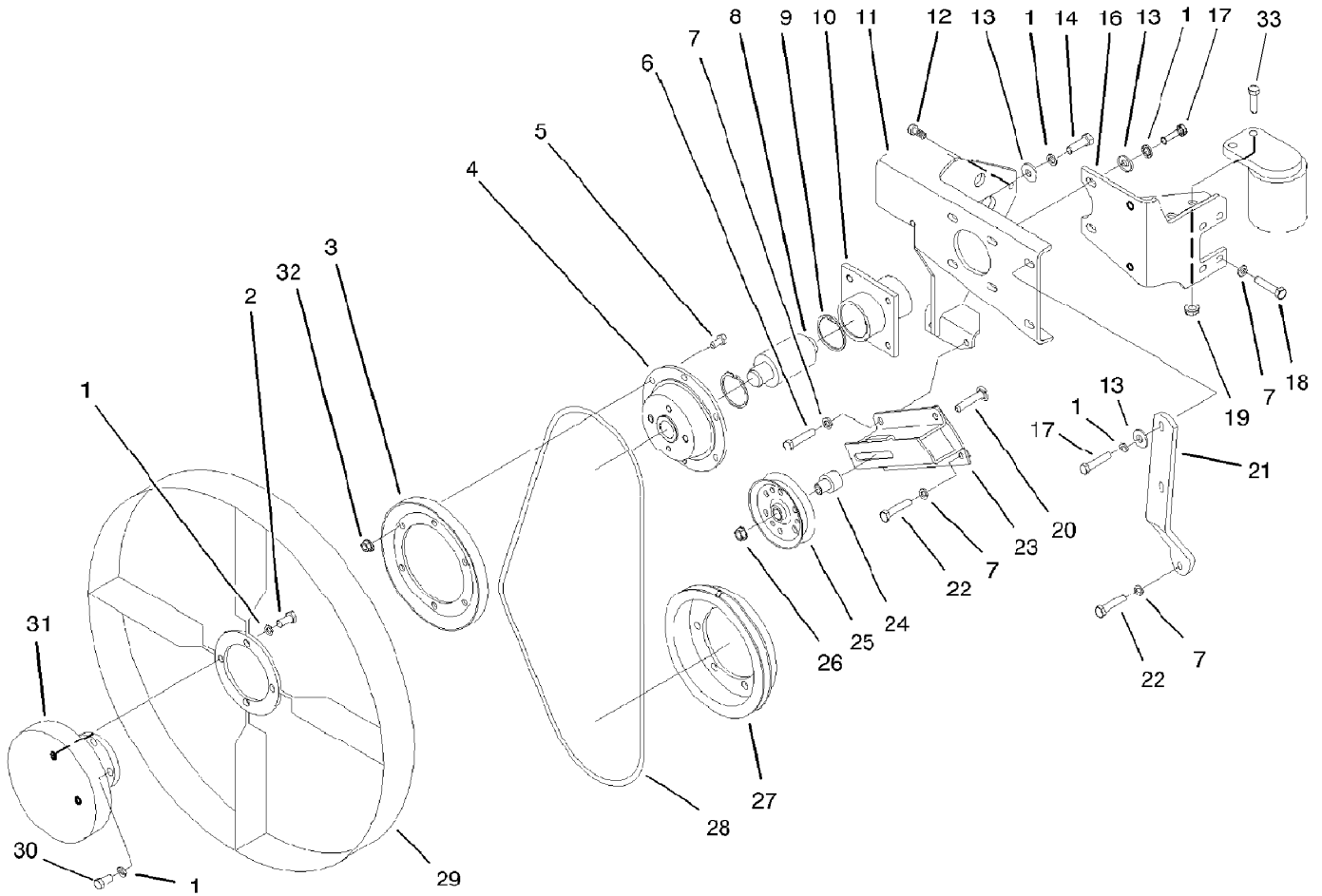
Ref	Part No.	Qty.	Description
26	33115-030	12	Screw-HH
27	87-7270	4	Washer-Thrust
28	3253-7	6	Washer-Lock
29	2412-104	2	R-Clamp
30	32128-20	6	Nut-HF



### Gear Pump Assembly No. 107-1181-03

Ref	Part No.	Qty.	Description
1	107-1193	1	Coupling-Shaft
2	69-2070	4	Plate-Flex
3	107-1191	4	O-Ring
4	59-7580	8	Nut
5	59-7590	16	Lockwasher
6	59-7970	8	Stud
7	107-1195	4	Screw-HH
8	324-27	4	Screw-HH
9	107-1194	1	Seal Kit
9:1	59-7990	4	Seal
9:2	59-8470	4	Retainer
9:3	59-8590	1	Seal
9:4	107-1192	1	Seal-Shaft
10	69-2060	1	Shaft End Cover ASM

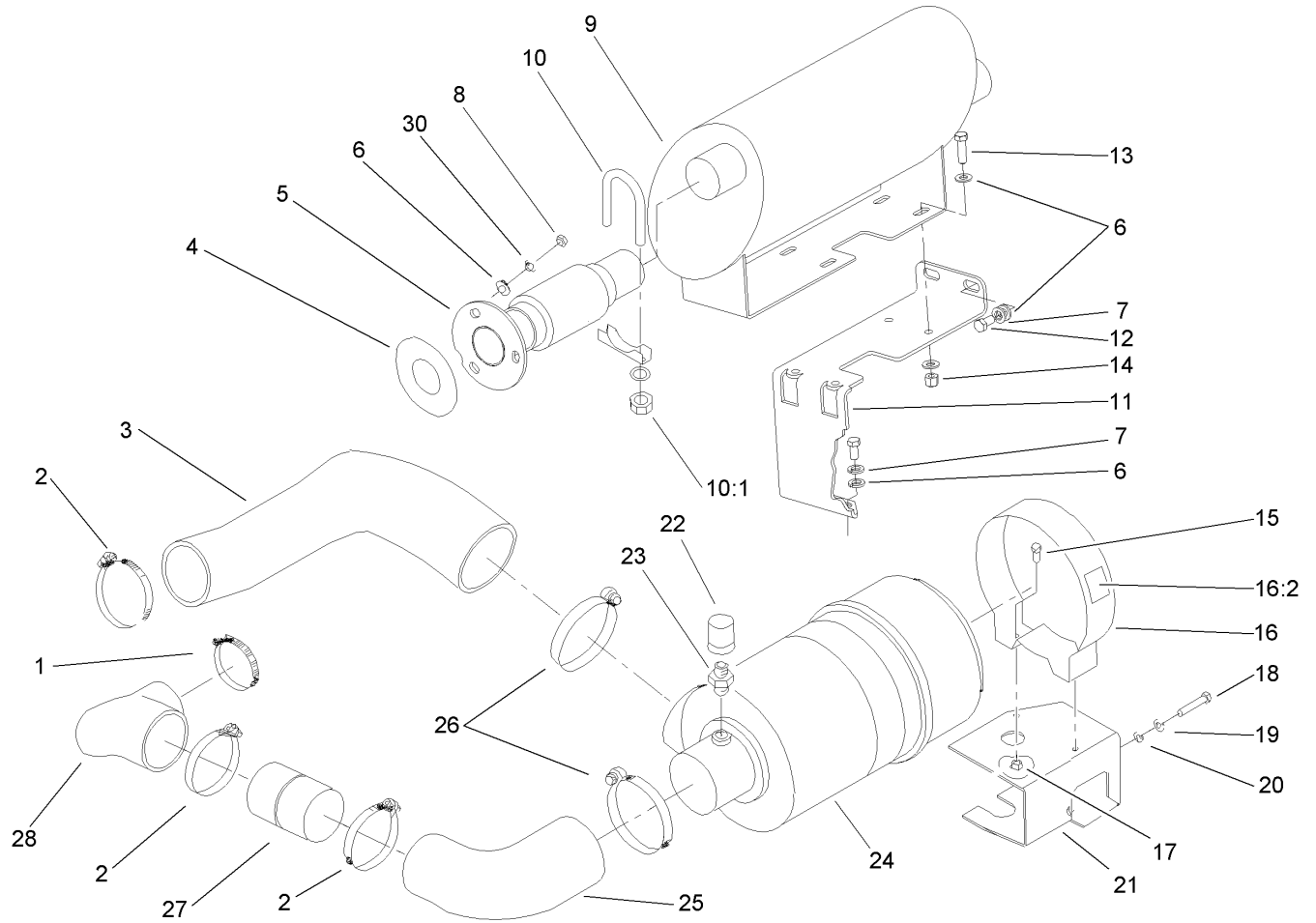
--	--	--	--



## Fan Mount Assembly

Ref	Part No.	Qty.	Description
1	3253-21	14	Washer-Lock
2	323-4	4	Screw-HH
3	96-1267-03	1	Pulley-Fan
4	98-3008-03	1	Hub-Fan
5	322-3	6	Screw-HH
6	33114-070	1	Screw-HH
7	3253-4	9	Washer-Lock
8	98-0831	1	Bearing-Fan
9	32120-11	2	Ring-Retaining
10	95-6495-03	1	Housing-Bearing ASM
11	105-0585-03	1	Support Fan ASM
12	33104-020	2	Screw-HHF
13	5-0838	6	Washer
14	323-6	2	Screw-HH
16	106-0308-03	1	Bracket ASM
17	323-7	4	Screw-HH
18	33114-045	4	Screw-HH
19	3296-29	2	Nut-Lock, NI
20	3231-6	1	Screw-CARR
21	98-3013-03	1	Support-Fan
22	33114-060	4	Screw-HH
23	106-0375-03	1	Bracket-Idler
24	99-4419	1	Spacer-Idler
25	66-5310-03	1	V Pulley-Idler

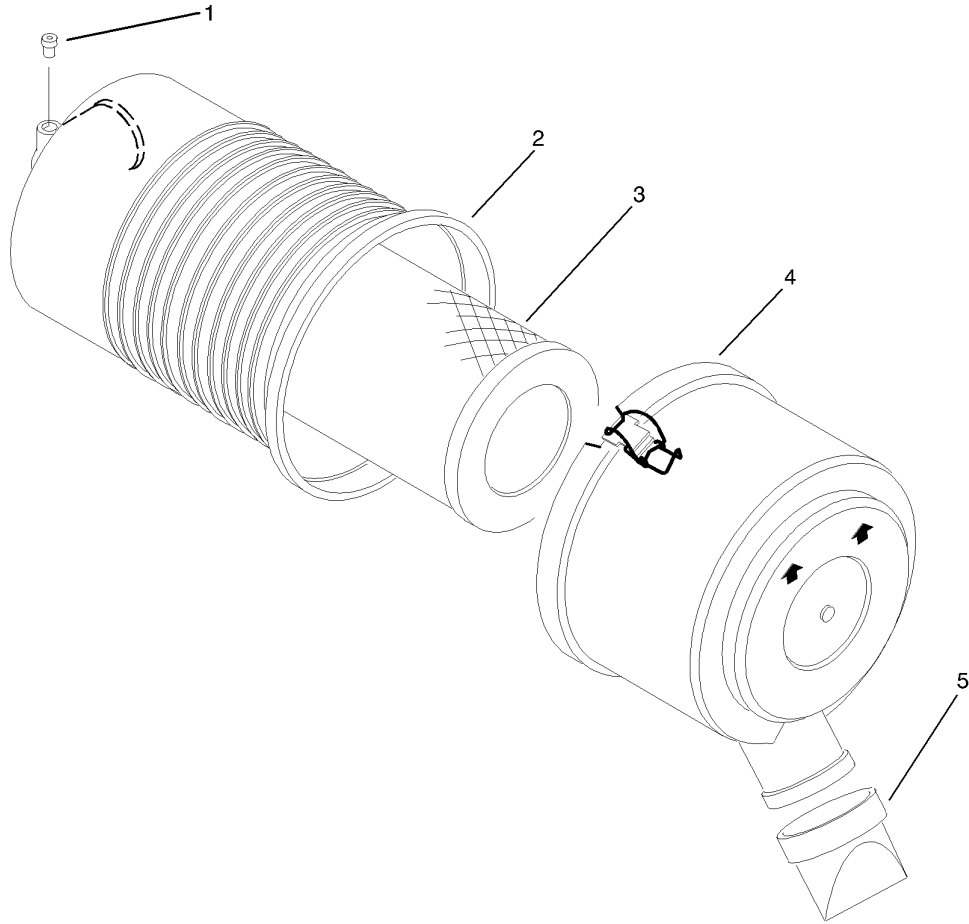
Ref	Part No.	Qty.	Description
26	32128-21	1	Nut-HF
27	95-6477-03	1	Pulley-Drive, Fan
28	98-9008	1	V-Belt
29	98-0809	1	Fan
30	323-5	4	Screw-HH
31	98-7321	1	Clutch-Fan, Modulating
32	32128-25	6	Nut-HF
33	322-6	2	Screw-HH



## Muffler and Air Cleaner Assembly

Ref	Part No.	Qty.	Description
1	2412-42	1	Clamp-Hose
2	2412-110	3	Clamp-Hose
3	95-6459	1	Hose-Inlet, Air
4	99-2277	1	Gasket
5	105-0560	1	Exhaust Tube ASM
6	3256-24	11	Washer-Flat
7	3253-21	4	Washer-Lock
8	69-9710	3	Nut-Hex
9	105-0578	1	Muffler
10	20-4840	1	Clamp-Muffler
10:1	3217-6	2	Nut-Hex
11	105-0579-03	1	Mount-Frame
12	323-4	4	Screw-HH
13	323-6	4	Screw-HH
14	3296-39	4	Nut-Lock, NI
15	322-3	2	Screw-HH
16	107-1143	1	Band-Cleaner, Air
16:2	83-9150	2	Decal-Fluid, Starting
17	32128-25	4	Nut-HF
18	33114-020	4	Screw-HH
19	3256-23	4	Washer-Flat
20	3253-4	4	Washer-Lock
21	95-6462-03	1	Bracket-Cleaner, Air
22	69-1940	1	Indicator-Electrical

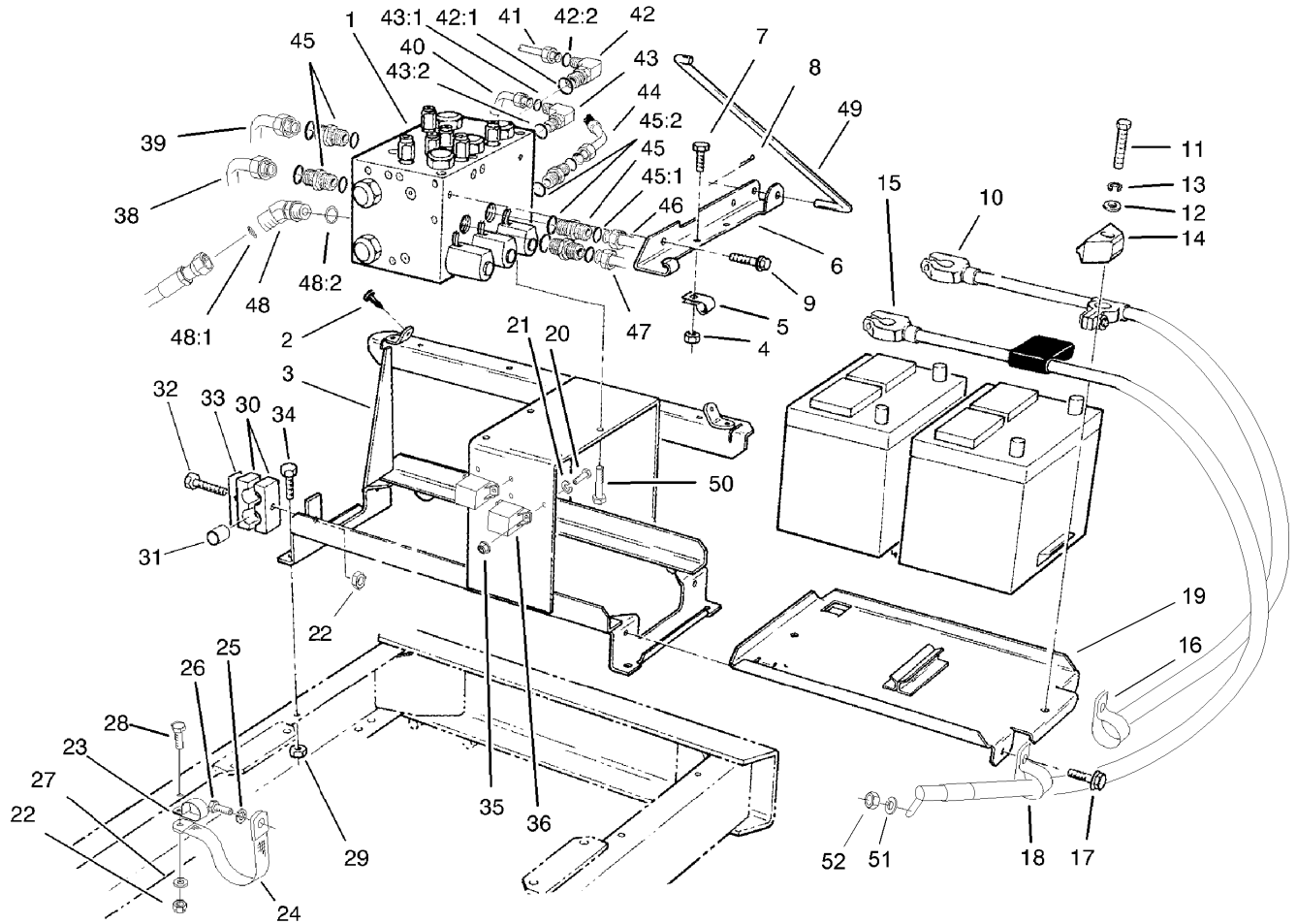
Ref	Part No.	Qty.	Description
23	94-1416	1	Indicator Adapter ASM
24	98-0800	1	Air Cleaner ASM
25	95-6457	1	Hose-Outlet, Air
26	98-7347	2	Clamp-Hose
27	95-6461	1	Tube-Intake
28	95-6458	1	Hose-Outlet, Air
30	42-9600	3	Lockwasher-Spring



### Air Cleaner Assembly No. 98-0800

Ref	Part No.	Qty.	Description
1		1	Plug
2		1	Body ASM
3	98-0801	1	Element ASM
4	98-0802	1	Cover
5	104-4258	1	Valve-Vacuator

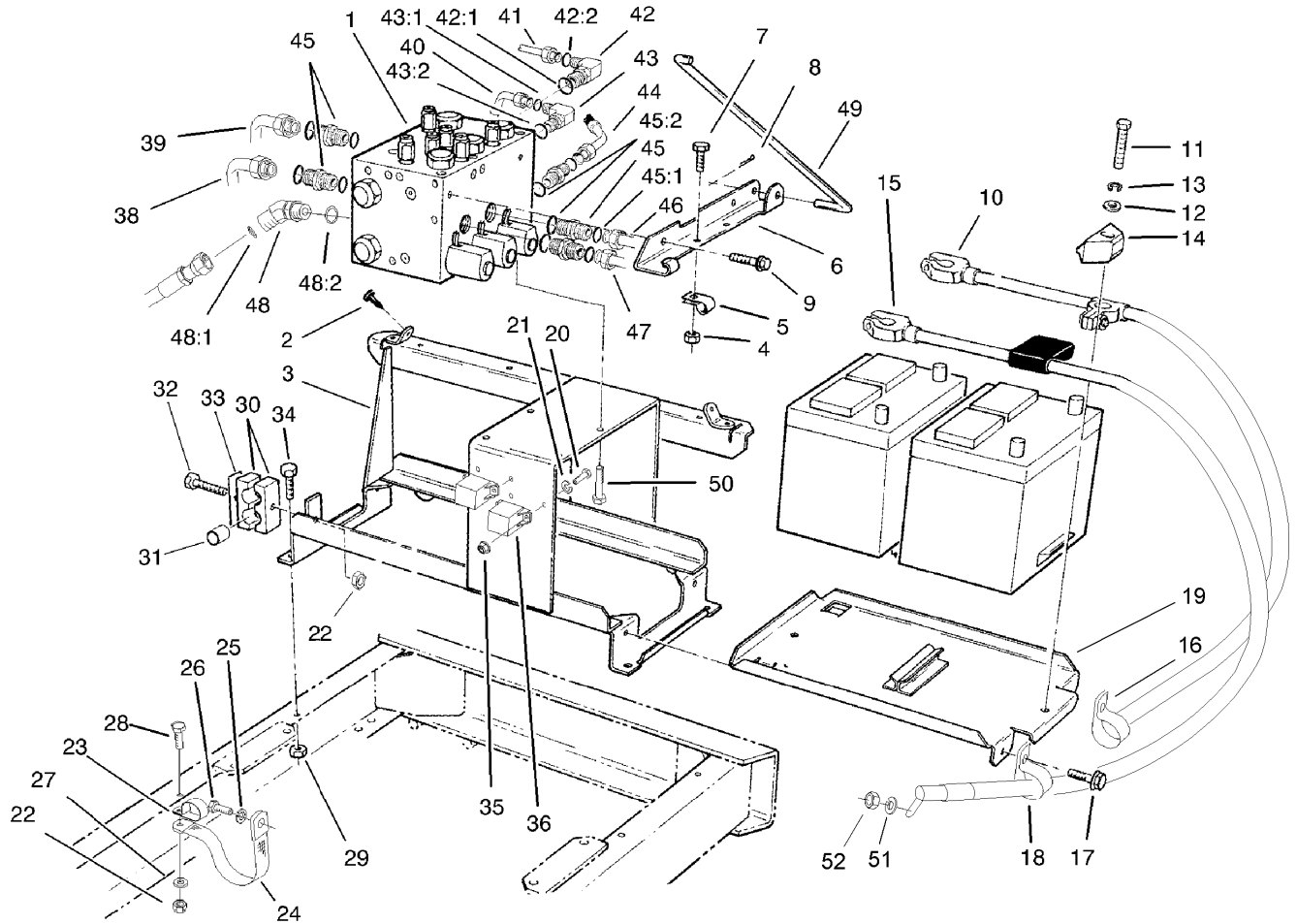
--	--	--	--



## Rear Manifold and Battery Assembly

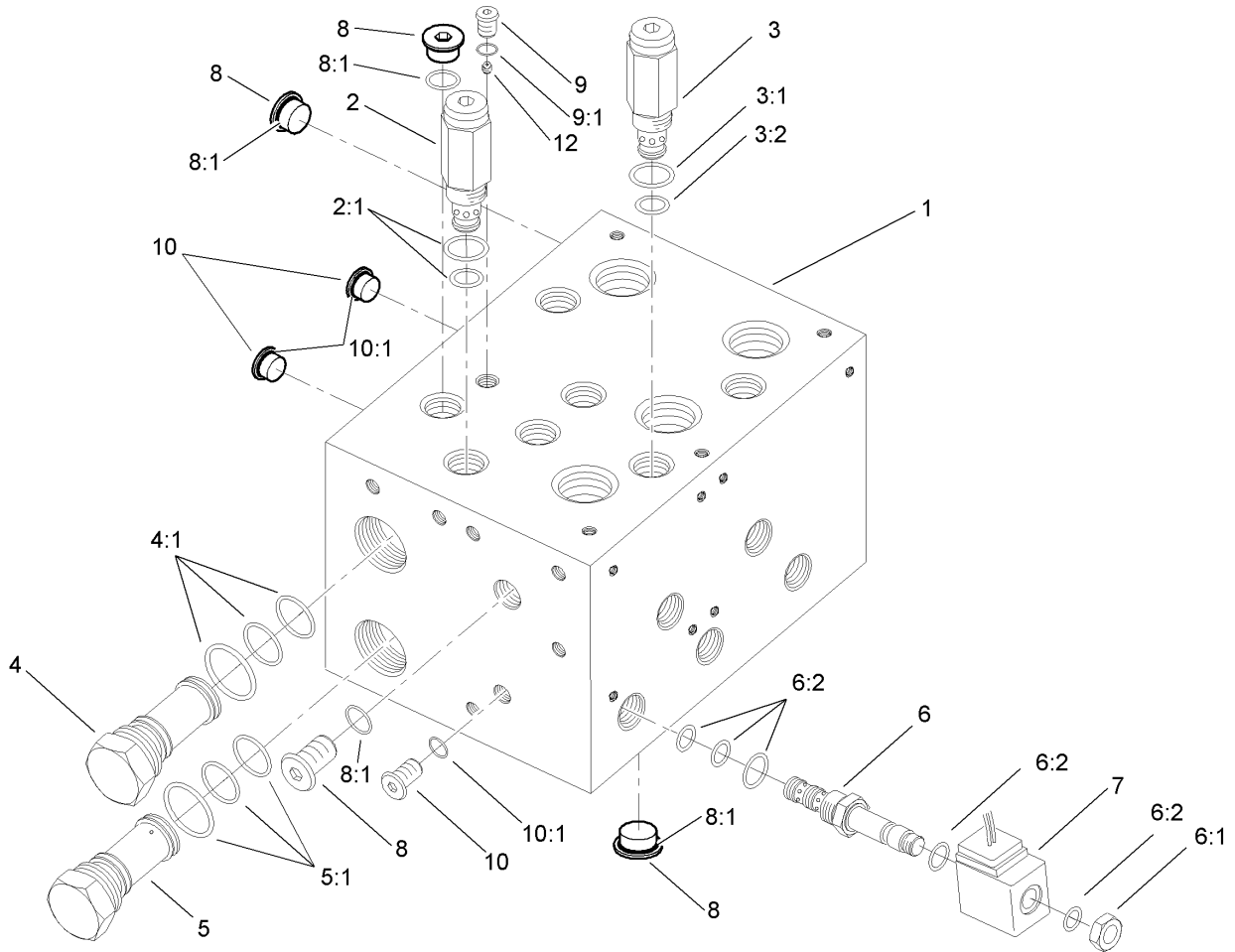
Ref	Part No.	Qty.	Description
1	95-5908	1	Manifold-Control, Deck
2	237-37	4	Bumper-Rubber
3	69-8290-03	1	Battery Base ASM
4	32149-2	3	Nut
5	2412-73	3	Clamp-R
6	69-9350-03	1	Support-Prop, Hood
7	321-3	3	Screw-HH
8	3272-6	1	Pin-Cotter
9	3234-14	2	Screw-HHF
10	95-1839	1	Cable-Negative
11	323-9	2	Screw-HH
12	3256-24	2	Washer-Flat
13	3253-21	2	Washer-Lock
14	66-2490	2	Retainer-Battery
15	98-7308	1	Positive Cable ASM
16	2412-41	1	Clamp
17	3234-17	2	Screw-HHF
18	98-3883	1	Clamp-Wire
19	80-0160-03	1	Battery Tray ASM
20	32105-13	4	Screw-SHH
21	3253-2	4	Washer-Lock/sp
22	32152-1	4	Nut-Lock, NI
23	2412-74	2	R-Clamp
24	18-2770	1	Cable-Ground

Ref	Part No.	Qty.	Description
25	3253-7	1	Washer-Lock
26	33116-020	1	Screw-HH
27	3254-2	1	Washer-Lock, Int
28	322-4	2	Screw-HH
29	32152-2	4	Nut-Hex
30	56-7974	2	Clamp-Tube
31	23-7250	1	Spacer-Idler
32	322-11	1	Screw-HH
33	69-9761	1	Coverplate
34	323-4	4	Screw-HH
35	3296-2	4	Nut-Lock
36	66-8800	2	Relay
38	98-0806	1	Tube ASM
●38:1	237-65	1	O-Ring
39	98-0805	1	Tube ASM
●39:1	237-65	1	O-Ring
40	106-0061	1	Hose ASM
41	69-6160	1	Tube ASM
●41:1	340-65	1	O-Ring
42	340-129	1	Fitting-Hyd, 90 DEG
42:1	237-146	1	O-Ring
42:2	340-65	1	O-Ring
43	340-142	1	Fitting-Hyd, 90 DEG
43:1	237-58	1	O-Ring



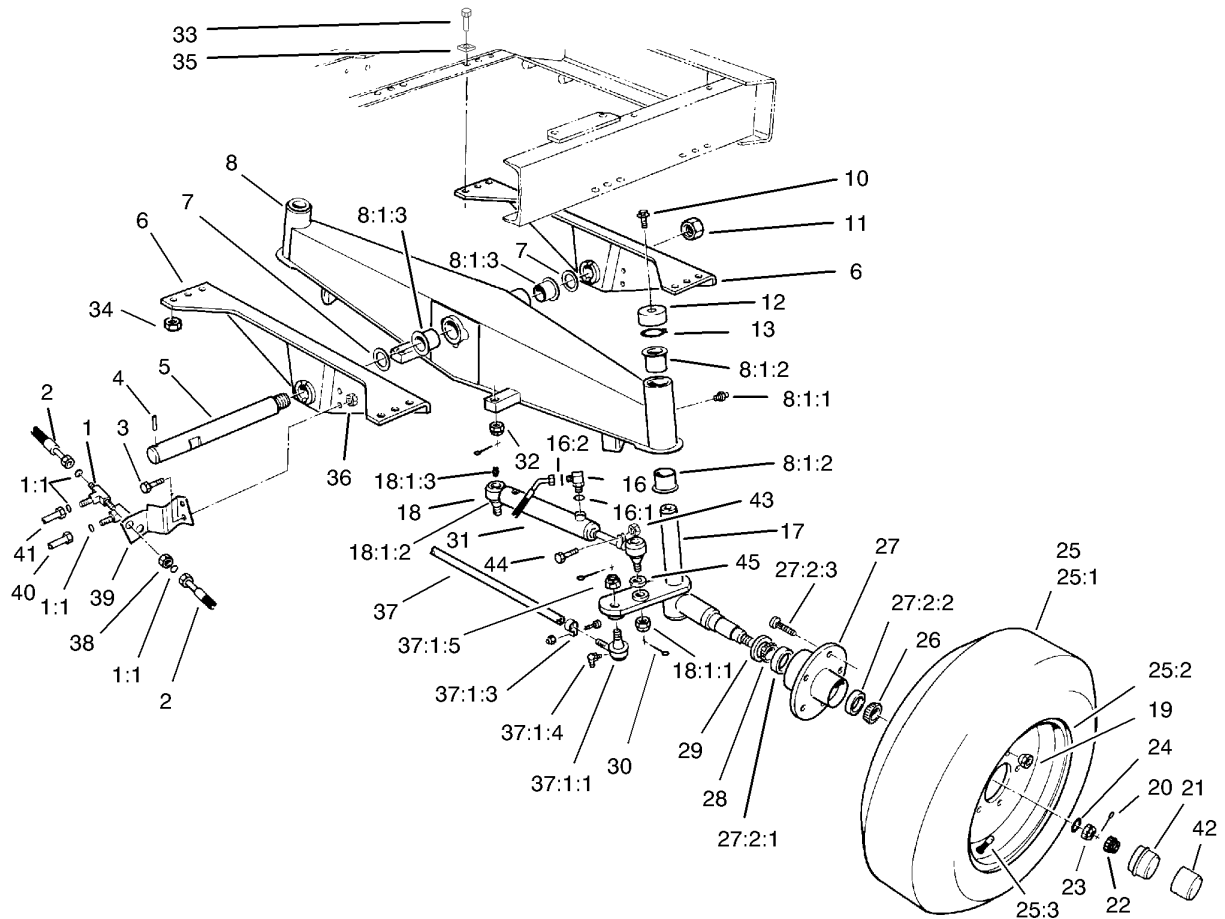
## Rear Manifold and Battery Assembly (continued)

Ref	Part No.	Qty.	Description
43:2	237-81	1	O-Ring
44	106-0059	1	Hose ASM
45	340-9	5	Fitting-Hyd, Straight
45:1	237-58	1	O-Ring
45:2	237-81	1	O-Ring
46	69-6180	1	Tube-HYD
●46:1	237-65	1	O-Ring
47	69-6170	1	Tube-HYD
●47:1	237-65	1	O-Ring
48	100-5530	2	Fitting-Hyd, 45 DEG
48:1	237-58	1	O-Ring
48:2	237-81	1	O-Ring
49	69-9120-03	1	Prop-Hood
50	323-4	4	Screw-HH
51	3255-8	1	Washer-Lock
52	33014-00	1	Nut-Hex



## Deck Manifold Assembly No. 95-5908

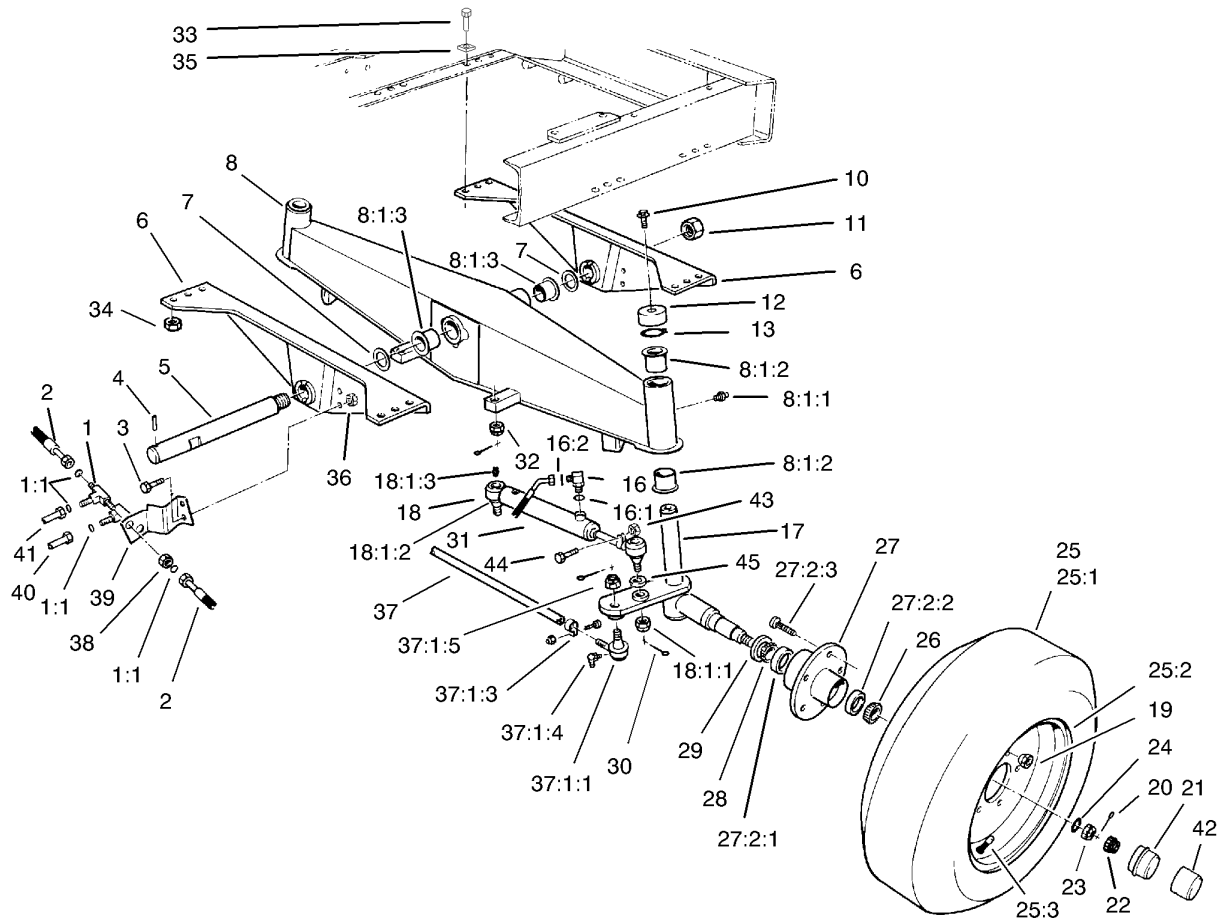
Ref	Part No.	Qty.	Description
1		1	Body-Manifold
2	95-5640	3	Valve-Relief
2:1	95-5645	1	Seal Kit
3	95-5635	3	Valve-Relief
3:1		1	O-Ring
3:2		1	O-Ring
4	95-5636	3	Cartridge-Logic, Spool
4:1	95-5644	1	Seal Kit
5	95-5637	3	Cartridge-Logic, Spool
5:1	95-5644	1	Seal Kit
6	95-5639	3	Valve-Solenoid
6:1	3219-10	1	Nut-Hex
6:2	95-5643	1	Seal Kit
7	88-9190	3	Solenoid Coil Kit
8	353-988	4	Plug-Hex, Hollow
8:1	237-79	1	O-Ring
9	353-989	1	Plug-Hex, Hollow
9:1	237-42	1	O-Ring
10	353-990	1	Plug
10:1	237-78	1	O-Ring
11		30	Plug (7 Mm)
12	69-4220	1	Plug-Orifice

## Rear Axle Assembly

Ref	Part No.	Qty.	Description
1	340-68	2	Fitting-Tee, Bulkhead
1:1	237-22	3	O-Ring
2	69-5510	4	Hose ASM
3	323-6	2	Screw-HH
4	32121-110	1	Pin-Roll, Slotted
5	71-2590	1	Shaft-Pivot
6	69-7960-01	2	Support-Axle
7	98-1452	2	Washer-Thrust
8	100-3364-01	1	Rear Axle ASM
8:1:1	302-5	3	Fitting-Grease
8:1:2	100-2506	4	Bushing-Castor
8:1:3	69-6470	2	Bushing-Castor
10	3234-12	2	Screw-HHF
11	3296-68	1	Nut-Lock, NI
12	100-3362	2	Cap-Spindle
13	100-4196	2	Ring-Retaining
16	340-132	4	Fitting-Hyd, 90 DEG
16:1	237-78	1	O-Ring
16:2	237-21	1	O-Ring
17	100-3359-03	1	Spindle-Wheel, RH
17	100-3358-03	1	Spindle-Wheel, LH
18	106-6895-03	2	Ball Joint ASM
18:1:1	32136-13	1	Nut-SHH
18:1:2	106-6896	1	Seal

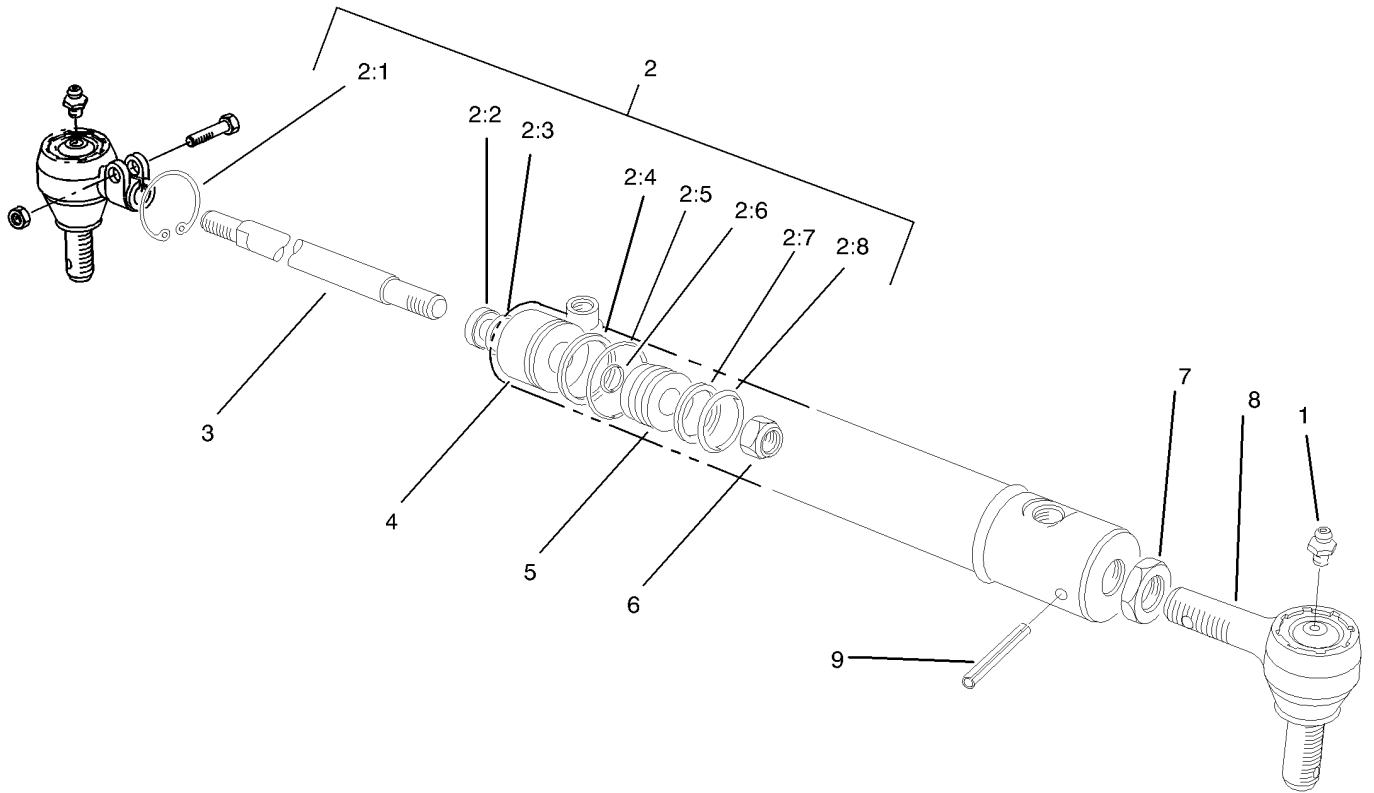
Ref	Part No.	Qty.	Description
18:1:3	302-5	1	Fitting-Grease
19	23-7270	10	Nut-Wheel
20	3272-13	2	Pin-Cotter
21	100-3769	2	Protector-Bearing
22	93-0307	2	Nut-Lock, Retainer
23	3220-7	2	Nut-Jam
24	93-0309	2	Washer-Tab
25	69-9870	2	Wheel And Tire ASM
25:1	69-9880	1	Tire
25:2	217-116	1	Wheel
25:3	232-27	1	Stem-Valve
26	254-92	2	Cone-Bearing, Outer
27	69-2960-03	2	Hub ASM
27:2:1	254-107	1	Cup-Bearing, Tapered
27:2:2	254-72	1	Bearing-Cup, Tapered
27:2:3	69-2990	5	Stud-Wheel
28	254-106	2	Cone-Bearing, Tapered
29	69-2980	2	Seal
30	3272-12	6	Pin-Cotter
31	98-0661	2	Cylinder-Steering
32	32136-13	2	Nut-SHH
33	100-6116	12	Screw-HHF
34	32128-23	12	Nut-HF
35	3290-216	12	Washer



## Rear Axle Assembly (continued)

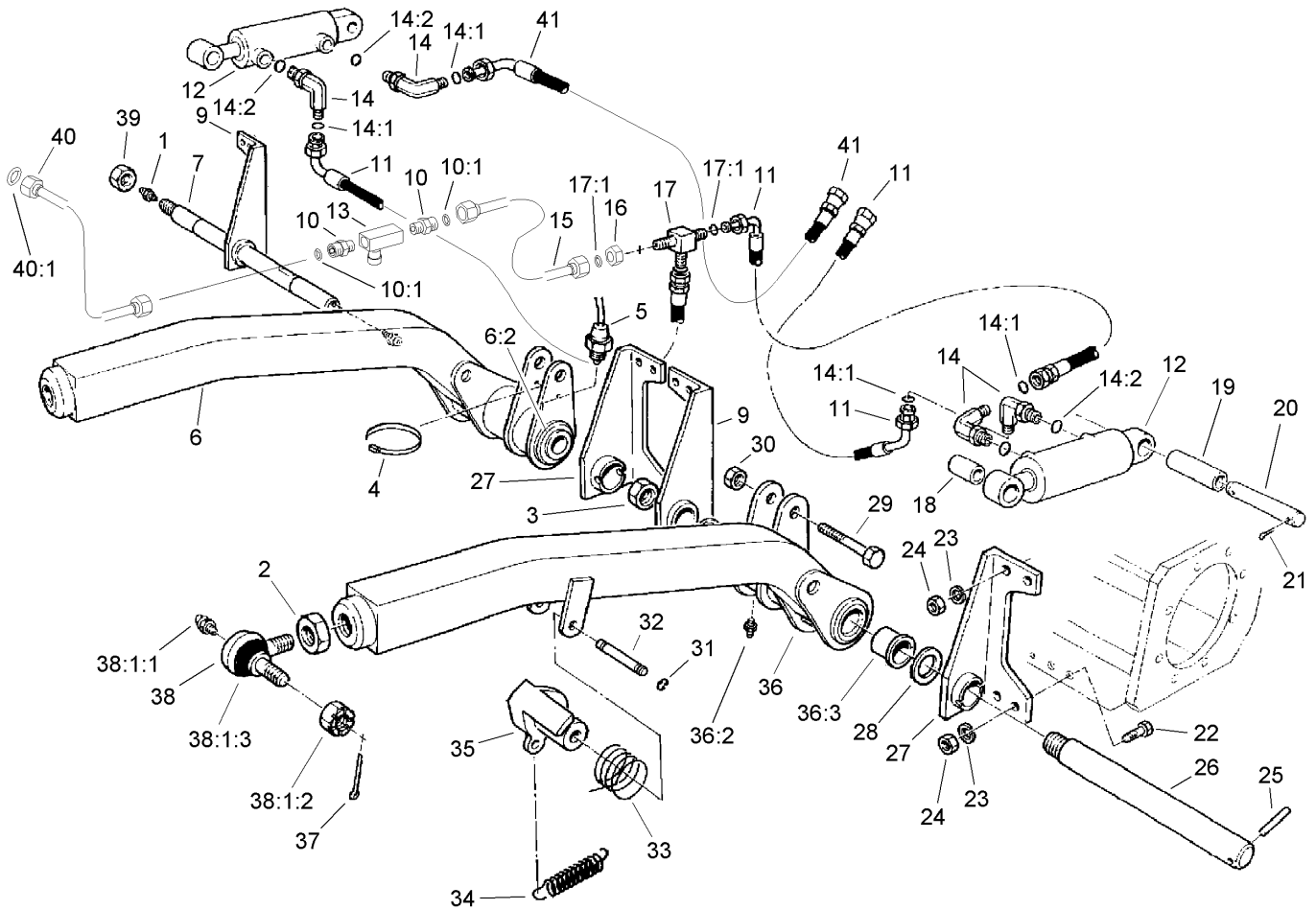
Ref	Part No.	Qty.	Description
36	32152-2	2	Nut-Hex
37	3-3710-01	1	Tie Rod ASM
37:1:1	2116-4	1	End-Rod, Tie
37:1:2	2116-3	1	End-Rod, Tie
37:1:3	2412-7	2	Clamp ASM
37:1:4	302-33	2	Fitting-Grease
37:1:5	32136-2	2	Nut-SHH
38	340-70	2	Nut-Lock
39	95-6487-03	1	Bracket-Hose
40	69-6010	1	Tube-HYD
41	69-6020	1	Tube-HYD
42	100-3809	2	Cap-Protector, Bearing
43	32152-5	2	Nut-Conelock
44	3210-7	2	Screw-HH
45	3256-6	6	Washer-Flat

--	--	--	--



## Hydraulic Cylinder Assembly No. 98-0661

Ref	Part No.	Qty.	Description
1	302-5	1	Fitting-Grease
2	98-0667	1	Repair Kit
2:1		1	Ring-Retaining
2:2		1	Wiper-Rod
2:3		1	Seal-U Cup
2:4		1	Ring-Back Up
2:5		1	O-Ring
2:6		1	O-Ring
2:7		1	Ring-Piston
2:8		1	O-Ring
3		1	Rod-Piston
4		1	Ring-Head
5		1	Piston
6		1	Nut-Lock
7	69-1980	1	Nut-Jam
8	69-1970	1	Joint-Ball
9	32121-34	1	Pin-Roll

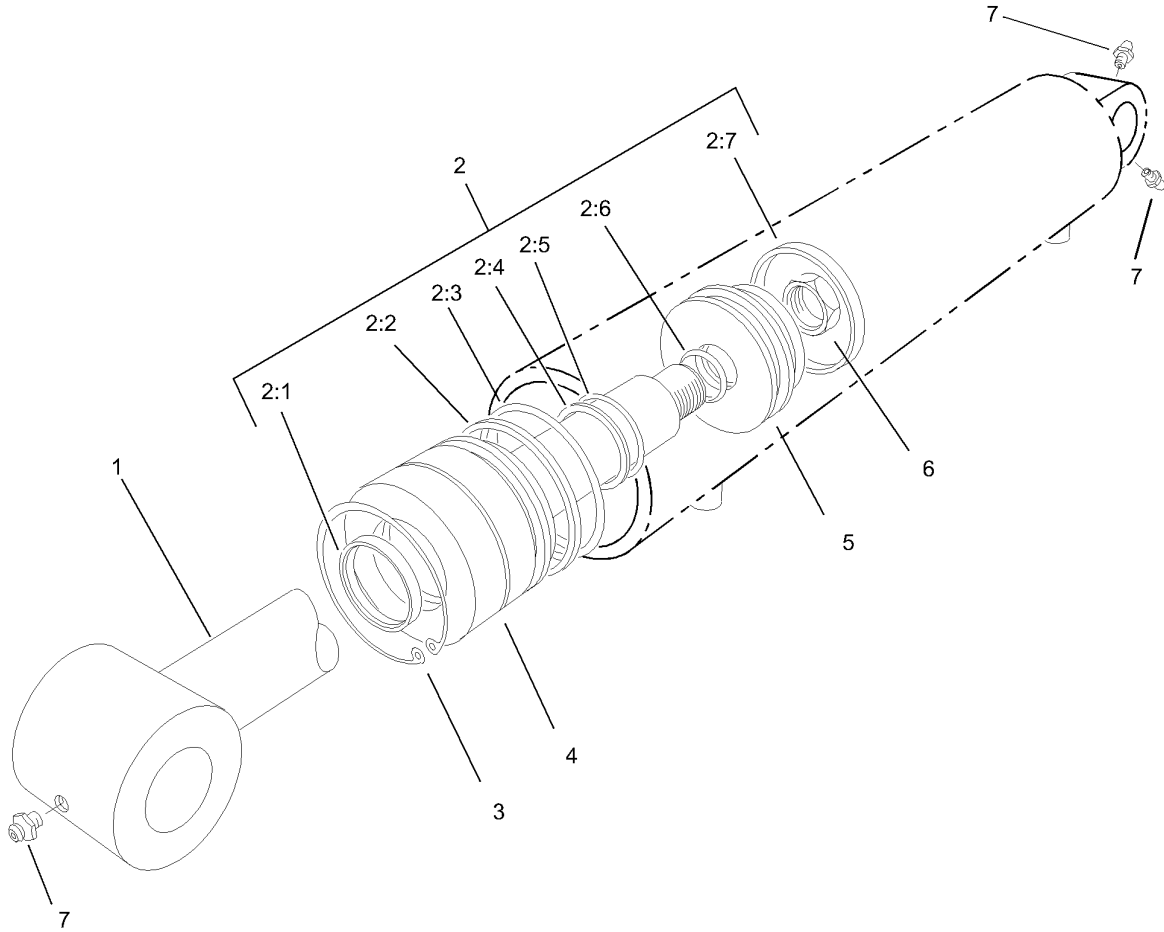


## Front Deck Lift Assembly

Ref	Part No.	Qty.	Description
1	302-2	2	Fitting-Grease
2	21-3000-01	2	Nut-Jam, Push Arm
3	3296-68	2	Nut-Lock, NI
4	3290-378	1	Tie-Cable
5	72-4310	1	Switch-Ball
6	69-9570	1	RH Front Lift Arm ASM
6:2	69-6470	2	Bushing-Castor
7	71-2570	1	Shaft-Pivot
9	69-7940-01	2	Support-Lift Arm, RH
10	340-57	2	Fitting-HYD
10:1	237-22	1	O-Ring
11	69-5440	3	Hose ASM
12	92-4971	2	Cylinder-HYD
13	93-1397	1	Valve-Control, Flow
14	340-77	4	Fitting-Hyd, 90 DEG
14:1	237-22	1	O-Ring
14:2	237-42	1	O-Ring
15	93-7427	1	Tube ASM
16	340-70	1	Nut-Lock
17	340-68	1	Fitting-Tee, Bulkhead
17:1	237-22	3	O-Ring
18	98-7346	2	Spacer
19	20-4360-03	2	Spacer
20	69-9180	2	Pin-Cylinder

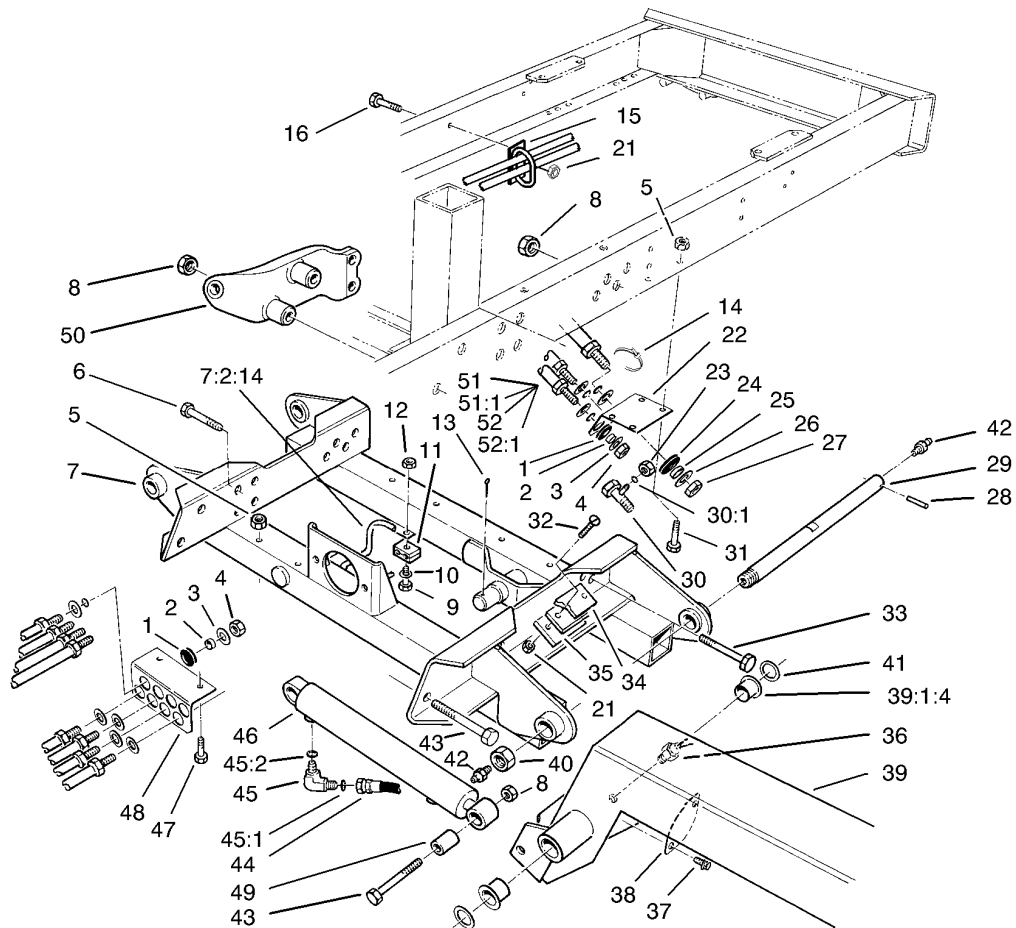
Ref	Part No.	Qty.	Description
21	3272-23	4	Pin-Cotter
22	325-6	12	Screw-HH
23	3253-7	16	Washer-Lock
24	3217-9	16	Nut-Hex
25	32121-110	2	Pin-Roll, Slotted
26	71-2590	1	Shaft-Pivot
27	69-7920-01	2	Support-Lift Arm, LH
28	98-1452	2	Washer-Thrust
29	328-5	2	Screw-HH
30	32128-45	2	Locknut-Flange
31	32120-47	2	Ring-Retaining, External
32	92-4806	1	Pin-Latch
33	69-8470-03	1	Spring-Torsion
34	76-1670-03	1	Spring-Extension
35	69-1540-03	1	Pivot-Spring, Torsion
36	69-9580	1	LH Front Lift Arm ASM
36:2	302-5	1	Fitting-Grease
36:3	69-6470	2	Bushing-Castor
37	3272-12	2	Pin-Cotter
38	86-8100-01	2	Joint-Ball
38:1:1	302-5	1	Fitting-Grease
38:1:2	32136-2	1	Nut-SHH
38:1:3	105-7835	1	Seal
39	3296-68	2	Nut-Lock, NI





## Hydraulic Cylinder Assembly No. 92-4971

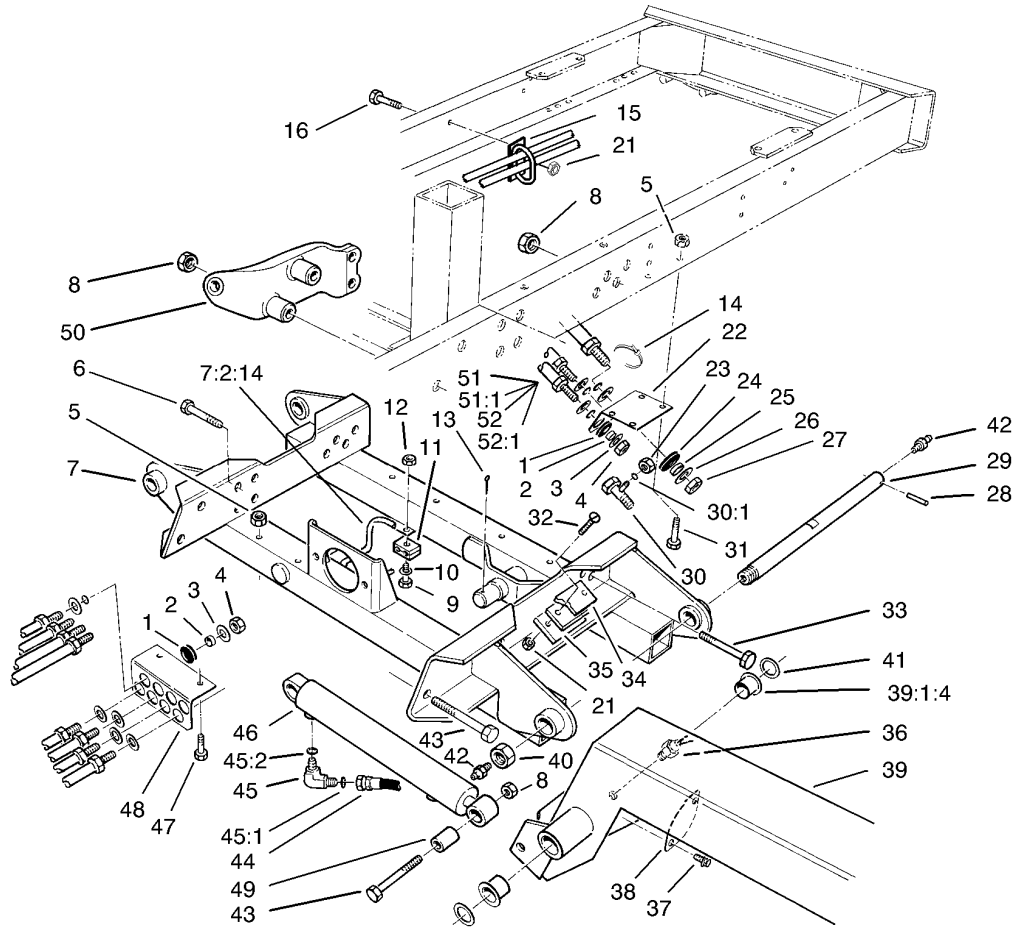
Ref	Part No.	Qty.	Description				
②1		1	Shaft				
2	86-7350	1	Repair Kit				
②2:1		1	Seal-Rod				
②2:2		1	Ring-Backup				
②2:3		1	O-Ring				
②2:4		1	Ring-Wear				
②2:5		1	Wiper-Dust				
②2:6		1	O-Ring				
②2:7		1	Ring-Wear				
3	61-4990	1	Ring-Retaining				
②4		1	Head				
②5		1	Piston				
②6		1	Nut				
7	302-5	3	Fitting-Grease				



## Wing Deck Lift Assembly

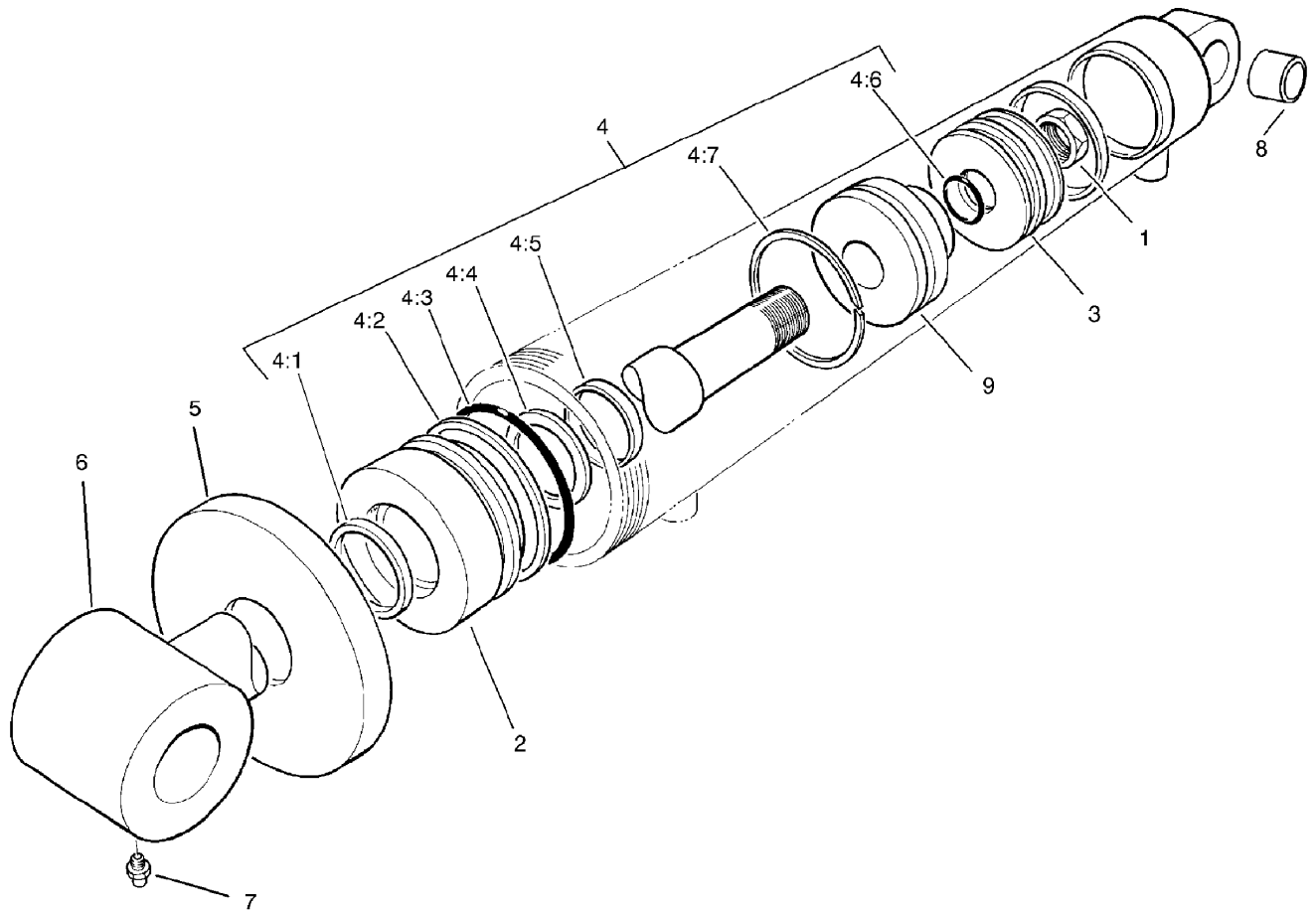
Ref	Part No.	Qty.	Description
1	240-4	10	Grommet-Rubber
2	69-8970	10	Spacer
3	69-8940	20	Washer
4	340-70	10	Nut-Lock
5	32152-2	2	Nut-Hex
6	328-24	4	Screw-HH
7	69-4400-01	1	Carrier-Deck, Wing
7:2:14	85-6270	1	Guard-Shaft, Drive
8	32128-45	22	Locknut-Flange
9	321-9	3	Screw-HH
10	3256-56	3	Washer-Flat
11	56-7973	6	Clamp-Tube
12	32152-4	3	Nut-Hex
13	3272-33	2	Pin-Cotter
14	3290-378	15	Tie-Cable
15	104-0028	2	Guide-Hose
16	322-4	2	Screw-HH
21	104-8300	2	Nut-Flange, NI
22	69-9450-03	1	Bracket-Hose, LH Wing
22	69-9460-03	1	Bracket-Hose, RH Wing
23	340-117	2	Cap
24	240-3	4	Grommet-Rubber
25	69-9000	4	Spacer
26	69-9010	8	Washer

Ref	Part No.	Qty.	Description
27	340-74	4	Locknut-Bulkhead
28	32121-110	2	Pin-Roll, Slotted
29	99-5917	2	Shaft-Pivot, Lift Arm
30	340-115	2	Fitting-Tee
30:1	237-22	2	O-Ring
31	323-6	4	Screw-HH
32	32108-103	4	Screw-FH
33	328-26	12	Screw-HH
34	69-9300	2	Pad-Bumper
35	93-9922	2	Spacer
36	72-4310	2	Switch-Ball
37	32144-11	4	Screw-TAP
38	39-7650-01	2	Cover
39	93-9925-01	1	Arm-Lift, RH
39	93-9926-01	1	Arm-Lift, LH
39:1:4	69-6470	4	Bushing-Castor
40	3296-68	2	Nut-Lock, NI
41	98-1452	4	Washer-Thrust
42	302-2	4	Fitting-Grease
43	328-8	6	Screw-HH
44	69-5490	4	Hose ASM
45	340-77	4	Fitting-Hyd, 90 DEG
45:1	237-22	1	O-Ring
45:2	237-42	1	O-Ring



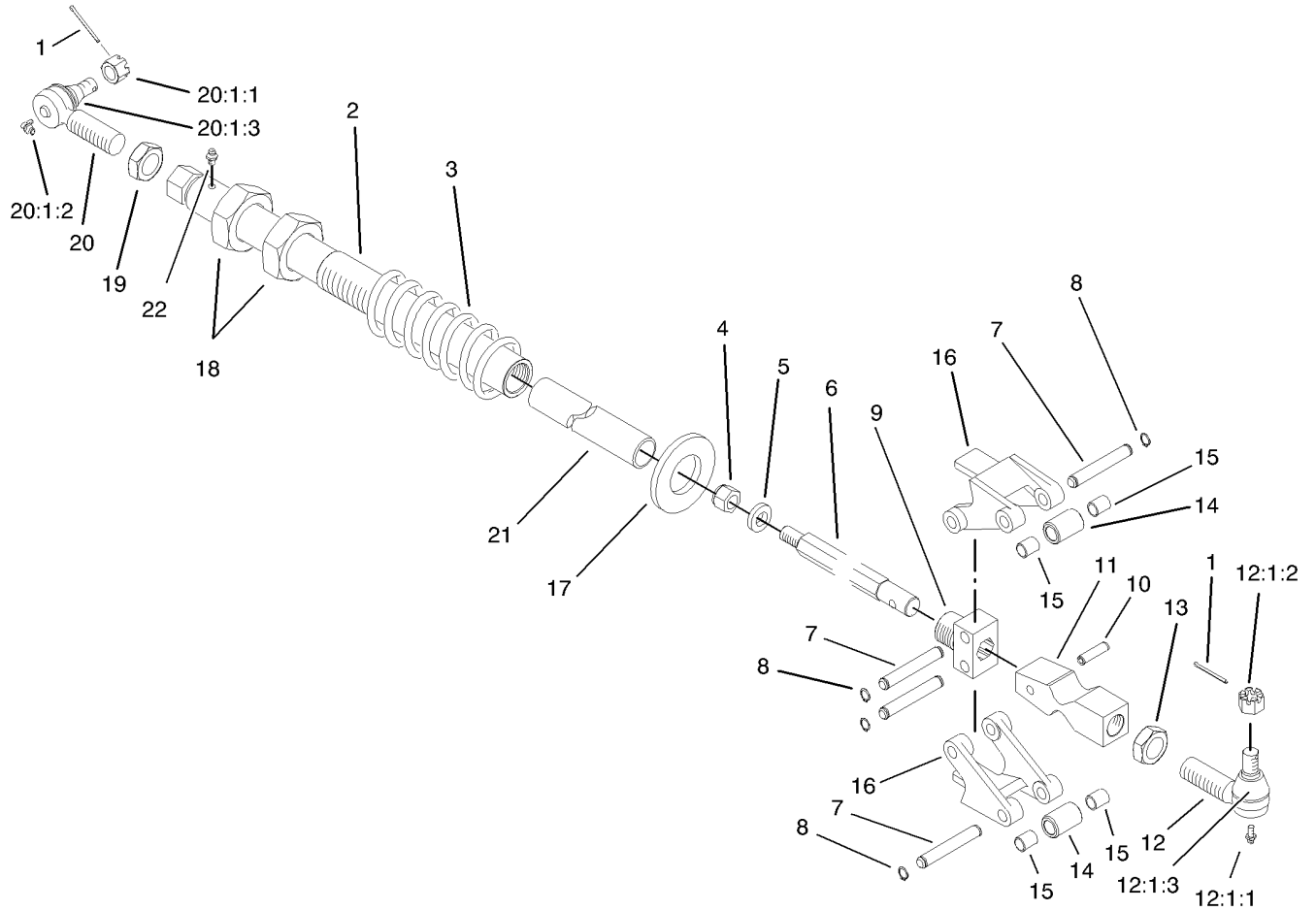
### Wing Deck Lift Assembly (continued)

Ref	Part No.	Qty.	Description
46	74-2170	2	Cylinder-HYD
47	323-15	2	Screw-HH
48	74-2680-03	1	Bracket-Bulkhead
49	98-7346	2	Spacer
50	69-1600-03	1	Anchor-RH
50	69-1580-03	1	Anchor-LH
51	69-5970	1	Tube-HYD
51:1	237-22	1	O-Ring
52	95-6498	1	Tube-HYD
52:1	237-22	1	O-Ring



### Hydraulic Cylinder Assembly No. 74-2170

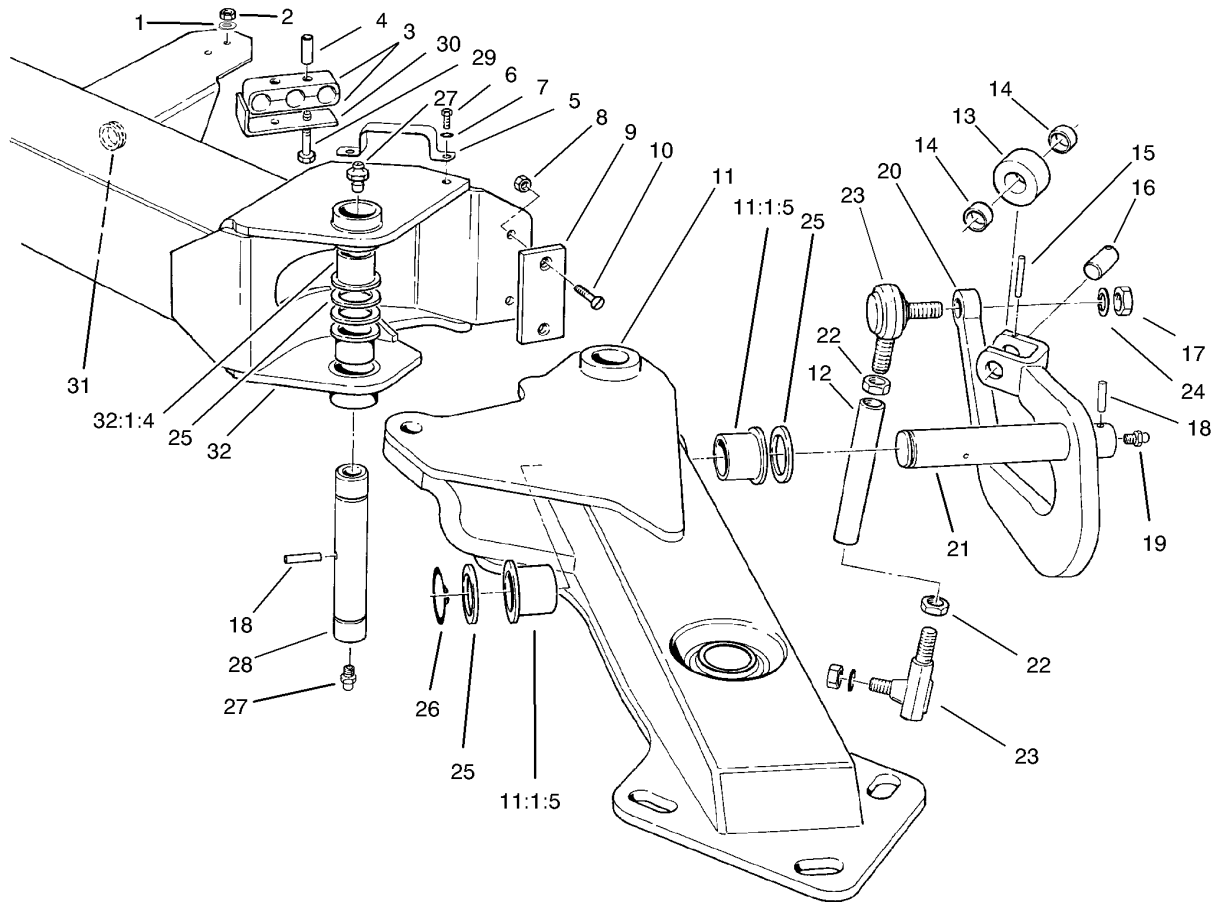
Ref	Part No.	Qty.	Description
1		1	Nut
2		1	Head
3		1	Piston
4	86-7350	1	Repair Kit
4:1		1	Seal-Rod
4:2		1	Ring-Backup
4:3		1	O-Ring
4:4		1	Ring-Wear
4:5		1	Wiper-Dust
4:6		1	O-Ring
4:7		1	Ring-Wear
5		1	Collar
6		1	Shaft
7	302-5	2	Fitting-Grease
8	95-1597	1	Bushing
9		1	Cushion



### Wing Deck Latch Assembly

Ref	Part No.	Qty.	Description
1	3272-12	4	Pin-Cotter
2	69-7210-03	2	Tube-Latch ASM
3	69-8480-03	2	Spring-Compression
4	3296-41	2	Nut-Lock NI
5	71-2550	2	Washer-Shaft, Latch
6	69-9680	2	Shaft-Latch
7	92-4806	8	Pin-Latch
8	32120-47	16	Ring-Retaining, External
9	92-4804	2	Block-Latch, Pivot
10	32121-49	2	Pin-Roll
11	92-4805	2	Cam-Trip, Spring
12	86-8100-01	2	Joint-Ball
12:1:1	302-5	1	Fitting-Grease
12:1:2	32136-2	1	Nut-SHH
12:1:3	105-7835	1	Seal
13	21-3000-01	2	Nut-Jam, Push Arm
14	92-4094	4	Roller-Latch
15	256-172	8	Bushing
16	69-1630-03	4	Arm-Pivot
17	69-9100	2	Washer-Latch
18	3220-22	4	Nut-Jam
19	21-3001-03	2	Nut-Jam, Push Arm
20	86-8101-03	2	Joint-Ball, LH
20:1:1	32136-2	1	Nut-SHH

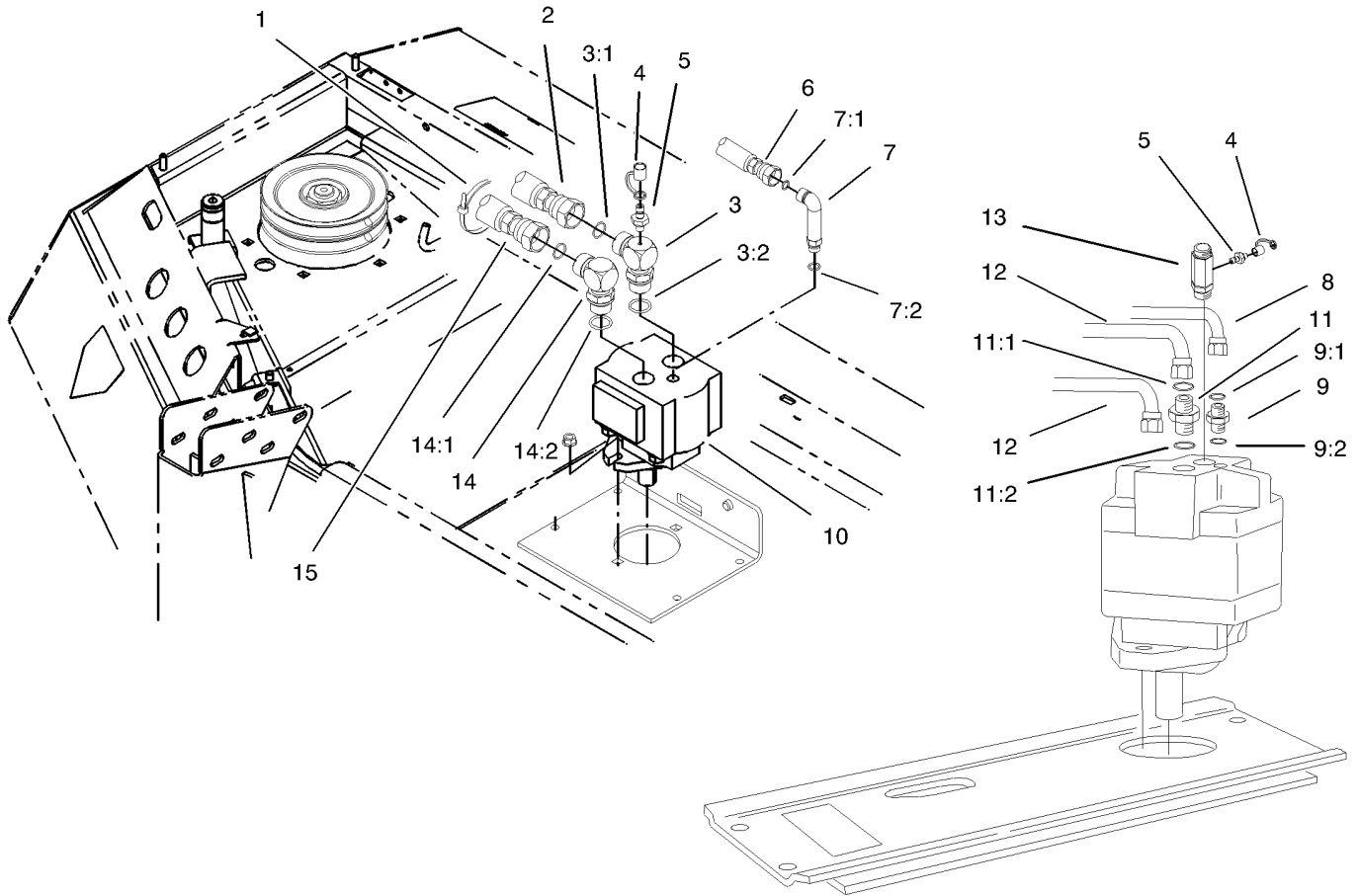
Ref	Part No.	Qty.	Description
20:1:2	302-40	1	Fitting-Grease
20:1:3	105-7835	1	Seal
21	106-0310	2	Spacer-Plastic
22	302-19	2	Fitting-Grease



## Outer Wing Deck Lift Assembly

Ref	Part No.	Qty.	Description
1	3256-22	4	Washer-Flat
2	32128-32	4	Nut-HHF
3	74-2710	4	Clamp-Hose
4	74-2730	4	Tube
5	93-9928	2	Clamp-Hose
6	322-3	4	Screw-HH
7	3253-4	4	Washer-Lock
8	104-8300	4	Nut-Flange, NI
9	69-9300	2	Pad-Bumper
10	32108-103	4	Screw-FH
11	93-9942-01	1	Arm-Outer Lift, LH
11	93-9941-01	1	Arm-Outer Lift, RH
11:1:5	69-6470	2	Bushing-Castor
12	71-2600	2	Tube-Antisway
13	69-9240	2	Roller-Cam
14	256-76	4	Bushing
15	32121-34	2	Pin-Roll
16	69-9250	2	Pin-Roller
17	3219-7	4	Nut-Hex
18	32121-110	4	Pin-Roll, Slotted
19	302-5	2	Fitting-Grease
20	98-3312-01	1	Arm-Anti-Sway, RH ASM
20	98-3311-01	1	Arm-Anti Sway, LH ASM
21	82-7900	2	Arm-Shaft

Ref	Part No.	Qty.	Description
22	3220-7	4	Nut-Jam
23	2411-40	4	End-Rod
24	3253-9	4	Washer-Lock/sp
25	98-1452	12	Washer-Thrust
26	32151-10	2	Ring-Snap
27	302-2	4	Fitting-Grease
28	71-2620	2	Shaft-Elbow, Lift Arm
29	321-15	4	Screw-HH
30	94-6772-01	2	Retainer
31	93-9912	2	Grommet
32	93-9926-01	1	Arm-Lift, LH
32	93-9925-01	1	Arm-Lift, RH
32:1:4	69-6470	4	Bushing-Castor

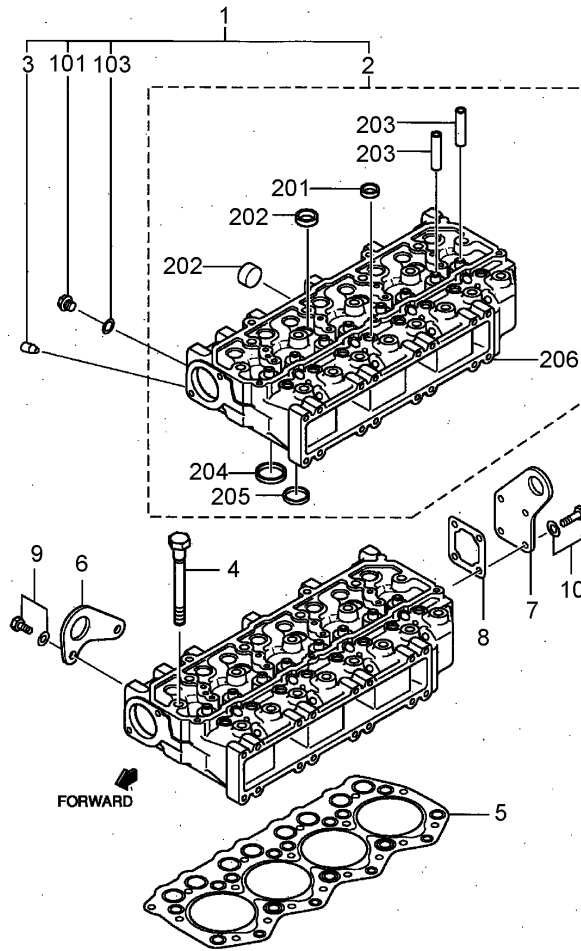


## Deck Motor Assembly

Ref	Part No.	Qty.	Description
1	3290-378	2	Tie-Cable
2	106-0079	1	HYD Hose ASM
3	99-4444	1	Fitting-HYD
3:1	237-58	1	O-Ring
3:2	237-81	1	O-Ring
4	354-79	3	Cap-Dust
5	99-4443	3	Fitting
6	76-2770	1	Hose ASM
7	69-4320	1	Fitting-90 DEG
7:1	237-22	1	O-Ring
7:2	237-42	1	O-Ring
8	93-9917	2	HYD Hose ASM
9	340-2	2	Fitting-Hyd, Straight
9:1	237-22	1	O-Ring
9:2	237-42	1	O-Ring
10	94-4907	3	Motor-HYD
11	340-8	2	Adapter
11:1	237-65	1	O-Ring
11:2	237-81	1	O-Ring
12	93-9918	4	HYD Hose ASM
13	99-4442	2	Fitting
14	95-1692	1	Fitting
14:1	237-58	1	O-Ring
14:2	237-81	1	O-Ring

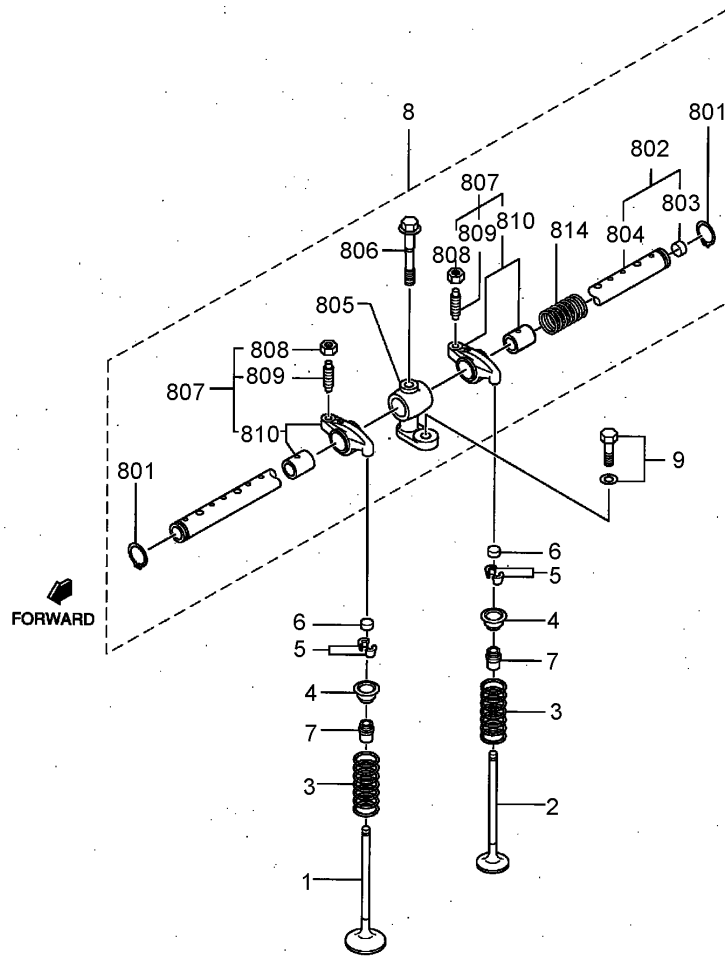
Ref	Part No.	Qty.	Description
15	106-0078	1	HYD Hose ASM





## Cylinder Head Assembly

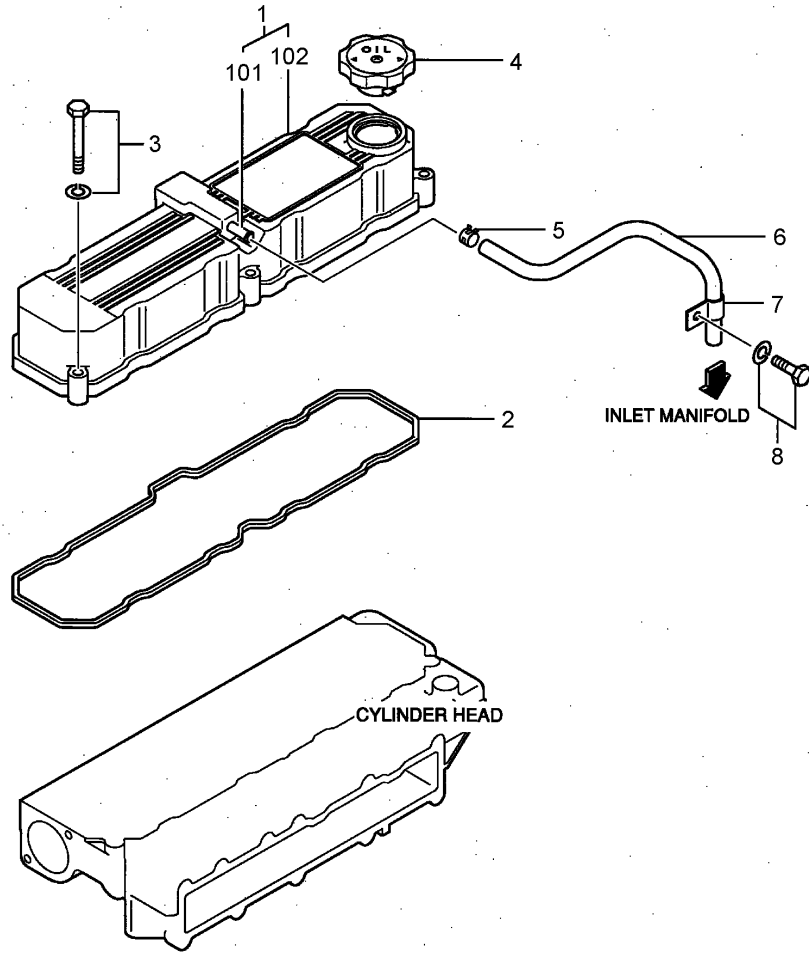
Ref	Part No.	Qty.	Description				
1	107-4801	1	Cylinder Head ASM				
2		1	Cylinder Head Sub ASM				
3		1	Plug				
4	99-1806	17	Bolt-Head, Cylinder				
5	99-1807	1	Gasket-Head, Cylinder				
6		1	Eye-Lifting				
7	99-1808	1	Eye-Lifting, Head Rear				
8	99-1809	1	Gasket-Head, Rear				
9	99-1810	2	Bolt W/washer				
10	99-1811	4	Bolt W/washer				
101	99-1812	1	Plug-Drain				
103	99-1813	1	Gasket				
201	107-4802	12	Cap-Sealing				
202	107-4803	7	Cap-Sealing				
203	99-1803	8	Guide-Valve				
204	99-1804	4	Seat-Valve, In				
205	99-1805	4	Seat-Valve, Ex				
206		1	Head-Cylinder				



### Valve Mechanism Assembly

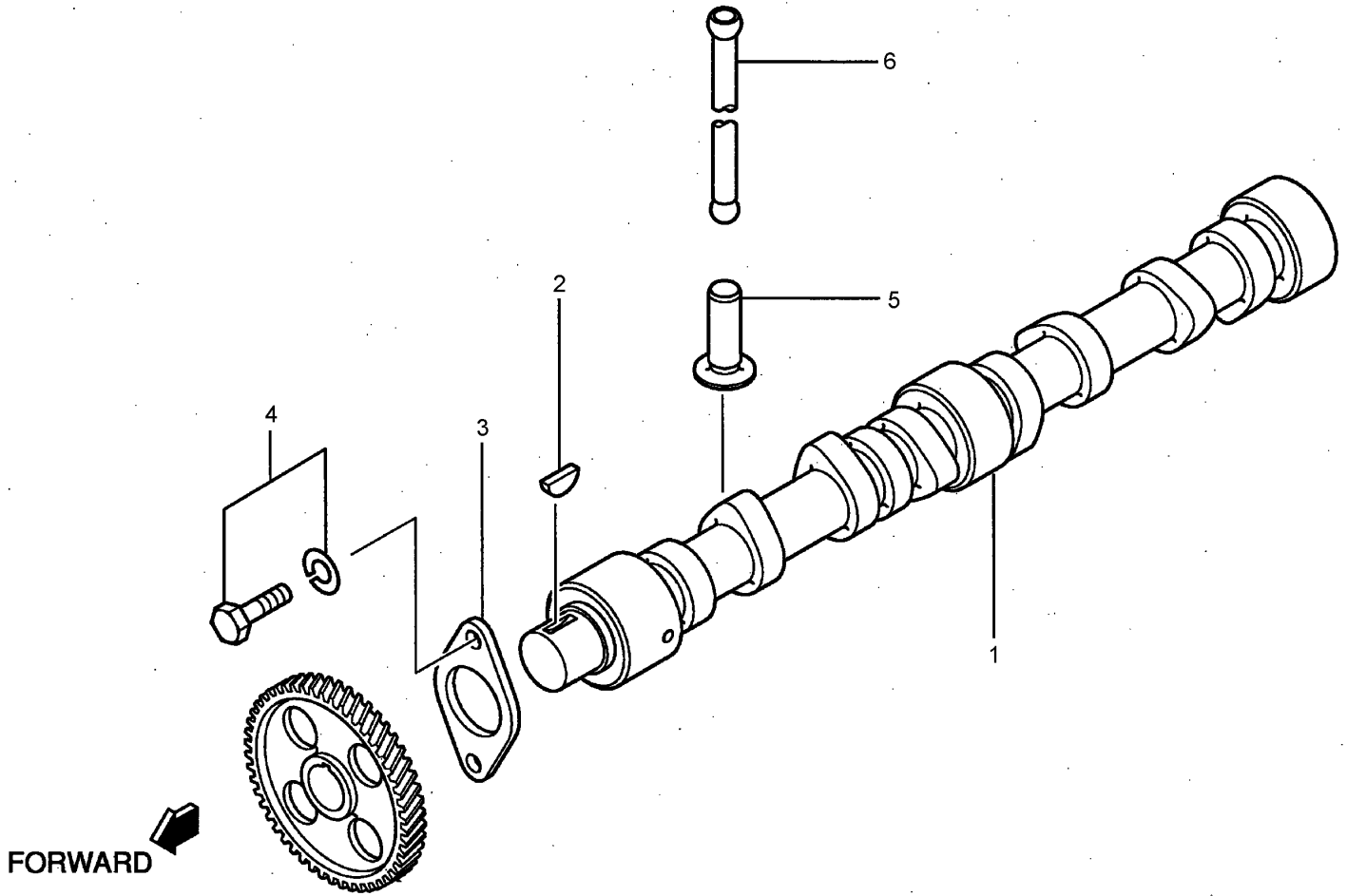
Ref	Part No.	Qty.	Description
1	99-1814	4	Valve-Inlet
2	99-1815	4	Valve-Exhaust
3	51-5320	8	Spring
4	99-1816	8	Retainer-Upper
5	60-7420	16	Valve-Cotter
6	51-5280	8	Cap
7	99-1817	8	Seal-Stem, Valve
8	107-4804	1	Rocker & Shaft ASM
9	99-1825	4	Bolt W/washer
801	42-7990	2	Ring-Snap
802	99-1821	1	Rocker Shaft ASM
803	107-4805	2	Cap-Sealing
804		1	Shaft-Rocker
805	99-1823	4	Bracket-Shaft, Rocker
806	99-1824	4	Bolt-Bracket, Rocker
807	107-4806	8	Rocker ASM
808	70-2970	8	Nut
809	93-3401	8	Rocker Screw ASM
810		8	Rocker & Bushing
814	107-4807	3	Spring-Rocker

--	--	--	--



## Rocker Cover and Breather Assembly

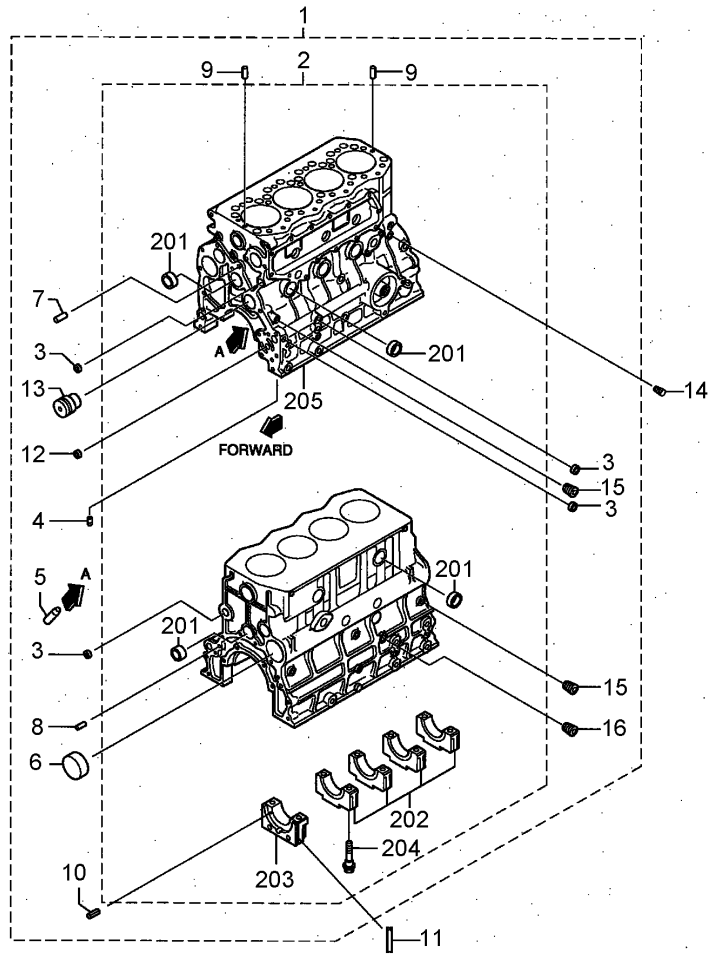
Ref	Part No.	Qty.	Description
1	99-1826	1	Rocker Cover ASM
2	99-1827	1	Gasket-Rocker
3	99-1828	5	Bolt W/washer
4	42-7420	1	Cap-Filler
5	99-1833	1	Clip-Hose
6	99-1834	1	Hose-Breather
7	99-1835	1	Clip
8	99-1836	1	Bolt W/washer
②101		1	Pipe
②102		1	Cover-Rocker



### Camshaft Assembly

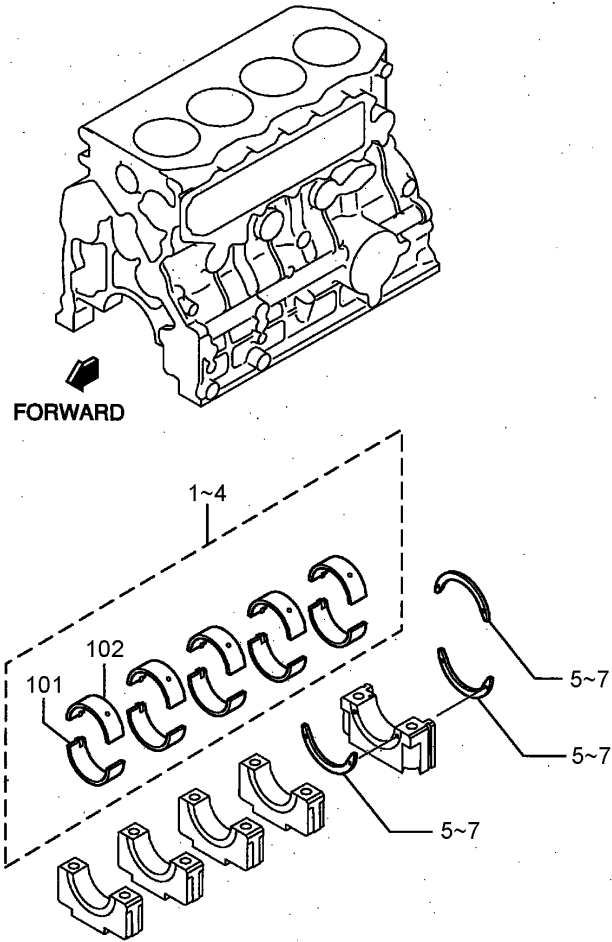
Ref	Part No.	Qty.	Description
1	99-1829	1	Camshaft
2	51-5460	1	Key
3	51-5470	1	Plate
4	99-1810	2	Bolt W/washer
5	99-1831	8	Tappet
6	99-1832	8	Rod-Push

--	--	--	--



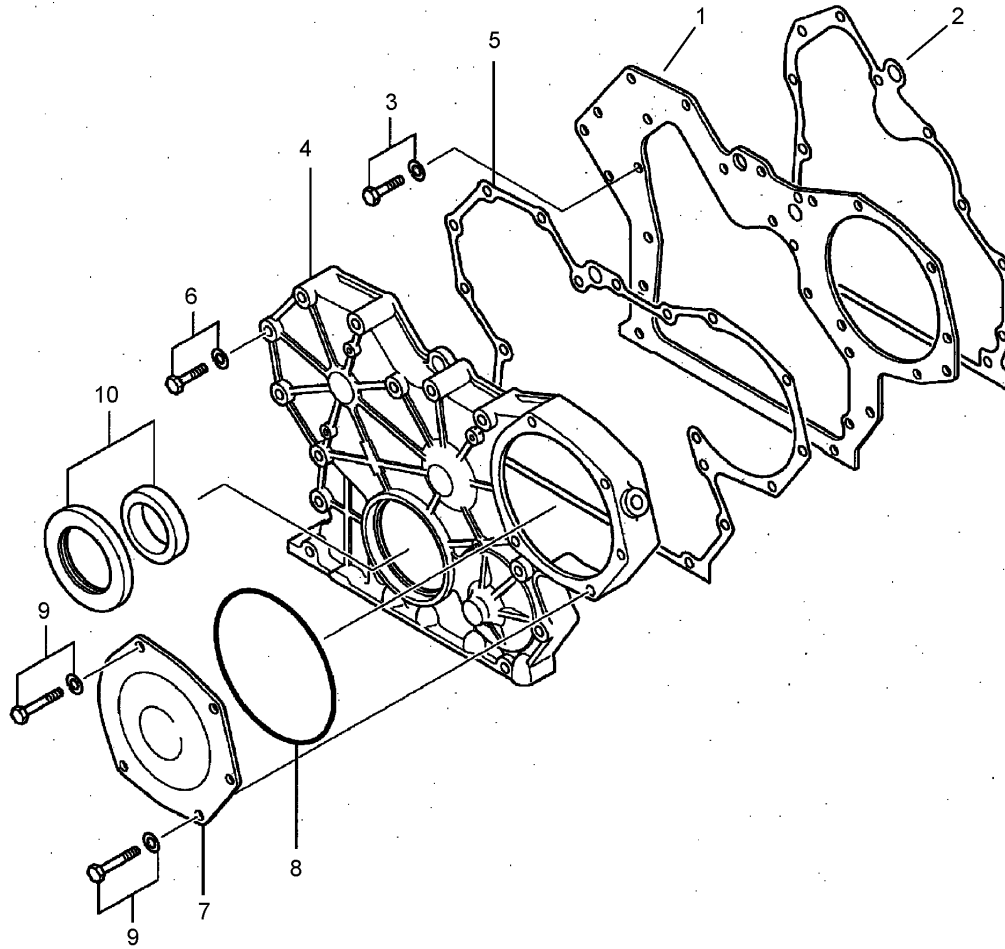
## Crankcase Assembly

Ref	Part No.	Qty.	Description			
1	99-1837	1	Crankcase ASM			
2		1	Crankcase Sub ASM			
3	70-3370	6	Cap			
4		3	Plug			
5	107-4809	4	Pipe-Jet, Oil			
6	99-1840	1	Plug-Cam			
7	99-1841	2	Pin-Dowel			
8	70-3000	2	Pin			
9	93-3365	2	Pin-Dowel			
10	99-1842	6	Pin-Spring			
11	99-1853	2	Seal-Side			
12	107-4810	1	Bushing			
13	99-1844	1	Shaft-Idler			
14	56-0100	1	Plug-Drain			
15	86-6240	5	Plug-Tapered			
16	99-1845	1	Plug-Taper			
201	107-4808	10	Cap-Sealing			
202		4	Cap-Metal			
203		1	Cap-Metal, Rear			
204	99-1838	10	Bolt-Cap, Bearing			
205		1	Crankcase			



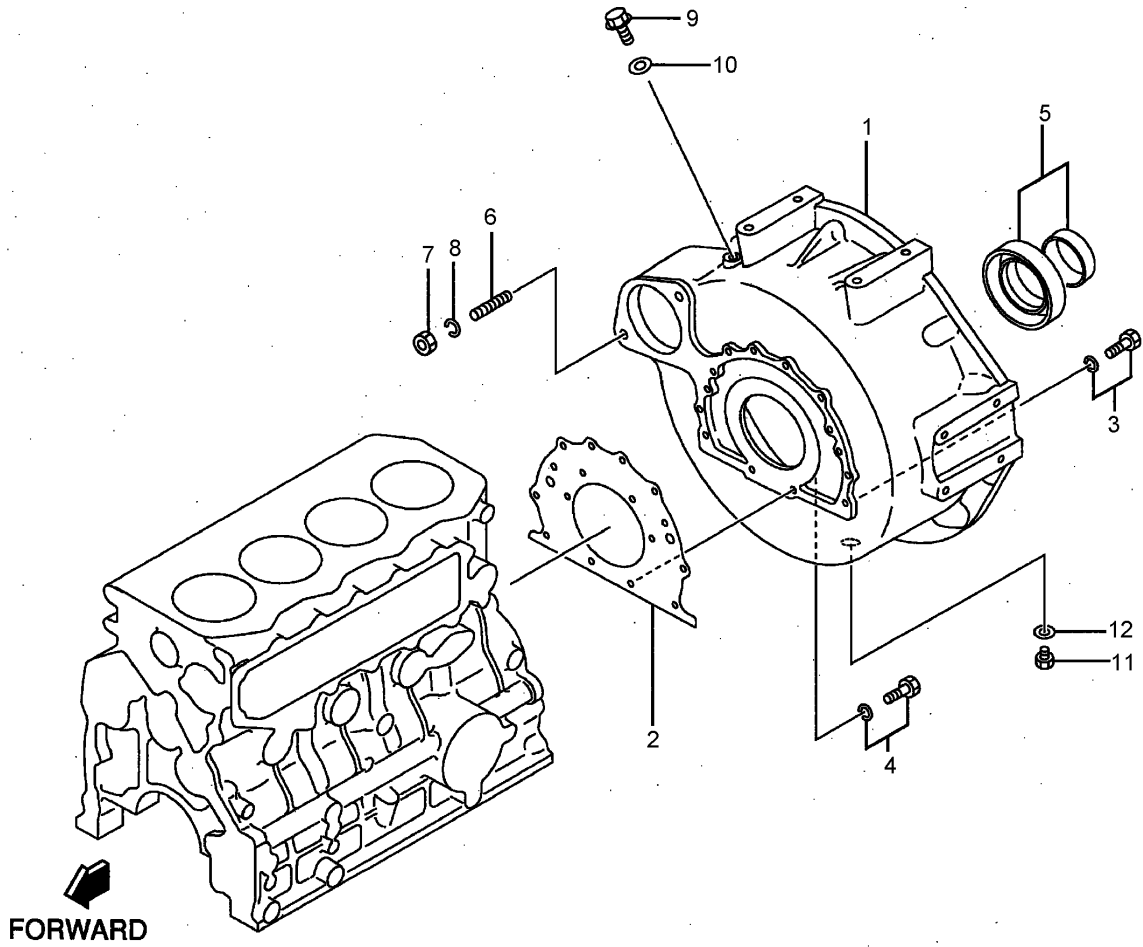
### Main Metal Assembly

Ref	Part No.	Qty.	Description				
1	99-1846	1	Set-Metal, Main				
2	99-1847	1	Set-Metal, Main				
3	99-1848	1	Set-Metal, Main				
4	99-1849	1	Set-Metal, Main				
5	99-1850	3	Plate-Thrust, C/s				
6	99-1851	3	Plate-Thrust, C/s				
7	99-1852	3	Plate-Thrust, C/s				
②101		5	Main Metal, Lower				
②102		5	Main Metal, Upper				



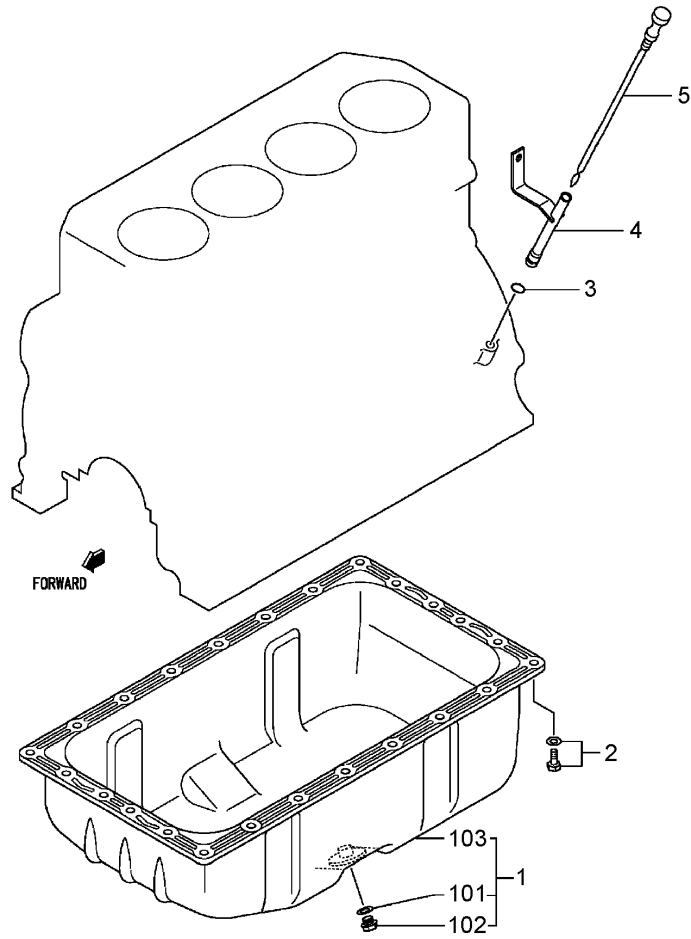
### Timing Gearcase Assembly

Ref	Part No.	Qty.	Description				
1	99-1859	1	Plate-Front				
2	99-1860	1	Gasket-Plate, Front				
3	99-1810	5	Bolt W/washer				
4	99-1861	1	Case - Timing Gear				
5	99-1862	1	Gasket-Gear				
6	99-1864	13	Bolt W/washer				
7	99-1863	1	Cover-Case, Gear				
8	107-4812	1	O-Ring				
9	99-1866	5	Bolt W/washer				
10	107-4813	1	Oil Seal ASM				



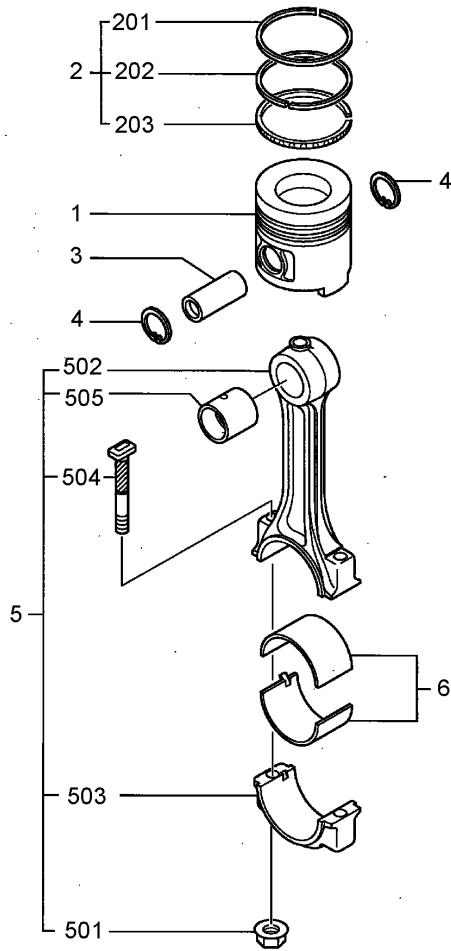
## Flywheel Housing Assembly

Ref	Part No.	Qty.	Description				
1	99-1854	1	Housing-Flywheel				
2	99-1855	1	Gasket-Rear				
3	99-1856	10	Bolt W/washer				
4	99-1857	2	Bolt W/washer				
5	60-7430	1	Seal				
6	51-5950	2	Stud				
7	51-8670	2	Nut				
8	51-6390	2	Washer				
9	99-1812	1	Plug-Drain				
10	99-1813	1	Gasket				
11	67-2520	1	Plug				
12	42-7290	1	Gasket-Plug				



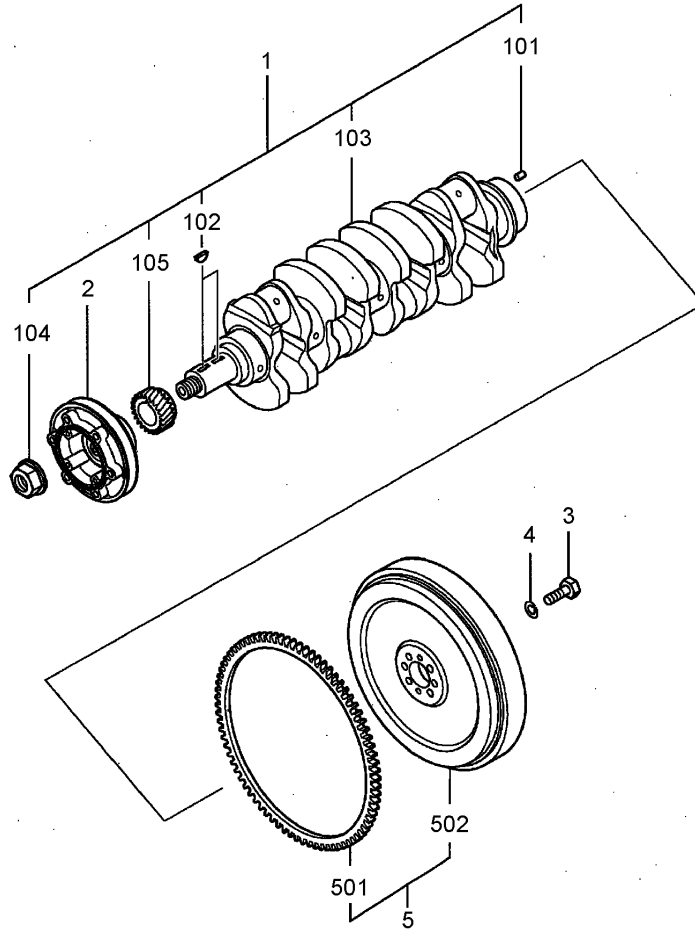
### Oil Pan Assembly

Ref	Part No.	Qty.	Description
1	99-1874	1	Oil Pan ASM
2	99-1810	25	Bolt W/washer
3	107-4814	1	O-Ring
4	107-4815	1	Bracket-Guide, Gage
5	108-1595	1	Gage-Oil Level
101	92-1921	1	Oil Gasket
102	92-1920	1	Oil Plug
103		1	Pan-Oil



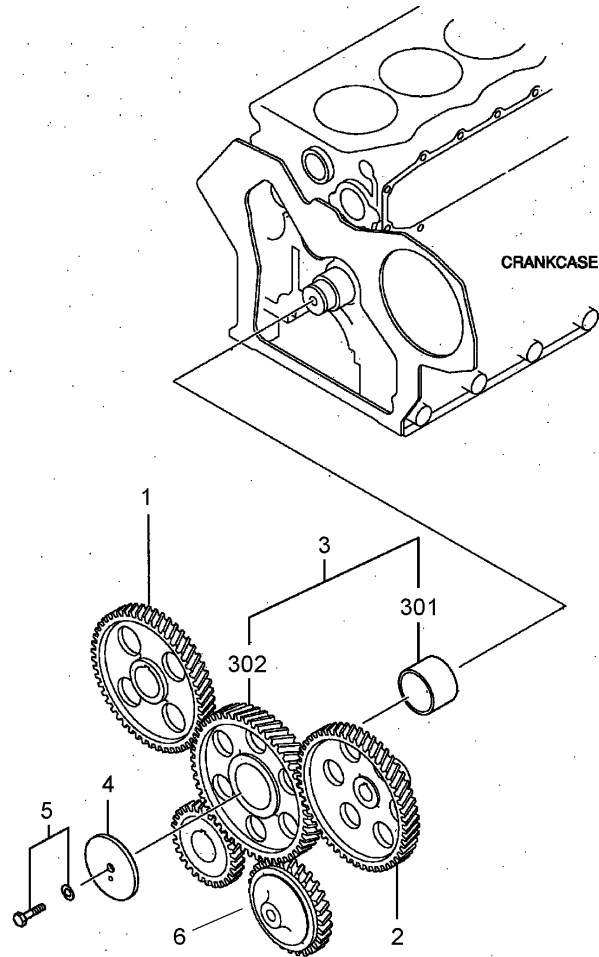
## Piston and Connection Rod Assembly

Ref	Part No.	Qty.	Description				
1	107-4816	4	Piston				
2	99-1883	4	Set-Ring, Piston				
3	107-4817	4	Pin-Piston				
4	99-1887	8	Ring-Snap				
5	99-1888	4	Connecting Rod ASM				
6	99-1891	1	Metal Set - Con Rod				
201		4	Ring-#1				
202		4	Ring-#2				
203		4	Ring-Oil				
501	51-6230	8	Nut				
502		4	Rod-Connecting				
503		4	Cap-Rod, Connecting				
504	99-1889	8	Bolt-Connecting				
505	99-1890	4	Bushing-Rod, Connecting				



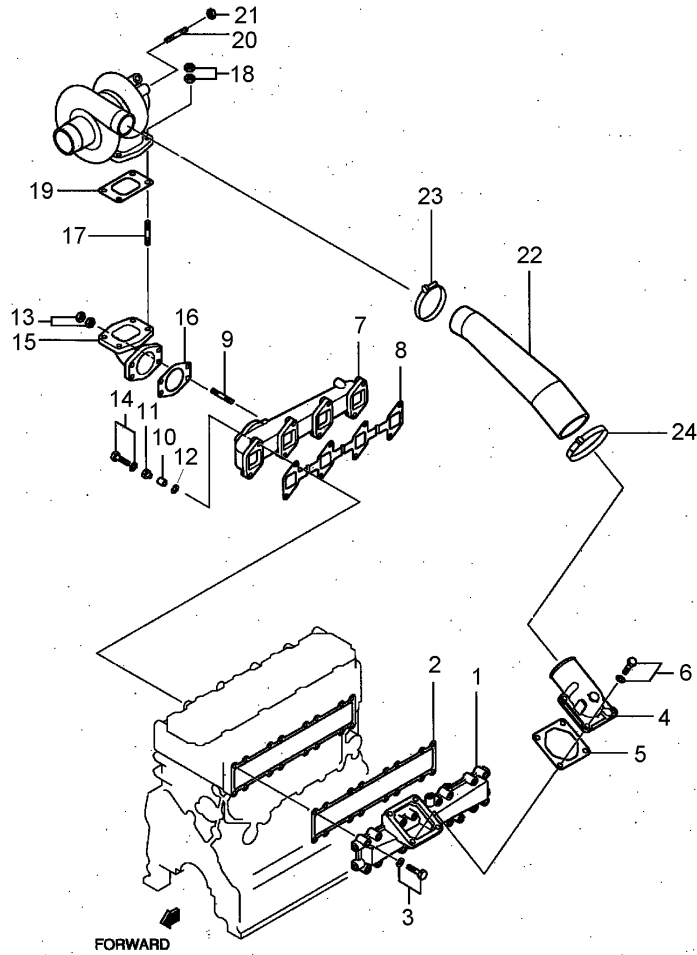
## Crankcase and Flywheel Assembly

Ref	Part No.	Qty.	Description	
1	99-1895	1	Crankshaft ASM	
2	99-1896	1	Pulley-Crankshaft	
3	70-2880	4	Bolt	
4	51-8610	4	Washer-Spring	
5	99-1899	1	Flywheel ASM	
101	51-6300	2	Pin-Dowel	
102	51-5460	2	Key	
②103		1	Crankshaft	
104	99-1897	1	Nut-Crankshaft	
105	99-1898	1	Gear-Crankshaft	
501	99-2100	1	Gear-Ring	
②502		1	Flywheel	



### Timing Gear Assembly

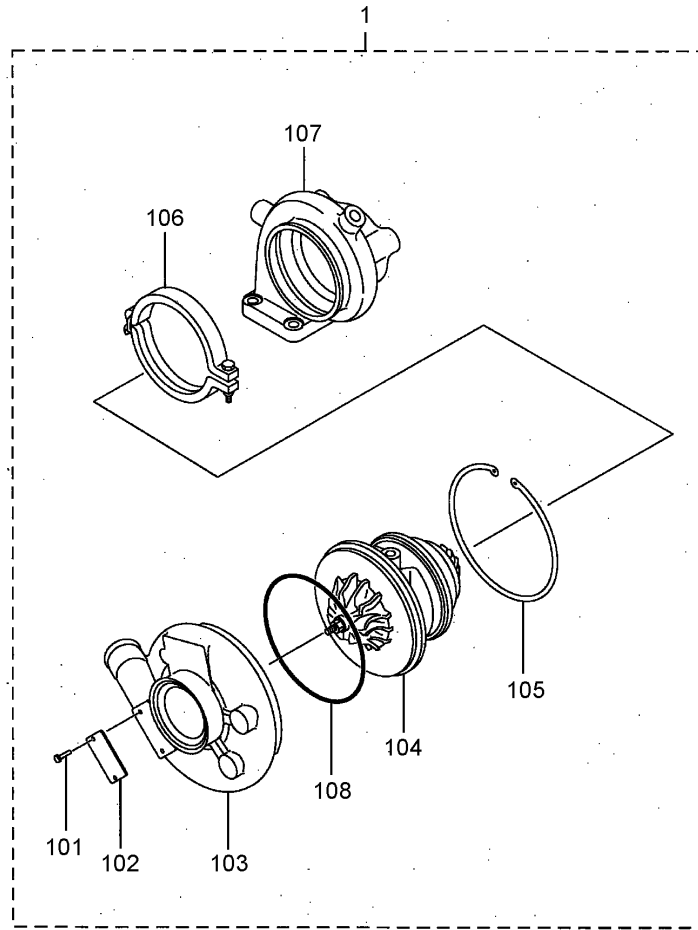
Ref	Part No.	Qty.	Description				
1	99-1868	1	Gear-Camshaft				
2	107-4818	1	Gear-Pump, Injection				
3	99-1870	1	Gear Idler ASM				
4	99-1871	1	Plate-Thrust				
5	99-1872	1	Bolt W/washer				
6	99-1873	1	Gear-Pump, Oil				
●301		1	Bushing-Idler				
●302		1	Gear-Idler				



## Inlet and Exhaust System Assembly

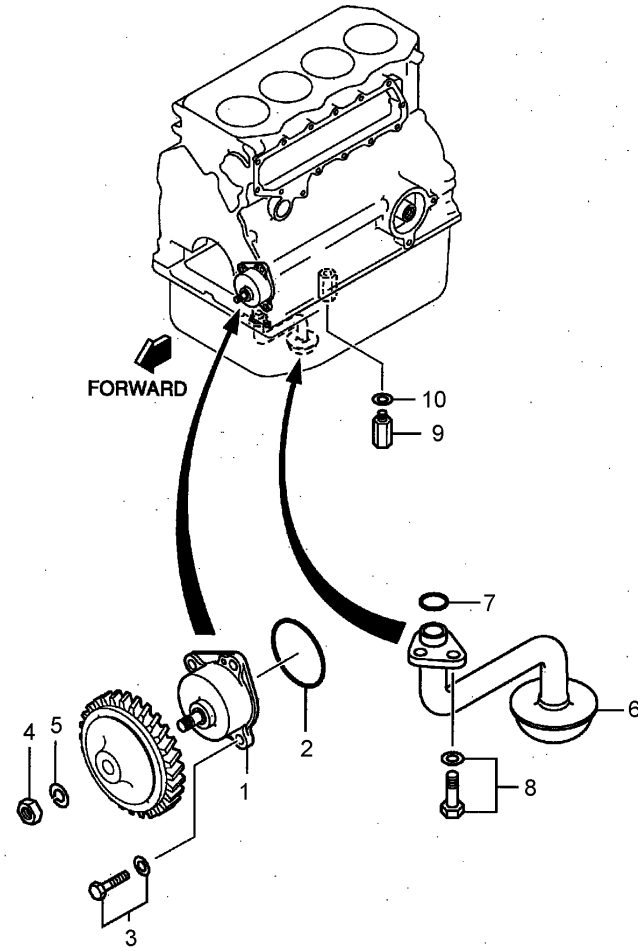
Ref	Part No.	Qty.	Description
1	99-2101	1	Inlet Manifold ASM
2	99-2102	1	Gasket-Inlet, Manifold
3	99-1828	16	Bolt W/washer
4	70-6090	1	Elbow
5	99-2104	1	Gasket-Heater, Air
6	99-1811	4	Bolt W/washer
7	99-2108	1	Exhaust Manifold ASM
8	99-2105	1	Gasket-Exhaust, Manifold
9	107-4819	4	Stud
10	99-2109	8	Spacer
11	99-2110	8	Washer
12	51-7250	8	Washer
13	60-7120	8	Nut
14	99-2111	8	Bolt W/washer
15	99-2106	1	Pipe-Exhaust
16	99-2107	1	Gasket-Exhaust
17	99-2112	4	Stud
18	99-2113	8	Nut-Lock
19	99-2114	1	Gasket-Exhaust
20	107-4820	3	Stud
21	99-2113	6	Nut-Lock
22	99-2116	1	Hose-Air
23	107-4821	1	Clamp-Hose
24	107-4822	1	Clamp-Hose

--	--	--	--



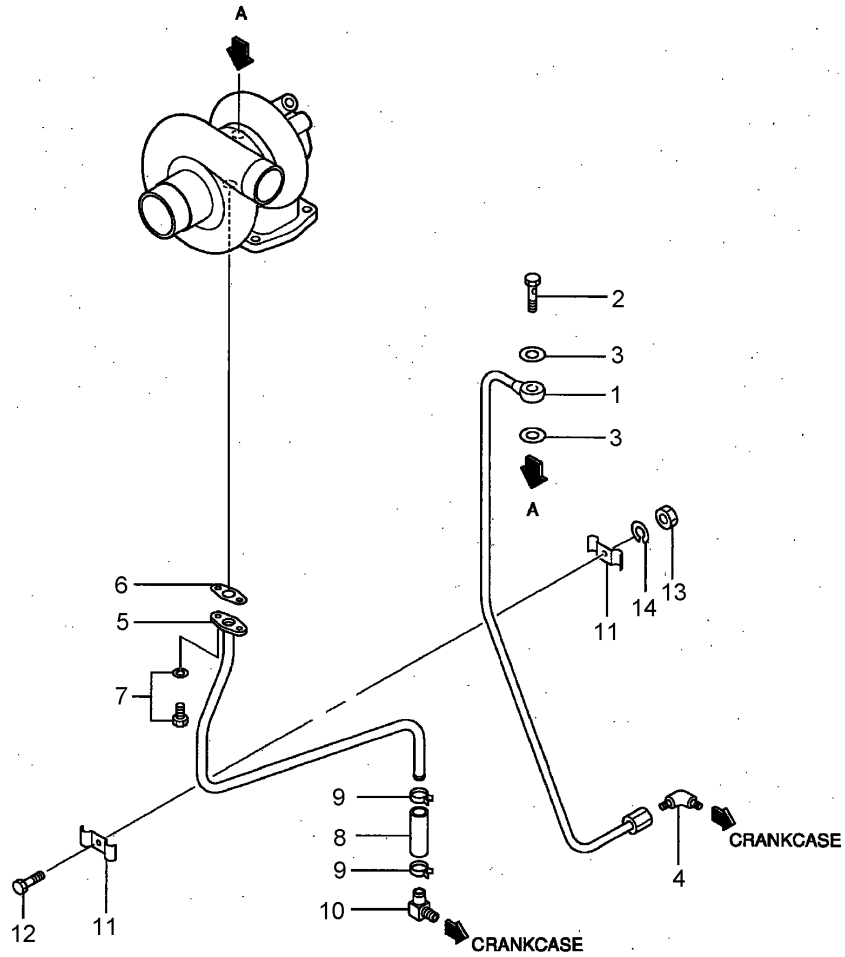
## Turbocharger Assembly

Ref	Part No.	Qty.	Description				
1	99-2124	1	Turbocharger ASM				
②101		2	Rivet				
②102		1	Plate				
②103		1	Cover-Compressor				
②104		1	Cartridge ASM				
②105		1	Ring-Retaining				
②106		1	Coupling ASM				
②107		1	Housing-Turbine				
②108		1	O-Ring				



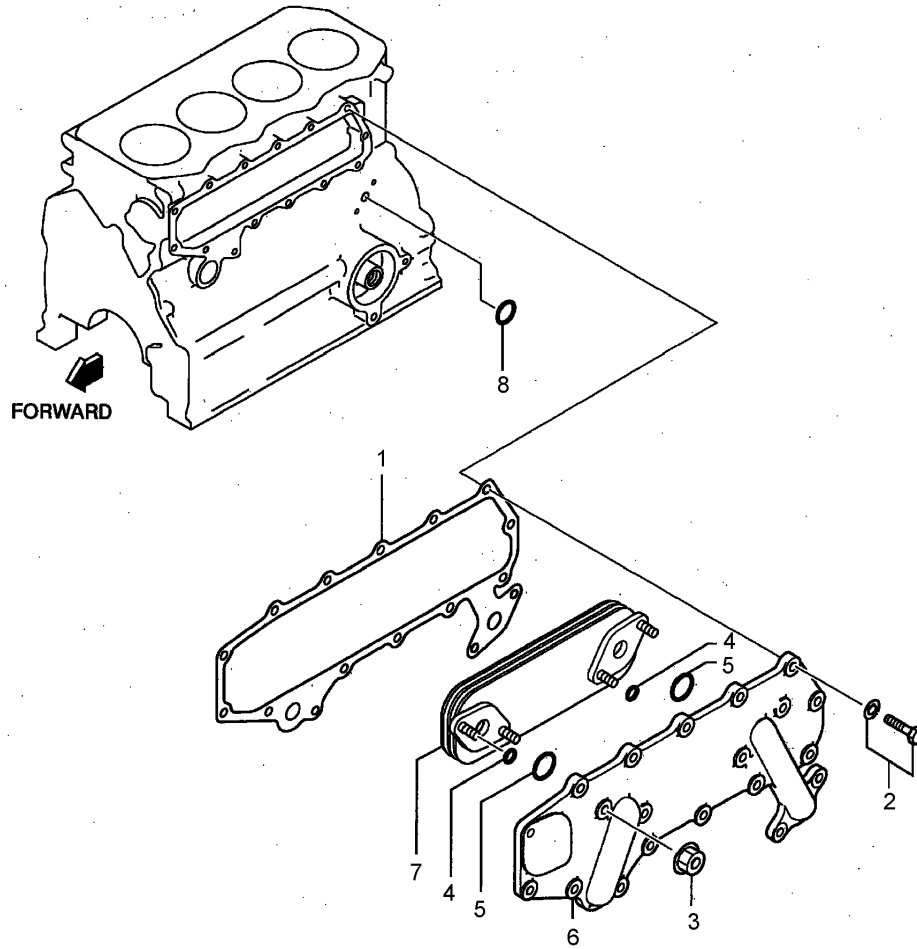
## Oil Pump and Oil Strainer Assembly

Ref	Part No.	Qty.	Description				
1	107-4823	1	Oil Pump ASM				
2	108-1598	1	O-Ring				
3	99-1811	4	Bolt W/washer				
4	99-2129	1	Nut-Jam				
5	51-6390	1	Washer				
6	99-2130	1	Strainer-Oil				
7	99-2131	1	O-Ring				
8	99-1810	2	Bolt W/washer				
9	99-2133	1	Valve				
10	99-2134	1	Gasket				



### Oil Pipe Assembly

Ref	Part No.	Qty.	Description				
1	99-2119	1	Pipe-Oil				
2	70-4980	1	Bolt				
3	70-3060	2	Gasket				
4	99-2120	1	Elbow				
5	99-2118	1	Pipe-Oil				
6	99-2121	1	Gasket-Pipe, Oil				
7	99-2122	2	Bolt W/washer				
8	99-2123	1	Hose-Oil				
9	70-3090	2	Clamp				
10	70-5310	1	Elbow				
11	99-2125	2	Clamp				
12	60-7290	1	Bolt				
13	70-2960	1	Nut				
14	51-7400	1	Washer				

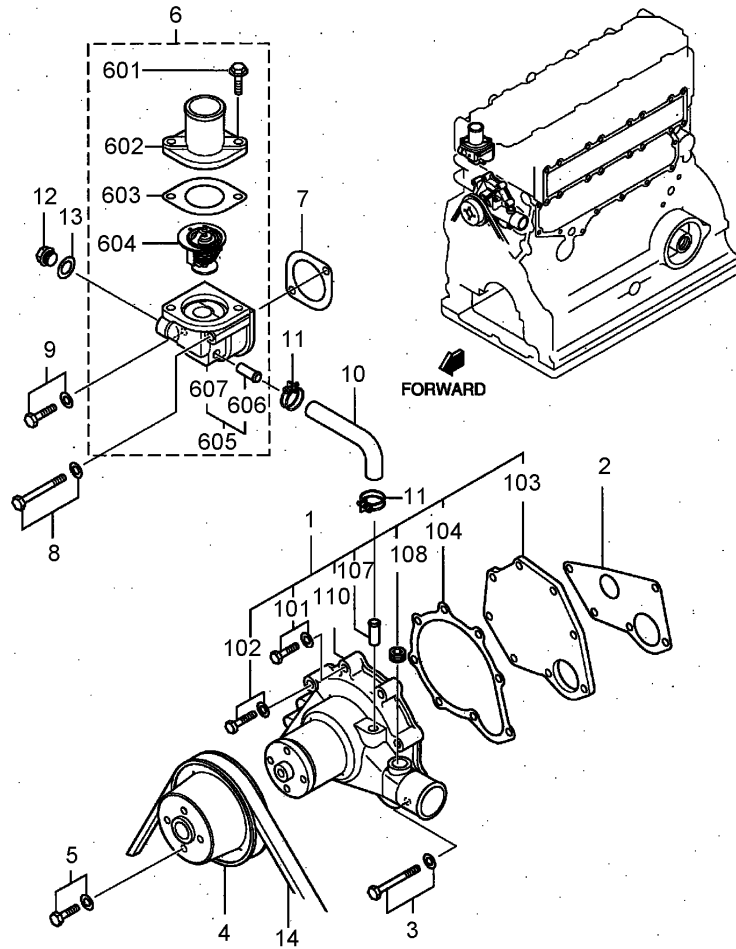


### Oil Cooler Assembly

Ref	Part No.	Qty.	Description
1	107-4381	1	Gasket-Cover, Side
2	99-1811	14	Bolt W/washer
3	107-4842	4	Nut-Flange
4	107-4383	4	O-Ring
5	107-4384	2	O-Ring
6	107-4385	1	Case-Cooler, Oil
7	107-4386	1	Element-Cooler, Oil
8	99-2131	2	O-Ring

--	--	--	--

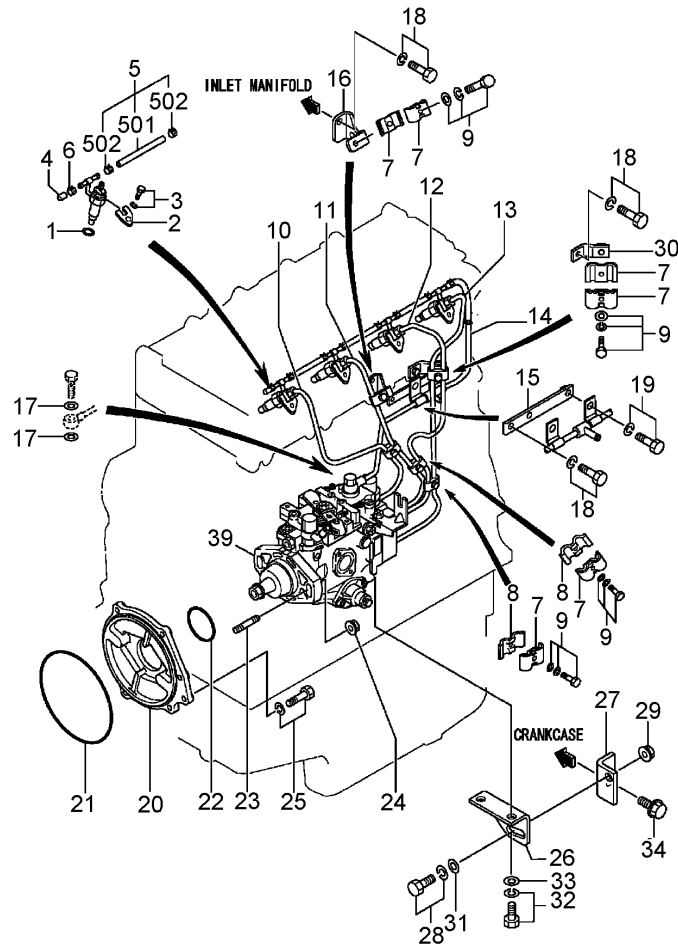




## Cooling System Assembly

Ref	Part No.	Qty.	Description
1	99-2145	1	Water Pump ASM
2	99-2148	1	Gasket-Water
3	99-2150	5	Bolt W/washer
4	99-2149	1	Pulley-Pump, Water
5	107-4827	4	Bolt
6	107-4828	1	Thermostat ASM
7	51-7210	1	Gasket
8	99-2158	1	Bolt W/washer
9	99-2150	1	Bolt W/washer
10	99-2152	1	Hose-Bypass
11	93-4297	2	Clamp-Hose
12	99-1812	1	Plug-Drain
13	99-1813	2	Gasket
14	107-4388	1	Belt-Edge, Raw
101	92-2133	2	Bolt-Flange
102	99-2151	1	Bolt-Flange
103	99-2146	1	Cover-Pump, Water
104	99-2147	1	Gasket-Cover, Pump
107		1	Pipe-Pump, Water
108	107-4826	1	Plug-Taper
110		1	Case-Pump, Water
601	92-2133	2	Bolt-Flange
602	99-2153	1	Cover-Thermostat
603	107-4829	1	Gasket-Thermostat

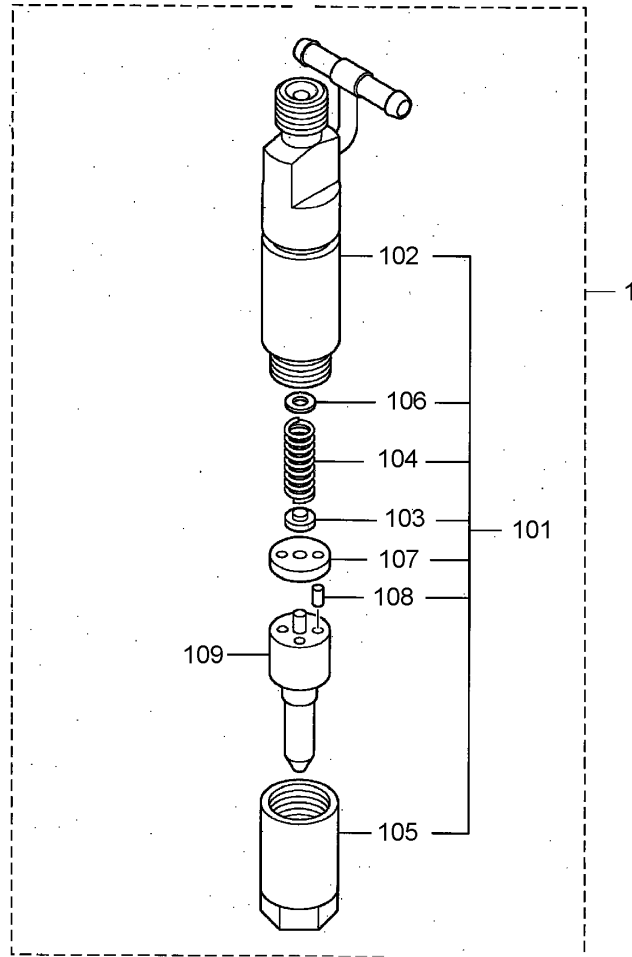
Ref	Part No.	Qty.	Description
604	99-2155	1	Thermostat
605	99-2156	1	Thermostat Case ASM
606		1	Pipe-Thermostat
607		1	Case-Thermostat



## Fuel System Assembly

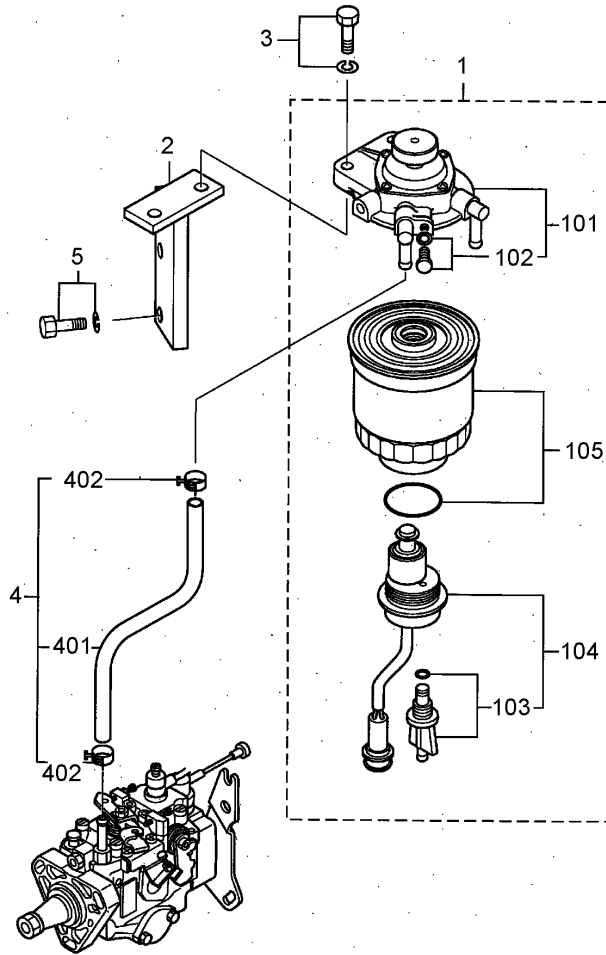
Ref	Part No.	Qty.	Description
1	98-7375	4	Gasket-Nozzle
2	107-4831	4	Support-Nozzle
3	99-2166	4	Bolt W/washer
4	99-2167	1	Cap
5	99-2168	4	Oil Hose ASM
6	99-2169	1	Clip
7	56-0750	7	Clamp
8	56-0760	3	Clamp
9	99-2179	5	Bolt W/washer
10	107-4832	1	Pipe-Injection #1
11	107-4833	1	Pipe-Injection #2
12	107-4834	1	Pipe-Injection #3
13	107-4835	1	Pipe-Injection #4
14	107-4836	1	Pipe-Return, Fuel
15	107-4837	1	Stay
16	107-4838	1	Stay-Pipe
17	107-4839	2	Washer-Sealing
18	99-1810	3	Bolt W/washer
19	99-1825	2	Bolt W/washer
20	108-1596	1	Flange-Pump
21	107-4840	1	O-Ring
22	107-4387	1	O-Ring
23	86-6390	2	Stud
24	107-4842	2	Nut-Flange

Ref	Part No.	Qty.	Description
25	99-1811	1	Bolt W/washer
26	107-4843	1	Bracket-Pump, Injection
27	107-4844	1	Bracket-Pump, Injection
28	107-4845	1	Bolt W/washer
29	107-4846	1	Nut-Flange
30	108-1599	1	Stay
31	108-1597	1	Washer
32	107-4849	2	Bolt W/washer
33	70-2990	2	Washer
34	107-4847	1	Bolt-Flange
39	107-4848	1	Injection Pump ASM
501	105-0558	4	Hose
502	99-2169	8	Clip



## Nozzle Assembly

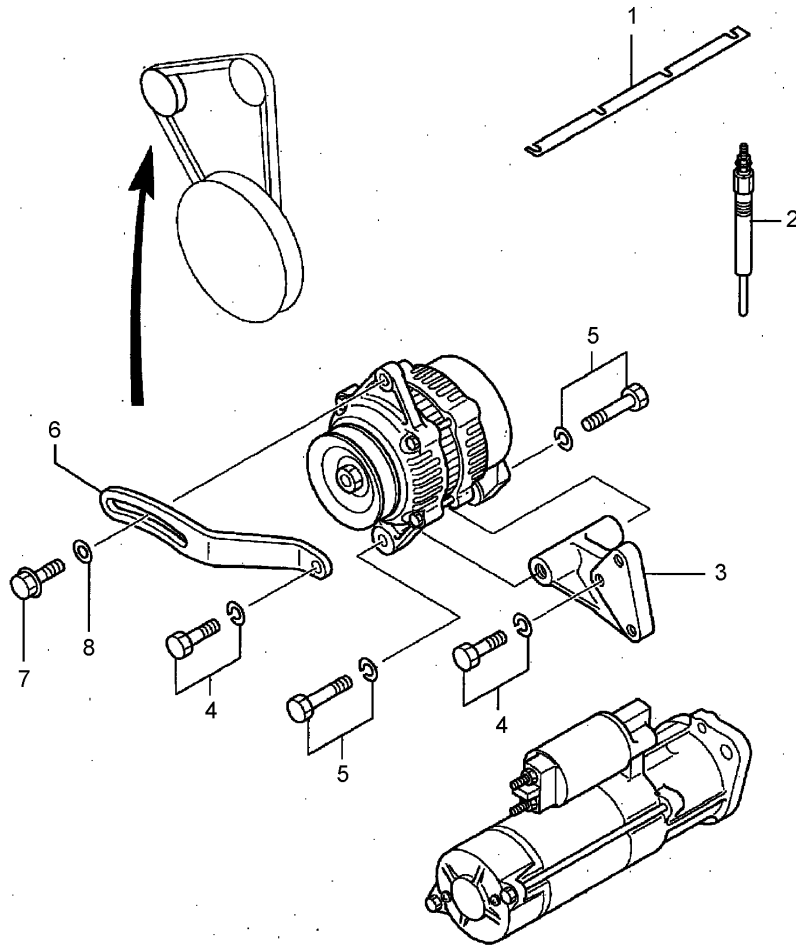
Ref	Part No.	Qty.	Description	Ref	Part No.	Qty.	Description
1	107-4389	4	Nozzle ASM	106	99-2206	1	Washer
② 101		4	Holder ASM	106	70-4920	1	Washer
② 102		4	Body Sub ASM	106	99-2207	1	Washer
103	99-2280	4	Pin-Pressure	106	107-4390	1	Washer
104	99-2281	4	Spring-Pressure	106	99-2208	1	Washer
105	70-4840	4	Nut	106	99-2209	1	Washer
106	99-2190	1	Washer	106	99-2210	1	Washer
106	99-2191	1	Washer	106	99-2211	1	Washer
106	99-2192	1	Washer	106	99-2212	1	Washer
106	99-2193	1	Washer	106	99-2213	1	Washer
106	99-2194	1	Washer	106	99-2214	1	Washer
106	99-2195	1	Washer	106	99-2215	1	Washer
106	99-2196	1	Washer	106	99-2216	1	Washer
106	99-2197	1	Washer	106	70-4860	1	Washer
106	99-2198	1	Washer	106	70-4870	1	Washer
106	99-2199	1	Washer	106	70-4880	1	Washer
106	99-2200	1	Washer	107	99-2218	4	Packing
106	99-2201	1	Washer	108	70-6830	8	Pin
106	99-2202	1	Washer	109	107-4391	4	Nozzle Tip ASM
106	99-2203	1	Washer				
106	70-4890	1	Washer				
106	70-4900	1	Washer				
106	99-2204	1	Washer				
106	99-2205	1	Washer				



## Fuel Filter Assembly

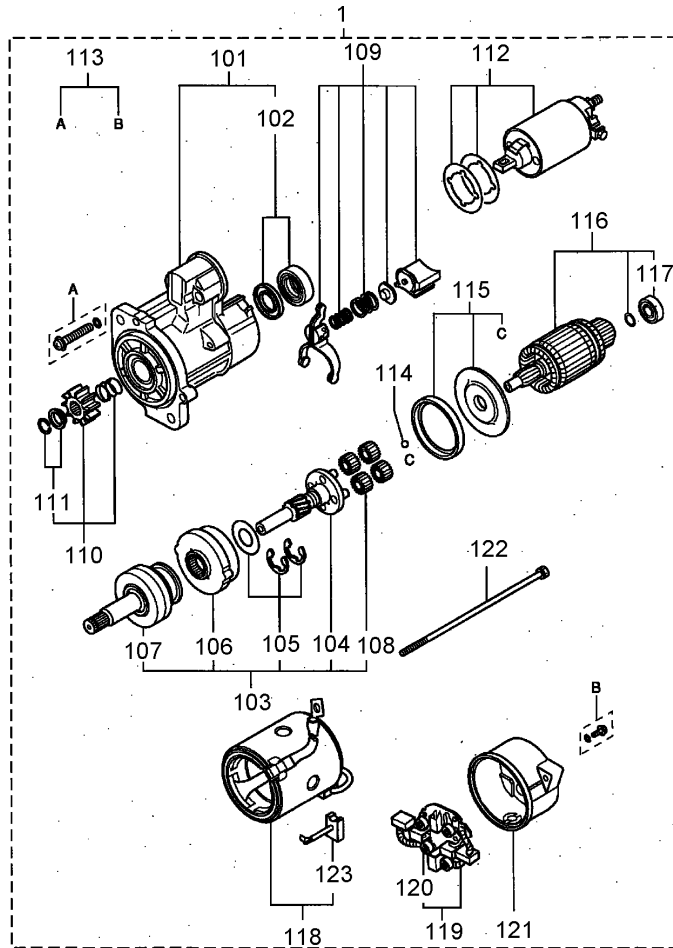
Ref	Part No.	Qty.	Description
1	107-4392	1	Fuel Filter ASM
2	107-4396	1	Bracket-Filter, Fuel
3	99-2166	2	Bolt W/washer
4	107-4397	1	Fuel Hose ASM
5	99-1811	2	Bolt W/washer
②101		1	Body ASM
102	107-4393	1	Air Plug Set
②103		1	Plug-Drain
104	107-4394	1	Sensor ASM
105	107-4395	1	Element-Filter
②401		1	Hose-Fuel
402	56-1400	2	Clip-Hose

--	--	--	--



## Electric Parts Assembly

Ref	Part No.	Qty.	Description
1	99-2265	1	Plate-Connection
2	99-2266	4	Plug-Glow
3	99-2268	1	Bracket-Alternator
4	99-1811	2	Bolt W/washer
5	99-1857	2	Bolt W/washer
6	99-2270	1	Plate-Adjusting
7	67-4660	1	Bolt-Flange
8	54-8660	1	Washer

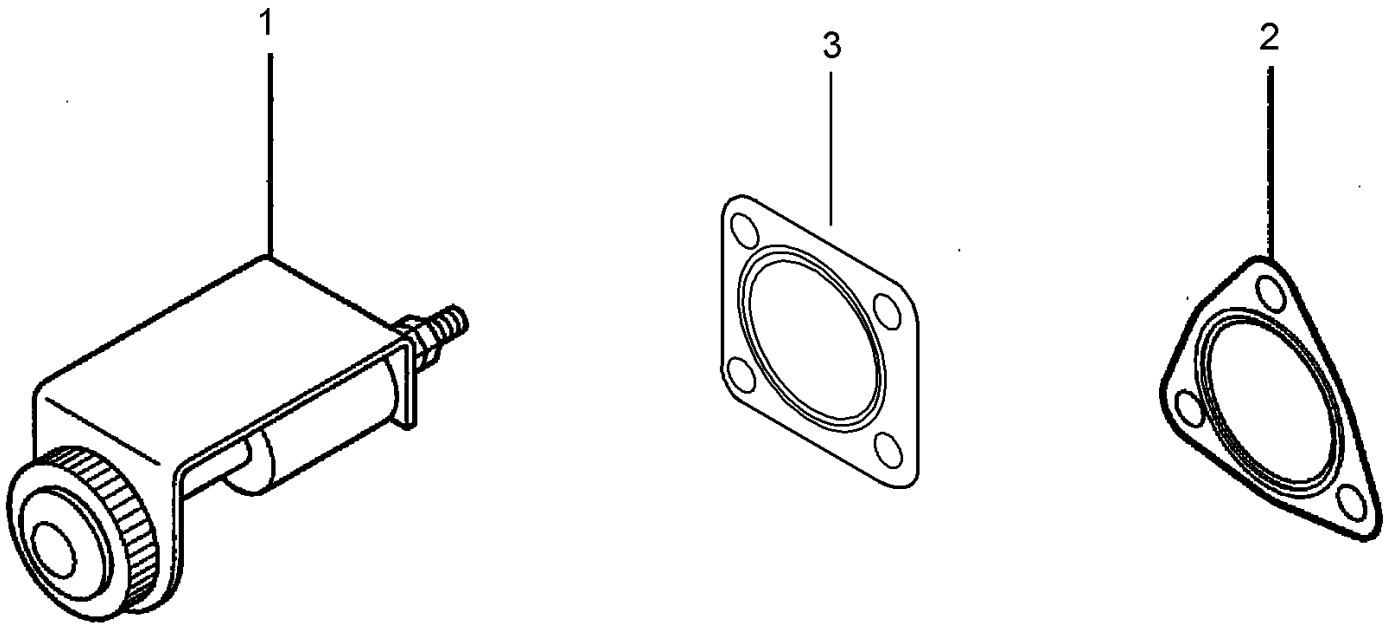


## Starter Assembly

Ref	Part No.	Qty.	Description
1	104-8609	1	Starter ASM
101	104-8610	1	Front Bracket ASM
102	104-8611	1	Bearing Set
103	104-8612	1	Clutch Shaft ASM
104	104-8613	1	Gear Shaft ASM
105	104-8614	1	Washer Set
106	104-8615	1	Internal Gear ASM
107	104-8616	1	Clutch-Running, Over
108	104-8617	1	Gear ASM
109	104-8618	1	Lever ASM
110	104-8619	1	Pinion Set
111	51-7740	1	Stopper Set
112	104-8620	1	Switch ASM
113	104-8621	1	Screw Set
114	104-8622	1	Ball
115	104-8623	1	Packing Set
116	104-8624	1	Armature Set
117	107-4398	1	Bearing
118	104-8625	1	Yoke ASM
119	104-8626	1	Brush Holder ASM
120	104-8627	4	Spring-Brush
121	104-8628	1	Rear Bracket ASM
122	93-3687	1	Bolt Set
123	104-8629	2	Brush

--	--	--	--





### Accessory Assembly

Ref	Part No.	Qty.	Description
1	99-2276	1	Indicator ASM
2	99-2277	1	Gasket
3	99-1809	1	Gasket-Head, Rear

--	--	--	--

## NOTES

## NOTES

## NOTES

