



## Groundsmaster<sup>®</sup> 580-D

Model No. 30582 - 260000001 and up.

### Parts Catalog

---

#### **Ordering Replacement Parts**

To order replacement parts, please supply the part number, the quantity, and the description of each part desired.

#### **Understanding Reference Numbers**

Each identified part in an illustration has a reference number. The reference number for a part also appears in the parts list, along with other information about the part.

This catalog uses two special reference number formats, one to indicate parts in a service assembly and another to indicate the quantity of a given part in an illustration.

#### **Service Assembly Reference Numbers**

Parts in service assemblies have reference numbers in the form a:b. The a represents the reference number of the entire service assembly and the b represents a sequential number unique to each part within the service assembly.

For example, a wheel assembly might be identified by reference number 6, the tire by 6:1, the valve by 6:2, and the wheel by 6:3. When you order the assembly identified by reference number 6, you receive all parts identified by reference numbers 6:1, 6:2, and 6:3. However, you may also order any part individually. Reference numbers of this type appear in illustrations and in part lists.

#### **Reference Numbers Indicating Quantity**

In an illustration, if a reference number indicates more than one part, the reference number has the form nX y. The n represents the quantity of the part, the X is the multiplication symbol, and the y represents the reference number.

For example, in an illustration, the reference number 2X 37 means that two of the parts identified by reference number 37 are indicated.

# Contents

<b>Description</b>	<b>Page</b>	<b>Description</b>	<b>Page</b>
Seat Assembly	..... 4	Fan Mount Assembly	..... 51
Air Ride Seat Suspension Assembly Model No. 30621	..... 5	Muffler and Air Cleaner Assembly	..... 52
Premium Seat Assembly Model No. 30622	..... 7	Air Cleaner Assembly No. 98-0800	..... 53
Seat Suspension Assembly	..... 8	Rear Manifold and Battery Assembly	..... 54
Steering Tower Assembly	..... 9	Deck Manifold Assembly No. 95-5908	..... 56
Steering Valve Assembly No. 108-1520	..... 11	Rear Axle Assembly	..... 57
Brake Pedal Assembly	..... 12	Hydraulic Steering Cylinder Assembly No. 98-0661	..... 59
Service Brake Assembly	..... 13	Front Deck Lift Assembly	..... 60
Brake System Master Cylinder No. 69-2640	..... 14	Hydraulic Cylinder Assembly No. 92-4971	..... 61
Traction Pedal and Cruise Control Assembly	..... 15	Side Deck Lift Assembly	..... 62
Gauge Panel Assembly	..... 16	Hydraulic Cylinder Assembly No. 74-2170	..... 64
Control Box and Lower Control Panel Assembly	..... 18	Wing Deck Latch Assembly	..... 65
Lift Valve Installation Assembly	..... 20	Outer Wing Deck Lift Assembly	..... 66
Control Valve Assembly No. 69-1780	..... 21	Deck Motor Assembly	..... 67
Counterbalance Manifold Installation Assembly	..... 22	Hydraulic Motor Assembly No. 94-4907	..... 68
Counterbalance Manifold Assembly No. 95-5907	..... 23	Hydraulic Diagnostic Assembly	..... 69
Frame Assembly	..... 24	Cylinder Head Assembly	..... 70
Hydraulic Compartment Assembly	..... 25	Valve Mechanism Assembly	..... 71
Hydraulic Line Assembly	..... 27	Rocker Cover and Breather Assembly	..... 72
Front Hydraulic Line Clamp Assembly	..... 28	Camshaft Assembly	..... 73
Solenoid Valve Assembly No. 95-5916	..... 29	Crankcase Assembly	..... 74
Fuel Tank Assembly	..... 30	Main Metal Assembly	..... 75
Hydraulic Tank Assembly	..... 31	Timing Gearcase Assembly	..... 76
Hydraulic Filter Assembly	..... 32	Flywheel Housing Assembly	..... 77
Hydrostat and Gear Motor Assembly	..... 33	Oil Pan Assembly	..... 78
Tandem Pump Assembly	..... 34	Piston and Connection Rod Assembly	..... 79
Gear Pump Assembly No. 106-0336	..... 37	Crankcase and Flywheel Assembly	..... 80
Hydrostat Pump Assembly No. 106-0335	..... 35	Timing Gear Assembly	..... 81
Driveshaft Assembly 106-0325	..... 38	Inlet and Exhaust System Assembly	..... 82
Front Wheel Assembly	..... 39	Turbocharger Assembly	..... 83
Planetary Gear Drive Assembly No. 107-4338-03	..... 41	Oil Pump and Oil Strainer Assembly	..... 84
Motor Assembly No. 69-3050	..... 42	Oil Pipe Assembly	..... 85
Wheel Brake Assembly	..... 43	Oil Cooler Assembly	..... 86
Cowl and Screen Assembly	..... 44	Oil Filter Assembly	..... 87
Hood Assembly	..... 45	Cooling System Assembly	..... 88
Radiator and Oil Cooler Assembly	..... 46	Fuel System Assembly	..... 89
Engine Mounting and Roll-Over-Protection System Assembly	..... 48	Nozzle Assembly	..... 90
Hydraulic Pump Plate Assembly	..... 49	Fuel Filter Assembly	..... 91
Gear Pump Assembly No. 107-1181-03	..... 50	Electric Parts Assembly	..... 92
		Starter Assembly	..... 93
		Alternator Assembly	..... 94
		Accessory Assembly	..... 95
		Breather Assembly	..... 96
		Attachments and Accessories List	..... 97

## Part Description Abbreviations

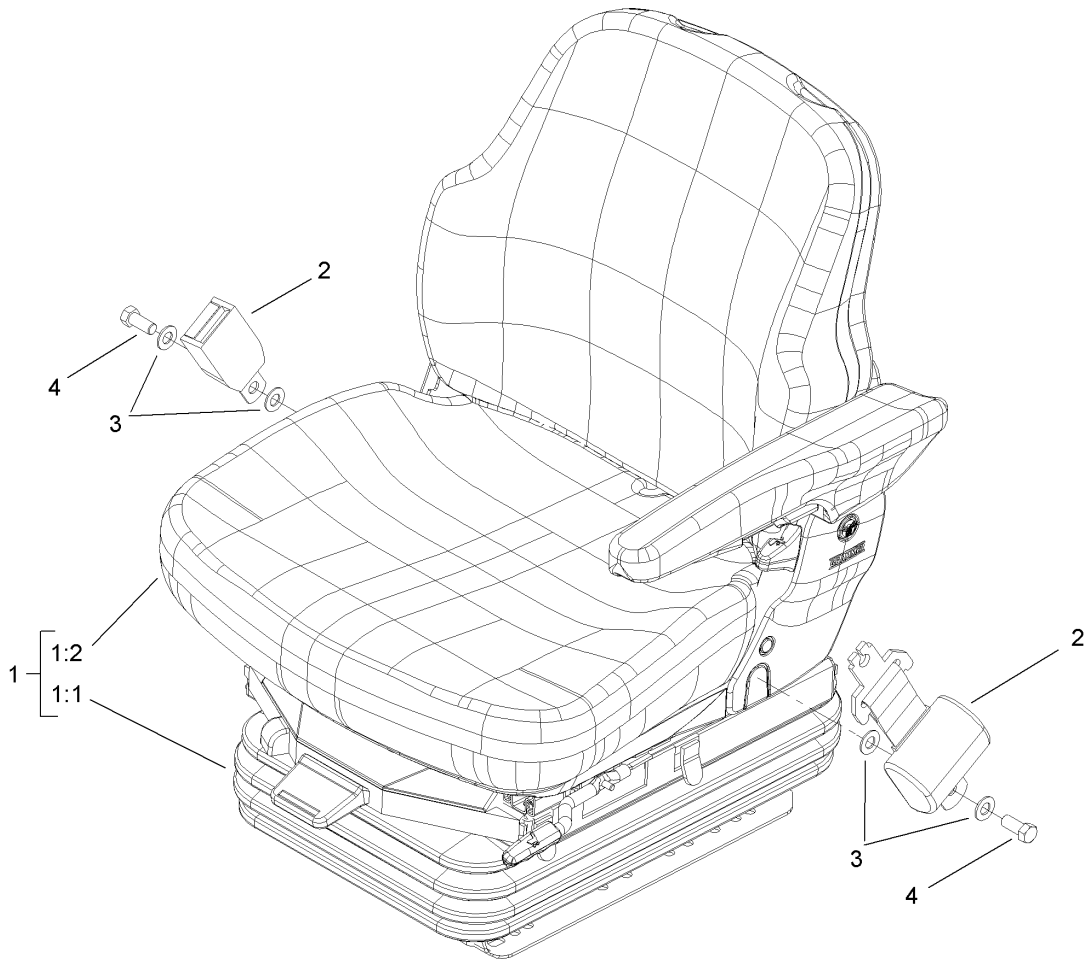
Part descriptions in this catalog may include the following abbreviations.

AR. ....	as required	INC. ....	incorporated
ASM. ....	assembly	LH. ....	left hand
BBC. ....	blade brake clutch	NI. ....	nylon insert
CARR. ....	carriage	NPTF. ....	national pipe thread fine
DEG. ....	degrees	PFH. ....	phillips flat head
EXT. ....	external	PPH. ....	phillips pan head
FH. ....	flat head	PPHTF. ....	phillips pan head thread forming
GA. ....	gauge	PRH. ....	phillips round head
HF. ....	hex flange	PTH. ....	phillips truss head
HH. ....	hex head	PTO. ....	power-take-off
HHF. ....	hex head flange	RH. ....	right hand
HHFTF. ....	hex head flange thread forming	ROPS. ....	roll-over-protection-system
HJ. ....	hex jam	SFH. ....	slotted fillister head
HLH. ....	hex lag head	SHH. ....	slotted hex head
HOC. ....	height-of-cut	SHWH. ....	slotted hex washer head
HSBH. ....	hex socket button head	SPH. ....	slotted pan head
HSFH. ....	hex socket flat head	SQH. ....	square head
HSH. ....	hex socket head	SRH. ....	slotted round head
HWH. ....	hex washer head	STD. ....	standard
HWHTF. ....	hex washer head thread forming	TAP. ....	self tapping
HYD. ....	hydraulic	TTH. ....	torx truss head

## Footnotes

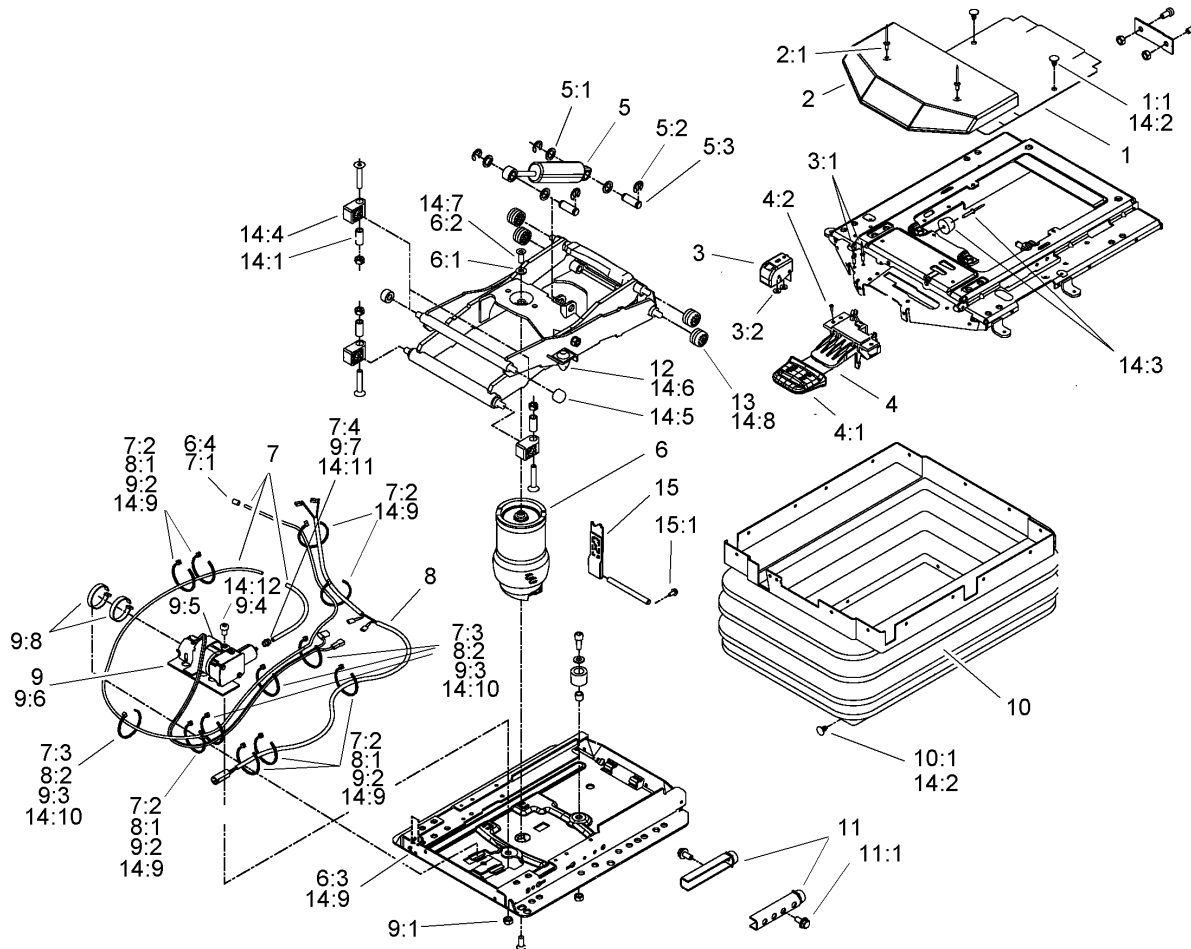
❶ Not illustrated

❷ Not serviced separately



## Seat Assembly

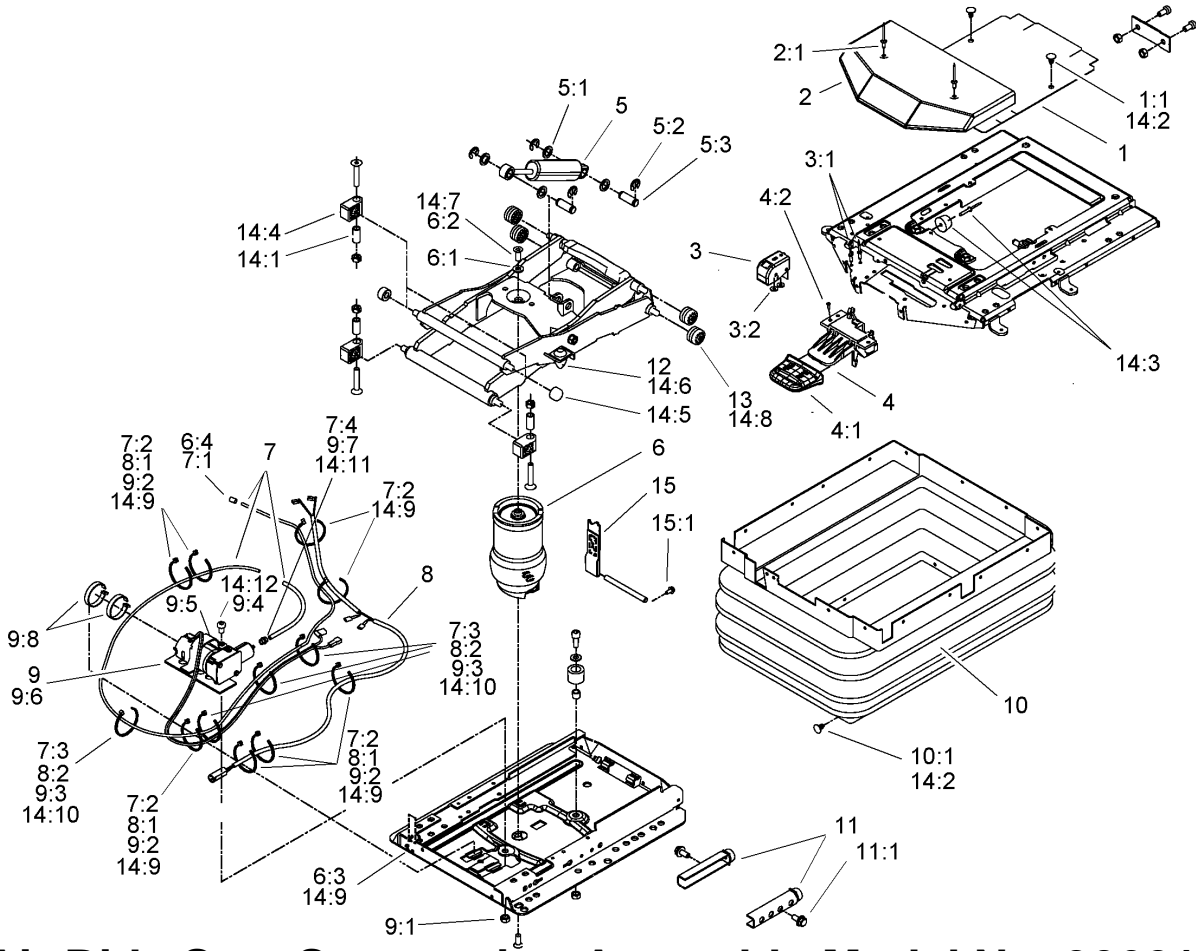
Ref	Part No.	Qty.	Description				
②1		1	Seat And Suspension ASM				
②1:1		1	Seat Suspension ASM				
②1:2		1	Seat-Premium				
2	110-0413	1	Seatbelt-Retractable				
3	3256-25	4	Washer-Flat				
4	3212-4	2	Screw-HH				



## Air Ride Seat Suspension Assembly Model No. 30621

Ref	Part No.	Qty.	Description
1	108-8026	1	Cover ASM
1:1	39-5710	2	Plug-Plastic
2	108-8027	1	Cover ASM
2:1		2	Rivet
3	108-8028	1	Level Control Kit
3:1		2	Rivet
3:2		2	Screw
4	108-8029	1	Air Control Valve ASM
4:1		1	Handle
4:2		3	Screw
5	108-8030	1	Shock Absorber Kit
5:1		4	Screw
5:2		4	C-Clip
5:3		2	Pin
6	108-8031	1	Air Spring Kit
6:1		1	Screw
6:2		2	Screw
6:3		1	Tie-Wire
6:4		1	Nipple-Hose
7	108-8032	1	Air Tube ASM
7:1		1	Nipple-Hose
7:2		7	Tie-Wire
7:3		4	Tie-Wire
7:4		1	Nipple-Hose

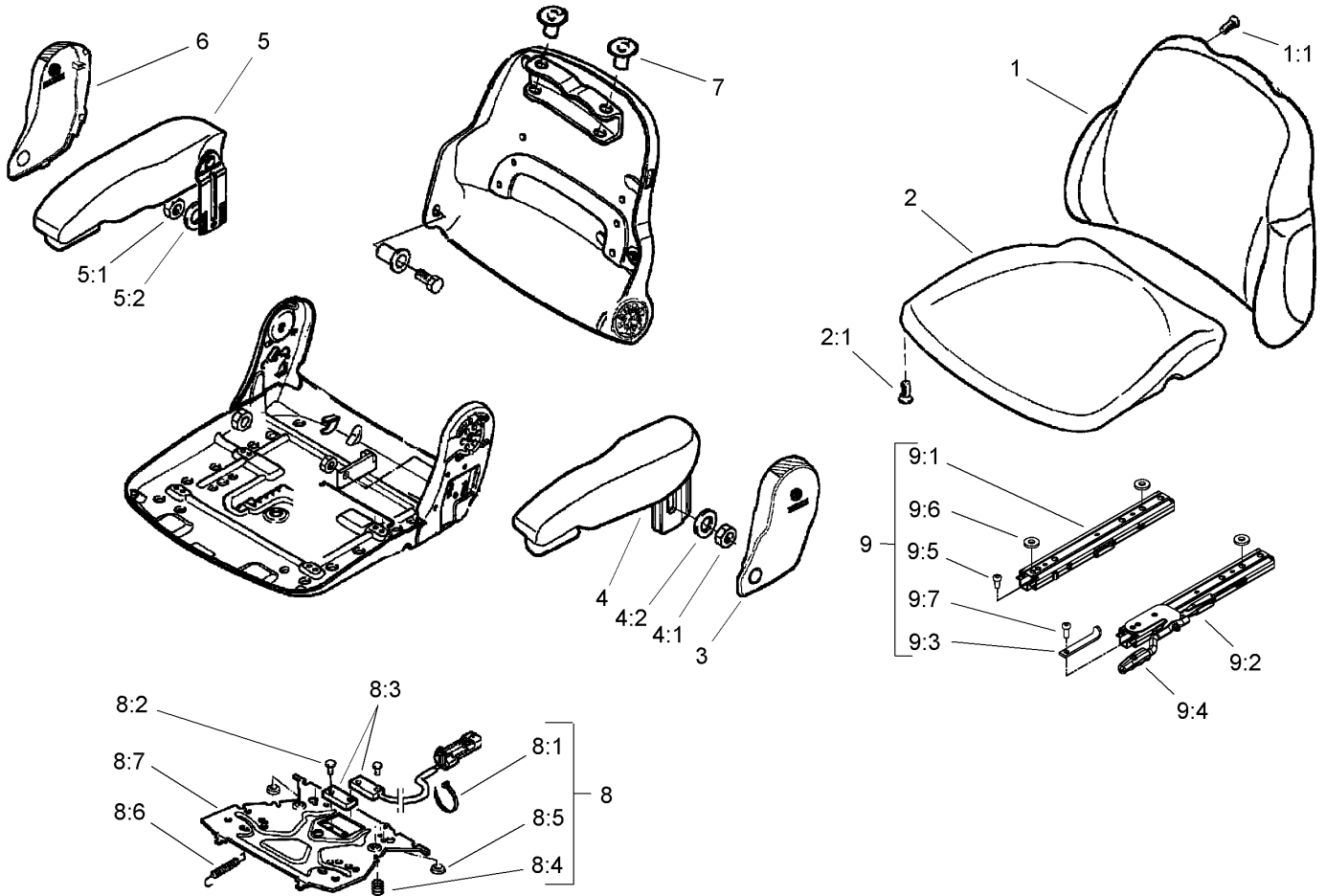
Ref	Part No.	Qty.	Description
8	108-8033	1	Connecting Cable ASM
8:1		8	Tie-Wire
8:2		4	Tie-Wire
9	108-8034	1	Compressor Kit
9:1		1	Nut
9:2		5	Tie-Wire
9:3		4	Tie-Wire
9:4		1	Screw
9:5		1	Compressor
9:6		1	Plate-Mounting
9:7		1	Nipple-Hose
9:8		2	Clamp
10	108-8035	1	Bellows ASM
10:1	39-5710	23	Plug-Plastic
11	108-8036	1	Stop Kit
11:1		2	Screw
12	107-1213	2	Bumper Set
13	108-8037	4	Roller
14	108-8038	1	Wear Parts Kit
14:1		4	Spacer
14:2	39-5710	2	Plug-Plastic
14:3		1	Bumper
14:4		4	Support-Housing
14:5		2	Roller



## Air Ride Seat Suspension Assembly Model No. 30621 (continued)

Ref	Part No.	Qty.	Description
14:6	107-1213	2	Bumper Set
② 14:7		2	Screw
14:8	108-8037	4	Roller
② 14:9		9	Tie-Wire
② 14:10		4	Tie-Wire
② 14:11		1	Nipple-Hose
② 14:12		1	Screw
15	108-8023	1	Tether
② 15:1		4	Screw
① ② 15:2		6	Tie-Wire

--	--	--	--

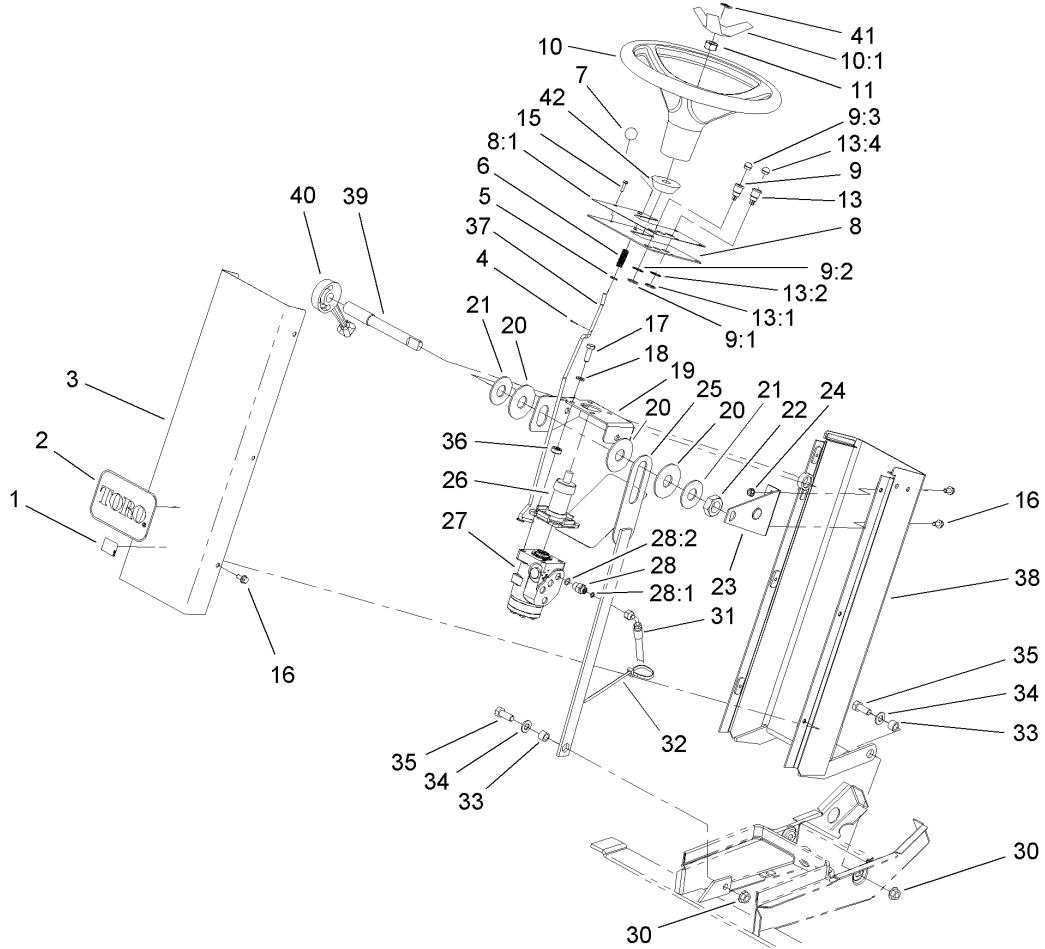


## Premium Seat Assembly Model No. 30622

Ref	Part No.	Qty.	Description
1	108-8016	1	Backrest Cushion ASM
②1:1		3	Screw
2	108-8017	1	Seat Cushion ASM
②2:1		4	Screw
3	108-8018	1	Cover-Armrest
4	108-8019	1	LH Armrest ASM
4:1	82-9650	1	Nut
4:2	107-1198	1	Washer
5	108-8020	1	RH Armrest ASM
5:1	82-9650	1	Nut
5:2	107-1198	1	Washer
6	108-8021	1	Cover-Armrest
7	108-8022	2	Plug
8	108-8024	1	Switch Kit
②8:1		3	Wire Tie
②8:2		2	Screw
②8:3		1	Switch
②8:4		2	Spring
②8:5		2	Bumper
②8:6		1	Spring-Return
②8:7		1	Plate-Mounting
9	108-8025	1	Adjustment Rail Set
②9:1		1	Rail-Adjustment, RH
②9:2		1	Rail-Adjustment, LH

Ref	Part No.	Qty.	Description
②9:3		1	Rail Stop
②9:4		1	Handle
②9:5		3	Screw
②9:6		3	Screw
②9:7		1	Screw





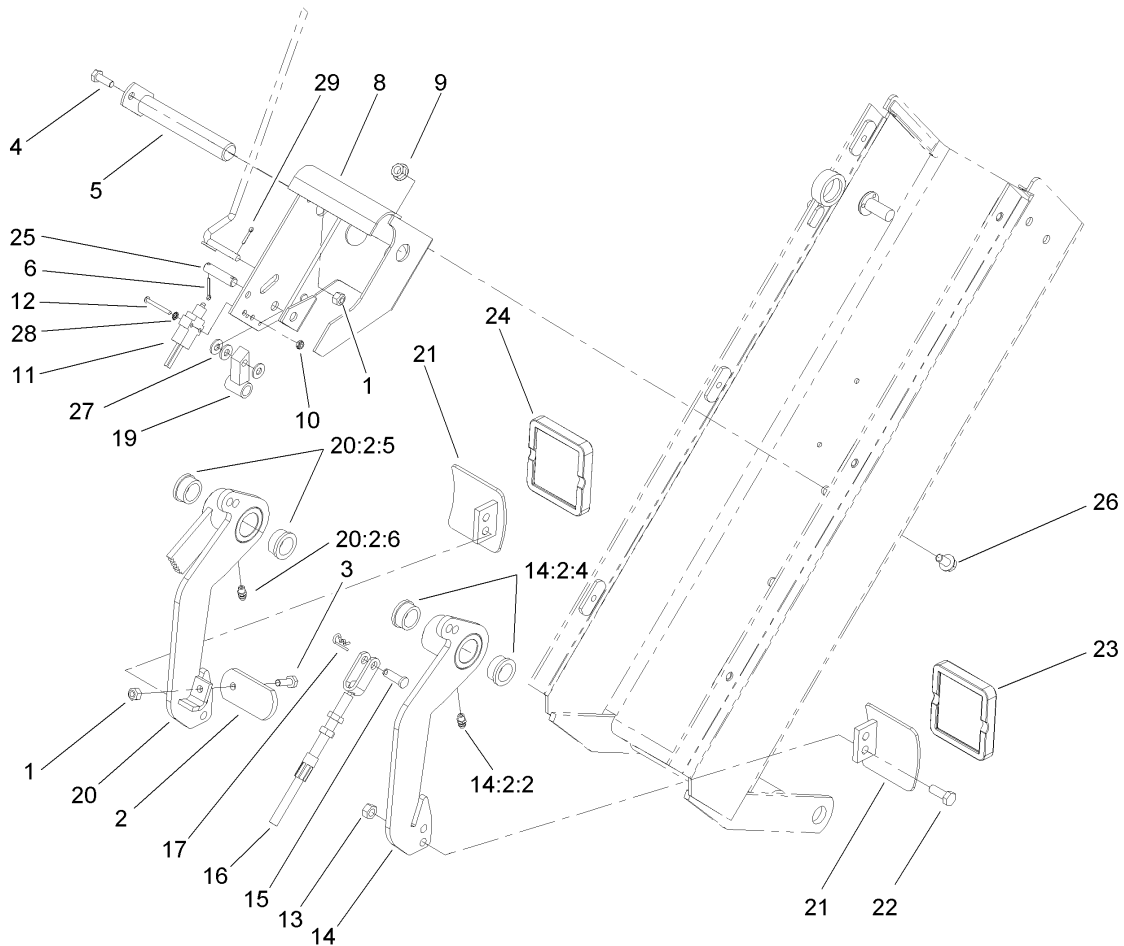
## Steering Tower Assembly

Ref	Part No.	Qty.	Description
1	93-7252	1	Decal
2	62-5550	1	Decal
3	69-8510-01	1	Cover-Tower, Steering
4	3272-5	1	Pin-Cotter
5	3256-22	1	Washer-Flat
6	95-1821-03	1	Spring-Compression
7	233-17	1	Knob
8	106-0483	1	Steering Tower Panel ASM
8:1	106-0390	1	Decal-Tower, Steering
9	44-2210	1	Light-Indicator, Red
9:1	218-535	1	Nut-Hex
9:2	218-536	1	Washer-Lock
9:3	218-533	1	Lens
9:4		1	Bulb
10	98-1471	1	Wheel-Steering
10:1	98-1468	1	Cover-Wheel, Steering
11	107-2562	1	Nut-Hex
13	44-2212	2	Amber Indicator Light ASM
13:1	218-535	1	Nut-Hex
13:2	218-536	1	Washer-Lock
13:3		1	Bulb
13:4	218-562	1	Lens
15	32144-64	4	Tscrew-HWH
16	3234-14	8	Screw-HHF

Ref	Part No.	Qty.	Description
17	33115-030	4	Screw-HH
18	48-9590	4	Washer-Lock
19	106-0293-03	1	Bracket-Gear, Steering
20	31-0390	3	Disc-Friction
21	20-9500	2	Washer
22	3296-49	1	Nut-Lock, NI
23	69-7740-03	1	Support-Gear, Steering ASM
24	32128-20	2	Nut-HF
25	69-7760-03	1	Link-Gear, Steering ASM
26	106-0271	1	Column-Steering
27	108-1520	1	Valve-Steering
28	340-1	4	Adapter
28:1	237-21	1	O-Ring
28:2	237-42	1	O-Ring
30	32128-23	3	Nut-HF
31	69-5500	4	Hose ASM
32	3290-378	13	Tie-Cable
33	28-0380	3	Spacer-Axle, Front
34	3256-26	3	Washer-Flat
35	325-5	3	Screw-HH
36	46-1600	4	Spacer
37	106-0331-03	1	Rod-Latch, Brake
38	69-8160-01	1	Steering Tower ASM
39	69-9230	1	Shaft-Pivot, Steering



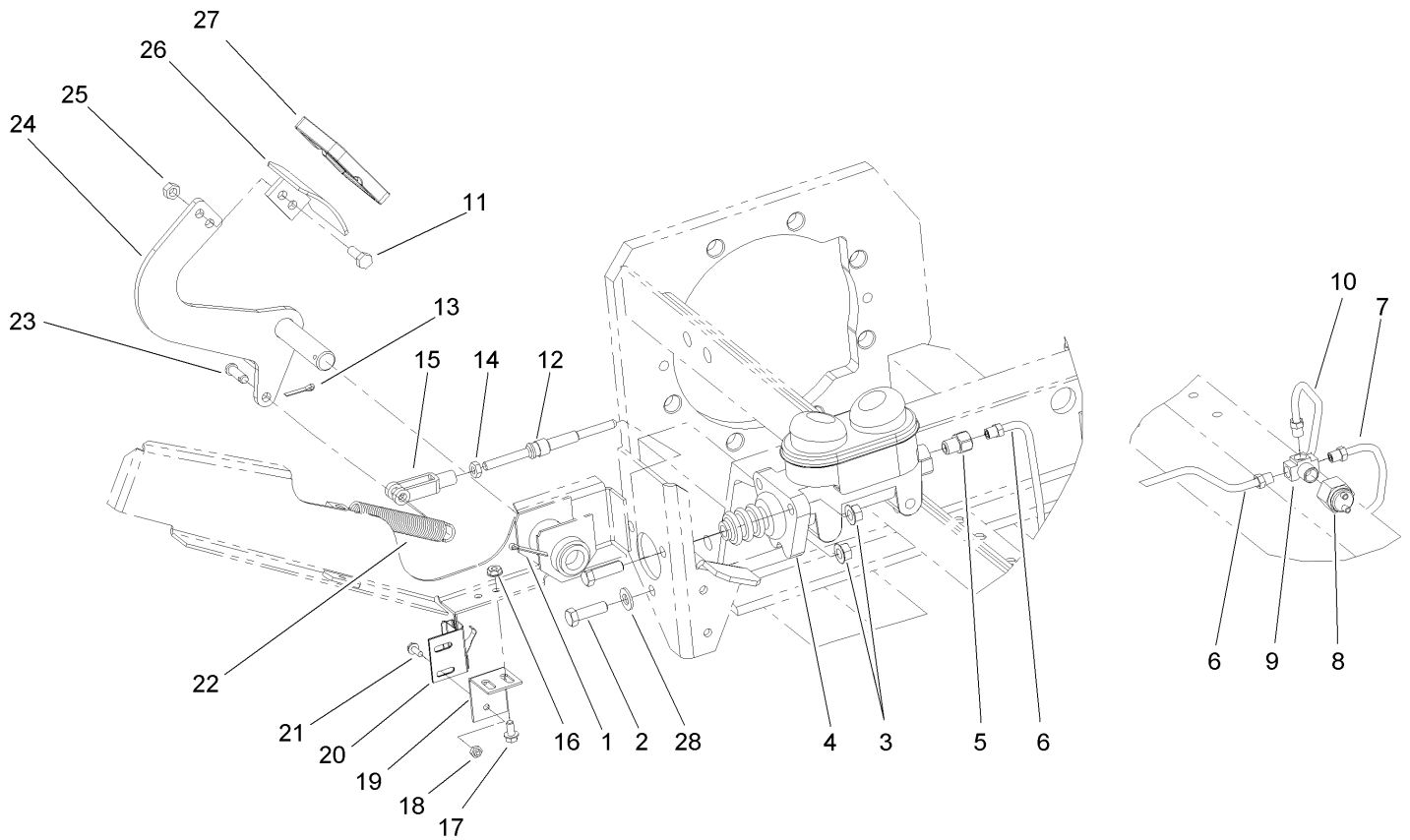




## Brake Pedal Assembly

Ref	Part No.	Qty.	Description
1	32152-4	2	Nut-Lock, Cone
2	69-9210-03	1	Lever-Latch, Brake
3	321-4	1	Screw-HH
4	321-2	1	Screw-HH
5	69-7790-03	1	Pin ASM
6	3272-6	2	Pin-Cotter
7	3290-378	1	Tie-Cable
8	106-0485-03	1	Mount-Pedal, Brake
9	32128-20	4	Nut-HF
10	3296-9	2	Nut-Lock
11	99-3410	1	Switch
12	3249-11	2	Screw-Machine
13	32152-1	4	Nut-Lock, Cone
14	69-7880-03	1	LH Brake Arm ASM
14:2:2	302-5	1	Fitting-Grease
14:2:4	256-247	2	Bushing-Flange
15	283-1	2	Pin-Clevis
16	69-5670	2	Cable-Brake
17	3290-307	2	Pin-Hair
19	69-7720-03	1	Brake Pawl ASM
20	69-7890-03	1	RH Brake Arm ASM
20:2:5	256-247	2	Bushing-Flange
20:2:6	302-5	1	Fitting-Grease
21	69-7700-03	2	Pedal ASM

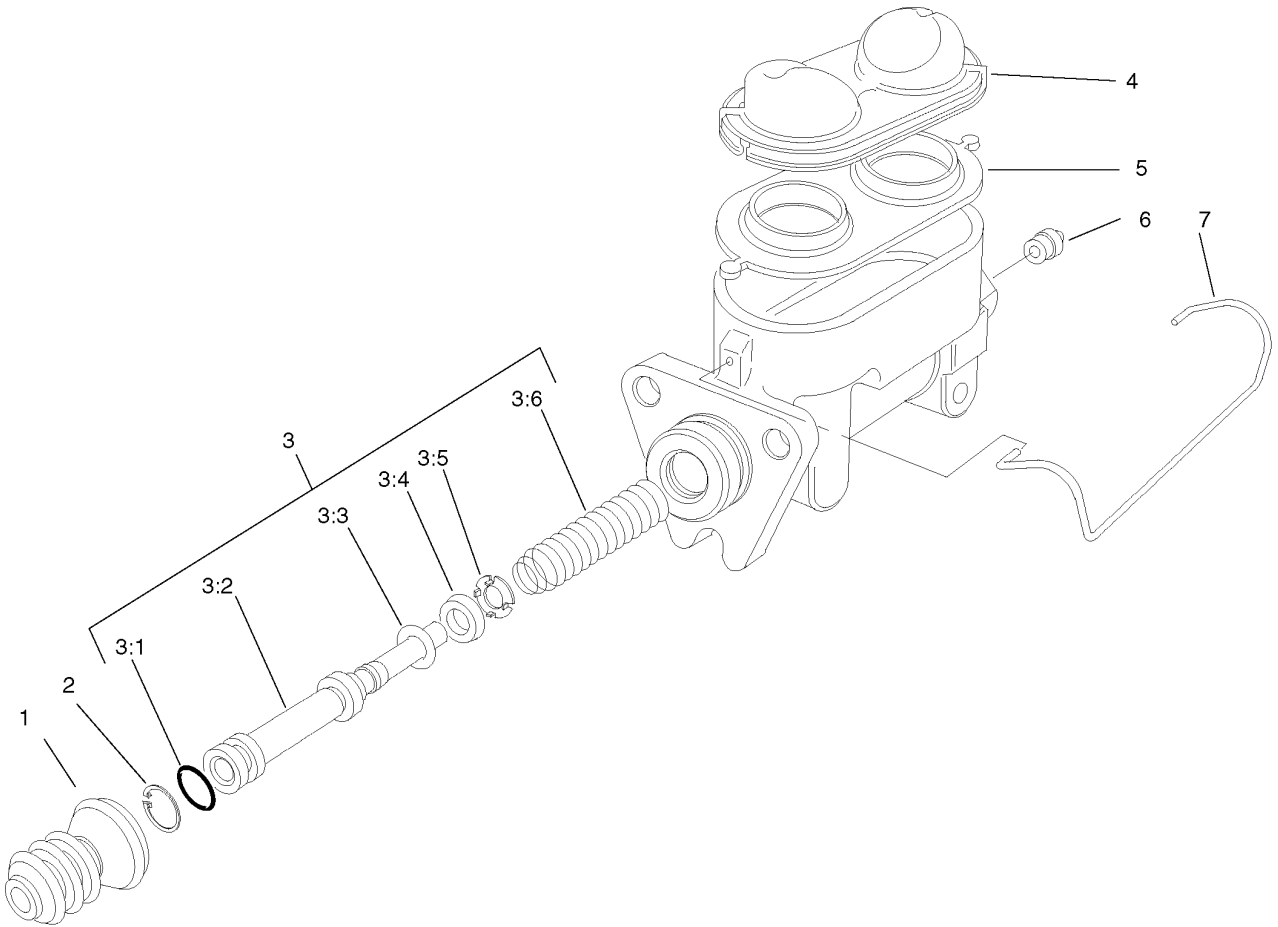
Ref	Part No.	Qty.	Description
22	322-4	4	Screw-HH
23	49-6171	1	Pad-Brake, LH
24	49-6172	1	Pad-Brake, RH
25	69-9200	1	Pin
26	3234-14	4	Screw-HHF
27	3256-22	4	Washer-Flat
28	3255-24	2	Washer-Lock / EXT
29	3272-5	1	Pin-Cotter



## Service Brake Assembly

Ref	Part No.	Qty.	Description
1	3272-12	1	Pin-Cotter
2	323-7	3	Screw-HH
3	32128-21	3	Nut-HF
4	69-2640	1	Cylinder-Master
5	353-994	1	Fitting-Brake
6	74-2530	1	Front Brake Tube ASM
7	74-2510	1	LH Brake Tube ASM
8	218-242	1	Switch-Light, Stop
9	218-243	1	Tee
10	74-2520	1	RH Brake Tube ASM
11	322-4	2	Screw-HH
12	69-9340	1	Shaft-Cylinder, Master
13	3272-10	1	Pin-Cotter
14	3220-2	1	Nut-Jam
15	282-2	1	Yoke
16	32149-2	2	Nut-Keps
17	3234-13	2	Screw-HHF
18	32127-11	2	Nut-Lock
19	93-7039-01	1	Bracket-Brake
20	93-7037	1	Switch
21	32144-1	2	Screw-Taptite
22	21-1830	1	Spring-Extension
23	283-1	1	Pin-Clevis
24	69-8750-03	1	Brake ASM

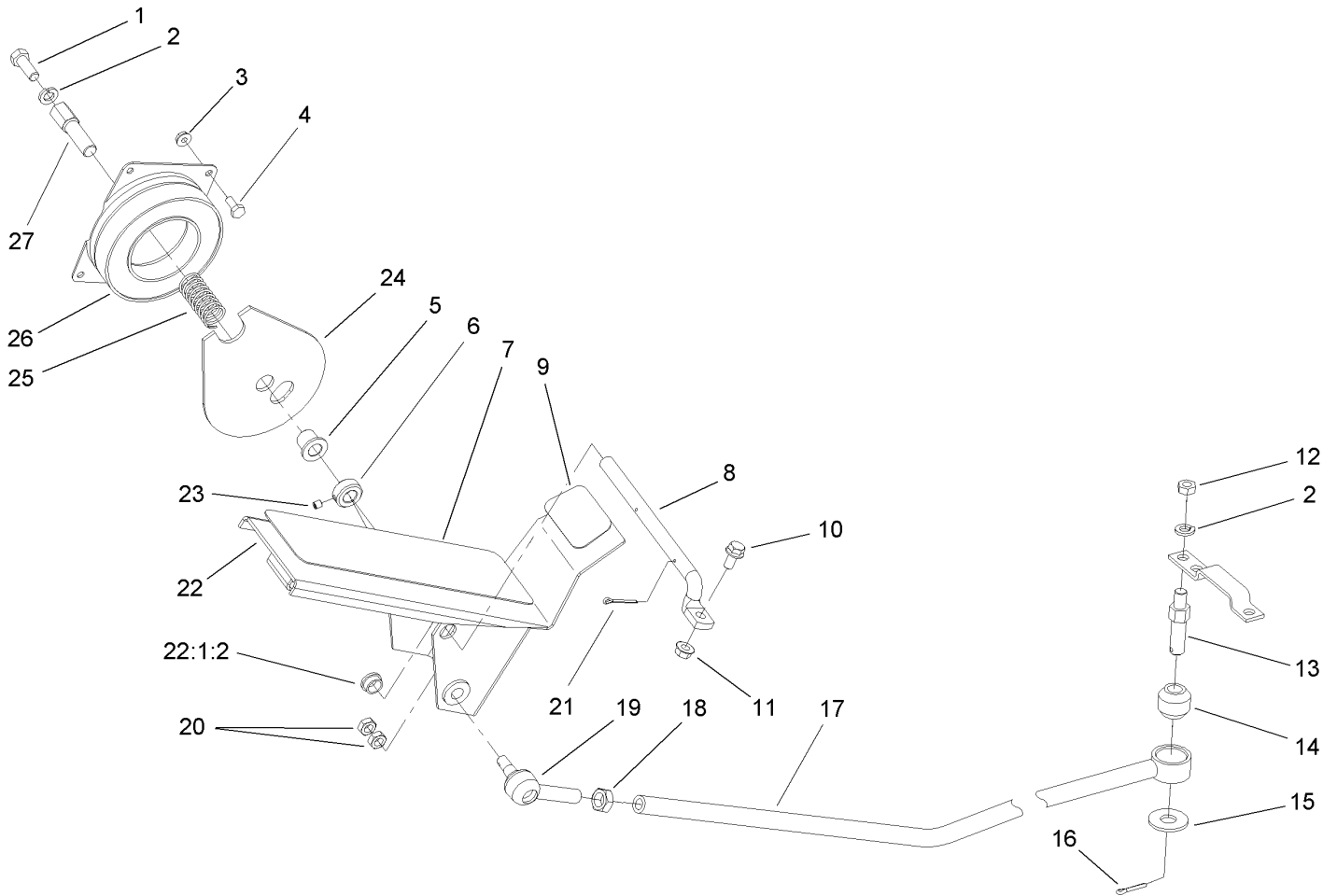
Ref	Part No.	Qty.	Description
25	32152-1	2	Nut-Lock, Cone
26	69-7700-03	1	Pedal ASM
27	49-6170	1	Pad-Brake
28	3256-24	1	Washer-Flat



### Brake System Master Cylinder No. 69-2640

Ref	Part No.	Qty.	Description
1	69-2650	1	Boot-Cylinder, Master
2	69-2660	1	Ring-Snap
3	69-2730	1	Piston ASM
②3:1		1	Seal-Lip
②3:2		1	Piston
②3:3		1	Protector-Cup
②3:4		1	Cup-Pumping
②3:5		1	Retainer-Cup
②3:6		1	Spring-Return
4	69-2750	1	Cover-Reservoir
5	69-2760	1	Gasket-Diaphragm
6	69-2770	1	Seat-Tube
7	69-2740	1	Bail

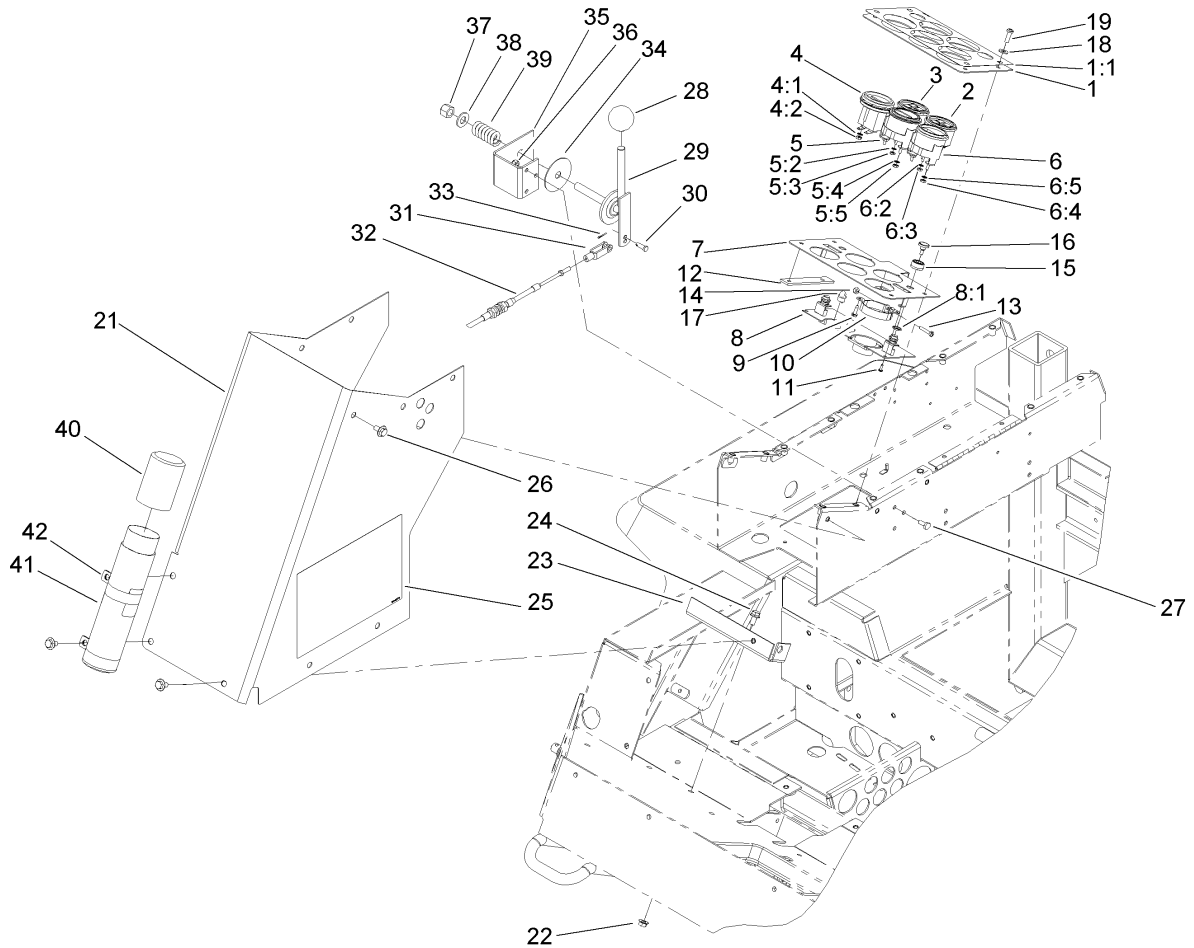
--	--	--	--



## Traction Pedal and Cruise Control Assembly

Ref	Part No.	Qty.	Description
1	323-6	1	Screw-HH
2	3253-21	2	Washer-Lock
3	32149-2	4	Nut-Keps
4	321-3	4	Screw-HH
5	256-273	1	Bushing-Flange
6	43-6320	1	Collar
7	71-0440	1	Abrasive-Pedal
8	69-9390	1	Shaft-Pedal
9	71-0450	1	Abrasive-Pedal, Rear
10	3234-14	1	Screw-HHF
11	32128-20	1	Nut-HF
12	3217-7	1	Nut-Hex
13	69-9030	1	Post-Device, Neutral
14	23-2270	1	Bushing-Rubber
15	3256-6	1	Washer-Flat
16	3272-10	1	Pin-Cotter
17	107-1179-03	1	Control-Rod
18	3220-5-01	1	Nut-HJ
19	21-0141-03	1	RH Ball Joint ASM
20	3220-3	2	Nut-Hex, Jam
21	3272-7	2	Pin-Cotter
22	99-5347-03	1	Pedal-Traction
22:1:2	256-156	2	Bushing-Flange
23	3245-32	1	Screw-HSH

Ref	Part No.	Qty.	Description
24	99-5348	1	Plate-Clutch
25	43-6200	1	Spring-Compression
26	100-8016	1	Field Core Coil ASM
27	92-9701	1	Shaft-Cruise
28	3290-378	1	Tie-Cable

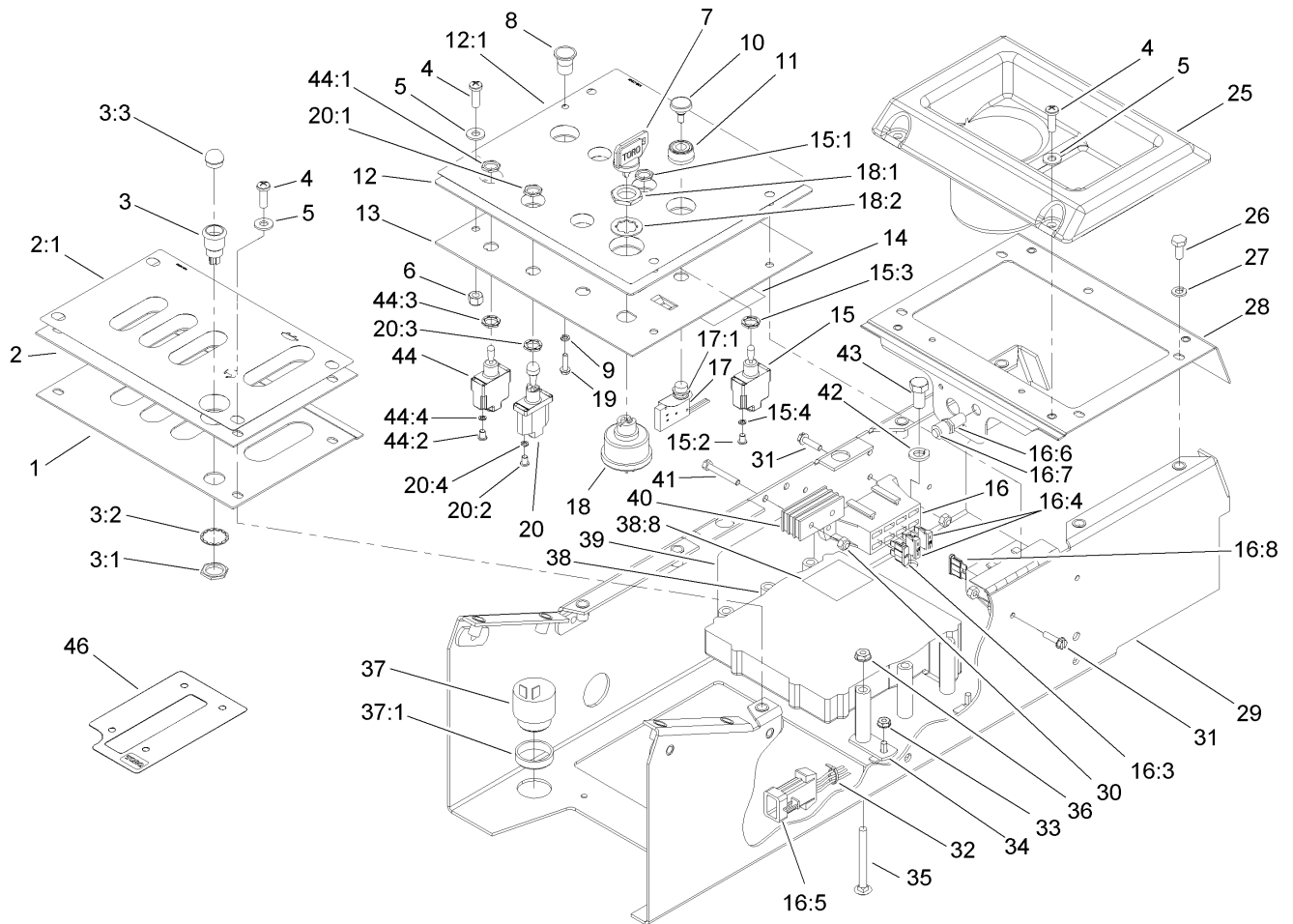


## Gauge Panel Assembly

Ref	Part No.	Qty.	Description
1	106-0398	1	Gauge Panel ASM
1:1	106-0393	1	Decal-Panel, Gauge
2	71-4210	1	Cluster-Light, Warning
3	71-4200	1	Cluster-Light, Warning
4	66-2950	1	Gauge-Hourmeter
4:1	3255-20	2	Washer-Lock
4:2	3217-25	2	Nut-Hex
5	66-2940	1	Gauge-Fuel
5:2	3254-1	2	Washer-Lock, Int
5:3	3217-27	2	Nut-Hex
5:4	3255-24	3	Washer-Lock / EXT
5:5	3217-16	3	Nut-Hex
6	63-7430	1	Gauge-Temperature
6:2	3254-1	2	Washer-Lock, Int
6:3	3217-27	2	Nut-Hex
6:4	3217-16	3	Nut-Hex
6:5	3255-24	3	Washer-Lock / EXT
7	86-7410-03	1	Plate-Gauge
8	92-1771	1	Board-Instrument
8:1	218-498	2	Locknut
9	32144-19	4	Screw-SHWH
10	69-4780	2	Clamp-Gauge
11	32104-16	4	Screw-PPH
12	71-4250-03	2	Spacer-Panel

Ref	Part No.	Qty.	Description
13	32105-12	2	Screw
14	3296-2	2	Nut-Lock
15	43-6420	2	Bezel
16	43-6280	2	Button-Push
17	219-17	8	Bulb
18	3256-22	4	Washer-Flat
19	3290-133	4	Screw
21	69-9560-01	1	Housing-Control
22	32128-20	2	Nut-HF
23	69-8210-03	1	Support-Cover
24	3234-14	2	Screw-HHF
25	108-8074	1	Decal-Service
26	3234-7	11	Screw-HHF
27	321-3	3	Screw-HH
28	233-48	1	Knob
29	69-8040	1	Lever-Throttle
30	283-67	1	Pin-Clevis
31	282-28	1	Clevis-Adjustable
32	77-2990	1	Cable-Throttle
33	3272-1	1	Pin-Cotter
34	3-2858	1	Disc-Friction
35	69-9130-03	1	Bracket-Throttle
36	3296-42	3	Nut-Lock, NI
37	3296-23	1	Nut-Lock, NI

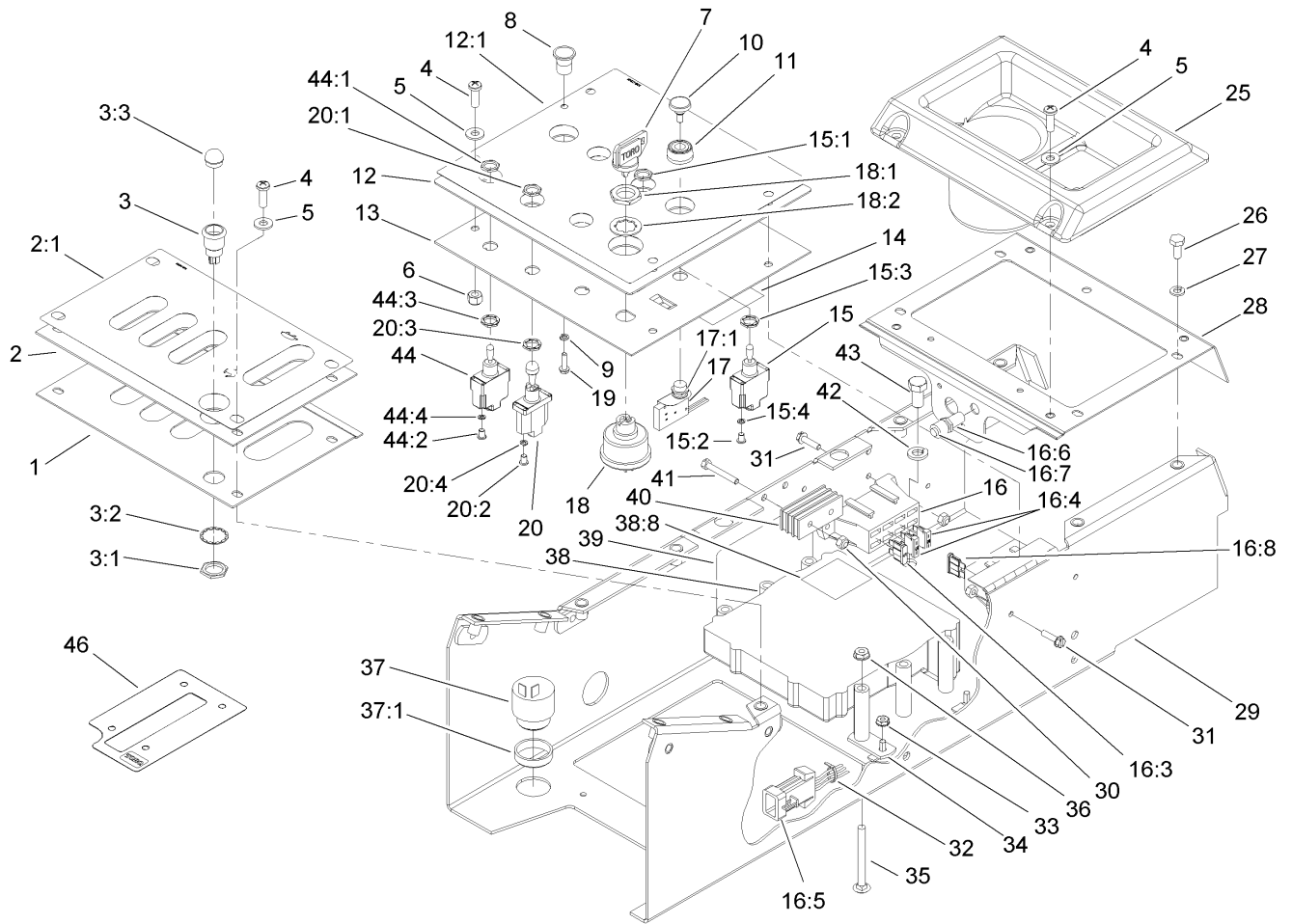




## Control Box and Lower Control Panel Assembly

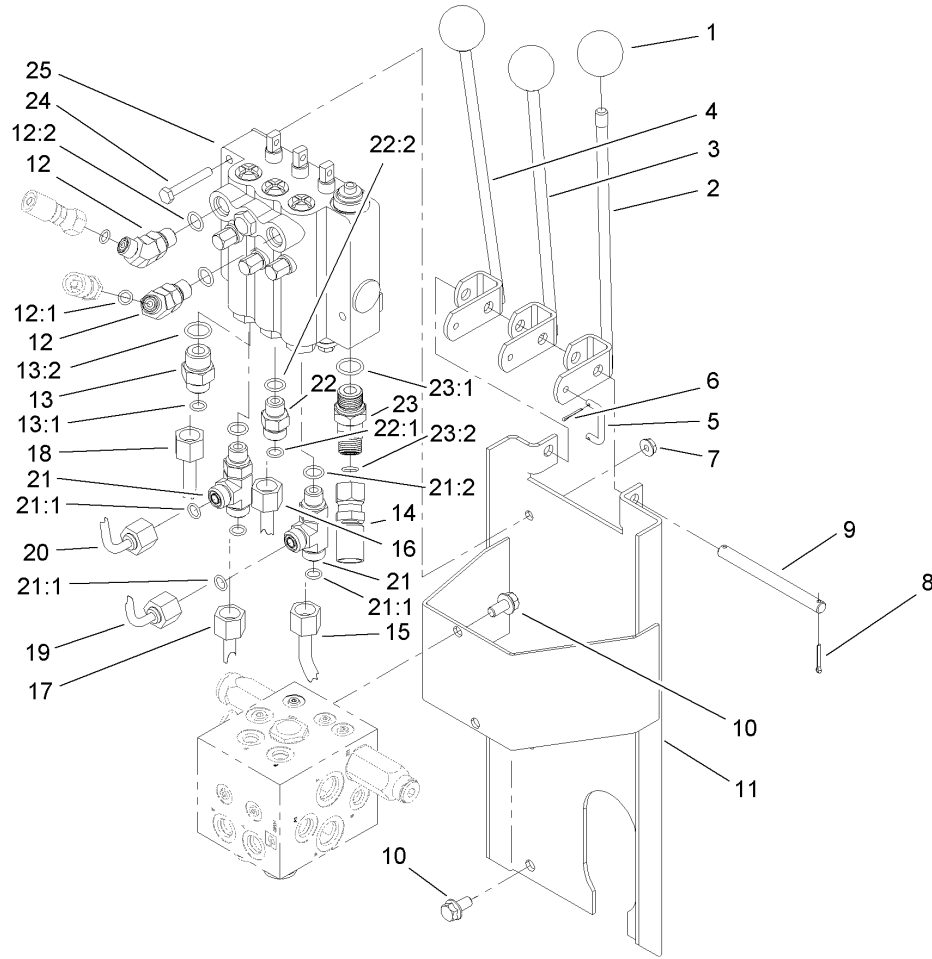
Ref	Part No.	Qty.	Description
1	100-3393-03	1	Plate-Lever, Lift
2	106-0482	1	Lift Control ASM
2:1	106-0392	1	Decal-Panel, Deck Lift
3	44-2210	1	Light-Indicator, Red
3:1	218-535	1	Nut-Hex
3:2	218-536	1	Washer-Lock
3:3	218-533	1	Lens
① 2 3:4		1	Bulb
4	3290-133	12	Screw
5	3256-22	12	Washer-Flat
6	3296-42	4	Nut-Lock, NI
7	63-8360	1	Key-Ignition
8	233-66	1	Knob-Plastic
9	3253-15	1	Washer-Lock
10	43-6280	2	Button-Push
11	43-6420	2	Bezel
12	106-0399	1	Control Panel ASM
12:1	106-0391	1	Decal-Panel, Control
13	106-0486-03	1	Plate-Control
14	108-8001	1	Decal-Fuse
15	69-9740	1	Switch
15:1	218-498	2	Locknut
15:2	218-588	3	Screw
15:3	218-589	1	Washer

Ref	Part No.	Qty.	Description
15:4	3253-19	3	Washer-Lock
16	107-2186	1	Harness-Wire
① 16:1	106-0065	2	Link-Fusable
① 16:2	99-6125	1	Fusable Link Wire ASM
16:3	110928	1	Fuse-5 Amp
16:4	109355	2	Fuse-15 Amp
16:5	85-4650	1	Connector
16:6	85-4491	1	Light-Indicator (Includes Lamp)
16:7	219-19	1	Lamp-Green
16:8	218-578	1	Fuse-10 Amp
17	72-9760	2	Switch
17:1	218-498	1	Locknut
18	104-2541	1	Switch-Key
18:1	218-461	1	Nut-HH
18:2	3254-5	1	Washer-Tooth
19	3290-392	1	Screw-HHF
20	69-9730	1	Switch-PTO
20:1	218-498	2	Locknut
20:2	218-588	3	Screw
20:3	218-589	1	Washer
20:4	3253-19	3	Washer-Lock
25	69-7040	1	Holder-Cup
26	321-3	4	Screw-HH
27	3253-3	4	Washer-Lock



## Control Box and Lower Control Panel Assembly (continued)

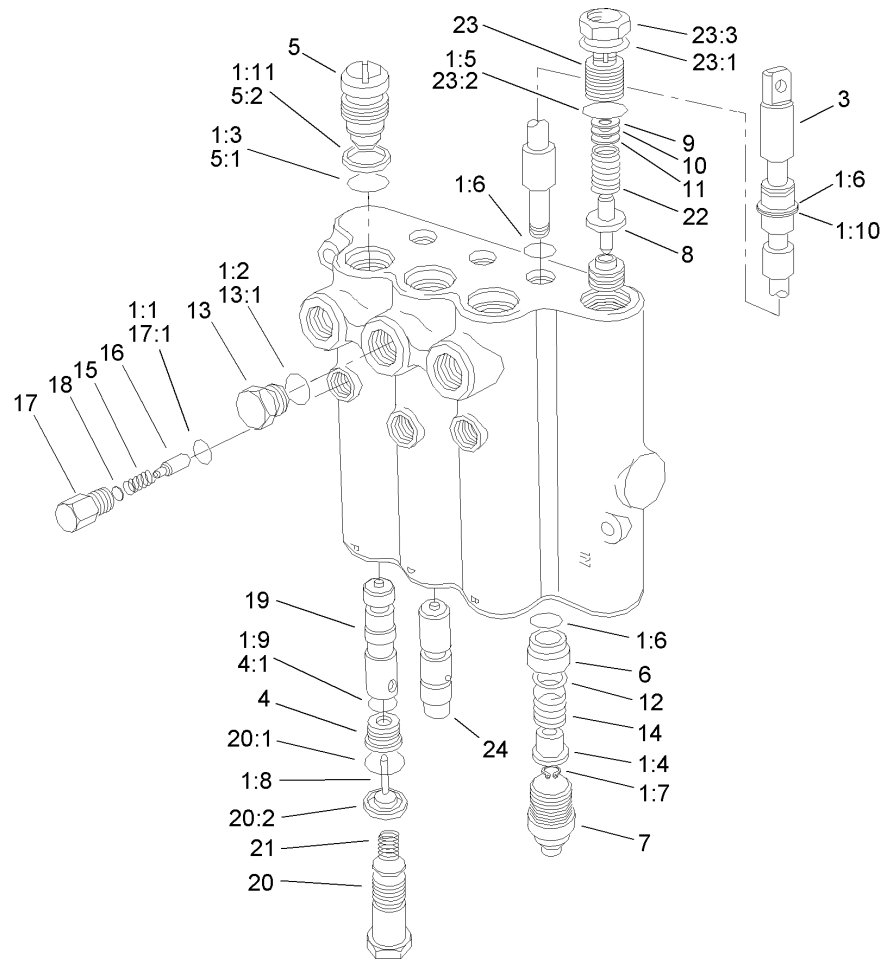
Ref	Part No.	Qty.	Description
28	71-2430-03	1	Rear Plate ASM
29	71-4130	1	Support-Control
30	3296-2	6	Nut-Lock
31	32105-13	4	Screw-SHH
32	3290-378	7	Tie-Cable
33	32149-7	3	Nut-Keps
34	92-8661	3	Tab
35	3229-8	3	Screw-CARR
36	32149-2	3	Nut-Keps
37	80-9330	1	Alarm-Audio
37:1	104-5107	1	Nut-Plastic, Knurled
38	92-5720	1	Controller
38:8	93-8053	1	Decal
39	108-8002	1	Decal-Fuse
40	69-6260	1	Magnet
41	32105-1	2	Screw-SHH
42	3253-21	4	Washer-Lock
43	323-4	4	Screw-HH
44	71-4170	1	Switch
44:1	218-498	2	Locknut
44:2	218-588	3	Screw
44:3	218-589	1	Washer
44:4	3253-19	3	Washer-Lock
46	92-4087	1	Decal-Display

### Lift Valve Installation Assembly

Ref	Part No.	Qty.	Description
1	233-42	3	Knob
2	69-7010	1	Lever-Valve, LH
3	69-6990	1	Lever-Valve, Center
4	69-7000	1	Lever-Valve, RH
5	69-9140	3	Link-Lever, Valve
6	3272-1	6	Pin-Cotter
7	32149-2	2	Nut-Keps
8	3272-6	2	Pin-Cotter
9	69-9150	1	Shaft-Lever, Valve
10	3234-14	6	Screw-HHF
11	69-7810-03	1	Valve Bracket ASM
12	340-137	2	Fitting
12:1	237-21	1	O-Ring
12:2	237-42	1	O-Ring
13	340-3	1	Adapter
13:1	237-22	1	O-Ring
13:2	237-79	1	O-Ring
14	99-3577	1	Hose ASM
15	69-5700	1	Tube-HYD
16	69-5720	1	Tube-HYD
17	69-5740	1	Tube-HYD
18	69-5870	1	Tube-HYD
19	69-5680	1	Tube-HYD
20	69-5890	1	Tube-HYD

Ref	Part No.	Qty.	Description
21	340-86	2	Fitting-HYD, Tee
21:1	237-22	2	O-Ring
21:2	237-42	1	O-Ring
22	340-2	1	Fitting-HYD, Straight
22:1	237-22	1	O-Ring
22:2	237-42	1	O-Ring
23	340-138	1	Fitting-HYD, 45 DEG
23:1	237-79	1	O-Ring
23:2	237-22	1	O-Ring
24	321-10	2	Screw-HH
25	69-1780	1	Control Valve ASM

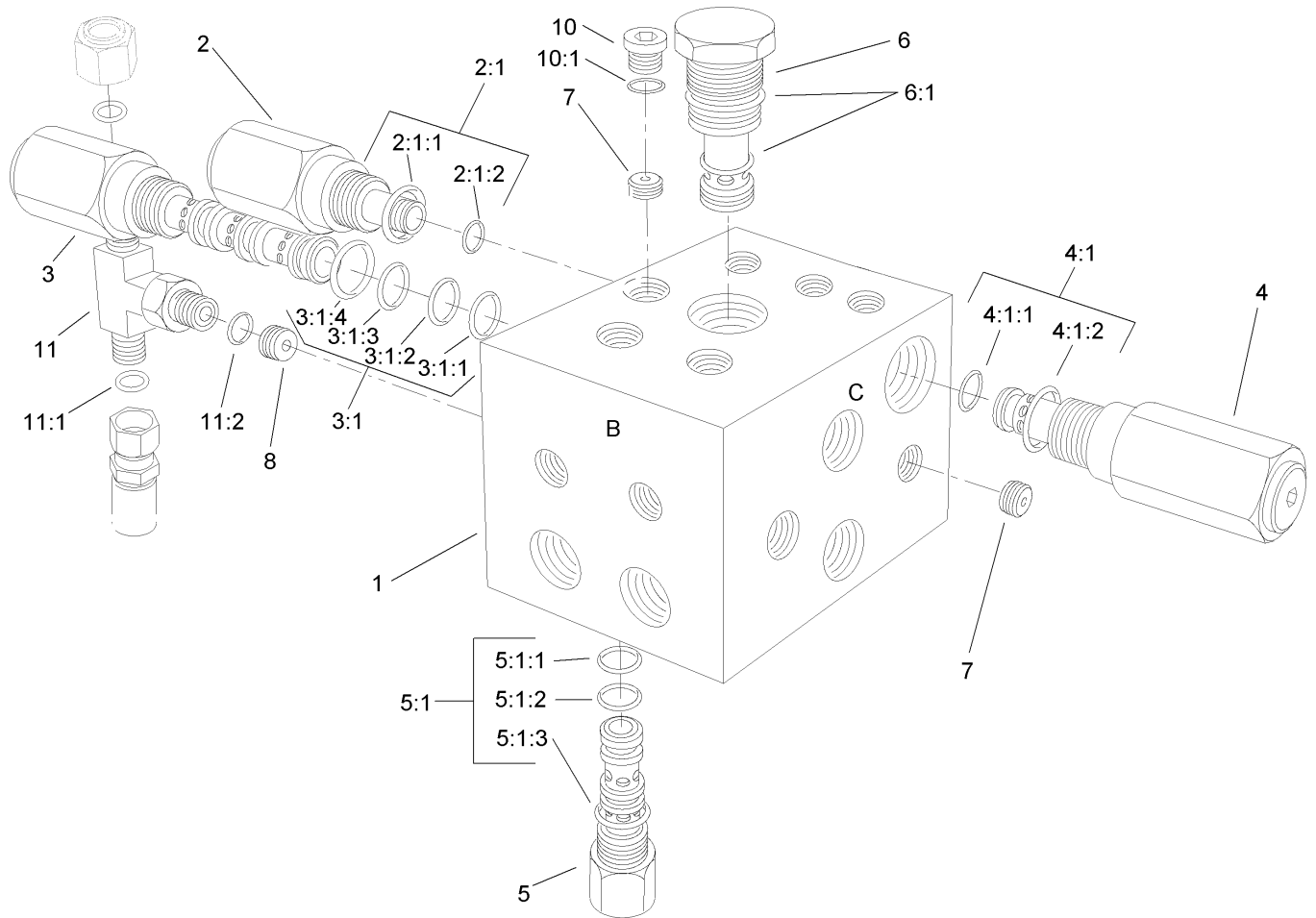


## Control Valve Assembly No. 69-1780

Ref	Part No.	Qty.	Description
1	60-3780	1	Seal Kit
1:1	58-6790	3	O-Ring
1:2	58-6720	3	O-Ring
1:3	60-5720	6	O-Ring
1:4	58-6310	6	Spacer
1:5	58-6750	1	O-Ring
1:6	58-6450	6	O-Ring
1:7	58-6460	3	Ring-Retaining
1:8	58-6290	3	Poppet
1:9	58-6340	3	O-Ring
1:10	58-6320	3	Wiper
1:11	58-6370	1	Washer
23		1	Spool
4	58-6330	3	Seat
4:1	58-6340	1	O-Ring
5	58-6350	3	Plug
5:1	60-5720	1	O-Ring
5:2	58-6370	1	Washer
6	58-6400	3	Bushing
7	58-6420	3	Cap
8	92-2568	1	Poppet
9	58-6470	1	Washer
10	58-6480	1	Washer
11	58-6490	1	Washer

Ref	Part No.	Qty.	Description
12	65-2770	3	Washer
13	58-6710	1	Plug
13:1	58-6720	1	O-Ring
14	58-6730	3	Spring
15	58-6760	3	Spring
16	58-6770	3	Plunger
17	58-6780	3	Plug
17:1	58-6790	1	O-Ring
18	60-6450	1	Disc
19	84-6420	2	Plunger
20	69-1800	3	Plug ASM
20:1	60-5720	1	O-Ring
20:2	58-6370	1	Washer
21	69-1810	3	Spring
22	106-0267	1	Spring
23	69-1830	1	Plug ASM
23:1		1	Screw
23:2	58-6750	1	O-Ring
23:3		1	Nut-Lock
24	69-1840	1	Plunger

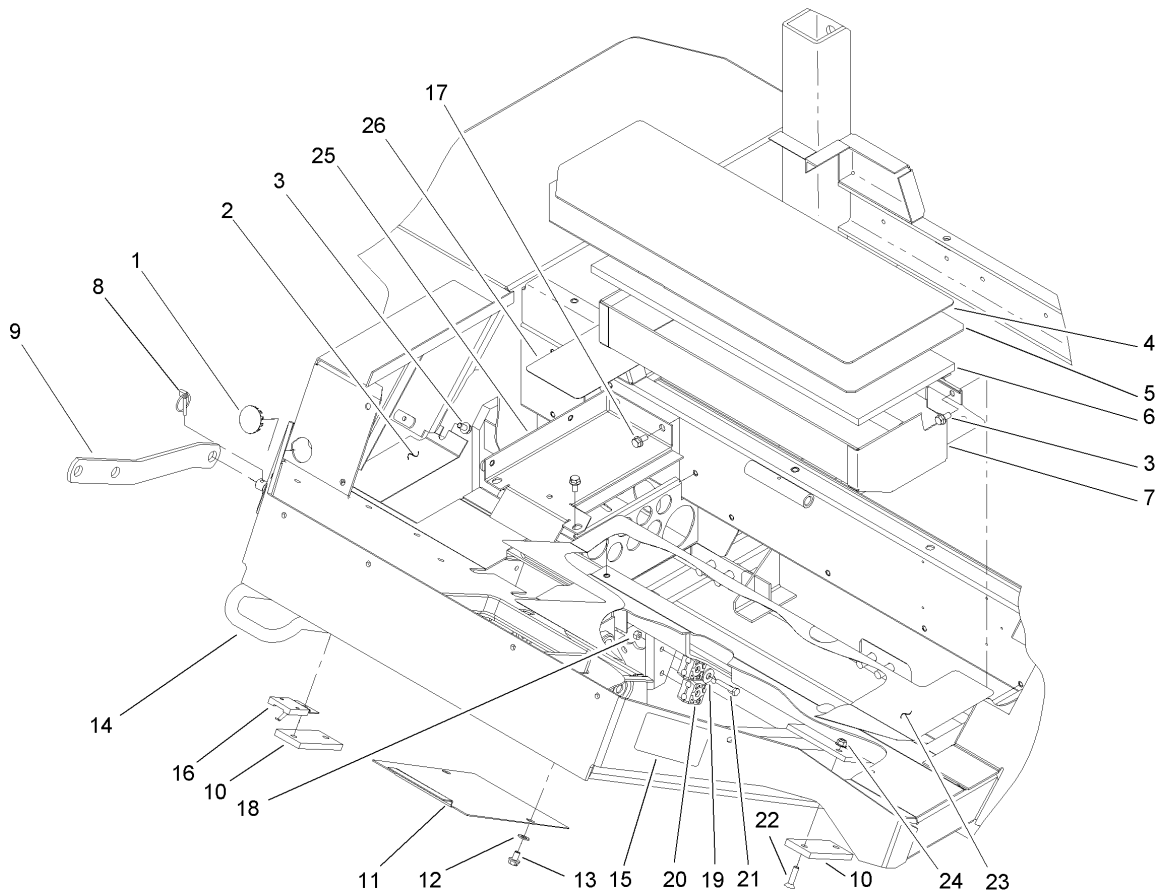




## Counterbalance Manifold Assembly No. 95-5907

Ref	Part No.	Qty.	Description
1	69-4070	1	Body-Manifold
2	95-5630	1	Relief-Operated, Pilot
2:1	95-5645	1	Seal Kit
2:1:1		1	O-Ring
2:1:2		1	O-Ring
2:1:3		1	P-Ring
3	95-5631	1	Valve-Sequence
3:1	95-5642	1	Seal Kit
3:1:1		1	O-Ring
3:1:2		1	O-Ring
3:1:3		1	O-Ring
3:1:4		1	Ring-Boss, Low Compression
4	95-5632	1	Relief-Operated, Pilot
4:1	95-5645	1	Seal Kit
4:1:1		1	O-Ring
4:1:2		1	O-Ring
4:1:3		1	P-Ring
5	95-5633	2	Valve-Pilot, Directional
5:1	95-5642	1	Seal Kit
5:1:1		1	O-Ring
5:1:2		1	O-Ring
5:1:3		1	O-Ring
5:1:4		1	Ring-Boss, Low Compression
6	95-5634	1	Cartridge-Logic, Spool

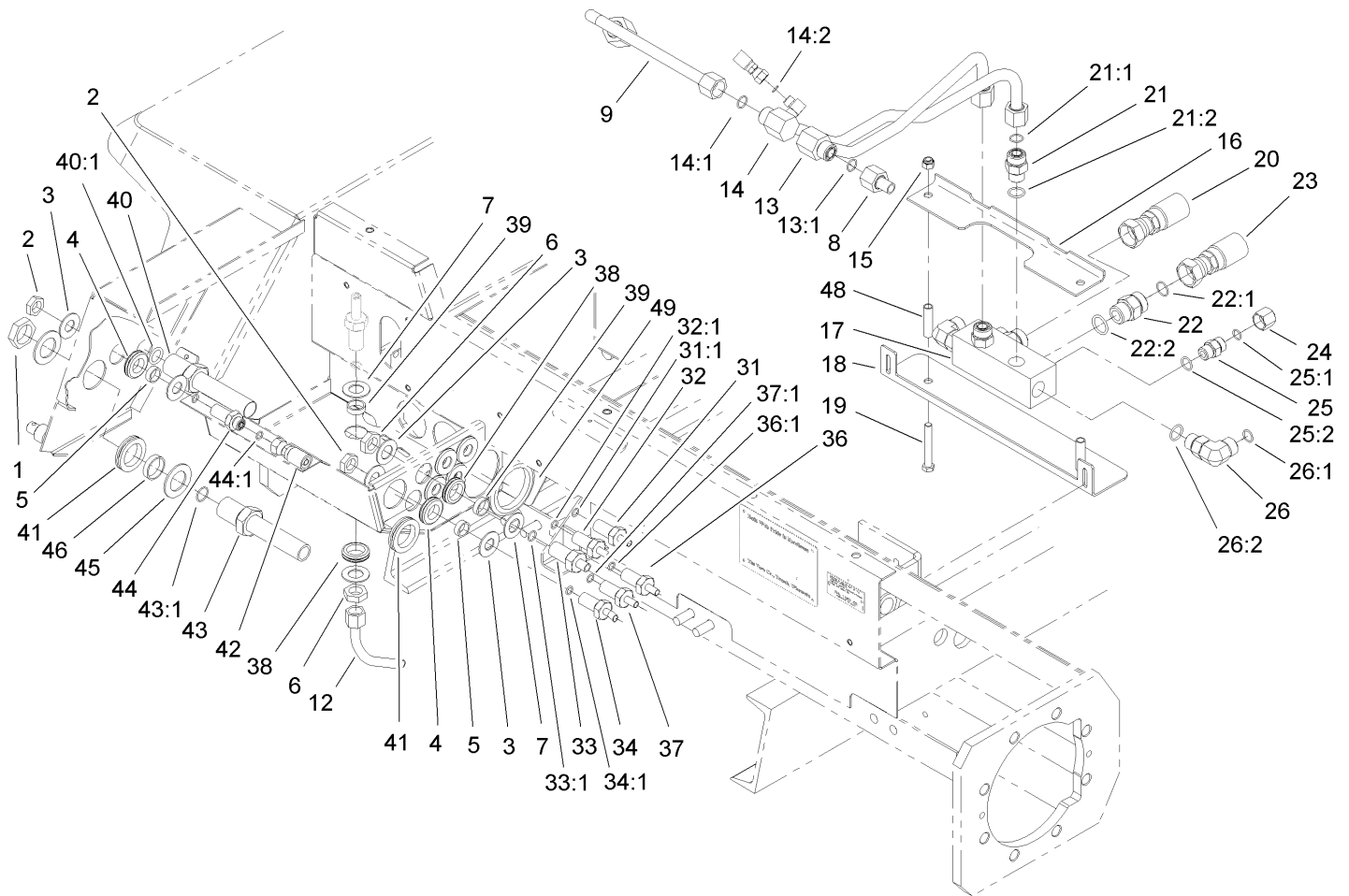
Ref	Part No.	Qty.	Description
6:1	95-5641	1	Seal Kit
7	69-4130	2	Plug-Orifice (0.047)
8	69-4140	1	Plug-Orifice (.120)
10	353-990	1	Plug
10:1	237-78	1	O-Ring
11	340-94	1	Adapter
11:1	237-22	2	O-Ring
11:2	237-42	1	O-Ring



### Frame Assembly

Ref	Part No.	Qty.	Description
1	2410-10	1	Button-Plug
2	69-9330-01	1	Cover
3	3234-14	6	Screw-HHF
4	71-0410	1	Abrasive-Cover, Toolbox
5	69-8080-01	1	Cover-Toolbox
6	69-9430	1	Foam-Toolbox
7	69-8110-03	1	Toolbox ASM
8	3290-495	2	Pin-Klik
9	85-6190-01	1	Link-Deck, Tilt
10	69-9300	2	Pad-Bumper
11	69-9470-01	1	Cover-Access
12	3256-23	2	Washer-Flat
13	3234-28	2	Screw-HHF
14	69-0100-01	1	Frame ASM
15	72-4080	2	Decal-Danger
16	93-7038	1	Switch-Transport
17	3234-14	4	Screw-HHF
18	32152-4	2	Nut-Lock, Cone
19	3256-22	2	Washer-Flat
20	56-7973	4	Clamp-Tube
21	321-9	2	Screw-HH
22	32108-103	4	Screw-FH
23	71-0420	1	Abrasive-Floor
24	104-8300	4	Nut-Flange, NI

Ref	Part No.	Qty.	Description
25	71-2450-01	1	Cover-Access
26	71-0430	1	Abrasive-Floor

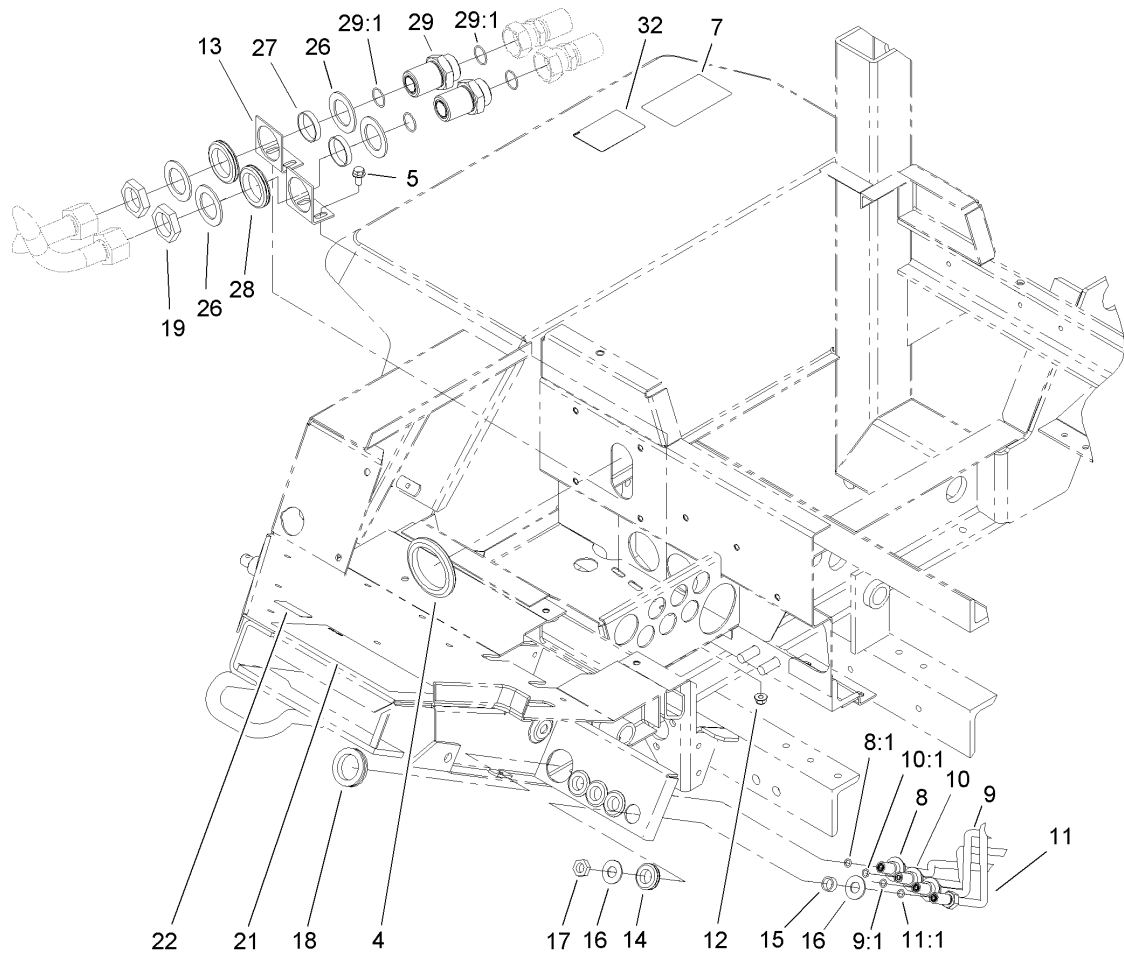


## Hydraulic Compartment Assembly

Ref	Part No.	Qty.	Description
1	340-126	2	Nut-Bulkhead
2	340-70	6	Nut-Lock
3	69-8940	12	Washer
4	240-4	6	Grommet-Rubber
5	69-8970	6	Spacer
6	340-127	2	Nut-Bulkhead
7	69-8930	4	Washer
8	106-0077	1	Tube-HYD, Traction RH
9	106-0076	1	Tube-HYD, Traction LH
12	85-6150	1	Tube-HYD
13	108-1534	1	LH Traction Tube ASM
13:1	237-65	1	O-Ring
14	108-1533	1	RH Traction Tube ASM
14:1	237-65	1	O-Ring
14:2	237-21	1	O-Ring
15	3296-39	2	Nut-Lock, NI
16	106-0199-03	1	Bracket-Support, Upper
17	105-0682	1	Block-HYD
18	106-0185-03	1	Bracket-Support, Lower
19	323-13	2	Screw-HH
20	106-0195	1	HYD Hose ASM
21	340-7	2	Adapter
21:1	237-65	1	O-Ring
21:2	237-80	1	O-Ring

Ref	Part No.	Qty.	Description
22	340-9	2	Fitting-HYD, Straight
22:1	237-58	1	O-Ring
22:2	237-81	1	O-Ring
23	106-0196	1	HYD Hose ASM
24	340-152	2	Cap-HYD
25	340-4	2	Fitting-HYD, Straight
25:1	237-30	1	O-Ring
25:2	237-79	1	O-Ring
26	340-17	2	Fitting-HYD, 90 DEG
26:1	237-65	1	O-Ring
26:2	237-80	1	O-Ring
31	69-6040	1	Tube-HYD
31:1	237-22	2	O-Ring
32	69-6030	1	Tube-HYD
32:1	237-22	2	O-Ring
33	69-5790	1	Tube-HYD
33:1	237-30	2	O-Ring
34	93-7426	1	Tube-HYD
34:1	237-22	1	O-Ring
36	69-6050	1	Tube-HYD
36:1	237-22	2	O-Ring
37	69-6060	1	Tube-HYD
37:1	237-22	2	O-Ring
38	240-5	2	Grommet

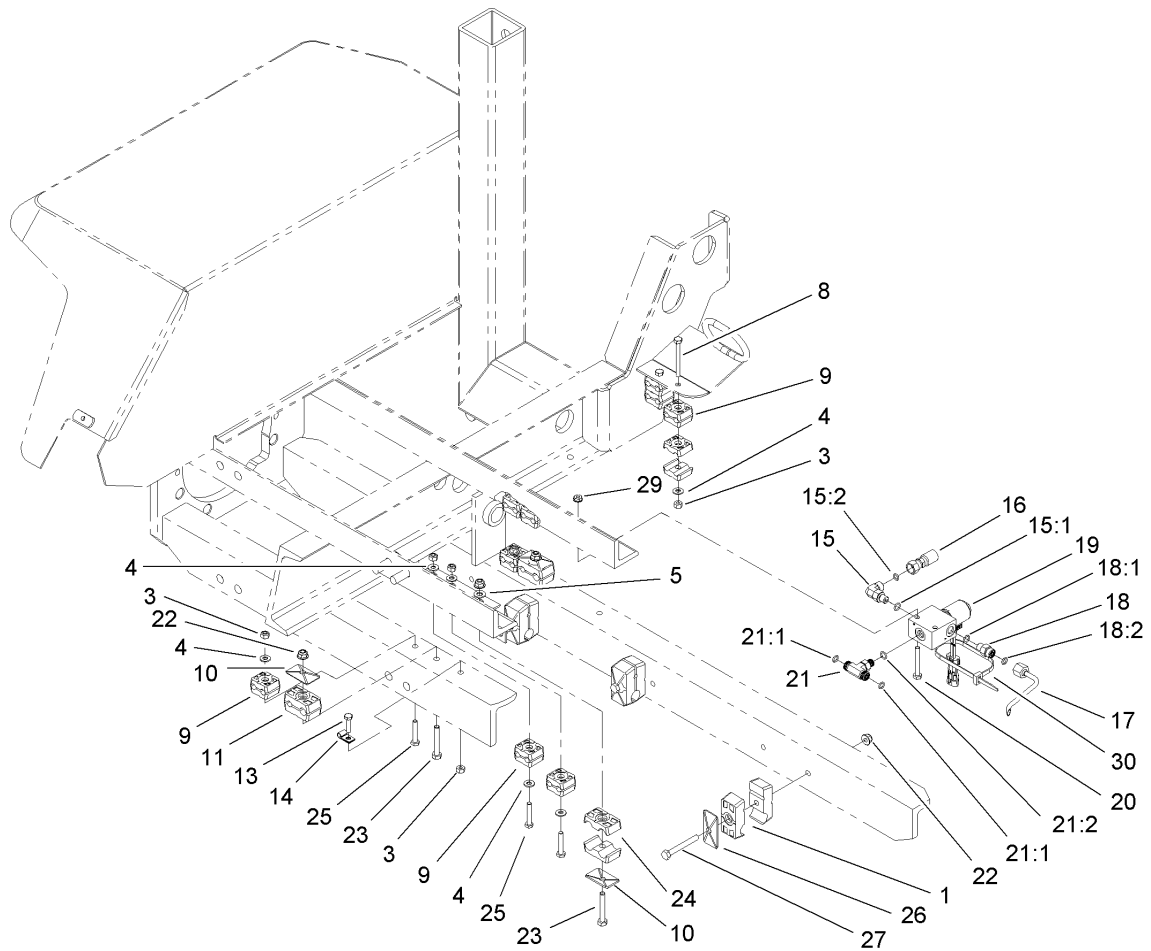




## Hydraulic Line Assembly

Ref	Part No.	Qty.	Description
4	237-164	1	Grommet
5	3234-14	4	Screw-HHF
7	95-0821	1	Decal-Oil, HYD
8	69-6070	1	Tube-HYD
8:1	237-21	1	O-Ring
8:2	237-22	1	O-Ring
9	108-1538	1	HYD Tube ASM
9:1	237-21	1	O-Ring
9:2	237-22	1	O-Ring
10	69-6080	1	Tube-HYD
10:1	237-21	1	O-Ring
10:2	237-22	1	O-Ring
11	69-5800	1	Tube-HYD
11:1	237-21	1	O-Ring
12	104-8300	4	Nut-Flange, NI
13	71-2560-03	2	Support-Bulkhead
14	240-6	4	Grommet-Rubber
15	69-8990	4	Spacer
16	69-8980	8	Washer
17	340-78	4	Locknut-Bulkhead
18	240-7	1	Grommet-Rubber
19	340-128	2	Nut-Bulkhead
21	107-1159	1	Decal-Danger
22	98-4387	1	Decal-Protection, Ear

Ref	Part No.	Qty.	Description
26	69-8920	4	Washer
27	69-8950	2	Spacer
28	240-2	2	Grommet-Rubber
29	106-0060	2	Adapter-HYD
29:1	340-65	2	O-Ring
32	105-0739	1	Decal-Driveshaft

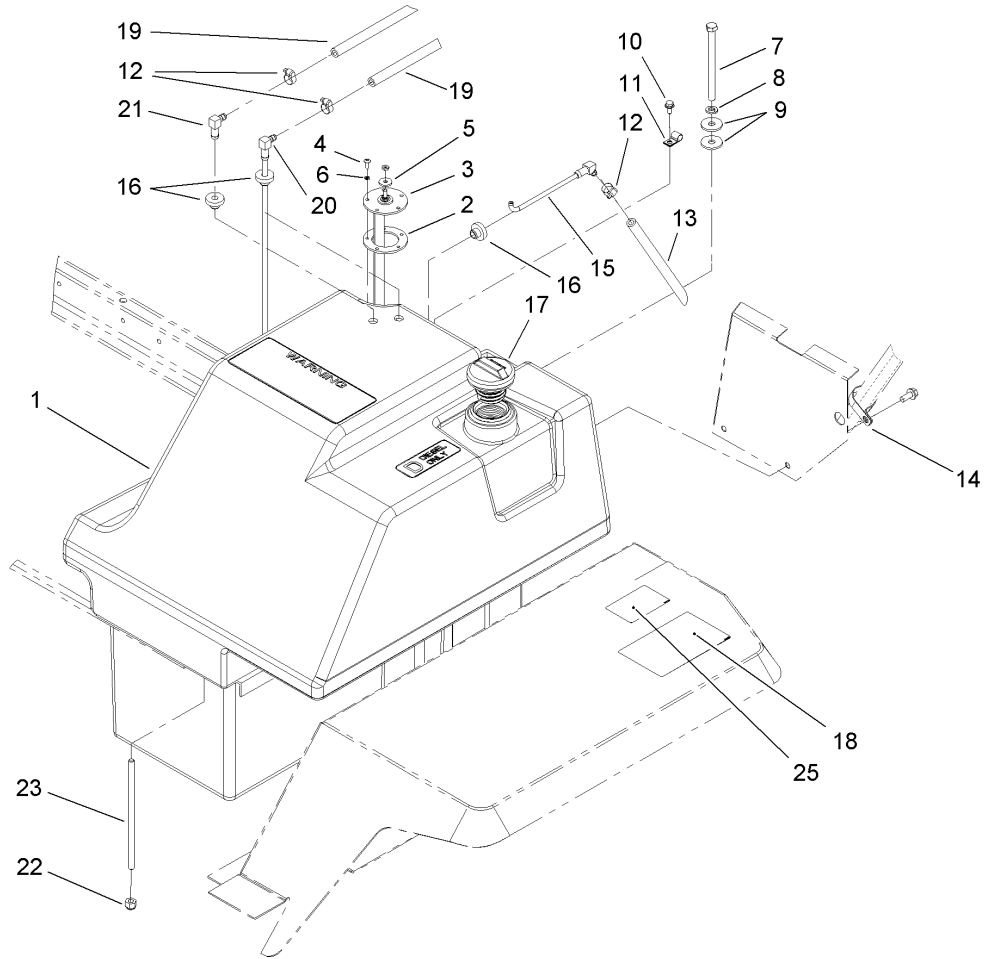


## Front Hydraulic Line Clamp Assembly

Ref	Part No.	Qty.	Description
1	56-7978	8	Clamp-Tube
3	32152-4	9	Nut-Lock, Cone
4	3256-22	10	Washer-Flat
5	3256-23	1	Washer-Flat
8	321-15	2	Screw-HH
9	56-7973	20	Clamp-Tube
10	69-9760	3	Coverplate
11	56-7972	4	Clamp-Tube
13	321-6	1	Screw-HH
14	2412-72	1	Clip-Closed, Insulated
15	340-132	1	Fitting-HYD, 90 DEG
15:1	237-78	1	O-Ring
15:2	237-21	1	O-Ring
16	108-1532	1	HYD Hose ASM
17	69-5950	1	Tube-HYD
18	340-92	1	Fitting-HYD, Straight
18:1	237-78	1	O-Ring
18:2	237-21	1	O-Ring
19	95-5916	1	Solenoid Valve ASM
20	321-11	2	Screw-HH
21	340-125	1	Fitting-Tee
21:1	237-21	2	O-Ring
21:2	237-78	1	O-Ring
22	104-8300	7	Nut-Flange, NI

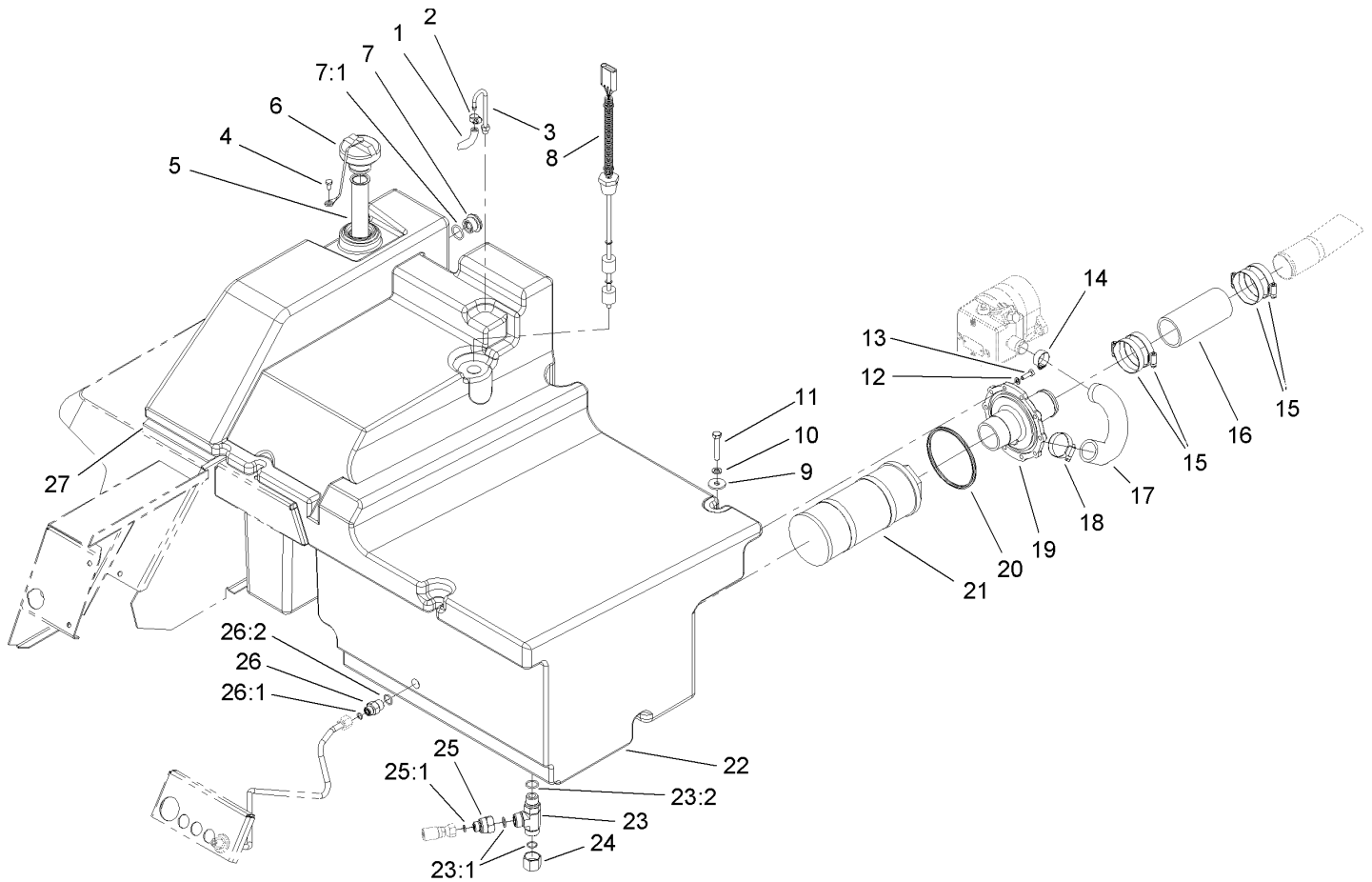
Ref	Part No.	Qty.	Description
23	322-10	3	Screw-HH
24	56-7971	2	Clamp-Tube
25	321-9	6	Screw-HH
26	69-9761	4	Coverplate
27	322-12	4	Screw-HH
29	32149-2	2	Nut-Keps
30	3290-378	1	Tie-Cable





## Fuel Tank Assembly

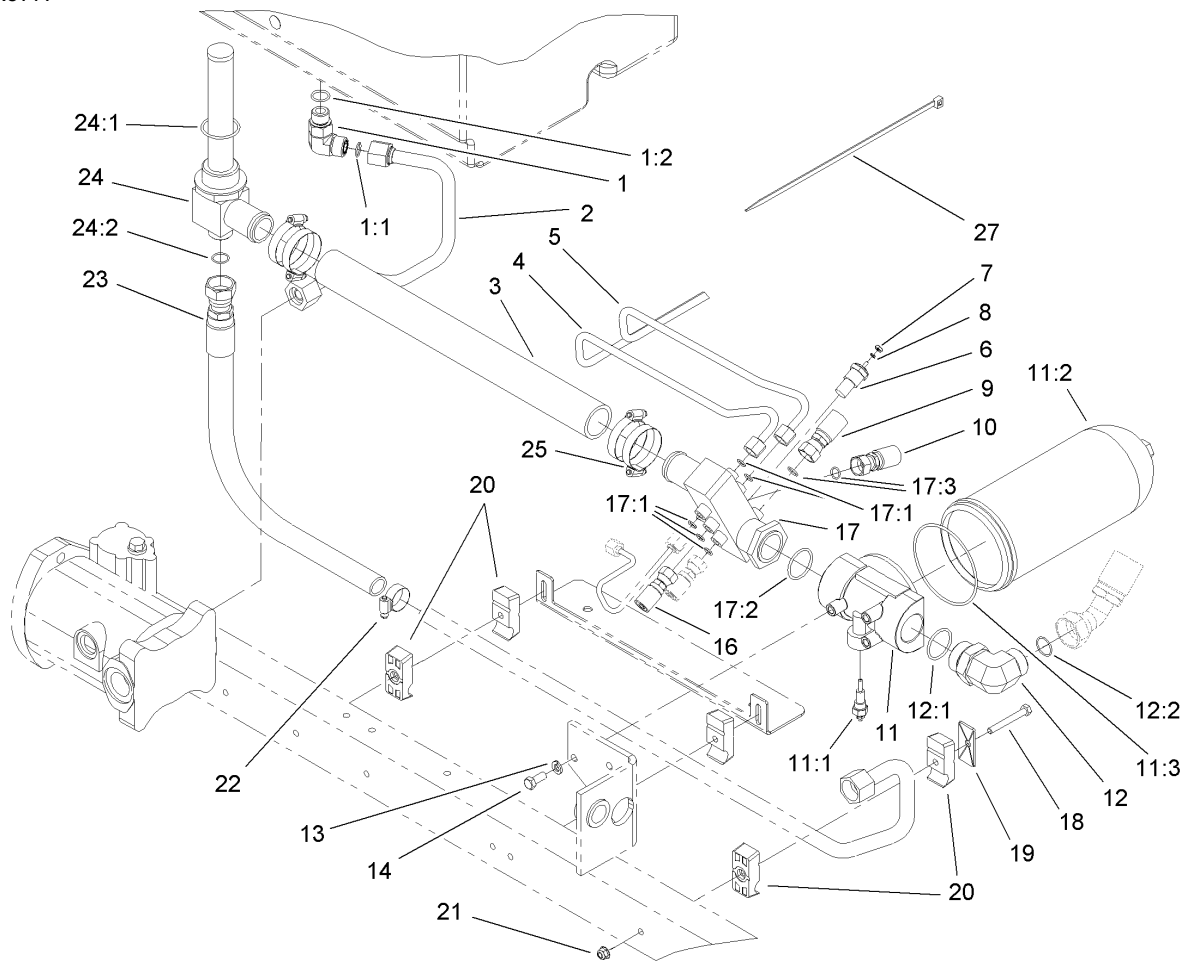
Ref	Part No.	Qty.	Description
1	106-0319	1	Tank-Fuel
2	62-7650	1	Gasket
3	70-6990	1	Level-Sender, Fuel
4	32122-24	5	Screw-PTH
5	5-3637	1	Spacer
6	3253-15	5	Washer-Lock
7	323-39	1	Screw-HH
8	3253-21	1	Washer-Lock
9	63-8410	2	Washer
10	3234-13	1	Screw-HHF
11	2412-89	1	Clamp
12	2412-108	3	Clamp-Worm
13	110-4109	1	Hose-Fuel
14	2412-74	1	R-Clamp
15	94-3310	1	Tube-Vent
16	46-6560	3	Bushing
17	93-3102	1	Cap-Fuel
18	95-0822	1	Decal-Warning, Fuel Tank
19	110-6184	2	Hose-Fuel
20	106-0349	1	Pipe-Stand, Fuel
21	46-6550	1	Fitting-HYD, 90 DEG
22	3296-39	1	Nut-Lock, NI
23	72-9550	1	Stud
25	105-0739	1	Decal-Driveshaft

## Hydraulic Tank Assembly

Ref	Part No.	Qty.	Description
1	110-6188	1	Hose-Fuel
2	2412-108	1	Clamp-Worm
3	69-4280	1	Tube-HYD
4	321-2	1	Screw-HH
5	61-2790	1	Filter-Screen
6	93-7160	1	Cap-Oil, HYD
7	69-1170	1	Glass-Sight
7:1	237-81	1	O-Ring
8	85-6260	1	Switch ASM
9	63-8410	4	Washer
10	3253-21	4	Washer-Lock
11	323-10	4	Screw-HH
12	3253-3	10	Washer-Lock
13	321-5	10	Screw-HH
14	2412-34	1	Clamp-Hose
15	2412-42	4	Clamp-Hose
16	69-5640	1	Hose-Return
17	107-1060	1	Hose-Suction
18	2412-3	1	Clamp-Hose
19	69-1610	1	Adapter-Hose, Suction
20	237-157	1	O-Ring
21	69-1650	1	Screen-Suction
22	94-1893	1	Tank-HYD
23	340-22	1	Fitting-HYD, Tee

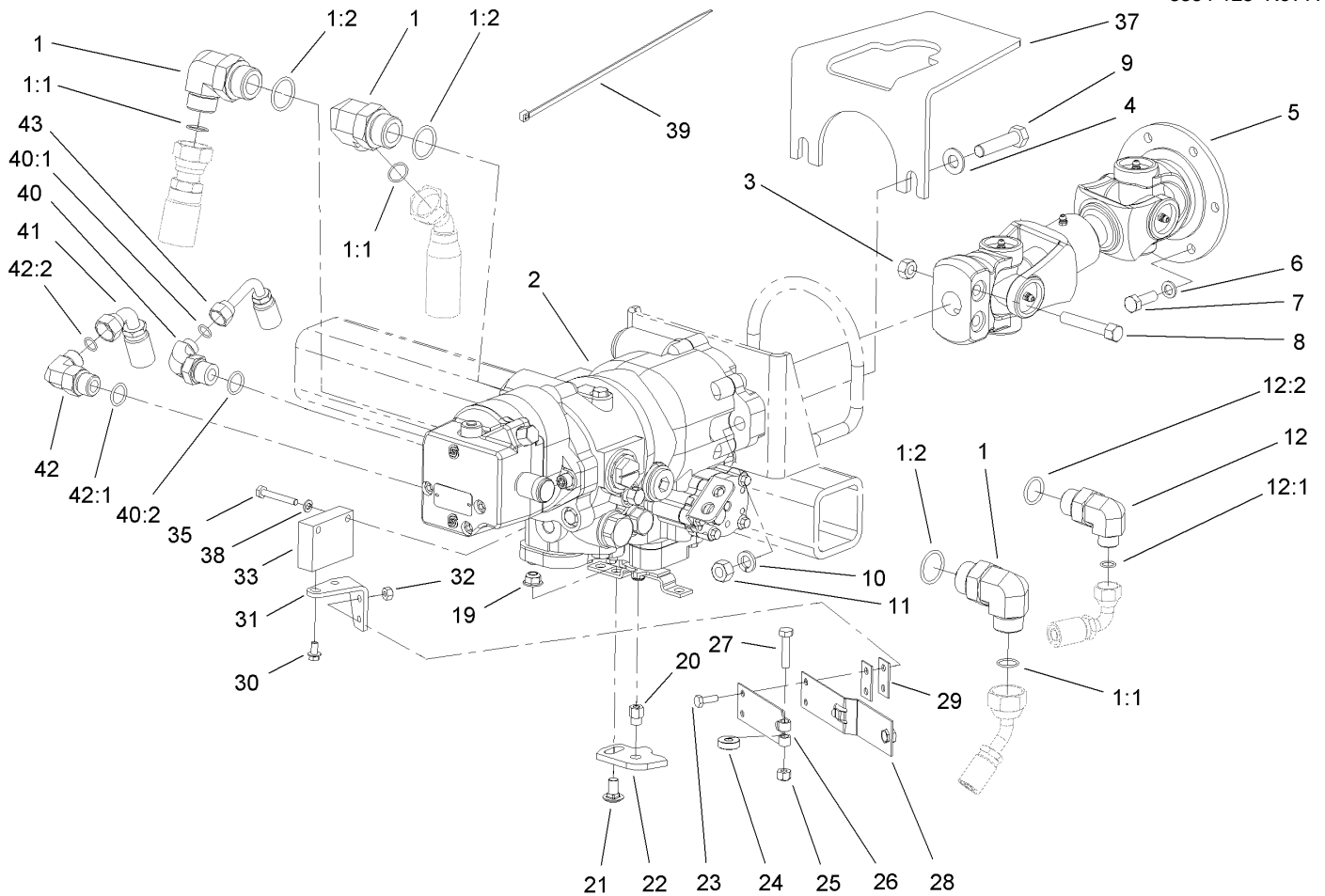
Ref	Part No.	Qty.	Description
23:1	237-65	2	O-Ring
23:2	237-80	1	O-Ring
24	340-150	1	Cap
25	98-7067	1	Fitting-HYD
25:1	237-22	1	O-Ring
26	340-3	1	Adapter
26:1	237-22	1	O-Ring
26:2	237-79	1	O-Ring
27	68-7574	1	Strip-Sealing



## Hydraulic Filter Assembly

Ref	Part No.	Qty.	Description
1	340-17	1	Fitting-HYD, 90 DEG
1:1	237-65	1	O-Ring
1:2	237-80	1	O-Ring
2	92-4807	1	Tube ASM
3	74-2660	1	Hose
4	69-6000	1	Tube-HYD
4:1	237-22	1	O-Ring
5	69-5990	1	Tube ASM
5:1	237-22	1	O-Ring
6	39-7593	1	Thermo Switch ASM
7	3219-14	1	Nut-Hex
8	3253-2	1	Washer-Lock / Sp
9	69-5460	1	Hose ASM
10	69-5650	1	HYD Hose ASM
11	69-1700	1	Filter-Oil
11:1	69-1710	1	Indicator ASM
11:2	69-1720	1	Element-Filter
11:3	237-155	1	O-Ring
12	340-79	1	Adapter
12:1	237-101	1	O-Ring
12:2	340-65	1	O-Ring
13	3253-21	3	Washer-Lock
14	323-5	3	Screw-HH
16	69-8440	1	Hose ASM

Ref	Part No.	Qty.	Description
17	69-5410	1	Fitting
17:1	237-22	5	O-Ring
17:2	237-101	1	O-Ring
17:3	237-30	2	O-Ring
18	322-12	3	Screw-HH
19	69-9761	1	Coverplate
20	56-7978	6	Clamp-Tube
21	104-8300	3	Nut-Flange, NI
22	2412-129	1	Clamp-Hose
23	92-2352	1	Hose ASM
24	92-2351	1	Fitting-Return, Tank
24:1	340-136	1	O-Ring
24:2	237-58	1	O-Ring
25	2412-92	4	Clamp-Hose
27	3290-378	3	Tie-Cable

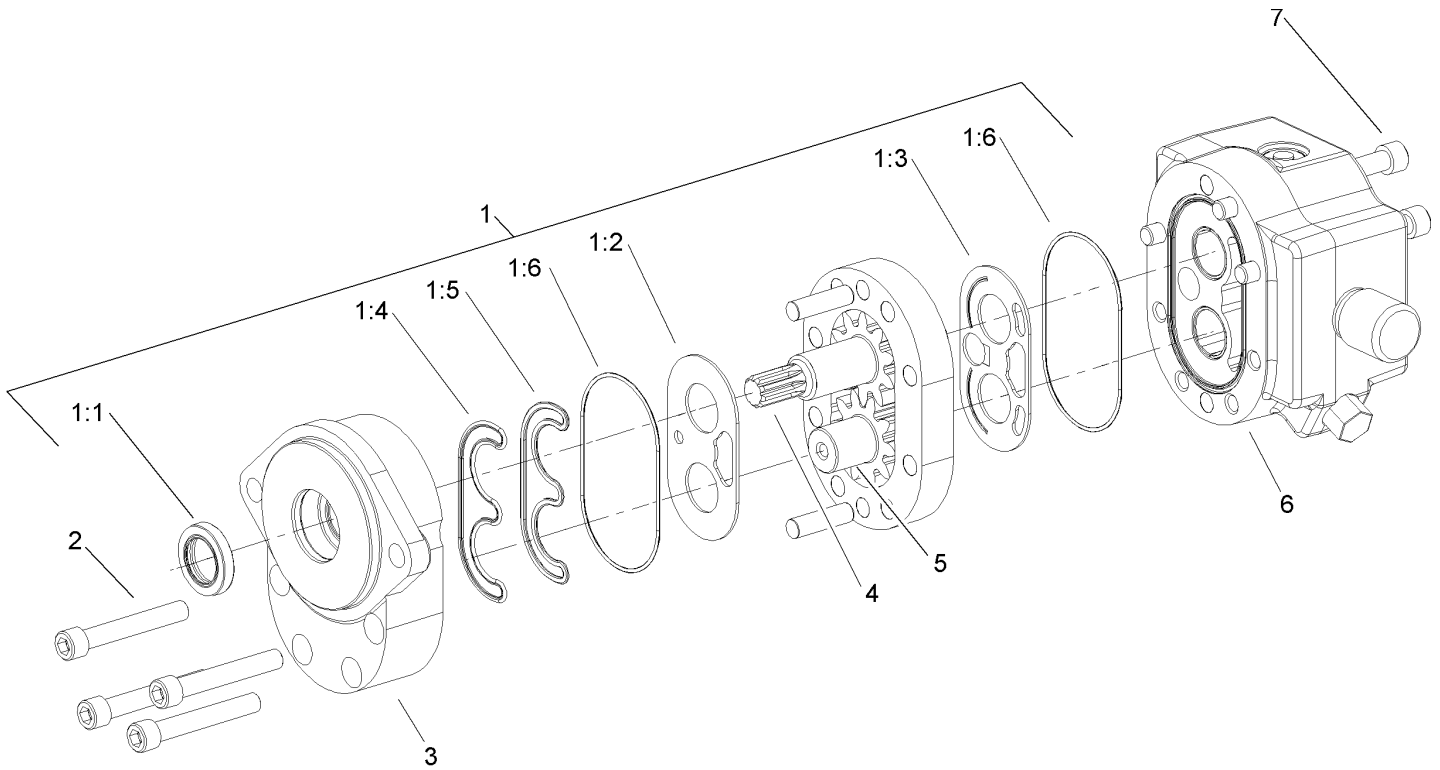


## Hydrostat and Gear Motor Assembly

Ref	Part No.	Qty.	Description
1	340-15	3	Fitting-HYD, 90 DEG
1:1	237-58	1	O-Ring
1:2	237-146	1	O-Ring
2		1	Tandem Pump ASM
3	106-0327	2	Nut-Hex
4	3256-26	2	Washer-Flat
5	106-0325	1	Driveshaft
6	48-9590	6	Washer-Lock
7	99-6058	6	Screw-Cap
8	26-0670	2	Screw-Blade
9	325-9	2	Screw-HH
10	3253-7	2	Washer-Lock
11	3217-9	2	Nut-Hex
12	340-131	1	Fitting-HYD, 90 DEG
12:1	237-30	1	O-Ring
12:2	237-81	1	O-Ring
19	104-8301	1	Nut-Flange, NI
20	69-9020	1	Nut-Special
21	3231-30	1	Screw-CARR
22	69-9040-03	1	Cam-Device, Neutral
23	321-4	2	Screw-HH
24	251-307	1	Bearing-Ball
25	3296-29	1	Nut-Lock, NI
26	29-6150	1	Spring-Leaf

Ref	Part No.	Qty.	Description
27	322-17	1	Screw-HH
28	29-6170	1	Extended Leaf Spring ASM
29	51-3150	2	Shim-Arm, Spring
30	3234-13	2	Screw-HHF
31	108-1536	1	Bracket-Mount, Spring
32	32152-4	2	Nut-Lock, Cone
33	108-1537	1	Spacer-Bar
35	321-10	2	Screw-HH
37	105-0583-03	1	Guard-Driveshaft
38	3253-3	2	Washer-Lock
39	3290-378	1	Tie-Cable
40	340-130	1	Fitting-Elbow, 90 DEG
40:1	237-30	1	O-Ring
40:2	237-80	1	O-Ring
41	107-1136	1	Hose ASM
42	340-105	1	Fitting-HYD, 90 DEG
42:1	237-80	1	O-Ring
42:2	237-30	1	O-Ring
43	107-1135	1	Hose ASM

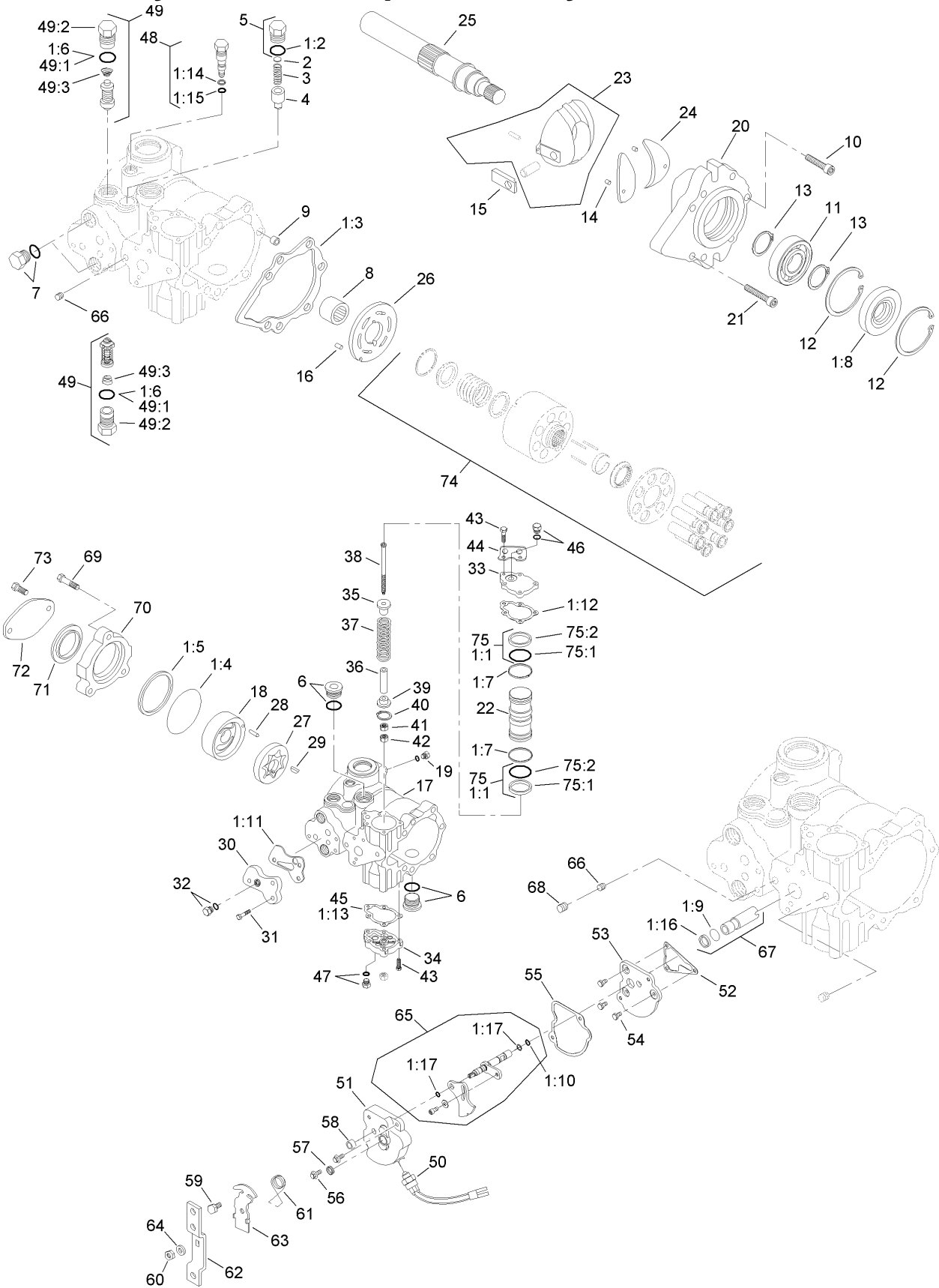




### Gear Pump Assembly No. 106-0336

Ref	Part No.	Qty.	Description
1	108-8044	1	Seal Kit
②1:1		1	Seal-Oil
②1:2		1	Plate-Wear
②1:3		1	Plate-Wear
②1:4		1	Seal-Preload
②1:5		1	Seal-Load
②1:6		2	Ring-Sealing
②2		4	Screw-Cap
②3		1	Body ASM
②4		1	Shaft-Drive
②5		1	Gear-Idler
②6		1	Flow Divider ASM
②7		3	Screw-Cap

# Hydrostat Pump Assembly No. 106-0335

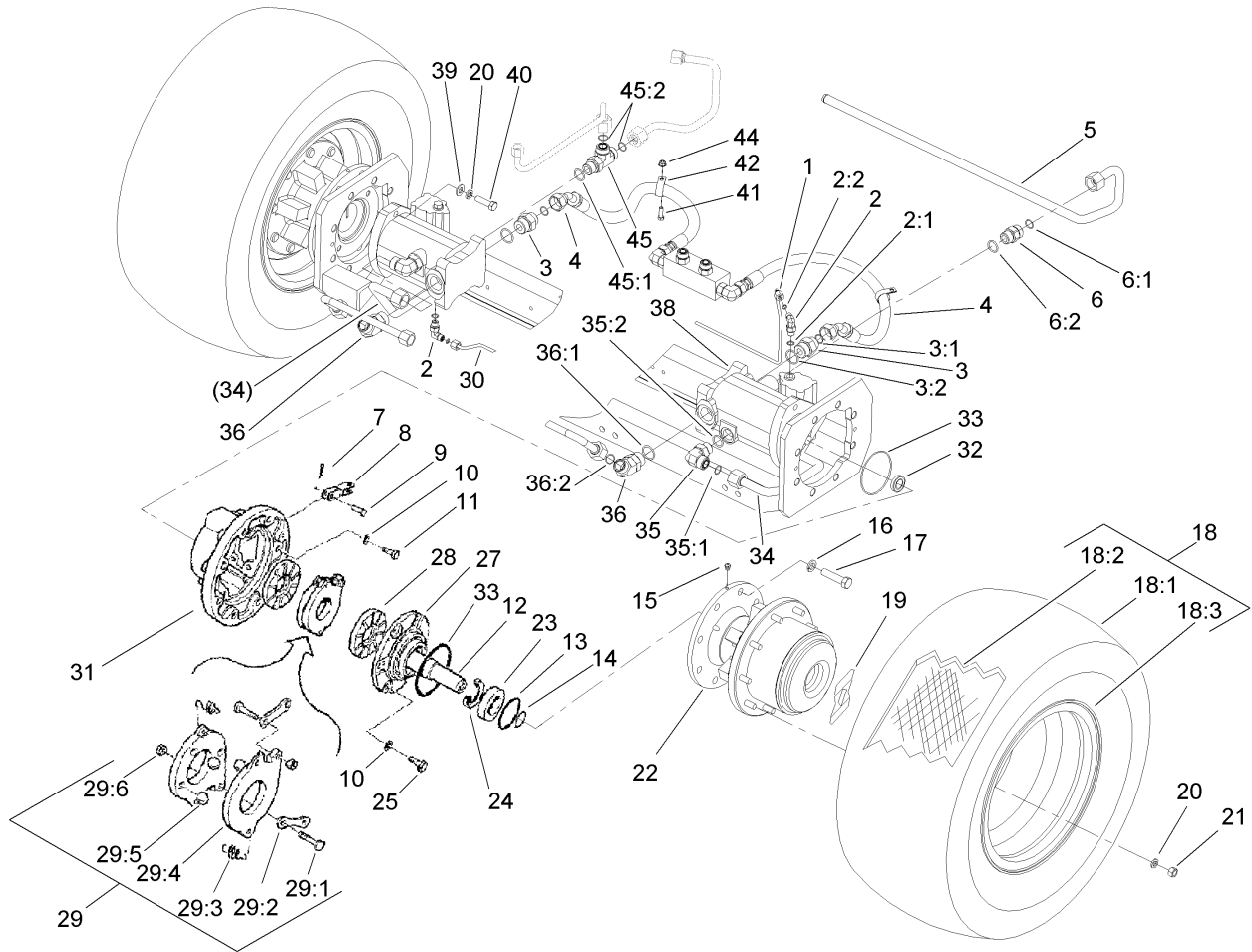


# Hydrostat Pump Assembly No. 106-0335

Ref	Part No.	Qty.	Description
1	106-0385	1	Seal Kit
②1:1		1	Piston Ring Kit
②1:2		1	O-Ring
②1:3		1	Gasket-Cover, Front
②1:4		1	O-Ring
②1:5		1	Ring-Load, Temper
②1:6		2	O-Ring
②1:7		2	Bearing
②1:8		1	Seal-Lip
②1:9		1	O-Ring
②1:10		1	O-Ring
②1:11		1	Seal-Filter Adapter, Suction
②1:12		1	Gasket-Cover, Servo
②1:13		1	Gasket-Cover, Servo
②1:14		1	Ring-Backup
②1:15		1	O-Ring
②1:16		1	Ring-Backup
②1:17		1	Ring-Backup
2	69-3770	1	Shim
3	107-4351	1	Spring-Relief, Charge
4	69-3800	1	Valve
5	107-4380	1	Cprv Plug ASM
6	107-4352	1	Plug
7	94-9415	2	Plug ASM
8	69-3370	1	Bearing-Needle
9	69-3230	1	Pin-Spring
10	107-4353	1	Screw
11	75-0460	1	Bearing-Ball
12	69-3200	2	Ring-Retaining
13	69-3170	2	Ring-Retaining
14	94-2878	2	Pin
15	69-3500	1	Bearing-Sleeve
16	69-3450	1	Pin
②17		1	Housing ASM
18	69-3540	1	Cover-Gerotor
19	92-1352	1	Plug
20	107-4354	1	Cover-Front
21	76-4590	6	Screw
22	69-3650	1	Piston-Servo
23	107-4355	1	Swashplate ASM
24	107-4356	1	Bearing-Journal
25	107-4357	1	Shaft-Pump
26	107-4358	1	Plate-Valve
27	69-3390	1	Gerotor ASM
28	69-3550	1	Pin
29	69-3430	1	Key-Woodruff
30	94-9414	1	Adapter-Suction
31	94-9413	3	Screw
32	94-9415	1	Plug ASM
33	69-4040	1	Stop
34	69-3640	1	Cover-Servo
35	107-4359	1	Guide-Spring

Ref	Part No.	Qty.	Description
36	69-3680	1	Stop
37	69-3670	1	Spring-Servo
38	107-4360	1	Screw
39	69-3580	1	Guide-Spring
40	69-3590	1	Ring-Retaining
41	69-3600	1	Nut-Hex
42	107-4361	1	Nut
43	107-4362	5	Screw
44	69-3140	1	Bracket
45	107-4363	1	Gasket-Cover
46	94-9415	1	Plug ASM
47	94-9415	1	Plug ASM
48	107-4364	1	Bypass Valve ASM
49	69-3730	1	Relief Valve Kit
49:1	69-3750	1	O-Ring
②49:2		1	Plug
②49:3		1	Spring
50	95-7034	1	Switch-Neutral
51	107-4365	1	Cover-Mounting
52	107-4366	1	Gasket-Plate, Mounting
53	107-4367	1	Plate-Mounting
54	107-4368	1	Screw
55	107-4369	1	Gasket-Cover, Mounting
56	69-3860	2	Screw
57	107-4370	1	Plug-Expansion
58	107-4371	1	Spacer-Spring
59	69-3860	1	Screw
60	107-4372	1	Nut-Lock
61	69-3880	1	Spring-Return, Neutral
62	107-4373	1	Handle-Control
63	69-3890	1	Bracket-Return, Neutral
64	107-4374	1	Washer-Lock
65	107-4375	1	Spool Bracket ASM
66	69-3530	1	Orifice Plug ASM
67	107-4376	1	Sleeve ASM
68	75-0160	1	Plug-Pipe
69	69-3060	3	Screw
70	69-3410	1	Adapter-A Flange
71	107-4377	1	Seal-A Pad
72	107-4378	1	Cover
73	69-3400	2	Screw
74	107-4379	1	Cylinder Block Kit
75	69-3920	1	Piston Ring And O-Ring Kit
75:1	69-3560	1	O-Ring
75:2	69-3570	2	Ring-Piston



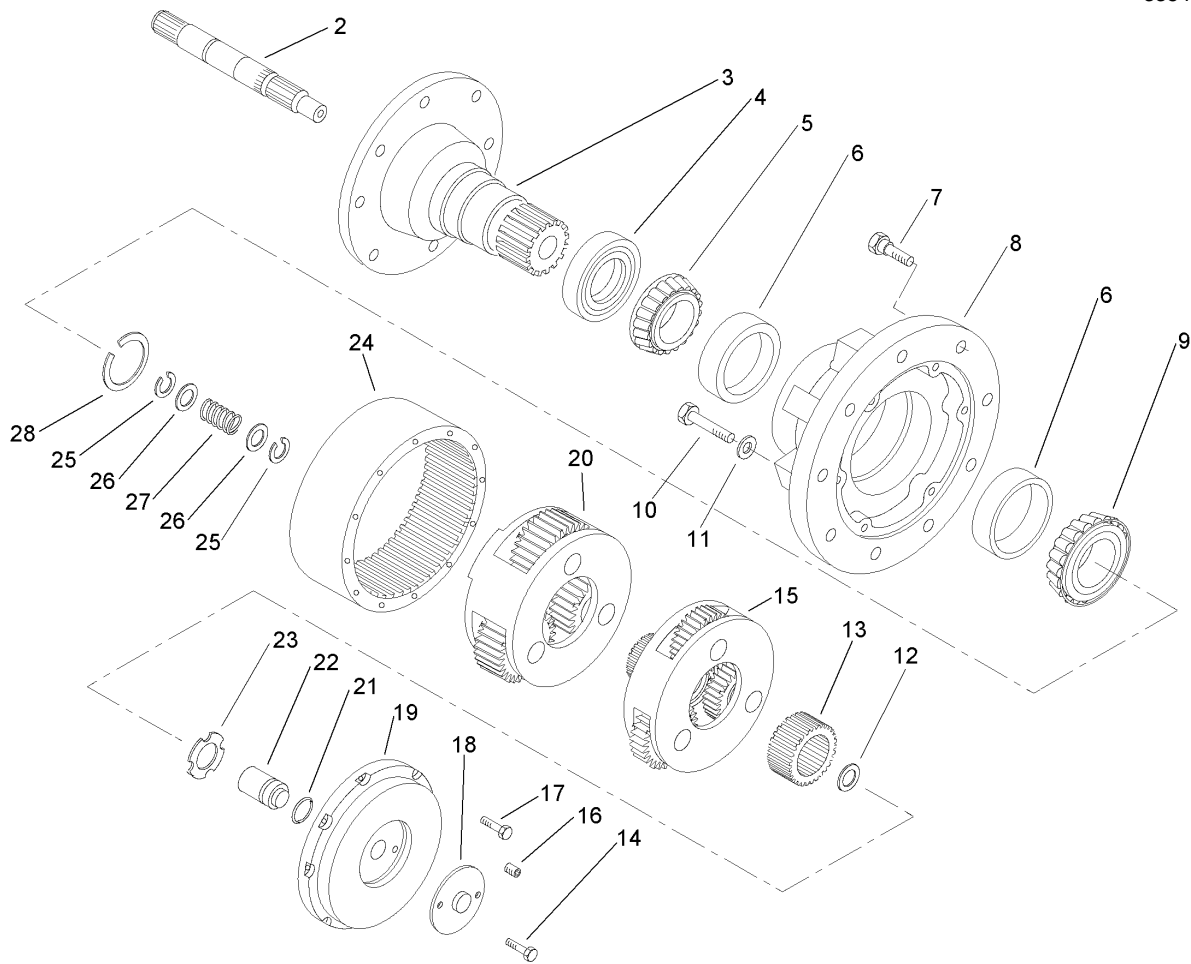


## Front Wheel Assembly

Ref	Part No.	Qty.	Description
1	69-5940	1	Tube-HYD, LH
2	340-82	2	Adapter
2:1	237-42	1	O-Ring
2:2	237-21	1	O-Ring
3	340-91	2	Adapter
3:1	237-58	1	O-Ring
3:2	237-146	1	O-Ring
4	106-0211	2	HYD Hose ASM
5	92-1742	1	Tube ASM
6	340-9	1	Fitting-HYD, Straight
6:1	237-58	1	O-Ring
6:2	237-81	1	O-Ring
7	3272-10	4	Pin-Cotter
8	71-3880	2	Clevis
9	283-2	4	Pin-Clevis
10	3253-21	14	Washer-Lock
11	323-6	4	Screw-HH
12	71-3810	2	Coupling-Motor, HYD
13	32120-22	2	Ring-Snap, Internal
14	32120-84	2	Ring-Snap, External
15	302-39	2	Fitting-Plug
16	3253-8	16	Washer-Lock
17	327-22	16	Screw-HH
18	69-9790	2	Front Wheel ASM

Ref	Part No.	Qty.	Description
18:1	69-9800	1	Tire
18:2	58-5620	1	Tube
18:3	71-2470	1	Rim
19	72-4070	2	Decal-Danger
20	3253-7	22	Washer-Lock
21	3219-5	18	Nut-Hex
22	107-4338-03	2	Drive-Gear, Planetary
23	251-340	2	Bearing-Ball
24	253-156	2	Seal-Oil
25	323-6	10	Screw-HH
27	71-3990	2	Cap-Housing, Brake
28	71-0470	4	Middle Disc ASM
29	71-0460	2	Actuating Disc ASM
29:1	69-9970	4	Stud
29:2	69-9960	4	Link
29:3	69-9950	4	Spring-Extension
29:4	69-9990	4	Disc-Actuating
29:5	69-9980	6	Ball
29:6	69-9940	4	Nut-HJ
30	69-5930	1	Tube-HYD, RH
31	71-4010-03	2	Housing-Brake
32	253-157	6	Seal-U Cup
33	237-158	4	O-Ring
34	92-1741	1	Tube ASM

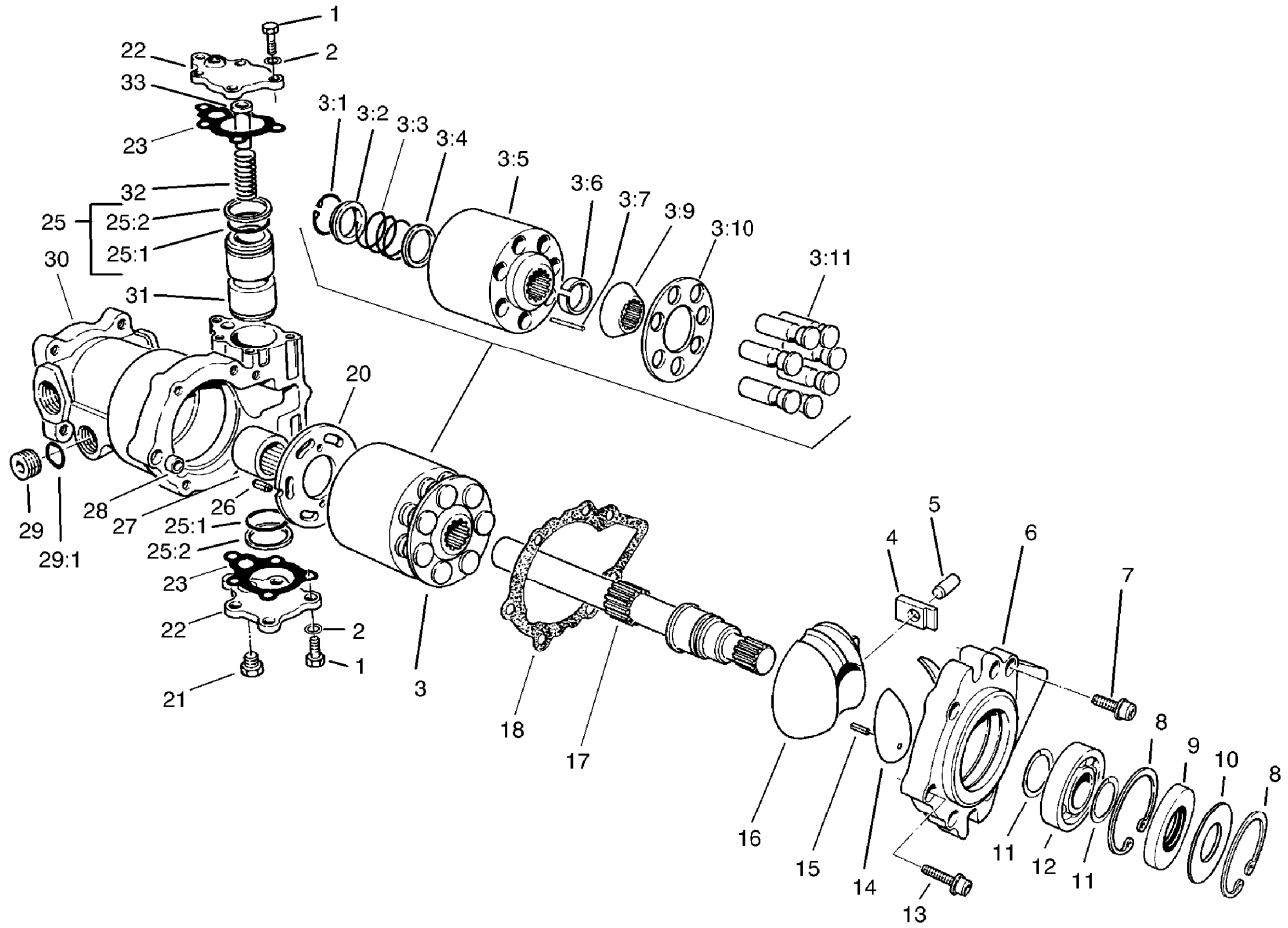




### Planetary Gear Drive Assembly No. 107-4338-03

Ref	Part No.	Qty.	Description
2	107-4340	1	Shaft-Input
3	69-1740	1	Spindle
4	60-3830	1	Seal
5	60-3840	1	Cone
6	60-3850	2	Cup
7	107-4341	9	Bolt-Wheel
8	107-4342	1	Hub
9	60-3880	1	Cone
10	60-3890	6	Bolt
11	60-3910	6	Washer
12	60-3980	1	Washer
13	60-3970	1	Gear
14	322-1	2	Screw-HH
15	60-3960	1	Primary Carrier ASM
16	60-4040	1	Plug
17	60-4030	8	Bolt
18	60-4060	1	Cover
19	107-4345	1	Cover
20	60-4000	1	Secondary Carrier ASM
21	107-4346	1	O-Ring
22	107-4347	1	Plunger
23	60-3990	1	Washer
24	60-3900	1	Gear
25	60-3930	2	Ring

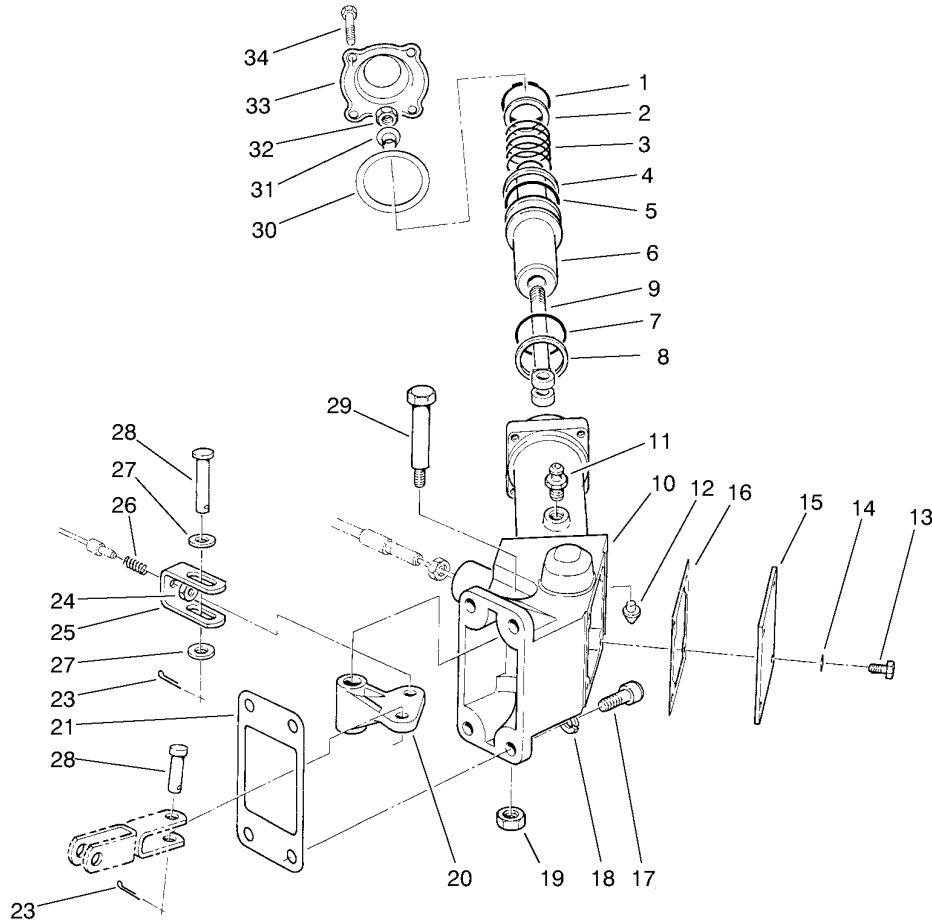
Ref	Part No.	Qty.	Description
26	60-3940	2	Washer
27	60-3950	1	Spring
28	62-6450	1	Retaining Ring Kit
●99	62-6460	1	Sealant-R



### Motor Assembly No. 69-3050

Ref	Part No.	Qty.	Description
1	69-3150	10	Screw
2	69-3070	10	Washer
3	69-3910	1	Cylinder Block Kit
●3:1		1	Ring-Retaining
●3:2		1	Screw
●3:3		1	Spring-Compression
●3:4		1	Screw
●3:5		1	Block-Cylinder
●3:6		1	Retainer
●3:7		3	Pin-Down, Hold
●3:9		1	Guide-Retainer
●3:10		1	Guide-Slipper
●3:11		7	Piston ASM
4	69-3500	1	Bearing-Sleeve
5	69-3510	1	Pin
6	107-4354	1	Cover-Front
7	76-4590	6	Screw
8	69-3200	2	Ring-Retaining
9	69-3190	1	Seal-Lip
10	95-4400	1	Washer-Backup
11	69-3170	2	Ring-Retaining
12	69-3210	1	Bearing-Ball
13	69-3960	1	Screw
14	69-3970	2	Bearing-Journal

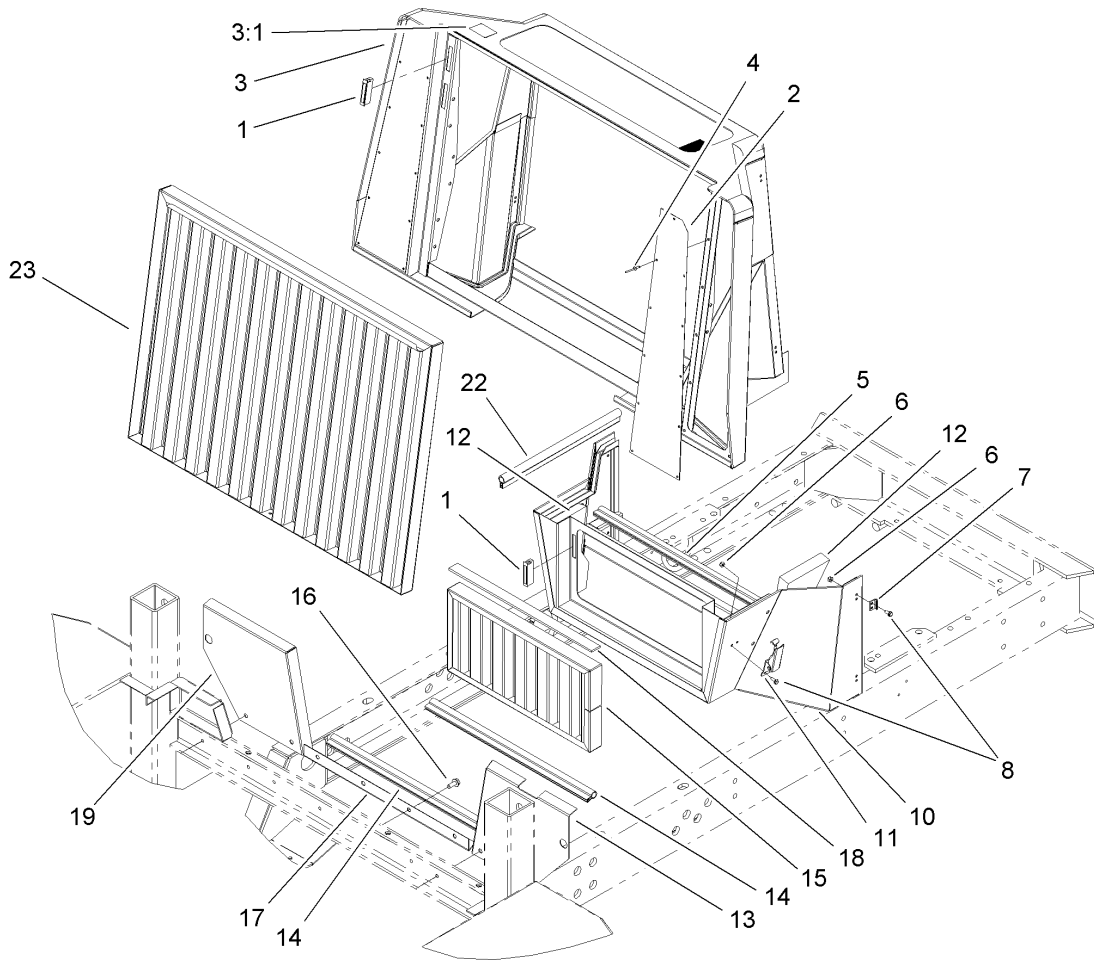
Ref	Part No.	Qty.	Description
15	69-3520	2	Pin
16	69-3980	1	Swashplate
17	69-3950	1	Shaft-Motor
18	76-4600	1	Gasket-Cover, Front
20	69-3990	1	Plate-Valve, Motor
21	69-3940	1	Plug-Threaded, Straight
22	69-3720	2	Cover-Servo
23	69-3710	2	Gasket-Servo
25	69-3920	1	Piston Ring And O-Ring Kit
25:1	69-3560	1	O-Ring
25:2	69-3570	2	Ring-Piston
26	69-3450	1	Pin
27	69-3370	1	Bearing-Needle
28	69-3230	1	Pin-Spring
29	69-3130	1	Plug
●29:1		1	O-Ring
●30		1	Housing
31	69-4020	1	Piston-Servo
32	69-4030	1	Spring-Servo
33	69-4040	1	Stop



## Wheel Brake Assembly

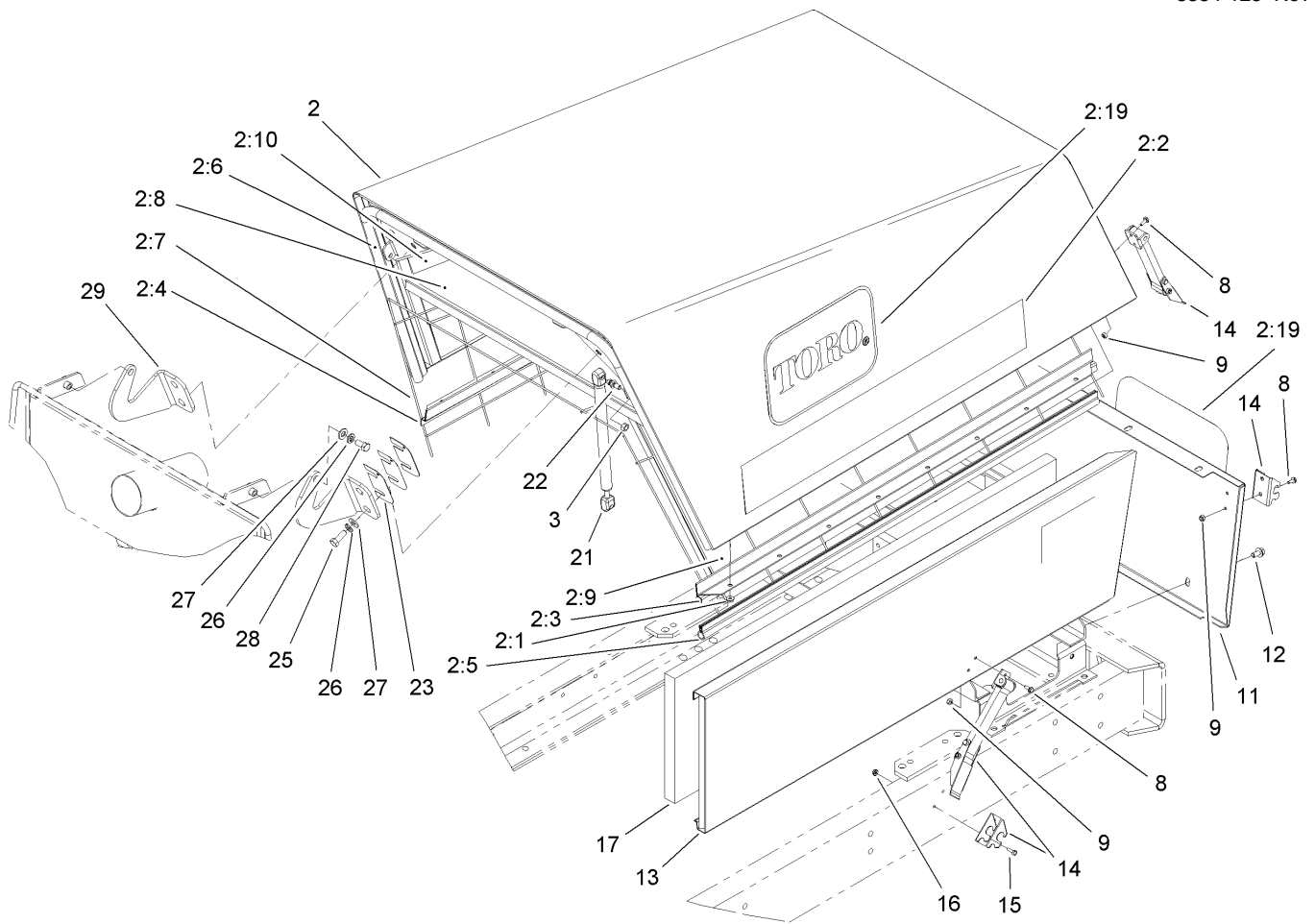
Ref	Part No.	Qty.	Description
1	32151-100	2	Ring-Retaining
2	69-8910	2	Washer
3	82-7850	2	Spring-Compression
4	354-104	2	Ring-Back Up
5	237-175	2	O-Ring
6	82-7840	2	Piston-Brake
7	237-174	2	O-Ring
8	354-105	2	Ring-Back Up
9	21-2070-03	2	End-Yoke
10	105-0606	1	Housing-RH
10	105-0605	1	Housing-LH
11	82-7830	2	Screw-Bleeder, Brake
12	82-7820	2	Seat-Tube, Brake
13	321-2	8	Screw-HH
14	3253-3	8	Washer-Lock
15	71-3850-03	2	Cover-Actuator, Brake
16	71-3870	2	Gasket
17	3274-7	8	Screw-HSH
18	3253-21	8	Washer-Lock
19	32128-25	2	Nut-HF
20	71-3830-03	2	Bellcrank-Brake
21	71-3900	2	Gasket
23	3272-10	2	Pin-Cotter
24	3296-3	2	Nut-Lock

Ref	Part No.	Qty.	Description
25	71-3860	2	Clevis
26	69-0030	2	Spring-Compression
27	3256-24	4	Washer-Flat
28	283-15	2	Pin-Clevis
29	12-8900	2	Bolt-Shoulder, HH
30	93-7417	2	Gasket
31	71-3910	2	Collar
32	3296-59	2	Nut-Lock, NI
33	93-7418	2	Cap-Actuator, Brake
34	321-6	8	Screw-HH



### Cowl and Screen Assembly

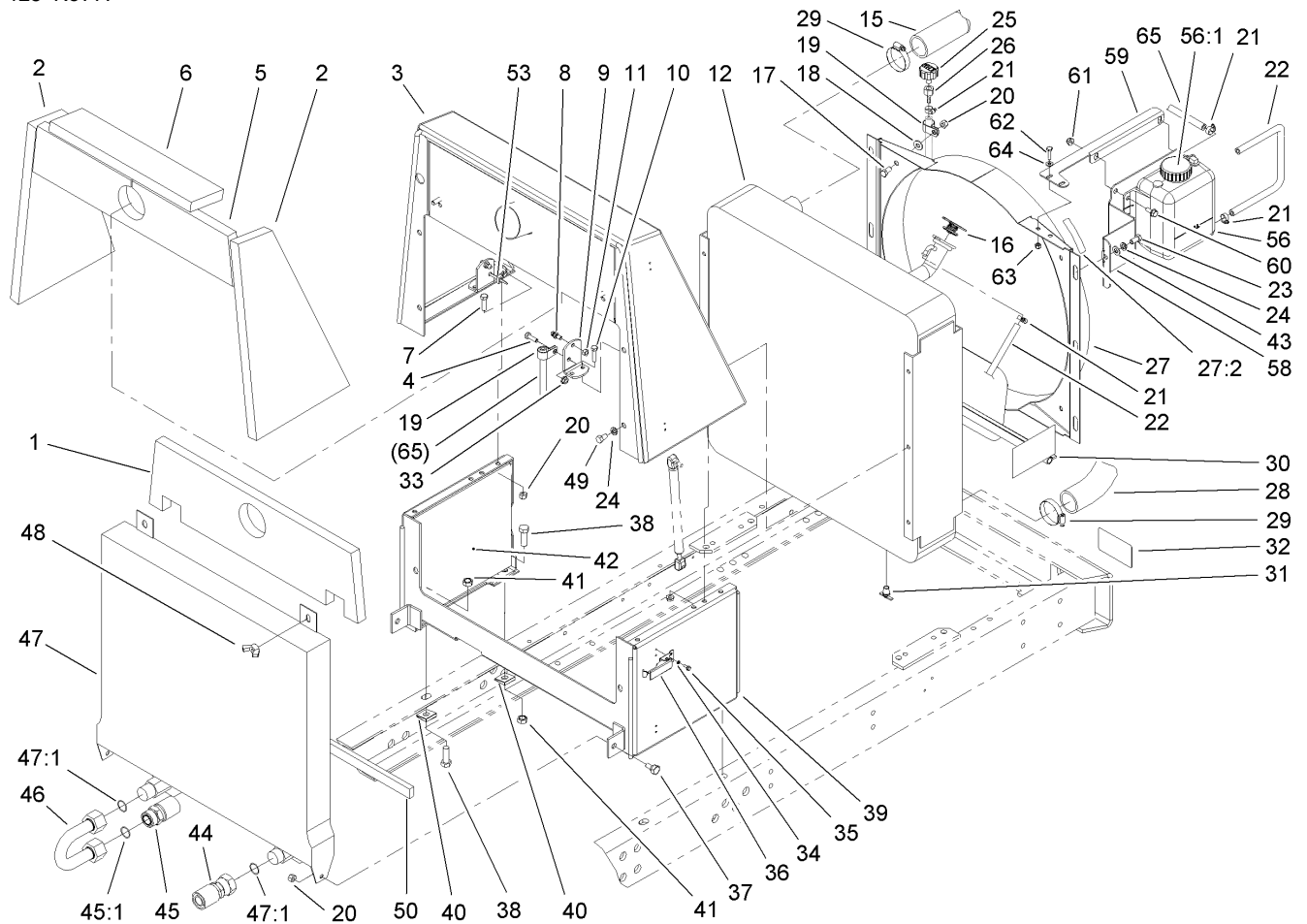
Ref	Part No.	Qty.	Description
1	58-4250	6	Catch-Magnetic
2	69-9650-03	2	Screen
3	110-3269	1	Cowl ASM
3:1	83-9150	1	Decal-Fluid, Starting
4	3269-15	22	Rivet
5	69-9722	1	Trim-Seal
6	3296-2	20	Nut-Lock
7	69-3030	8	Strike-Camloc
8	3290-321	28	Screw-HWH
10	69-8690-03	1	Support-Grille
11	105-9296	2	Latch-Draw
12	71-0310	1	Foam-Lower Front Cowl, RH
12	71-0300	1	Foam-Lower Front Cowl, LH
13	75-9460-03	1	Bracket-Seal, LH
14	69-9721	3	Trim-Seal
15	69-7150-03	1	Lower Grill ASM
16	32144-11	8	Screw-HWHTF
17	75-9480-03	1	Bracket-Seal, Bottom
18	69-0040	1	Strip-Sealing, Grille
19	75-9470-03	1	Bracket-Seal, RH
22	69-9720	2	Trim-Seal
23	69-7120-03	1	Upper Grill ASM

## Hood Assembly

Ref	Part No.	Qty.	Description
2	92-1772	1	Hood ASM
2:1	32149-2	16	Nut-Keps
2:2	106-0269	2	Decal
2:3	69-8230-03	1	Trim Bracket ASM
2:4	69-8250-03	1	Bracket-Trim, Bottom
2:5	69-9723	2	Trim-Seal
2:6	69-9724	1	Trim-Seal
2:7	71-0060-03	1	Support
2:8	71-0250	1	Foam-Hood, Top
2:9	71-0260	1	Foam-Hood, LH
2:10	71-0270	1	Foam-Hood, RH
2:19	66-1210	2	Decal
3	32152-1	2	Nut-Lock, Cone
8	3290-321	12	Screw-HWH
9	3296-2	12	Nut-Lock
11	69-9520-03	1	Panel-Rear
12	3234-14	6	Screw-HHF
13	69-1380-03	1	Panel-RH
13	69-1390-03	1	Panel-LH
14	69-3010	4	Latch
15	3290-134	4	Screw
16	32149-7	4	Nut-Keps
17	71-0400	2	Foam-Panel, Side
21	88-6760	2	Spring-Gas

Ref	Part No.	Qty.	Description
22	88-6770	2	Stud-Ball
23	69-8500	8	Shim-Pivot, Hood
25	323-6	4	Screw-HH
26	3253-21	6	Washer-Lock
27	3256-24	6	Washer-Flat
28	323-4	2	Screw-HH
29	98-3026-03	2	Arm-Pivot, Hood

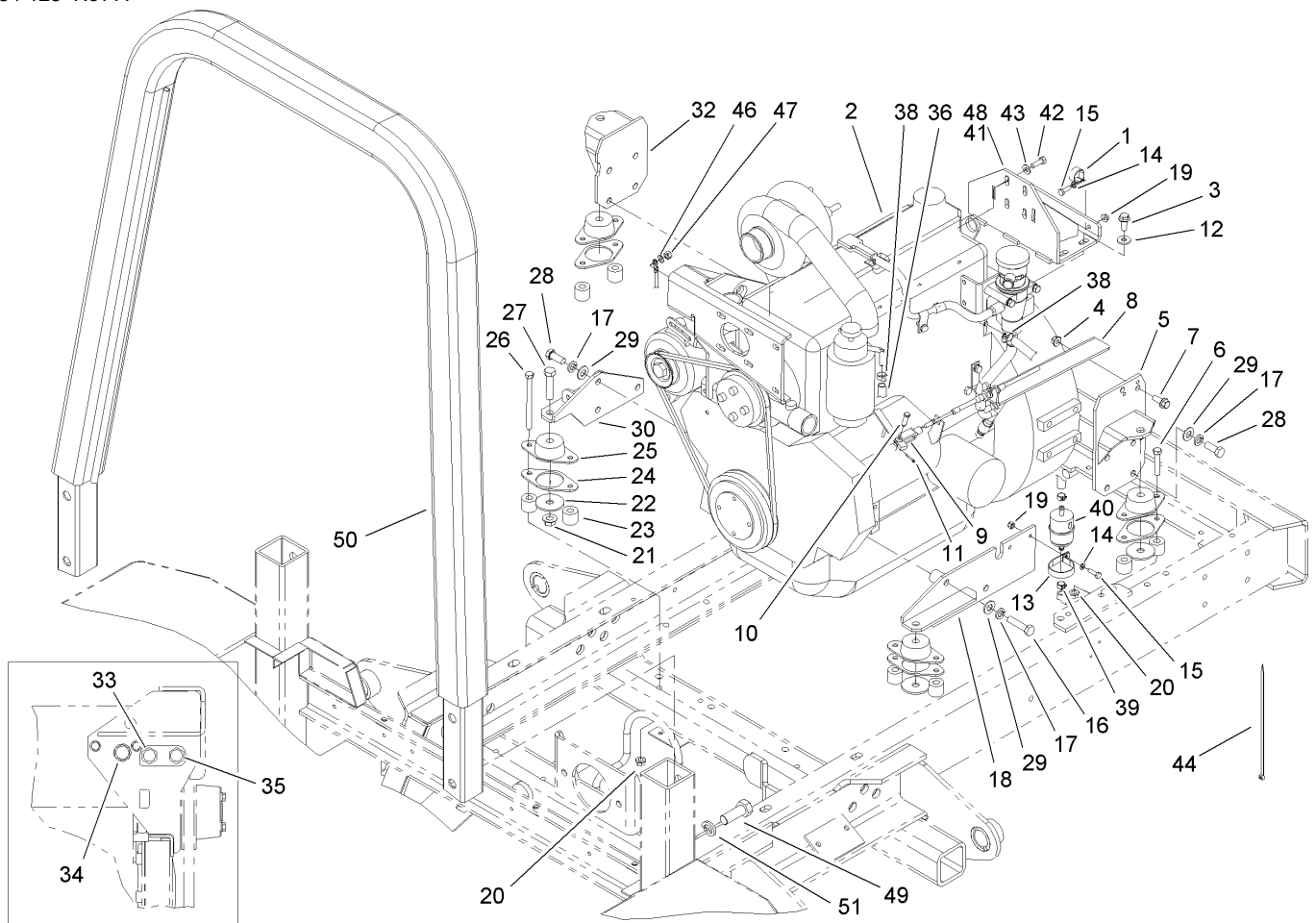


## Radiator and Oil Cooler Assembly

Ref	Part No.	Qty.	Description
1	71-0380	1	Foam-Cowl, Right Rear
2	71-0350	1	Foam-Radiator Support, RH
2	71-0340	1	Foam-Radiator Support, LH
3	69-8590-03	1	Top Radiator Support ASM
4	322-5	1	Screw-HH
5	71-0390	1	Foam-Radiator Support, Rear
6	71-0360	1	Foam-Radiator Support, Top
7	323-7	4	Screw-HH
8	88-6770	2	Stud-Ball
9	98-7349-03	2	Bracket-Cylinder
10	322-6	4	Screw-HH
11	32152-1	2	Nut-Lock, Cone
12	98-7311	1	Radiator
15	98-7320	1	Hose-Upper
16	105-0599	1	Radiator Cap ASM
17	323-4	1	Screw-HH
18	3256-56	2	Washer-Flat
19	2412-41	2	Clamp
20	32152-2	7	Nut-Lock, Cone
21	2412-108	4	Clamp-Worm
22	110-6186	1	Hose-Fuel
23	323-4	6	Screw-HH
24	3253-21	12	Washer-Lock
25	68-6150	1	Breather

Ref	Part No.	Qty.	Description
26	354-95	1	Fitting-Female, Barbed
27	106-0041	1	Shroud ASM
27:2	93-6681	4	Decal-Warning, Fan
28	95-6456	1	Hose-Lower
29	2412-92	4	Clamp-Hose
30	105-0586	2	Strip-Sealing
31	304-46	1	Draincock
32	72-4080	1	Decal-Danger
33	32128-20	5	Nut-HF
34	3253-2	16	Washer-Lock / Sp
35	3290-321	16	Screw-HWH
36	105-9296	8	Latch-Draw
37	46-3380	2	Bolt-Shoulder
38	325-6	4	Screw-HH
39	69-7100-03	1	Support-Radiator, Lower
40	3290-216	4	Washer
41	32153-5	4	Nut-Lock, Side
42	71-0370	2	Foam-Radiator Support, Lower
43	3256-24	6	Washer-Flat
44	69-5620	1	Hose ASM
45	69-8450	1	HYD Hose ASM
45:1	340-65	1	O-Ring
46	69-5900	1	Tube ASM
47	69-1670	1	Oil Cooler ASM

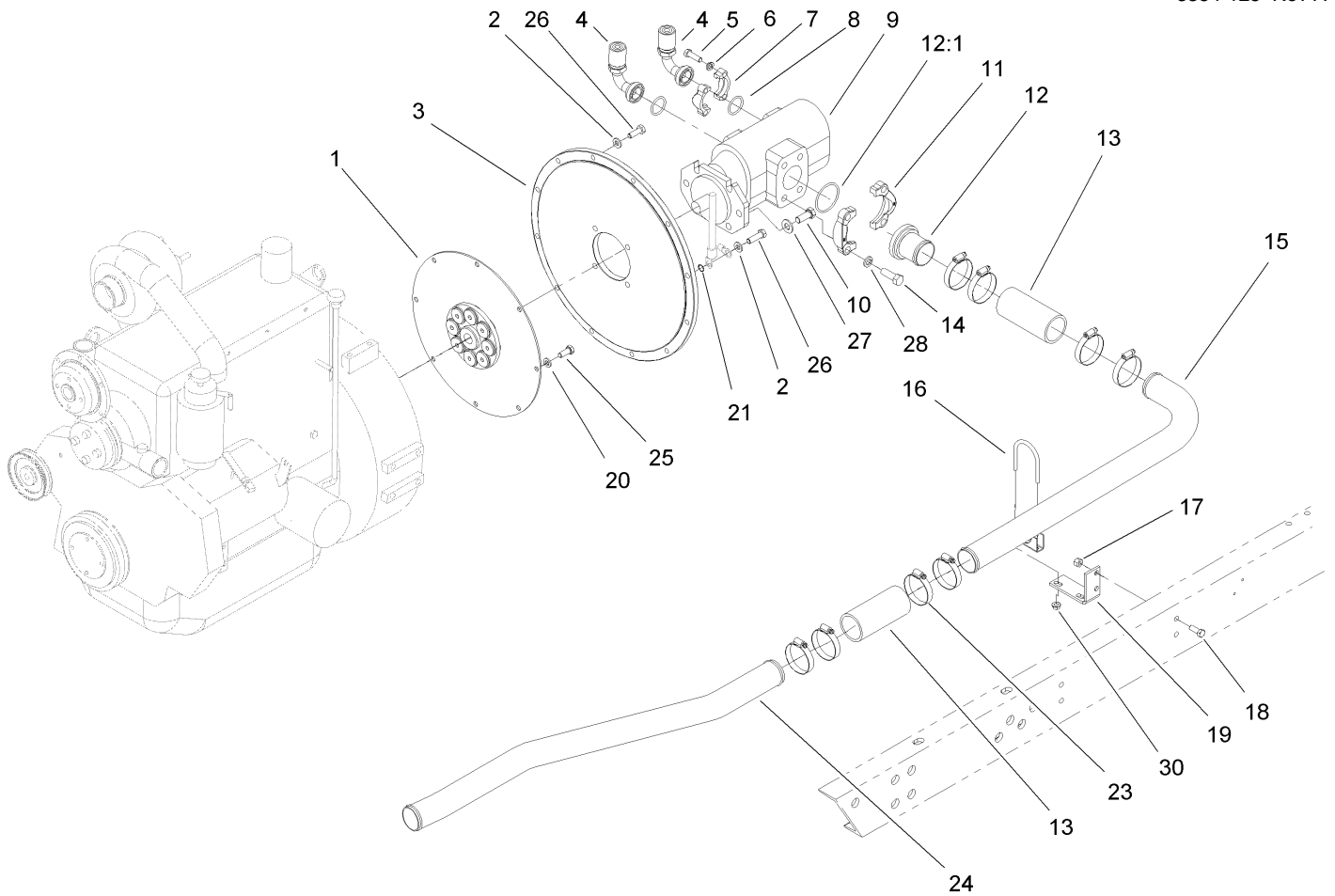




## Engine Mounting and Roll-Over-Protection System Assembly

Ref	Part No.	Qty.	Description
1	2412-106	2	Clamp-R
2	106-0300	1	Engine ASM
3	108-1531	4	Screw-HHF
4	104-8301	2	Nut-Flange, NI
5	106-0383-03	1	Mount-Motor, Rear (LH)
6	323-10	4	Screw-HH
7	3234-42	2	Screw-HHF
8	106-0305-03	1	Bracket-Cable, Throttle
9	106-0306	1	Clevis
10	283-61	1	Pin-Yoke
11	3272-6	1	Pin-Cotter
12	80-6990	4	Washer-Hardened
13	2412-148	1	Clamp-R
14	3256-60	3	Washer-Flat
15	321-5	3	Screw-HH
16	33116-050	3	Screw-HH
17	3253-7	14	Washer-Lock
18	95-6470-03	1	LH Front Mount ASM
19	32128-33	3	Nut-HF
20	32128-21	8	Nut-HF
21	32128-23	4	Nut-HF
22	98-3023	4	Washer
23	95-6486	8	Spacer-Mount
24	98-0830	4	Retainer-Mount

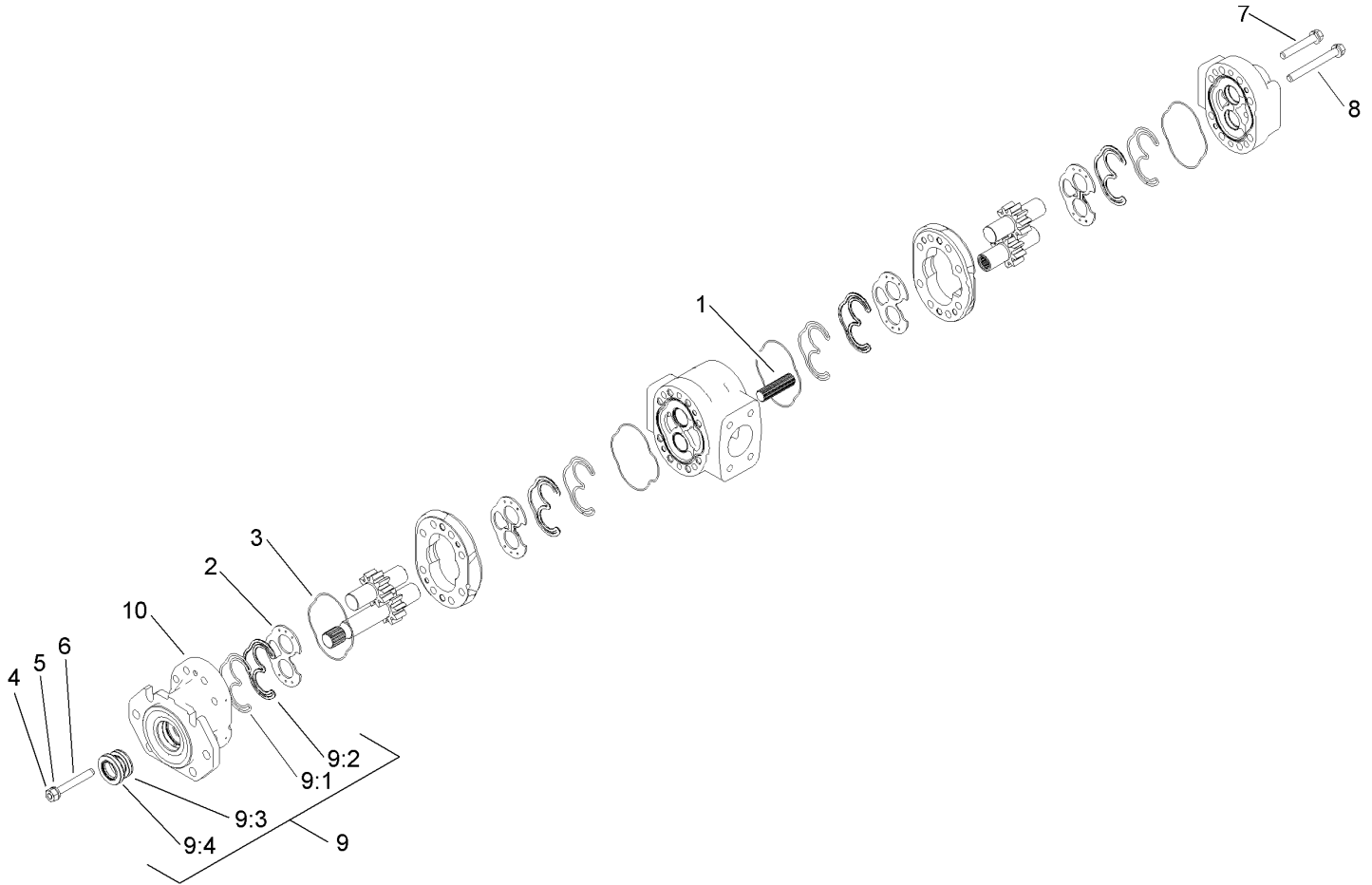
Ref	Part No.	Qty.	Description
25	98-3024	4	Mount-Engine
26	323-38	4	Screw-HH
27	325-9	4	Screw-HH
28	33116-030	11	Screw-HH
29	3256-26	14	Washer-Flat
30	95-6467-03	1	RH Front Mount ASM
32	95-6465-03	1	RH Rear Mount ASM
33	51-5070	1	Switch
34	67-4510	1	Guage-Temp, Water
35	93-3526	1	Switch
36	110-6187	1	Hose-Fuel
38	2412-108	2	Clamp-Worm
39	92-2379	2	Clamp-Hose
40	99-9403	1	Filter-Fuel
41	106-0382-03	1	Support-Bellhousing
42	33114-025	4	Screw-HH
43	87-8640	4	Washer-Flat
44	3290-378	5	Tie-Cable
46	3255-8	1	Washer-Lock
47	33014-00	1	Nut-Hex
48	99-1809	1	Gasket-Head, Rear
49	328-24	4	Screw-HH
50	107-0239	1	ROPS
51	3253-9	4	Washer-Lock



## Hydraulic Pump Plate Assembly

Ref	Part No.	Qty.	Description
1	106-0363	1	Coupling-Flywheel
2	100-4852	12	Washer-Hardened
3	106-0364	1	Plate-Adapter, Pump
4	98-0655	2	HYD Hose ASM
5	323-7	8	Screw-HH
6	3253-21	8	Washer-Lock
7	353-992	4	Flange-Split
8	340-135	2	O-Ring
9	107-1181-03	1	Pump-Gear
10	106-0378	4	Screw-HH
11	354-42	2	Flange-Split
12	74-2270	1	Fitting-Suction
12:1	237-116	1	O-Ring
13	69-5640	2	Hose-Return
14	325-6	4	Screw-HH
15	99-4969	1	Tube-Suction
16	20-4840	2	Clamp-Muffler
17	32152-2	4	Nut-Lock, Cone
18	323-6	4	Screw-HH
19	69-9220-03	2	Bracket-Tube, Suction
20	107-1413	8	Washer-Hardened
21	3254-20	1	Washer-Lock, Int
23	2412-42	8	Clamp-Hose
24	99-4968	1	Tube-Suction

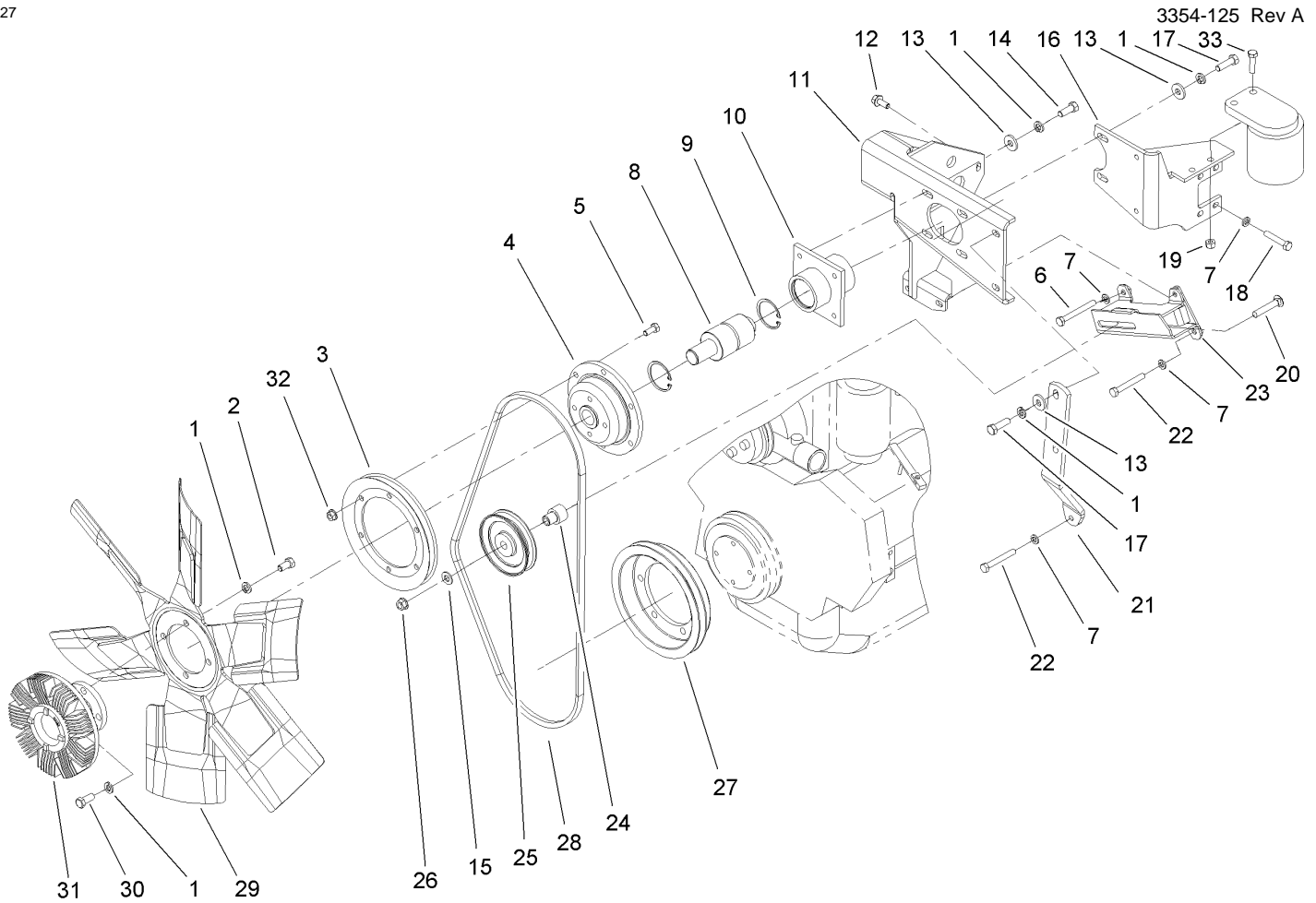
Ref	Part No.	Qty.	Description
25	33115-025	8	Screw-HH
26	33115-035	12	Screw-HH
27	87-7270	4	Washer-Thrust
28	3253-7	4	Washer-Lock
30	32128-20	6	Nut-HF



### Gear Pump Assembly No. 107-1181-03

Ref	Part No.	Qty.	Description
1	107-1193	1	Coupling-Shaft
2	69-2070	4	Plate-Flex
3	86-6080	4	O-Ring
4	59-7580	8	Nut
5	59-7590	16	Washer-Lock
6	59-7970	8	Stud
7	107-1195	4	Screw-HH
8	324-27	4	Screw-HH
9	107-1194	1	Seal Kit
9:1	59-7990	4	Seal
9:2	59-8470	4	Retainer
9:3	59-8590	1	Seal
9:4	107-1192	1	Seal-Shaft
10	69-2060	1	Shaft End Cover ASM

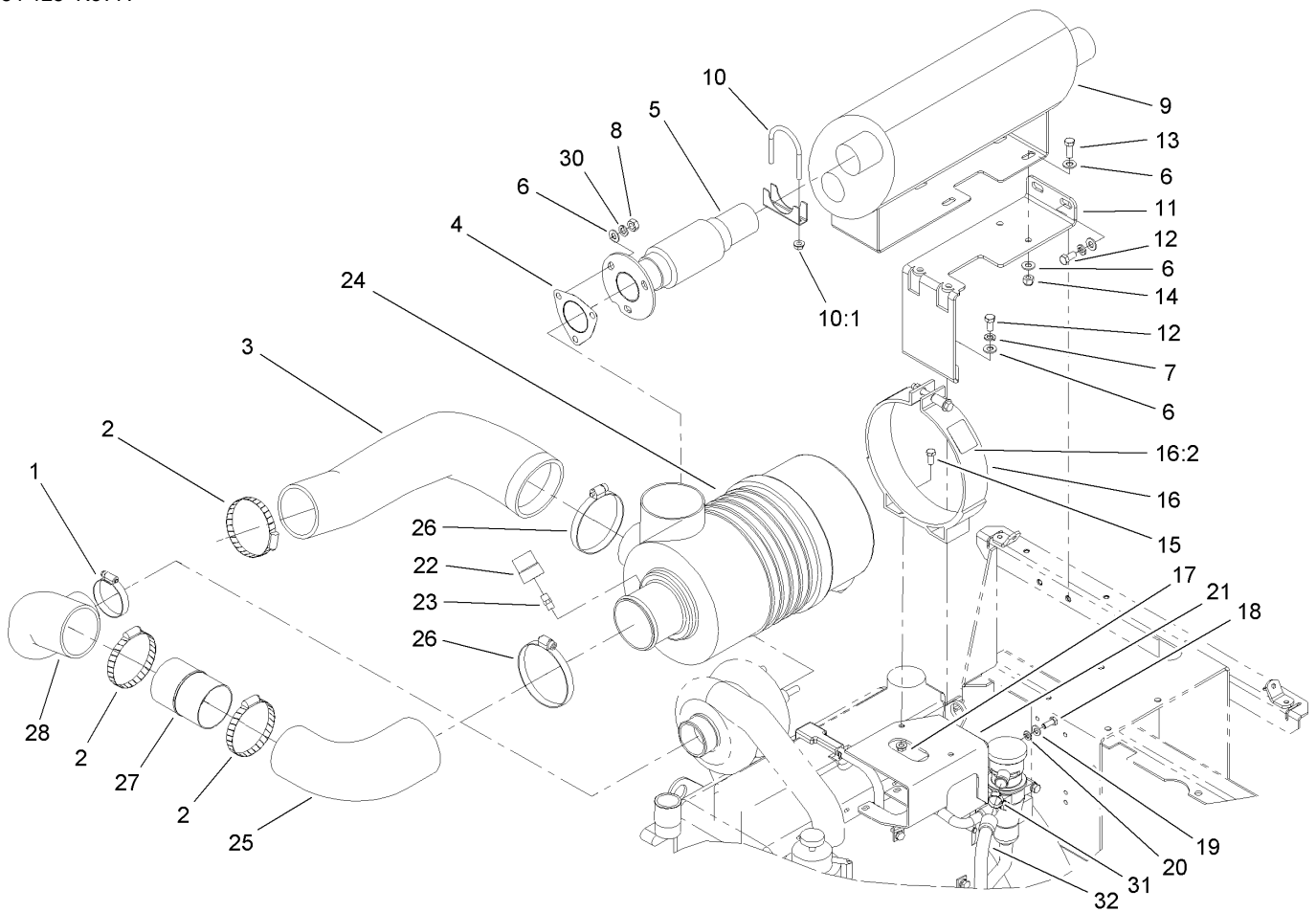
--	--	--	--



## Fan Mount Assembly

Ref	Part No.	Qty.	Description
1	3253-21	14	Washer-Lock
2	323-4	4	Screw-HH
3	96-1267-03	1	Pulley-Fan
4	98-3008-03	1	Hub-Fan
5	322-3	6	Screw-HH
6	33114-070	1	Screw-HH
7	3253-4	9	Washer-Lock
8	98-0831	1	Bearing-Fan
9	32151-75	2	Ring-Retaining
10	95-6495-03	1	Housing-Bearing
11	105-0585-03	1	Support Fan ASM
12	33104-020	2	Screw-HHF
13	5-0838	6	Washer
14	323-6	2	Screw-HH
15	3256-24	1	Washer-Flat
16	106-0308-03	1	Bracket ASM
17	323-7	4	Screw-HH
18	33114-045	4	Screw-HH
19	3296-29	2	Nut-Lock, NI
20	3231-6	1	Screw-CARR
21	98-3013-03	1	Support-Fan
22	33114-060	4	Screw-HH
23	106-0375-03	1	Bracket-Idler
24	99-4419	1	Spacer-Idler

Ref	Part No.	Qty.	Description
25	108-1509-03	1	Pulley-Idler
26	32128-21	1	Nut-HF
27	95-6477	1	Pulley-Drive, Fan
28	98-9008	1	V-Belt
29	98-0809	1	Fan
30	323-5	4	Screw-HH
31	98-7321	1	Clutch-Fan, Modulating
32	32128-25	6	Nut-HF
33	322-6	2	Screw-HH

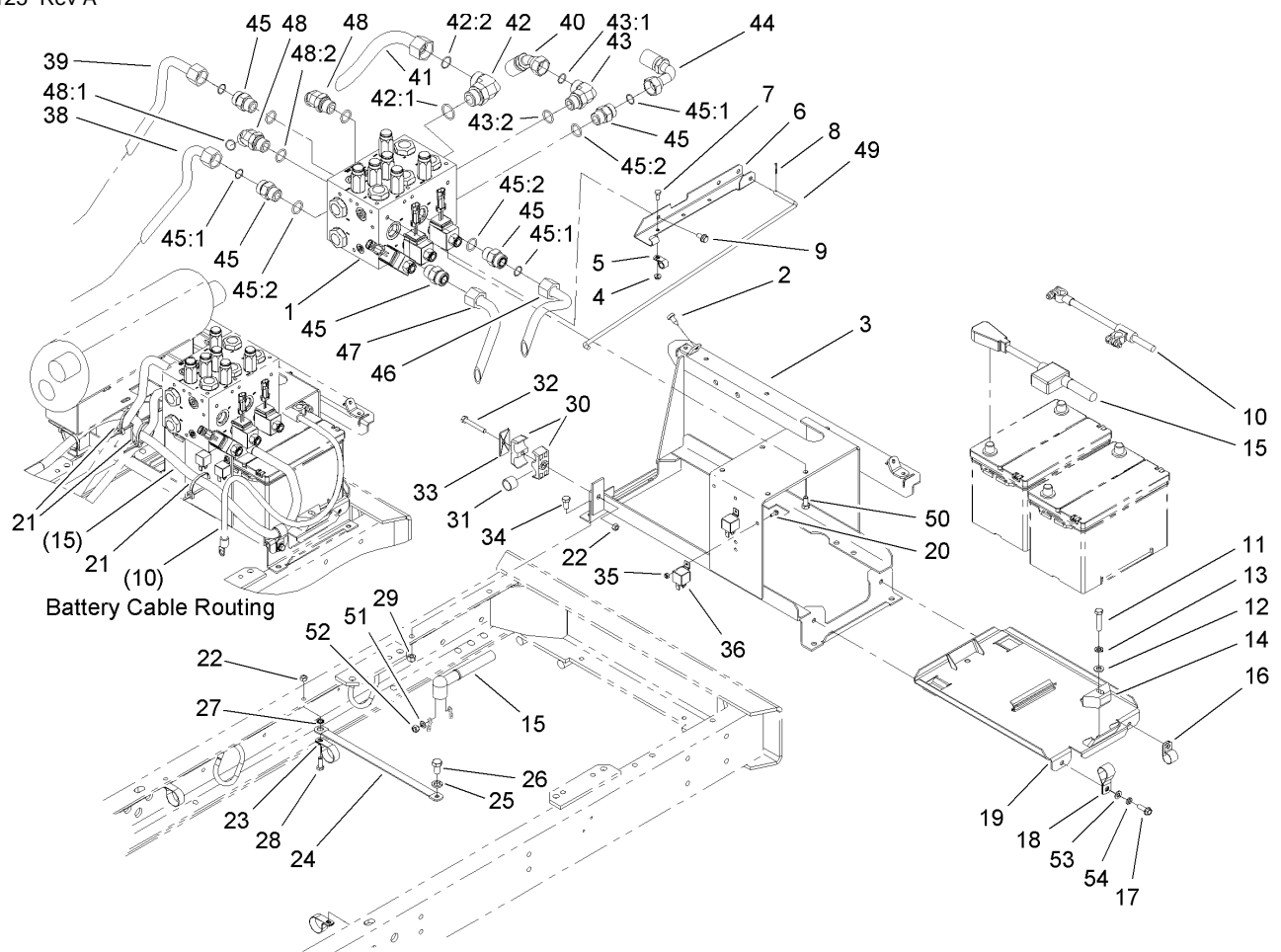


## Muffler and Air Cleaner Assembly

Ref	Part No.	Qty.	Description
1	2412-42	1	Clamp-Hose
2	2412-110	3	Clamp-Hose
3	95-6459	1	Hose-Inlet, Air
4	99-2277	1	Gasket
5	105-0560	1	Exhaust Tube ASM
6	3256-24	11	Washer-Flat
7	3253-21	4	Washer-Lock
8	69-9710	3	Nut-Hex
9	105-0578	1	Muffler
10	20-4840	1	Clamp-Muffler
10:1	3217-6	2	Nut-Hex
11	105-0579-03	1	Mount-Frame
12	323-4	4	Screw-HH
13	323-6	4	Screw-HH
14	3296-39	4	Nut-Lock, NI
15	322-3	2	Screw-HH
16	107-1143	1	Band-Cleaner, Air
16:2	83-9150	2	Decal-Fluid, Starting
17	32128-25	4	Nut-HF
18	33114-020	4	Screw-HH
19	3256-23	4	Washer-Flat
20	3253-4	4	Washer-Lock
21	95-6462-03	1	Bracket-Cleaner, Air
22	69-1940	1	Indicator-Electrical

Ref	Part No.	Qty.	Description
23	94-1416	1	Indicator Adapter ASM
24	98-0800	1	Air Cleaner ASM
25	95-6457	1	Hose-Outlet, Air
26	98-7347	2	Clamp-Hose
27	95-6461	1	Tube-Intake
28	95-6458	1	Hose-Outlet, Air
30	42-9600	3	Washer-Lock, Spring
31	2412-141	1	Clamp-Drive, Worm
32	108-8089	1	Hose-Vent, Formed



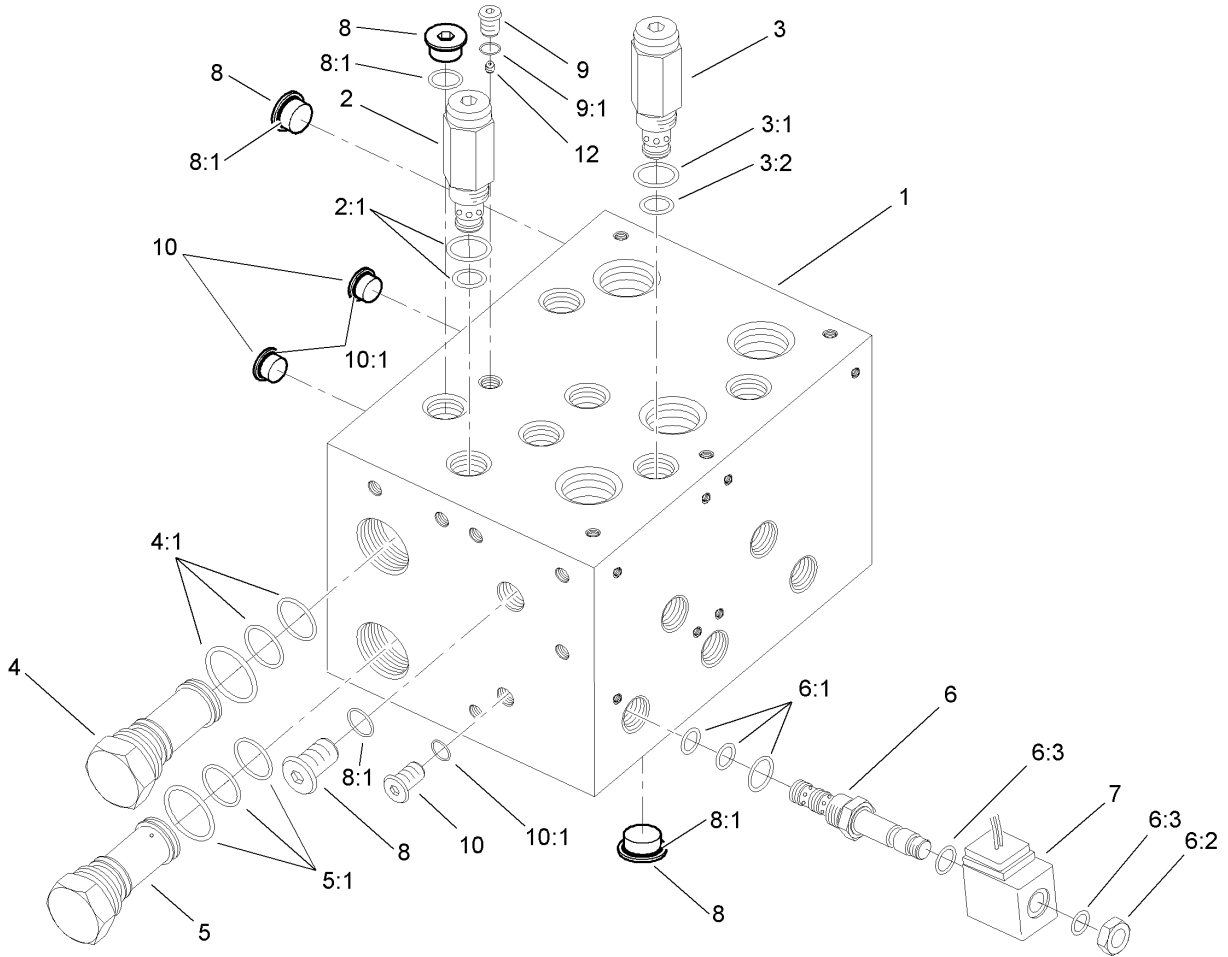


## Rear Manifold and Battery Assembly

Ref	Part No.	Qty.	Description
1	95-5908	1	Manifold-Control, Deck
2	237-37	4	Bumper-Rubber
3	69-8290-03	1	Battery Base ASM
4	32149-2	3	Nut-Keps
5	2412-73	3	Clamp-R
6	69-9350-03	1	Support-Prop, Hood
7	321-3	3	Screw-HH
8	3272-6	1	Pin-Cotter
9	3234-14	2	Screw-HHF
10	95-1839	1	Cable-Negative
11	323-9	2	Screw-HH
12	3256-24	2	Washer-Flat
13	3253-21	2	Washer-Lock
14	66-2490	2	Retainer-Battery
15	98-7308	1	Positive Cable ASM
16	2412-41	1	Clamp
17	322-5	2	Screw-HH
18	98-3883	1	Clamp-Wire
19	80-0160-03	1	Battery Tray ASM
20	32105-2	2	Screw-SHWH
21	3290-378	3	Tie-Cable
22	32152-1	4	Nut-Lock, Cone
23	2412-74	3	R-Clamp
24	18-2770	1	Cable-Ground

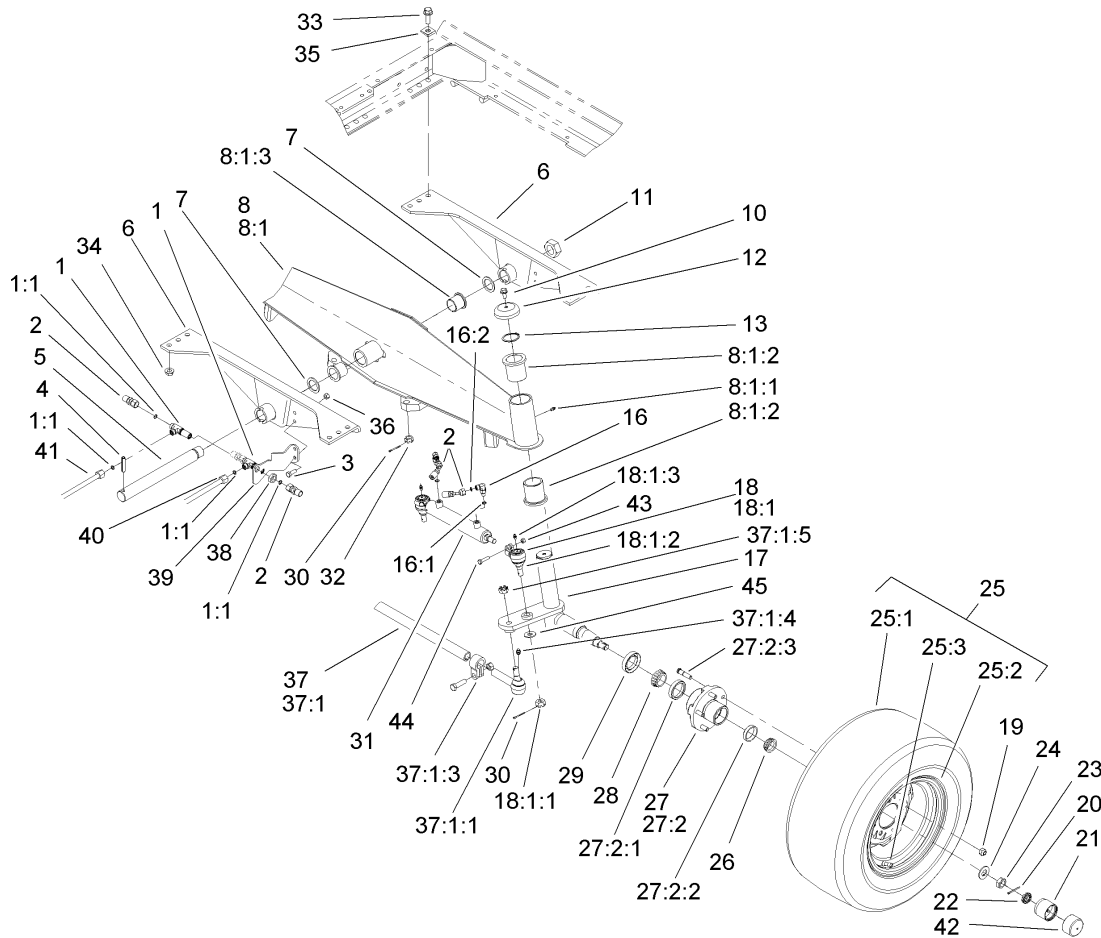
Ref	Part No.	Qty.	Description
25	3255-2	1	Washer-Lock / EXT
26	33116-020	1	Screw-HH
27	3254-2	1	Washer-Lock, Internal
28	322-4	2	Screw-HH
29	32152-2	4	Nut-Lock, Cone
30	56-7974	2	Clamp-Tube
31	23-7250	1	Spacer-Idler
32	322-11	1	Screw-HH
33	69-9761	1	Coverplate
34	323-4	4	Screw-HH
35	3296-2	2	Nut-Lock
36	99-7435	2	Relay-Power
38	98-0806	1	Tube ASM
●38:1	237-65	1	O-Ring
39	98-0805	1	Tube ASM
●39:1	237-65	1	O-Ring
40	106-0061	1	Hose ASM
41	69-6160	1	Tube ASM
●41:1	340-65	1	O-Ring
42	340-129	1	Fitting-HYD, 90 DEG
42:1	237-146	1	O-Ring
42:2	340-65	1	O-Ring
43	340-142	1	Fitting-HYD, 90 DEG
43:1	237-58	1	O-Ring





## Deck Manifold Assembly No. 95-5908

Ref	Part No.	Qty.	Description
②1		1	Body-Manifold
2	95-5640	3	Valve-Relief
2:1	95-5645	1	Seal Kit
3	95-5635	3	Valve-Relief
②3:1		1	O-Ring
②3:2		1	O-Ring
4	95-5636	3	Cartridge-Logic, Spool
4:1	95-5644	1	Seal Kit
5	95-5637	3	Cartridge-Logic, Spool
5:1	95-5644	1	Seal Kit
6	95-5639	3	Valve-Solenoid
6:1	95-5643	1	Seal Kit
6:2	3219-10	1	Nut-Hex
6:3	94-5438	2	Seal-Washer
7	88-9190	3	Solenoid Coil Kit
8	353-988	4	Plug-Hex
8:1	237-79	1	O-Ring
9	353-989	1	Plug-Hex, Hollow
9:1	237-42	1	O-Ring
10	353-990	1	Plug
10:1	237-78	1	O-Ring
12	69-4220	1	Plug-Orifice

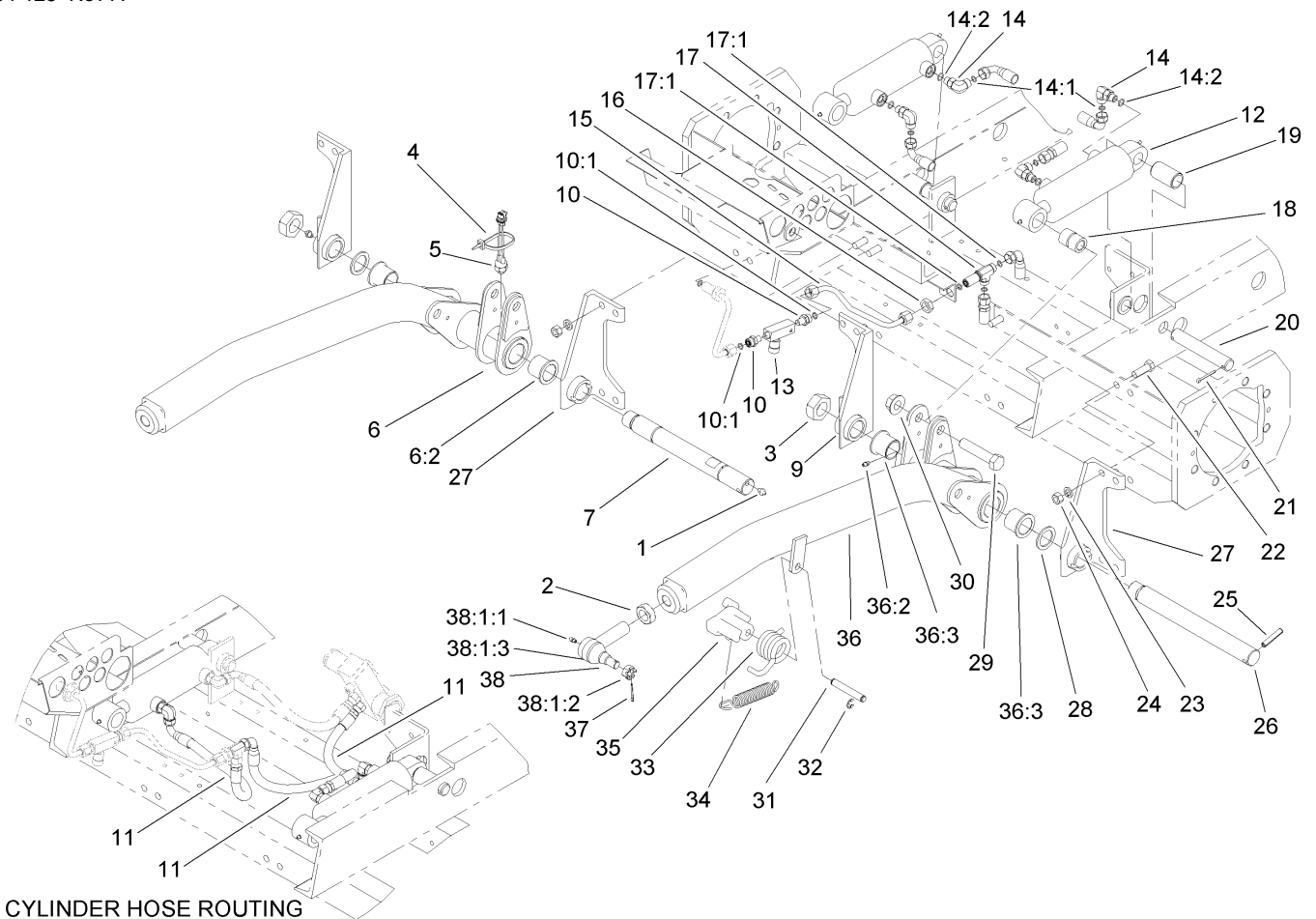
## Rear Axle Assembly

Ref	Part No.	Qty.	Description
1	340-68	2	Fitting-Tee, Bulkhead
1:1	237-22	3	O-Ring
2	69-5510	4	Hose ASM
3	323-6	2	Screw-HH
4	32121-110	1	Pin-Roll, Slotted
5	71-2590	1	Shaft-Pivot
6	69-7960-01	2	Support-Axle
7	98-1452	2	Washer-Thrust
8	100-3364-01	1	Rear Axle ASM
8:1		1	Axle-Rear
8:1:1	302-5	3	Fitting-Grease
8:1:2	100-2506	4	Bushing-Castor
8:1:3	69-6470	2	Bushing-Caster
10	3234-12	2	Screw-HHF
11	3296-68	1	Nut-Lock, NI
12	100-3362	2	Cap-Spindle
13	100-4196	2	Ring-Retaining
16	340-132	4	Fitting-HYD, 90 DEG
16:1	237-78	1	O-Ring
16:2	237-21	1	O-Ring
17	100-3359-03	1	Spindle-Wheel, RH
17	100-3358-03	1	Spindle-Wheel, LH
18	106-6895-03	2	Ball Joint ASM
18:1		1	Joint-Ball

Ref	Part No.	Qty.	Description
18:1:1	32136-13	1	Nut-SHH
18:1:2	106-6896	1	Seal
18:1:3	302-5	1	Fitting-Grease
19	23-7270	10	Nut-Wheel
20	3272-13	2	Pin-Cotter
21	100-3769	2	Protector-Bearing
22	93-0307	2	Nut-Lock, Retainer
23	3220-7	2	Nut-Jam
24	93-0309	2	Washer-Tab
25	69-9870	2	Wheel And Tire ASM
25:1	69-9880	1	Tire-6 Ply
25:2	217-116	1	Wheel
25:3	232-27	1	Stem-Valve
26	254-92	2	Cone-Bearing, Outer
27	69-2960-03	2	Hub ASM
27:2		1	Hub
27:2:1	254-107	1	Cup-Bearing, Tapered
27:2:2	254-72	1	Bearing-Cup, Tapered
27:2:3	69-2990	5	Stud-Wheel
28	254-106	2	Cone-Bearing, Tapered
29	69-2980	2	Seal
30	3272-12	6	Pin-Cotter
31	98-0661	2	Cylinder-Steering
32	32136-13	2	Nut-SHH





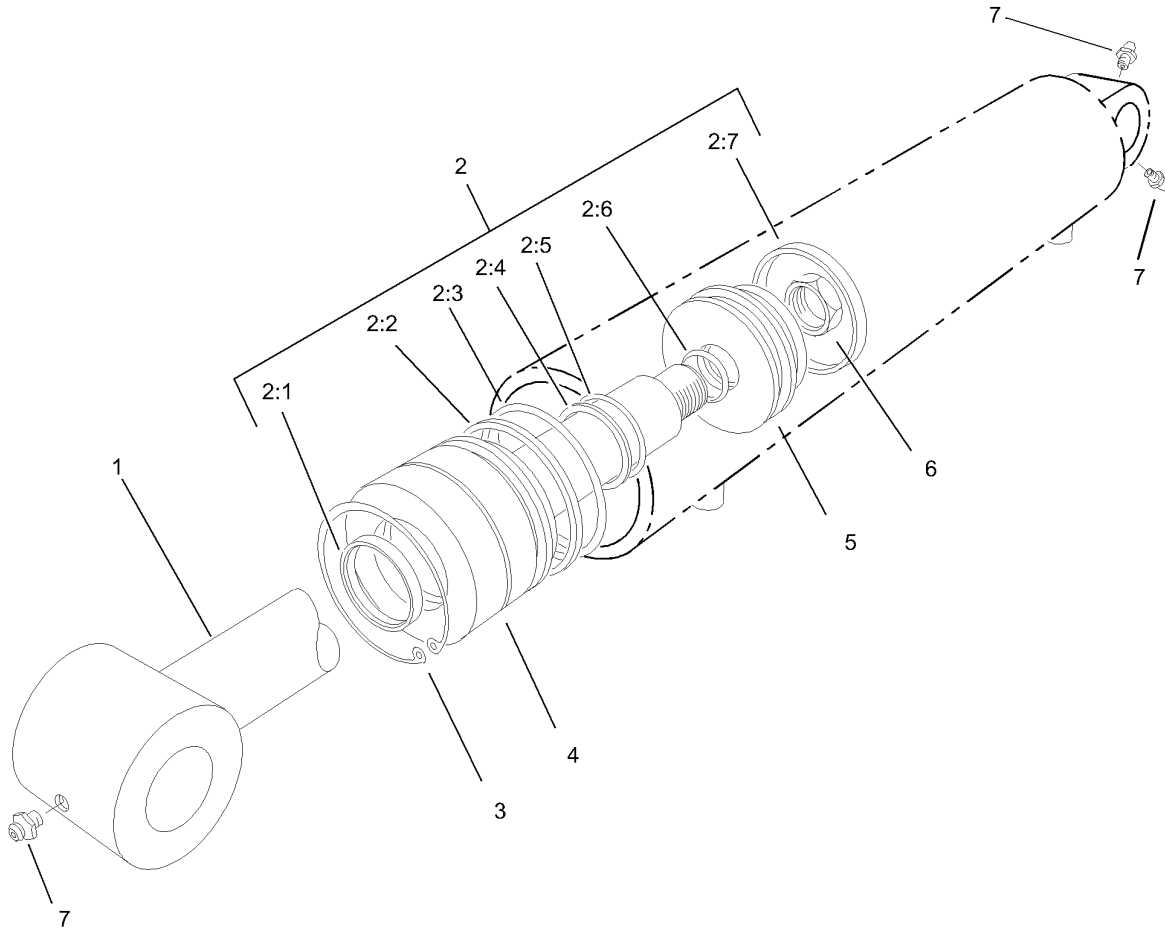


CYLINDER HOSE ROUTING

## Front Deck Lift Assembly

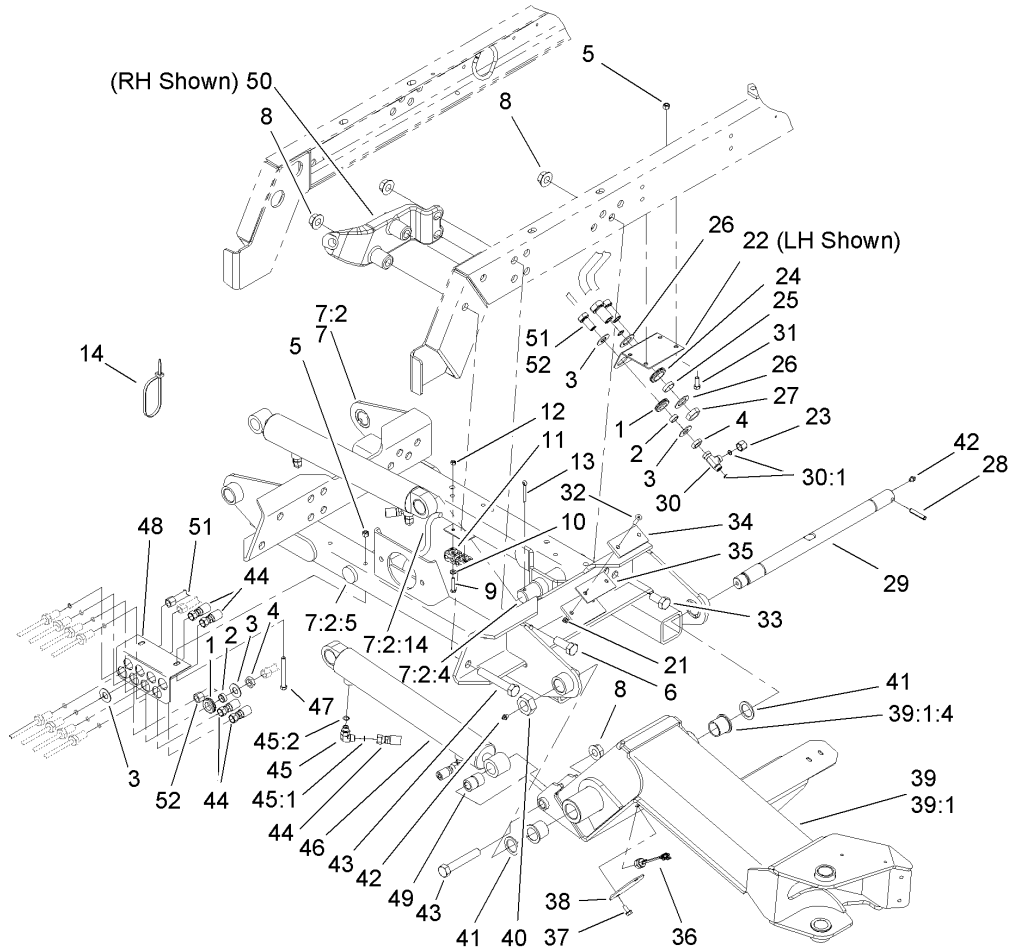
Ref	Part No.	Qty.	Description
1	302-2	2	Fitting-Grease
2	21-3000-01	2	Nut-Jam, Push Arm
3	3296-68	2	Nut-Lock, NI
4	3290-378	1	Tie-Cable
5	72-4310	1	Switch-Ball
6	69-9570	1	RH Front Lift Arm ASM
6:2	69-6470	2	Bushing-Caster
7	71-2570	1	Shaft-Pivot
9	69-7940-01	2	Support-Lift Arm, RH
10	340-57	2	Fitting-HYD
10:1	237-22	1	O-Ring
11	69-5440	3	Hose ASM
12	92-4971	2	Cylinder-HYD
13	93-1397	1	Valve-Control, Flow
14	340-77	4	Fitting-HYD, 90 DEG
14:1	237-22	1	O-Ring
14:2	237-42	1	O-Ring
15	93-7427	1	Tube ASM
16	340-70	1	Nut-Lock
17	340-68	1	Fitting-Tee, Bulkhead
17:1	237-22	3	O-Ring
18	98-7346	2	Spacer
19	20-4360-03	2	Spacer
20	69-9180	2	Pin-Cylinder

Ref	Part No.	Qty.	Description
21	3272-23	4	Pin-Cotter
22	325-6	12	Screw-HH
23	3253-7	16	Washer-Lock
24	3217-9	16	Nut-Hex
25	32121-110	2	Pin-Roll, Slotted
26	71-2590	1	Shaft-Pivot
27	69-7920-01	2	Support-Lift Arm, LH
28	98-1452	2	Washer-Thrust
29	328-5	2	Screw-HH
30	32128-45	2	Locknut-Flange
31	32120-47	2	Ring-Retaining, External
32	92-4806	1	Pin-Latch
33	69-8470-03	1	Spring-Torsion
34	76-1670-03	1	Spring-Extension
35	69-1540-03	1	Pivot-Spring, Torsion
36	69-9580	1	LH Front Lift Arm ASM
36:2	302-5	1	Fitting-Grease
36:3	69-6470	2	Bushing-Caster
37	3272-12	2	Pin-Cotter
38	86-8100-01	2	Ball Joint ASM
38:1:1	302-5	1	Fitting-Grease
38:1:2	32136-2	1	Nut-SHH
38:1:3	105-7835	1	Seal



## Hydraulic Cylinder Assembly No. 92-4971

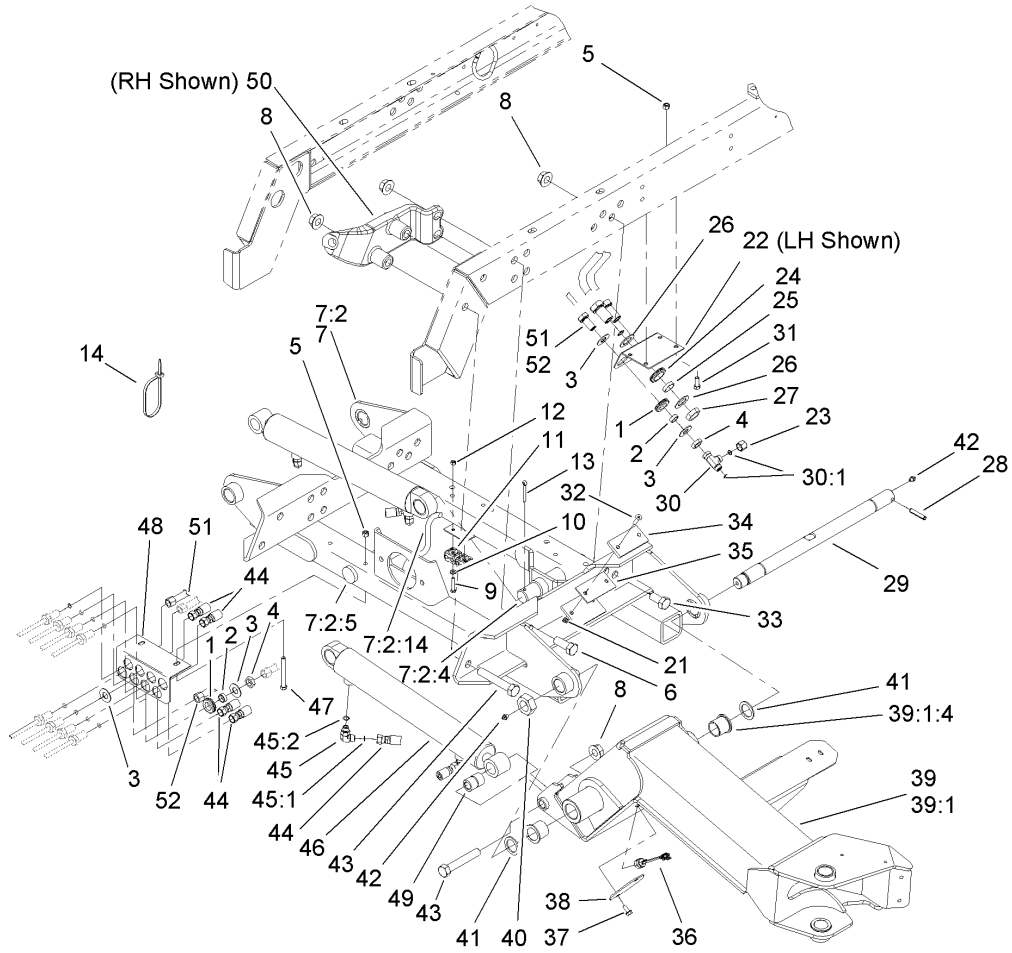
Ref	Part No.	Qty.	Description
①		1	Shaft
2	86-7350	1	Repair Kit
②2:1		1	Seal-Rod
②2:2		1	Ring-Backup
②2:3		1	O-Ring
②2:4		1	Ring-Wear
②2:5		1	Wiper-Dust
②2:6		1	O-Ring
②2:7		1	Ring-Wear
3	61-4990	1	Ring-Retaining
④		1	Head
⑤		1	Piston
⑥		1	Nut
7	302-5	3	Fitting-Grease



## Side Deck Lift Assembly

Ref	Part No.	Qty.	Description
1	240-4	10	Grommet-Rubber
2	69-8970	10	Spacer
3	69-8940	20	Washer
4	340-70	10	Nut-Lock
5	32152-2	2	Nut-Lock, Cone
6	328-24	4	Screw-HH
7	69-4400-01	1	Carrier-Deck, Wing
7:2		1	Carrier-Deck
7:2:4	69-4450	1	Shaft-Cylinder Support, Long
7:2:5	69-4440	1	Shaft-Support Cylinder, Short
7:2:14	85-6270	1	Guard-Shaft, Drive
8	32128-45	22	Locknut-Flange
9	321-9	3	Screw-HH
10	3256-22	3	Washer-Flat
11	56-7973	6	Clamp-Tube
12	32152-4	3	Nut-Lock, Cone
13	3272-33	2	Pin-Cotter
14	3290-378	15	Tie-Cable
21	104-8300	4	Nut-Flange, NI
22	69-9460-03	1	Bracket-Hose, RH Wing
22	69-9450-03	1	Bracket-Hose, LH Wing
23	340-117	2	Cap
24	240-3	4	Grommet-Rubber
25	69-9000	4	Spacer

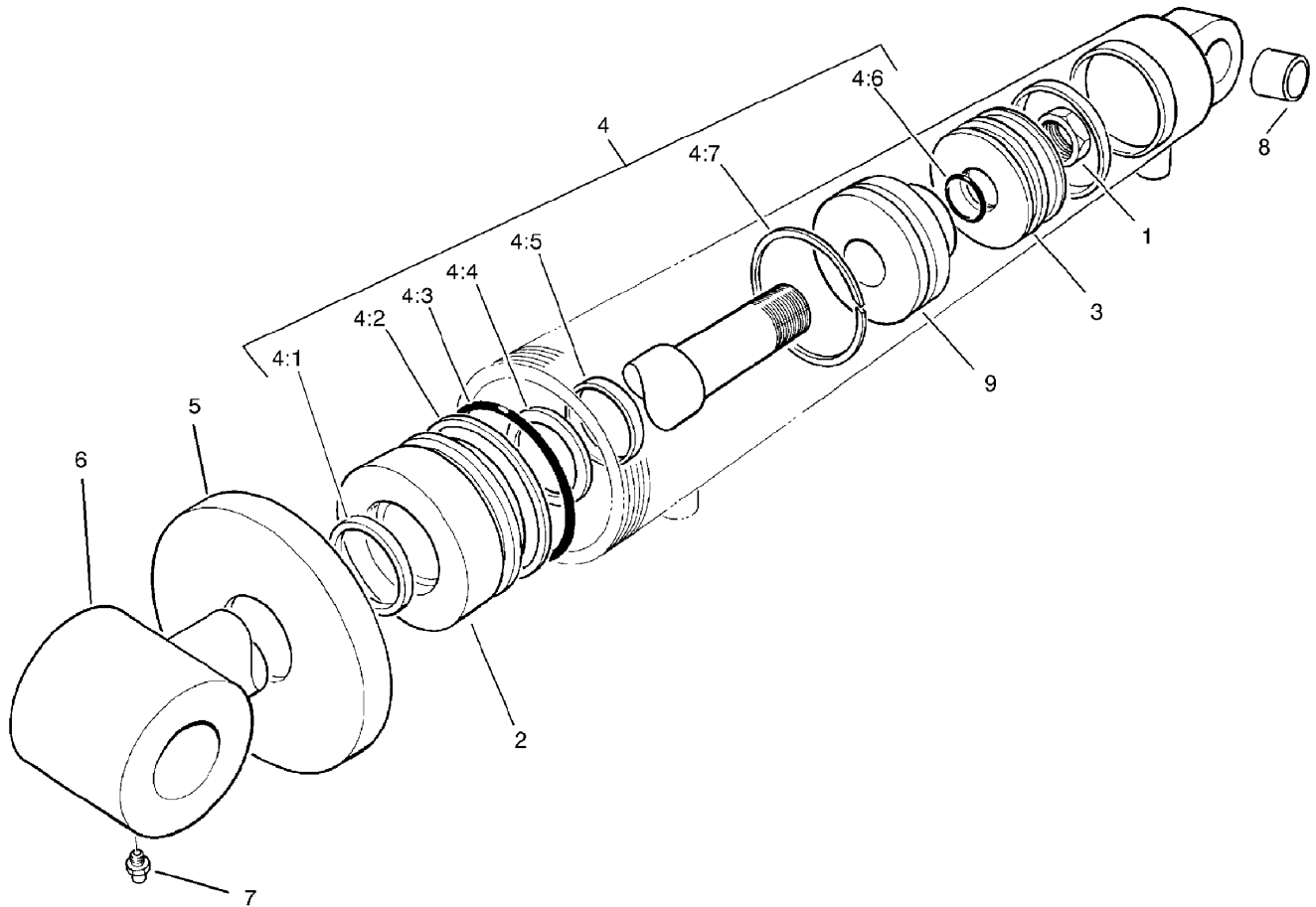
Ref	Part No.	Qty.	Description
26	69-9010	8	Washer
27	340-74	4	Locknut-Bulkhead
28	32121-110	2	Pin-Roll, Slotted
29	99-5917	2	Shaft-Pivot, Lift Arm
30	340-115	2	Fitting-Tee
30:1	237-22	2	O-Ring
31	323-6	4	Screw-HH
32	32108-103	4	Screw-FH
33	328-26	12	Screw-HH
34	69-9300	2	Pad-Bumper
35	93-9922	2	Spacer
36	72-4310	2	Switch-Ball
37	32144-11	4	Screw-HWHTF
38	39-7650-01	2	Cover
39	93-9925-01	1	Arm-Lift, RH
39	93-9926-01	1	Arm-Lift, LH
39:1		1	Arm-Lift
39:1:4	69-6470	4	Bushing-Caster
40	3296-68	2	Nut-Lock, NI
41	98-1452	4	Washer-Thrust
42	302-2	4	Fitting-Grease
43	328-8	6	Screw-HH
44	69-5490	4	Hose ASM
45	340-77	4	Fitting-HYD, 90 DEG



### Side Deck Lift Assembly (continued)

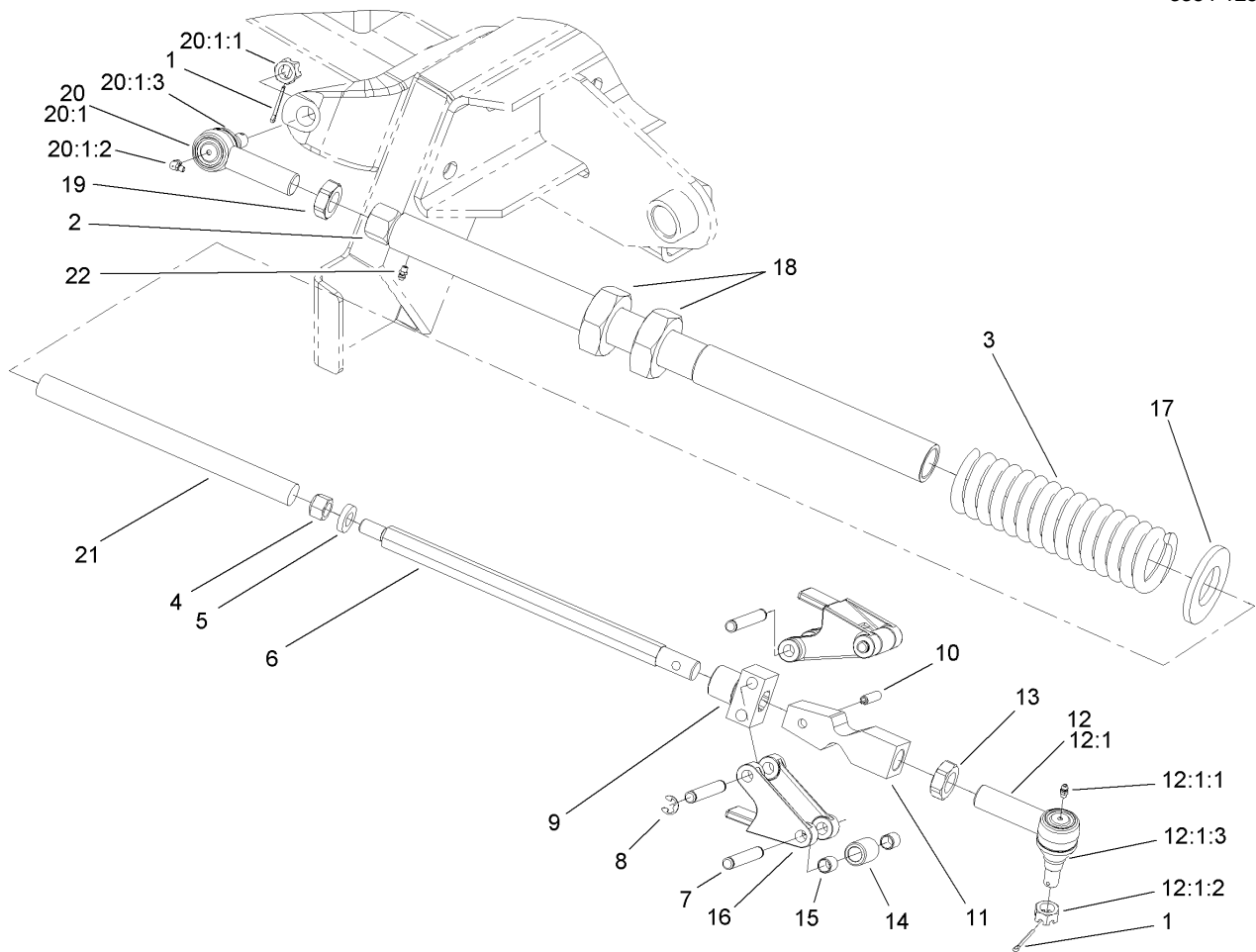
Ref	Part No.	Qty.	Description
45:1	237-22	1	O-Ring
45:2	237-42	1	O-Ring
46	74-2170	2	Cylinder-HYD
47	323-15	2	Screw-HH
48	74-2680-03	1	Bracket-Bulkhead
49	98-7346	2	Spacer
50	69-1580-03	1	Anchor-LH
50	69-1600-03	1	Anchor-RH
51	69-5970	1	Tube-HYD
●51:1	237-22	1	O-Ring
52	95-6498	1	Tube-HYD
●52:1	237-22	1	O-Ring

--	--	--	--



### Hydraulic Cylinder Assembly No. 74-2170

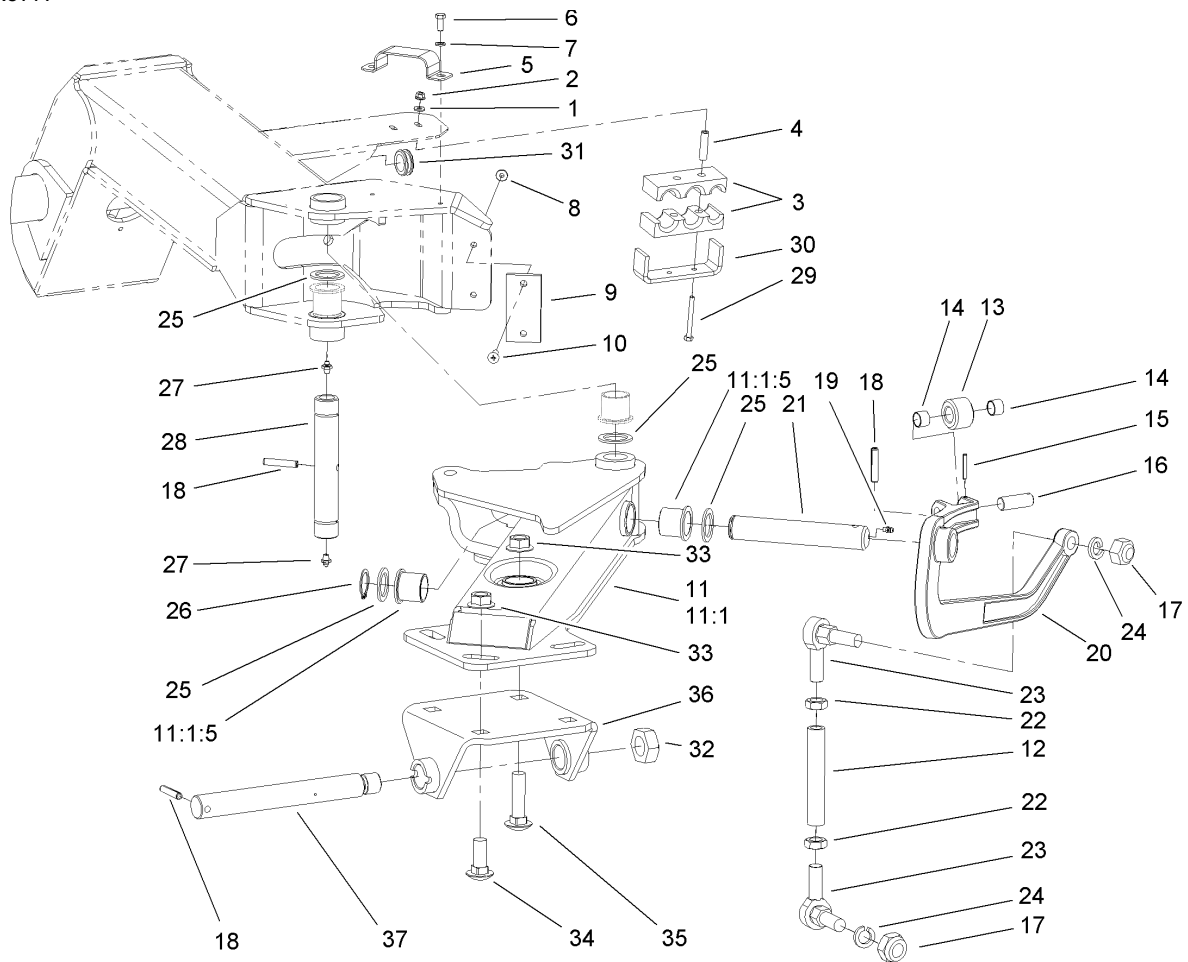
Ref	Part No.	Qty.	Description
1		1	Nut
2		1	Head
3		1	Piston
4	86-7350	1	Repair Kit
4:1		1	Seal-Rod
4:2		1	Ring-Backup
4:3		1	O-Ring
4:4		1	Ring-Wear
4:5		1	Wiper-Dust
4:6		1	O-Ring
4:7		1	Ring-Wear
5		1	Collar
6		1	Shaft
7	302-5	2	Fitting-Grease
8	95-1597	1	Bushing
9		1	Cushion



## Wing Deck Latch Assembly

Ref	Part No.	Qty.	Description
1	3272-12	4	Pin-Cotter
2	69-7210-03	2	Tube Latch ASM
3	69-8480-03	2	Spring-Compression
4	3296-41	2	Nut-Lock NI
5	71-2550	2	Washer-Shaft, Latch
6	69-9680	2	Shaft-Latch
7	92-4806	8	Pin-Latch
8	32120-47	16	Ring-Retaining, External
9	92-4804	2	Block-Latch, Pivot
10	32121-49	2	Pin-Roll
11	92-4805	2	Cam-Trip, Spring
12	86-8100-01	2	Ball Joint ASM
● 12:1		1	Joint-Ball
12:1:1	302-5	1	Fitting-Grease
12:1:2	32136-2	1	Nut-SHH
12:1:3	105-7835	1	Seal
13	21-3000-01	2	Nut-Jam, Push Arm
14	92-4094	4	Roller-Latch
15	256-172	8	Bushing
16	69-1630-03	4	Arm-Pivot
17	69-9100	2	Washer-Latch
18	3220-22	4	Nut-Jam
19	21-3001-03	2	Nut-Jam, Push Arm
20	86-8101-03	2	Joint-Ball, LH

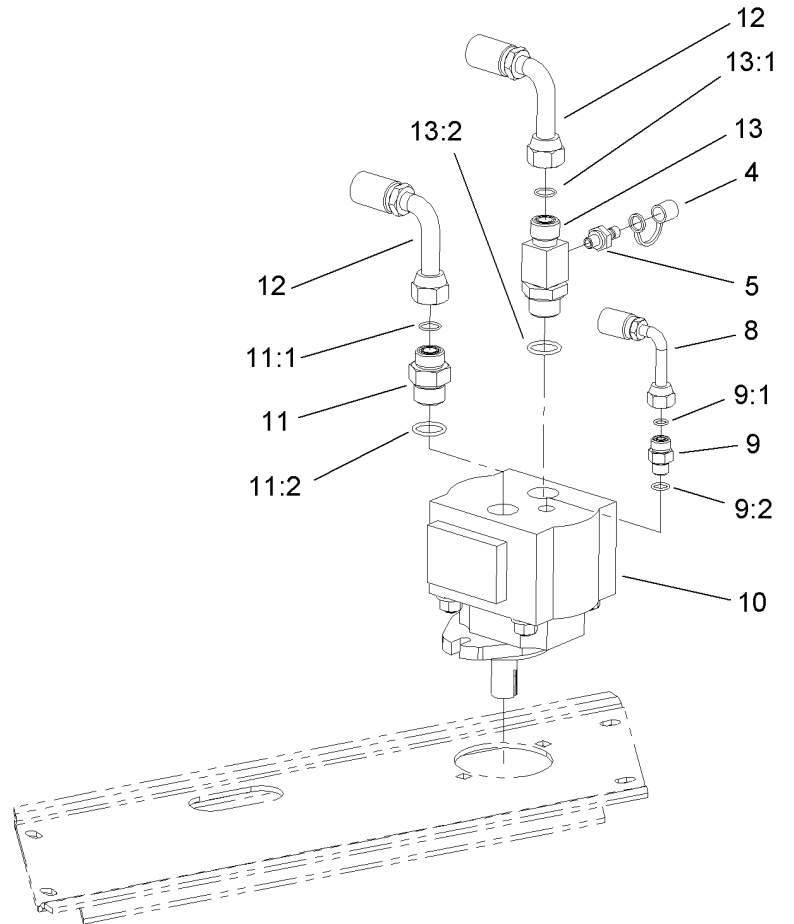
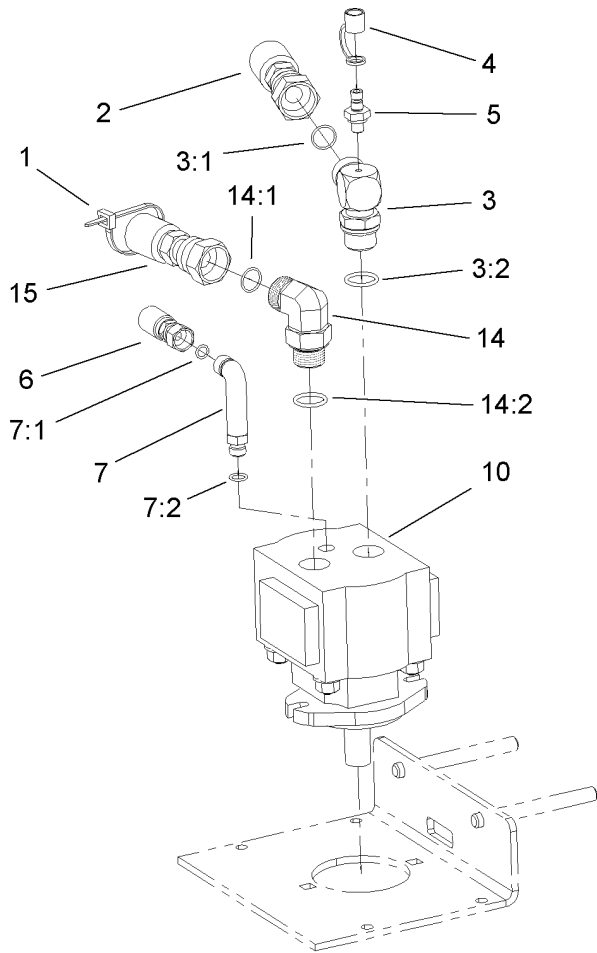
Ref	Part No.	Qty.	Description
● 20:1		1	Joint-Ball, LH
20:1:1	32136-2	1	Nut-SHH
20:1:2	302-40	1	Fitting-Grease
20:1:3	105-7835	1	Seal
21	106-0310	2	Spacer-Plastic
22	302-5	2	Fitting-Grease



## Outer Wing Deck Lift Assembly

Ref	Part No.	Qty.	Description
1	3256-22	4	Washer-Flat
2	32128-32	4	Nut-HHF
3	74-2710	4	Clamp-Hose
4	74-2730	4	Tube
5	93-9928	2	Clamp-Hose
6	322-3	4	Screw-HH
7	3253-4	4	Washer-Lock
8	104-8300	4	Nut-Flange, NI
9	69-9300	2	Pad-Bumper
10	32108-103	4	Screw-FH
11	93-9941-01	1	Arm-Outer Lift, RH
11	93-9942-01	1	Arm-Outer Lift, LH
11:1		1	Arm-Outer Lift, RH
11:1:5	69-6470	2	Bushing-Caster
12	71-2600	2	Tube-Antisway
13	69-9240	2	Roller-Cam
14	256-76	4	Bushing
15	32121-34	2	Pin-Roll
16	69-9250	2	Pin-Roller
17	3219-7	4	Nut-Hex
18	32121-110	4	Pin-Roll, Slotted
19	302-5	2	Fitting-Grease
20	98-3312-01	1	Arm-Anti-Sway, RH ASM
20	98-3311-01	1	Arm-Anti Sway, LH ASM

Ref	Part No.	Qty.	Description
21	82-7900	2	Arm-Shaft
22	3220-7	4	Nut-Jam
23	2411-40	4	End-Rod
24	3253-9	4	Washer-Lock
25	98-1452	12	Washer-Thrust
26	32151-10	2	Ring-Snap
27	302-2	4	Fitting-Grease
28	71-2620	2	Shaft-Elbow, Lift Arm
29	321-15	4	Screw-HH
30	94-6772-01	2	Retainer
31	93-9912	2	Grommet
32	3296-68	2	Nut-Lock, NI
33	32128-45	8	Locknut-Flange
34	3233-28	6	Screw-CARR
35	3233-29	2	Screw-CARR
36	69-7170-01	2	Clevis
37	71-2610	2	Shaft-Pivot, Deck



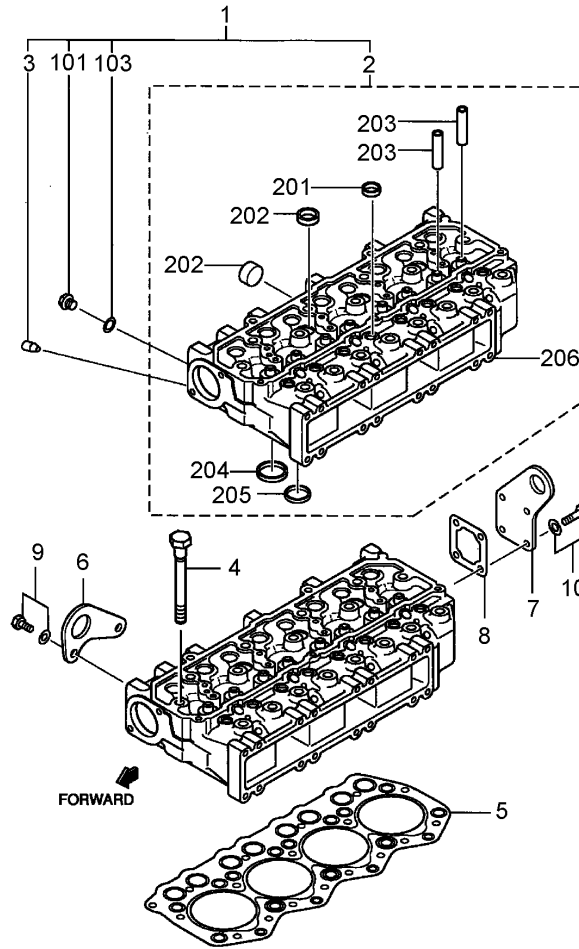
## Deck Motor Assembly

Ref	Part No.	Qty.	Description
1	3290-378	2	Tie-Cable
2	106-0079	1	HYD Hose ASM
3	99-4444	1	Fitting-HYD
3:1	237-58	1	O-Ring
3:2	237-81	1	O-Ring
4	354-79	3	Cap-Dust
5	99-4443	3	Fitting
6	76-2770	1	Hose ASM
7	69-4320	1	Fitting-90 DEG
7:1	237-22	1	O-Ring
7:2	237-42	1	O-Ring
8	93-9917	2	HYD Hose ASM
9	340-2	2	Fitting-HYD, Straight
9:1	237-22	1	O-Ring
9:2	237-42	1	O-Ring
10	94-4907	3	Motor-HYD
11	340-8	2	Adapter
11:1	237-65	1	O-Ring
11:2	237-81	1	O-Ring
12	93-9918	4	HYD Hose ASM
13	99-4442	2	Fitting
13:1	237-65	1	O-Ring
13:2	237-81	1	O-Ring
14	340-142	1	Fitting-HYD, 90 DEG

Ref	Part No.	Qty.	Description
14:1	237-58	1	O-Ring
14:2	237-81	1	O-Ring
15	106-0078	1	HYD Hose ASM

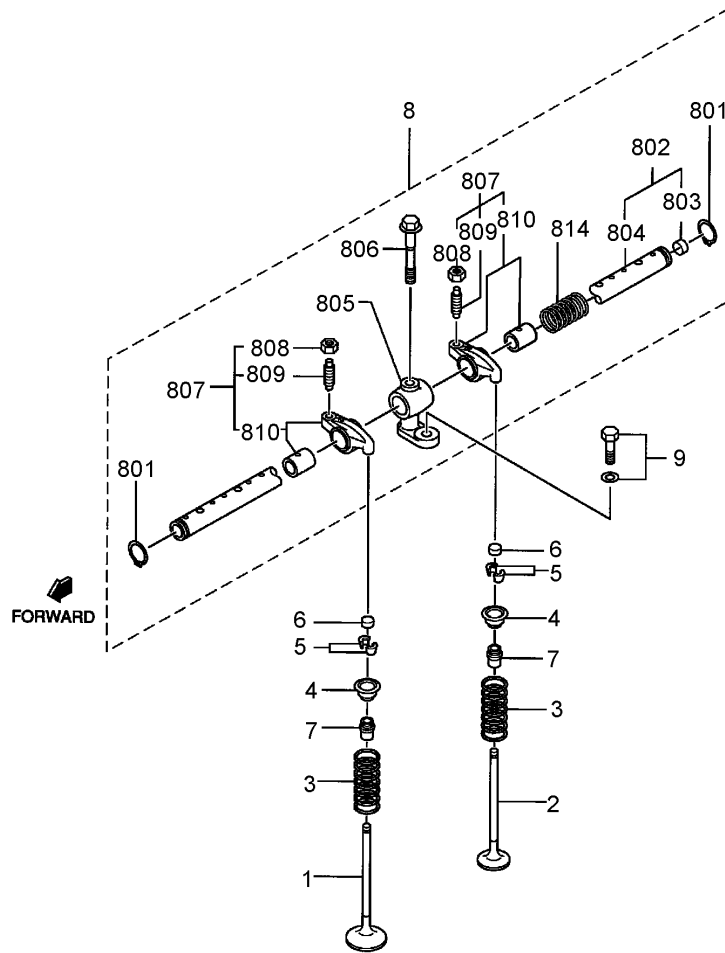






## Cylinder Head Assembly

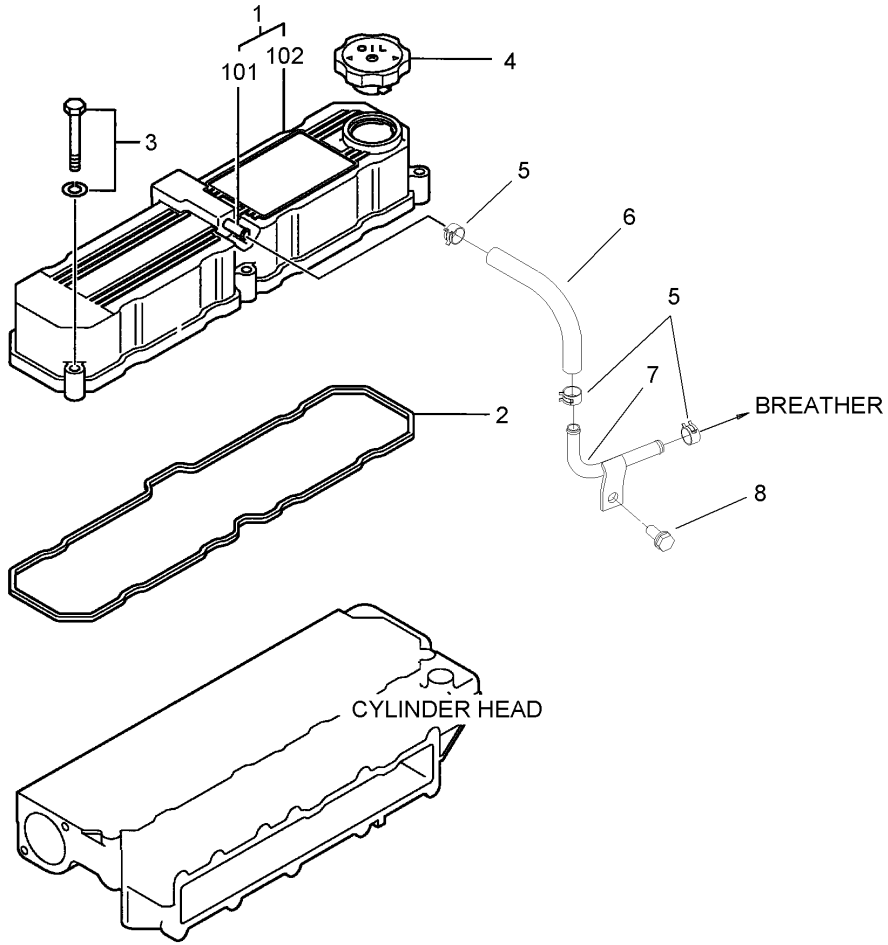
Ref	Part No.	Qty.	Description				
1	107-4801	1	Cylinder Head ASM				
2		1	Cylinder Head Sub ASM				
3		1	Plug				
4	99-1806	17	Bolt-Head, Cylinder				
5	99-1807	1	Gasket-Head, Cylinder				
6		1	Eye-Lifting				
7	99-1808	1	Eye-Lifting, Head Rear				
8	99-1809	1	Gasket-Head, Rear				
9	99-1810	2	Bolt W/Washer				
10	99-1811	4	Bolt W/Washer				
101	99-1812	1	Plug-Drain				
103	99-1813	1	Gasket				
201	107-4802	12	Cap-Sealing				
202	107-4803	7	Cap-Sealing				
203	99-1803	8	Guide-Valve				
204	99-1804	4	Seat-Valve, In				
205	99-1805	4	Seat-Valve, Ex				
206		1	Head-Cylinder				



## Valve Mechanism Assembly

Ref	Part No.	Qty.	Description
1	99-1814	4	Valve-Inlet
2	99-1815	4	Valve-Exhaust
3	51-5320	8	Spring
4	99-1816	8	Retainer-Upper
5	60-7420	16	Valve-Cotter
6	51-5280	8	Cap
7	99-1817	8	Seal-Stem, Valve
8	107-4804	1	Rocker And Shaft ASM
9	99-1825	4	Bolt W/Washer
801	42-7990	2	Ring-Snap
802	99-1821	1	Rocker Shaft ASM
803	107-4805	2	Cap-Sealing
804		1	Shaft-Rocker
805	99-1823	4	Bracket-Shaft, Rocker
806	99-1824	4	Bolt-Bracket, Rocker
807	107-4806	8	Rocker ASM
808	70-2970	8	Nut
809	93-3401	8	Rocker Screw ASM
810		8	Rocker & Bushing
814	107-4807	3	Spring-Rocker

--	--	--	--

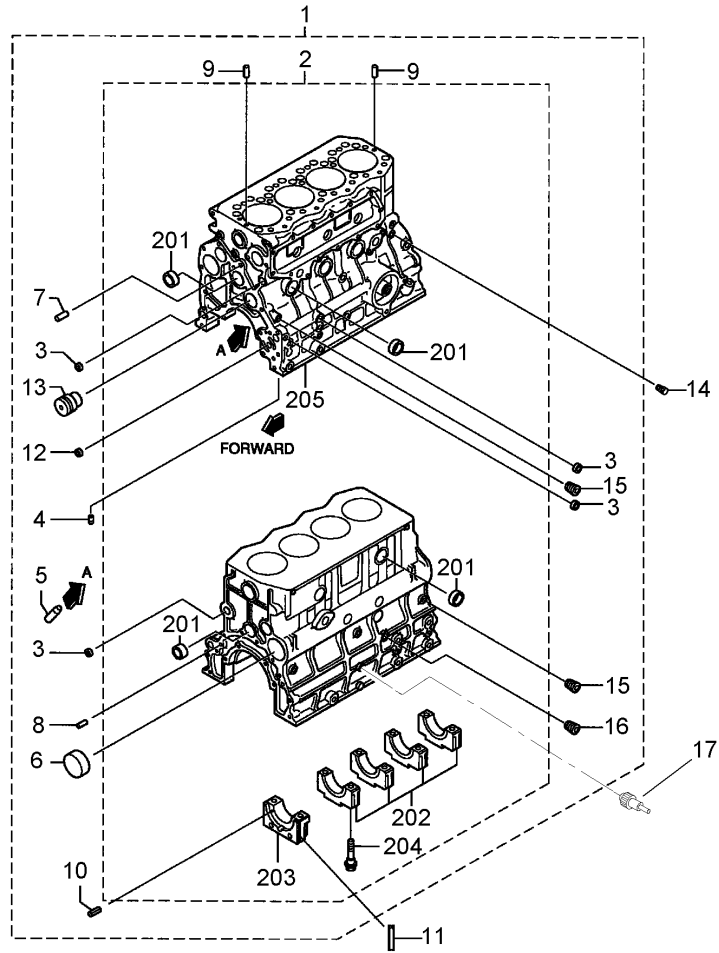


## Rocker Cover and Breather Assembly

Ref	Part No.	Qty.	Description
1	99-1826	1	Rocker Cover ASM
2	99-1827	1	Gasket-Rocker
3	99-1828	5	Bolt W/Washer
4	42-7420	1	Cap-Filler
5	99-1833	3	Clip-Hose
6	108-8082	1	Hose-Breather
7	108-8083	1	Pipe-Breather
8	99-1836	1	Bolt W/Washer
②101		1	Pipe
②102		1	Cover-Rocker

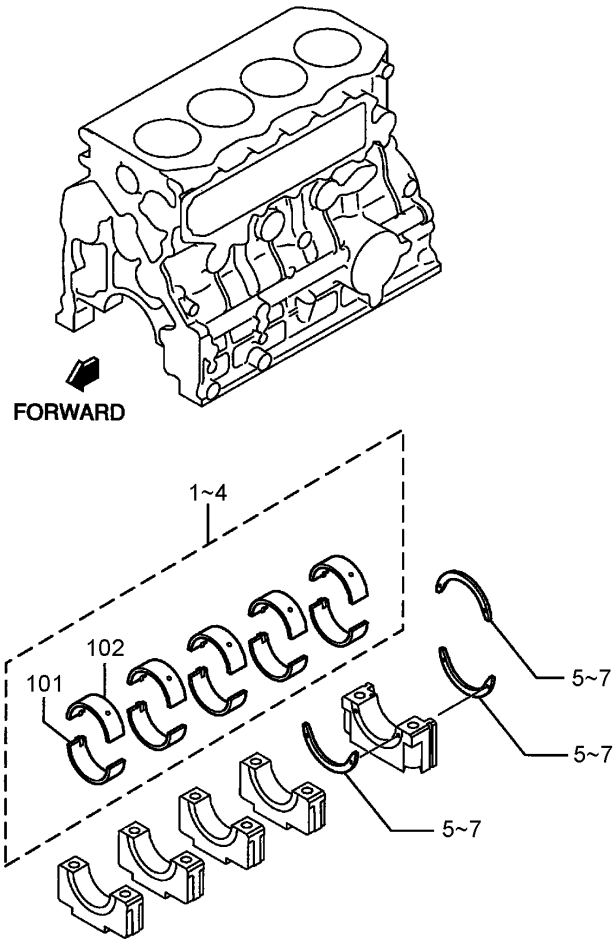
--	--	--	--





### Crankcase Assembly

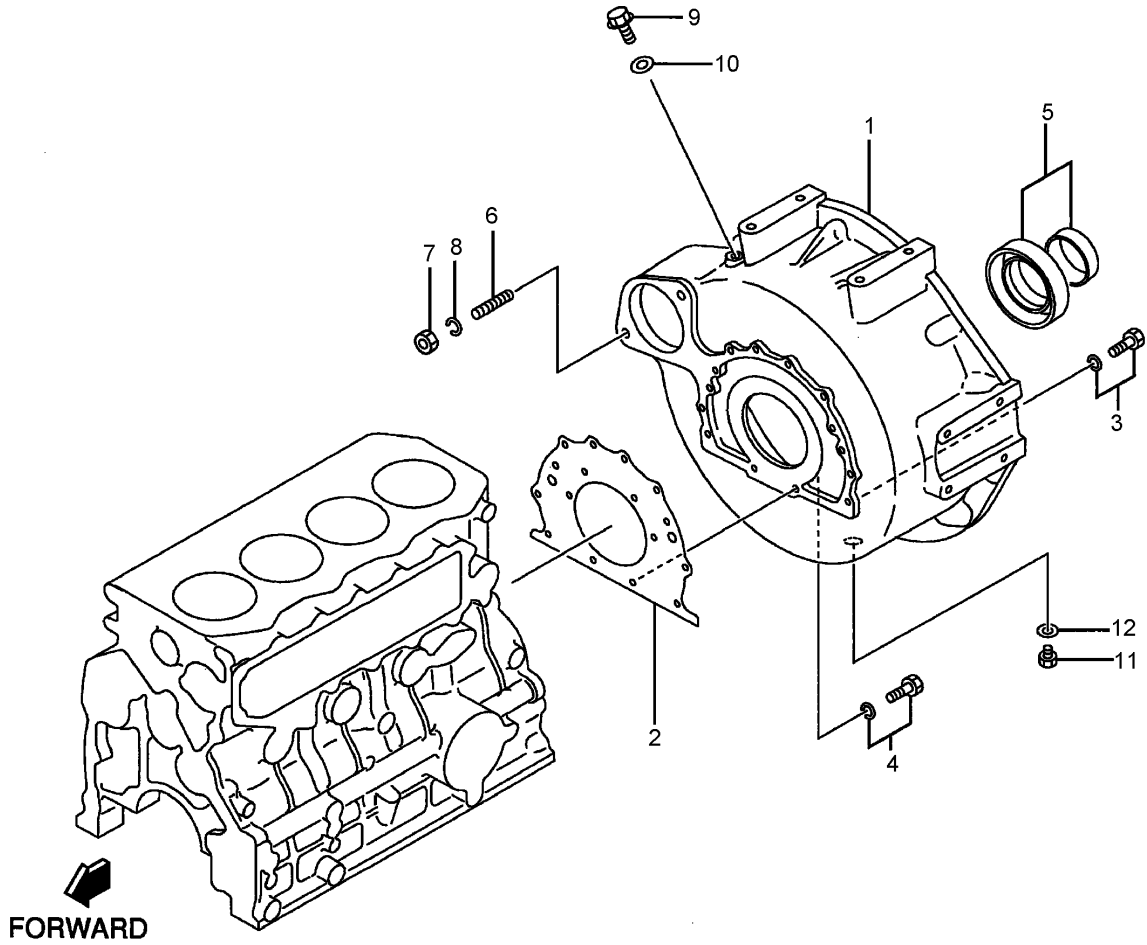
Ref	Part No.	Qty.	Description
1	99-1837	1	Crankcase ASM
2		1	Crankcase Sub ASM
3	70-3370	6	Cap
4		3	Plug
5	107-4809	4	Pipe-Jet, Oil
6	99-1840	1	Plug-Cam
7	99-1841	2	Pin-Dowel
8	70-3000	2	Pin
9	93-3365	2	Pin-Dowel
10	99-1842	6	Pin-Spring
11	99-1853	2	Seal-Side
12	107-4810	1	Bushing
13	99-1844	1	Shaft-Idler
14	56-0100	1	Plug-Drain
15	86-6240	5	Plug-Tapered
16	99-1845	1	Plug-Taper
17	56-1310	1	Switch ASM
201	107-4808	10	Cap-Sealing
202		4	Cap-Metal
203		1	Cap-Metal, Rear
204	99-1838	10	Bolt-Cap, Bearing
205		1	Crankcase

### Main Metal Assembly

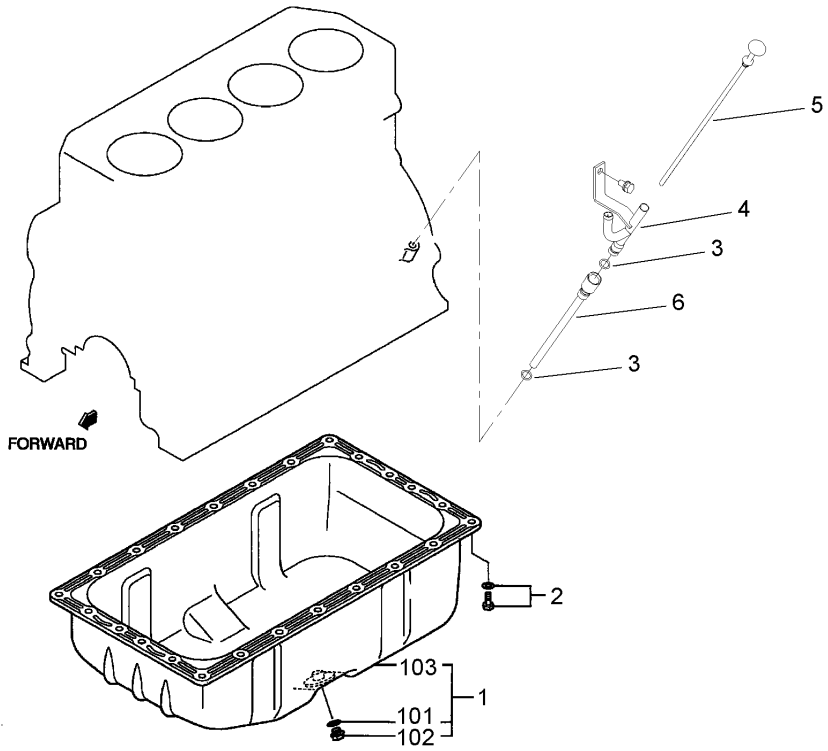
Ref	Part No.	Qty.	Description				
1	99-1846	1	Set-Metal, Main				
2	99-1847	1	Set-Metal, Main				
3	99-1848	1	Set-Metal, Main				
4	99-1849	1	Set-Metal, Main				
5	99-1850	3	Plate-Thrust, C/S				
6	99-1851	3	Plate-Thrust, C/S				
7	99-1852	3	Plate-Thrust, C/S				
②101		5	Main Metal, Lower				
②102		5	Main Metal, Upper				





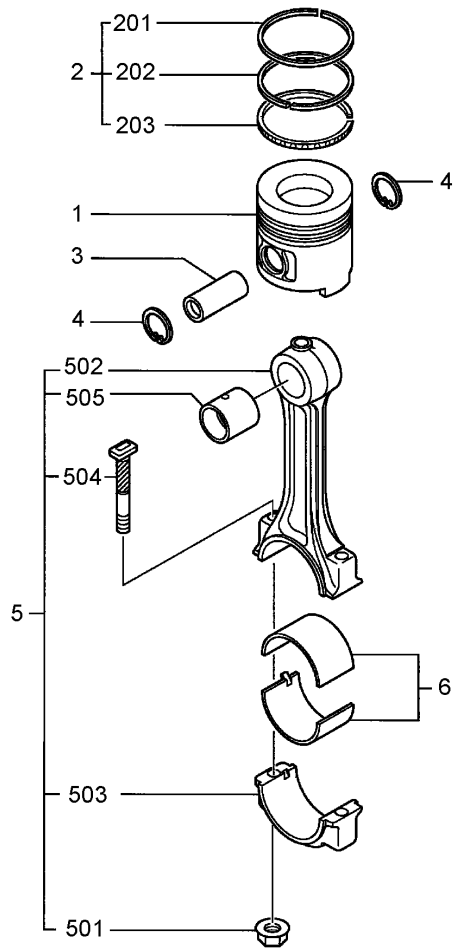
## Flywheel Housing Assembly

Ref	Part No.	Qty.	Description
1	99-1854	1	Housing-Flywheel
2	99-1855	1	Gasket-Rear
3	99-1856	10	Bolt W/Washer
4	99-1857	2	Bolt W/Washer
5	60-7430	1	Seal
6	51-5950	2	Stud
7	51-8670	2	Nut
8	51-6390	2	Washer
9	99-1812	1	Plug-Drain
10	99-1813	1	Gasket
11	67-2520	1	Plug
12	42-7290	1	Gasket-Plug



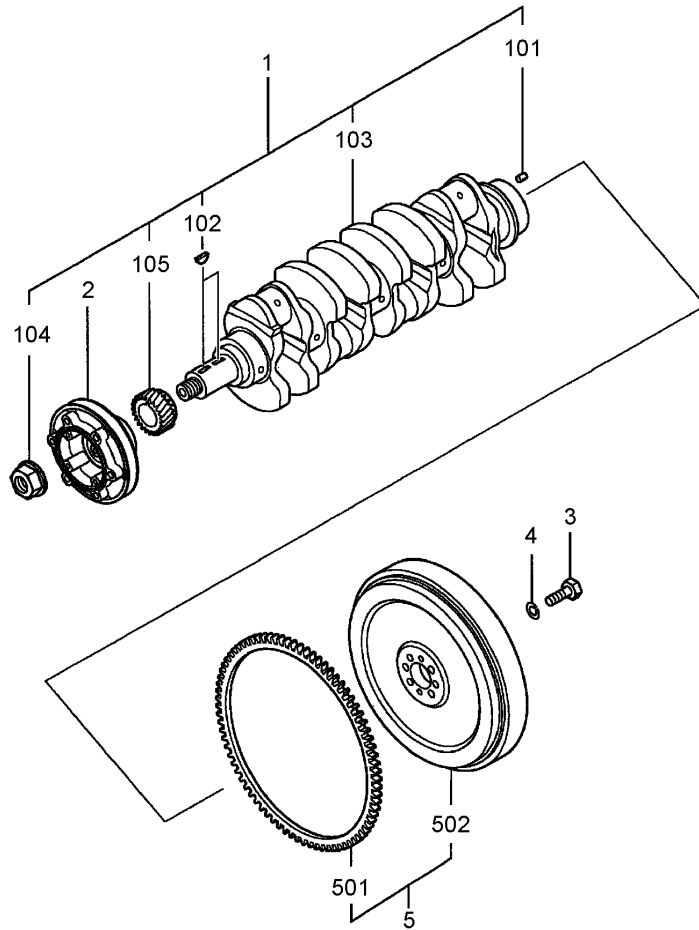
### Oil Pan Assembly

Ref	Part No.	Qty.	Description
1	99-1874	1	Oil Pan ASM
2	99-1810	25	Bolt W/Washer
3	107-4814	2	O-Ring
4	108-8091	1	Guide-Oil Level
5	108-1595	1	Gage-Oil Level
6	108-8092	1	Pipe-Oil Level
101	92-1921	1	Gasket-Oil
102	92-1920	1	Plug-Oil
②103		1	Pan-Oil



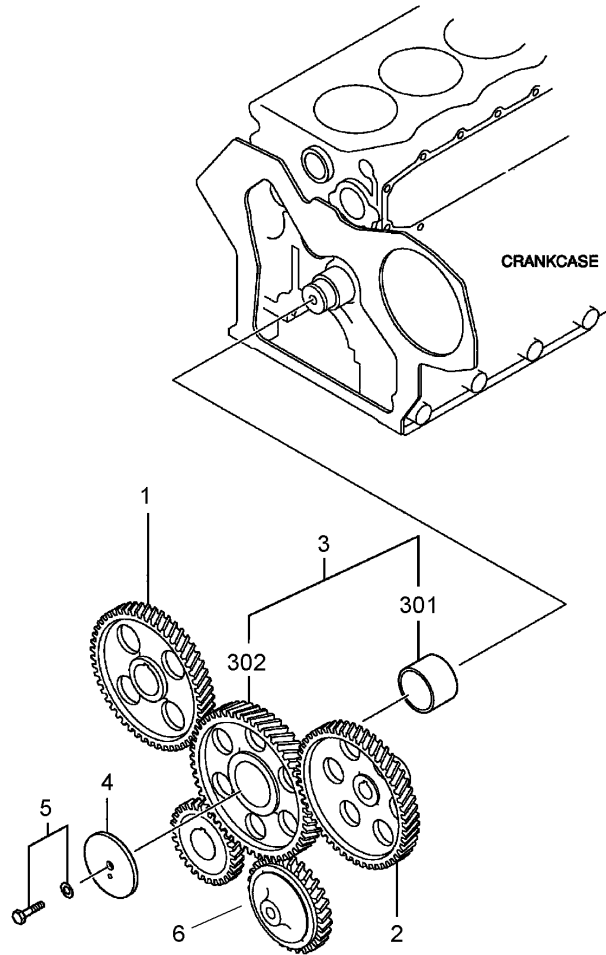
## Piston and Connection Rod Assembly

Ref	Part No.	Qty.	Description
1	107-4816	4	Piston
2	99-1883	4	Set-Ring, Piston
3	107-4817	4	Pin-Piston
4	99-1887	8	Ring-Snap
5	99-1888	4	Connecting Rod ASM
6	99-1891	1	Metal Set (Connecting Rod)
201		4	Ring-#1
202		4	Ring-#2
203		4	Ring-Oil
501	51-6230	8	Nut
502		4	Rod-Connecting
503		4	Cap-Rod, Connecting
504	99-1889	8	Bolt-Connecting
505	99-1890	4	Bushing-Rod, Connecting



## Crankcase and Flywheel Assembly

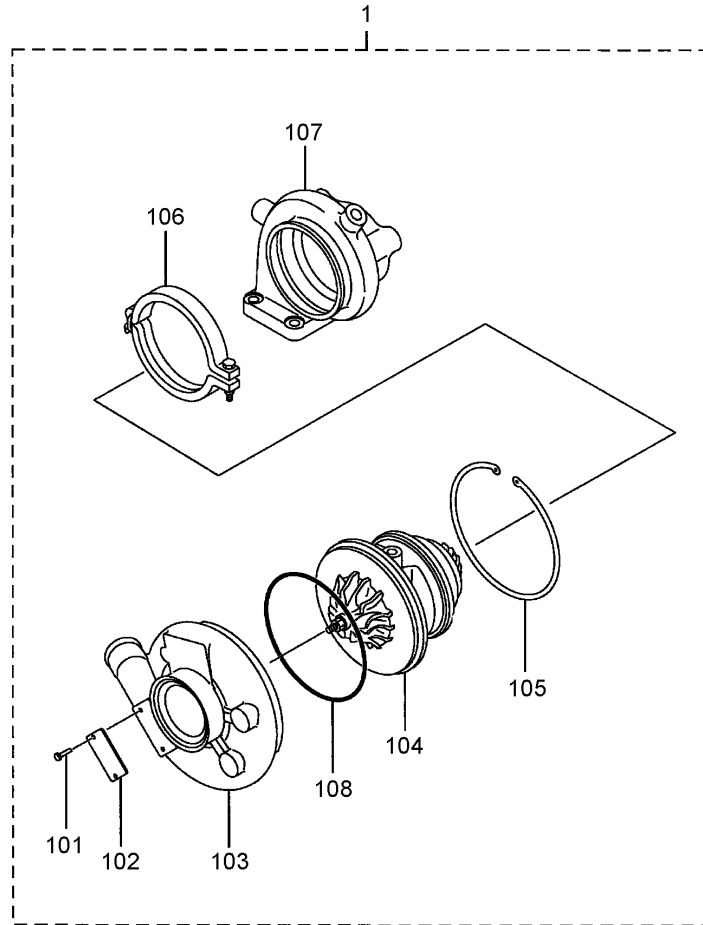
Ref	Part No.	Qty.	Description	
1	99-1895	1	Crankshaft ASM	
2	99-1896	1	Pulley-Crankshaft	
3	70-2880	4	Bolt	
4	51-8610	4	Washer-Spring	
5	99-1899	1	Flywheel ASM	
101	51-6300	2	Pin-Dowel	
102	51-5460	2	Key	
②103		1	Crankshaft	
104	99-1897	1	Nut-Crankshaft	
105	99-1898	1	Gear-Crankshaft	
501	99-2100	1	Gear-Ring	
②502		1	Flywheel	



### Timing Gear Assembly

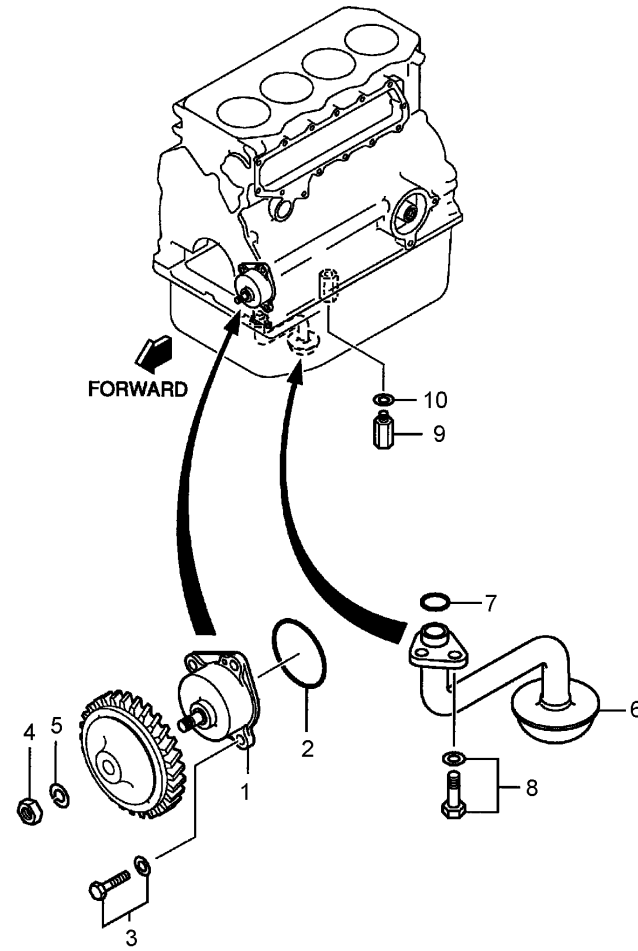
Ref	Part No.	Qty.	Description				
1	99-1868	1	Gear-Camshaft				
2	107-4818	1	Gear-Pump, Injection				
3	99-1870	1	Gear Idler ASM				
4	99-1871	1	Plate-Thrust				
5	99-1872	1	Bolt W/Washer				
6	99-1873	1	Gear-Pump, Oil				
②301		1	Bushing-Idler				
②302		1	Gear-Idler				





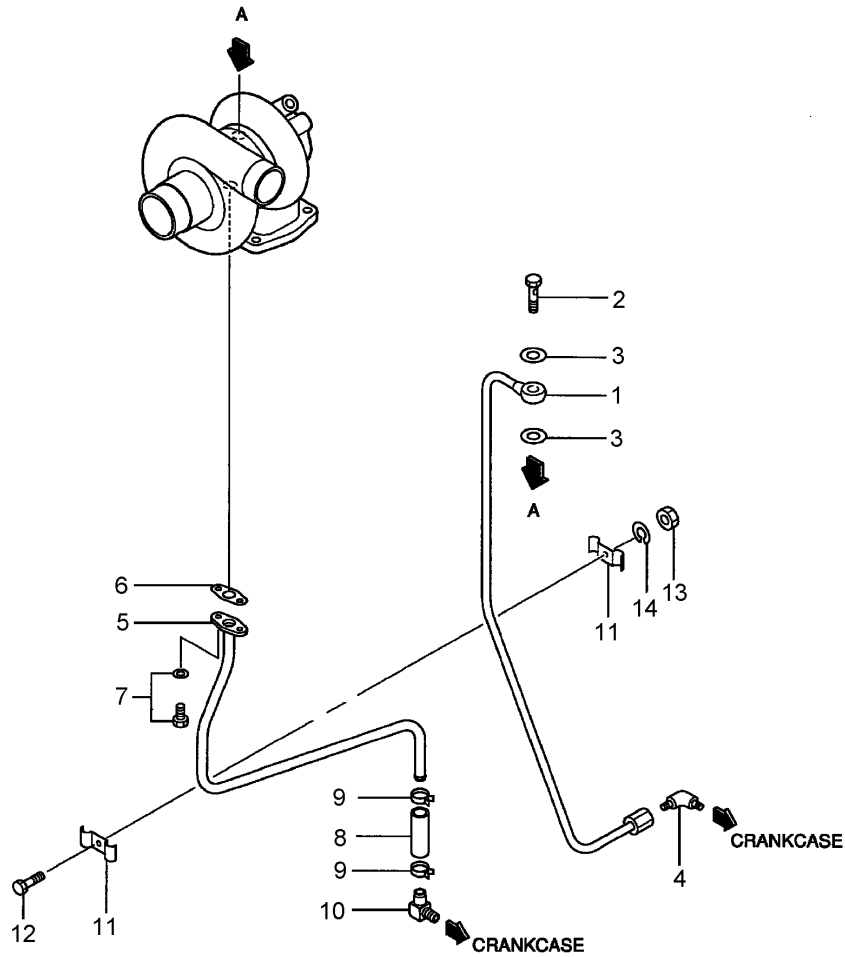
## Turbocharger Assembly

Ref	Part No.	Qty.	Description
1	99-2124	1	Turbocharger ASM
②101		2	Rivet
②102		1	Plate
②103		1	Cover-Compressor
②104		1	Cartridge ASM
②105		1	Ring-Retaining
②106		1	Coupling ASM
②107		1	Housing-Turbine
②108		1	O-Ring



## Oil Pump and Oil Strainer Assembly

Ref	Part No.	Qty.	Description
1	107-4823	1	Oil Pump ASM
2	108-1598	1	O-Ring
3	99-1811	4	Bolt W/Washer
4	99-2129	1	Nut-Jam
5	51-6390	1	Washer
6	110-3253	1	Strainer-Oil
7	99-2131	1	O-Ring
8	99-1810	2	Bolt W/Washer
9	99-2133	1	Valve
10	99-2134	1	Gasket



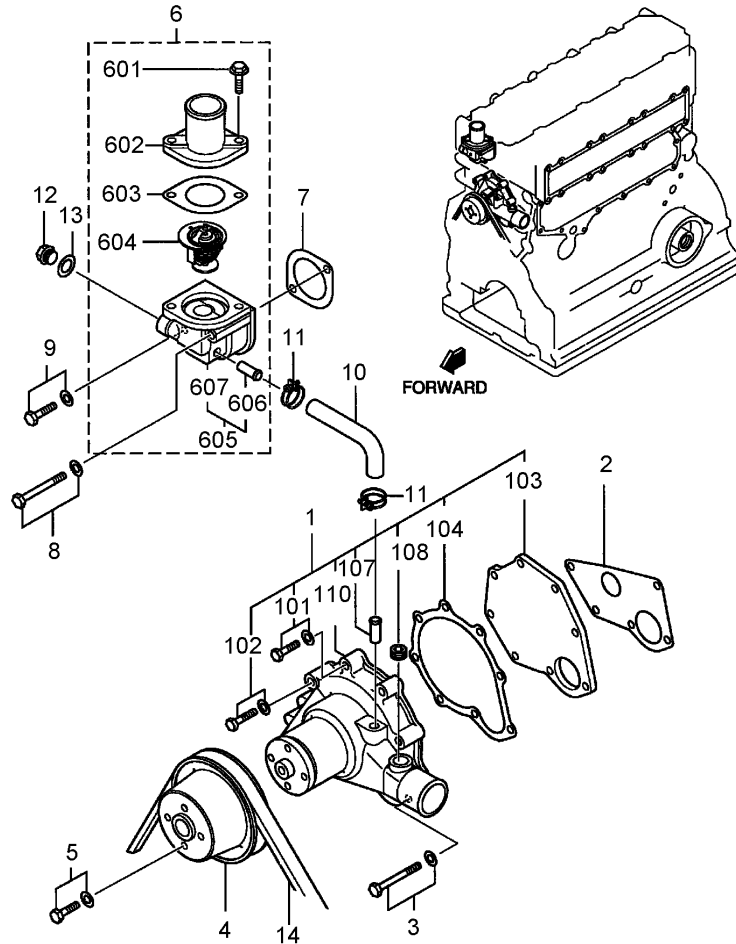
### Oil Pipe Assembly

Ref	Part No.	Qty.	Description
1	99-2119	1	Pipe-Oil
2	70-4980	1	Bolt
3	70-3060	2	Gasket
4	99-2120	1	Elbow
5	99-2118	1	Pipe-Oil
6	99-2121	1	Gasket-Pipe, Oil
7	99-2122	2	Bolt W/Washer
8	99-2123	1	Hose-Oil
9	70-3090	2	Clamp
10	70-5310	1	Elbow
11	99-2125	2	Clamp
12	60-7290	1	Bolt
13	70-2960	1	Nut
14	51-7400	1	Washer

--	--	--	--



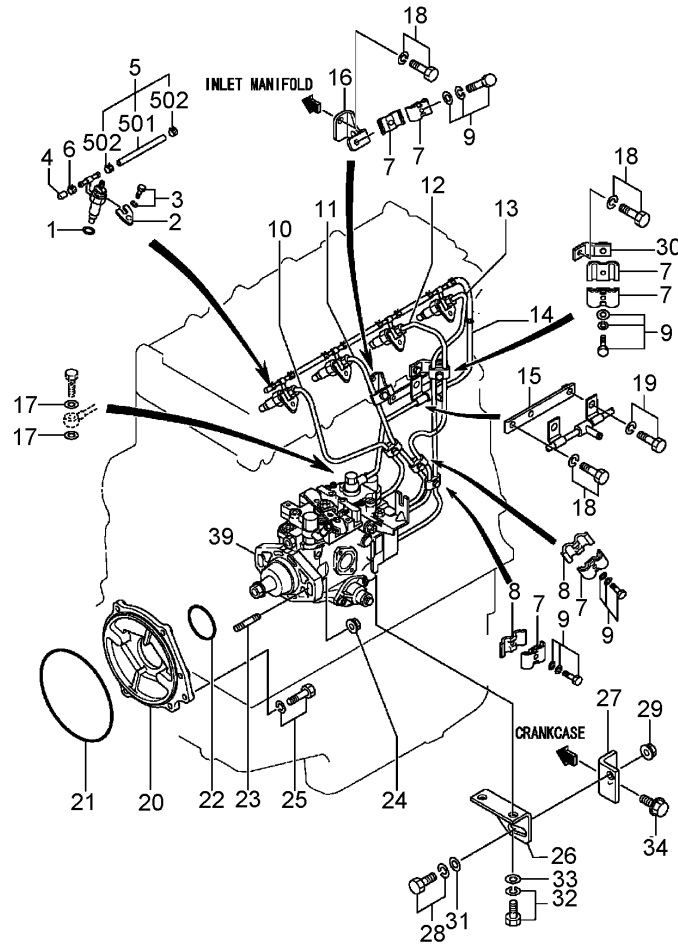




### Cooling System Assembly

Ref	Part No.	Qty.	Description
1	99-2145	1	Water Pump ASM
2	99-2148	1	Gasket-Water
3	99-2150	5	Bolt W/Washer
4	99-2149	1	Pulley-Pump, Water
5	107-4827	4	Bolt
6	107-4828	1	Thermostat ASM
7	51-7210	1	Gasket
8	99-2158	1	Bolt W/Washer
9	99-2150	1	Bolt W/Washer
10	99-2152	1	Hose-Bypass
11	93-4297	2	Clamp-Hose
12	99-1812	1	Plug-Drain
13	99-1813	2	Gasket
14	107-4388	1	Belt-Edge, Raw
101	92-2133	2	Bolt-Flange
102	99-2151	1	Bolt-Flange
103	99-2146	1	Cover-Pump, Water
104	99-2147	1	Gasket-Cover, Pump
107		1	Pipe-Pump, Water
108	107-4826	1	Plug-Taper
110		1	Case-Pump, Water
601	92-2133	2	Bolt-Flange
602	99-2153	1	Cover-Thermostat
603	107-4829	1	Gasket-Thermostat

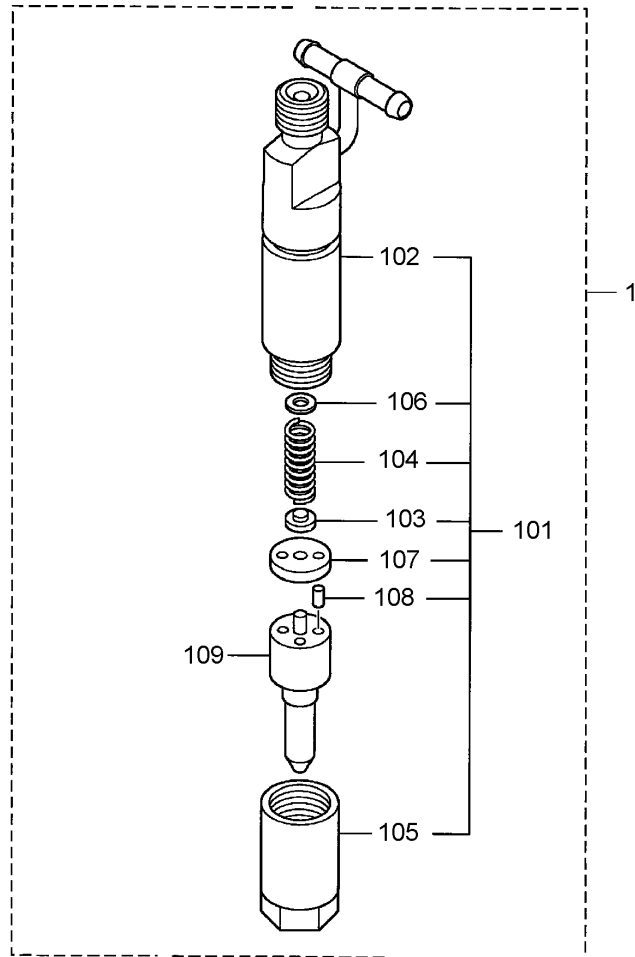
Ref	Part No.	Qty.	Description
604	99-2155	1	Thermostat
605	99-2156	1	Thermostat Case ASM
606		1	Pipe-Thermostat
607		1	Case-Thermostat



## Fuel System Assembly

Ref	Part No.	Qty.	Description
1	98-7375	4	Gasket-Nozzle
2	107-4831	4	Support-Nozzle
3	99-2166	4	Bolt W/Washer
4	99-2167	1	Cap
5	99-2168	4	Oil Hose ASM
6	99-2169	1	Clip
7	56-0750	7	Clamp
8	56-0760	3	Clamp
9	99-2179	5	Bolt W/Washer
10	107-4832	1	Pipe-Injection #1
11	107-4833	1	Pipe-Injection #2
12	107-4834	1	Pipe-Injection #3
13	107-4835	1	Pipe-Injection #4
14	107-4836	1	Pipe-Return, Fuel
15	107-4837	1	Stay
16	107-4838	1	Stay-Pipe
17	107-4839	2	Washer-Sealing
18	99-1810	3	Bolt W/Washer
19	99-1825	2	Bolt W/Washer
20	108-1596	1	Flange-Pump
21	107-4840	1	O-Ring
22	107-4387	1	O-Ring
23	86-6390	2	Stud
24	107-4842	2	Nut-Flange

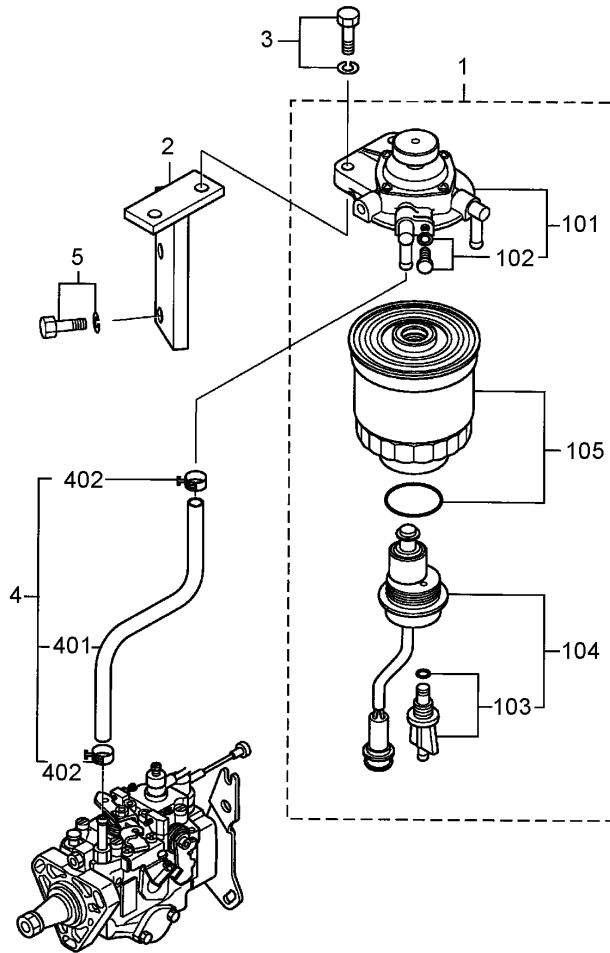
Ref	Part No.	Qty.	Description
25	99-1811	1	Bolt W/Washer
26	107-4843	1	Bracket-Pump, Injection
27	107-4844	1	Bracket-Pump, Injection
28	107-4845	1	Bolt W/Washer
29	107-4846	1	Nut-Flange
30	108-1599	1	Stay
31	108-1597	1	Washer
32	107-4849	2	Bolt W/Washer
33	70-2990	2	Washer
34	107-4847	1	Bolt-Flange
39	107-4848	1	Injection Pump ASM
501	105-0558	4	Hose
502	99-2169	8	Clip



### Nozzle Assembly

Ref	Part No.	Qty.	Description
1	107-4389	4	Nozzle ASM
②101		4	Holder ASM
②102		4	Body Sub ASM
103	99-2280	4	Pin-Pressure
104	99-2281	4	Spring-Pressure
105	70-4840	4	Nut
106	99-2190	1	Washer
106	99-2191	1	Washer
106	99-2192	1	Washer
106	99-2193	1	Washer
106	99-2194	1	Washer
106	99-2195	1	Washer
106	99-2196	1	Washer
106	99-2197	1	Washer
106	99-2198	1	Washer
106	99-2199	1	Washer
106	99-2200	1	Washer
106	99-2201	1	Washer
106	99-2202	1	Washer
106	99-2203	1	Washer
106	70-4890	1	Washer
106	70-4900	1	Washer
106	99-2204	1	Washer
106	99-2205	1	Washer

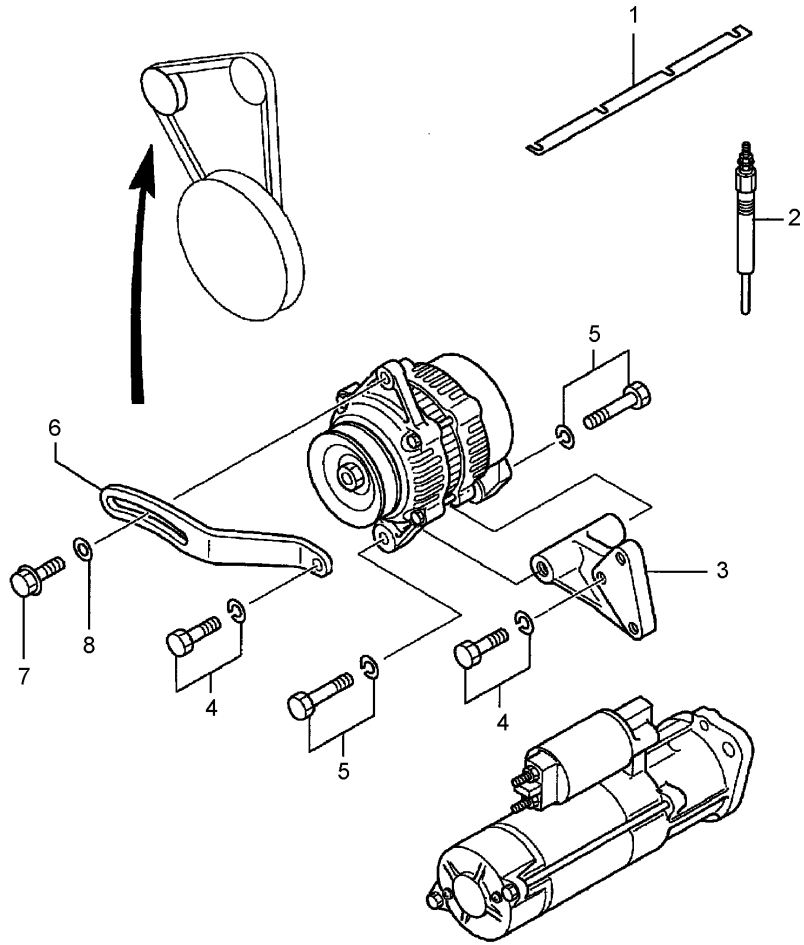
Ref	Part No.	Qty.	Description
106	99-2206	1	Washer
106	70-4920	1	Washer
106	99-2207	1	Washer
106	107-4390	1	Washer
106	99-2208	1	Washer
106	99-2209	1	Washer
106	99-2210	1	Washer
106	99-2211	1	Washer
106	99-2212	1	Washer
106	99-2213	1	Washer
106	99-2214	1	Washer
106	99-2215	1	Washer
106	99-2216	1	Washer
106	70-4860	1	Washer
106	70-4870	1	Washer
106	70-4880	1	Washer
107	99-2218	4	Packing
108	70-6830	8	Pin
109	107-4391	4	Nozzle Tip ASM



## Fuel Filter Assembly

Ref	Part No.	Qty.	Description
1	107-4392	1	Fuel Filter ASM
2	107-4396	1	Bracket-Filter, Fuel
3	99-2166	2	Bolt W/Washer
4	107-4397	1	Fuel Hose ASM
5	99-1811	2	Bolt W/Washer
②101		1	Body ASM
102	107-4393	1	Air Plug Set
②103		1	Plug-Drain
104	107-4394	1	Sensor ASM
105	107-4395	1	Element-Filter
②401		1	Hose-Fuel
402	56-1400	2	Clip-Hose

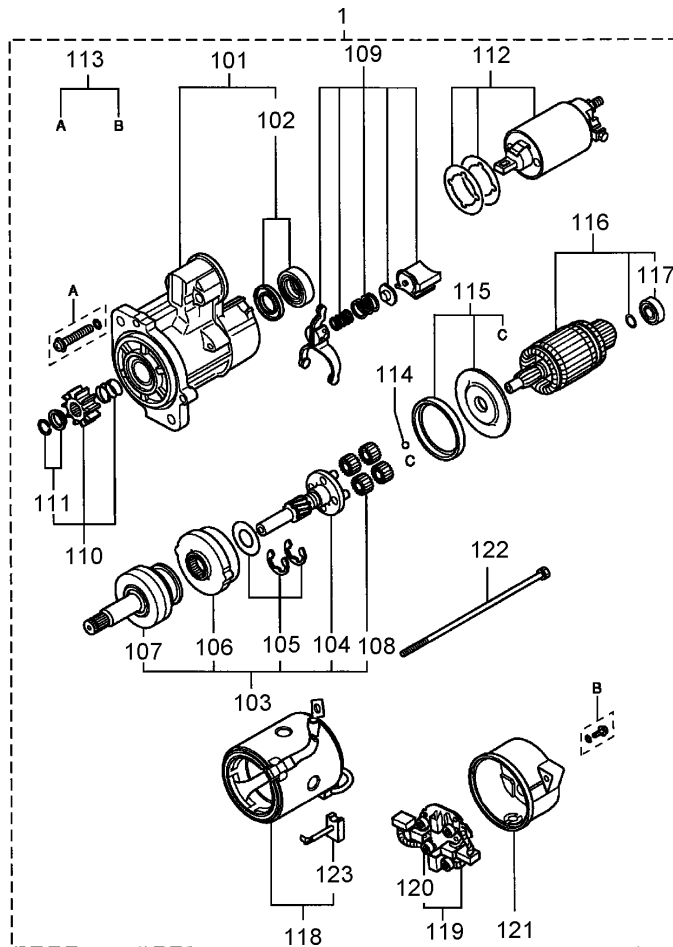
--	--	--	--



### Electric Parts Assembly

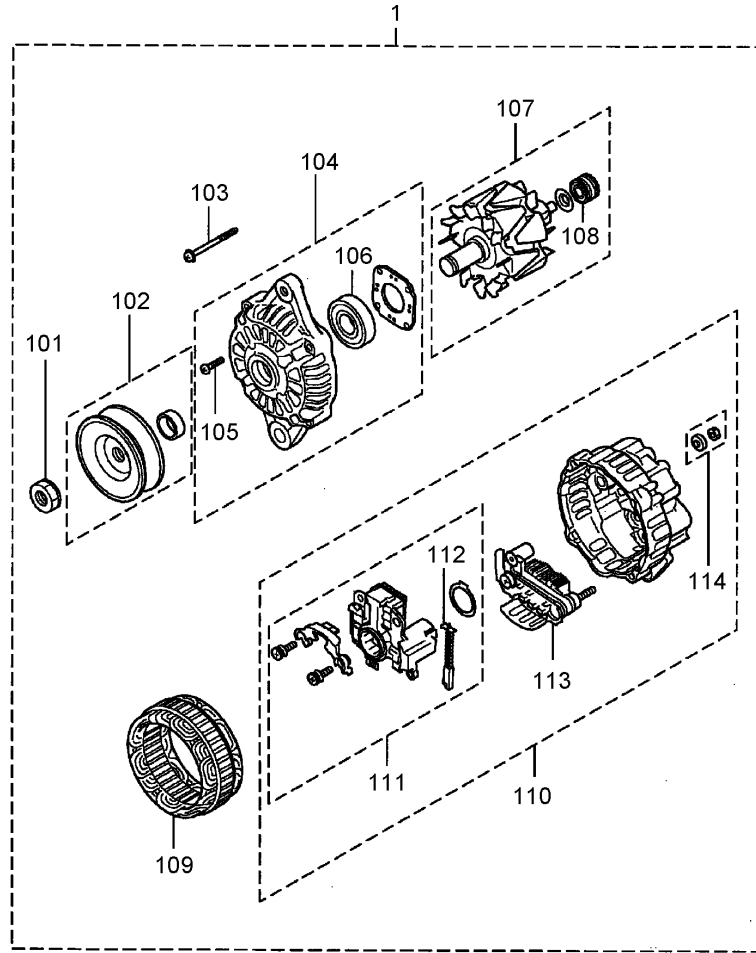
Ref	Part No.	Qty.	Description
1	99-2265	1	Plate-Connection
2	99-2266	4	Plug-Glow
3	99-2268	1	Bracket-Alternator
4	99-1811	2	Bolt W/Washer
5	99-1857	2	Bolt W/Washer
6	99-2270	1	Plate-Adjusting
7	67-4660	1	Bolt-Flange
8	54-8660	1	Washer

--	--	--	--



## Starter Assembly

Ref	Part No.	Qty.	Description
1	104-8609	1	Starter ASM
101	104-8610	1	Front Bracket ASM
102	104-8611	1	Bearing Set
103	104-8612	1	Clutch Shaft ASM
104	104-8613	1	Gear Shaft ASM
105	104-8614	1	Washer Set
106	104-8615	1	Internal Gear ASM
107	104-8616	1	Clutch-Running, Over
108	104-8617	1	Gear ASM
109	104-8618	1	Lever ASM
110	104-8619	1	Pinion Set
111	51-7740	1	Stopper Set
112	104-8620	1	Switch ASM
113	104-8621	1	Screw Set
114	104-8622	1	Ball
115	104-8623	1	Packing Set
116	104-8624	1	Armature Set
117	107-4398	1	Bearing
118	104-8625	1	Yoke ASM
119	104-8626	1	Brush Holder ASM
120	104-8627	4	Spring-Brush
121	104-8628	1	Rear Bracket ASM
122	93-3687	1	Bolt Set
123	104-8629	2	Brush

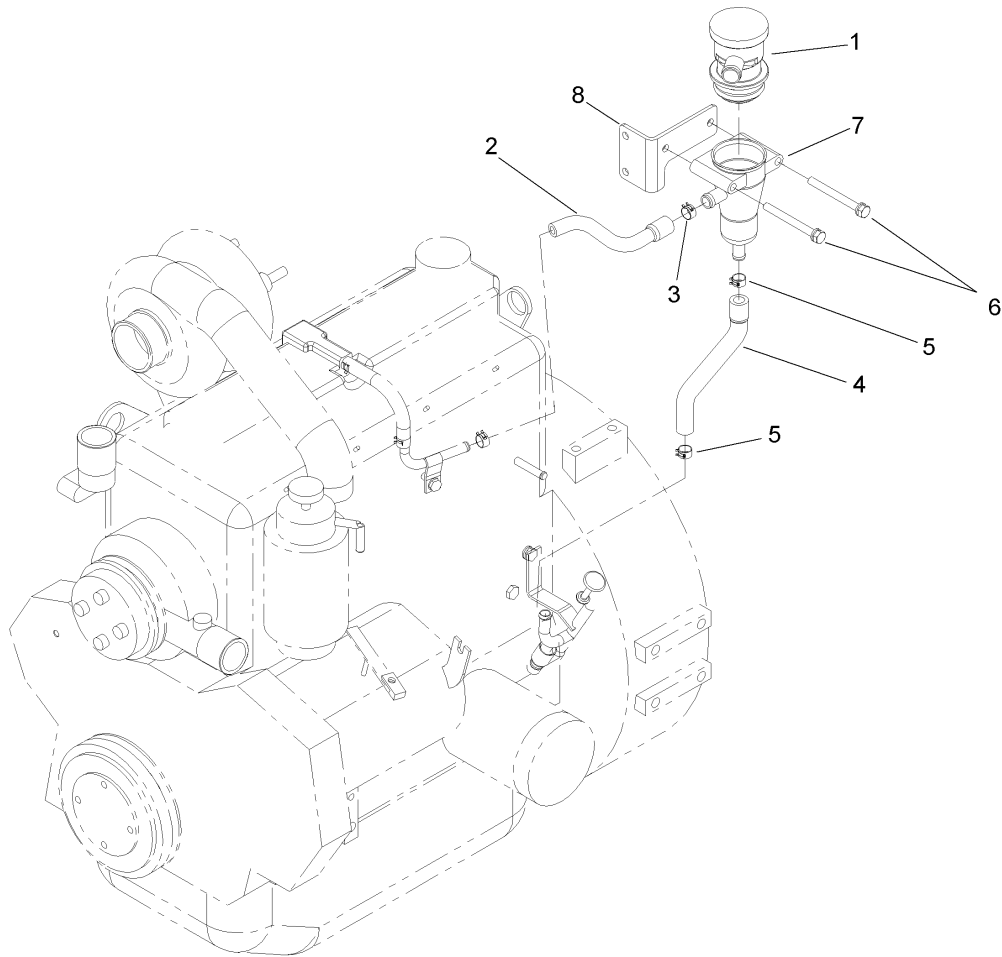



## Alternator Assembly

Ref	Part No.	Qty.	Description
1	107-1169	1	Alternator
101	93-3578	1	Nut-Set
102	108-2890	1	Pulley ASM
103	93-3580	1	Bolt Set
104	108-2891	1	Front Bracket ASM
105	108-2892	1	Screw Set
106	108-2893	1	Bearing, Front
107	108-2894	1	Rotor ASM
108	98-2932	1	Bearing-Rear
109	108-2895	1	Stator ASM
110	108-2896	1	Rear Bracket ASM
111	108-2897	1	Regulator Set
112	93-3589	1	Brush
113	108-2898	1	Rectifier Set
114	108-2899	1	Nut Set

--	--	--	--





### Breather Assembly

Ref	Part No.	Qty.	Description
1	108-8086	1	Breather
2	108-8084	1	Hose-Breather, Formed
3	108-8093	1	Clip-Hose
4	108-8087	1	Hose-Oil Drain
5	108-8094	2	Clip-Hose
6	108-8097	2	Screw-HWH
7	108-8085	1	Adapter-Breather
8	108-8088	1	Bracket-Breather

--	--	--	--

# Attachments and Accessories

## For 30582 - Groundsmaster 580-D

<b>Product Name</b>	<b>Model/Part</b>
Cylinder Head, Complete (Bolt On, Tier 2) .....	107-1176
11 Blade Service Pack, 20 Inch .....	108-1453
Driveshaft Replacement Kit .....	108-8045
Bellhousing Support Kit .....	108-8046
Gear Pump Replacement Kit .....	108-8047
Breather Kit .....	108-8090
Hardline Replacement Kit .....	110-3252
Alteration-Cowl .....	110-3261
Mulcher Kit .....	30588
Left Hand Replacement Mower .....	30591
Front Replacement Mower .....	30592
Right Hand Replacement Mower .....	30593
Four Wheel Drive Kit .....	30601
Road Light Kit .....	30613
Flow Combining Kit .....	30614
Air Conditioner Mounting Kit .....	30615
Air Ride Seat Suspension Kit .....	30621
Premium Seat Kit .....	30622
CE Update Kit .....	94-9800

# NOTES

# NOTES

