



## Reelmaster<sup>®</sup> 5400-D 2-Wheel Drive

Model No. 03543 - 260000001 and up.

### Parts Catalog

---

#### Ordering Replacement Parts

To order replacement parts, please supply the part number, the quantity, and the description of each part desired.

#### Understanding Reference Numbers

Each identified part in an illustration has a reference number. The reference number for a part also appears in the parts list, along with other information about the part.

This catalog uses two special reference number formats, one to indicate parts in a service assembly and another to indicate the quantity of a given part in an illustration.

#### Service Assembly Reference Numbers

Parts in service assemblies have reference numbers in the form a:b. The a represents the reference number of the entire service assembly and the b represents a sequential number unique to each part within the service assembly.

For example, a wheel assembly might be identified by reference number 6, the tire by 6:1, the valve by 6:2, and the wheel by 6:3. When you order the assembly identified by reference number 6, you receive all parts identified by reference numbers 6:1, 6:2, and 6:3. However, you may also order any part individually. Reference numbers of this type appear in illustrations and in part lists.

#### Reference Numbers Indicating Quantity

In an illustration, if a reference number indicates more than one part, the reference number has the form nX y. The n represents the quantity of the part, the X is the multiplication symbol, and the y represents the reference number.

For example, in an illustration, the reference number 2X 37 means that two of the parts identified by reference number 37 are indicated.

# Contents

<b>Description</b>	<b>Page</b>	<b>Description</b>	<b>Page</b>
Frame and Body Assembly	..... 4	Hydraulic Cylinder Assembly No. 108-4433	..... 46
Frame Assembly No. 107-1840	..... 5	Front Lift Arm Assembly	..... 47
Steering Tower Assembly	..... 6	Rear Lift Circuit Assembly	..... 48
Power Steering Unit No. 75-0600	..... 7	Hydraulic Cylinder Assembly No. 108-4432	..... 49
Traction and Brake Pedal Assembly	..... 8	Rear Lift Arm Assembly	..... 50
Seat Frame and Throttle Assembly	..... 9	Rear Axle Support Assembly	..... 51
Seat and Suspension Assembly	..... 10	2 Wheel Drive Axle Assembly	..... 52
Seat Suspension Assembly No. 76-1970	..... 11	Rear Axle Assembly	..... 53
Suspension Assembly No. 106-8085	..... 12	Hydraulic Cylinder Assembly No. 110-4130	..... 54
Control Console Assembly	..... 13	Crankcase Assembly	..... 55
Hydraulic Filter and Reservoir Assembly	..... 15	Oil Pan Assembly	..... 56
Fuel Tank Assembly	..... 17	Cylinder Head Assembly	..... 57
Front Axle Assembly	..... 18	Gear Case Assembly	..... 58
Drive Axle Assembly No. 108-0640-03	..... 19	Head Cover Assembly	..... 59
Brake Assembly	..... 21	Dipstick and Guide Assembly	..... 60
Transmission Assembly	..... 22	Main Bearing Assembly	..... 61
Transmission Assembly No. 75-0012	..... 23	Camshaft and Idle Gear Shaft Assembly	..... 62
Traction Control Assembly	..... 25	Piston and Crankshaft Assembly	..... 63
Gear Pump Installation Assembly	..... 26	Flywheel Assembly	..... 64
Gear Pump Assembly No. 107-2380	..... 27	Fuel Camshaft and Governor Shaft Assembly	..... 65
Engine Installation Assembly	..... 28	Idle Apparatus Assembly	..... 66
Muffler and Pump Drive Assembly	..... 29	Injection Pump Assembly	..... 67
Driveshaft Assembly No. 106-7751	..... 30	Governor Assembly	..... 68
Engine Component Assembly	..... 31	Speed Control Plate Assembly	..... 69
Air Cleaner Assembly No. 98-4517	..... 32	Nozzle Holder and Glow Plug Assembly	..... 70
Water / Fuel Filter Assembly No. 98-9305	..... 33	Nozzle Holder (Component Part) Assembly	..... 71
Fan Drive Assembly	..... 34	Alternator and Pulley Assembly	..... 72
Radiator Assembly	..... 35	Alternator (Component Part) Assembly	..... 73
Oil Cooler and Radiator Assembly	..... 36	Starter Assembly	..... 74
Hood Assembly	..... 37	Starter (Component Part) Assembly	..... 75
Hydraulic Control Block and Hose Assembly	..... 38	Water Flange and Thermostat Assembly	..... 76
Hydraulic Manifold Assembly No. 110-0004	..... 39	Water Pump and Water Pipe Assembly	..... 77
Front Hydraulic Manifold Assembly	..... 40	Valve and Rocker Arm Assembly	..... 78
Rear Hydraulic Manifold Assembly	..... 41	Inlet and Exhaust Manifold Assembly	..... 79
Reel Motor Assembly	..... 42	Turbo Charger Assembly	..... 80
Hydraulic Motor Assembly No. 100-6426	..... 43	Oil Pipe (Turbo Charger) and Oil Cooler Assembly	..... 81
Front Lift Circuit Assembly	..... 44	Gasket Kit	..... 82
Hydraulic Cylinder Assembly No. 108-4436	..... 45	Attachments and Accessories List	..... 83

## Part Description Abbreviations

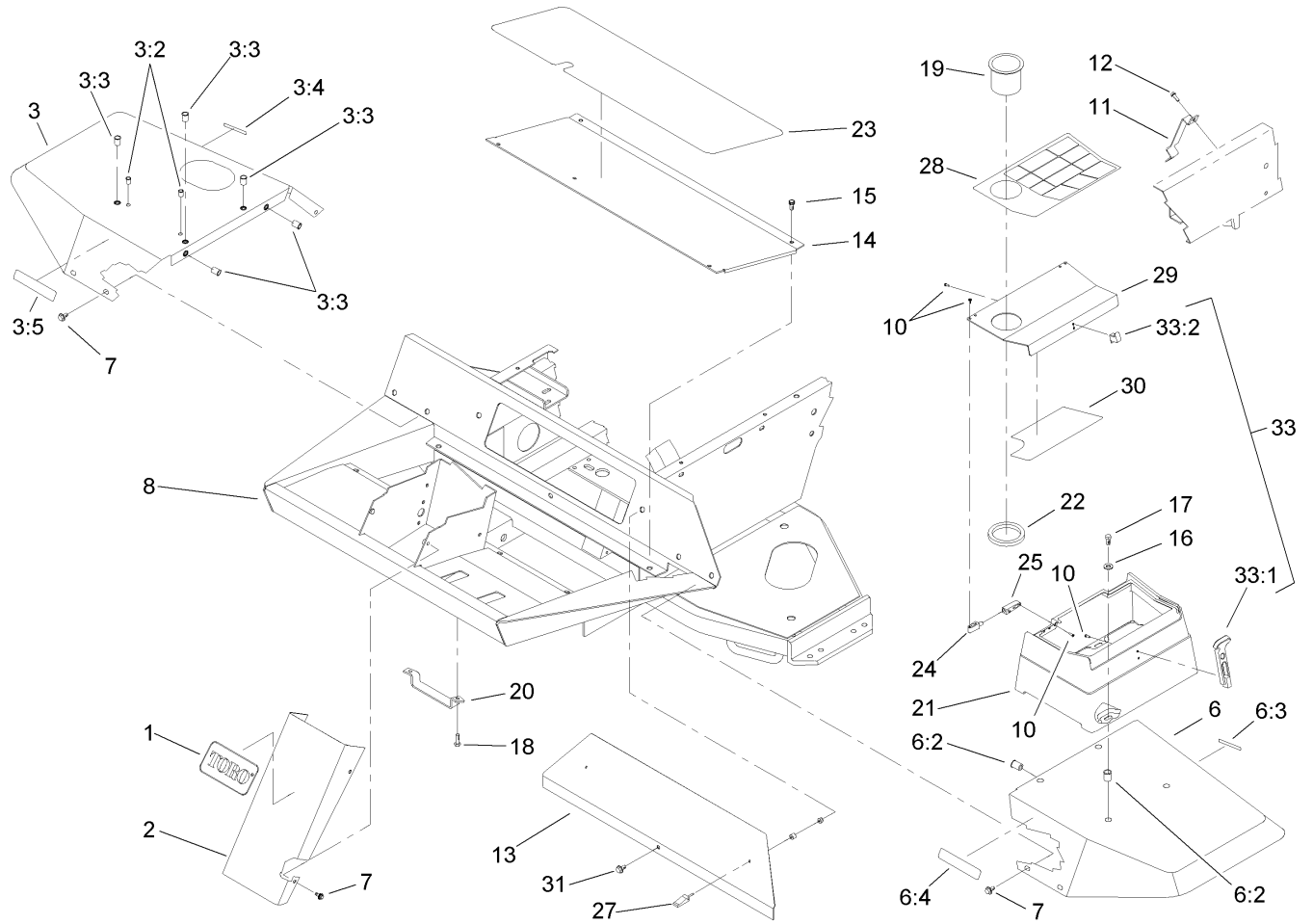
Part descriptions in this catalog may include the following abbreviations.

AR. ....	as required	INC. ....	incorporated
ASM. ....	assembly	LH. ....	left hand
BBC. ....	blade brake clutch	NI. ....	nylon insert
CARR. ....	carriage	NPTF. ....	national pipe thread fine
DEG. ....	degrees	PFH. ....	phillips flat head
EXT. ....	external	PPH. ....	phillips pan head
FH. ....	flat head	PPHTF. ....	phillips pan head thread forming
GA. ....	gauge	PRH. ....	phillips round head
HF. ....	hex flange	PTH. ....	phillips truss head
HH. ....	hex head	PTO. ....	power-take-off
HHF. ....	hex head flange	RH. ....	right hand
HHFTF. ....	hex head flange thread forming	ROPS. ....	roll-over-protection-system
HJ. ....	hex jam	SFH. ....	slotted fillister head
HLH. ....	hex lag head	SHH. ....	slotted hex head
HOC. ....	height-of-cut	SHWH. ....	slotted hex washer head
HSBH. ....	hex socket button head	SPH. ....	slotted pan head
HSFH. ....	hex socket flat head	SQH. ....	square head
HSH. ....	hex socket head	SRH. ....	slotted round head
HWH. ....	hex washer head	STD. ....	standard
HWHTF. ....	hex washer head thread forming	TAP. ....	self tapping
HYD. ....	hydraulic	TTH. ....	torx truss head

## Footnotes

❶ Not illustrated

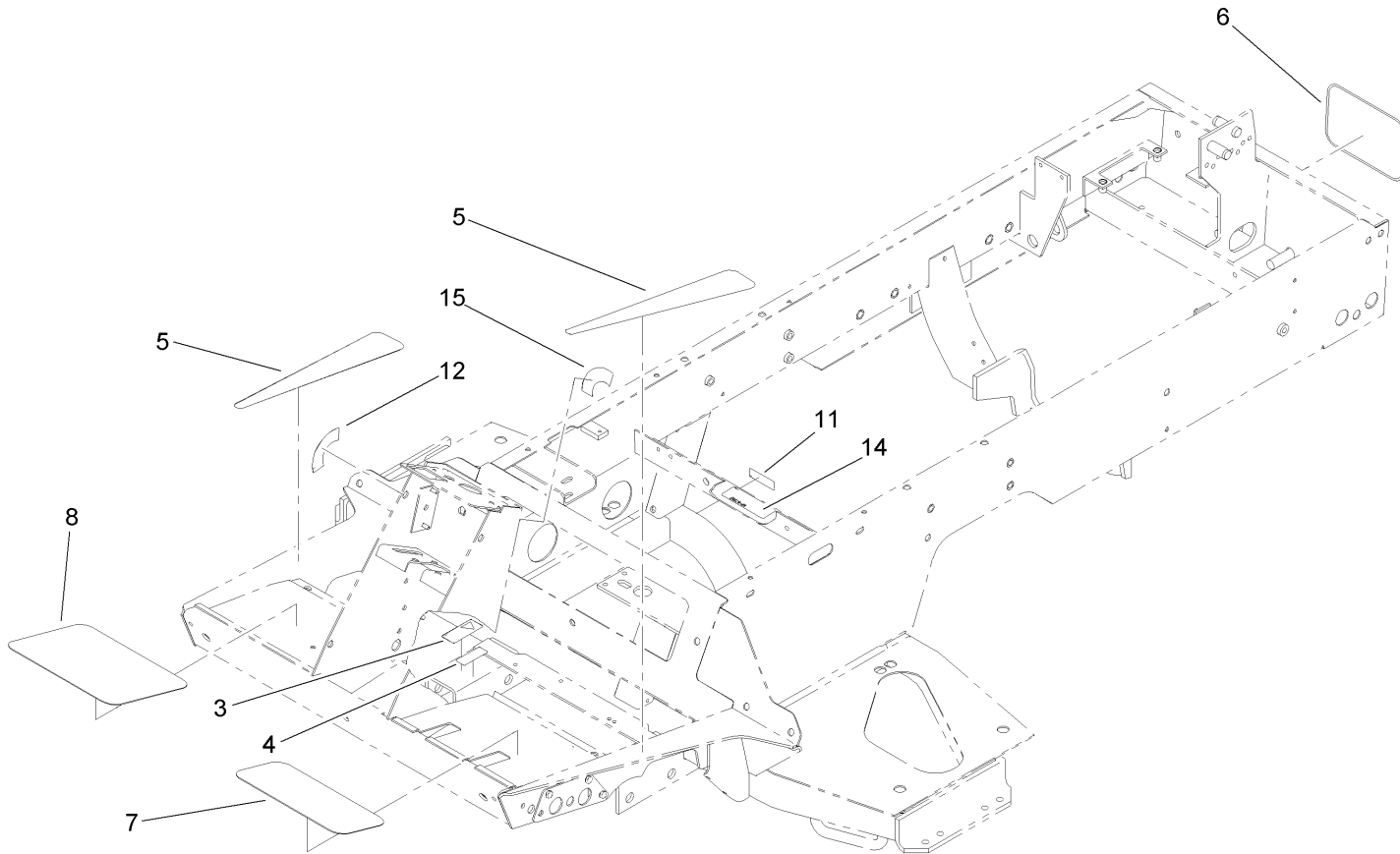
❷ Not serviced separately



## Frame and Body Assembly

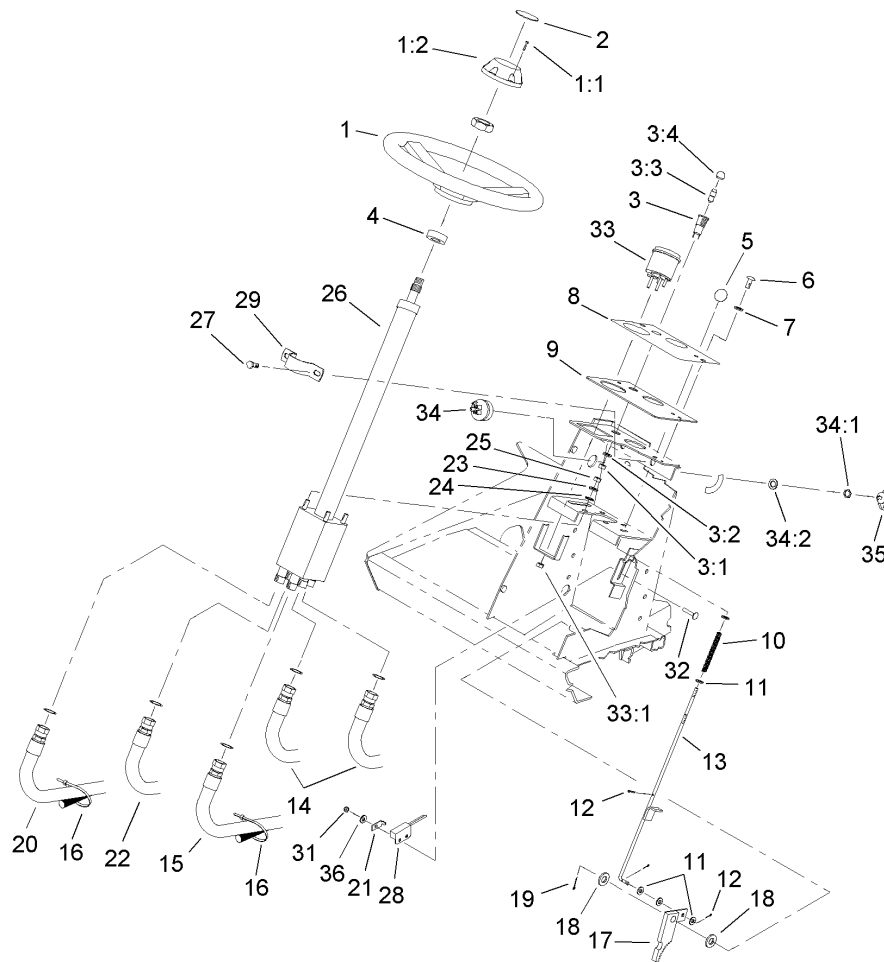
Ref	Part No.	Qty.	Description
1	62-5550	1	Decal
2	93-7996-01	1	Cover-Tower
3	106-5950	1	RH Fender ASM
3:2	32148-6	2	Insert-Nut
3:3	32148-7	5	Insert-Nut
3:4	93-6686	1	Decal-Oil, HYD
3:5	93-6689	1	Decal-No Riders
6	106-5951	1	LH Fender ASM
6:2	32148-7	6	Insert-Nut
6:3	93-6680	1	Decal-Diesel
6:4	93-6689	1	Decal-No Riders
7	3234-14	14	Screw-HHF
8	107-1840	1	Frame ASM
10	32144-1	11	Screw-Taptite
11	98-4572	1	Bracket-Clamp, Hose
12	32144-14	2	Screw-HWH
13	75-1390-01	1	Cover-Access, Front
14	75-1410-01	1	Plate-Access, Floor
15	3234-7	1	Screw-HHF
15	75-6840	4	Knob-Knurled
16	3256-3	4	Washer-Flat
17	322-5	4	Screw-HH
18	322-4	2	Screw-HH
19	94-1410	1	Holder-Can, Beverage

Ref	Part No.	Qty.	Description
20	93-3626	1	Bracket-Hose
21	104-0026	1	Toolbox
22	104-1476	1	Ring-Rubber
23	75-0630	1	Tread-Foot, Center
24	104-1496	2	Hinge-Pin
25	104-1497	2	Hinge-Receiver
27	74-5950	2	Latch-Swell
28	104-9295	1	Decal-Warning, Ce
28	104-9294	1	Decal-Warning
29	104-1489-03	1	Cover-Toolbox
30	107-8841	1	Decal-Service
31	3234-5	1	Screw-HHF
33	94-5626	1	Latch-Draw, Flexible
33:1	103-4080	1	Latch-Rubber
33:2	103-4081	1	Latch-Keeper



### Frame Assembly No. 107-1840

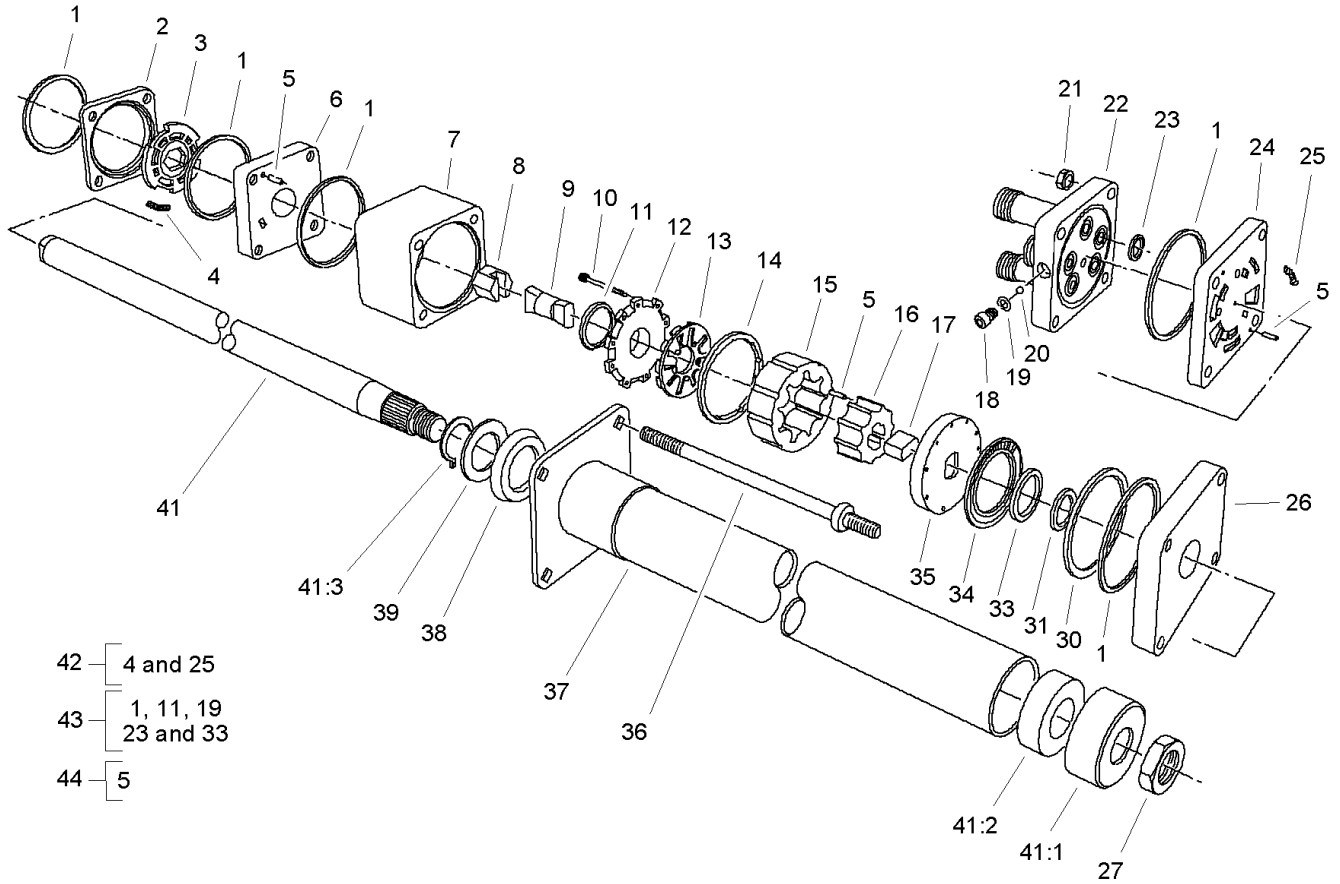
Ref	Part No.	Qty.	Description				
3	93-6693	1	Decal-Plate, Floor				
4	93-6686	1	Decal-Oil, HYD				
5	93-7592	2	Tread-Rest, Foot				
6	62-7400	1	Decal				
7	75-0620	1	Tread-Foot, LH				
8	75-0610	1	Tread-Foot, RH				
11	93-6691	1	Decal-Bolt, Eccentric				
12	93-6699	1	Decal-Fast / Slow				
14	104-2052	1	Decal-Ansi				
15	105-7506	1	Decal-Switch, Key				



## Steering Tower Assembly

Ref	Part No.	Qty.	Description
1	75-0560	1	Wheel-Steering
1:1	32144-21	1	Screw
1:2	68-5140	1	Cap-Wheel, Steering
2	68-5370	1	Decal
3	44-2210	1	Light-Indicator, Red
3:1	218-535	1	Nut-Hex
3:2	218-536	1	Washer-Lock
3:3	218-533	1	Lens
3:4		1	Bulb
4	21-9260	1	Cover-Dust
5	233-17	1	Knob
6	87-6620	2	Screw
7	3256-1	2	Washer-Flat
8	93-1263	1	Decal-Tower
9	93-7998-03	1	Plate-Instrument
10	95-1821-03	1	Spring-Compression
11	3256-22	5	Washer-Flat
12	3272-5	3	Pin-Cotter
13	104-1492	1	Rod ASM
14	75-6230	2	Hose
15	75-6240	1	Hose
16	3290-378	4	Tie-Cable
17	63-7900-03	1	Rack ASM
18	3256-26	2	Washer-Flat

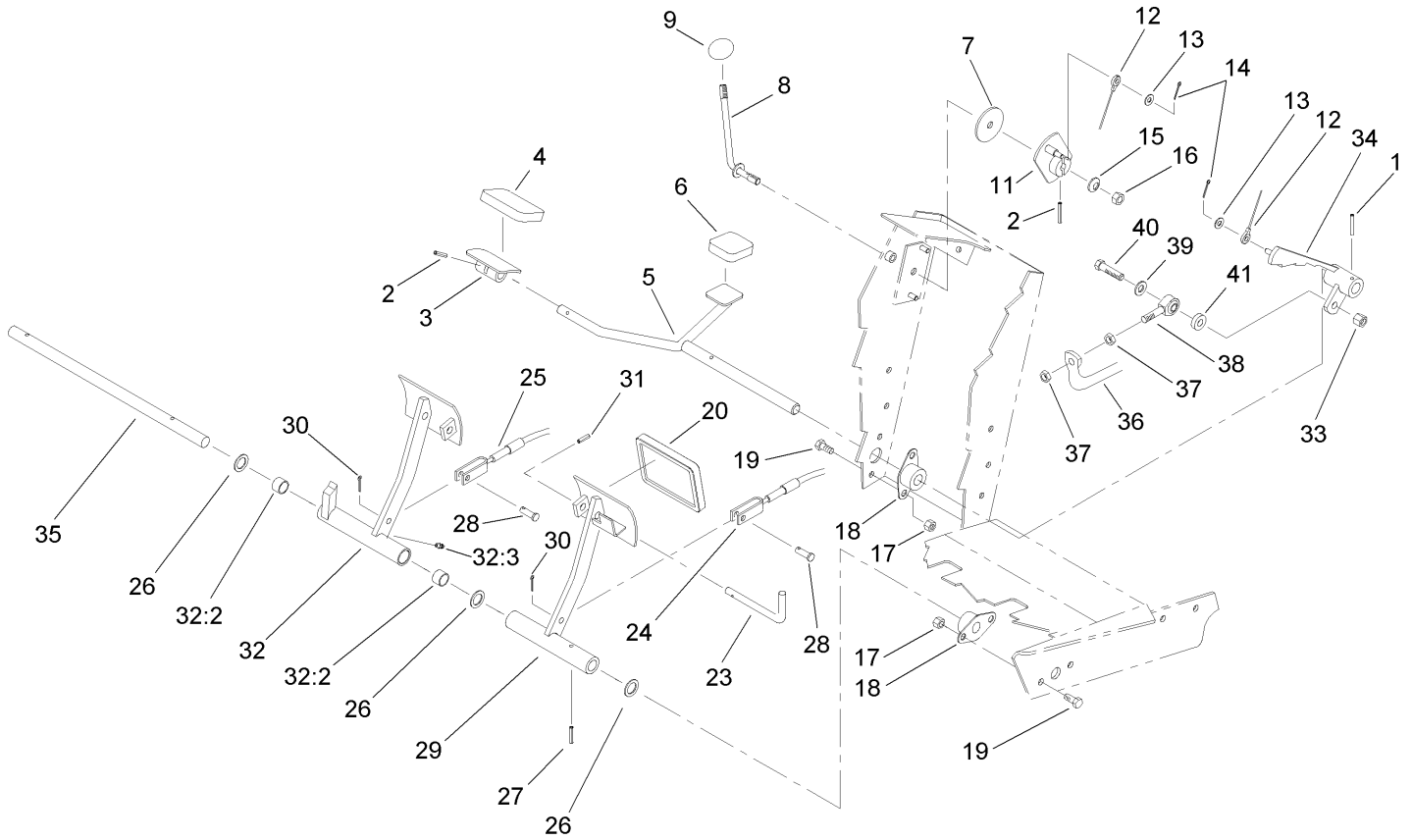
Ref	Part No.	Qty.	Description
19	3272-10	1	Pin-Cotter
20	75-5940	1	Hose
21	100-4872	1	Plate-Switch, Neutral
22	75-6250	1	Hose
23	3256-23	4	Washer-Flat
24	3255-8	1	Washer-Lock
25	3296-20	4	Nut-Lock, NI
26	75-0600	1	Unit-Steering, Power
27	32144-11	2	Screw-HWHTF
28	100-1270	1	Switch-Proximity
29	75-2810	1	Bracket-Column, Steering
31	3296-2	1	Nut-Lock
32	104-1450	1	Bolt-CARR
33	104-9324	1	Speedometer
33:1	3296-1	4	Nut-Lock
34	104-2541	1	Switch-Key
34:1	218-461	1	Nut-HH
34:2	3254-5	1	Washer-Tooth
35	63-8360	1	Key-Ignition
36	3256-14	1	Washer-Flat



## Power Steering Unit No. 75-0600

Ref	Part No.	Qty.	Description
②1		5	Ring-Seal
②2		1	Ring-Valve
②3		1	Plate-Valve
②4		3	Spring
②5		9	Pin-Alignment
②6		1	Manifold-Isolation
②7		1	Ring-Metering
②8		1	Hex Drive ASM
②9		1	Link-Drive
②10		11	Screw-HSH
②11		1	Seal-Commutator
②12		1	Cover-Commutator
②13		1	Commutator
②14		1	Ring-Commutator
②15		1	Stator
②16		1	Rotor
②17		1	Spacer-Link, Drive
②18		1	Plug
②19		1	O-Ring
②20		1	Ball
②21		4	Nut-Hex
②22		1	Cover-Port
②23		5	O-Ring
②24		1	Manifold-Port
②25		3	Spring

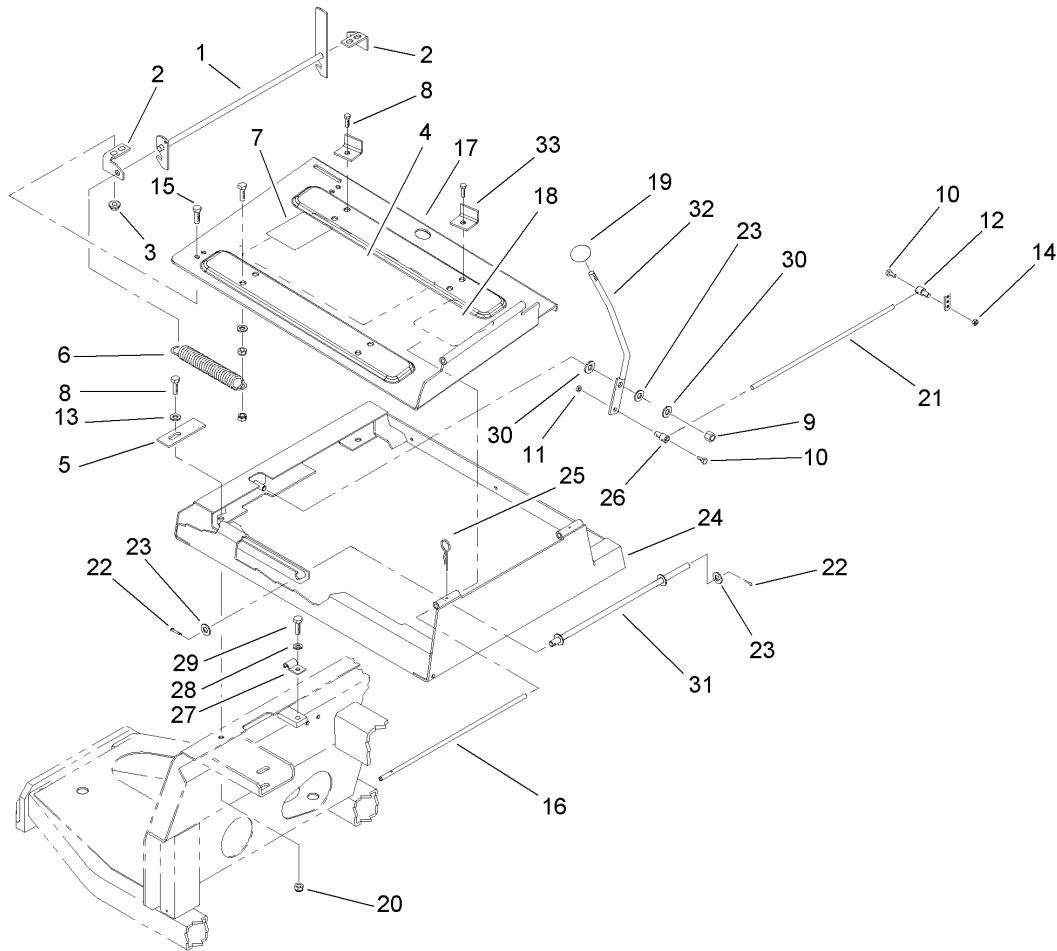
Ref	Part No.	Qty.	Description
②26		1	Plate-Cover, Upper
②27	3220-6	1	Nut-Jam
②30		1	Spacer-Bearing, Thrust
②31		1	Spacer-Seal
②33		1	Seal-Face
②34		1	Bearing-Thrust
②35		1	Plate-Drive
③6	93-3609	4	Bolt-Special
③7	66-9860	1	Upper Cover And Jacket ASM
③8	66-9870	1	Plate-Retaining
③9	66-9880	1	Washer-Plate, Retaining
④1	66-9900	1	Shaft-Input
④1:1	92-7315	1	Seal-Upper
④1:2	104-9327	1	Bushing-Column
④1:3	66-9890	1	Ring-Retaining
④2	66-9970	1	Spring Kit
④3	66-9980	1	Seal Kit
④4	66-9990	1	Needle Roller Kit



## Traction and Brake Pedal Assembly

Ref	Part No.	Qty.	Description
1	32121-6	1	Pin-Roll, Slotted
2	32121-45	2	Pin-Spring
3	49-6440-03	1	Pedal-Forward
4	74-9100	1	Pad-Pedal, Forward
5	75-2970	1	Pedal-Traction
6	74-9110	1	Pad-Pedal, Reverse
7	75-6550	1	Disc-Friction
8	75-6490	1	Lever ASM
9	233-42	1	Knob
11	75-6510	1	Bracket-Lever
12	75-6580	1	Cable-Pedal
13	3256-22	2	Washer-Flat
14	3272-2	2	Pin-Cotter
15	3290-461	1	Washer-Spring
16	3296-59	1	Nut-Lock, NI
17	3296-29	8	Nut-Lock, NI
18	256-236	4	Bearing-Mount, Flange
19	322-3	8	Screw-HH
20	93-8742	2	Footpad-Brake
23	63-7880	1	Pin-Latch, Brake
24	63-7733	1	LH Brake Cable ASM
25	63-7732	1	RH Brake Cable ASM
26	3256-69	3	Washer-Flat
27	32121-16	1	Pin-Spring

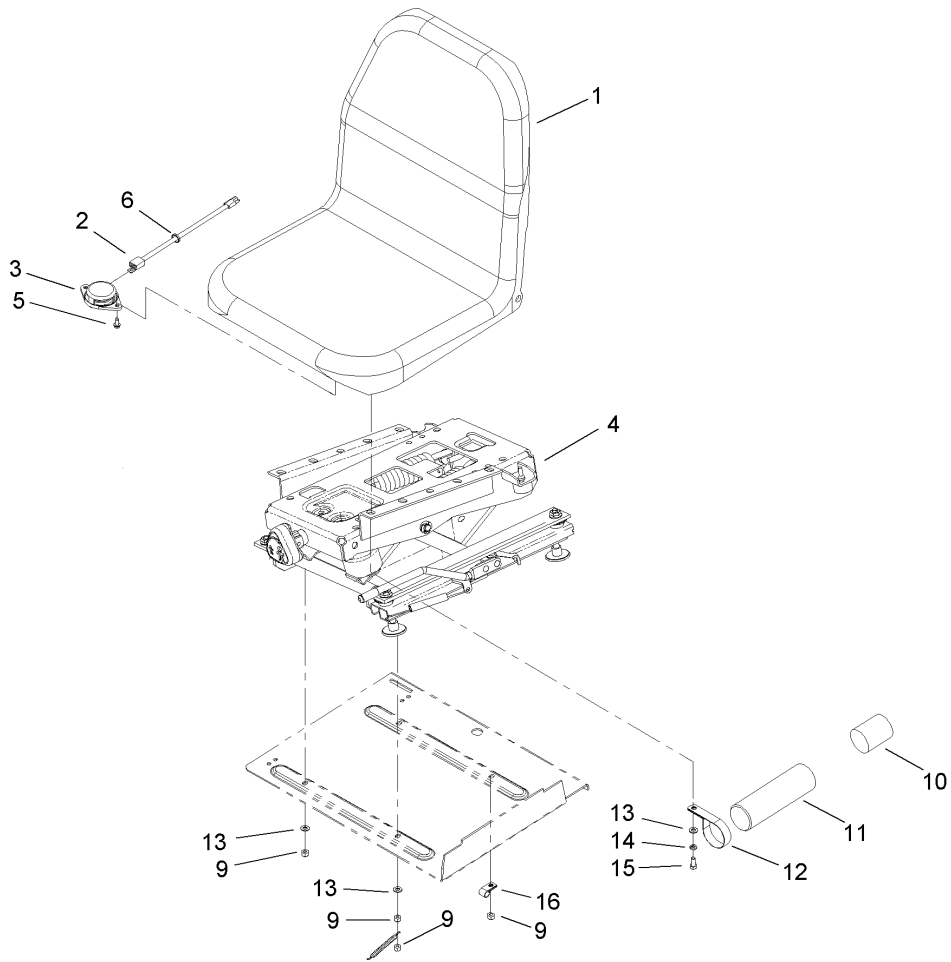
Ref	Part No.	Qty.	Description
28	283-58	2	Pin-Clevis
29	75-1440-03	1	LH Brake Pedal ASM
30	3272-10	2	Pin-Cotter
31	32121-50	1	Pin-Spring
32	75-1430	1	Pedal-Brake, RH
32:2	256-42	2	Bushing
32:3	302-5	1	Fitting-Grease
33	3296-39	1	Nut-Lock, NI
34	75-3270-03	1	Hub-Pivot, Traction
35	75-1470	1	Pin-Pivot, Brake
36	75-2170-03	1	Tube-Control, Pump
37	3220-3	2	Nut-Hex, Jam
38	2411-36	1	Bearing-End, Rod
39	3256-24	1	Washer-Flat
40	323-9	1	Screw-HH
41	5-0652	1	Spacer



## Seat Frame and Throttle Assembly

Ref	Part No.	Qty.	Description
1	98-2354-03	1	Latch-Seat
2	98-2353	2	Bracket-Latch, Seat
3	104-8300	6	Nut-Flange, NI
4	98-9342	1	Decal-Solenoid, Information
5	98-9302	1	Plate-Stop, Idler
6	66-4190-03	1	Spring-Idler, Clutch
7	105-4674	1	Decal-Noise
8	322-5	3	Screw-HH
9	3296-39	1	Nut-Lock, NI
10	25-8640	2	Screw-HH
11	3296-3	1	Nut-Lock
12	98-9311	1	Swivel-Throttle
13	3256-23	1	Washer-Flat
14	3296-20	1	Nut-Lock, NI
15	322-3	7	Screw-HH
16	75-3400	1	Shaft-Pivot, Seat
17	110-0453-03	1	Seat Plate ASM
18	106-9224	1	Decal-Danger
19	233-42	1	Knob
20	3296-29	4	Nut-Lock, NI
21	98-9303	1	Cable-Throttle
22	3272-10	2	Pin-Cotter
23	3256-24	3	Washer-Flat
24	98-2352-03	1	Frame-Seat

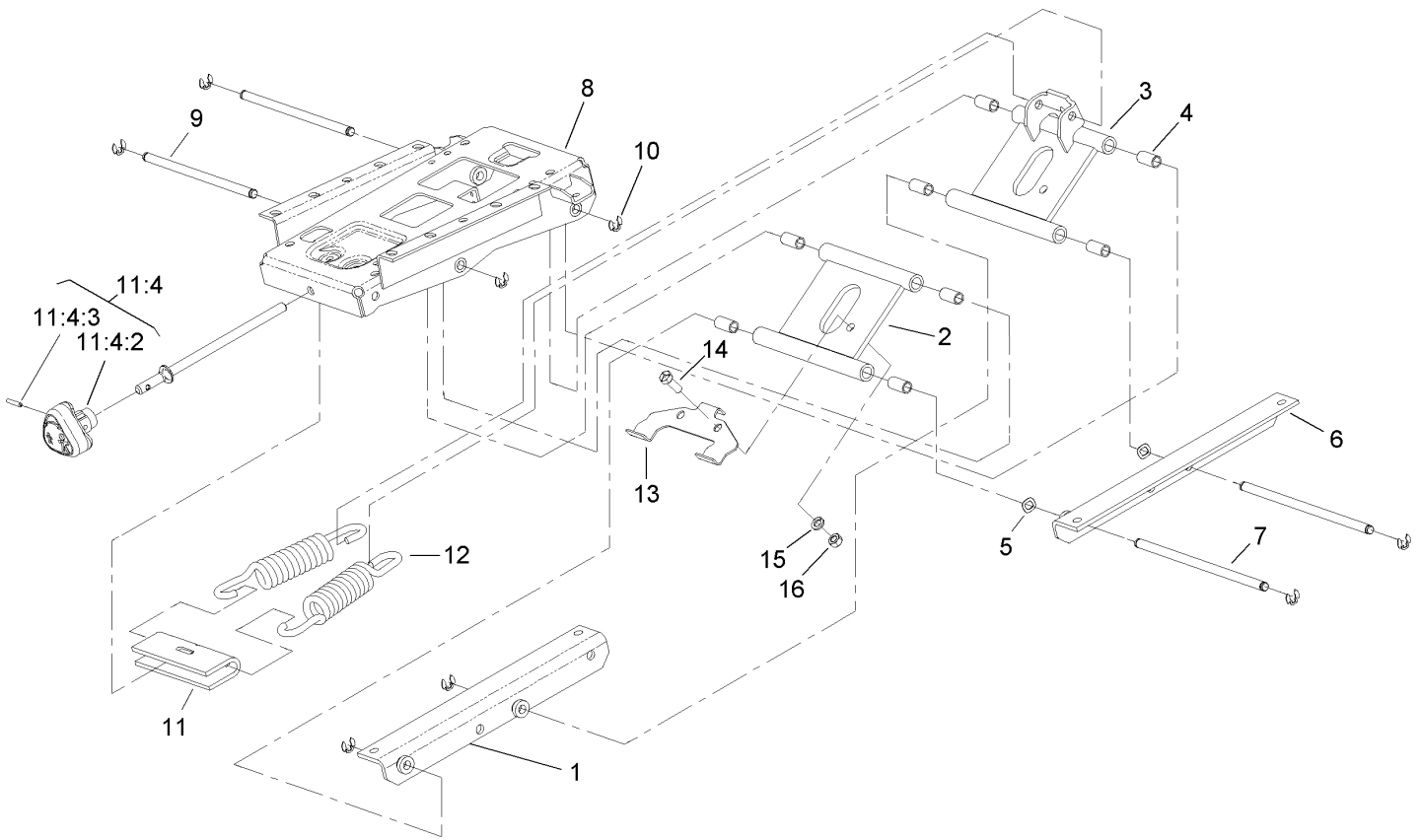
Ref	Part No.	Qty.	Description
25	3290-467	1	Pin-Hair
26	93-0021	1	Swivel-Cable, Throttle
27	3-6657	1	Clip-Skid
28	3253-3	1	Washer-Lock
29	321-4	1	Screw-HH
30	66-2920	2	Washer-Friction
31	75-3680-03	1	Rod-Seat
32	75-3430-03	1	Lever-Throttle
33	110-4135	2	Stop-Seat



## Seat and Suspension Assembly

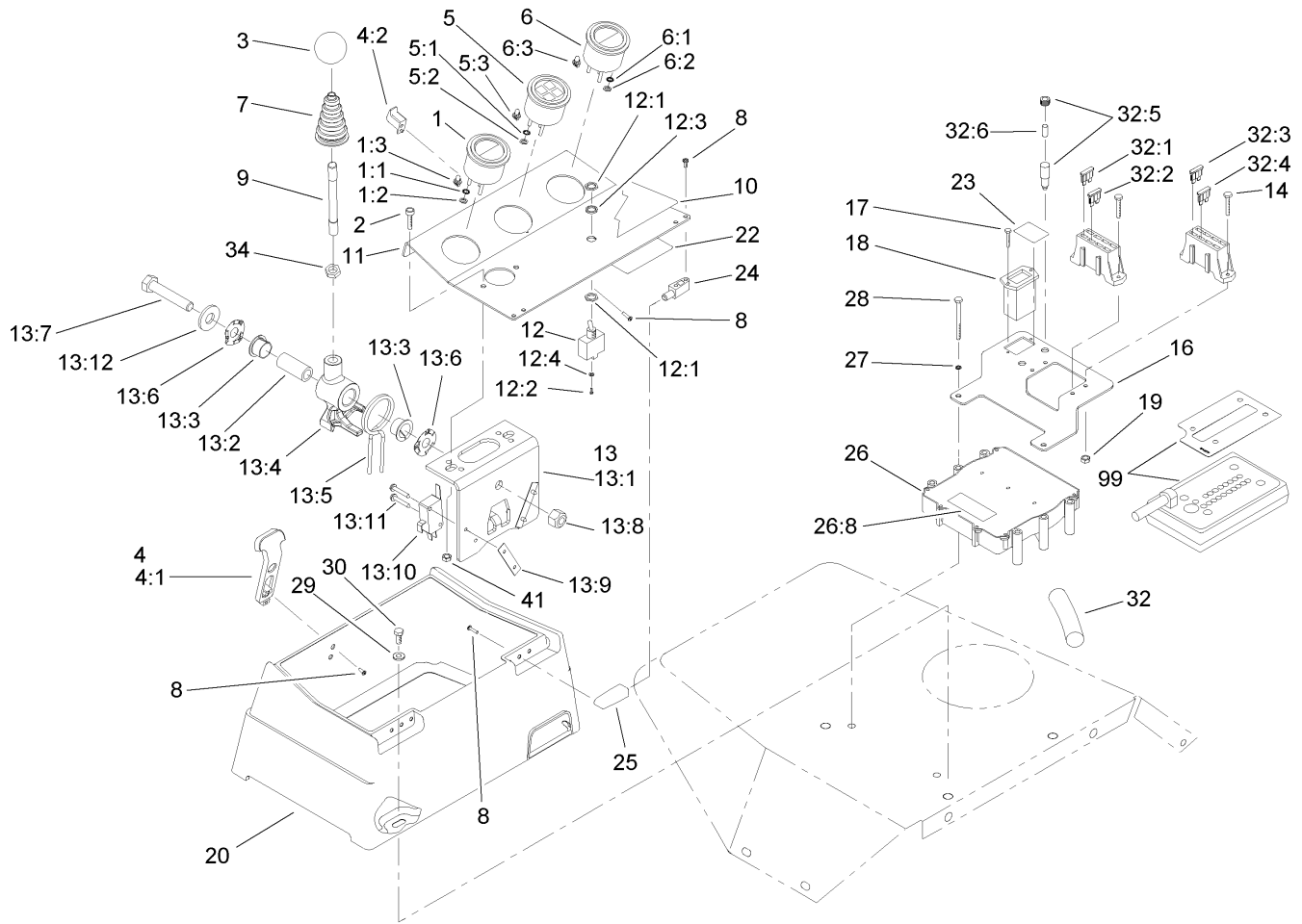
Ref	Part No.	Qty.	Description
1	104-4620	1	Seat
2	106-7090	1	Harness-Wire, Seat Switch
3	92-6282	1	Switch-Seat
4	76-1970	1	Seat Suspension ASM
5	32144-10	2	Screw-HWH
6	93-0140	1	Grommet-Rubber
9	3296-29	5	Nut-Lock, NI
10	104-7048	1	Cap-Housing
11	104-7050	1	Housing-Manual
12	2412-133	2	R-Clamp
13	3256-23	8	Washer-Flat
14	3253-4	4	Washer-Lock
15	322-3	4	Screw-HH
16	2412-93	1	Clamp-R





## Suspension Assembly No. 106-8085

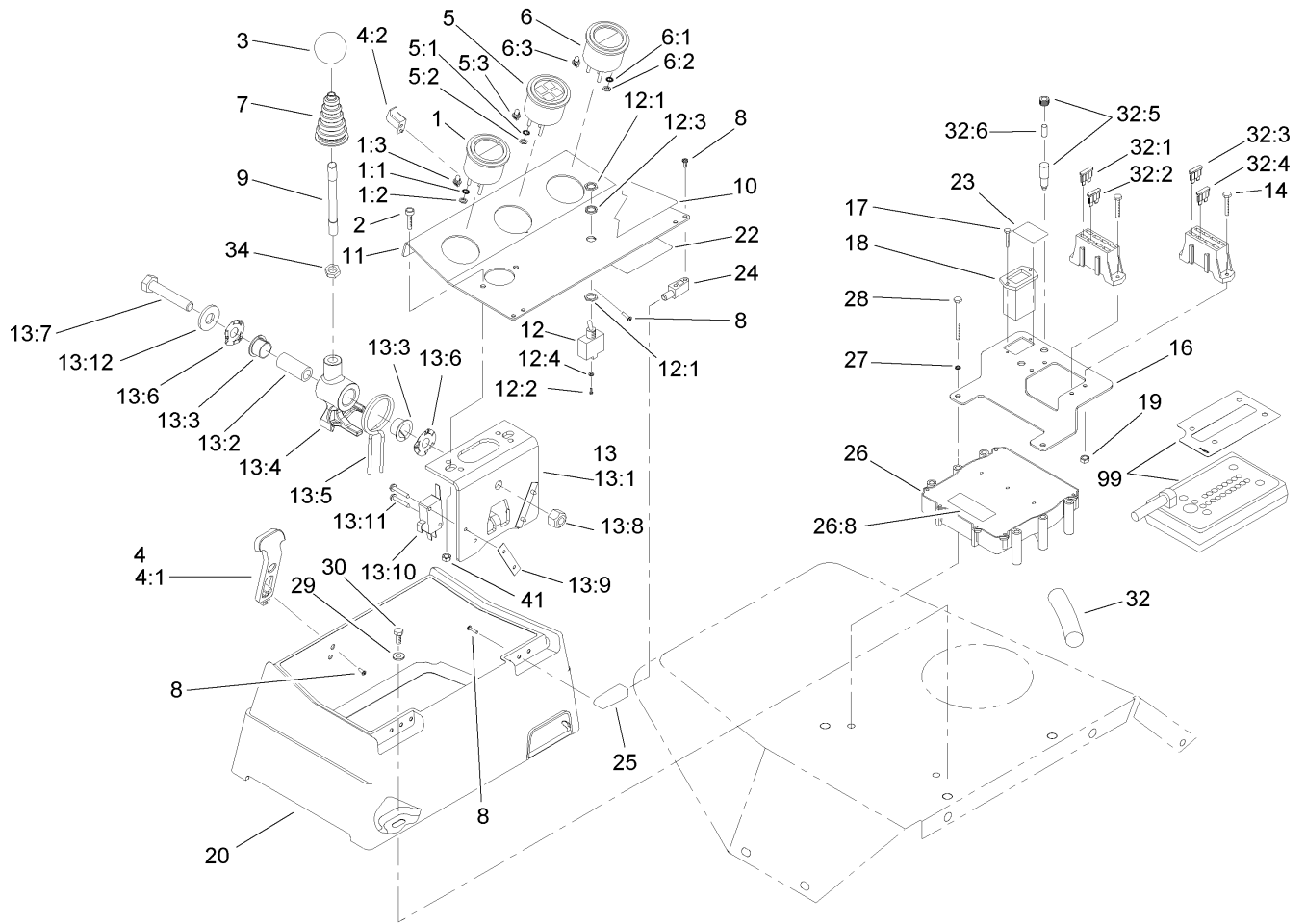
Ref	Part No.	Qty.	Description
1	106-8086	1	Bracket-Mounting, RH
2	106-8087	1	Arm
3	106-8088	1	Bellcrank
4	76-1920	8	Sleeve-Bearing
5	108472	2	Washer-Wave
6	106-8089	1	Bracket-Mounting, LH
7	106-8090	2	Shaft-Pivot
8	66-8600	1	Frame-Upper
9	76-1910	2	Shaft-Pivot
10	32151-47	8	Ring-Retaining
11	76-1960	1	Knob Kit
11:4		1	Tension Adjuster Knob ASM
11:4:2	106-8093	1	Knob-Adjust, Tension
11:4:3	32121-45	1	Pin-Spring
12	76-1940	2	Spring-Extension
13	93-3165	1	Bracket
14	322-6	1	Screw-HH
15	3253-33	1	Washer-Lock
16	3217-6	1	Nut-Hex

## Control Console Assembly

Ref	Part No.	Qty.	Description
1	98-9339	1	Gauge-Fuel
1:1	3254-1	3	Washer-Lock, Int
1:2	3217-27	3	Nut-Hex
1:3	105-9265	1	Bulb And Lamp ASM
2	3258-166	2	Screw-PRH
3	233-42	1	Knob
4	94-5626	1	Latch-Draw, Flexible
4:1	103-4080	1	Latch-Rubber
4:2	103-4081	1	Latch-Keeper
5	98-9306	1	Light-Warning
5:1	3254-1	1	Washer-Lock, Int
5:2	3217-27	1	Nut-Hex
5:3	105-9264	4	Bulb And Lamp ASM
6	98-9308	1	Gauge-Temperature
6:1	3254-1	3	Washer-Lock, Int
6:2	3217-27	3	Nut-Hex
6:3	105-9265	1	Bulb And Lamp ASM
7	93-5961	1	Boot-Lever
8	32144-1	11	Screw-Taptite
9	105-7508	1	Lever-Joystick
10	104-9296	1	Decal-Control
11	104-9251-03	1	Plate-Instrument
12	99-8352	1	Switch-Backlap, Master
12:1	218-498	2	Locknut

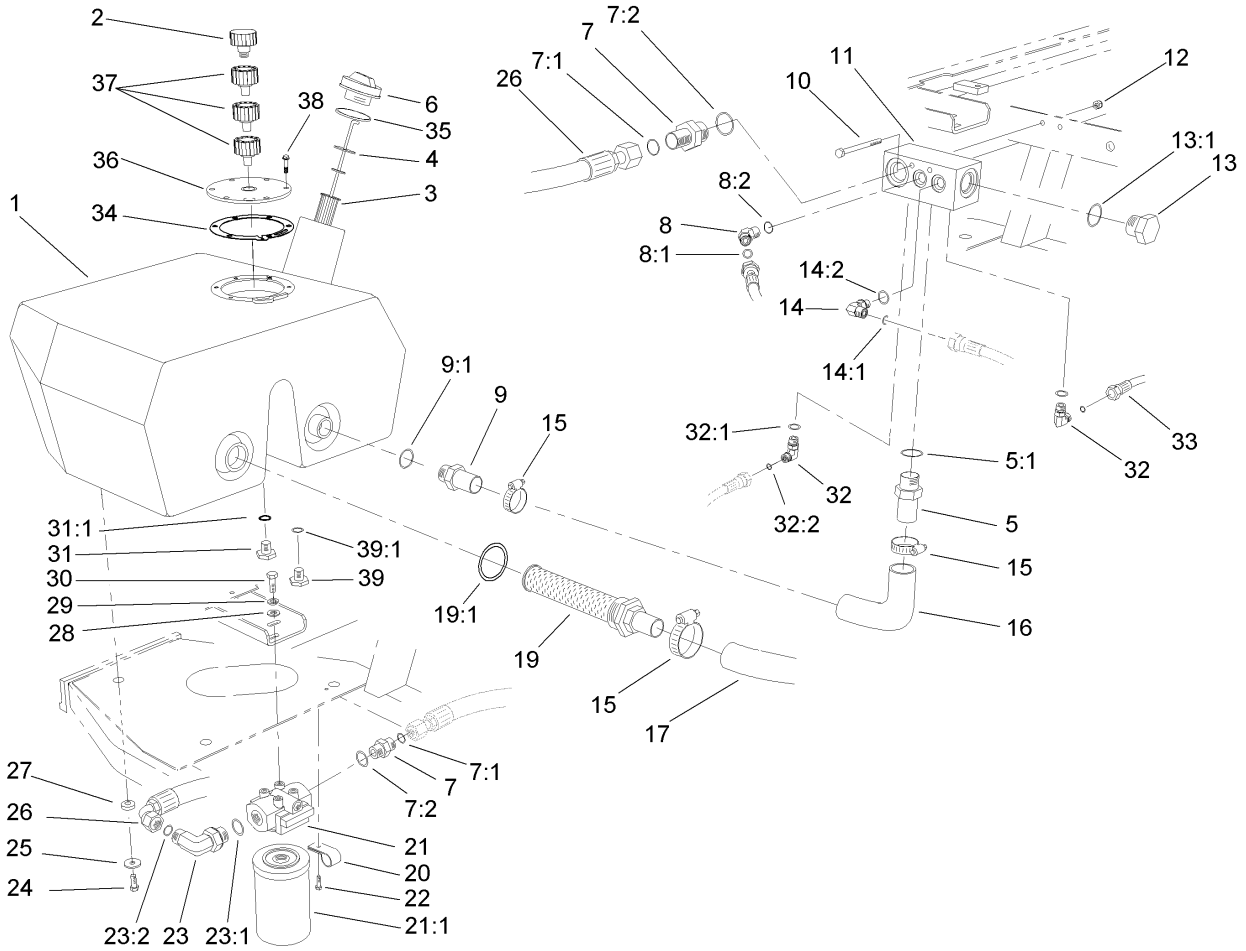
Ref	Part No.	Qty.	Description
12:2	218-588	3	Screw
12:3	218-589	1	Washer
12:4	3253-19	3	Washer-Lock
13	106-4167	1	Joystick Bracket ASM
13:1	106-4168-03	1	Bracket-Joystick
13:2	106-4192	1	Spacer
13:3	93-5547	2	Bushing-Nylon
13:4	105-7507	1	Hub-Pivot, Joystick
13:5	105-8289	1	Spring-Torsion
13:6	106-4193	2	Washer-Finger, Spring
13:7	322-9	1	Screw-HH
13:8	3296-29	1	Nut-Lock, NI
13:9	3290-354	2	Nut-Speed
13:10	108-6496	2	Switch W/Boot
13:11	95-3003	4	Screw-HH
13:12	3256-3	1	Washer-Flat
14	32105-13	4	Screw-SHH
16	104-1499-03	1	Bracket-Block, Fuse
17	32144-18	2	Screw-HH
18	75-6820	1	Hourmeter
19	3296-2	4	Nut-Lock
20	104-0027	1	Box-Control
22	94-6767	1	Decal-Fuses
23	104-9298	1	Decal-Controller



## Control Console Assembly (continued)

Ref	Part No.	Qty.	Description
24	104-1496	2	Hinge-Pin
25	104-1497	2	Hinge-Receiver
26	92-5720	1	Controller
26:8	93-8053	1	Decal
27	3253-3	2	Washer-Lock
28	321-14	2	Screw-HH
29	3256-3	3	Washer-Flat
30	322-5	3	Screw-HH
32	108-0637	1	Harness-Wire
32:1	94-9157	1	Fuse-Blade, 4 Amp
32:2	114241	1	Fuse-7.5 Amp
32:3	218-578	3	Fuse-10 Amp
32:4	109101	1	Fuse-20 Amp
32:5	85-4491	1	Light-Indicator (Includes Lamp)
32:6	219-19	1	Lamp-Green
34	3218-3	1	Nut-Jam
41	32128-33	2	Nut-HF
99	85-4750	1	Box-Display, Diagnostic
99	104-9270	1	Decal-Diagnostics

--	--	--	--

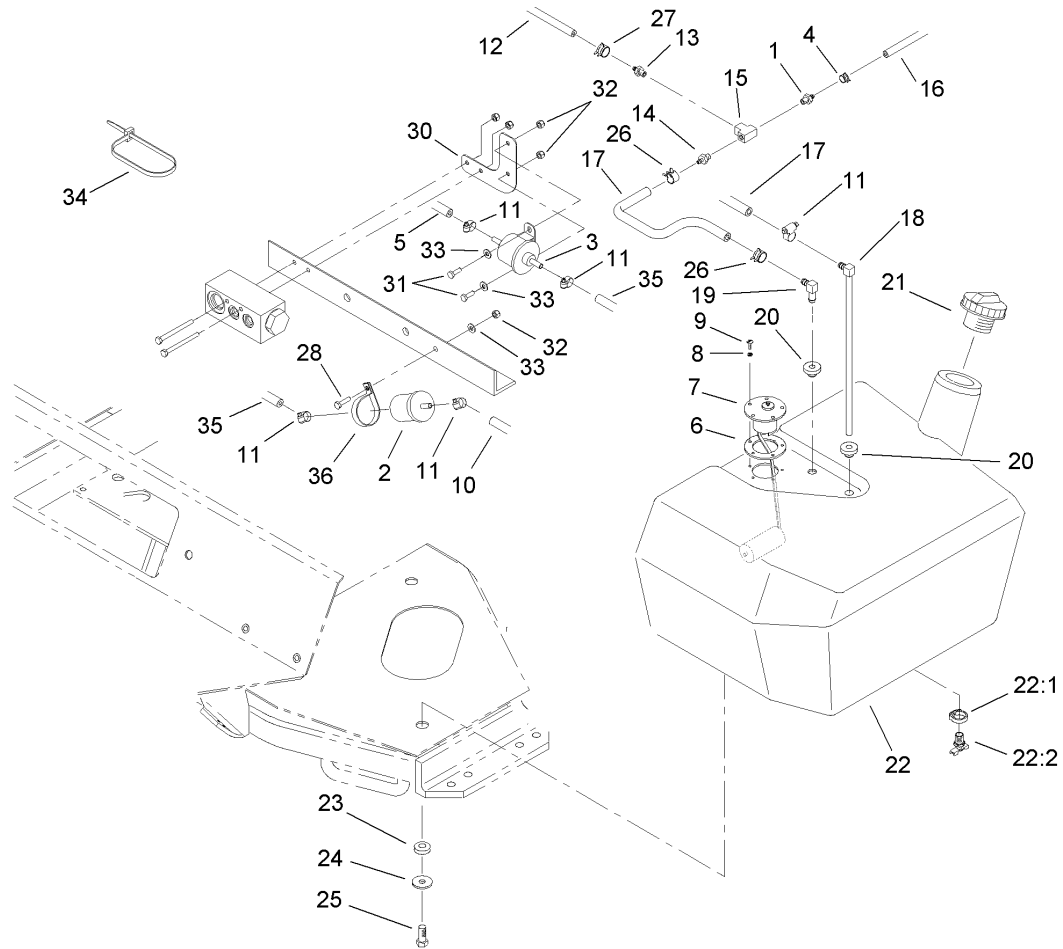


## Hydraulic Filter and Reservoir Assembly

Ref	Part No.	Qty.	Description
1	104-9254	1	Tank-Oil
2	68-6150	1	Breather
3	61-2790	1	Filter-Screen
4	94-9411	1	Dipstick
5	354-73	1	Fitting
5:1	237-81	1	O-Ring
6	93-7498	1	Plug-Plastic
7	340-8	2	Adapter
7:1	237-65	1	O-Ring
7:2	237-81	1	O-Ring
8	340-87	1	Fitting-HYD, 45 DEG
8:1	237-22	1	O-Ring
8:2	237-42	1	O-Ring
9	99-6932	1	Fitting-Barb, Hose
9:1	237-117	1	O-Ring
10	321-23	2	Screw-HH
11	92-9098	1	Manifold-Tank
12	3296-42	2	Nut-Lock, NI
13	354-74	1	Fitting
13:1	237-81	1	O-Ring
14	340-77	1	Fitting-HYD, 90 DEG
14:1	237-22	1	O-Ring
14:2	237-42	1	O-Ring
15	2412-34	3	Clamp-Hose

Ref	Part No.	Qty.	Description
16	75-5720	1	Hose-Return
17	75-6870	1	Hose-Inlet, Pump
19	104-7546	1	Strainer-Tank
19:1	340-136	1	O-Ring
20	2412-93	2	Clamp-R
21	75-1300	1	Oil Filter ASM
21:1	75-1310	1	Element-Filter
22	32144-10	2	Screw-HWH
23	340-139	1	Fitting-HYD, 90 DEG
23:1	237-81	1	O-Ring
23:2	237-65	1	O-Ring
24	33105-025	3	Screw-HHF
25	63-8410	3	Washer
26	75-6130	1	Hose ASM
27	240-11	3	Bushing-Flange
28	3256-24	2	Washer-Flat
29	3253-21	2	Washer-Lock
30	323-4	2	Screw-HH
31	353-550	1	Plug-HYD, HH
31:1	237-79	1	O-Ring
32	340-82	2	Adapter
32:1	237-42	1	O-Ring
32:2	237-21	1	O-Ring
33	100-3739	1	Return Drain Hose ASM

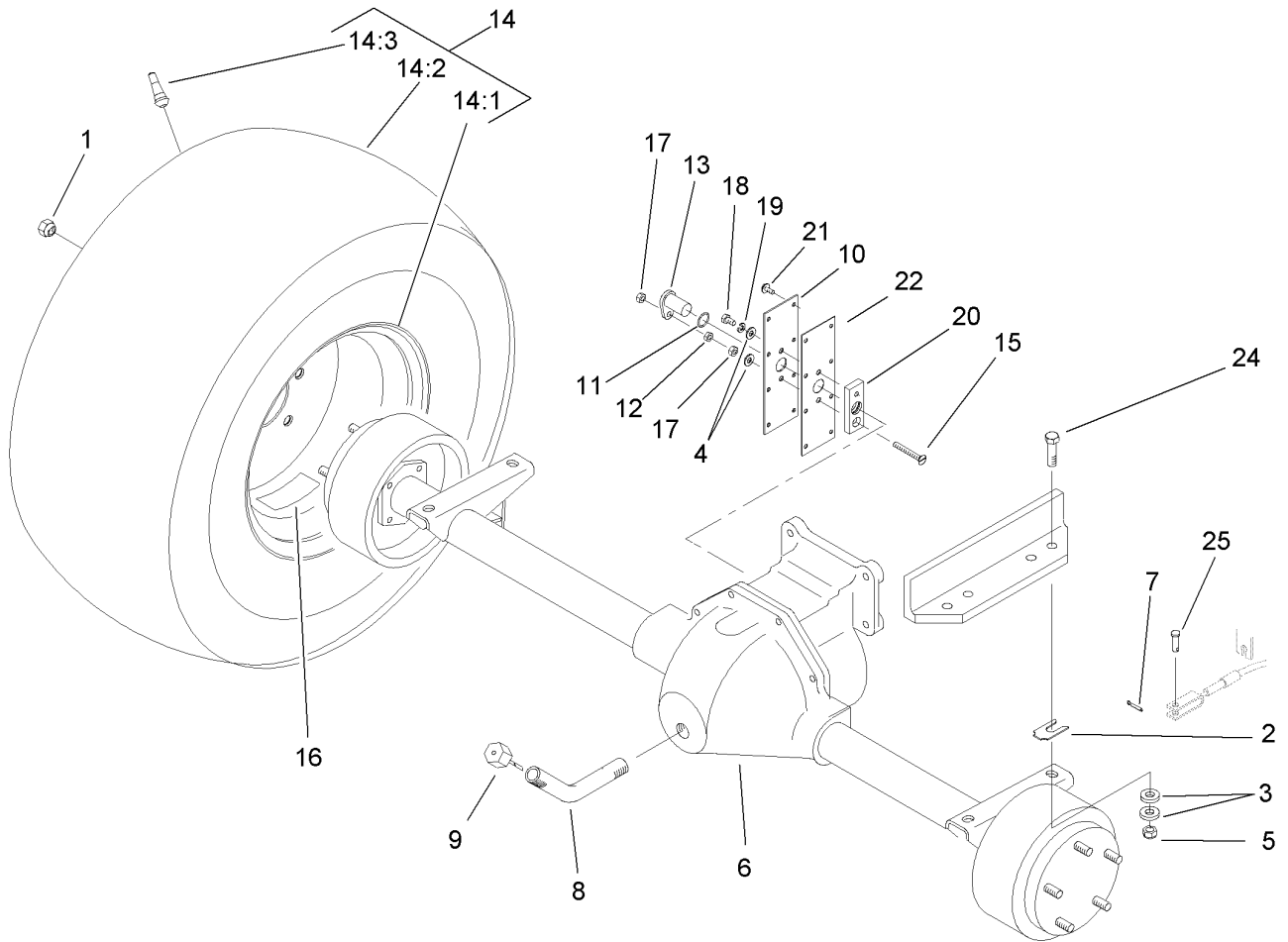




## Fuel Tank Assembly

Ref	Part No.	Qty.	Description
1	304-73	1	Connector-Hose
2	98-7612	1	Filter-Fuel
3	107-0122	1	Pump-Fuel, Electric
4	2412-98	1	Clamp
5	110-4100	1	Hose-Fuel
6	62-7650	1	Gasket
7	63-7640	1	Sender-Fuel
8	3253-15	5	Washer-Lock
9	32122-24	5	Screw-PTH
10	110-4101	1	Hose-Fuel
11	2412-108	5	Clamp-Worm
12	110-4102	1	Hose-Fuel
13	354-22	1	Fitting-Barb
14	354-21	1	Fitting-Barb
15	354-20	1	Fitting-Tee
16	110-4103	1	Hose-Fuel
17	110-4104	1	Hose-Fuel
18	66-8121	1	Standpipe
19	46-6550	1	Fitting-HYD, 90 DEG
20	46-6560	2	Bushing
21	93-3102	1	Cap-Fuel
22	105-7933	1	Tank-Fuel
22:1	2412-36	1	Clamp-Hose
22:2	304-46	1	Draincock

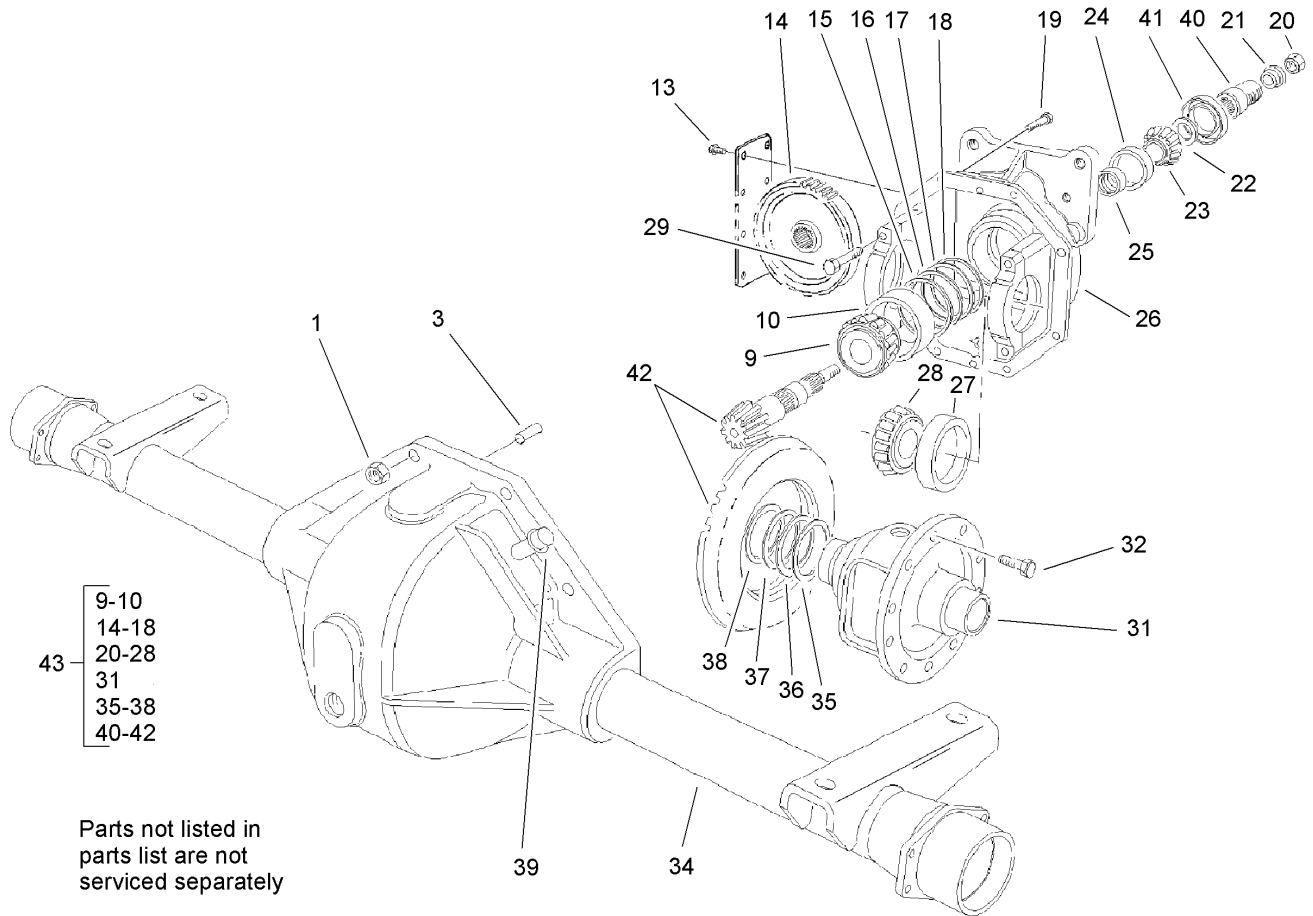
Ref	Part No.	Qty.	Description
23	240-11	3	Bushing-Flange
24	63-8410	3	Washer
25	33105-025	3	Screw-HHF
26	92-2379	2	Clamp-Hose
27	2412-146	2	Clamp-Hose
28	321-6	1	Screw-HH
30	104-9333	1	Bracket-Pump, Fuel
31	321-4	2	Screw-HH
32	3296-42	3	Nut-Lock, NI
33	3256-22	3	Washer-Flat
34	3290-378	1	Tie-Cable
35	110-4105	1	Hose-Fuel
36	2412-148	1	Clamp-R



### Front Axle Assembly

Ref	Part No.	Qty.	Description
1	242-50	10	Nut-Lug
2	42-6080	5	Shim-Axle
3	66-6480	8	Washer
4	3256-22	2	Washer-Flat
5	3296-48	4	Nut-Lock, NI
6	108-0640-03	1	Drive Axle ASM
7	3272-10	2	Pin-Cotter
8	75-6850	1	Tube-Fill, Oil
9	27-3710	1	Dipstick
10	85-4330	1	Cover-Gear
11	237-181	1	O-Ring
12	3218-1	1	Nut-Jam
13	85-4350	1	Sensor-Geartooth
14		2	Wheel And Tire ASM
14:1	99-6984	1	Wheel ASM
14:2	98-2373	1	Tire
14:3	232-27	1	Stem-Valve
15	32108-9	1	Screw-FH
16	106-9206	2	Decal-Torque, Wheel
17	3296-56	2	Nut-Lock, NI
18	321-2	1	Screw-HH
19	3253-3	1	Washer-Lock
20	85-4340	1	Plate-Mounting, Sensor
21	32144-112	8	Screw-HWH

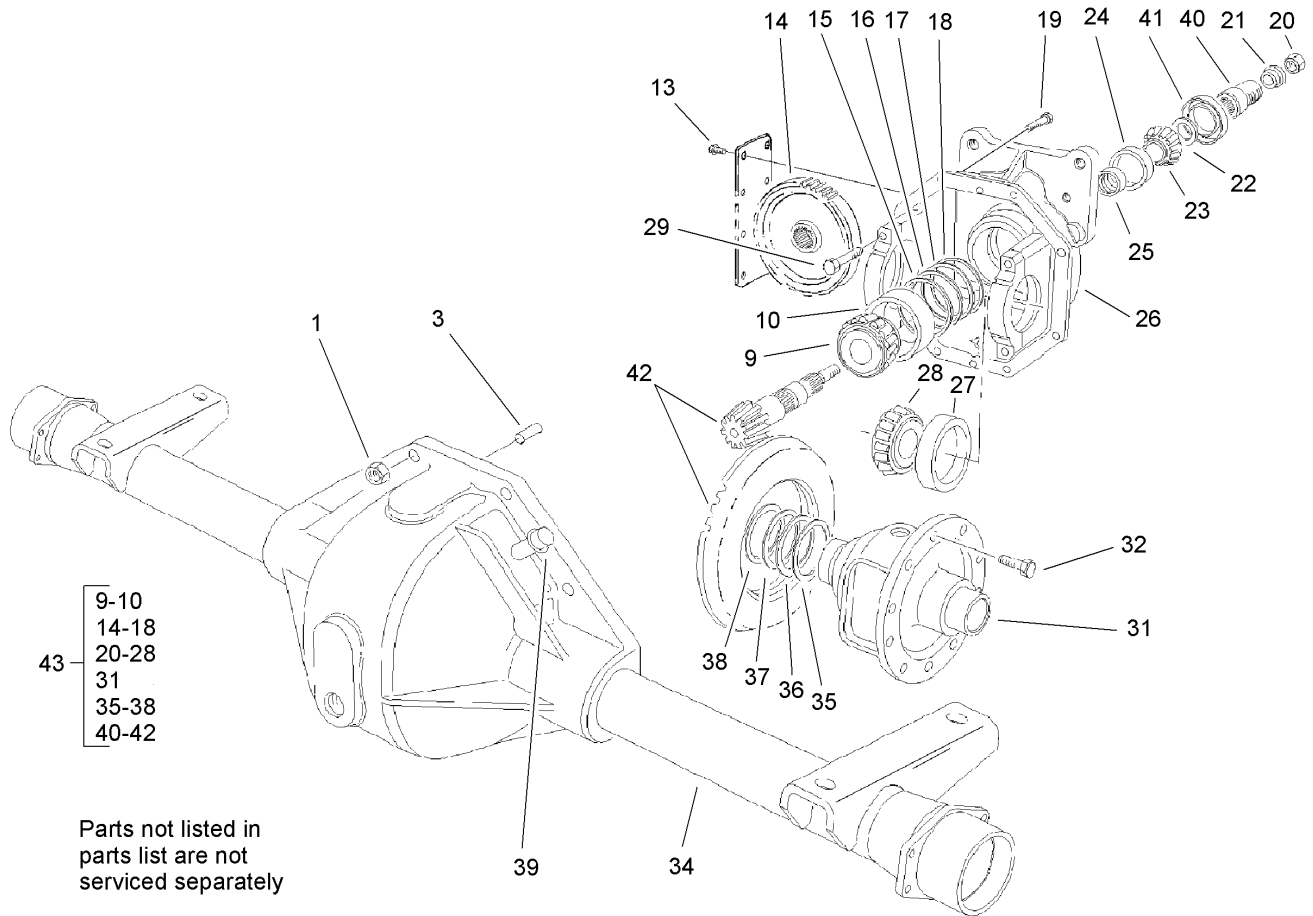
Ref	Part No.	Qty.	Description
22	92-5797	1	Gasket-Axle
24	324-7	4	Screw-HH
25	283-58	2	Pin-Clevis



### Drive Axle Assembly No. 108-0640-03

Ref	Part No.	Qty.	Description
1	32149-5	8	Nut-Keps
3	21-8270	2	Pin-Dowel
9	43-6760	1	Bearing-Roller, Cone Taper
10	43-6750	1	Bearing-Taper, Cup
13	32144-112	8	Screw-HWH
14	86-7230	1	Gear-Input, Transmission
15	43-6710	1	Shim-Pinion (.003)
16	43-6711	1	Shim-Pinion (.005)
17	43-6712	1	Shim-Pinion (.010)
18	43-6713	1	Shim-Pinion (.030)
19	3210-8	8	Screw-HH
20	71-4350	1	Nut
21	83-5130	1	Spacer-Pinion
22	72-3592	1	Shim-Bearing, Front (.137)
22	72-3591	1	Shim-Bearing, Front (.135)
22	72-3590	1	Shim-Bearing, Front (.133)
22	72-3588	1	Shim-Bearing, Front (.131)
22	72-3587	1	Shim-Bearing, Front (.129)
22	72-3586	1	Shim-Bearing, Front (.127)
22	72-3585	1	Shim-Bearing, Front (.125)
22	72-3600	1	Shim-Bearing, Front (.151)
22	72-3598	1	Shim-Bearing, Front (.149)
22	72-3597	1	Shim-Bearing, Front (.147)
22	72-3596	1	Shim-Bearing, Front (.145)

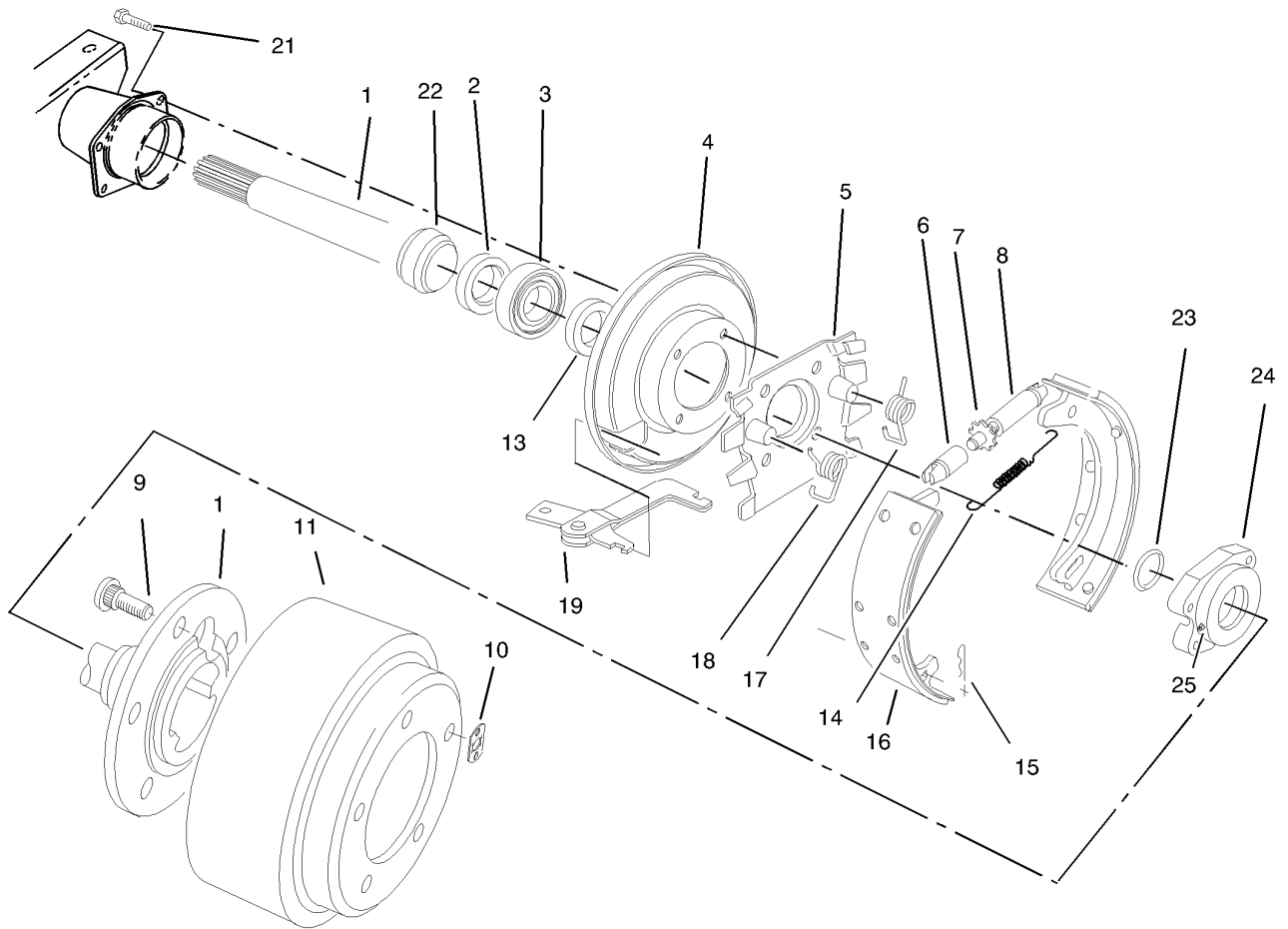
Ref	Part No.	Qty.	Description
22	72-3595	1	Shim-Bearing, Front (.143)
22	72-3594	1	Shim-Bearing, Front (.141)
22	72-3593	1	Shim-Bearing, Front (.139)
22	72-3576	1	Shim-Bearing, Front (.106)
22	72-3575	1	Shim-Bearing, Front (.104)
22	72-3574	1	Shim-Bearing, Front (.102)
22	72-3573	1	Shim-Bearing, Front (.100)
22	72-3572	1	Shim-Bearing, Front (.098)
22	72-3571	1	Shim-Bearing, Front (.096)
22	72-3570	1	Shim-Bearing, Front (.094)
22	72-3584	1	Shim-Bearing, Front (.120)
22	72-3583	1	Shim-Bearing, Front (.118)
22	72-3582	1	Shim-Bearing, Front (.116)
22	72-3581	1	Shim-Bearing, Front (.114)
22	72-3580	1	Shim-Bearing, Front (.112)
22	72-3578	1	Shim-Bearing, Front (.110)
22	72-3577	1	Shim-Bearing, Front (.108)
23	254-91	1	Cone-Bearing
24	21-8390	1	Cup-Bearing
25	21-8020	1	Spacer-Bearing
26	93-3619	1	Upper Housing ASM
27	254-66	2	Cup-Bearing, Roller
28	254-65	2	Cone-Bearing, Roller
29	92-1773	4	Screw-HHF



### Drive Axle Assembly No. 108-0640-03 (continued)

Ref	Part No.	Qty.	Description
31	110-4136	1	Differential Case ASM
32	21-7770	5	Screw-Gear, Drive
34	108-1422-03	1	Lower Housing ASM
35	21-8120	1	Shim-Bearing, Diff. (.030)
36	21-8110	1	Shim-Bearing, Diff. (.010)
37	21-8100	1	Shim-Bearing, Diff. (.005)
38	21-8090	1	Shim-Bearing, Diff. (.003)
39	72-9420	1	Vent
40	83-4910	1	Coupler-Pinion
41	71-4330	1	Seal
42	93-3618	1	Gear And Pinion ASM
43	93-3617	1	Cover And Carrier Kit

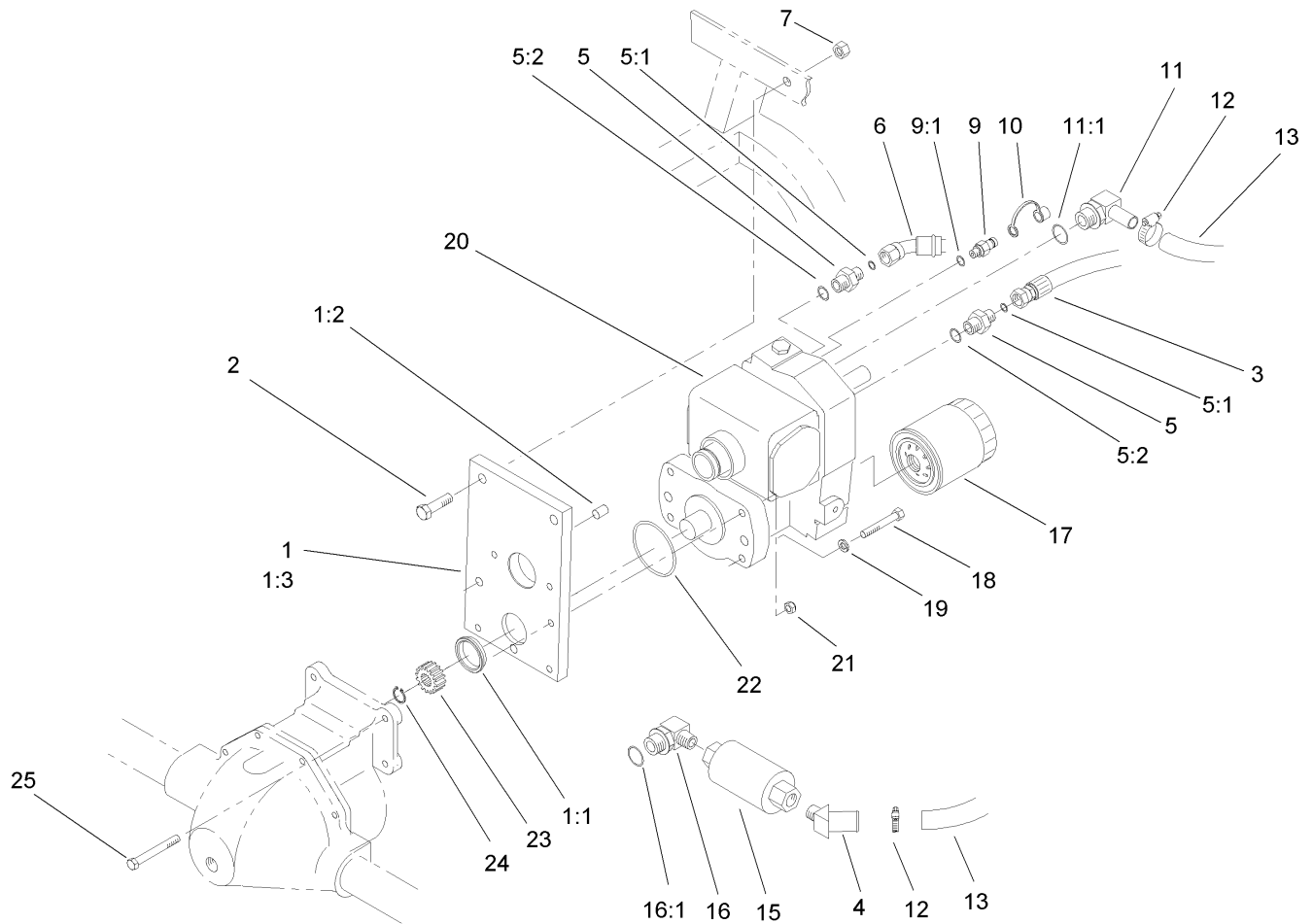
--	--	--	--



## Brake Assembly

Ref	Part No.	Qty.	Description
1	108-1424	1	Shaft-Axle, LH
1	108-1425	1	Shaft-Axle, RH
2	100-3842	2	Seal-Oil
3	108-1426	2	Cap-Bearing
4	100-3843	2	Shield-Dust
5	100-3844	2	Spider-Torque
6	21-9390	2	Socket-Screw, Adjusting
7	21-9370	2	Screw-Adjusting
8	21-9380	2	Nut-Pivot
9	106-9205	10	Stud-Wheel
10	21-8360	2	Clip-Retaining
11	106-9209-03	2	Drum-Brake
13	100-3845	2	Seal-Grease
14	21-9440	2	Spring-Screw, Adjusting
15	21-9460	4	Retainer-Lever, Brake
16	84-8590	4	Shoe And Lining ASM
17	21-9420	2	Spring-Return, LH
18	21-9430	2	Spring-Return, RH
19	24-9180	2	Strut And Lever ASM
21	100-3846	8	Screw-Special
22	100-3847	2	Retainer-Bearing
23	108-1427	2	Ring-Spiral
24	108-1428	2	Bearing ASM
25	100-3850	2	Zerk-Special

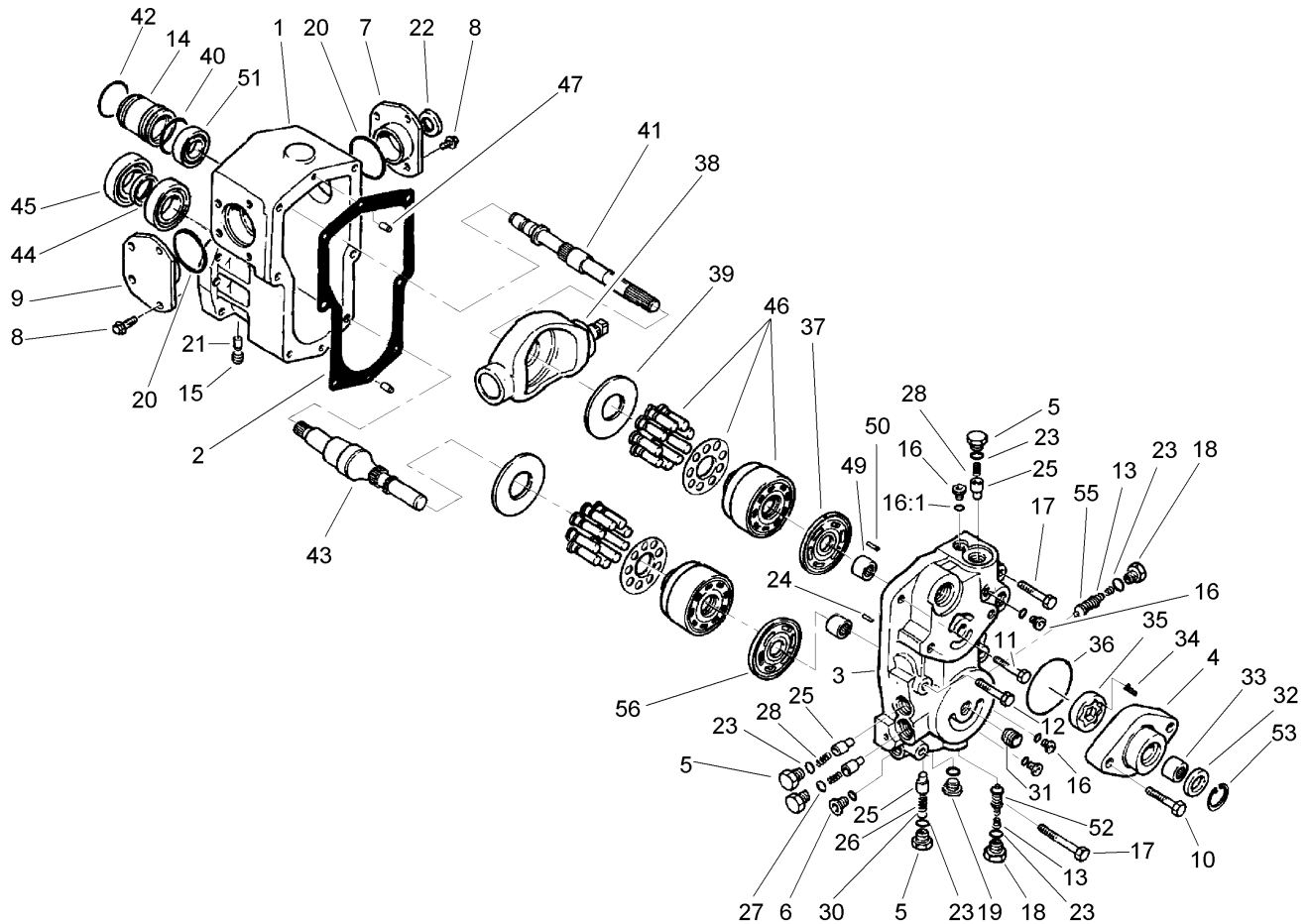
Ref	Part No.	Qty.	Description
●26	84-8600	1	Set-Shoes, Lined
●27	92-8775	1	Liquid Gasket Kit



## Transmission Assembly

Ref	Part No.	Qty.	Description
1	92-4846	1	Transmission Support ASM
1:1	75-3110	1	Collar-Transmission
1:2	92-4808	1	Sleeve-Transmission
1:3	92-4809	1	Support-Transmission
2	325-7	2	Screw-HH
3	93-0075	1	Hose ASM
4	354-72	1	Fitting-HYD
5	340-3	2	Adapter
5:1	237-22	1	O-Ring
5:2	237-79	1	O-Ring
6	93-0076	1	Hose ASM
7	3296-23	2	Nut-Lock, NI
9	354-77	1	Fitting-Quick
9:1	237-78	1	O-Ring
10	354-79	1	Cap-Dust
11	75-4720	1	Fitting-Line, Suction
11:1	237-81	1	O-Ring
12	2412-129	2	Clamp-Hose
13	75-6350	1	Hose
15	75-6340-03	1	Filter
16	354-75	1	Fitting-HYD, 90 DEG
16:1	237-81	1	O-Ring
17	75-1330	1	Element-Filter
18	323-12	2	Screw-HH

Ref	Part No.	Qty.	Description
19	3253-21	2	Washer-Lock
20	75-0012	1	Transmission
21	3296-39	2	Nut-Lock, NI
22	237-161	1	O-Ring
23	86-7220	1	Gear-Pinion
24	32151-62	1	Ring-Retaining
25	323-20	2	Screw-HH

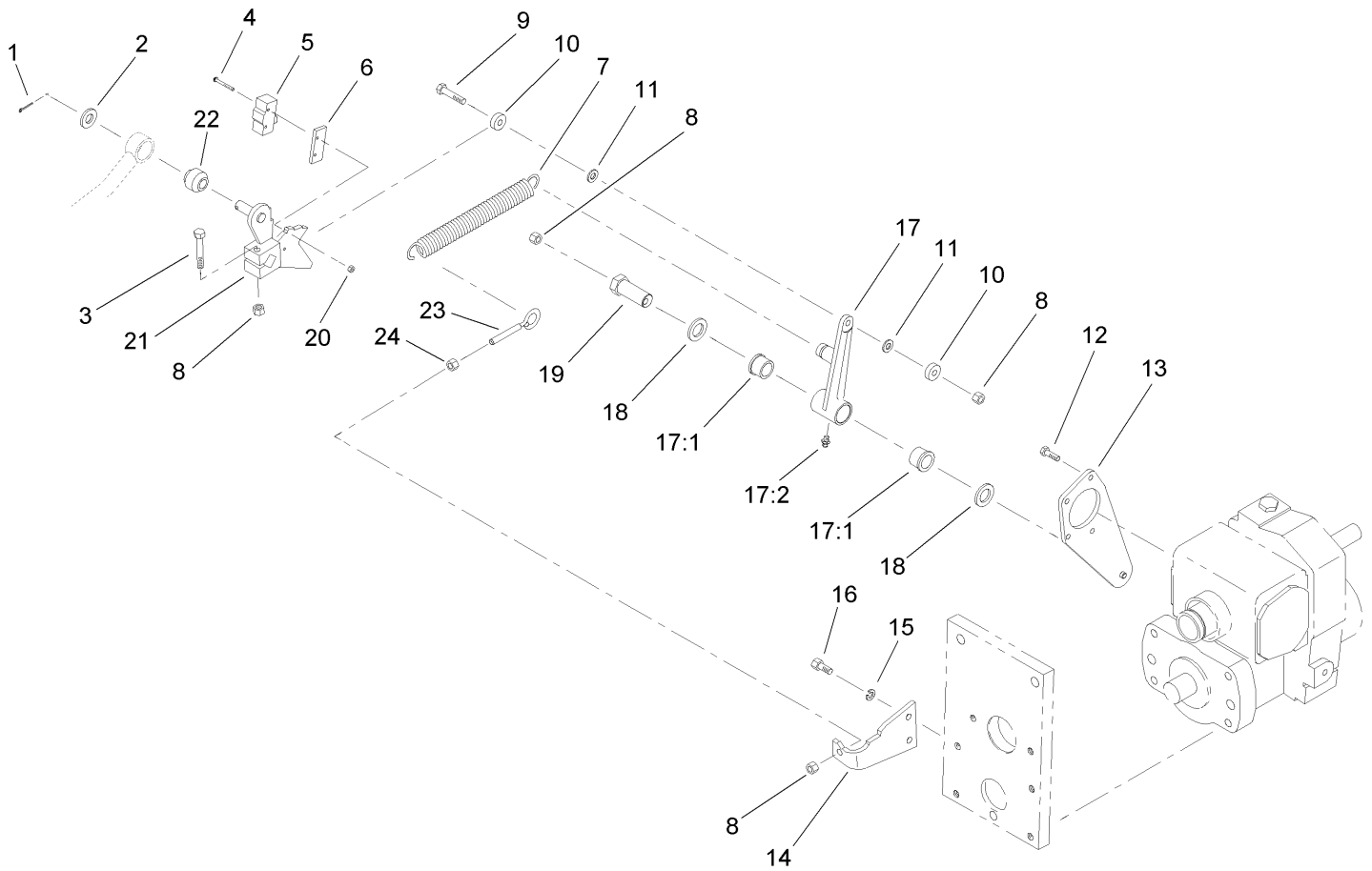


## Transmission Assembly No. 75-0012

Ref	Part No.	Qty.	Description
1	75-0020	1	Housing
2	75-0030	1	Gasket-Housing
3	75-0040	1	Section-Center
4	83-4780	1	Housing-Pump, Charge
5	75-0060	4	Plug
6	75-0070	1	Plug
7	86-7520	1	RH Trunnion Cover ASM
8	75-0090	8	Capscrew-HH
9	86-7530	1	LH Trunnion Cover ASM
10	75-0110	2	Capscrew-HH
11	75-0120	1	Capscrew-HH
12	75-0130	3	Capscrew-HH
13	75-0140	2	Spring-Conical
14	75-0150	1	Guide-Seal
15	75-0160	1	Plug-Pipe
16	75-0170	4	Plug-Thread, Straight
16:1	92-8777	1	O-Ring
17	75-0180	2	Capscrew-HH
18	75-0190	2	Plug-Special
19	75-0200	2	Plug-Thread, Straight
20	75-0210	2	O-Ring
21	75-0220	2	Pin
22	75-0230	1	Seal-Lip
23	75-0240	6	O-Ring

Ref	Part No.	Qty.	Description
24	75-0250	1	Spring
25	75-0260	4	Valve-Relief
26	75-0270	1	Spring
27	75-0280	1	Spring
28	75-0290	2	Spring
30	75-0310	1	Shim
31	75-0320	1	Nipple
32	75-0330	1	Seal-Lip
33	75-0340	1	Bearing-Needle
34	75-0350	1	Pin
35	75-0360	1	Gerotor
36	75-0370	1	O-Ring
37	75-0380	1	Plate-Valve
38	75-0390	1	Plate-Swash
39	75-0400	2	Plate-Thrust
40	75-0410	1	O-Ring
41	86-7540	1	Shaft-Pump
42	75-0430	1	Ring-Retaining
43	75-0440	1	Shaft-Motor
44	75-0450	1	Collar
45	75-0460	2	Bearing-Ball
46	75-0470	2	Cylinder Block Kit
47	75-0480	2	Pin
49	75-0500	2	Bearing-Needle

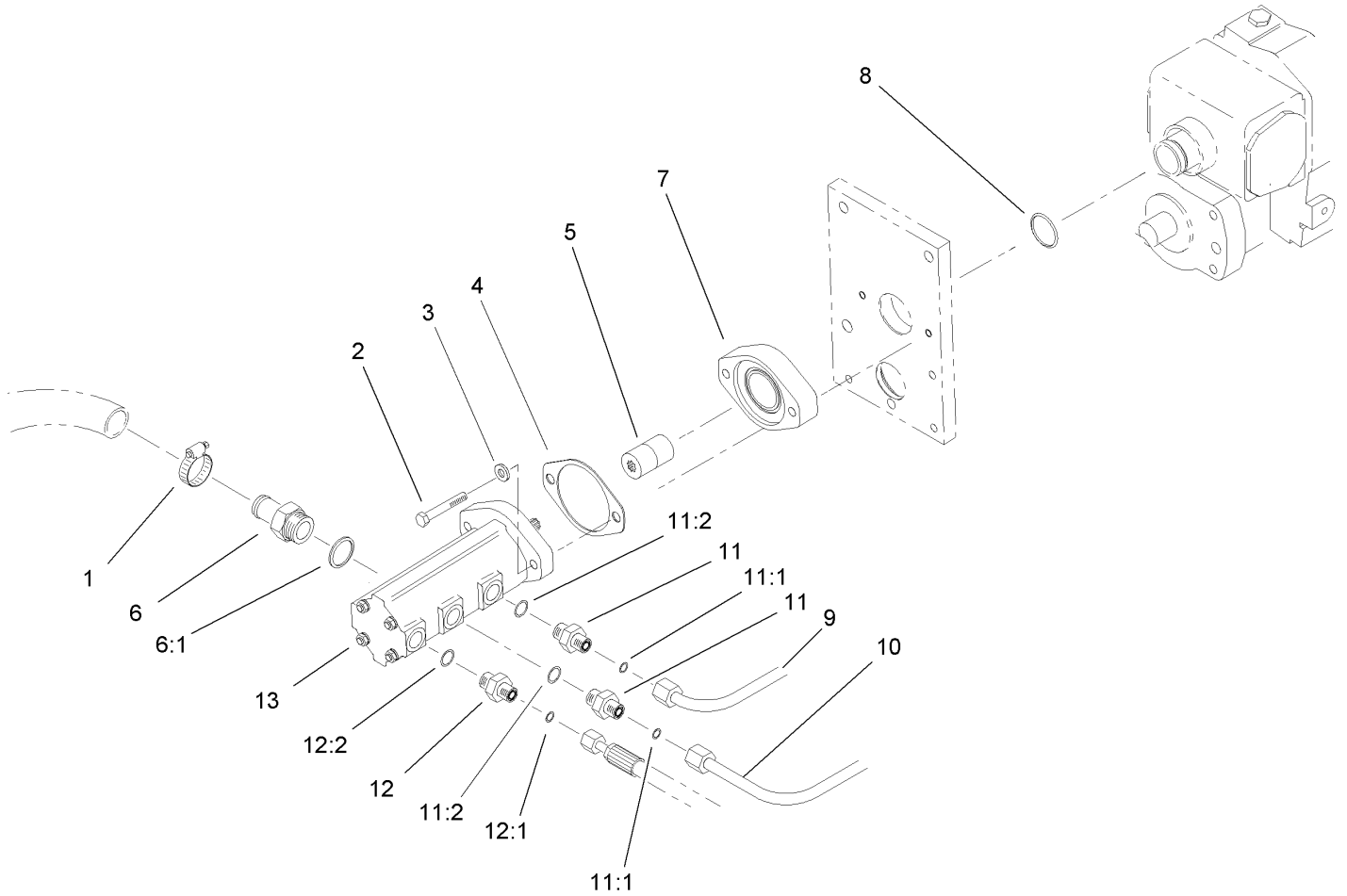




## Traction Control Assembly

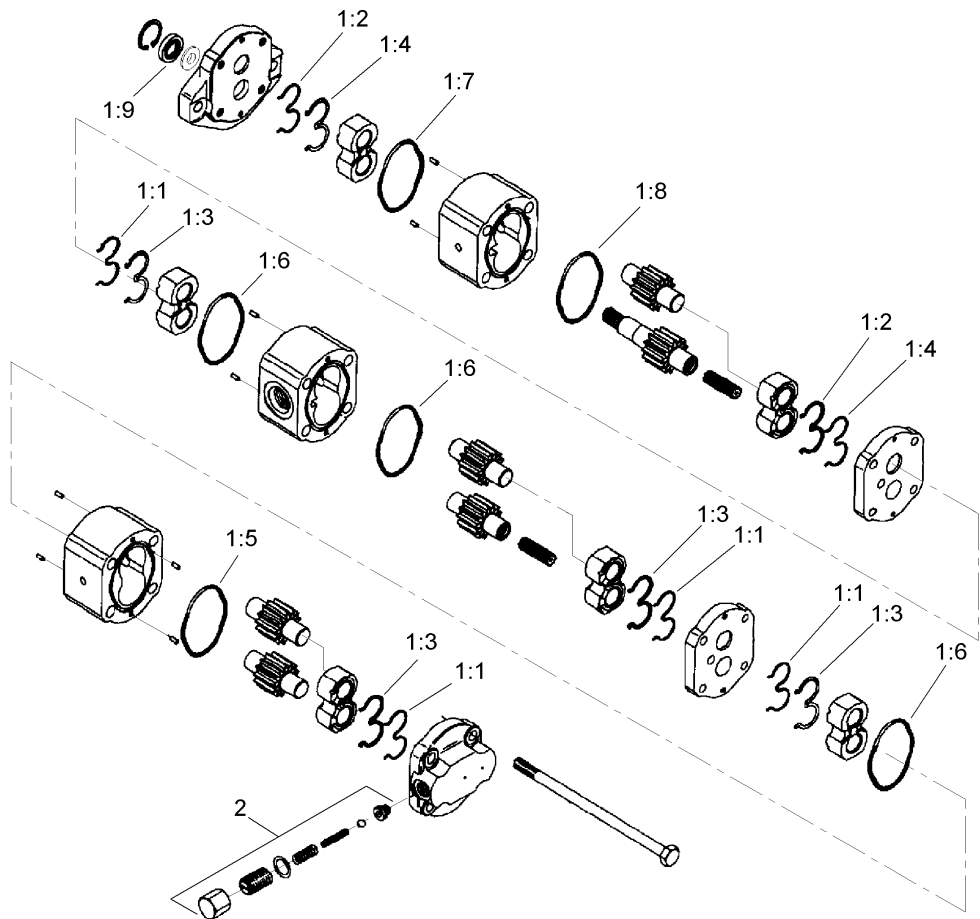
Ref	Part No.	Qty.	Description
1	3272-10	1	Pin-Cotter
2	3256-26	1	Washer-Flat
3	322-10	1	Screw-HH
4	32105-21	2	Screw-HH
5	29-6162	1	Switch-Micro
6	75-4130	1	Plate-Switch
7	76-9430-03	1	Spring-Extention
8	3296-29	4	Nut-Lock, NI
9	322-7	1	Screw-HH
10	251-307	2	Bearing-Ball
11	75-5470	2	Spacer-Bearing
12	321-5	4	Screw-HH
13	104-1480-03	1	Traction Plate ASM
14	85-9900-03	1	Plate-Anchor, Spring
15	3253-4	2	Washer-Lock
16	322-3	2	Screw-HH
17	92-2581	1	Neutral Switch Arm ASM
17:1	256-113	2	Bushing-Flange
17:2	302-5	1	Fitting-Grease
18	3-6498	2	Washer-Thrust
19	76-8640	1	Stud-Traction
20	3296-9	2	Nut-Lock
21	75-4100-03	1	Control-Pump
22	23-2270	1	Bushing-Rubber

Ref	Part No.	Qty.	Description
23	85-9910	1	Eyebolt
24	3217-6	1	Nut-Hex



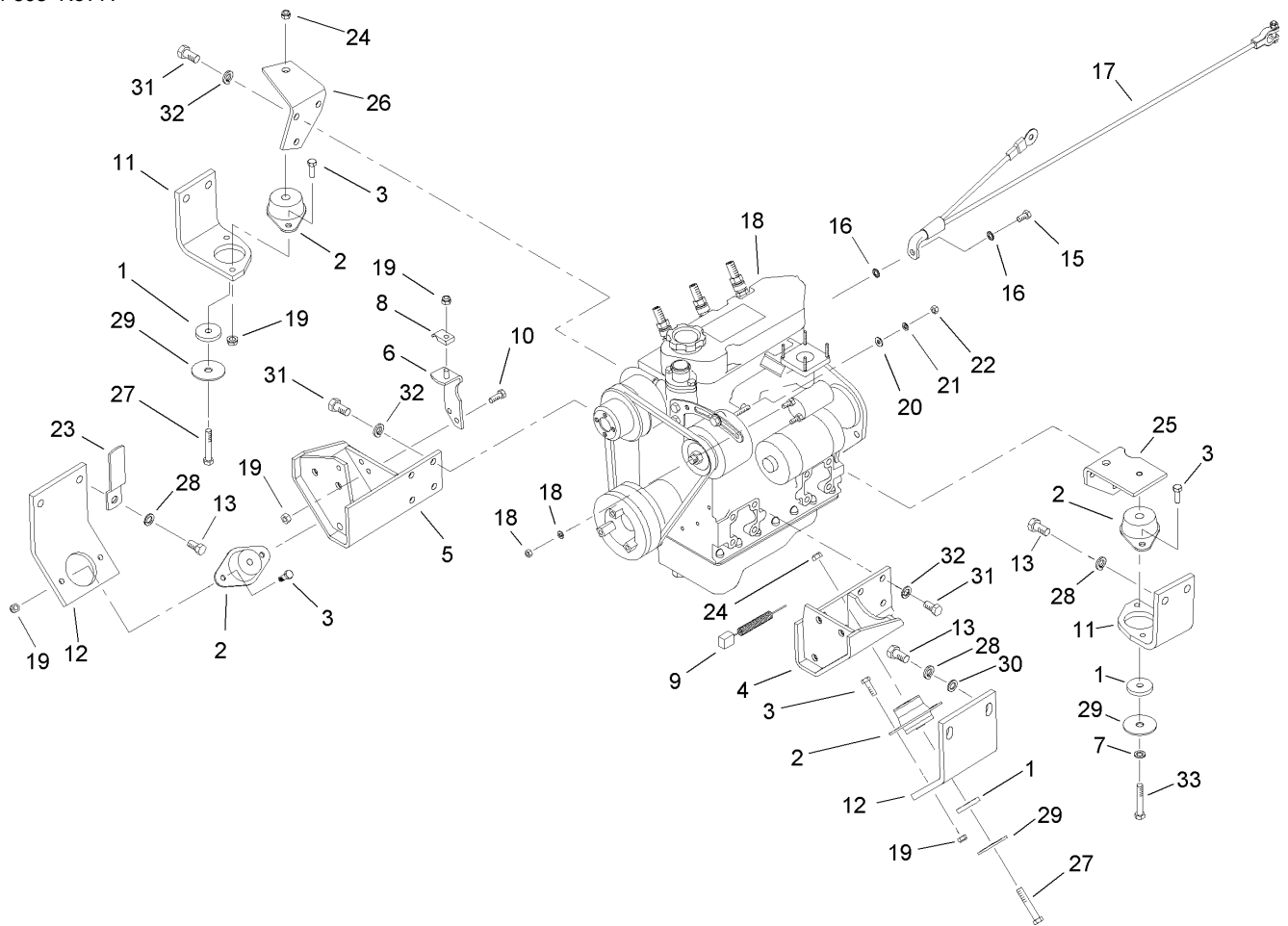
## Gear Pump Installation Assembly

Ref	Part No.	Qty.	Description
1	2412-34	1	Clamp-Hose
2	92-4037	2	Capscrew-HSH
3	3256-24	2	Washer-Flat
4	93-3604	1	Gasket
5	93-1396	1	Coupler
6	354-78	1	Connector-Hose
6:1	237-146	1	O-Ring
7	75-4400-03	1	Adaptor
8	237-163	1	O-Ring
9	93-3642	1	Tube-Pump, Port 1
10	93-3643	1	Tube-Pump, Port 2
11	340-4	2	Fitting-HYD, Straight
11:1	237-30	1	O-Ring
11:2	237-79	1	O-Ring
12	340-3	1	Adapter
12:1	237-22	1	O-Ring
12:2	237-79	1	O-Ring
13	107-2380	1	Pump-Gear

### Gear Pump Assembly No. 107-2380

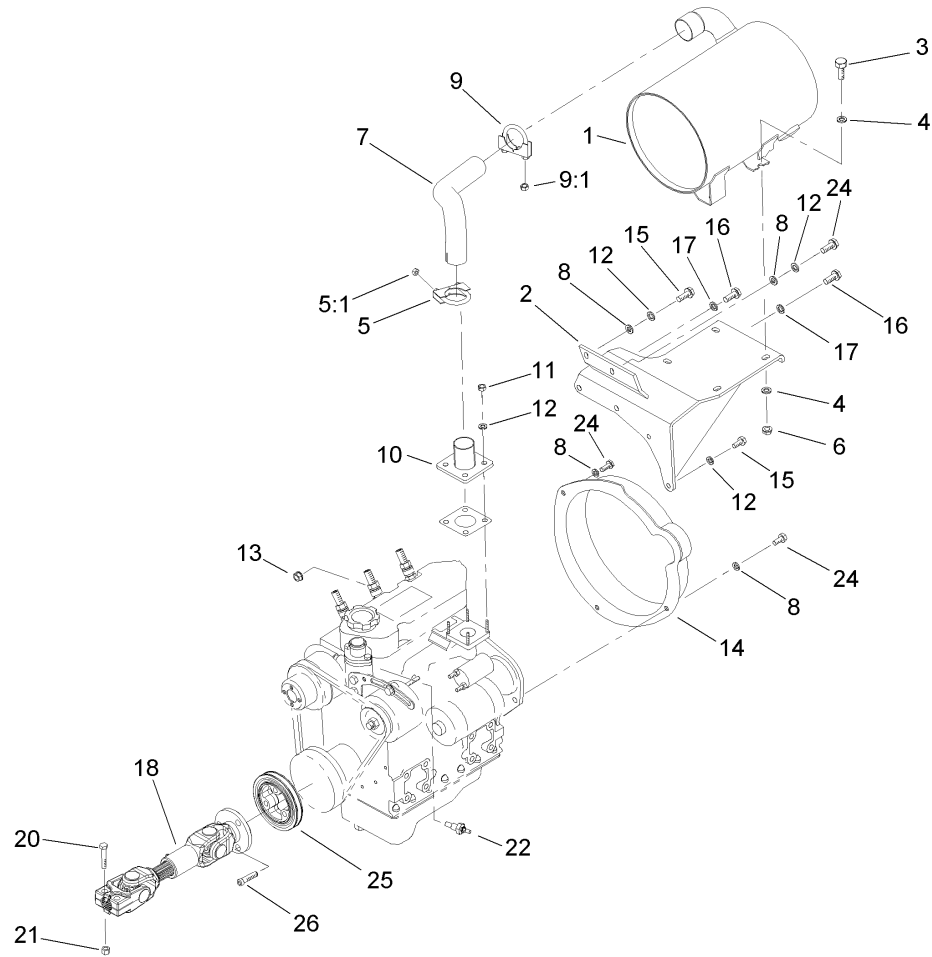
Ref	Part No.	Qty.	Description
1	104-0576	1	Seal Kit
②1:1		4	Seal-Extrusion, Anti
②1:2		2	Seal-Extrusion, Anti
②1:3		4	Seal-Loading, Pressure
②1:4		2	Seal-Loading, Pressure
②1:5		1	O-Ring
②1:6		3	O-Ring
②1:7		1	O-Ring
②1:8		1	O-Ring
②1:9		1	Seal-Shaft
2	104-0577	1	Cover / Relief Valve ASM



## Engine Installation Assembly

Ref	Part No.	Qty.	Description
1	83-1050	4	Spacer
2	83-1030	4	Mount-Engine
3	322-5	8	Screw-HH
4	98-4539-03	1	Bracket-Engine Mount, LH
5	98-4543-03	1	Bracket-Engine Mount, RH
6	98-9749	1	Plate-Throttle
7	3253-21	1	Washer-Lock
8	3-6657	1	Clip-Skid
9	99-3441	1	Harness-Wire, Fusible Link
10	322-4	2	Screw-HH
11	98-4513-03	2	Bracket-Engine, Rear
12	93-0095-03	2	Bracket-Engine, Front
13	3213-2	8	Screw-HH
15	98-9322	1	Screw-HSH
16	3255-9	2	Washer-Lock, EXT
17	98-4598	1	Cable-Battery, Negative
18	108-4420	1	Engine-Kubota
19	3296-29	11	Nut-Lock, NI
20	3256-78	1	Washer-Flat
21	43-5930	1	Washer-Spring
22	48-7890	1	Nut
23	98-4594	1	Clamp-Retainer
24	32128-36	3	Nut-HF
25	98-4515-03	1	Bracket-Rear Engine, LH

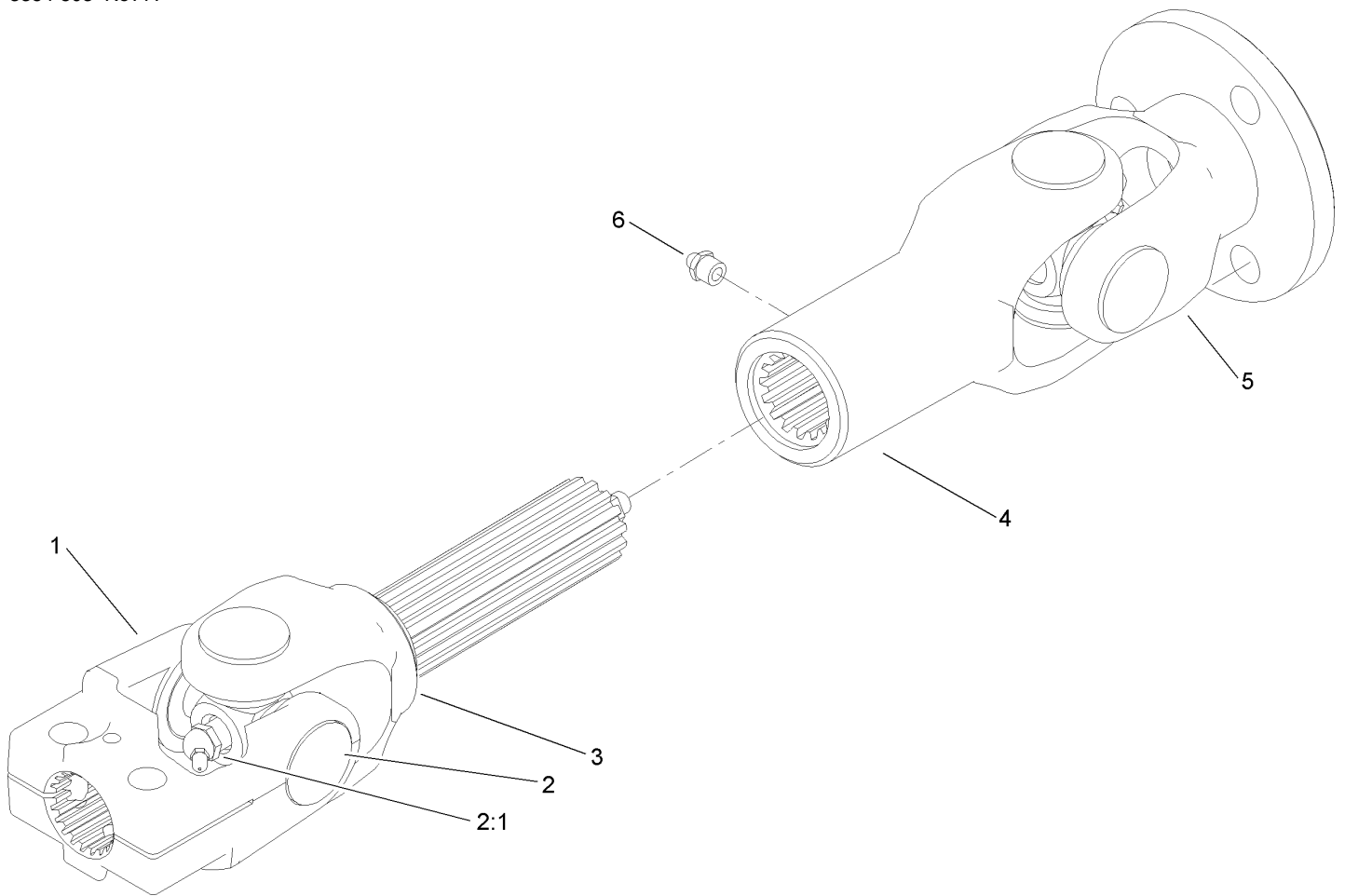
Ref	Part No.	Qty.	Description
26	98-4514-03	1	Bracket-Rear Engine, RH
27	323-12	3	Screw-HH
28	3253-7	8	Washer-Lock
29	87-5100	4	Washer-Snubbing
30	3256-40	4	Washer-Flat
31	43-0090	14	Screw-HH
32	42-9600	14	Washer-Lock, Spring
33	323-10	1	Screw-HH



## Muffler and Pump Drive Assembly

Ref	Part No.	Qty.	Description
1	107-2379	1	Muffler-Exhaust
2	98-4555-03	1	Muffler Bracket ASM
3	323-7	4	Screw-HH
4	3256-4	8	Washer-Flat
5	2112-9	1	Clamp
5:1	32128-20	2	Nut-HF
6	3296-39	4	Nut-Lock, NI
7	98-4524	1	Tube-Exhaust
8	3256-23	5	Washer-Flat
9	2112-6	1	Clamp-Muffler
9:1	3218-2	2	Nut-Jam
10	98-4527	1	Pipe-Exhaust, Engine
11	33014-00	4	Nut-Hex
12	42-9850	7	Washer-Lock, Spring
13	33024-00	1	Nut-Lock
14	105-7505	1	Guard-Flywheel
15	33114-025	3	Screw-HH
16	43-0090	2	Screw-HH
17	42-9600	2	Washer-Lock, Spring
18	106-7751	1	Driveshaft ASM
20	322-9	2	Screw-HH
21	3296-29	2	Nut-Lock, NI
22	98-9346	1	Sender-Temperature
24	33114-020	4	Screw-HH

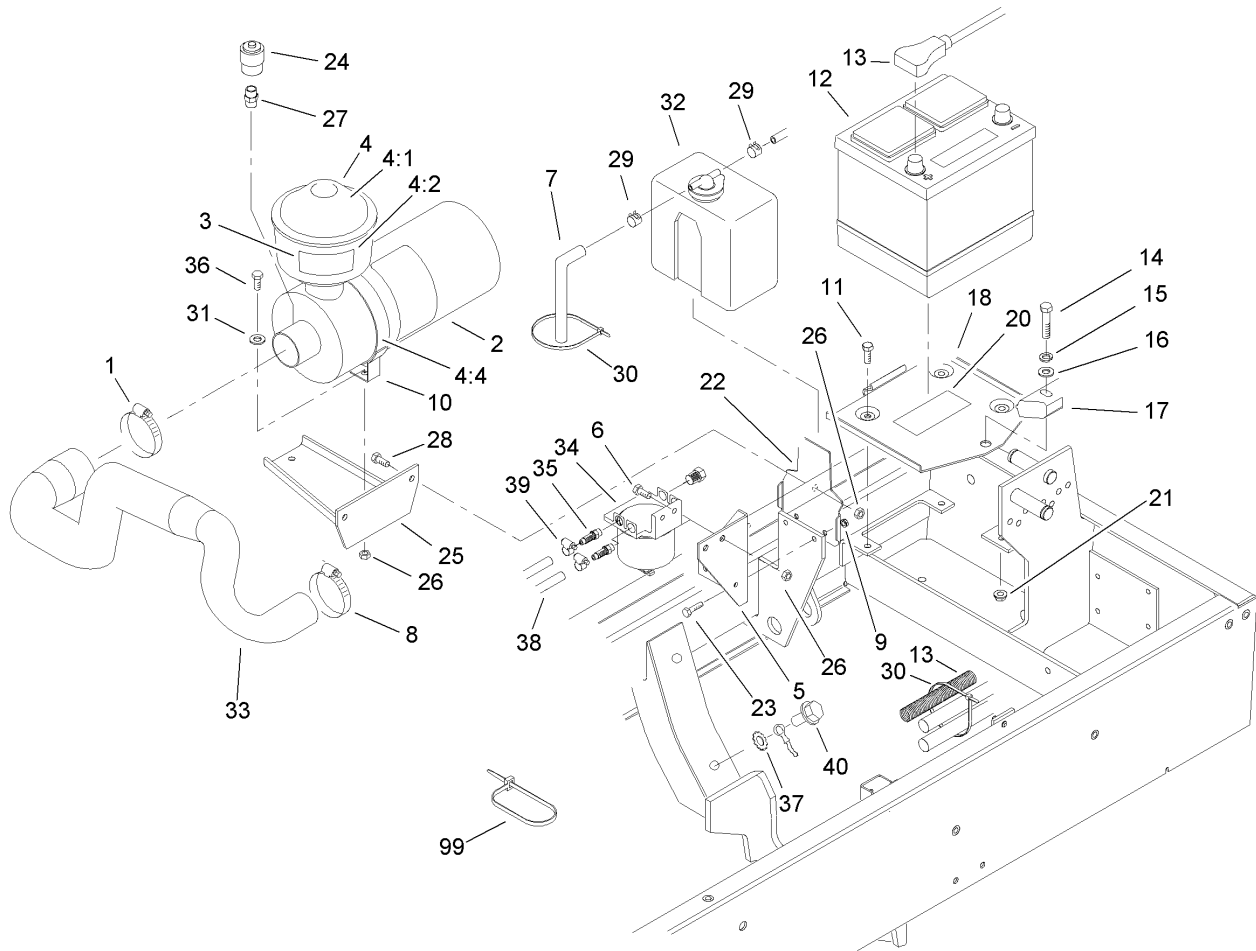
Ref	Part No.	Qty.	Description
25	106-7756	1	Pulley
26	3274-106	3	Screw-HSH



## Driveshaft Assembly No. 106-7751

Ref	Part No.	Qty.	Description
1	54-9040	1	Yoke-End
2	54-9180	1	U-Joint Kit
2:1	62-3820	1	Fitting-Grease
3	108-0632	1	Yoke And Shaft ASM
4	108-0633	1	Yoke-Telescoping
5	108-0644	1	Yoke
6	302-5	1	Fitting-Grease

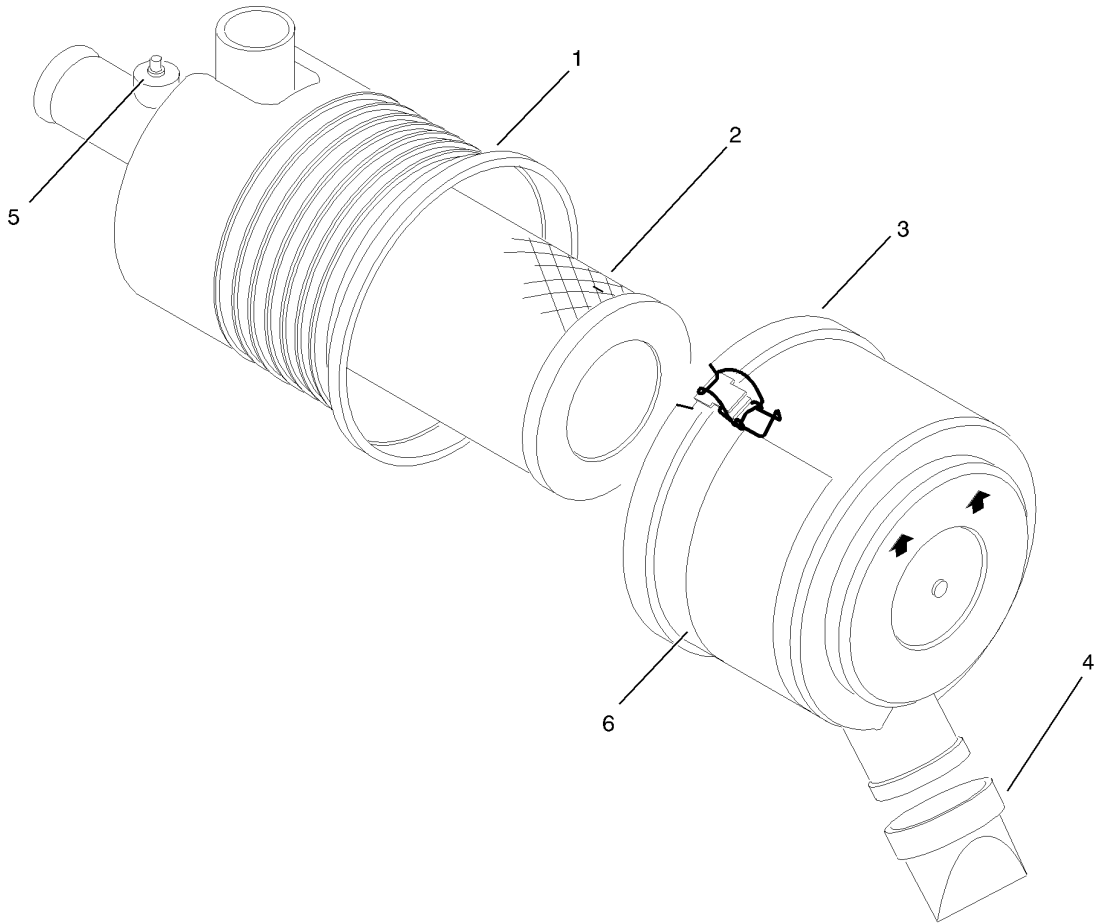
Ref	Part No.	Qty.	Description



## Engine Component Assembly

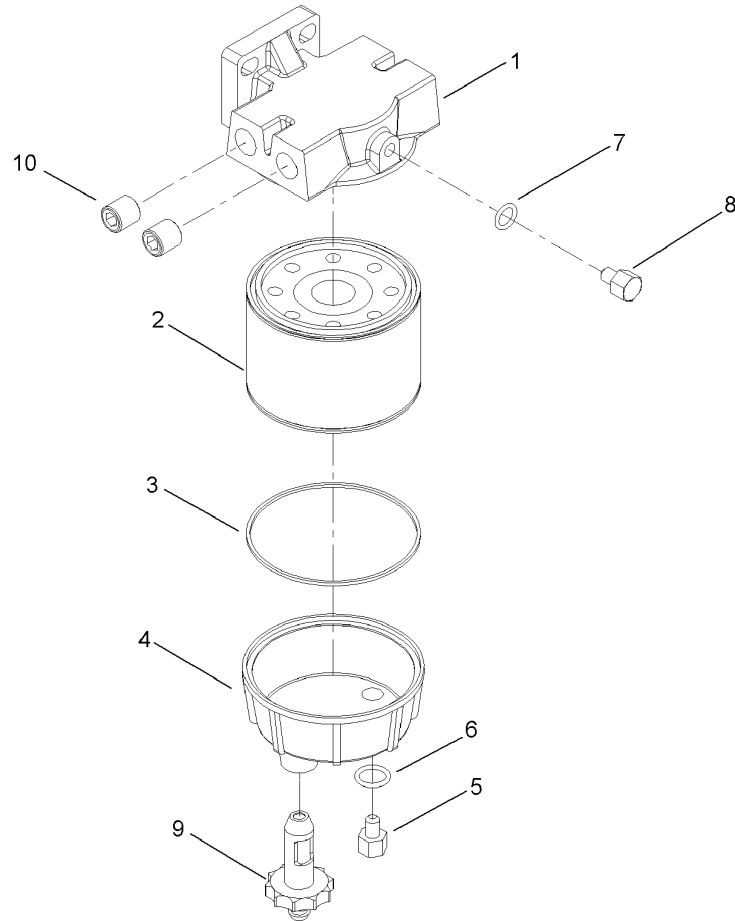
Ref	Part No.	Qty.	Description
1	2412-42	1	Clamp-Hose
2	98-4517	1	Air Cleaner ASM
3	93-6692	1	Decal-Fluid, Starting
4	48-7430	1	Precleaner
4:1	33-1260	1	Cover ASM
4:2	33-1270	1	Bowl-Clear
4:3	62-6300	1	Sleeve ASM
4:4	94-6873	1	Clamp
5	98-4578-03	1	Bracket-Filter, Fuel
6	3234-29	2	Screw-HHF
7	110-3257	1	Hose-Fuel
8	2412-92	1	Clamp-Hose
9	32128-33	2	Nut-HF
10	98-4525	1	Bracket-Cleaner, Air
11	322-4	3	Screw-HH
12	106-5187	1	Battery
13	104-0086	1	Cable-Battery, Positive
14	323-9	1	Screw-HH
15	3253-21	1	Washer-Lock
16	3256-24	1	Washer-Flat
17	66-2490	1	Retainer-Battery
18	94-7343	1	Battery Base ASM
20	93-7276	1	Decal-Danger
21	32128-20	1	Nut-HF

Ref	Part No.	Qty.	Description
22	98-4576-03	1	Bracket-Reservoir, Water
23	321-5	2	Screw-HH
24	93-9164	1	Indicator-Mini
25	98-4518-03	1	Bracket-Cleaner, Air
26	3296-29	6	Nut-Lock, NI
27	94-1416	1	Indicator Adapter ASM
28	322-5	2	Screw-HH
29	92-2379	2	Clamp-Hose
30	3290-378	2	Tie-Cable
31	3256-23	2	Washer-Flat
32	104-9318	1	Bottle-Overflow
33	98-4509	1	Hose-Cleaner, Air
34	98-9305	1	Water / Fuel Filter ASM
35	353-783	2	Fitting
36	322-6	2	Screw-HH
37	3255-8	1	Washer-Lock
38	110-4105	1	Hose-Fuel
39	2412-108	3	Clamp-Worm
40	32144-14	1	Screw-HWH
99	3290-379	1	Tie-Cable



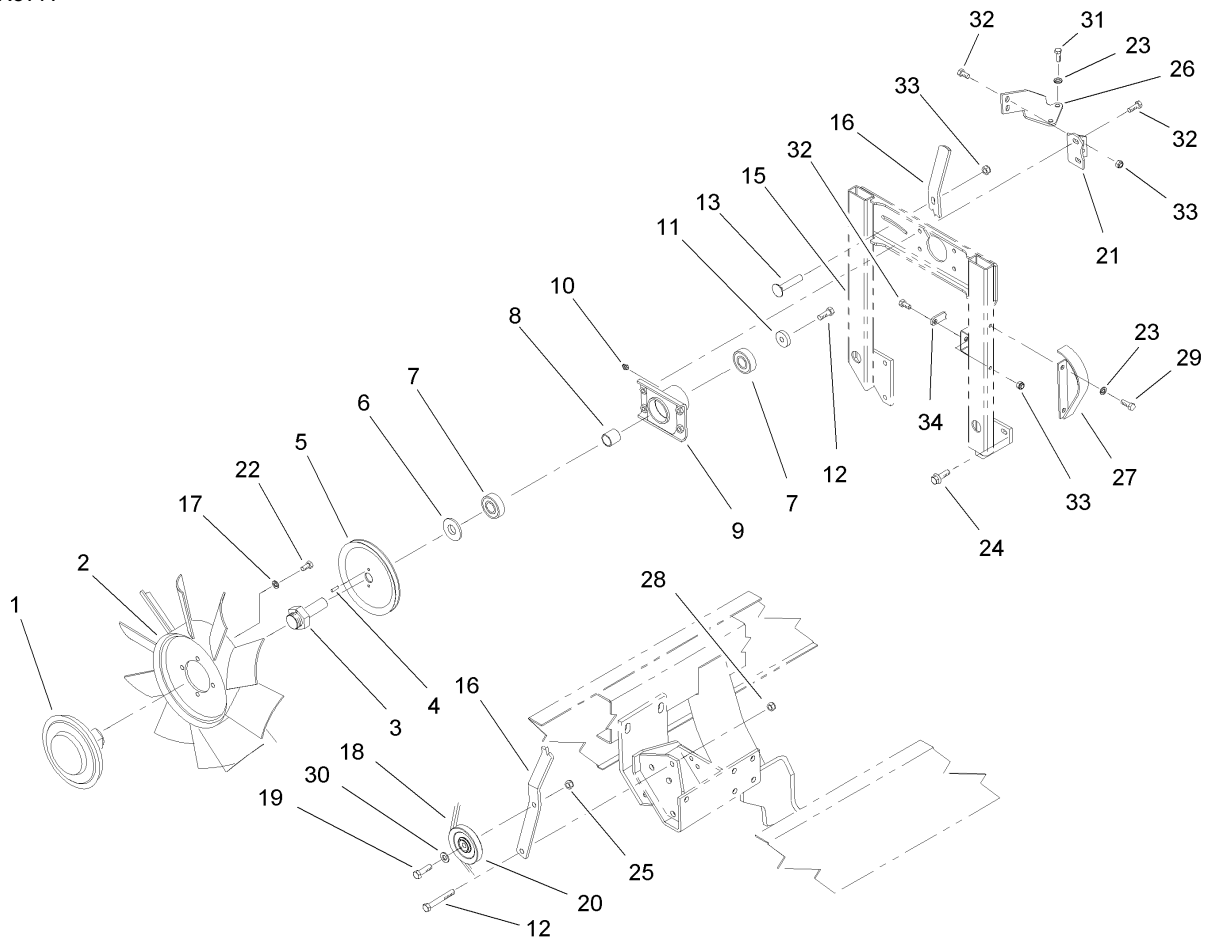
### Air Cleaner Assembly No. 98-4517

Ref	Part No.	Qty.	Description
②1		1	Body ASM
2	108-3810	1	Filter-Air
3	98-9771	1	Cover ASM
4	87-9400	1	Valve-Vacuator
②5		1	Plug
6	98-9788	1	Decal-Instruction

## Water / Fuel Filter Assembly No. 98-9305

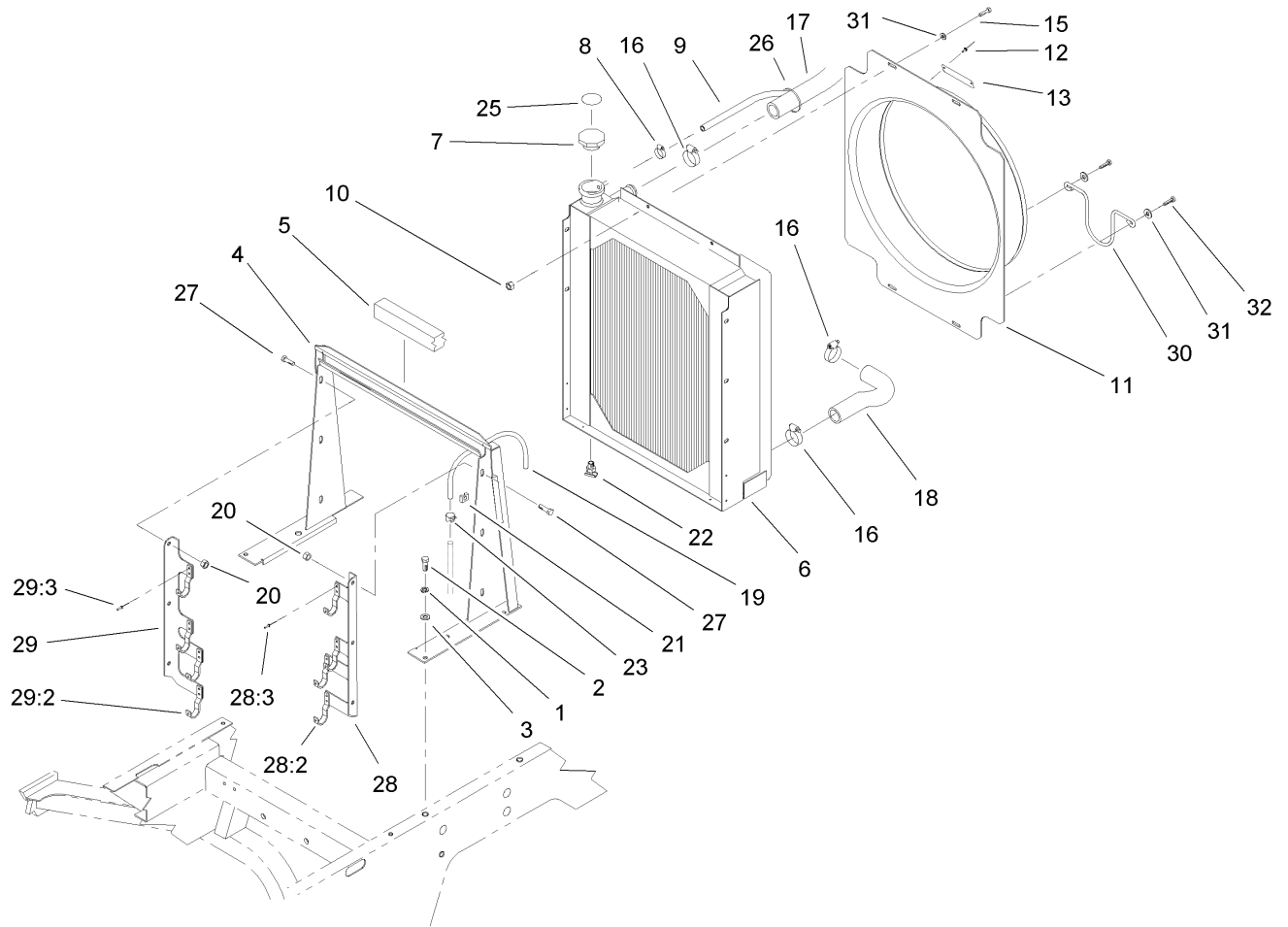
Ref	Part No.	Qty.	Description	
1	98-9772	1	Head-Filter	
2	98-9764	1	Element	
3	98-9774	1	O-Ring-Base, Filter	
4	98-9775	1	Base-Filter	
5	98-9773	1	Plug-Base, Filter	
6	237-42	1	O-Ring	
7	237-78	1	O-Ring	
8	98-9776	1	Plug-Head, Filter	
9	98-9777	1	Drain Valve ASM	
10	285-22	2	Plug-Pipe	



## Fan Drive Assembly

Ref	Part No.	Qty.	Description
1	74-5520	1	Clutch-Fan
2	75-3780	1	Fan-Engine
3	75-6380	1	Shaft-Fan
4	104-9312	2	Pin-Grooved
5	98-9743	1	Pulley-Drive, Fan
6	104-9259	1	Washer-Thrust
7	251-318	2	Bearing-Ball
8	104-0001	1	Spacer
9	75-4450	1	Hub
10	302-2	1	Fitting-Grease
11	67-1630	1	Spacer
12	323-6	2	Screw-HH
13	3230-2	1	Bolt-CARR
15	98-4530-03	1	Support-Fan
16	98-4575-03	1	Lever-Idler, Fan
17	3253-4	4	Washer-Lock
18	98-9744	1	Belt-Fan
19	323-8	1	Screw-HH
20	63-8140	1	Pulley-Idler
21	98-9740	1	Bracket-Fan, Support
22	322-2	4	Screw-HH
23	42-9850	4	Washer-Lock, Spring
24	3234-29	6	Screw-HHF
25	3296-59	1	Nut-Lock, NI

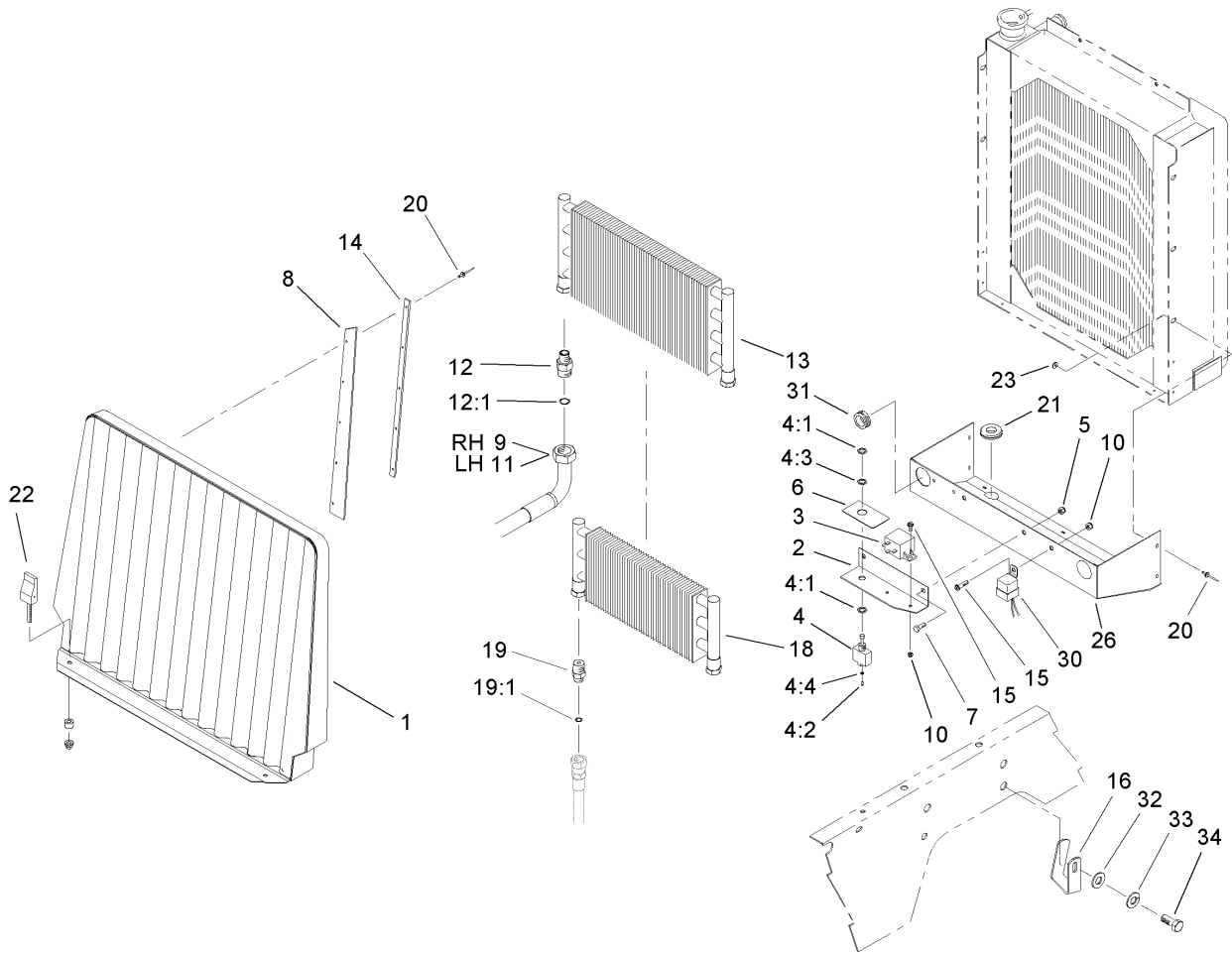
Ref	Part No.	Qty.	Description
26	98-9741	1	Bracket-Mount, Fan
27	98-4561-03	1	Shield-Alternator
28	3296-39	1	Nut-Lock, NI
29	32144-14	2	Screw-HWH
30	80-6990	1	Washer-Hardened
31	110-0032	2	Screw-Button Head
32	3234-5	7	Screw-HHF
33	104-8300	4	Nut-Flange, NI
34	98-4547	1	Plate-Mount, Fan



## Radiator Assembly

Ref	Part No.	Qty.	Description
1	3253-4	4	Washer-Lock
2	322-5	4	Screw-HH
3	3256-23	4	Washer-Flat
4	98-9317-03	1	Support-Radiator
5	93-0005	1	Strip-Foam, Radiator Top
6	98-4507	1	Radiator
7	66-3240	1	Cap-Radiator
8	92-2379	1	Clamp-Hose
9	110-4108	1	Hose-Fuel
10	104-8300	4	Nut-Flange, NI
11	98-4571	1	Shroud-Fan
12	3290-55	2	Rivet-Pop
13	98-9335	1	Plate-Warning, Fan
15	321-4	2	Screw-HH
16	2412-34	4	Clamp-Hose
17	98-4511	1	Hose-Radiator, Upper
18	98-4508	1	Hose-Radiator, Lower
19	66-3180	1	Tube-Vent
20	32128-20	6	Nut-HF
21	2412-103	1	Clamp
22	304-46	1	Draincock
23	2412-98	1	Clamp
25	106-5976	1	Decal-Warning
26	3290-379	1	Tie-Cable

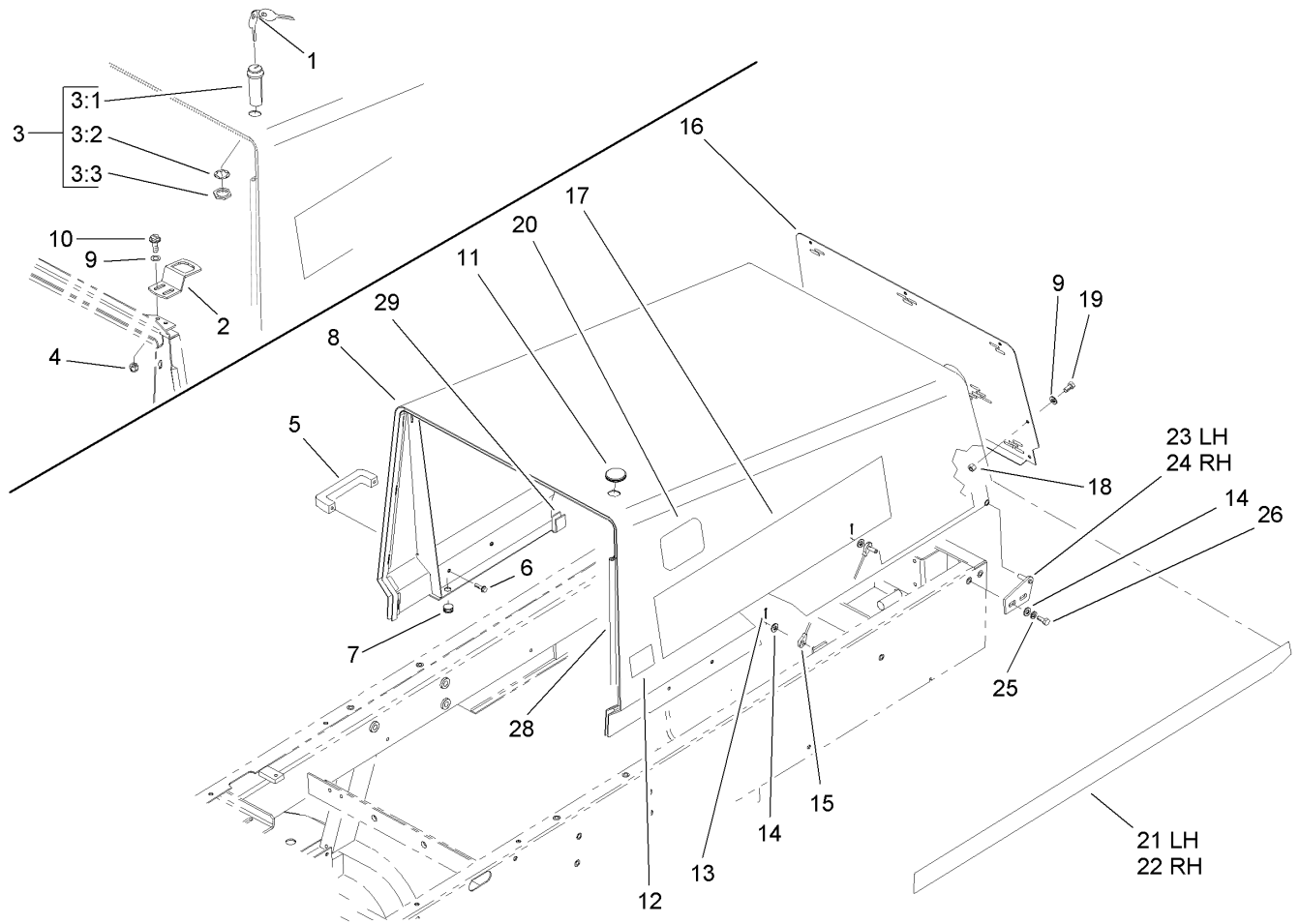
Ref	Part No.	Qty.	Description
27	3234-5	6	Screw-HHF
28	99-6991	1	LH Cooler Mount ASM
28:2	75-0930	4	Hook-Mount, Cooler
28:3	3269-15	8	Rivet
29	99-6994	1	RH Cooler Mount ASM
29:2	75-0930	4	Hook-Mount, Cooler
29:3	3269-15	8	Rivet
30	104-1448	1	Hoop-Driveline
31	3256-55	4	Washer-Flat
32	321-6	2	Screw-HH



## Oil Cooler and Radiator Assembly

Ref	Part No.	Qty.	Description
1	93-0032-03	1	Housing-Screen, Front
2	75-3390-03	1	Bracket-Backlap
3	66-8800	1	Relay
4	99-8352	1	Switch-Backlap, Master
4:1	218-498	2	Locknut
4:2	218-588	3	Screw
4:3	218-589	1	Washer
4:4	3253-19	3	Washer-Lock
5	3296-29	2	Nut-Lock, NI
6	93-6684	1	Decal-Backlap
7	322-2	2	Screw-HH
8	93-3623	2	Strip-Sealing, Radiator
9	93-0077	1	Hose ASM
10	3296-42	3	Nut-Lock, NI
11	93-0078	1	Hose ASM
12	92-4999	2	Fitting
12:1	237-65	1	O-Ring
13	75-1040	1	Cooler-Oil
14	93-3624-03	2	Plate-Retaining
15	321-4	3	Screw-HH
16	98-3928	2	Clamp-Hose
18	24-0760	1	Cooler ASM
19	340-124	2	Adapter
19:1	237-22	1	O-Ring

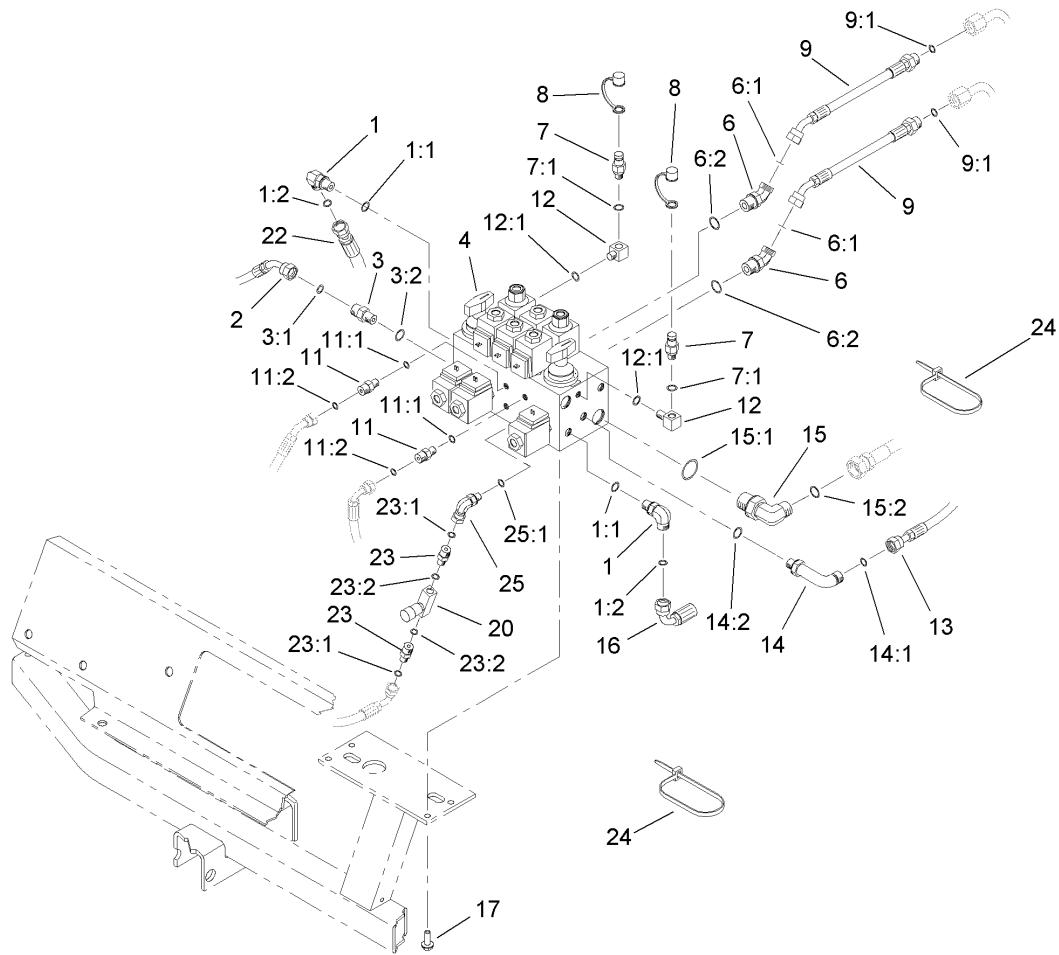
Ref	Part No.	Qty.	Description
20	3269-13	15	Rivet-Pop
21	100-3815	2	Grommet-Rubber
22	93-1374	2	Latch-Swell
23	3269-10	5	Washer-Back
26	104-9257-03	1	Shield-Radiator
30	70-1480	1	Relay
31	240-3	2	Grommet-Rubber
32	3256-26	2	Washer-Flat
33	3253-7	2	Washer-Lock
34	325-5	2	Screw-HH



## Hood Assembly

Ref	Part No.	Qty.	Description
1	98-9321	1	Ring-Key
2	98-9316	1	Latch-Hood
3	98-9315	1	Latch-Locking
3:1	99-8350	2	Key-Latch, Locking
3:2		1	Washer-Switch
3:3		1	Nut-Switch
4	3296-16	2	Nut-Lock, NI
5	65-5100	2	Handle-Door
6	46-8091	4	Screw-HWH
7	237-141	2	Grommet-Rubber
8	98-9746	1	Hood ASM
9	3256-1	9	Washer-Flat
10	321-4	2	Screw-HH
11	98-9314	1	Grommet
12	93-7252	1	Decal
13	3272-4	2	Pin-Cotter
14	3256-23	6	Washer-Flat
15	75-0570	1	Cable-Hood
16	98-4573-03	1	Screen-Hood, Rear
17	106-7062	2	Decal
18	3296-42	7	Nut-Lock, NI
19	321-39	7	Screw-HH
20	66-6140	2	Decal
21	92-5751	1	Decal-Hood, LH

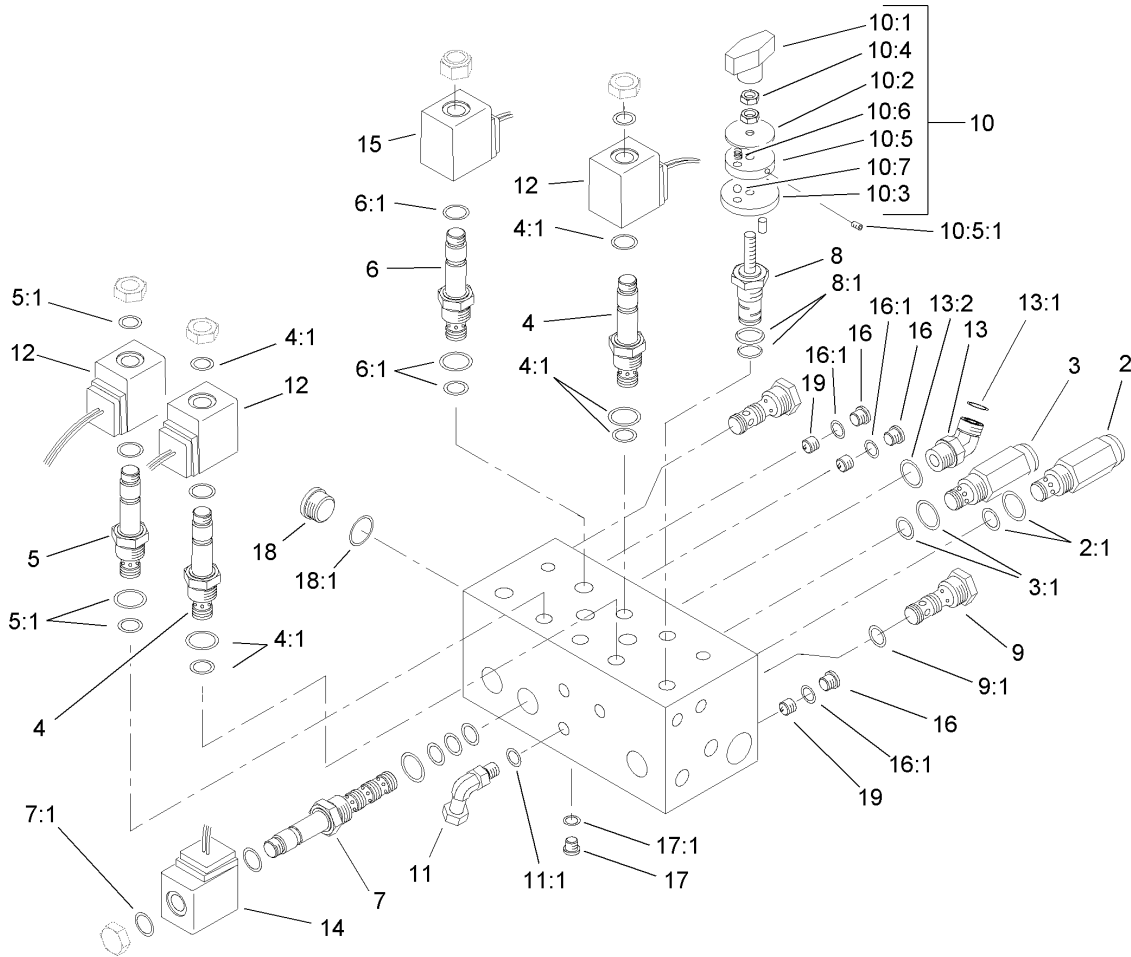
Ref	Part No.	Qty.	Description
22	92-5752	1	Decal-Hood, RH
23	63-6900-01	1	LH Hood Hinge Plate ASM
24	63-6890-01	1	RH Hood Hinge Plate ASM
25	3253-4	4	Washer-Lock
26	322-5	4	Screw-HH
28	93-0081	1	Strip-Seal
29	99-8975	1	Strip-Seal



## Hydraulic Control Block and Hose Assembly

Ref	Part No.	Qty.	Description
1	340-98	2	Fitting-HYD, 90 DEG
1:1	237-79	1	O-Ring
1:2	237-30	1	O-Ring
2	100-3879	1	HYD Hose ASM
3	340-4	1	Fitting-HYD, Straight
3:1	237-30	1	O-Ring
3:2	237-79	1	O-Ring
4	110-0004	1	HYD Manifold ASM
6	340-101	2	Fitting-HYD, 45 DEG
6:1	237-30	1	O-Ring
6:2	237-79	1	O-Ring
7	354-77	2	Fitting-Quick
7:1	237-78	1	O-Ring
8	354-79	2	Cap-Dust
9	86-9190	2	Hose
9:1	237-30	1	O-Ring
11	340-92	2	Fitting-HYD, Straight
11:1	237-78	1	O-Ring
11:2	237-21	1	O-Ring
12	75-6640	2	Fitting-HYD, Special
12:1	237-78	1	O-Ring
13	98-9348	1	HYD Hose ASM
14	98-9781	1	Fitting-HYD, 90 DEG
14:1	237-30	1	O-Ring

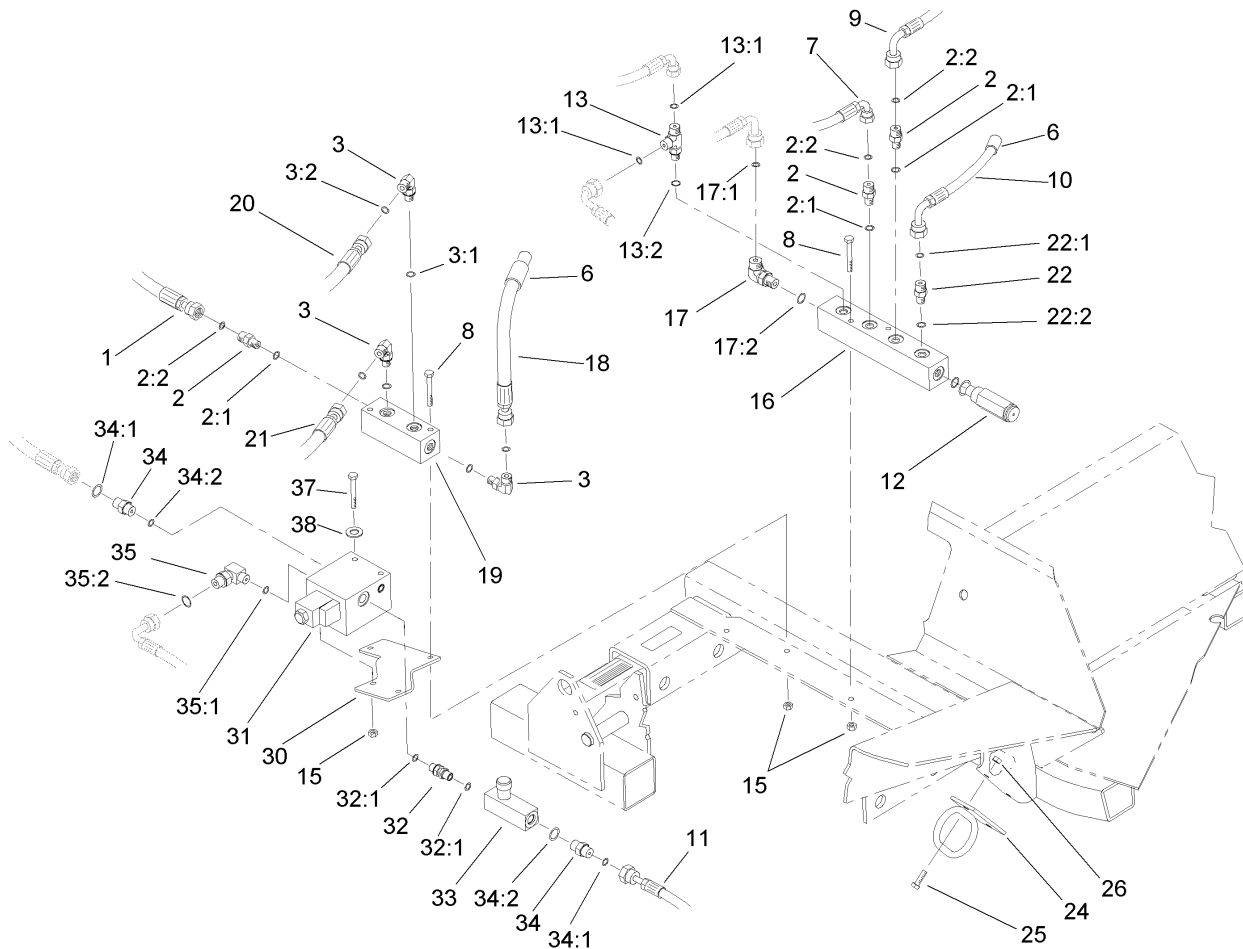
Ref	Part No.	Qty.	Description
14:2	237-79	1	O-Ring
15	340-139	1	Fitting-HYD, 90 DEG
15:1	237-81	1	O-Ring
15:2	237-65	1	O-Ring
16	98-9347	1	HYD Hose ASM
17	3234-14	4	Screw-HHF
20	98-9742	1	Valve-Control, Flow
22	100-3878	1	HYD Hose ASM
23	340-1	2	Adapter
23:1	237-21	1	O-Ring
23:2	237-42	1	O-Ring
24	3290-378	1	Tie-Cable
25	340-143	1	Elbow-Swivel, 90 DEG
25:1	237-78	1	O-Ring



## Hydraulic Manifold Assembly No. 110-0004

Ref	Part No.	Qty.	Description
2	75-2010	1	Cartridge-Relief
2:1	95-5645	1	Seal Kit
3	75-0920	1	Cartridge-Relief
3:1	95-5645	1	Seal Kit
4	94-2685	3	Cartridge-N.C., Spool
4:1	95-5645	1	Seal Kit
5	92-6315	1	Cartridge-Poppet, N.C.
5:1	95-5645	1	Seal Kit
6	110-0001	2	Valve-Cartridge
6:1	105-3334	1	Seal Kit
7	88-6960	3	Cartridge
7:1	95-5642	1	Seal Kit
8	98-9779	2	Cartridge-Flow
8:1	95-5645	1	Seal Kit
9	69-4120	2	Cartridge-Logic
9:1	69-4240	1	Seal Kit
10	94-3660	1	Detent Kit
10:1	94-5020	1	Knob ASM
10:2	94-5025	1	Plate-Locating
10:3	94-5026	1	Plate-Indicator
10:4	3218-1	2	Nut-Jam
10:5	94-5023	1	Plate-Detent
10:5:1	3245-36	1	Screw-Set, HSH
10:6	94-5027	2	Spring

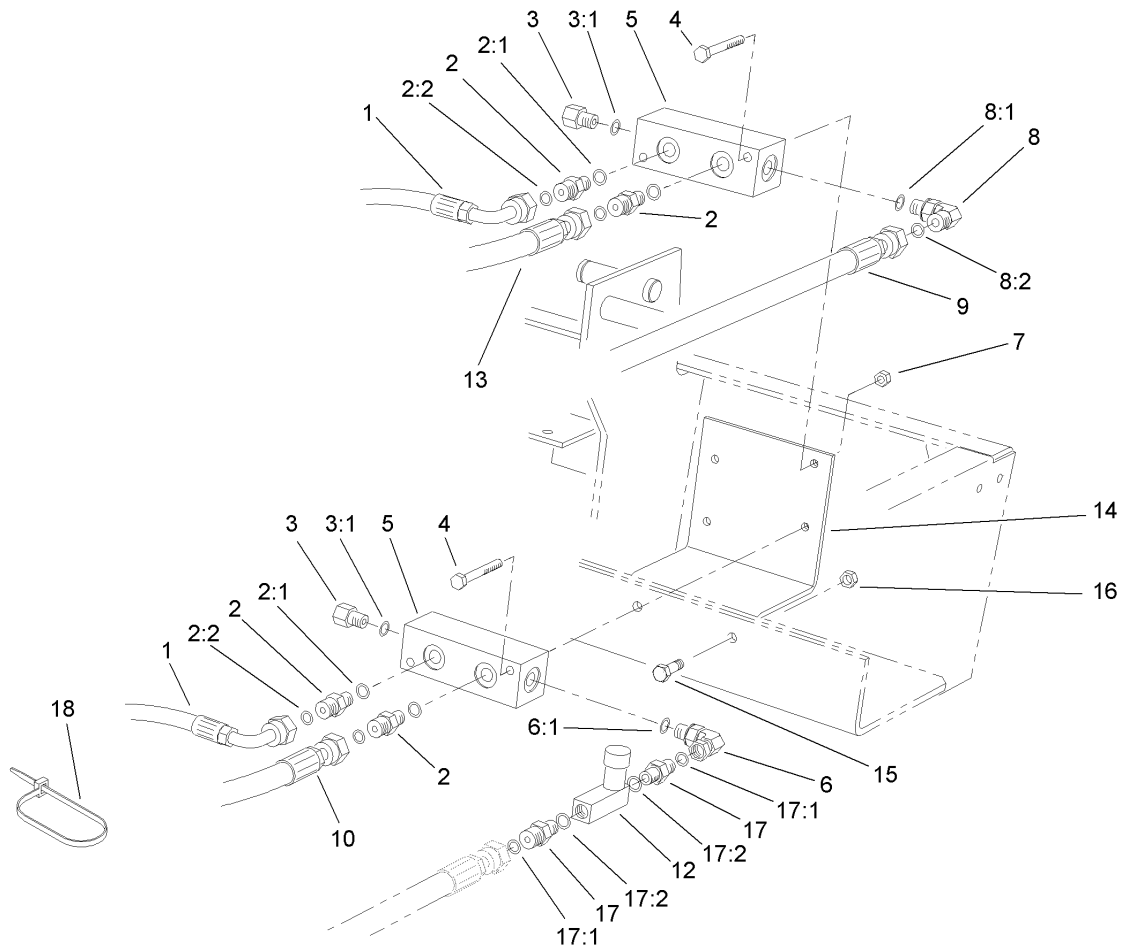
Ref	Part No.	Qty.	Description
10:7	255-13	2	Ball-Steel, Stainless
11	340-143	1	Elbow-Swivel, 90 DEG
11:1	237-78	1	O-Ring
12	88-9190	4	Solenoid Coil Kit
13	340-101	1	Fitting-HYD, 45 DEG
13:1	237-30	1	O-Ring
13:2	237-79	1	O-Ring
14	88-9200	3	Coil-Solenoid
15	110-0002	2	Solenoid Coil ASM
16	106-1025	4	Plug-Leak, Zero
16:1	237-78	1	O-Ring
17	106-1026	1	Plug-Leak, Zero
17:1	237-42	1	O-Ring
18	106-1028	1	Plug-Leak, Zero
18:1	237-80	1	O-Ring
19	106-9084	2	Plug-Orifice



## Front Hydraulic Manifold Assembly

Ref	Part No.	Qty.	Description
1	98-4584	1	HYD Hose ASM
2	340-92	3	Fitting-HYD, Straight
2:1	237-78	1	O-Ring
2:2	237-21	1	O-Ring
3	340-132	3	Fitting-HYD, 90 DEG
3:1	237-78	1	O-Ring
3:2	237-21	1	O-Ring
6	38-3400	2	Guard-Rubber
7	75-5910	1	Hose
8	321-18	4	Screw-HH
9	93-0118	1	Hose ASM
10	93-0119	1	Hose ASM
11	99-5643	1	Hose-HYD
12	93-0143	1	Cartridge-Relief
13	340-140	1	Adapter-Tee
13:1	237-21	2	O-Ring
13:2	237-78	1	O-Ring
15	3296-42	6	Nut-Lock, NI
16	93-0139	1	Block-Manifold, 6 Port
17	340-77	1	Fitting-HYD, 90 DEG
17:1	237-22	1	O-Ring
17:2	237-42	1	O-Ring
18	92-9096	1	Hose
19	75-1180	1	Block-Manifold, 4 Port

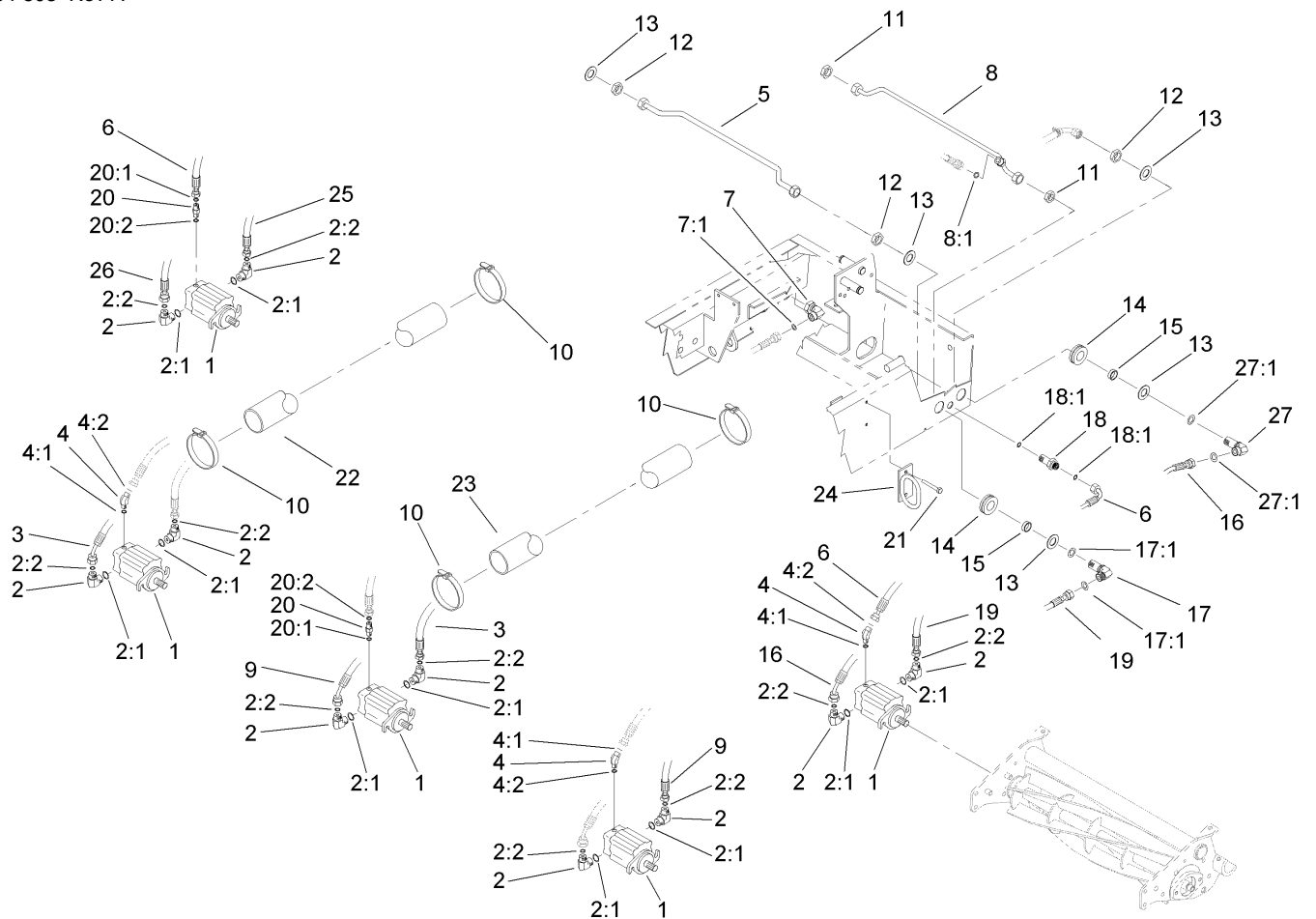
Ref	Part No.	Qty.	Description
20	98-4587	1	HYD Hose ASM
21	104-9323	1	HYD Hose ASM
22	340-2	1	Fitting-HYD, Straight
22:1	237-22	1	O-Ring
22:2	237-42	1	O-Ring
24	104-0028	2	Guide-Hose
25	322-5	4	Screw-HH
26	3296-29	4	Nut-Lock, NI
30	105-7510	1	Bracket-Mounting
31	105-3303	1	Flow Divider Valve ASM
32	99-5644	1	Fitting-Sae
32:1	237-42	2	O-Ring
33	98-9742	1	Valve-Control, Flow
34	340-1	2	Adapter
34:1	237-21	1	O-Ring
34:2	237-42	1	O-Ring
35	340-82	1	Adapter
35:1	237-42	1	O-Ring
35:2	237-21	1	O-Ring
37	321-23	2	Screw-HH
38	3256-2	2	Washer-Flat



## Rear Hydraulic Manifold Assembly

Ref	Part No.	Qty.	Description
1	75-6180	2	Hose
2	340-92	4	Fitting-HYD, Straight
2:1	237-78	1	O-Ring
2:2	237-21	1	O-Ring
3	353-512	2	Plug
3:1	237-78	1	O-Ring
4	321-11	4	Screw-HH
5	75-1180	2	Block-Manifold, 4 Port
6	340-143	1	Elbow-Swivel, 90 DEG
6:1	237-78	1	O-Ring
7	32128-33	4	Nut-HF
8	340-132	1	Fitting-HYD, 90 DEG
8:1	237-78	1	O-Ring
8:2	237-21	1	O-Ring
9	93-0118	1	Hose ASM
10	75-6080	1	Hose
12	98-9742	1	Valve-Control, Flow
13	75-6070	1	Hose
14	94-4920-03	1	Plate-Mounting, Valve
15	322-5	2	Screw-HH
16	32128-20	2	Nut-HF
17	340-1	2	Adapter
17:1	237-21	1	O-Ring
17:2	237-42	1	O-Ring

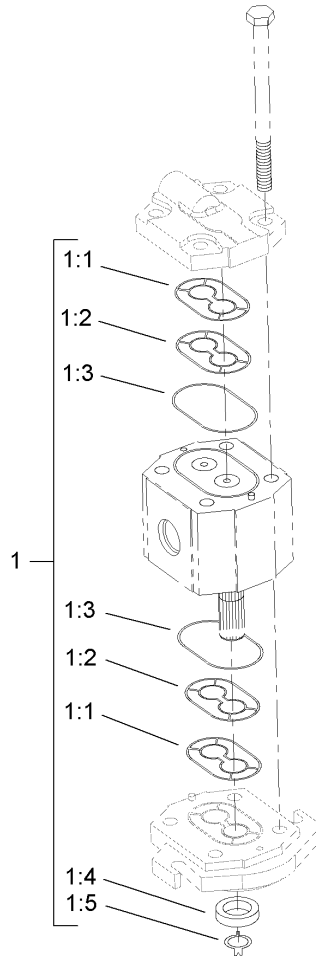
Ref	Part No.	Qty.	Description
18	3290-378	1	Tie-Cable



## Reel Motor Assembly

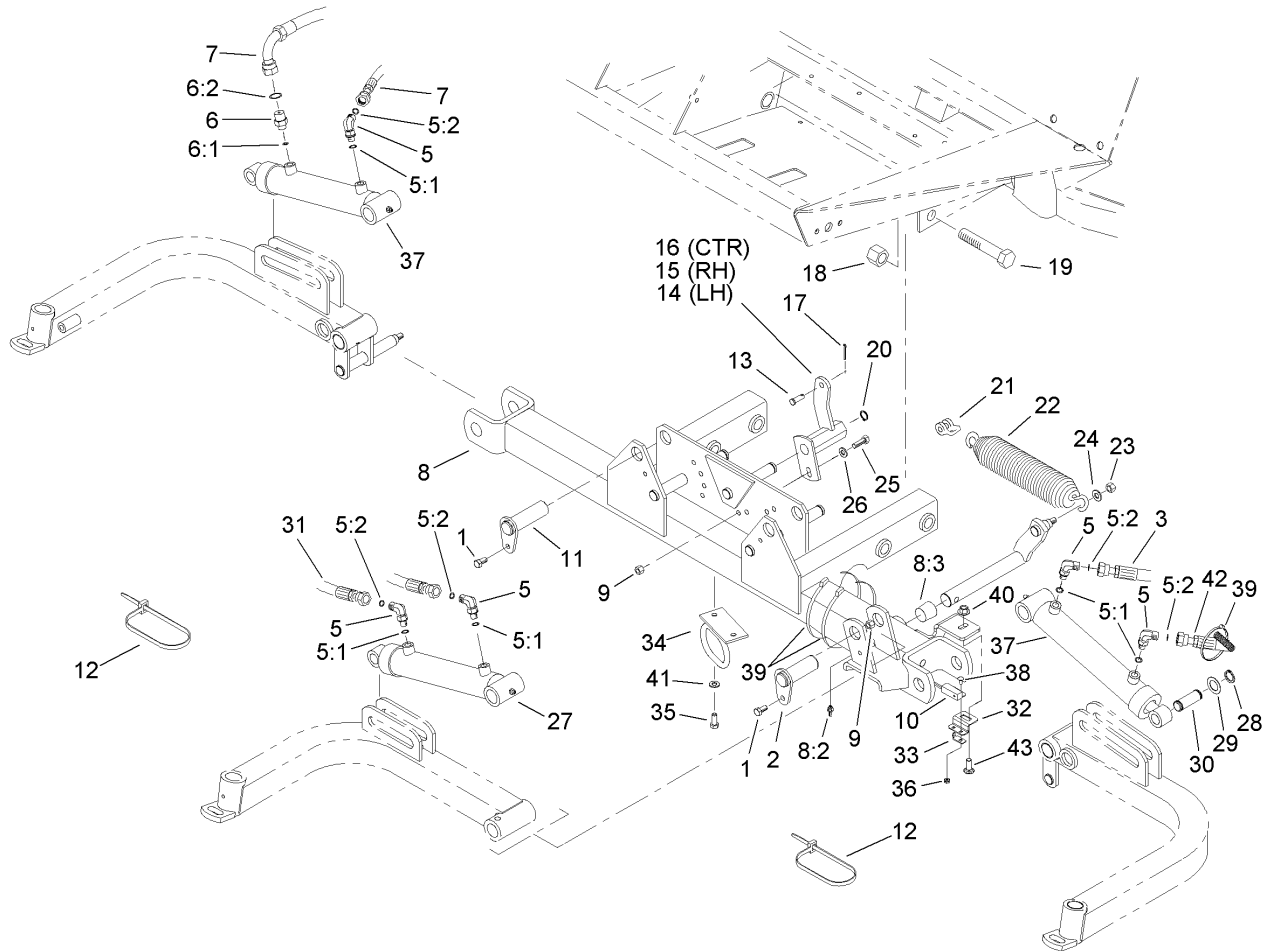
Ref	Part No.	Qty.	Description
1	100-6426	5	HYD Motor ASM
2	340-98	10	Fitting-HYD, 90 DEG
2:1	237-79	1	O-Ring
2:2	237-30	1	O-Ring
3	104-9322	1	HYD Hose ASM
4	340-103	3	Fitting-HYD, 45 DEG
4:1	237-78	1	O-Ring
4:2	237-21	1	O-Ring
5	94-4918	1	Tube ASM
6	98-4583	2	HYD Hose ASM
7	94-6031	1	Fitting-HYD
7:1	237-30	1	O-Ring
8	100-3714	1	Drain Tube ASM
8:1	237-21	1	O-Ring
9	104-9321	1	HYD Hose ASM
10	3290-379	10	Tie-Cable
11	340-70	2	Nut-Lock
12	340-127	4	Nut-Bulkhead
13	69-8930	8	Washer
14	240-5	4	Grommet
15	69-8960	4	Spacer
16	100-3876	1	HYD Hose ASM
17	93-9151	3	Fitting-HYD
17:1	237-30	2	O-Ring

Ref	Part No.	Qty.	Description
18	340-71	2	Fitting-Straight, Bulkhead
18:1	237-22	2	O-Ring
19	100-3877	1	HYD Hose ASM
20	340-92	2	Fitting-HYD, Straight
20:1	237-78	1	O-Ring
20:2	237-21	1	O-Ring
21	32104-32	4	Screw-HH
22	99-5648	4	Sleeve-Protective
23	99-5617	1	Sleeve-Protective
24	104-0028	2	Guide-Hose
25	104-0057	1	HYD Hose ASM
26	104-0069	1	HYD Hose ASM
27	100-3713	1	Fitting-HYD, 90 DEG
27:1	237-30	2	O-Ring



## Hydraulic Motor Assembly No. 100-6426

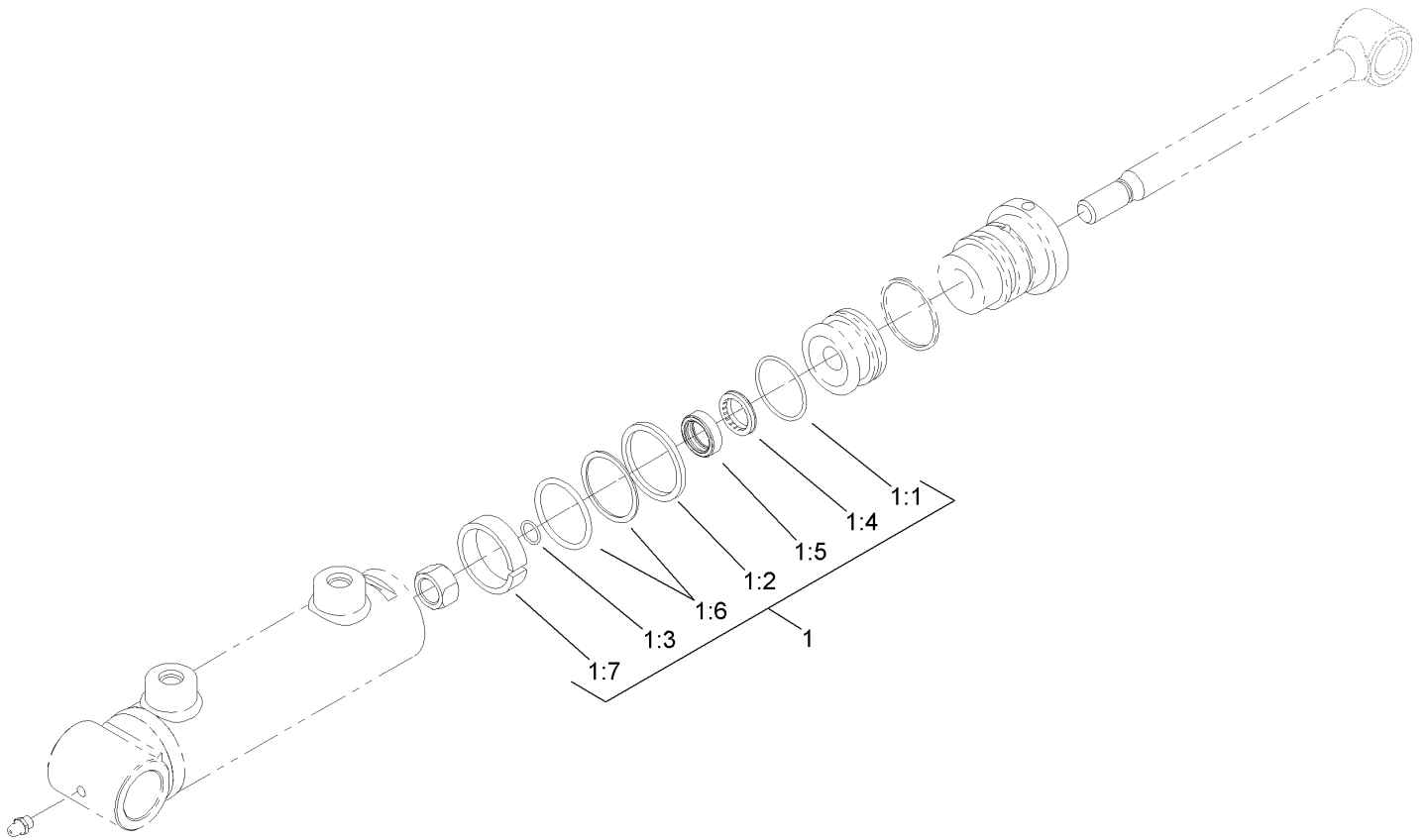
Ref	Part No.	Qty.	Description			
1	105-9758	1	Seal Kit			
②1:1		2	Seal-Extrusion, Anti			
②1:2		2	Seal-Pressure			
②1:3		2	O-Ring			
②1:4		1	Seal-Shaft			
②1:5		1	Washer-Backup			



## Front Lift Circuit Assembly

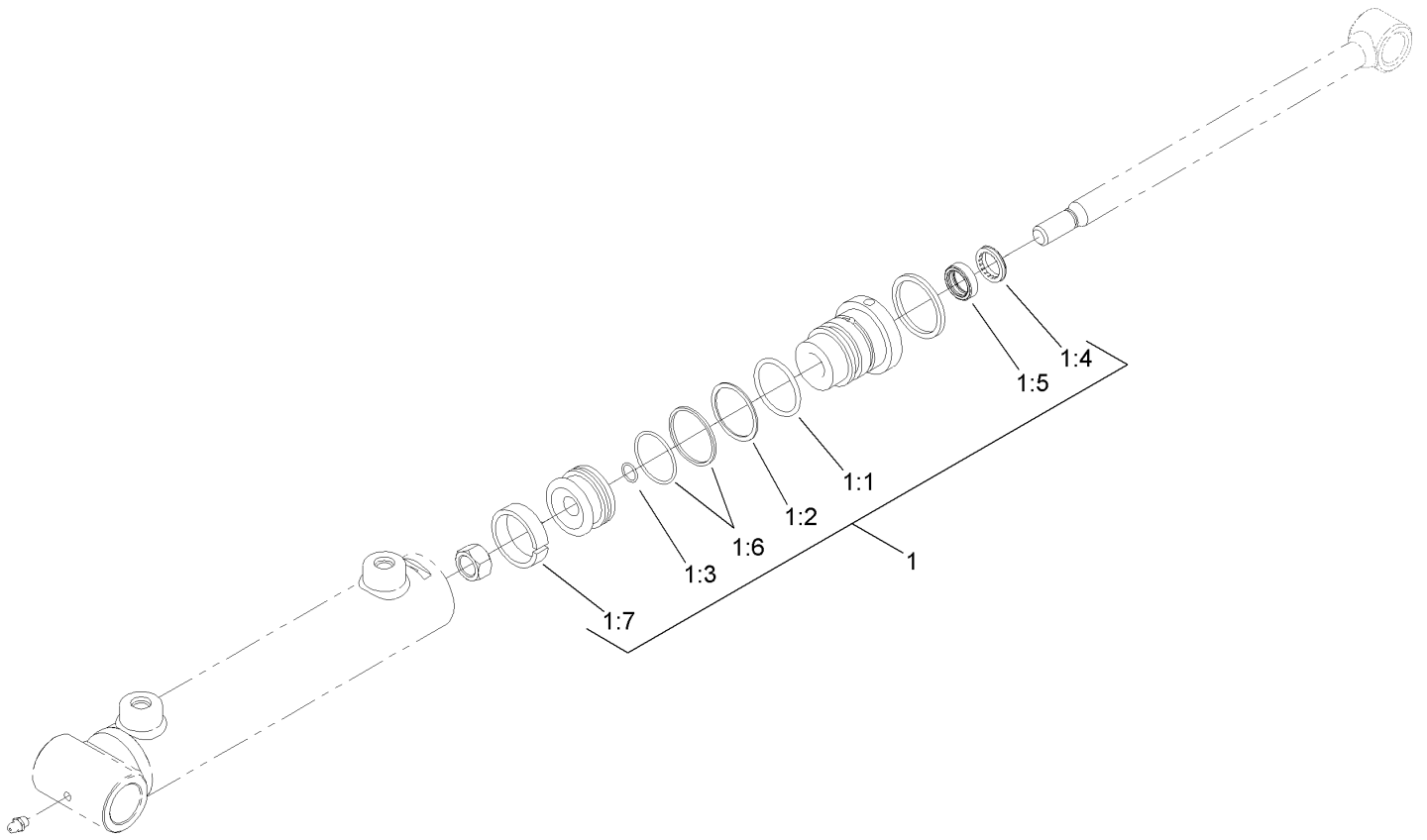
Ref	Part No.	Qty.	Description
1	32144-14	3	Screw-HWH
2	106-9208	1	Short Cylinder Pin ASM
3	99-5643	1	Hose-HYD
5	340-132	5	Fitting-HYD, 90 DEG
5:1	237-78	1	O-Ring
5:2	237-21	1	O-Ring
6	340-92	1	Fitting-HYD, Straight
6:1	237-78	1	O-Ring
6:2	237-21	1	O-Ring
7	99-5641	2	Hose-HYD
8	107-1801	1	Carrier Frame ASM
8:2	302-5	1	Fitting-Grease
8:3	67-1750	2	Bushing
9	3296-29	4	Nut-Lock, NI
10	100-1270	1	Switch-Proximity
11	105-9889	2	Cylinder Pin ASM
12	3290-379	4	Tie-Cable
13	283-6	3	Pin-Clevis
14	75-5220-03	1	Bracket-Spring, LH
15	75-5200-03	1	Bracket-Spring, RH
16	75-5210-03	1	Bracket-Spring, Center
17	3272-10	3	Pin-Cotter
18	3296-51	4	Nut-Lock, NI
19	328-7	4	Screw-HH

Ref	Part No.	Qty.	Description
20	32151-48	3	E-Ring
21	282-4	3	Shackle
22	5-0743-03	3	Spring-Mower
23	3296-44	3	Nut-Lock, NI
24	3256-24	3	Washer-Flat
25	322-5	3	Screw-HH
26	3256-23	3	Washer-Flat
27	108-4436	1	Cylinder-Hydraulic, Lift
28	32120-93	6	Ring-Retaining, EXT
29	3-6498	6	Washer-Thrust
30	104-0046	3	Pin-Slide, Cylinder
31	75-5900	1	Hose
32	106-5958	1	Bracket-Switch
33	100-4872	1	Plate-Switch, Neutral
34	104-0028	1	Guide-Hose
35	322-5	2	Screw-HH
36	32149-7	1	Nut-Keps
37	108-4433	2	Cylinder-Lift, Hydraulic
38	104-1450	1	Bolt-CARR
39	3290-378	3	Tie-Cable
40	32128-43	1	Nut-Flange
41	3253-4	2	Washer-Lock
42	99-5642	1	Hose-HYD
43	3231-22	1	Screw-CARR



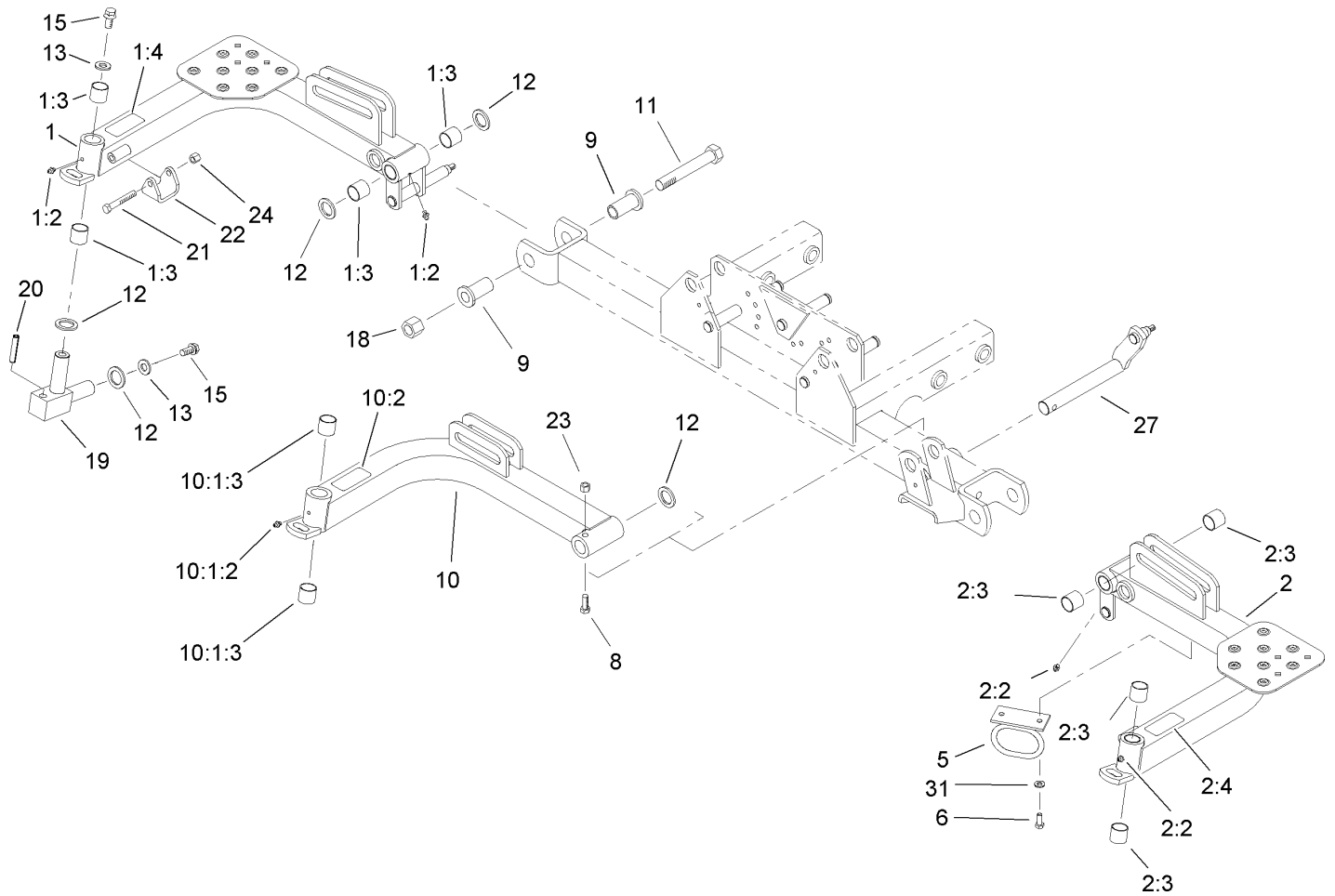
### Hydraulic Cylinder Assembly No. 108-4436

Ref	Part No.	Qty.	Description
1	110-4132	1	Kit-Seal
②1:1		1	O-Ring
②1:2		1	Back-Up Ring
②1:3		1	O-Ring
②1:4		1	Wiper
②1:5		1	Seal ASM
②1:6		1	Seal W/Loader
②1:7		1	Wear Ring



## Hydraulic Cylinder Assembly No. 108-4433

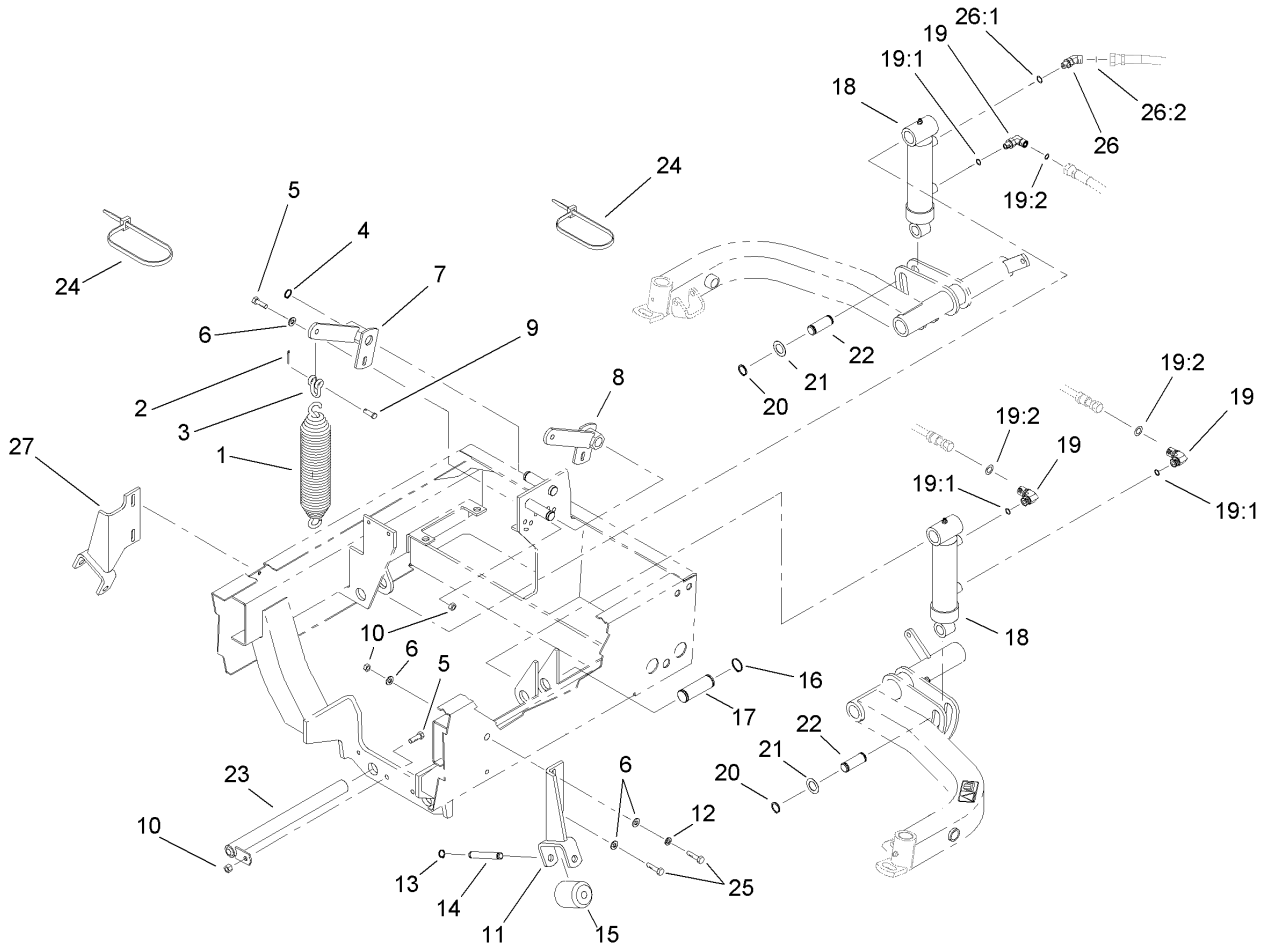
Ref	Part No.	Qty.	Description
1	110-4132	1	Kit-Seal
②1:1		1	O-Ring
②1:2		1	Back-Up Ring
②1:3		1	O-Ring
②1:4		1	Wiper
②1:5		1	Seal ASM
②1:6		1	Seal W/Loader
②1:7		1	Wear Ring



## Front Lift Arm Assembly

Ref	Part No.	Qty.	Description
1	107-8845	1	RH Lift Arm ASM
1:2	302-5	2	Fitting-Grease
1:3	67-1750	4	Bushing
1:4	93-6696	1	Decal-Warning
2	107-1802	1	LH Lift Arm ASM
2:2	302-5	2	Fitting-Grease
2:3	67-1750	4	Bushing
2:4	93-6696	1	Decal-Warning
5	104-0028	2	Guide-Hose
6	322-5	4	Screw-HH
8	323-11	1	Screw-HH
9	84-8320	4	Insert-Hinge
10	104-8602	1	Center Lift Arm ASM
10:1:2	302-5	1	Fitting-Grease
10:1:3	67-1750	2	Bushing
10:2	93-6696	1	Decal-Warning
11	328-12	2	Screw-HH
12	256-115	11	Washer-Thrust
13	3256-6	6	Washer-Flat
15	98-7993	6	Screw-HHF
18	3296-51	2	Nut-Lock, NI
19	110-0009	3	Joint Arm ASM
20	104-9319	3	Pin-Grooved
21	323-12	2	Screw-HH

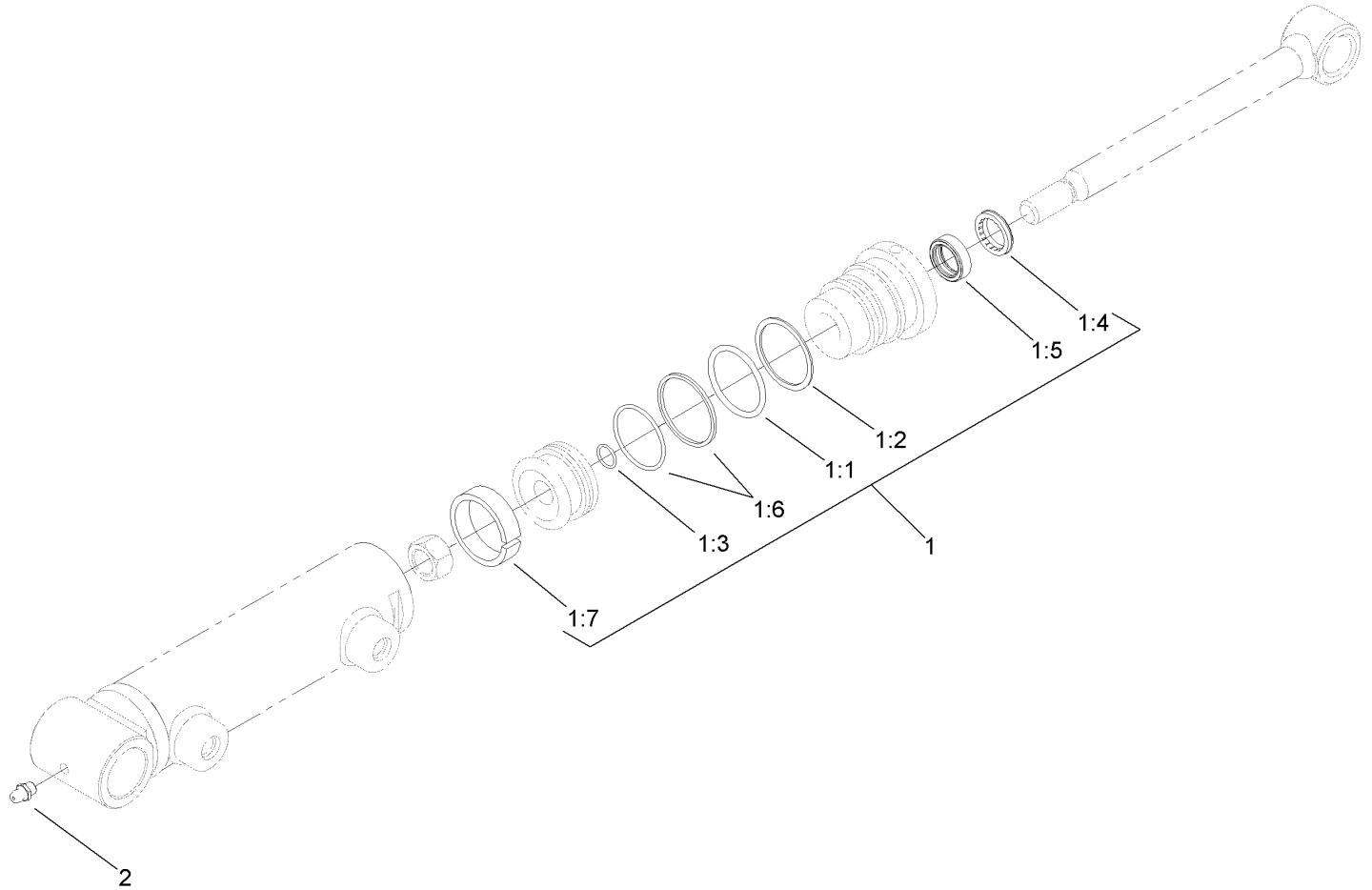
Ref	Part No.	Qty.	Description
22	75-5410	2	Bracket-Arm
23	3296-44	1	Nut-Lock, NI
24	3296-39	2	Nut-Lock, NI
27	75-4550-03	1	Shaft-Lift, Center
31	3253-4	4	Washer-Lock



## Rear Lift Circuit Assembly

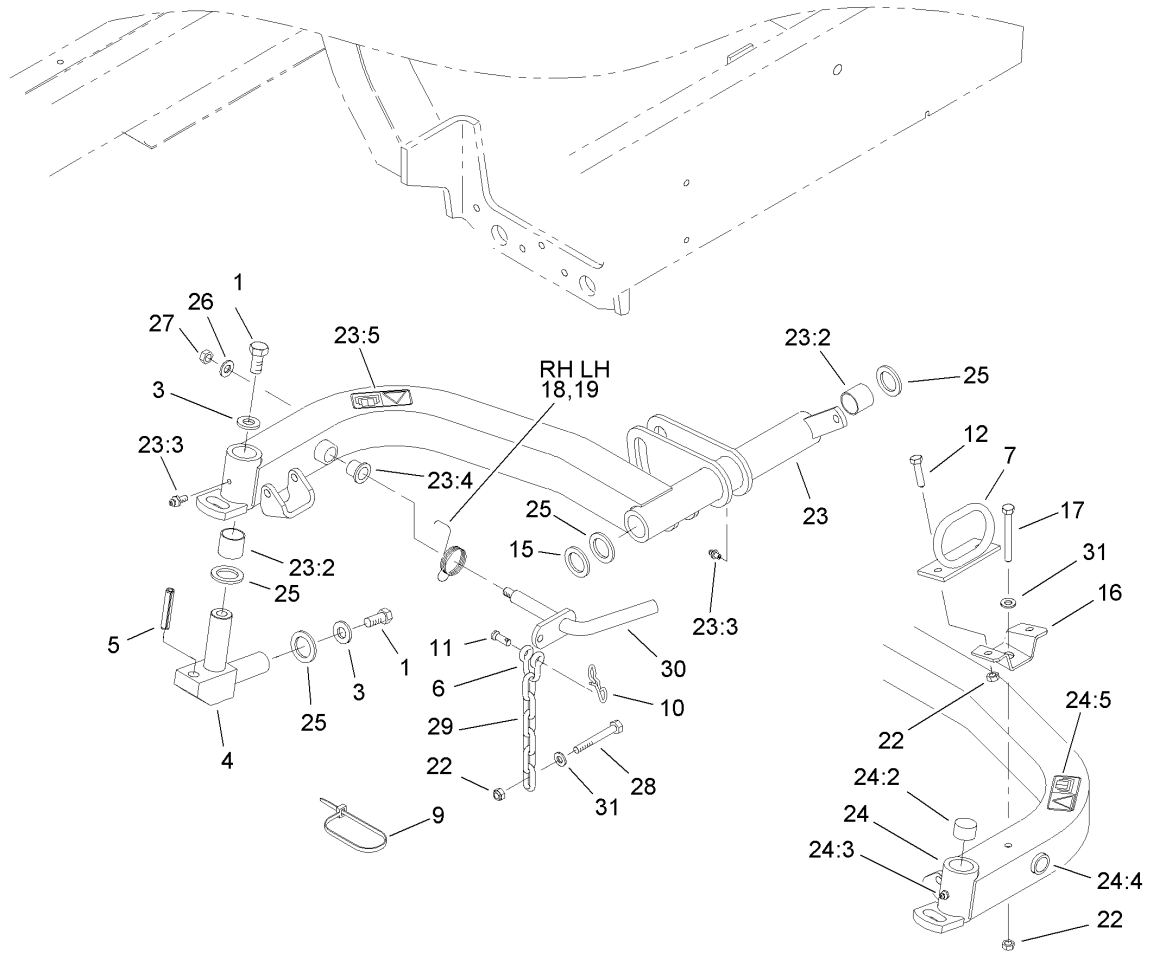
Ref	Part No.	Qty.	Description
1	5-0743-03	2	Spring-Mower
2	3272-10	2	Pin-Cotter
3	282-4	2	Shackle
4	32151-48	2	E-Ring
5	322-5	4	Screw-HH
6	3256-23	9	Washer-Flat
7	98-4548-03	1	Bracket-Spring, RH
8	98-4536-03	1	Bracket-Spring, LH
9	283-6	2	Pin-Clevis
10	3296-29	11	Nut-Lock, NI
11	100-3831-01	1	Bracket-Roller, LH
12	3253-4	2	Washer-Lock
13	32151-61	4	Ring-Retaining
14	75-5400	2	Pin-Roller
15	75-5390	2	Roller
16	32151-36	4	Ring-Retaining
17	75-5360	2	Pin-Cylinder
18	108-4432	2	Cylinder-Hydraulic, Lift
19	340-132	3	Fitting-HYD, 90 DEG
19:1	237-78	1	O-Ring
19:2	237-21	1	O-Ring
20	32120-93	4	Ring-Retaining, EXT
21	3-6498	4	Washer-Thrust
22	104-0046	2	Pin-Slide, Cylinder

Ref	Part No.	Qty.	Description
23	93-0069-03	2	Pin-Rear
24	3290-379	3	Tie-Cable
25	322-6	4	Screw-HH
26	340-103	1	Fitting-HYD, 45 DEG
26:1	237-78	1	O-Ring
26:2	237-21	1	O-Ring
27	100-3829-01	1	Bracket-Roller, RH



### Hydraulic Cylinder Assembly No. 108-4432

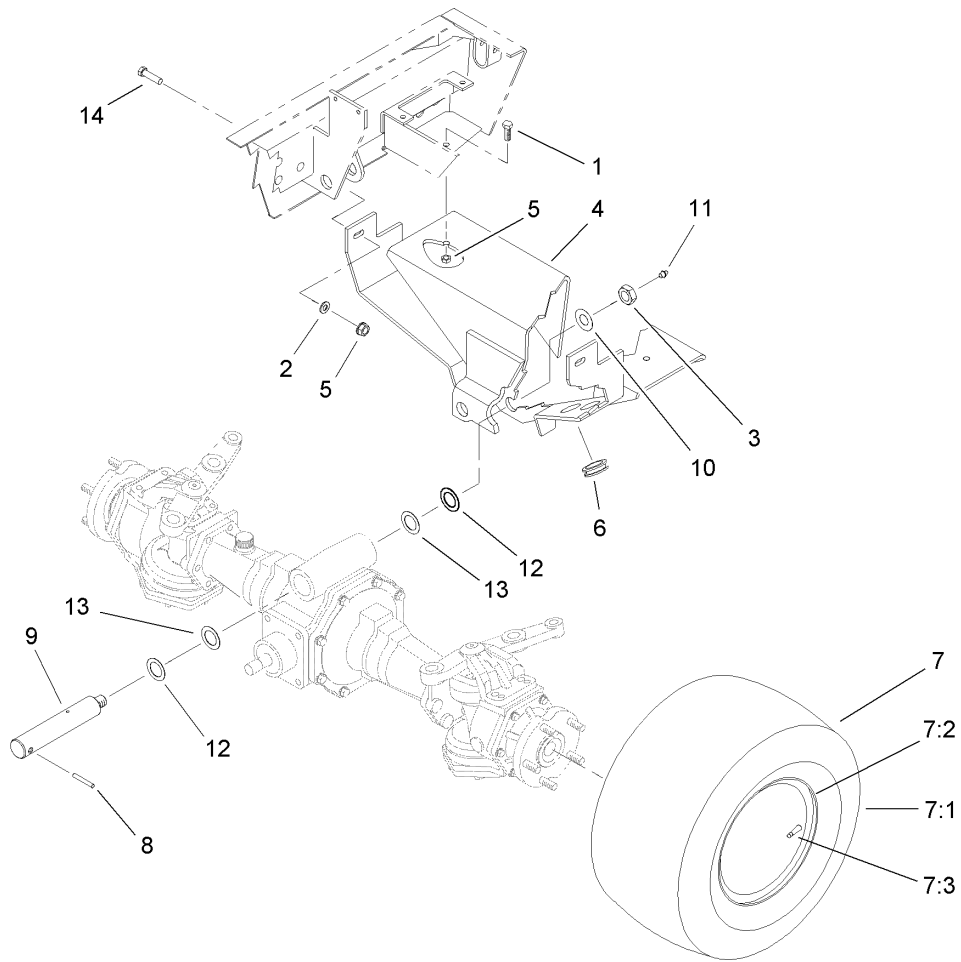
Ref	Part No.	Qty.	Description
1	110-4132	1	Kit-Seal
②1:1		1	O-Ring
②1:2		1	Back-Up Ring
②1:3		1	O-Ring
②1:4		1	Wiper
②1:5		1	Seal ASM
②1:6		1	Seal W/Loader
②1:7		1	Wear Ring
2	302-5	1	Fitting-Grease



## Rear Lift Arm Assembly

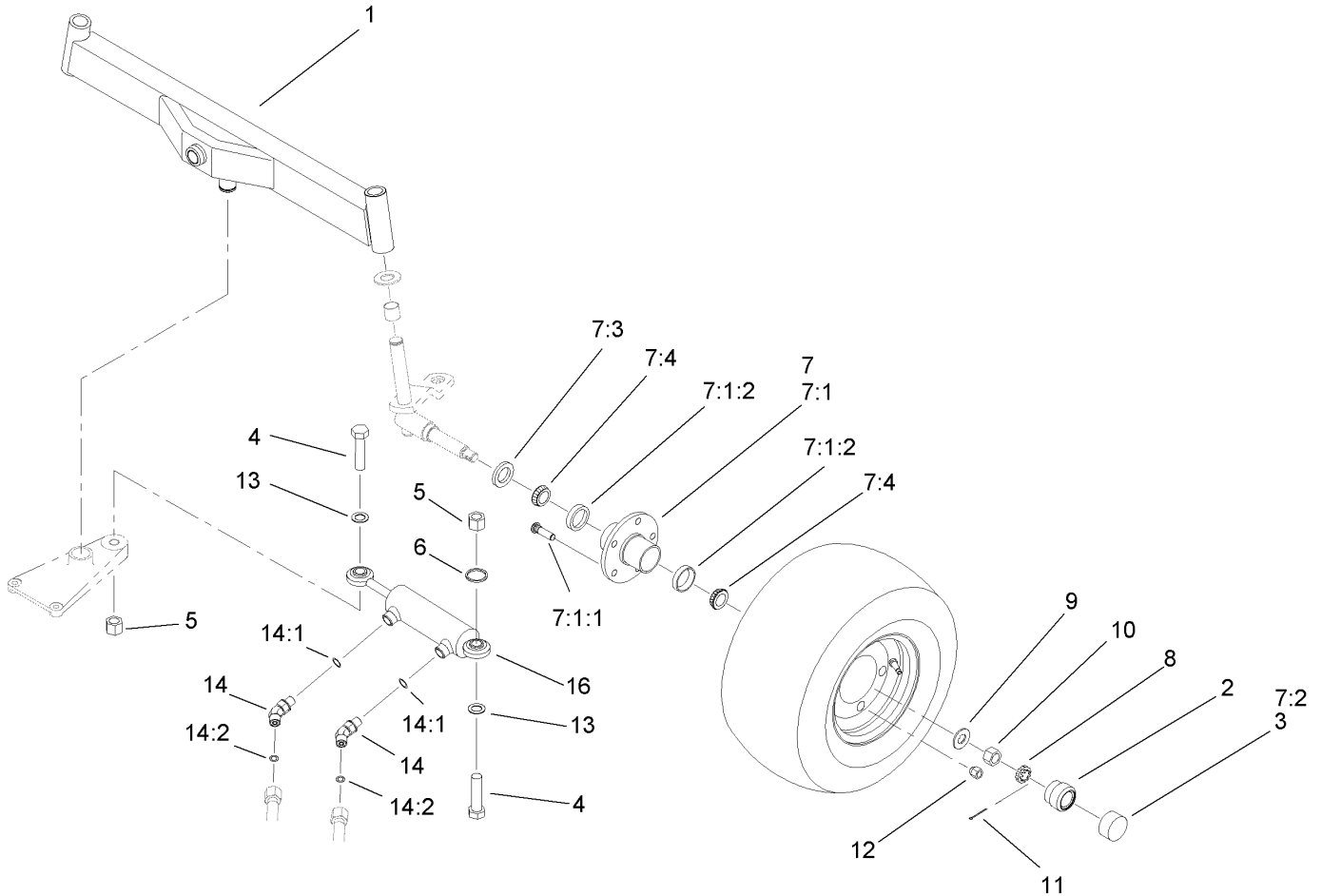
Ref	Part No.	Qty.	Description
1	98-7993	4	Screw-HHF
3	3256-6	4	Washer-Flat
4	110-0009	2	Joint Arm ASM
5	104-9319	2	Pin-Grooved
6	282-4	2	Shackle
7	104-0028	1	Guide-Hose
9	3290-379	1	Tie-Cable
10	105-7512	2	Pin-Tie, Bow
11	283-6	2	Pin-Clevis
12	322-5	2	Screw-HH
15	93-0142	2	Bushing-Straight
16	94-4919-03	1	Bracket-Clamp, Hose
17	322-13	1	Screw-HH
18	75-4520	1	Spring-Torsion, RH
19	75-4530	1	Spring-Torsion, LH
22	3296-29	5	Nut-Lock, NI
23	100-3828	1	RH Rear Lift Arm ASM
23:2	67-1750	4	Bushing
23:3	302-5	2	Fitting-Grease
23:4	256-287	2	Bushing
23:5	93-6696	1	Decal-Warning
24	100-3827	1	LH Rear Lift Arm ASM
24:2	256-287	2	Bushing
24:3	302-5	2	Fitting-Grease

Ref	Part No.	Qty.	Description
24:4	67-1750	4	Bushing
24:5	93-6696	1	Decal-Warning
25	256-115	12	Washer-Thrust
26	3256-24	2	Washer-Flat
27	3296-39	2	Nut-Lock, NI
28	322-12	2	Screw-HH
29	84-2451	2	Chain-Straight, 5 Link
30	100-3834-03	2	Rod-Pivot
31	3256-23	3	Washer-Flat



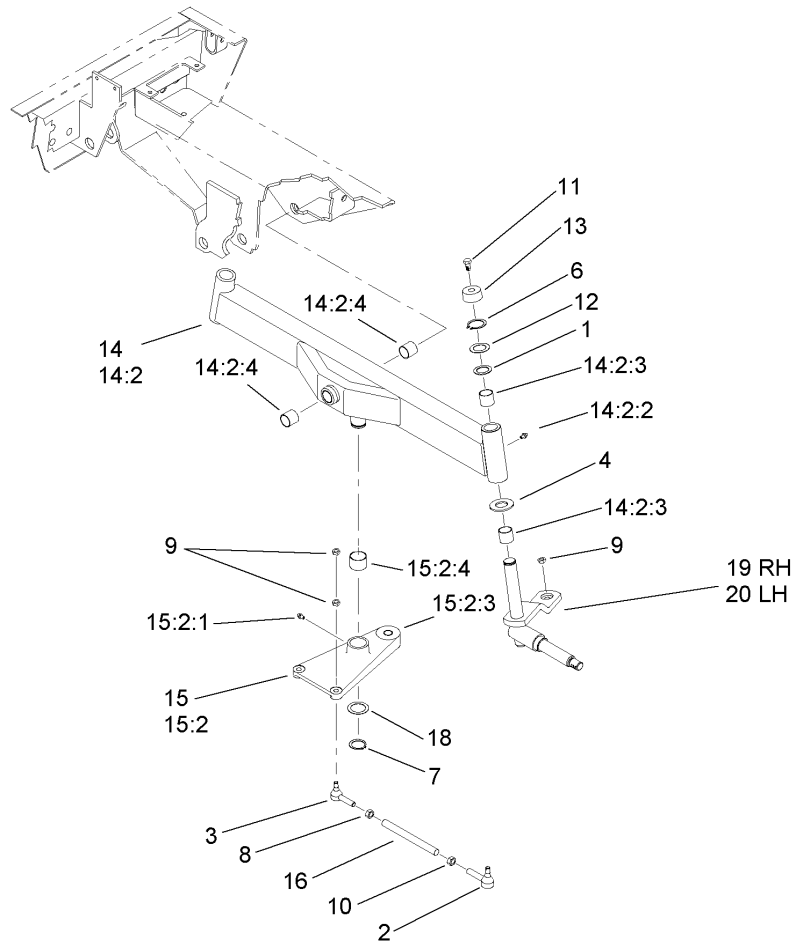
## Rear Axle Support Assembly

Ref	Part No.	Qty.	Description
1	323-7	2	Screw-HH
2	3256-24	2	Washer-Flat
3	32146-20	1	Nut-Jam
4	98-8172-03	1	Support-Axle
5	3296-39	4	Nut-Lock, NI
6	237-165	2	Grommet
7		2	Tire And Wheel ASM
7:1	86-5910	1	Tire
7:2	100-2582	1	Rim
7:3	232-27	1	Stem-Valve
8	32121-32	1	Pin-Roll
9	98-8173	1	Pin-Pivot, Axle
10	71-4540	1	Washer-Thrust
11	302-2	1	Fitting-Grease
12	99-8431	2	Washer-Thrust
13	99-8432	2	Washer-Thrust
14	323-13	2	Screw-HH



## 2 Wheel Drive Axle Assembly

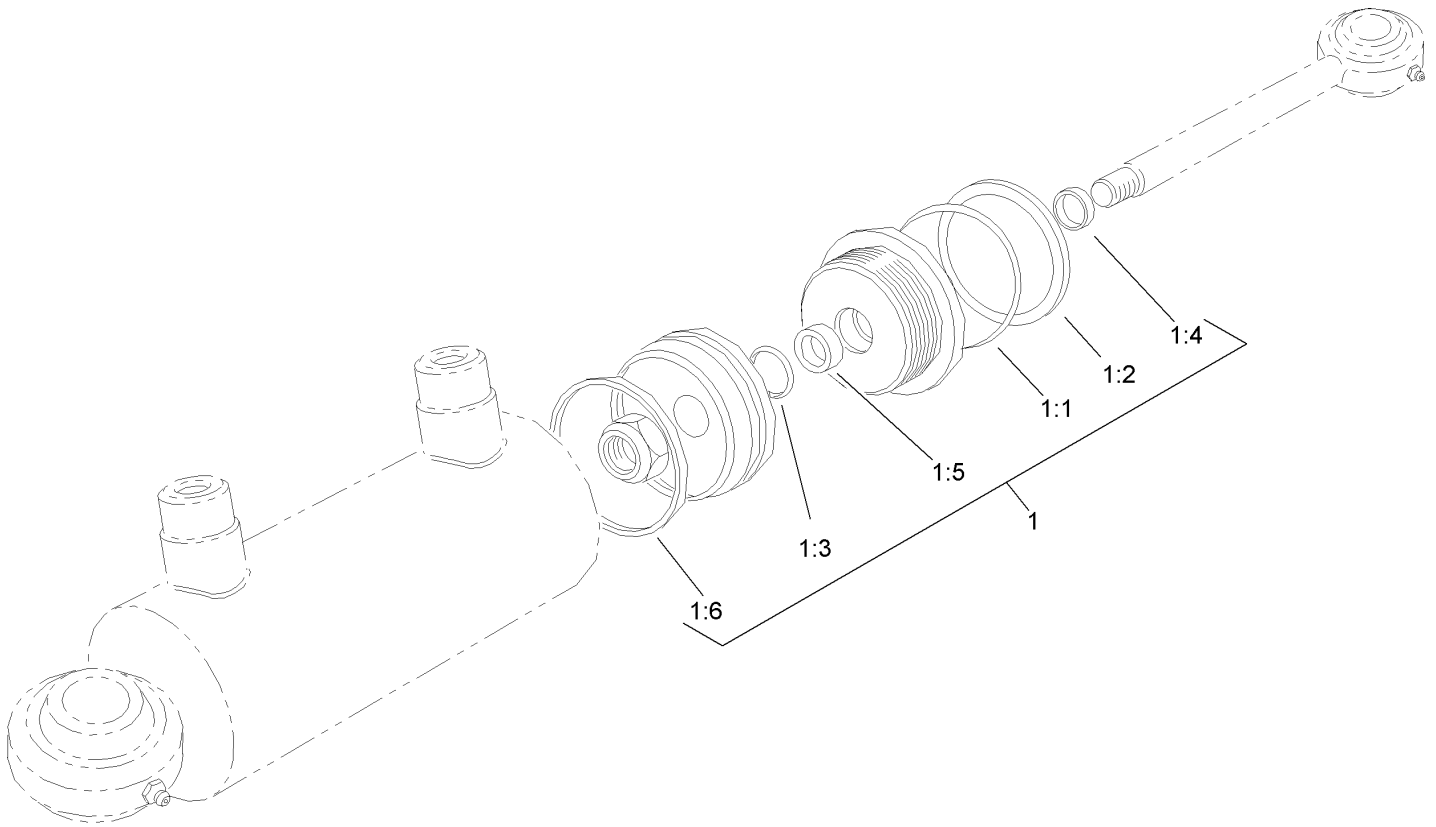
Ref	Part No.	Qty.	Description
②1		1	Rear Axle ASM
2	100-3769	2	Protector-Bearing
3	100-3809	2	Cap-Protector, Bearing
4	328-25	2	Screw-HH
5	32153-6	2	Nut-Lock
6	67-7250	1	Spacer-Ring
②7		2	Hub ASM
7:1	21-2820	1	Hub
7:1:1	10-6830	5	Stud-Type, Drive
7:1:2	254-72	2	Bearing-Cup, Tapered
7:2	241-119	1	Cap-Dust
7:3	253-129	1	Seal
7:4	254-94	2	Bearing-Cone, Tapered
8	93-0307	2	Nut-Lock, Retainer
9	93-0309	4	Washer-Tab
10	3220-7	2	Nut-Jam
11	3272-13	2	Pin-Cotter
12	242-50	10	Nut-Lug
13	67-9410	2	Washer
14	340-103	2	Fitting-HYD, 45 DEG
14:1	237-78	1	O-Ring
14:2	237-21	1	O-Ring
16	110-4130	1	Cylinder-Hydraulic, Steer

## Rear Axle Assembly

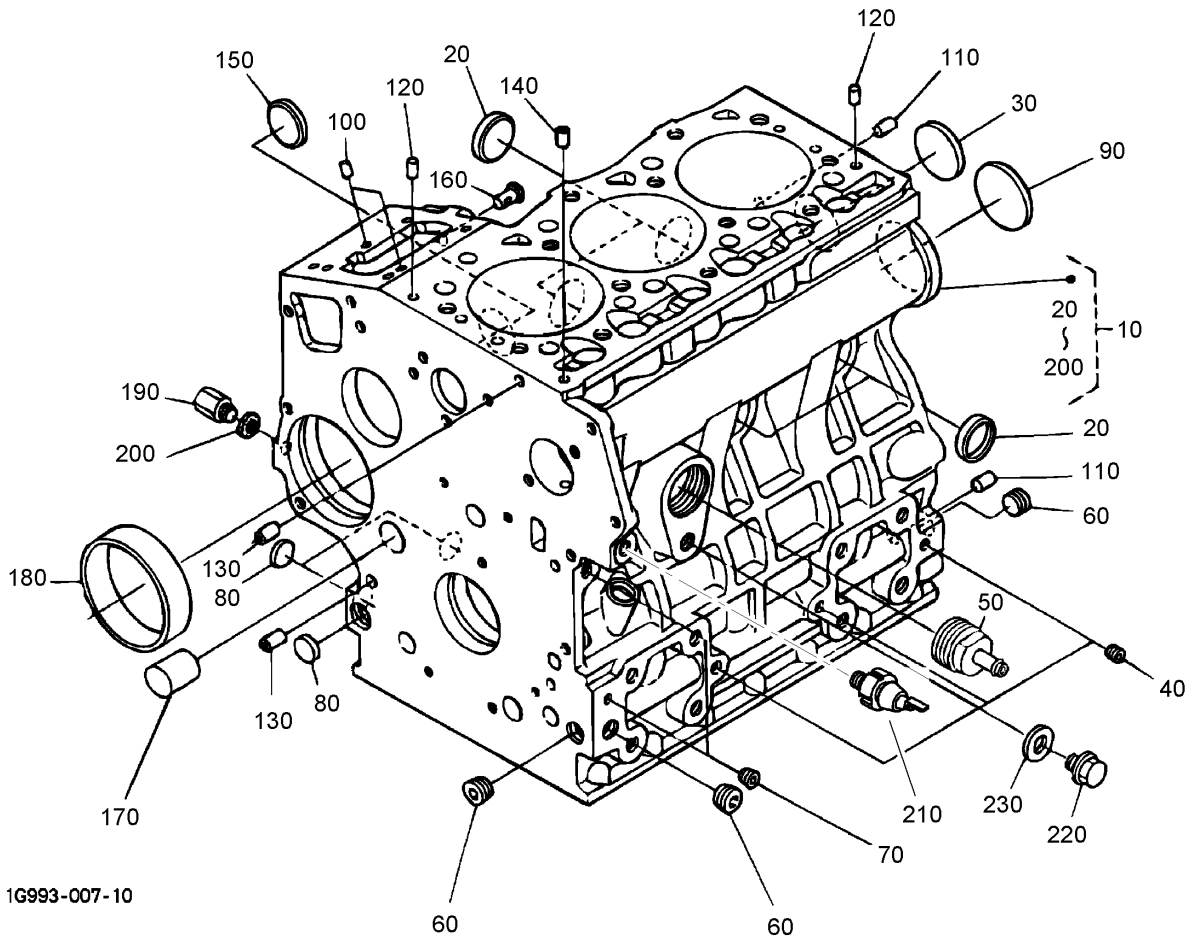
Ref	Part No.	Qty.	Description
1	10-8110	2	Washer-Thrust
2	21-0141	2	RH Ball Joint ASM
3	21-0151	2	LH Ball Joint ASM
4	256-121	2	Washer-Thrust
6	32151-36	2	Ring-Retaining
7	32151-77	1	Ring-Retaining, EXT
8	3220-12	2	Nut-HJ (LH Thread)
9	3220-3	8	Nut-Hex, Jam
10	3220-5	2	Nut-Jam
11	3234-13	2	Screw-HHF
12	5-1226	2	Washer
13	66-2990	2	Cap-Spindle
14	99-6935-03	1	Rear Axle ASM
②14:2		1	Axle-Rear
14:2:2	302-5	2	Fitting-Grease
14:2:3	67-1750	4	Bushing
14:2:4	99-6964	2	Bushing-Axle
15	75-4410-03	1	Pivot Plate ASM
②15:2		1	Pivot Plate ASM
15:2:1	302-5	1	Fitting-Grease
15:2:3	75-2910	1	Plate-Pivot
15:2:4	76-2970	2	Bushing-Straight
16	75-3130-03	2	Rod-Tie
18	76-2980	1	Washer-Thrust

Ref	Part No.	Qty.	Description
19	93-7000-03	1	Spindle-RH
20	93-7001-03	1	Spindle-LH



## Hydraulic Cylinder Assembly No. 110-4130

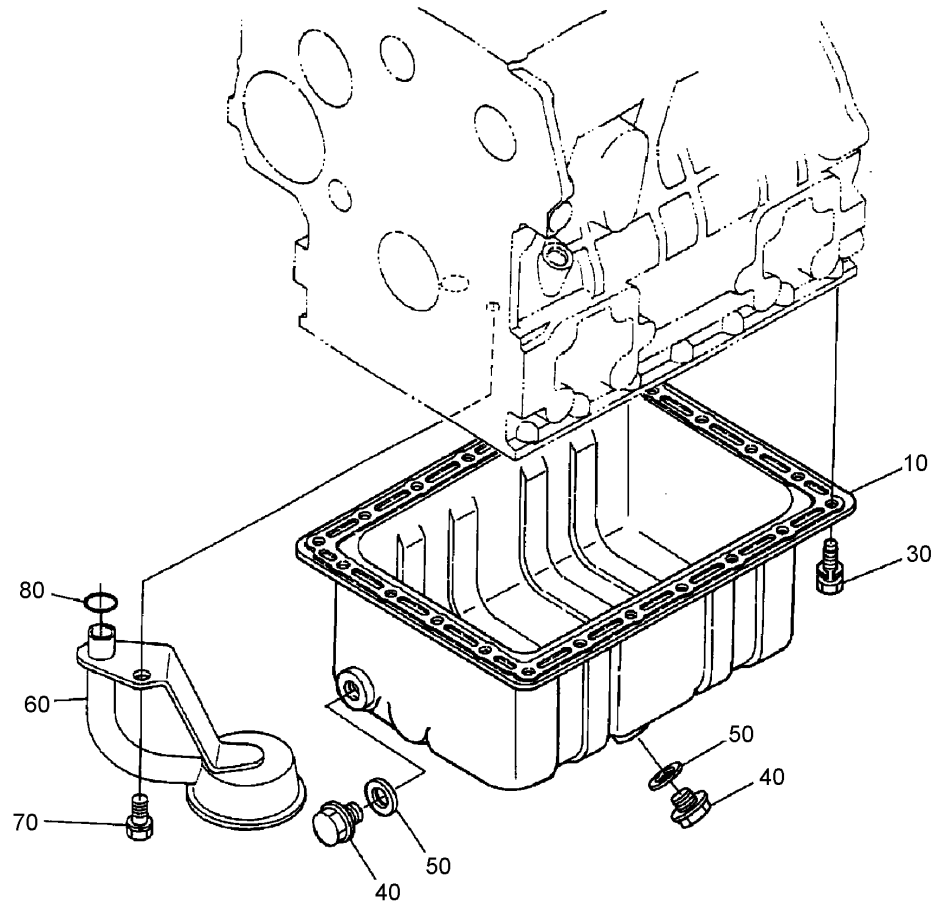
Ref	Part No.	Qty.	Description
1	110-4131	1	Kit-Seal
②1:1		1	O-Ring
②1:2		1	Back-Up Ring
②1:3		1	O-Ring
②1:4		1	Wiper
②1:5		1	Seal ASM
②1:6		1	Seal W/ O-Ring



## Crankcase Assembly

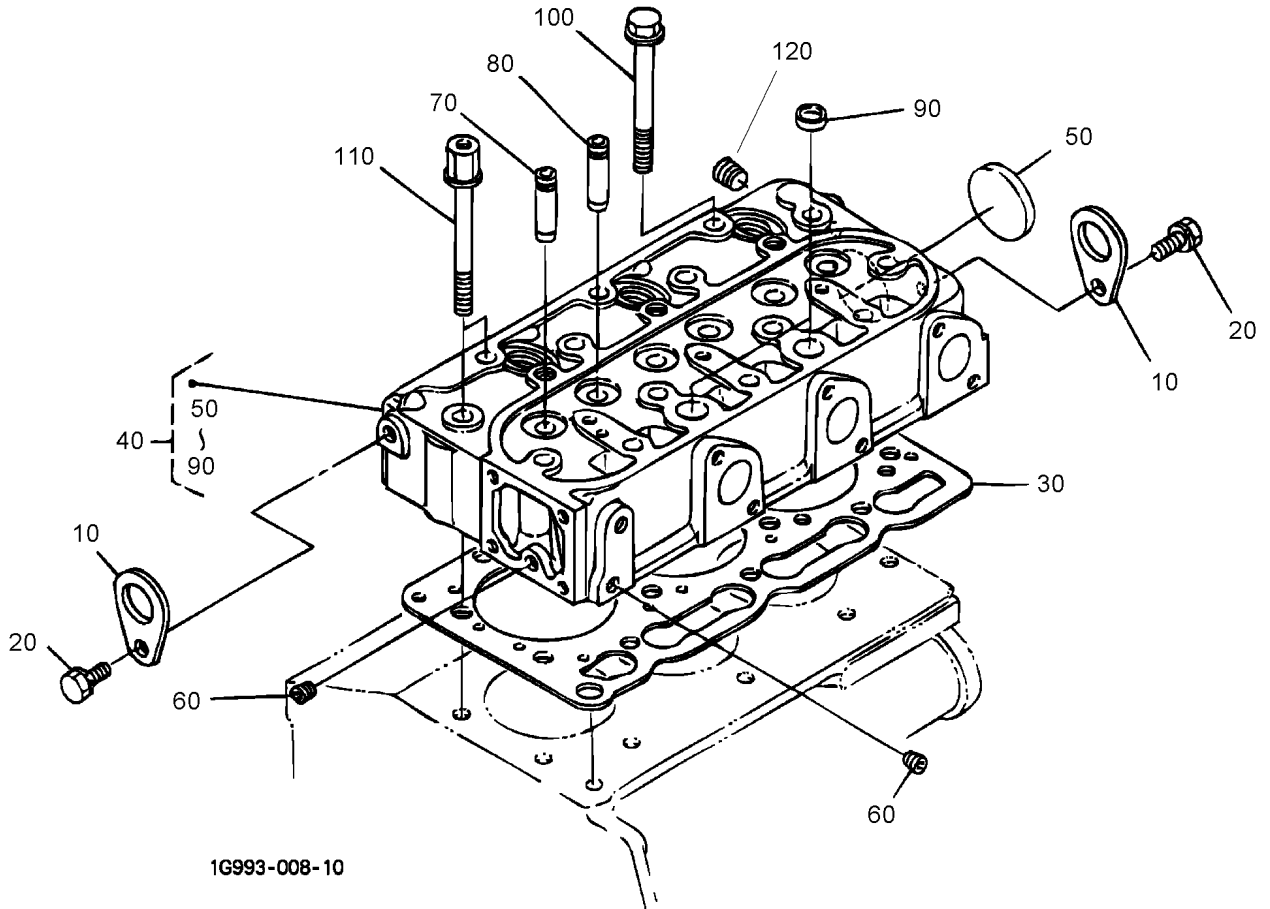
Ref	Part No.	Qty.	Description
10	107-7824	1	Crankcase ASM
20	98-9398	4	Cap-Sealing
30	98-7539	1	Cap-Sealing
40	98-7540	3	Plug
50	99-8347	1	Joint-Pipe, Drain
60	98-9597	3	Plug
70	98-7487	2	Plug
80	98-7489	3	Plug
90	98-9668	1	Plug
100	98-9375	2	Pin-Straight
110	98-9377	2	Pin-Straight
120	105-3795	2	Pin-Straight
130	98-9387	2	Pin-Pipe
140	98-9539	1	Pin-Pipe
150	98-9599	1	Plug
160	98-9630	1	Pin-Spring, Start
170	98-9675	1	Plug
180	98-9656	1	Bushing-Governor, Gear
190	98-7507	1	Plug
200	98-7428	1	Gasket
210	98-9416	1	Switch-Oil
220	99-3447	1	Plug
230	106-7056	1	Gasket

--	--	--	--	--	--	--	--



### Oil Pan Assembly

Ref	Part No.	Qty.	Description
10	98-9685	1	Drain-Oil
30	107-9065	22	Bolt
40	108-6572	2	Plug-Drain
50	98-7524	2	Gasket
60	108-1401	1	Filter-Oil
70	98-7526	1	Bolt
80	105-3776	1	O-Ring



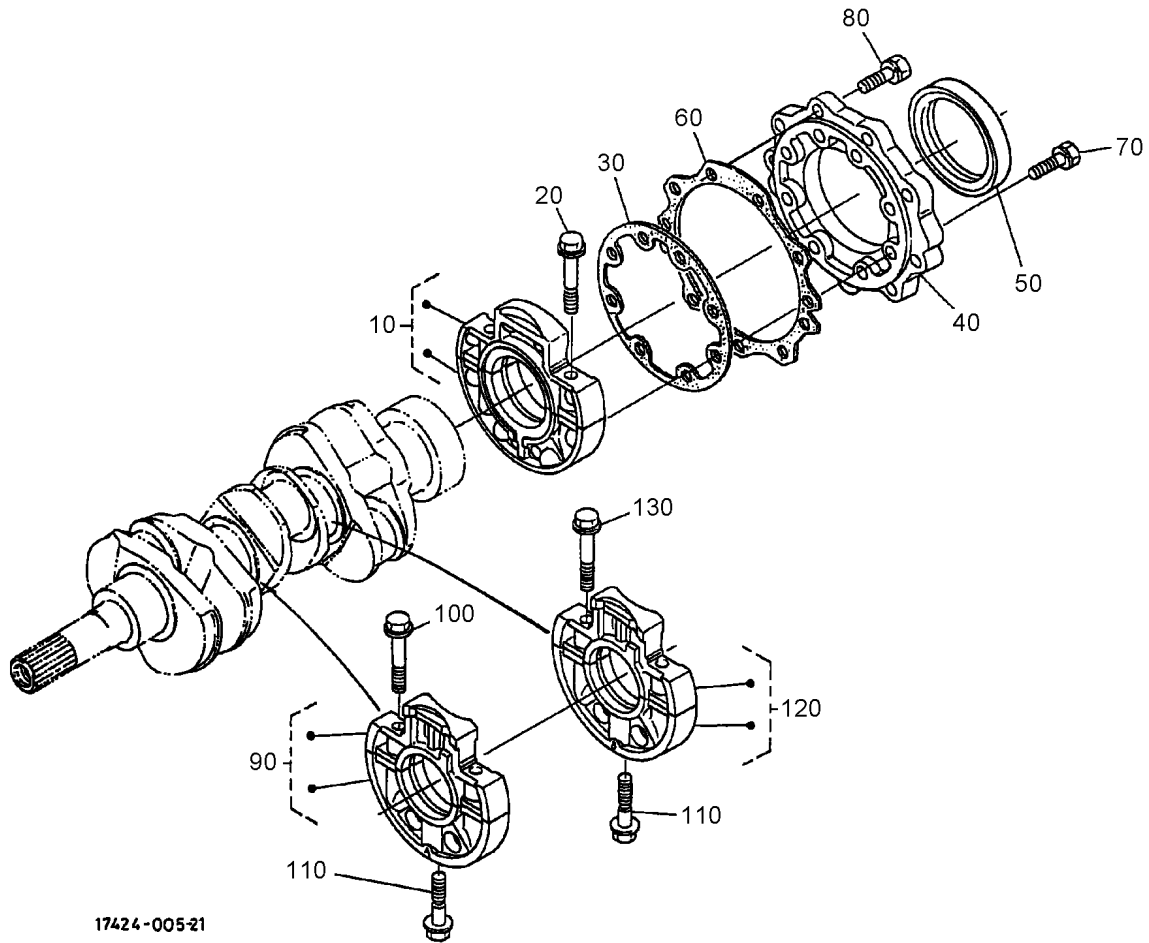
### Cylinder Head Assembly

Ref	Part No.	Qty.	Description
10	98-7531	2	Hook-Engine
20	100-9195	2	Bolt
30	105-3780	1	Gasket-Head, Cylinder
40	107-7823	1	Cylinder Head ASM
50	98-9395	1	Cap-Sealing
60	98-7540	2	Plug
70	107-9066	3	Guide-Valve, Inlet
80	107-9067	3	Guide-Valve, Exhaust
90	98-9389	2	Cap-Sealing
100	98-9479	12	Bolt-Head, Cylinder
110	98-9647	2	Bolt-Head, Cylinder
120	98-9444	1	Plug





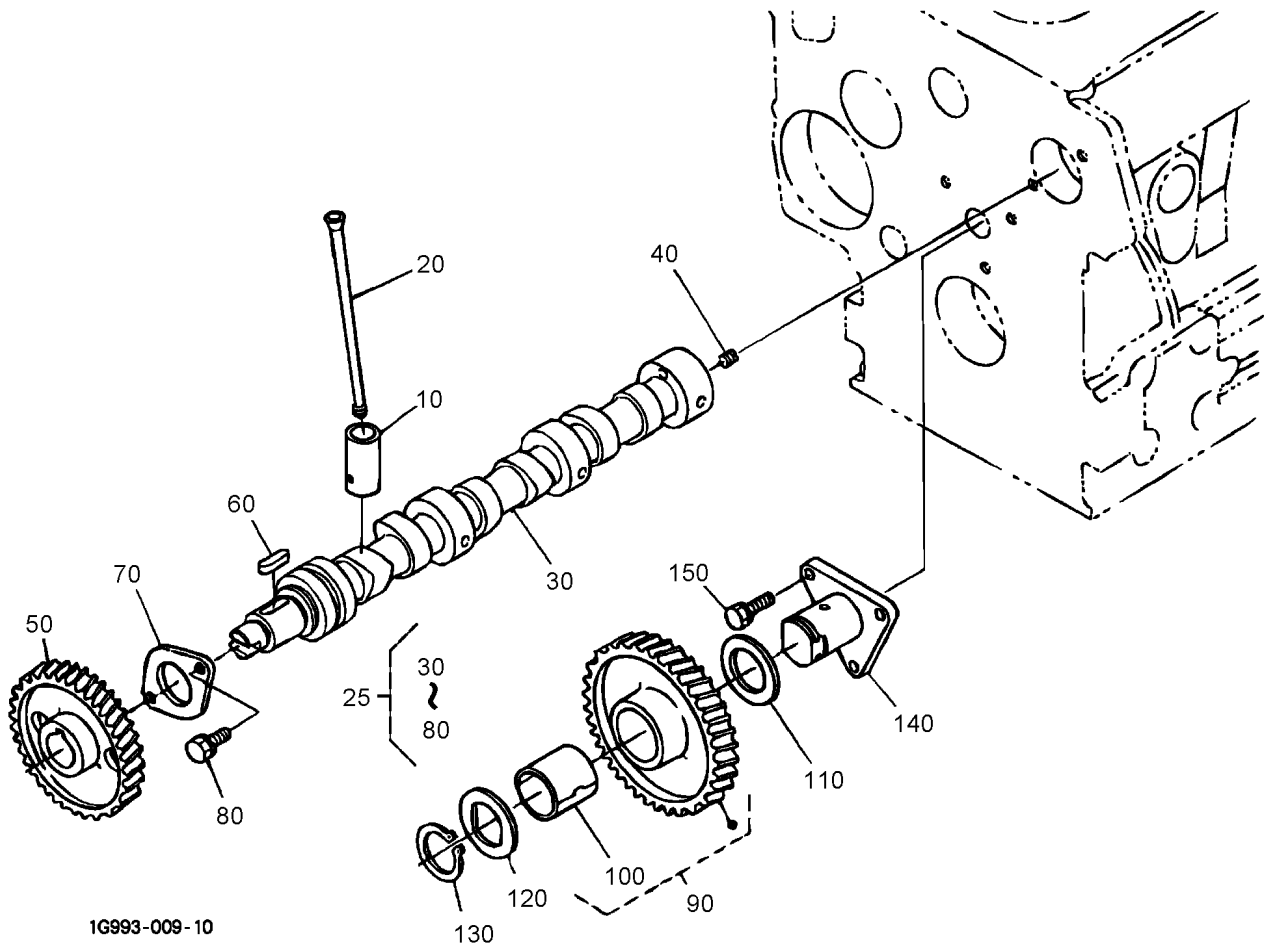




### Main Bearing Assembly

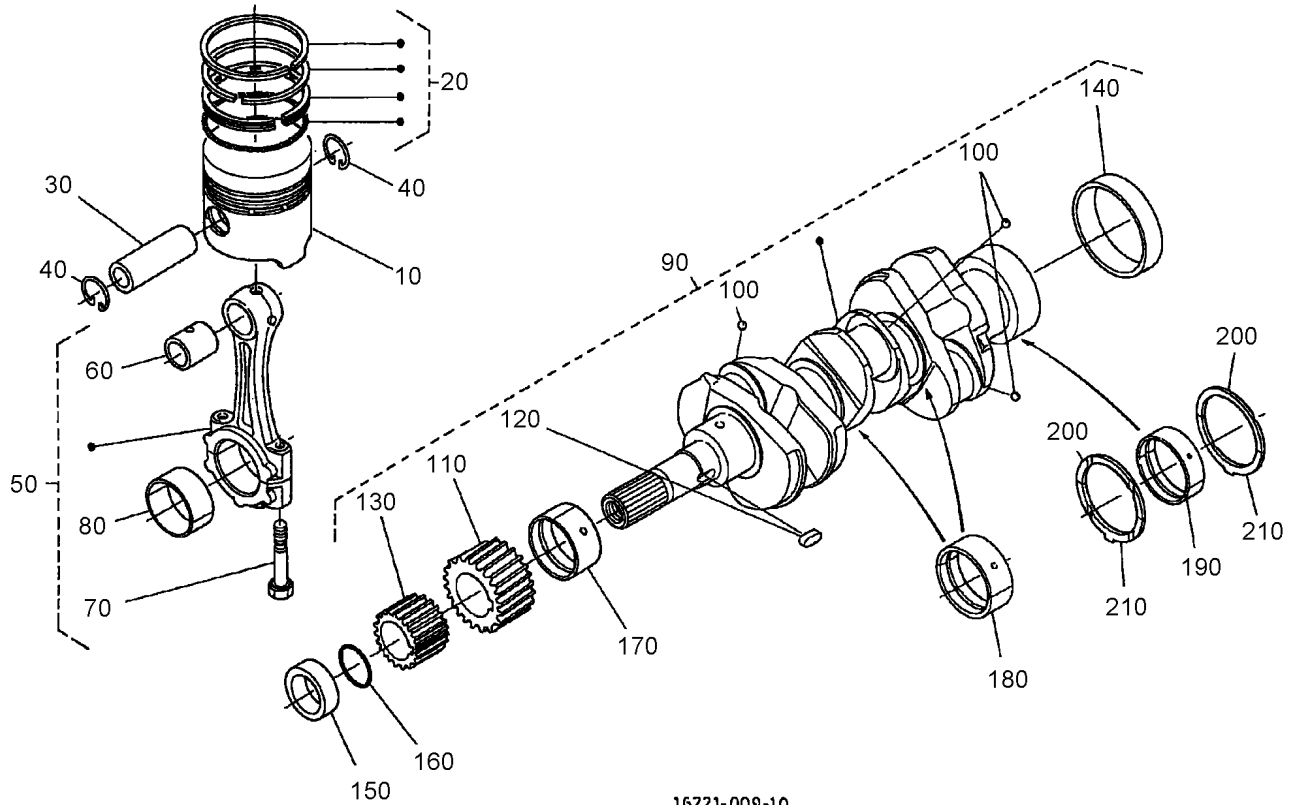
Ref	Part No.	Qty.	Description
10	98-9480	1	Main Bearing Case ASM
20	98-9484	2	Bolt-Case, Bearing
30	98-9634	1	Gasket-Case, Bearing
40	98-9487	1	Cover-Case, Bearing
50	98-9483	1	Seal-Oil
60	98-9635	1	Gasket-Cover, Bearing Case
70	98-9352	8	Bolt
80	98-7568	9	Bolt
90	99-8361	1	Case-Bearing, Main
100	98-9484	2	Bolt-Case, Bearing
110	98-9485	2	Bolt-Case, Bearing
120	99-8360	1	Case-Bearing, Main
130	98-9484	2	Bolt-Case, Bearing

--	--	--	--



## Camshaft and Idle Gear Shaft Assembly

Ref	Part No.	Qty.	Description
10	98-9616	6	Tappet
20	98-9509	6	Rod-Push
25	99-8362	1	Camshaft ASM
30	108-1403	1	Camshaft
40	98-7449	1	Screw-Set
50	98-9512	1	Gear-Cam
60	98-9378	1	Key-Feather
70	98-9510	1	Stopper-Camshaft
80	98-7692	2	Bolt
90	98-9649	1	Idle Gear ASM
100	98-9650	1	Bushing-Gear, Idle
110	98-9535	1	Collar-Gear, Idle
120	98-9536	1	Collar-Gear, Idle
130	98-9534	1	Clip-Circular, Idle Gear
140	98-9533	1	Shaft-Gear, Idle
150	98-7692	3	Bolt

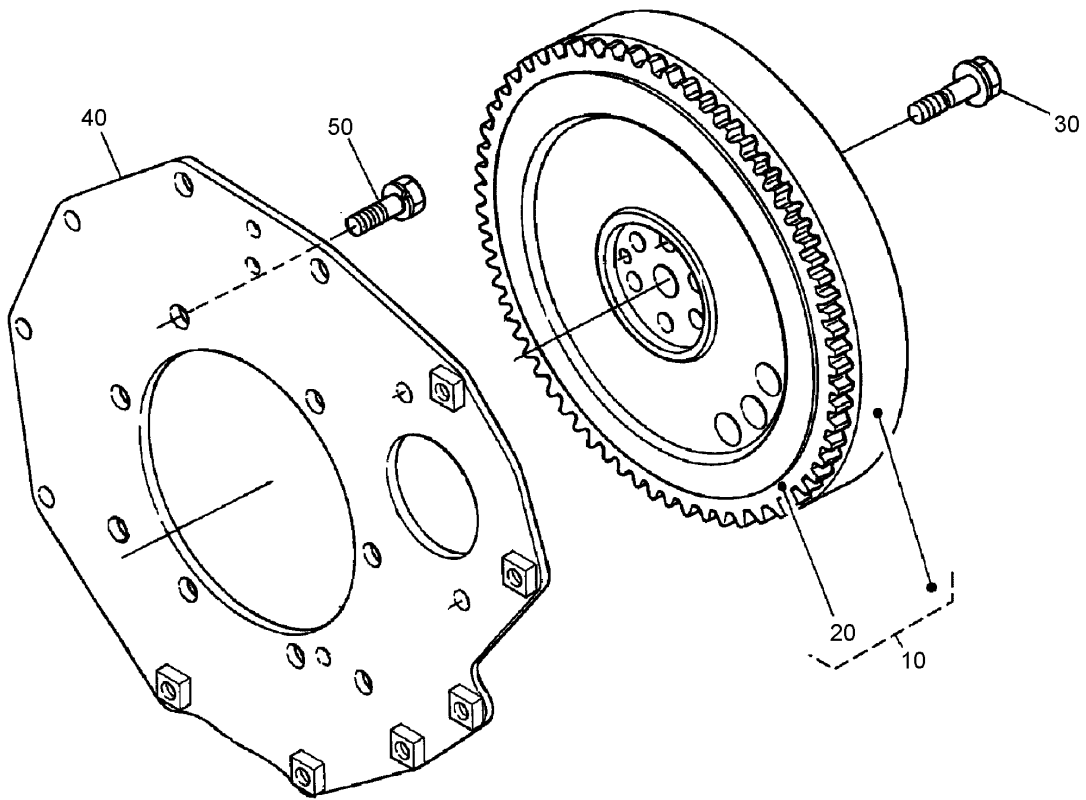


16221-009-10

## Piston and Crankshaft Assembly

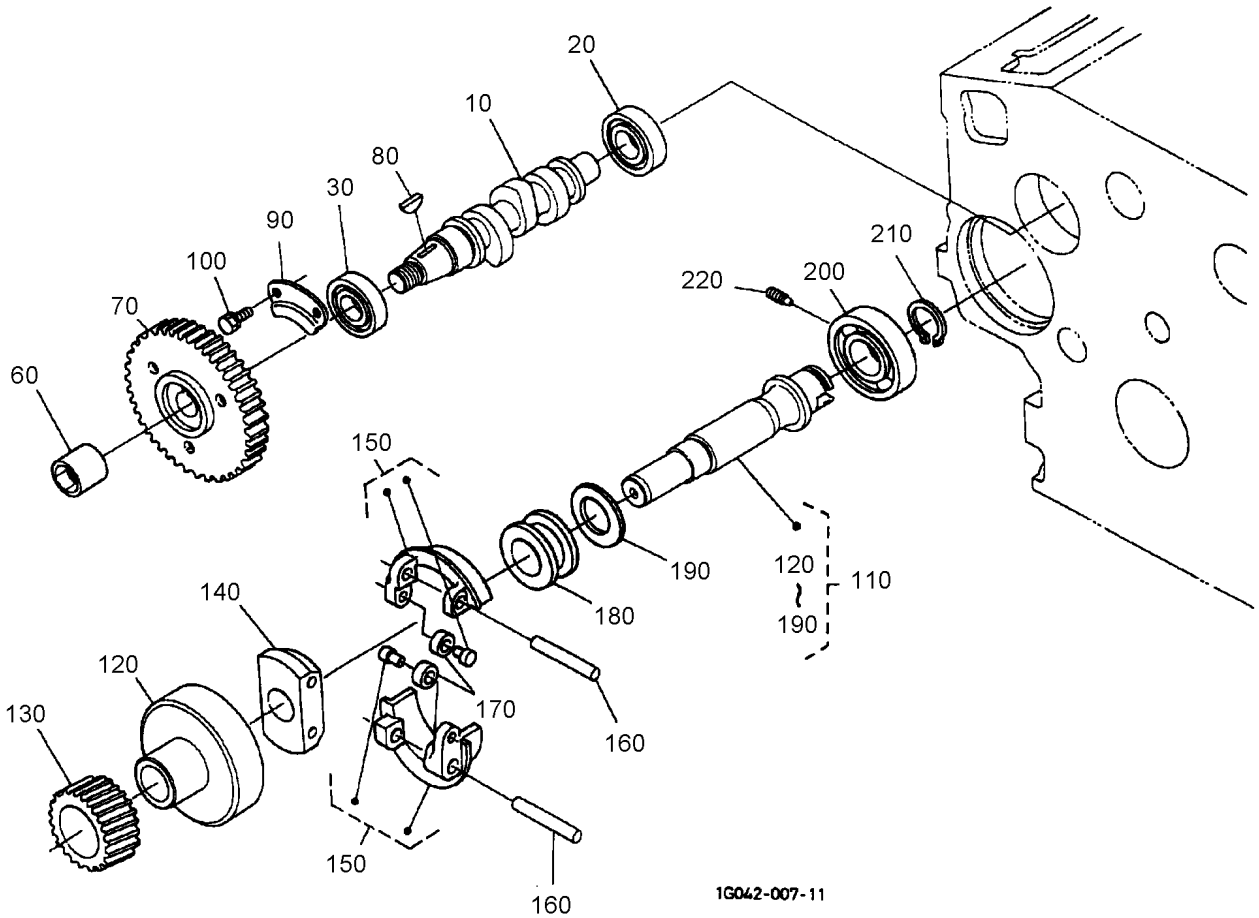
Ref	Part No.	Qty.	Description
10	98-9550	3	Piston (STD)
10	108-1417	3	Piston, 0.5Mm
20	108-1404	3	Piston Ring ASM, 0.5Mm
20	98-9551	3	Piston Ring ASM (STD)
30	98-9513	3	Pin-Piston
40	98-9514	6	Clip-Circular, Piston Pin
50	98-9552	3	Connecting Rod ASM
60	98-9515	3	Bushing-Pin, Piston
70	98-9517	6	Bolt-Rod, Connecting
80	108-1406	3	Metal-Crankpin, -0.4Mm
80	108-1405	3	Metal-Crankpin, -0.2Mm
80	98-9553	3	Bearing-Rod (STD)
90	98-9642	1	Crankshaft ASM
100	98-7473	3	Ball
110	98-9532	1	Gear-Crankshaft
120	98-9666	1	Key
130	98-9542	1	Gear-Drive, Oil Pump
140	98-9522	1	Sleeve-Crankshaft
150	98-9521	1	Collar-Crankshaft
160	105-3783	1	O-Ring
170	98-9554	1	Bearing-Main (STD)
170	108-1407	1	Metal-Crankpin, -0.2Mm
170	108-1408	1	Metal-Crankpin, -0.4Mm
180	98-9555	2	Bearing-Main (STD)

Ref	Part No.	Qty.	Description
180	108-1409	2	Metal-Crankpin, -0.2Mm
180	108-1410	2	Metal-Crankpin, -0.4Mm
190	98-9556	1	Bearing-Main (STD)
190	105-3719	1	Metal-Crankshaft (.2Mm)
190	105-3720	1	Metal-Crankshaft (.4Mm)
200	98-9413	2	Bearing-Thrust (STD)
200	98-9414	2	Bearing-Thrust (0.2Mm)
200	98-9415	2	Bearing-Thrust (0.4Mm)
210	98-9688	2	Bearing-Thrust (STD)
210	98-9689	2	Bearing-Thrust (0.2Mm)
210	98-9690	2	Bearing-Thrust (0.4Mm)



### Flywheel Assembly

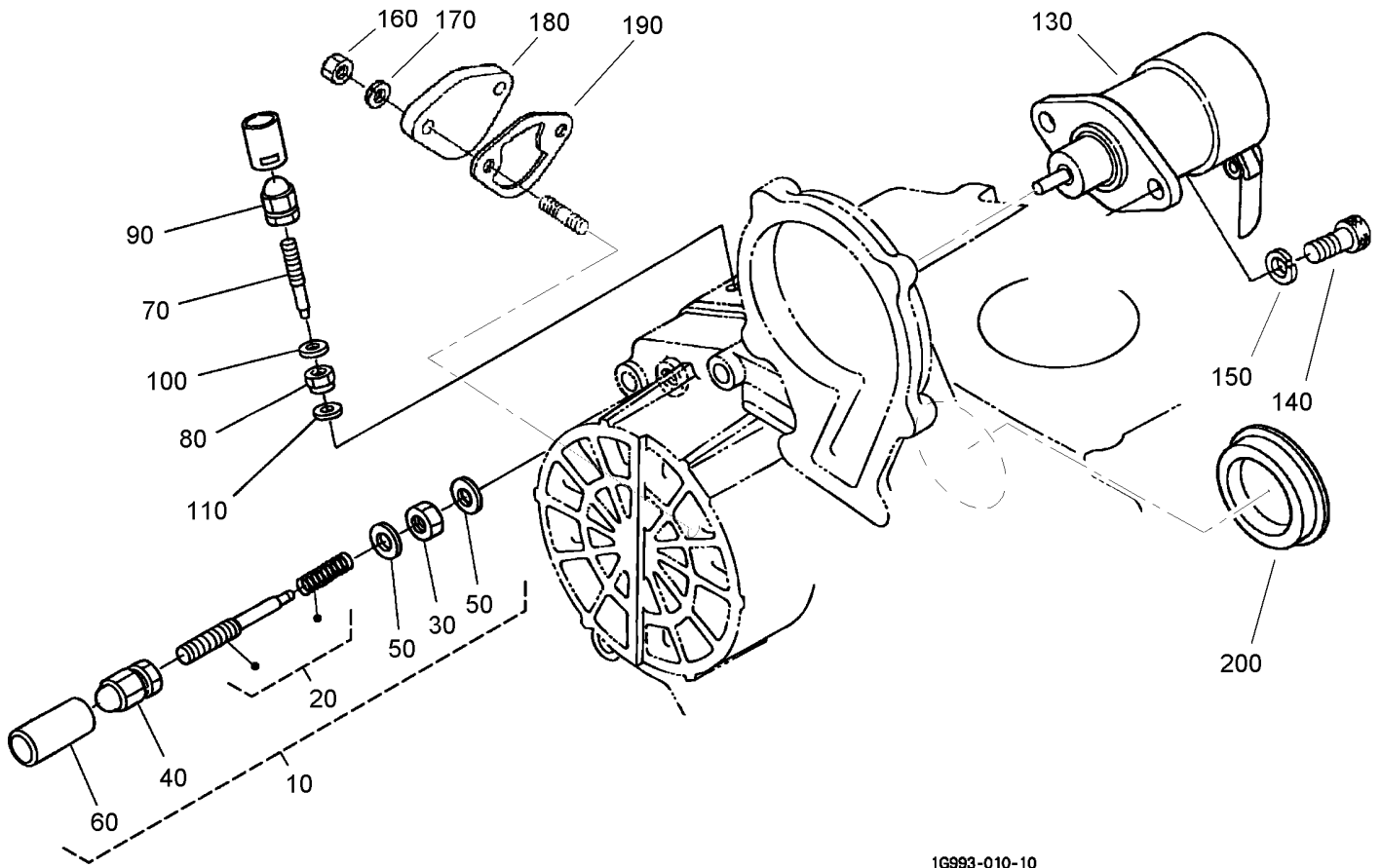
Ref	Part No.	Qty.	Description
10	105-3784	1	Flywheel ASM
20	105-3722	1	Gear-Ring
30	98-9537	6	Bolt-Flywheel
40	98-9486	1	Plate-End, Rear
50	98-9392	8	Bolt

1G042-007-11

## Fuel Camshaft and Governor Shaft Assembly

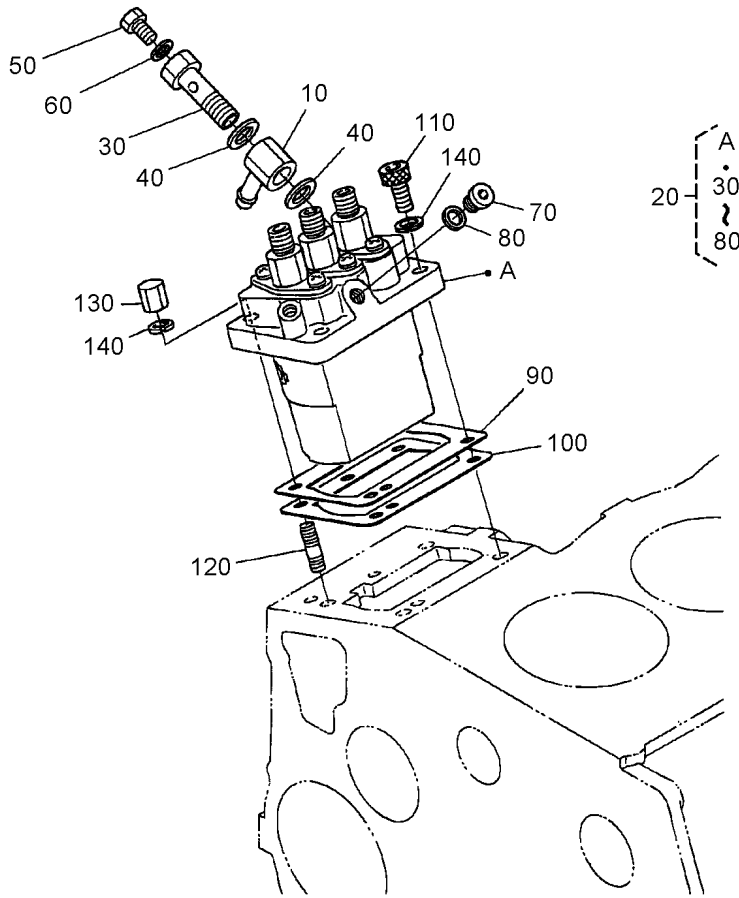
Ref	Part No.	Qty.	Description
10	98-9459	1	Camshaft-Fuel
20	107-9077	1	Bearing-Ball
30	107-9078	1	Bearing-Ball
60	98-9590	1	Nut-Cap
70	98-9669	1	Gear-Pump, Injection
80	98-9595	1	Key-Woodruff
90	98-9511	1	Stopper-Fuel, Camshaft
100	98-7692	2	Bolt
110	98-9644	1	Governor Shaft ASM
120	98-9562	1	Holder-Gear, Governor
130	98-9673	1	Gear-Governor
140	98-9561	1	Holder-Weight, Governor
150	98-9559	2	Governor Weight ASM
160	98-9560	2	Shaft-Weight, Governor
170	98-9692	2	Roller
180	98-9563	1	Sleeve-Governor
190	98-9564	1	Washer-Thrust
200	107-9079	1	Bearing-Ball
210	98-9657	1	Clip-Circular, Governor Shaft
220	98-9565	1	Screw-Set



1G993-010-10

### Idle Apparatus Assembly

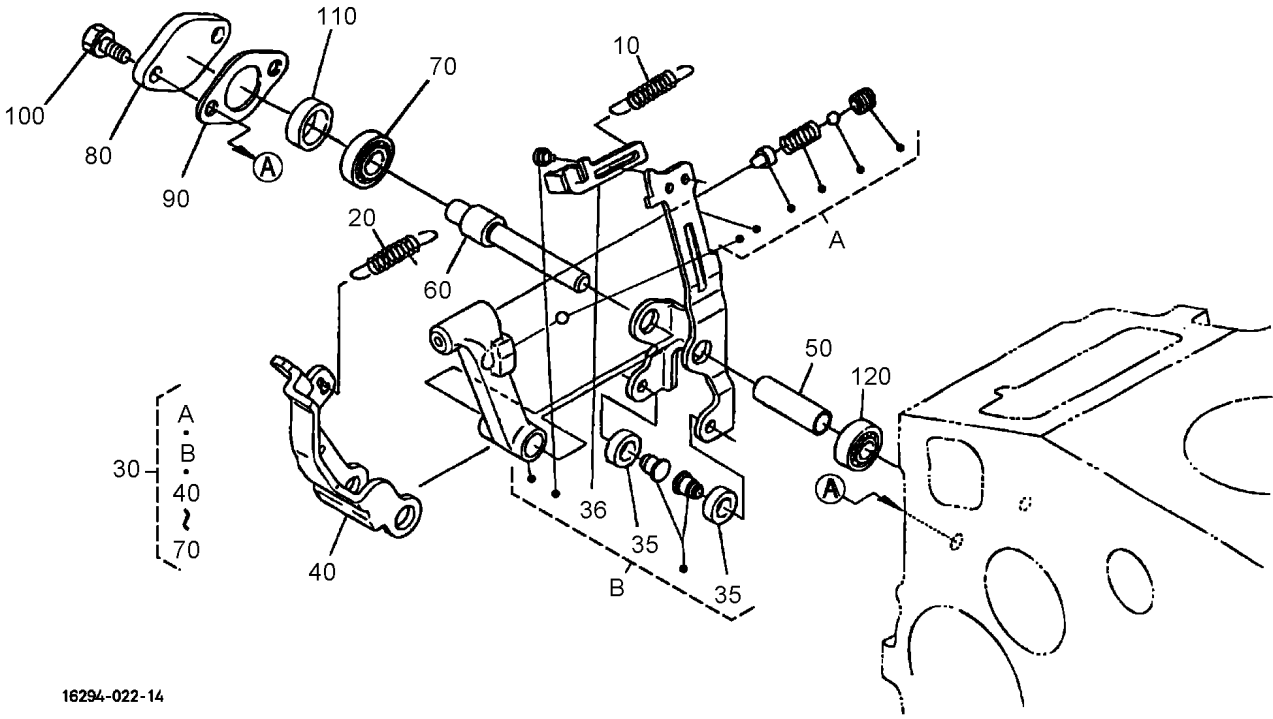
Ref	Part No.	Qty.	Description				
10	98-9678	1	Idle Apparatus ASM				
20	98-9679	1	Adjusting Bolt ASM				
30	98-9439	1	Nut				
40	99-8387	1	Nut-Cap				
50	98-7654	2	Gasket				
60	98-7656	1	Cap				
70	98-9557	1	Bolt-Adjusting				
80	99-3512	1	Nut				
90	99-8387	1	Nut-Cap				
100	98-7654	1	Gasket				
110	107-9081	1	Gasket				
130	104-5155	1	Solenoid-Stop				
140	105-3799	2	Bolt-HSH				
150	98-7699	2	Washer-Spring				
160	98-7572	2	Nut				
170	98-7699	2	Washer-Spring				
180	99-3514	1	Cover				
190	98-9636	1	Gasket-Pump, Fuel				
200	98-9640	1	Cover-Pump				



1G682-016-10

## Injection Pump Assembly

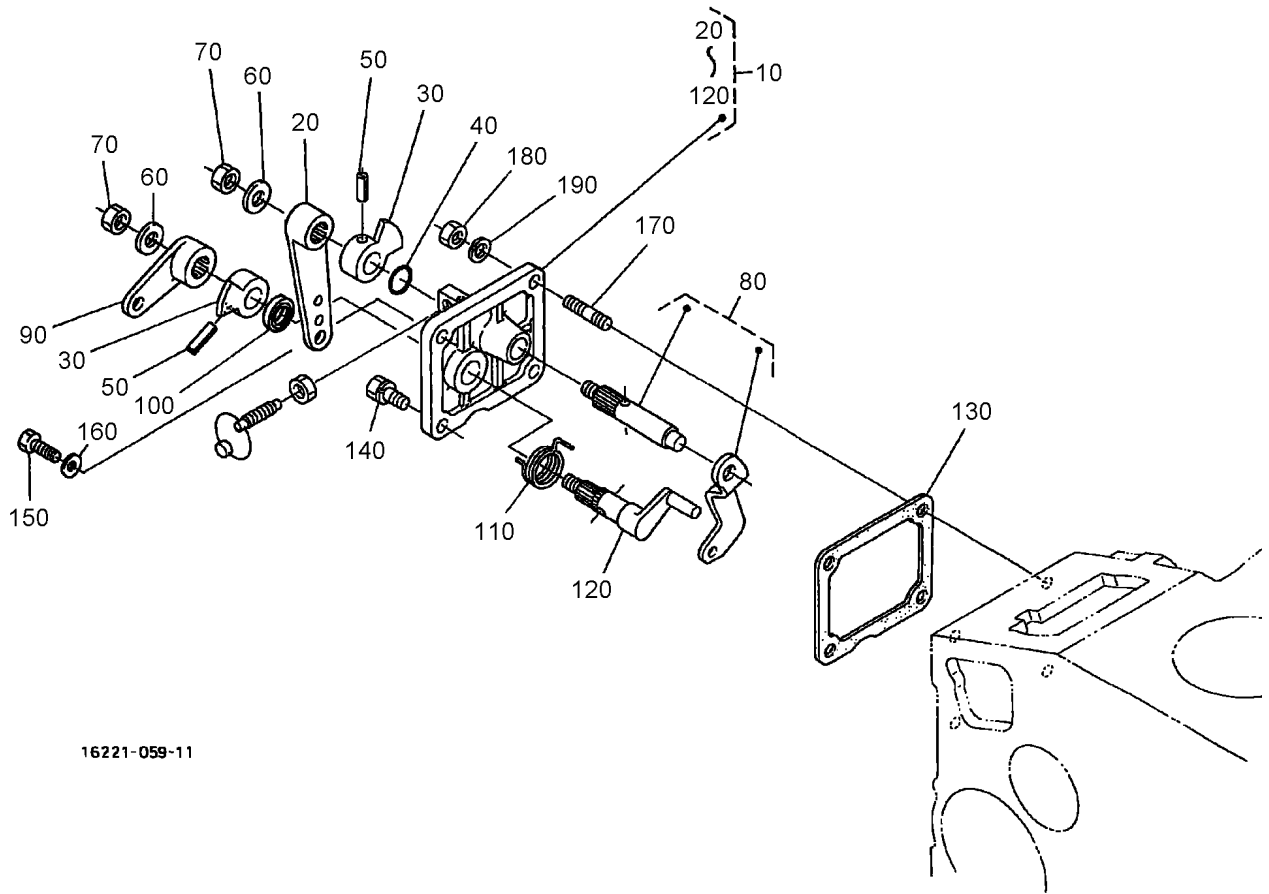
Ref	Part No.	Qty.	Description				
10	98-9596	1	Joint-Eye				
20	98-9643	1	Injection Pump ASM				
30	98-9464	1	Bolt-Joint				
40	98-9445	2	Gasket				
50	98-9430	1	Screw				
60	98-9446	1	Gasket				
70	98-9466	1	Plug				
80	98-9451	1	Gasket				
90	98-9457	1	Shim-Injection (0.25Mm)				
90	98-9456	1	Shim (0.2Mm)				
100	98-9458	1	Shim-Injection (0.30Mm)				
110	98-9361	2	Bolt-HSH				
120	98-9438	2	Stud				
130	98-9440	2	Nut-Cap				
140	98-7699	4	Washer-Spring				



16294-022-14

## Governor Assembly

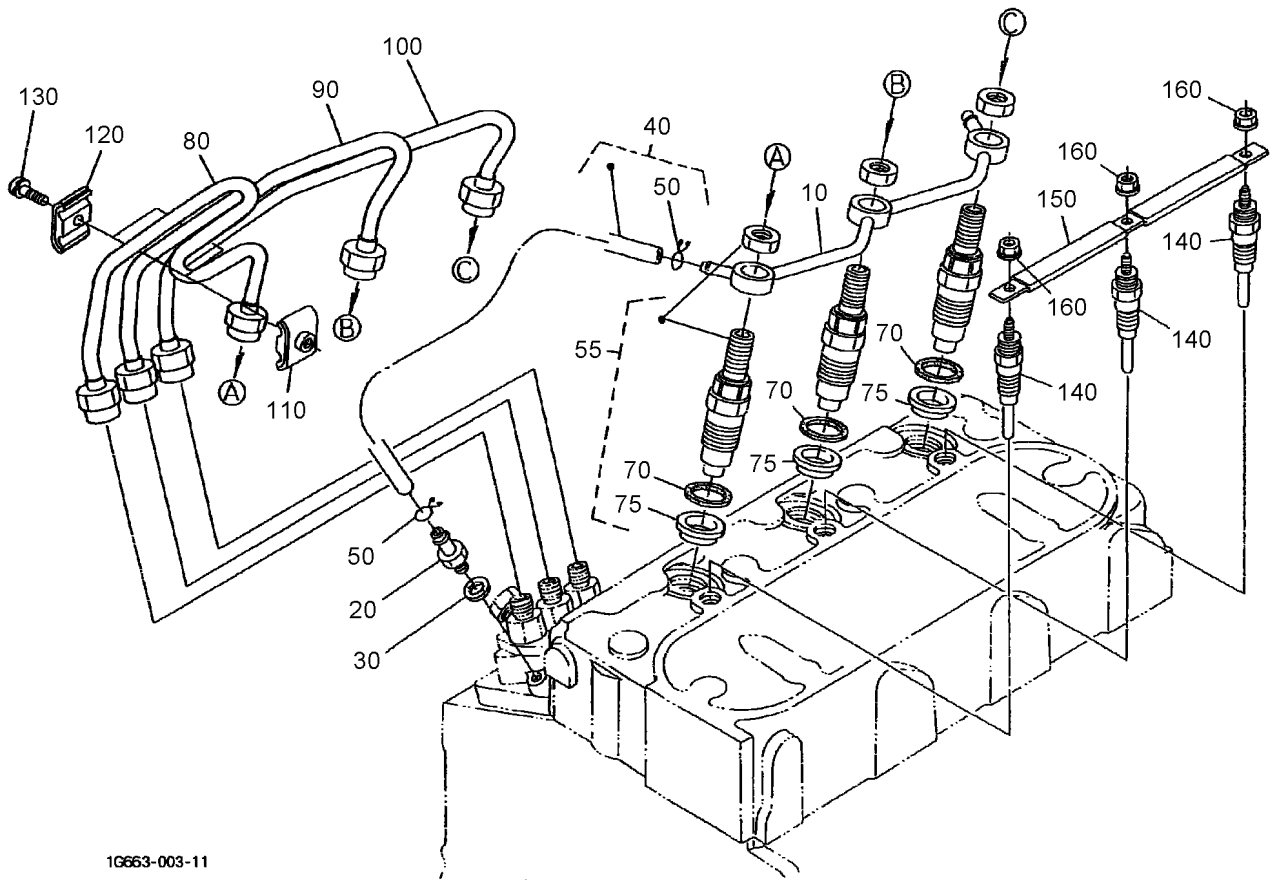
Ref	Part No.	Qty.	Description			
10	105-3786	1	Spring-Start			
20	98-9681	1	Spring-Governor			
30	107-9082	1	Fork Lever ASM			
35	98-9692	2	Roller			
36	107-9083	1	Lever-Thrust			
40	107-9084	1	Lever-Fork			
50	107-9085	1	Shaft-Lever, Fork			
60	107-9086	1	Shaft-Lever, Fork			
70	98-9570	1	Bearing-Miniaturize			
80	98-9569	1	Cover-Shaft, Fork Lever			
90	98-9682	1	Gasket			
100	98-9351	2	Bolt			
110	98-9567	1	Collar			
120	98-9571	1	Bearing-Miniaturize			



16221-059-11

## Speed Control Plate Assembly

Ref	Part No.	Qty.	Description
10	105-3735	1	Control Plate ASM
20	98-9662	1	Lever-Control, Speed
30	98-9572	2	Lever-Control, Speed
40	105-3788	1	O-Ring
50	98-7602	2	Pin-Spring
60	98-9594	2	Washer-Plain
70	98-9589	2	Nut
80	98-9658	1	Governor Lever ASM
90	98-9663	1	Lever-Stop, Engine
100	98-7601	1	Seal-Oil
110	98-9472	1	Spring-Return
120	98-9664	1	Shaft-Lever, Stop
130	98-9637	1	Gasket
140	98-7692	1	Bolt
150	99-8348	1	Bolt
160	98-7654	2	Gasket
170	105-3710	2	Stud
180	98-7572	2	Nut
190	98-7699	2	Washer-Spring



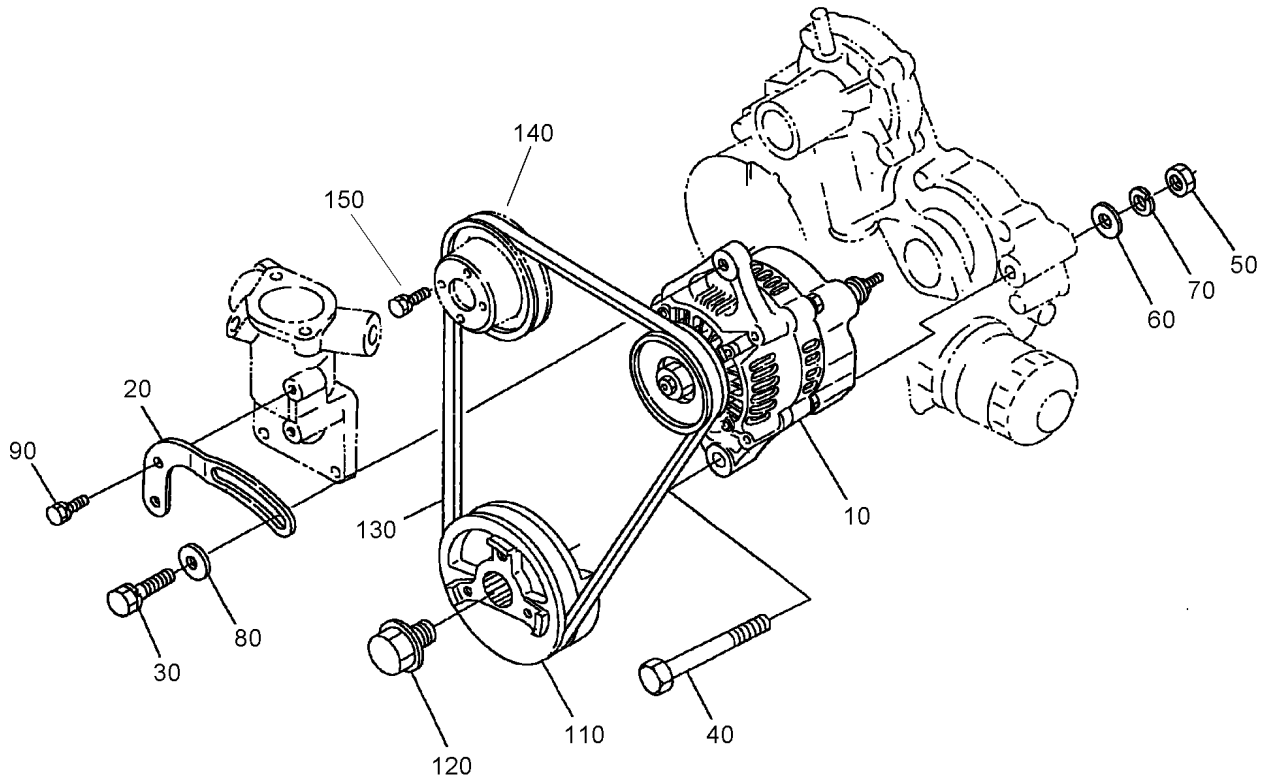
1G663-003-11

## Nozzle Holder and Glow Plug Assembly

Ref	Part No.	Qty.	Description
10	98-9621	1	Overflow Pipe ASM
20	98-9431	1	Screw-Bleeder
30	98-7654	1	Gasket
40	98-9624	1	Overflow Pipe ASM
50	98-7672	2	Clip-Pipe
55	108-2866	3	Nozzle Holder Kit
70	98-7676	3	Gasket
75	98-7677	3	Seal
80	98-9622	1	Pipe-Injection
90	98-9654	1	Pipe-Injection
100	98-9655	1	Pipe-Injection
110	98-7682	2	Clamp-Pipe
120	98-7683	2	Clamp-Pipe
130	98-9364	2	Screw (W/Washer)
140	98-9623	3	Plug-Glow
150	98-9631	3	Cord-Plug, Glow
160	99-8377	3	Nut-Flange

--	--	--	--

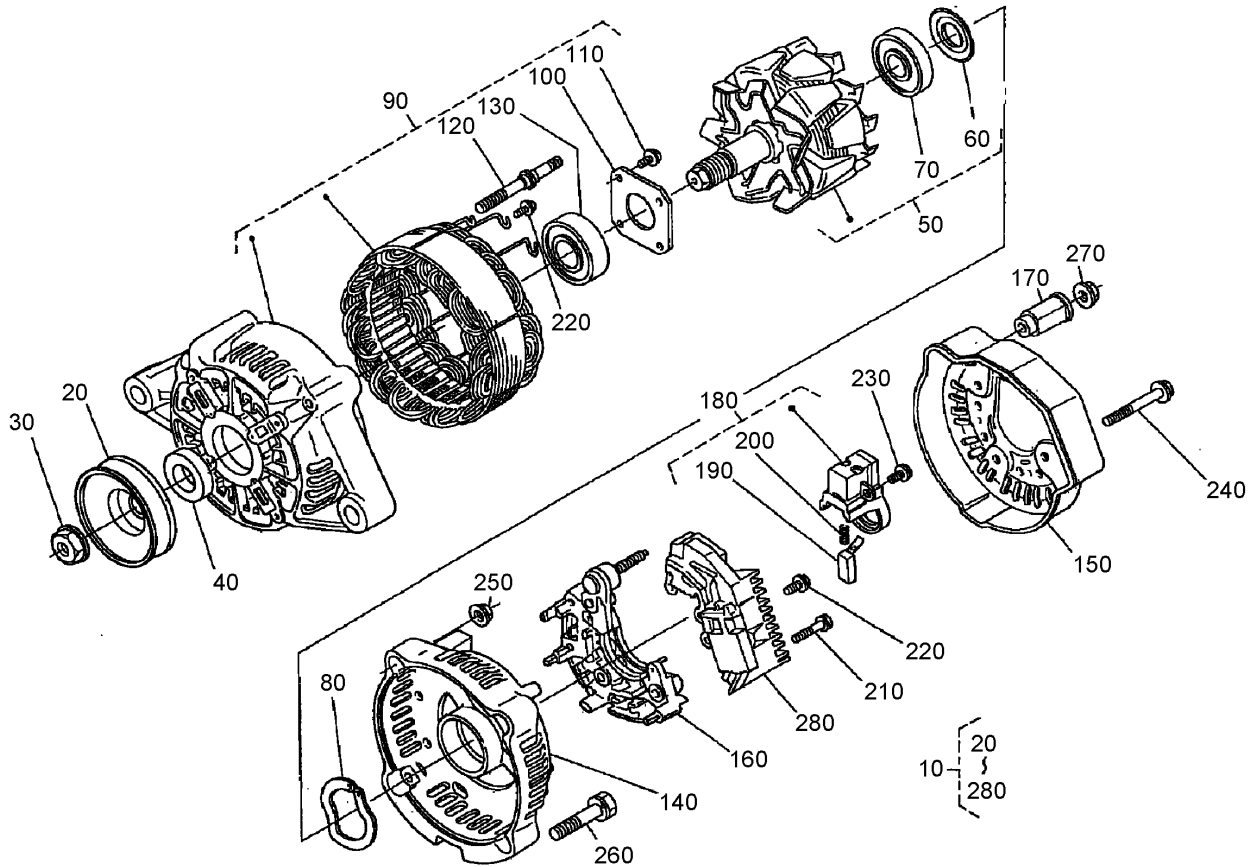




1G299-044-10

### Alternator and Pulley Assembly

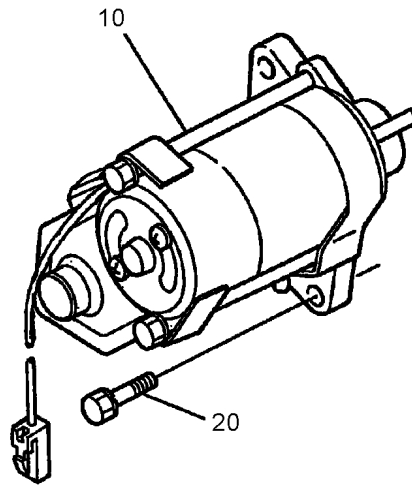
Ref	Part No.	Qty.	Description
10	98-9474	1	Alternator ASM
20	98-9573	1	Stay-Dynamo
30	108-7088	1	Bolt
40	98-9360	1	Bolt
50	98-7737	1	Nut
60	3256-24	1	Washer-Flat
70	98-7738	1	Washer-Spring
80	100-9233	1	Washer-Plain
90	98-7692	1	Bolt
110	98-9473	1	Pulley-Drive, Fan
120	98-9585	1	Bolt
130	98-9676	1	V-Belt
140	98-9584	1	Pulley-Fan
150	99-8363	1	Bolt-Flange



## Alternator (Component Part) Assembly

Ref	Part No.	Qty.	Description
10	98-9474	1	Alternator ASM
20	98-9453	1	Pulley-Dynamo
30	98-7708	1	Nut
40	98-7709	1	Collar
50	107-0136	1	Rotor
60	98-7711	1	Cover-Bearing
70	107-0138	1	Bearing-Ball
80	98-7713	1	Washer-Thrust
90	107-0139	1	Drive End Frame ASM
100	98-7715	1	Plate-Retainer
110	98-7716	4	Screw-Head, Round
120	98-7717	2	Bolt-Through
130	107-0137	1	Bearing-Ball
140	107-9087	1	Frame-End
150	107-0140	1	Cover-End
160	98-9476	1	Rectifier ASM
170	98-7722	1	Bushing-Insulation
180	107-0141	1	Holder-Brush
190	98-7724	2	Brush
200	98-7725	2	Spring-Brush
210	98-7726	2	Screw-Head, Round
220	98-7727	6	Screw-Head, Round
230	98-7728	1	Screw-Head, Round
240	98-7729	3	Bolt

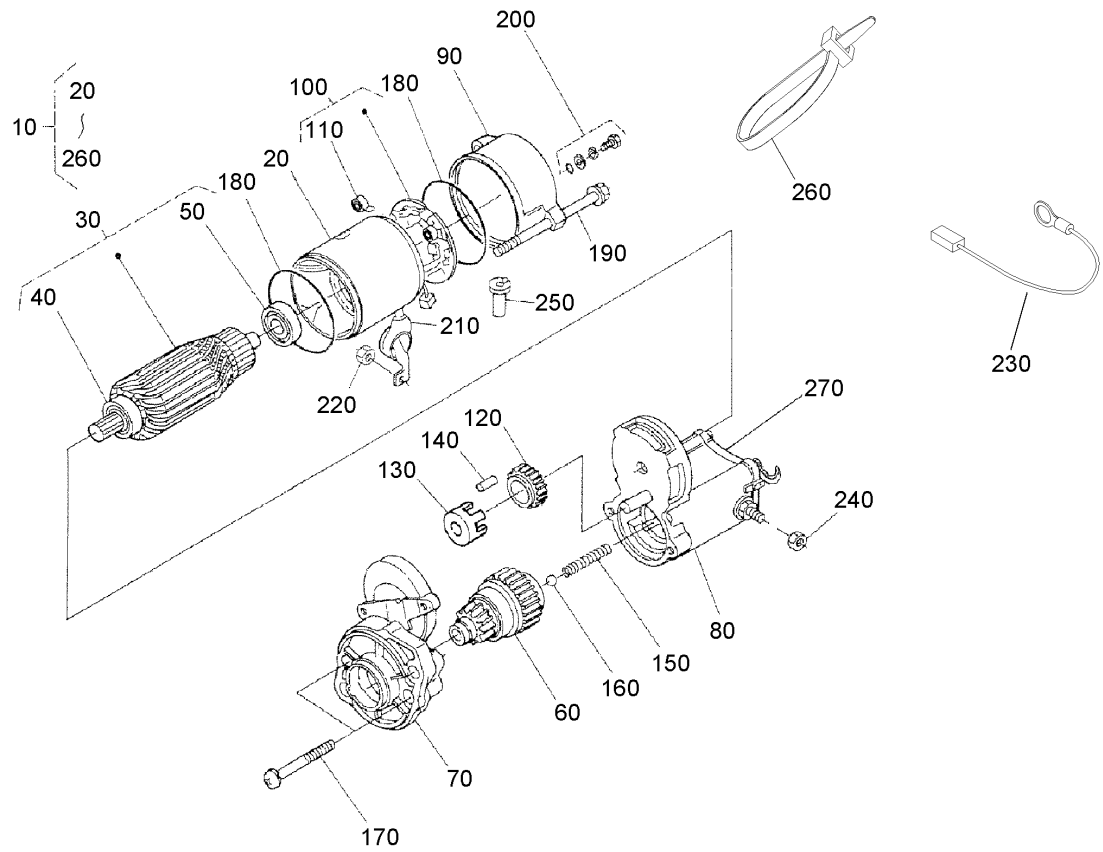
Ref	Part No.	Qty.	Description
250	98-7730	2	Nut
260	98-7731	2	Bolt
270	98-7732	1	Nut
280	107-9088	1	Regulator ASM



16222-038-10

### Starter Assembly

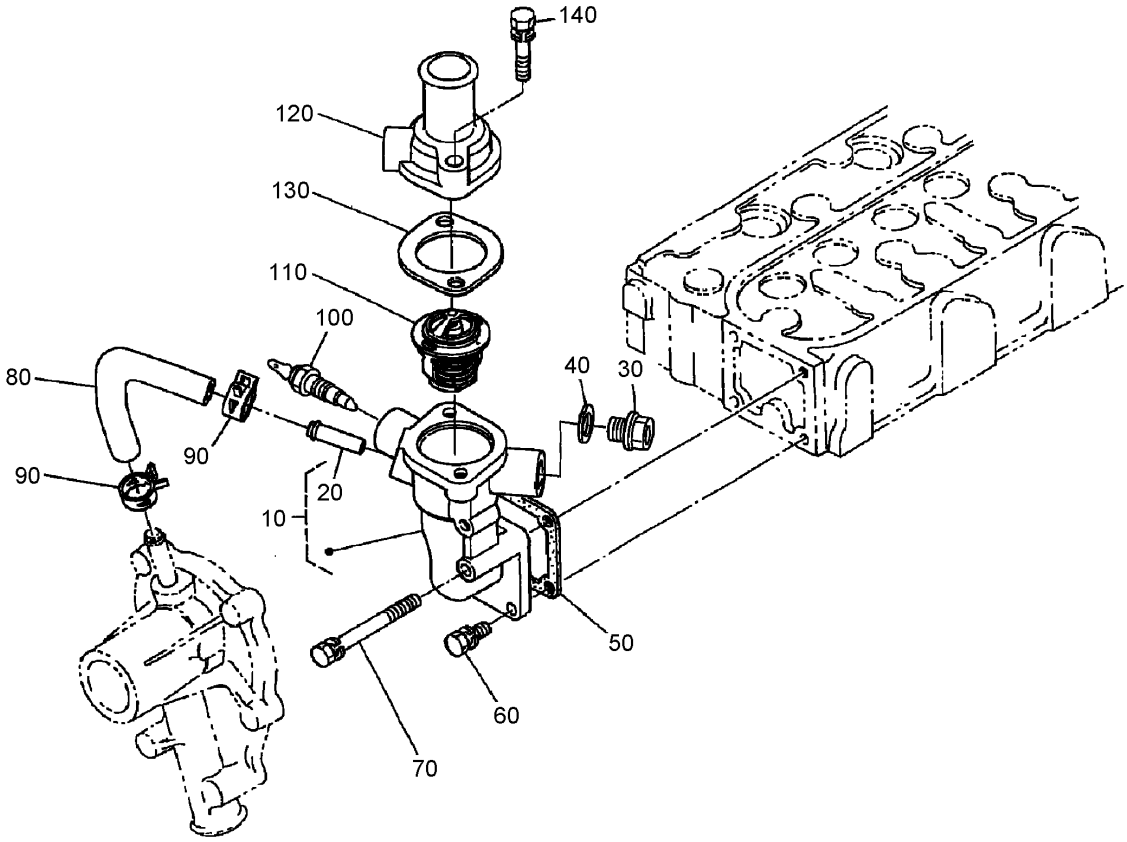
Ref	Part No.	Qty.	Description				
10	98-9705	1	Starter ASM				
20	98-7697	2	Bolt				



### Starter (Component Part) Assembly

Ref	Part No.	Qty.	Description
10	98-9705	1	Starter ASM
20	104-8608	1	Yoke ASM
30	98-7742	1	Armature ASM
40	98-7744	1	Bearing
50	98-7743	1	Bearing
60	99-8373	1	Clutch-Running, Over
70	99-8374	1	Frame-End, Drive
80	105-3746	1	Magnetic Switch ASM
90	98-7748	1	Frame-End
100	98-7749	1	Brush Holder ASM
110	98-7750	4	Spring-Brush
120	98-7751	1	Gear
130	98-7752	1	Retainer
140	98-7753	5	Roller
150	98-7754	1	Spring
160	98-7755	1	Ball
170	98-7756	2	Bolt
180	98-7757	2	O-Ring
190	100-9240	2	Bolt
200	98-7758	2	Bolt ASM
210	99-8375	1	Cover
220	99-8371	1	Nut-Hex
230	98-9711	1	Cord-Solenoid, Stop
240	99-8376	1	Nut-Hex

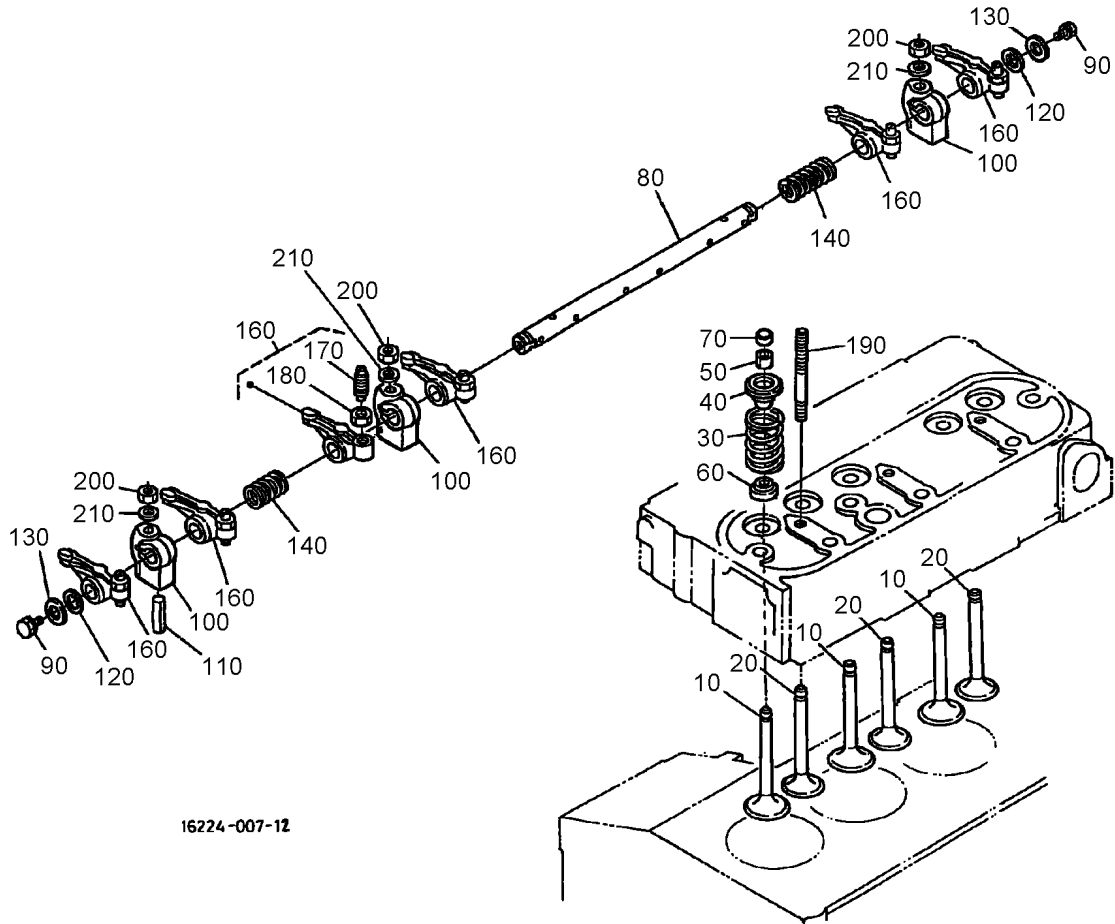
Ref	Part No.	Qty.	Description
250	98-7759	1	Pipe-Drain
260	98-9712	1	Band-Cover
270	105-2886	1	Cover ASM



## Water Flange and Thermostat Assembly

Ref	Part No.	Qty.	Description				
10	98-9713	1	Water Flange ASM				
20	98-9580	1	Pipe-Return, Water				
30	105-3747	1	Plug				
40	99-3583	1	Packing				
50	98-9638	1	Gasket-Flange, Water				
60	98-7692	3	Bolt				
70	98-9356	1	Bolt				
80	98-9578	1	Pipe-Return, Water				
90	98-9579	2	Band-Pipe				
100	98-9719	1	Thermoswitch				
110	98-7778	1	Thermostat ASM				
120	98-9471	1	Cover-Thermostat				
130	105-3748	1	Gasket-Thermostat				
140	98-7777	2	Bolt				



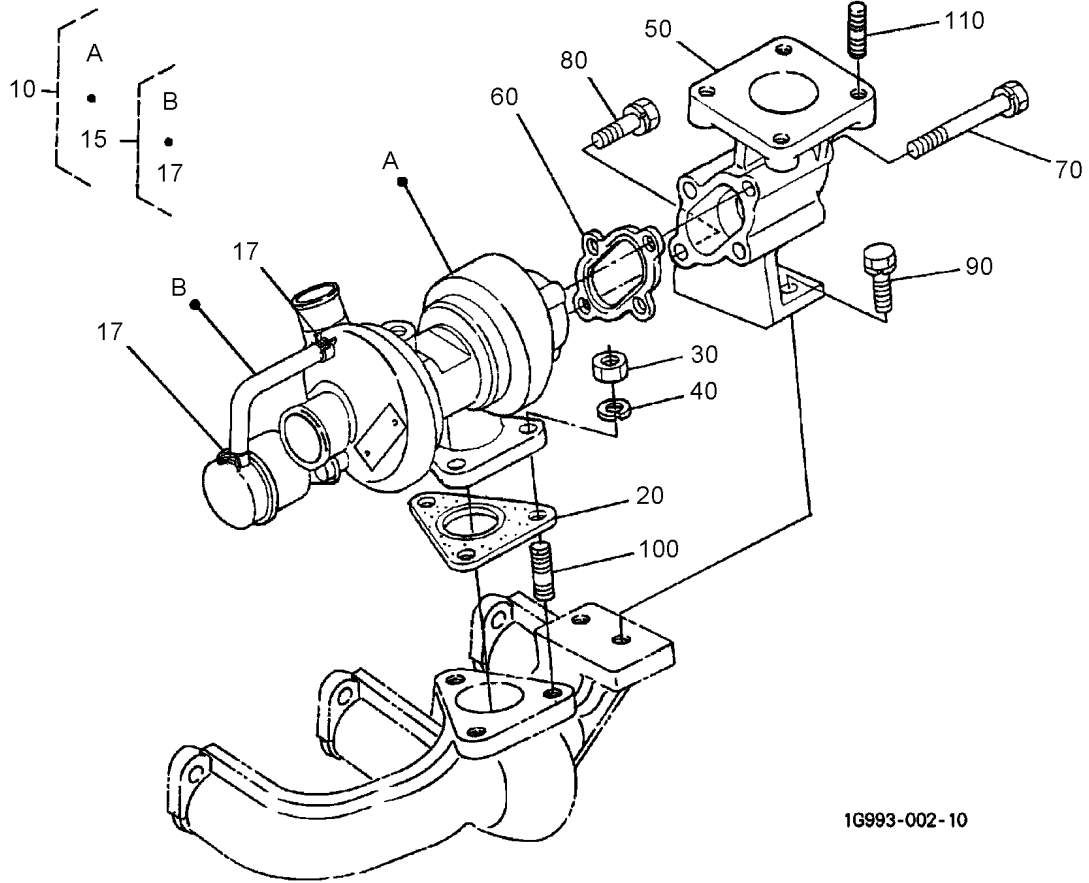


16224-007-12

## Valve and Rocker Arm Assembly

Ref	Part No.	Qty.	Description
10	98-9494	3	Valve-Inlet
20	98-9625	3	Valve-Exhaust
30	98-9626	6	Spring-Valve
40	107-9092	6	Retainer-Spring
50	98-9390	6	Collet-Set, Valve Spring
60	99-8385	6	Seat-Stem, Valve
70	98-9497	6	Cap-Valve
80	105-3790	1	R-Arm Shaft ASM
90	100-9265	2	Bolt
100	98-9505	3	Bracket-Arm, Rocker
110	105-3758	1	Pin-Spring
120	98-9507	2	Washer-Shaft, R-Arm
130	3256-1	2	Washer-Flat
140	98-9504	2	Spring-Arm, Rocker
160	98-9501	6	Rocker Arm ASM
170	98-9502	6	Screw-Adjusting
180	98-9503	6	Nut
190	98-9506	3	Stud
200	98-9393	3	Nut
210	98-9385	3	Washer-Flat

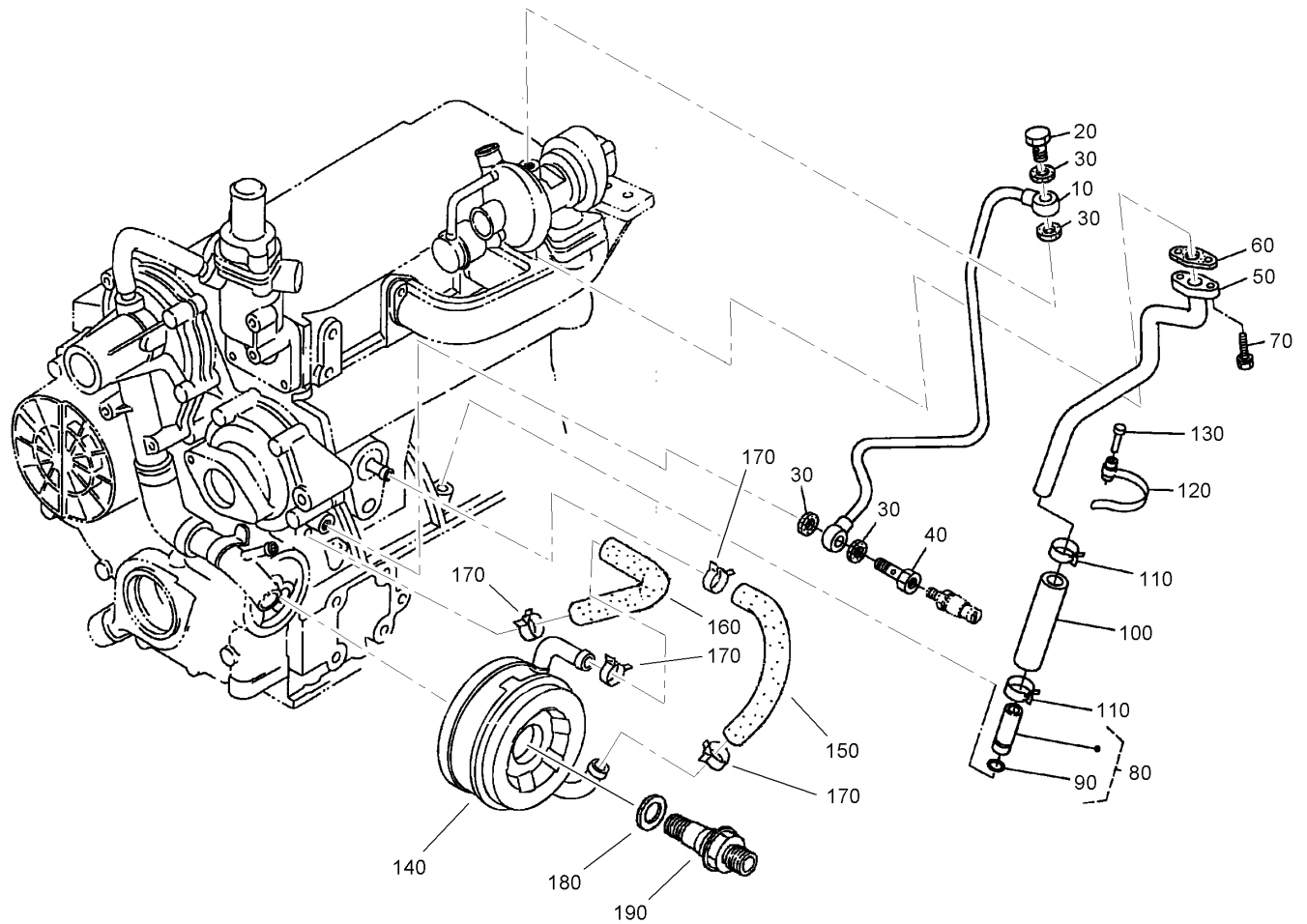


1G993-002-10

### Turbo Charger Assembly

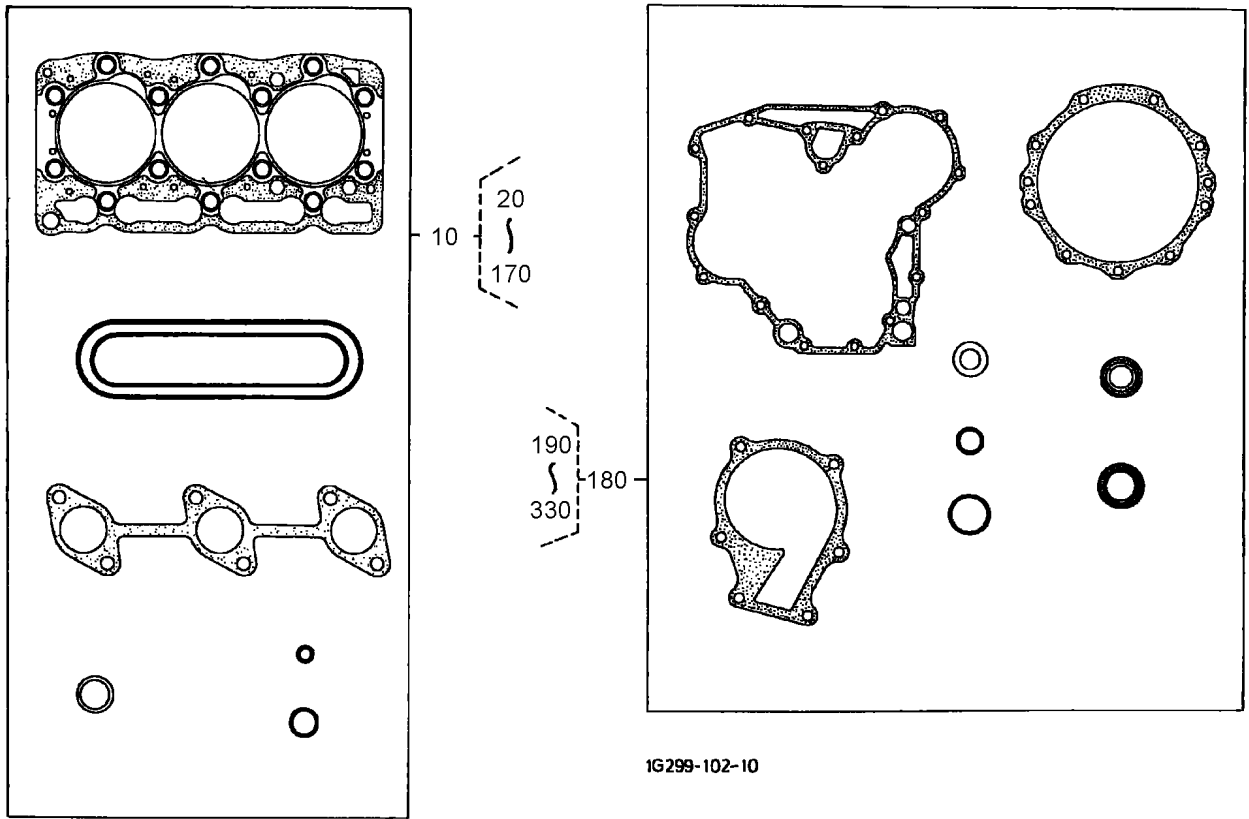
Ref	Part No.	Qty.	Description				
10	108-1412	1	Turbo Charger ASM				
15	108-1413	1	Hose ASM				
17	108-1414	2	Clamp-Hose				
20	105-3767	1	Gasket				
30	98-7534	3	Nut				
40	105-2893	3	Washer-Spring				
50	99-8335	1	Flange-Muffler				
60	105-3768	1	Gasket				
70	105-2894	3	Bolt				
80	105-2895	1	Bolt				
90	98-7610	2	Bolt				
100	99-8341	3	Stud				
110	98-7769	4	Stud				



## Oil Pipe (Turbo Charger) and Oil Cooler Assembly

Ref	Part No.	Qty.	Description
10	98-9419	1	Oil Pipe ASM
20	98-9418	1	Bolt-Joint, Eye
30	99-8346	4	Gasket
40	98-9417	1	Bolt-Joint, Eye
50	98-9461	1	Pipe Line ASM
60	98-9435	1	Gasket-Oil Return, Turbo
70	98-7605	2	Bolt
80	99-8383	1	Oil Pipe ASM
90	98-9374	1	O-Ring
100	98-9721	1	Pipe-Oil
110	98-9714	2	Clamp-Hose
120	98-9601	1	Clamp-Pipe
130	98-9591	1	Pin-Band
140	104-5158	1	Oil Cooler ASM
150	98-9724	1	Pipe-Cooler, Oil
160	98-9578	1	Pipe-Return, Water
170	98-9579	4	Band-Pipe
180	98-9727	1	Collar
190	104-5159	1	Holder ASM

--	--	--	--



## Gasket Kit

Ref	Part No.	Qty.	Description
10	108-1415	1	Upper Gasket Kit
180	108-1416	1	Lower Gasket Kit

--	--	--	--

# Attachments and Accessories

## For 03543 - Reelmaster 5400-D 2-Wheel Drive

<b>Product Name</b>	<b>Model/Part</b>
Dethatching Reel ASM	03516
TurfDefender Electronic Leak Detector Kit	03521
5-Blade Cutting Unit	03527
8-Blade Cutting Unit	03528
Grass Basket Kit	03532
Rear Roller Brush Kit	03533
Four Wheel Drive Kit	03539
Wheel Weight Kit	104-1478
Shoulder Roller Kit	104-3369
Comb Kit	104-3385
Rear Roller Scraper Kit	104-3395
Front Adjustment Height-of-Cut Kit for Cutting Units	104-8205
Shoulder Roller Scraper Kit	104-8208-03
3 Inch Diameter Collar Kit	104-8215
Back Biased Switch-Lift	105-3367
Step Kit	107-8820
Roll-Over-Protection System	108-4445
Arm Rest Kit	30707
Tube-Air Cleaner	43-3810
Rear Weight Kit	75-6690
Full Roller Kit	82-6680
High Height-of-Cut Kit	83-5300
Diagnostic Display Box	85-4750
25 lb Weight	98-9780

