



Reelmaster[®] 5500-D 2-Wheel Drive

Model No. 03550 - 260000001 and up.

Parts Catalog

Ordering Replacement Parts

To order replacement parts, please supply the part number, the quantity, and the description of each part desired.

Understanding Reference Numbers

Each identified part in an illustration has a reference number. The reference number for a part also appears in the parts list, along with other information about the part.

This catalog uses two special reference number formats, one to indicate parts in a service assembly and another to indicate the quantity of a given part in an illustration.

Service Assembly Reference Numbers

Parts in service assemblies have reference numbers in the form a:b. The a represents the reference number of the entire service assembly and the b represents a sequential number unique to each part within the service assembly.

For example, a wheel assembly might be identified by reference number 6, the tire by 6:1, the valve by 6:2, and the wheel by 6:3. When you order the assembly identified by reference number 6, you receive all parts identified by reference numbers 6:1, 6:2, and 6:3. However, you may also order any part individually. Reference numbers of this type appear in illustrations and in part lists.

Reference Numbers Indicating Quantity

In an illustration, if a reference number indicates more than one part, the reference number has the form nX y. The n represents the quantity of the part, the X is the multiplication symbol, and the y represents the reference number.

For example, in an illustration, the reference number 2X 37 means that two of the parts identified by reference number 37 are indicated.

Contents

Description	Page	Description	Page
Frame and Body Assembly 4	Front Lift Arm Assembly 47
Frame Assembly No. 107-2385 5	Rear Lift Cylinder Assembly 48
Steering Tower Assembly 6	Hydraulic Cylinder Assembly No. 108-4436 49
Steering Control Assembly No. 99-8959 8	Rear Lift Arm Assembly 50
Traction and Brake Pedal Assembly 9	Rear Axle Support and Tire Assembly 51
Seat Frame and Throttle Assembly 10	2 Wheel Drive Rear Axle Assembly 52
Seat and Suspension Assembly 11	Rear Axle Assembly 53
Seat Suspension Assembly No. 76-1970 12	Hydraulic Cylinder Assembly No. 110-4130 54
Suspension Assembly No. 106-8085 13	Front Tipper Bracket Assembly 55
Control Console Assembly 14	Crankcase Assembly 56
Hydraulic Filter and Reservoir Assembly 16	Oil Pan Assembly 57
Fuel Tank Assembly 17	Cylinder Head Assembly 58
Front Axle Assembly 18	Gear Case Assembly 59
Drive Axle Assembly No. 108-0640-03 19	Head Cover Assembly 60
Brake Assembly 21	Dipstick and Guide Assembly 61
Transmission Assembly 22	Main Bearing Assembly 62
Transmission Assembly No. 75-0012 23	Camshaft and Idle Gear Shaft Assembly 63
Traction Control Assembly 25	Piston and Crankshaft Assembly 64
Gear Pump Installation Assembly 26	Flywheel Assembly 65
Gear Pump Assembly No. 99-6933 27	Fuel Camshaft and Governor Shaft Assembly 66
Engine Installation Assembly 28	Idle Apparatus Assembly 67
Muffler and Pump Drive Assembly 29	Injection Pump Assembly 68
Engine Component Assembly 30	Governor Assembly 69
Air Cleaner Assembly No. 98-4517 31	Speed Control Plate Assembly 70
Water / Fuel Filter Assembly No. 98-9305 32	Nozzle Holder and Glow Plug Assembly 71
Fan Drive Assembly 33	Nozzle Holder (Component Part) Assembly 72
Radiator Assembly 34	Alternator and Pulley Assembly 73
Oil Cooler and Radiator Assembly 35	Alternator (Component Part) Assembly 74
Hood Assembly 36	Starter Assembly 75
Lift Block Assembly 37	Starter (Component Part) Assembly 76
Lift Block Assembly No. 104-9335 38	Water Flange and Thermostat Assembly 77
Mow Block Assembly 39	Water Pump and Water Pipe Assembly 78
Mow Block Assembly No. 99-6978 40	Valve and Rocker Arm Assembly 79
Rear Hydraulic Manifold Assembly 41	Inlet and Exhaust Manifold Assembly 80
Reel Motor and Hose Assembly 42	Turbo Charger Assembly 81
Hydraulic Motor Assembly No. 110-1717 43	Oil Pipe (Turbo Charger) and Oil Cooler Assembly 82
Front Lift Circuit Assembly 44	Gasket Kit 83
Hydraulic Cylinder Assembly No. 108-4433 45	Attachments and Accessories List 84
Hydraulic Cylinder Assembly No. 108-4435 46		

Part Description Abbreviations

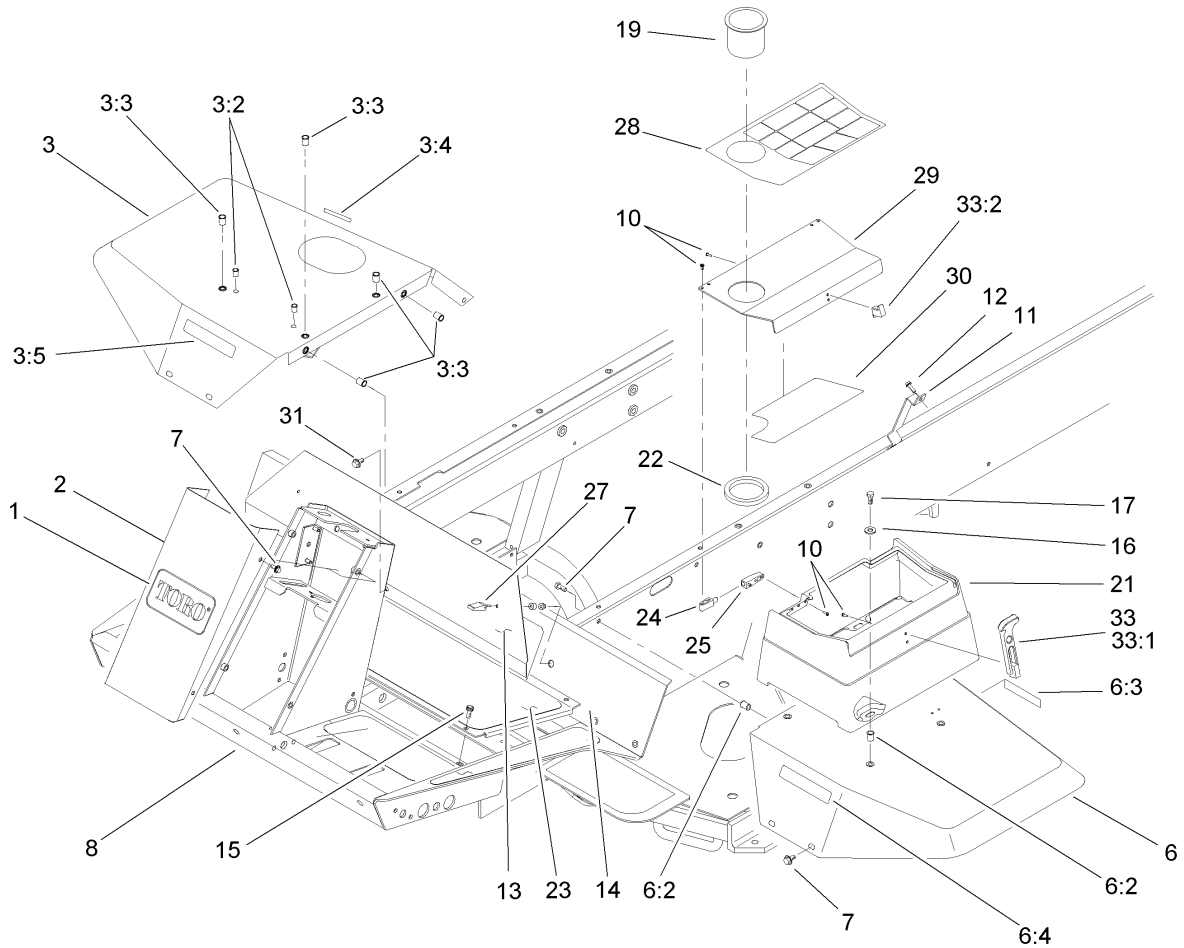
Part descriptions in this catalog may include the following abbreviations.

AR.	as required	INC.	incorporated
ASM.	assembly	LH.	left hand
BBC.	blade brake clutch	NI.	nylon insert
CARR.	carriage	NPTF.	national pipe thread fine
DEG.	degrees	PFH.	phillips flat head
EXT.	external	PPH.	phillips pan head
FH.	flat head	PPHTF.	phillips pan head thread forming
GA.	gauge	PRH.	phillips round head
HF.	hex flange	PTH.	phillips truss head
HH.	hex head	PTO.	power-take-off
HHF.	hex head flange	RH.	right hand
HHFTF.	hex head flange thread forming	ROPS.	roll-over-protection-system
HJ.	hex jam	SFH.	slotted fillister head
HLH.	hex lag head	SHH.	slotted hex head
HOC.	height-of-cut	SHWH.	slotted hex washer head
HSBH.	hex socket button head	SPH.	slotted pan head
HSFH.	hex socket flat head	SQH.	square head
HSH.	hex socket head	SRH.	slotted round head
HWH.	hex washer head	STD.	standard
HWHTF.	hex washer head thread forming	TAP.	self tapping
HYD.	hydraulic	TTH.	torx truss head

Footnotes

❶ Not illustrated

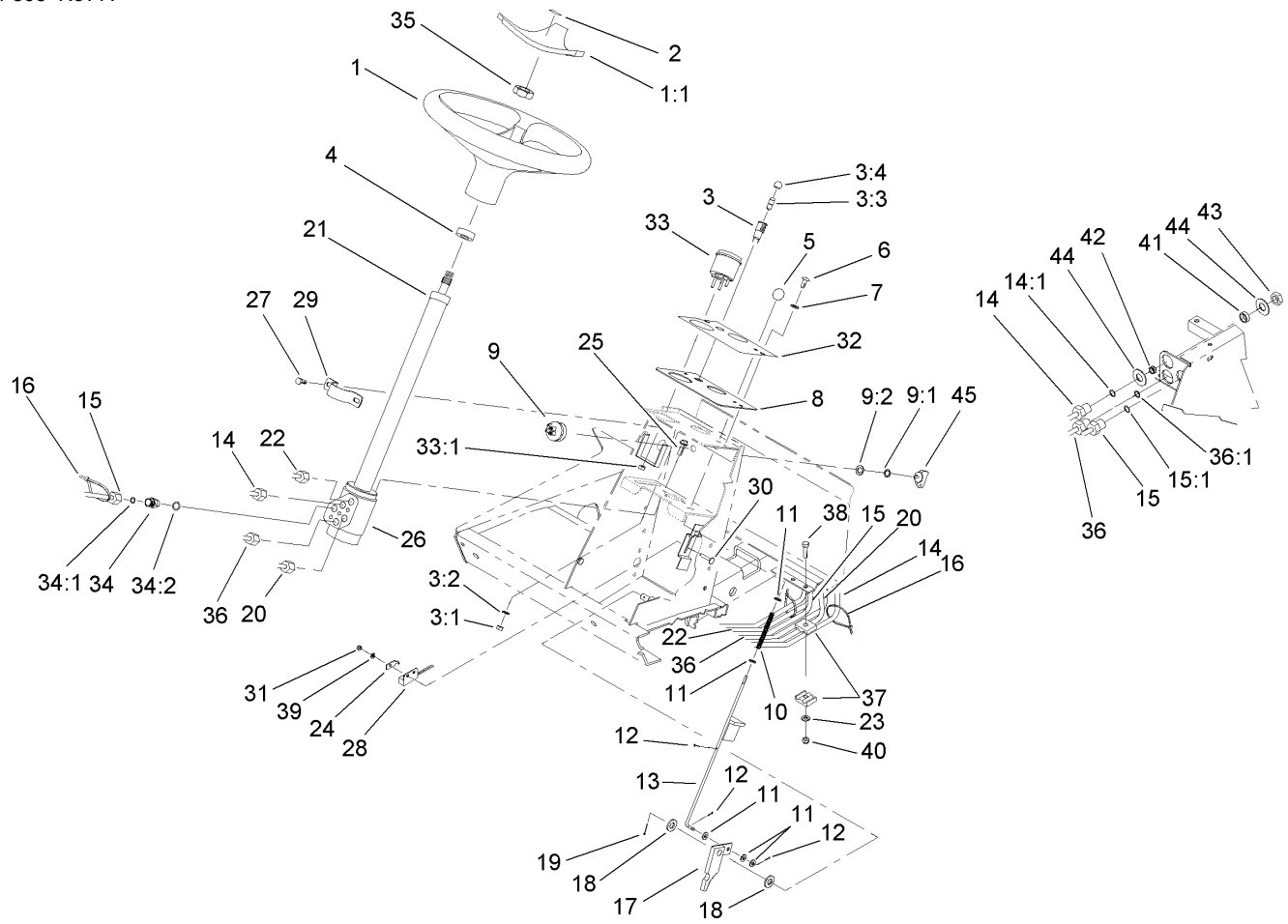
❷ Not serviced separately



Frame and Body Assembly

Ref	Part No.	Qty.	Description
1	62-5550	1	Decal
2	93-7996-01	1	Cover-Tower
3	106-5950	1	RH Fender ASM
3:2	32148-6	2	Insert-Nut
3:3	32148-7	5	Insert-Nut
3:4	93-6686	1	Decal-Oil, HYD
3:5	93-6689	1	Decal-No Riders
6	106-5951	1	LH Fender ASM
6:2	32148-7	6	Insert-Nut
6:3	93-6680	1	Decal-Diesel
6:4	93-6689	1	Decal-No Riders
7	3234-14	14	Screw-HHF
8	107-2385	1	Frame ASM
10	32144-1	11	Screw-Taptite
11	98-4572	1	Bracket-Clamp, Hose
12	32144-14	2	Screw-HWH
13	75-1390-01	1	Cover-Access, Front
14	75-1410-01	1	Plate-Access, Floor
15	75-6840	4	Knob-Knurled
15	3234-7	1	Screw-HHF
16	3256-3	4	Washer-Flat
17	322-5	4	Screw-HH
19	94-1410	1	Holder-Can, Beverage
21	104-0026	1	Toolbox

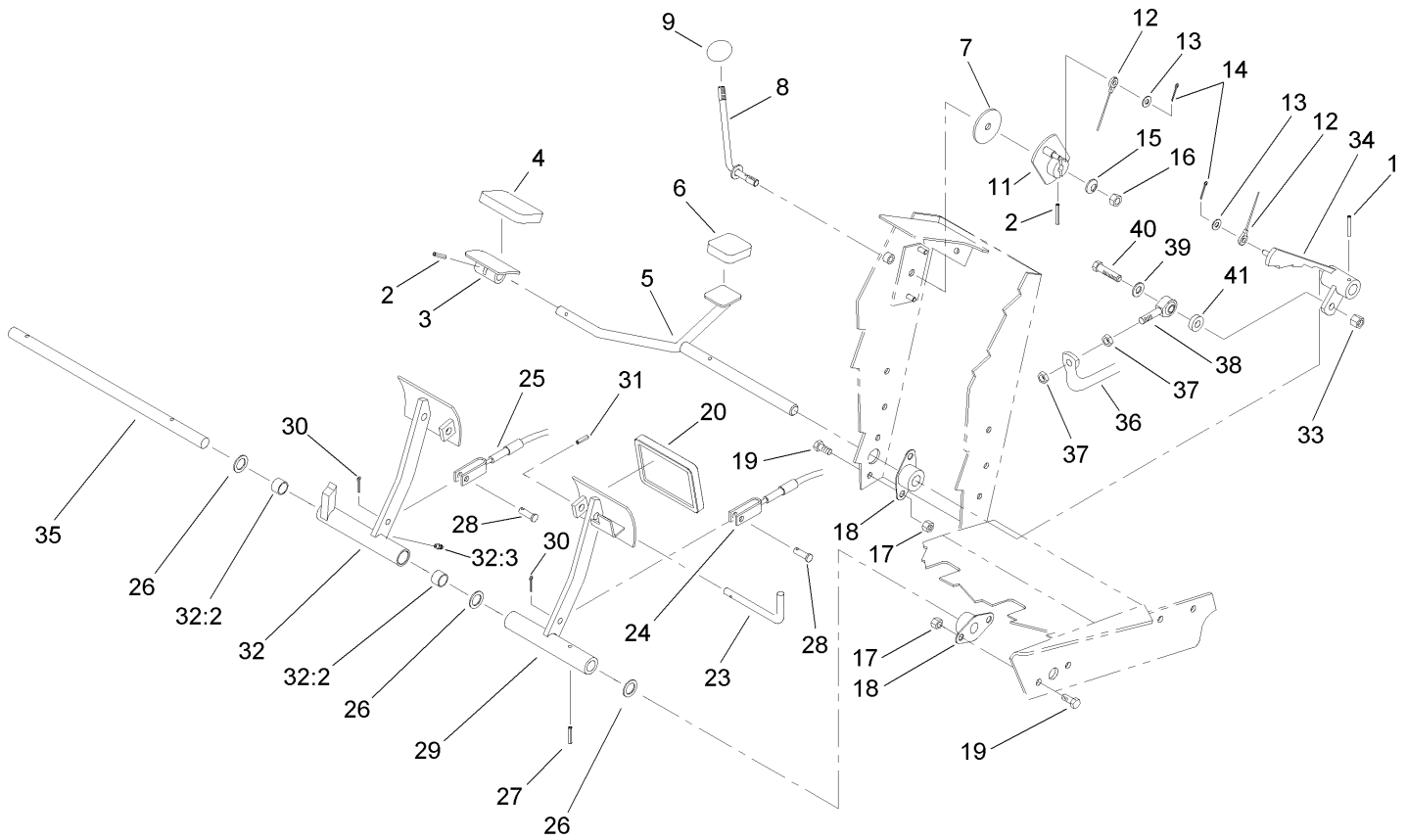
Ref	Part No.	Qty.	Description
22	104-1476	1	Ring-Rubber
23	75-0630	1	Tread-Foot, Center
24	104-1496	2	Hinge-Pin
25	104-1497	2	Hinge-Receiver
27	74-5950	2	Latch-Swell
28	104-9294	1	Decal-Warning
28	104-9295	1	Decal-Warning, Ce
29	104-1489-03	1	Cover-Toolbox
30	107-8841	1	Decal-Service
31	3234-5	1	Screw-HHF
33	94-5626	1	Latch-Draw, Flexible
33:1	103-4080	1	Latch, Rubber
33:2	103-4081	1	Latch, Keeper



Steering Tower Assembly

Ref	Part No.	Qty.	Description
1	98-1471	1	Wheel-Steering
1:1	98-1468	1	Cover-Wheel, Steering
2	98-1459	1	Decal
3	44-2210	1	Light-Indicator, Red
3:1	218-535	1	Nut-Hex
3:2	218-536	1	Washer-Lock
3:3	218-533	1	Lens
3:4		1	Bulb
4	21-9260	1	Cover-Dust
5	233-17	1	Knob
6	87-6620	2	Screw
7	3256-1	2	Washer-Flat
8	93-7998-03	1	Plate-Instrument
9	104-2541	1	Switch-Key
9:1	218-461	1	Nut-HH
9:2	3254-5	1	Washer-Tooth
10	95-1821-03	1	Spring-Compression
11	3256-22	5	Washer-Flat
12	3272-5	3	Pin-Cotter
13	104-1492	1	Rod ASM
14	98-3912	1	Tube ASM
14:1	237-22	1	O-Ring
15	98-3910	1	Tube ASM
15:1	237-22	1	O-Ring

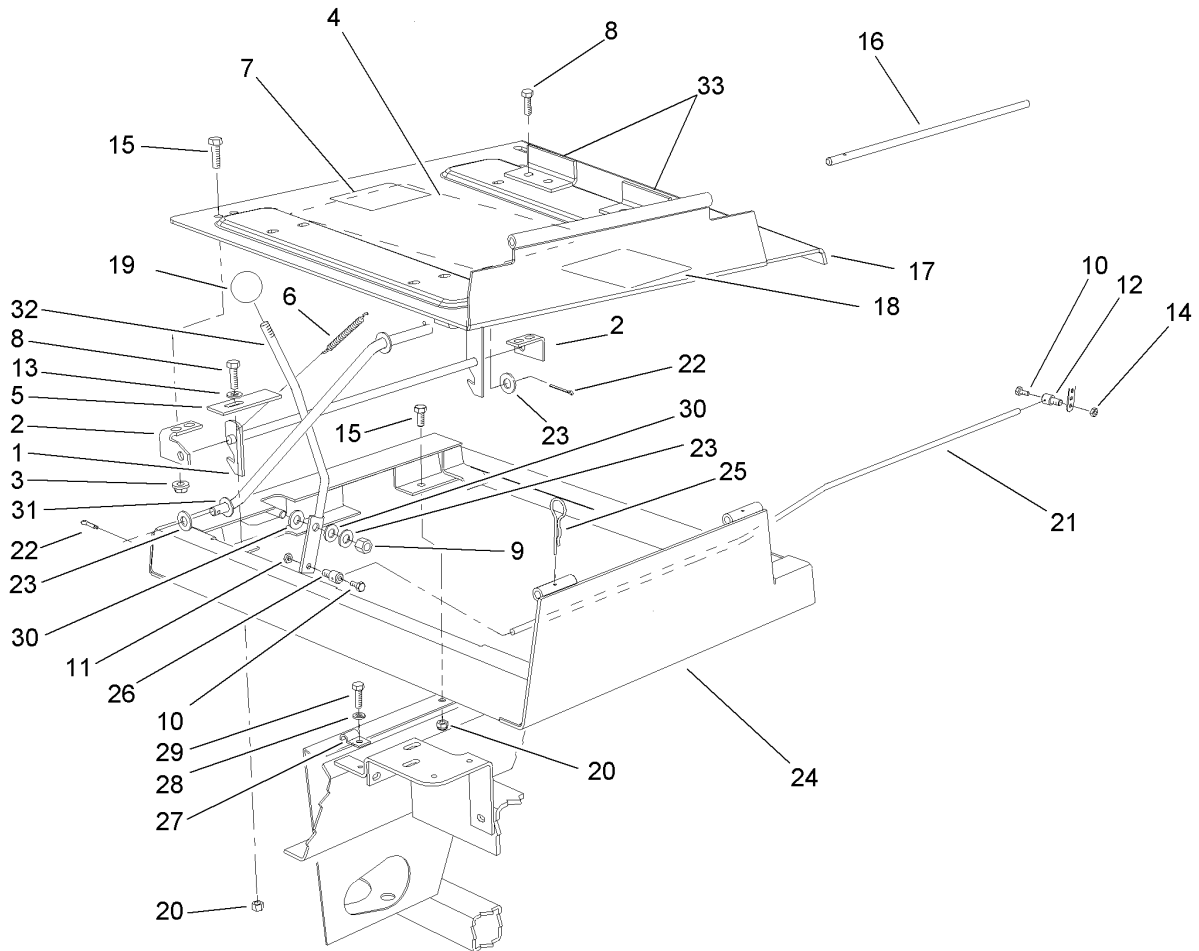
Ref	Part No.	Qty.	Description
16	3290-378	3	Tie-Cable
17	63-7900-03	1	Rack ASM
18	3256-26	2	Washer-Flat
19	3272-10	1	Pin-Cotter
20	98-3908	1	Tube ASM
21	94-9951	1	Column-Steering
22	98-3909	1	Tube ASM
23	3256-23	3	Washer-Flat
24	100-4872	1	Plate-Switch, Neutral
25	33103-020	3	Screw-HHF
26	99-8959	1	Control-Steering
27	32144-11	2	Screw-HWHTF
28	100-1270	1	Switch-Proximity
29	75-2810	1	Bracket-Column, Steering
30	104-1450	1	Bolt-CARR
31	3296-2	1	Nut-Lock
32	93-1263	1	Decal-Tower
33	104-9324	1	Speedometer
33:1	3296-1	4	Nut-Lock
34	340-2	5	Fitting-HYD, Straight
34:1	237-22	1	O-Ring
34:2	237-42	1	O-Ring
35	94-9952	1	Nut-Hex
36	98-3911	1	Tube ASM



Traction and Brake Pedal Assembly

Ref	Part No.	Qty.	Description
1	32121-6	1	Pin-Roll, Slotted
2	32121-45	2	Pin-Spring
3	49-6440-03	1	Pedal-Forward
4	74-9100	1	Pad-Pedal, Forward
5	75-2970	1	Pedal-Traction
6	74-9110	1	Pad-Pedal, Reverse
7	75-6550	1	Disc-Friction
8	75-6490	1	Lever ASM
9	233-42	1	Knob
11	75-6510	1	Bracket-Lever
12	75-6580	1	Cable-Pedal
13	3256-22	2	Washer-Flat
14	3272-2	2	Pin-Cotter
15	3290-461	1	Washer-Spring
16	3296-59	1	Nut-Lock, NI
17	3296-29	8	Nut-Lock, NI
18	256-236	4	Bearing-Mount, Flange
19	322-3	8	Screw-HH
20	93-8742	2	Footpad-Brake
23	63-7880	1	Pin-Latch, Brake
24	63-7733	1	LH Brake Cable ASM
25	63-7732	1	RH Brake Cable ASM
26	3256-69	3	Washer-Flat
27	32121-16	1	Pin-Spring

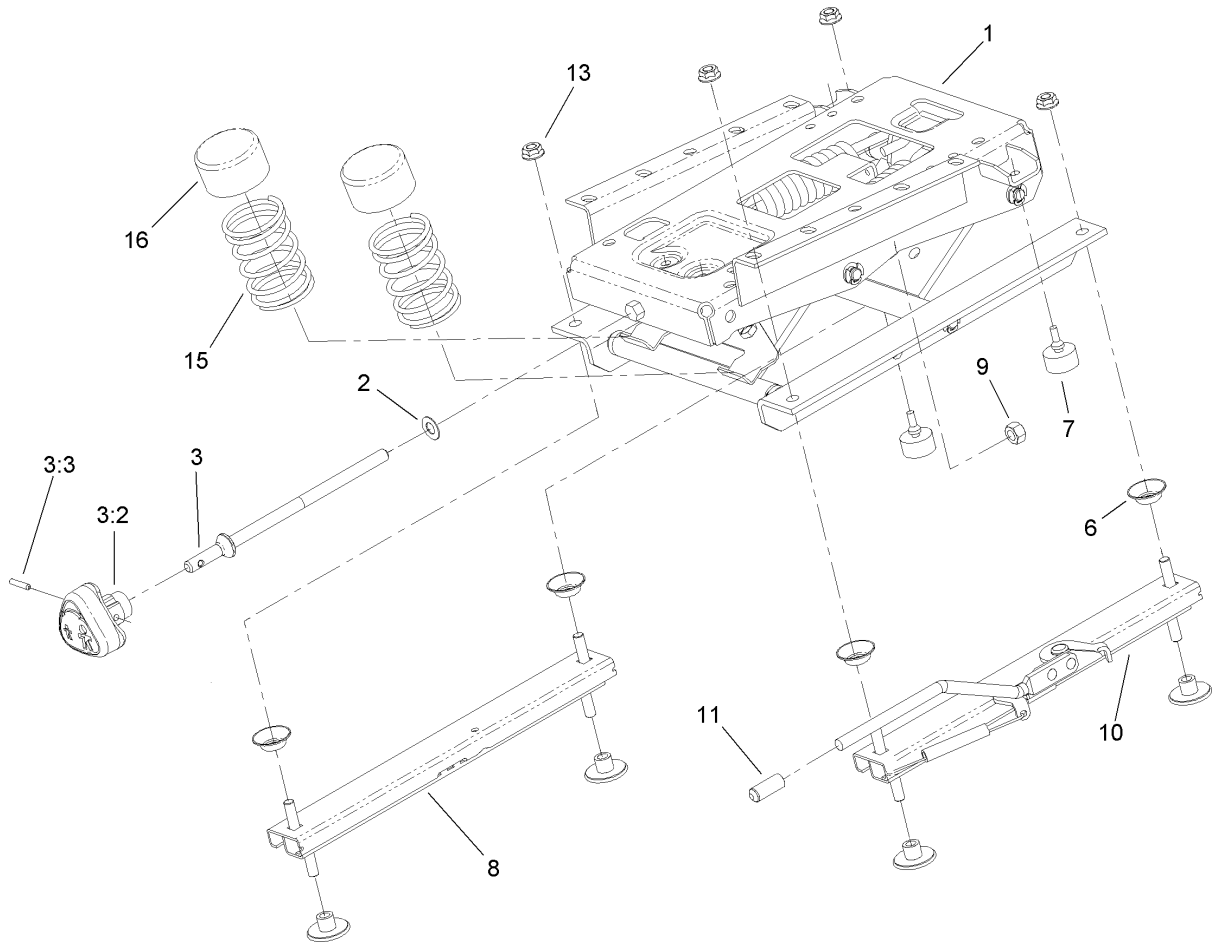
Ref	Part No.	Qty.	Description
28	283-58	2	Pin-Clevis
29	75-1440-03	1	LH Brake Pedal ASM
30	3272-10	2	Pin-Cotter
31	32121-50	1	Pin-Spring
32	75-1430	1	Pedal-Brake, RH
32:2	256-42	2	Bushing
32:3	302-5	1	Fitting-Grease
33	3296-39	1	Nut-Lock, NI
34	75-3270-03	1	Hub-Pivot, Traction
35	75-1470	1	Pin-Pivot, Brake
36	75-2170-03	1	Tube-Control, Pump
37	3220-3	2	Nut-Hex, Jam
38	2411-36	1	Bearing-End, Rod
39	3256-24	1	Washer-Flat
40	323-9	1	Screw-HH
41	5-0652	1	Spacer



Seat Frame and Throttle Assembly

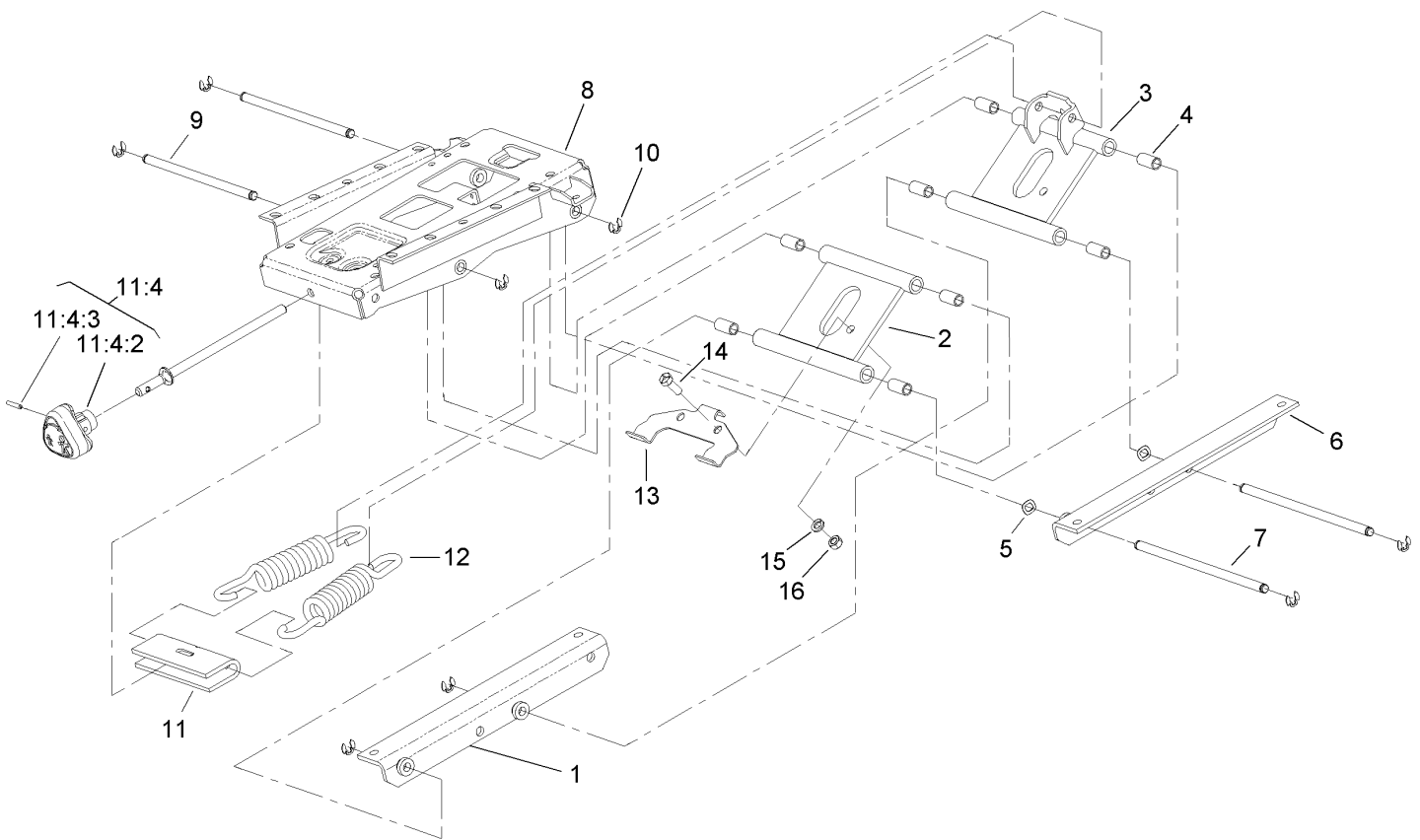
Ref	Part No.	Qty.	Description
1	98-2354-03	1	Latch-Seat
2	98-2353	2	Bracket-Latch, Seat
3	104-8300	6	Nut-Flange, NI
4	105-7528	1	Decal-Information, Solenoid
5	98-9302	1	Plate-Stop, Idler
6	66-4190-03	1	Spring-Idler, Clutch
7	105-4674	1	Decal-Noise
8	322-5	3	Screw-HH
9	3296-39	1	Nut-Lock, NI
10	25-8640	2	Screw-HH
11	3296-3	1	Nut-Lock
12	98-9311	1	Swivel-Throttle
13	3256-23	1	Washer-Flat
14	3296-20	1	Nut-Lock, NI
15	322-3	7	Screw-HH
16	75-3400	1	Shaft-Pivot, Seat
17	110-0453-03	1	Seat Plate ASM
18	106-9224	1	Decal-Danger
19	233-42	1	Knob
20	3296-29	4	Nut-Lock, NI
21	98-3926	1	Cable-Throttle
22	3272-10	2	Pin-Cotter
23	3256-24	3	Washer-Flat
24	98-2352-03	1	Frame-Seat

Ref	Part No.	Qty.	Description
25	3290-467	1	Pin-Hair
26	93-0021	1	Swivel-Cable, Throttle
27	3-6657	1	Clip-Skid
28	3253-3	1	Washer-Lock
29	321-4	1	Screw-HH
30	66-2920	2	Washer-Friction
31	75-3680-03	1	Rod-Seat
32	75-3430-03	1	Lever-Throttle
33	110-4135	2	Stop-Seat



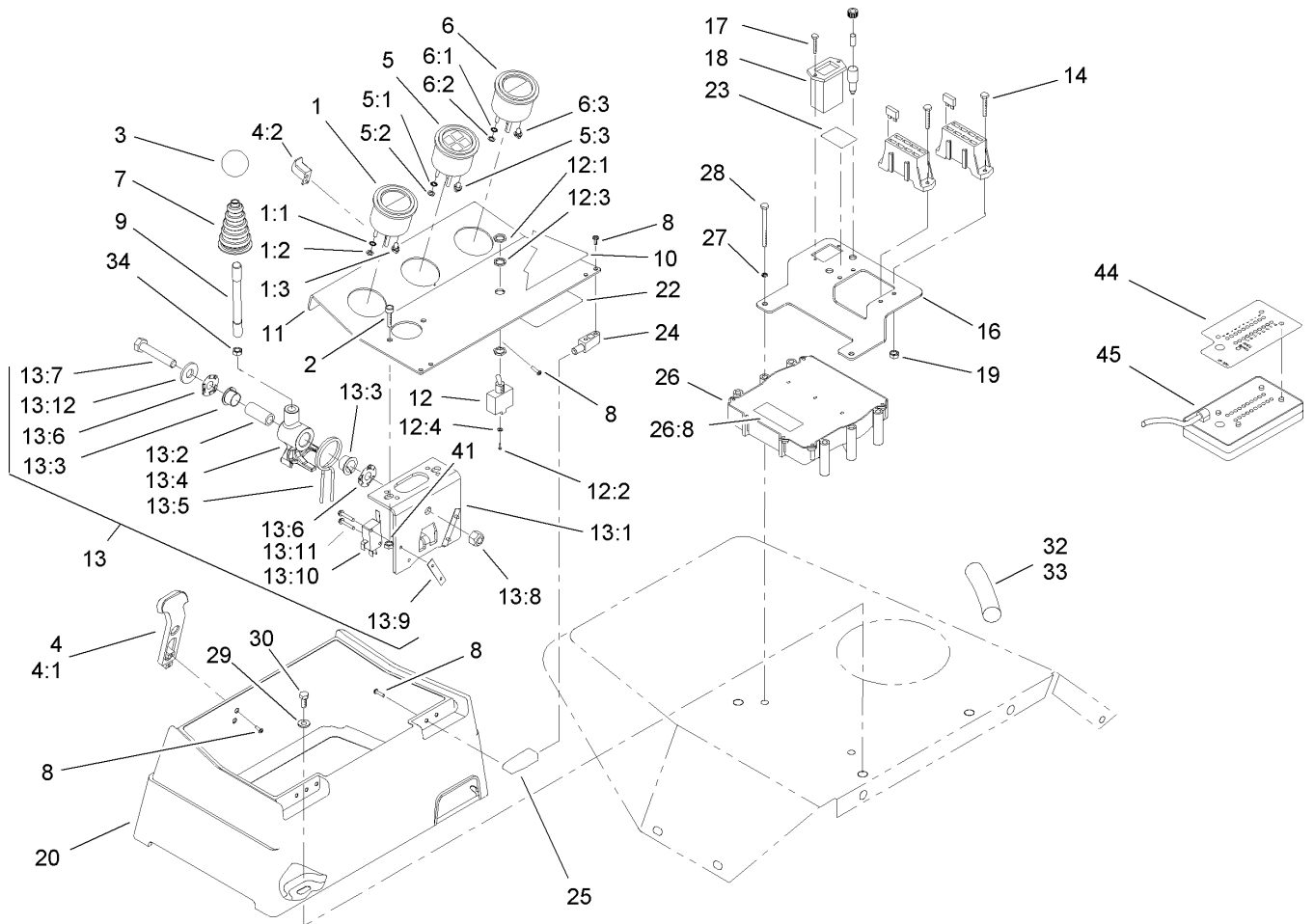
Seat Suspension Assembly No. 76-1970

Ref	Part No.	Qty.	Description
1	106-8085	1	Suspension ASM
2	3256-24	1	Washer-Flat
3	106-1031	1	Tension Adjuster Knob ASM
3:2	106-8093	1	Knob-Adjust, Tension
3:3	32121-45	1	Pin-Spring
6	66-9290	4	Spacer-Suspension
7	76-2940	2	Bumper
8	66-8530	1	Adjuster
9	32153-2	1	Nut-Lock, Side
10	66-8510	1	Adjuster W / Handle
11	75-3570	1	Tip-Vinyl
13	32128-25	4	Nut-HF
15	93-3163	2	Spring
16	93-3164	2	Cap



Suspension Assembly No. 106-8085

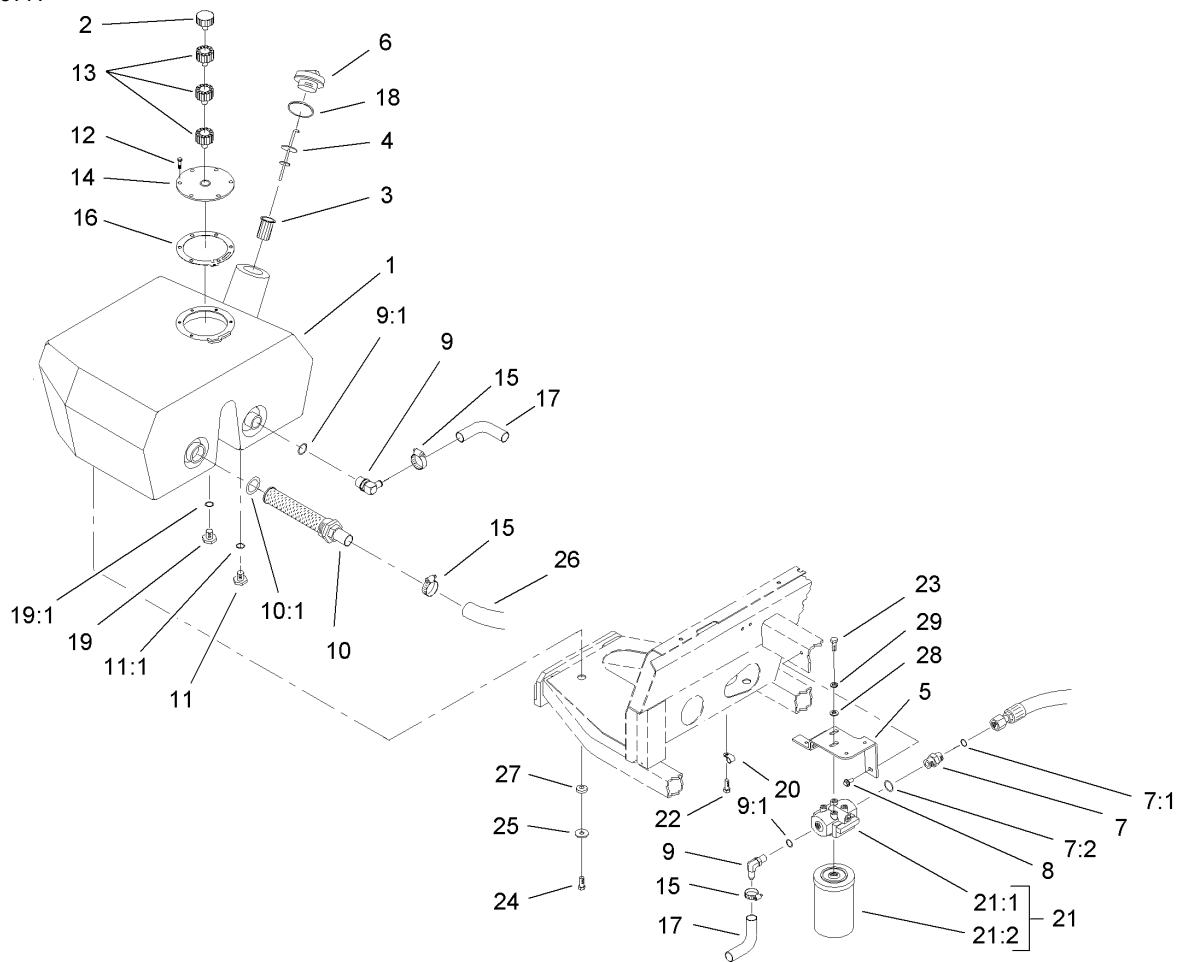
Ref	Part No.	Qty.	Description
1	106-8086	1	Bracket-Mounting, RH
2	106-8087	1	Arm
3	106-8088	1	Bellcrank
4	76-1920	8	Sleeve-Bearing
5	108472	2	Washer-Wave
6	106-8089	1	Bracket-Mounting, LH
7	106-8090	2	Shaft-Pivot
8	66-8600	1	Frame-Upper
9	76-1910	2	Shaft-Pivot
10	32151-47	8	Ring-Retaining
11	76-1960	1	Knob Kit
②11:4		1	Tension Adjuster Knob ASM
11:4:2	106-8093	1	Knob-Adjust, Tension
11:4:3	32121-45	1	Pin-Spring
12	76-1940	2	Spring-Extension
13	93-3165	1	Bracket
14	322-6	1	Screw-HH
15	3253-33	1	Washer-Lock
16	3217-6	1	Nut-Hex



Control Console Assembly

Ref	Part No.	Qty.	Description
1	98-9339	1	Gauge-Fuel
1:1	3254-1	3	Washer-Lock, Int
1:2	3217-27	3	Nut-Hex
1:3	105-9265	1	Bulb And Lamp ASM
2	3258-166	2	Screw-PRH
3	233-42	1	Knob
4	94-5626	1	Latch-Draw, Flexible
4:1	103-4080	1	Latch, Rubber
4:2	103-4081	1	Latch, Keeper
5	98-9306	1	Light-Warning
5:1	3254-1	1	Washer-Lock, Int
5:2	3217-27	1	Nut-Hex
5:3	105-9264	4	Bulb And Lamp ASM
6	98-9308	1	Gauge-Temperature
6:1	3254-1	3	Washer-Lock, Int
6:2	3217-27	3	Nut-Hex
6:3	105-9265	1	Bulb And Lamp ASM
7	93-5961	1	Boot-Lever
8	32144-1	11	Screw-Taptite
9	105-7508	1	Lever-Joystick
10	104-9296	1	Decal-Control
11	104-9251-03	1	Plate-Instrument
12	99-8352	1	Switch-Backlap, Master
12:1	218-498	2	Locknut

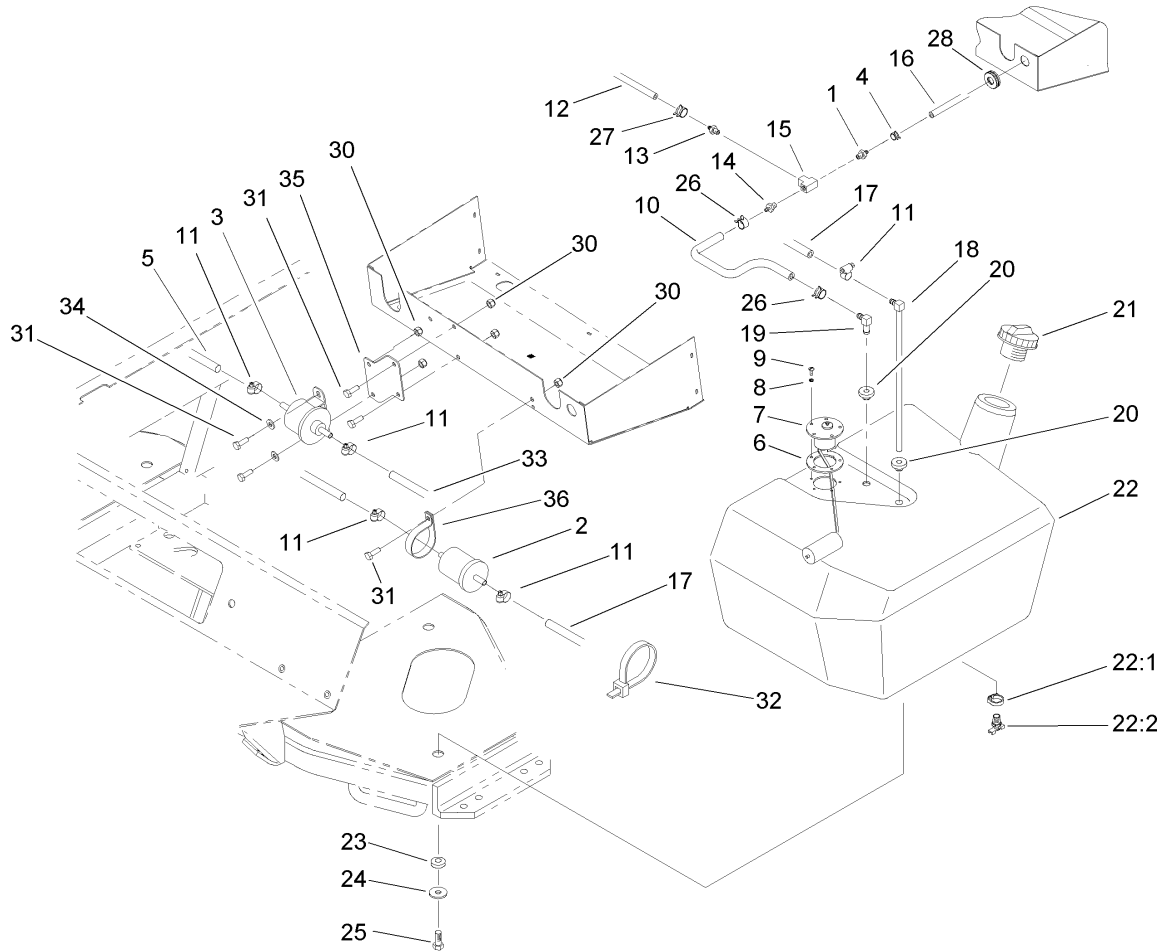
Ref	Part No.	Qty.	Description
12:2	218-588	3	Screw
12:3	218-589	1	Washer
12:4	3253-19	3	Washer-Lock
13	106-4167	1	Joystick Bracket ASM
13:1	106-4168-03	1	Bracket-Joystick
13:2	106-4192	1	Spacer
13:3	93-5547	2	Bushing-Nylon
13:4	105-7507	1	Hub-Pivot, Joystick
13:5	105-8289	1	Spring-Torsion
13:6	106-4193	2	Washer-Finger, Spring
13:7	322-9	1	Screw-HH
13:8	3296-29	1	Nut-Lock, NI
13:9	3290-354	2	Nut-Speed
13:10	108-6496	2	Switch W/Boot
13:11	95-3003	4	Screw-HH
13:12	3256-3	1	Washer-Flat
14	32105-13	4	Screw-SHH
16	104-1499-03	1	Bracket-Block, Fuse
17	32144-18	2	Screw-HH
18	75-6820	1	Hourmeter
19	3296-2	4	Nut-Lock
20	104-0027	1	Box-Control
22	94-6767	1	Decal-Fuses
23	104-9298	1	Decal-Controller



Hydraulic Filter and Reservoir Assembly

Ref	Part No.	Qty.	Description
1	104-9254	1	Tank-Oil
2	68-6150	1	Breather
3	61-2790	1	Filter-Screen
4	94-9411	1	Dipstick
5	98-3917-01	1	Bracket-Filter
6	93-7498	1	Plug-Plastic
7	340-91	1	Adapter
7:1	237-58	1	O-Ring
7:2	237-146	1	O-Ring
8	32144-14	2	Screw-HWH
9	23-8910	2	Stem-Barb, 90 DEG
9:1	237-146	1	O-Ring
10	104-7546	1	Strainer-Tank
10:1	340-136	1	O-Ring
11	353-508	1	Plug
11:1	237-42	1	O-Ring
12	33104-020	6	Screw-HHF
13	92-8020	3	Adapter-Breather
14	93-7588	1	Cover-Tank
15	2412-34	3	Clamp-Hose
16	93-7499	1	Gasket
17	98-3931	2	Hose-Formed
18	237-101	1	O-Ring
19	353-550	1	Plug-HYD, HH

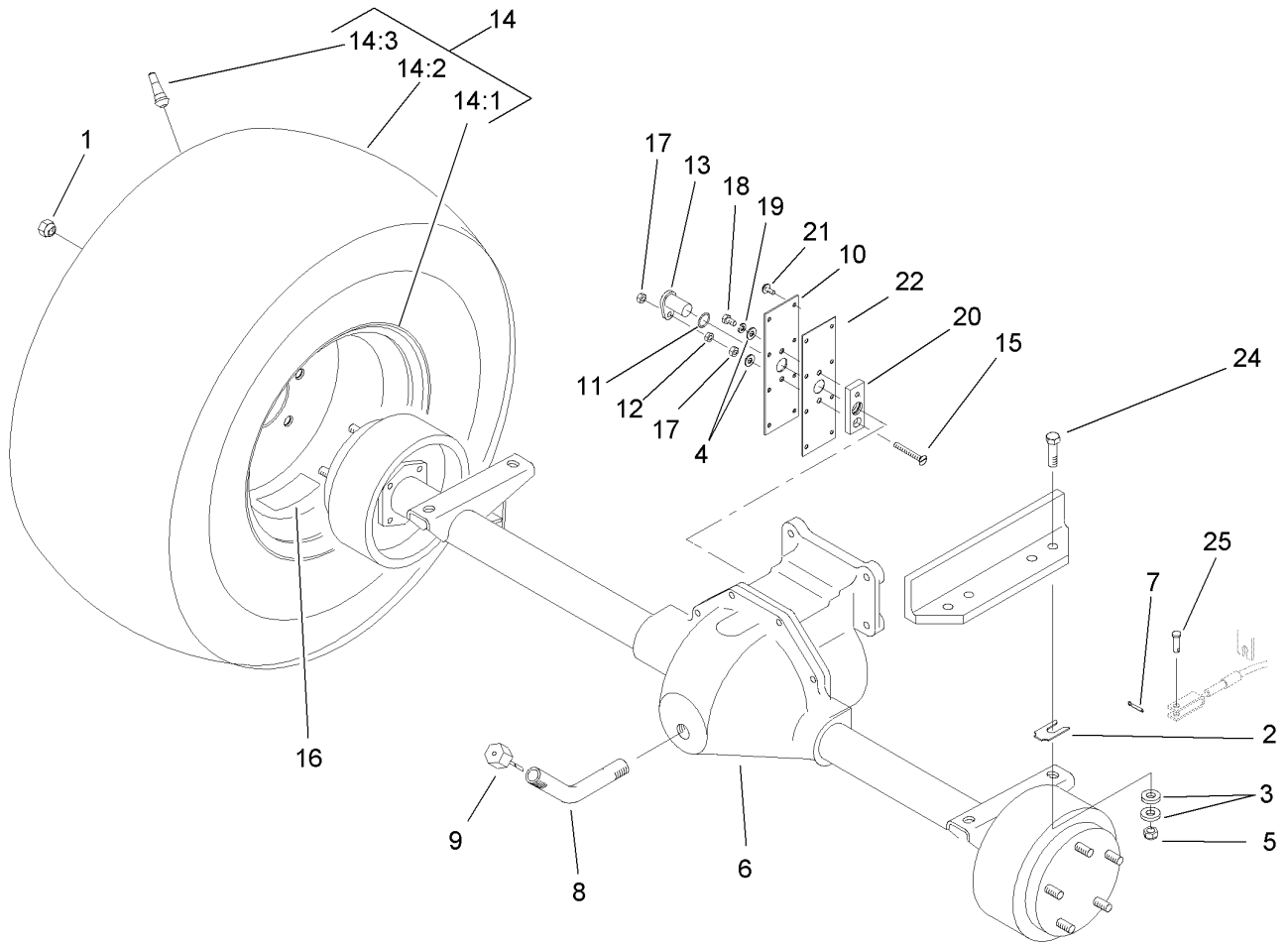
Ref	Part No.	Qty.	Description
19:1	237-79	1	O-Ring
20	2412-93	2	Clamp-R
21		1	Oil Filter ASM
21:1	104-0080	1	Filter Head ASM
21:2	94-2621	1	Element-Filter
22	32144-10	2	Screw-HWH
23	323-4	2	Screw-HH
24	33105-025	3	Screw-HHF
25	63-8410	3	Washer
26	75-6870	1	Hose-Inlet, Pump
27	240-11	3	Bushing-Flange
28	3256-24	2	Washer-Flat
29	3253-21	2	Washer-Lock



Fuel Tank Assembly

Ref	Part No.	Qty.	Description
1	304-73	1	Connector-Hose
2	98-7612	1	Filter-Fuel
3	107-0122	1	Pump-Fuel, Electric
4	2412-98	1	Clamp
5	110-4100	1	Hose-Fuel
6	62-7650	1	Gasket
7	63-7640	1	Sender-Fuel
8	3253-15	5	Washer-Lock
9	32122-24	5	Screw-PTH
10	110-4104	1	Hose-Fuel
11	2412-108	4	Clamp-Worm
12	110-4106	1	Hose-Fuel
13	354-22	1	Fitting-Barb
14	354-21	1	Fitting-Barb
15	354-20	1	Fitting-Tee
16	110-4103	1	Hose-Fuel
17	110-4109	1	Hose-Fuel
18	66-8121	1	Standpipe
19	46-6550	1	Fitting-HYD, 90 DEG
20	46-6560	2	Bushing
21	93-3102	1	Cap-Fuel
22	105-7933	1	Tank-Fuel
22:1	2412-36	1	Clamp-Hose
22:2	304-46	1	Draincock

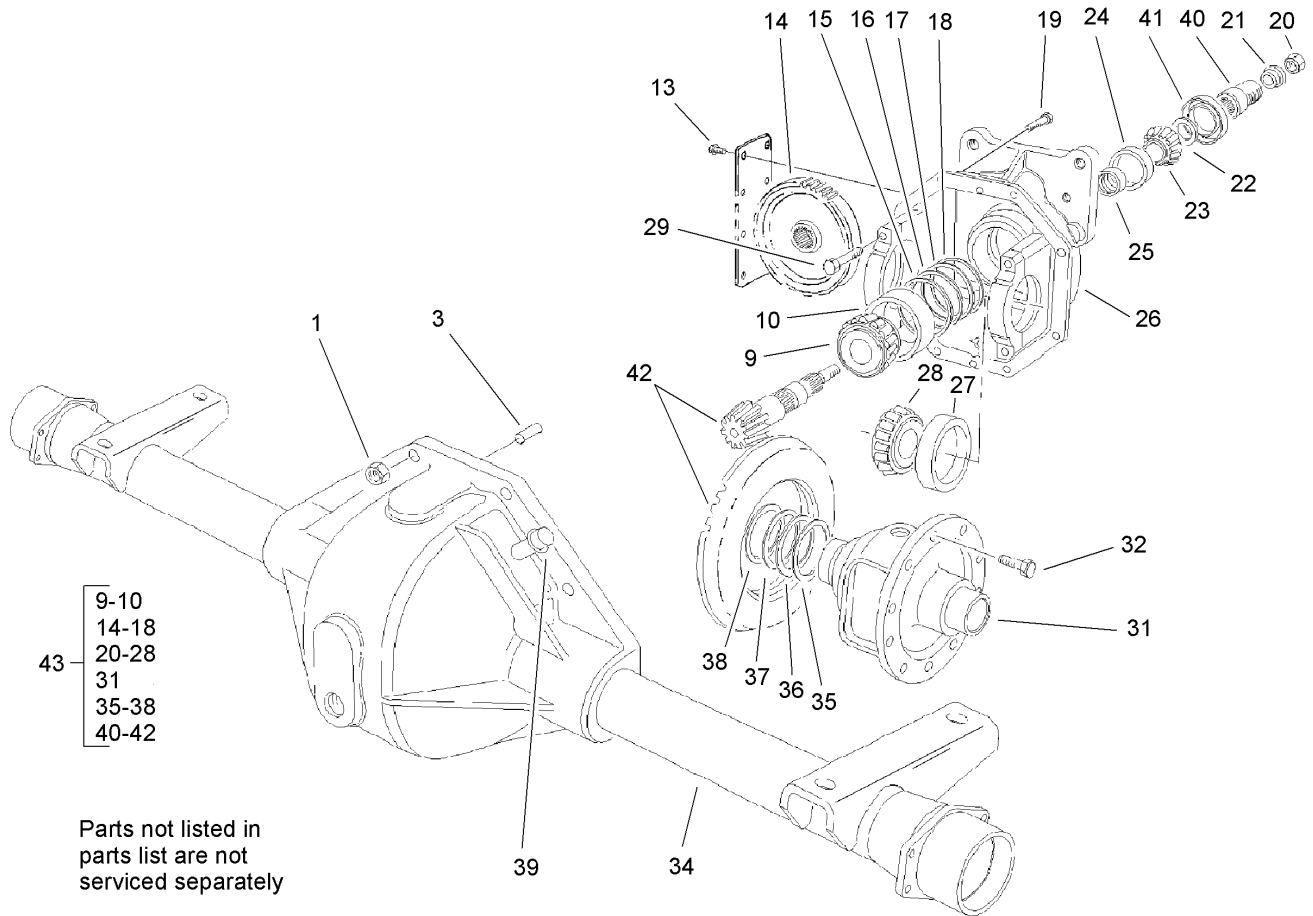
Ref	Part No.	Qty.	Description
23	240-11	3	Bushing-Flange
24	63-8410	3	Washer
25	33105-025	3	Screw-HHF
26	92-2379	2	Clamp-Hose
27	2412-146	2	Clamp-Hose
28	240-9	1	Grommet
30	3296-42	5	Nut-Lock, NI
31	321-4	5	Screw-HH
32	3290-378	1	Tie-Cable
33	110-4124	1	Hose-Fuel
34	3256-22	2	Washer-Flat
35	104-9339	1	Bracket-Pump, Fuel
36	2412-148	1	Clamp-R



Front Axle Assembly

Ref	Part No.	Qty.	Description
1	242-50	10	Nut-Lug
2	42-6080	5	Shim-Axle
3	66-6480	8	Washer
4	3256-22	2	Washer-Flat
5	3296-48	4	Nut-Lock, NI
6	108-0640-03	1	Drive Axle ASM
7	3272-10	2	Pin-Cotter
8	75-6850	1	Tube-Fill, Oil
9	27-3710	1	Dipstick
10	85-4330	1	Cover-Gear
11	237-181	1	O-Ring
12	3218-1	1	Nut-Jam
13	85-4350	1	Sensor-Geartooth
14		2	Wheel And Tire ASM
14:1	99-6984	1	Wheel ASM
14:2	98-2373	1	Tire
14:3	232-27	1	Stem-Valve
15	32108-9	1	Screw-FH
16	106-9206	2	Decal-Torque, Wheel
17	3296-56	2	Nut-Lock, NI
18	321-2	1	Screw-HH
19	3253-3	1	Washer-Lock
20	85-4340	1	Plate-Mounting, Sensor
21	32144-112	8	Screw-HWH

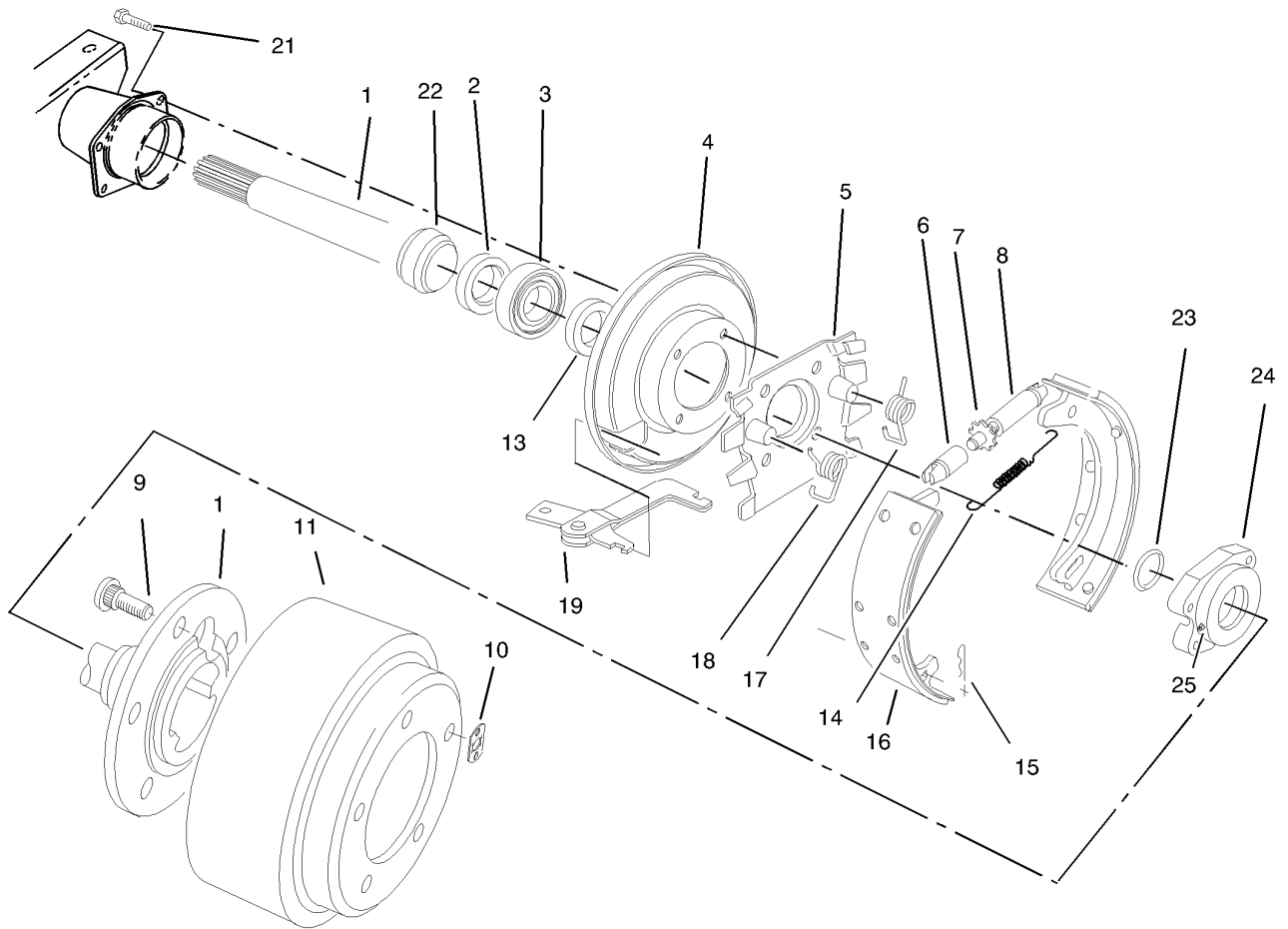
Ref	Part No.	Qty.	Description
22	92-5797	1	Gasket-Axle
24	324-7	4	Screw-HH
25	283-58	2	Pin-Clevis



Drive Axle Assembly No. 108-0640-03

Ref	Part No.	Qty.	Description
1	32149-5	8	Nut-Keps
3	21-8270	2	Pin-Dowel
9	43-6760	1	Bearing-Roller, Cone Taper
10	43-6750	1	Bearing-Taper, Cup
13	32144-112	8	Screw-HWH
14	86-7230	1	Gear-Input, Transmission
15	43-6710	1	Shim-Pinion (.003)
16	43-6711	1	Shim-Pinion (.005)
17	43-6712	1	Shim-Pinion (.010)
18	43-6713	1	Shim-Pinion (.030)
19	3210-8	8	Screw-HH
20	71-4350	1	Nut
21	83-5130	1	Spacer-Pinion
22	72-3592	1	Shim-Bearing, Front (.137)
22	72-3591	1	Shim-Bearing, Front (.135)
22	72-3590	1	Shim-Bearing, Front (.133)
22	72-3588	1	Shim-Bearing, Front (.131)
22	72-3587	1	Shim-Bearing, Front (.129)
22	72-3586	1	Shim-Bearing, Front (.127)
22	72-3585	1	Shim-Bearing, Front (.125)
22	72-3600	1	Shim-Bearing, Front (.151)
22	72-3598	1	Shim-Bearing, Front (.149)
22	72-3597	1	Shim-Bearing, Front (.147)
22	72-3596	1	Shim-Bearing, Front (.145)

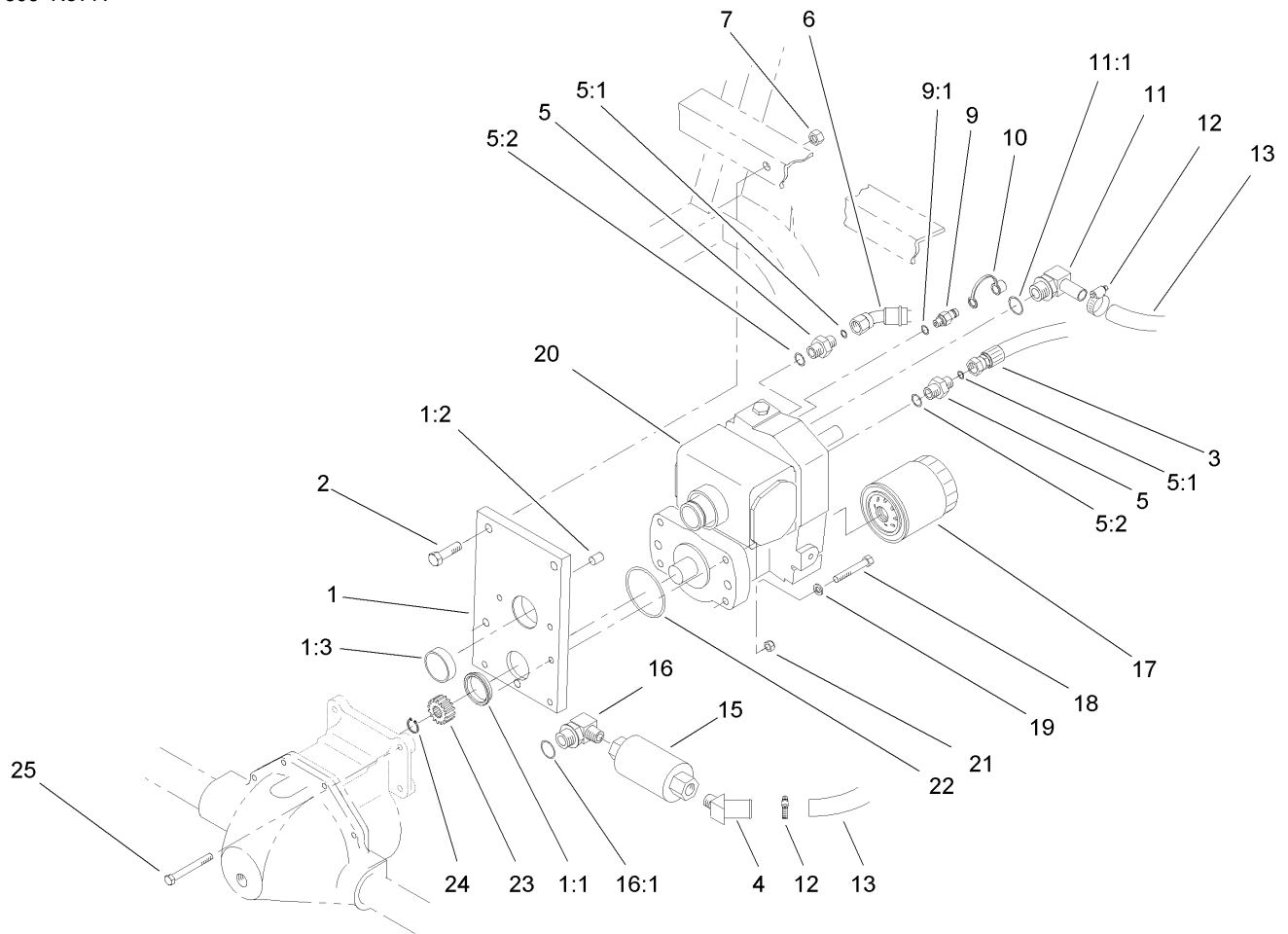
Ref	Part No.	Qty.	Description
22	72-3595	1	Shim-Bearing, Front (.143)
22	72-3594	1	Shim-Bearing, Front (.141)
22	72-3593	1	Shim-Bearing, Front (.139)
22	72-3576	1	Shim-Bearing, Front (.106)
22	72-3575	1	Shim-Bearing, Front (.104)
22	72-3574	1	Shim-Bearing, Front (.102)
22	72-3573	1	Shim-Bearing, Front (.100)
22	72-3572	1	Shim-Bearing, Front (.098)
22	72-3571	1	Shim-Bearing, Front (.096)
22	72-3570	1	Shim-Bearing, Front (.094)
22	72-3584	1	Shim-Bearing, Front (.120)
22	72-3583	1	Shim-Bearing, Front (.118)
22	72-3582	1	Shim-Bearing, Front (.116)
22	72-3581	1	Shim-Bearing, Front (.114)
22	72-3580	1	Shim-Bearing, Front (.112)
22	72-3578	1	Shim-Bearing, Front (.110)
22	72-3577	1	Shim-Bearing, Front (.108)
23	254-91	1	Cone-Bearing
24	21-8390	1	Cup-Bearing
25	21-8020	1	Spacer-Bearing
26	93-3619	1	Upper Housing ASM
27	254-66	2	Cup-Bearing, Roller
28	254-65	2	Cone-Bearing, Roller
29	92-1773	4	Screw-HHF



Brake Assembly

Ref	Part No.	Qty.	Description
1	108-1424	1	Shaft-Axle, LH
1	108-1425	1	Shaft-Axle, RH
2	100-3842	2	Seal-Oil
3	108-1426	2	Cap-Bearing
4	100-3843	2	Shield-Dust
5	100-3844	2	Spider-Torque
6	21-9390	2	Socket-Screw, Adjusting
7	21-9370	2	Screw-Adjusting
8	21-9380	2	Nut-Pivot
9	106-9205	10	Stud-Wheel
10	21-8360	2	Clip-Retaining
11	106-9209-03	2	Drum-Brake
13	100-3845	2	Seal-Grease
14	21-9440	2	Spring-Screw, Adjusting
15	21-9460	4	Retainer-Lever, Brake
16	84-8590	4	Shoe And Lining ASM
17	21-9420	2	Spring-Return, LH
18	21-9430	2	Spring-Return, RH
19	24-9180	2	Strut And Lever ASM
21	100-3846	8	Screw-Special
22	100-3847	2	Retainer-Bearing
23	108-1427	2	Ring-Spiral
24	108-1428	2	Bearing ASM
25	100-3850	2	Zerk-Special

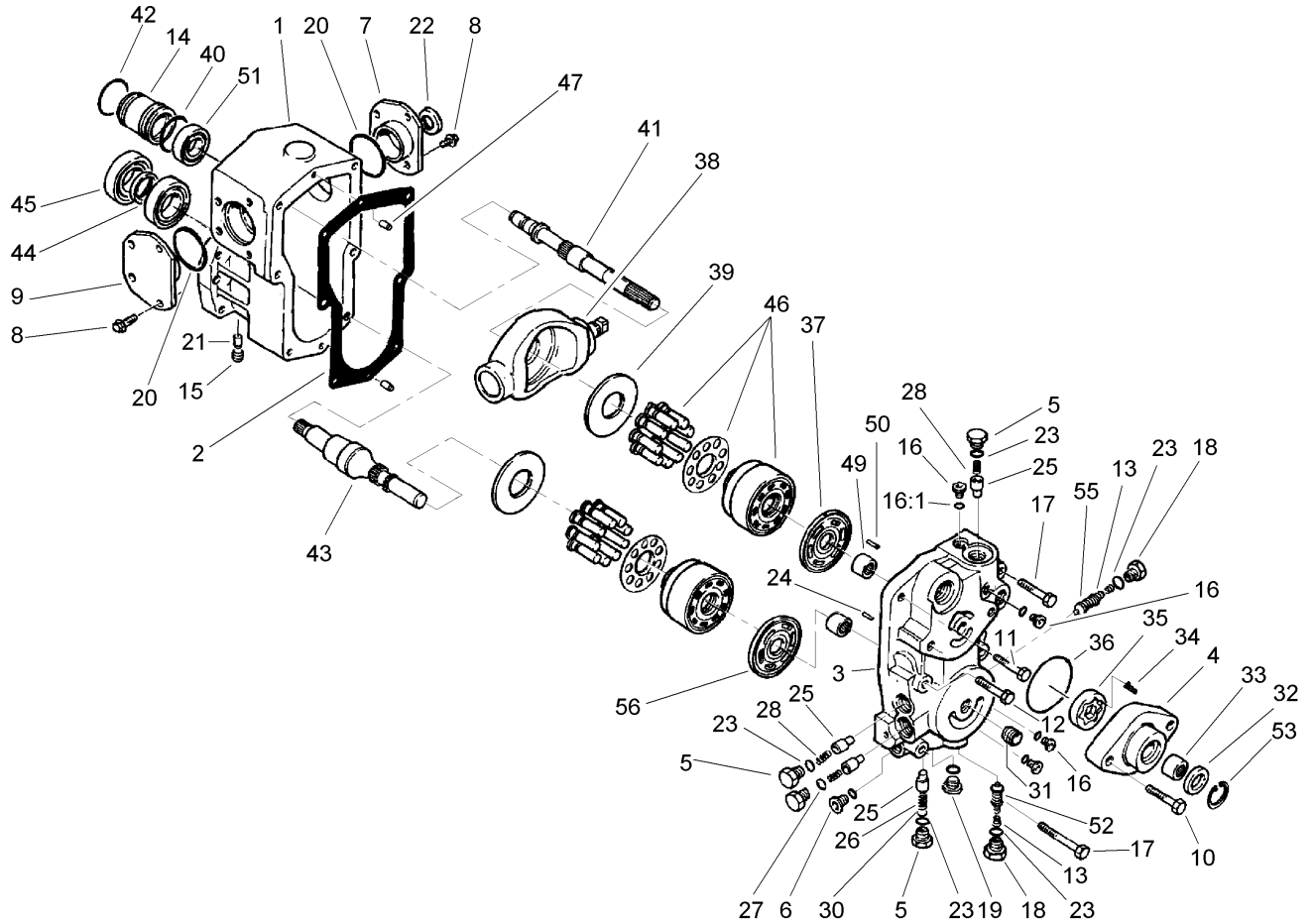
Ref	Part No.	Qty.	Description
●26	84-8600	1	Set-Shoes, Lined
●27	92-8775	1	Liquid Gasket Kit



Transmission Assembly

Ref	Part No.	Qty.	Description
1	92-4846	1	Transmission Support ASM
1:1	75-3110	1	Collar-Transmission
1:2	92-4808	1	Sleeve-Transmission
1:3	92-4809	1	Support-Transmission
2	325-7	2	Screw-HH
3	104-0073	1	HYD Hose ASM
4	354-72	1	Fitting-HYD
5	340-3	2	Adapter
5:1	237-22	1	O-Ring
5:2	237-79	1	O-Ring
6	104-0072	1	HYD Hose ASM
7	3296-23	2	Nut-Lock, NI
9	354-77	1	Fitting-Quick
9:1	237-78	1	O-Ring
10	354-79	1	Cap-Dust
11	75-4720	1	Fitting-Line, Suction
11:1	237-81	1	O-Ring
12	2412-129	2	Clamp-Hose
13	75-6350	1	Hose
15	75-6340-03	1	Filter
16	354-75	1	Fitting-HYD, 90 DEG
16:1	237-81	1	O-Ring
17	75-1330	1	Element-Filter
18	323-12	2	Screw-HH

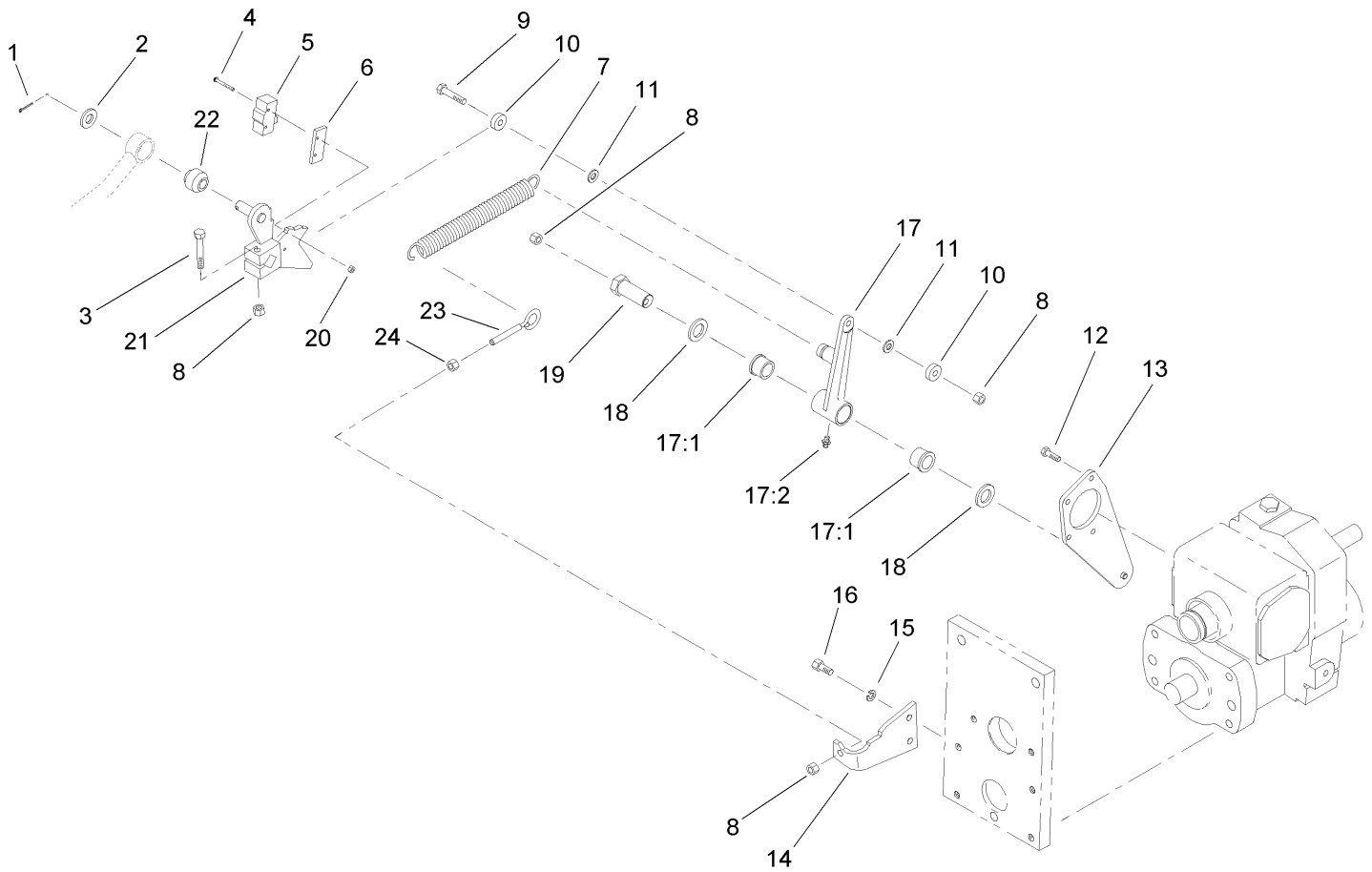
Ref	Part No.	Qty.	Description
19	3253-21	2	Washer-Lock
20	75-0012	1	Transmission
21	3296-39	2	Nut-Lock, NI
22	237-161	1	O-Ring
23	86-7220	1	Gear-Pinion
24	32151-62	1	Ring-Retaining
25	323-20	2	Screw-HH



Transmission Assembly No. 75-0012

Ref	Part No.	Qty.	Description
1	75-0020	1	Housing
2	75-0030	1	Gasket-Housing
3	75-0040	1	Section-Center
4	83-4780	1	Housing-Pump, Charge
5	75-0060	4	Plug
6	75-0070	1	Plug
7	86-7520	1	RH Trunnion Cover ASM
8	75-0090	8	Capscrew-HH
9	86-7530	1	LH Trunnion Cover ASM
10	75-0110	2	Capscrew-HH
11	75-0120	1	Capscrew-HH
12	75-0130	3	Capscrew-HH
13	75-0140	2	Spring-Conical
14	75-0150	1	Guide-Seal
15	75-0160	1	Plug-Pipe
16	75-0170	4	Plug-Thread, Straight
16:1	92-8777	1	O-Ring
17	75-0180	2	Capscrew-HH
18	75-0190	2	Plug-Special
19	75-0200	2	Plug-Thread, Straight
20	75-0210	2	O-Ring
21	75-0220	2	Pin
22	75-0230	1	Seal-Lip
23	75-0240	6	O-Ring

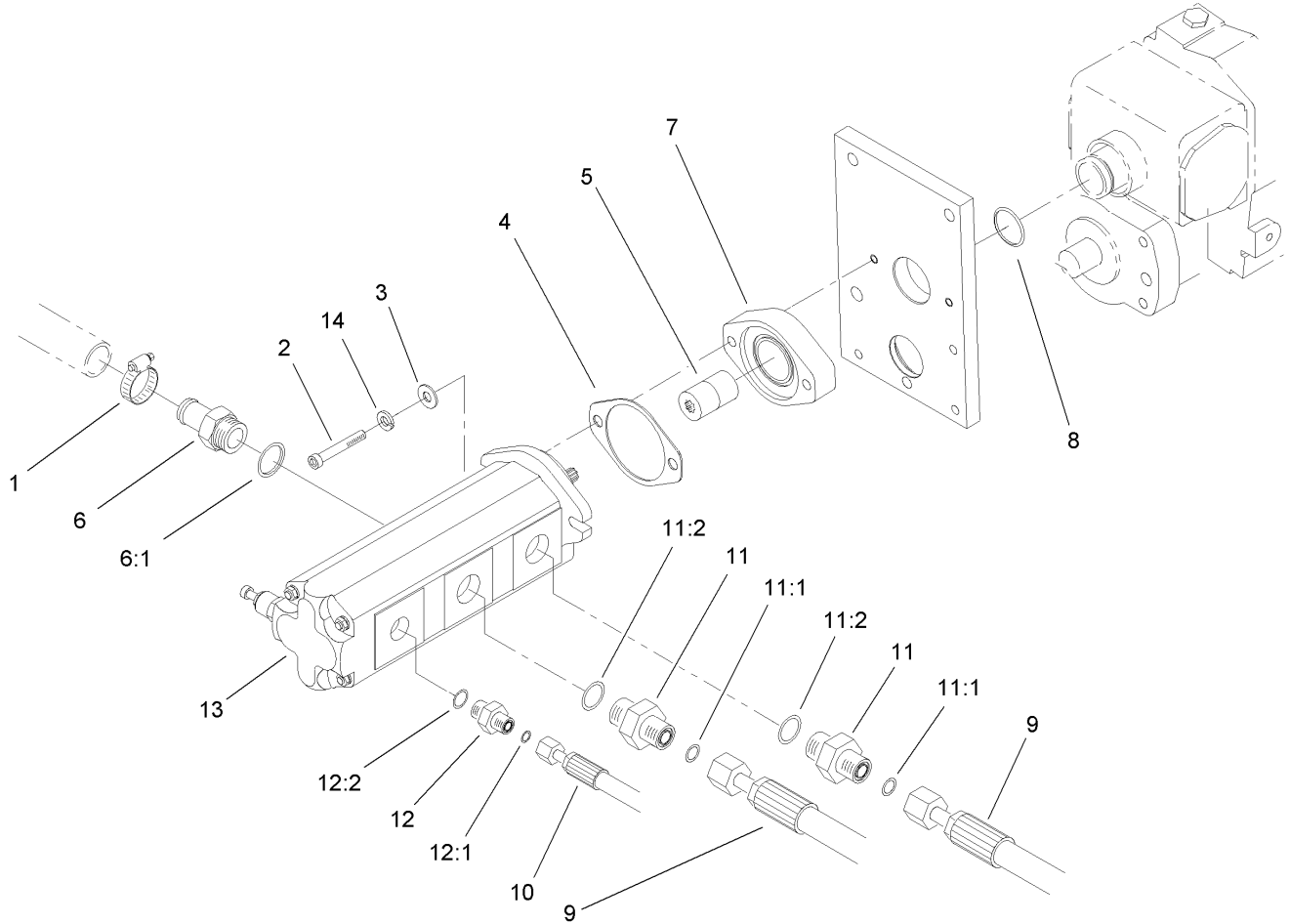
Ref	Part No.	Qty.	Description
24	75-0250	1	Spring
25	75-0260	4	Valve-Relief
26	75-0270	1	Spring
27	75-0280	1	Spring
28	75-0290	2	Spring
30	75-0310	1	Shim
31	75-0320	1	Nipple
32	75-0330	1	Seal-Lip
33	75-0340	1	Bearing-Needle
34	75-0350	1	Pin
35	75-0360	1	Gerotor
36	75-0370	1	O-Ring
37	75-0380	1	Plate-Valve
38	75-0390	1	Plate-Swash
39	75-0400	2	Plate-Thrust
40	75-0410	1	O-Ring
41	86-7540	1	Shaft-Pump
42	75-0430	1	Ring-Retaining
43	75-0440	1	Shaft-Motor
44	75-0450	1	Collar
45	75-0460	2	Bearing-Ball
46	75-0470	2	Cylinder Block Kit
47	75-0480	2	Pin
49	75-0500	2	Bearing-Needle



Traction Control Assembly

Ref	Part No.	Qty.	Description
1	3272-10	1	Pin-Cotter
2	3256-26	1	Washer-Flat
3	322-10	1	Screw-HH
4	32105-21	2	Screw-HH
5	29-6162	1	Switch-Micro
6	75-4130	1	Plate-Switch
7	76-9430-03	1	Spring-Extention
8	3296-29	4	Nut-Lock, NI
9	322-7	1	Screw-HH
10	251-307	2	Bearing-Ball
11	75-5470	2	Spacer-Bearing
12	321-5	4	Screw-HH
13	104-1480-03	1	Traction Plate ASM
14	85-9900-03	1	Plate-Anchor, Spring
15	3253-4	2	Washer-Lock
16	322-3	2	Screw-HH
17	92-2581	1	Neutral Switch Arm ASM
17:1	256-113	2	Bushing-Flange
17:2	302-5	1	Fitting-Grease
18	3-6498	2	Washer-Thrust
19	76-8640	1	Stud-Traction
20	3296-9	2	Nut-Lock
21	75-4100-03	1	Control-Pump
22	23-2270	1	Bushing-Rubber

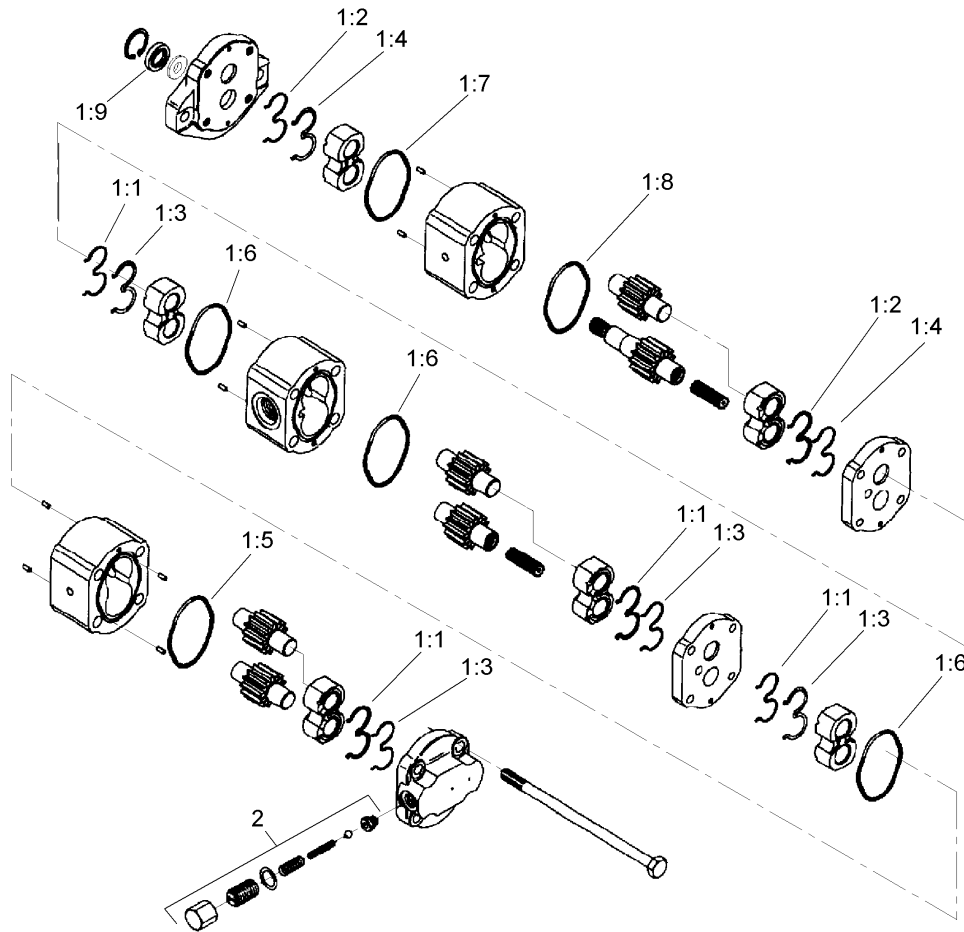
Ref	Part No.	Qty.	Description
23	85-9910	1	Eyebolt
24	3217-6	1	Nut-Hex



Gear Pump Installation Assembly

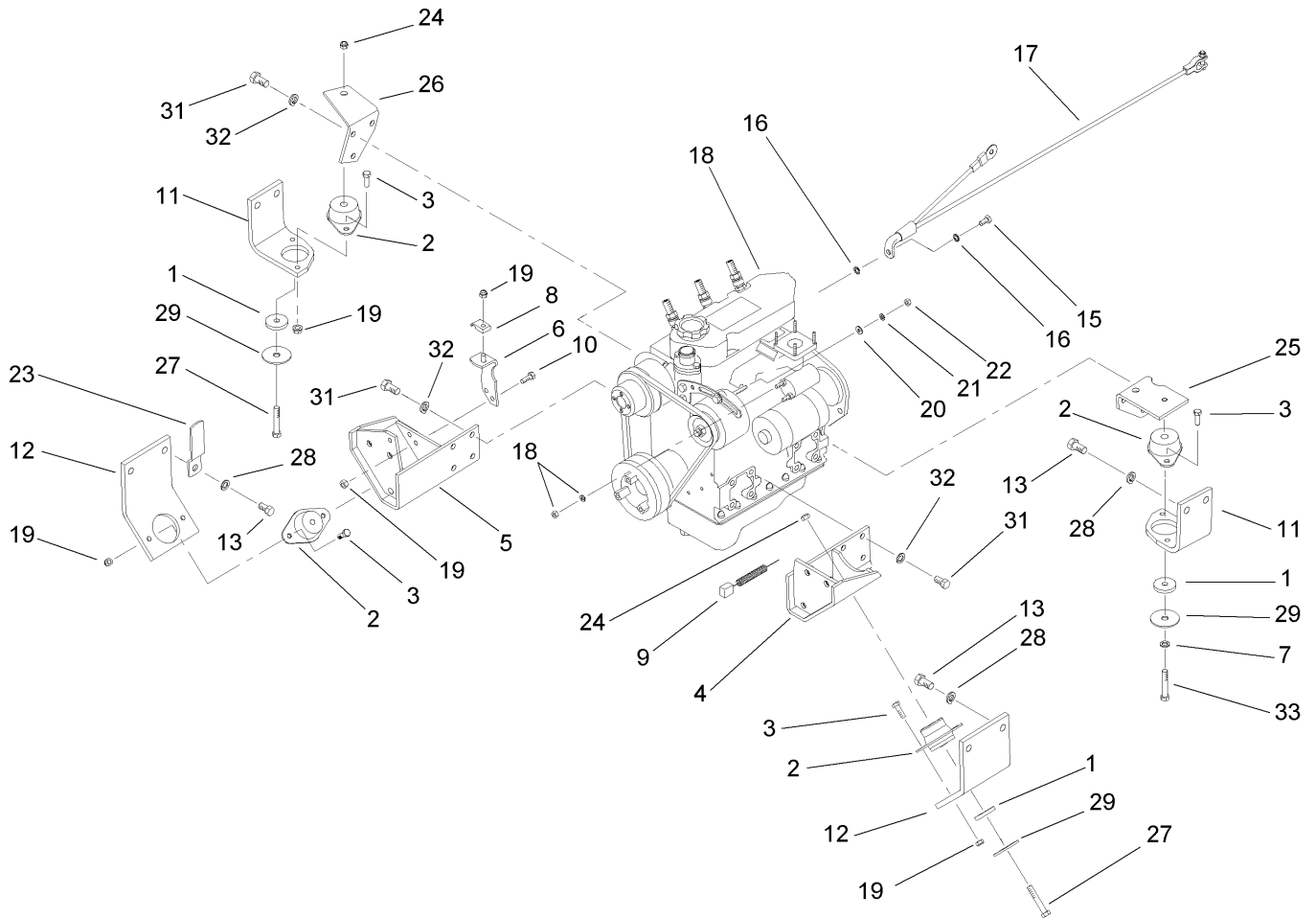
Ref	Part No.	Qty.	Description
1	2412-34	1	Clamp-Hose
2	92-4037	2	Capscrew-HSH
3	3256-24	2	Washer-Flat
4	93-3604	1	Gasket
5	93-1396	1	Coupler
6	354-78	1	Connector-Hose
6:1	237-146	1	O-Ring
7	75-4400-03	1	Adaptor
8	237-163	1	O-Ring
9	104-0050	2	HYD Hose ASM
10	104-0051	1	HYD Hose ASM
11	340-7	2	Adapter
11:1	237-65	1	O-Ring
11:2	237-80	1	O-Ring
12	340-2	1	Fitting-HYD, Straight
12:1	237-22	1	O-Ring
12:2	237-42	1	O-Ring
13	99-6933	1	Pump-Gear
14	3253-5	2	Washer-Lock

--	--	--	--



Gear Pump Assembly No. 99-6933

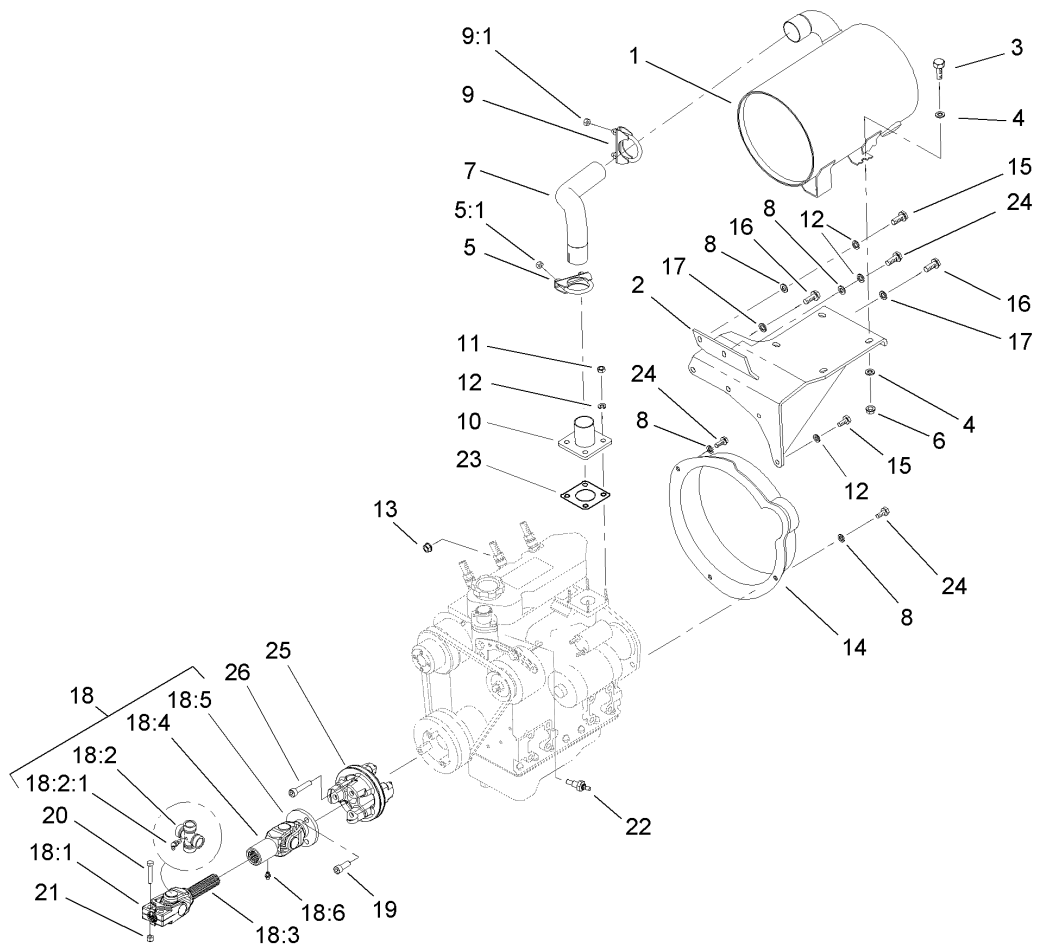
Ref	Part No.	Qty.	Description
1	104-0576	1	Seal Kit
②1:1		4	Seal-Extrusion, Anti
②1:2		2	Seal-Extrusion, Anti
②1:3		4	Seal-Loading, Pressure
②1:4		2	Seal-Loading, Pressure
②1:5		1	O-Ring
②1:6		3	O-Ring
②1:7		1	O-Ring
②1:8		1	O-Ring
②1:9		1	Seal-Shaft
2	104-0577	1	Cover / Relief Valve ASM



Engine Installation Assembly

Ref	Part No.	Qty.	Description
1	83-1050	4	Spacer
2	83-1030	4	Mount-Engine
3	322-5	8	Screw-HH
4	98-4539-03	1	Bracket-Engine Mount, LH
5	98-4543-03	1	Bracket-Engine Mount, RH
6	98-9749	1	Plate-Throttle
7	3253-21	1	Washer-Lock
8	3-6657	1	Clip-Skid
9	99-3441	1	Harness-Wire, Fusible Link
10	322-4	2	Screw-HH
11	98-4513-03	2	Bracket-Engine, Rear
12	104-1474-03	2	Bracket-Engine, Front
13	3213-2	8	Screw-HH
15	98-9322	1	Screw-HSH
16	3255-9	2	Washer-Lock, EXT
17	98-4598	1	Cable-Battery, Negative
18	108-4420	1	Engine-Kubota
18	42-9850	1	Washer-Lock, Spring
18	57-6390	1	Nut-Jam
19	3296-29	11	Nut-Lock, NI
20	3256-78	1	Washer-Flat
21	43-5930	1	Washer-Spring
22	48-7890	1	Nut
23	98-4594	1	Clamp-Retainer

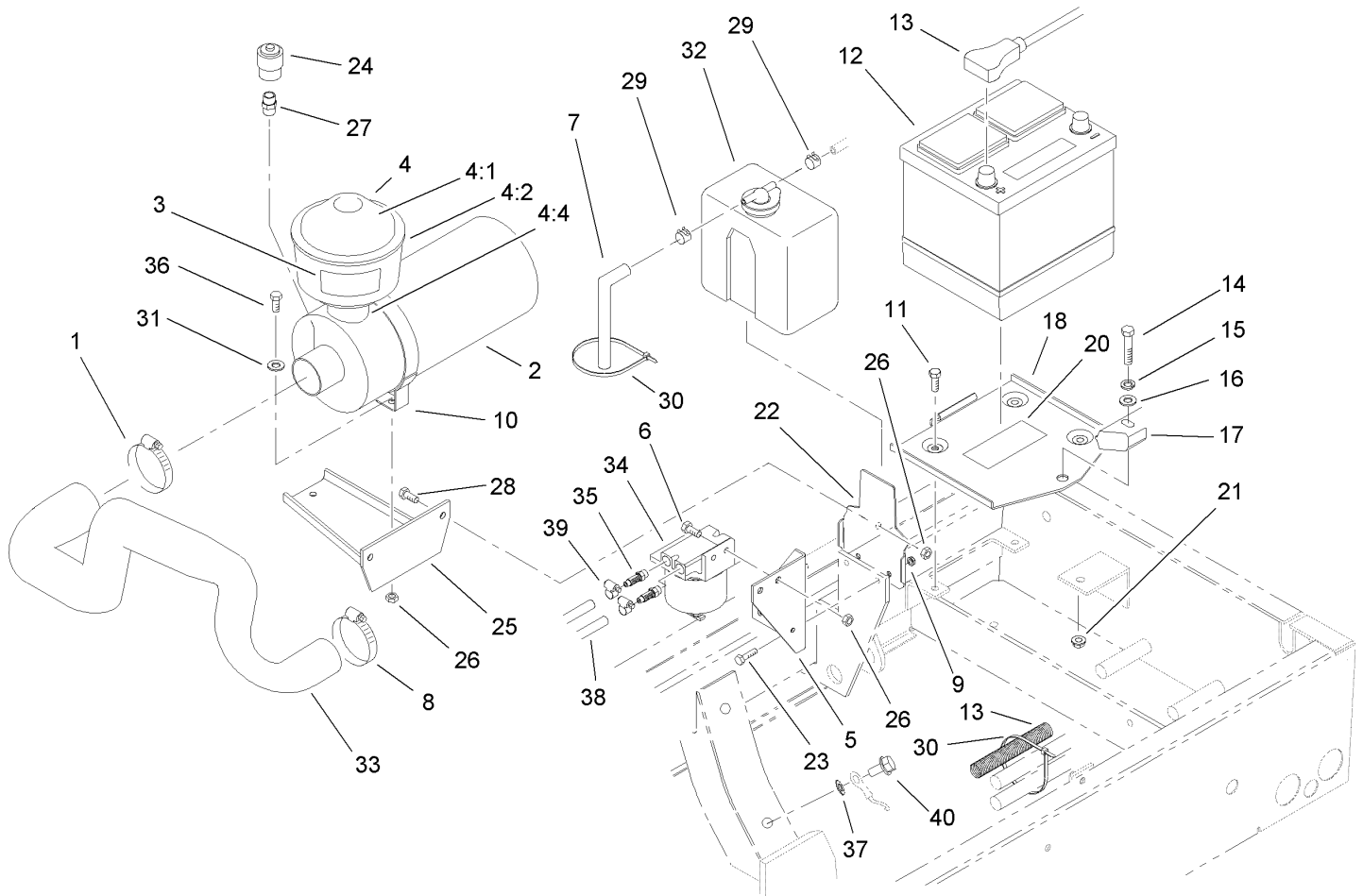
Ref	Part No.	Qty.	Description
24	32128-36	3	Nut-HF
25	98-4515-03	1	Bracket-Rear Engine, LH
26	98-4514-03	1	Bracket-Rear Engine, RH
27	323-12	3	Screw-HH
28	3253-7	8	Washer-Lock
29	87-5100	4	Washer-Snubbing
31	43-0090	14	Screw-HH
32	42-9600	14	Washer-Lock, Spring
33	323-10	1	Screw-HH



Muffler and Pump Drive Assembly

Ref	Part No.	Qty.	Description
1	107-2381	1	Muffler-Exhaust
2	98-4555-03	1	Muffler Bracket ASM
3	323-7	4	Screw-HH
4	3256-4	8	Washer-Flat
5	2112-9	1	Clamp
5:1	32128-20	2	Nut-HF
6	3296-39	4	Nut-Lock, NI
7	98-4524	1	Tube-Exhaust
8	3256-23	5	Washer-Flat
9	2112-6	1	Clamp-Muffler
9:1	3218-2	2	Nut-Jam
10	98-4527	1	Pipe-Exhaust, Engine
11	33014-00	4	Nut-Hex
12	42-9850	7	Washer-Lock, Spring
13	33024-00	1	Nut-Lock
14	105-7505	1	Guard-Flywheel
15	33114-025	3	Screw-HH
16	43-0090	2	Screw-HH
17	42-9600	2	Washer-Lock, Spring
18	106-7751	1	Driveshaft ASM
18:1	54-9040	1	Yoke-End
18:2	54-9180	1	U-Joint Kit
18:2:1	62-3820	1	Fitting-Grease
18:3	108-0632	1	Yoke And Shaft ASM

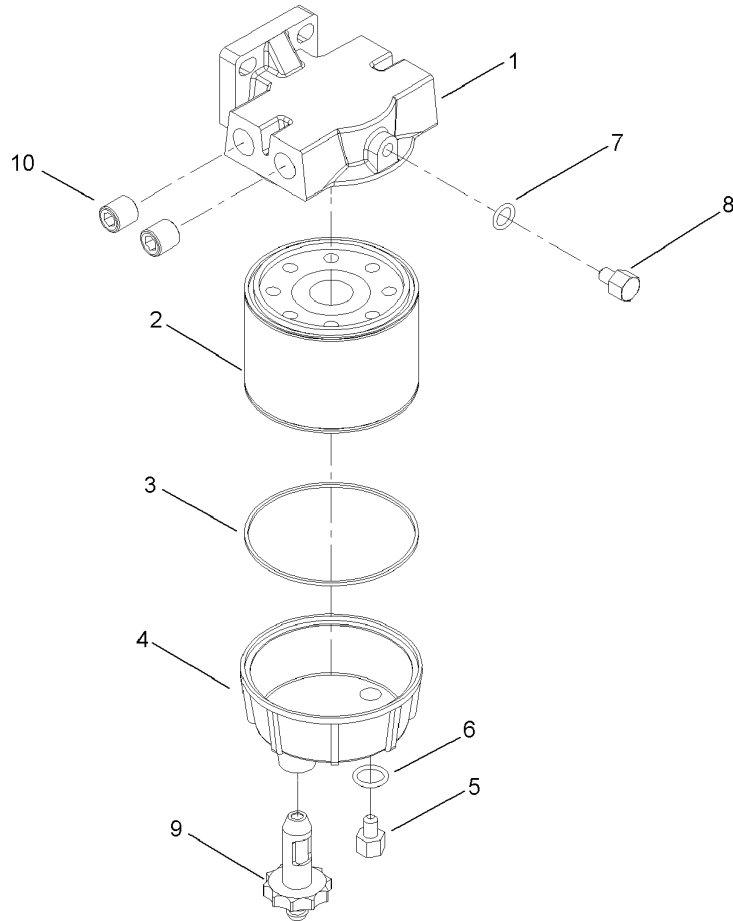
Ref	Part No.	Qty.	Description
18:4	108-0633	1	Yoke-Telescoping
18:5	108-0644	1	Yoke
18:6	302-5	1	Fitting-Grease
19	108-1420	3	Screw-HSH
20	322-9	2	Screw-HH
21	3296-29	2	Nut-Lock, NI
22	98-9346	1	Sender-Temperature
23	99-8343	1	Gasket-Muffler
24	33114-020	4	Screw-HH
25	106-7757	1	Pulley
26	3274-106	3	Screw-HSH



Engine Component Assembly

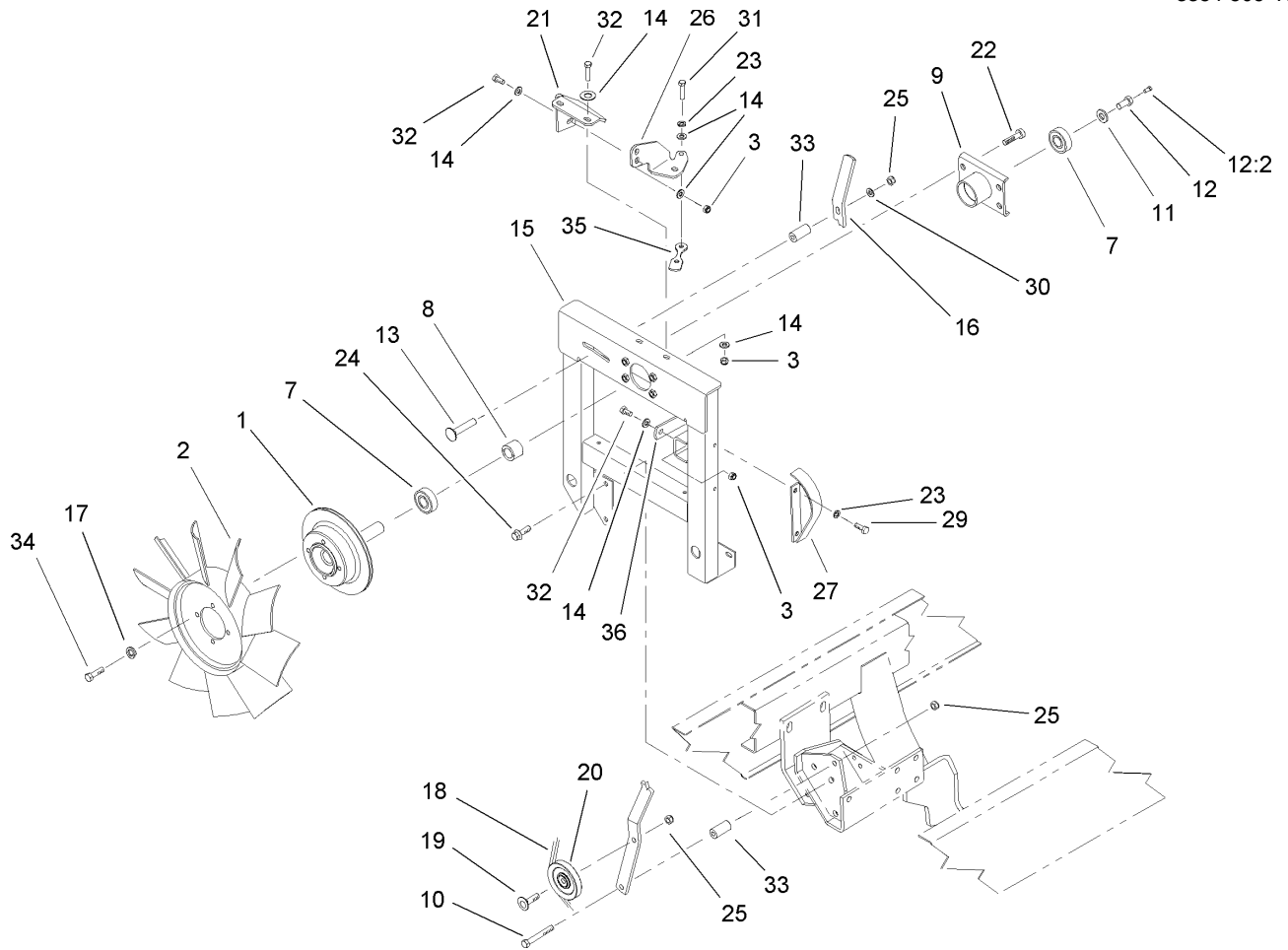
Ref	Part No.	Qty.	Description
1	2412-42	1	Clamp-Hose
2	98-4517	1	Air Cleaner ASM
3	93-6692	1	Decal-Fluid, Starting
4	48-7430	1	Precleaner
4:1	33-1260	1	Cover ASM
4:2	33-1270	1	Bowl-Clear
4:3	62-6300	1	Sleeve ASM
4:4	94-6873	1	Clamp
5	98-4578-03	1	Bracket-Filter, Fuel
6	3234-29	2	Screw-HHF
7	110-3257	1	Hose-Fuel
8	2412-92	1	Clamp-Hose
9	32128-33	2	Nut-HF
10	98-4525	1	Bracket-Cleaner, Air
11	322-4	3	Screw-HH
12	106-5187	1	Battery
13	104-0086	1	Cable-Battery, Positive
14	323-9	1	Screw-HH
15	3253-21	1	Washer-Lock
16	3256-24	1	Washer-Flat
17	66-2490	1	Retainer-Battery
18	94-7343	1	Battery Base ASM
20	93-7276	1	Decal-Danger
21	32128-20	1	Nut-HF

Ref	Part No.	Qty.	Description
22	98-4576-03	1	Bracket-Reservoir, Water
23	321-5	2	Screw-HH
24	93-9164	1	Indicator-Mini
25	98-4518-03	1	Bracket-Cleaner, Air
26	3296-29	6	Nut-Lock, NI
27	94-1416	1	Indicator Adapter ASM
28	322-5	2	Screw-HH
29	92-2379	2	Clamp-Hose
30	3290-378	2	Tie-Cable
31	3256-23	2	Washer-Flat
32	104-9318	1	Bottle-Overflow
33	98-4509	1	Hose-Cleaner, Air
34	98-9305	1	Water / Fuel Filter ASM
35	353-783	2	Fitting
36	322-6	2	Screw-HH
37	3255-8	1	Washer-Lock
38	110-4105	1	Hose-Fuel
39	2412-108	4	Clamp-Worm
40	32144-14	1	Screw-HWH



Water / Fuel Filter Assembly No. 98-9305

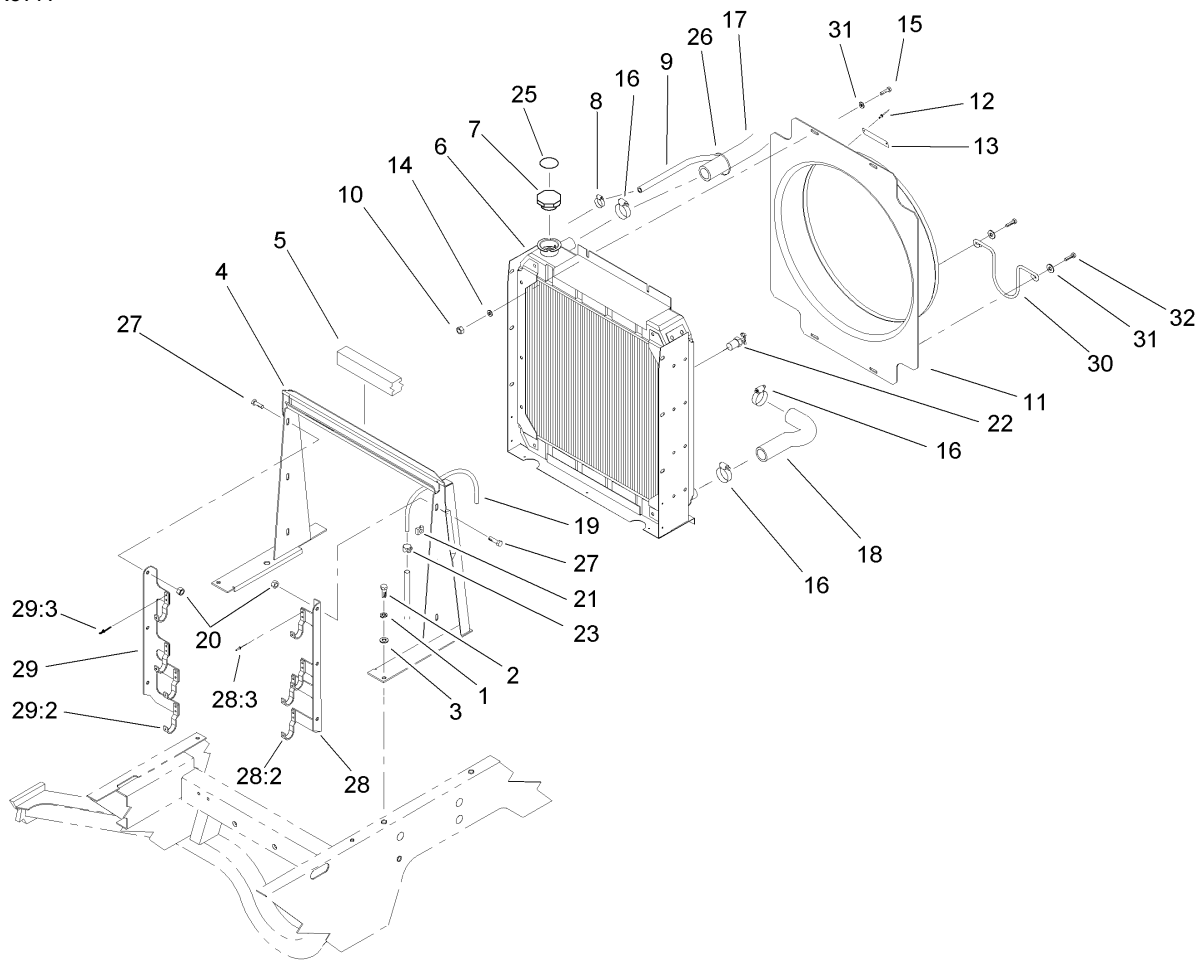
Ref	Part No.	Qty.	Description
1	98-9772	1	Head-Filter
2	98-9764	1	Element
3	98-9774	1	O-Ring-Base, Filter
4	98-9775	1	Base-Filter
5	98-9773	1	Plug-Base, Filter
6	237-42	1	O-Ring
7	237-78	1	O-Ring
8	98-9776	1	Plug-Head, Filter
9	98-9777	1	Drain Valve ASM
10	285-22	2	Plug-Pipe



Fan Drive Assembly

Ref	Part No.	Qty.	Description
1	104-0000-03	1	Pulley
2	99-6937	1	Fan
3	3296-29	5	Nut-Lock, NI
7	251-318	2	Bearing-Ball
8	104-0001	1	Spacer
9	104-0017	1	Hub Weld ASM.
10	323-12	1	Screw-HH
11	63-8410	1	Washer
12	11-0160	1	Roller Shaft Screw ASM
12:2	302-5	1	Fitting-Grease
13	104-1487	1	Bolt-CARR
14	3256-23	11	Washer-Flat
15	104-1440-03	1	Support-Fan
16	104-0006-03	1	Lever-Fan, Idler
17	3253-4	4	Washer-Lock
18	98-3921	1	Belt
19	95-3857	1	Screw-HSBH
20	63-8140	1	Pulley-Idler
21	104-1447-03	1	Bracket-Fan, Support
22	3274-12	4	Screw-HSH
23	42-9850	4	Washer-Lock, Spring
24	3234-29	6	Screw-HHF
25	3296-59	3	Nut-Lock, NI
26	104-1481-03	1	Bracket-Mount, Fan

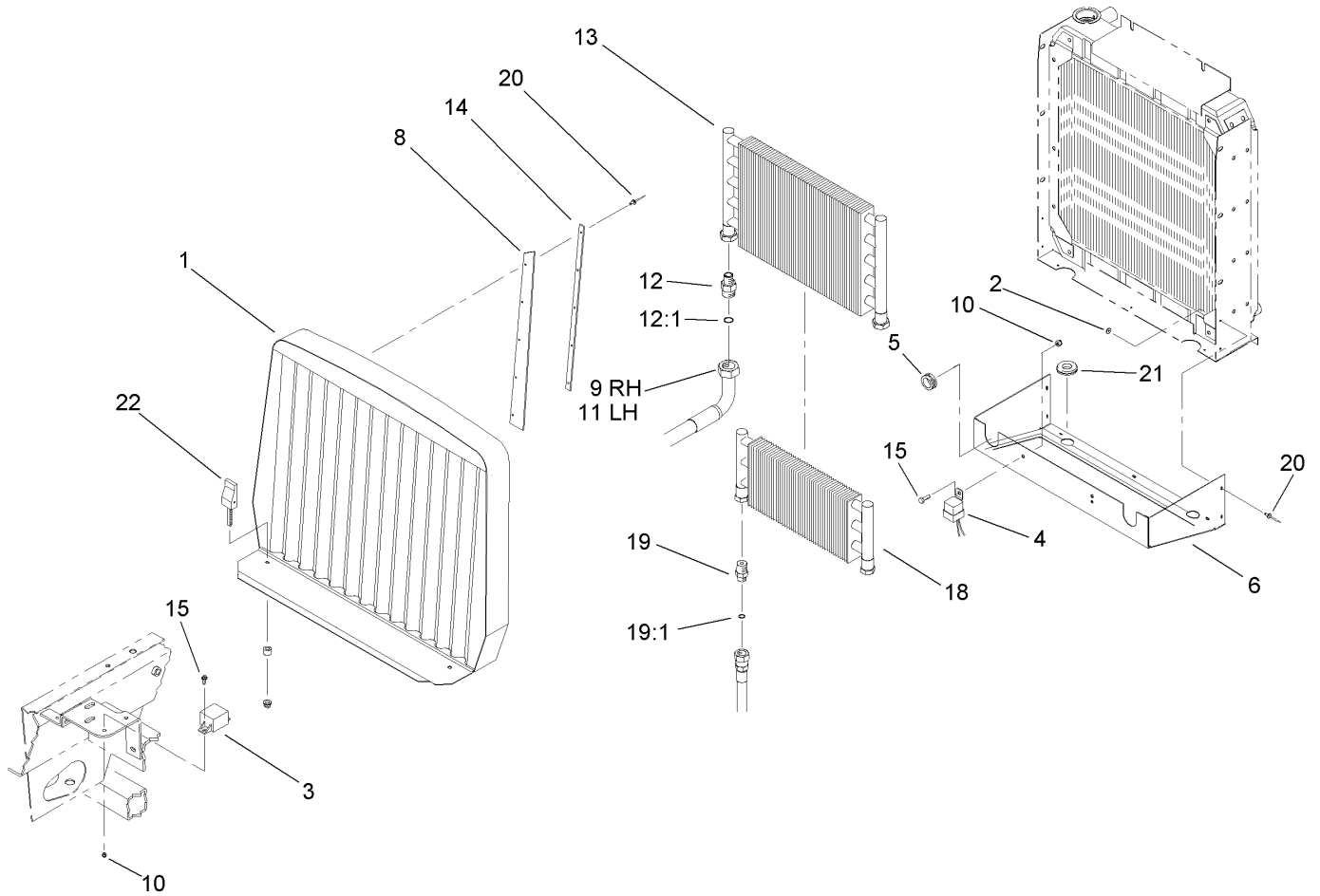
Ref	Part No.	Qty.	Description
27	98-4561-03	1	Shield-Alternator
29	32144-14	2	Screw-HWH
30	3256-24	1	Washer-Flat
31	33114-020	2	Screw-HH
32	322-4	5	Screw-HH
33	104-0007	2	Spacer
34	322-3	4	Screw-HH
35	104-1482	1	Plate-Washer
36	98-4547	1	Plate-Mount, Fan



Radiator Assembly

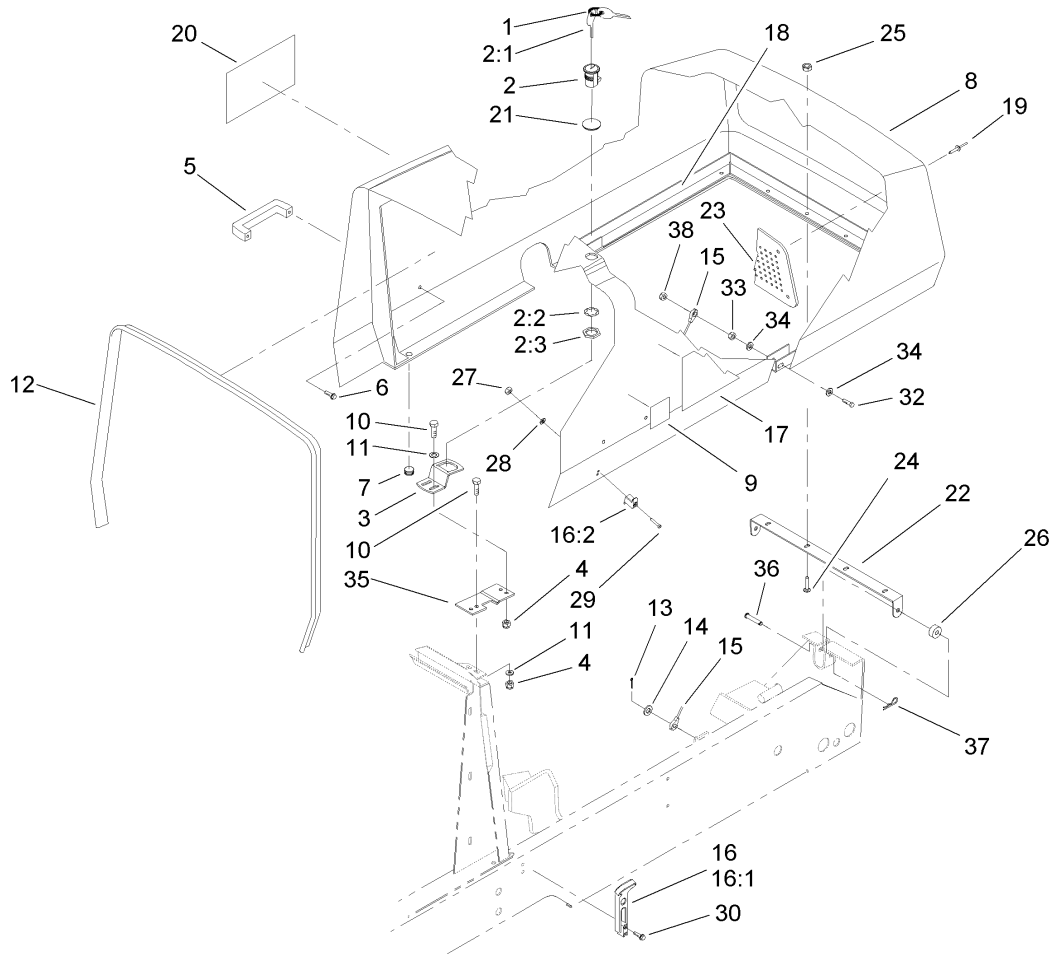
Ref	Part No.	Qty.	Description
1	3253-4	4	Washer-Lock
2	322-5	4	Screw-HH
3	3256-23	4	Washer-Flat
4	99-6970-03	1	Support-Radiator
5	104-1418	1	Strip-Foam, Radiator
6	99-6936	1	Radiator
7	66-3240	1	Cap-Radiator
8	92-2379	1	Clamp-Hose
9	109-0276	1	Hose-Fuel
10	3296-42	4	Nut-Lock, NI
11	99-6939	1	Shroud-Fan
12	3290-55	2	Rivet-Pop
13	98-9335	1	Plate-Warning, Fan
14	3256-22	4	Washer-Flat
15	321-4	2	Screw-HH
16	2412-34	4	Clamp-Hose
17	104-0013	1	Hose-Radiator, Upper
18	104-0014	1	Hose-Radiator, Lower
19	66-3180	1	Tube-Vent
20	32128-20	6	Nut-HF
21	2412-103	1	Clamp
22	304-46	1	Draincock
23	2412-98	1	Clamp
25	106-5976	1	Decal-Warning

Ref	Part No.	Qty.	Description
26	3290-379	1	Tie-Cable
27	3234-5	6	Screw-HHF
28	99-6991	1	LH Cooler Mount ASM
28:2	75-0930	4	Hook-Mount, Cooler
28:3	3269-15	8	Rivet
29	99-6994	1	RH Cooler Mount ASM
29:2	75-0930	4	Hook-Mount, Cooler
29:3	3269-15	8	Rivet
30	104-1448	1	Hoop-Driveline
31	3256-55	4	Washer-Flat
32	321-6	2	Screw-HH



Oil Cooler and Radiator Assembly

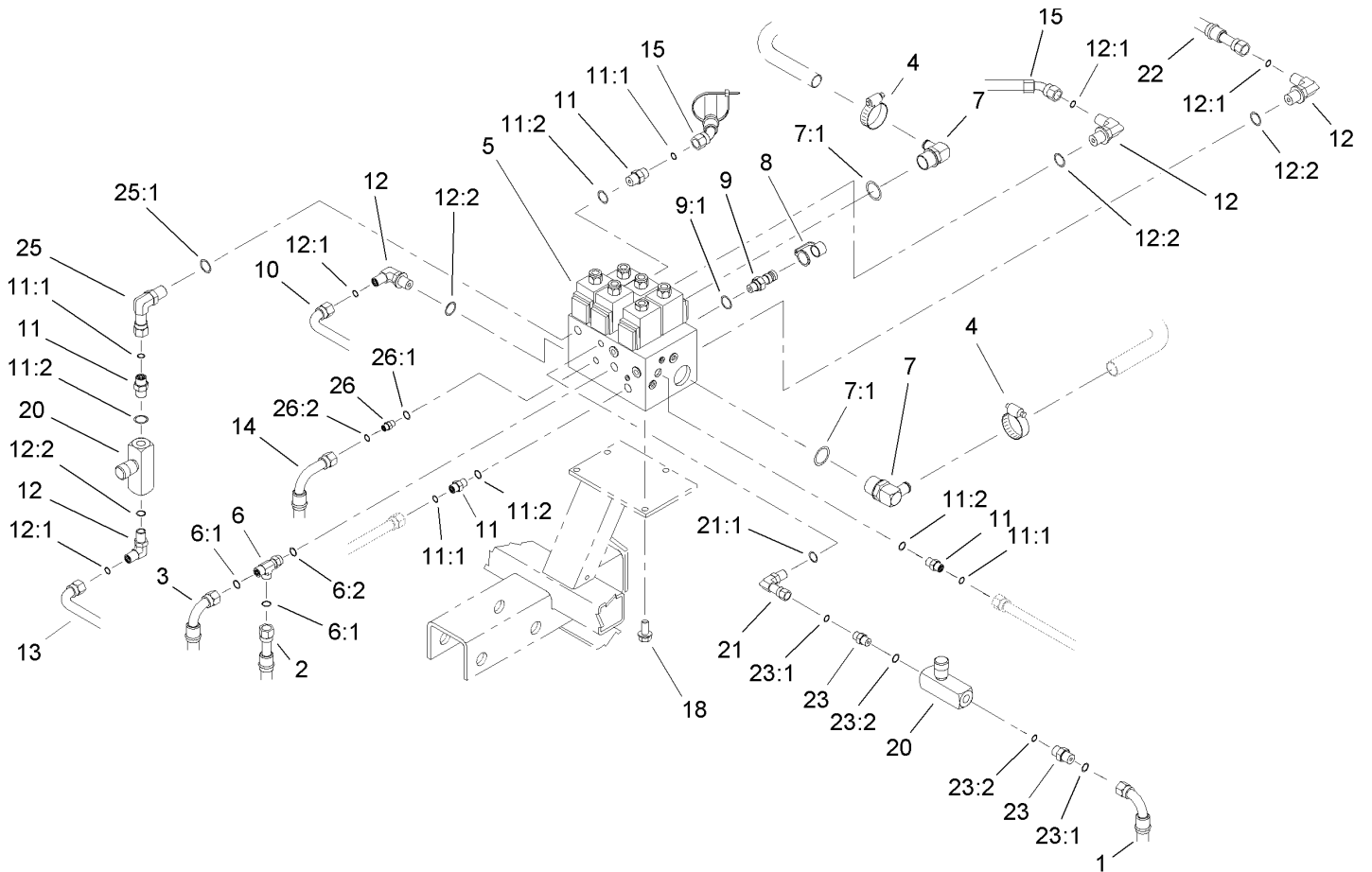
Ref	Part No.	Qty.	Description
1	99-6974-03	1	Screen-Front
2	3269-10	5	Washer-Back
3	66-8800	1	Relay
4	70-1480	1	Relay
5	240-3	2	Grommet-Rubber
6	99-6973-03	1	Shield-Radiator
8	93-3623	2	Strip-Sealing, Radiator
9	104-0075	1	HYD Hose ASM
10	3296-42	3	Nut-Lock, NI
11	104-0074	1	HYD Hose ASM
12	99-6999	2	Fitting-HYD
12:1	237-58	1	O-Ring
13	99-6997	1	Cooler-Oil
14	93-3624-03	2	Plate-Retaining
15	321-4	3	Screw-HH
18	24-0760	1	Cooler ASM
19	340-124	2	Adapter
19:1	237-22	1	O-Ring
20	3269-13	15	Rivet-Pop
21	100-3815	2	Grommet-Rubber
22	93-1374	2	Latch-Swell



Hood Assembly

Ref	Part No.	Qty.	Description
1	98-9321	1	Ring-Key
2	98-9315	1	Latch-Locking
2:1	99-8350	2	Key-Latch, Locking
2:2		1	Washer-Switch
2:3		1	Nut-Switch
3	98-9316	1	Latch-Hood
4	3296-16	4	Nut-Lock, NI
5	65-5100	2	Handle-Door
6	46-8091	4	Screw-HWH
7	104-1412	2	Bumper-Rubber
8	104-9320	1	Hood ASM
9	93-7252	1	Decal
10	321-4	4	Screw-HH
11	3256-1	4	Washer-Flat
12	104-1419	1	Strip-Bulb
13	3272-4	2	Pin-Cotter
14	3256-23	2	Washer-Flat
15	75-0570	2	Cable-Hood
16	104-0010	2	Latch-Draw, Flexible
16:1	104-0011	1	Handle-Latch
16:2	104-0012	1	Keeper-Latch
17	106-7063	2	Decal
18	104-9328-03	1	Frame-Hood
19	104-1417	10	Rivet-Plastic

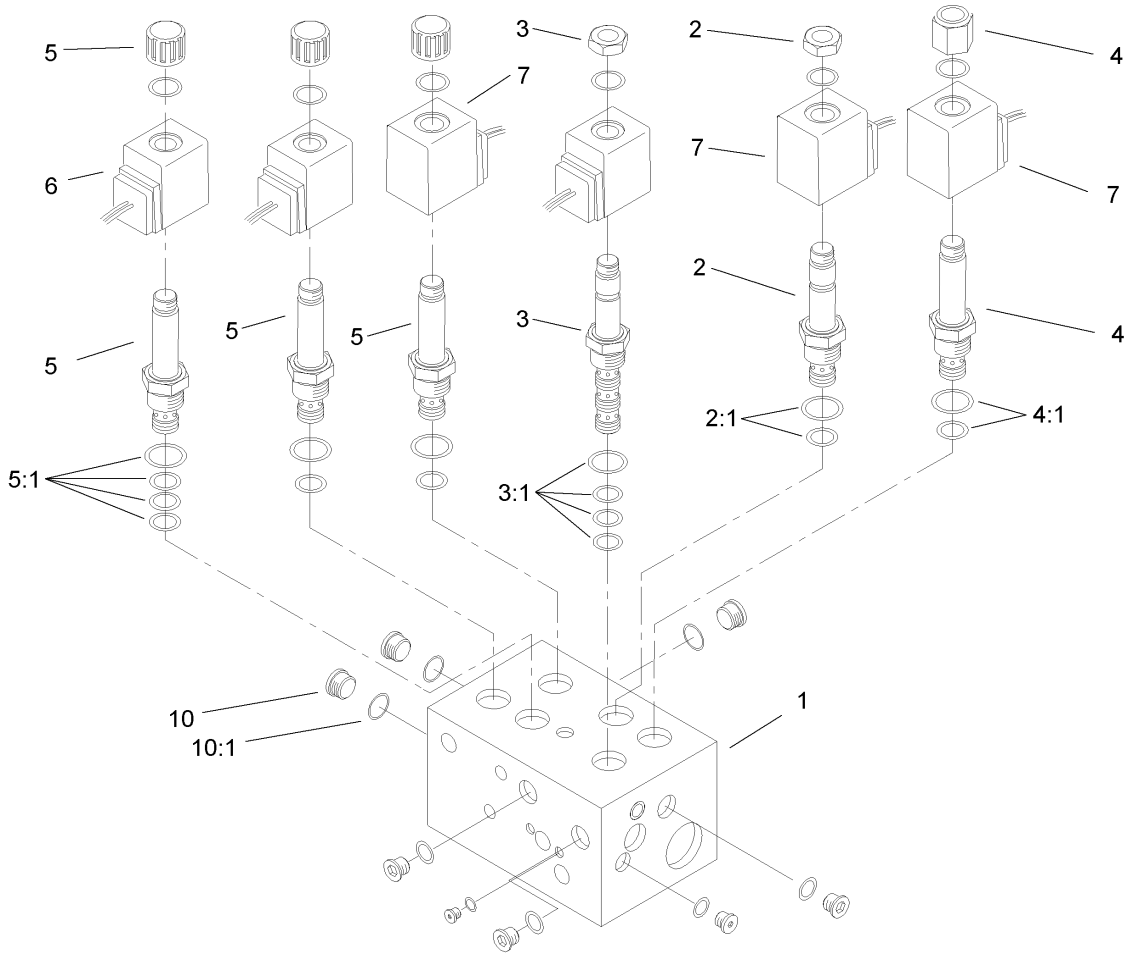
Ref	Part No.	Qty.	Description
20	66-6140	2	Decal
21	104-1453	1	Grommet
22	104-0042-03	1	Strap-Hinge
23	104-0043-03	1	Screen-Rear
24	3229-3	4	Screw-CARR
25	32128-33	4	Nut-HF
26	104-1429	2	Spacer-Plain
27	3296-12	2	Nut-Lock
28	3256-51	2	Washer-Flat
29	104-1452	2	Screw-PPH
30	104-1451	4	Screw-TAP, PPH
32	321-15	2	Screw-HH
33	3218-1	2	Nut-Jam
34	3256-16	4	Washer-Flat
35	104-1439	1	Plate-Latch
36	94-3829	2	Pin-Clevis
37	3290-250	2	Pin-Hair
38	3296-56	2	Nut-Lock, NI



Lift Block Assembly

Ref	Part No.	Qty.	Description
1	104-0061	1	HYD Hose ASM
2	104-0060	1	HYD Hose ASM
3	104-0059	1	HYD Hose ASM
4	2412-34	2	Clamp-Hose
5	104-9335	1	Manifold-Block, Lift
6	340-86	1	Fitting-HYD, Tee
6:1	237-22	2	O-Ring
6:2	237-42	1	O-Ring
7	23-8910	2	Stem-Barb, 90 DEG
7:1	237-146	1	O-Ring
8	354-79	1	Cap-Dust
9	59-7410	1	Tip-Nipple, Diagnostic
9:1	237-42	1	O-Ring
10	98-3907	1	Tube ASM
11	340-2	4	Fitting-HYD, Straight
11:1	237-22	1	O-Ring
11:2	237-42	1	O-Ring
12	340-77	4	Fitting-HYD, 90 DEG
12:1	237-22	1	O-Ring
12:2	237-42	1	O-Ring
13	104-0093	1	Tube ASM
14	104-0062	1	HYD Hose ASM
15	104-0055	2	HYD Hose ASM
18	3234-14	3	Screw-HHF

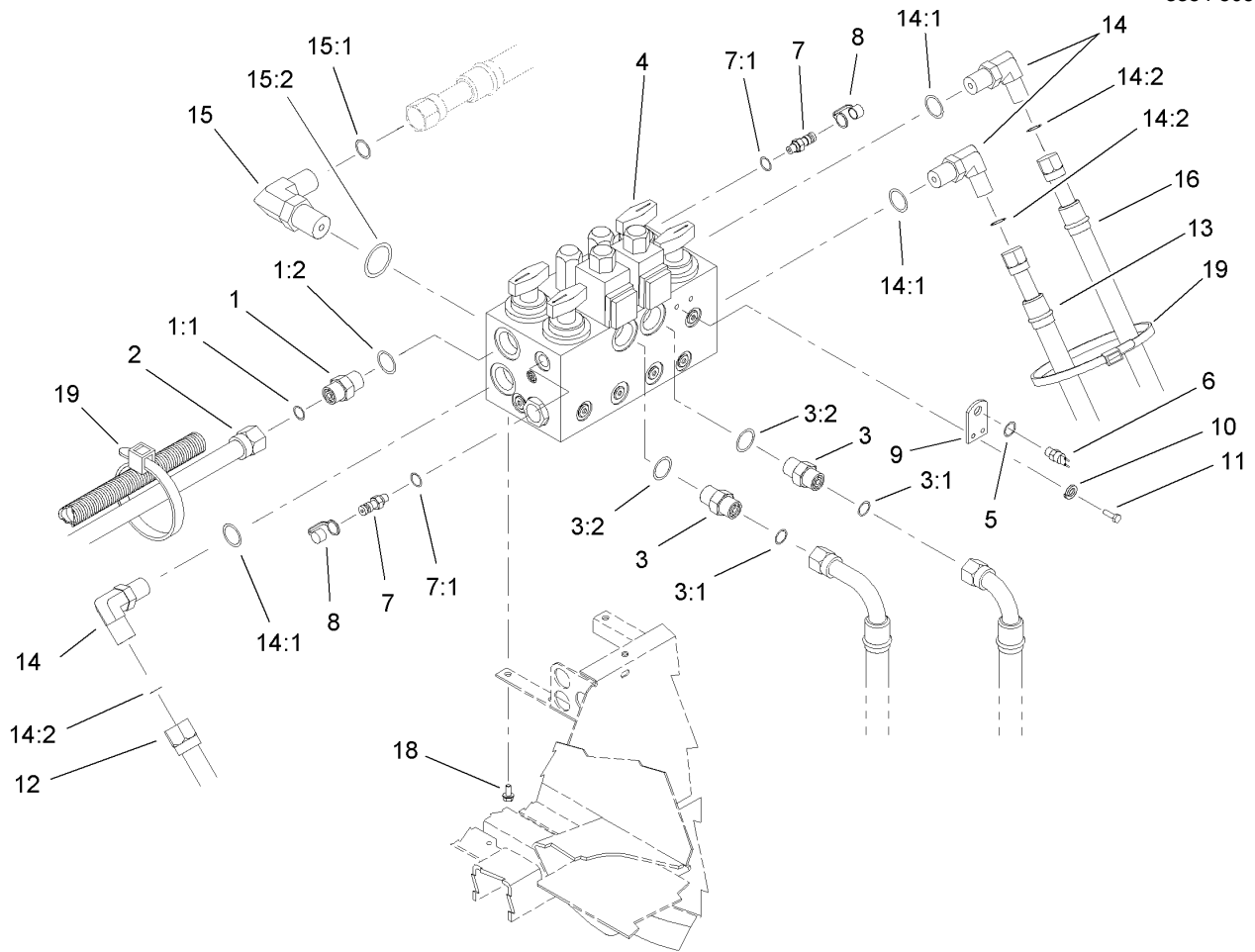
Ref	Part No.	Qty.	Description
20	98-9742	2	Valve-Control, Flow
21	340-143	1	Elbow-Swivel, 90 DEG
21:1	237-78	1	O-Ring
22	104-0054	1	HYD Hose ASM
23	340-1	2	Adapter
23:1	237-21	1	O-Ring
23:2	237-42	1	O-Ring
25	340-110	1	Fitting-Swivel, 90 DEG
25:1	237-42	1	O-Ring
26	340-92	1	Fitting-HYD, Straight
26:1	237-78	1	O-Ring
26:2	237-21	1	O-Ring



Lift Block Assembly No. 104-9335

Ref	Part No.	Qty.	Description
①		1	Body-Manifold
2	92-6315	1	Cartridge-Poppet, N.C.
2:1	95-5645	1	Seal Kit
3	94-2627	1	Cartridge
3:1	95-5642	1	Seal Kit
4	93-7494	1	Cartridge
4:1	95-5645	1	Seal Kit
5	105-3327	3	Valve-Cartridge, Double Blocking
5:1	105-3334	1	Seal Kit
6	83-2010	3	Coil ASM
7	105-3328	3	Coil-Solenoid
⑧		4	Plug
⑨		1	Plug
10	353-989	7	Plug-Hex, Hollow
10:1	237-42	1	O-Ring

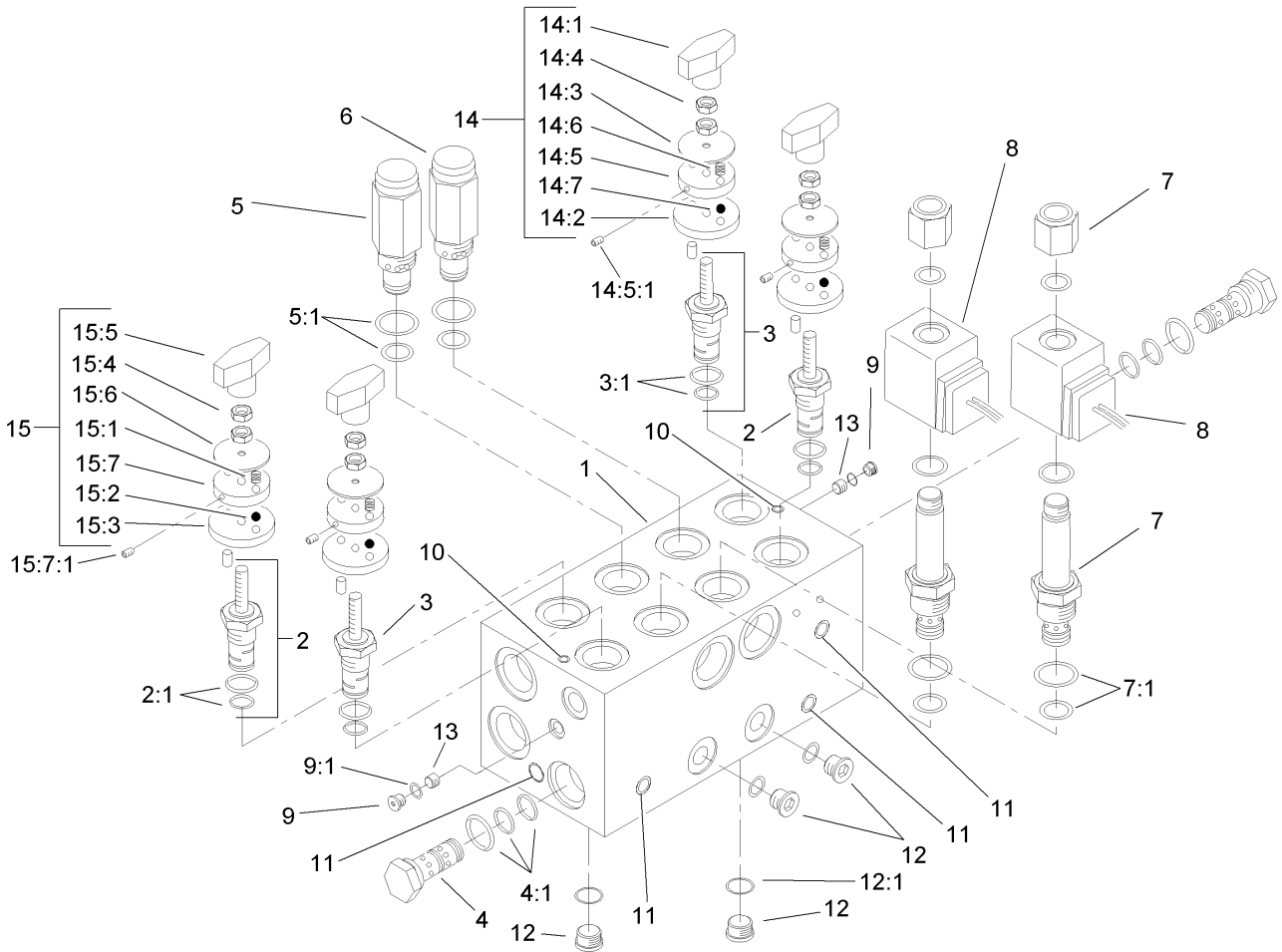
--	--	--	--



Mow Block Assembly

Ref	Part No.	Qty.	Description
1	340-6	1	Fitting-HYD, Straight
1:1	237-30	1	O-Ring
1:2	237-80	1	O-Ring
2	98-3905	1	Tube ASM
3	340-7	2	Adapter
3:1	237-65	1	O-Ring
3:2	237-80	1	O-Ring
4	99-6978	1	Block-Manifold, Mow
5	3256-76	2	Washer-Flat
6	72-4320	2	Switch-Ball
7	354-77	2	Fitting-Quick
7:1	237-78	1	O-Ring
8	354-79	2	Cap-Dust
9	98-8199	2	Bracket-Switch
10	3253-3	4	Washer-Lock
11	329-3	4	Screw-HH
12	98-3906	1	Tube ASM
13	104-0065	1	HYD Hose ASM
14	340-105	3	Fitting-HYD, 90 DEG
14:1	237-80	1	O-Ring
14:2	237-30	1	O-Ring
15	340-142	1	Fitting-HYD, 90 DEG
15:1	237-58	1	O-Ring
15:2	237-81	1	O-Ring

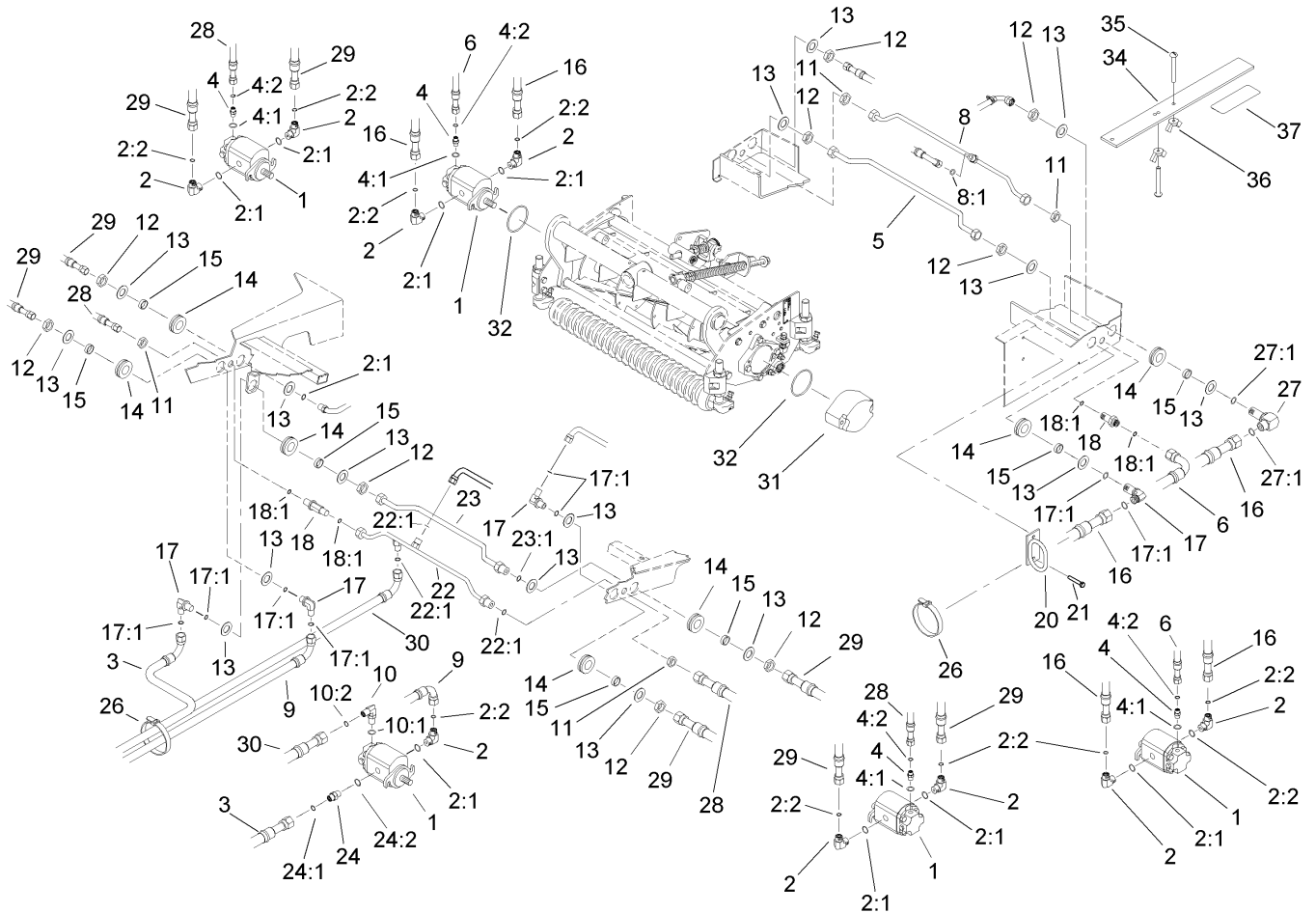
Ref	Part No.	Qty.	Description
16	104-0066	1	HYD Hose ASM
18	3234-14	4	Screw-HHF
19	3290-378	2	Tie-Cable



Mow Block Assembly No. 99-6978

Ref	Part No.	Qty.	Description
②1		1	Body-Manifold
2	94-3657	2	Spool ASM
2:1	106-1091	1	Seal Kit
3	94-8175	2	Control-Flow, Rotary
3:1	106-1090	1	Seal Kit
4	69-4120	2	Cartridge-Logic
4:1	69-4240	1	Seal Kit
5	94-3655	1	Valve-Relief
5:1	95-5645	1	Seal Kit
6	104-1200	1	Valve-Relief, Cartridge
7	93-7494	2	Cartridge
7:1	95-5645	1	Seal Kit
8	83-2010	2	Coil ASM
9	106-1024	2	Plug-Leak, Zero
9:1	237-156	1	O-Ring
②10		2	Plug (7Mm)
②11		8	Plug (10Mm)
12	106-1026	4	Plug-Leak, Zero
12:1	237-42	1	O-Ring
13	95-5999	2	Plug-Orifice
14	94-3660	2	Detent Kit
14:1	94-5020	1	Knob ASM
14:2	94-5025	1	Plate-Locating
14:3	94-5026	1	Plate-Indicator

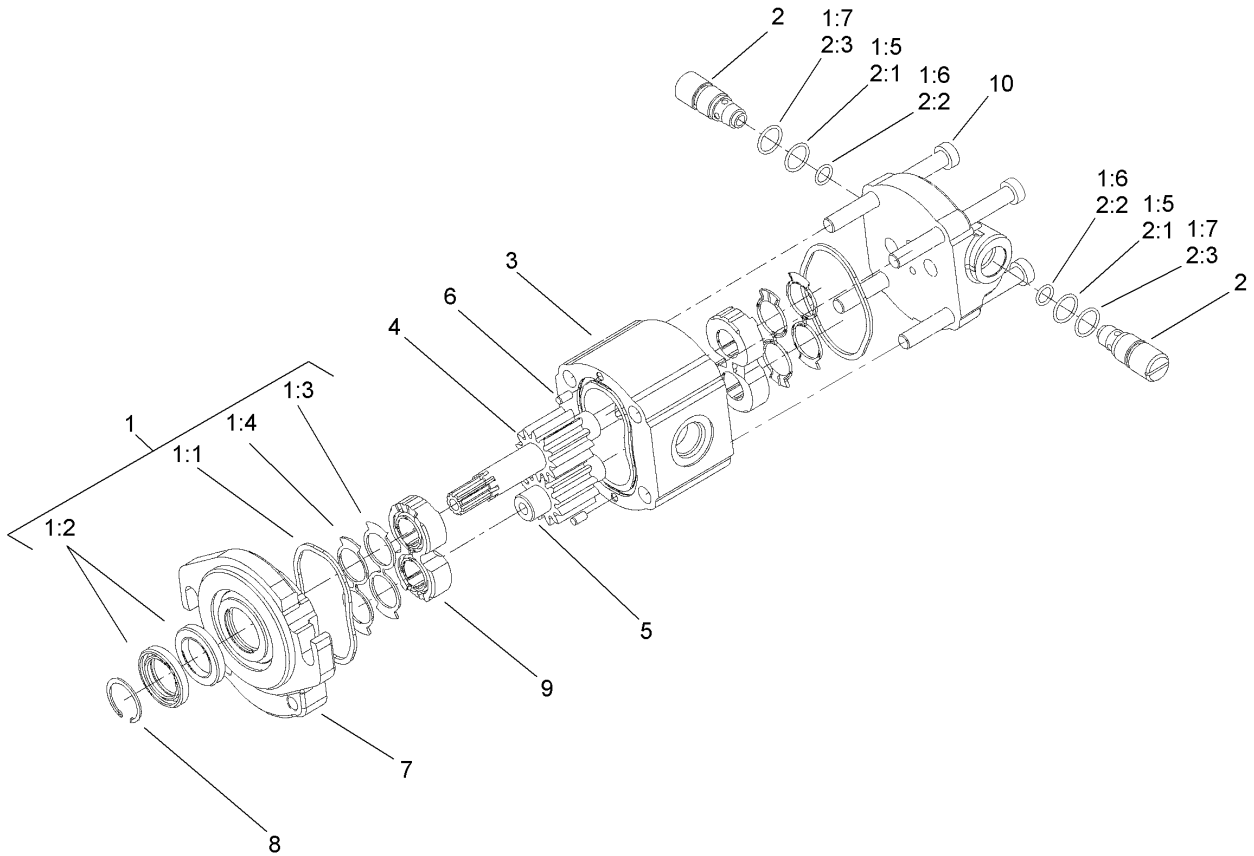
Ref	Part No.	Qty.	Description
14:4	3218-1	2	Nut-Jam
14:5	94-5023	1	Plate-Detent
14:5:1	3245-36	1	Screw-Set, HSH
14:6	94-5027	2	Spring
14:7	255-13	2	Ball-Steel, Stainless
15	94-6378	2	Detent Kit
15:1	94-5027	2	Spring
15:2	255-13	2	Ball-Steel, Stainless
15:3	94-5021	1	Plate-Locating
15:4	3218-1	2	Nut-Jam
15:5	94-5020	1	Knob ASM
15:6	99-3543	1	Plate-Indicator
15:7	94-5023	1	Plate-Detent
15:7:1	3245-36	1	Screw-Set, HSH



Reel Motor and Hose Assembly

Ref	Part No.	Qty.	Description
1	110-1717	5	Motor-Hydraulic
2	340-98	9	Fitting-HYD, 90 DEG
2:1	237-79	1	O-Ring
2:2	237-30	1	O-Ring
3	104-0067	1	HYD Hose ASM
4	340-92	4	Fitting-HYD, Straight
4:1	237-78	1	O-Ring
4:2	237-21	1	O-Ring
5	94-4918	1	Tube ASM
6	104-0058	2	HYD Hose ASM
8	100-3714	1	Drain Tube ASM
8:1	237-21	1	O-Ring
9	104-0068	1	Hydraulic Hose ASM
10	340-132	1	Fitting-HYD, 90 DEG
10:1	237-78	1	O-Ring
10:2	237-21	1	O-Ring
11	340-70	4	Nut-Lock
12	340-127	9	Nut-Bulkhead
13	69-8930	18	Washer
14	240-5	9	Grommet
15	69-8960	9	Spacer
16	104-0057	4	HYD Hose ASM
17	93-9151	5	Fitting-HYD
17:1	237-30	2	O-Ring

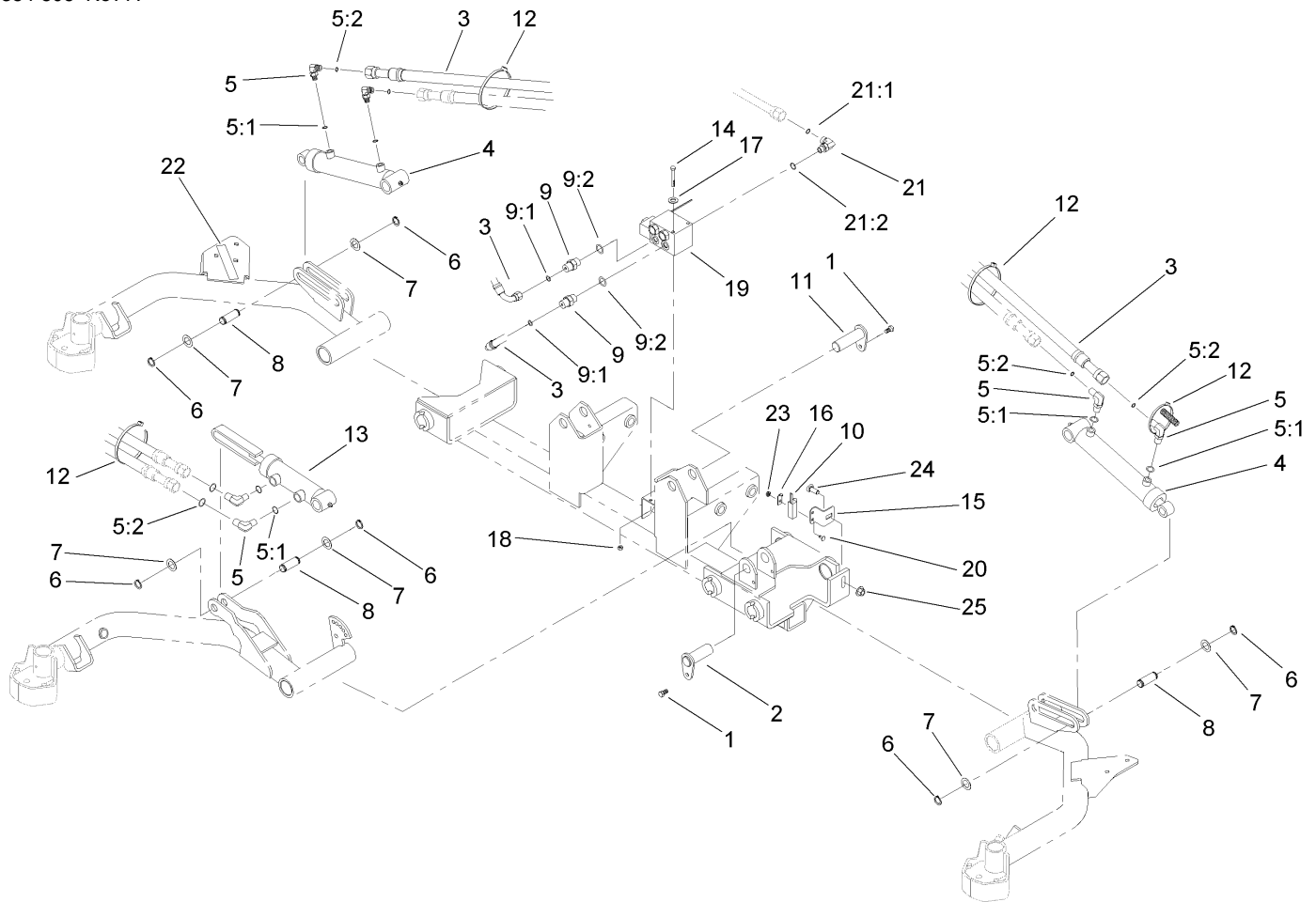
Ref	Part No.	Qty.	Description
18	340-71	3	Fitting-Straight, Bulkhead
18:1	237-22	2	O-Ring
20	104-0028	2	Guide-Hose
21	32104-32	4	Screw-HH
22	104-0094	1	Tube ASM
22:1	237-22	3	O-Ring
23	104-0092	1	Tube ASM
23:1	237-30	1	O-Ring
24	340-4	1	Fitting-HYD, Straight
24:1	237-30	1	O-Ring
24:2	237-79	1	O-Ring
26	3290-379	10	Tie-Cable
27	100-3713	2	Fitting-HYD, 90 DEG
27:1	237-30	2	O-Ring
28	104-0063	2	HYD Hose ASM
29	104-0069	4	HYD Hose ASM
30	104-0064	1	HYD Hose ASM
31	105-4011-03	5	Weight-End
32	93-9783	10	O-Ring
34	98-1851	1	Bar-Gauge
35	32122-54	2	Screw-Head, Truss
36	32103-3	2	Nut-Wing
37	98-7976	1	Decal-Bar, Gauge



Hydraulic Motor Assembly No. 110-1717

Ref	Part No.	Qty.	Description
1	110-0040	1	Seal Kit
②1:1		2	Ring
②1:2		2	Seal-Shaft
②1:3		2	Seal
②1:4		2	Seal-Anti Extrusion
②1:5		2	Seal-Relief Valve
②1:6		2	Seal-Relief Valve
②1:7		2	Ring-Backup
2	110-0041	2	Kit-Relief Cartridge
②2:1		1	Seal
②2:2		1	Seal
②2:3		1	Ring-Backup
③		1	Body
④		1	Gear-Drive
⑤		1	Gear-Driven
⑥		2	Pin-Dowel
⑦		1	Cover-Front
⑧		1	Ring-Retaining
⑨		2	Bearing Block
⑩		4	Screw

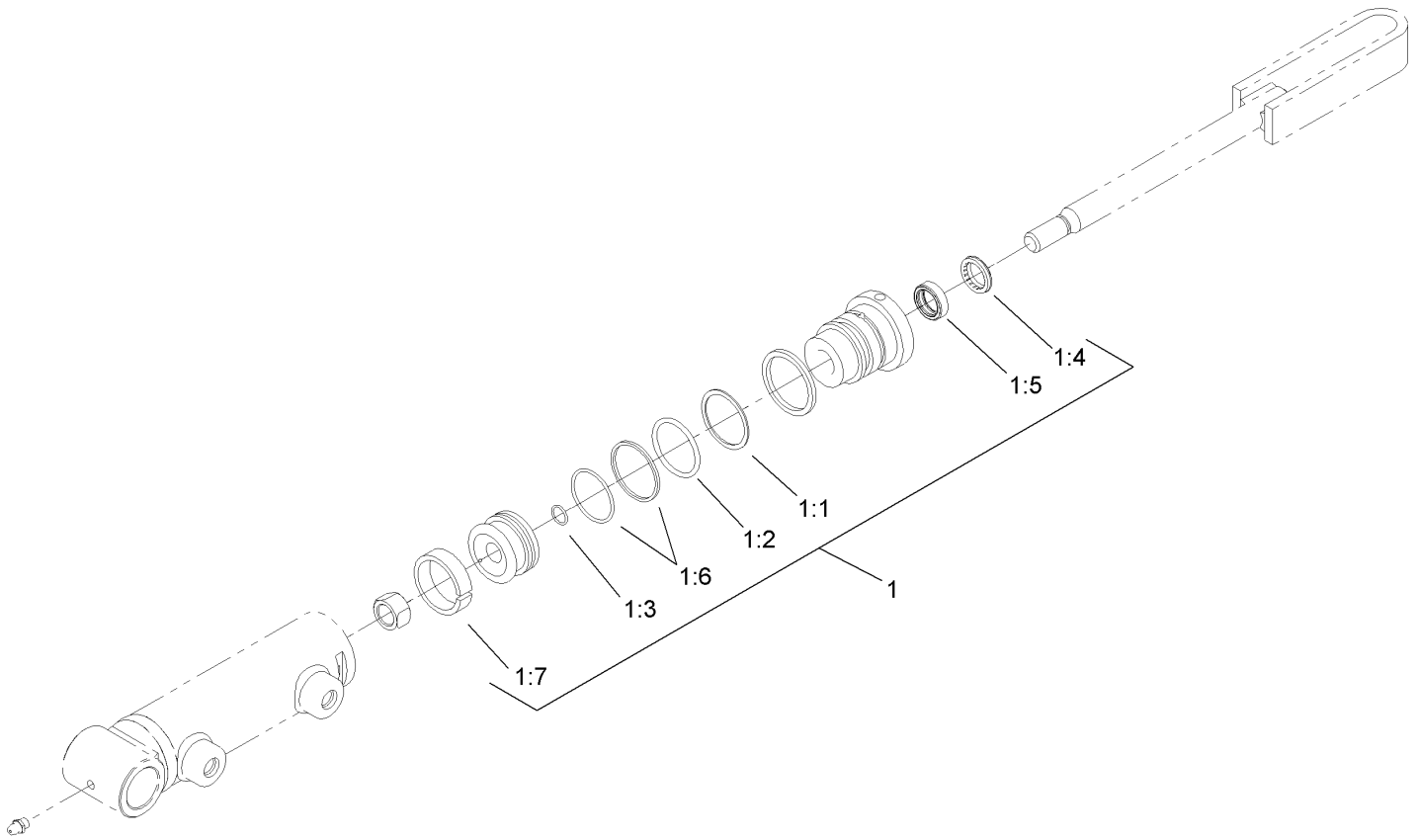
--	--	--	--



Front Lift Circuit Assembly

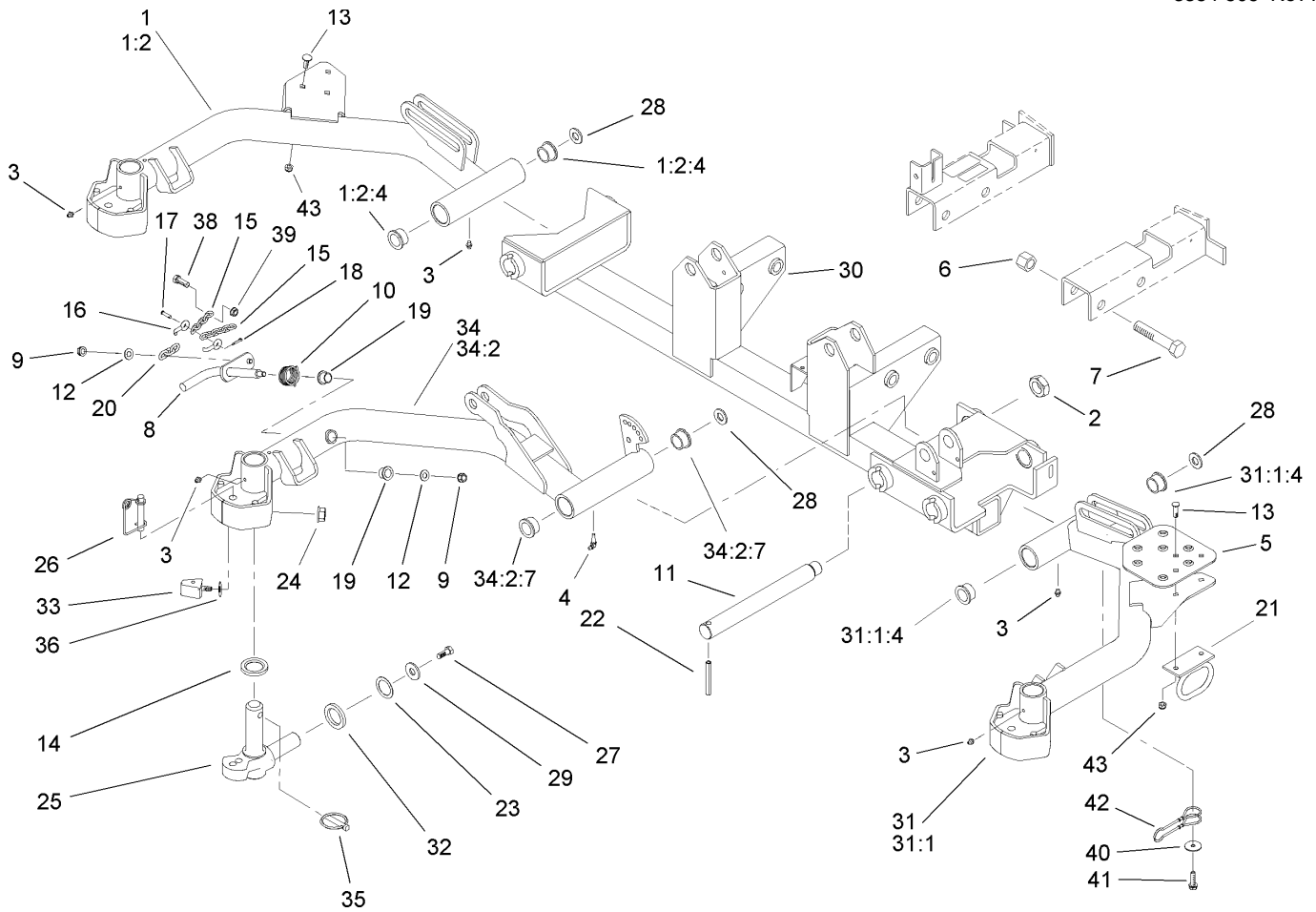
Ref	Part No.	Qty.	Description
1	32144-14	3	Screw-HWH
2	106-9208	1	Short Cylinder Pin ASM
3	104-0059	2	HYD Hose ASM
4	108-4433	2	Cylinder-Lift, Hydraulic
5	340-132	6	Fitting-HYD, 90 DEG
5:1	237-78	1	O-Ring
5:2	237-21	1	O-Ring
6	32120-93	6	Ring-Retaining, EXT
7	3-6498	6	Washer-Thrust
8	104-0046	3	Pin-Slide, Cylinder
9	340-2	2	Fitting-HYD, Straight
9:1	237-22	1	O-Ring
9:2	237-42	1	O-Ring
10	100-1270	1	Switch-Proximity
11	105-9889	2	Cylinder Pin ASM
12	3290-378	2	Tie-Cable
13	108-4435	1	Cylinder-Hydraulic, Lift
14	321-23	2	Screw-HH
15	106-5954	1	Bracket-Switch
16	100-4872	1	Plate-Switch, Neutral
17	3256-1	2	Washer-Flat
18	3296-42	2	Nut-Lock, NI
19	105-3303	1	Flow Divider Valve ASM
20	104-1450	1	Bolt-CARR

Ref	Part No.	Qty.	Description
21	340-77	1	Fitting-HYD, 90 DEG
21:1	237-22	1	O-Ring
21:2	237-42	1	O-Ring
22	93-6687	1	Decal-No Step
23	32149-7	1	Nut-Keps
24	3231-22	1	Screw-CARR
25	32128-43	1	Nut-Flange



Hydraulic Cylinder Assembly No. 108-4435

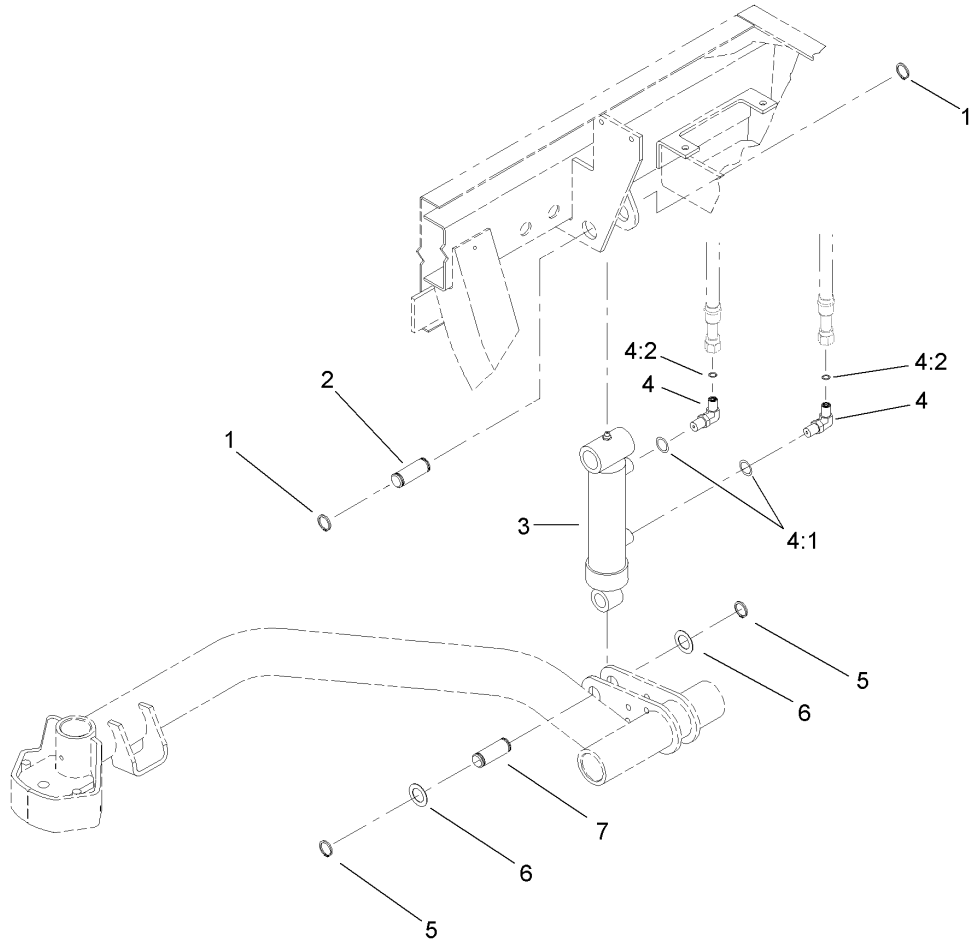
Ref	Part No.	Qty.	Description
1	110-4132	1	Kit-Seal
②1:1		1	O-Ring
②1:2		1	Back-Up Ring
②1:3		1	O-Ring
②1:4		1	Wiper
②1:5		1	Seal
②1:6		1	Seal W/Loader
②1:7		1	Wear Ring



Front Lift Arm Assembly

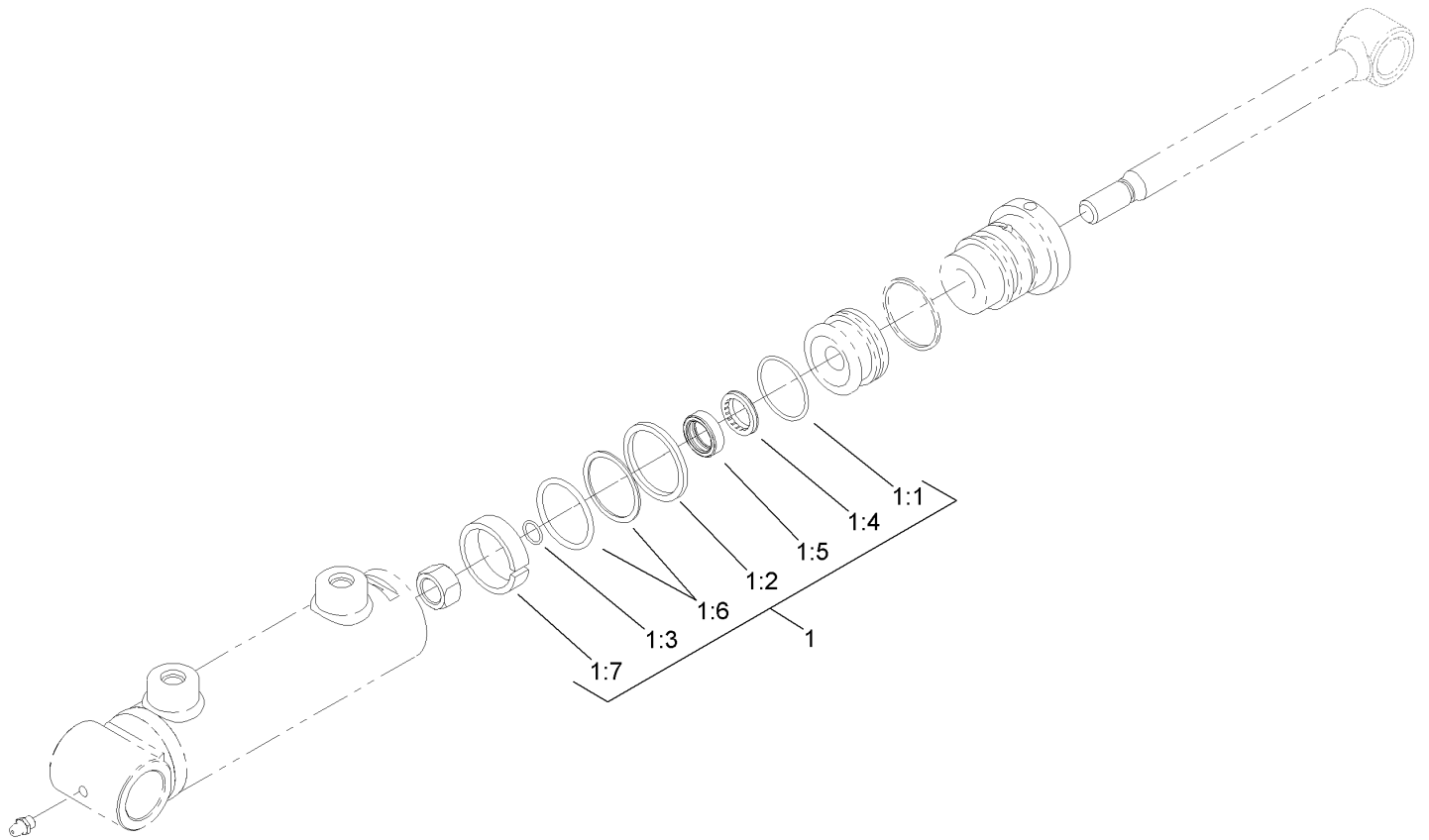
Ref	Part No.	Qty.	Description
1	99-6905-03	1	Arm ASM No. 5
②1:2		1	Arm-Lift
1:2:4	104-0015	4	Bushing-Flange
2	3296-49	3	Nut-Lock, NI
3	302-5	5	Fitting-Grease
4	302-60	1	Fitting-Grease, 90 DEG
5	104-1438-03	1	Step-Perforated
6	3296-51	4	Nut-Lock, NI
7	328-7	4	Screw-HH
8	99-6941-03	1	Pivot Rod ASM
9	3296-39	2	Nut-Lock, NI
10	98-3929	1	Spring-Torsion
11	95-7158	3	Pin-Pivot
12	3256-24	2	Washer-Flat
13	3230-1	5	Bolt-CARR
14	94-8946	3	Washer-Thrust
15	5-1096	2	Chain-Lift
16	282-4	1	Shackle
17	283-6	1	Pin-Clevis
18	3272-10	1	Pin-Cotter
19	256-287	2	Bushing
20	104-1413	1	Chain-Link, Straight
21	104-0028	2	Guide-Hose
22	32121-110	3	Pin-Roll, Slotted

Ref	Part No.	Qty.	Description
23	3-6781	3	Washer-Thrust
24	32128-20	6	Nut-HF
25	98-1880-03	3	Knuckle-Pivot
26	99-5610	3	Pin
27	98-7993	3	Screw-HHF
28	76-2980	3	Washer-Thrust
29	3256-6	3	Washer-Flat
30	106-5952-03	1	Frame-Carrier, Front
31	106-7067-03	1	Liftarm ASM No. 4
③31:1		1	Arm-Lift
31:1:4	104-0015	2	Bushing-Flange
32	98-7974	3	Washer-Thrust
33	106-9004	6	Bumper
34	99-6901-03	1	Arm ASM No. 1
④34:2		1	Arm-Lift
34:2:7	104-0015	4	Bushing-Flange
35	283-71	3	Pin-Lynch
36	3255-8	6	Washer-Lock
38	323-6	1	Screw-HH
39	32128-21	1	Nut-HF
40	3256-57	2	Washer-Flat
41	32144-26	2	Screw-Flow
42	98-3936	2	Lanyard
43	3296-47	5	Nut-Lock, NI



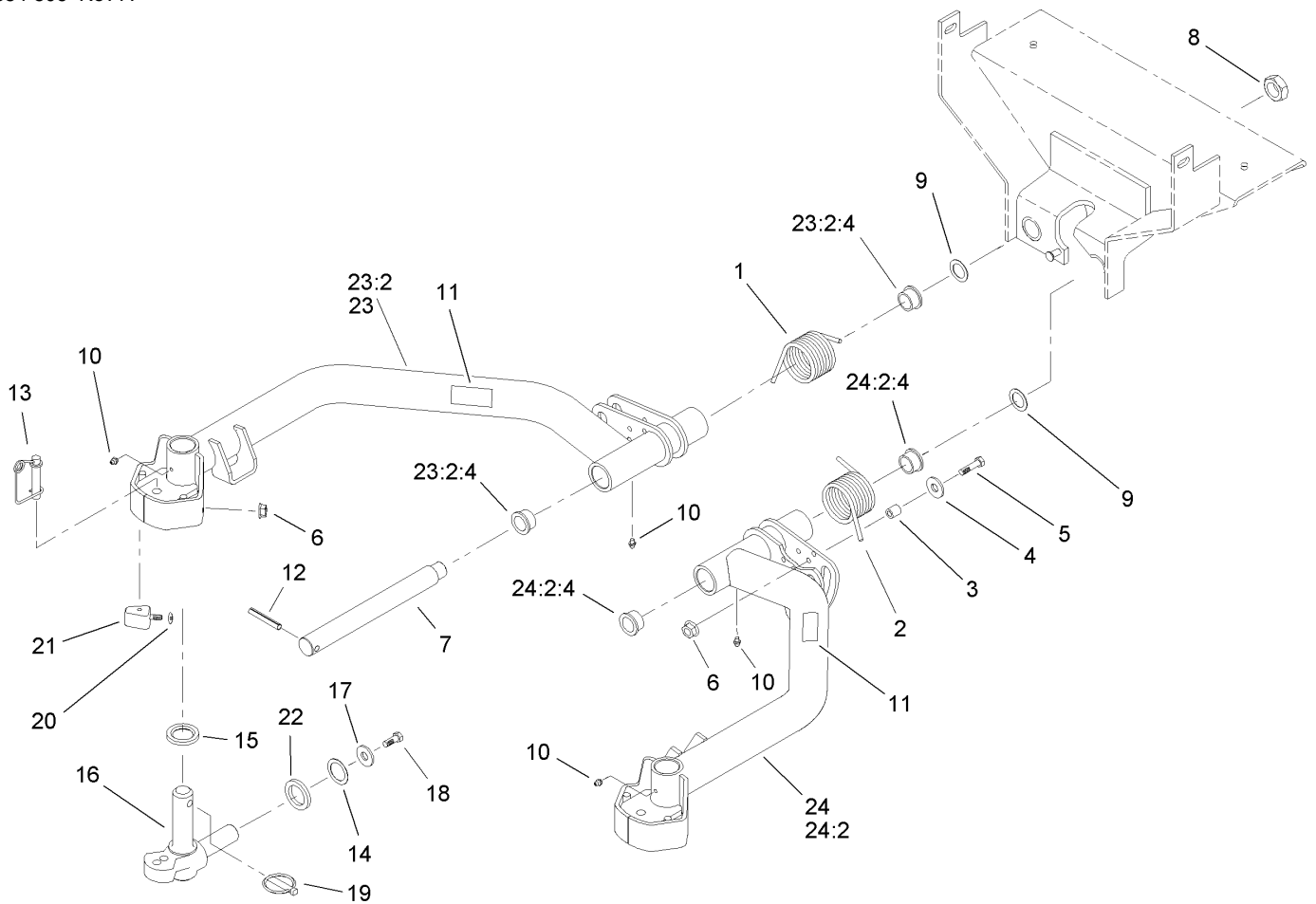
Rear Lift Cylinder Assembly

Ref	Part No.	Qty.	Description
1	32151-36	4	Ring-Retaining
2	75-5360	2	Pin-Cylinder
3	108-4436	2	Cylinder-Hydraulic, Lift
4	340-132	4	Fitting-HYD, 90 DEG
4:1	237-78	1	O-Ring
4:2	237-21	1	O-Ring
5	32120-93	4	Ring-Retaining, EXT
6	3-6498	4	Washer-Thrust
7	104-0046	2	Pin-Slide, Cylinder



Hydraulic Cylinder Assembly No. 108-4436

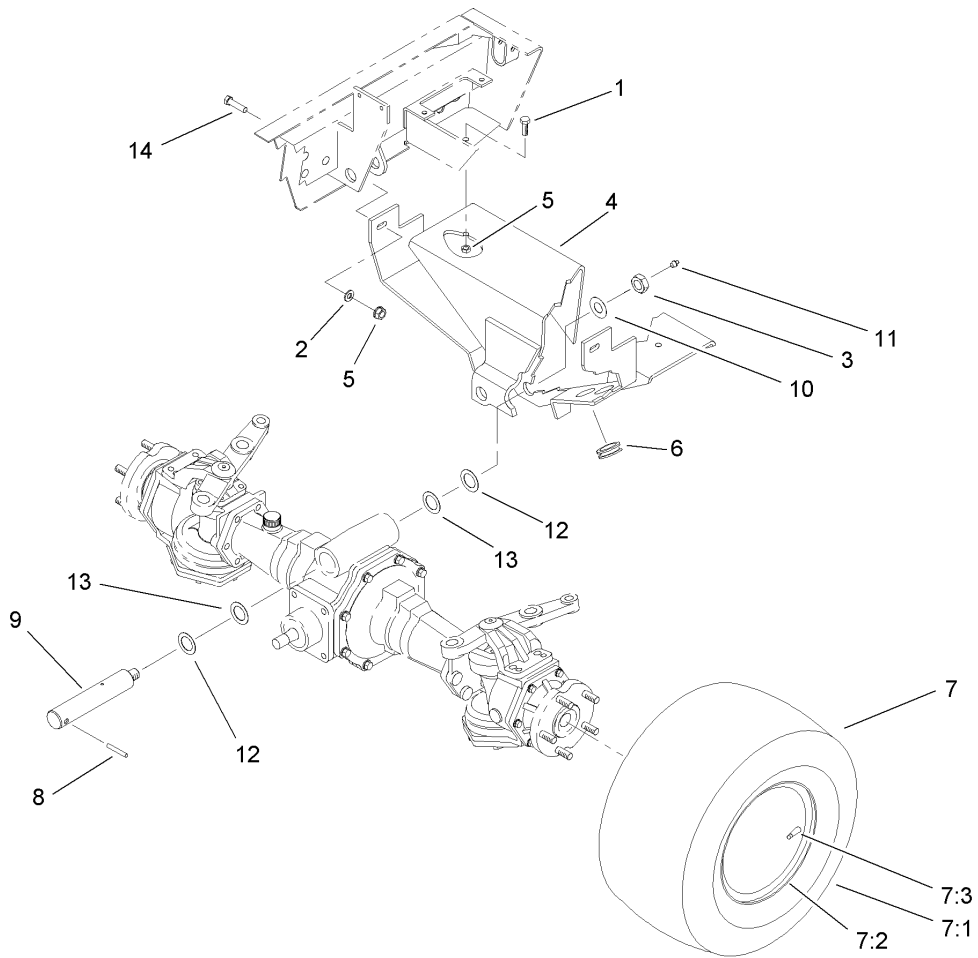
Ref	Part No.	Qty.	Description
1	110-4132	1	Kit-Seal
②1:1		1	O-Ring
②1:2		1	Back-Up Ring
②1:3		1	O-Ring
②1:4		1	Wiper
②1:5		1	Seal
②1:6		1	Seal W/Loader
②1:7		1	Wear Ring



Rear Lift Arm Assembly

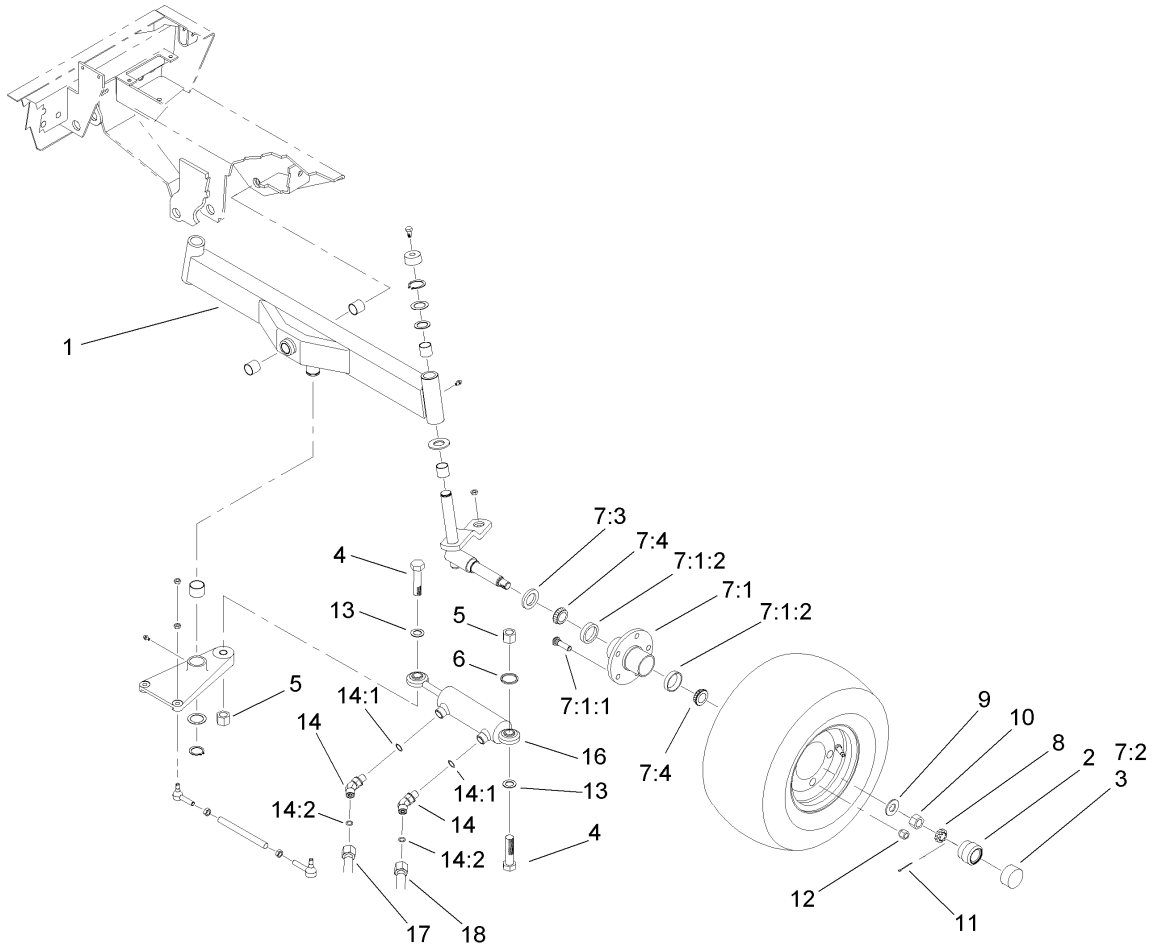
Ref	Part No.	Qty.	Description
1	99-5608-03	1	Spring-Torsion, RH
2	99-5609-03	1	Spring-Torsion, LH
3	82-6840	2	Spacer
4	3256-35	2	Washer-Flat
5	322-7	2	Screw-HH
6	32128-20	6	Nut-HF
7	95-7158	2	Pin-Pivot
8	3296-49	2	Nut-Lock, NI
9	76-2980	2	Washer-Thrust
10	302-5	4	Fitting-Grease
11	93-6696	2	Decal-Warning
12	32121-110	2	Pin-Roll, Slotted
13	99-5610	2	Pin
14	3-6781	2	Washer-Thrust
15	94-8946	2	Washer-Thrust
16	98-1880-03	2	Knuckle-Pivot
17	3256-6	2	Washer-Flat
18	98-7993	2	Screw-HHF
19	283-71	2	Pin-Lynch
20	3255-8	4	Washer-Lock
21	106-9004	4	Bumper
22	98-7974	2	Washer-Thrust
23	99-6903-03	1	Arm ASM No. 3
②23:2		1	Arm-Lift

Ref	Part No.	Qty.	Description
23:2:4	104-0015	4	Bushing-Flange
24	99-6902-03	1	Arm ASM No. 2
②24:2		1	Arm-Lift
24:2:4	104-0015	4	Bushing-Flange



Rear Axle Support and Tire Assembly

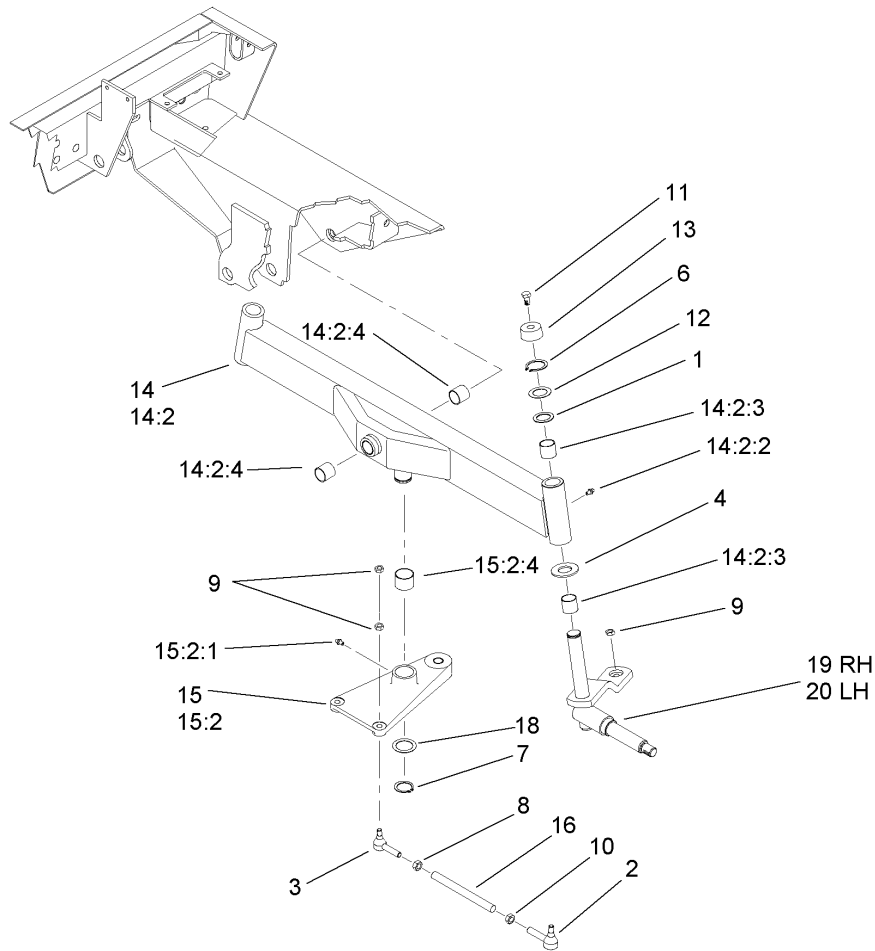
Ref	Part No.	Qty.	Description
1	323-7	2	Screw-HH
2	3256-24	2	Washer-Flat
3	32146-20	1	Nut-Jam
4	99-6940-03	1	Axle Support ASM
5	3296-39	4	Nut-Lock, NI
6	237-165	2	Grommet
7		2	Tire And Wheel ASM
7:1	86-5910	1	Tire
7:2	100-2582	1	Rim
7:3	232-27	1	Stem-Valve
8	32121-32	1	Pin-Roll
9	98-8173	1	Pin-Pivot, Axle
10	71-4540	1	Washer-Thrust
11	302-2	1	Fitting-Grease
12	99-8431	2	Washer-Thrust
13	99-8432	2	Washer-Thrust
14	323-13	2	Screw-HH



2 Wheel Drive Rear Axle Assembly

Ref	Part No.	Qty.	Description
② 1		1	Rear Axle ASM
2	100-3769	2	Protector-Bearing
3	100-3809	2	Cap-Protector, Bearing
4	328-25	2	Screw-HH
5	32153-6	2	Nut-Lock
6	67-7250	1	Spacer-Ring
② 7		2	Hub ASM
7:1	21-2820	1	Hub
7:1:1	10-6830	5	Stud-Type, Drive
7:1:2	254-72	2	Bearing-Cup, Tapered
7:2	241-119	1	Cap-Dust
7:3	253-129	1	Seal
7:4	254-94	2	Bearing-Cone, Tapered
8	93-0307	2	Nut-Lock, Retainer
9	93-0309	4	Washer-Tab
10	3220-7	2	Nut-Jam
11	3272-13	2	Pin-Cotter
12	242-50	10	Nut-Lug
13	67-9410	2	Washer
14	340-103	2	Fitting-HYD, 45 DEG
14:1	237-78	1	O-Ring
14:2	237-21	1	O-Ring
16	110-4130	1	Cylinder-Hydraulic, Steer
17	104-1494	1	HYD Hose ASM

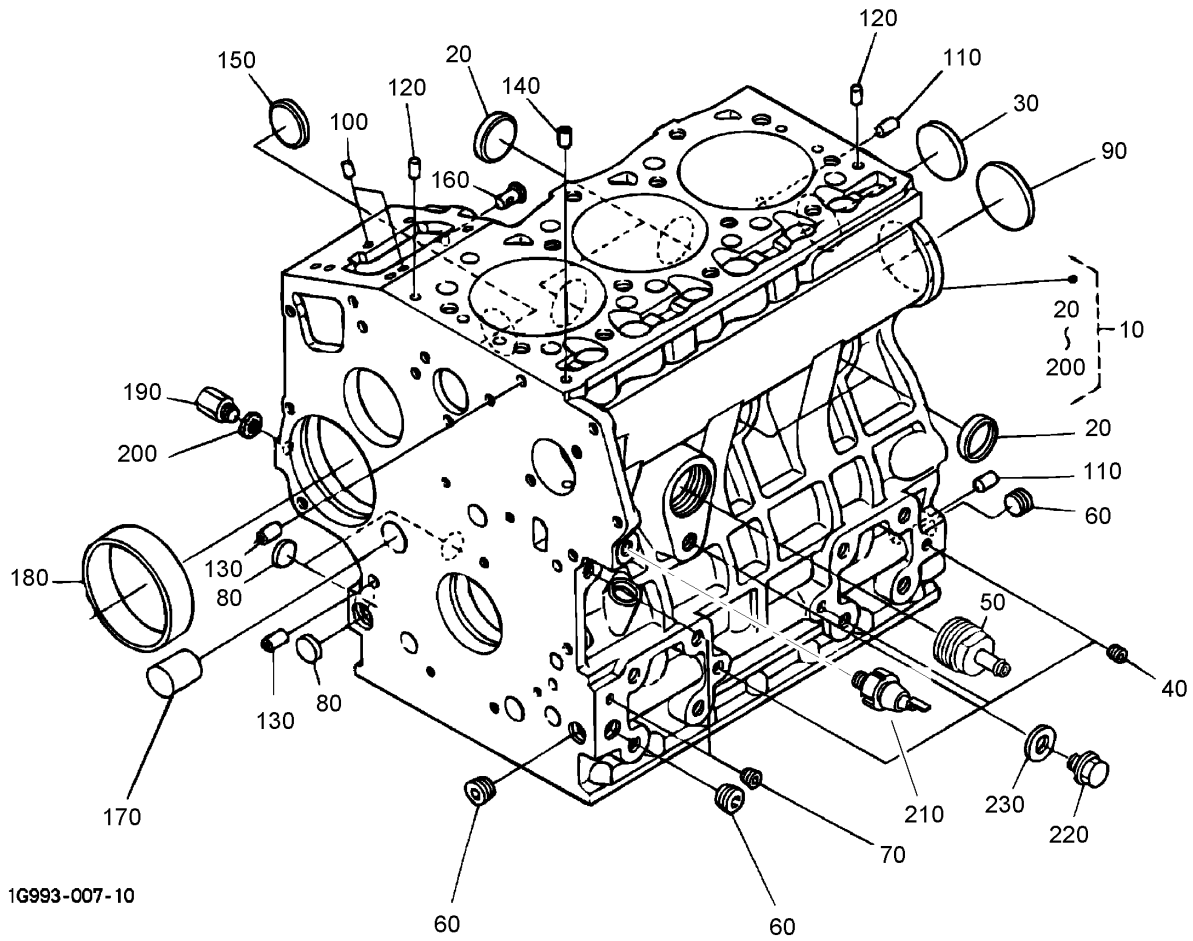
Ref	Part No.	Qty.	Description
18	105-9295	1	Hose ASM



Rear Axle Assembly

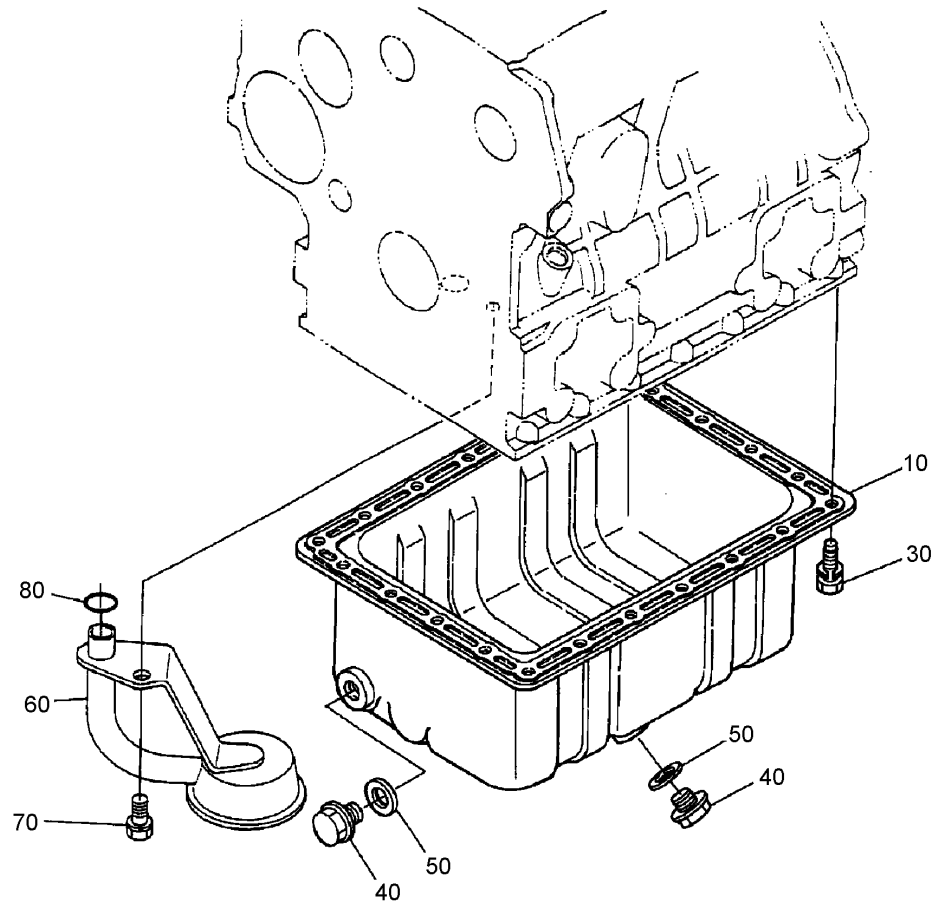
Ref	Part No.	Qty.	Description
1	10-8110	2	Washer-Thrust
2	21-0141	2	RH Ball Joint ASM
3	21-0151	2	LH Ball Joint ASM
4	256-121	2	Washer-Thrust
6	32151-36	2	Ring-Retaining
7	32151-77	1	Ring-Retaining, EXT
8	3220-12	2	Nut-HJ (LH Thread)
9	3220-3	8	Nut-Hex, Jam
10	3220-5	2	Nut-Jam
11	3234-13	2	Screw-HHF
12	5-1226	2	Washer
13	66-2990	2	Cap-Spindle
14	99-6935-03	1	Rear Axle ASM
14:2		1	Axle-Rear
14:2:2	302-5	2	Fitting-Grease
14:2:3	67-1750	4	Bushing
14:2:4	99-6964	2	Bushing-Axle
15	75-4410-03	1	Pivot Plate ASM
15:2	75-2910	1	Plate-Pivot
15:2:1	302-5	1	Fitting-Grease
15:2:4	76-2970	2	Bushing-Straight
16	75-3130-03	2	Rod-Tie
18	76-2980	1	Washer-Thrust
19	93-7000-03	1	Spindle-RH

Ref	Part No.	Qty.	Description
20	93-7001-03	1	Spindle-LH



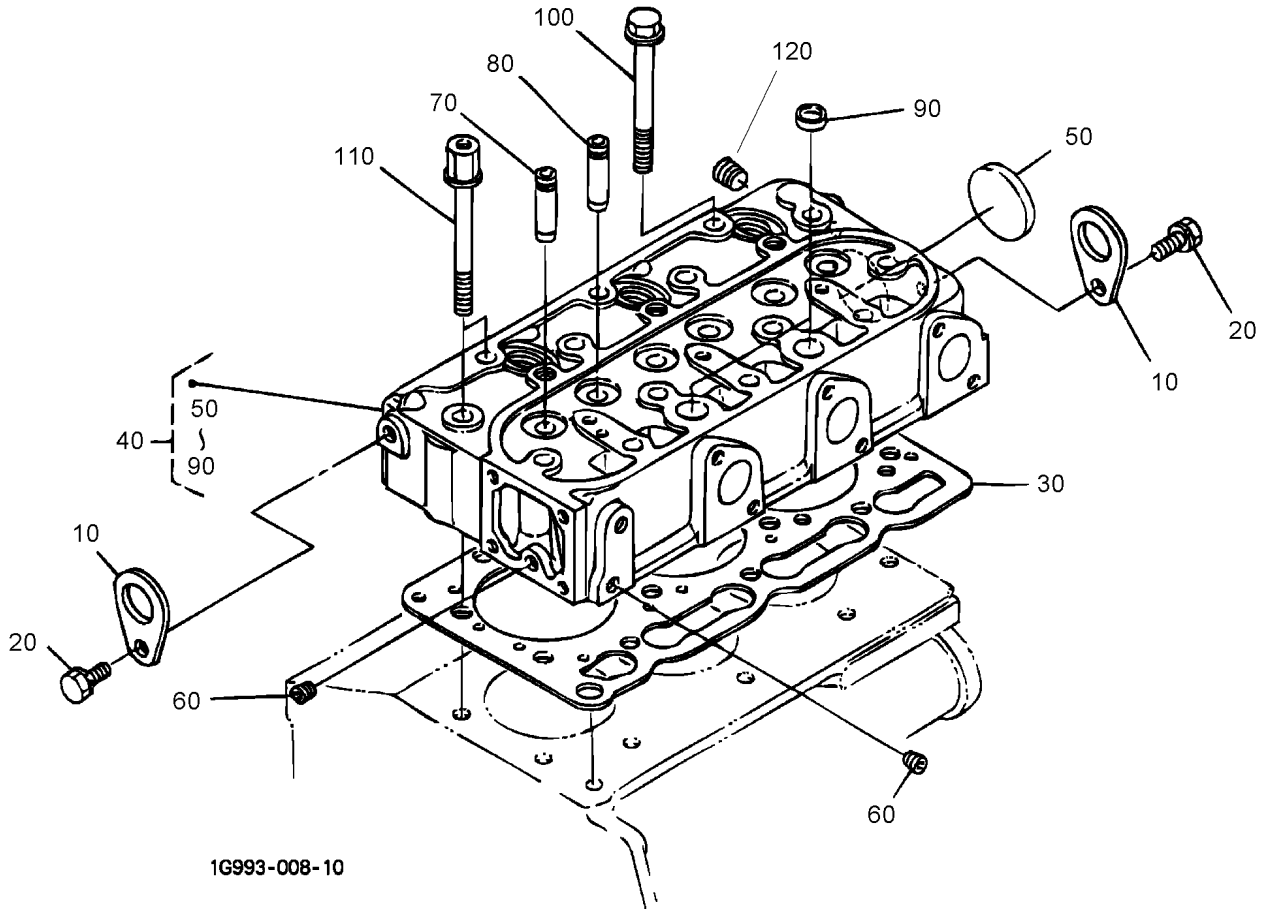
Crankcase Assembly

Ref	Part No.	Qty.	Description
10	107-7824	1	Crankcase ASM
20	98-9398	4	Cap-Sealing
30	98-7539	1	Cap-Sealing
40	98-7540	3	Plug
50	99-8347	1	Joint-Pipe, Drain
60	98-9597	3	Plug
70	98-7487	2	Plug
80	98-7489	3	Plug
90	98-9668	1	Plug
100	98-9375	2	Pin-Straight
110	98-9377	2	Pin-Straight
120	105-3795	2	Pin-Straight
130	98-9387	2	Pin-Pipe
140	98-9539	1	Pin-Pipe
150	98-9599	1	Plug
160	98-9630	1	Pin-Spring, Start
170	98-9675	1	Plug
180	98-9656	1	Bushing-Governor, Gear
190	98-7507	1	Plug
200	98-7428	1	Gasket
210	98-9416	1	Switch-Oil
220	99-3447	1	Plug
230	106-7056	1	Gasket



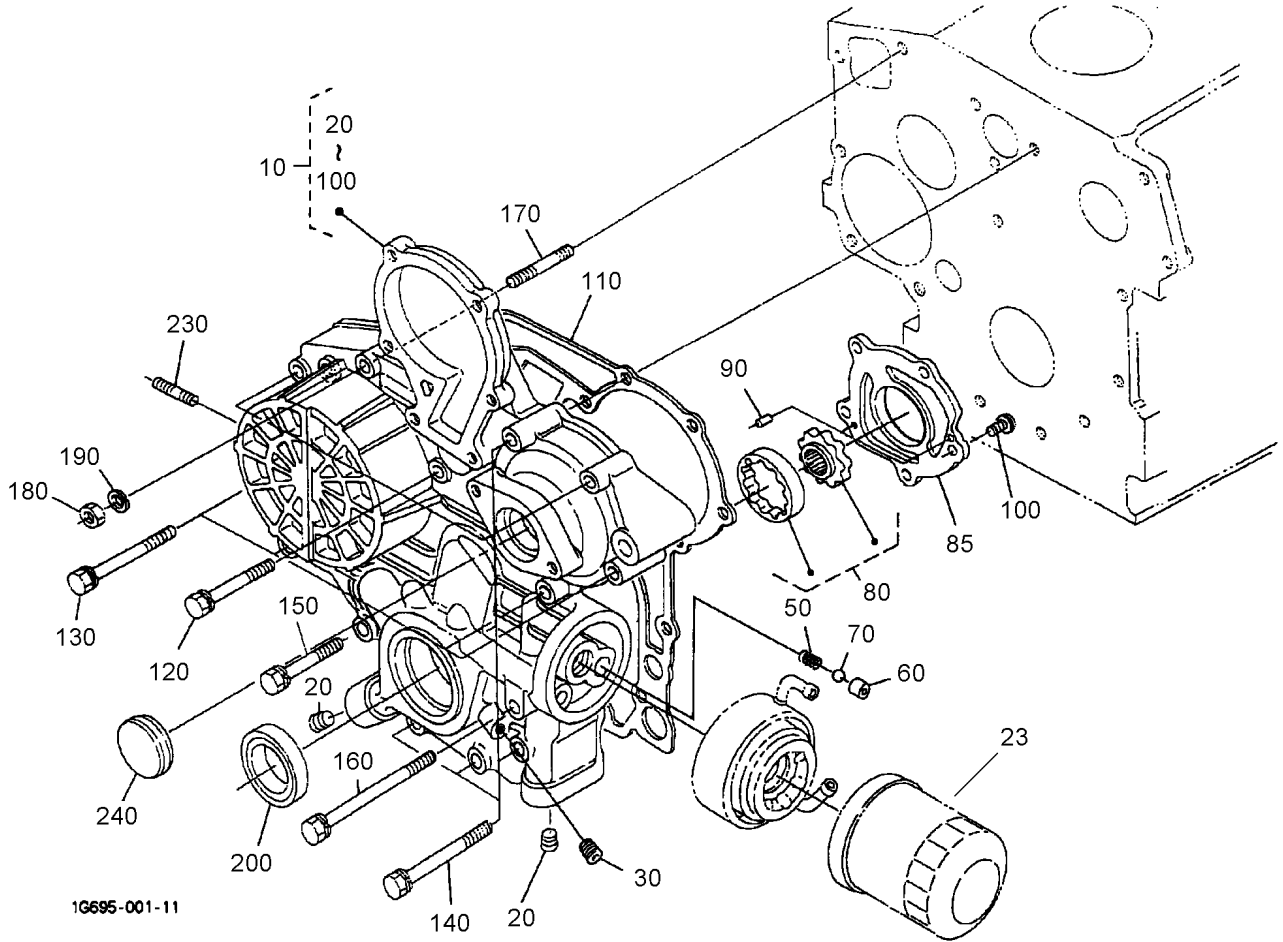
Oil Pan Assembly

Ref	Part No.	Qty.	Description
10	98-9685	1	Drain-Oil
30	107-9065	22	Bolt
40	108-6572	2	Plug-Drain
50	98-7524	2	Gasket
60	108-1401	1	Filter-Oil
70	98-7526	1	Bolt
80	105-3776	1	O-Ring



Cylinder Head Assembly

Ref	Part No.	Qty.	Description
10	98-7531	2	Hook-Engine
20	100-9195	2	Bolt
30	105-3780	1	Gasket-Head, Cylinder
40	107-7823	1	Cylinder Head ASM
50	98-9395	1	Cap-Sealing
60	98-7540	2	Plug
70	107-9066	3	Guide-Valve, Inlet
80	107-9067	3	Guide-Valve, Exhaust
90	98-9389	2	Cap-Sealing
100	98-9479	12	Bolt-Head, Cylinder
110	98-9647	2	Bolt-Head, Cylinder
120	98-9444	1	Plug

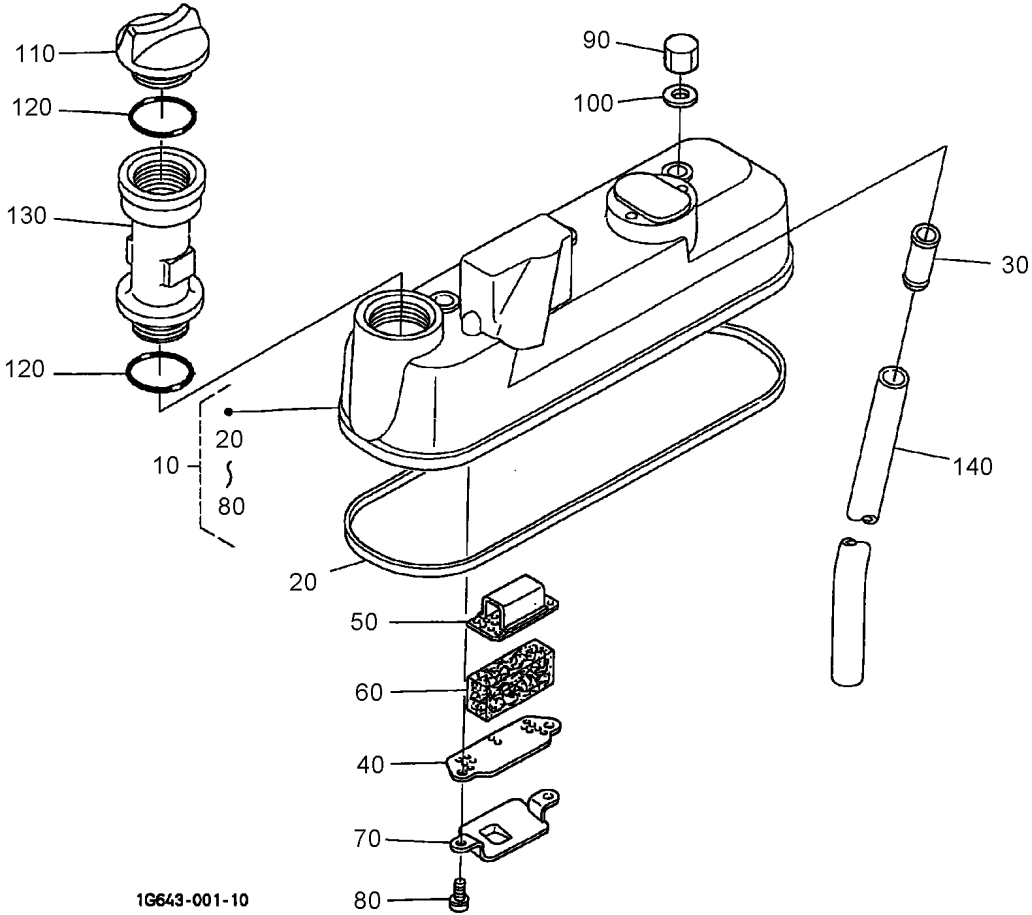


1G695-001-11

Gear Case Assembly

Ref	Part No.	Qty.	Description
10	108-1402	1	Gear Case ASM
20	98-9598	2	Plug
23	104-5167	1	Filter-Oil
30	98-7487	1	Plug
50	98-9544	1	Spring
60	98-9543	1	Seat-Valve
70	98-9380	1	Ball
80	98-9540	1	Oil Pump Rotor ASM
85	107-9069	1	Cover-Pump, Oil
90	107-9072	2	Pin-Straight
100	107-9071	5	Screw
110	98-9633	1	Gasket-Case, Gear
120	107-9073	3	Bolt
130	105-3797	4	Bolt
140	98-9356	4	Bolt
150	107-9074	1	Bolt
160	98-9586	1	Bolt
170	105-3709	1	Stud
180	98-7572	1	Nut
190	98-7699	1	Washer-Spring
200	98-9482	1	Seal-Oil
230	105-3710	2	Stud
240	98-9641	1	Cover

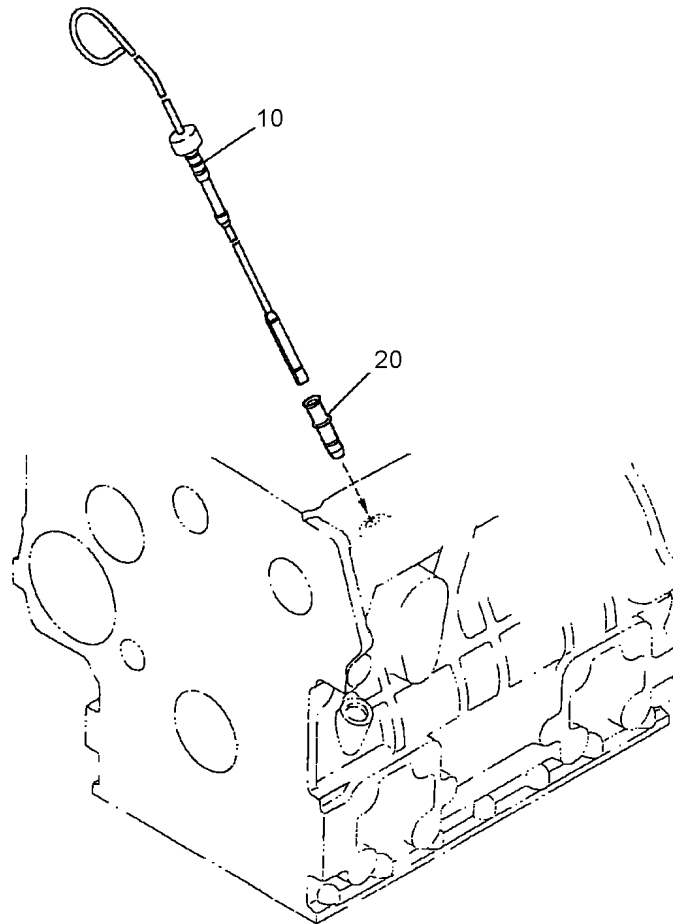
--	--	--	--



Head Cover Assembly

Ref	Part No.	Qty.	Description
10	98-9614	1	Cylinder Head Cover ASM
20	98-9615	1	Gasket-Cover, Head
30	98-9492	1	Joint-Pipe, Breather
40	98-9488	1	Plate-Element, Breather
50	98-9489	1	Plate-Element, Breather
60	98-9493	1	Element-Breather
70	98-9490	1	Shield-Oil, Breather
80	98-9364	2	Screw (W/Washer)
90	98-9455	3	Nut-Cap
100	98-9454	3	Gasket
110	107-9075	1	Plug-Filler, Oil
120	99-3446	1	O-Ring
130	99-8349	1	Extension-Fill, Oil
140	98-9491	1	Pipe-Breather

--	--	--	--

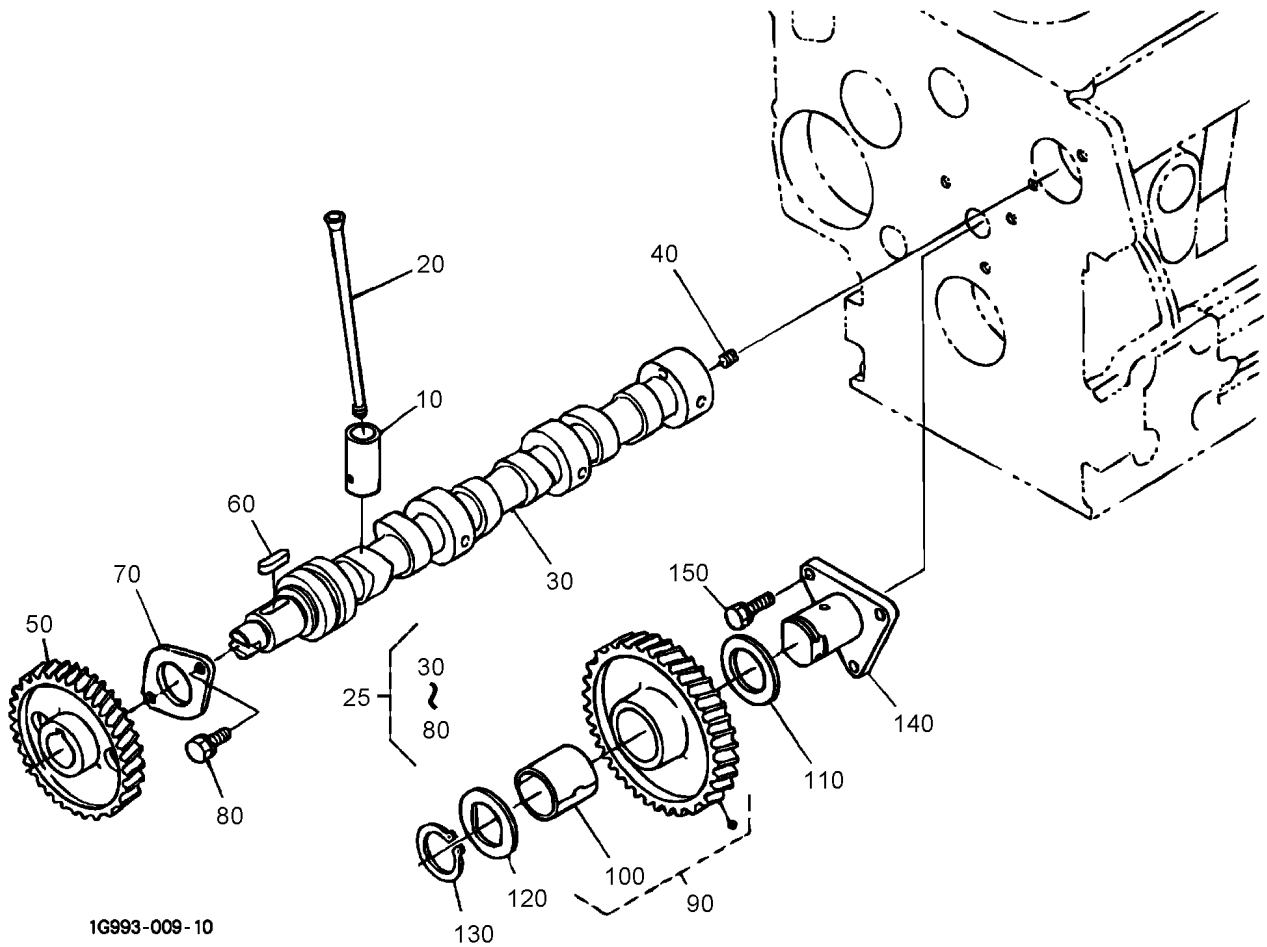


1G643-005-10

Dipstick and Guide Assembly

Ref	Part No.	Qty.	Description
10	104-9348	1	Gauge-Oil
20	105-3713	1	Guide-Gauge, Oil

--	--	--	--

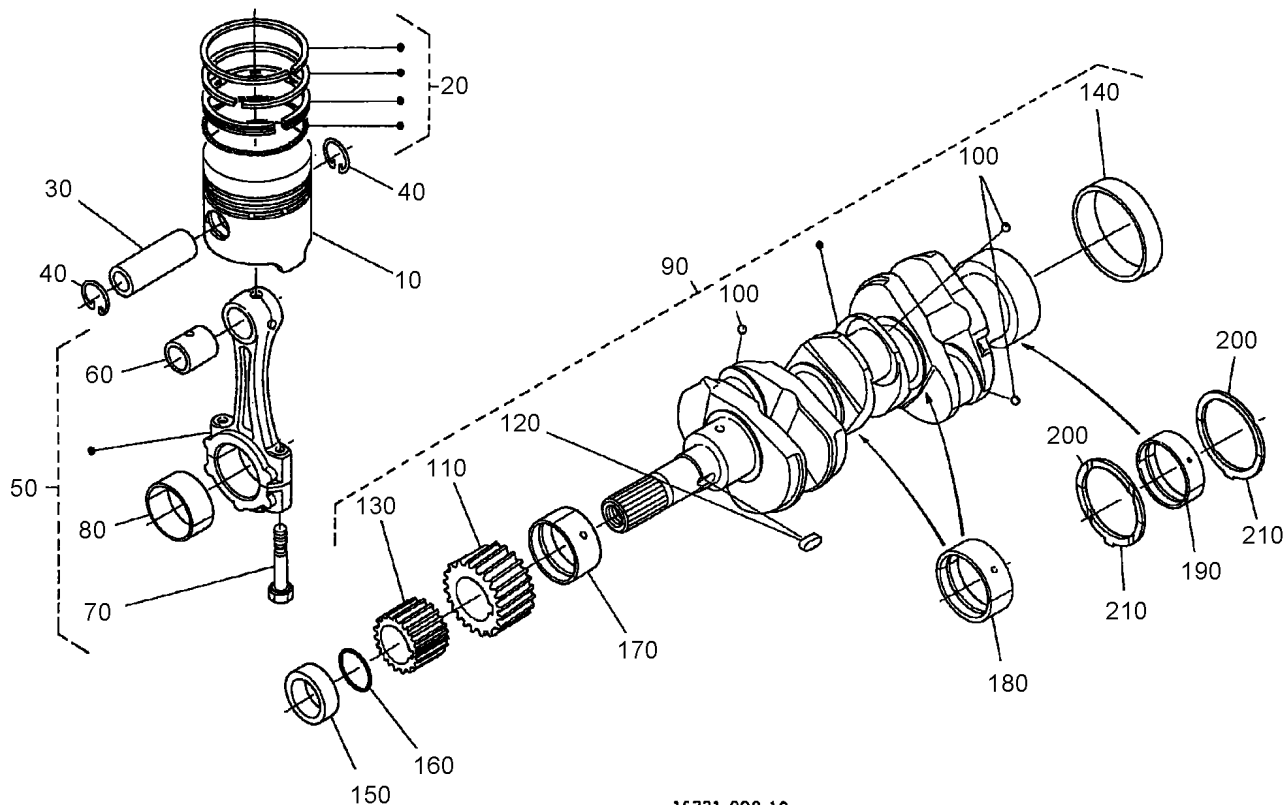


1G993-009-10

Camshaft and Idle Gear Shaft Assembly

Ref	Part No.	Qty.	Description
10	98-9616	6	Tappet
20	98-9509	6	Rod-Push
25	99-8362	1	Camshaft ASM
30	108-1403	1	Camshaft
40	98-7449	1	Screw-Set
50	98-9512	1	Gear-Cam
60	98-9378	1	Key-Feather
70	98-9510	1	Stopper-Camshaft
80	98-7692	2	Bolt
90	98-9649	1	Idle Gear ASM
100	98-9650	1	Bushing-Gear, Idle
110	98-9535	1	Collar-Gear, Idle
120	98-9536	1	Collar-Gear, Idle
130	98-9534	1	Clip-Circular, Idle Gear
140	98-9533	1	Shaft-Gear, Idle
150	98-7692	3	Bolt

--	--	--	--

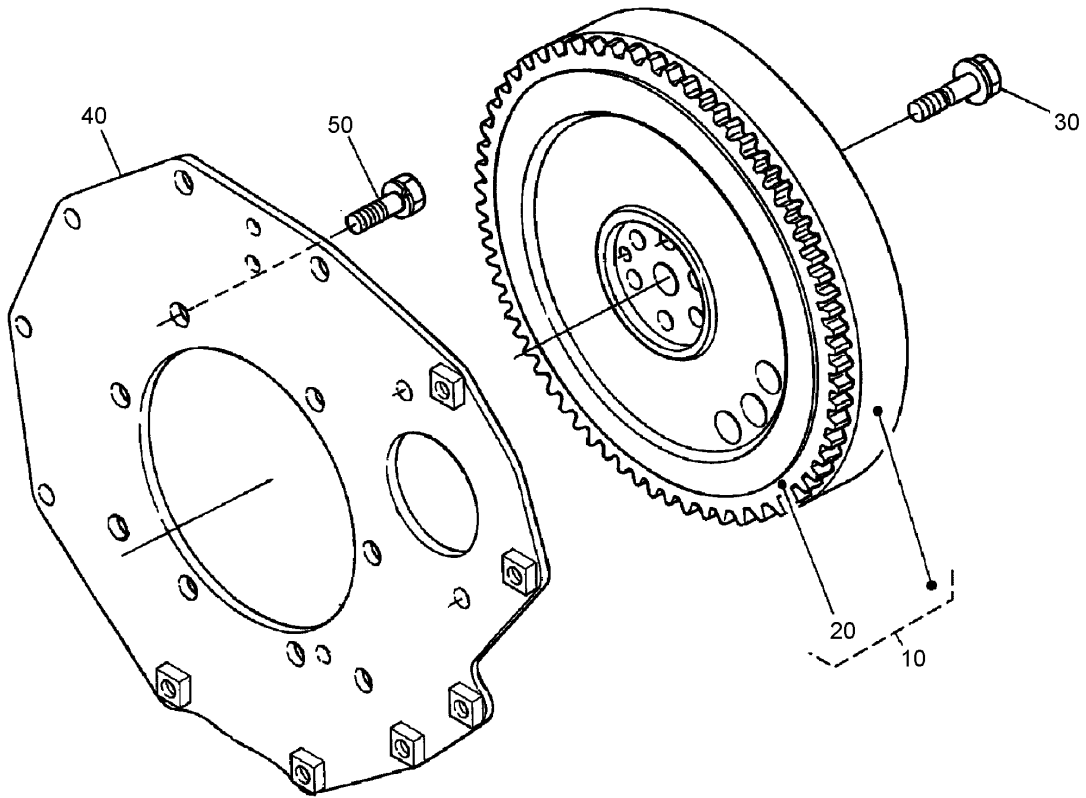


16221-009-10

Piston and Crankshaft Assembly

Ref	Part No.	Qty.	Description
10	98-9550	3	Piston (STD)
10	108-1417	3	Piston, 0.5Mm
20	108-1404	3	Piston Ring ASM, 0.5Mm
20	98-9551	3	Piston Ring ASM (STD)
30	98-9513	3	Pin-Piston
40	98-9514	6	Clip-Circular, Piston Pin
50	98-9552	3	Connecting Rod ASM
60	98-9515	3	Bushing-Pin, Piston
70	98-9517	6	Bolt-Rod, Connecting
80	108-1406	3	Metal-Crankpin, -0.4Mm
80	108-1405	3	Metal-Crankpin, -0.2Mm
80	98-9553	3	Bearing-Rod (STD)
90	98-9642	1	Crankshaft ASM
100	98-7473	3	Ball
110	98-9532	1	Gear-Crankshaft
120	98-9666	1	Key
130	98-9542	1	Gear-Drive, Oil Pump
140	98-9522	1	Sleeve-Crankshaft
150	98-9521	1	Collar-Crankshaft
160	105-3783	1	O-Ring
170	98-9554	1	Bearing-Main (STD)
170	108-1407	1	Metal-Crankpin, -0.2Mm
170	108-1408	1	Metal-Crankpin, -0.4Mm
180	98-9555	2	Bearing-Main (STD)

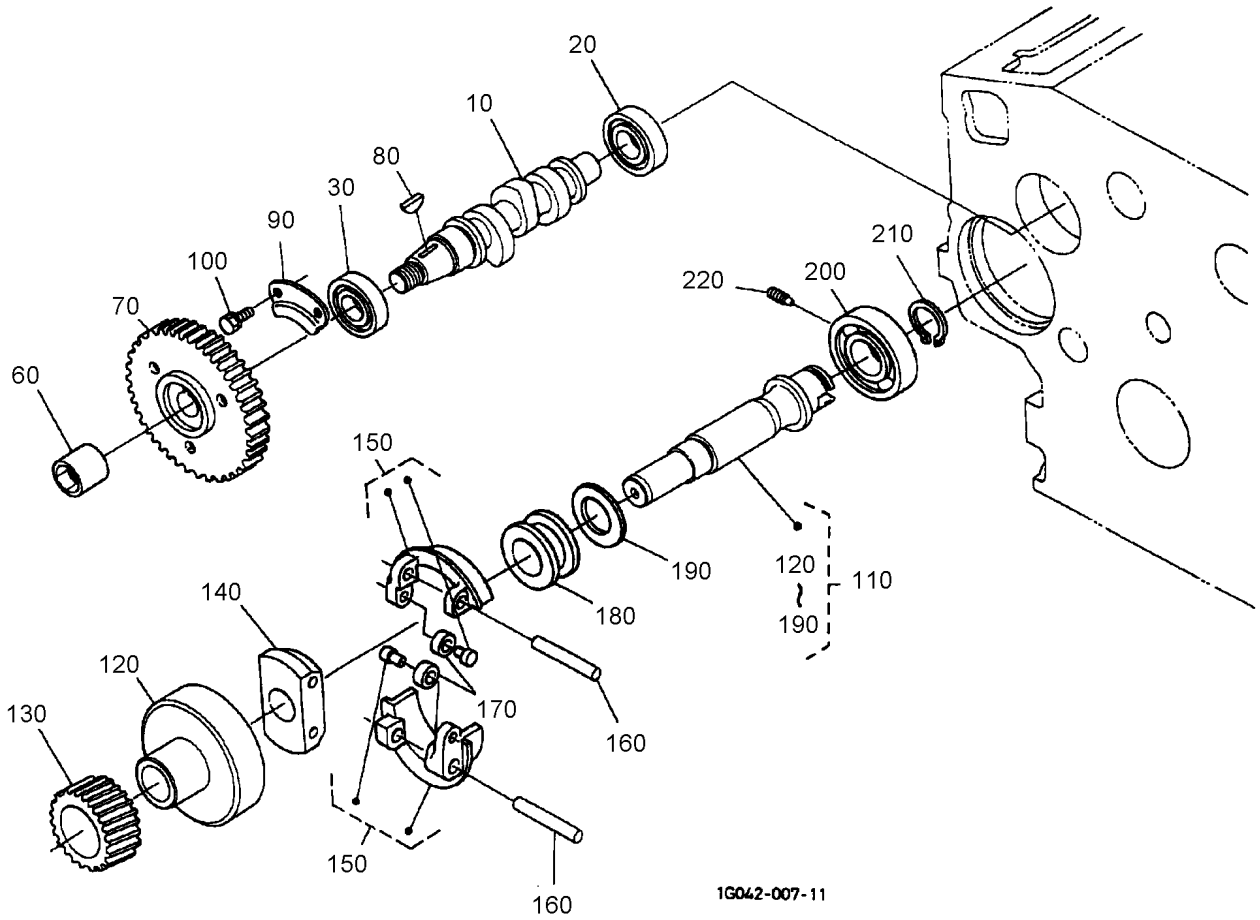
Ref	Part No.	Qty.	Description
180	108-1409	2	Metal-Crankpin, -0.2Mm
180	108-1410	2	Metal-Crankpin, -0.4Mm
190	98-9556	1	Bearing-Main (STD)
190	105-3719	1	Metal-Crankshaft (.2Mm)
190	105-3720	1	Metal-Crankshaft (.4Mm)
200	98-9413	2	Bearing-Thrust (STD)
200	98-9414	2	Bearing-Thrust (0.2Mm)
200	98-9415	2	Bearing-Thrust (0.4Mm)
210	98-9688	2	Bearing-Thrust (STD)
210	98-9689	2	Bearing-Thrust (0.2Mm)
210	98-9690	2	Bearing-Thrust (0.4Mm)



Flywheel Assembly

Ref	Part No.	Qty.	Description
10	105-3784	1	Flywheel ASM
20	105-3722	1	Gear-Ring
30	98-9537	6	Bolt-Flywheel
40	98-9486	1	Plate-End, Rear
50	98-9392	8	Bolt

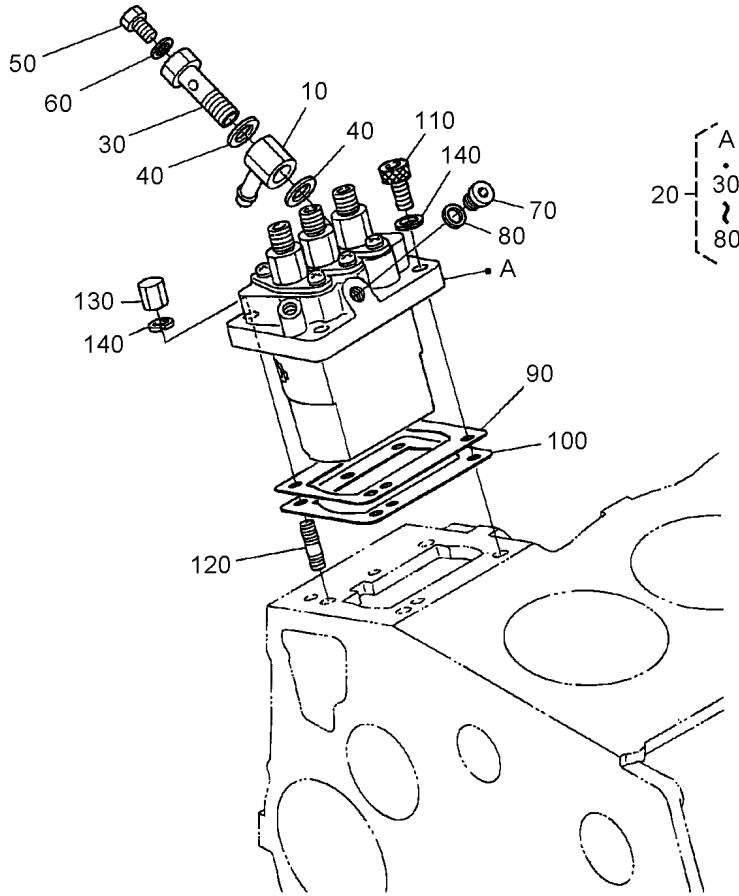
--	--	--	--



1G042-007-11

Fuel Camshaft and Governor Shaft Assembly

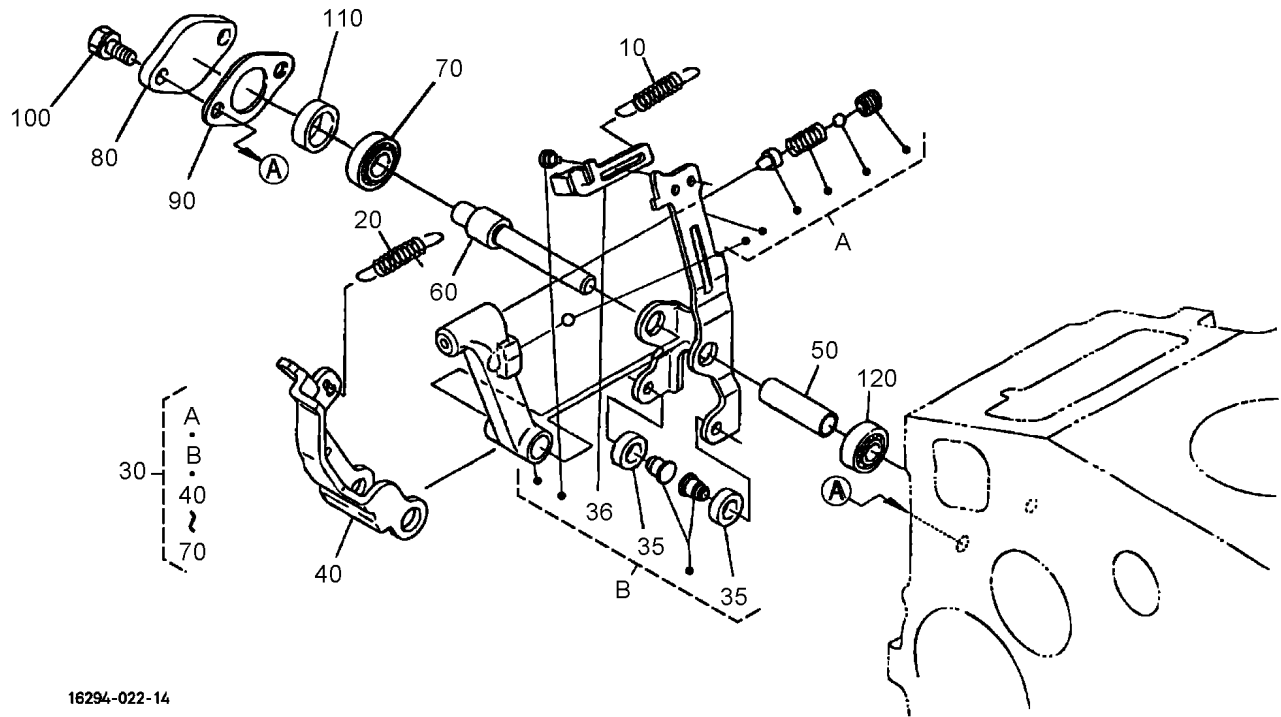
Ref	Part No.	Qty.	Description
10	98-9459	1	Camshaft-Fuel
20	107-9077	1	Bearing-Ball
30	107-9078	1	Bearing-Ball
60	98-9590	1	Nut-Cap
70	98-9669	1	Gear-Pump, Injection
80	98-9595	1	Key-Woodruff
90	98-9511	1	Stopper-Fuel, Camshaft
100	98-7692	2	Bolt
110	98-9644	1	Governor Shaft ASM
120	98-9562	1	Holder-Gear, Governor
130	98-9673	1	Gear-Governor
140	98-9561	1	Holder-Weight, Governor
150	98-9559	2	Governor Weight ASM
160	98-9560	2	Shaft-Weight, Governor
170	98-9692	2	Roller
180	98-9563	1	Sleeve-Governor
190	98-9564	1	Washer-Thrust
200	107-9079	1	Bearing-Ball
210	98-9657	1	Clip-Circular, Governor Shaft
220	98-9565	1	Screw-Set



1G682-016-10

Injection Pump Assembly

Ref	Part No.	Qty.	Description
10	98-9596	1	Joint-Eye
20	98-9643	1	Injection Pump ASM
30	98-9464	1	Bolt-Joint
40	98-9445	2	Gasket
50	98-9430	1	Screw
60	98-9446	1	Gasket
70	98-9466	1	Plug
80	98-9451	1	Gasket
90	98-9457	1	Shim-Injection (0.25Mm)
90	98-9456	1	Shim (0.2Mm)
100	98-9458	1	Shim-Injection (0.30Mm)
110	98-9361	2	Bolt-HSH
120	98-9438	2	Stud
130	98-9440	2	Nut-Cap
140	98-7699	4	Washer-Spring

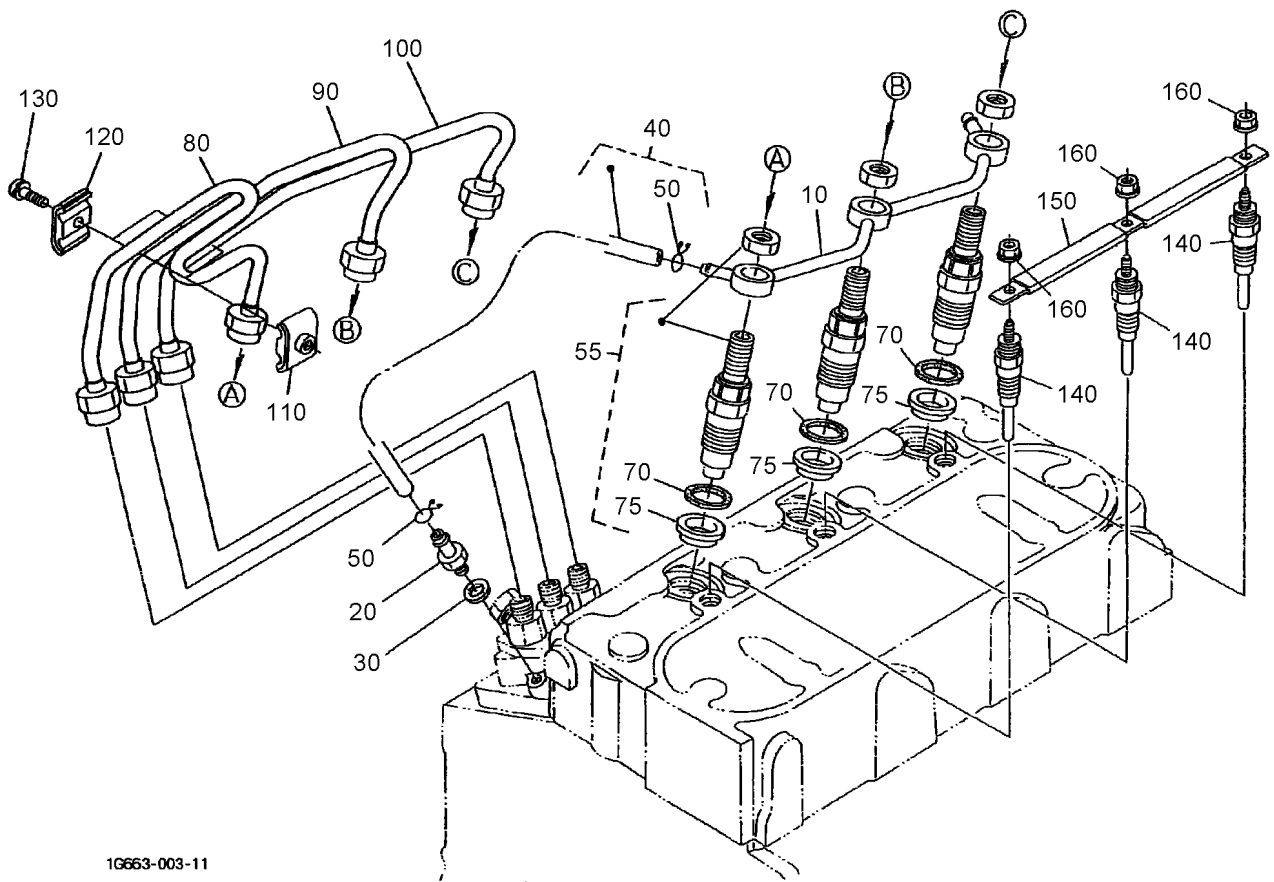


16294-022-14

Governor Assembly

Ref	Part No.	Qty.	Description
10	105-3786	1	Spring-Start
20	98-9681	1	Spring-Governor
30	107-9082	1	Fork Lever ASM
35	98-9692	2	Roller
36	107-9083	1	Lever-Thrust
40	107-9084	1	Lever-Fork
50	107-9085	1	Shaft-Lever, Fork
60	107-9086	1	Shaft-Lever, Fork
70	98-9570	1	Bearing-Miniaturize
80	98-9569	1	Cover-Shaft, Fork Lever
90	98-9682	1	Gasket
100	98-9351	2	Bolt
110	98-9567	1	Collar
120	98-9571	1	Bearing-Miniaturize

--	--	--	--

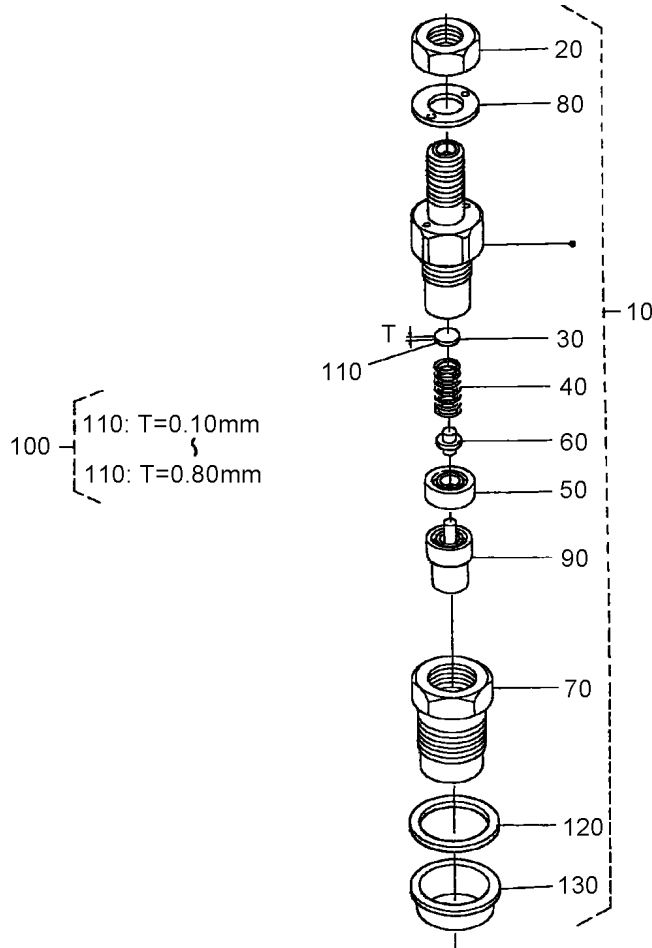


1G663-003-11

Nozzle Holder and Glow Plug Assembly

Ref	Part No.	Qty.	Description
10	98-9621	1	Overflow Pipe ASM
20	98-9431	1	Screw-Bleeder
30	98-7654	1	Gasket
40	98-9624	1	Overflow Pipe ASM
50	98-7672	2	Clip-Pipe
55	108-2866	3	Nozzle Holder Kit
70	98-7676	3	Gasket
75	98-7677	3	Seal
80	98-9622	1	Pipe-Injection
90	98-9654	1	Pipe-Injection
100	98-9655	1	Pipe-Injection
110	98-7682	2	Clamp-Pipe
120	98-7683	2	Clamp-Pipe
130	98-9364	2	Screw (W/Washer)
140	98-9623	3	Plug-Glow
150	98-9631	3	Cord-Plug, Glow
160	99-8377	3	Nut-Flange

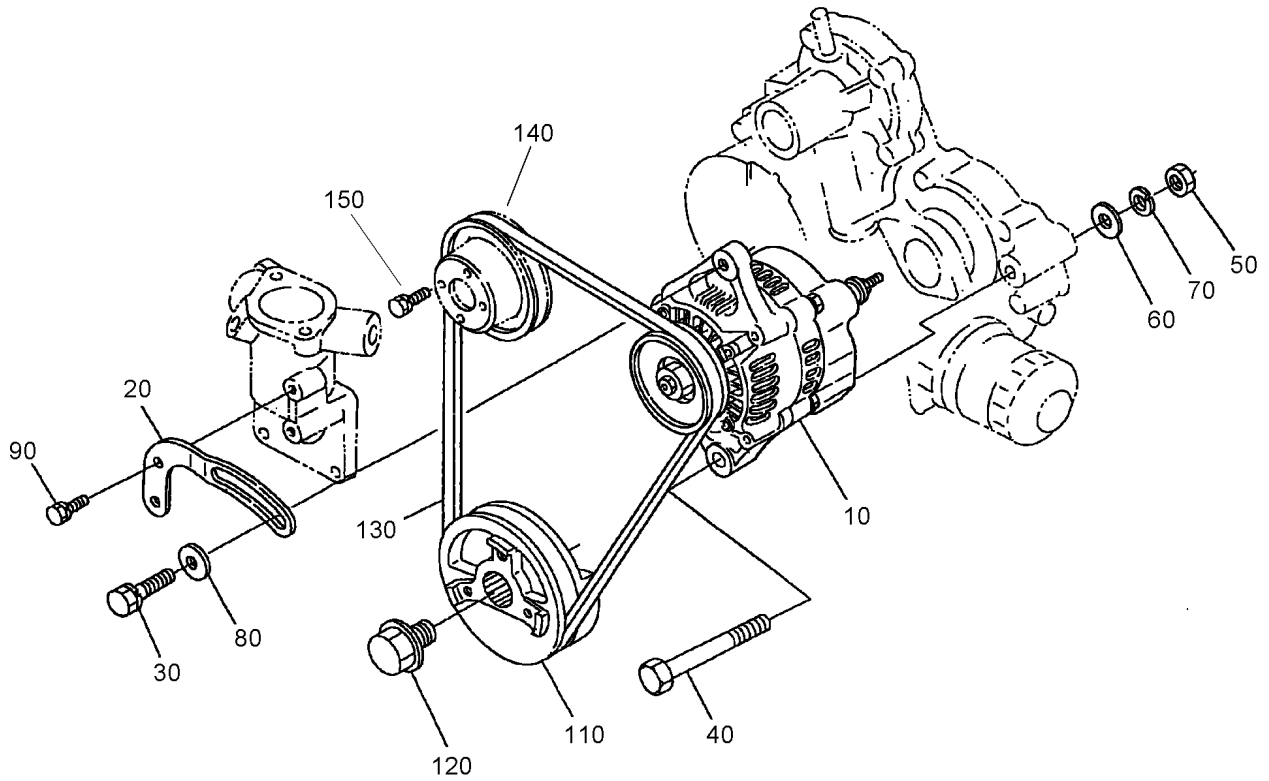
--	--	--	--



1G347-015-10

Nozzle Holder (Component Part) Assembly

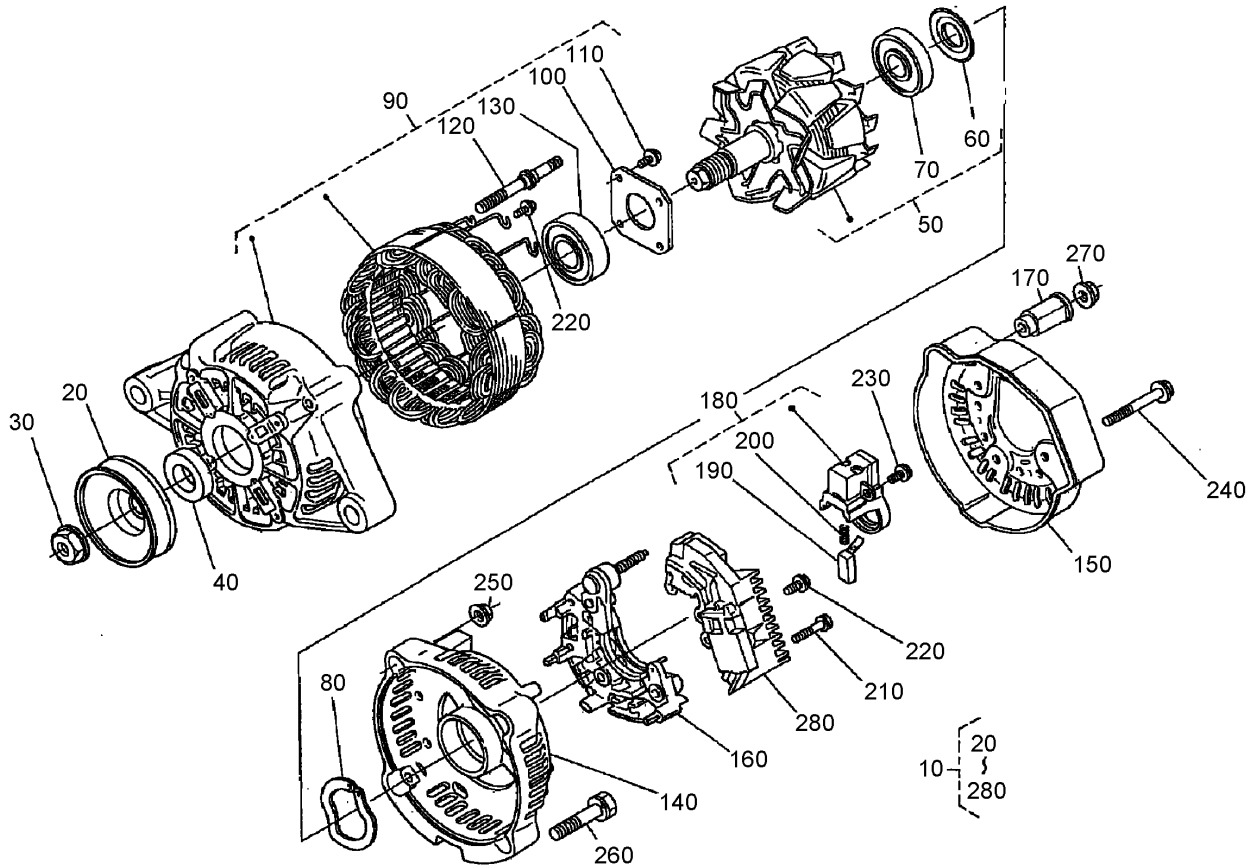
Ref	Part No.	Qty.	Description
10	108-2866	1	Nozzle Holder Kit
20	99-8301	3	Nut
30	99-8302	3	Washer-Adjusting
40	99-8303	3	Spring-Nozzle
50	99-8304	3	Spacer-Distance
60	99-8305	3	Rod-Push
70	99-8306	3	Nut-Nozzle
80	99-8307	3	Washer-Plain
90	99-8308	3	Piece-Nozzle
100	99-8309	3	Adjusting Washer ASM
110	99-8310	3	Washer-Adjust (0.10Mm)
110	99-8311	3	Washer-Adjust (0.20Mm)
110	99-8312	3	Washer-Adjust (0.30Mm)
110	99-8313	3	Washer-Adjust (0.40Mm)
110	99-8314	3	Washer-Adjust (0.50Mm)
110	99-8315	3	Washer-Adjust (0.52Mm)
110	99-8316	3	Washer-Adjust (0.54Mm)
110	99-8317	3	Washer-Adjust (0.56Mm)
110	99-8318	3	Washer-Adjust (0.58Mm)
110	99-8319	3	Washer-Adjust (0.80Mm)
120	98-7676	3	Gasket
130	98-7677	3	Seal



1G299-044-10

Alternator and Pulley Assembly

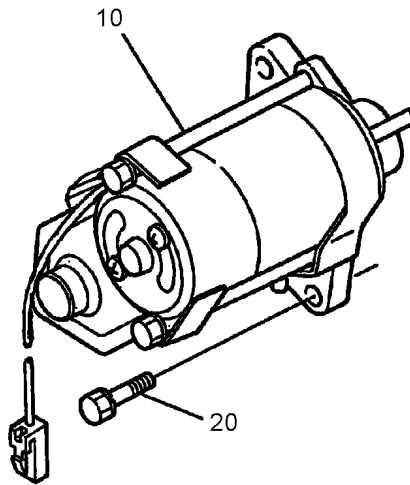
Ref	Part No.	Qty.	Description
10	98-9474	1	Alternator ASM
20	98-9573	1	Stay-Dynamo
30	108-7088	1	Bolt
40	98-9360	1	Bolt
50	98-7737	1	Nut
60	3256-24	1	Washer-Flat
70	98-7738	1	Washer-Spring
80	100-9233	1	Washer-Plain
90	98-7692	1	Bolt
110	98-9473	1	Pulley-Drive, Fan
120	98-9585	1	Bolt
130	98-9676	1	V-Belt
140	98-9584	1	Pulley-Fan
150	99-8363	1	Bolt-Flange



Alternator (Component Part) Assembly

Ref	Part No.	Qty.	Description
10	98-9474	1	Alternator ASM
20	98-9453	1	Pulley-Dynamo
30	98-7708	1	Nut
40	98-7709	1	Collar
50	107-0136	1	Rotor
60	98-7711	1	Cover-Bearing
70	107-0138	1	Bearing-Ball
80	98-7713	1	Washer-Thrust
90	107-0139	1	Drive End Frame ASM
100	98-7715	1	Plate-Retainer
110	98-7716	4	Screw-Head, Round
120	98-7717	2	Bolt-Through
130	107-0137	1	Bearing-Ball
140	107-9087	1	Frame-End
150	107-0140	1	Cover-End
160	98-9476	1	Rectifier ASM
170	98-7722	1	Bushing-Insulation
180	107-0141	1	Holder-Brush
190	98-7724	2	Brush
200	98-7725	2	Spring-Brush
210	98-7726	2	Screw-Head, Round
220	98-7727	6	Screw-Head, Round
230	98-7728	1	Screw-Head, Round
240	98-7729	3	Bolt

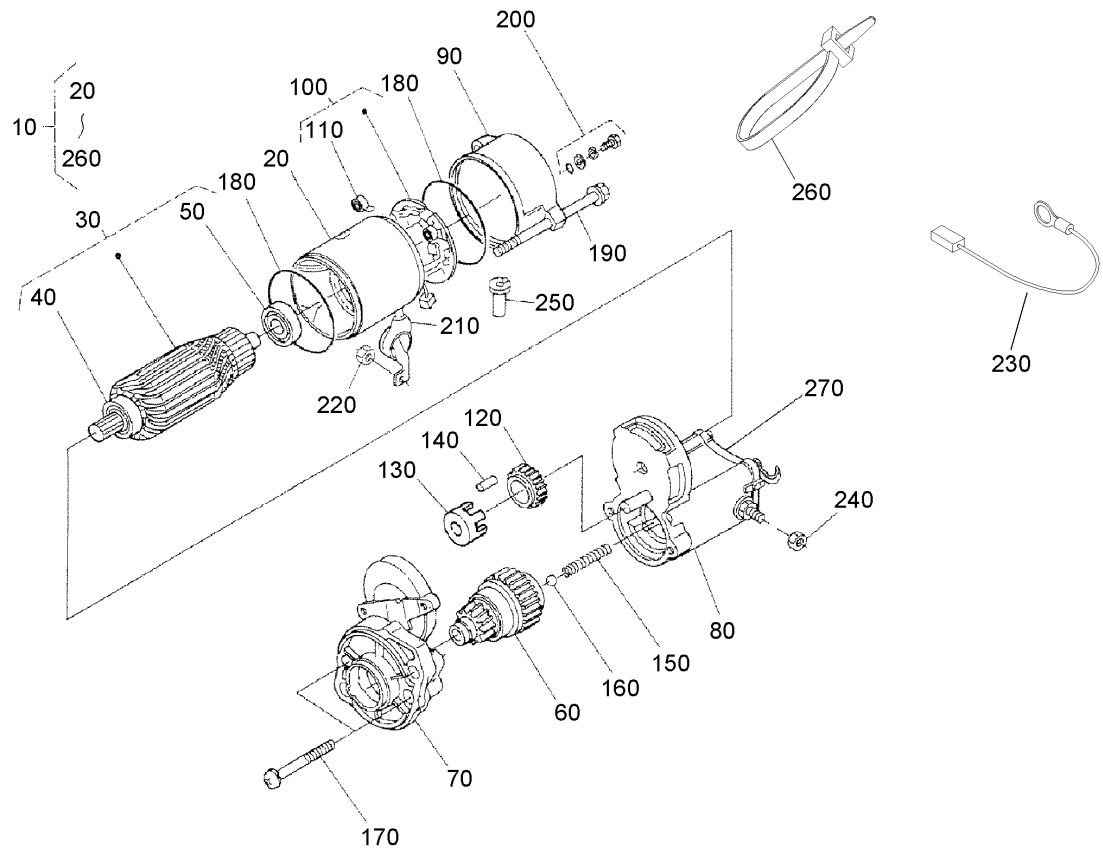
Ref	Part No.	Qty.	Description
250	98-7730	2	Nut
260	98-7731	2	Bolt
270	98-7732	1	Nut
280	107-9088	1	Regulator ASM



16222-038-10

Starter Assembly

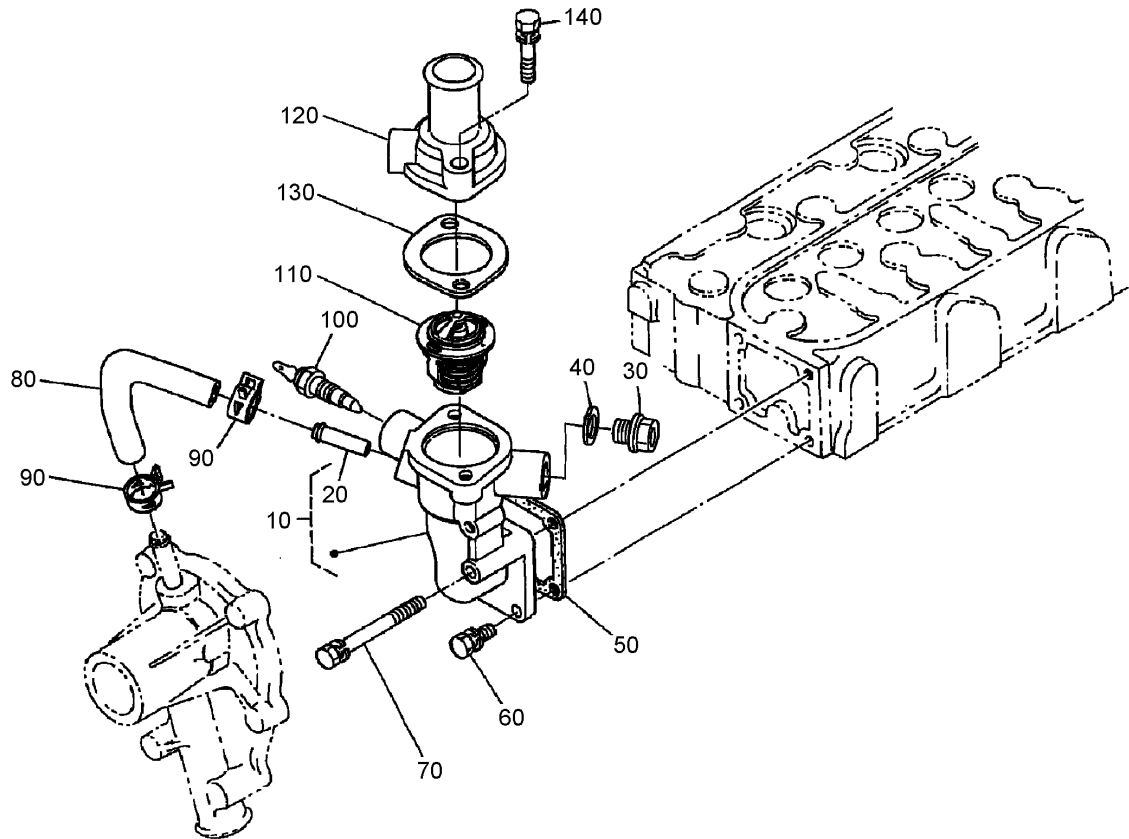
Ref	Part No.	Qty.	Description
10	98-9705	1	Starter ASM
20	98-7697	2	Bolt



Starter (Component Part) Assembly

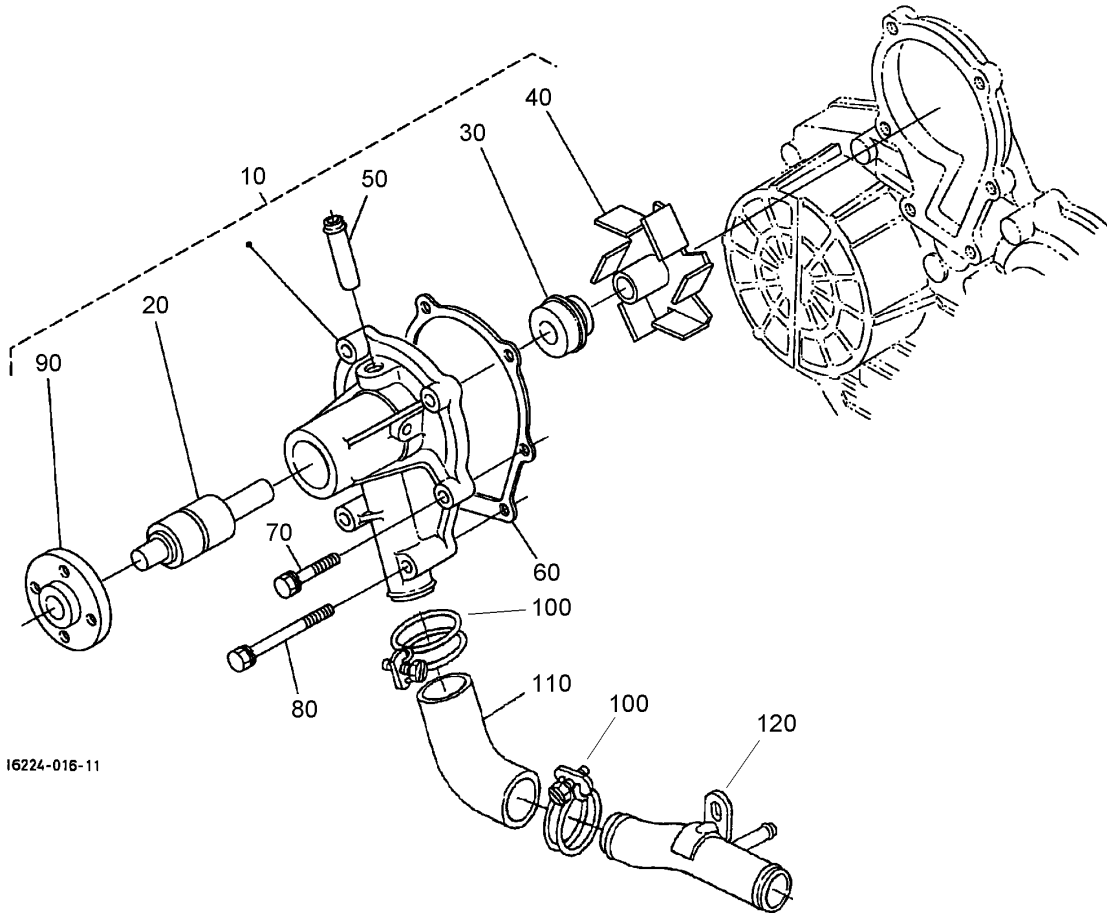
Ref	Part No.	Qty.	Description
10	98-9705	1	Starter ASM
20	104-8608	1	Yoke ASM
30	98-7742	1	Armature ASM
40	98-7744	1	Bearing
50	98-7743	1	Bearing
60	99-8373	1	Clutch-Running, Over
70	99-8374	1	Frame-End, Drive
80	105-3746	1	Magnetic Switch ASM
90	98-7748	1	Frame-End
100	98-7749	1	Brush Holder ASM
110	98-7750	4	Spring-Brush
120	98-7751	1	Gear
130	98-7752	1	Retainer
140	98-7753	5	Roller
150	98-7754	1	Spring
160	98-7755	1	Ball
170	98-7756	2	Bolt
180	98-7757	2	O-Ring
190	100-9240	2	Bolt
200	98-7758	2	Bolt ASM
210	99-8375	1	Cover
220	99-8371	1	Nut-Hex
230	98-9711	1	Cord-Solenoid, Stop
240	99-8376	1	Nut-Hex

Ref	Part No.	Qty.	Description
250	98-7759	1	Pipe-Drain
260	98-9712	1	Band-Cover
270	105-2886	1	Cover ASM



Water Flange and Thermostat Assembly

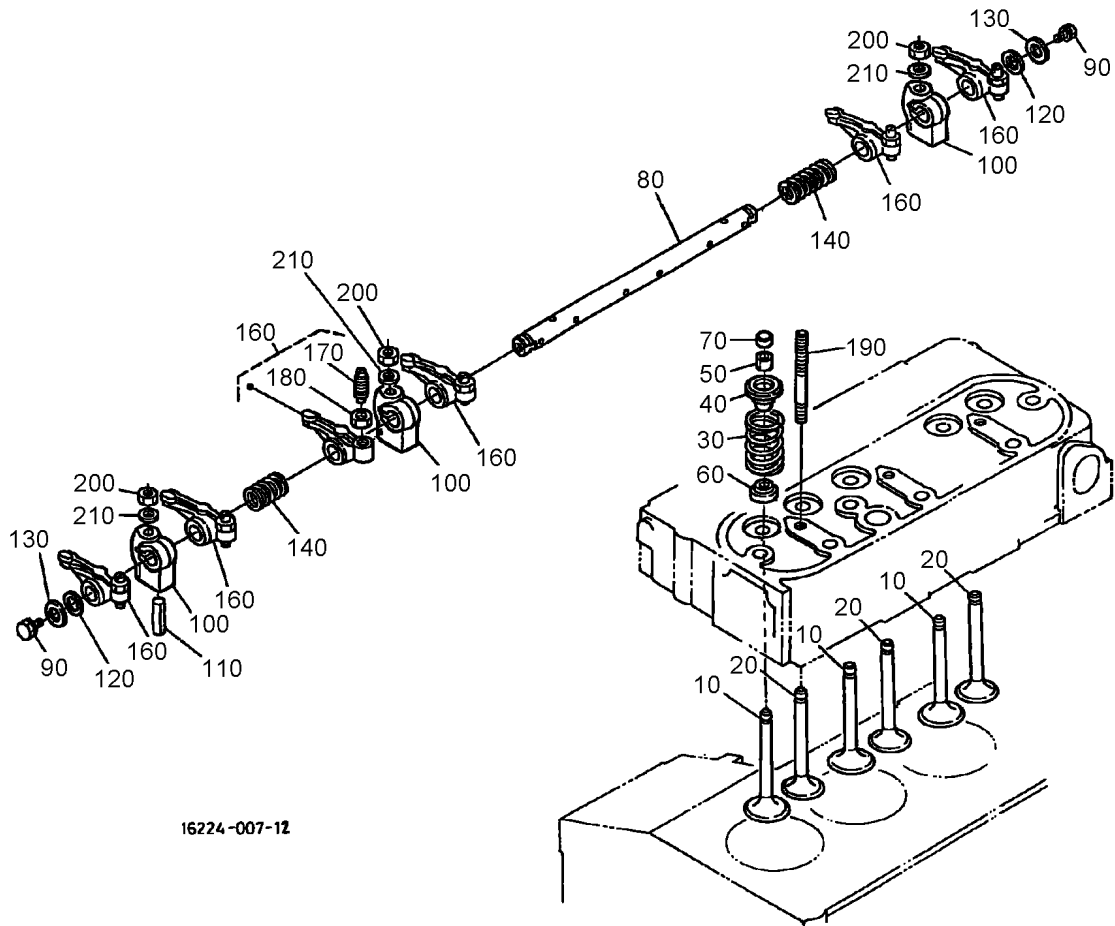
Ref	Part No.	Qty.	Description
10	98-9713	1	Water Flange ASM
20	98-9580	1	Pipe-Return, Water
30	105-3747	1	Plug
40	99-3583	1	Packing
50	98-9638	1	Gasket-Flange, Water
60	98-7692	3	Bolt
70	98-9356	1	Bolt
80	98-9578	1	Pipe-Return, Water
90	98-9579	2	Band-Pipe
100	98-9719	1	Thermoswitch
110	98-7778	1	Thermostat ASM
120	98-9471	1	Cover-Thermostat
130	105-3748	1	Gasket-Thermostat
140	98-7777	2	Bolt



Water Pump and Water Pipe Assembly

Ref	Part No.	Qty.	Description
10	107-9089	1	Water Pump ASM
20	99-3517	1	Bearing-Pump, Water
30	105-3750	1	Mechanical Seal ASM
40	99-3519	1	Impeller-Pump, Water
50	98-9577	1	Pipe-Return, Water
60	99-3454	1	Gasket-Pump, Water
70	98-9353	4	Bolt
80	107-9090	2	Bolt
90	99-3516	4	Flange-Pump, Water
100	98-9717	2	Clamp
110	107-9091	1	Pipe-Water
120	99-8379	1	Pipe-Water

--	--	--	--

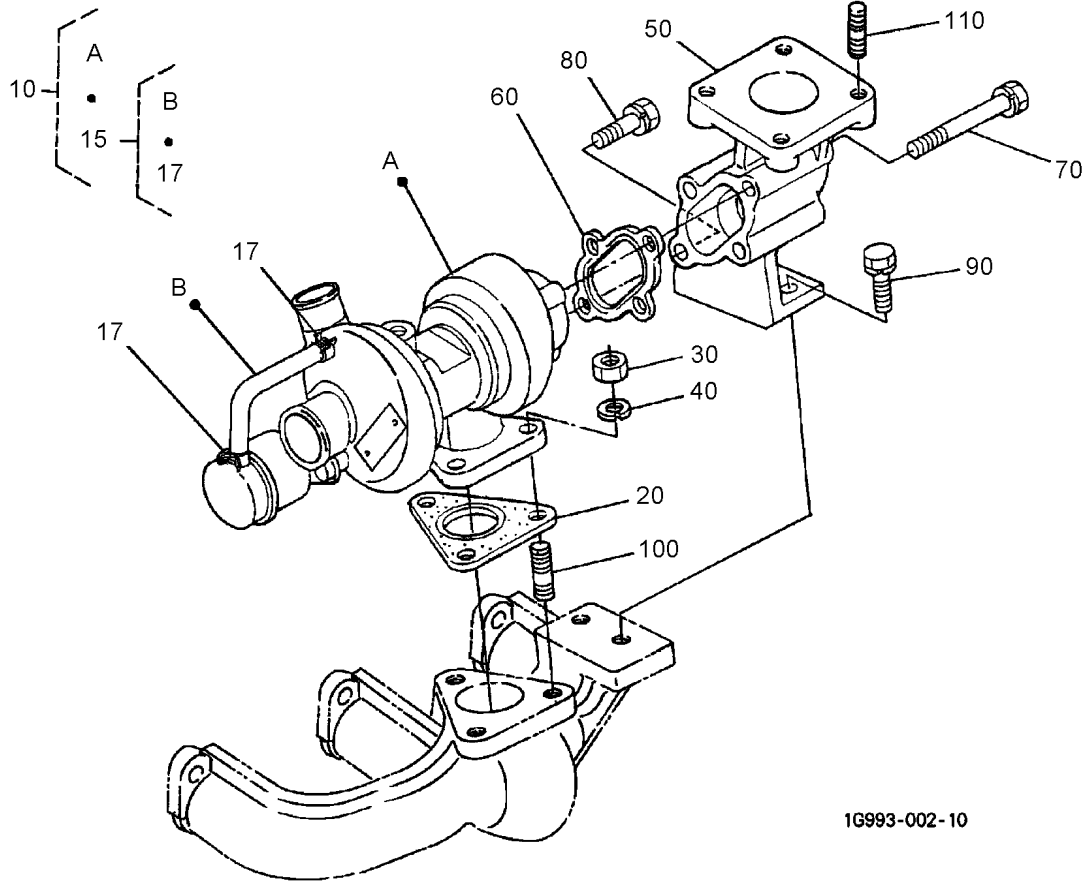


16224-007-12

Valve and Rocker Arm Assembly

Ref	Part No.	Qty.	Description
10	98-9494	3	Valve-Inlet
20	98-9625	3	Valve-Exhaust
30	98-9626	6	Spring-Valve
40	107-9092	6	Retainer-Spring
50	98-9390	6	Collet-Set, Valve Spring
60	99-8385	6	Seat-Stem, Valve
70	98-9497	6	Cap-Valve
80	105-3790	1	R-Arm Shaft ASM
90	100-9265	2	Bolt
100	98-9505	3	Bracket-Arm, Rocker
110	105-3758	1	Pin-Spring
120	98-9507	2	Washer-Shaft, R-Arm
130	3256-1	2	Washer-Flat
140	98-9504	2	Spring-Arm, Rocker
160	98-9501	6	Rocker Arm ASM
170	98-9502	6	Screw-Adjusting
180	98-9503	6	Nut
190	98-9506	3	Stud
200	98-9393	3	Nut
210	98-9385	3	Washer-Flat

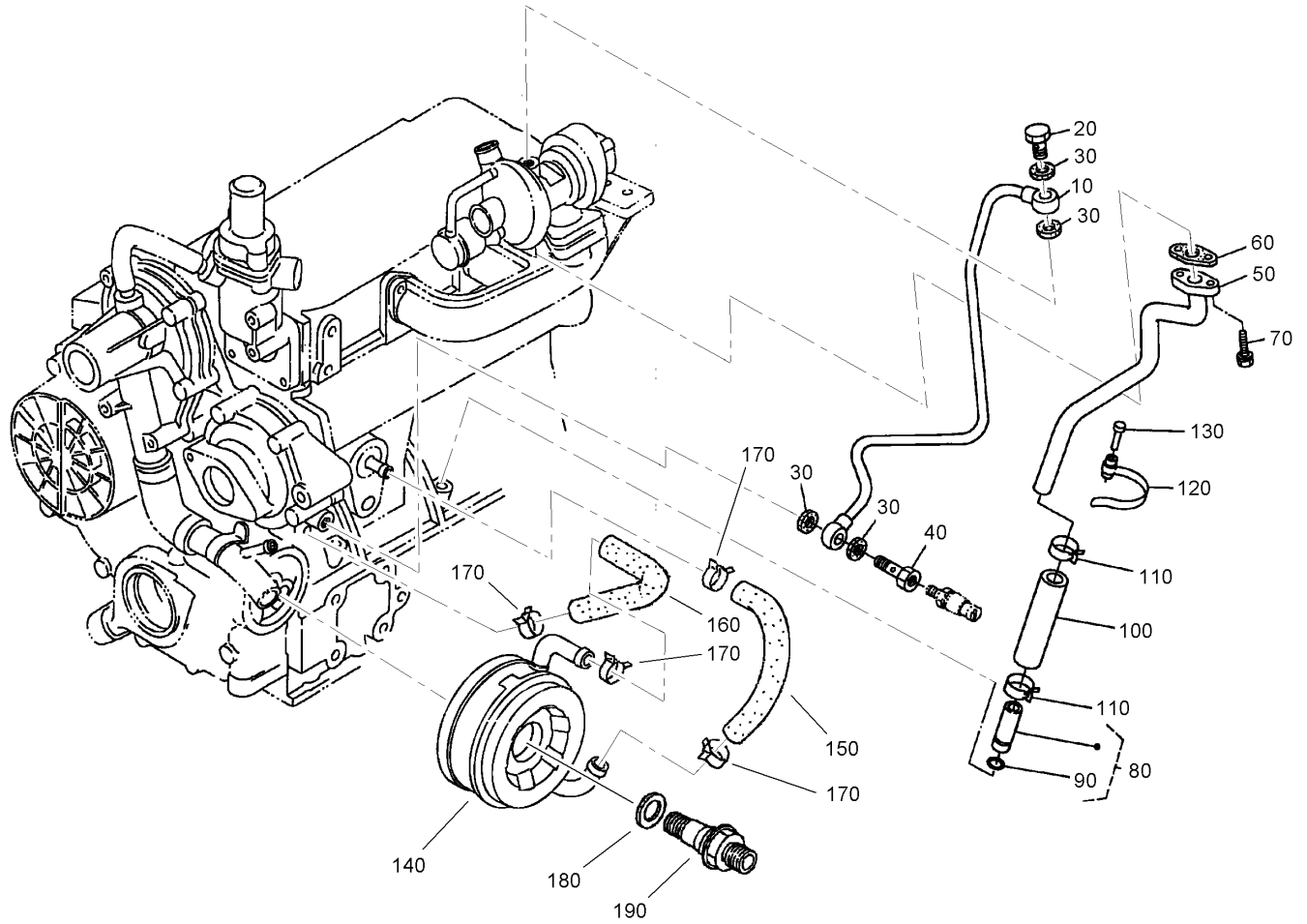
--	--	--	--



Turbo Charger Assembly

Ref	Part No.	Qty.	Description
10	108-1412	1	Turbo Charger ASM
15	108-1413	1	Hose ASM
17	108-1414	2	Clamp-Hose
20	105-3767	1	Gasket
30	98-7534	3	Nut
40	105-2893	3	Washer-Spring
50	99-8335	1	Flange-Muffler
60	105-3768	1	Gasket
70	105-2894	3	Bolt
80	105-2895	1	Bolt
90	98-7610	2	Bolt
100	99-8341	3	Stud
110	98-7769	4	Stud

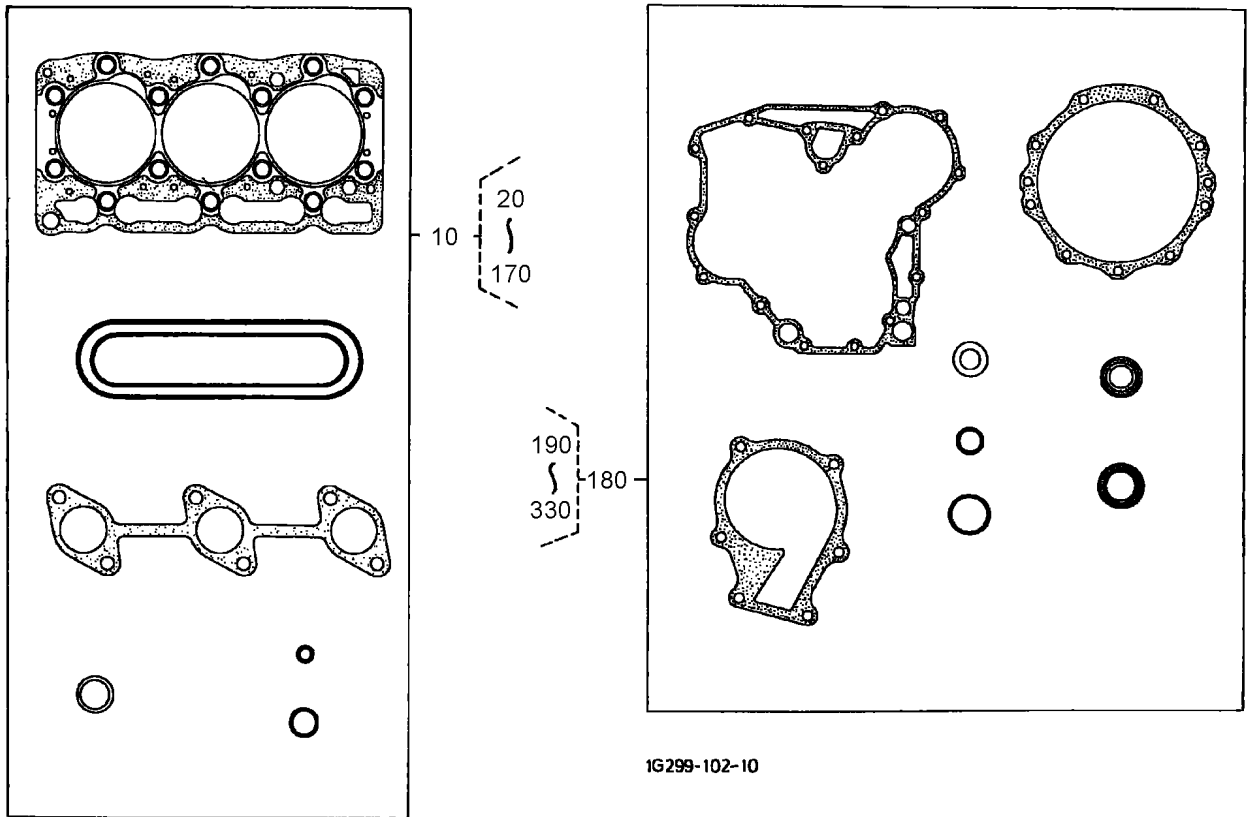
--	--	--	--



Oil Pipe (Turbo Charger) and Oil Cooler Assembly

Ref	Part No.	Qty.	Description
10	98-9419	1	Oil Pipe ASM
20	98-9418	1	Bolt-Joint, Eye
30	99-8346	4	Gasket
40	98-9417	1	Bolt-Joint, Eye
50	98-9461	1	Pipe Line ASM
60	98-9435	1	Gasket-Oil Return, Turbo
70	98-7605	2	Bolt
80	99-8383	1	Oil Pipe ASM
90	98-9374	1	O-Ring
100	98-9721	1	Pipe-Oil
110	98-9714	2	Clamp-Hose
120	98-9601	1	Clamp-Pipe
130	98-9591	1	Pin-Band
140	104-5158	1	Oil Cooler ASM
150	98-9724	1	Pipe-Cooler, Oil
160	98-9578	1	Pipe-Return, Water
170	98-9579	4	Band-Pipe
180	98-9727	1	Collar
190	104-5159	1	Holder ASM

--	--	--	--



1G299-102-10

Gasket Kit

Ref	Part No.	Qty.	Description
10	108-1415	1	Upper Gasket Kit
180	108-1416	1	Lower Gasket Kit

Attachments and Accessories

For 03550 - Reelmaster 5500-D 2-Wheel Drive

Product Name	Model/Part
Left Hand Groomer Kit	03810
Right Hand Groomer Kit	03811
Back Biased Switch-Lift	105-3367
Grass Basket ASM	107-9518
Wiehle Scraper ASM	108-0605-03
Gauge Bar ASM	108-6715
Grass Basket Kit (with Groomers only)	108-6743
Diagnostic Display Box	85-4750

NOTES

NOTES

NOTES

