Form No. 3355–179 Rev A

Lift Alarm Kit

Pro Sweep 5200 Turf Sweeper

Part No. 110–7994

Operator Manual Addendum

Safety

While Operating

- Tip over can cause serious injury or death.
  - Never transport the sweeper when the transport alarm and the light are activated.

Transporting Sweeper

- Never transport the sweeper when the transport alarm and the light are activated.

Safety and Instruction Decals

Safety decals and instructions are easily visible to the operator and are located near any area of potential danger. Replace any decal that is damaged or lost.

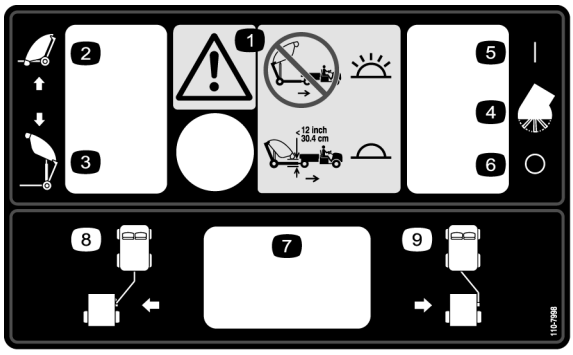

110-7998

1. Warning—Do not transport the attachment when the sweeper is raised and the light is illuminated; when the indicator light is off it is safe to transport the attachment.
2. Lower the sweeper
3. Raise the Sweeper
4. Sweeper brush
5. On
6. Off
7. Optional switch
8. Move sweeper to operation position
9. Move sweeper to transport position

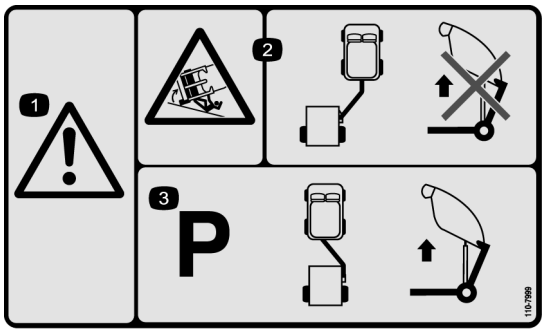

110-7999

1. Warning
2. Tipping hazard—When the attachment is in the sweep position do not raise the attachment to dump.
3. The machine must be parked with the attachment in the tow position before raising the sweeper to dump.

© 2006 by The Toro Company
8111 Lyndale Avenue South
Bloomington, MN 55420-1196

Contact us at www.Toro.com
All Rights Reserved
Printed in the USA

Know Your Controls

Controller Box

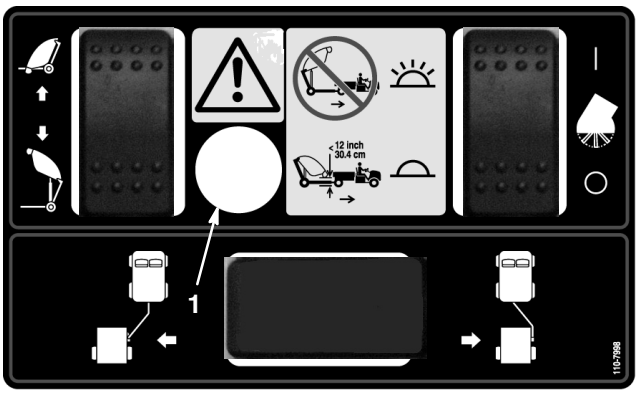

Figure 1

1. Transport light–Do not transport when the light is on

Transport Light

Never transport the sweeper when the transport light (Fig. 1) and the audible alarm are on.