



Groundsmaster[®] 4500-D

Model No. 30856 - 230000001 and up.

Parts Catalog

Ordering Replacement Parts

To order replacement parts, please supply the part number, the quantity, and the description of each part desired.

Understanding Reference Numbers

Each identified part in an illustration has a reference number. The reference number for a part also appears in the parts list, along with other information about the part.

This catalog uses two special reference number formats, one to indicate parts in a service assembly and another to indicate the quantity of a given part in an illustration.

Service Assembly Reference Numbers

Parts in service assemblies have reference numbers in the form a:b. The a represents the reference number of the entire service assembly and the b represents a sequential number unique to each part within the service assembly.

For example, a wheel assembly might be identified by reference number 6, the tire by 6:1, the valve by 6:2, and the wheel by 6:3. When you order the assembly identified by reference number 6, you receive all parts identified by reference numbers 6:1, 6:2, and 6:3. However, you may also order any part individually. Reference numbers of this type appear in illustrations and in part lists.

Reference Numbers Indicating Quantity

In an illustration, if a reference number indicates more than one part, the reference number has the form nX y. The n represents the quantity of the part, the X is the multiplication symbol, and the y represents the reference number.

For example, in an illustration, the reference number 2X 37 means that two of the parts identified by reference number 37 are indicated.

Contents

Description	Page	Description	Page
Hood Screen and Bumper Assembly 4	Front Frame Assembly No. 104-5469 51
Steering Tower Assembly 6	Roller Support and Access Panel Assembly 52
Steering Valve Assembly No. 104-2213 8	Manifold Assembly 53
Traction and Brake Pedal Assembly 9	Manifold Assembly No. 104-5475 54
Throttle and Seat Frame Assembly 10	4 Wheel Drive Manifold and Filter Assembly 55
Control Console Assembly 11	Filter Manifold Assembly No. 100-5558 56
Hydraulic Filter and Reservoir Assembly 12	4 Wheel Drive Manifold Assembly No. 105-9875 57
Fuel Tank and Filter Assembly 13	Traction Hydraulic Line Assembly 58
Front Drive and Brake Assembly 14	Steering Hydraulic Line Assembly 59
Planetary Assembly No. 105-4500-03 15	Mow Block Hydraulic Line Assembly 60
LH Brake Assembly No. 100-3070 16	Lift Hydraulic Line Assembly 61
Piston Motor Assembly No. 105-1218 17	Lift Valve and Counter Balance Assembly 62
RH Brake Assembly No. 100-3069 18	Manifold Assembly No. 104-5495 63
Manifold Mounting and Fitting Assembly 19	Single Spool Valve Assembly No. 104-5494 64
Hydraulic Pump Assembly 20	Crankcase Assembly 65
Triple Pump Assembly No. 105-9845 21	Oil Pan Assembly 66
Piston Pump Assembly No. 105-9846 22	Cylinder Head Assembly 67
Control Assembly No. 93-6306 23	Gear Case Assembly 68
Radiator Assembly 24	Head Cover Assembly 69
Fan and Solenoid Assembly 25	Oil Filter Assembly 70
Engine Installation Assembly 26	Dipstick and Guide Assembly 71
Air Cleaner Assembly No. 99-5410 27	Oil Pump Assembly 72
Rear Axle Assembly 28	Breather Assembly 73
Cylinder Assembly No. 105-9861 29	Main Bearing Case 74
Piston Motor Assembly No. 105-1219 30	Camshaft and Idler Gear Shaft Assembly 75
Bevel Pinion Shaft Assembly Rear Axle Assembly No. 100-3784 31	Piston and Crankshaft Assembly 76
Differential Assembly Rear Axle Assembly No. 100-3784 32	Flywheel Assembly 77
Axle Support Assembly Rear Axle Assembly No. 100-3784 33	Fuel Camshaft and Governor Shaft Assembly 78
Bevel Gear Case Assembly Rear Axle Assembly No. 100-3784 34	Engine Stop Lever Assembly 79
Bevel Gear Shaft Assembly Rear Axle Assembly No. 100-3784 35	Injection Pump Assembly 80
Axle Case Assembly Rear Axle Assembly No. 100-3784 36	Injection Pump Component Parts Assembly 81
Axle Assembly Rear Axle Assembly No. 100-3784 37	Governor Assembly 82
Coupler Spacer and Adapter Plate Assembly 38	Speed Control Plate Assembly 83
Battery Installation Assembly 39	Nozzle Holder and Glow Plug Assembly 84
Water and Fuel Filter Assembly No. 98-9305 40	Fuel Filter 85
Front Lift Arm Assembly 41	Alternator and Pulley Assembly 86
No. 4 and 5 Lift Cylinder Assembly No. 104-5527 43	Alternator Component Parts Assembly 87
No. 1 Lift Cylinder Assembly No. 104-5528 44	Starter Assembly 88
Lift Lever Assembly 45	Starter Component Parts Assembly 89
No. 2 and 3 Lift Arm Assembly 46	Oil Switch / Thermometer and Plug Assembly 90
Hose Installation Assembly 47	Water Flange and Thermostat Assembly 91
No. 1, 4 and 5 Hose Installation Assembly 48	Water Pump Assembly 92
Hydraulic Motor Assembly No. 105-9820 49	Water Pipe Assembly 93
Roll-Over Protection System and Frame Assembly 50	Fan Assembly 94
		Valve and Rocker Arm Assembly 95
		Inlet Manifold Assembly 96
		Exhaust Manifold Assembly 97
		Turbo Charger Assembly 98
		Oil Pipe (Turbo Charger) Assembly 99
		Oil Cooler Assembly 100
		Muffler Gasket and Glow Controller 101
		Operators Manual 102
		Gasket Kit 103

Part Description Abbreviations

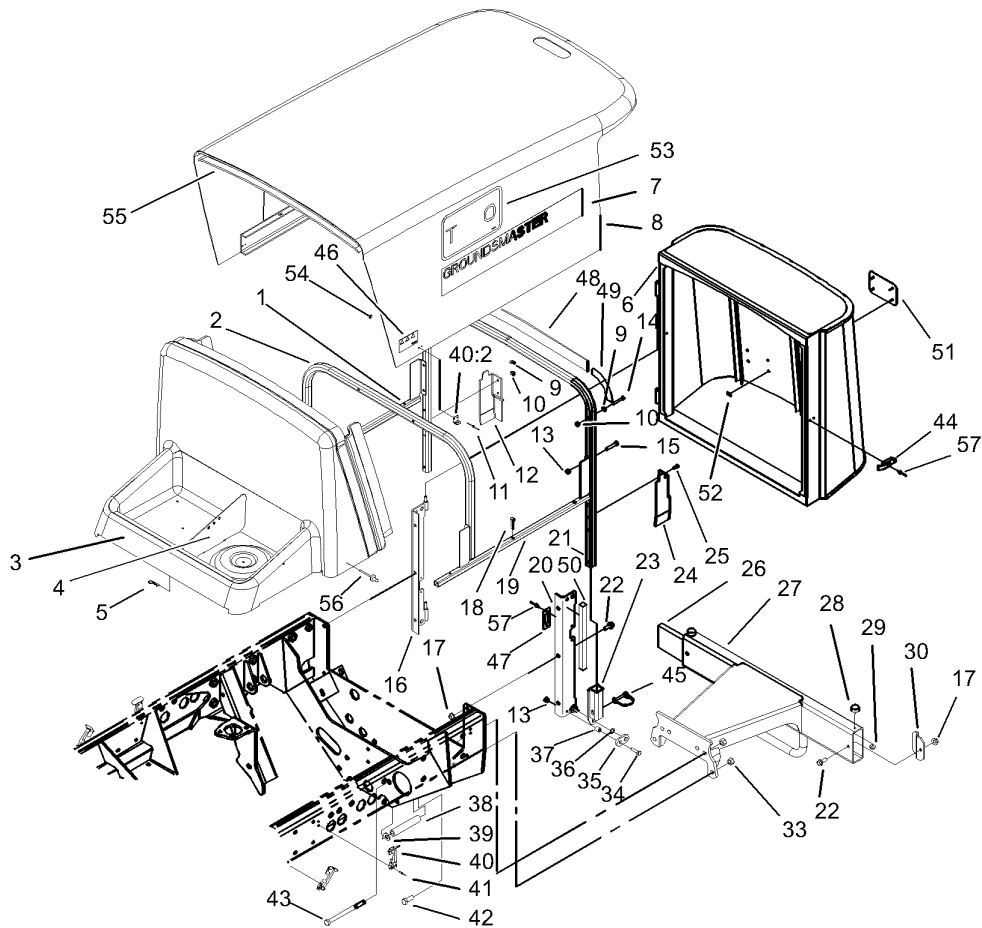
Part descriptions in this catalog may include the following abbreviations.

AR.	as required	HYD.	hydraulic
ASM.	assembly	LH.	left hand
BBC.	blade brake clutch	NI.	nylon insert
CARR.	carriage	NPTF.	national pipe thread fine
DEG.	degrees	PFH.	phillips flat head
EXT.	external	PPH.	phillips pan head
FH.	flat head	PPHTF.	phillips pan head thread forming
GA.	gauge	PRH.	phillips round head
HD.	heavy-duty	PTH.	phillips truss head
HF.	hex flange	PTO.	power-take-off
HH.	hex head	RH.	right hand
HHF.	hex head flange	ROPS.	roll-over protection system
HHFTF.	hex head flange thread forming	SFH.	slotted fillister head
HJ.	hex jam	SHH.	slotted hex head
HLH.	hex lag head	SHWH.	slotted hex washer head
HOC.	height-of-cut	SPH.	slotted pan head
HSBH.	hex socket button head	SQH.	square head
HSFH.	hex socket flat head	SRH.	slotted round head
HSH.	hex socket head	STD.	standard
HWH.	hex washer head	TAP.	self tapping
HWHTF.	hex washer head thread forming	TTH.	torx truss head

Footnotes

❶ Not illustrated

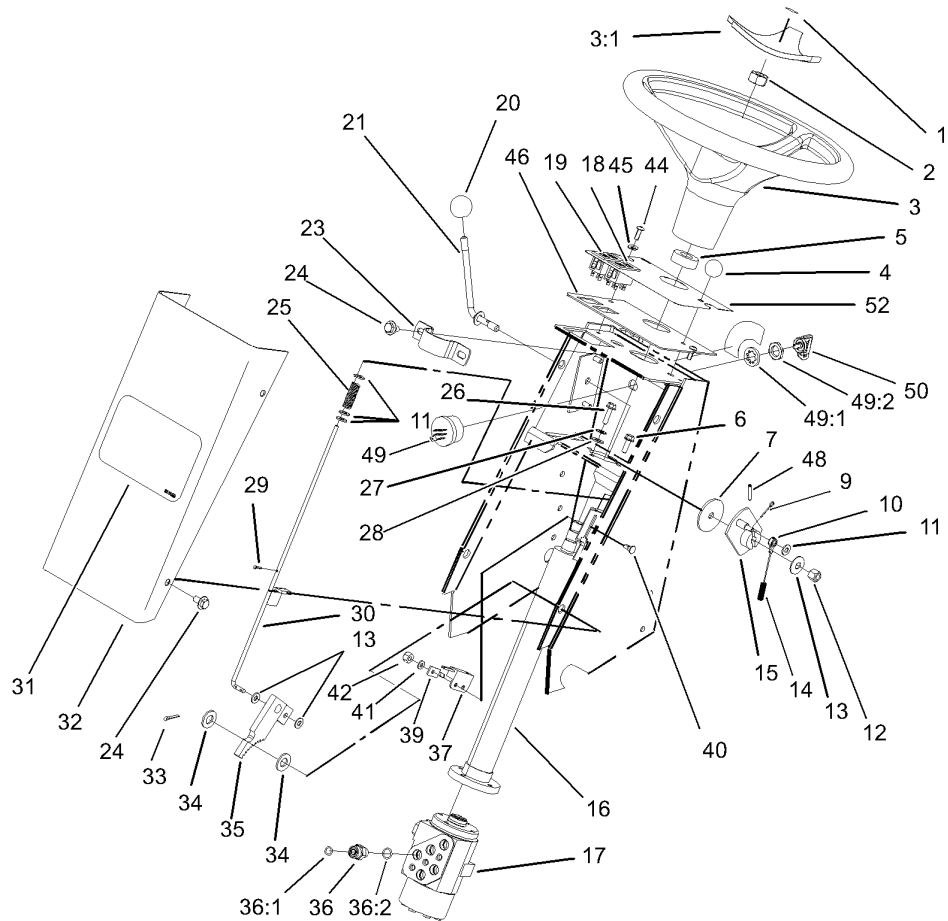
❷ Not serviced separately



Hood Screen and Bumper Assembly

Ref	Part No.	Qty.	Description
1	104-5437-03	1	Tube-Hood Frame, LH
2	104-5434-03	1	Tube-Front, Hood
3	104-5430	1	Shroud-Front
4	104-5446-03	1	Divider-Shroud
5	3290-467	2	Pin-Hair
6	104-5454-03	1	Screen ASM
7	104-5490	2	Decal
8	104-5419	1	Hood
9	3256-22	12	Washer-Flat
10	3296-42	12	Nut-Lock, NI
11	3269-17	4	Rivet-Pop
12	104-5431	1	Cover-Tube, RH
13	3296-29	10	Nut-Lock, NI
14	321-10	6	Screw-HH
15	322-9	8	Screw-HH
16	104-5445-03	1	RH Support ASM
17	32128-43	6	Nut-Flange
18	321-13	6	Screw-HH
19	104-5438-03	1	Tube-Hood Frame, RH
20	104-5444-03	1	LH Support ASM
21	104-5435-03	1	Tube-Rear, Hood
22	3234-11	6	Screw-HHF
23	104-5440-03	2	Hood Receiver ASM
24	104-5432	1	Cover-Tube, LH

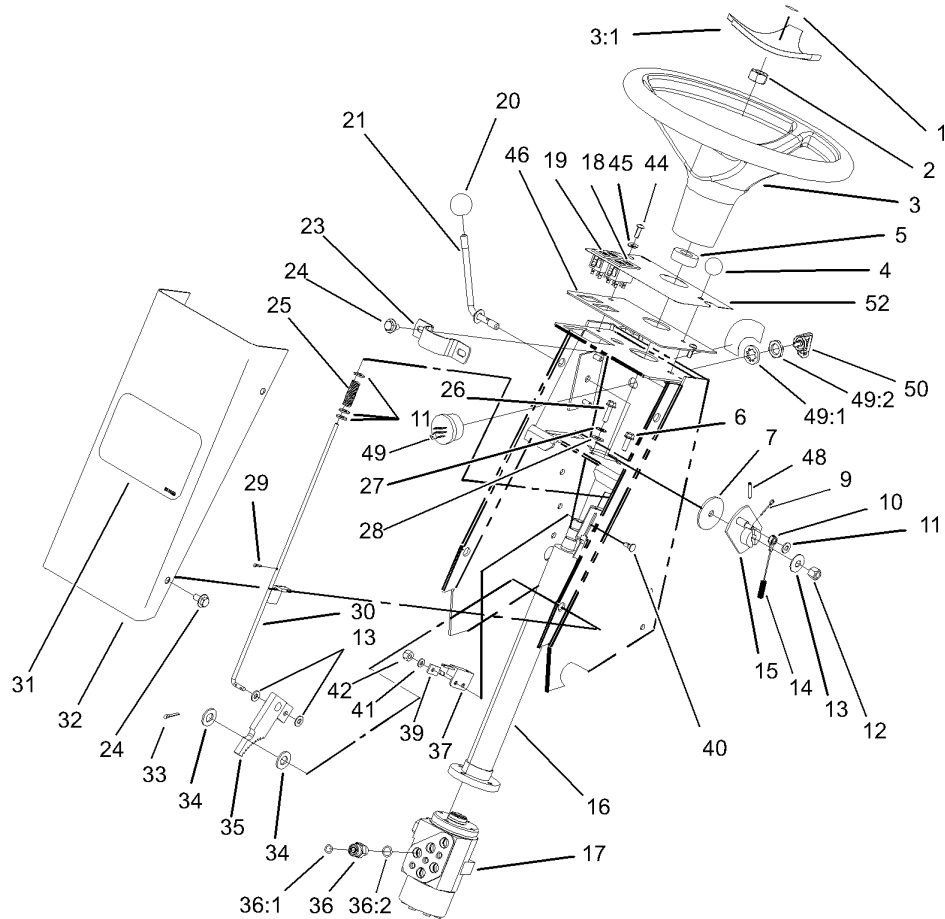
Ref	Part No.	Qty.	Description
25	32104-17	4	Screw-HWH
26	105-9199-03	1	Weight-Bumper
27	105-9221-03	1	Rear Bumper ASM
28	240-14	2	Bumper-Rubber
29	32128-33	5	Nut-HF
30	105-9200-03	2	Clamp-Weight, Bumper
33	3296-23	4	Nut-Lock, NI
34	322-17	2	Screw-HH
35	104-5450	2	Retainer-Receiver, Hood
36	3290-221	2	Washer-Spring
37	104-5451	2	Spacer-Receiver, Hood
38	76-8350	2	Stop-Axle
39	3256-26	2	Washer-Flat
40	59-9740	4	Flex Draw Latch ASM
40:2	249-40	1	Keeper
41	3290-55	8	Rivet-Pop
42	325-6	2	Screw-HH
43	325-33	2	Screw-HH
44	105-3912	1	Latch-Draw
45	105-9245	2	Pin-Lock
46	100-6574	2	Decal-Warning
47	104-5459	1	Plate-Latch
48	105-9234	1	Seal-Foam
49	105-9237	2	Seal-Foam



Steering Tower Assembly

Ref	Part No.	Qty.	Description
1	98-1459	1	Decal
2	94-9952	1	Nut-Hex
3	98-1471	1	Wheel-Steering
3:1	98-1468	1	Cover-Wheel, Steering
4	233-17	1	Knob
5	21-9260	1	Cover-Dust
6	33103-016	3	Screw-HHF
7	75-6550	1	Disc-Friction
9	3272-2	1	Pin-Cotter
10	75-6580	1	Cable-Pedal
11	3256-22	5	Washer-Flat
12	3296-39	1	Nut-Lock, NI
13	3290-461	1	Washer-Spring
14	95-7151	1	Tube-Convolute
15	75-6510	1	Bracket-Lever
16	94-9951	1	Column-Steering
17	104-2213	1	Valve-Steering
18	100-8071	1	Lamp-Warning
19	100-8070	1	Lamp-Warning
20	233-42	1	Knob
21	75-6490	1	Lever ASM
23	75-2810	1	Bracket-Column, Steering
24	3234-7	6	Screw-HHF
25	95-1821-03	1	Spring-Compression

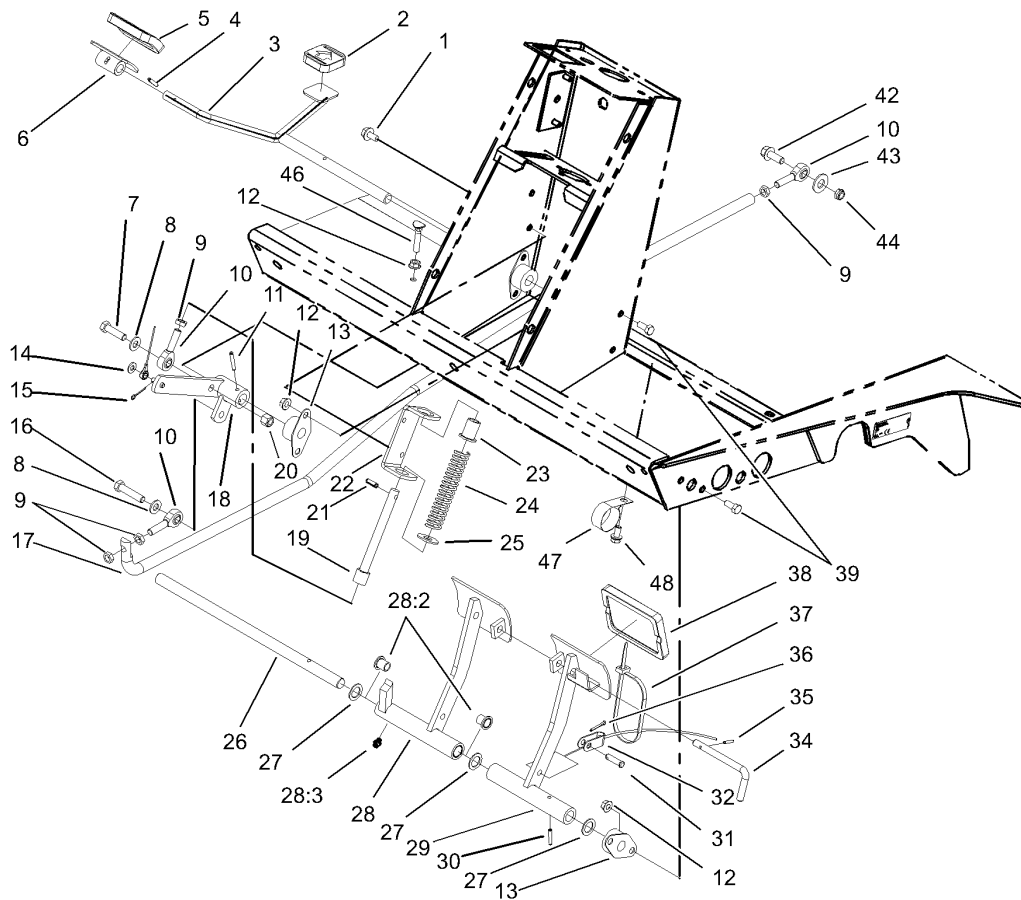
Ref	Part No.	Qty.	Description
26	33103-020	1	Screw-HHF
27	3255-8	1	Washer-Lock
28	3256-23	6	Washer-Flat
29	3272-5	3	Pin-Cotter
30	104-1492	1	Rod ASM
31	62-5550	1	Decal
32	93-7996-01	1	Cover-Tower
33	3272-10	1	Pin-Cotter
34	3256-26	2	Washer-Flat
35	63-7900-03	1	Rack ASM
36	340-2	5	Fitting-Straight, HYD
36:1	237-22	1	O-Ring
36:2	237-42	1	O-Ring
37	100-1270	1	Switch-Proximity
39	100-4872	1	Plate-Switch, Neutral
40	104-1450	1	Bolt-CARR
41	3256-14	1	Washer-Flat
42	3296-2	1	Nut-Lock
44	87-6620	2	Screw
45	3256-1	2	Washer-Flat
46	105-9232-03	1	Plate-Instrument
48	32121-45	1	Pin-Spring
49	88-9830	1	Key Switch ASM
49:1	3254-5	1	Washer-Tooth



Steering Tower Assembly (continued)

Ref	Part No.	Qty.	Description
49:2	218-461	1	Nut-HH
50	63-8360	1	Key-Ignition
52	105-3888	1	Decal-Tower
●99	3290-379	1	Tie-Cable

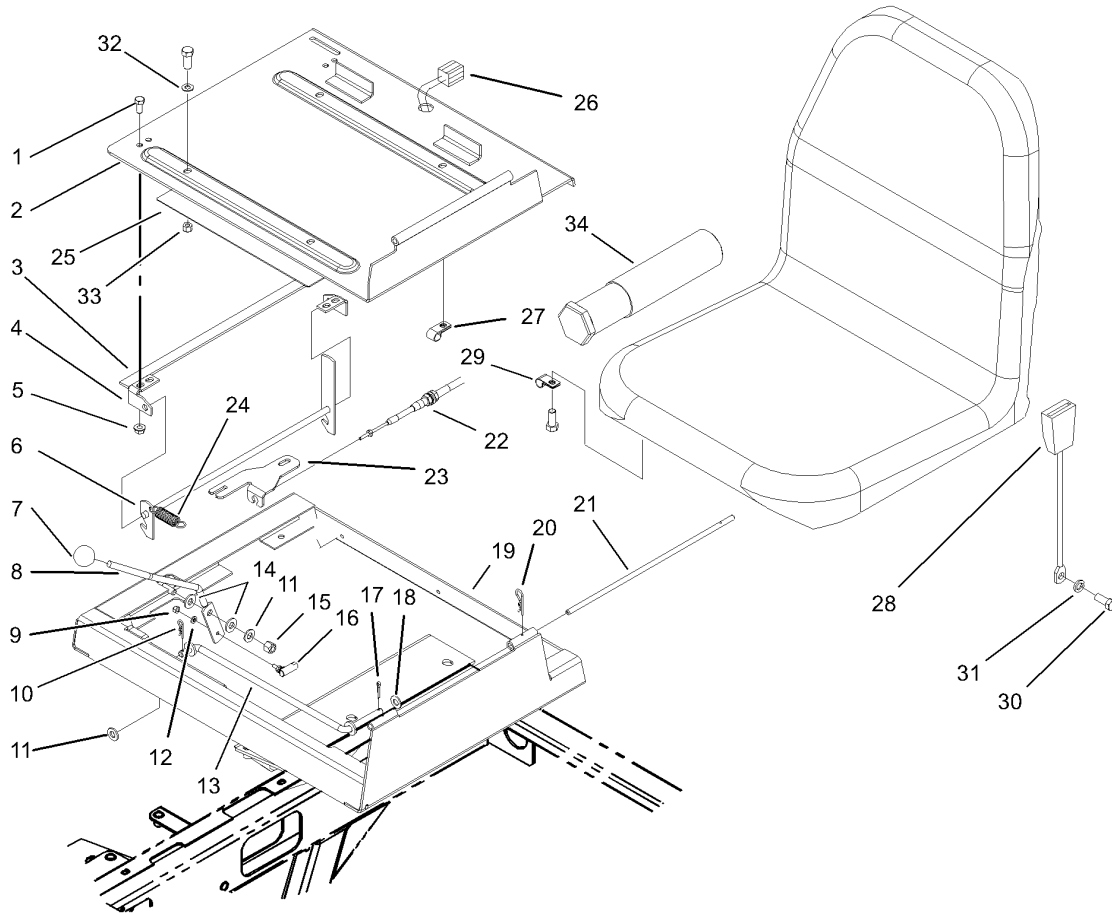
--	--	--	--



Traction and Brake Pedal Assembly

Ref	Part No.	Qty.	Description
1	32144-14	6	Screw-HWH
2	74-9110	1	Pad-Pedal, Reverse
3	75-2970	1	Pedal-Traction
4	32121-45	1	Pin-Spring
5	74-9100	1	Pad-Pedal, Forward
6	49-6440-03	1	Pedal-Forward
7	323-29	1	Screw-HH
8	3256-24	2	Washer-Flat
9	3220-3	4	Nut-Hex, Jam
10	2411-36	3	Bearing-End, Rod
11	32121-6	1	Pin-Roll, Slotted
12	32128-20	12	Nut-HF
13	256-236	4	Bearing-Mount, Flange
14	3256-22	1	Washer-Flat
15	3272-2	1	Pin-Cotter
16	323-9	1	Screw-HH
17	104-5632-03	1	Rod-Control, Pump
18	75-3270-03	1	Hub-Pivot, Traction
19	92-7609	1	Shaft-Spring
20	3296-39	2	Nut-Lock, NI
21	32121-11	1	Pin-Roll
22	92-7608-03	1	Bracket-Spring
23	92-7610	1	Retainer-Spring
24	84-9100	1	Spring

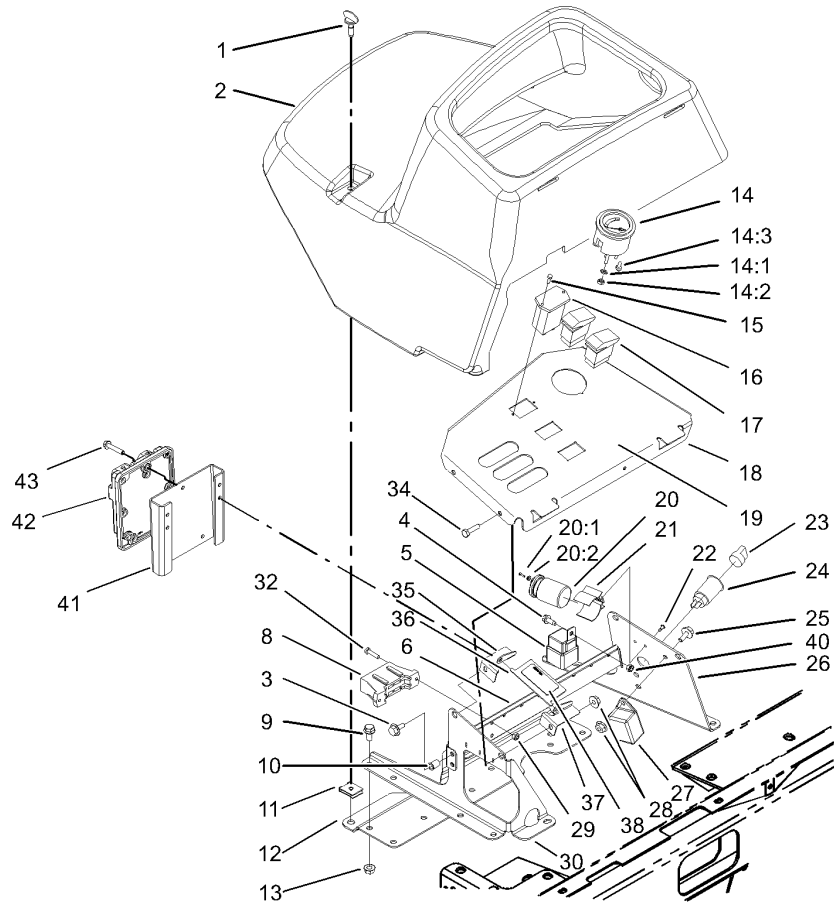
Ref	Part No.	Qty.	Description
25	3256-5	1	Washer-Flat
26	75-1470	1	Pin-Pivot, Brake
27	3256-69	3	Washer-Flat
28	75-1430	1	Pedal-Brake, RH
28:2	256-42	2	Bushing
28:3	302-5	1	Fitting-Grease
29	75-1440-03	1	LH Brake Pedal ASM
30	32121-16	1	Pin-Spring
31	283-58	2	Pin-Clevis
32	92-7530	1	LH Brake Cable ASM
33	92-7529	1	RH Brake Cable ASM
34	63-7880	1	Pin-Latch, Brake
35	32121-50	1	Pin-Spring
36	3272-10	2	Pin-Cotter
37	3290-378	1	Tie-Cable
38	93-8742	2	Footpad-Brake
39	322-3	8	Screw-HH
42	3234-11	1	Screw-HHF
43	5-0652	1	Spacer
44	3296-59	1	Nut-Lock, NI
46	17-9420	2	Screw-Handle
47	2412-150	1	J-Clip
48	3234-14	1	Screw-HHF



Throttle and Seat Frame Assembly

Ref	Part No.	Qty.	Description
1	322-3	8	Screw-HH
2	98-2350-03	1	Seat Plate ASM
3	94-8146	1	Strip-Foam
4	98-2353	2	Bracket-Latch, Seat
5	32128-25	4	Nut-HF
6	98-2354-03	1	Latch-Seat
7	233-42	1	Knob
8	93-7598-03	1	Lever-Throttle
9	3296-21	1	Nut-Lock, NI
10	3290-307	1	Pin-Hair
11	3256-24	3	Washer-Flat
12	3256-51	1	Washer-Flat
13	75-3680-03	1	Rod-Seat
14	66-2920	2	Washer-Friction
15	3296-39	1	Nut-Lock, NI
16	2411-38	1	Joint-Ball
17	3272-10	1	Pin-Cotter
18	52-2900	2	Washer-Plastic
19	98-2352-03	1	Frame-Seat
20	3290-467	1	Pin-Hair
21	75-3400	1	Shaft-Pivot, Seat
22	104-7547	1	Cable-Throttle
23	105-3929-03	1	Bracket-Cable, Throttle
24	66-4190-03	1	Spring-Idler, Clutch

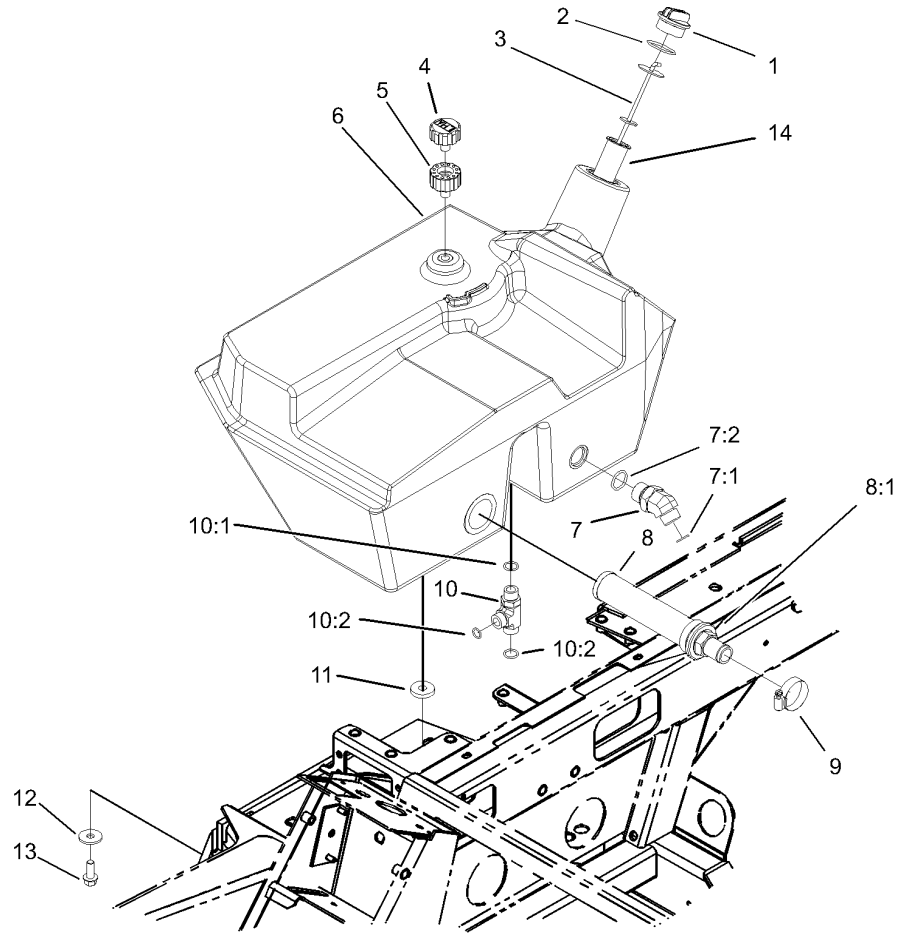
Ref	Part No.	Qty.	Description
25	105-9824	1	Decal-Quick Reference
26	105-9189	1	Harness-Wire, Seat Switch
27	2412-133	2	R-Clamp
28	100-4928	1	Belt-Seat
29	2412-93	1	Clamp-R
30	3212-4	2	Screw-HH
31	3253-6	2	Washer-Lock
32	3256-23	4	Washer-Flat
33	3296-29	10	Nut-Lock, NI
34	74-0720	1	Tube-Manual



Control Console Assembly

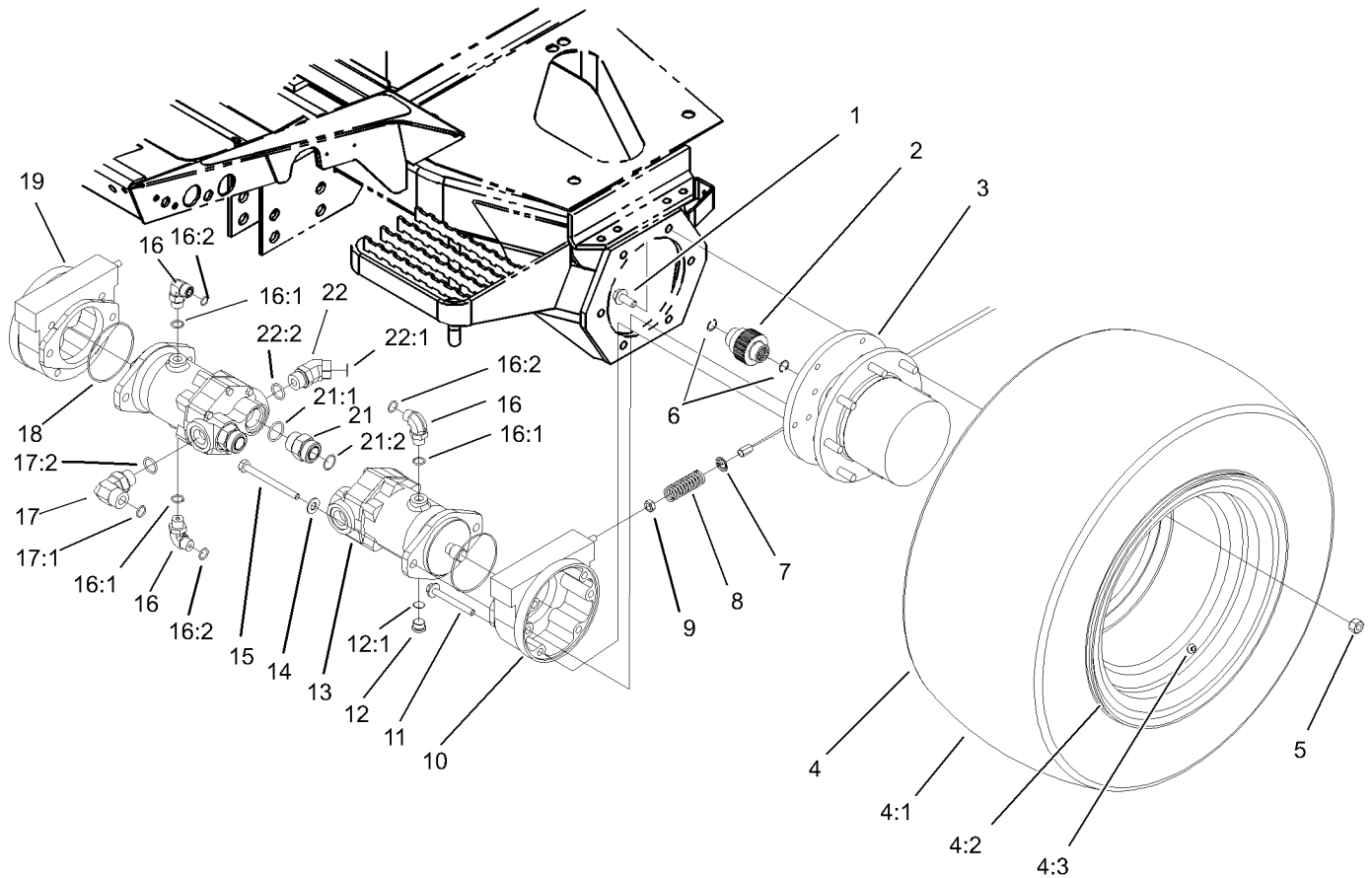
Ref	Part No.	Qty.	Description
1	105-9208	2	Screw-Head, Wing
2	104-5599	1	Cover-Console
3	3234-13	4	Screw-HHF
4	32144-10	8	Screw-HWH
5	99-7430	3	Relay
6	104-5613-03	1	Panel-Relay
8	105-9867	1	Harness-Wire, Console
9	3234-14	13	Screw-HHF
10	32148-6	6	Insert-Nut
11	105-9209	2	Recepticle-Clip On
12	104-5612-03	1	Support-Cover
13	32128-20	4	Nut-HF
14	98-9308	1	Gauge-Temperature
14:1	3254-1	3	Washer-Lock, Int
14:2	3217-27	3	Nut-Hex
14:3	105-9265	1	Bulb And Lamp ASM
15	32144-18	2	Screw-HH
16	75-6820	1	Hourmeter
17	95-8999	2	Switch
18	104-5611-03	1	Dash
19	105-9223	1	Decal-Console, Ce
19	105-3890	1	Decal-Console
20	37-2690	1	Capacitor
20:1	3252-18	2	Screw

Ref	Part No.	Qty.	Description
20:2	3254-1	2	Washer-Lock, Int
21	74-2310	1	Clamp-Plastic
22	117433	2	Rivet-Pop
23	99-7416	1	Cap
24	99-7411	1	Point-Power
25	3234-4	1	Screw-HHF
26	104-5610-03	1	Panel-Dash, Rear
27	98-7611	1	Controller-Glow
28	32128-33	4	Nut-HF
29	3296-2	2	Nut-Lock
30	104-5609-03	1	Panel-Dash, Front
●31	105-3986	1	Module-Control, Deck
●32	32105-13	4	Screw-SHH
●33	3296-2	2	Nut-Lock
34	321-6	2	Screw-HH
35	105-9840	1	Bracket-Latch, RH
36	105-9842	1	Plate-Latch, Ce
37	105-9841	1	Bracket-Latch, LH
38	105-9830	1	Decal-Lever Lock, Ce
40	3296-42	2	Nut-Lock, NI
41	105-9873-03	1	Bracket-Module, Standard Control
42	105-8505	1	Module-Control, Standard
43	32144-110	3	Screw-HWH



Hydraulic Filter and Reservoir Assembly

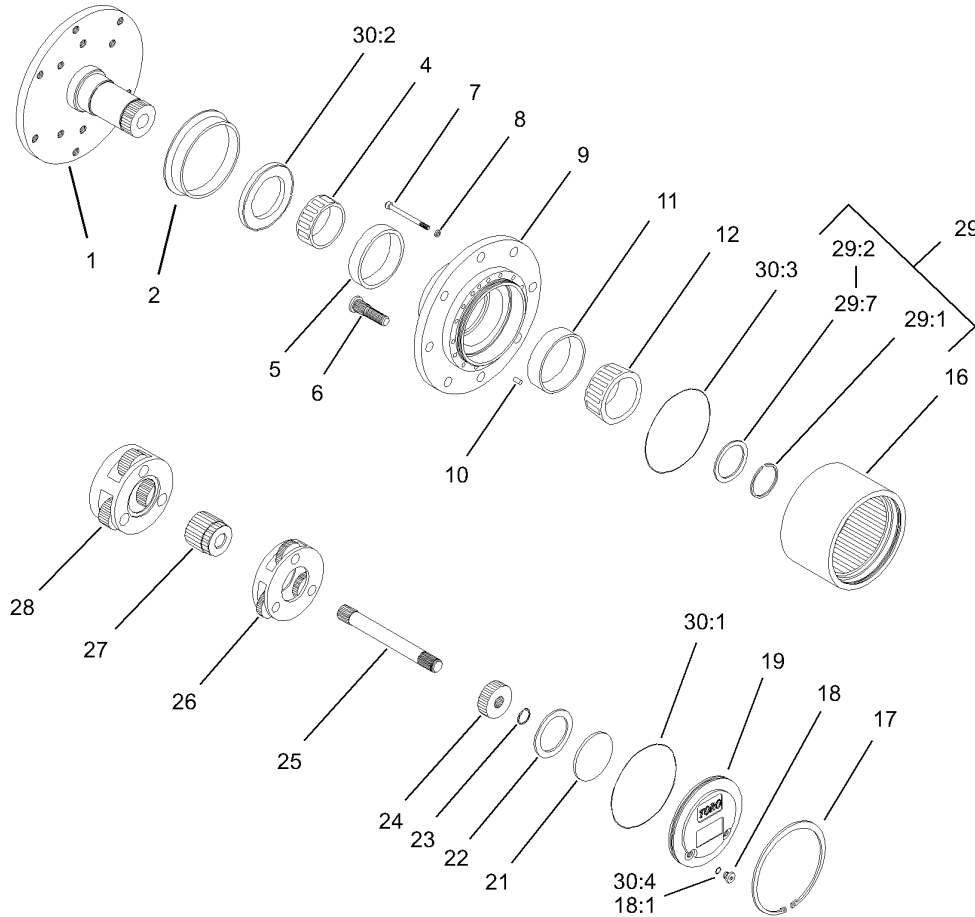
Ref	Part No.	Qty.	Description
1	93-7498	1	Plug-Plastic
2	94-8166	1	O-Ring
3	75-3710	1	Dipstick
4	68-6150	1	Breather
5	92-8020	1	Adapter-Breather
6	104-5600	1	Tank-HYD
7	340-156	1	Fitting-HYD
7:1	237-65	1	O-Ring
7:2	237-81	1	O-Ring
8	104-7546	1	Strainer-Tank
8:1	340-136	1	O-Ring
9	2412-111	2	Clamp
10	340-109	1	Fitting-HYD, Tee
10:1	237-79	1	O-Ring
10:2	237-30	2	O-Ring
11	240-11	3	Bushing-Flange
12	63-8410	3	Washer
13	3234-11	3	Screw-HHF
14	61-2790	1	Filter-Screen



Front Drive and Brake Assembly

Ref	Part No.	Qty.	Description
1	33106-030	12	Screw-HHF
2	100-3046	2	Shaft-Brake, Splined
3	105-4500-03	2	Planetary ASM
4		2	Wheel And Tire ASM
4:1	95-3465	1	Tire
4:2	95-3464	1	Rim
4:3	232-24	1	Stem-Valve
5	92-7483	16	Nut-Lug
6	93-7972	4	Ring-Retaining, Internal
7	94-3050	2	Plate-Spring
8	94-3088	2	Spring-Compression
9	3218-4	2	Nut-Jam
10	100-3070	1	Brake ASM
11	33106-090	8	Screw-HHF
12	353-988	1	Plug-Hex
12:1	237-79	1	O-Ring
13	105-1218	2	Motor-Piston
14	3256-26	4	Washer-Flat
15	33116-120	4	Screw-HH
16	340-98	3	Fitting-HYD, 90 DEG
16:1	237-79	1	O-Ring
16:2	237-30	1	O-Ring
17	340-142	2	Fitting-HYD, 90 DEG
17:1	237-58	1	O-Ring

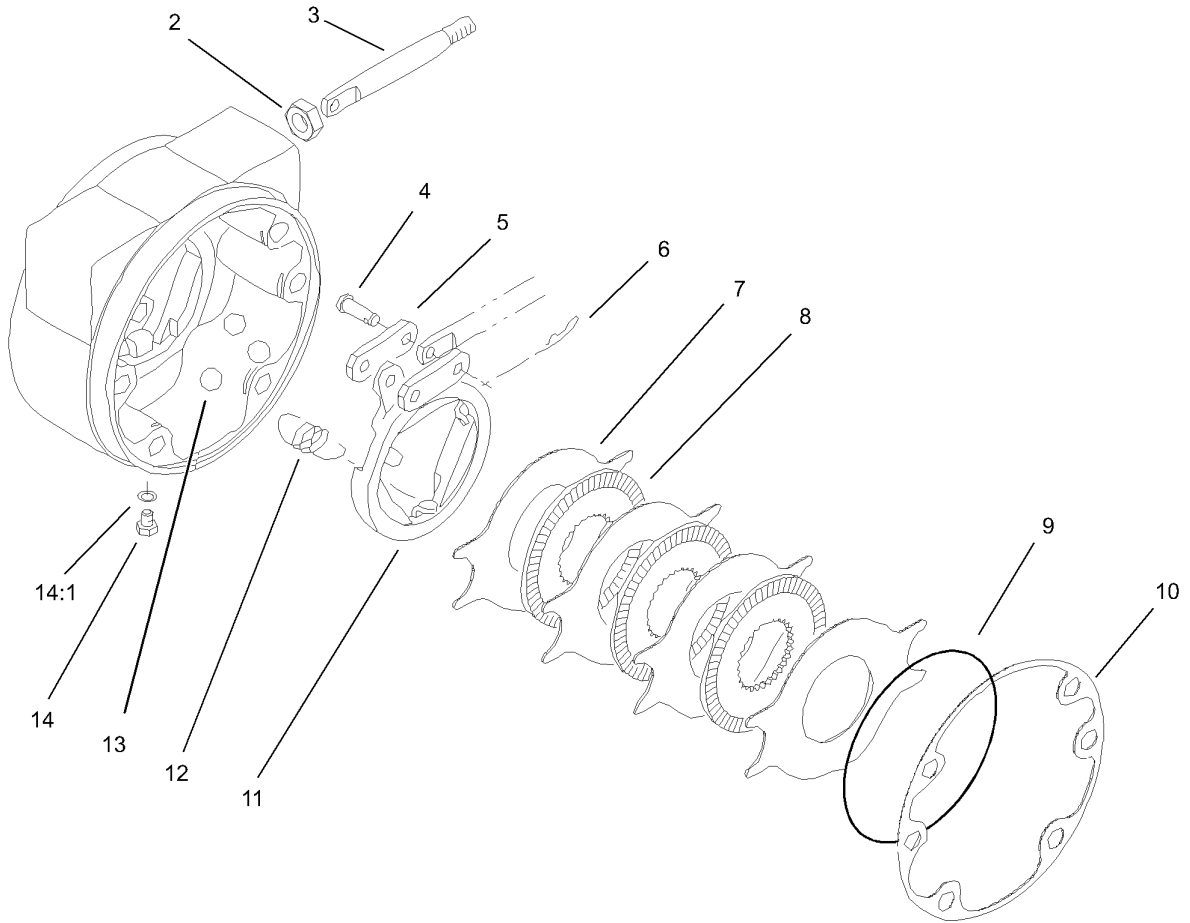
Ref	Part No.	Qty.	Description
17:2	237-81	1	O-Ring
18	237-166	2	O-Ring
19	100-3069	1	Brake ASM
21	104-3797	4	Fitting-HYD, Straight
21:1	237-146	1	O-Ring
21:2	340-65	1	O-Ring
22	100-5530	2	Fitting-HYD, 45 DEG
22:1	237-58	1	O-Ring
22:2	237-81	1	O-Ring



Planetary Assembly No. 105-4500-03

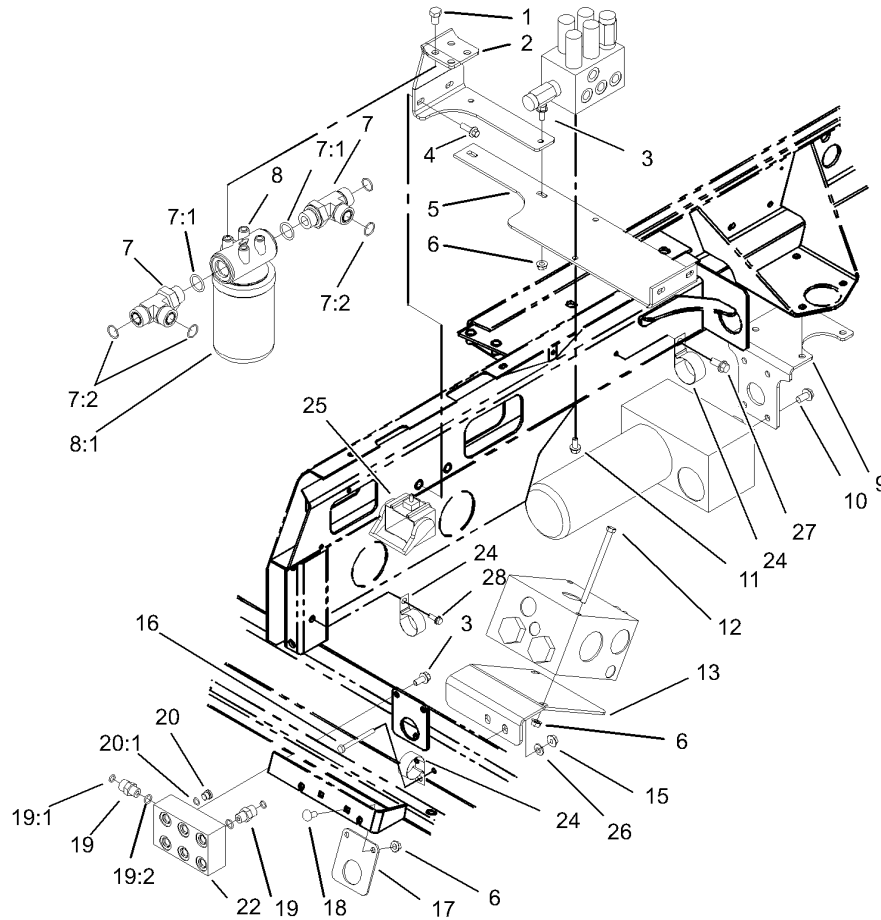
Ref	Part No.	Qty.	Description
①		1	Spindle
2	105-8122	1	Seal-Boot
4	105-8120	1	Bearing-Cone
5	105-8119	1	Bearing-Cup
6	105-8124	8	Stud-Wheel
7	105-8125	16	Bolt-Head, Socket
8	3253-18	16	Washer-Lock
②		1	Housing
10	105-8121	1	Pin-Dowel
11	105-8117	1	Bearing-Cup
12	105-8118	1	Bearing-Cone
16	105-8113	1	Gear-Ring
17	105-8132	1	Ring-Retaining
18	353-990	2	Plug
18:1	237-78	1	O-Ring
19	105-8138	1	Cap-End
21	105-8133	1	Plug-Thrust
22	105-8123	1	Washer-Thrust
23	105-8131	1	Ring-Retaining
24	105-8114	1	Gear-Primary
25	105-8115	1	Shaft-Drive
26	105-8129	1	Primary Carrier ASM
27	105-8139	1	Gear-Secondary
28	105-8130	1	Secondary Carrier ASM

Ref	Part No.	Qty.	Description
29	105-8136	1	Shim Kit
③		1	Ring-Snap
④		1	Shim-Bearing, 2.9Mm
⑤		1	Shim-Bearing, 2.8Mm
⑥		1	Shim-Bearing, 2.7Mm
⑦		1	Shim-Bearing, 2.6Mm
⑧		1	Shim-Bearing, 2.5Mm
⑨		1	Shim-Bearing, 2.4Mm
⑩		1	Seal Kit
⑪	105-8137	1	O-Ring, Flange Cap
⑫		1	Seal-Oil
⑬		2	O-Ring, End Cap
⑭		2	O-Ring, Plug



LH Brake Assembly No. 100-3070

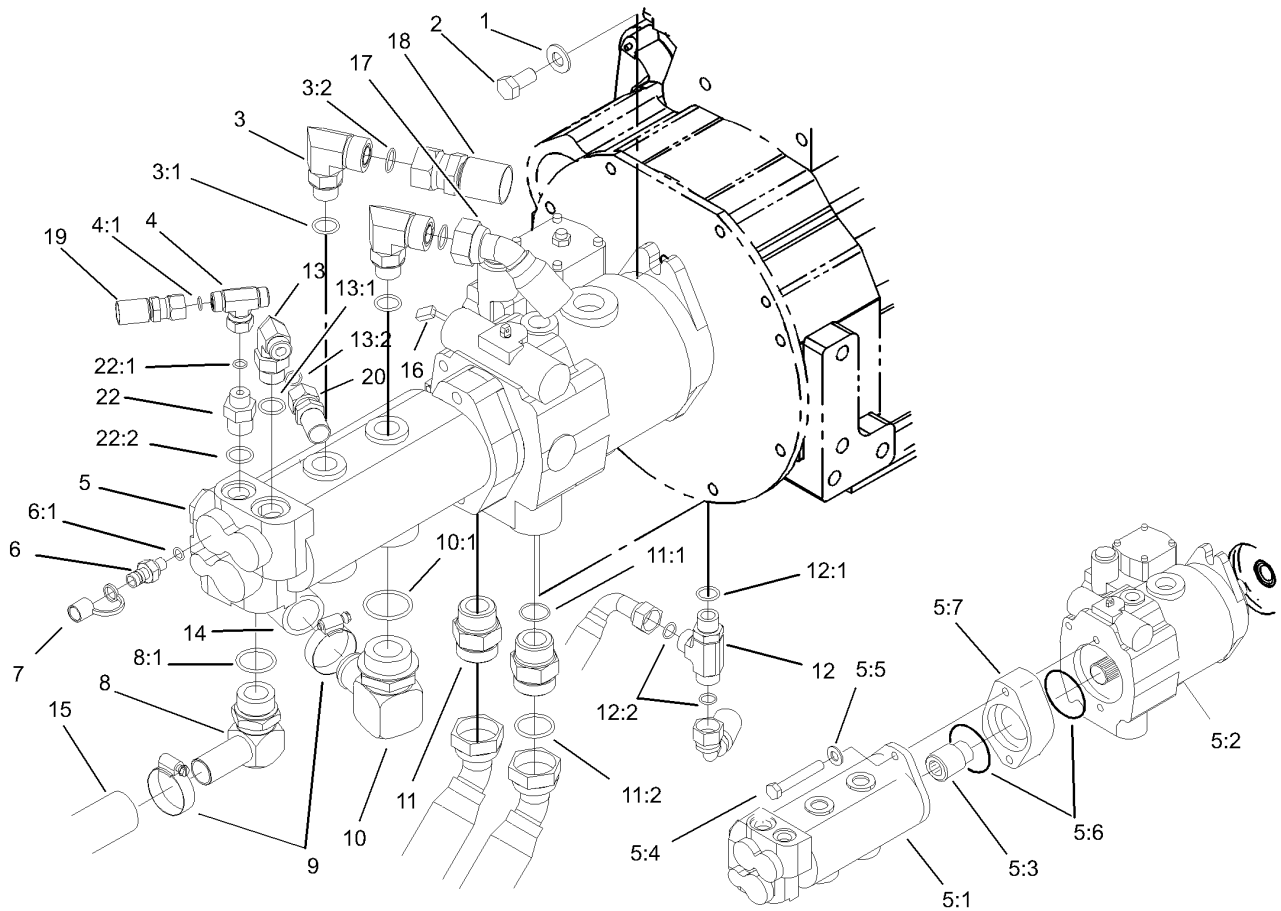
Ref	Part No.	Qty.	Description
2	93-7977	1	Seal
3	93-7978	1	Rod-Pull
4	93-7983	2	Pin-Clevis
5	93-7980	2	Link
6	93-7979	2	Pin-Hitch
7	93-7986	4	Disc-Stationary
8	104-4278	3	Disc-Rotating
9	93-7976	1	Ring-Retaining
10	93-7984	1	Gasket
11	104-4279	1	Actuator-Rotating
12	93-7987	3	Spring-Extension
13	93-7985	3	Ball
14	353-990	2	Plug
14:1	237-78	1	O-Ring



Manifold Mounting and Fitting Assembly

Ref	Part No.	Qty.	Description
1	33115-016	4	Screw-HH
2	104-5492-03	1	Bracket-Mount, Filter
3	3234-5	4	Screw-HHF
4	3234-17	4	Screw-HHF
5	104-5493-03	1	Bracket-Mount, Valve
6	32128-20	6	Nut-HF
7	340-148	2	Fitting-Tee
7:1	237-81	1	O-Ring
7:2	237-58	2	O-Ring
8	93-2242	1	Oil Filter ASM
8:1	75-1310	1	Element-Filter
9	104-5471-03	1	Bracket-Valve, Filter
10	3234-1	4	Screw-HHF
11	3234-14	4	Screw-HHF
12	322-48	2	Screw-HH
13	104-5467-03	1	Bracket-Mount, Valve
15	32128-33	2	Nut-HF
16	321-14	2	Screw-HH
17	104-5516-01	1	Support-Tube
18	3230-23	2	Screw-CARR
19	340-2	4	Fitting-Straight, HYD
19:1	237-22	1	O-Ring
19:2	237-42	1	O-Ring
20	353-990	1	Plug

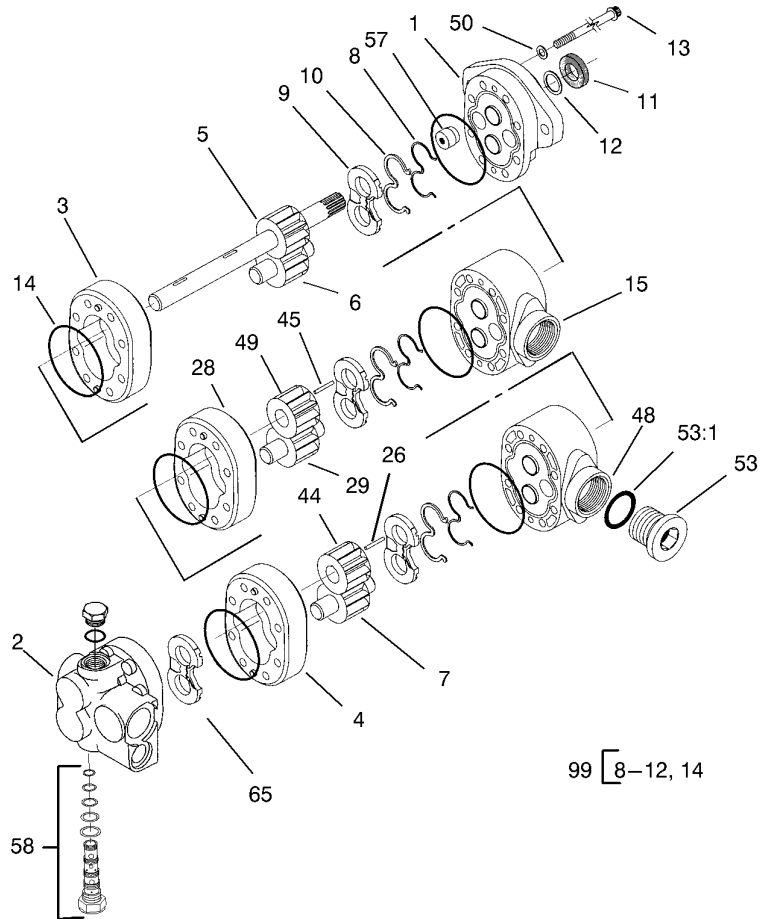
Ref	Part No.	Qty.	Description
20:1	237-78	1	O-Ring
22	104-5515	1	Manifold-Junction, Lift
24	2412-150	3	J-Clip
25	105-9868	1	Harness-Wire, Main
26	3256-22	2	Washer-Flat
27	32144-11	1	Screw-HWHTF
28	3234-4	1	Screw-HHF



Hydraulic Pump Assembly

Ref	Part No.	Qty.	Description
1	87-7270	2	Washer-Thrust
2	3213-2	2	Screw-HH
3	340-16	2	Fitting-HYD, 90
3:1	237-80	1	O-Ring
3:2	237-58	1	O-Ring
4	340-166	1	Fitting-Tee, HYD
4:1	237-22	1	O-Ring
5	105-1226	1	Pump ASM
5:1	105-9845	1	Triple Pump ASM
5:2	105-9846	1	Piston Pump ASM
5:3	74-9030	1	Coupler
5:4	323-32	2	Screw-HH
5:5	60-3540	2	Washer
5:6	60-3520	2	O-Ring
5:7	99-5510	1	Spacer
6	354-77	2	Fitting-Quick
6:1	237-78	1	O-Ring
7	354-79	2	Cap-Dust
8	56-9530	1	Fitting-HYD, 90 DEG
8:1	237-117	1	O-Ring
9	2412-111	2	Clamp
10	92-7526	1	Fitting-HYD, 90 DEG
10:1	237-101	1	O-Ring
11	104-3797	2	Fitting-HYD, Straight

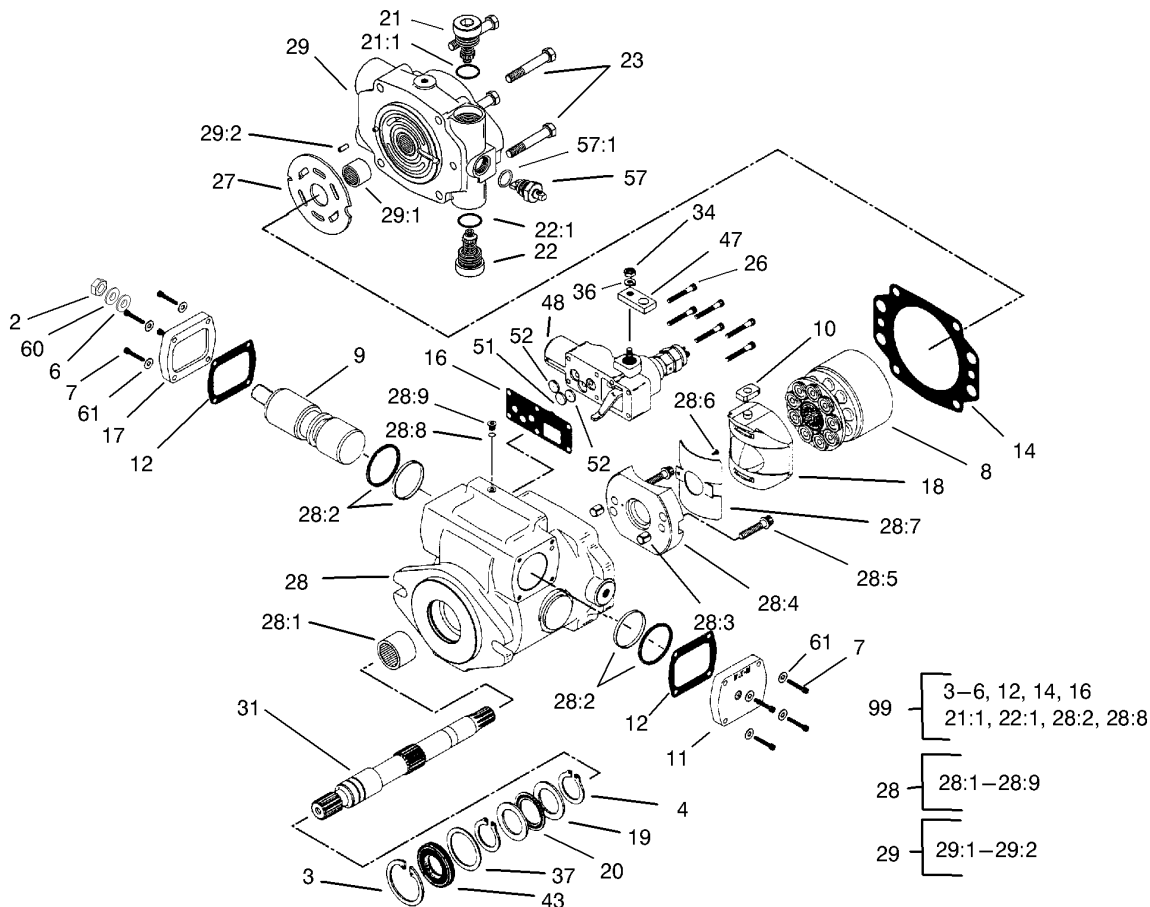
Ref	Part No.	Qty.	Description
11:1	237-146	1	O-Ring
11:2	340-65	1	O-Ring
12	340-109	1	Fitting-HYD, Tee
12:1	237-79	1	O-Ring
12:2	237-30	2	O-Ring
13	340-98	1	Fitting-HYD, 90 DEG
13:1	237-79	1	O-Ring
13:2	237-30	1	O-Ring
14	104-5482	1	Hose-Suction
15	104-5484	1	Hose-Suction
16	105-0122	1	Harness-Wire
17	105-3874	1	Hose ASM
18	105-3875	1	Hose ASM
19	92-7595	1	Hose ASM
20	105-3869	1	Hose ASM
22	340-141	1	Fitting-HYD, Straight
22:1	237-22	1	O-Ring
22:2	237-80	1	O-Ring



Triple Pump Assembly No. 105-9845

Ref	Part No.	Qty.	Description
1		1	Front Plate ASM
2		1	Back Plate ASM
3		1	Body
4		1	Body
5		1	Drive Gear ASM
6		1	Gear-Idler
7		1	Gear-Idler
8		3	Gasket-Backup
9		3	Plate-Wear
10		3	Seal-Pressure, Balance
11	49-2640	1	Seal-Shaft
12	60-5890	1	Washer
13	105-9849	8	Capscrew
14	105-2866	6	O-Ring
15		1	Plate-Adaptor
26		1	Key
28		1	Body
29		1	Gear-Idler
44		1	Gear
45		1	Key
48		1	Plate-Adaptor
49		1	Gear
50	105-9850	4	Washer-Copper
53	94-3013	1	Plug

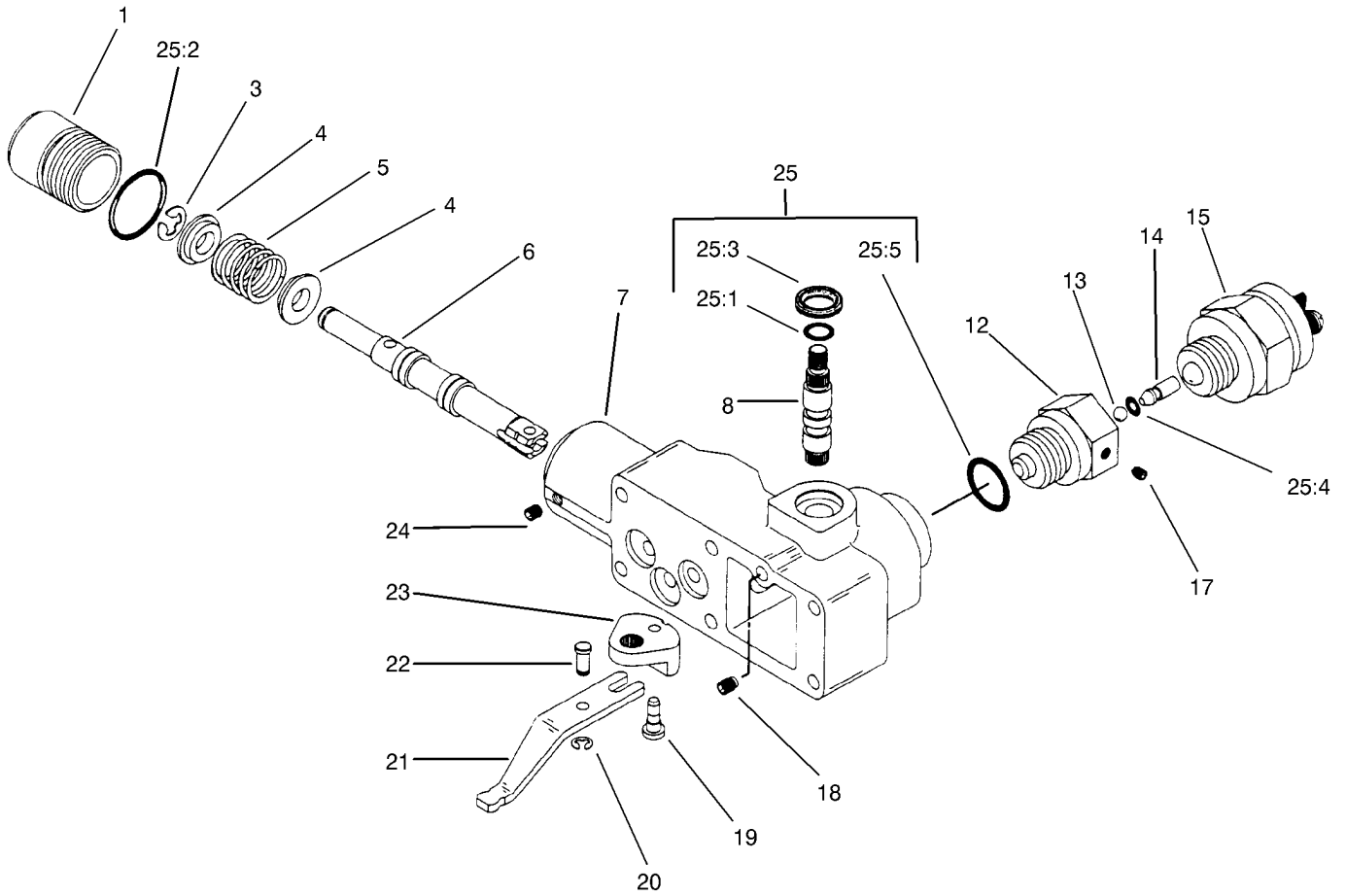
Ref	Part No.	Qty.	Description
53:1		1	Seal-Dust
57	94-3011	1	Plug
58	105-2870	1	Valve-Proportional
65		1	Plate-Thrust
99	105-2868	1	Seal Kit



Piston Pump Assembly No. 105-9846

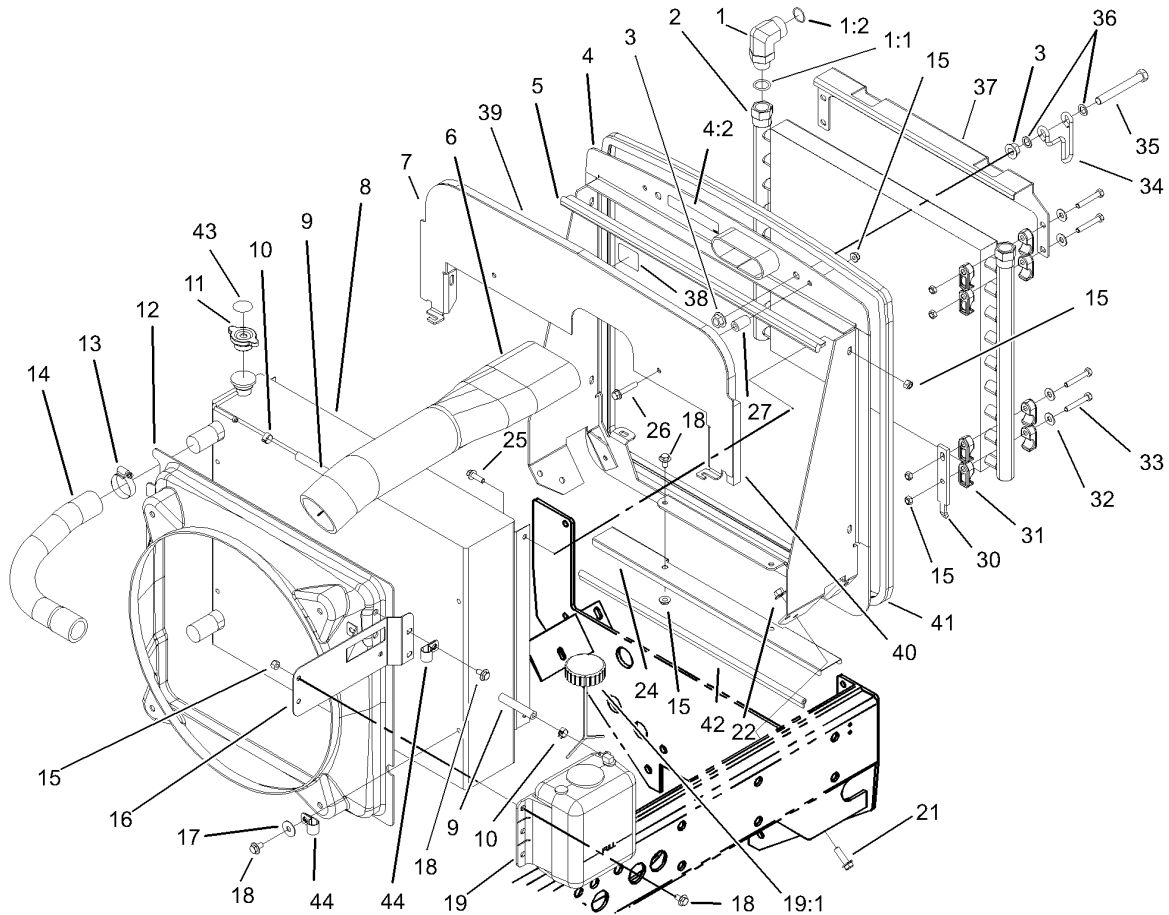
Ref	Part No.	Qty.	Description
2	3220-2	1	Nut-Jam
3	76-7010	1	Ring-Retaining
4	76-7000	2	Ring-Retaining
6	94-3027	1	Washer-Seal
7	3274-81	8	Screw-HSH
8	105-9851	1	Rotating Kit
9	105-4572	1	Servo Piston ASM
10	105-9852	1	Follower-Piston
11	105-9853	1	Plate-Cover
12		2	Gasket-Plate, Cover
14		1	Gasket-Housing
16		1	Gasket
17	94-3034	1	Plate-Cover
18	94-3026	1	Camplate ASM
19	76-6950	2	Race-Thrust
20	76-6960	1	Bearing-Thrust
21	105-2857	1	Valve-Relief
21:1		1	Seal-Dust
22	105-2857	1	Valve-Relief
22:1		1	Seal-Dust
23	323-45	4	Screw-HH
26	3274-59	6	Screw-HSH
27	105-9854	1	Plate-Valve
28	105-9855	1	Housing ASM

Ref	Part No.	Qty.	Description
29	105-9856	1	Backplate ASM
31	105-2861	1	Shaft-Drive
34	3217-5	1	Nut-Hex
36	3253-3	1	Washer-Lock
37	94-3007	1	Washer
43	105-3331	1	Seal-Shaft
47	94-3031	1	Arm-Control
48	93-6306	1	Control ASM
51	105-2909	1	Orifice-Control
52	94-3041	1	Orifice-Control
57	105-2864	1	Valve-Bypass
57:1		1	Seal-Dust
60	94-3030	1	Washer
61	3256-77	8	Washer-Flat
99	105-3349	1	Seal Kit



Control Assembly No. 93-6306

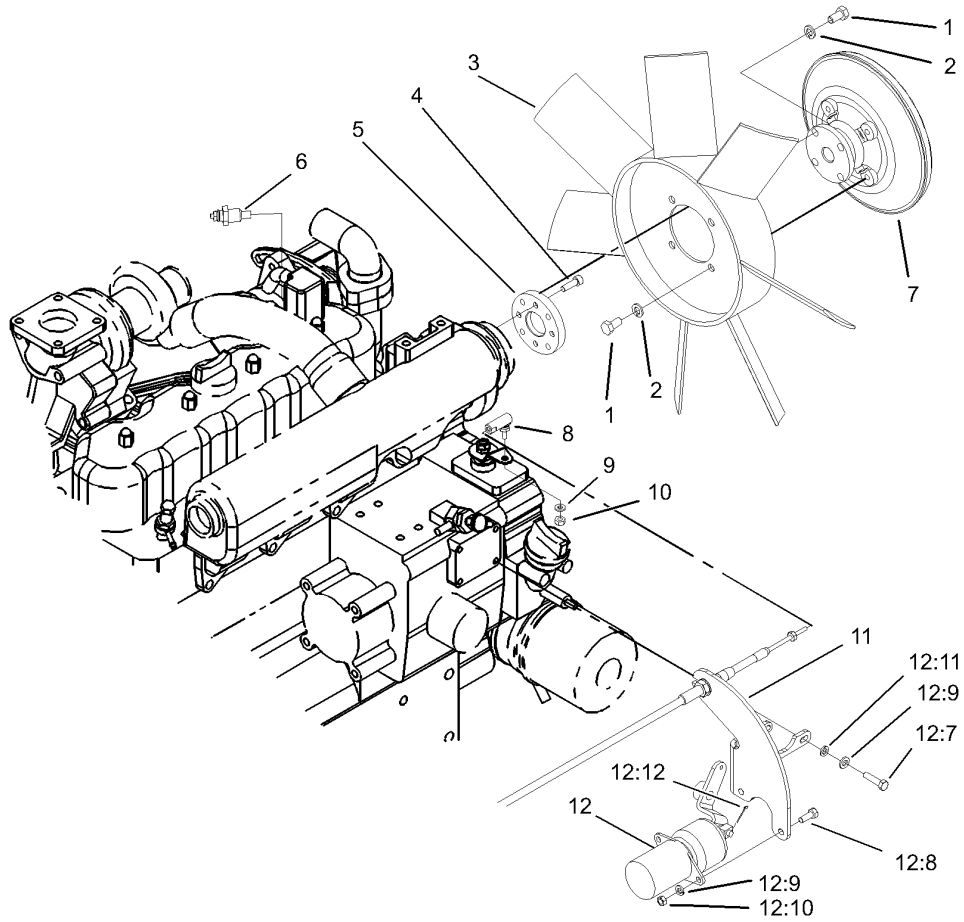
Ref	Part No.	Qty.	Description
21		1	Plug
23		1	Ring-Retaining
24		2	Retainer-Spring
25		1	Spring
26		1	Valve-Spool
27		1	Housing-Control
28		1	Shaft-Input
12		1	Adaptor
13		1	Ball
14		1	Pin
15	94-3043	1	Switch-Safety, Neutral
17		1	Screw-Set
18		1	Screw-Set
19		1	Pin
20		1	Ring-Retaining
21		1	Link
22		1	Pin-Dowel
23		1	Crank-Bell
24		1	Screw-Set
25	94-3044	1	Seal Kit
25:1		1	Seal-Dust
25:2		1	Seal-Dust
25:3		1	Seal-Wiper
25:4		1	Seal-Dust
25:5		1	Seal-Dust



Radiator Assembly

Ref	Part No.	Qty.	Description
1	104-3796	2	Fitting-HYD, 90 DEG
1:1	237-81	1	O-Ring
1:2	340-65	1	O-Ring
2	99-5495	1	Cooler-Oil
3	32128-49	4	Nut-HHF
4	105-3994	1	Bracket-Radiator
4:2	93-7272	1	Decal-Warning
5	104-2223	1	Seal-Bulb
6	100-5550	1	Hose-Cleaner, Air
7	105-3934-03	1	Bracket-Seal, Hood
8	99-5426	1	Radiator
9	71-3370	2	Hose
10	92-2379	3	Clamp-Hose
11	93-5957	1	Cap-Radiator
12	99-5428	1	Shroud-Radiator
13	2412-111	4	Clamp
14	100-5547	2	Hose-Radiator
15	104-8300	19	Nut-Flange, NI
16	100-5505-03	1	Bracket-Tank
17	99-2900	4	Washer-Flat
18	3234-7	14	Screw-HHF
19	104-2276	1	Reservior-Coolant
19:1	87-7050	1	Cap-Reservoir
21	3234-11	4	Screw-HHF

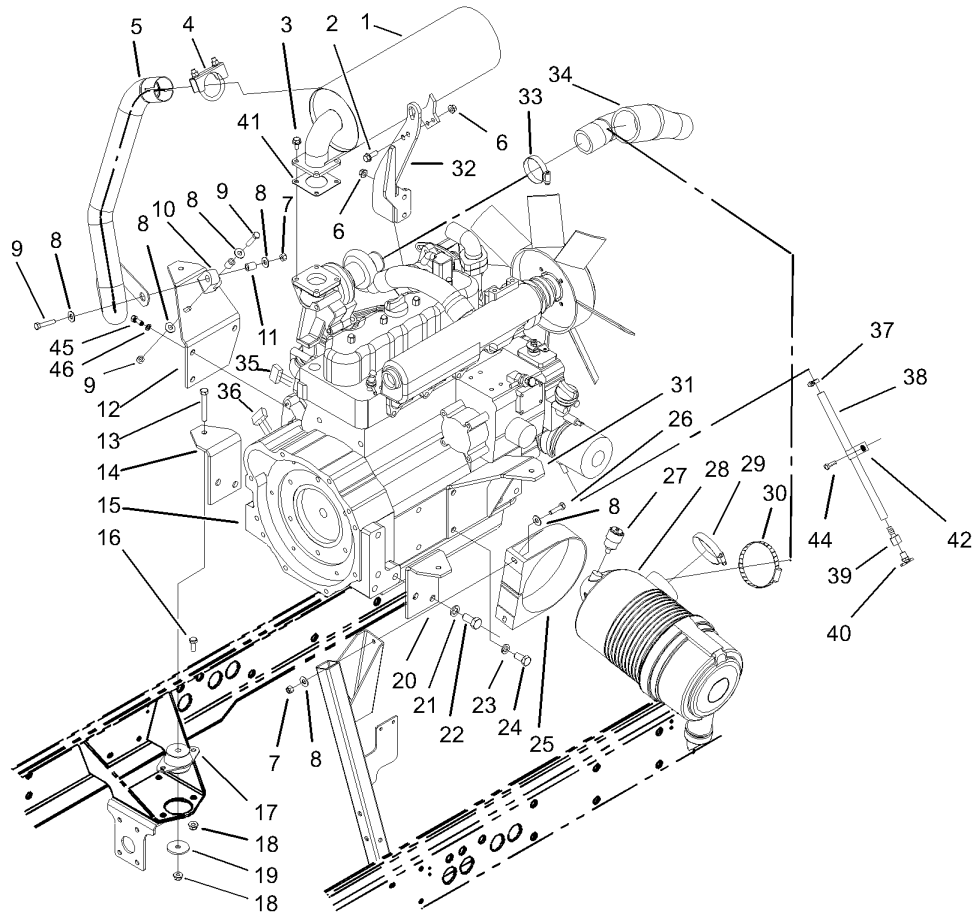
Ref	Part No.	Qty.	Description
22	32128-43	4	Nut-Flange
24	104-5426-03	1	Cover-Bottom
25	3234-17	6	Screw-HHF
26	94-5780	2	Screw-HWH
27	93-6981	2	Spacer
30	104-5460-03	2	Plate-Mount, Oil Cooler
31	105-3943	16	Clamp-Cooler, Oil
32	3256-23	14	Washer-Flat
33	322-10	8	Screw-HH
34	104-5429	2	Clamp-Form, Wire
35	325-17	2	Screw-HH
36	41-8440	4	Washer
37	104-5428	1	Bracket-Oil Cooler, Top
38	93-7275	1	Decal-Fluid, Starting
39	105-9233	1	Seal-Foam
40	105-9236	2	Seal-Foam
41	105-9814	1	Seal-Bulb
42	105-9858	1	Seal-Bulb
43	105-2841	1	Decal-Radiator
44	2412-81	2	Clamp-R



Fan and Solenoid Assembly

Ref	Part No.	Qty.	Description
1	322-2	8	Screw-HH
2	3253-4	8	Washer-Lock
3	105-0750	1	Fan
4	52-6290	4	Screw-HSH
5	100-3066	1	Adapter-Fan
6	98-9346	1	Sender-Temperature
7	104-2212	1	Clutch-Fan
8	2411-38	1	Joint-Ball
9	3256-51	1	Washer-Flat
10	3296-21	1	Nut-Lock, NI
11	104-7540-03	1	Support-Cable
12	98-3817	1	Solenoid Kit
12:7	33113-025	3	Screw-HH
12:8	33113-016	2	Screw-HH
12:9	48-8020	5	Washer-Spring
12:10	33013-00	2	Nut-Hex
12:11	33093-00	3	Washer-Flat
12:12	3272-2	1	Pin-Cotter

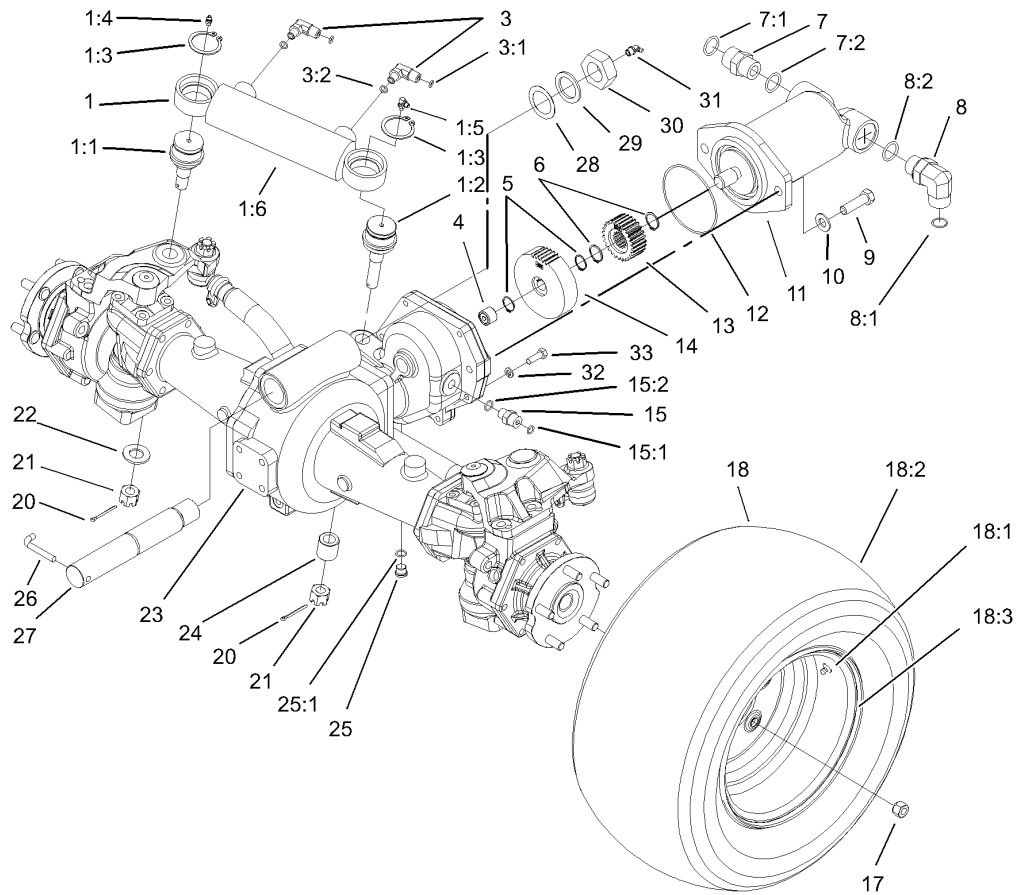
--	--	--	--



Engine Installation Assembly

Ref	Part No.	Qty.	Description
1	99-5424	1	Muffler-Turbo
2	33104-025	4	Screw-HHF
3	33104-016	4	Screw-HHF
4	18-2130	1	Clamp
5	104-5461	1	Pipe-Exhaust
6	33004-00	4	Nut-HF
7	3296-29	4	Nut-Lock, NI
8	3256-3	8	Washer-Flat
9	322-8	4	Screw-HH
10	95-5622	1	Hanger-Rubber
11	93-5023	2	Spacer
12	100-3141-03	1	RH Mount ASM
13	323-13	4	Screw-HH
14	100-3148-03	1	Mount-Engine, RH
15	99-5413	1	Engine-Turbo, Kubota
16	3234-11	8	Screw-HHF
17	53-9682	4	Support-Engine, Rubber
18	104-8301	12	Nut-Flange, NI
19	63-7400	4	Washer-Rebound
20	100-3147-03	1	Mount-Engine, LH
21	43-5950	4	Washer-Lock, Spring
22	43-3210	4	Screw-HH
23	48-8070	5	Washer-Lock
24	42-9250	5	Bolt

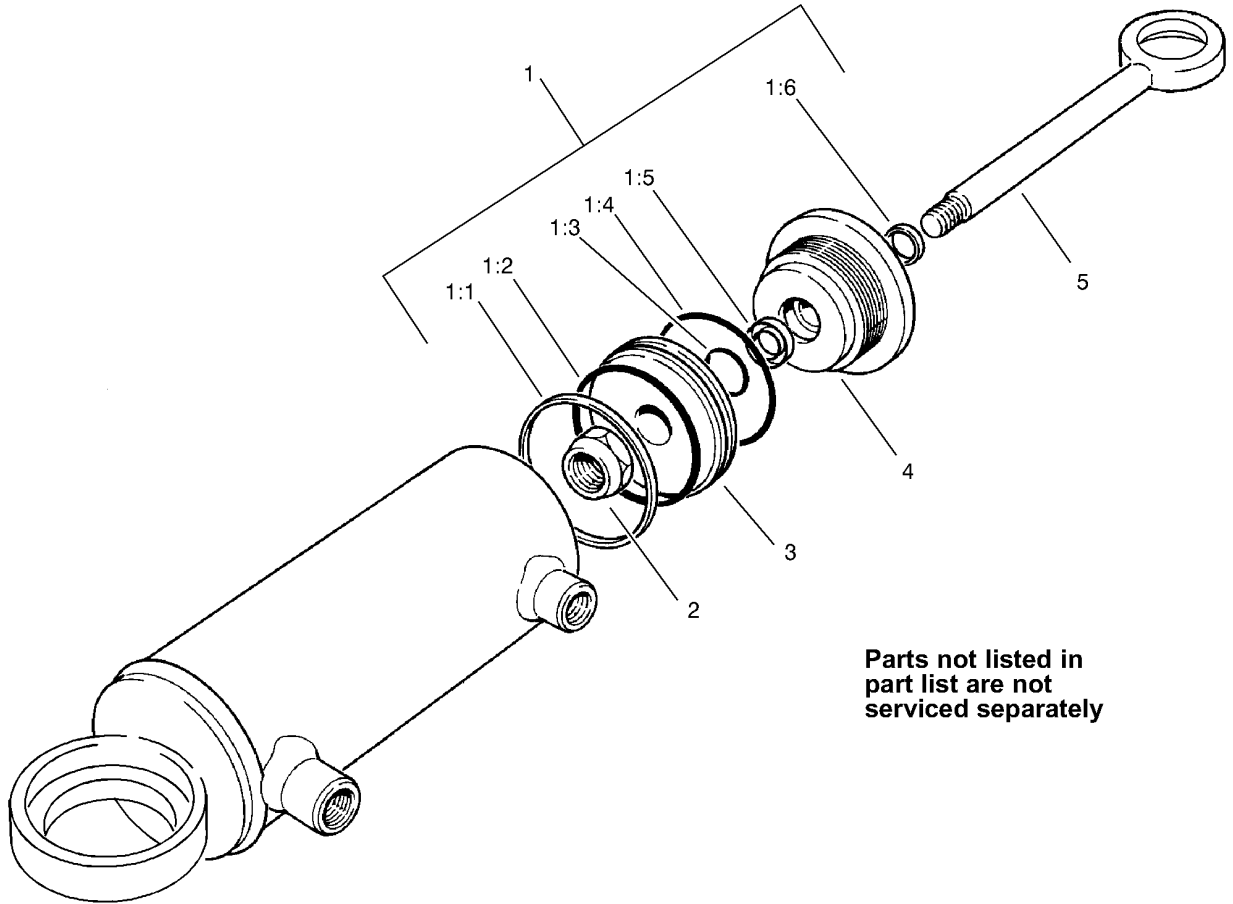
Ref	Part No.	Qty.	Description
25	99-5414	1	Strap-Cleaner, Air
26	322-6	2	Screw-HH
27	104-3563	1	Indicator
●27:1	94-1416	1	Indicator Adapter ASM
28	99-5410	1	Cleaner-Air
29	2412-125	1	Clamp-Hose
30	2412-110	2	Clamp-Hose
31	100-3144-03	1	LH Mount ASM
32	99-5421-03	1	Bracket-Mounting
33	2412-92	1	Clamp-Hose
34	99-5415	1	Hose-Cleaner, Air
35	99-3441	1	Harness-Wire, Fusible Link
36	105-9869	1	Harness-Wire, Engine
37	2412-108	2	Clamp-Worm
38	99-7376	1	Hose-Breather
39	354-94	1	Fitting-Female, Barbed
40	93-5528	1	Fitting-Cock, Drain
41	100-9333	1	Gasket-Muffler
42	2412-150	1	J-Clip
44	32144-11	1	Screw-HWHTF
45	43-0090	1	Screw-HH
46	48-9590	1	Washer-Lock



Rear Axle Assembly

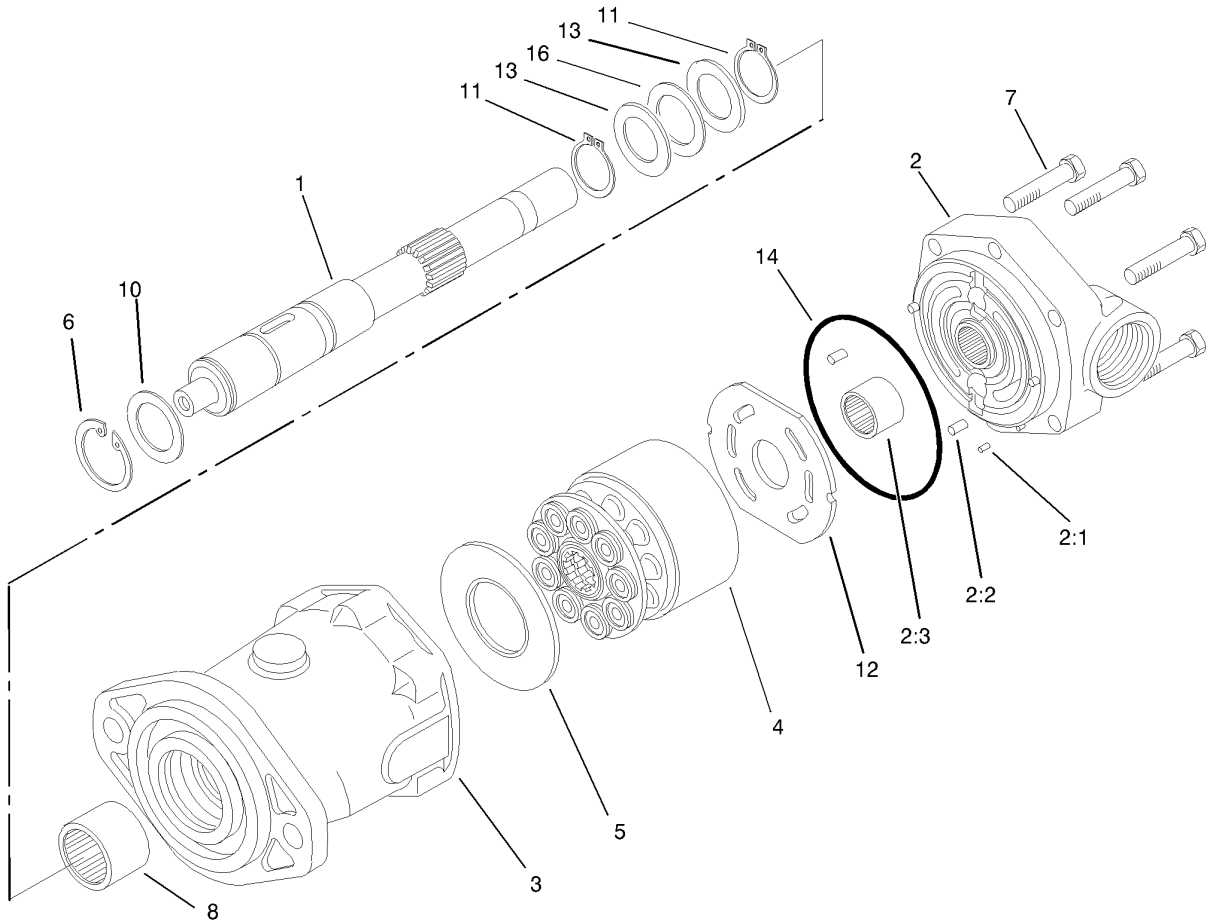
Ref	Part No.	Qty.	Description
1	105-9861	1	Steering Cylinder ASM
1:1	92-5838	1	Joint-Ball
1:2	100-3795	1	Joint-Ball
1:3	32151-104	2	Ring-Retaining, External
1:4	302-5	1	Fitting-Grease
1:5	302-60	1	Fitting-Grease, 90 DEG
1:6		1	Hydraulic Cylinder ASM
3	340-97	2	Fitting-HYD, 90 DEG
3:1	237-22	1	O-Ring
3:2	237-78	1	O-Ring
4	74-5700	1	Bearing-Needle, Roller
5	32120-15	2	Ring-Snap, EXT
6	32120-76	2	Ring-Snap, EXT
7	340-9	1	Fitting-HYD, Straight
7:1	237-58	1	O-Ring
7:2	237-81	1	O-Ring
8	340-142	1	Fitting-HYD, 90 DEG
8:1	237-58	1	O-Ring
8:2	237-81	1	O-Ring
9	325-7	2	Screw-HH
10	3256-26	2	Washer-Flat
11	105-1219	1	Motor-Piston
12	237-166	1	O-Ring
13	104-5663	1	Pinion-28T

Ref	Part No.	Qty.	Description
14	104-5664	1	Gear-44T
15	340-2	1	Fitting-Straight, HYD
15:1	237-22	1	O-Ring
15:2	237-42	1	O-Ring
17	93-5268	10	Nut-Lug
18		2	Tire And Wheel ASM
18:1	232-27	1	Stem-Valve
18:2	104-0451	1	Tire
18:3	105-9219	1	Wheel
20	3272-12	2	Pin-Cotter
21	32136-14	2	Nut-SHH
22	92-5836	1	Washer
23	100-3784	1	Drive Axle ASM
24	100-3796	1	Spacer-Joint, Ball
25	353-989	1	Plug-Hex, Hollow
25:1	237-42	1	O-Ring
26	100-3771	1	Pin-Stop
27	100-3770	1	Pin-Axle, Pivot
28	92-1765	1	Washer-Thrust
29	98-3867	2	Washer-Thrust
30	3296-68	1	Nut-Lock, NI
31	302-33	1	Fitting-Grease
32	3253-4	6	Washer-Lock
33	33114-025	6	Screw-HH



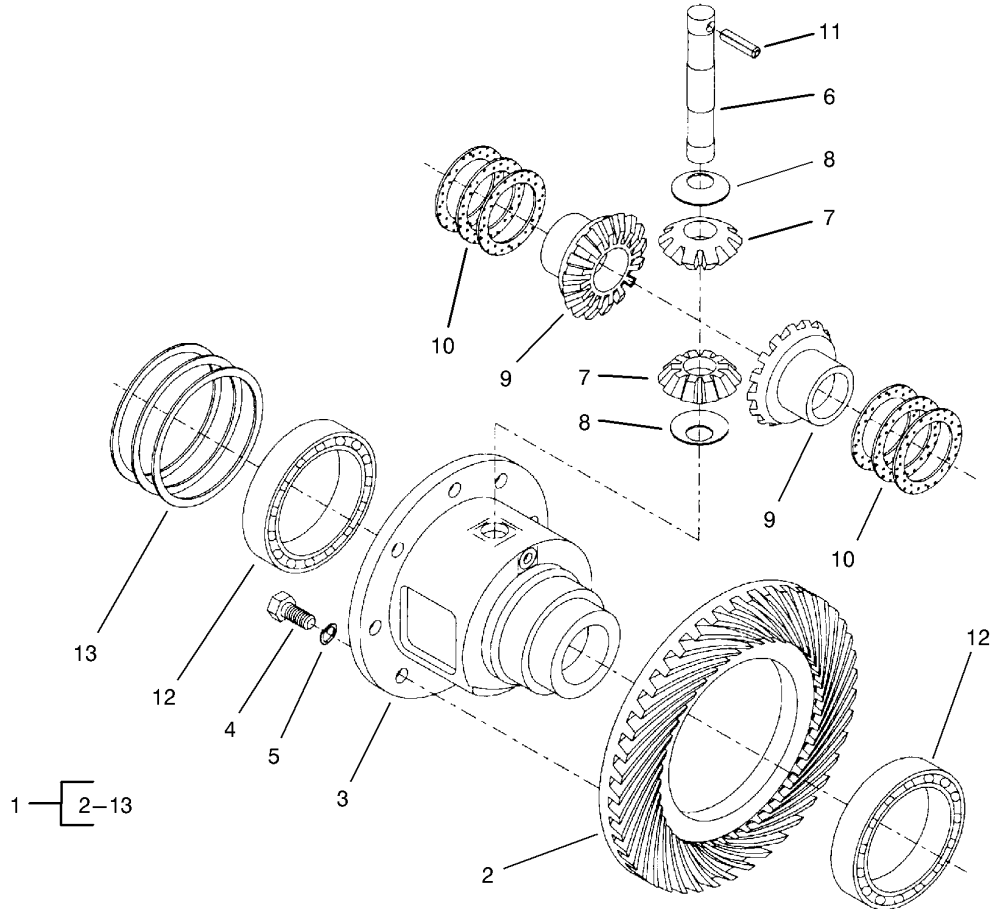
Cylinder Assembly No. 105-9861

Ref	Part No.	Qty.	Description
1	92-6593	1	Seal Kit
②1:1		1	Seal ASM
②1:2		1	Seal-Dust
②1:3		1	Seal-Dust
②1:4		1	Seal-Dust
②1:5		1	U-Cup
②1:6		1	Wiper
②2		1	Locknut
②3		1	Piston
②4		1	Gland
②5		1	Rod ASM



Piston Motor Assembly No. 105-1219

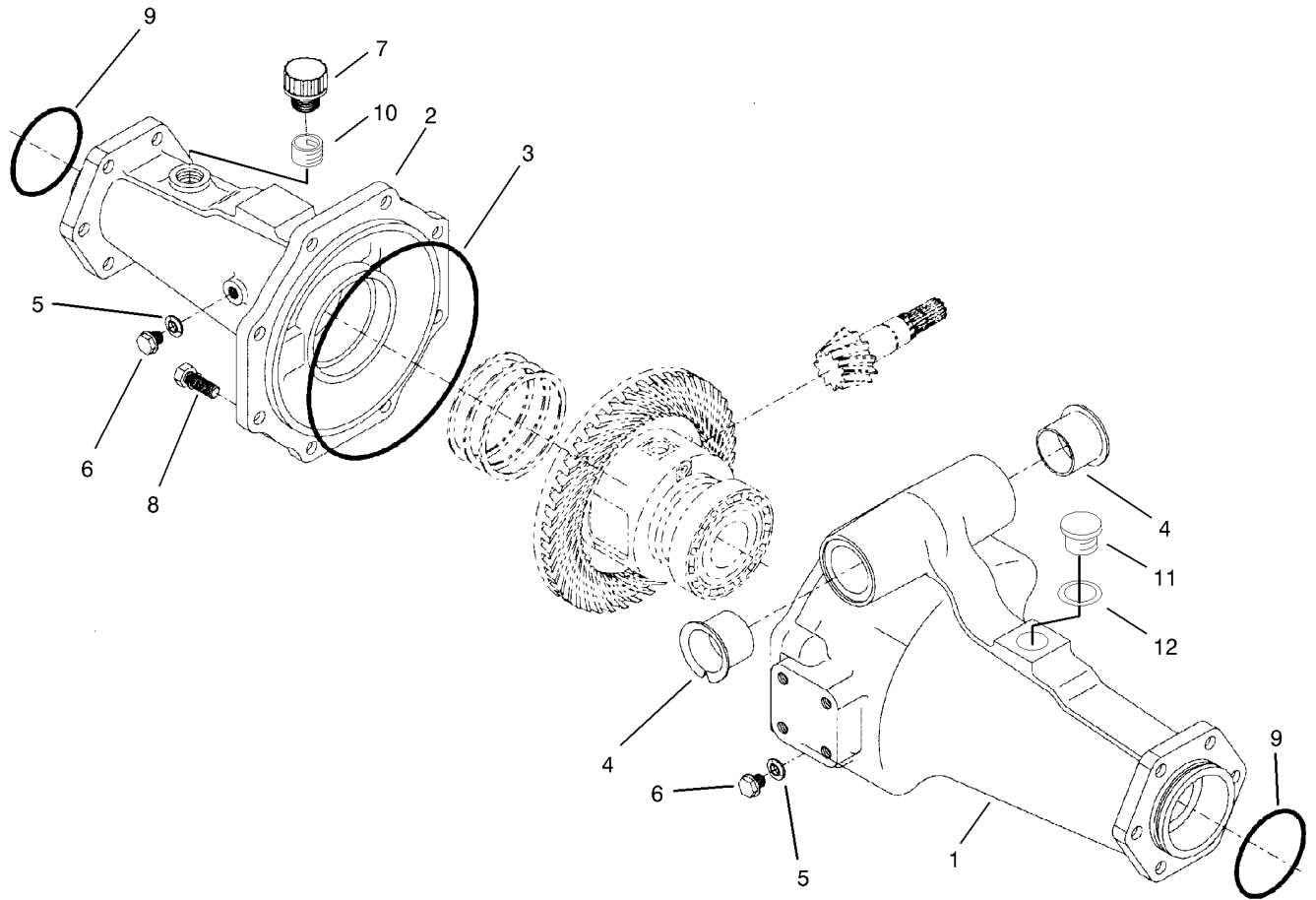
Ref	Part No.	Qty.	Description
1	105-2853	1	Shaft-Drive
2	100-2551	1	Backplate
2:1		3	Pin-Dowel
2:2		1	Pin-Dowel
2:3		1	Bearing-Needle
2:3		1	Housing
4	76-6910	1	Rotating Kit
5	76-6970	1	Insert-Plate, Cam
6	60-6260	1	Ring
7	94-3002	6	Capscrew
8	63-4390	1	Bearing-Needle
10	76-7020	1	Spacer
11	76-7000	2	Ring-Retaining
12	94-3003	1	Plate-Valve
13	60-6160	2	Race
14	76-6980	1	O-Ring
16	60-6170	1	Bearing-Thrust



Differential Assembly Rear Axle Assembly No. 100-3784

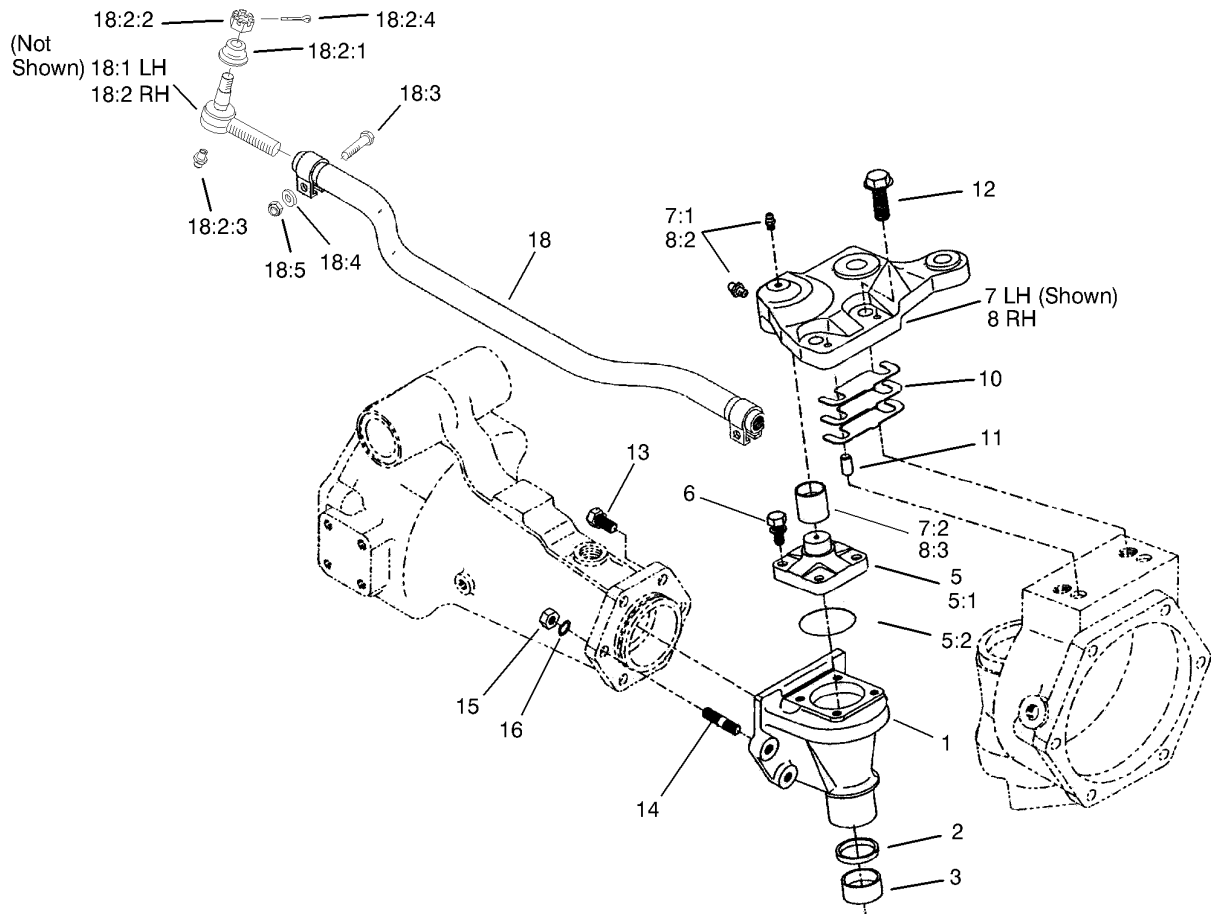
Ref	Part No.	Qty.	Description
1	95-7503	1	Differential ASM
2	100-2555	1	Ring And Pinion Matched Set
3	95-7502	1	Case-Differential
4	99-7576	8	Bolt
5	99-7577	8	Washer-Spring
6	99-7578	1	Shaft-Differential
7	99-7579	2	Pinion-Differential
8	99-7580	2	Washer-Differential
9	99-7581	2	Gear-Differential
10	99-7582	2	Washer-Differential
10	99-7583	2	Washer-Differential
10	99-7584	2	Washer-Differential
11	99-7588	1	Pin-Spring
12	99-7562	2	Bearing-Ball
13	99-7585	2	Shim 0.1
13	99-7586	2	Shim 0.2
13	99-7587	2	Shim 0.4

--	--	--	--



Axle Support Assembly Rear Axle Assembly No. 100-3784

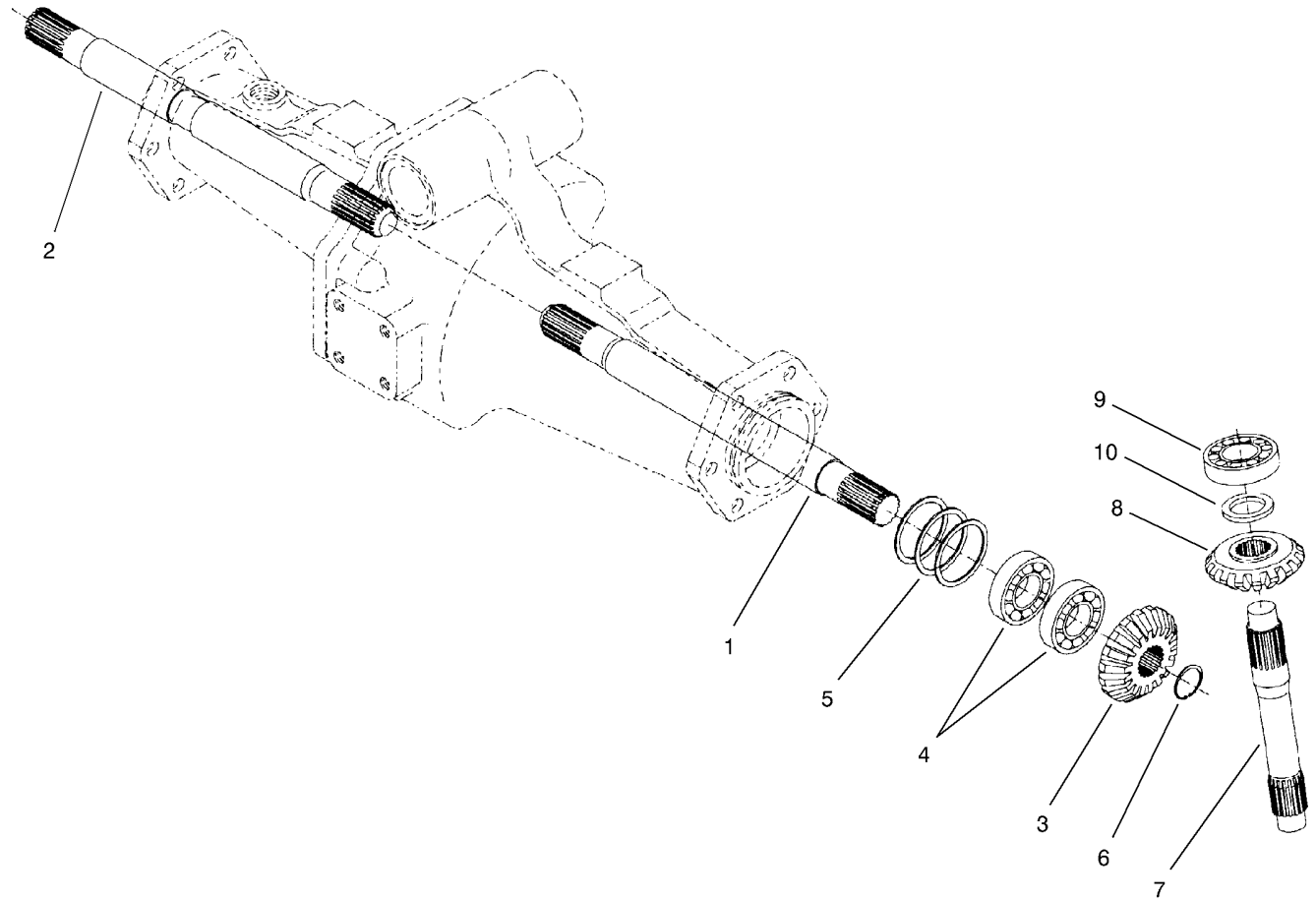
Ref	Part No.	Qty.	Description
1	95-7508	1	Support-Axle
2	95-7506	1	Support-Axle
3	95-7507	1	O-Ring
4	95-7537	2	Bushing-Flanged
5	99-7590	2	Washer-Seal
6	99-7589	2	Plug
7	99-7591	1	Oil Plug ASM
8	99-7592	8	Bolt
9	99-7593	2	O-Ring
10	104-2377	1	Extension-Vent
11	104-8643	1	Plug
12	104-8644	1	O-Ring



Bevel Gear Case Assembly Rear Axle Assembly No. 100-3784

Ref	Part No.	Qty.	Description
1	95-7538	2	Case-Gear, Bevel
2	100-2557	2	Seal-Oil
3	104-2378	2	Bushing
5	104-2376	2	Knuckle ASM
5:1	104-2373	1	Knuckle
5:2	104-2372	1	O-Ring
6	104-2374	8	Bolt
7	100-3768	1	LH Steering Arm ASM
7:1	302-5	2	Fitting-Grease
7:2	104-8634	1	Bushing
8	100-3766	1	RH Steering Arm ASM
8:2	302-5	2	Fitting-Grease
8:3	104-8634	1	Bushing
10	95-7547	2	Shim 0.1
10	95-7548	2	Shim 0.2
10	95-7549	2	Shim 0.4
11	99-7597	4	Pin-Dowel
12	104-2375	4	Bolt
13	99-7599	8	Bolt
14	99-7525	4	Stud
15	99-7526	4	Nut
16	99-7527	4	Washer-Spring
18	100-3762	1	Tie Rod ASM
●18:1	100-3851	1	LH Tie Rod End ASM

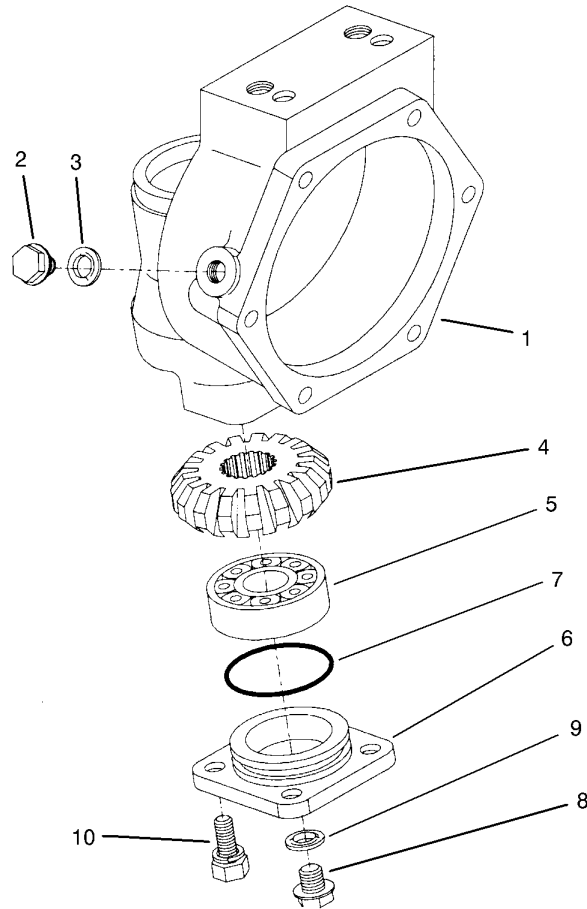
Ref	Part No.	Qty.	Description
●18:1:1	100-3853	1	Cover-Dust
●18:1:2	100-3854	1	Nut-Castle
●18:1:3	302-5	1	Fitting-Grease
●18:1:4	3272-11	1	Pin-Cotter
18:2	100-3852	1	RH Tie Rod End ASM
18:2:1	100-3853	1	Cover-Dust
18:2:2	100-3854	1	Nut-Castle
18:2:3	302-5	1	Fitting-Grease
18:2:4	3272-11	1	Pin-Cotter
18:3	100-3855	2	Bolt
18:4	99-7527	2	Washer-Spring
18:5	99-7526	2	Nut



Bevel Gear Shaft Assembly Rear Axle Assembly No. 100-3784

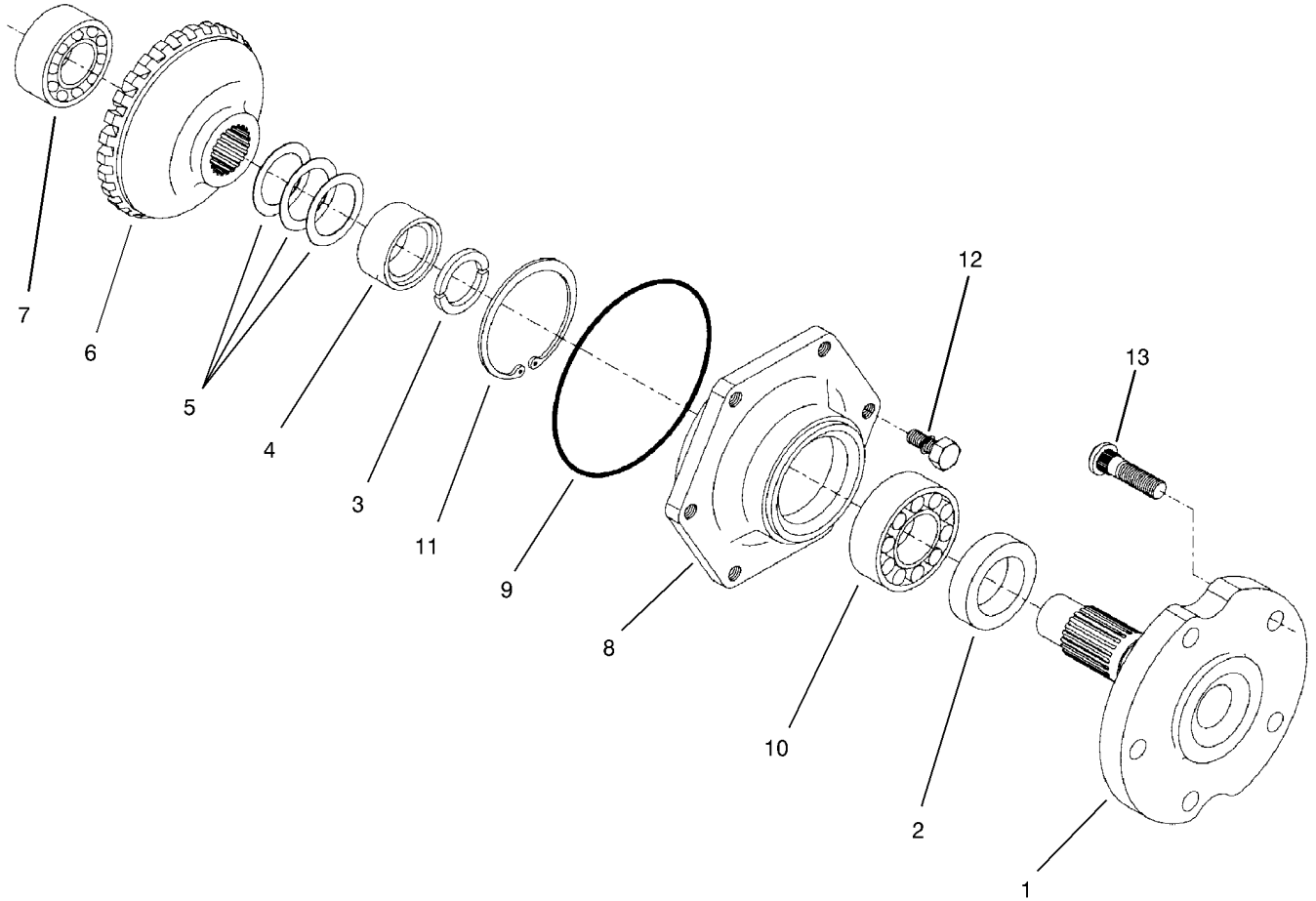
Ref	Part No.	Qty.	Description
1	95-7509	1	Shaft-Gear, Differential
2	95-7512	1	Shaft-Gear, Differential
3	95-7517	2	Gear-Bevel, 15 Tooth
4	99-7530	4	Bearing-Ball
5	99-7552	2	Shim 0.1
5	99-7553	2	Shim 0.2
5	99-7554	2	Shim 0.5
6	99-7531	2	Clip
7	95-7529	2	Shaft-Gear, Bevel
8	95-7519	2	Gear-Bevel, 17 Tooth
9	99-7532	2	Bearing-Roller, Taper
10	99-7558	2	Collar

--	--	--	--



Axle Case Assembly Rear Axle Assembly No. 100-3784

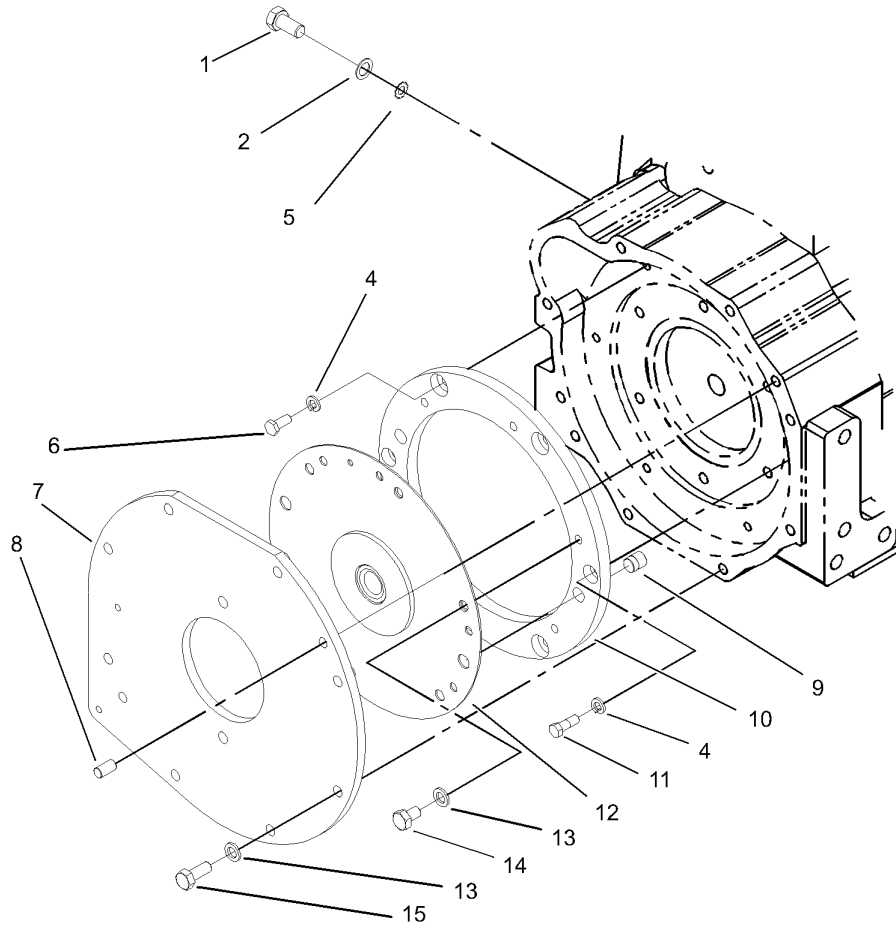
Ref	Part No.	Qty.	Description				
1	95-7531	2	Case-Axle				
2	99-7535	2	Plug				
3	99-7536	2	Washer-Seal				
4	95-7527	2	Gear-Bevel, 17 Tooth				
5	99-7532	2	Bearing-Roller, Taper				
6	100-2560	2	Cover				
7	100-2561	2	O-Ring				
8	99-7589	2	Plug				
9	99-7590	2	Washer-Seal				
10	100-2562	8	Bolt				



Axle Assembly Rear Axle Assembly No. 100-3784

Ref	Part No.	Qty.	Description
1	95-7522	2	Axle
2	99-7564	2	Seal-Oil
3	95-7544	4	Clip
4	95-7523	2	Spacer
5	99-7555	2	Shim 0.3
5	99-7556	2	Shim 0.2
5	99-7557	2	Shim 0.5
6	95-7524	2	Gear-Bevel, 29 Tooth
7	99-7534	2	Bearing-Ball
8	95-7521	2	Cover-Axle
9	99-7538	2	O-Ring
10	99-7561	2	Bearing-Ball
11	99-7539	2	Clip
12	99-7596	12	Bolt
13	99-7563	10	Stud

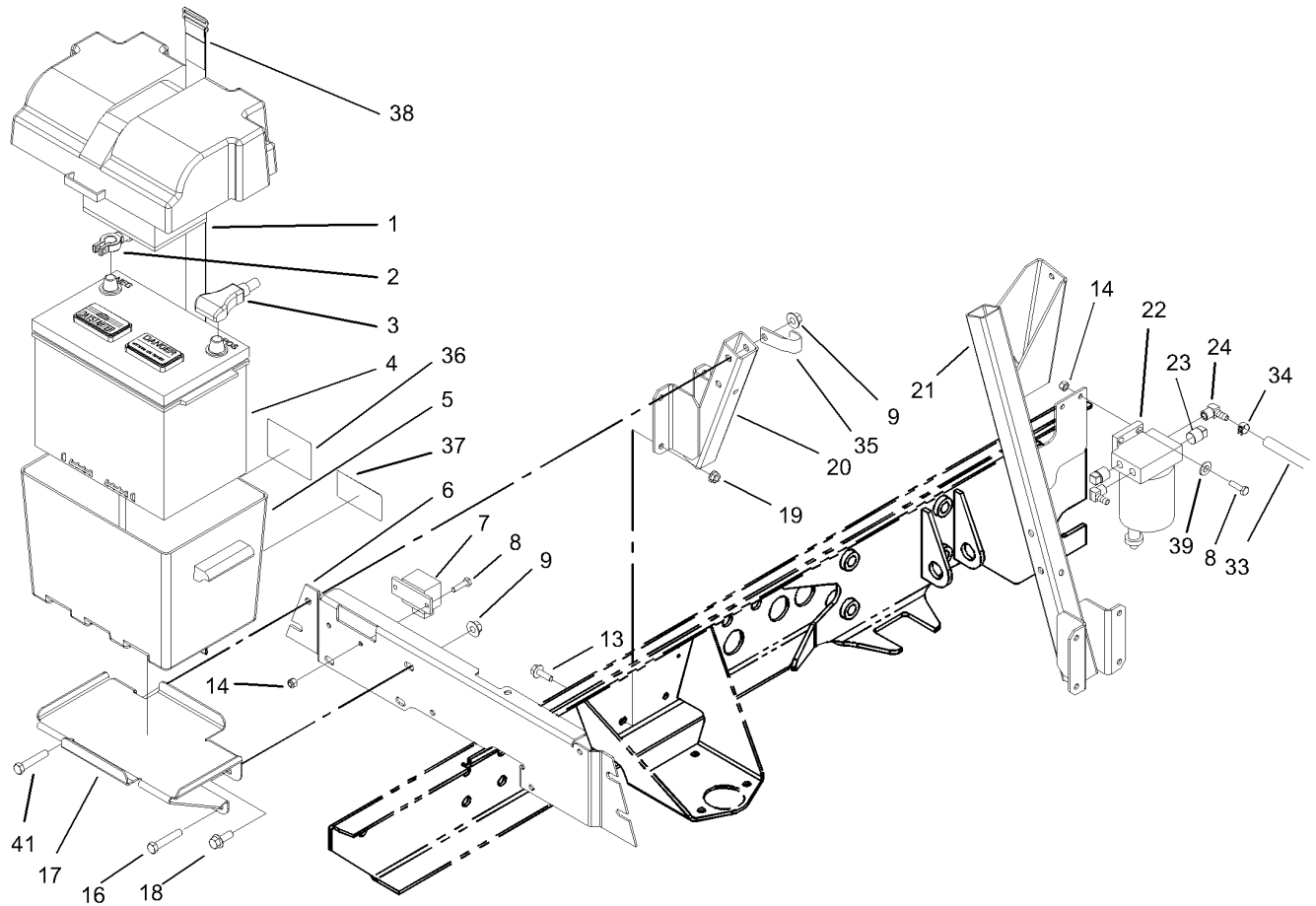
--	--	--	--	--	--	--	--



Coupler Spacer and Adapter Plate Assembly

Ref	Part No.	Qty.	Description
1	42-9250	1	Bolt
2	3255-2	1	Washer-Lock / EXT
4	42-9850	6	Washer-Lock, Spring
5	3255-9	1	Washer-Lock, EXT
6	33114-020	4	Screw-HH
7	100-5632-03	1	Plate-Adapter
8	100-5635	2	Pin-Plate
9	58-3590	2	Dowel
10	100-5633	1	Spacer-Coupling
11	100-5634	2	Bolt-Shoulder
12	92-1753	1	Coupling-Spring
13	48-9590	14	Washer-Lock
14	70-8470	6	Screw-HH
15	43-0090	8	Screw-HH

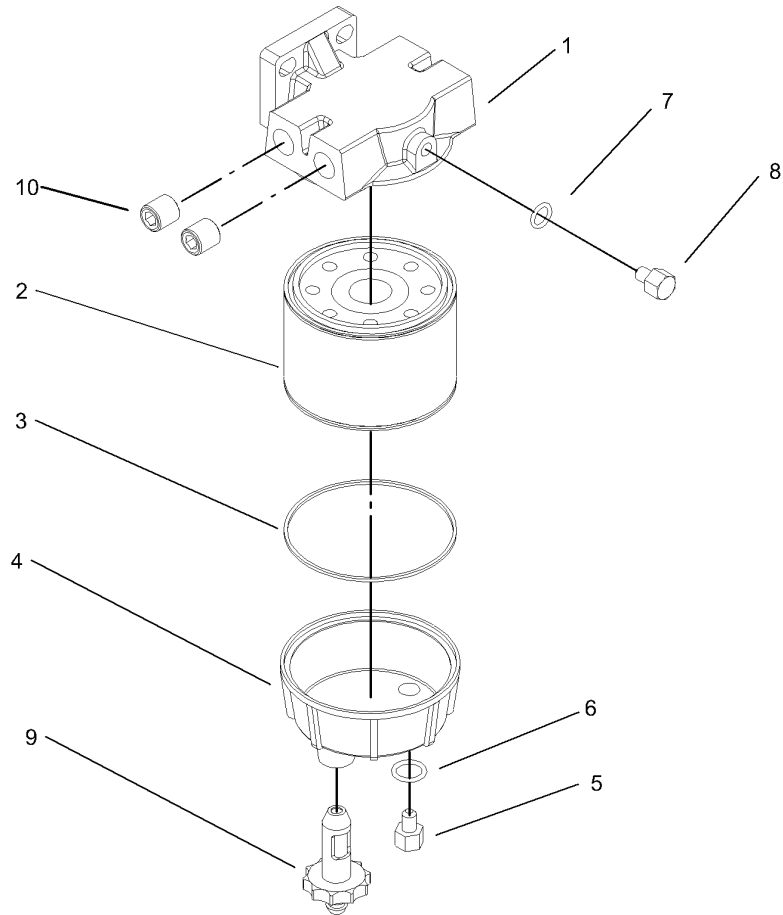
--	--	--	--



Battery Installation Assembly

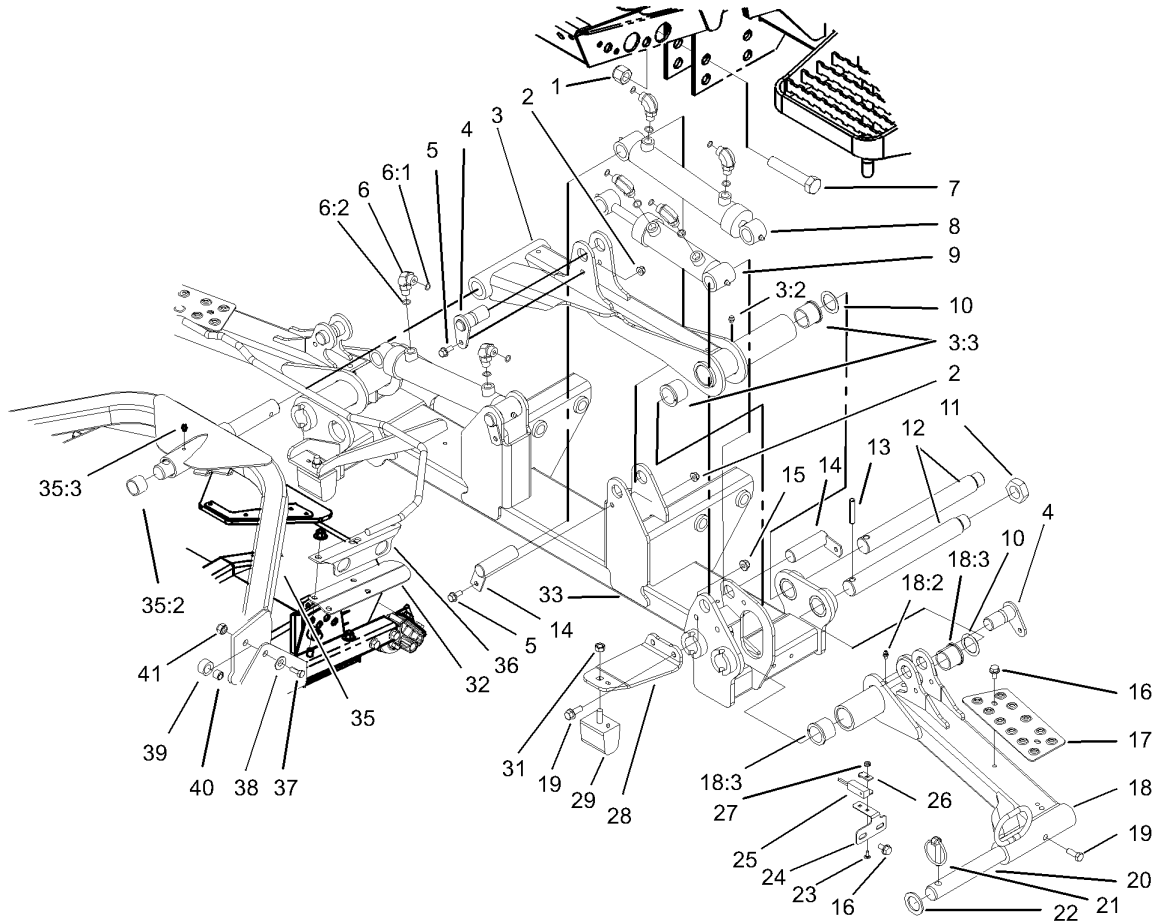
Ref	Part No.	Qty.	Description
1	93-7968	1	Pad-Foam
2	105-3880	1	Cable-Battery, Negative
3	105-0114	1	Cable-Battery, Positive
4	93-3220	1	Battery
5	93-7595	1	Battery Box ASM
6	104-5422-03	1	Bracket-Support, Battery
7	66-8800	1	Relay
8	321-6	4	Screw-HH
9	32128-43	6	Nut-Flange
13	3234-29	8	Screw-HHF
14	3296-42	4	Nut-Lock, NI
16	323-11	3	Screw-HH
17	104-5423-03	1	Tray-Battery
18	3234-11	2	Screw-HHF
19	32128-20	14	Nut-HF
20	104-5420-03	1	Battery Support ASM
21	104-5417-03	1	Bracket-Conditioner, Air
22	98-9305	1	Water / Fuel Filter ASM
23	281-13	2	Plug-Pipe
24	353-781	2	Fitting-Elbow
33	63-7627	1	Hose-Fuel
34	92-2379	3	Clamp-Hose
35	2412-81	2	Clamp-R
36	93-6668	1	Decal-Battery

Ref	Part No.	Qty.	Description
37	93-7276	1	Decal-Danger
38	94-1445	1	Strap-Battery
39	3256-22	2	Washer-Flat
41	323-12	1	Screw-HH



Water and Fuel Filter Assembly No. 98-9305

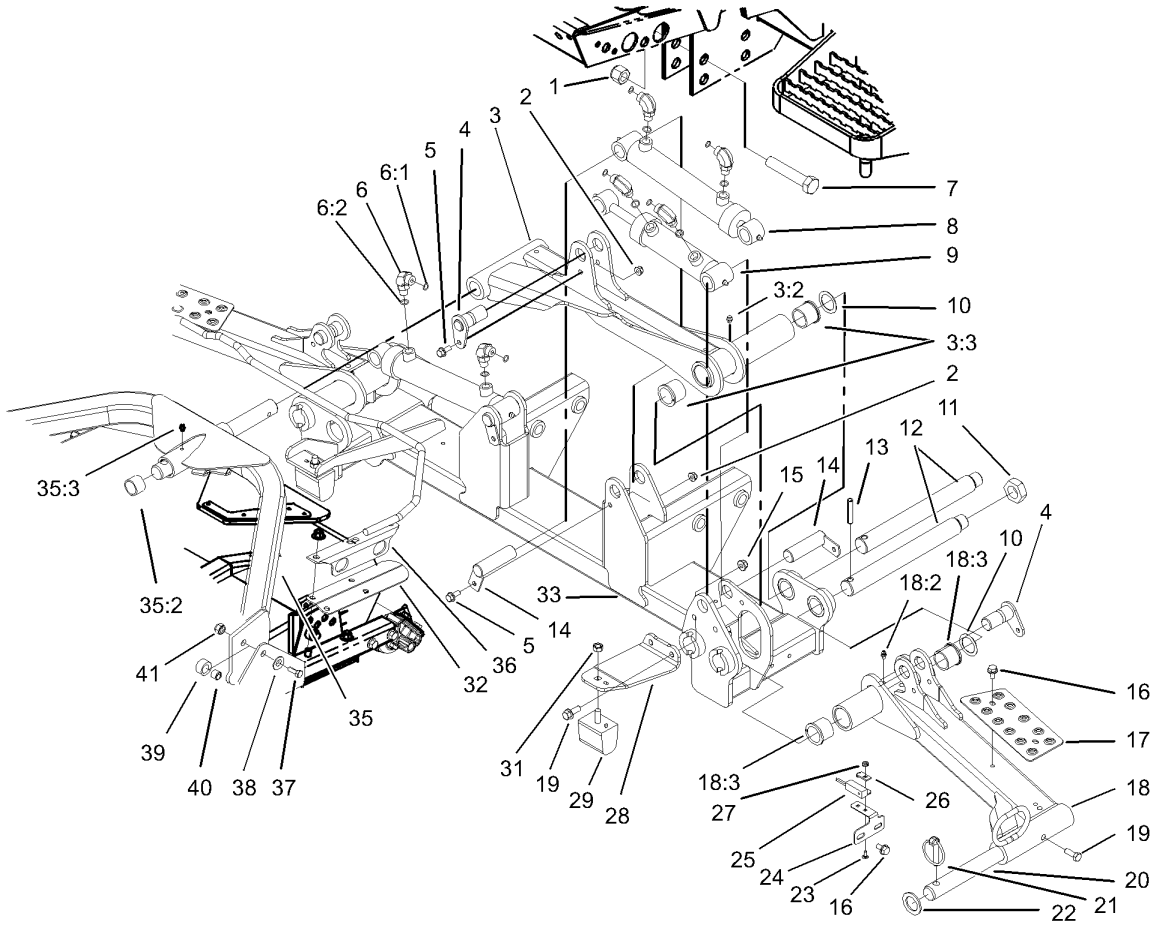
Ref	Part No.	Qty.	Description
1	98-9772	1	Head-Filter
2	98-9764	1	Element
3	98-9774	1	O-Ring-Base, Filter
4	98-9775	1	Base-Filter
5	98-9773	1	Plug-Base, Filter
6	237-42	1	O-Ring
7	237-78	1	O-Ring
8	98-9776	1	Plug-Head, Filter
9	98-9777	1	Drain Valve ASM
10	285-22	2	Plug-Pipe



Front Lift Arm Assembly

Ref	Part No.	Qty.	Description
1	3296-51	4	Nut-Lock, NI
2	104-8300	6	Nut-Flange, NI
3	105-9201	1	No. 1 Lift Arm ASM
3:2	302-60	1	Fitting-Grease, 90 DEG
3:3	104-0015	2	Bushing-Flange
4	104-5525	3	Cylinder Pin ASM
5	3234-5	6	Screw-HHF
6	340-77	6	Fitting-HYD, 90 DEG
6:1	237-22	1	O-Ring
6:2	237-42	1	O-Ring
7	328-7	4	Screw-HH
8	104-5527	2	Cylinder-Lift, No. 4 And 5
9	104-5528	1	Cylinder-Lift, No. 1
10	76-2980	3	Washer-Thrust
11	3296-49	3	Nut-Lock, NI
12	95-7158	3	Pin-Pivot
13	32121-110	3	Pin-Roll, Slotted
14	83-6780	3	Pin-Cylinder
15	104-8301	6	Nut-Flange, NI
16	32144-14	8	Screw-HWH
17	105-3987-03	2	Plate-Skid
18	105-9204	1	No. 4 Lift Arm ASM
18	105-9205	1	No. 5 Lift Arm ASM
18:2	302-5	1	Fitting-Grease

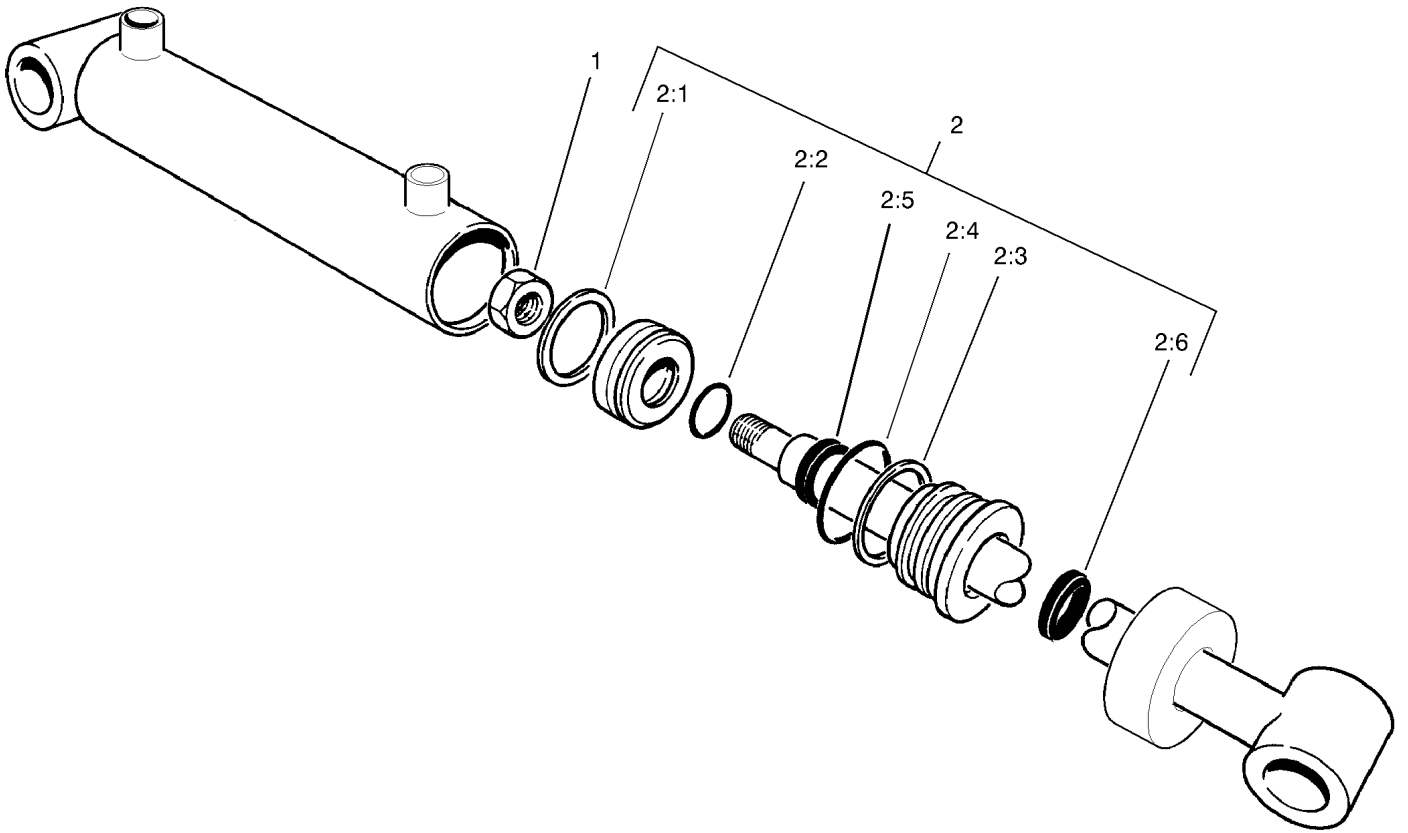
Ref	Part No.	Qty.	Description
18:3	104-0015	2	Bushing-Flange
19	323-6	5	Screw-HH
20	95-8979	3	Shaft
21	283-71	3	Pin-Lynch
22	3-6781	3	Washer-Thrust
23	104-1450	2	Bolt-CARR
24	104-5585	2	Bracket-Switch
25	100-1270	2	Switch-Proximity
26	100-4872	2	Plate-Switch, Neutral
27	32149-7	2	Nut-Keps
28	104-5689-03	1	Bracket-Support, Bumper
29	87-3470	2	Bumper-Axle, Rear
31	33025-00	2	Nut-Lock
32	105-9831-01	2	Bracket-Bumper, No. 1
33	104-5680-03	1	Front Carrier Frame ASM
35	104-5656	5	Carrier Frame ASM
35:2	95-8795	2	Bushing
35:3	302-5	1	Fitting-Grease
36	106-2653-01	4	Foot Guard ASM
37	3234-18	10	Screw-HHF
38	93-8806	10	Washer-Hardened
39	105-9823	10	Bushing-Carrier
40	105-9822	10	Spacer
41	32128-43	10	Nut-Flange



Front Lift Arm Assembly (continued)

Ref	Part No.	Qty.	Description
●99	3334-945	2	Tie-Cable

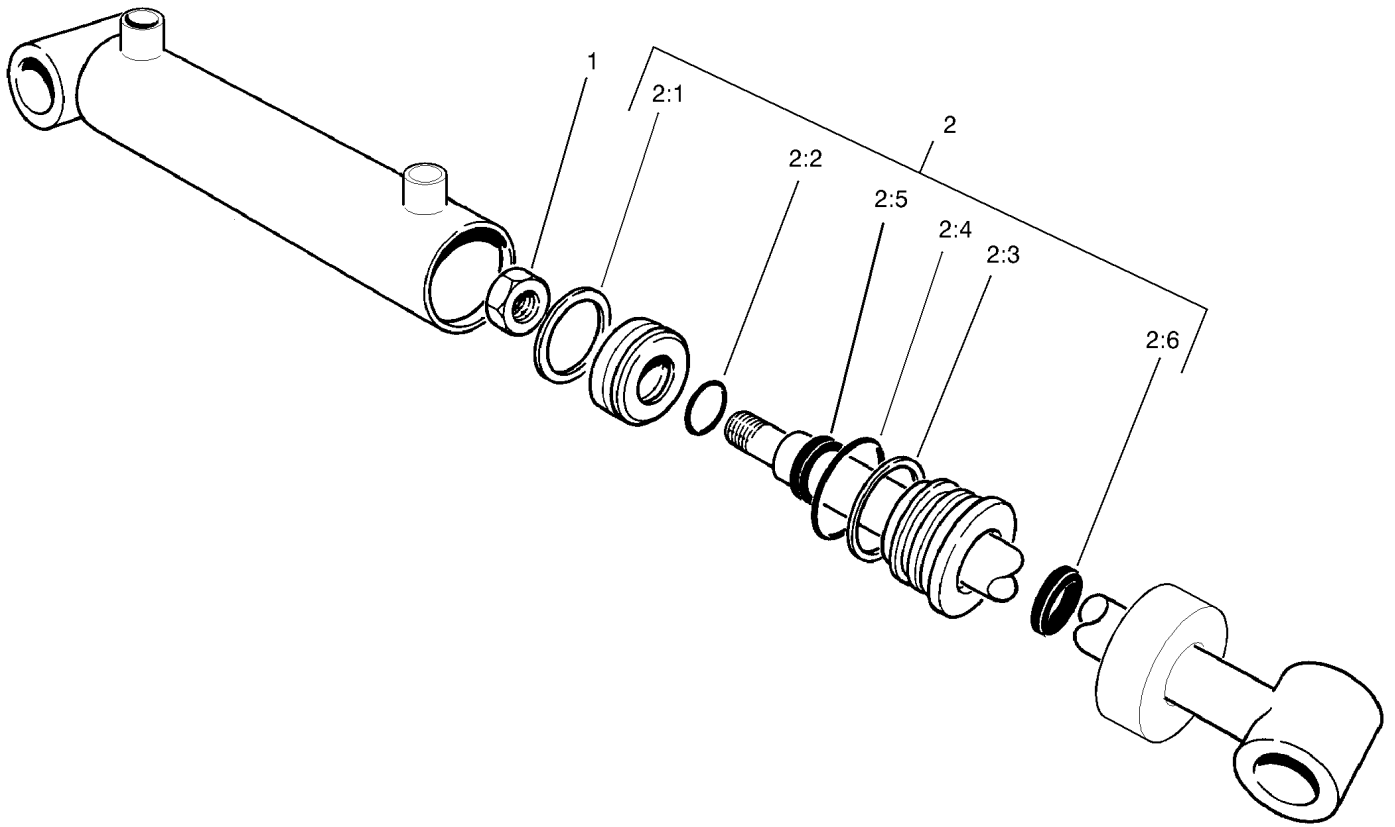
--	--



No. 4 and 5 Lift Cylinder Assembly No. 104-5527

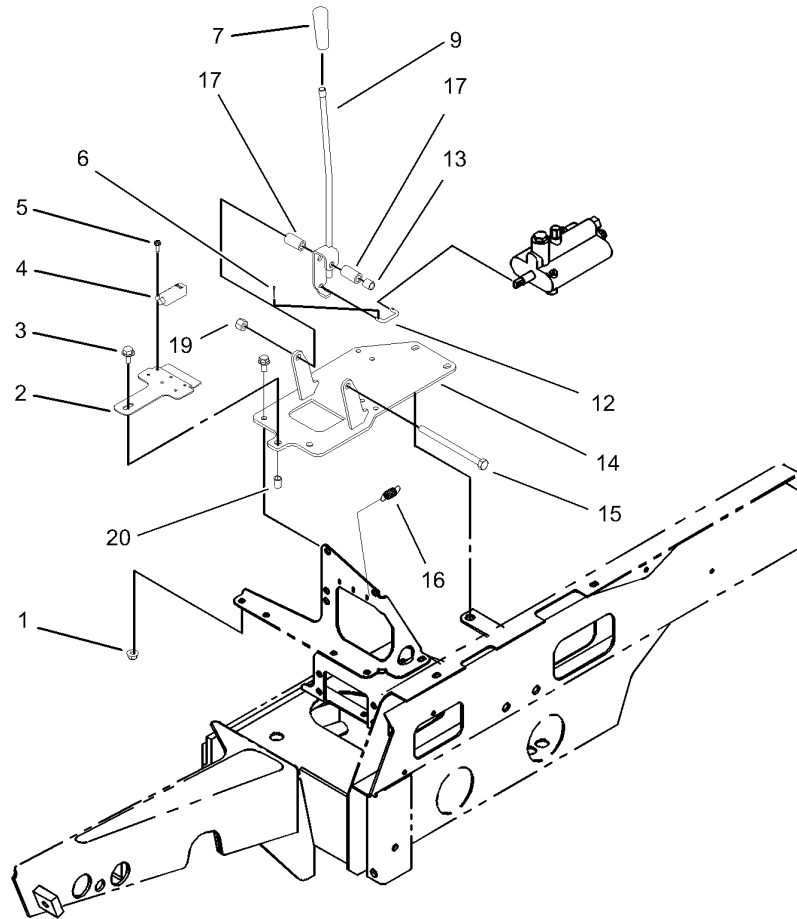
Ref	Part No.	Qty.	Description
1	32152-10	1	Locknut
2	104-5847	1	Seal Kit
2:1		2	Seal-Dust
2:2		1	Seal-Dust
2:3		2	O-Ring, Backup
2:4		1	T-Seal
2:5		2	Seal-Rod
2:6		2	Seal-Dust

--	--	--	--



No. 1 Lift Cylinder Assembly No. 104-5528

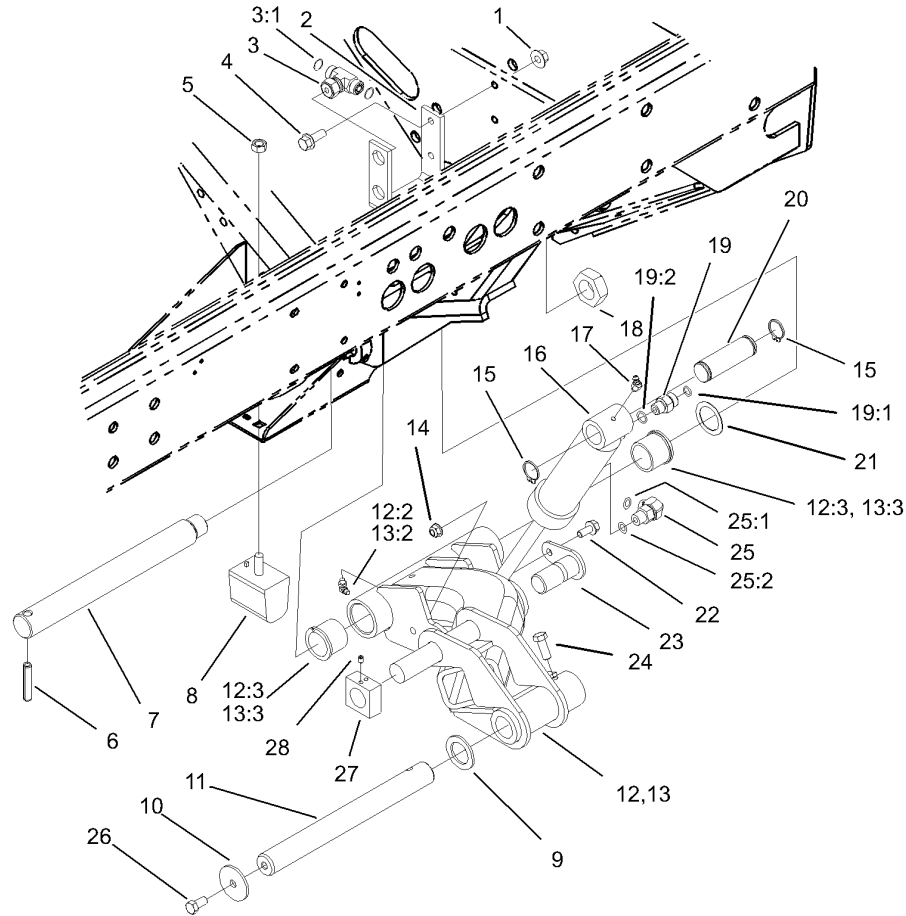
Ref	Part No.	Qty.	Description
1	32152-10	1	Locknut
2	104-5847	1	Seal Kit
2:1		2	Seal-Dust
2:2		1	Seal-Dust
2:3		2	O-Ring, Backup
2:4		1	T-Seal
2:5		2	Seal-Rod
2:6		2	Seal-Dust



Lift Lever Assembly

Ref	Part No.	Qty.	Description
1	104-8300	4	Nut-Flange, NI
2	104-5530-03	1	Plate-Switch
3	3234-4	1	Screw-HHF
4	105-0023	1	Switch-Proximity
5	32144-19	2	Screw-SHWH
6	3272-1	2	Pin-Cotter
7	233-39	1	Knob-Control
9	104-5616	1	Center Lever ASM
12	69-9140	1	Link-Lever, Valve
13	65-9980	1	Spacer
14	104-5606-03	1	Valve Support ASM
15	323-39	1	Screw-HH
16	105-3938	1	Spring-Extension
17	61-2780-03	2	Spacer-Tube
19	3296-39	1	Nut-Lock, NI
20	32148-6	1	Insert-Nut

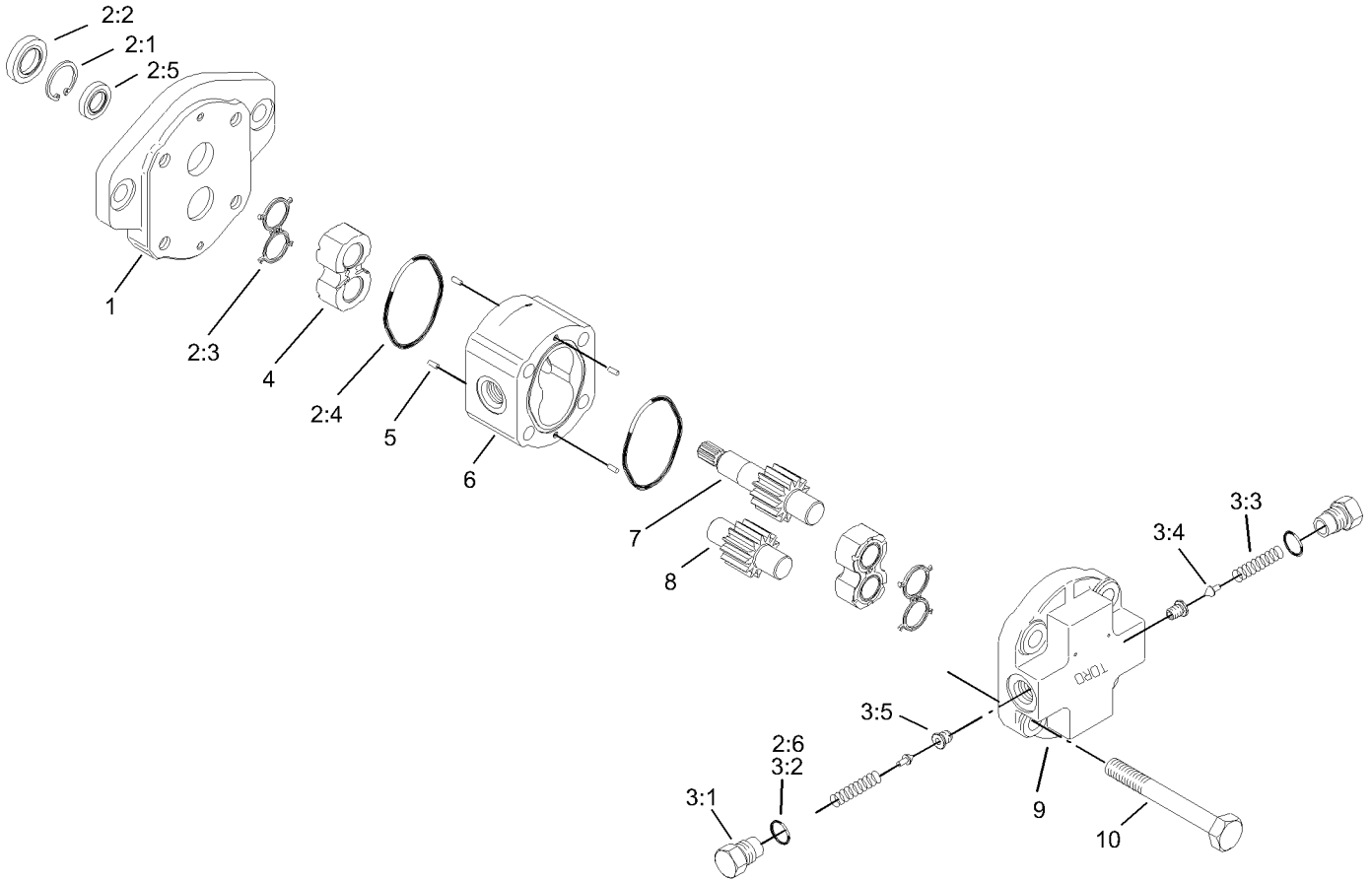
--	--	--	--



No. 2 and 3 Lift Arm Assembly

Ref	Part No.	Qty.	Description
1	32128-20	2	Nut-HF
2	105-3992-03	1	Bracket-Bulkhead
3	340-166	2	Fitting-Tee, HYD
3:1	237-22	1	O-Ring
4	3234-17	2	Screw-HHF
5	33025-00	2	Nut-Lock
6	32121-110	2	Pin-Roll, Slotted
7	95-7158	2	Pin-Pivot
8	87-3470	2	Bumper-Axle, Rear
9	3-6781	2	Washer-Thrust
10	63-7400	2	Washer-Rebound
11	105-9827	2	Shaft
12	105-9202	1	No. 2 Lift Arm ASM
12:2	302-60	1	Fitting-Grease, 90 DEG
12:3	104-0015	2	Bushing-Flange
13	105-9203	1	No. 3 Lift Arm ASM
13:2	302-60	1	Fitting-Grease, 90 DEG
13:3	104-0015	2	Bushing-Flange
14	104-8300	2	Nut-Flange, NI
15	32151-36	4	Ring-Retaining
16	104-5526	2	Cylinder-Lift, No. 2 And 3
17	302-11	2	Fitting-Lube, 45 DEG
18	3296-49	2	Nut-Lock, NI
19	340-2	2	Fitting-Straight, HYD

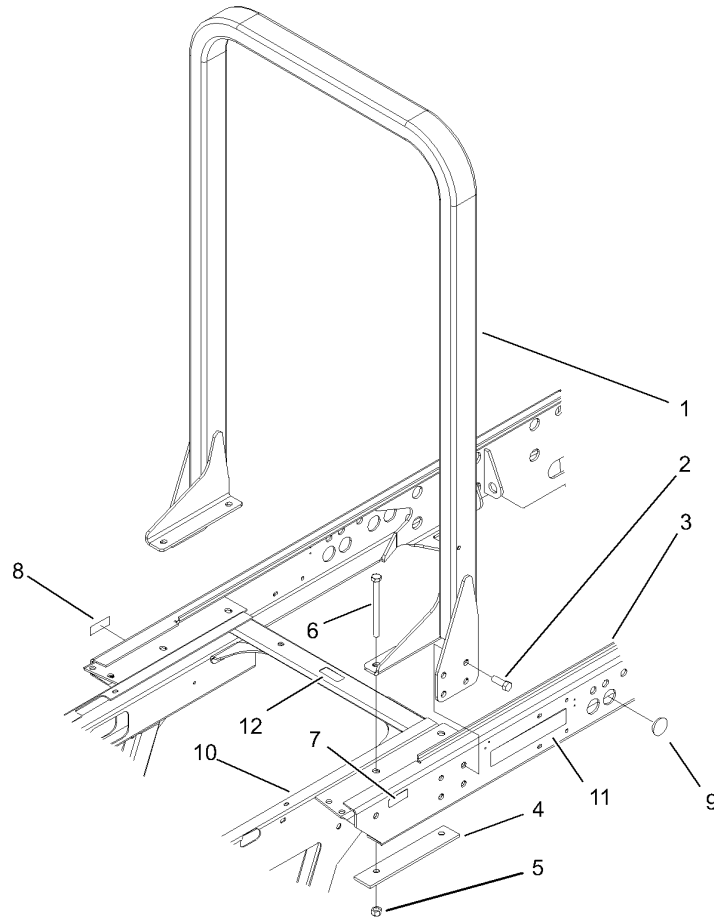
Ref	Part No.	Qty.	Description
19:1	237-22	1	O-Ring
19:2	237-42	1	O-Ring
20	92-7548	2	Pin-Cylinder
21	76-2980	2	Washer-Thrust
22	3234-17	2	Screw-HHF
23	104-5525	2	Cylinder Pin ASM
24	323-6	2	Screw-HH
25	340-77	2	Fitting-HYD, 90 DEG
25:1	237-22	1	O-Ring
25:2	237-42	1	O-Ring
26	323-4	2	Screw-HH
27	105-9839	2	Stop-Rotation, No. 2 And 3
28	3245-7	4	Screw-Set



Hydraulic Motor Assembly No. 105-9820

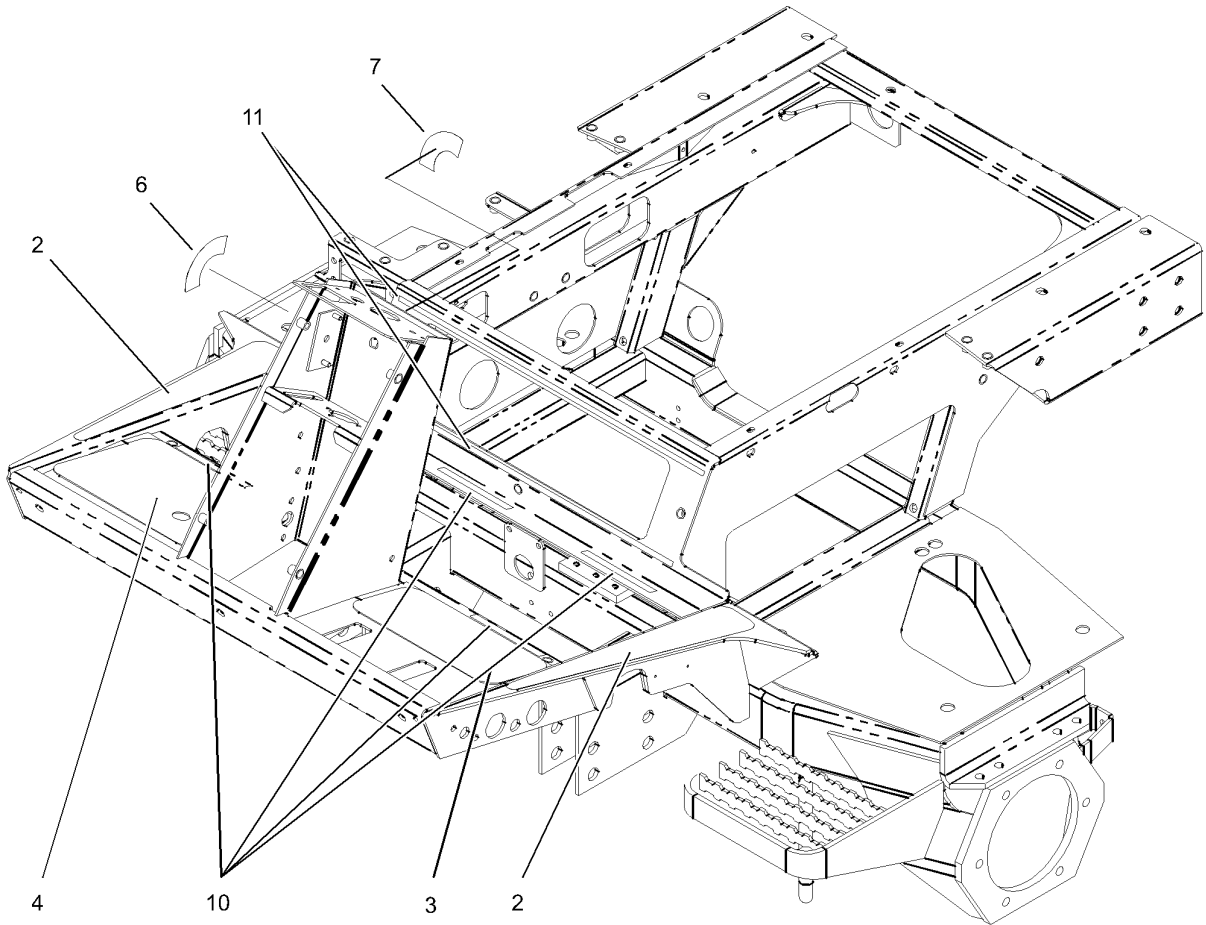
Ref	Part No.	Qty.	Description
1		1	Flange
2	105-9191	1	Seal Kit
2:1		1	Ring-Retaining
2:2		1	Seal-Shaft
2:3		2	Seal ASM
2:4		2	Seal-Dust
2:5		1	Seal-Shaft
2:6		2	Seal-Dust
3	105-9192	2	Relief Valve Kit
3:1		1	Cap-Valve, Relief
3:2		1	Seal-Dust
3:3		1	Spring
3:4		1	Poppet
3:5		1	Seat-Valve, Relief
4		2	Block-Bushing
5		4	Pin-Dowel
6		1	Housing
7		1	Gear-Drive
8		1	Gear-Idler
9		1	Block-Valve
10		4	Bolt

--	--	--	--



Roll-Over Protection System and Frame Assembly

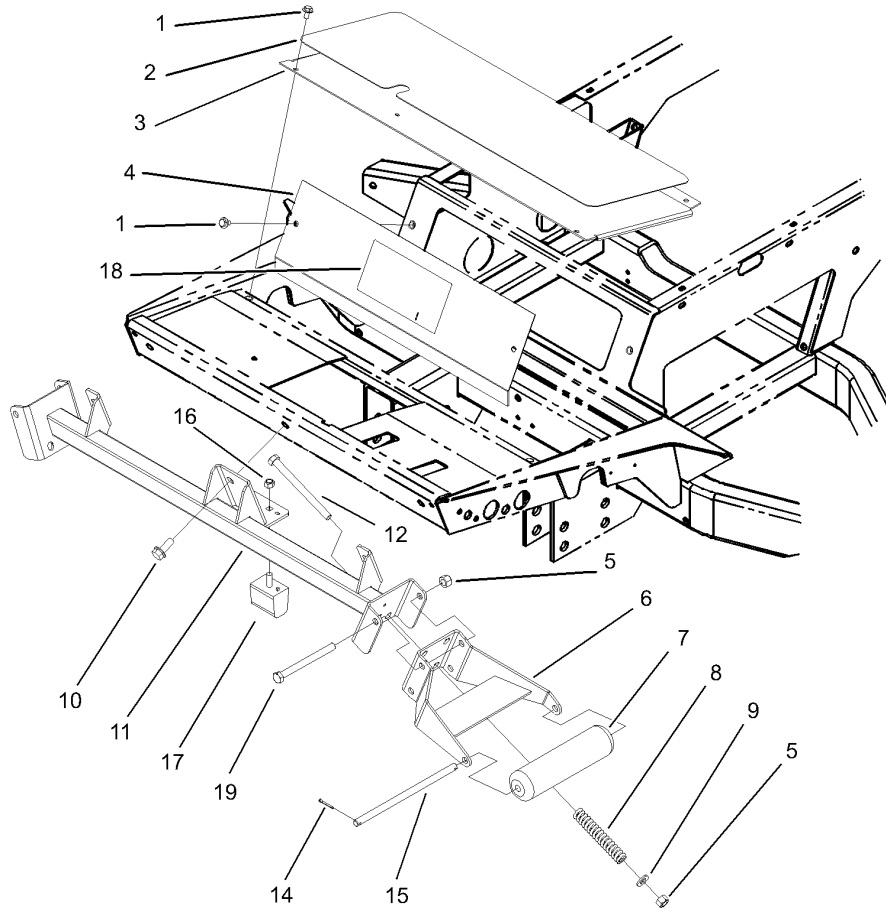
Ref	Part No.	Qty.	Description				
1	104-5579-03	1	ROPS ASM				
2	3234-38	10	Screw-HHF				
3	104-5410-03	1	Frame-Rear				
4	104-5584-03	2	Plate-Reinforcement, ROPS				
5	32128-49	4	Nut-HHF				
6	325-20	4	Screw-HH				
7	93-6680	1	Decal-Diesel				
8	93-6686	1	Decal-Oil, HYD				
9	105-9194	4	Plug				
10	104-5469	1	Front Frame ASM				
11	72-3560	2	Decal				
12	100-6574	1	Decal-Warning				



Front Frame Assembly No. 104-5469

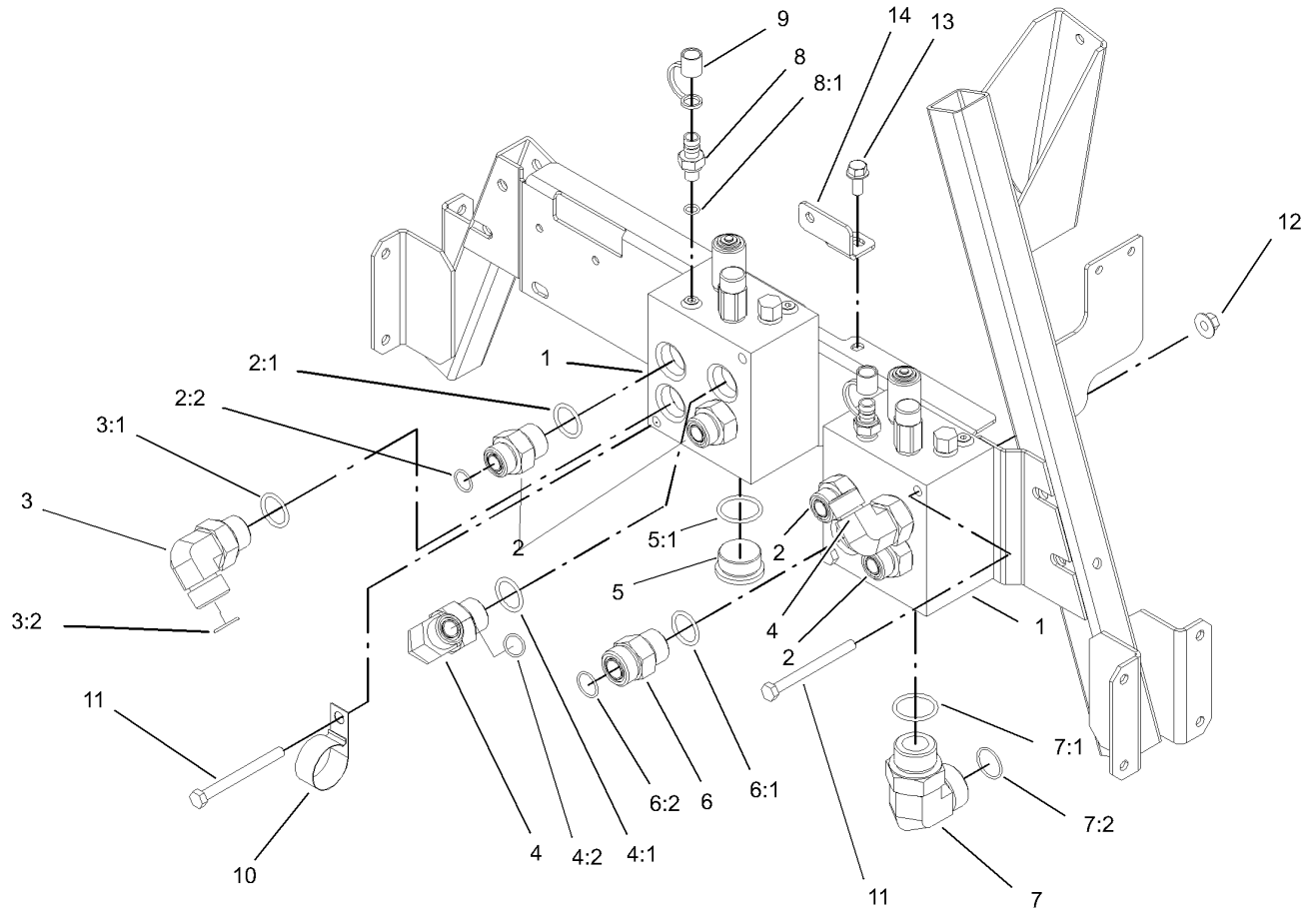
Ref	Part No.	Qty.	Description
2	93-7592	2	Tread-Rest, Foot
3	75-0620	1	Tread-Foot, LH
4	104-5223	1	Tread-Foot, RH
6	93-6699	1	Decal-Fast / Slow
7	105-7506	1	Decal-Switch, Key
10	105-9859	6	Seal-Foam
11	105-9860	2	Seal-Foam

--	--	--	--



Roller Support and Access Panel Assembly

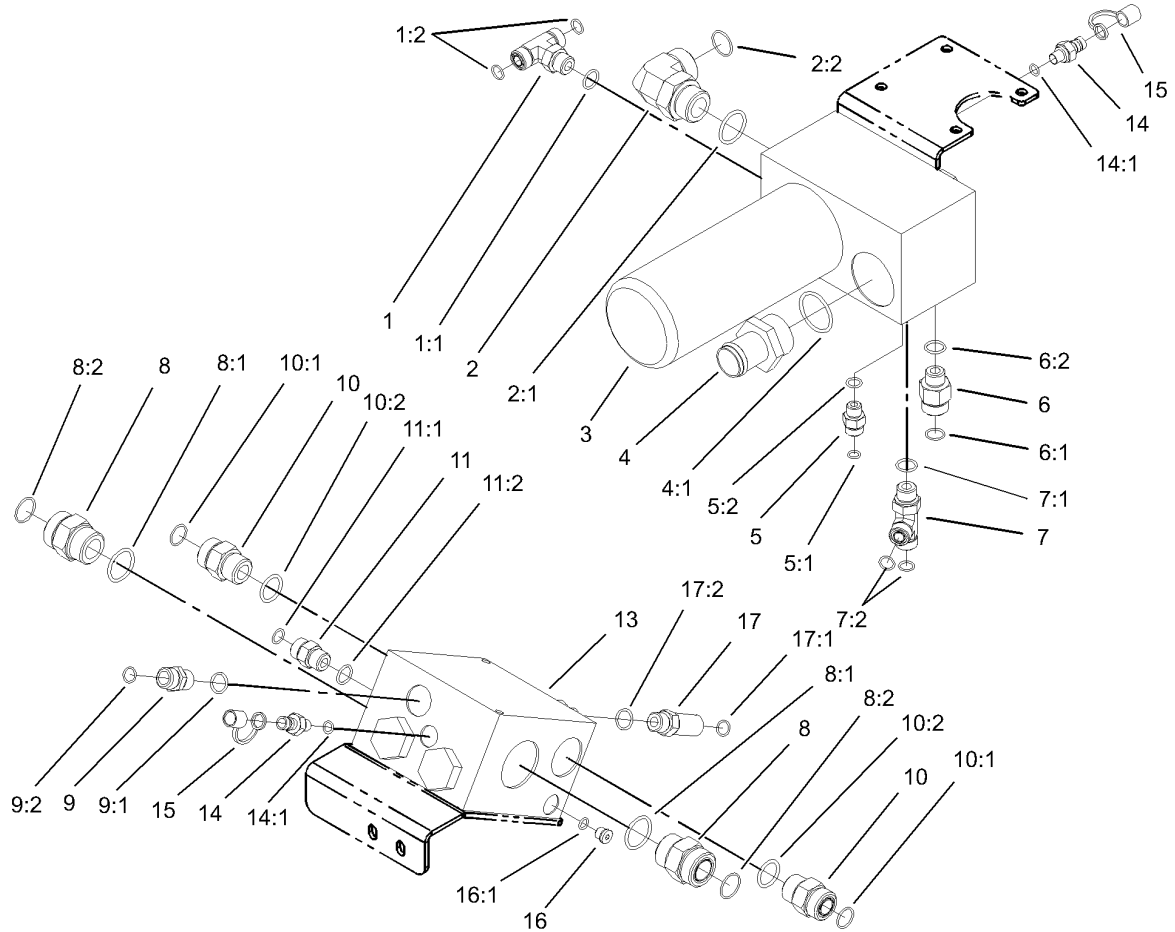
Ref	Part No.	Qty.	Description
1	3234-7	7	Screw-HHF
2	75-0630	1	Tread-Foot, Center
3	75-1410-01	1	Plate-Access, Floor
4	105-9243-01	1	Plate-Access
5	3296-23	4	Nut-Lock, NI
6	105-3996-01	2	Roller Support ASM
7	105-9816	2	Roller-Plastic
8	105-3970	2	Spring-Compression
9	3256-26	2	Washer-Flat
10	3234-38	3	Screw-HHF
11	104-5539-01	1	Roller Support ASM
12	325-22	2	Screw-HH
14	3272-11	4	Pin-Cotter
15	104-5545	2	Shaft-Roller
16	33025-00	1	Nut-Lock
17	87-3470	1	Bumper-Axle, Rear
18	105-9222	1	Decal-Warning, Ce
18	105-3889	1	Decal-Danger
19	325-20	2	Screw-HH



Manifold Assembly

Ref	Part No.	Qty.	Description
1	104-5475	2	Manifold ASM
2	340-8	4	Adapter
2:1	237-65	1	O-Ring
2:2	237-81	1	O-Ring
3	340-142	1	Fitting-HYD, 90 DEG
3:1	237-58	1	O-Ring
3:2	237-81	1	O-Ring
4	340-139	2	Fitting-HYD, 90 DEG
4:1	237-81	1	O-Ring
4:2	237-65	1	O-Ring
5	105-3921	1	Fitting-Plug
5:1	237-146	1	O-Ring
6	340-9	1	Fitting-HYD, Straight
6:1	237-58	1	O-Ring
6:2	237-81	1	O-Ring
7	340-129	1	Fitting-HYD, 90 DEG
7:1	237-146	1	O-Ring
7:2	340-65	1	O-Ring
8	354-77	2	Fitting-Quick
8:1	237-78	1	O-Ring
9	354-79	2	Cap-Dust
10	2412-150	1	J-Clip
11	322-22	4	Screw-HH
12	32128-44	5	Nut

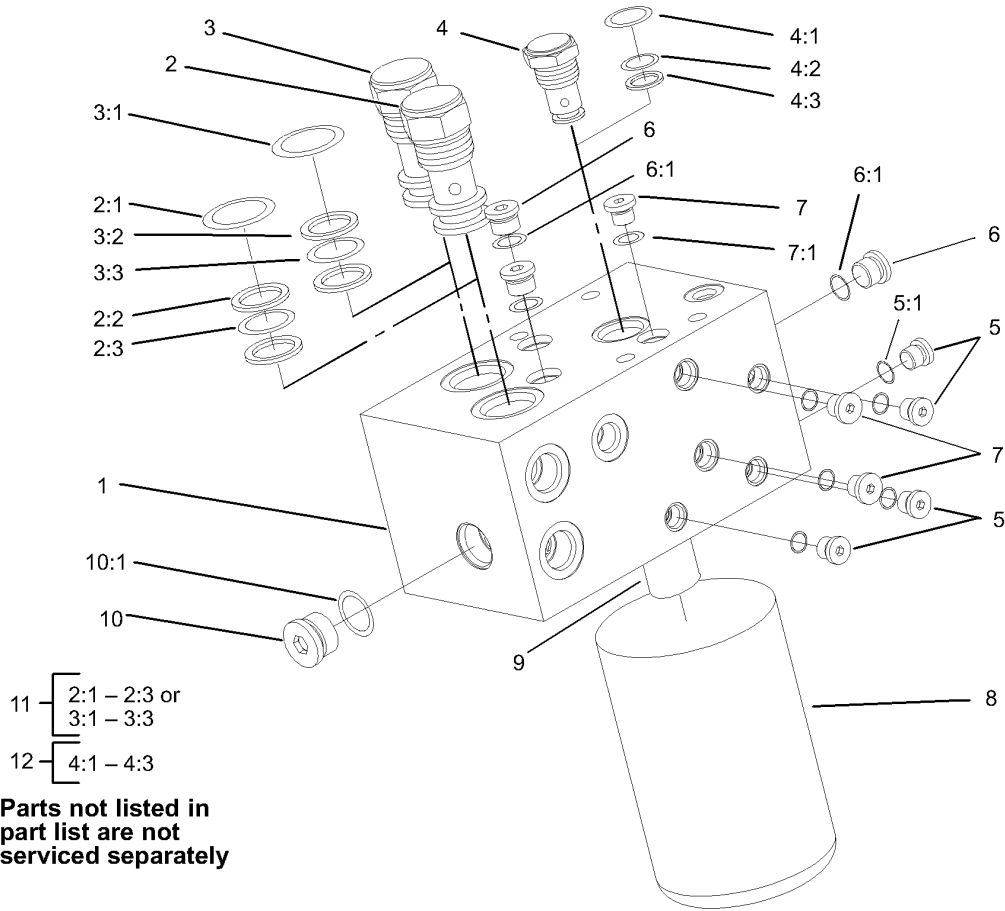
Ref	Part No.	Qty.	Description
13	3234-5	1	Screw-HHF
14	104-5487	1	Bracket-L



4 Wheel Drive Manifold and Filter Assembly

Ref	Part No.	Qty.	Description
1	340-157	1	Fitting-HYD, Tee
1:1	237-79	1	O-Ring
1:2	237-30	2	O-Ring
2	340-129	1	Fitting-HYD, 90 DEG
2:1	237-146	1	O-Ring
2:2	340-65	1	O-Ring
3	100-5558	1	Manifold-Filter
4	104-5480	1	Fitting-Hose, Straight
4:1	237-123	1	O-Ring
5	340-2	1	Fitting-Straight, HYD
5:1	237-22	1	O-Ring
5:2	237-42	1	O-Ring
6	340-155	1	Fitting-HYD, Straight
6:1	237-79	1	O-Ring
6:2	237-151	1	O-Ring
7	340-98	1	Fitting-HYD, 90 DEG
7:1	237-79	1	O-Ring
7:2	237-30	1	O-Ring
8	104-3797	2	Fitting-HYD, Straight
8:1	237-146	1	O-Ring
8:2	340-65	1	O-Ring
9	100-4890	1	Fitting-Check
9:1	237-79	1	O-Ring
9:2	237-30	1	O-Ring

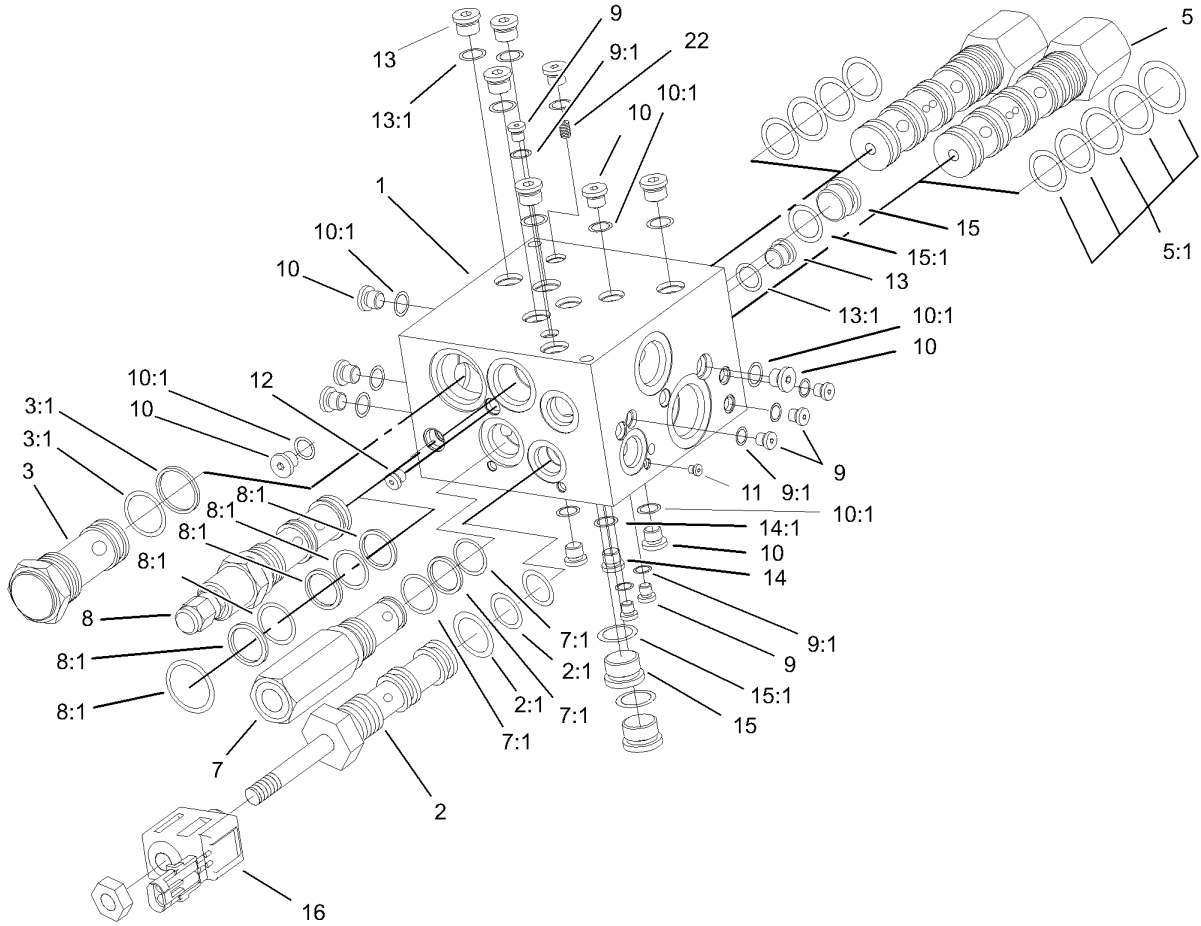
Ref	Part No.	Qty.	Description
10	340-9	2	Fitting-HYD, Straight
10:1	237-58	1	O-Ring
10:2	237-81	1	O-Ring
11	340-4	1	Fitting-HYD, Straight
11:1	237-30	1	O-Ring
11:2	237-79	1	O-Ring
13	105-9875	1	4Wd Manifold ASM
14	354-77	2	Fitting-Quick
14:1	237-78	1	O-Ring
15	354-79	2	Cap-Dust
16	353-990	1	Plug
16:1	237-78	1	O-Ring
17	94-2628	1	Adapter-HYD
17:1	237-79	1	O-Ring
17:2	237-30	1	O-Ring



Filter Manifold Assembly No. 100-5558

Ref	Part No.	Qty.	Description
①		1	Manifold
2	104-4292	1	Valve-Check
3	104-4293	1	Valve-Check
4	104-4294	1	Valve-Check
5	353-990	4	Plug
5:1	237-78	1	O-Ring
6	353-989	3	Plug-Hex, Hollow
6:1	237-42	1	O-Ring
7	354-137	1	Plug
7:1	237-86	1	O-Ring
8	94-2621	1	Element-Filter
②		1	Nipple-Filter
9		1	Nipple-Filter
10	354-70	1	Plug-Hex, Hollow
10:1	237-80	1	O-Ring
11	99-5504	2	Seal Kit
12	99-5503	1	Seal Kit

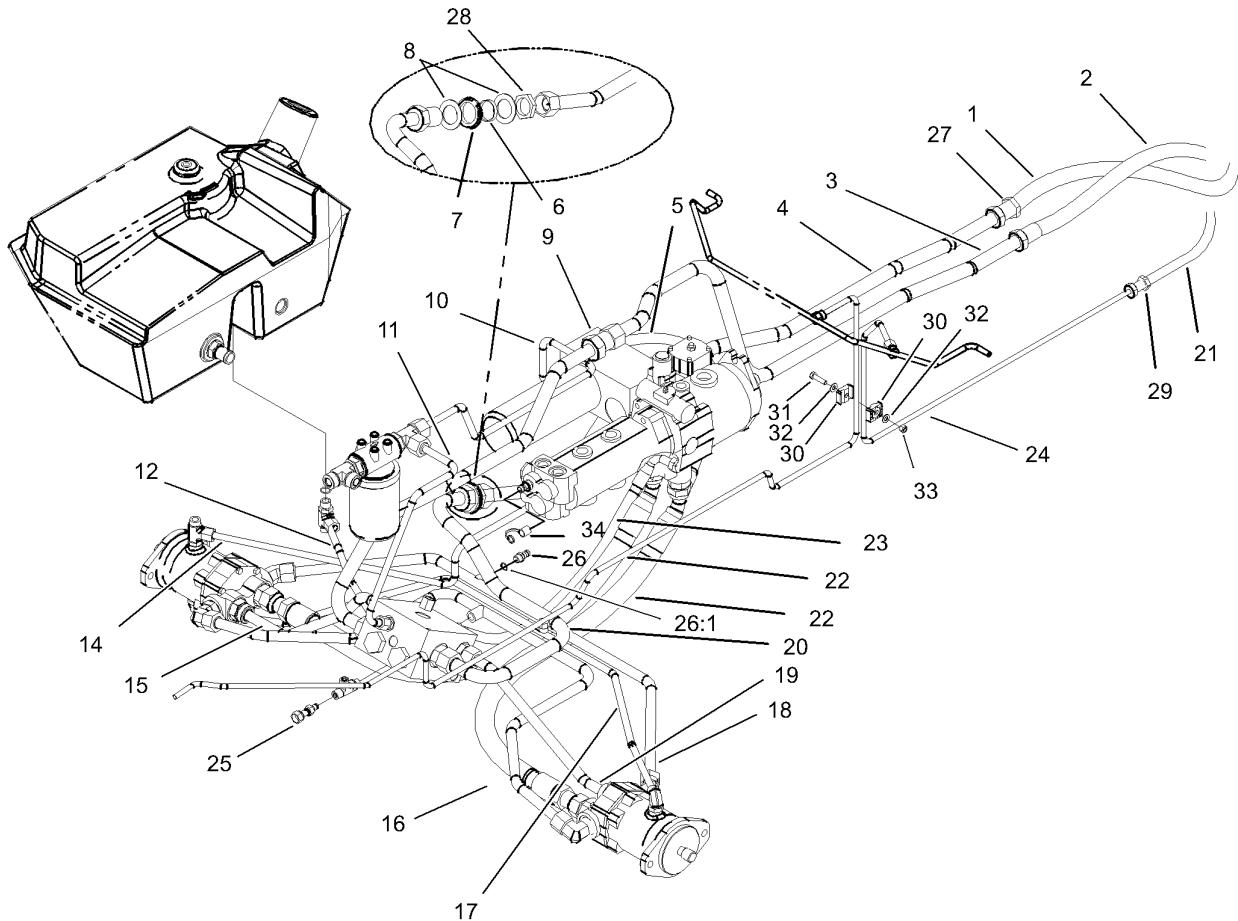
--	--	--	--



4 Wheel Drive Manifold Assembly No. 105-9875

Ref	Part No.	Qty.	Description
1		1	Manifold
2	104-8603	1	Valve-Solenoid
2:1	99-5505	1	Seal Kit
3	104-8604	1	Valve-Check
3:1	99-5506	1	Seal Kit
5	104-8605	2	Valve-Control
5:1	99-5507	1	Seal Kit
7	105-9847	1	Valve-Relief
7:1	99-5503	1	Seal Kit
8	105-9848	1	Valve-Reducing
8:1	104-4266	1	Seal Kit
9	353-991	7	Plug-Hex, Hollow
9:1	237-156	1	O-Ring
10	354-137	8	Plug
10:1	237-86	1	O-Ring
11		5	Plug-Expander
12		5	Plug-Expander
13	353-989	6	Plug-Hex, Hollow
13:1	237-42	1	O-Ring
14	353-990	3	Plug
14:1	237-78	1	O-Ring
15	354-70	3	Plug-Hex, Hollow
15:1	237-80	1	O-Ring
16	104-4264	1	Coil-Solenoid

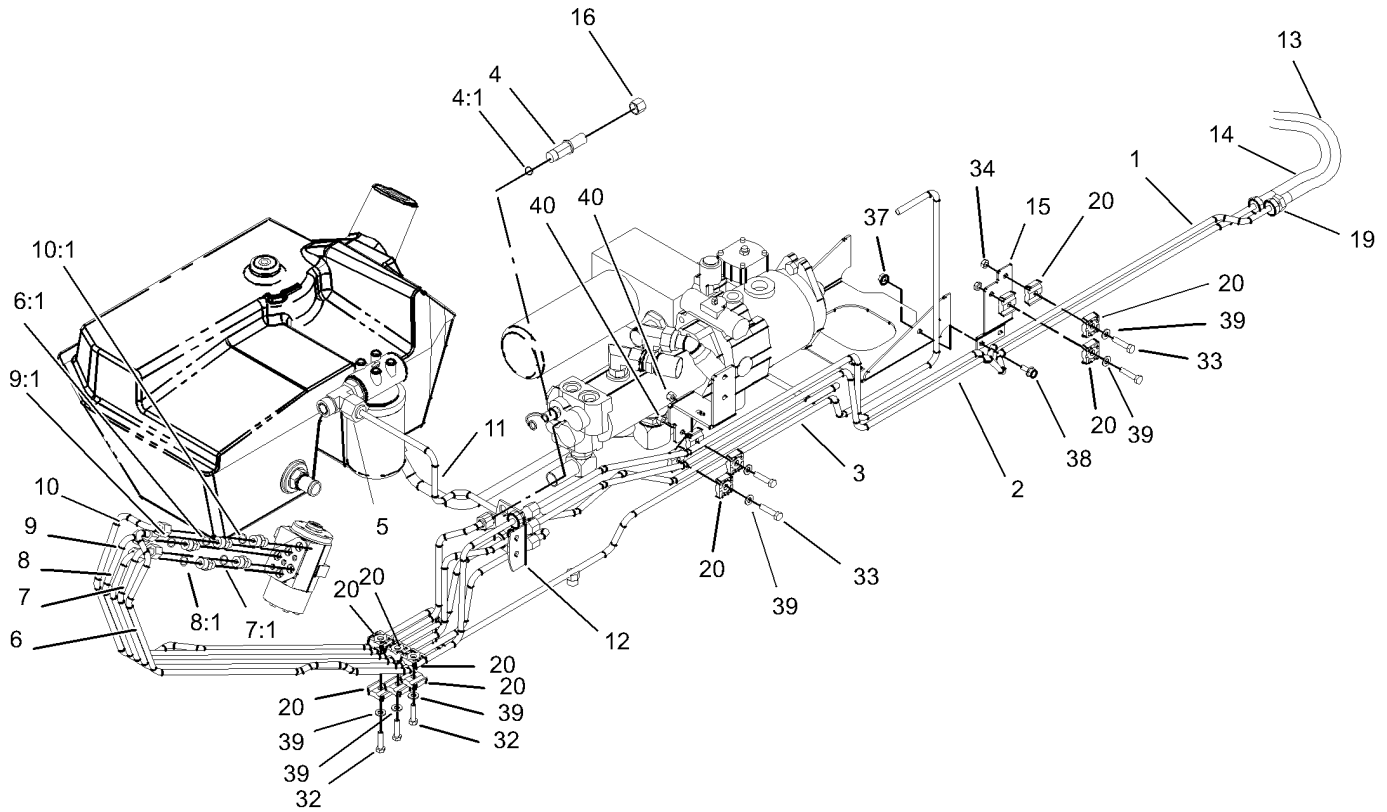
Ref	Part No.	Qty.	Description
22	106-6766	1	Plug-Orifice



Traction Hydraulic Line Assembly

Ref	Part No.	Qty.	Description
1	92-7536	1	Hose ASM
2	105-9818	1	Hose ASM
3	104-5476	1	Tube ASM
●3:1	340-65	1	O-Ring
4	104-5478	1	Tube ASM
●4:1	340-65	1	O-Ring
5	105-3864	1	Hose ASM
6	69-8950	2	Spacer
7	240-2	2	Grommet-Rubber
8	69-8920	4	Washer
9	104-5472	1	Tube ASM
●9:1	340-65	1	O-Ring
10	105-3861	1	Tube ASM
11	105-3915	1	Tube ASM
12	104-5489	1	Tube ASM
14	105-3866	1	Tube ASM
15	104-5470	1	Tube ASM
16	105-3984	1	Tube ASM
17	105-3865	1	Tube ASM
18	104-5462	1	Tube ASM
19	104-5468	1	Tube ASM
20	104-5473	1	Tube ASM
●20:1	340-65	1	O-Ring
21	92-7534	1	Hose ASM

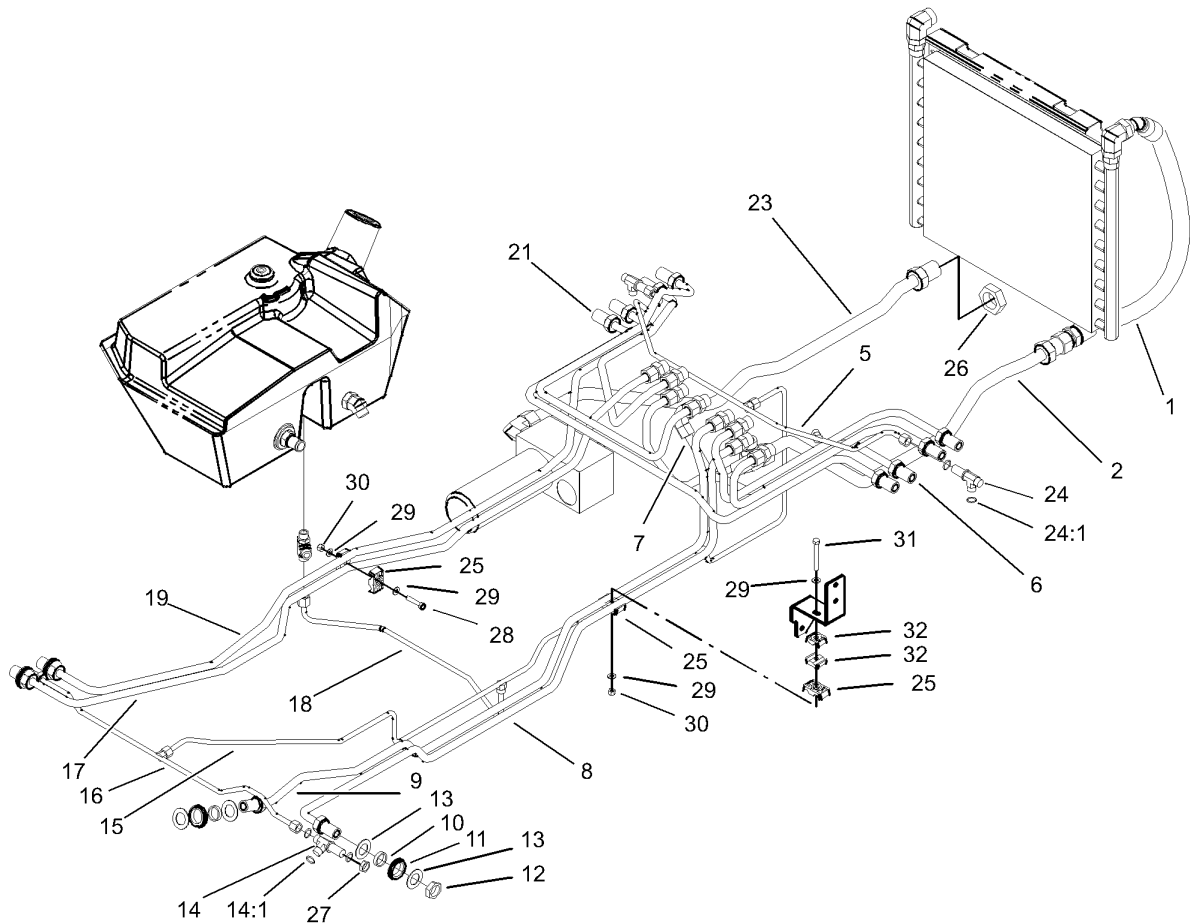
Ref	Part No.	Qty.	Description
22	104-5464	2	Hose ASM
23	105-3985	1	Hose ASM
24	105-9863	1	Tube-HYD
●24:1	237-22	1	O-Ring
25	86-5480	1	Nipple-Test
26	59-7410	1	Tip-Nipple, Diagnostic
26:1	237-42	1	O-Ring
27	340-126	2	Nut-Bulkhead
28	340-128	2	Nut-Bulkhead
29	340-70	1	Nut-Lock
30	56-7973	2	Clamp-Tube
31	322-6	1	Screw-HH
32	3256-23	2	Washer-Flat
33	3296-29	1	Nut-Lock, NI
34	354-79	2	Cap-Dust



Steering Hydraulic Line Assembly

Ref	Part No.	Qty.	Description
1	105-3871	1	Tube ASM
1:1	237-22	1	O-Ring
2	105-3870	1	Tube ASM
2:1	237-22	1	O-Ring
3	105-3887	1	Tube ASM
4	340-68	1	Fitting-Tee, Bulkhead
4:1	237-22	3	O-Ring
5	105-3886	1	Tube ASM
6	94-3060	1	HYD Tube ASM
6:1	237-22	1	O-Ring
7	94-3071	1	HYD Tube ASM
7:1	237-22	1	O-Ring
8	94-3059	1	HYD Tube ASM
8:1	237-22	1	O-Ring
9	94-3061	1	HYD Tube ASM
9:1	237-22	1	O-Ring
10	94-3062	1	HYD Tube ASM
11	104-5485	1	Tube ASM
12	92-7606-03	1	Bracket-Bulkhead
13	105-9817	1	Hose ASM
14	92-7539	1	Hose ASM
15	105-3873-03	1	Bracket-Mount, Clamp
16	340-117	1	Cap
19	340-70	7	Nut-Lock

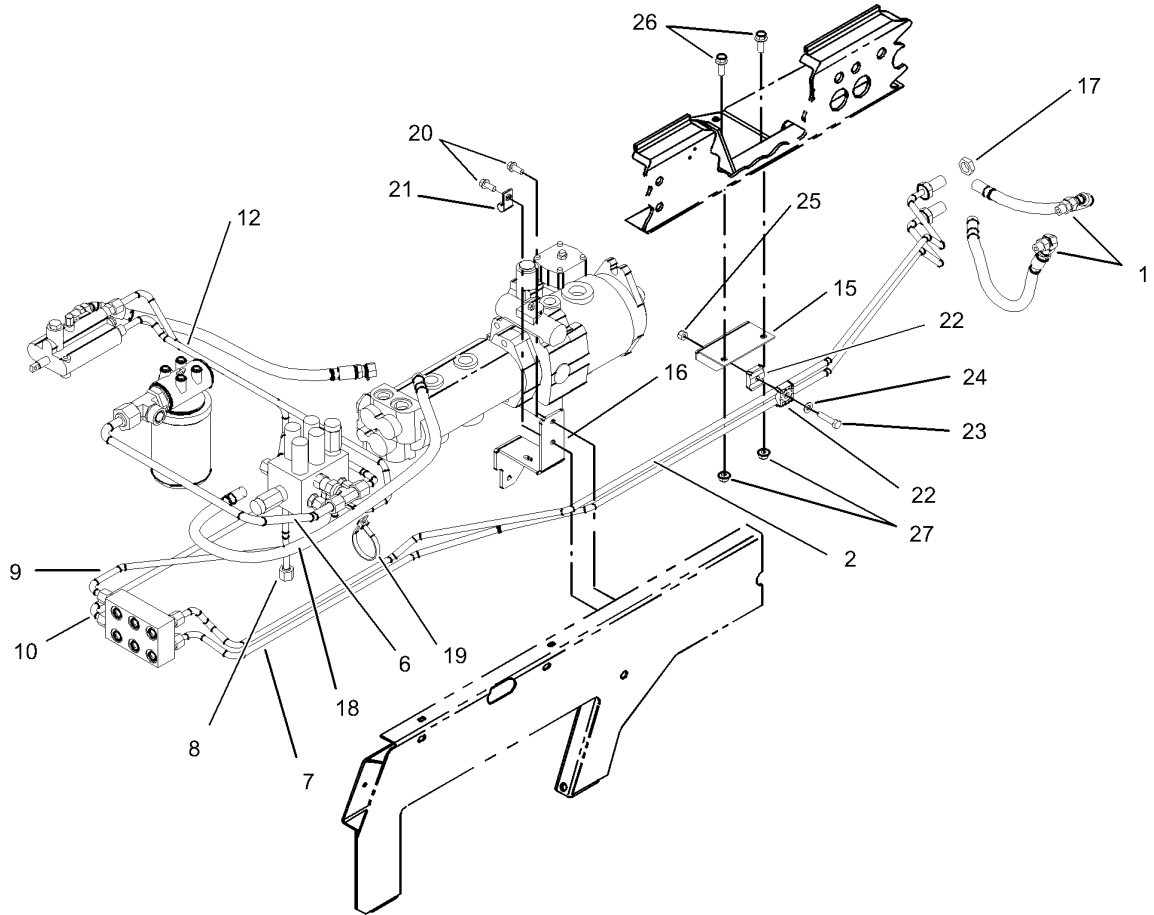
Ref	Part No.	Qty.	Description
20	56-7973	14	Clamp-Tube
31	32144-11	2	Screw-HWHTF
32	322-6	3	Screw-HH
33	322-7	4	Screw-HH
34	3296-47	1	Nut-Lock, NI
37	32128-20	2	Nut-HF
38	3234-5	7	Screw-HHF
39	3256-23	7	Washer-Flat
40	3296-29	4	Nut-Lock, NI



Mow Block Hydraulic Line Assembly

Ref	Part No.	Qty.	Description
1	104-5483	2	Hose ASM
2	104-5488	1	Tube ASM
●2:1	340-65	1	O-Ring
5	105-9862	1	Tube ASM
5:1	237-22	2	O-Ring
6	105-3895	1	Tube ASM
●6:1	237-65	1	O-Ring
7	105-3885	1	Tube ASM
8	105-3893	1	Tube ASM
●8:1	237-65	1	O-Ring
9	105-3894	1	Tube ASM
●9:1	237-65	1	O-Ring
10	69-9000	9	Spacer
11	240-3	9	Grommet-Rubber
12	340-74	9	Locknut-Bulkhead
13	69-9010	18	Washer
14	340-68	1	Fitting-Tee, Bulkhead
14:1	237-22	3	O-Ring
15	105-3914	1	Tube ASM
●15:1	237-22	1	O-Ring
16	105-3913	1	Tube ASM
●16:1	237-22	2	O-Ring
17	105-3902	1	Tube ASM
●17:1	237-65	1	O-Ring

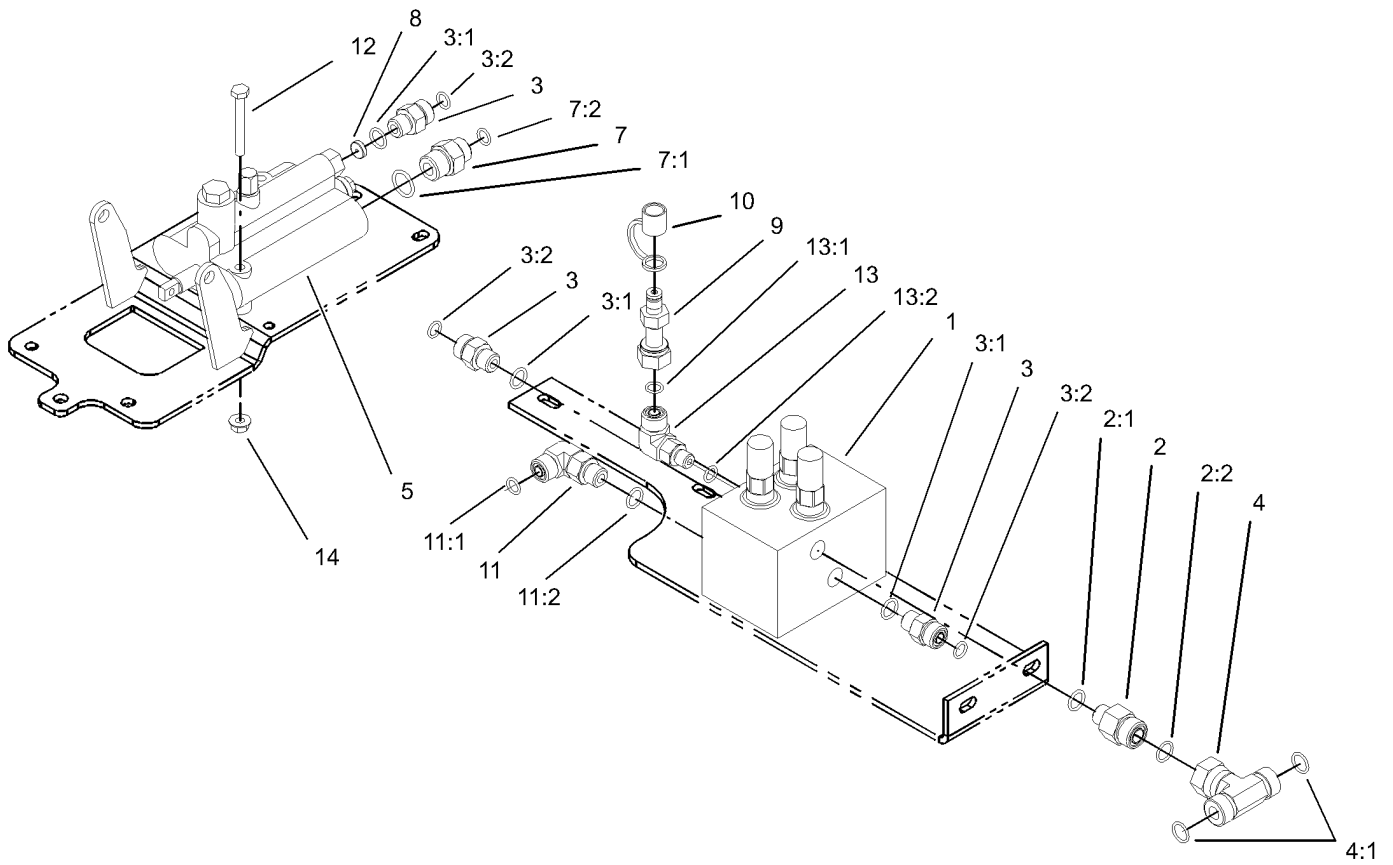
Ref	Part No.	Qty.	Description
18	105-3911	1	Tube ASM
19	105-3901	1	Tube ASM
●19:1	237-65	2	O-Ring
21	105-3900	1	Tube ASM
●21:1	237-65	2	O-Ring
23	104-5481	1	Tube ASM
●23:1	340-65	1	O-Ring
24	340-154	2	Union-Bulkhead
24:1	237-22	2	O-Ring
25	56-7971	4	Clamp-Tube
26	340-128	2	Nut-Bulkhead
27	340-70	1	Nut-Lock
28	322-8	1	Screw-HH
29	3256-23	4	Washer-Flat
30	3296-29	2	Nut-Lock, NI
31	322-13	1	Screw-HH
32	56-7973	2	Clamp-Tube



Lift Hydraulic Line Assembly

Ref	Part No.	Qty.	Description
1	105-9238	4	Hose ASM
2	105-3988	1	Tube ASM
2:1	237-22	1	O-Ring
6	105-3860	1	Tube ASM
7	105-3989	1	Tube ASM
7:1	237-22	1	O-Ring
8	105-3928	1	Tube ASM
9	105-3916	1	Tube ASM
10	105-3917	1	Tube ASM
12	105-9249	1	Tube ASM
15	105-3990-03	1	Bracket-Support, Tube
16	105-3993-03	1	Bracket-Support, Tube
17	340-70	2	Nut-Lock
18	105-9838	1	Hose ASM
19	3334-945	1	Tie-Cable
20	32144-14	2	Screw-HWH
21	2412-138	1	R-Clamp
22	56-7973	2	Clamp-Tube
23	322-7	1	Screw-HH
24	3256-23	1	Washer-Flat
25	3296-29	1	Nut-Lock, NI
26	3234-11	2	Screw-HHF
27	104-8301	2	Nut-Flange, NI

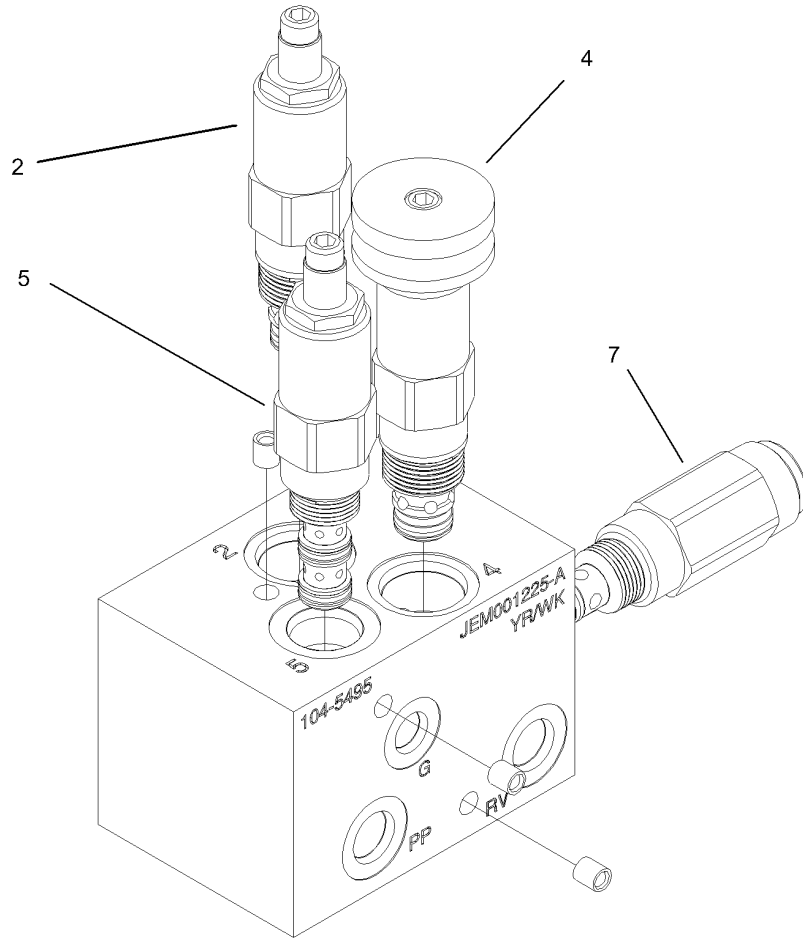
--	--	--	--



Lift Valve and Counter Balance Assembly

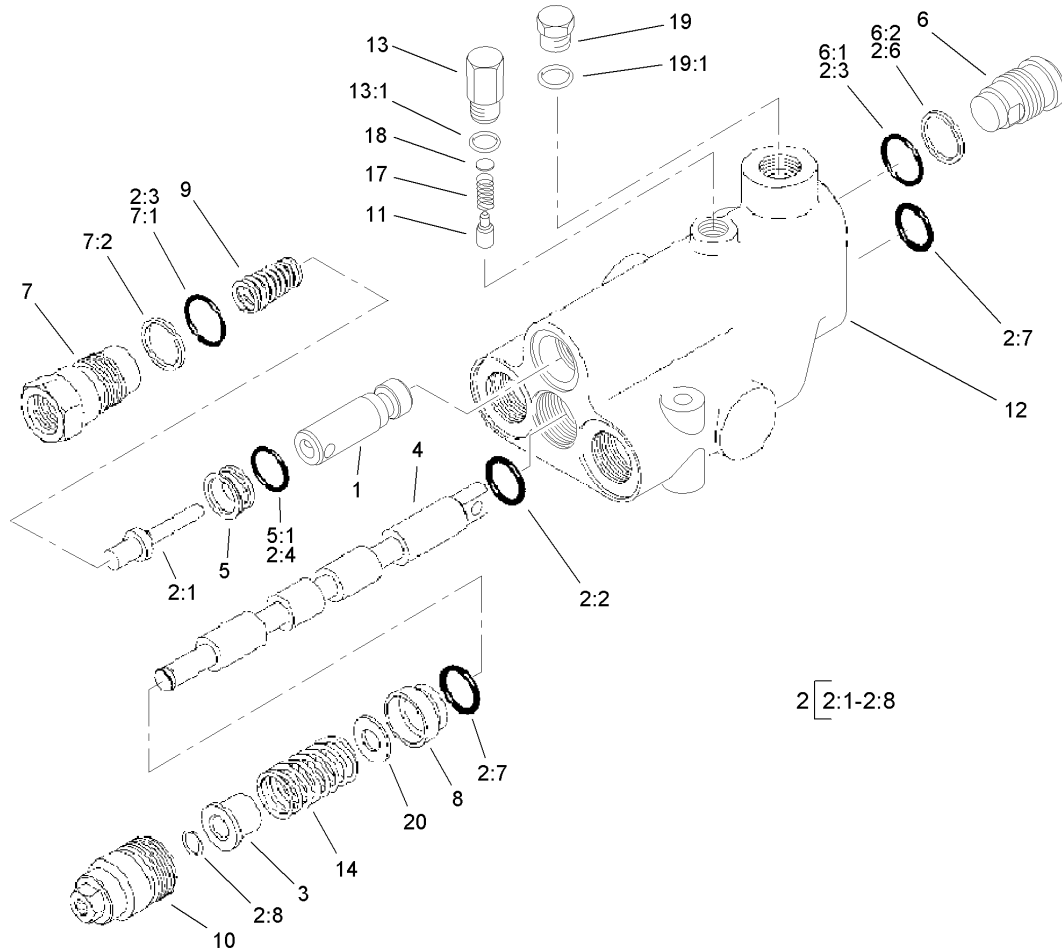
Ref	Part No.	Qty.	Description
1	104-5495	1	Manifold ASM
2	340-5	1	Fitting-Straight
2:1	237-42	1	O-Ring
2:2	237-30	1	O-Ring
3	340-2	3	Fitting-Straight, HYD
3:1	237-22	1	O-Ring
3:2	237-42	1	O-Ring
4	93-6810	1	Fitting-Tee
4:1	237-30	2	O-Ring
5	104-5494	1	Valve-Spool, Single
7	340-3	2	Adapter
7:1	237-22	1	O-Ring
7:2	237-79	1	O-Ring
8	105-9807	1	Orifice
9	86-5480	1	Nipple-Test
10	354-79	1	Cap-Dust
11	340-77	1	Fitting-HYD, 90 DEG
11:1	237-22	1	O-Ring
11:2	237-42	1	O-Ring
12	321-11	2	Screw-HH
13	340-97	1	Fitting-HYD, 90 DEG
13:1	237-22	1	O-Ring
13:2	237-78	1	O-Ring
14	32128-33	2	Nut-HF

--	--	--	--



Manifold Assembly No. 104-5495

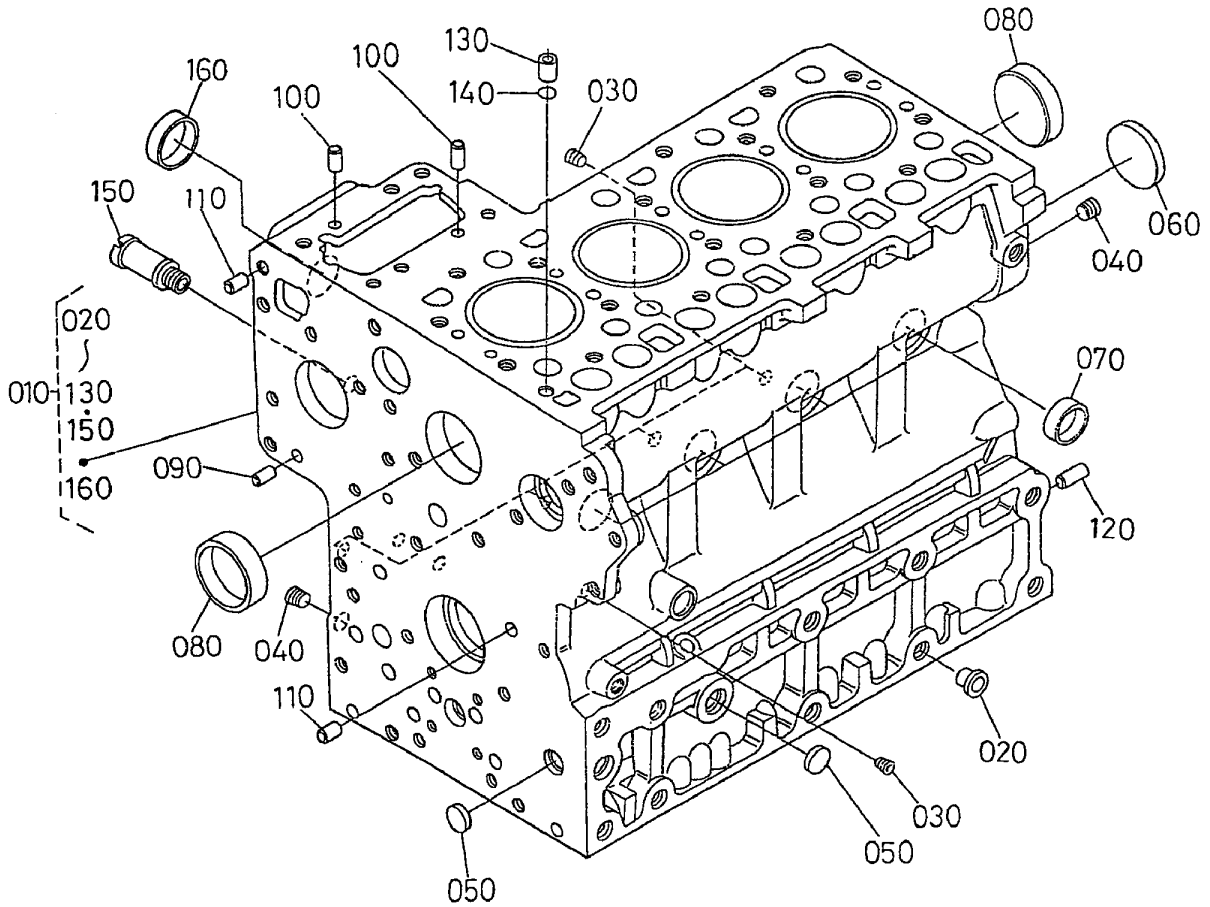
Ref	Part No.	Qty.	Description
2	105-9161	1	Relief-Operated, Pilot
12:1	105-9151	1	Seal Kit
4	105-9162	1	Relief-Operated, Pilot
14:1	105-9151	1	Seal Kit
5	105-9163	1	Valve-Pilot Sequence, EXT
15:1	105-9164	1	Seal Kit
7	105-9844	1	Valve-Relief
17:2	105-9156	1	Seal Kit



Single Spool Valve Assembly No. 104-5494

Ref	Part No.	Qty.	Description
1	84-6420	1	Plunger
2	99-3589	1	Seal Kit
2:1	58-6290	2	Poppet
2:2	58-6320	1	Wiper
2:3	60-5720	2	O-Ring
2:4	58-6340	2	O-Ring
2:5	93-6314	1	O-Ring
2:6	58-6370	2	Washer
2:7	58-6450	2	O-Ring
2:8	58-6460	1	Ring-Retaining
3	58-6310	1	Spacer
4		1	Spool
5	58-6330	1	Seat
5:1	58-6340	1	O-Ring
6	58-6350	1	Plug
6:1	60-5720	1	O-Ring
6:2	58-6370	1	Washer
7	69-1800	1	Plug ASM
7:1	60-5720	1	O-Ring
7:2	58-6370	1	Washer
8	58-6400	1	Bushing
9	69-1810	1	Spring
10	58-6420	1	Cap
11	58-6770	1	Plunger

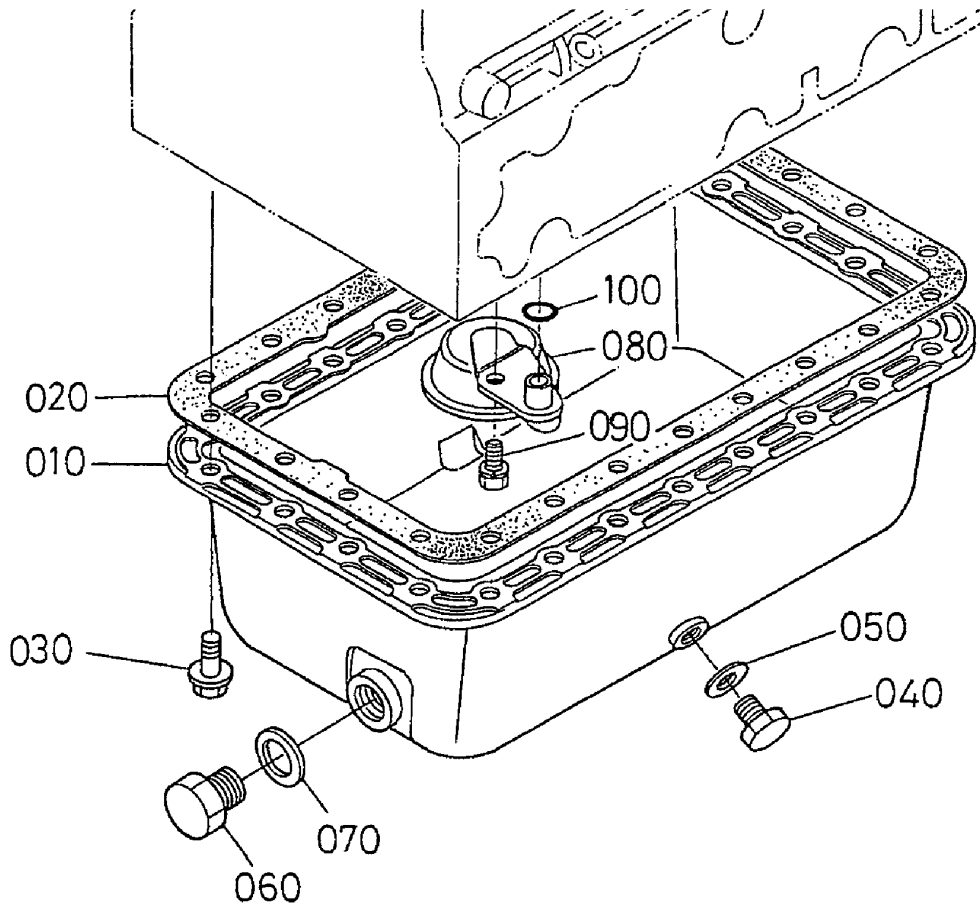
Ref	Part No.	Qty.	Description
12		1	Body
13	58-6780	1	Plug
13:1	58-6790	1	O-Ring
14	58-6730	1	Spring
17	58-6760	1	Spring
18	60-6450	1	Disc
19	353-508	1	Plug
19:1	237-42	1	O-Ring
20	65-2770	1	Washer



Crankcase Assembly

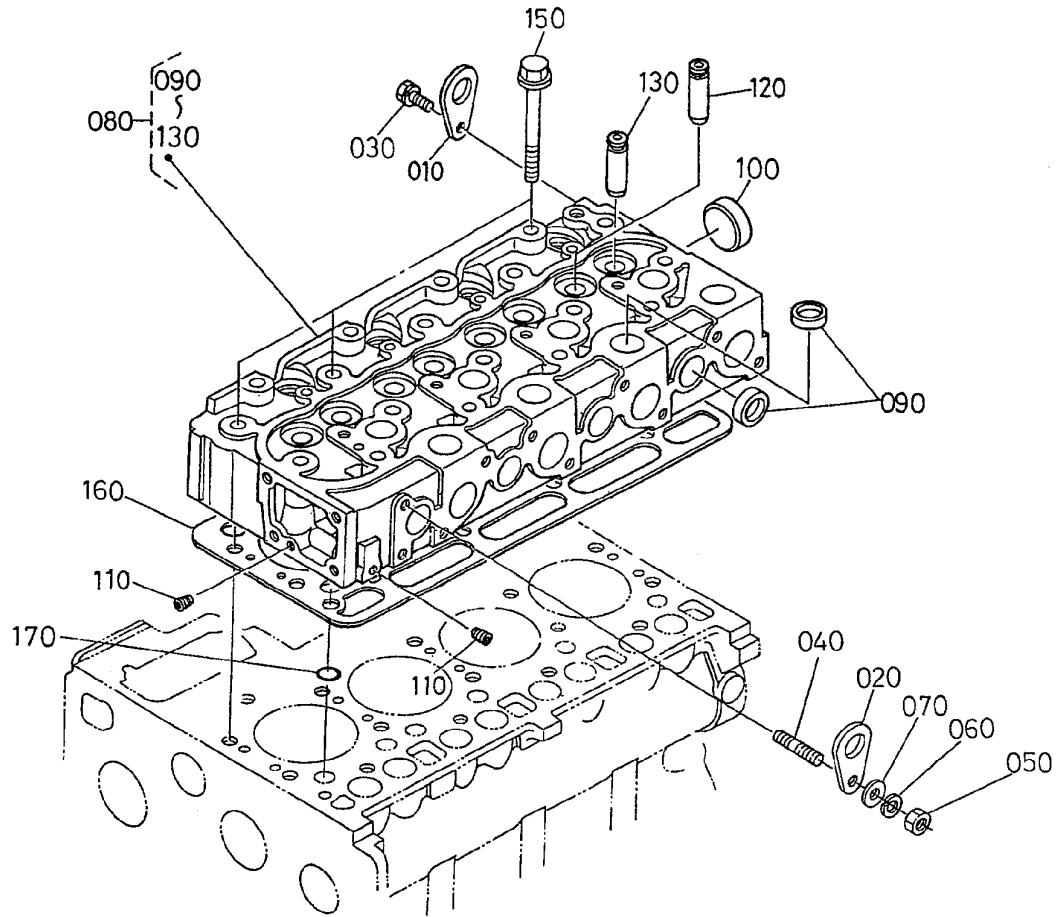
Ref	Part No.	Qty.	Description
010	100-9150	1	Crankcase
020	98-7486	2	Plug
030	98-7487	6	Plug
040	98-7488	2	Plug
050	98-7489	3	Plug
060	98-7490	1	Plug
070	98-7500	6	Cap-Sealing
080	98-7501	2	Cap-Sealing
090	98-7502	2	Pin-Straight
100	98-7503	2	Pin-Straight
110	98-7504	2	Pin-Straight
120	98-7505	1	Pin-Straight
130	98-7506	1	Pin-Pipe
140	98-7509	1	O-Ring
150	100-9153	1	Pipe-Return, Water
160	105-2883	1	Cap-Sealing

--	--	--	--



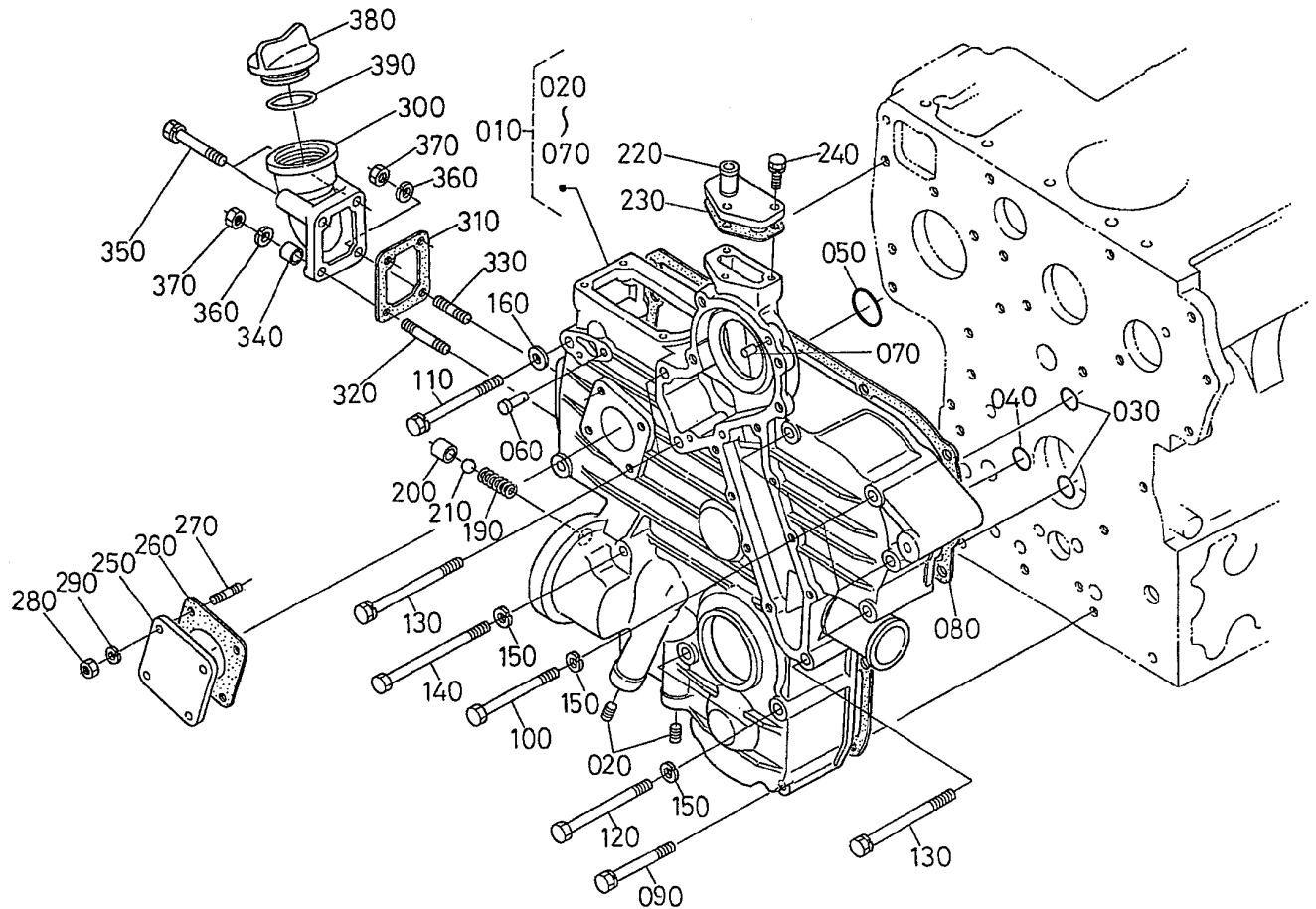
Oil Pan Assembly

Ref	Part No.	Qty.	Description				
010	98-7520	1	Pan-Oil				
020	98-7521	1	Gasket				
030	98-7522	24	Bolt-Flange				
040	98-9386	1	Plug				
050	98-7524	1	Gasket				
060	98-7529	1	Plug-Drain				
070	98-7527	1	O-Ring				
080	98-7525	1	Filter-Oil				
090	98-7526	1	Bolt				
100	98-7528	1	O-Ring				



Cylinder Head Assembly

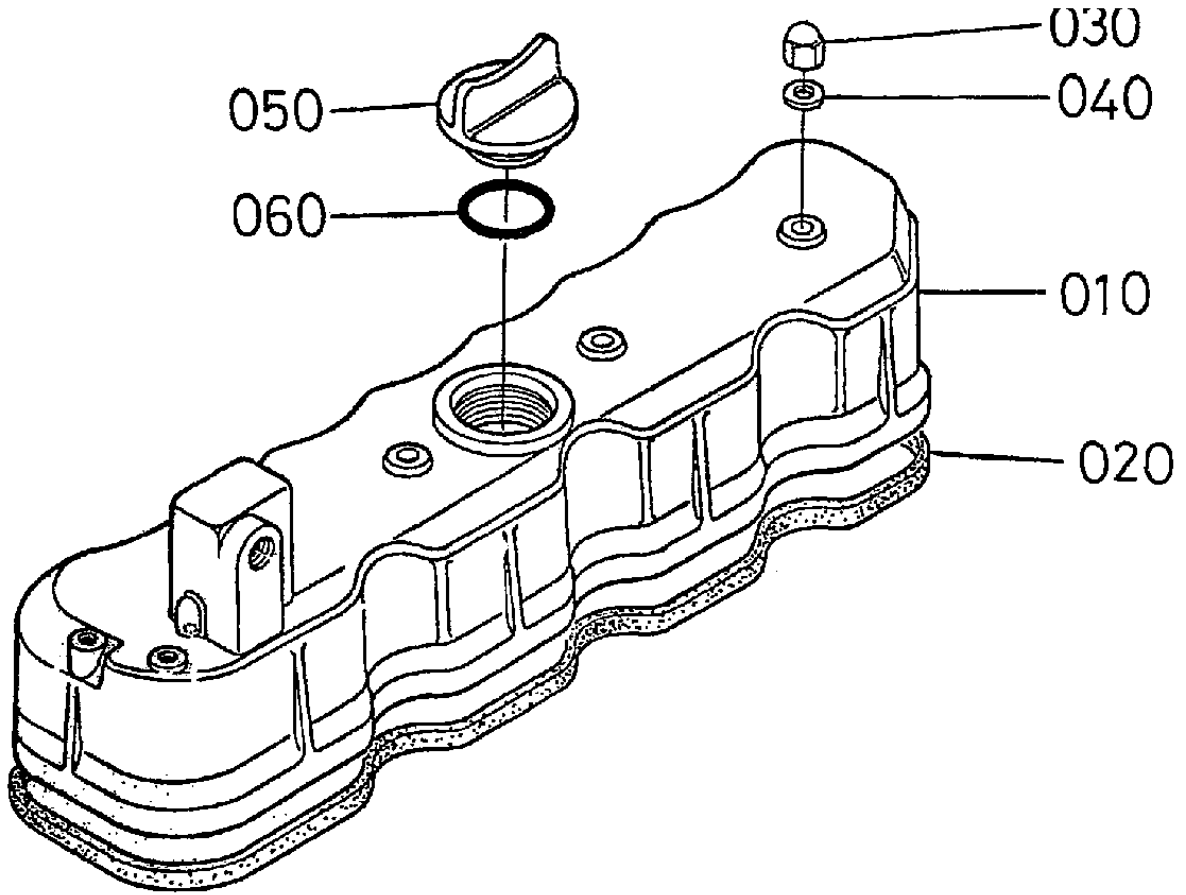
Ref	Part No.	Qty.	Description
010	98-7530	1	Hook-Engine
020	98-7531	1	Hook-Engine
030	98-7526	1	Bolt
040	98-7533	1	Stud
050	100-1559	1	Nut-Manifold, Exhaust
060	99-8339	1	Washer-Spring
070	98-7536	1	Washer-Plain
080	100-9159	1	Head-Cylinder
090	98-7538	12	Cap-Sealing
100	98-7539	1	Cap-Sealing
110	98-7540	2	Plug
120	98-7541	4	Guide-Valve, Intake
130	98-7542	4	Guide-Valve, Exhaust
150	98-7543	18	Bolt-Head, Cylinder
160	100-9160	1	Gasket-Head, Cylinder
170	98-7509	1	O-Ring



Gear Case Assembly

Ref	Part No.	Qty.	Description
010	100-9161	1	Gearcase ASM
020	98-7546	2	Plug
030	98-7547	2	O-Ring
040	98-7548	1	O-Ring
050	98-7549	1	O-Ring
060	98-7550	1	Pin-Spring, Start
070	98-7504	2	Pin-Straight
080	98-7552	1	Packing-Case, Gear
090	98-7553	2	Bolt
100	99-8336	5	Bolt
110	98-7555	1	Bolt
120	98-7556	2	Bolt
130	98-7557	3	Bolt
140	98-7558	2	Bolt
150	99-8339	9	Washer-Spring
160	98-7536	1	Washer-Plain
190	98-7563	1	Spring
200	98-7564	1	Seat-Valve
210	98-7565	1	Ball
220	98-7566	1	Flange-Return, Water
230	98-7567	1	Gasket
240	98-7568	3	Bolt
250	98-7569	1	Cover
260	98-7570	1	Gasket-Unit, H/Meter

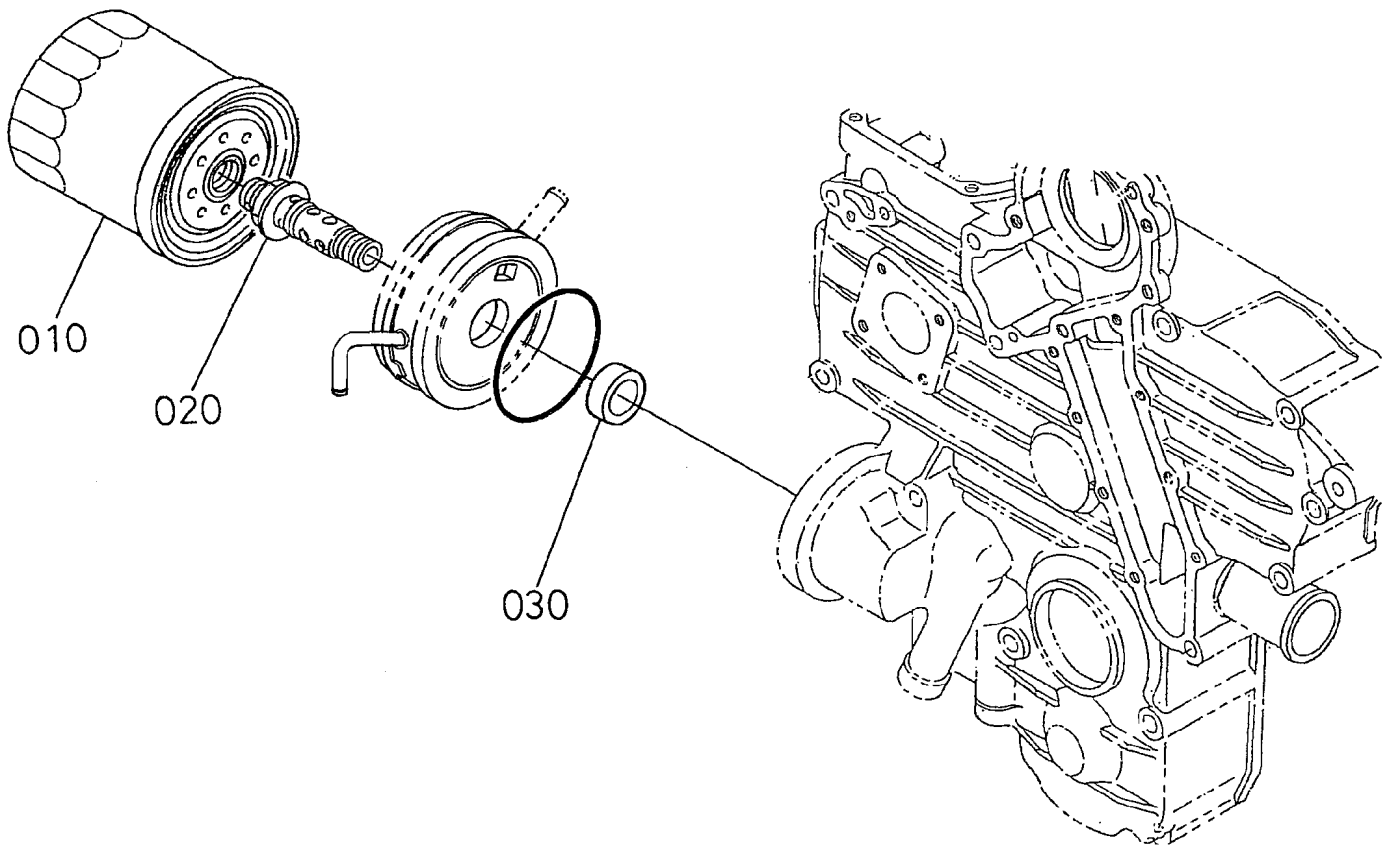
Ref	Part No.	Qty.	Description
270	98-7571	4	Stud
280	98-7572	4	Nut
290	98-7699	4	Washer-Spring
300	100-9162	1	Flange-Filter, Oil
310	100-9163	1	Gasket
320	98-7571	1	Stud
330	100-9164	1	Stud
340	100-9165	1	Collar
350	98-7496	2	Bolt
360	98-7699	2	Washer-Spring
370	98-7572	2	Nut
380	98-7429	1	Plug-Filter, Oil
390	98-7430	1	O-Ring



Head Cover Assembly

Ref	Part No.	Qty.	Description
010	98-7425	1	Cover-Head, Cylinder
020	98-7426	1	Gasket-Cover, Head
030	98-7427	4	Nut-Cap
040	98-7428	4	Gasket
050	98-7429	1	Plug-Filter, Oil
060	98-7430	1	O-Ring

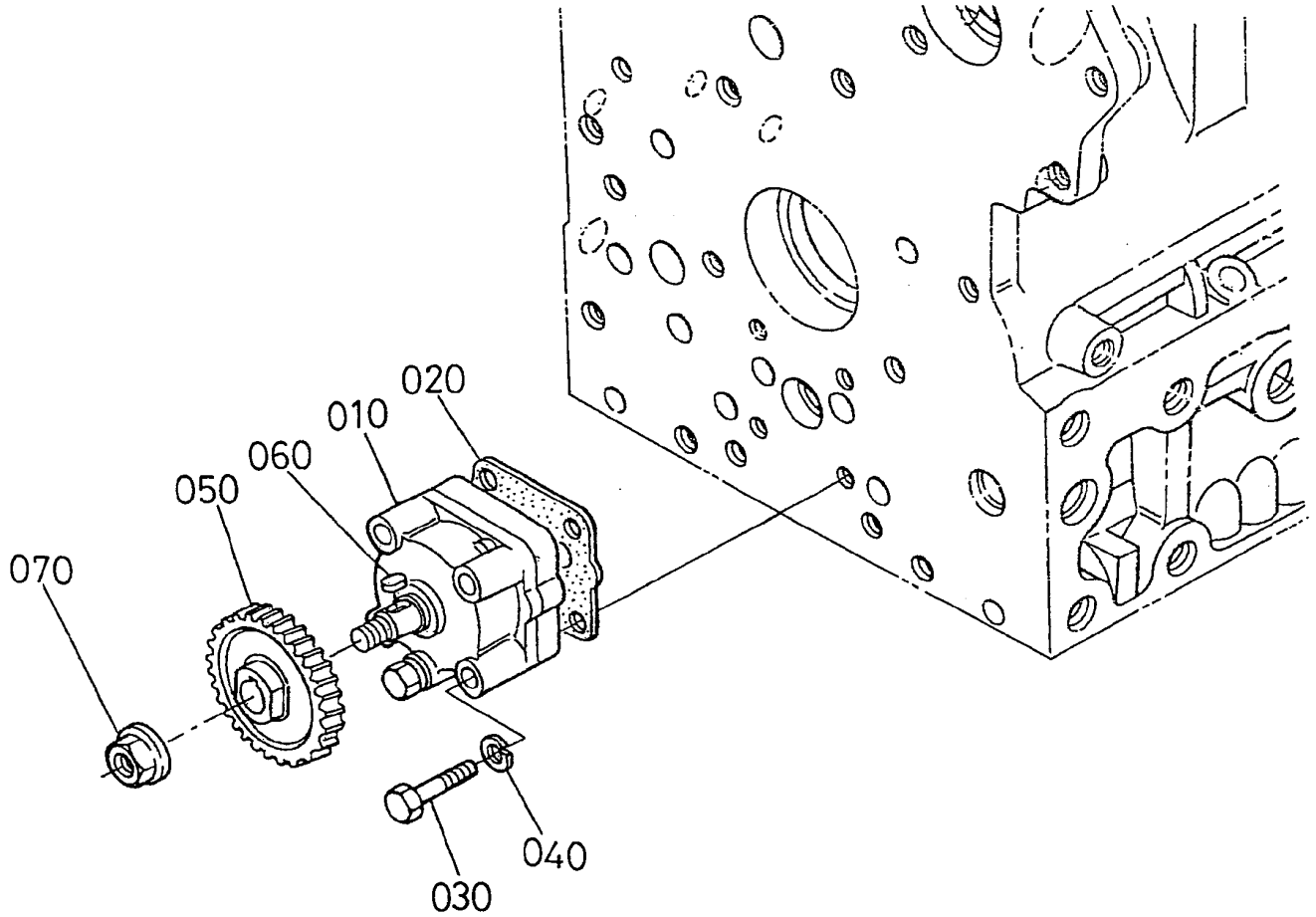
--	--	--	--



Oil Filter Assembly

Ref	Part No.	Qty.	Description
010	98-7431	1	Cartridge-Filter, Oil
020	100-9166	1	Connector
030	100-9167	1	Collar

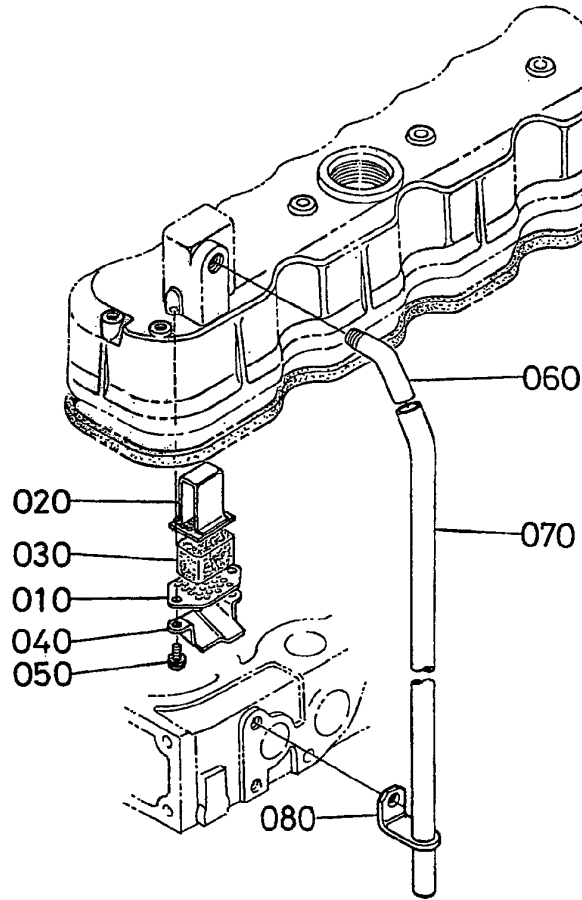
--	--	--	--



Oil Pump Assembly

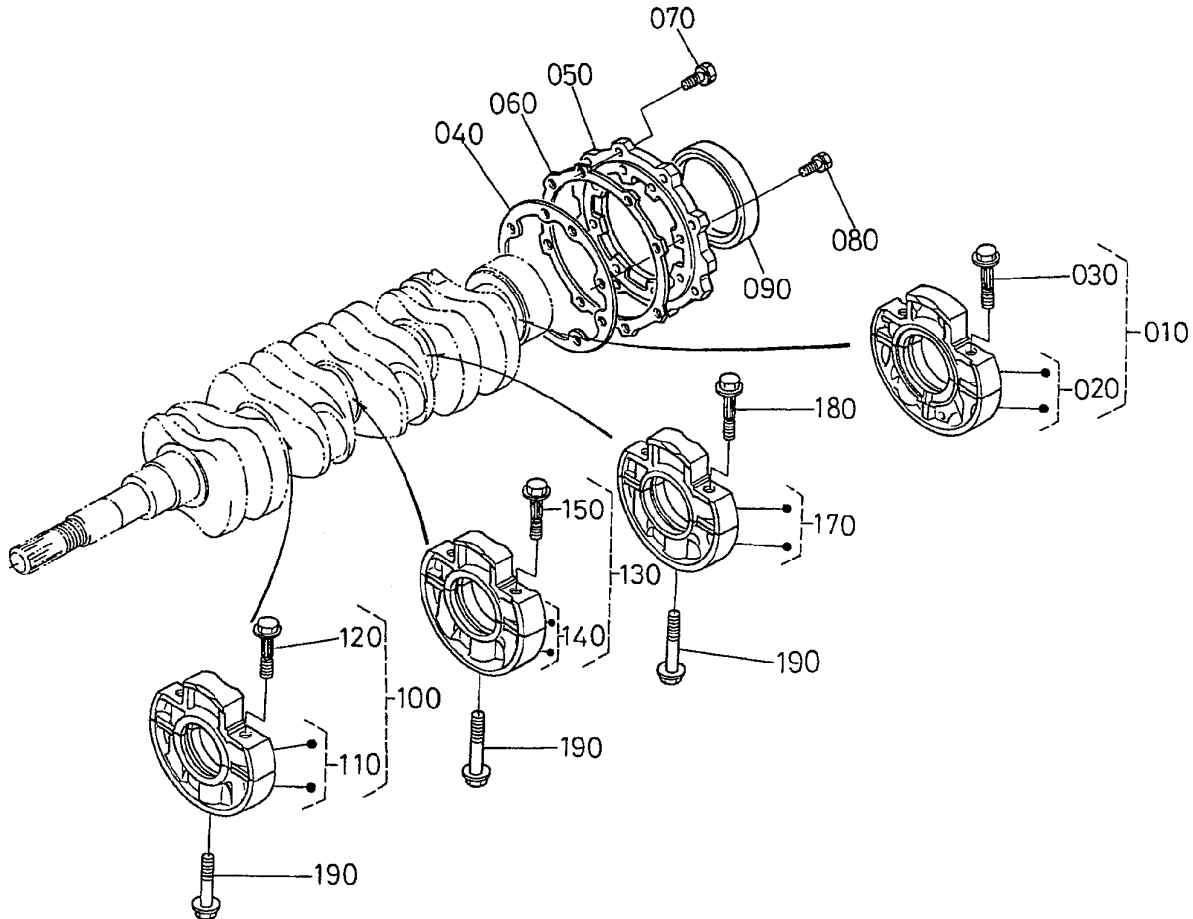
Ref	Part No.	Qty.	Description
010	100-9170	1	Oil Pump ASM
020	98-7513	1	Gasket-Pump, Oil
030	98-7514	4	Bolt
040	98-7699	4	Washer-Spring
050	98-7516	1	Gear-Drive, Oil Pump
060	98-7517	1	Key-Feather
070	98-7518	1	Nut-Flange

--	--	--	--



Breather Assembly

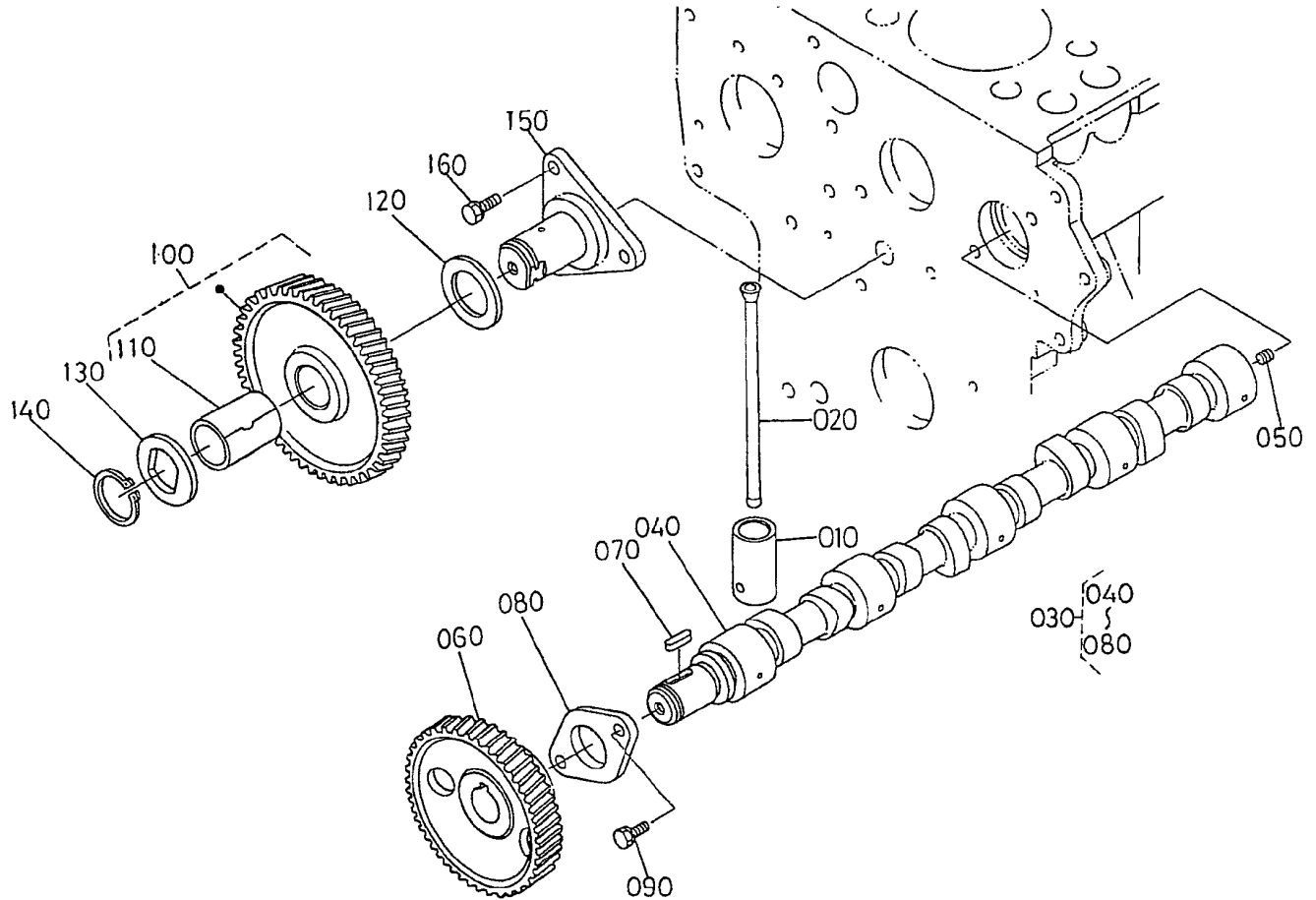
Ref	Part No.	Qty.	Description				
010	98-7417	1	Plate-Element				
020	98-7418	1	Plate-Element				
030	98-7419	1	Element-Breather				
040	98-7420	1	Shield-Breather, Oil				
050	98-7421	2	Screw W/Washer				
060	98-7422	1	Joint-Pipe, Breather				
070	98-7423	1	Pipe-Breather				
080	98-7424	1	Clamp-Pipe				



Main Bearing Case

Ref	Part No.	Qty.	Description
010	100-9172	1	Wheel Bearing Case ASM
020	100-9173	1	Bearing Case ASM
030	98-7434	2	Bolt-Case, Bearing
040	98-7435	1	Gasket-Case, Bearing
050	98-7436	1	Cover-Case, Bearing
060	98-7437	1	Gasket-Case Cover, Bearing
070	98-7438	8	Bolt
080	98-7439	8	Bolt
090	98-7440	1	Seal-Oil
100	100-9174	1	Main Bearing Case ASM
110	100-9175	1	Bearing Case ASM
120	98-7434	2	Bolt-Case, Bearing
130	100-9176	1	Main Bearing Case ASM
140	100-9177	1	Bearing Case ASM
150	98-7434	2	Bolt-Case, Bearing
170	100-9178	1	Bearing Case ASM
180	98-7434	2	Bolt-Case, Bearing
190	98-7444	3	Bolt-Case, Bearing

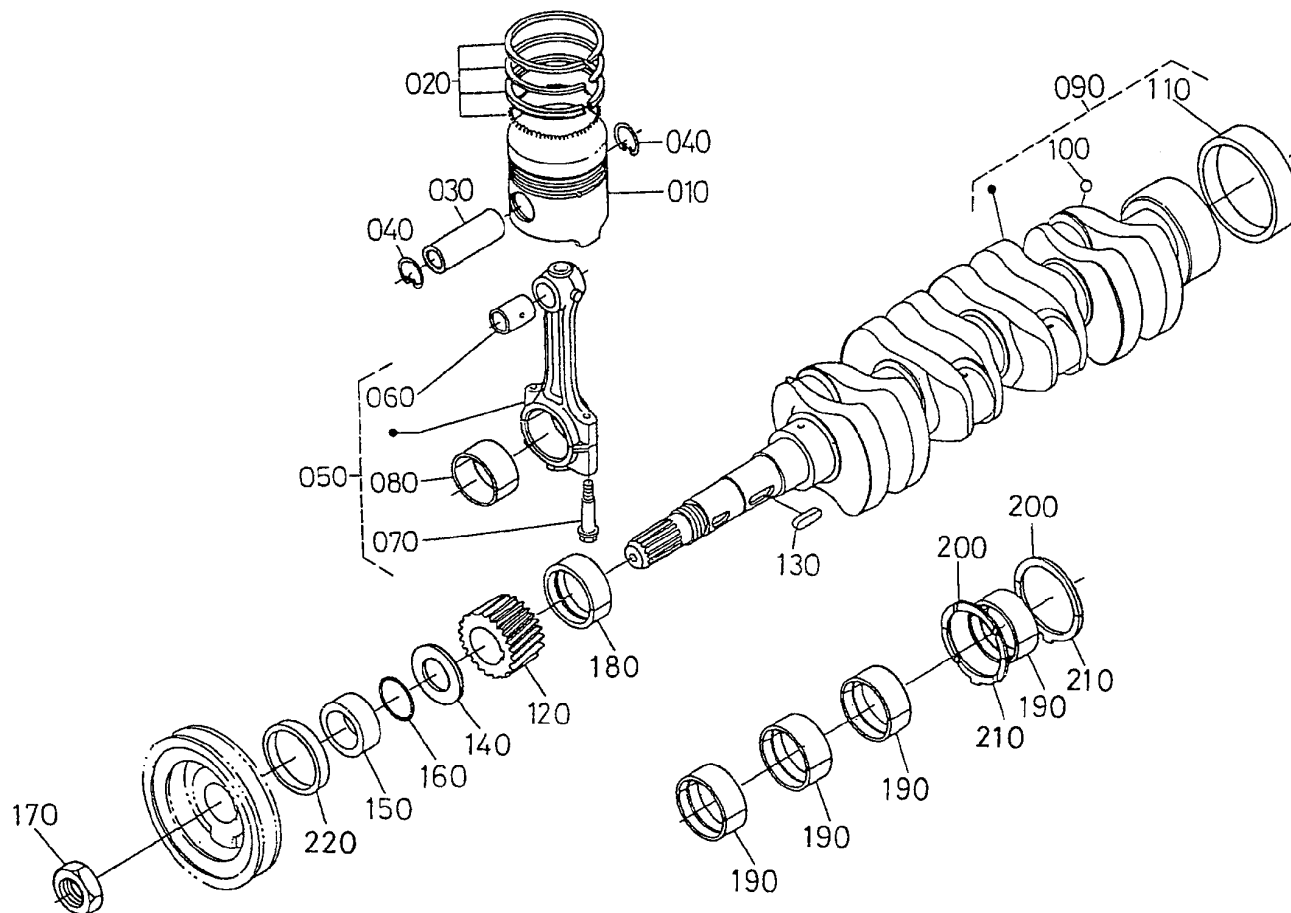
--	--	--	--



Camshaft and Idler Gear Shaft Assembly

Ref	Part No.	Qty.	Description
010	98-7445	8	Tappet
020	98-7446	8	Rod-Push
030	100-9179	1	Camshaft ASM
040	100-9180	1	Camshaft
050	98-7449	1	Screw-Set
060	98-7450	1	Gear-Camshaft
070	98-7451	1	Key-Feather
080	98-7452	1	Stopper-Camshaft
090	98-7453	2	Bolt
100	98-7454	1	Gear-Idler, Complete
110	98-7455	1	Bushing-Gear, Idler
120	98-7456	1	Collar
130	98-7457	1	Collar
140	98-7458	1	Clip-Cir., External
150	98-7459	1	Shaft-Gear, Idler
160	98-7453	3	Bolt

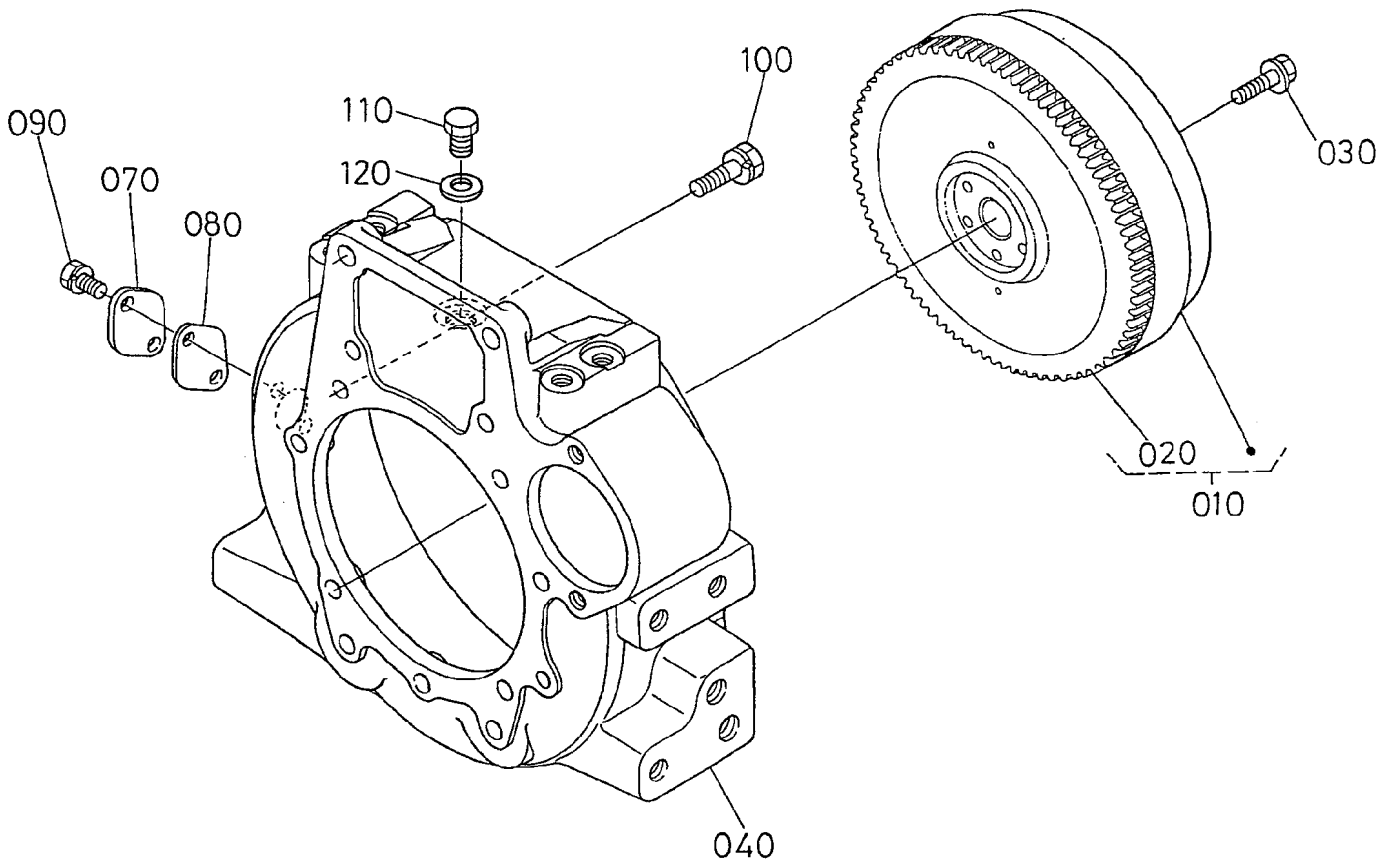
--	--	--	--



Piston and Crankshaft Assembly

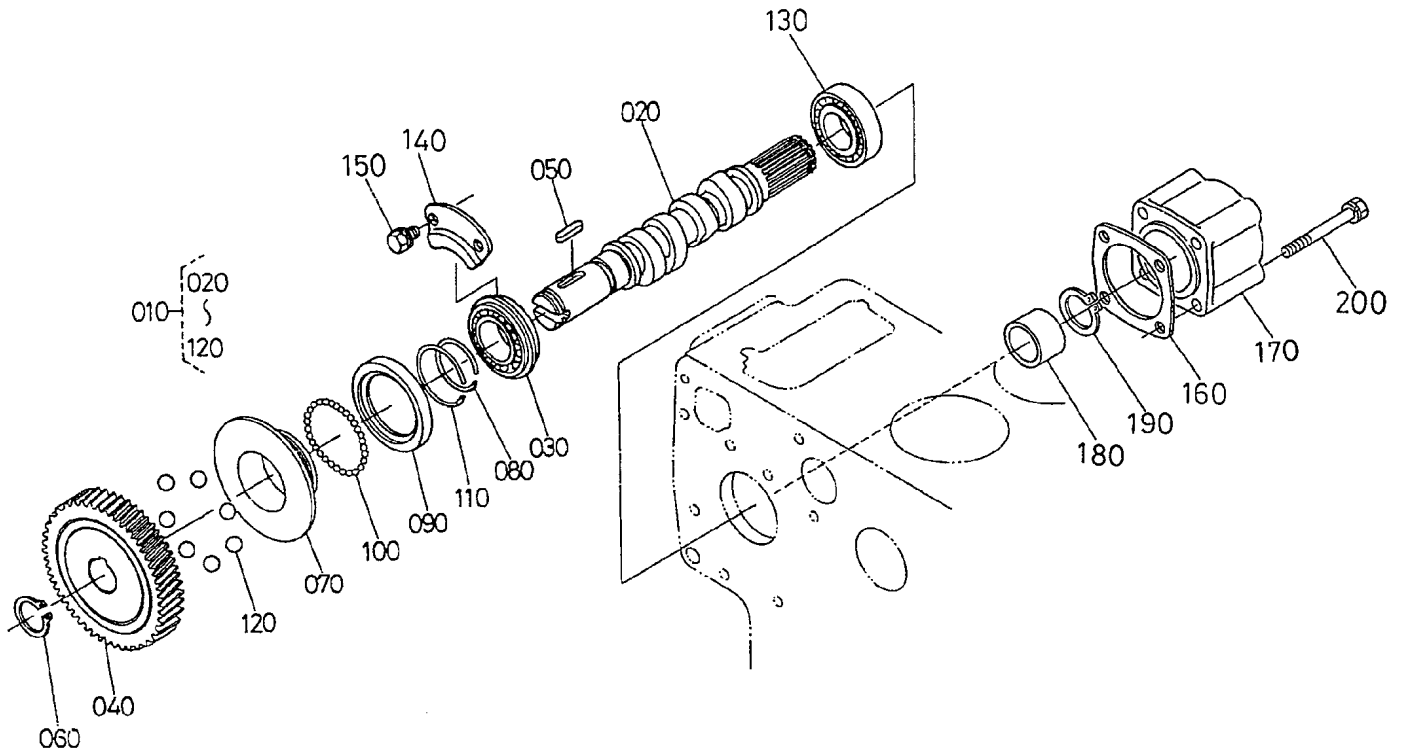
Ref	Part No.	Qty.	Description
010	99-5435	1	Piston (.50Mm)
010	100-9181	4	Piston-STD
020	100-9182	4	Piston Ring ASM (STD)
020	99-5436	1	Piston Ring ASM (0.50Mm)
030	98-7464	4	Pin-Piston
040	98-7465	8	Clip-Pin, Piston
050	98-7466	4	Connecting Rod ASM
060	98-7467	4	Bushing-Pin, Piston
070	98-7468	8	Bolt-Rod, Connecting
080	98-7471	4	Metal-Crankpin (-0.40Mm)
080	98-7470	4	Metal-Crankpin (-0.20Mm)
080	98-7469	4	Metal-Crankpin (STD)
090	98-7472	1	Crankshaft-Complete
100	98-7473	4	Ball
110	98-7474	1	Sleeve-Crankshaft
120	98-7475	1	Gear-Crankshaft
130	98-7451	1	Key-Feather
140	98-7476	1	Slinger-Oil
150	98-7477	1	Collar-Crankshaft
160	98-7478	1	O-Ring
170	98-7479	1	Nut-Crankshaft
180	98-7483	1	Metal-Crankshaft (-0.40Mm)
180	98-7482	1	Metal-Crankshaft (-0.20Mm)
180	98-7481	1	Metal-Crankshaft (STD)

Ref	Part No.	Qty.	Description
190	99-6863	4	Metal-Crankshaft (-0.40Mm)
190	99-6862	4	Metal-Crankshaft (-0.20Mm)
190	98-7484	4	Metal-Crankshaft (STD)
200	98-9415	2	Bearing-Thrust (0.4Mm)
200	98-9414	2	Bearing-Thrust (0.2Mm)
200	99-6864	2	Metal-Side (STD)
210	99-6869	2	Metal-Side, O/S (0.4Mm)
210	98-9689	2	Bearing-Thrust (0.2Mm)
210	99-6867	2	Metal-Side (STD)
220	98-7480	1	Seal-Oil



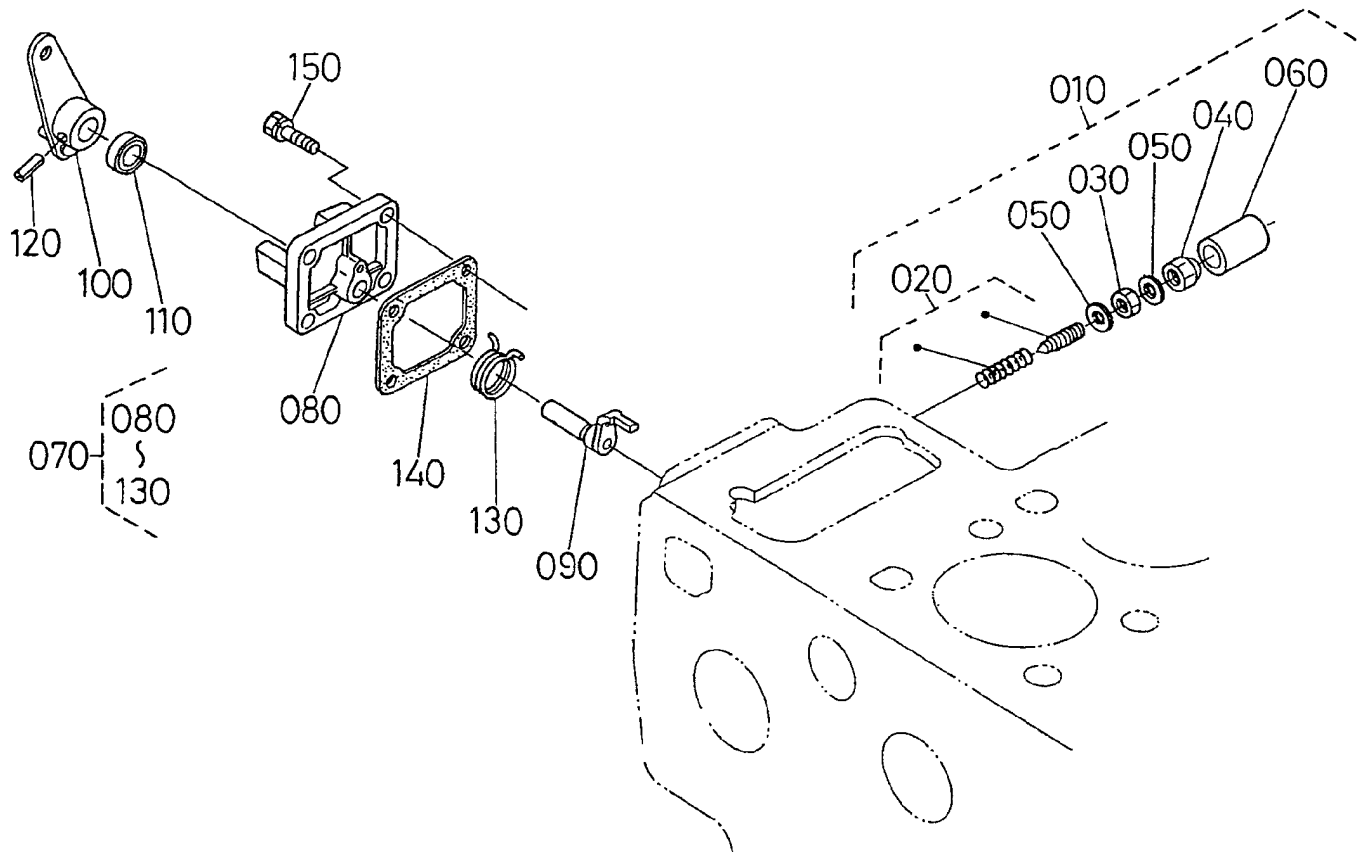
Flywheel Assembly

Ref	Part No.	Qty.	Description
010	98-7532	1	Flywheel
020	98-7560	1	Gear-Ring
030	98-7573	6	Bolt-Flywheel
040	98-7559	1	Housing-Flywheel
070	98-7883	1	Cover
080	98-7886	1	Gasket
090	105-4577	2	Bolt
100	98-7885	11	Bolt
110	98-7546	1	Plug
120	100-9194	1	Washer-Plain



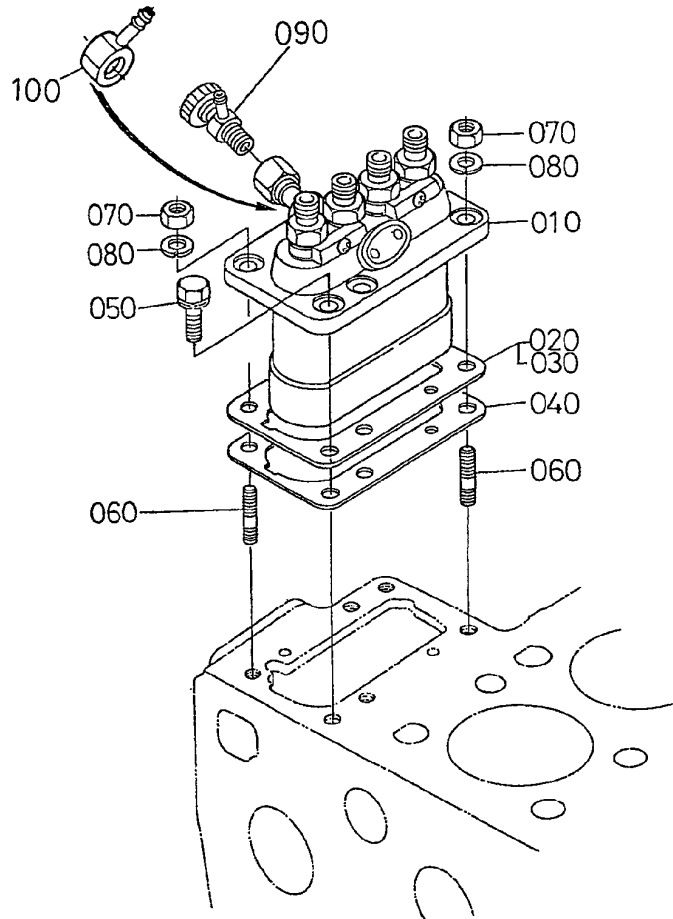
Fuel Camshaft and Governor Shaft Assembly

Ref	Part No.	Qty.	Description
010	98-7551	1	Fuel Camshaft ASM
020	98-7508	1	Camshaft-Fuel
030	98-7595	1	Bearing-Ball
040	98-7574	1	Gear-Pump, Injection
050	98-7575	1	Key-Feather
060	98-7576	1	Clip-Cir., External
070	98-7577	1	Sleeve-Governor
080	98-7578	1	Clip-Cir., Governor Sleeve
090	98-7579	1	Case-Ball, Governor
100	98-7580	39	Ball
110	98-7581	1	Clip-Cir.
120	98-7582	7	Ball
130	98-7583	1	Bearing-Ball
140	98-7584	1	Stopper
150	100-9195	2	Bolt
160	98-7588	1	Gasket
170	98-7586	1	Cover-Fuel, Camshaft
180	98-7587	1	Collar
190	98-7589	1	Clip-Cir., External
200	98-7590	4	Bolt



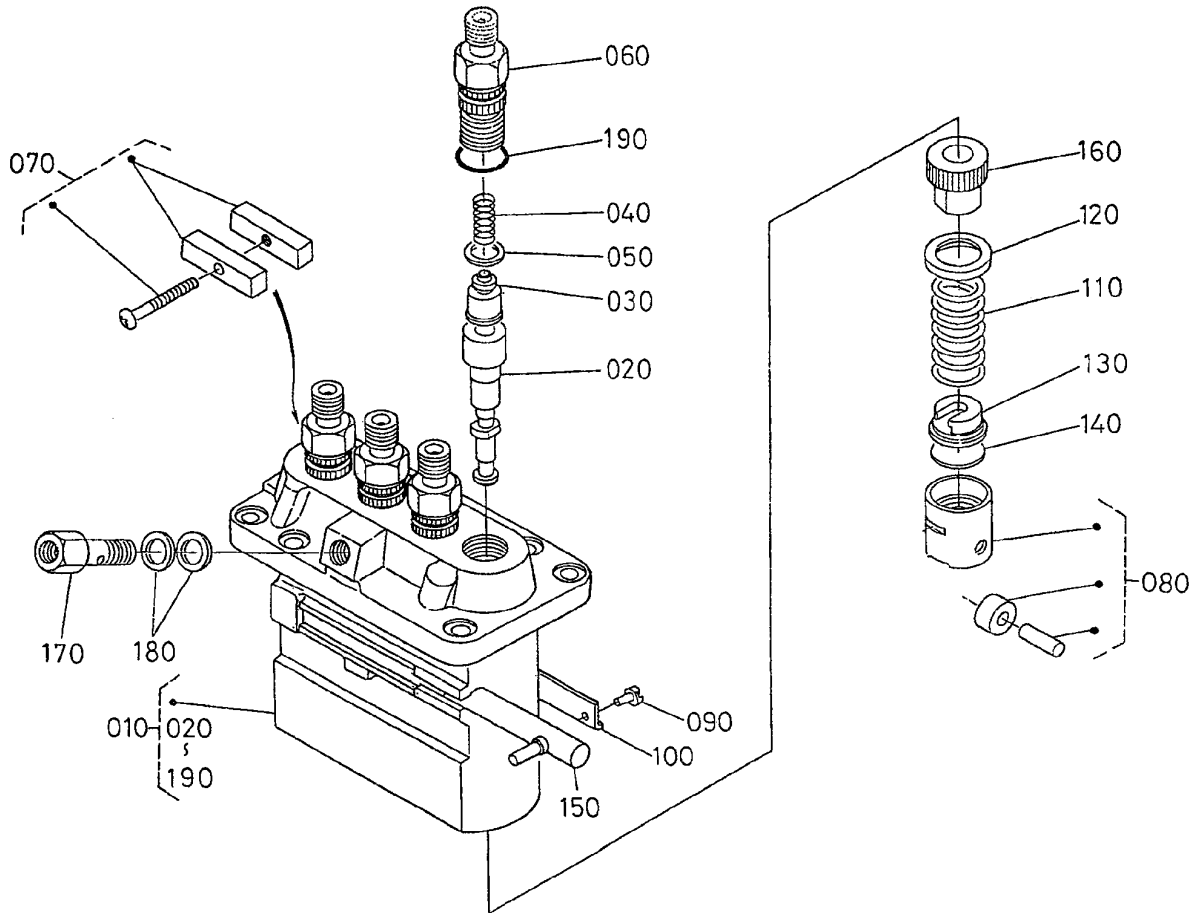
Engine Stop Lever Assembly

Ref	Part No.	Qty.	Description
010	98-7591	1	I/D Appartus ASM
020	98-7592	1	Adjusting Bolt ASM
030	98-7593	1	Nut
040	98-7594	1	Nut-Cap
050	98-7428	2	Gasket
060	98-7596	1	Cap
070	100-9198	1	Engine Stop Lever ASM
080	98-7598	1	Cover-Pump, Injection
090	100-9200	1	Shaft-Lever
100	98-7600	1	Lever-Stop, Engine
110	98-7601	1	Seal-Oil
120	98-7602	1	Pin-Spring
130	98-7603	1	Spring-Return
140	98-7604	1	Gasket-Cover, Pump
150	98-7605	4	Bolt



Injection Pump Assembly

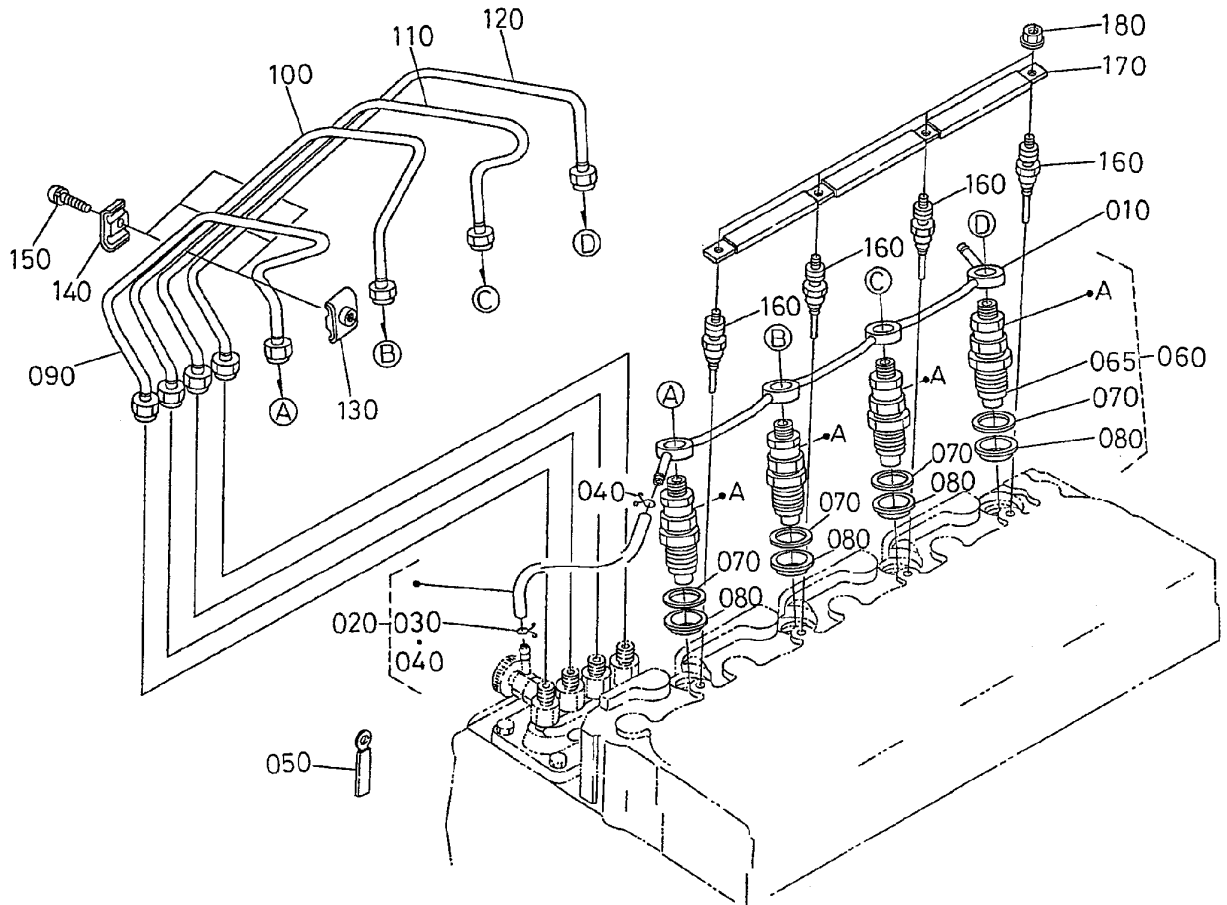
Ref	Part No.	Qty.	Description				
010	100-9201	1	Injection Pump ASM				
020	98-7607	1	Shim				
030	98-7608	1	Shim				
040	98-7609	1	Shim-Pump, Injection				
050	98-7610	4	Bolt				
060	100-1558	2	Stud-Manifold, Exhaust				
070	98-7534	2	Nut				
080	99-8339	2	Washer-Spring				
090	100-9202	1	Jet Start Cock ASM				
100	98-7617	1	Joint				



Injection Pump Component Parts Assembly

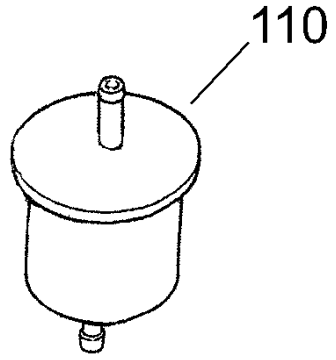
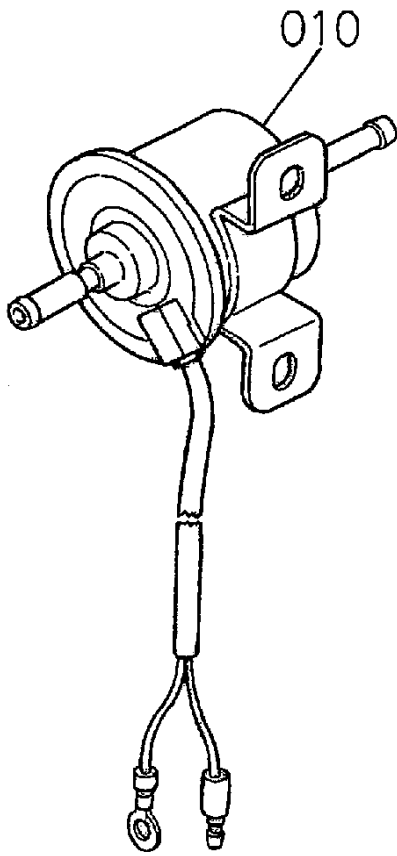
Ref	Part No.	Qty.	Description
010	100-9201	1	Injection Pump ASM
020	98-7619	4	Plunger-Pump
030	98-7620	4	Valve-Delivery
040	98-7621	4	Spring-Valve, Delivery
050	98-7622	4	Gasket-Valve, Delivery
060	98-7623	4	Holder-Valve, Delivery
070	98-7624	2	Lock Plate ASM
080	98-7625	4	Tappet ASM
090	98-7626	4	Pin-Guide, Tappet
100	98-7627	2	Plate
110	98-7628	4	Spring-Plunger
120	98-7629	4	Seat-Spring, Upper
130	98-7630	4	Seat-Spring, Lower
140	98-7631	4	Shim
150	98-7632	1	Rack-Control
160	98-7634	4	Sleeve-Control
170	98-7635	1	Screw
180	98-7636	2	Gasket
190	98-7637	4	O-Ring

--	--	--	--



Nozzle Holder and Glow Plug Assembly

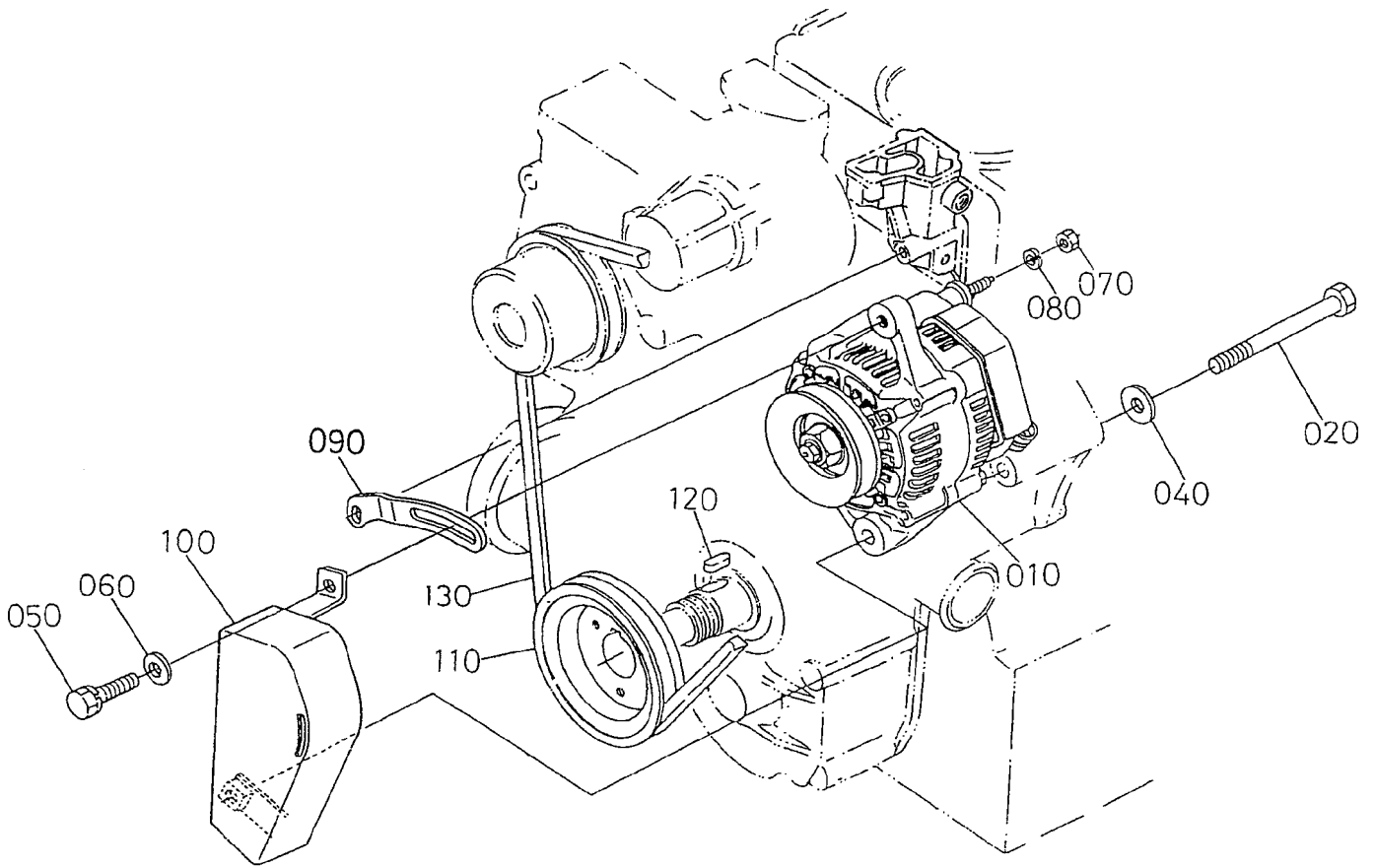
Ref	Part No.	Qty.	Description
010	100-9213	1	Overflow Pipe ASM
020	98-7670	1	Overflow Pipe ASM
030	98-7671	1	Clip-Pipe
040	98-7672	1	Clip-Pipe
050	98-7673	1	Clamp-Cord
060	100-9214	1	Nozzle Holder Kit
065	100-9215	4	Piece-Nozzle
070	98-7676	4	Gasket
080	98-7677	4	Seal
090	100-9216	1	Pipe-Injection
100	100-9217	1	Pipe-Injection
110	100-9218	1	Pipe-Injection
120	100-9219	1	Pipe-Injection
130	98-7682	3	Clamp-Pipe
140	98-7683	3	Clamp-Pipe
150	98-9364	3	Screw (W/Washer)
160	98-7685	4	Plug-Glow
170	98-7686	1	Cord-Plug, Glow
180	99-8377	4	Nut-Flange



Fuel Filter

Ref	Part No.	Qty.	Description
010	104-5215	1	Pump-Fuel, Electric
110	98-7612	1	Filter-Fuel

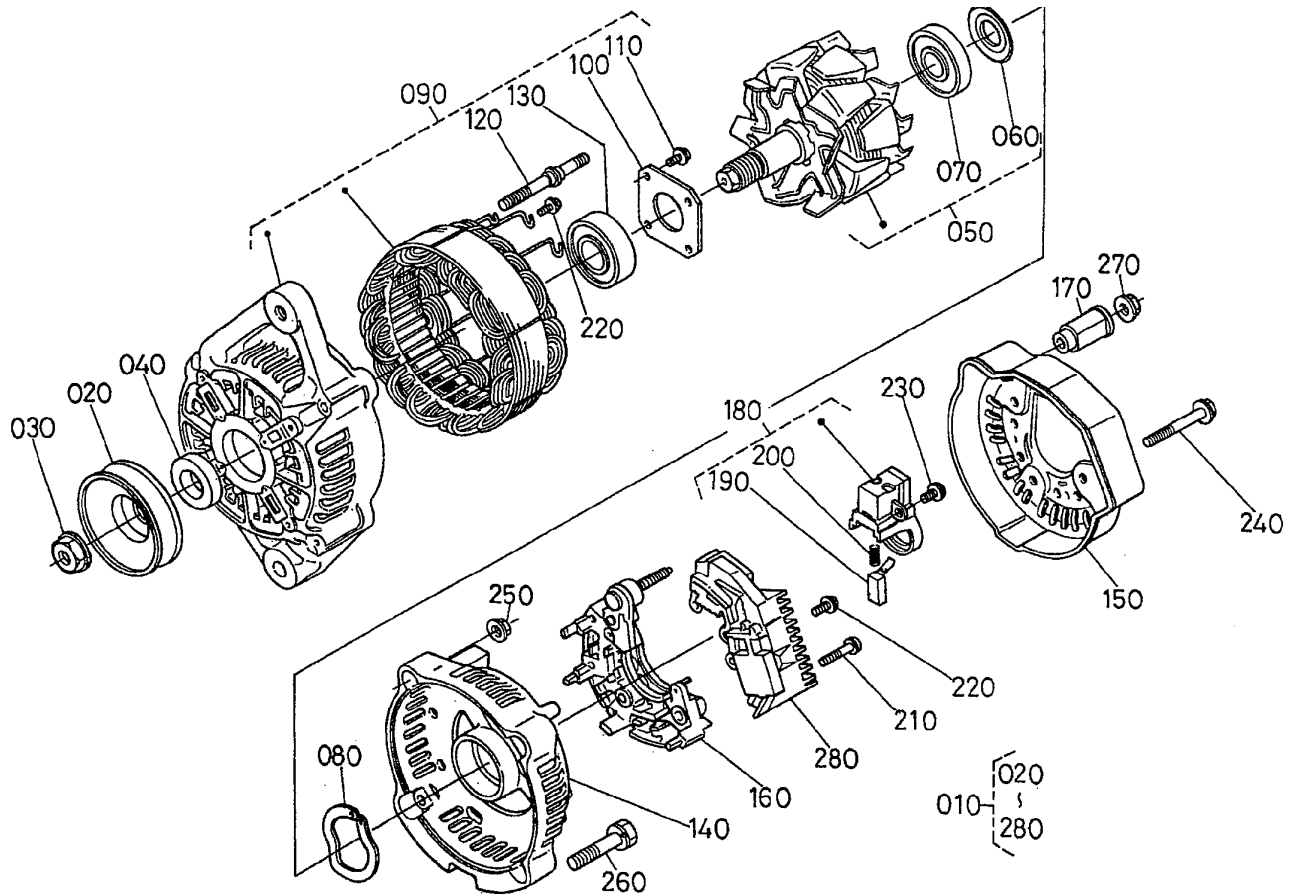
--	--	--	--



Alternator and Pulley Assembly

Ref	Part No.	Qty.	Description
010	98-7693	1	Alternator ASM
020	98-7695	1	Bolt
040	98-9366	1	Washer-Plain
050	98-7697	1	Bolt
060	100-9233	1	Washer-Plain
070	98-7572	1	Nut
080	98-7699	1	Washer-Spring
090	105-2872	1	Bracket-Alternator
100	98-7701	1	Cover-Belt
110	106-2044	1	Pulley-Drive, Fan
120	98-7451	1	Key-Feather
130	98-7705	1	V-Belt

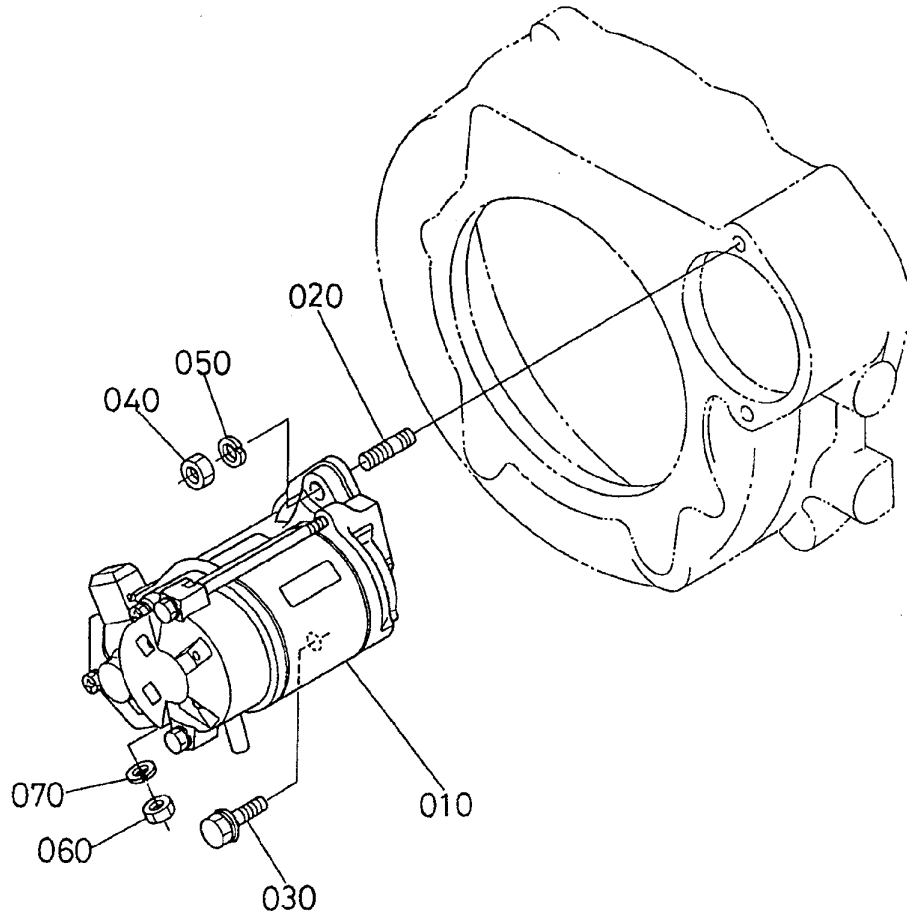
--	--	--	--



Alternator Component Parts Assembly

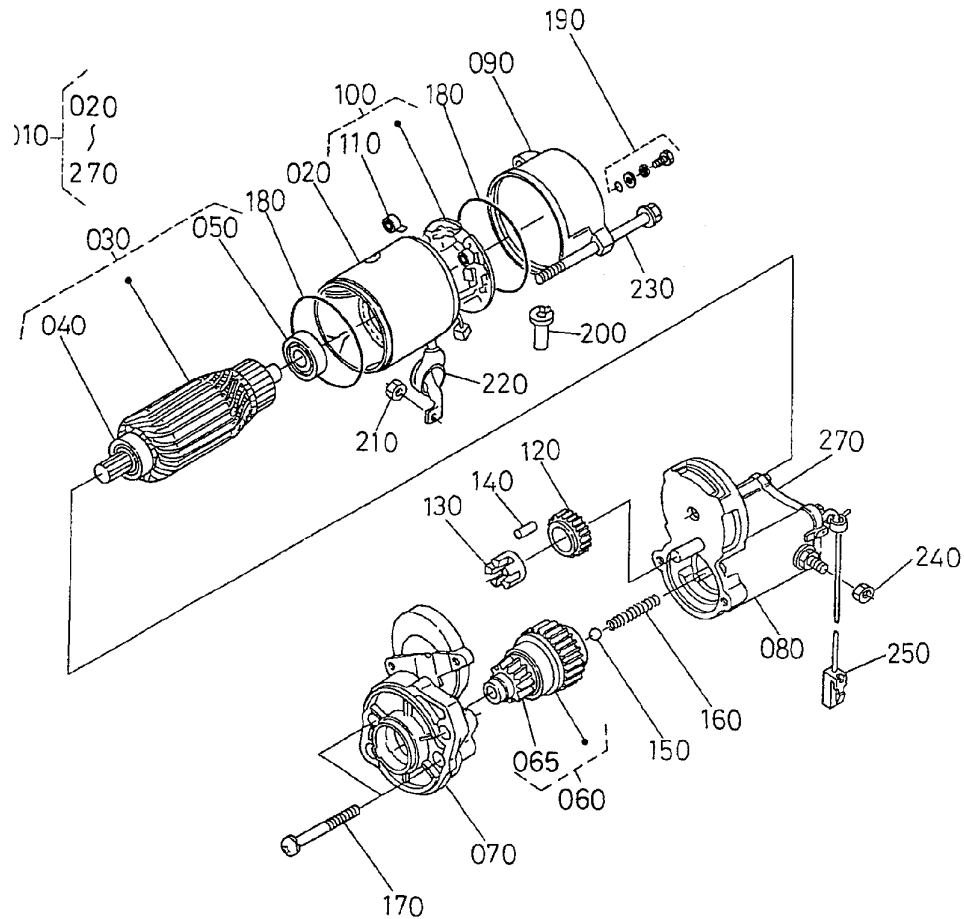
Ref	Part No.	Qty.	Description
010	98-7693	1	Alternator ASM
020	98-7707	1	Pulley-Alternator
030	98-7708	1	Nut
040	98-7709	1	Collar
050	98-7710	1	Rotor
060	98-7711	1	Cover-Bearing
070	98-7712	1	Bearing-Ball
080	98-7713	1	Washer-Thrust
090	98-7714	1	Frame-End, Drive
100	98-7715	1	Plate-Retainer
110	98-7716	4	Screw-Head, Round
120	98-7717	2	Bolt-Through
130	98-7718	1	Bearing-Ball
140	98-7719	1	Frame-End
150	98-7720	1	Cover-End
160	98-7721	1	Rectifier ASM
170	98-7722	1	Bushing-Insulation
180	98-7723	1	Holder-Brush
190	98-7724	2	Brush
200	98-7725	2	Spring-Brush
210	98-7726	2	Screw-Head, Round
220	98-7727	6	Screw-Head, Round
230	98-7728	1	Screw-Head, Round
240	98-7729	3	Bolt

Ref	Part No.	Qty.	Description
250	98-7730	2	Nut
260	98-7731	2	Bolt
270	98-7732	1	Nut
280	98-7733	1	Regulator ASM



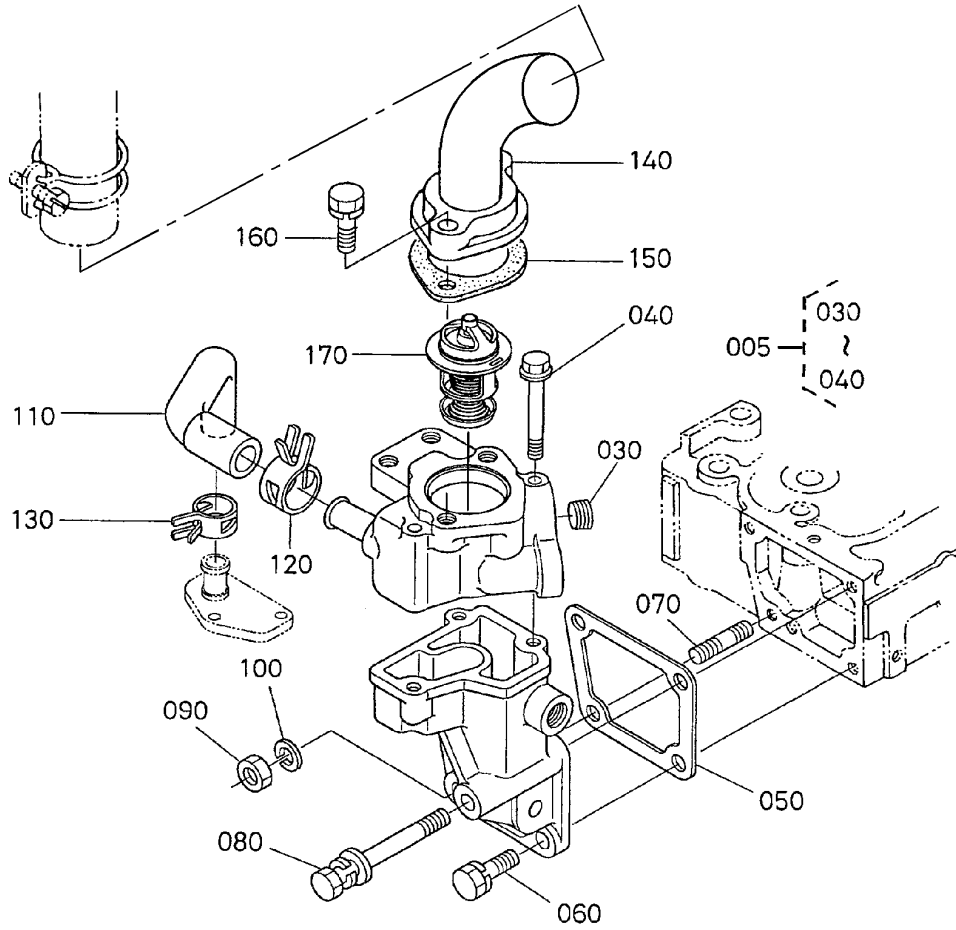
Starter Assembly

Ref	Part No.	Qty.	Description
010	100-9237	1	Starter ASM
020	98-7735	1	Stud
030	98-7736	1	Bolt
040	98-7737	1	Nut
050	98-9368	1	Washer-Spring
060	98-7739	1	Nut
070	99-8339	1	Washer-Spring



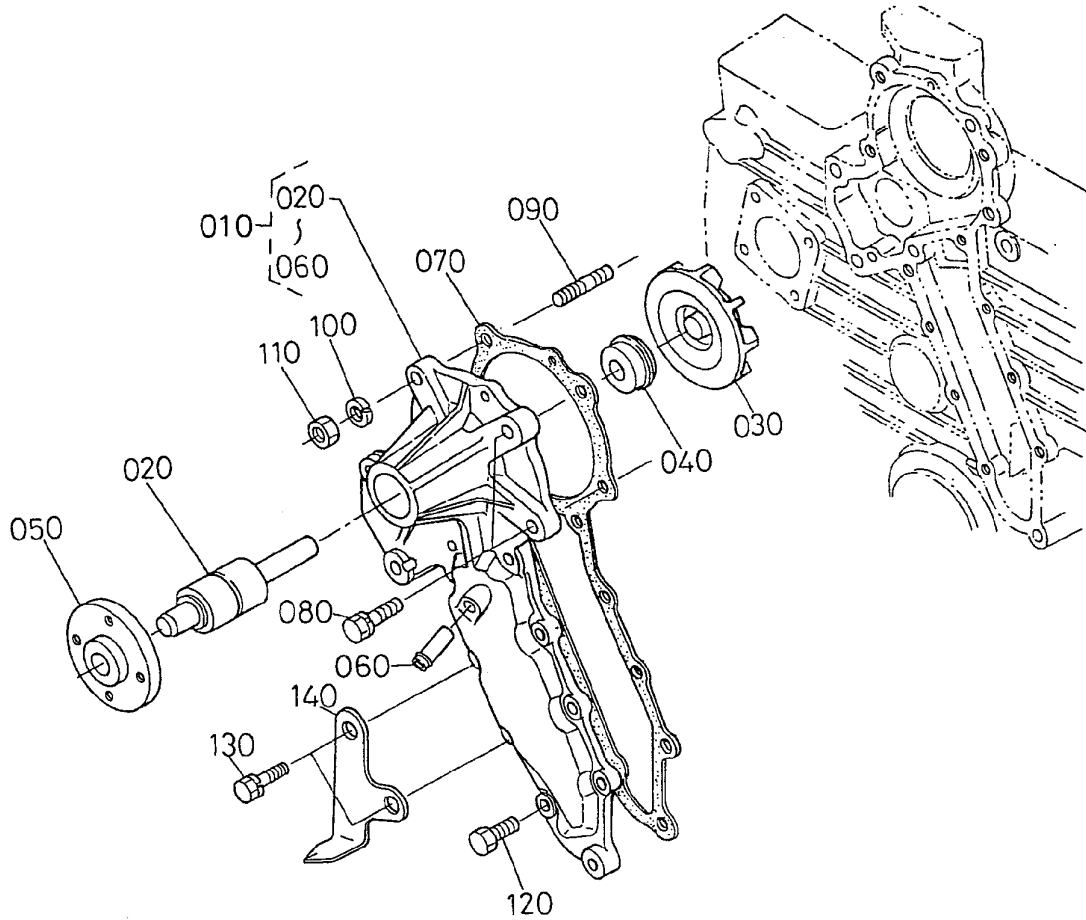
Starter Component Parts Assembly

Ref	Part No.	Qty.	Description	Ref	Part No.	Qty.	Description
010	100-9237	1	Starter ASM	240	99-8376	1	Nut-Hex
020	104-8608	1	Yoke ASM	250	98-9711	1	Cord-Solenoid, Stop
030	98-7742	1	Armature ASM	270	105-2886	1	Cover ASM
040	98-7744	1	Bearing				
050	98-7743	1	Bearing				
060	98-7745	1	Clutch-Running, Over				
065	105-2887	1	Pinion-Bevel				
070	98-7746	1	Frame-End, Drive				
080	100-9239	1	Magnetic Switch ASM				
090	98-7748	1	Frame-End				
100	98-7749	1	Brush Holder ASM				
110	98-7750	4	Spring-Brush				
120	98-7751	1	Gear				
130	98-7752	1	Retainer				
140	98-7753	5	Roller				
150	98-7755	1	Ball				
160	98-7754	1	Spring				
170	98-7756	2	Bolt				
180	98-7757	2	O-Ring				
190	98-7758	2	Bolt ASM				
200	98-7759	1	Pipe-Drain				
210	105-2873	1	Nut				
220	99-8375	1	Cover				
230	100-9240	2	Bolt				



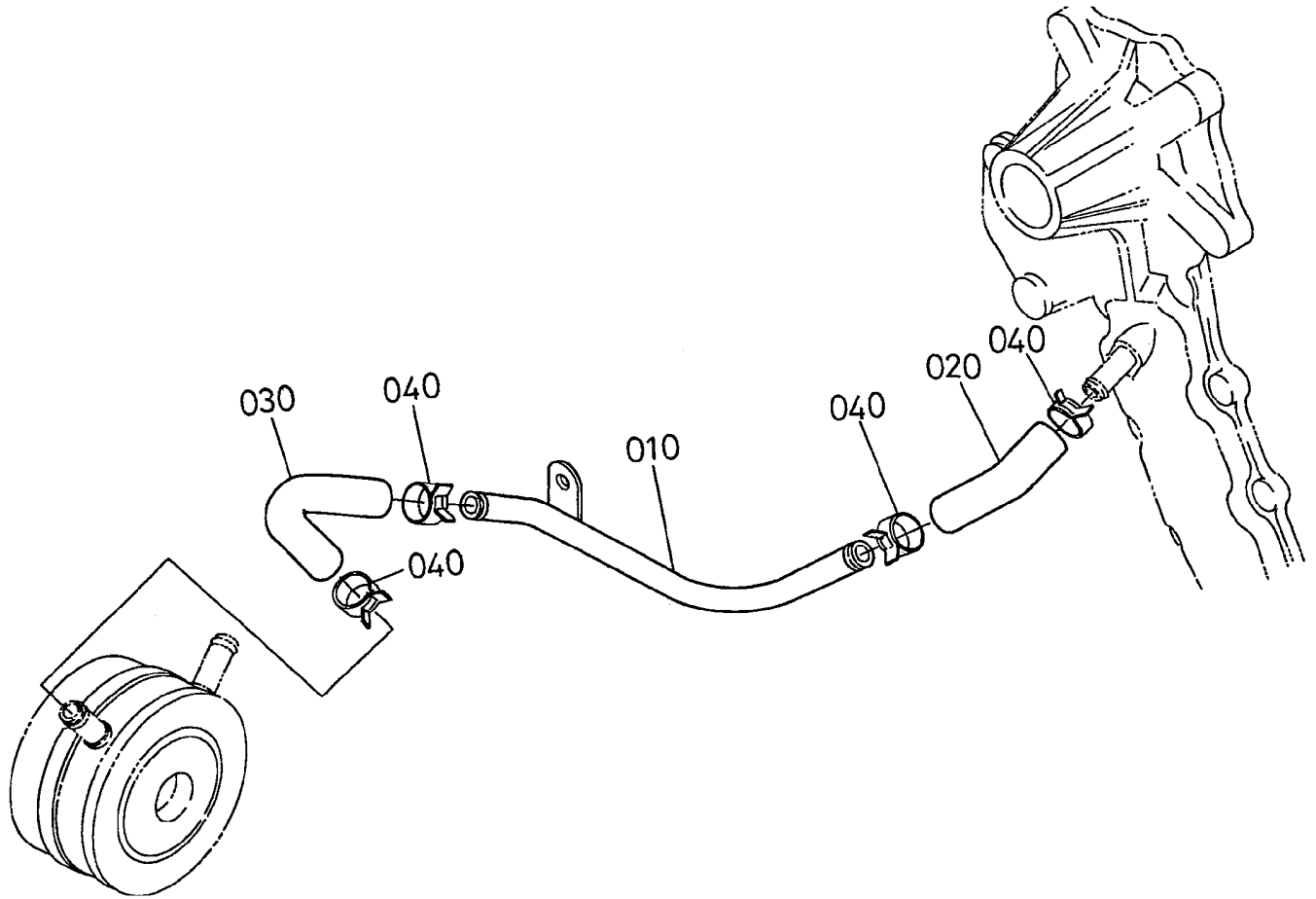
Water Flange and Thermostat Assembly

Ref	Part No.	Qty.	Description
005	105-4578	1	Water Flange ASM
030	105-2874	2	Plug
040	105-2875	3	Bolt-Flange
050	98-7767	1	Gasket-Flange, Water
060	98-7610	2	Bolt
070	100-1558	1	Stud-Manifold, Exhaust
080	105-2877	1	Bolt
090	98-7534	1	Nut
100	99-8339	1	Washer-Spring
110	105-2878	1	Pipe-Return, Water
120	98-9714	1	Clamp-Hose
130	105-2879	1	Clamp-Hose
140	100-9244	1	Cover-Thermostat
150	105-2880	1	Gasket-Cover, Thermostat
160	98-7777	2	Bolt
170	105-2881	1	Thermostat ASM



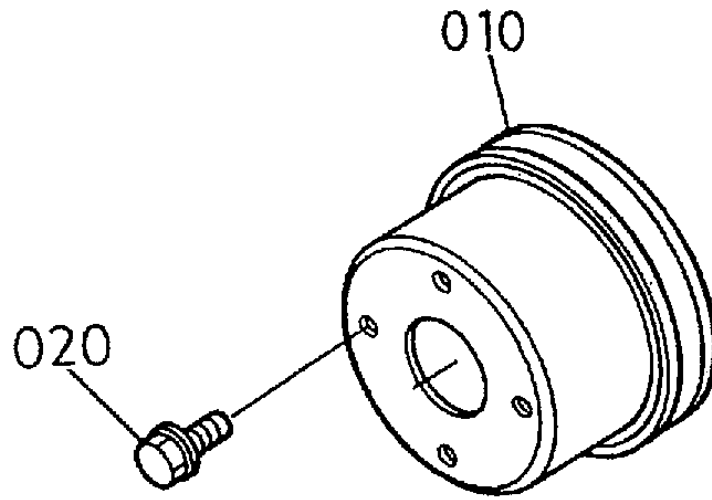
Water Pump Assembly

Ref	Part No.	Qty.	Description				
010	100-9245	1	Water Pump ASM				
020	98-7780	1	Bearing-Ball				
030	98-7781	1	Impeller-Pump, Water				
040	105-2882	1	Mechanical Seal ASM				
050	98-7783	1	Flange-Pump, Water				
060	98-9577	1	Pipe-Return, Water				
070	98-7784	1	Gasket-Pump, Water				
080	98-7439	2	Bolt				
090	98-7786	2	Stud				
100	99-8339	2	Washer-Spring				
110	98-7534	2	Nut				
120	98-7605	6	Bolt				
130	98-7568	2	Bolt				
140	100-9246	1	Indicator-Timing				



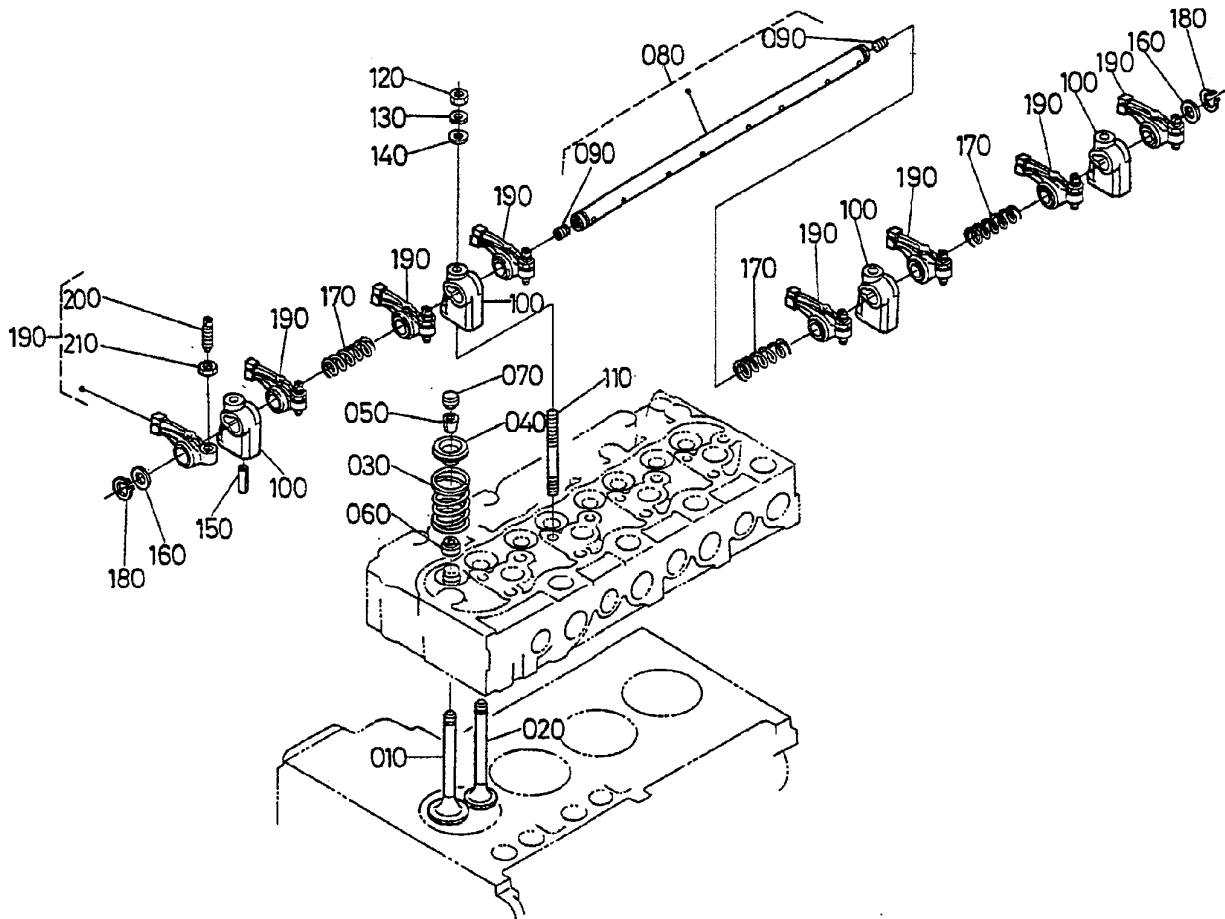
Water Pipe Assembly

Ref	Part No.	Qty.	Description
010	100-9278	1	Pipe-Water
020	100-9279	1	Pipe-Water
030	100-9280	1	Pipe-Cooler, Oil
040	98-9579	4	Band-Pipe



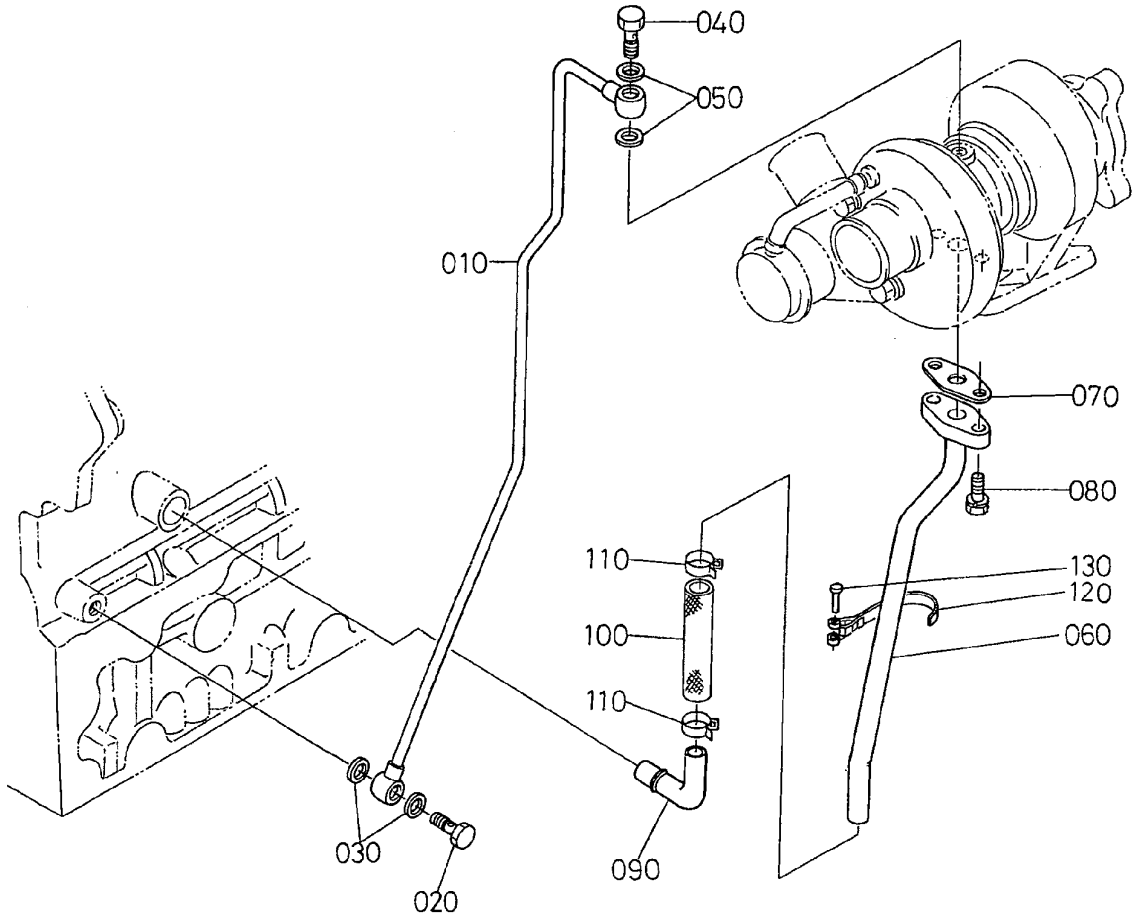
Fan Assembly

Ref	Part No.	Qty.	Description
010	98-7702	1	Pulley-Fan
020	99-8363	4	Bolt-Flange



Valve and Rocker Arm Assembly

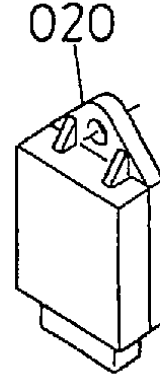
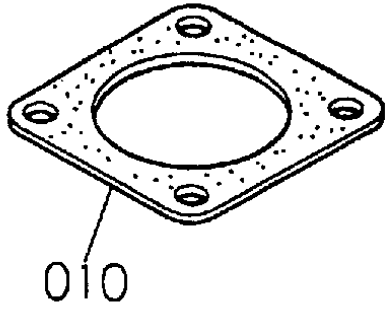
Ref	Part No.	Qty.	Description
010	98-7791	4	Valve-Inlet
020	100-9281	4	Valve-Exhaust
030	98-7793	8	Spring-Valve
040	98-7794	8	Retainer-Spring, Valve
050	98-7795	8	Collet-Spring, Valve
060	98-7796	8	Seal-Stem, Valve
070	98-7797	8	Cap-Valve
080	98-7798	1	Rocker Arm Shaft ASM
090	98-7799	2	Screw-Set
100	98-7800	4	Bracket-Arm, Rocker
110	98-7801	4	Stud
120	98-7534	4	Nut
130	99-8339	4	Washer-Spring
140	98-7535	4	Washer-Spring
150	98-7805	1	Pin-Spring
160	98-7806	2	Washer
170	98-7807	3	Spring-Arm, Rocker
180	98-7808	2	Clip-Cir., External
190	98-7809	8	Rocker Arm ASM
200	98-7810	8	Screw-Adjusting
210	98-7811	8	Nut



Oil Pipe (Turbo Charger) Assembly

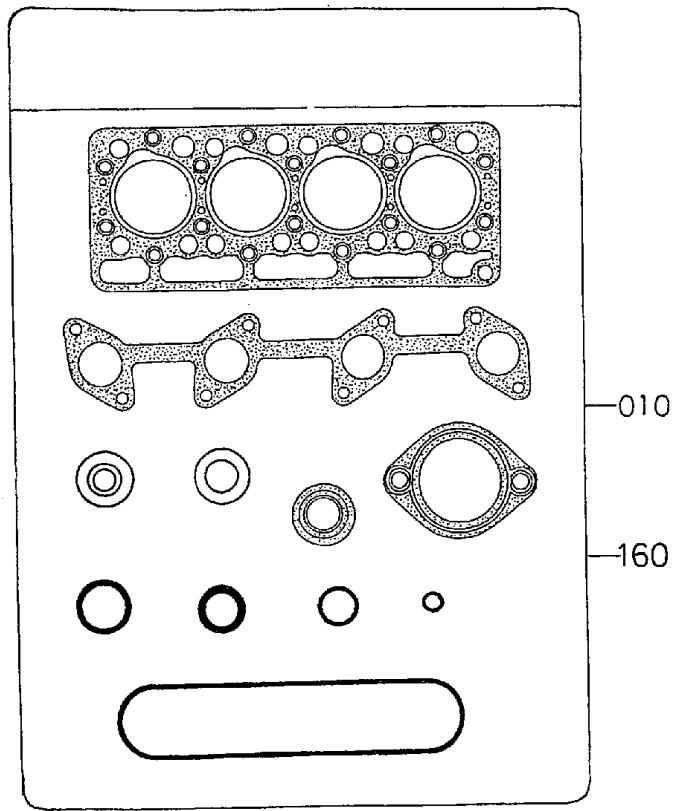
Ref	Part No.	Qty.	Description
010	100-9320	1	Pipe-Oil
020	100-9321	1	Bolt-Joint, Eye
030	98-7428	2	Gasket
040	98-9418	1	Bolt-Joint, Eye
050	99-8346	2	Gasket
060	100-9322	1	Pipe-Oil
070	98-9435	1	Gasket-Oil Return, Turbo
080	98-7568	2	Bolt
090	100-9323	1	Pipe-Oil
100	98-9721	1	Pipe-Oil
110	98-9714	2	Clamp-Hose
120	100-9324	1	Clamp-Pipe
130	98-9591	1	Pin-Band

--	--	--	--



Muffler Gasket and Glow Controller

Ref	Part No.	Qty.	Description
010	100-9333	1	Gasket-Muffler
020	98-7611	1	Controller-Glow



Gasket Kit

Ref	Part No.	Qty.	Description
010	100-9337	1	Upper Gasket Kit
160	98-7888	1	Lower Gasket Kit

--	--	--	--

