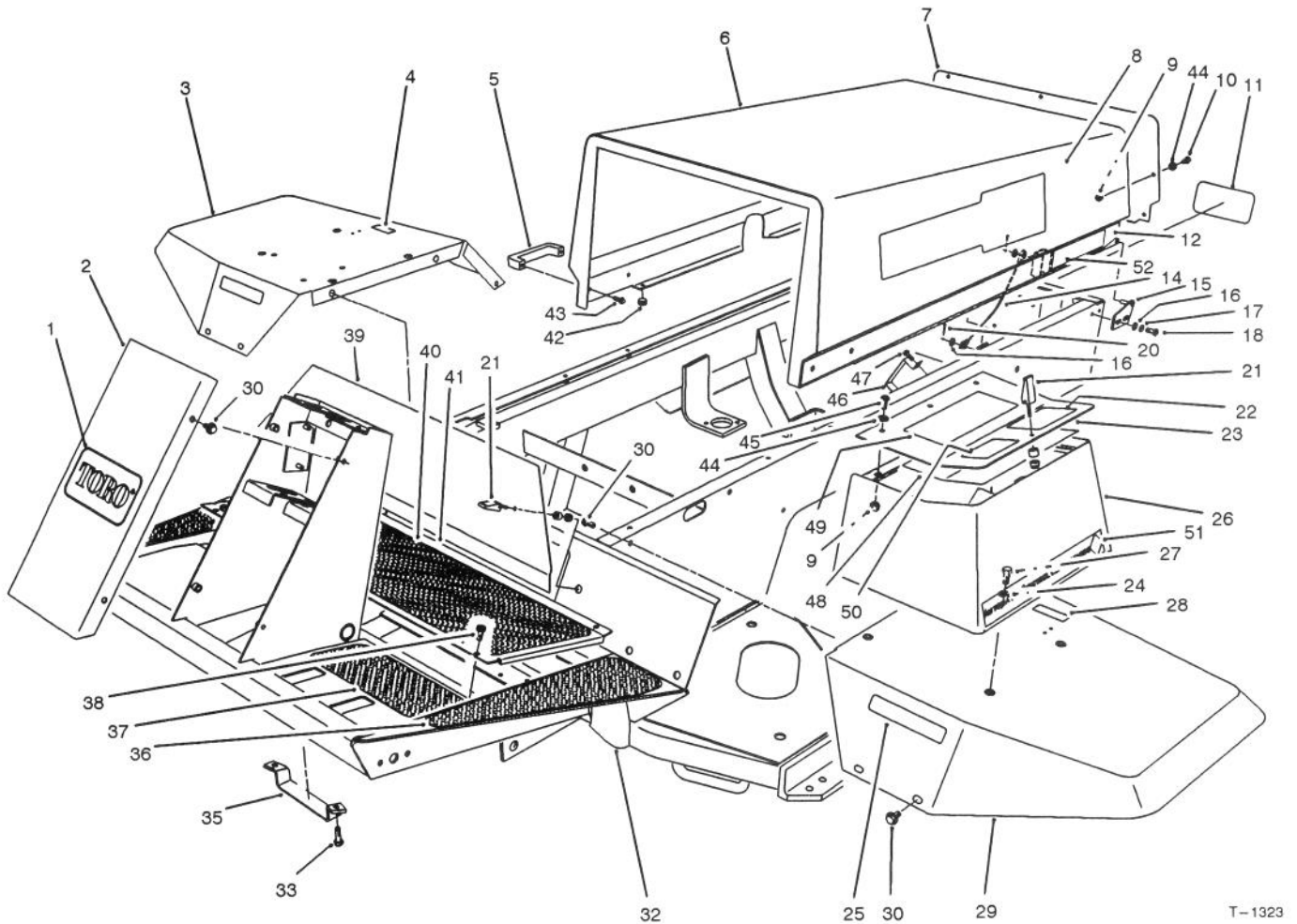


TORO[®]

MODEL NO. 03501-22001 & UP

**PARTS
CATALOG****REELMASTER[®] 223D 4 Wheel Drive
TRACTION UNIT WITH ACCESSORIES**

T-1323

FRAME & BODY ASSEMBLY

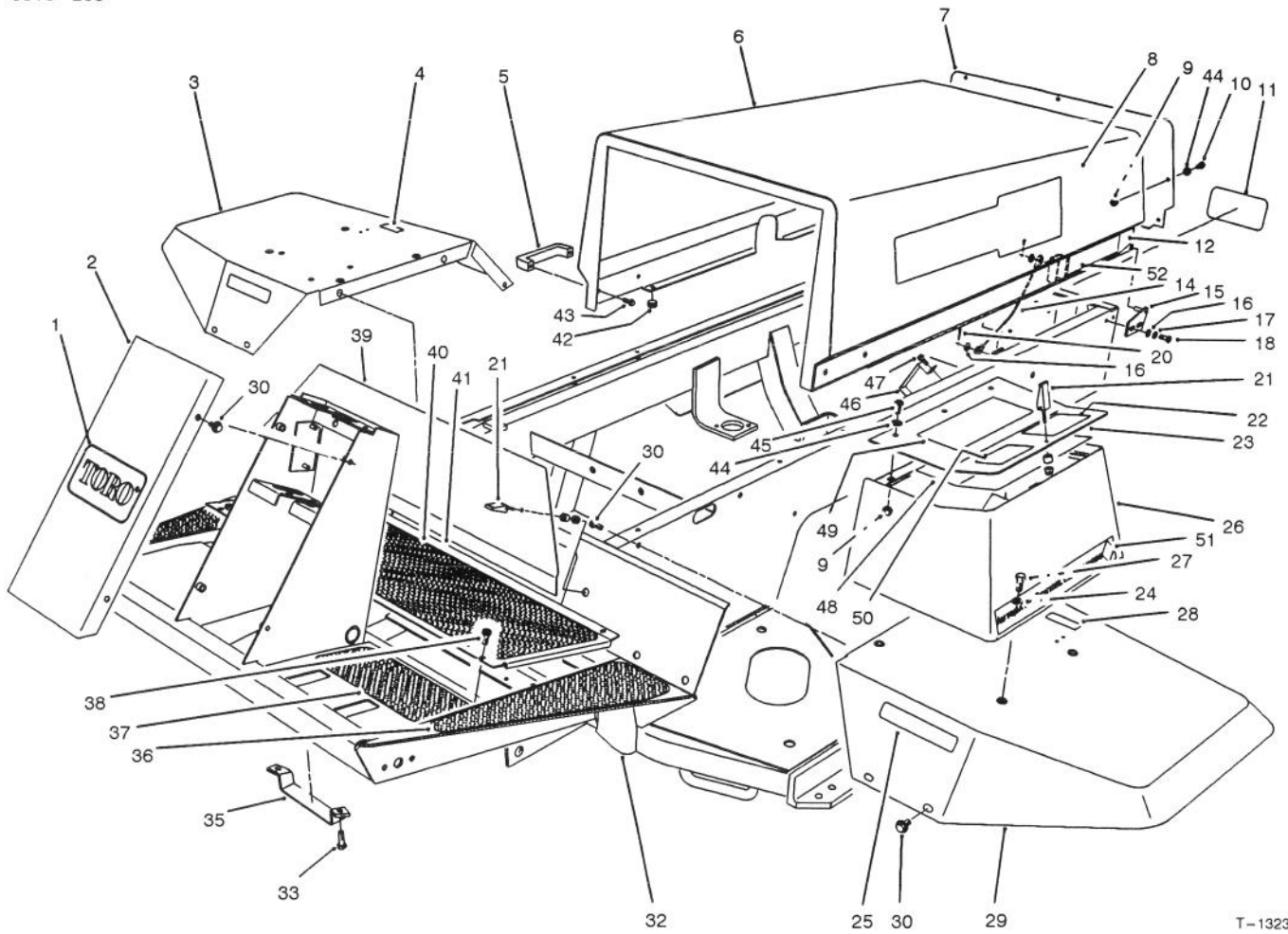
Ref. No.	Part No.	Description	No. Used	Ref. No.	Part No.	Description	No. Used
1	62-5550	Decal - TORO	1	16	3256-23	Washer - Flat	6
2	75-1420	Cover - Steering Tower	1	17	3253-4	Washer - Lock	14
3	75-3840	Fender - R.H.	1	18	322-5	Screw - Cap Hex. Hd.	4
‡4	85-4730	Decal - Hydraulic Oil (English)	1	20	3272-4	Pin - Cotter	2
5	65-5100	Handle	2	21	74-5950	Swell Latch Assembly	3
6	14-0959	Hood	1	‡22	75-1280	Decal - Warning (English)	1
7	75-2820	Grill - Hood	1	23	75-6260	Cover - Tool Box	1
8	75-0660	Decal - Reelmaster [®] 223D	2	24	3256-3	Washer - Flat	4
9	3296-42	Nut - Lock	10	‡25	75-5190	Decal - No Riders (English)	2
10	321-39	Screw - Cap Hex. Hd.	7	26	75-5810	Box - Tool	1
11	62-7400	Decal - TORO	1	27	322-3	Screw - Cap Hex. Hd.	4
12	75-0670	Decal - Hood Trim L.H.	1	‡28	52-1320	Decal - Fuel (English)	1
*	75-0680	Decal - Hood Trim R.H.	1	29	75-3860	Fender - L.H.	1
14	75-0570	Cable - Hood	1	30	3234-14	Screw - Hex. Washer Hd.	14
15	63-6900	Hinge - Hood L.H.	1	32	85-4600	Frame Assembly	1
*	63-6890	Hinge - Hood R.H.	1	33	322-4	Screw - Cap Hex. Hd.	2
				35	75-2860	Bracket - Hose	1

‡For different language versions of this part, see International Decal Cross Reference.

*Not Illustrated

© The TORO Company -1992

TPS



T-1323

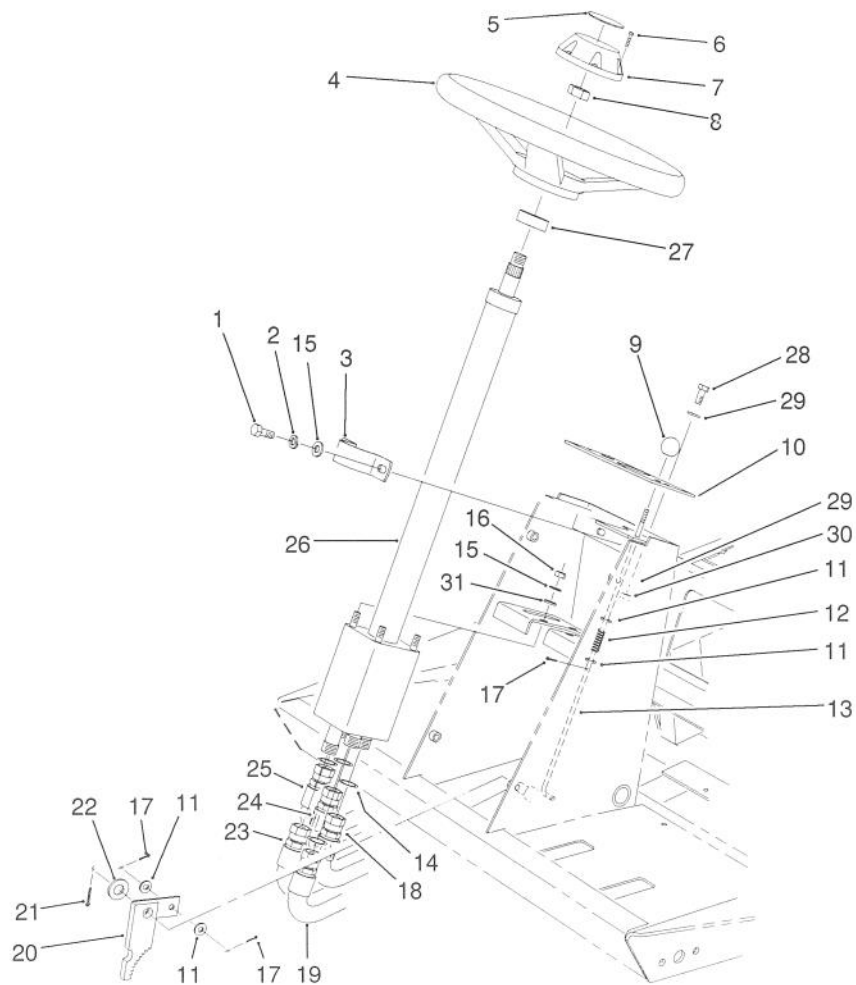
FRAME & BODY ASSEMBLY (Continued)

Ref. No.	Part No.	Description	No. Used
36	75-0650	Tread - Footrest L.H.	1
*	75-0640	Tread - Footrest R.H.	1
37	75-0620	Tread - Foot L.H.	1
*	75-0610	Tread - Foot R.H.	1
38	75-6840	Knob - Knurled	4
39	75-1390	Panel - Access	1
40	75-0630	Tread - Foot Center	1
41	75-1410	Panel - Floor	1
42	237-141	Bumper	2
43	46-8091	Screw - Cap Hex. Hd.	4
44	3256-1	Washer - Flat	10

Ref. No.	Part No.	Description	No. Used
45	3258-166	Screw - Phillip Hd.	3
46	75-6280	Bracket - Hose	1
47	49-2040	Screw - Hex. Washer Hd.	2
‡48	75-0730	Decal - Instructions (English)	1
‡49	75-7540	Decal - Warning (English)	1
‡50	62-6280	Decal - ANSI (English) (For Reference Only)	1
51	88-0430	Decal - A.C.E.	2
52	72-3560	Decal - 4 Wheel Drive	1

*Not Illustrated

‡For different language versions of this part, see International Decal Cross Reference.



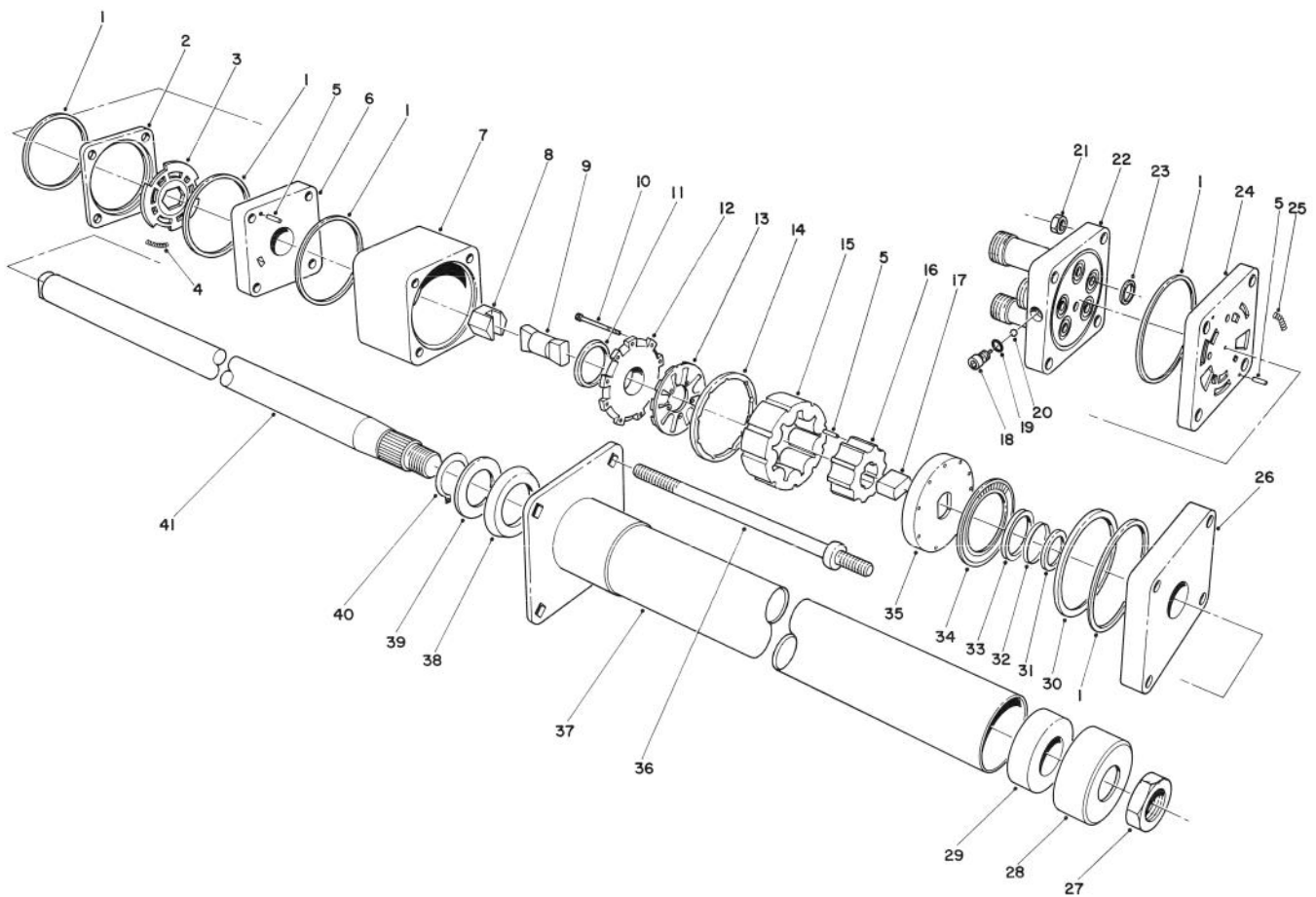
T-1044

STEERING TOWER ASSEMBLY

Ref. No.	Part No.	Description	No. Used
1	322-3	Screw - Cap Hex. Hd.	2
2	3253-4	Washer - Lock	2
3	75-2810	Clamp - Steering Valve	1
4	75-0560	Wheel - Steering	1
5	68-5370	Decal - TORO	1
6	32144-21	Screw	1
7	68-5140	Cap - Steering Wheel	1
8	3220-6	Nut - Steering Wheel	1
9	233-17	Knob - Parking Brake	1
10	75-0580	Panel - Tower	1
11	3256-22	Washer - Flat	4
12	3-3251	Spring - Compression	1
13	75-1490	Rod - Parking Brake	1
14	237-22	Seal - O-Ring	5
15	3256-23	Washer - Flat	6
16	3296-20	Nut - Lock	4
17	3272-5	Pin - Cotter	3

Ref. No.	Part No.	Description	No. Used
18	75-6230	Hose - Hydraulic RT	1
19	75-6240	Hose - Hydraulic IN	1
20	63-7900	Rack - Parking Brake	1
21	3272-10	Pin - Cotter	1
22	3256-26	Washer - Flat	1
23	75-5940	Hose - Hydraulic AUX	1
24	75-6220	Hose - Hydraulic LT	1
25	75-6250	Hose - Hydraulic OUT	1
26	75-0600	Steering Valve Assembly (Incl. Ref. #14)	1
27	21-9260	Seal - Shaft	1
28	3258-166	Screw - Phillip Hd.	2
29	3256-1	Washer - Flat	2
30	3296-42	Nut - Lock	2
31	3256-23	Washer - Lock E.T.L.W.	1
*	3290-378	Tie - Cable	3

*Not Illustrated



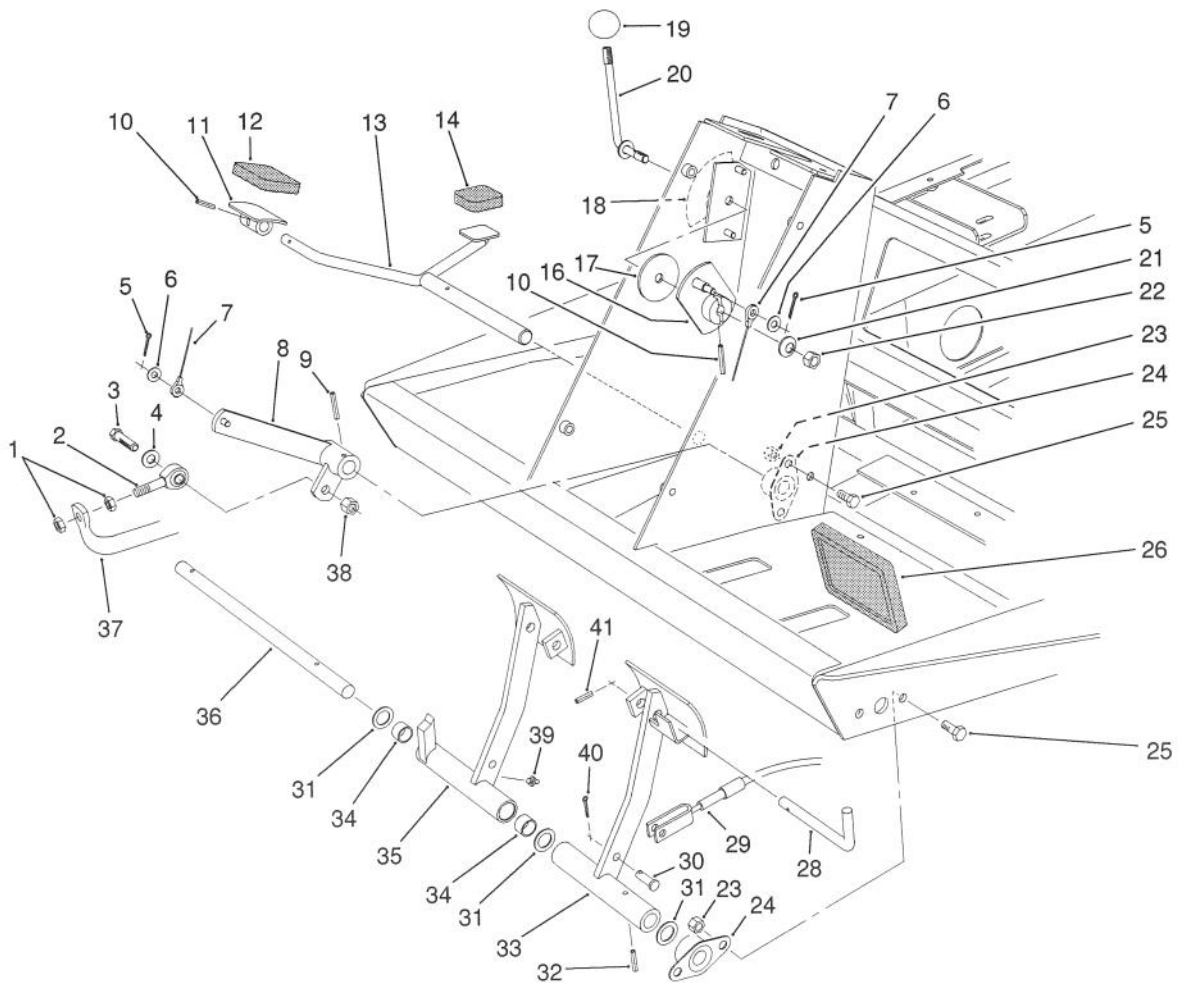
T-0417

STEERING VALVE ASSEMBLY No. 75-0600

Ref. No.	Part No.	Description	No. Used
1		Ring-Seal	5
2		Ring-Valve	1
3		Plate-Valve	1
4		Spring	3
5		Pin-Alignment	9
6		Manifold-Isolation	1
7		Ring-Metering	1
8		Hex Drive Assy.	1
9		Link-Drive	1
10		Screw-Hex Socket Hd.	11
11		Seal-Commutator	1
12		Cover-Commutator	1
13		Commutator	1
14		Ring-Commutator	1
15		Stator	1
16		Rotor	1
17		Spacer-Drive Link	1
18		Plug	1
19		O-Ring	1
20		Ball	1
21		Nut-Hex	4
22		Cover-Port	1
23		O-Ring	5
24		Manifold-Port	1
25		Spring	3

Ref. No.	Part No.	Description	No. Used
26		Plate-Cover, Upper	1
27	3220-6	Nut	1
28	66-9770	Seal	1
29	66-9780	Bushing	1
30		Spacer-Bearing, Thrust	1
31		Spacer-Seal	1
33		Seal-Face	1
34		Bearing-Thrust	1
35		Plate-Drive	1
36	66-9850	Bolt-Special	4
37	66-9860	Upper Cover & Jacket	1
38	66-9870	Plate-Retaining	1
39	66-9880	Washer-Retaining Plate	1
40	66-9890	Ring-Retaining	1
41	66-9900	Shaft-Input	1
*	66-9970	Spring Kit (Incl. Ref. #4 & 25)	1
*	66-9980	Seal-Kit (Incl. Ref. #1, 11, 19, 23 & 33)	1
*	66-9990	Needle Roller Kit (Incl. Ref. #5)	1
*	75-0600	Valve-Power Steering (Incl. Ref. #1-26 & 30-36)	1

*Not Illustrated



T-1045

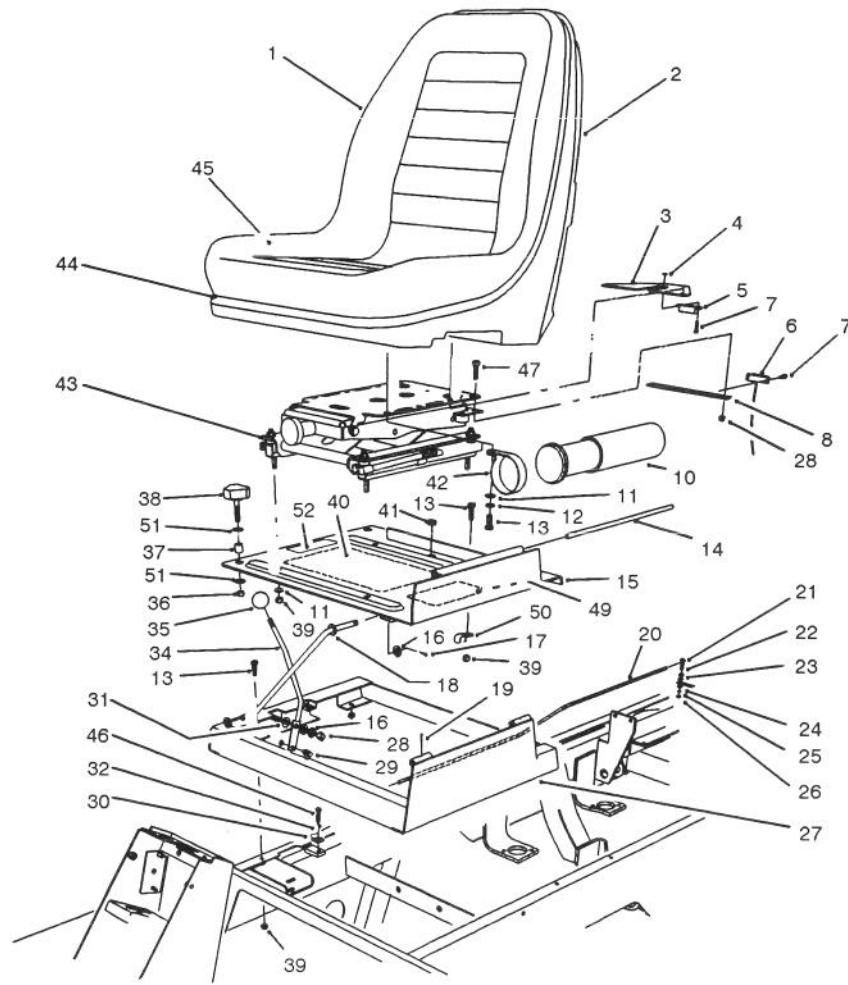
TRACTION & BRAKE PEDALS ASSEMBLY

Ref. No.	Part No.	Description	No. Used
1	3220-3	Nut - Jam	2
2	2411-36	Bearing - Rod End	1
3	323-8	Screw - Cap Hex. Hd.	1
4	3256-24	Washer - Flat	1
5	3272-2	Pin - Cotter	2
6	3256-22	Washer - Flat	2
7	75-6580	Cable - Pedal	1
8	75-3270	Lever - Traction Pivot	1
9	32121-6	Pin - Roll	1
10	32121-45	Pin - Roll	2
11	49-6440	Plate - Traction Pedal	1
12	74-9100	Pad - Forward	1
13	75-2970	Pedal - Traction	1
14	74-9110	Pad - Reverse	1
16	75-6510	Lever - Bracket	1
17	75-6550	Disc - Friction	1
‡18	75-6710	Decal - Fast/Slow (English)	1
19	233-42	Knob	1
20	75-6490	Lever - Pedal Stop	1
21	3290-461	Washer - Belleville	1

Ref. No.	Part No.	Description	No. Used
22	3296-59	Nut - Lock	1
23	3296-29	Nut - Lock	8
24	256-236	Bearing - Flange	4
25	322-3	Screw - Cap Hex. Hd.	8
26	7-3900	Pad - Brake	2
28	63-7880	Pin - Brake Latch	1
29	63-7733	Cable - Brake L.H.	1
*	63-7732	Cable - Brake R.H.	1
30	283-58	Pin - Clevis	4
31	3256-69	Washer - Thrust	3
32	32121-16	Pin - Roll	1
33	75-1440	Pedal - Brake L.H.	1
34	256-42	Bushing - Sleeve	2
35	75-1430	Brake Pedal Assembly R.H. (Incl. Ref. #34 & 39)	1
36	75-1470	Shaft - Brake Pedal	1
37	75-2170	Tube - Pump Control	1
38	3296-39	Nut - Lock	1
39	302-5	Fitting - Grease	1
40	3272-10	Pin - Cotter	4
41	32121-50	Pin - Roll	1

*Not Illustrated

‡For different language versions of this part, see International Decal Cross Reference.

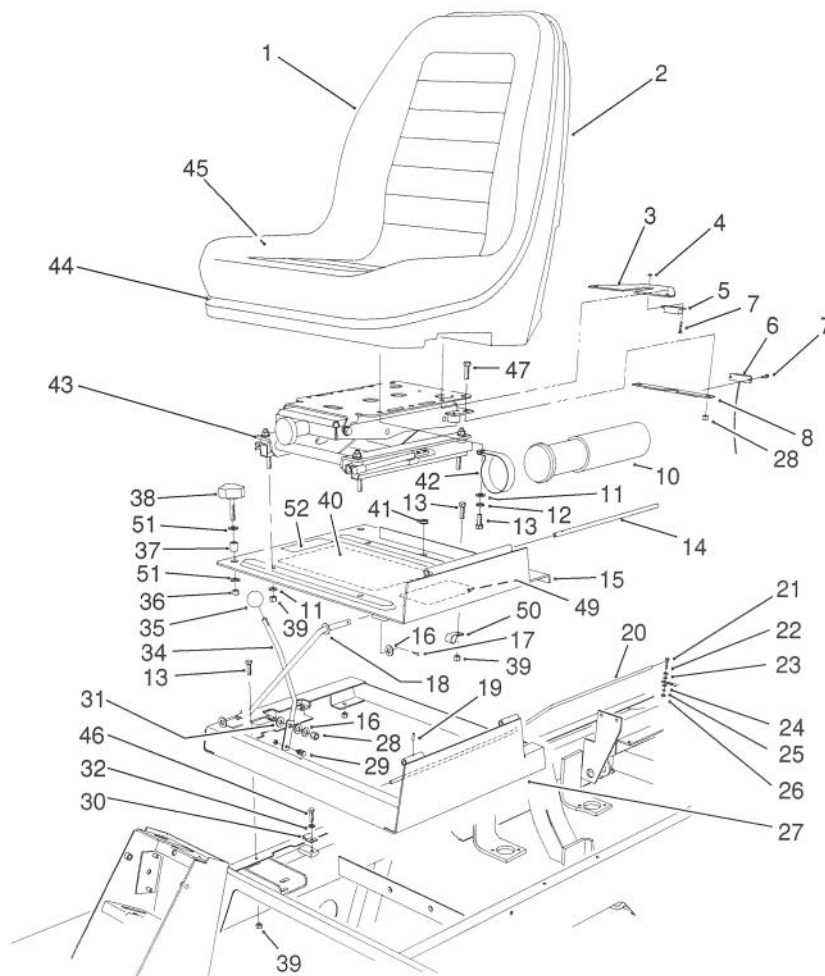


T-1046

SEAT & THROTTLE ASSEMBLY

Ref. No.	Part No.	Description	No. Used
1	66-5400	Seat Assembly (Incl. Ref. #2 & 44-45)	1
2	67-9560	Shell - Seat	1
3	75-4370	Bracket - Switch (Seat)	1
4	3296-54	Nut - Lock	4
5	75-6330	Magnet - Switch	1
6	75-6320	Sensor - Switch	1
7	3250-29	Screw - Cap Hex. Hd.	4
8	75-4360	Bracket - Switch	1
10	74-0720	Tube - Manual	1
11	3256-2	Washer - Flat	8
12	3253-4	Washer - Lock	4
13	322-3	Screw - Cap Hex. Hd.	9
14	75-3400	Shaft - Seat Pivot	1
15	75-3880	Plate - Seat	1
16	3256-24	Washer - Flat	3
17	3272-11	Pin - Cotter	2
18	75-3680	Rod - Seat	1
19	32121-38	Pin - Roll	1
20	75-1350	Cable - Throttle	1
21		Screw - Special	2
22		Sleeve - Connector	2
23		Washer - Spring	2

Ref. No.	Part No.	Description	No. Used
24		Washer - Flat	2
25		Washer - I.T.L.W.	2
26		Nut - Hex.	2
27	75-3300	Frame - Seat	1
28	3296-39	Nut - Lock	3
29	63-6760	Throttle Cable Swivel Assy. (Incl. Ref. #21-26)	2
30	3-6657	Clamp - Cable	1
31	66-2920	Spacer - Throttle	2
32	3253-3	Washer - Lock	1
34	75-3430	Rod - Throttle	1
35	233-42	Knob - Throttle	1
36	3296-59	Nut - Lock	2
37	75-5270	Spacer - Locking Knob	2
38	75-5260	Knob - Locking	2
39	3296-29	Nut - Lock	9
40	75-0760	Decal - Solenoid Info.	1
41	237-141	Grommet	1
42	2412-133	Clamp - R	2
43		Seat Suspension Assembly	1
44		Edging - Seat	1
45	67-9550	Kit - Seat Cushion	1
46	321-4	Screw - Cap Hex. Hd.	1

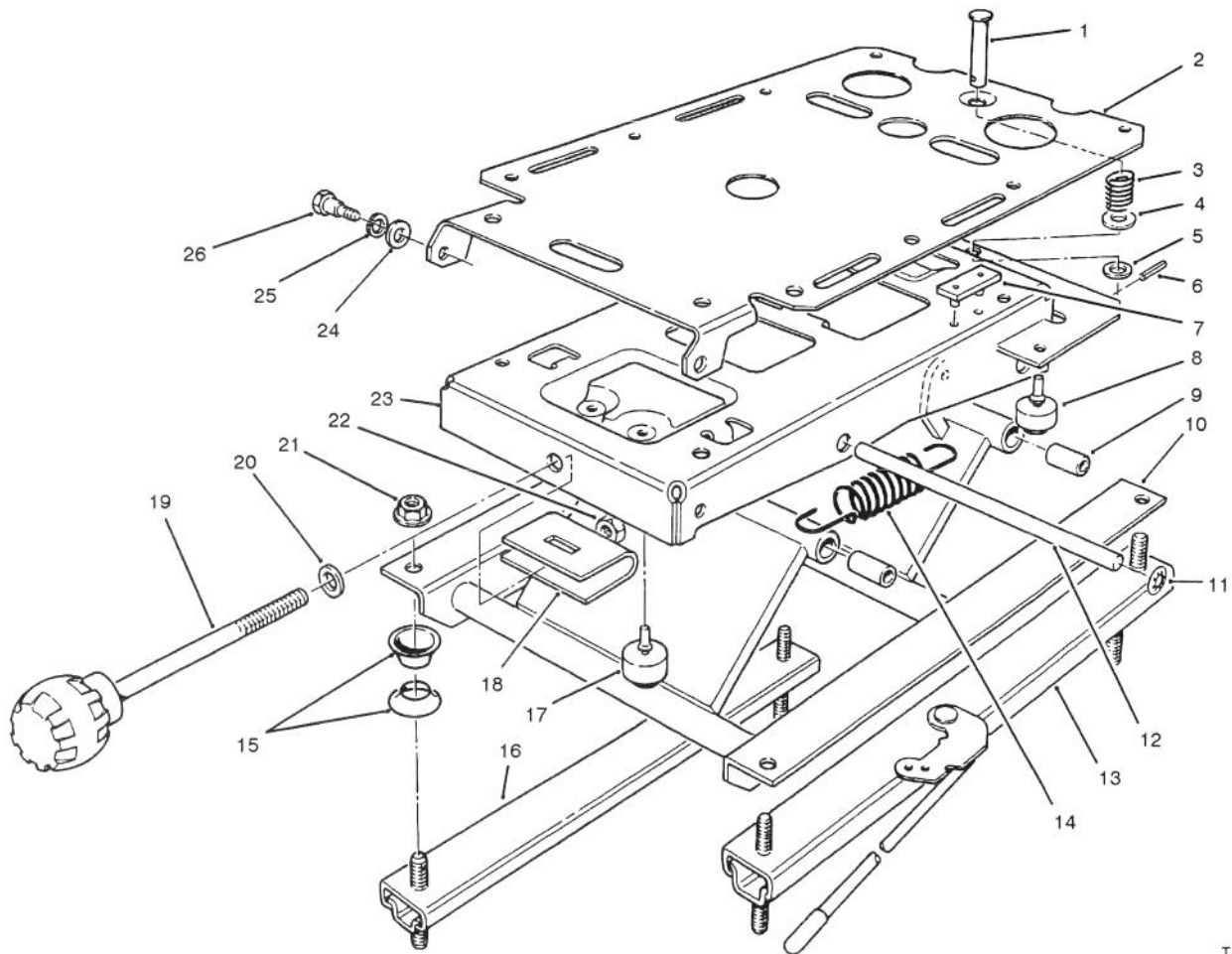


T-1046

SEAT & THROTTLE ASSEMBLY (Continued)

Ref. No.	Part No.	Description	No. Used	Ref. No.	Part No.	Description	No. Used
47	323-4	Screw - Cap Hex. Hd.	2	51	52-2860	Washer - Flat	4
‡49	75-6830	Decal - Danger (English)	1	‡52	83-7440	Decal - Knob (English)	1
50	2412-93	Clamp - R	1				

‡For different language versions of this part, see International Decal Cross Reference.

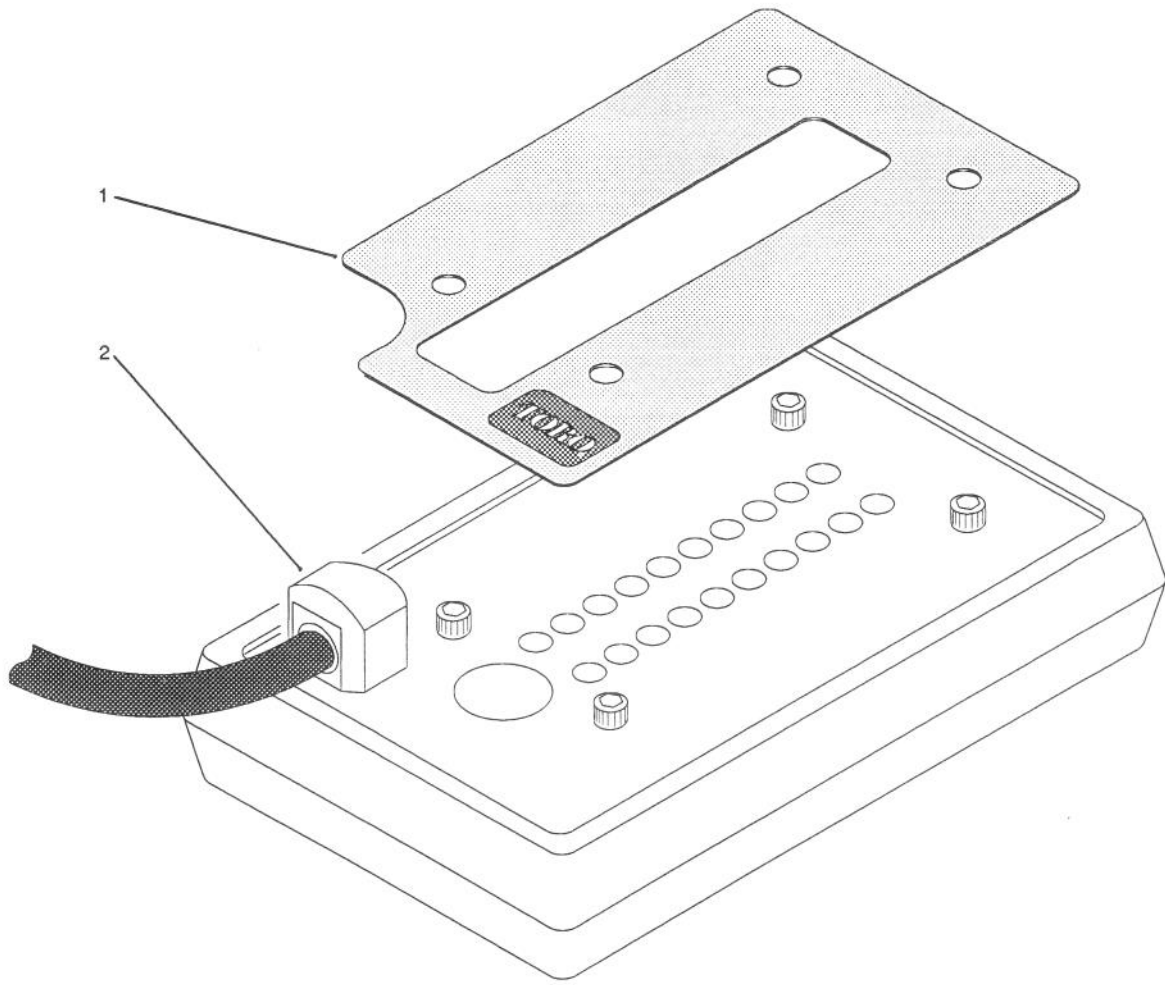


T-1031

SEAT SUSPENSION ASSEMBLY

Ref. No.	Part No.	Description	No. Used
1	80-4860	Pin-Clevis	1
2	75-3580	Plate-Mounting, Seat	1
3	75-3530	Spring-Compression	1
4	3256-5	Washer - Flat	1
5	3256-24	Washer	1
6	75-3540	Pin-Roll	1
7	75-3550	Bumper-Seat	2
8	76-2940	Bumper-Rubber	2
9	76-1920	Bushing-Sleeve	4
10	66-8610	Weldment-Lower	1
11	66-8560	Nut-Push	4
12	76-1910	Shaft-Pivot	2
13	82-9060	Adjuster W/Handle	1

Ref. No.	Part No.	Description	No. Used
14	76-1940	Spring-Extension	2
15	66-9290	Spacer	6
16	66-8530	Adjuster	1
17	66-8520	Bumper-Downstop	2
18	77-2870	Weldment-Hanger	1
19	76-1930	Knob-Tension Adjustment	1
20	3256-46	Washer-Flat	1
21	32128-26	Nut-Flange	4
22	3296-44	Nut-Lock	1
23	75-3480	Weldment-Upper	1
24	3256-26	Washer-Flat	2
25	3253-6	Washer-Lock	2
26	75-3510	Bolt-Shoulder	2

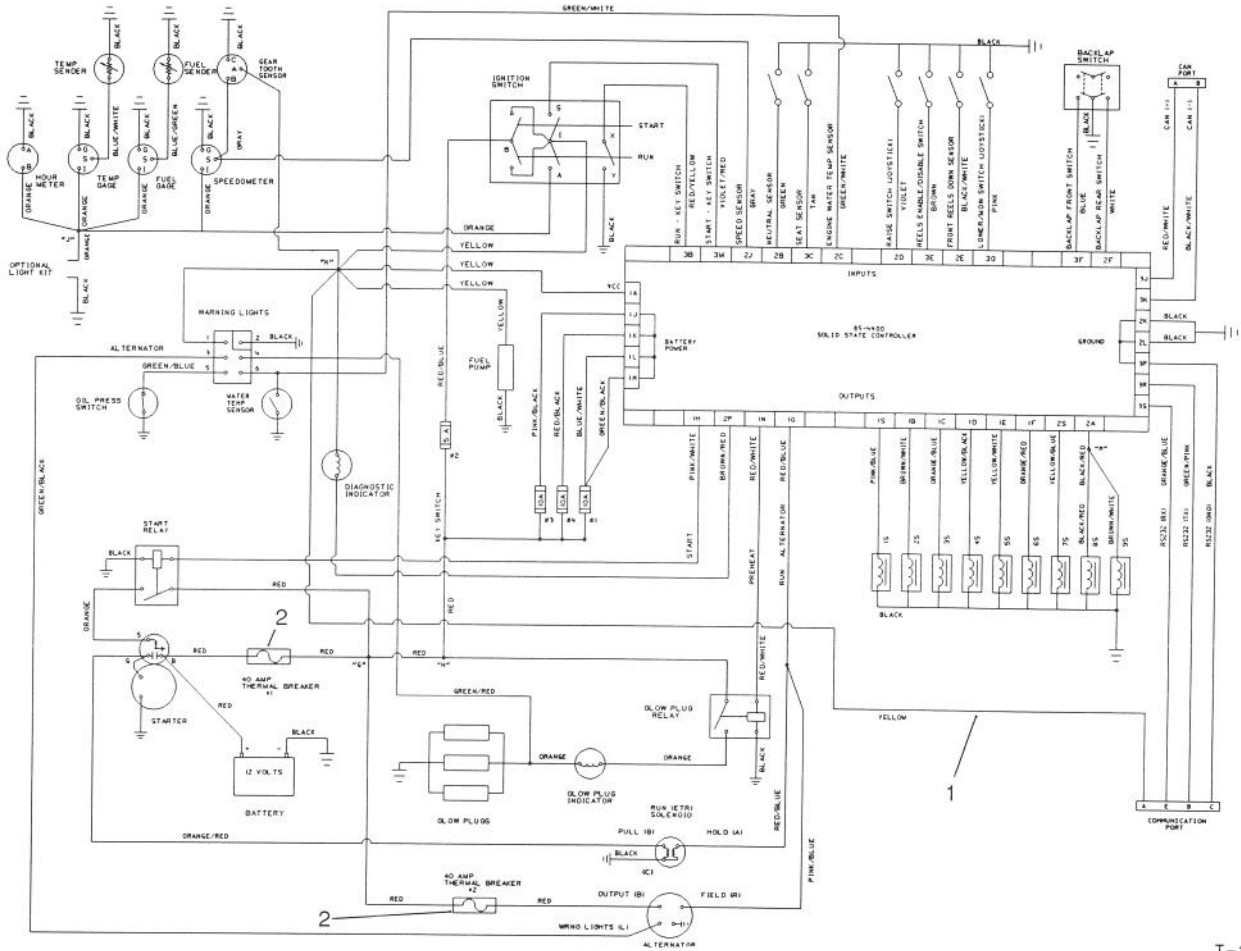


T-1458

DIAGNOSTIC-ACE DISPLAY ASSEMBLY

Ref. No.	Part No.	Description	No. Used
1	85-4820	Decal - Diagnostic-ACE RM 223D V 2.0	1

Ref. No.	Part No.	Description	No. Used
2	85-4750	Box - Diagnostic-ACE	1

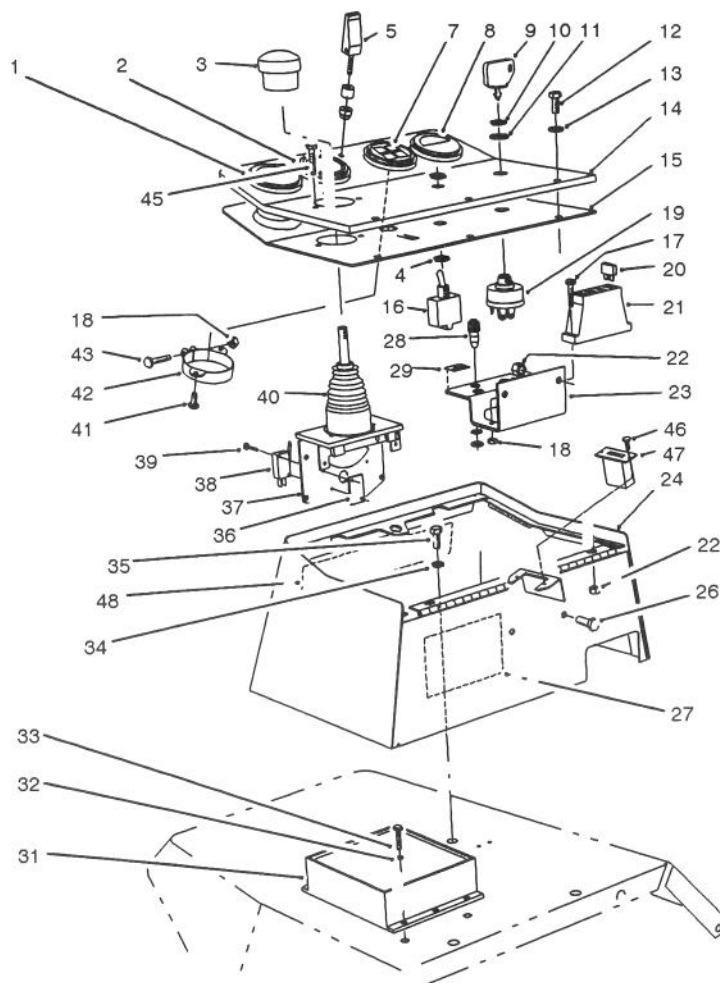


T-1143

ELECTRICAL SCHEMATIC

Ref. No.	Part No.	Description	No. Used
1	85-4360	Harness - Wire Main	1

Ref. No.	Part No.	Description	No. Used
2	70-8570	Breaker - Circuit	2



T-1324

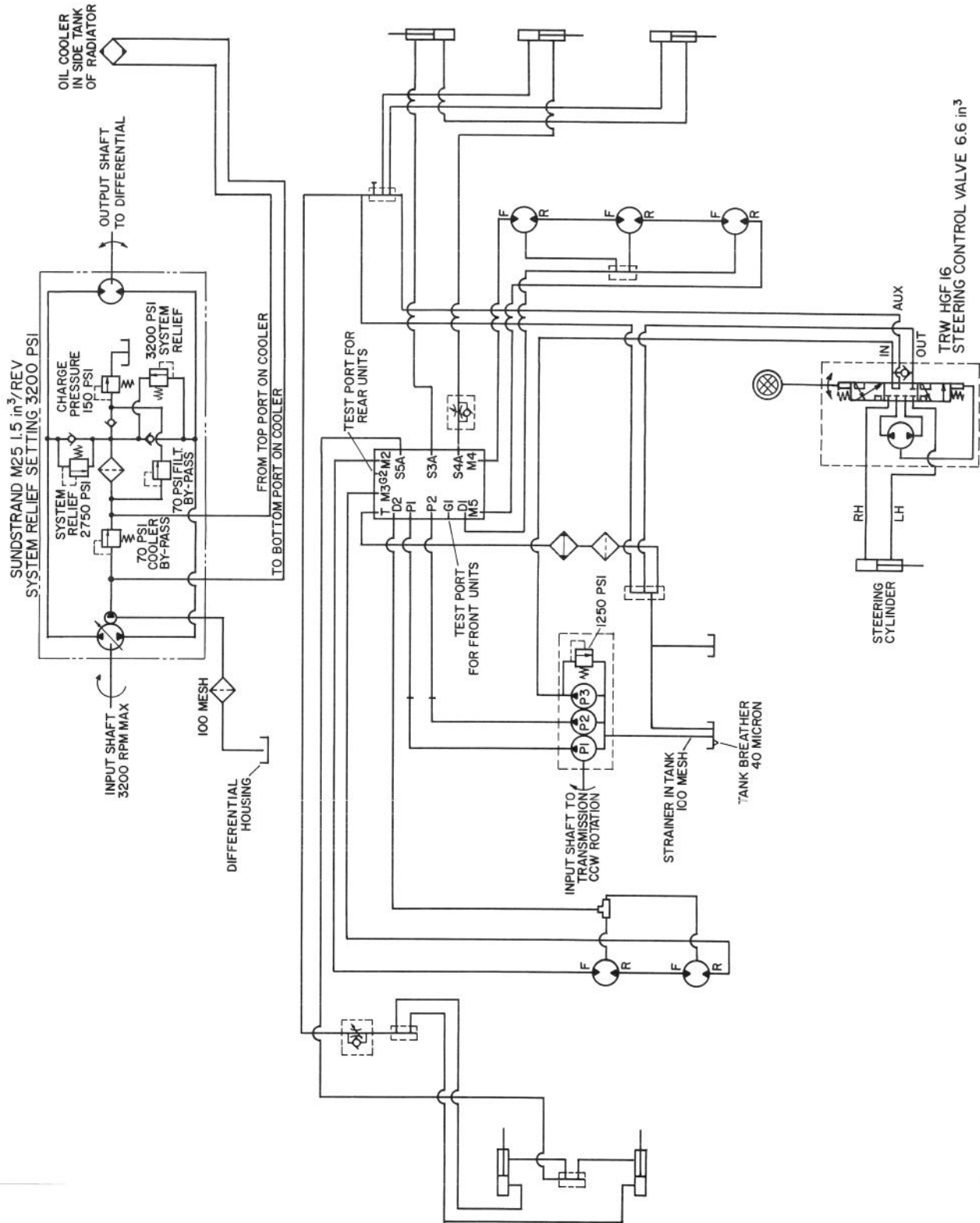
CONTROL CONSOLE ASSEMBLY

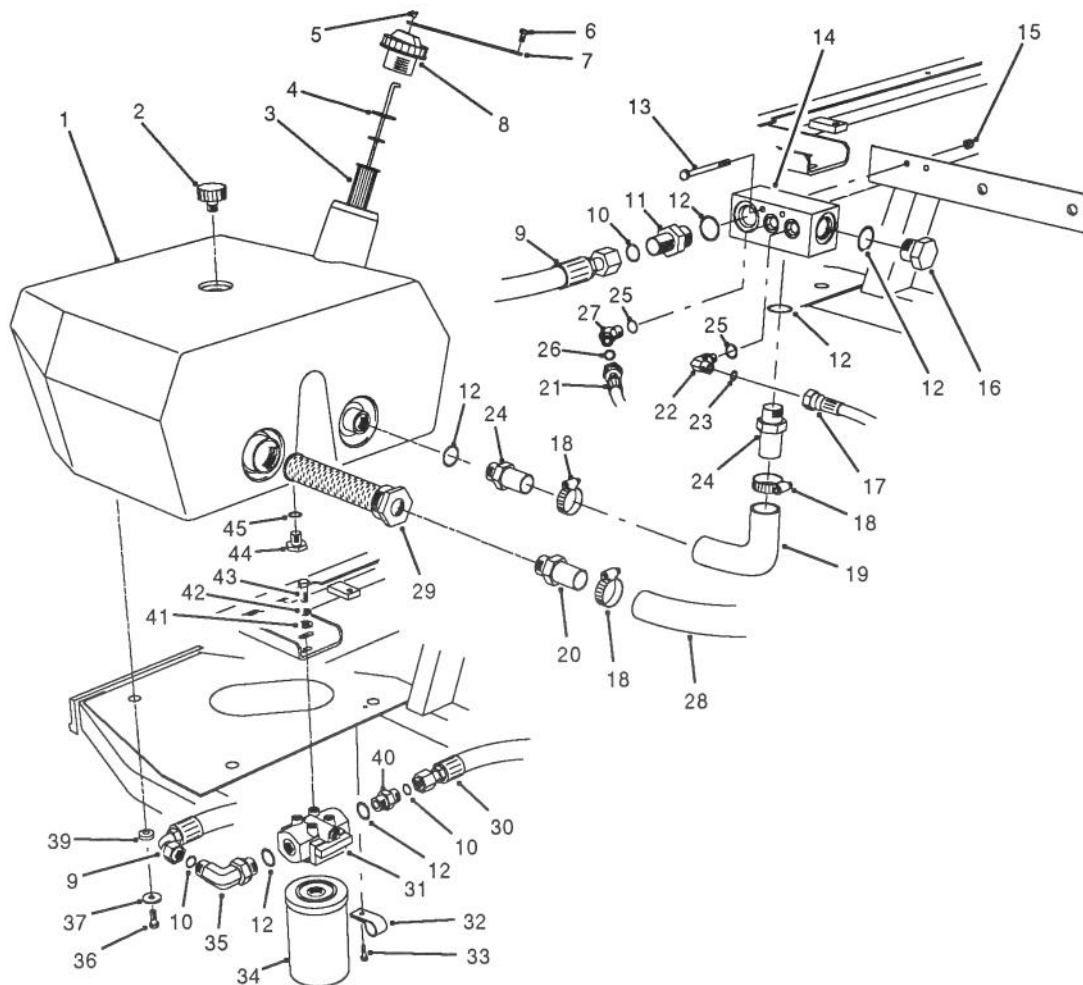
Ref. No.	Part No.	Description	No. Used	Ref. No.	Part No.	Description	No. Used
1	66-2940	Gauge - Fuel	1	24	75-5740	Box - Control	1
2	85-4420	Gauge - Speedometer	1	26	321-39	Screw - Cap Hex. Hd.	2
3	3290-489	Knob - Lift Control	1	‡27	85-4720	Decal - Instruction (English)	1
4	218-498	Nut - Hex.	2	28	219-19	Bulb - Light	3
5	249-48	Swell Latch Assembly	1	29	85-4830	Decal - Diagnostic Light	1
7	66-2960	Cluster - Warning	1	31	85-4400	Controller - Electronic	1
*	75-4710	Harness - Warning Light	1	32	3253-3	Washer - Lock	3
*	219-17	Bulb - Light	4	33	321-4	Screw - Cap Hex. Hd.	3
8	63-7430	Gauge - Temperature	1	34	3256-3	Washer - Flat	4
9	63-8360	Key - Ignition	1	35	322-3	Screw - Cap Hex. Hd.	4
10	218-446	Nut - Locking	1	36	3290-354	Plate - Nut	2
11	218-447	Washer - E.T.L.W.	1	37	75-3420	Lift Control Assembly (Incl. Ref. #3 & 37-40)	1
12	3258-166	Screw - Phillip Hd.	5	38	218-590	Switch - Micro	2
13	3256-1	Washer - Flat	5	39	3290-93	Screw - Cap Hex. Hd.	4
14	75-0590	Panel - Control	1	40	3290-488	Boot - Lift Control	1
15	75-6270	Cover - Control Box	1	41	32144-1	Screw - Cap Hex. Hd.	2
16	75-1010	Toggle Switch Assembly (Incl. Ref. #4)	1	42	69-4780	Clamp - Hour Meter	1
17	32105-13	Screw - Cap Hex. Hd.	2	43	32105-1	Screw - Cap Hex. Hd.	1
18	3296-2	Nut - Lock	3	45	3273-26	Screw - Hex. Socket Hd.	2
19	27-2360	Ignition Switch Assembly (Incl. Ref. #9-11)	1	46	32144-18	Screw - Cap Hex. Hd.	2
20	218-573	Fuse - 5A	10	47	75-6820	Meter - Hour	1
*	218-578	Fuse - 10A	1	48	72-3560	Decal - 4 Wheel Drive	1
*	218-594	Fuse - 20A	1	*	75-4710	Harness - Wire (Warning Lights)	1
21	67-7160	Block - Fuse	1	*	86-7560	Connector - Cover (3 Way)	3
22	3296-42	Nut - Lock	7	*	86-7550	Connector - Cover (2 Way)	2
23	85-4450	Bracket - Fuse Block	1				

*Not Illustrated

‡For different language versions of this part, see International Decal Cross Reference.

HYDRAULIC SCHEMATIC



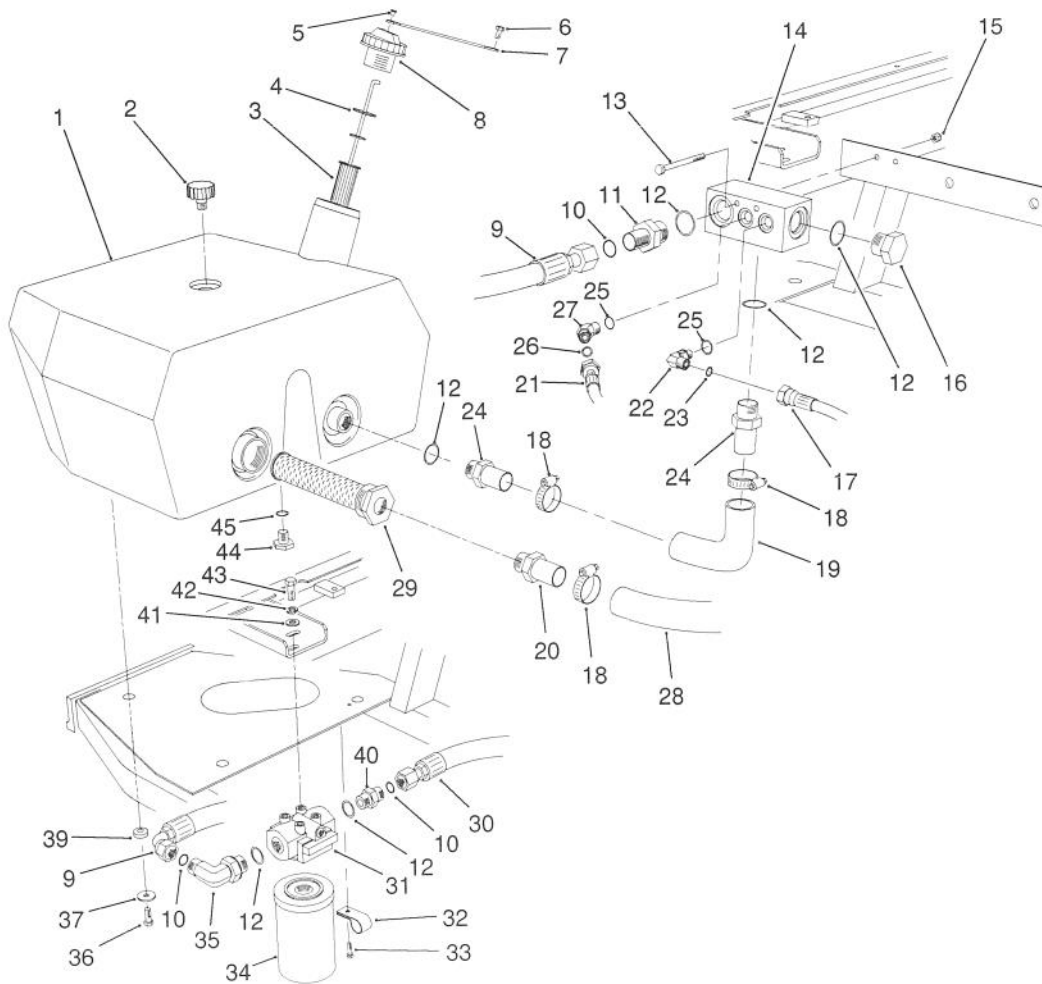


T-1048

HYDRAULIC RESERVOIR ASSEMBLY

Ref. No.	Part No.	Description	No. Used
1	75-1170	Reservoir - Hydraulic	1
2	68-6150	Breather - Hydraulic Tank	1
3	61-2790	Screen - Filler	1
4	75-3710	Dipstick	1
5	2410-73	Retainer - Tether	1
6	321-2	Screw - Cap Hex. Hd.	1
7	75-0540	Tether - Cap	1
8	70-8640	Cap - Hydraulic Reservoir	1
9	75-6130	Hose - Hydraulic	1
10	237-65	Seal - O-Ring	5
11	340-8	Fitting - Hydraulic Straight (Incl. Ref. #10 & 12)	1
12	237-81	Seal - O-Ring	4
13	321-23	Screw - Cap Hex. Hd.	2
14	75-5480	Manifold - Tank	1
15	3296-42	Nut - Lock	2
16	354-74	Fitting - Hydraulic Plug (Incl. Ref. #12)	1
17	75-6250	Hose - Hydraulic	1
18	2412-34	Clamp - Hose	3
19	75-5720	Hose - Hydraulic	1
20	353-682	Fitting - Hydraulic Straight	1

Ref. No.	Part No.	Description	No. Used
21	75-6200	Hose - Hydraulic	1
22	340-77	Fitting - Hydraulic 90° (Incl. Ref. #23 & 25)	1
23	237-22	Seal - O-Ring	3
24	354-73	Fitting - Hydraulic Straight (Incl. Ref. #12)	2
25	237-42	Seal - O-Ring	2
26	237-21	Seal - O-Ring	1
27	340-137	Fitting - Hydraulic 45° (Incl. Ref. #25 & 26)	1
28	75-6870	Hose - Hydraulic Suction	1
29	75-0550	Strainer - Suction	1
30	75-6140	Hose - Hydraulic	1
31	75-1300	Hydraulic Filter Head Assy.	1
32	2412-93	Clamp - R	2
33	32144-10	Screw - Hex. Washer Hd.	2
34	75-1310	Element - Hydraulic Filter	1
35	340-139	Fitting - Hydraulic 90° (Incl. Ref. #10 & 12)	1
36	323-5	Screw - Cap Hex. Hd.	3
37	63-8410	Washer - Flat	3
39	240-11	Grommet	3

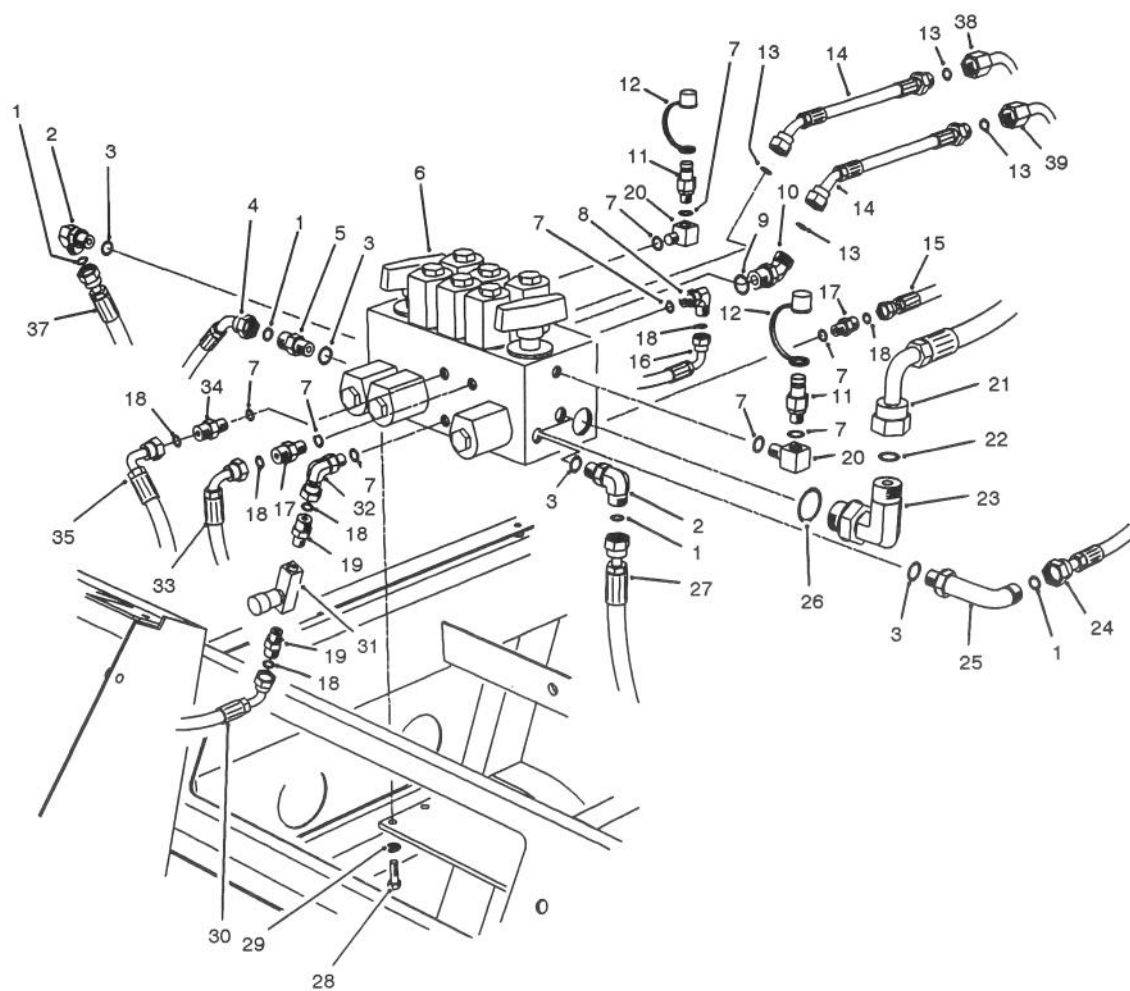


T-1048

HYDRAULIC RESERVOIR ASSEMBLY (Continued)

Ref. No.	Part No.	Description	No. Used
40	340-8	Fitting - Hydraulic Straight (Incl. Ref. #10 & 12)	1
41	3256-24	Washer - Flat	2
42	3253-21	Washer - Lock	2

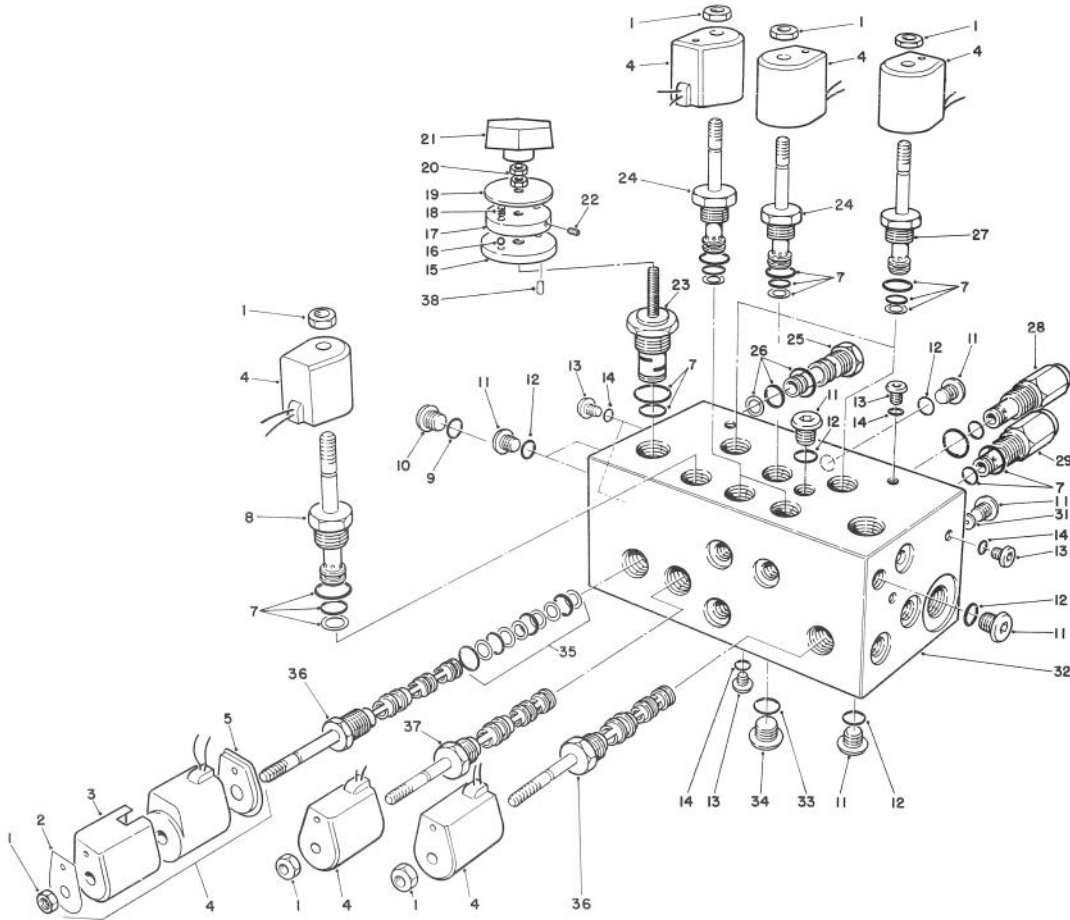
Ref. No.	Part No.	Description	No. Used
43	323-4	Screw - Cap Hex. Hd.	2
44	353-550	Fitting - Plug (Incl. Ref. #45)	1
45	237-79	Seal - O-Ring	1



T-1094

HYDRAULIC CONTROL MANIFOLD ASSEMBLY

Ref. No.	Part No.	Description	No. Used	Ref. No.	Part No.	Description	No. Used
1	237-22	Seal - O-Ring	4	20	75-6640	Fitting - Hydraulic 90° (Incl. Ref. #7)	2
2	340-77	Fitting - Hydraulic 90° (Incl. Ref. #1 & 3)	2	21	75-6160	Hose - Hydraulic	1
3	237-42	Seal - O-Ring	4	22	237-65	Seal - O-Ring	1
4	75-6000	Hose - Hydraulic	1	23	340-139	Fitting - Hydraulic 90° (Incl. Ref. #22 & 26)	1
5	340-2	Fitting - Hydraulic Straight (Incl. Ref. #1 & 3)	1	24	75-6050	Hose - Hydraulic	1
6	75-2150	Control Manifold Assembly	1	25	69-4320	Fitting - Hydraulic 90° (Incl. Ref. #1 & 3)	1
7	237-78	Seal - O-Ring	8	26	237-81	Seal - O-Ring	1
8	340-132	Fitting - Hydraulic 90° (Incl. Ref. #7 & 18)	1	27	75-6040	Hose - Hydraulic	1
9	237-79	Seal - O-Ring	2	28	322-3	Screw - Cap Hex. Hd.	4
10	340-101	Fitting - Hydraulic Straight (Incl. Ref. #9 & 13)	2	29	3253-4	Washer - Lock	4
11	354-77	Fitting - Test Port (Incl. Ref. #7)	2	30	75-5900	Hose - Hydraulic	1
12	354-79	Cap - Test Port	2	31	82-8270	Valve - Flow Control	1
13	237-30	Seal - O-Ring	4	32	340-143	Fitting - Hydraulic 90° (Incl. Ref. #7)	1
14	86-9190	Hose - Hydraulic	2	33	75-6060	Hose - Hydraulic	1
15	75-6120	Hose - Hydraulic	1	34	340-92	Fitting - Hydraulic Straight (Incl. Ref. #7 & 18)	1
16	75-5950	Hose - Hydraulic	1	35	75-5890	Hose - Hydraulic	1
17	340-92	Fitting - Hydraulic Straight (Incl. Ref. #7 & 18)	2	37	75-5990	Hose - Hydraulic	1
18	237-21	Seal - O-Ring	6	38	75-5240	Tube - Hydraulic	1
19	340-13	Fitting - Hydraulic Straight (Incl. Ref. #18)	2	39	75-5250	Tube - Hydraulic	1



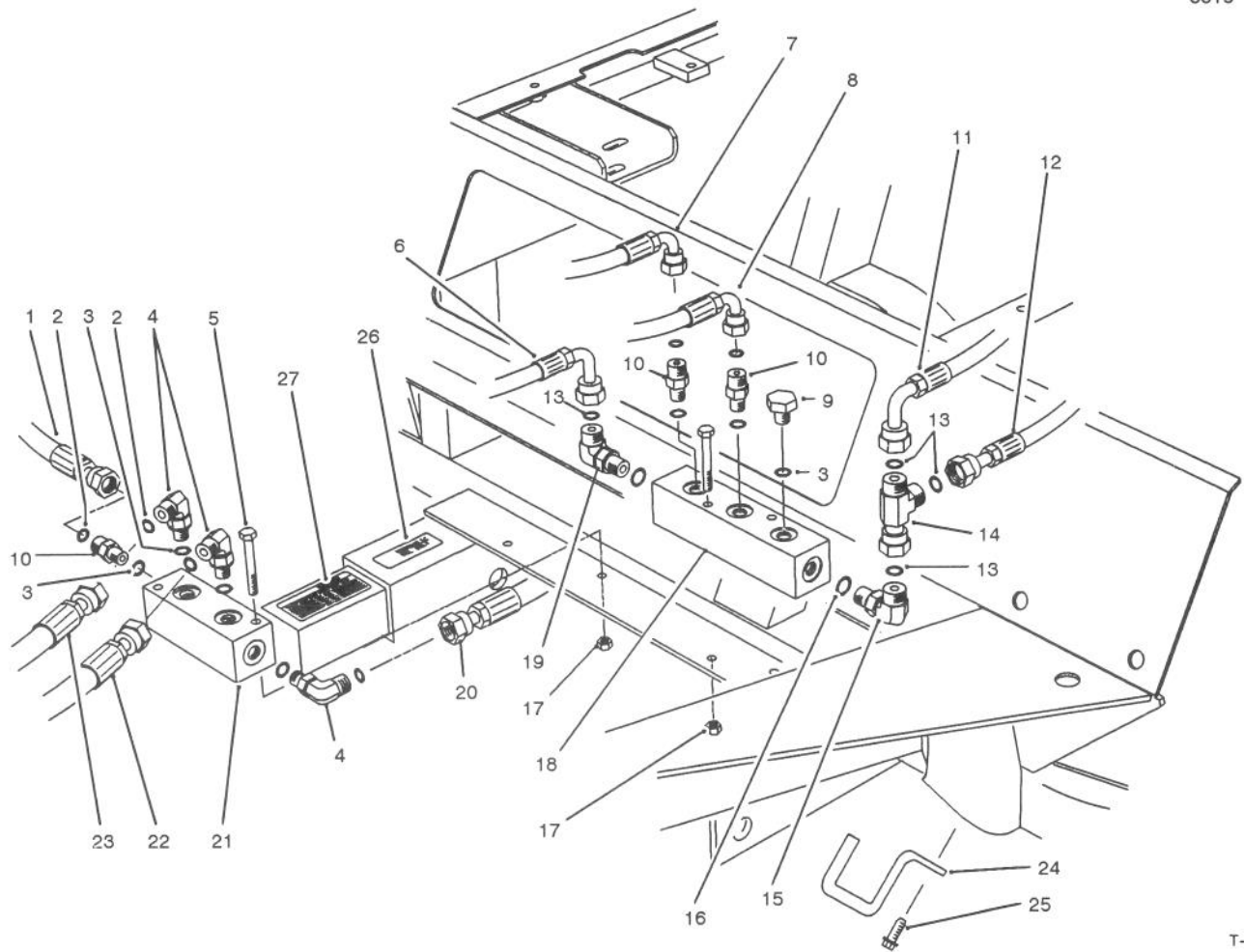
T-1035

CONTROL MANIFOLD ASSEMBLY

Ref. No.	Part No.	Description	No. Used
1	69-4300	Nut	9
†2		Plate - Name	9
†3		Cover - Coil	9
4	69-4290	Solenoid Coil Assembly (Incl. Ref. #1-5)	9
†5		Plate - Coil	9
7	75-2080	Seal Kit	10
8	75-2040	Solenoid Assembly N.C. (Incl. Ref. #7)	1
9	237-80	O-Ring	1
10	354-70	Plug	1
11	353-990	Plug	10
12	237-78	O-Ring	8
13	353-991	Plug	8
14	237-156	O-Ring	8
†15		Plate - Locating	2
†16		Ball - Detent	4
†17		Plate - Detent	2
†18		Spring - Detent	4
†19		Plate - Indicator	2
†20		Nut - Jam	4
†21		Knob Assembly	2
†22		Screw - Set	2
23	75-2060	Rotary Cartridge Assembly (Incl. Ref. #7 & 23)	2

Ref. No.	Part No.	Description	No. Used
24	75-2050	Solenoid Assembly N.C. (Incl. Ref. #7)	3
25	69-4120	Cartridge Assembly N.C. (Incl. Ref. #26)	2
26	69-4240	Seal Kit	2
27	75-2030	Solenoid Assembly N.O. (Incl. Ref. #7)	2
28	75-0920	Relief Cartridge Assembly 3000 psi (Incl. Ref. 30)	1
29	75-2010	Relief Cartridge Assembly 2000 psi (Incl. Ref. 30)	1
31	75-2070	Plug - Orifice	2
†32		Body - Manifold	1
33	237-42	O-Ring	1
34	353-989	Plug	1
35	75-2090	Seal Kit	3
36	75-2020	Solenoid Assembly (Incl. Ref. #35)	2
37	75-6910	Solenoid Assembly (Incl. Ref. #35)	1
38	84-5280	Pin - Spring	1
*	82-8520	Detent Assembly Kit (Incl. Ref. #15-22 & 38)	1

*Not Illustrated
†Not Serviceable Separately

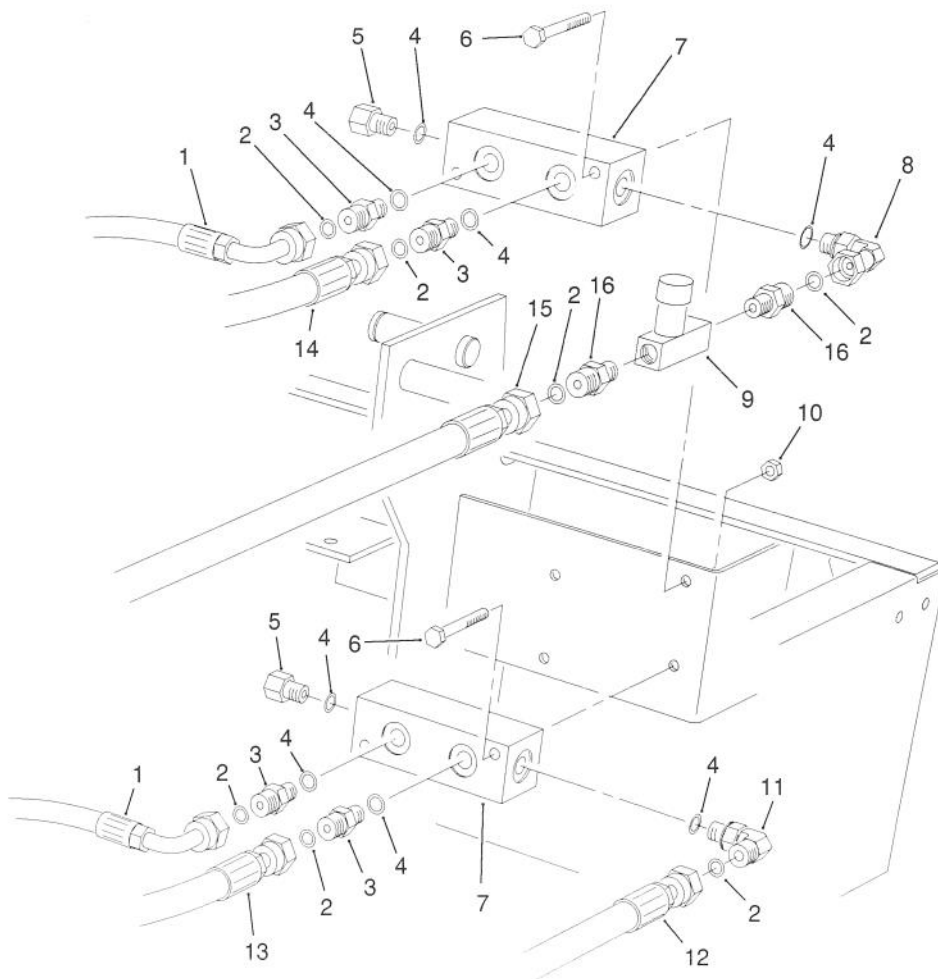


T-1058

FRONT HYDRAULIC MANIFOLDS

Ref. No.	Part No.	Description	No. Used	Ref. No.	Part No.	Description	No. Used
1	75-5980	Hose - Hydraulic	1	14	340-151	Fitting - Hydraulic Tee (Incl. Ref. #13)	1
2	237-21	Seal - O-Ring	6	15	340-82	Fitting - Hydraulic 90° (Incl. Ref. #13 & 16)	1
3	237-78	Seal - O-Ring	7	16	237-42	Seal - O-Ring	2
4	340-132	Fitting - Hydraulic 90° (Incl. Ref. #2 & 3)	3	17	3296-42	Nut - Lock	4
5	321-11	Screw - Cap Hex. Hd.	4	18	75-1190	Manifold - Hydraulic	1
6	75-5940	Hose - Hydraulic	1	19	340-77	Fitting - Hydraulic 90° (Incl. Ref. #13 & 16)	1
7	75-5890	Hose - Hydraulic	1	20	75-5950	Hose - Hydraulic	1
8	75-5910	Hose - Hydraulic	1	21	75-1180	Manifold - Hydraulic	1
9	355-12	Plug - Hydraulic (Incl. Ref. #3)	1	22	75-5960	Hose - Hydraulic	1
10	340-92	Fitting - Hydraulic Straight (Incl. Ref. #2 & 3)	3	23	75-5970	Hose - Hydraulic	1
11	75-6020	Hose - Hydraulic	1	24	75-5300	Rod - Hose Support	2
12	75-6200	Hose - Hydraulic	1	25	49-2040	Screw - Hex. Washer Hd.	4
13	237-22	Seal - O-Ring	4	26	85-4730	Decal - Oil	1
				27	88-0440	Decal - Floor Plate	1

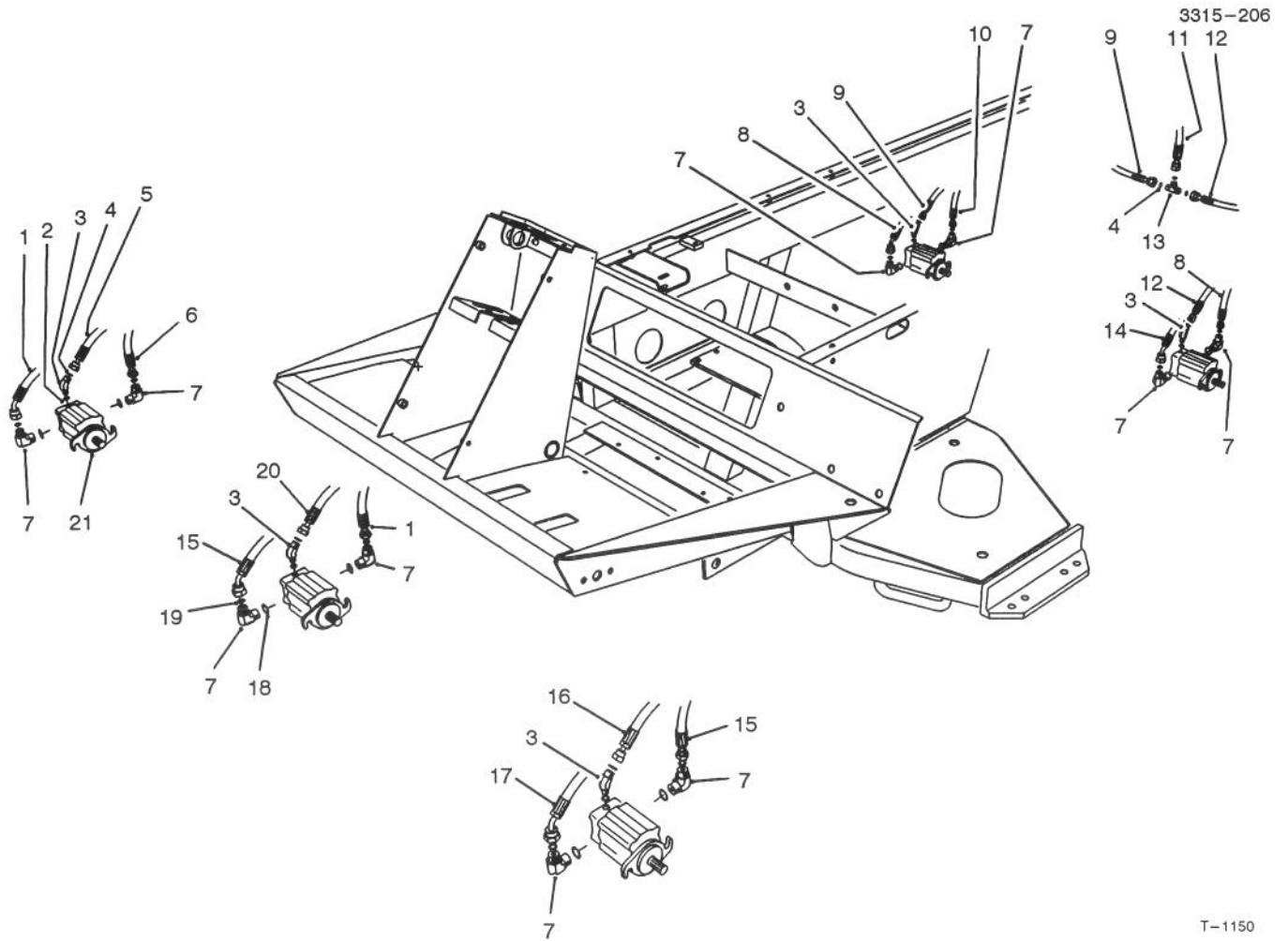
*Not Illustrated



T-1095

REAR HYDRAULIC MANIFOLDS

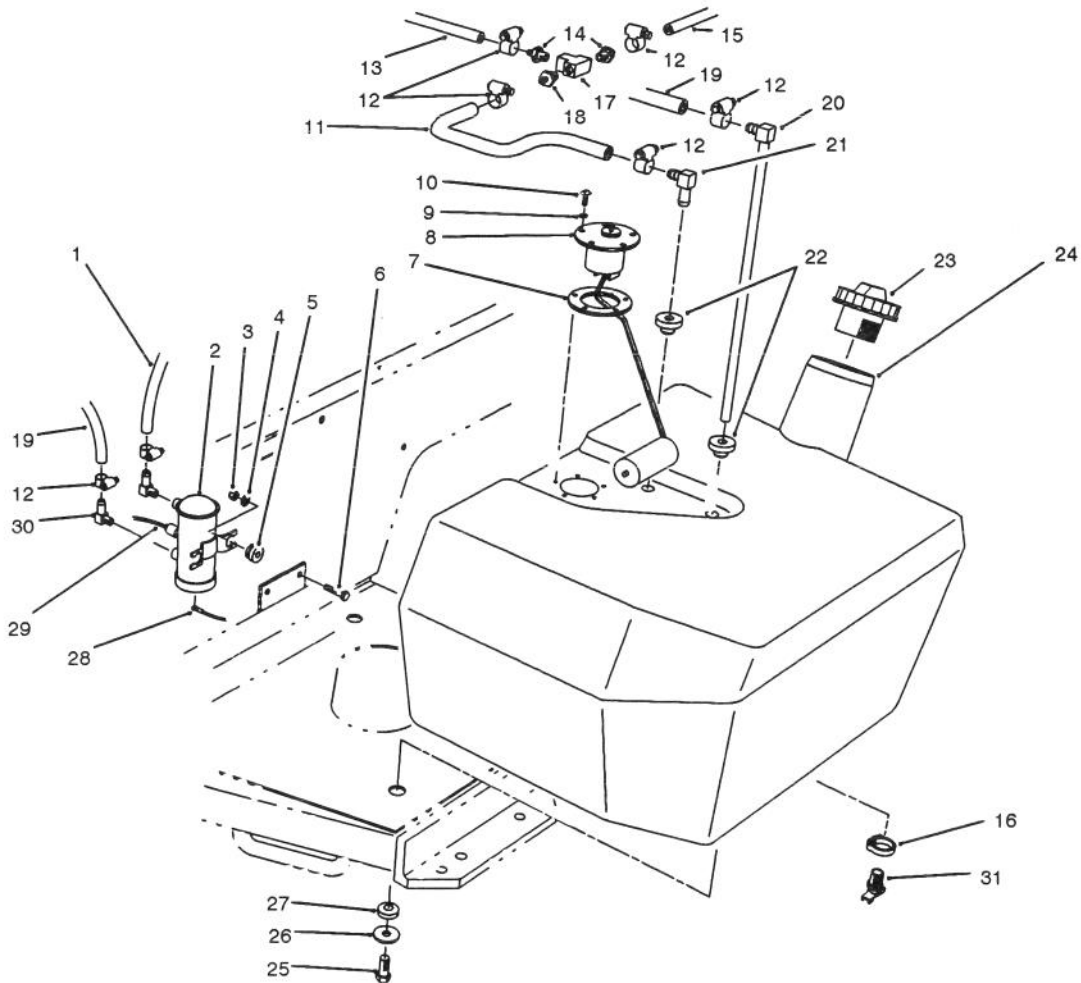
Ref. No.	Part No.	Description	No. Used	Ref. No.	Part No.	Description	No. Used
1	75-6180	Hose - Hydraulic	2	9	82-8270	Valve - Flow Control	1
2	237-21	Seal - O-Ring	7	10	3296-42	Nut - Lock	4
3	340-92	Fitting - Hydraulic Straight (Incl. Ref. #2 & 4)	4	11	340-132	Fitting - Hydraulic 90° (Incl. Ref. #2 & 4)	1
4	237-78	Seal - O-Ring	8	12	75-6060	Hose - Hydraulic	1
5	353-512	Fitting - Hydraulic Plug (Incl. Ref. #4)	2	13	75-6080	Hose - Hydraulic	1
6	321-11	Screw - Cap Hex. Hd.	4	14	75-6070	Hose - Hydraulic	1
7	75-1180	Manifold	2	15	75-6020	Hose - Hydraulic	1
8	340-143	Fitting - Hydraulic 90° (Incl. Ref. #4)	1	16	340-13	Fitting - Hydraulic Straight (Incl. Ref. #2)	2



T-1150

CUTTING UNIT HYDRAULIC COMPONENTS

Ref. No.	Part No.	Description	No. Used	Ref. No.	Part No.	Description	No. Used
1	75-6030	Hose - Hydraulic	1	11	75-6120	Hose - Hydraulic	1
2	237-78	Seal - O-Ring	5	12	75-6100	Hose - Hydraulic	1
3	340-103	Fitting - Hydraulic 45° (Incl. Ref. #2 & 4)	5	13	340-21	Fitting - Hydraulic Tee (Incl. Ref. #4)	1
4	237-21	Seal - O-Ring	8	14	75-6050	Hose - Hydraulic	1
5	75-5980	Hose - Hydraulic	1	15	75-6010	Hose - Hydraulic	1
6	75-6000	Hose - Hydraulic	1	16	75-5960	Hose - Hydraulic	1
7	340-18	Fitting - Hydraulic 90° (Incl. Ref. #18 & 19)	10	17	75-5990	Hose - Hydraulic	1
8	75-6190	Hose - Hydraulic	1	18	237-79	Seal - O-Ring	10
9	75-6110	Hose - Hydraulic	1	19	237-22	Seal - O-Ring	10
10	75-6040	Hose - Hydraulic	1	20	75-5970	Hose - Hydraulic	1
				21	75-1400	Motor - Hydraulic	5



T-1049

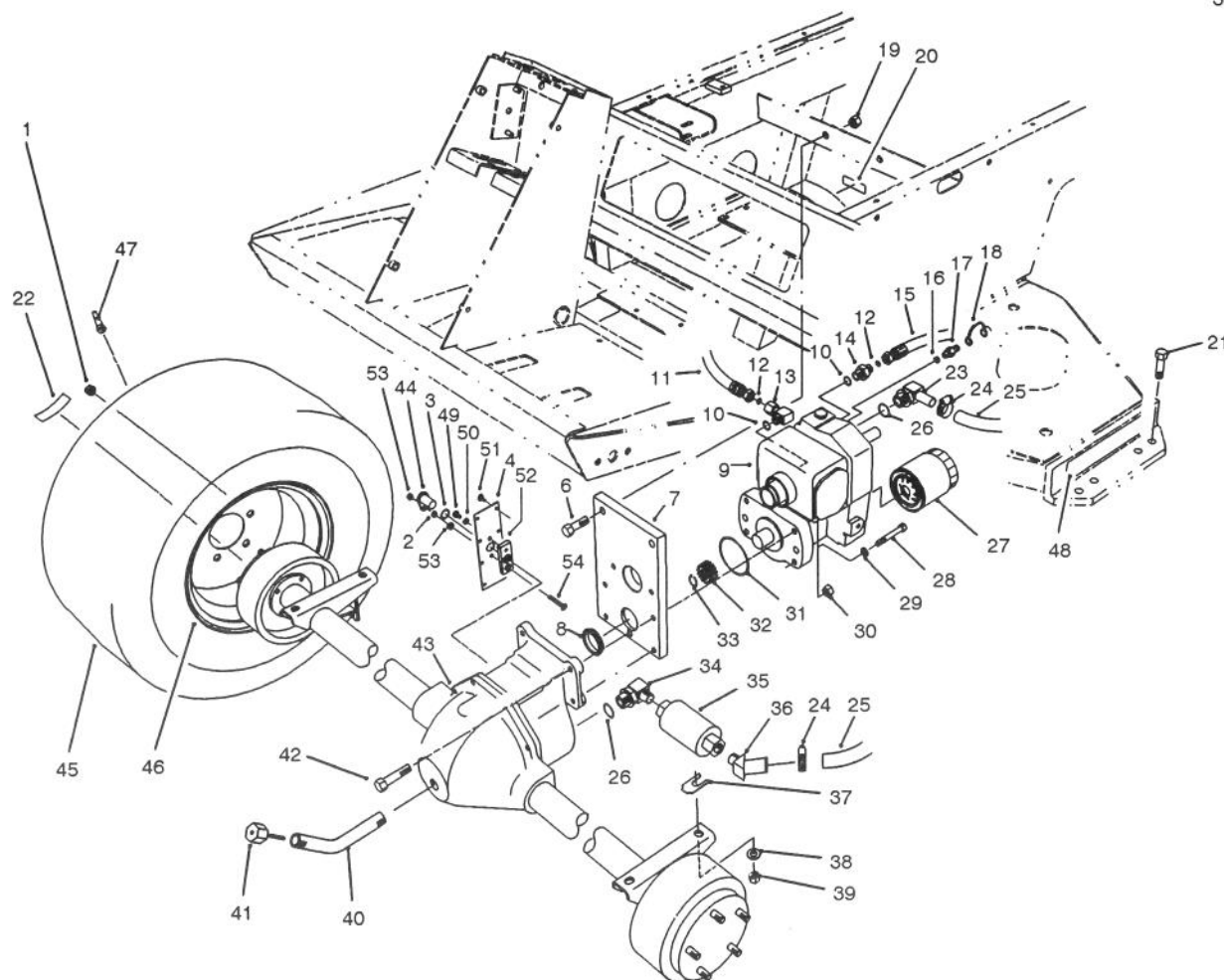
FUEL TANK ASSEMBLY

Ref. No.	Part No.	Description	No. Used
1	63-7610	Hose - Fuel	1
2	70-8460	Fuel Pump Assembly (Incl. Ref. #5 & 28-29)	1
3	3296-42	Nut - Lock	2
4	3256-22	Washer - Flat	2
†5		Mount - Rubber	2
6	321-8	Screw - Cap Hex. Hd.	2
7	62-7650	Gasket - Sending Unit	1
8	63-7640	Unit - Sending	1
9	3253-15	Washer - Lock	5
10	32122-24	Screw - Round Hd.	5
11	27-5340	Hose - Fuel	1
12	2412-108	Clamp - Hose	7
13	75-4700	Hose - Fuel	1
14	354-22	Fitting - Fuel Straight	2
15	75-4701	Hose - Fuel	1
16	2412-36	Clamp - Drain	1

Ref. No.	Part No.	Description	No. Used
17	354-20	Fitting - Fuel Tee	1
18	354-21	Fitting - Fuel Straight	1
19	44-2670	Hose - Fuel	1
20	66-8121	Standpipe - Elbow 90°	1
21	46-6550	Connector - Fuel Elbow 90°	1
22	46-6560	Grommet	2
23	70-8620	Cap - Fuel Tank (Green)	1
*	70-8621	Cap - Fuel Tank (Black)	1
24	75-1080	Tank - Fuel	1
25	323-5	Screw - Cap Hex. Hd.	3
26	63-8410	Washer - Flat	3
27	240-11	Grommet	3
28	70-8530	Wire - Fuel Pump	1
29	218-579	Wire - Fuel Pump	1
30	67-1690	Fitting - Fuel Elbow 90°	2
31	304-46	Fitting - Drain	1

*Not Illustrated

†Not Serviced Separately

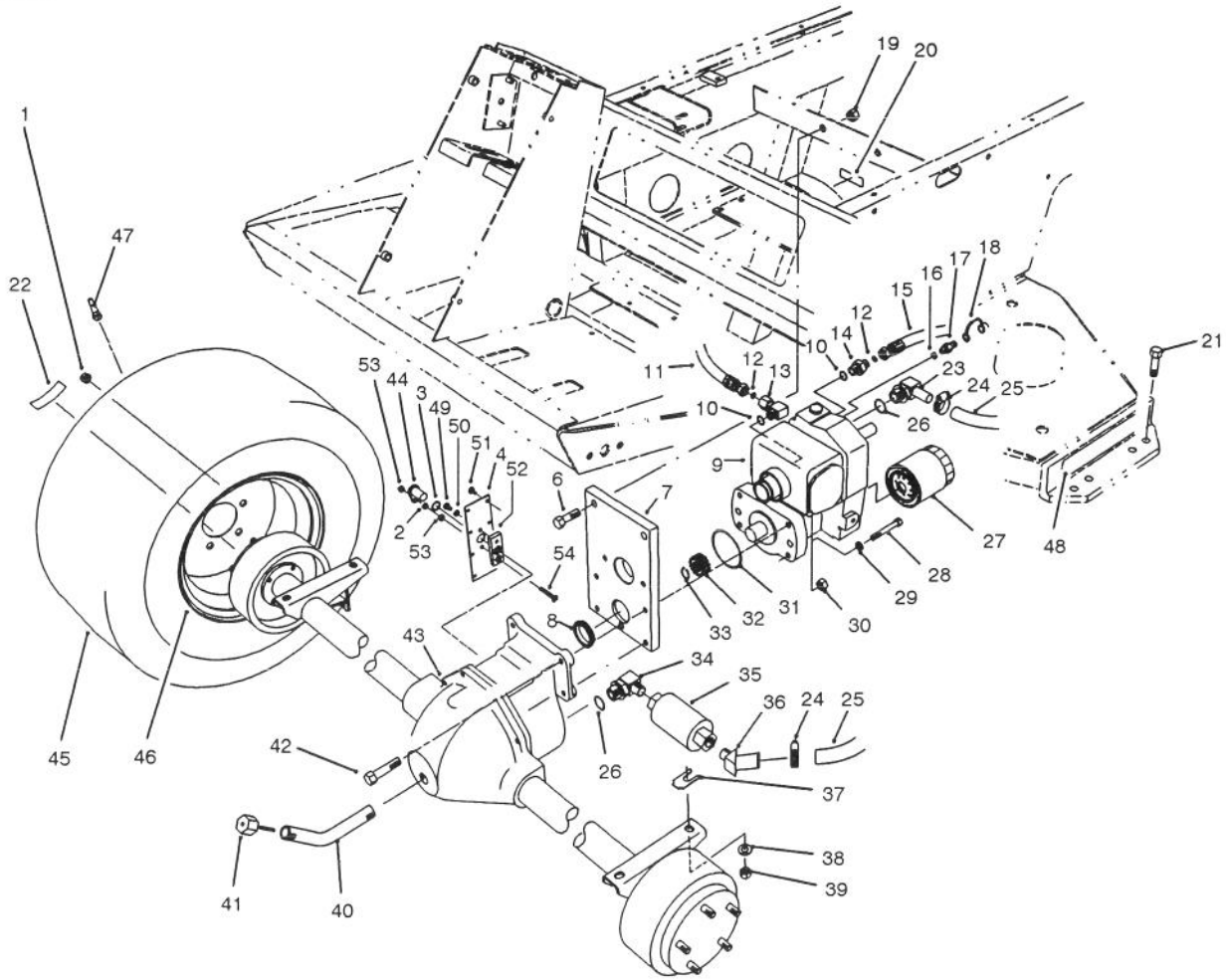


T-1050

FRONT AXLE & TRANSMISSION ASSEMBLY

Ref. No.	Part No.	Description	No. Used	Ref. No.	Part No.	Description	No. Used
1	23-7270	Nut - Lug	10	23	75-4720	Fitting - Hydraulic 90° (Incl. Ref. #26)	1
2	3218-1	Nut - Jam	1	24	2412-34	Clamp - Hose	2
3	237-181	Seal - O-Ring	1	25	75-6350	Hose	1
4	85-4330	Cover - Gear	1	26	237-81	Seal - O-Ring	2
6	325-7	Screw - Cap Hex. Hd.	2	27	75-1330	Filter - Oil	1
7	75-3100	Transmission Support Assy. (Incl. Ref. #8)	1	28	323-12	Screw - Cap Hex. Hd.	2
8	75-3110	Collar - Transmission	1	29	3253-21	Washer - Lock	2
9	75-0010	Transmission Assembly	1	30	3296-39	Nut - Lock	2
10	237-79	Seal - O-Ring	2	31	237-161	Seal - O-Ring	1
11	75-6170	Hose - Hydraulic	1	32	86-7220	Gear - Pinion	1
12	237-22	Seal - O-Ring	2	33	32151-62	Ring - Retaining	1
13	340-18	Fitting - Hydraulic 90° (Incl. Ref. #10 & 12)	1	34	354-75	Fitting - Hydraulic 90° (Incl. Ref. #26)	1
14	340-3	Fitting - Hydraulic Straight (Incl. Ref. #10 & 12)	1	35	75-6340	Strainer - In-Line	1
15	75-6150	Hose - Hydraulic	1	36	354-72	Fitting - Hydraulic 45°	1
16	237-78	Seal - O-Ring	1	37	42-6080	Shim - Axle	A/R
17	354-77	Fitting - Hydraulic Test Port (Incl. Ref. #16)	1	38	3256-25	Washer - Flat	4
18	354-79	Cap - Test Port	1	39	3296-48	Nut - Lock	4
19	3296-23	Nut - Lock	2	40	75-6850	Tube - Oil Fill	1
‡20	77-0490	Decal - Bolt (English)	1	41	27-3710	Dipstick - Axle	1
21	324-6	Screw - Cap Hex. Hd.	4	42	323-20	Screw - Cap Hex. Hd.	2
22	76-8730	Decal - Bolt Torque	2	43	86-7200	Front Axle Assembly	1
				44	85-4350	Sensor - Gear Tooth	1
				45	231-134	Tire	2

‡For different language versions of this part, see International Decal Cross Reference.

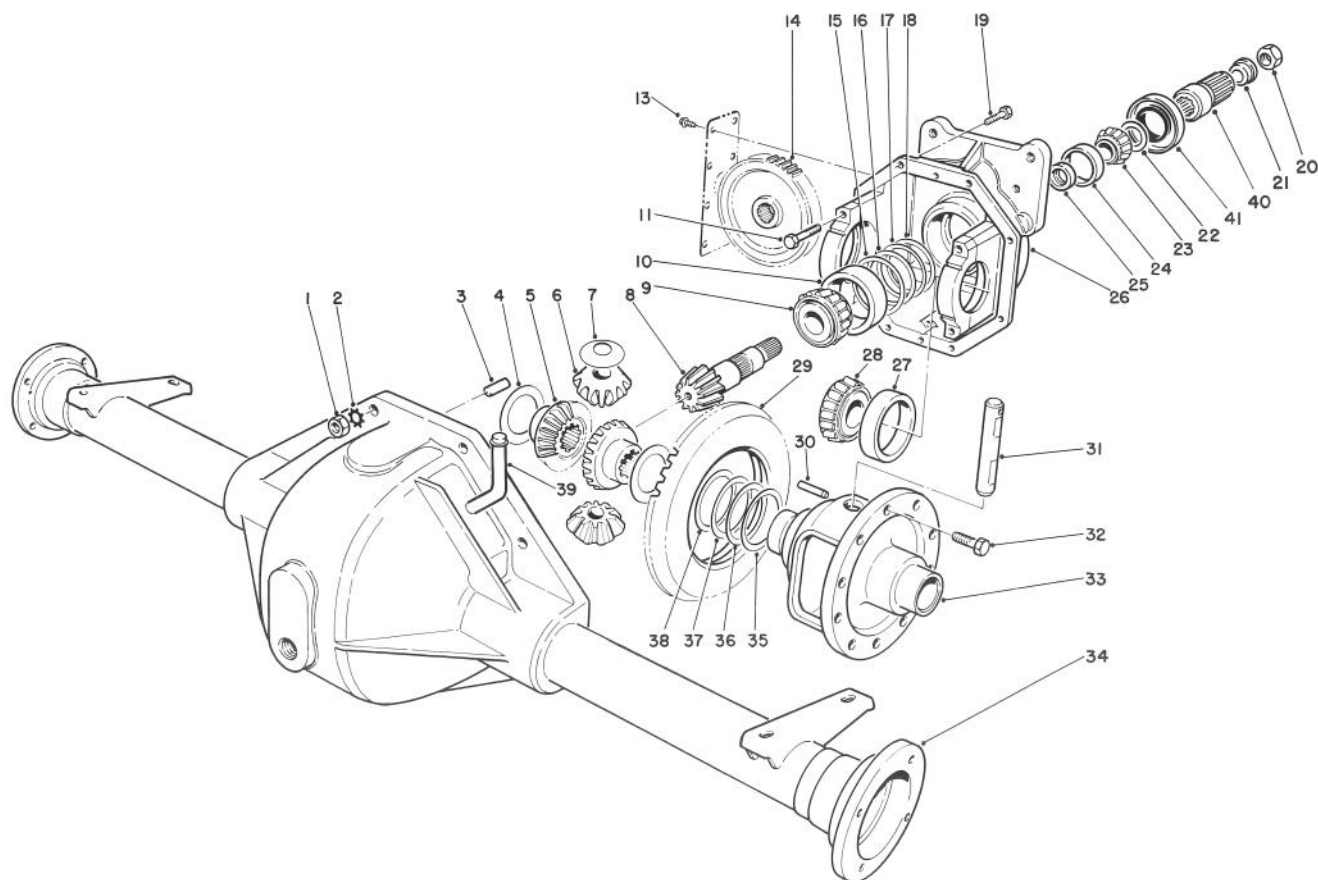


T-1050

FRONT AXLE & TRANSMISSION ASSEMBLY (Continued)

Ref. No.	Part No.	Description	No. Used	Ref. No.	Part No.	Description	No. Used
46	217-120	Rim	2	51	32144-112	Screw - Cap Hex. Hd.	8
47	232-27	Stem - Valve	2	52	85-4340	Plate - Sensor Mounting	1
‡48	75-0810	Decal - Caution (English)	2	53	3296-56	Nut - Lock	2
49	321-2	Screw - Cap Hex. Hd.	1	54	32108-9	Screw - Machine	1
50	3253-3	Washer - Lock	1				

‡For different language versions of this part, see International Decal Cross Reference.



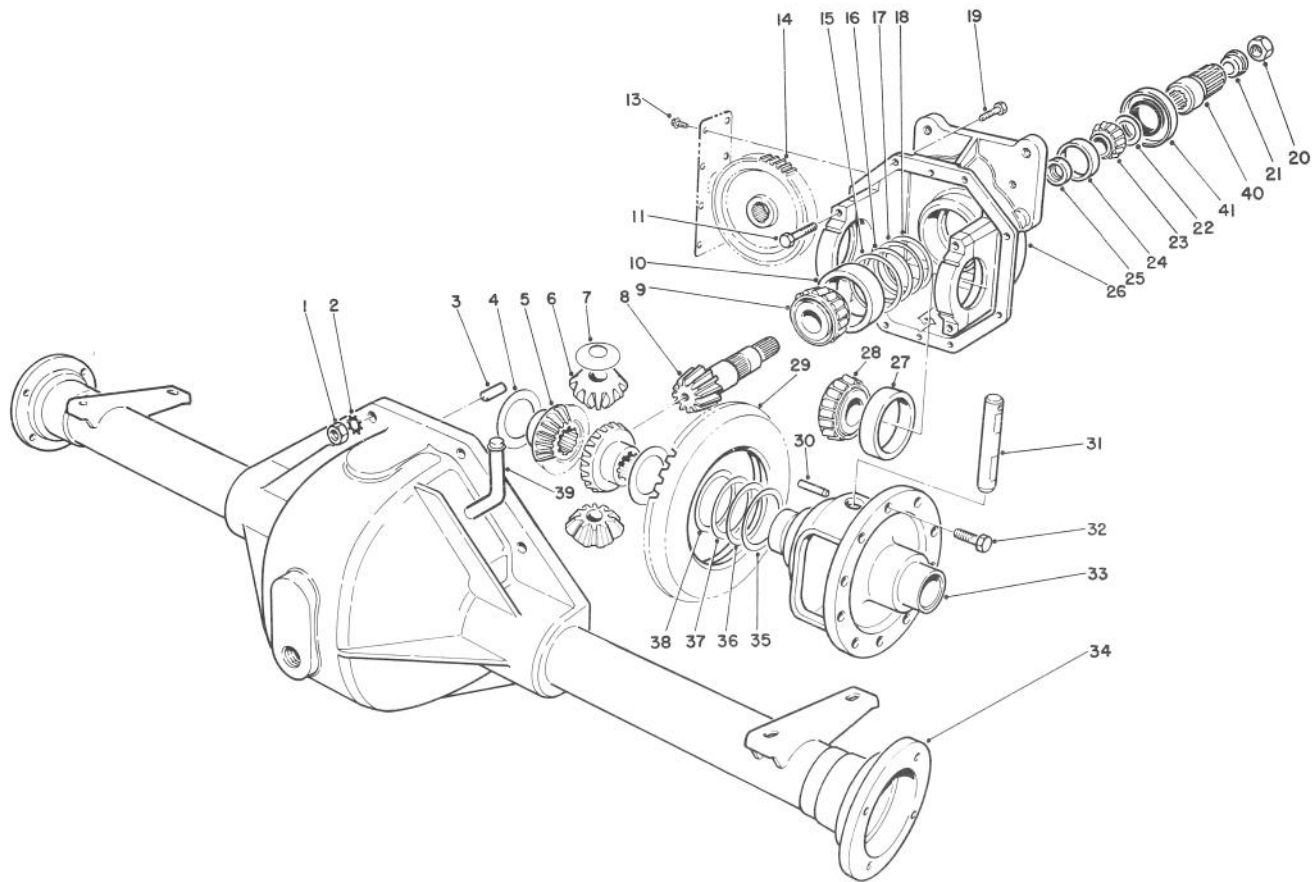
T-1315

FRONT AXLE ASSEMBLY NO. 86-7200

Ref. No.	Part No.	Description	No. Used	Ref. No.	Part No.	Description	No. Used
1	3219-2	Nut	8	22	72-3573	Shim .100 - Diff. Adjust.	A/R
2	3255-8	Washer-Lock	8	*	72-3574	Shim .102 - Diff. Adjust.	A/R
3	21-8270	Pin-Dowel	2	*	72-3575	Shim .104 - Diff. Adjust.	A/R
4	21-7720	Washer-Thrust	2	*	72-3576	Shim .106 - Diff. Adjust.	A/R
5	24-8790	Gear-Bevel, Differential	2	*	72-3577	Shim .108 - Diff. Adjust.	A/R
6	21-7690	Gear-Pinion	2	*	72-3578	Shim .110 - Diff. Adjust.	A/R
7	21-7730	Washer-Thrust	2	*	72-3580	Shim .112 - Diff. Adjust.	A/R
†8		Pinion-Drive	1	*	72-3581	Shim .114 - Diff. Adjust.	A/R
9	43-6760	Cone-Bearing, tapered	1	*	72-3582	Shim .116 - Diff. Adjust.	A/R
10	43-6750	Cup-Bearing, Tapered	1	*	72-3583	Shim .118 - Diff. Adjust.	A/R
11	324-23	Screw-Cap, Hex Hd.	4	*	72-3584	Shim .120 - Diff. Adjust.	A/R
13	32144-112	Screw-Thread Forming	8	*	72-3585	Shim .125 - Diff. Adjust.	A/R
14	86-7230	Gear-Spur	1	*	72-3586	Shim .127 - Diff. Adjust.	A/R
15	43-6710	Diff. Adjust. Shim .003	A/R	*	72-3587	Shim .129 - Diff. Adjust.	A/R
16	43-6711	Diff. Adjust. Shim .005	A/R	*	72-3588	Shim .131 - Diff. Adjust.	A/R
17	43-6712	Diff. Adjust. Shim .010	A/R	*	72-3590	Shim .133 - Diff. Adjust.	A/R
18	43-6713	Diff. Adjust. Shim .030	A/R	*	72-3591	Shim .135 - Diff. Adjust.	A/R
19	3210-7	Screw-Cap, Hex Hd.	8	*	72-3592	Shim .137 - Diff. Adjust.	A/R
20	71-4350	Nut	1	*	72-3593	Shim .139 - Diff. Adjust.	A/R
21	83-5130	Spacer - Pinion	1	*	72-3594	Shim .141 - Diff. Adjust.	A/R
22	72-3570	Shim .094 - Diff. Adjust.	A/R	*	72-3595	Shim .143 - Diff. Adjust.	A/R
*	72-3571	Shim .096 - Diff. Adjust.	A/R	*	72-3596	Shim .145 - Diff. Adjust.	A/R
*	72-3572	Shim .098 - Diff. Adjust.	A/R	*	72-3597	Shim .147 - Diff. Adjust.	A/R

*Not Illustrated

†Not Serviced Separately



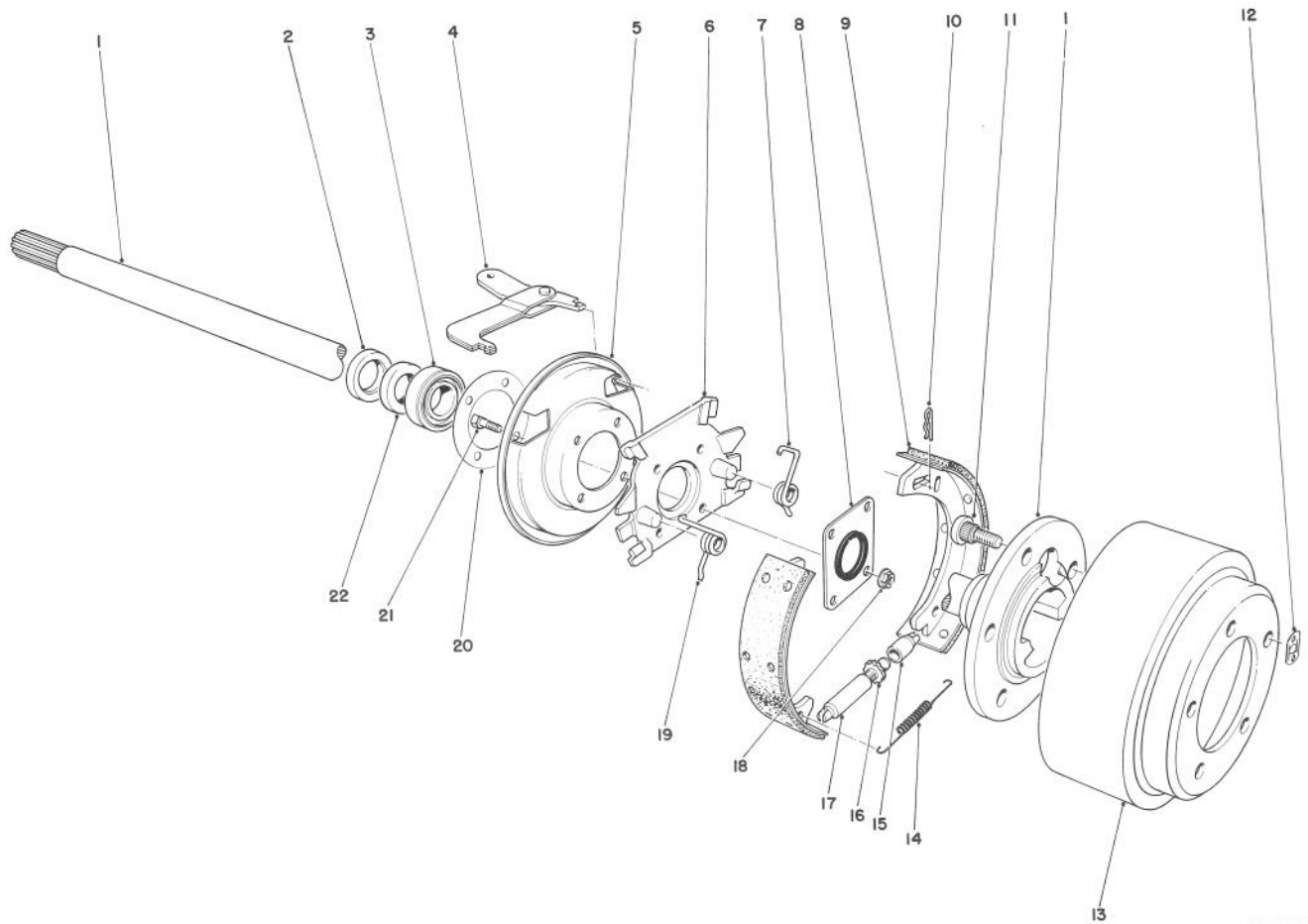
T-1315

FRONT AXLE ASSEMBLY NO. 86-7200 (Continued)

Ref. No.	Part No.	Description	No. Used
22	72-3598	Shim .149 - Diff. Adjust.	A/R
*	72-3600	Shim .151 - Diff. Adjust.	A/R
23	254-91	Cone-Bearing	1
24	21-8390	Cup-Bearing	1
25	21-8020	Spacer-Front Pinion	1
26	86-7190	Upper Housing (Incl. Ref. #11)	1
27	254-66	Cup-Tapered Bearing	2
28	254-65	Cone-Tapered Bearing	2
†29		Gear-Ring	1
30	21-7710	Pin-Roll	1
31	21-7700	Shaft-Pinion Mate	1

Ref. No.	Part No.	Description	No. Used
32	21-7770	Screw-Drive Gear	5
33	21-7670	Case-Differential	1
34	75-0720	Housing-Lower	1
35	21-8120	Diff. Adjust. Shim .030	A/R
36	21-8110	Diff. Adjust. Shim .010	A/R
37	21-8100	Diff. Adjust. Shim .005	A/R
38	21-8090	Diff. Adjust. Shim .003	A/R
39	21-8230	Vent Tube Assembly	1
40	83-4910	Coupler - Pinion	1
41	71-4330	Seal	1
*	72-3620	Gear & Pinion Assembly (Incl. Ref. #8 & 29)	1

*Not Illustrated
 †Not Serviced Separately
 24



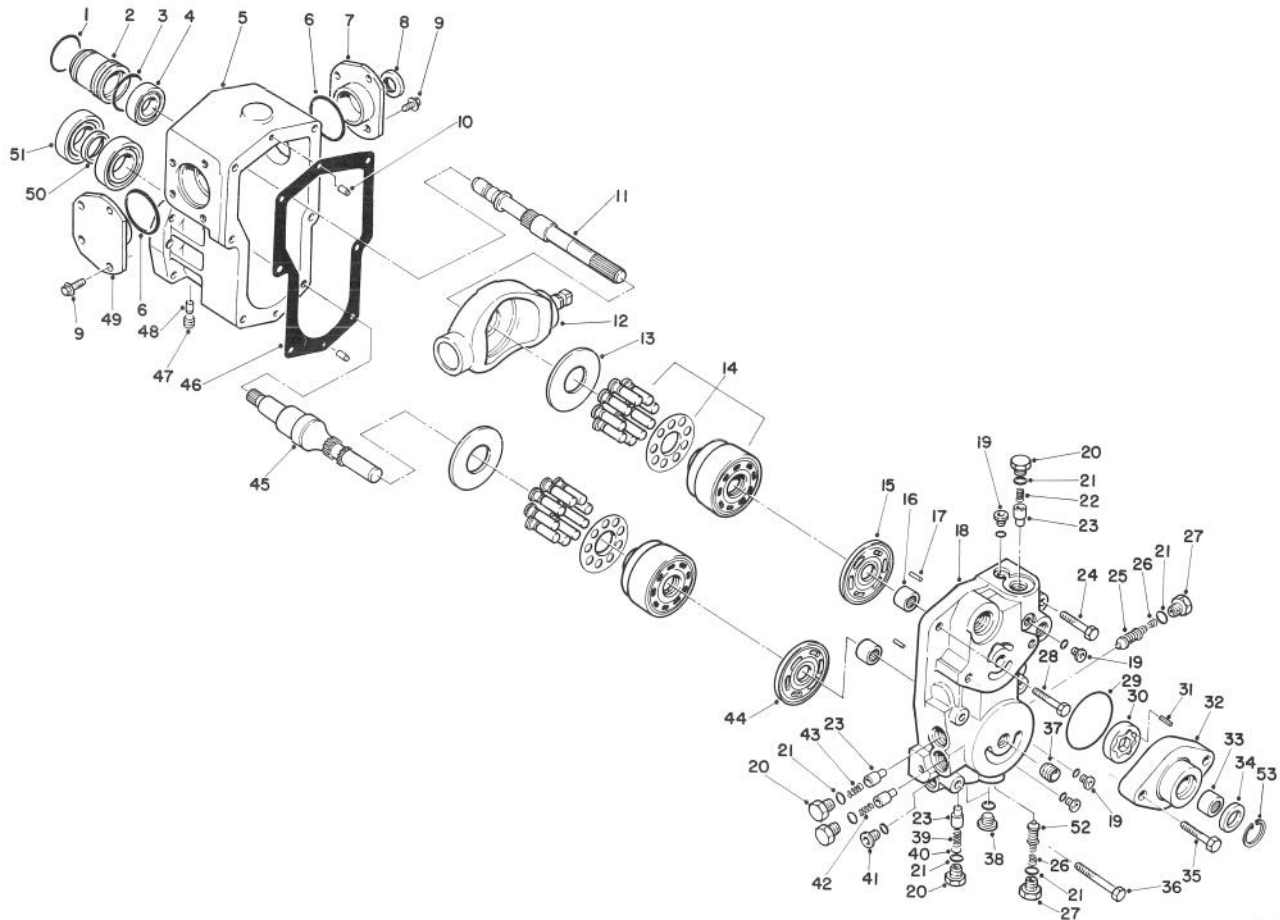
T-0421

BRAKE ASSEMBLY

Ref. No.	Part No.	Description	No. Used
1	27-6862	Shaft-Axle, Flanged L.H.	1
*	27-6852	Shaft-Axle, Flanged R.H.	1
2	21-8330	Seal-Oil	2
3	21-8180	Bearing	2
4	24-9180	Lever, Brake, Parking	2
5	21-9450	Shield-Dust	2
6	43-6810	Spider-Torque	2
7	21-9430	Spring-Shoe Return, R.H.	2
8	28-0670	Seal-Oil	2
9	43-2690	Shoe & Lining Assembly	4
10	21-9460	Retainer-Brake, Parking	4
11	242-34	Stud-Flange, Axle	10

Ref. No.	Part No.	Description	No. Used
12	21-8360	Clip-Retaining	2
13	28-0680	Drum-Brake	2
14	21-9440	Spring-Adjusting Screw	2
15	21-9390	Socket-Adjusting Screw	2
16	21-9370	Screw-Adjusting	2
17	21-9380	Nut-Pivot	2
18	43-6800	Nut-Lock	8
19	21-9420	Spring-Shoe Return, L.H.	2
20	21-8320	Gasket-Bearing, Wheel	2
21	28-0660	Screw-Cap, Hex Hd.	8
22	24-8840	Ring-Bearing, Wheel	2
*	43-2690	Pair of Lined Brake Shoes	2

*Not Illustrated



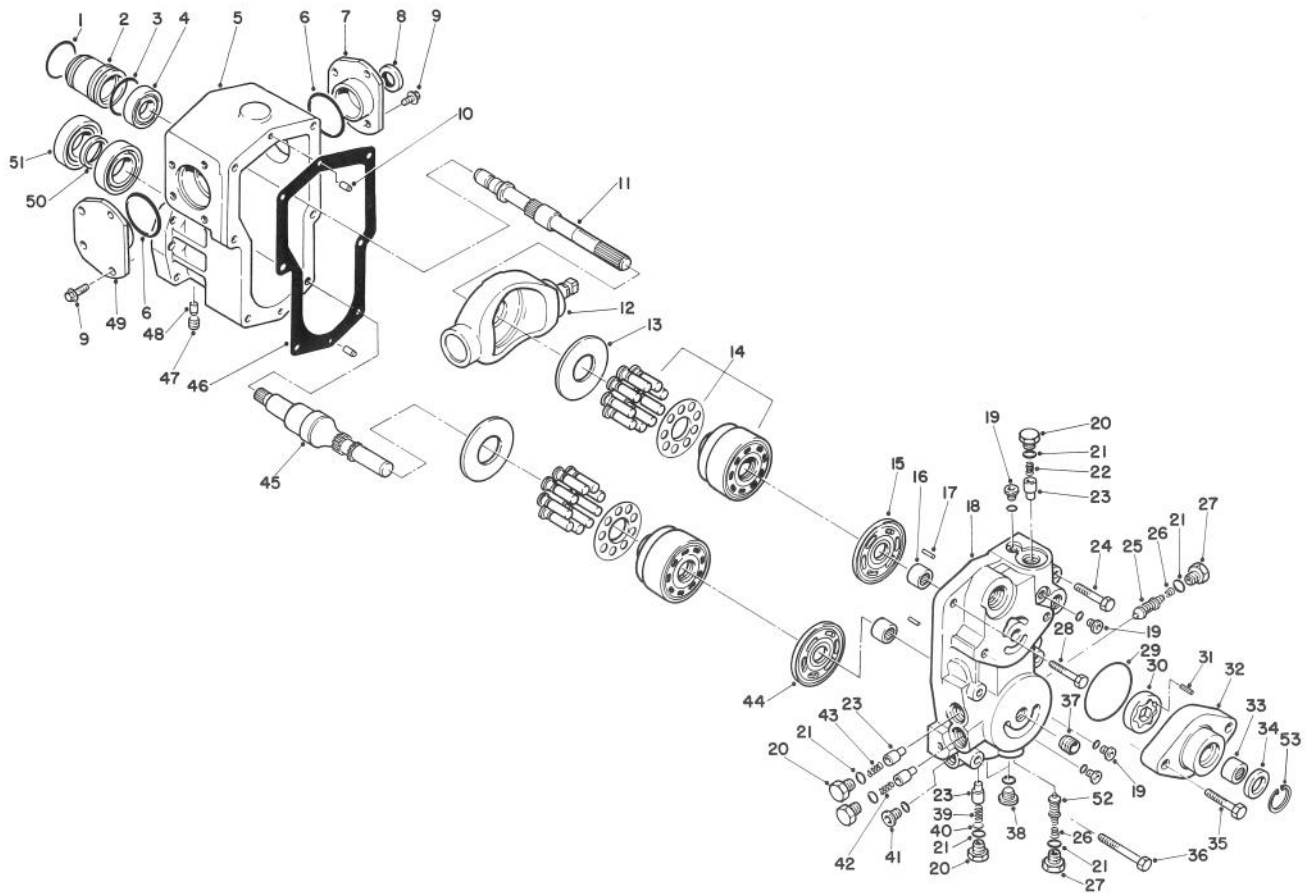
T-1006

TRANSMISSION ASSEMBLY NO. 75-0011

Ref. No.	Part No.	Description	No. Used
1	75-0430	Ring - Retaining	1
2	75-0150	Guide - Seal	1
3	75-0410	O-Ring	1
4	75-0520	Bearing - Ball	1
5	75-0020	Housing	1
6	75-0210	O-Ring	2
7	86-7520	Trunion Cover Assy. R.H.	1
8	75-0230	Seal - Lip	1
9	75-0090	Screw - Cap Hex Hd.	8
10	75-0480	Pin	2
11	86-7540	Shaft - Pump	1
12	75-0390	Plate - Swash	1
13	75-0400	Plate - Thrust	2
14	75-0470	Cylinder Block Kit	2
15	75-0380	Plate - Valve	1
16	75-0500	Bearing - Needle	2
17	75-0510	Pin	2
18	75-0040	Center Section	1
19	75-0170	Plug - Straight Thread	4
20	75-0060	Plug	4
21	75-0240	O-Ring	6
22	75-0250	Spring	1
23	75-0260	Valve - Relief	4

Ref. No.	Part No.	Description	No. Used
24	75-0130	Screw - Cap Hex Hd.	3
25	83-4890	Valve - SCR	1
26	75-0140	Spring - Conical	1
27	75-0190	Plug - Special	2
28	75-0120	Screw - Cap Hex Hd.	1
29	75-0370	O-Ring	1
30	75-0360	Gerotor	1
31	75-0350	Pin	1
32	83-4780	Housing - Charge Pump	1
33	75-0340	Bearing - Needle	1
34	75-0330	Seal - Lip	1
35	75-0110	Screw - Cap Hex Hd.	2
36	75-0180	Screw - Cap Hex Hd.	2
37	75-0320	Nipple	1
38	75-0200	Plug - Straight Thread	2
39	75-0270	Spring	1
40	75-0310	Shim	1
41	75-0070	Plug	1
42	75-0280	Spring	1
43	75-0290	Spring	1
44	75-0490	Plate - Valve	1
45	75-0440	Shaft - Motor	1
46	75-0030	Gasket - Housing	1

*Not Illustrated



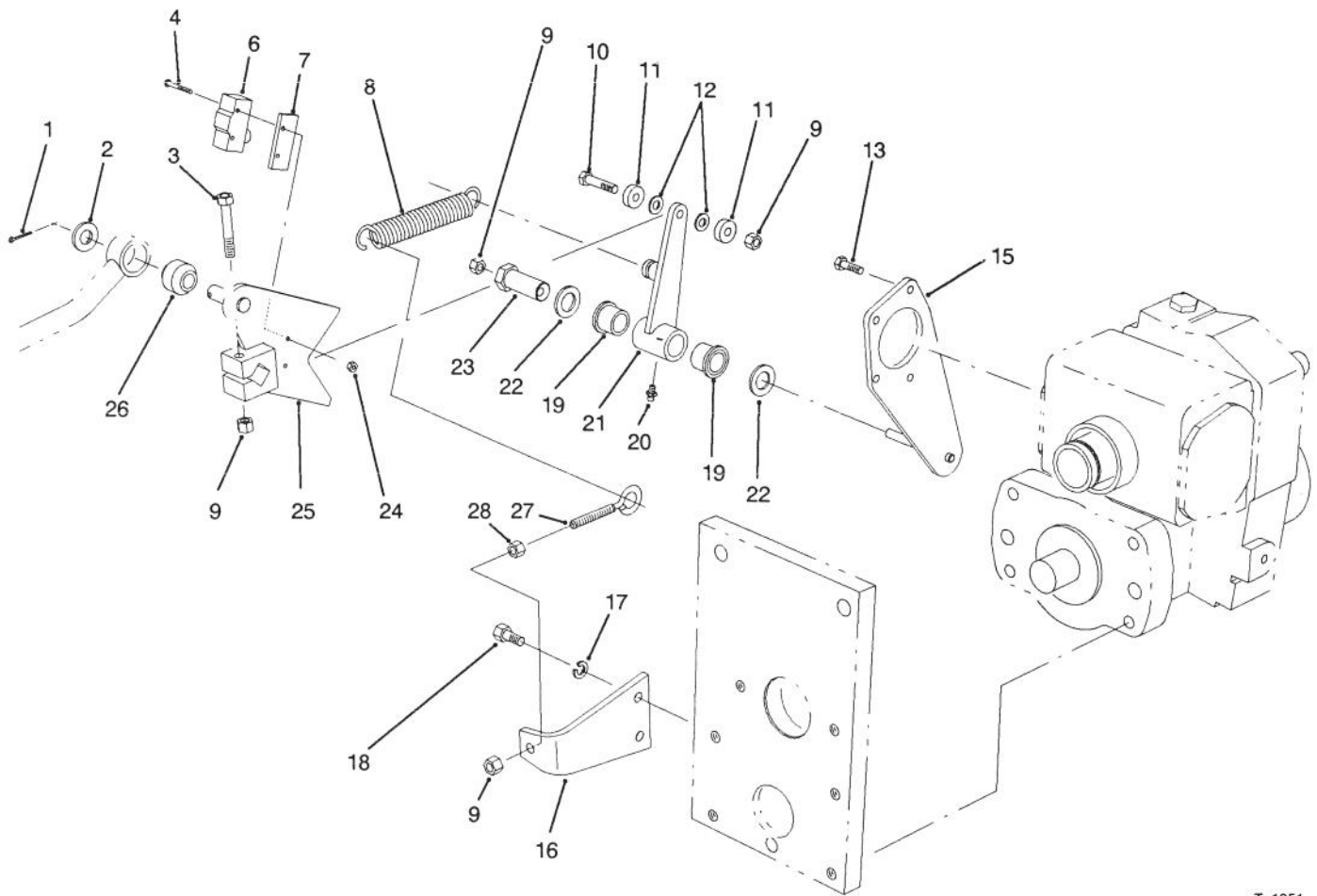
T-1006

TRANSMISSION ASSEMBLY NO. 75-0011 (Continued)

Ref. No.	Part No.	Description	No. Used
47	75-0160	Plug - Pipe	1
48	75-0220	Pin	2
49	86-7530	Trunion Cover Assy. L.H.	1
50	75-0450	Collar	1

Ref. No.	Part No.	Description	No. Used
51	75-0460	Bearing - Ball	2
52	75-6930	Valve - SCR	1
53	32120-74	Ring - Retaining	1

*Not Illustrated

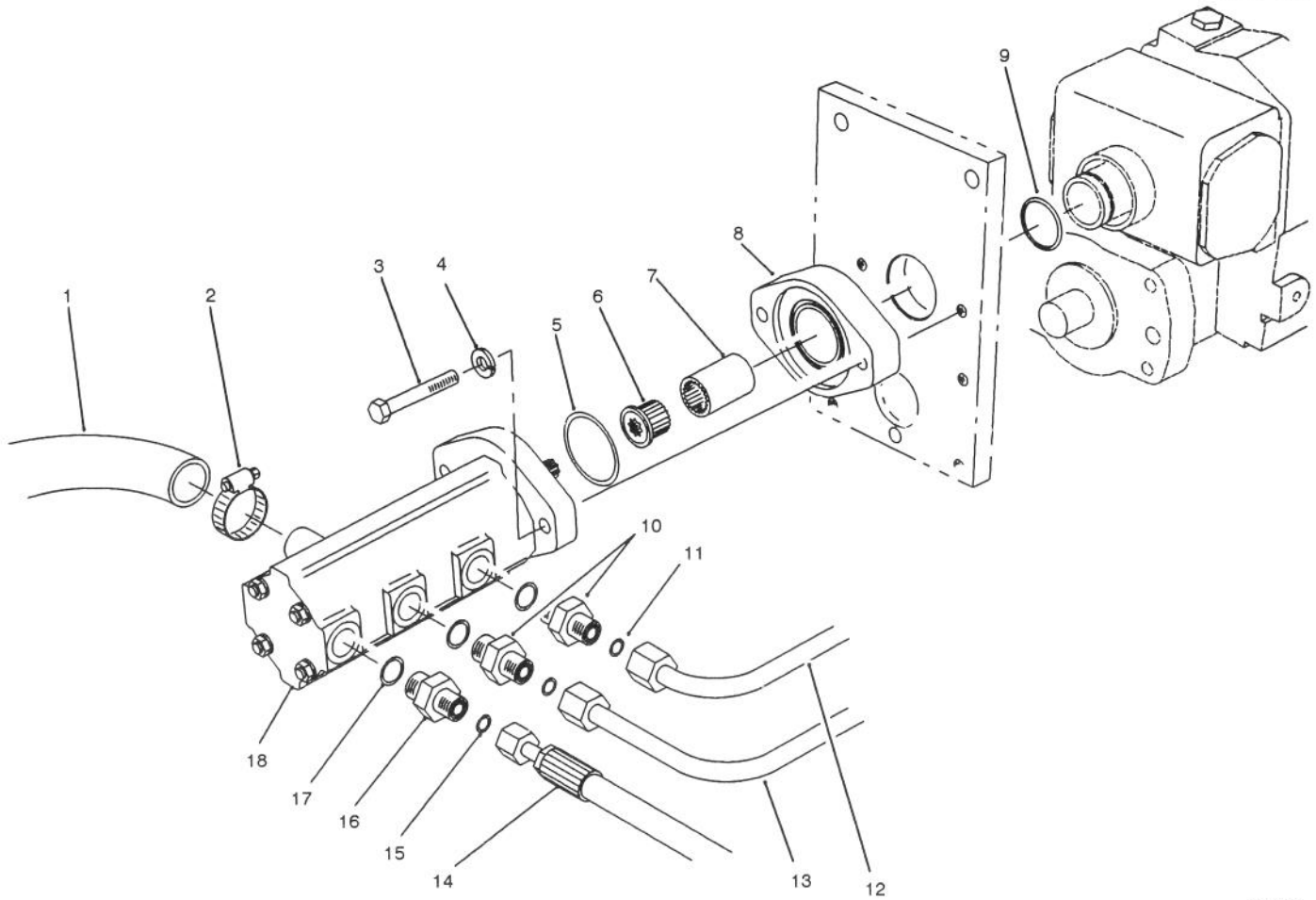


T-1051

TRACTION CONTROL ASSEMBLY

Ref. No.	Part No.	Description	No. Used
1	3272-10	Pin - Cotter	1
2	3256-26	Washer - Flat	1
3	322-10	Screw - Cap Hex. Hd.	1
4	32105-21	Screw	2
6	29-6162	Switch - Neutral	1
7	75-4130	Plate - Switch	1
8	76-9430	Spring - Extension	1
9	3296-29	Nut - Lock	4
10	322-7	Screw - Cap Hex. Hd.	1
11	251-259	Bearing - Ball	2
12	75-5470	Spacer	2
13	32144-22	Screw - Cap Hex. Hd.	4
15	75-4080	Plate - Traction	1
16	85-9900	Plate - Spring Anchor	1

Ref. No.	Part No.	Description	No. Used
17	3253-4	Washer - Lock	2
18	322-3	Screw - Cap Hex. Hd.	2
19	256-113	Bushing - Flange	2
20	302-5	Fitting - Grease	1
21	75-4090	Switch Arm Assembly (Incl. Ref. #19 & 20)	1
22	3-6498	Washer - Thrust	2
23	76-8640	Stud - Traction	1
24	3296-9	Nut - Hex.	2
25	75-4100	Control - Pump	1
26	23-2270	Bushing - Rubber	1
27	85-9910	Eyebolt	1
28	3217-6	Nut - Hex.	1

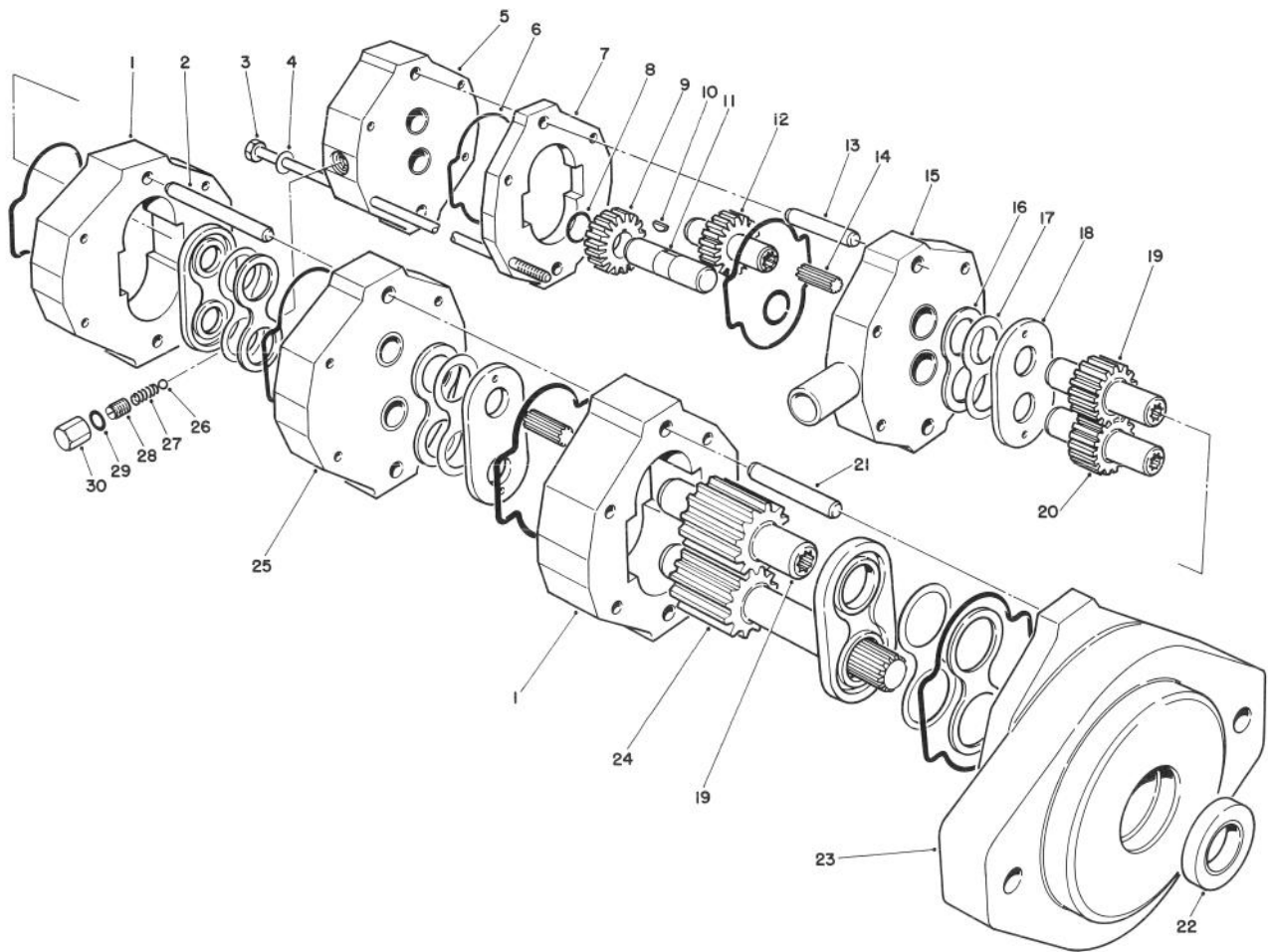


T-1052

GEAR PUMP INSTALLATION ASSEMBLY

Ref. No.	Part No.	Description	No. Used
1	75-6870	Hose - Suction	1
2	2412-34	Clamp - Hose	1
3	323-12	Screw - Cap Hex. Hd.	2
4	3253-5	Washer - Lock	2
5	237-162	Seal - O-Ring	1
6	86-9200	Sleeve - Pump	1
7	75-2430	Coupling - Transmission	1
8	75-4400	Adaptor - Transmission	1
9	237-163	Seal - O-Ring	1
10	340-4	Fitting - Hydraulic Straight (Incl. Ref. #11 & 17)	2

Ref. No.	Part No.	Description	No. Used
11	237-30	Seal - O-Ring	2
12	75-5240	Tube - Hydraulic	1
13	75-5250	Tube - Hydraulic	1
14	75-6240	Hose - Hydraulic	1
15	237-22	Seal - O-Ring	1
16	340-3	Fitting - Hydraulic Straight (Incl. Ref. #15 & 17)	1
17	237-79	Seal - O-Ring	3
18	75-0800	Gear Pump Assembly	1

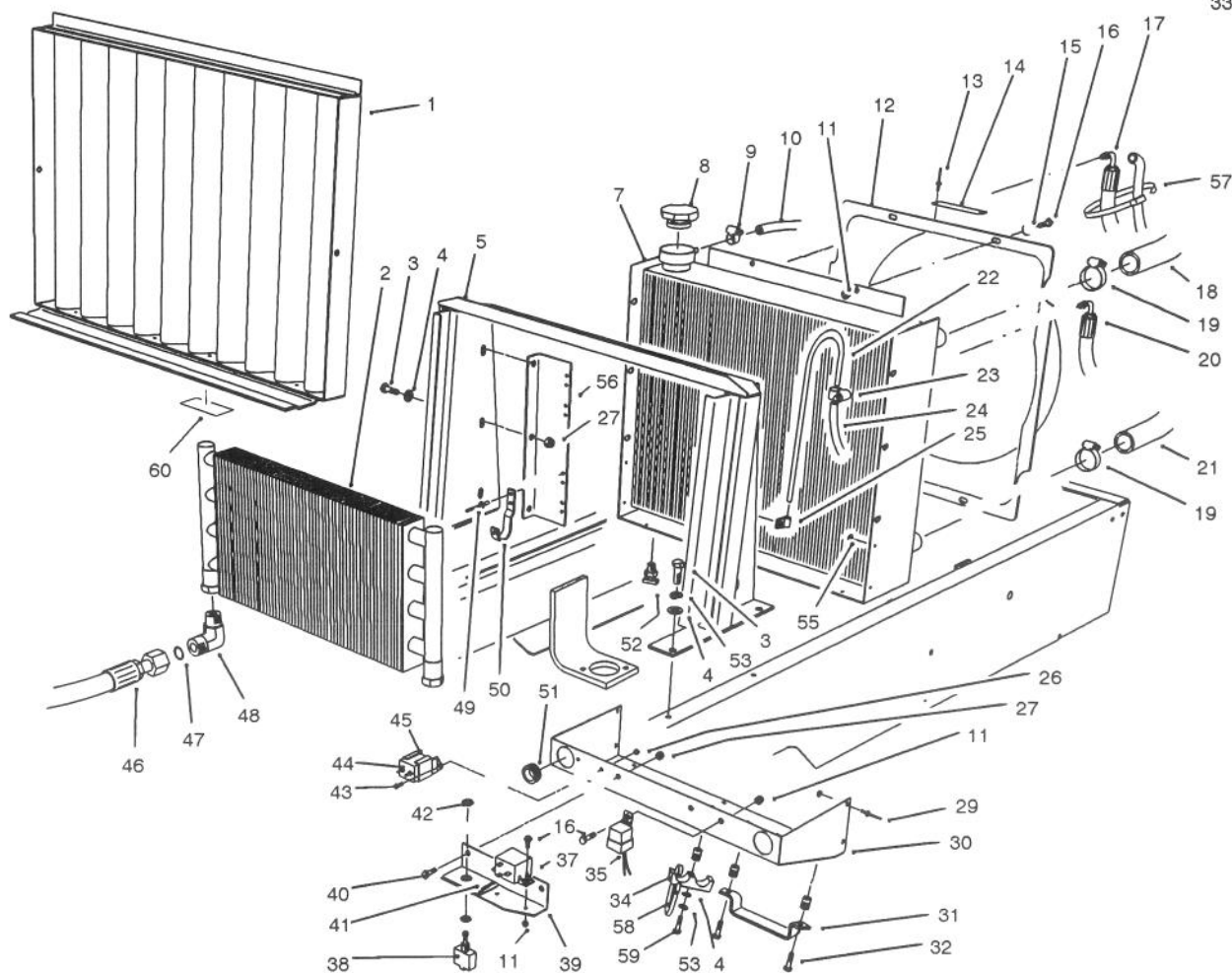


T-1029

HYDRAULIC PUMP NO. 75-0800

Ref. No.	Part No.	Description	No. Used
1	354-54	Plate - Gear	2
2	354-56	Pin - Dowel	2
3	354-64	Screw - Cap Hex. Hd.	4
4	354-16	Washer	4
5	354-63	Cover Assembly	1
6	353-922	Seal - Ring	6
7	354-60	Plate - Gear	1
8	353-886	Ring - Retaining	2
9	354-62	Gear	1
10	354-61	Key - Woodruff	1
11	354-59	Shaft - Drive	1
12	354-65	Idler Shaft Assembly	1
13	354-13	Pin- Dowel	2
14	354-5	Coupling	2
15	354-58	Plate Assembly	1
16	354-69	Seal - Load Hi Pressure	4

Ref. No.	Part No.	Description	No. Used
17	354-67	Seal - Pre-Load Hi Pressure	4
18	354-68	Plate - Load	4
19	354-66	Shaft - Idler	2
20	354-57	Gear - Drive	1
21	354-14	Pin - Dowel	2
22	354-15	Seal - Oil	1
23	354-53	Pump Body Assembly	1
24	354-52	Shaft - Drive	1
25	354-55	Plate Assembly (Incl. Ref. #26-30)	1
26	354-38	Ball - Valve	1
27	354-39	Spring - Compression	1
28	354-37	Adjuster - Valve	1
29	354-35	Gasket	1
30	354-36	Cap - Adjuster Valve	1



T-1053

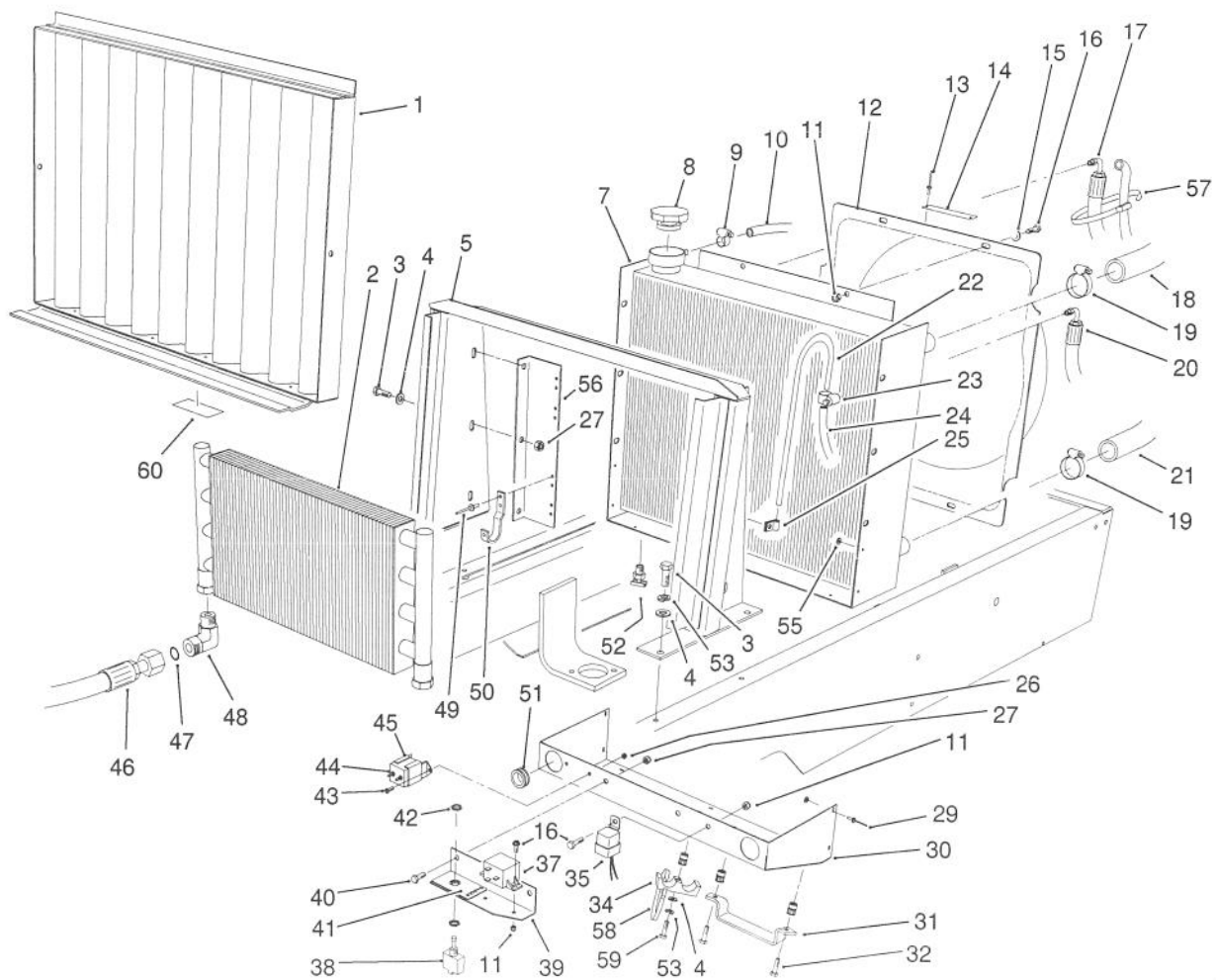
RADIATOR ASSEMBLY

Ref. No.	Part No.	Description	No. Used
1	75-4060	Screen - Radiator	1
2	75-1040	Cooler - Oil	1
3	322-5	Screw - Cap Hex. Hd.	10
4	3256-23	Washer - Flat	12
5	75-4260	Support - Radiator	1
7	75-6290	Radiator	1
8	66-3240	Cap - Radiator	1
9	2412-108	Clamp - Hose	1
10	75-2850	Hose - Expansion Tank	1
11	3296-42	Nut - Lock	7
12	75-4350	Shroud - Fan	1
13	3290-271	Rivet - Pop	2
14	76-8750	Plate - Caution	1
15	3256-22	Washer - Flat	4
16	321-4	Screw - Cap Hex. Hd.	7
17	75-6170	Hose - Hydraulic	1
18	75-2240	Hose - Radiator Upper	1
19	2412-3	Clamp - Hose	4
20	75-6150	Hose - Hydraulic	1
21	75-2260	Hose - Radiator Lower	1
22	66-3180	Tube - Vent	1
23	2412-74	Clamp - Hose	1
24	75-4701	Hose - Fuel Vent	1

Ref. No.	Part No.	Description	No. Used
25	2412-103	Clamp - R	1
26	32149-7	Nut - Lock	2
27	3296-29	Nut - Lock	10
29	3269-13	Rivet - Pop	7
30	75-4310	Shield - Radiator	1
31	75-2860	Bracket - Hose	1
32	322-4	Screw - Cap Hex. Hd.	2
34	56-7974	Clamp - Tube	1
35	63-7590	Relay - Starter	1
37	66-8800	Relay - Glow Plug	1
38	75-1020	Switch - Backlap (Incl. Ref. #42)	1
39	75-3390	Bracket - Backlap	1
40	322-2	Screw - Cap Hex. Hd.	2
‡41	75-0750	Decal - Backlap Switch (English)	1
42	218-498	Nut - Lock	2
43	32105-8	Screw - Cap Hex. Hd.	2
44	67-4700	Resistor - Glow	1
45	70-8560	Retainer - Glow Resistor	1
46	75-6140	Hose - Hydraulic R.H.	1
*	75-6160	Hose - Hydraulic L.H.	1
47	237-65	Seal - O-Ring	2

*Not Illustrated

‡For different language versions of this part, see International Decal Cross Reference.



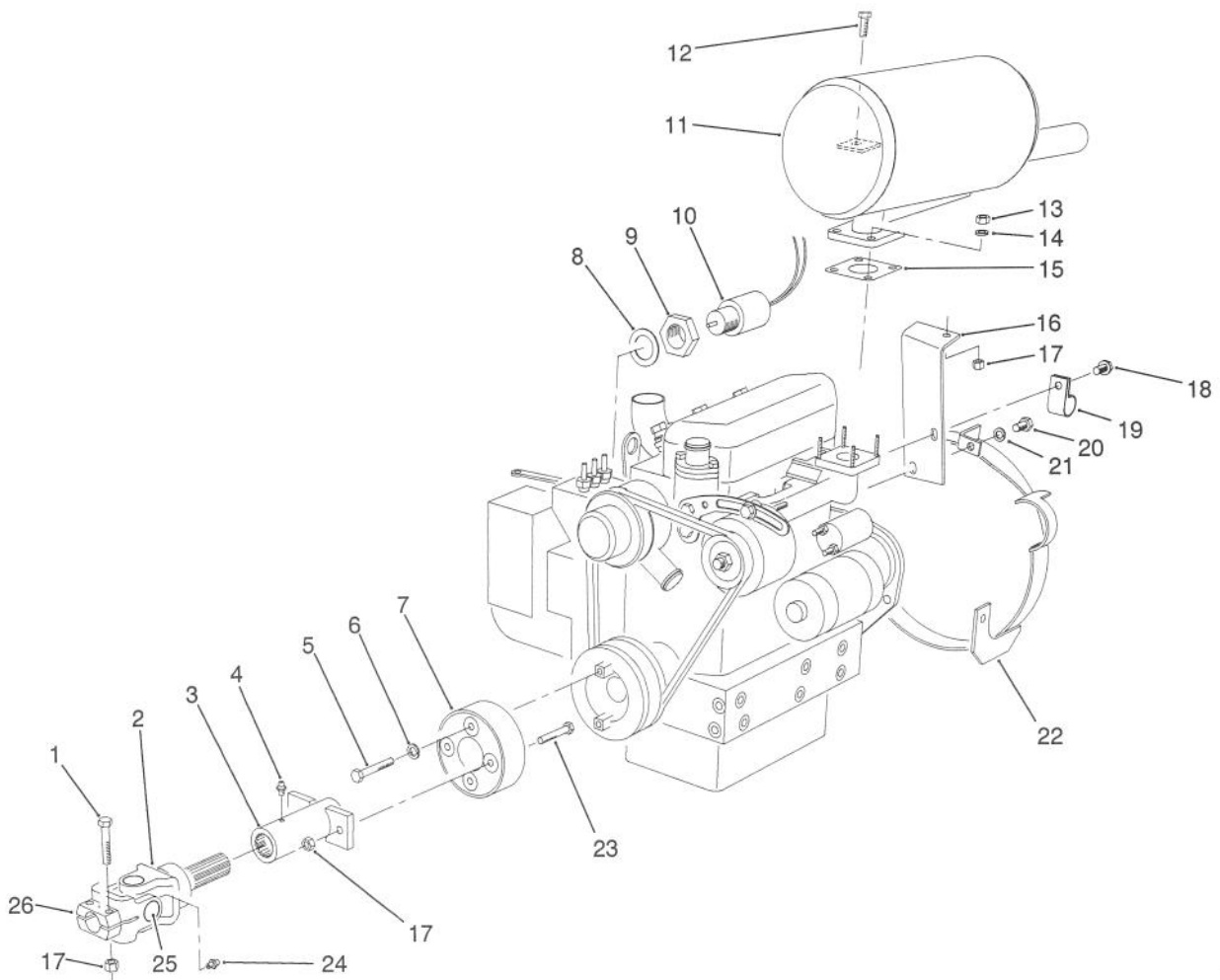
T-1053

RADIATOR ASSEMBLY (Continued)

Ref. No.	Part No.	Description	No. Used	Ref. No.	Part No.	Description	No. Used
48	340-108	Fitting - Hydraulic 90° (Incl. Ref. #47)	2	55	3256-13	Washer - Flat	7
49	3269-15	Rivet - Pop	8	56	75-5160	Plate - Support	2
50	75-0930	Hook - Oil Cooler	4	57	3290-378	Tie - Cable	1
51	240-3	Grommet	2	58	3333-975	Tie - Cable	1
52	304-46	Drain - Radiator	1	59	322-6	Screw - Cap Hex. Hd.	1
53	3253-4	Washer - Lock	5	‡60	83-7450	Decal - Down (English)	1

*Not Illustrated

‡For different language versions of this part, see International Decal Cross Reference.



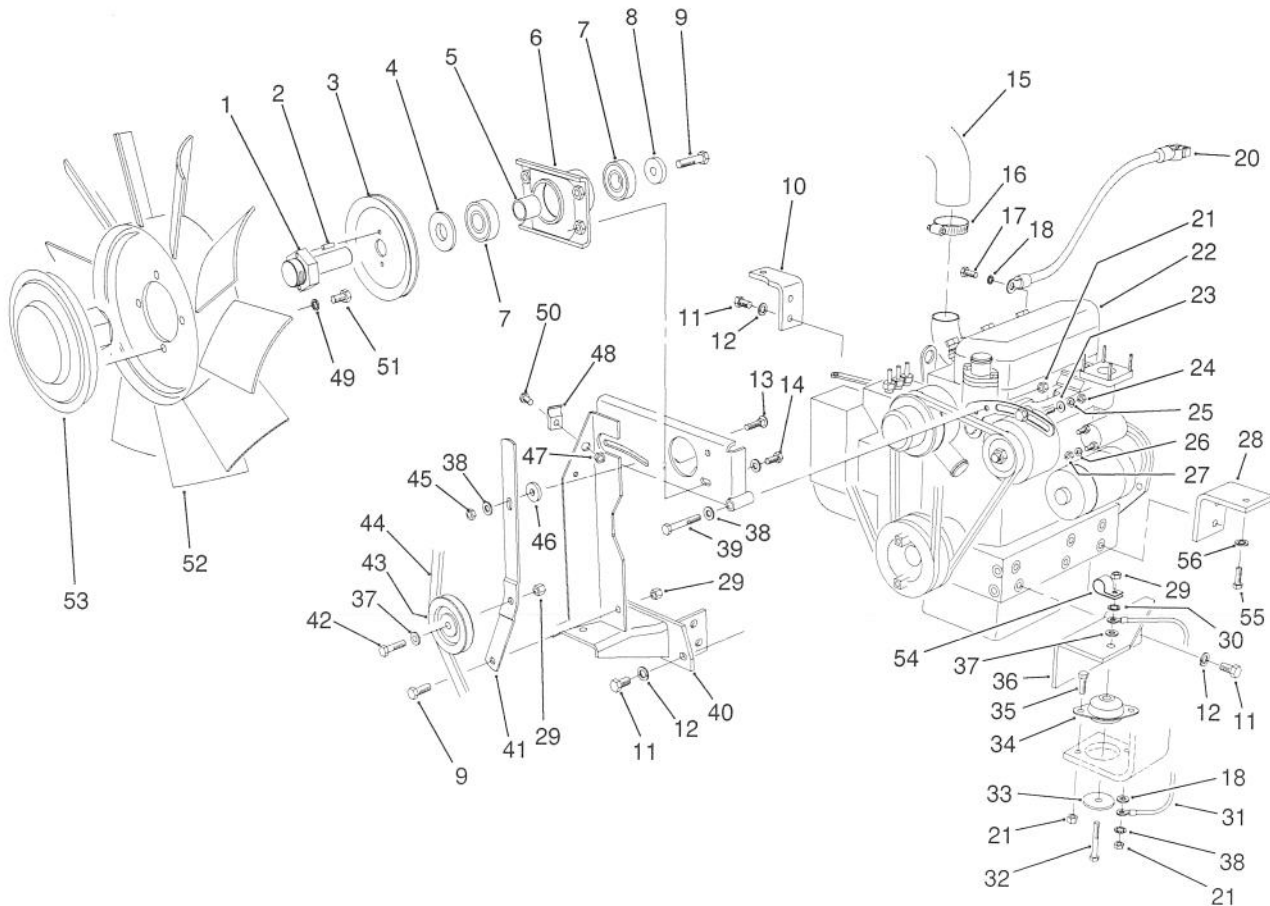
T-1054

MUFFLER & PUMP DRIVE ASSEMBLY

Ref. No.	Part No.	Description	No. Used
1	322-9	Screw - Cap Hex. Hd.	2
2	75-6410	Yoke - Shaft	1
3	75-6420	Yoke - Slip Tube	1
4	62-3880	Fitting - Grease	1
5	43-3220	Screw - Cap Hex. Hd.	2
6	48-9570	Washer - Lock	2
7	75-4630	Coupling - Driveshaft	1
8	43-2740	Gasket	1
9	43-2750	Nut - Lock	1
10	63-7440	Solenoid - Stop	1
11	75-1070	Muffler	1
*	75-6880	Screen - Spark Arrester (Optional)	1
12	322-4	Screw - Cap Hex. Hd.	1

Ref. No.	Part No.	Description	No. Used
13	48-7930	Nut - Lock	4
14	42-9850	Washer - Lock	4
15	42-9110	Gasket - Muffler	1
16	75-4490	Bracket - Muffler	1
17	3296-29	Nut - Lock	5
18	67-2340	Screw - Hex. Washer Hd.	1
19	2412-81	Clamp - R	1
20	43-0090	Screw - Cap Hex. Hd.	3
21	48-9590	Washer - Lock	1
22	75-0940	Guard - Flywheel	1
23	322-12	Screw - Cap Hex. Hd.	2
24	62-3820	Fitting - Grease	1
25	54-9180	Kit - U-Joint	1
26	54-9040	Yoke - End	1

*Not Illustrated

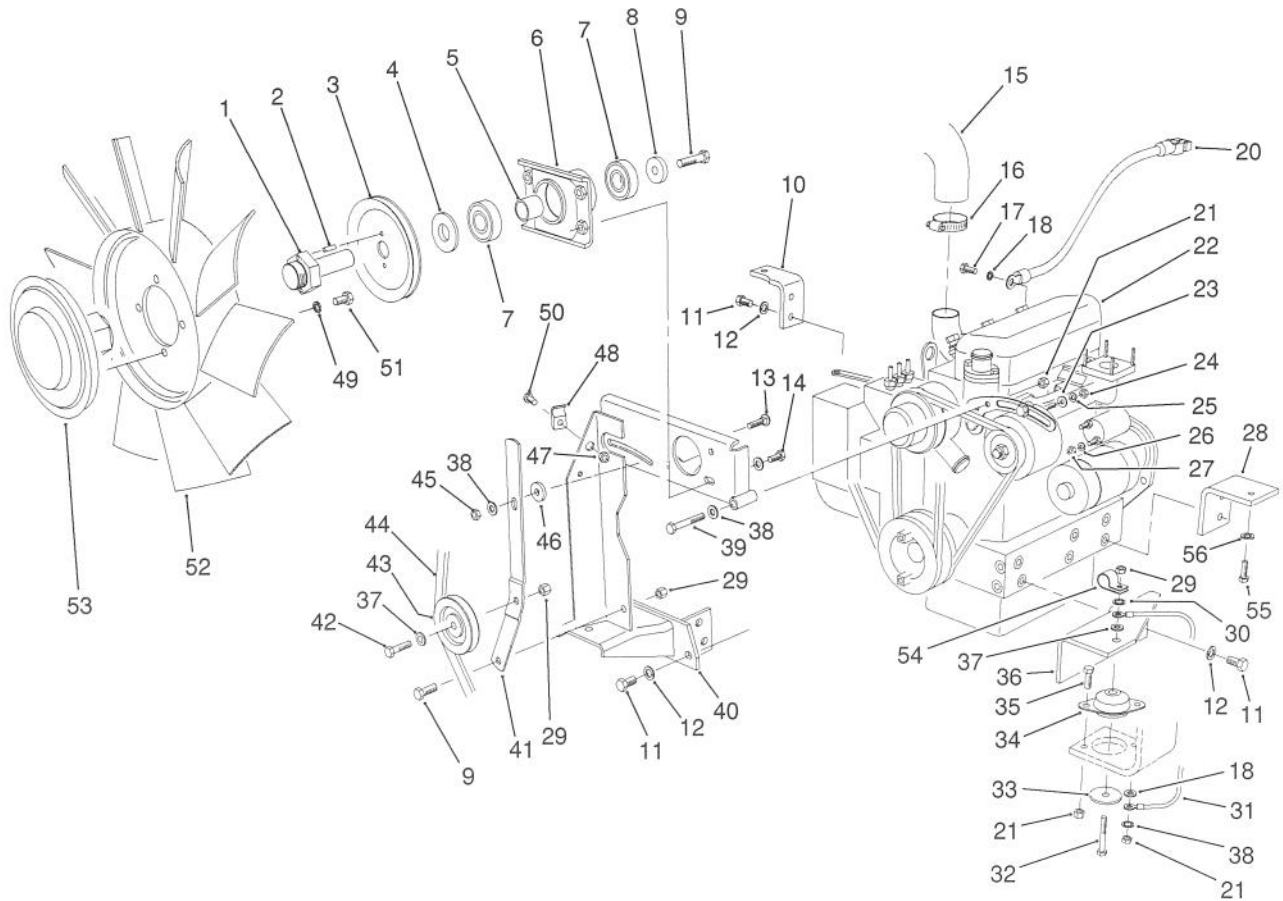


T-1055

ENGINE INSTALLATION ASSEMBLY

Ref. No.	Part No.	Description	No. Used
1	75-6380	Shaft - Fan	1
2	32121-2	Pin - Roll	2
3	75-6390	Pulley - Fan	1
4	47-0110	Spacer - Spindle	1
5	75-5310	Spacer - Bearing	1
6	75-4450	Hub - Fan Drive	1
7	251-318	Bearing - Ball	2
8	67-1630	Spacer - Fan	1
9	323-6	Screw - Cap Hex. Hd.	2
10	71-2910	Bracket - Engine R.H. Rear	1
11	63-7790	Screw - Cap Hex. Hd.	8
12	48-9590	Washer - Lock	10
13	3230-2	Bolt - Carriage	1
14	322-3	Screw - Cap Hex. Hd.	4
15	75-2460	Hose - Air Cleaner	1
16	2412-92	Clamp - Hose	1
17	48-7700	Screw - Cap Hex. Hd.	1
18	3255-8	Washer - Lock	2
20	75-1360	Cable - Battery (Ground)	1
21	3296-29	Nut - Lock	9
22	75-0900	Engine Assembly	1
23	5-3637	Washer - Flat	1
24	43-5970	Nut - Hex.	1

Ref. No.	Part No.	Description	No. Used
25	43-5920	Washer - Lock	1
26	42-9850	Washer - Lock	2
27	57-6390	Nut - Lock	2
28	75-2830	Bracket - Engine L.H. Rear	1
29	3296-39	Nut - Lock	5
30	3255-9	Washer - Lock E.T.L.W.	1
31	70-8220	Cable - Ground	1
32	323-11	Screw - Cap Hex. Hd.	3
33	63-7400	Washer - Flat	4
34	63-7140	Mount - Engine	4
35	322-5	Screw - Cap Hex. Hd.	8
36	66-2320	Bracket - Engine L.H. Front	1
37	3256-24	Washer - Flat	4
38	3256-23	Washer - Flat	5
39	322-11	Screw - Cap Hex. Hd.	1
40	75-4220	Bracket - Fan	1
41	63-6720	Bracket - Fan Idler	1
42	323-8	Screw - Cap Hex. Hd.	1
43	63-8140	Pulley - Idler	1
44	75-1380	Belt - V	1
45	32149-1	Nut - Lock	1
46	27-9560	Spacer	1
47	3296-42	Nut - Lock	1

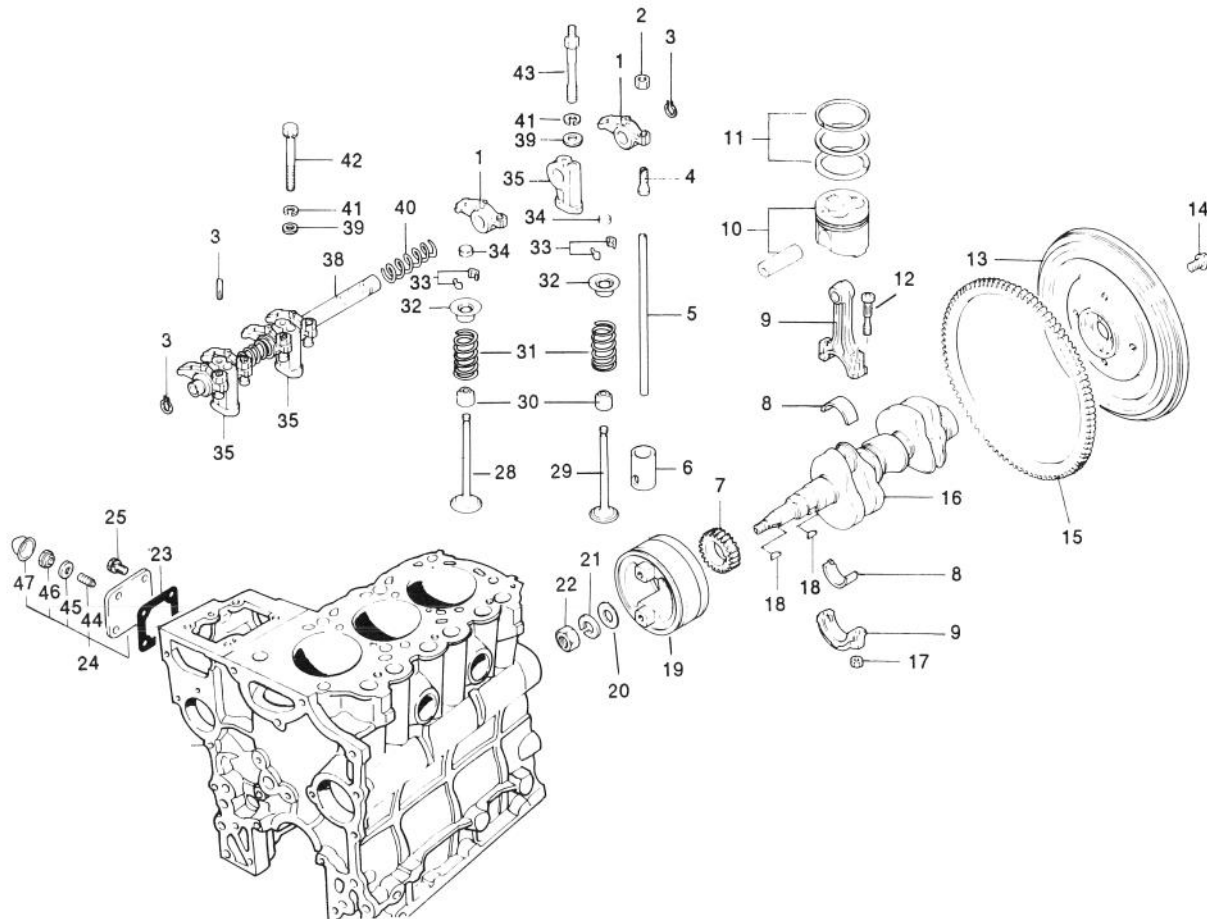


T-1055

ENGINE INSTALLATION ASSEMBLY (Continued)

Ref. No.	Part No.	Description	No. Used
48	3-6657	Clamp - Cable	1
49	3253-4	Washer - Lock	4
50	321-4	Screw - Cap Hex. Hd.	1
51	322-2	Screw - Cap Hex. Hd.	4
52	75-3780	Fan	1

Ref. No.	Part No.	Description	No. Used
53	74-5520	Clutch - Fan	1
54	2412-126	Clamp - R	1
55	323-9	Screw - Cap Hex. Hd.	1
56	3253-21	Washer - Lock	1



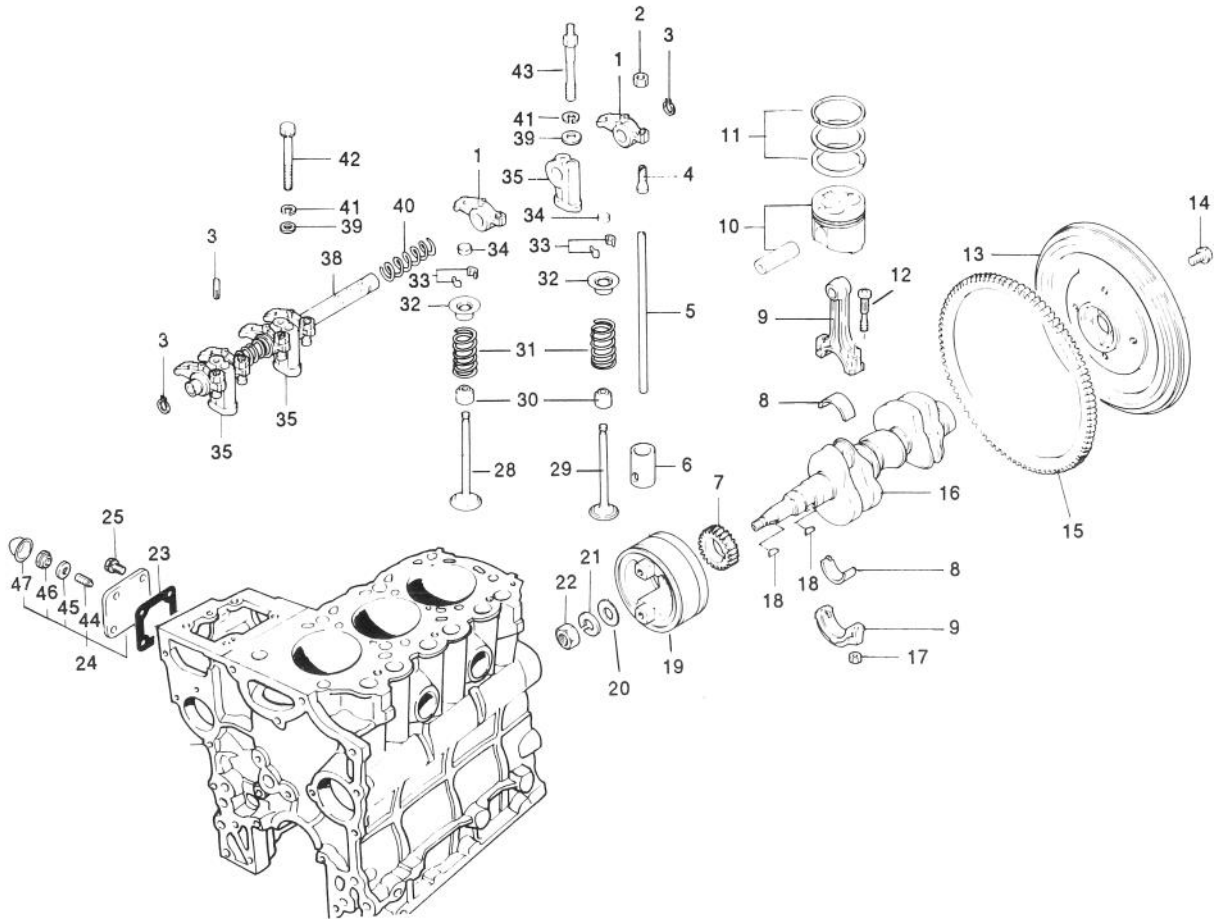
T-0565

VALVES AND CRANKSHAFT ASSEMBLY

Ref. No.	Part No.	Description	No. Used
1	67-3160	Arm-Rocker	6
2	67-3230	Nut - Jam	6
3	67-3240	Snap Ring	2
4	67-3210	Screw - Adjusting	6
5	67-3150	Rod-Push	6
6	67-3120	Tappet	6
7	67-2910	Gear	1
8	75-5010	Bearing Set STD	3
*	67-2890	Bearing Set 0.25 mm US	3
*	67-2900	Bearing Set 0.50 mm US	3
9	67-2850	Rod Assembly-Connecting (Incl. Ref. #12 & 17)	3
10	75-5080	Piston & Pin Set STD	3
*	75-5090	Piston & Pin Set 0.25 mm OS	3
*	75-5100	Piston & Pin Set 0.50 mm OS	3
11	75-5050	Ring Set STD	3
*	75-5060	Ring Set 0.25 mm OS	3
*	75-5070	Ring Set 0.50 mm OS	3
12	67-2860	Bolt	6
13	67-2970	Flywheel Assembly (Incl. Ref. #14)	1

Ref. No.	Part No.	Description	No. Used
14	67-2990	Bolt	4
15	67-2980	Gear - Ring	1
16	67-2920	Crankshaft	1
17	42-9590	Nut	6
18	56-0480	Key - Woodruff	2
19	67-2930	Pulley - Crankshaft	1
20	67-2950	Washer	1
21	67-2960	Washer - Lock	1
22	67-2940	Nut - Jam	1
23	67-4310	Gasket	1
24	75-5110	Cover Assy. (Incl. Ref. #44-47)	1
25	42-9440	Bolt W/Washer	4
28	67-3130	Valve - Intake	3
29	67-3140	Valve - Exhaust	3
30	42-7870	Seal	6
31	67-3110	Spring	6
32	67-3100	Retainer	6
33	42-7860	Lock	12
34	67-3180	Cap	6
35	67-3200	Stay - Rocker	3
37	67-3220	Pin	1
38	67-3190	Rocker Shaft Assembly	1

*Not Illustrated

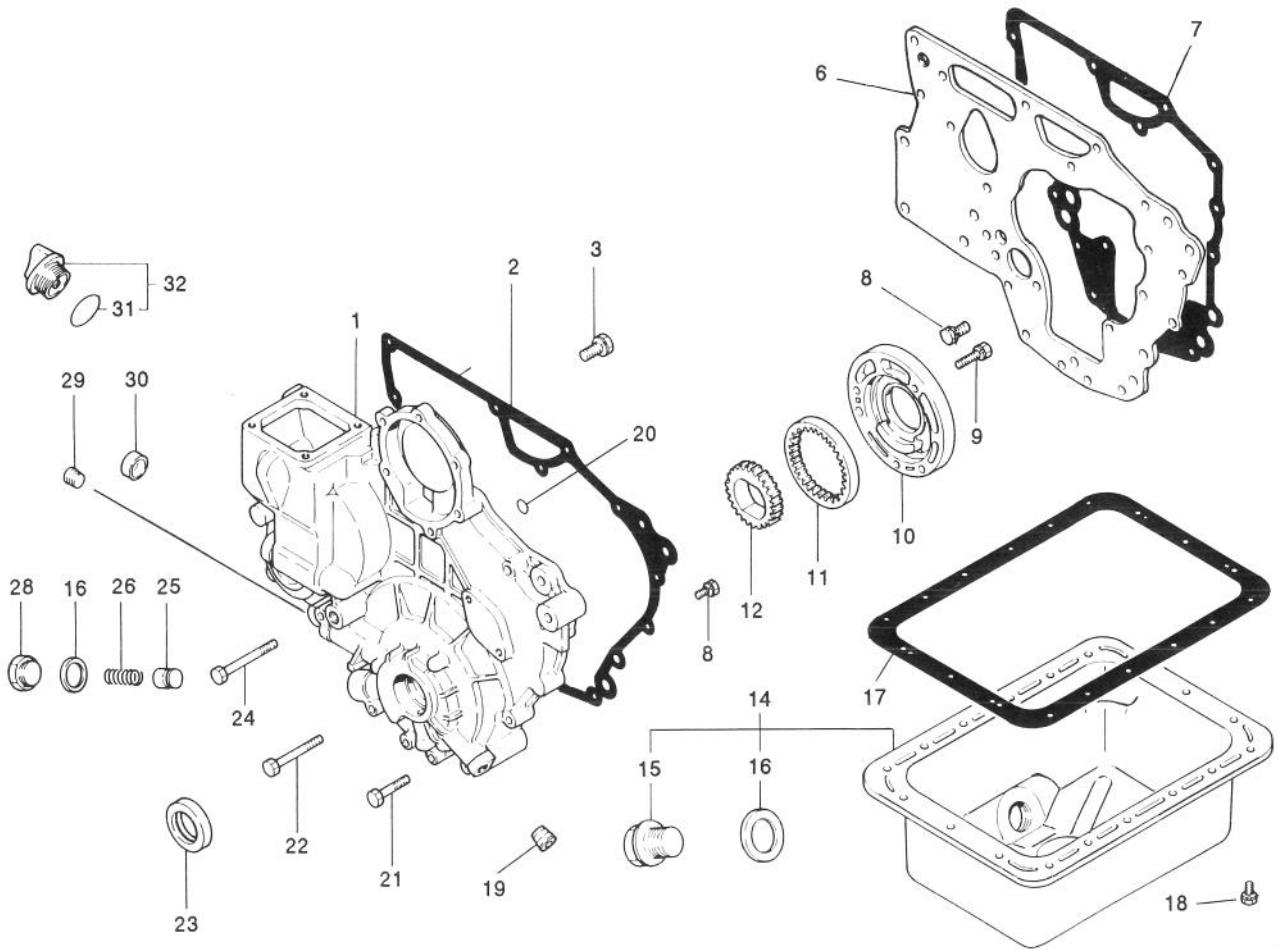


T-0565

VALVES AND CRANKSHAFT ASSEMBLY (Continued)

Ref. No.	Part No.	Description	No. Used
39	42-9660	Washer	3
40	67-3170	Spring	2
41	67-3260	Washer	3
42	42-9510	Bolt	1
43	67-3250	Bolt-Rocker Stay	2

Ref. No.	Part No.	Description	No. Used
44	43-3160	Screw - Adjusting	1
45	75-5120	Gasket	1
46	43-5960	Nut - Special	1
47	43-2820	Cap - Sealing	1



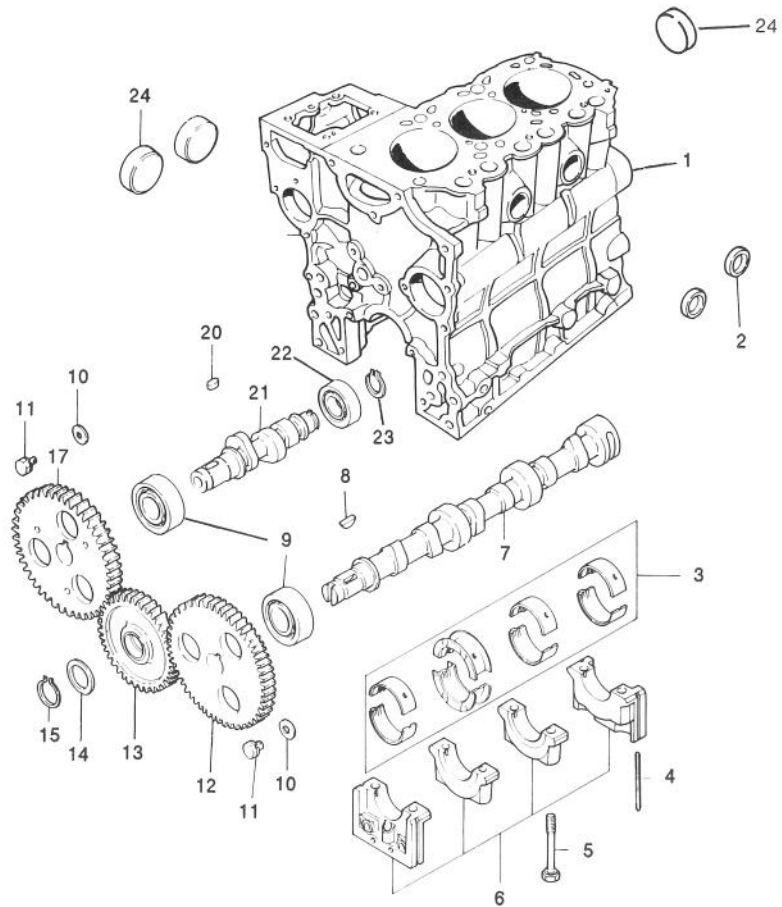
T-0567

CRANKCASE ASSEMBLY

Ref. No.	Part No.	Description	No. Used
1	75-4920	Case	1
2	67-2580	Gasket - Case	1
3	67-2340	Bolt W/Washer	3
6	67-2310	Plate - Front	1
7	67-2320	Gasket - Plate	1
8	42-9440	Bolt W/Washer	11
9	67-2560	Bolt W/Washer	3
10	67-2550	Housing - Oil Pump	1
11	67-2540	Gear - Outer	1
12	67-2530	Gear - Inner	1
14	75-4910	Oil Pan Assembly (Incl. Ref. #15-16)	1
15	42-9260	Plug - Drain	1
16	42-7290	Gasket - Drain	2
17	67-2480	Gasket - Oil Pan	1
18	42-9490	Bolt W/Washer	18

Ref. No.	Part No.	Description	No. Used
19	42-7210	Plug-Taper	1
20	67-2630	Seal - O-Ring	2
21	67-2600	Bolt	3
22	67-2610	Bolt	4
23	67-2590	Seal - Oil	1
24	67-2620	Bolt	1
25	67-2500	Plunger - Relief	1
26	67-2510	Spring - Relief	1
28	67-2520	Plug	1
29	67-2570	Plug - Taper	1
30	67-2640	Cap	1
31	67-2660	Seal - O-Ring	1
32	67-2650	Oil Fill Cap Assembly (Incl. Ref. #31)	1
*	75-5040	Gasket Kit (Incl. Ref. #2, 7, 16 &17)	1

*Not Illustrated

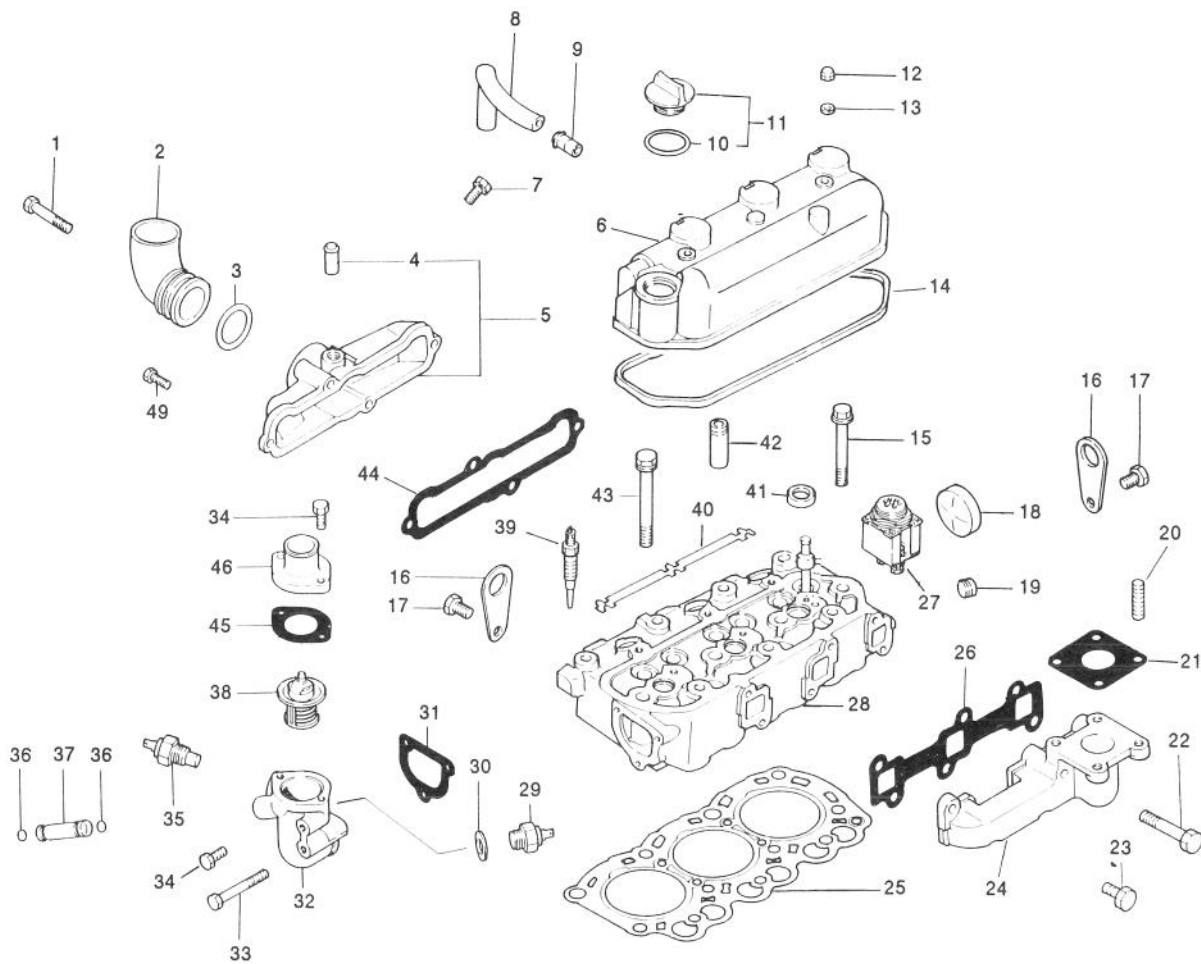


T-0564

CAMSHAFT ASSEMBLY

Ref. No.	Part No.	Description	No. Used	Ref. No.	Part No.	Description	No. Used
1	75-4960	Block Assembly (Incl. Ref. #2, 5, 6 & 24)	1	10	67-3000	Washer	2
2	42-7080	Cap	2	11	42-9490	Bolt W/Washer	2
3	75-4900	Bearing Set STD	1	12	67-3020	Gear	1
*	67-2410	Bearing Set 0.25 mm US	1	13	67-3090	Gear Assembly	1
*	67-2420	Bearing Set 0.50 mm US	1	14	67-3040	Plate	1
4	67-2200	Seal	4	15	56-1060	Snap Ring	1
5	67-2250	Bolt	8	17	67-3070	Gear	1
6		Cap Assembly	1	20	42-7840	Key	1
7	67-3010	Cam Shaft	1	21	67-3060	Shaft	1
8	56-0480	Key - Woodruff	1	22	67-3050	Bearing	1
9	67-3030	Bearing	2	23	67-3080	Snap Ring	1
				24	56-0020	Plug	3

*Not Illustrated

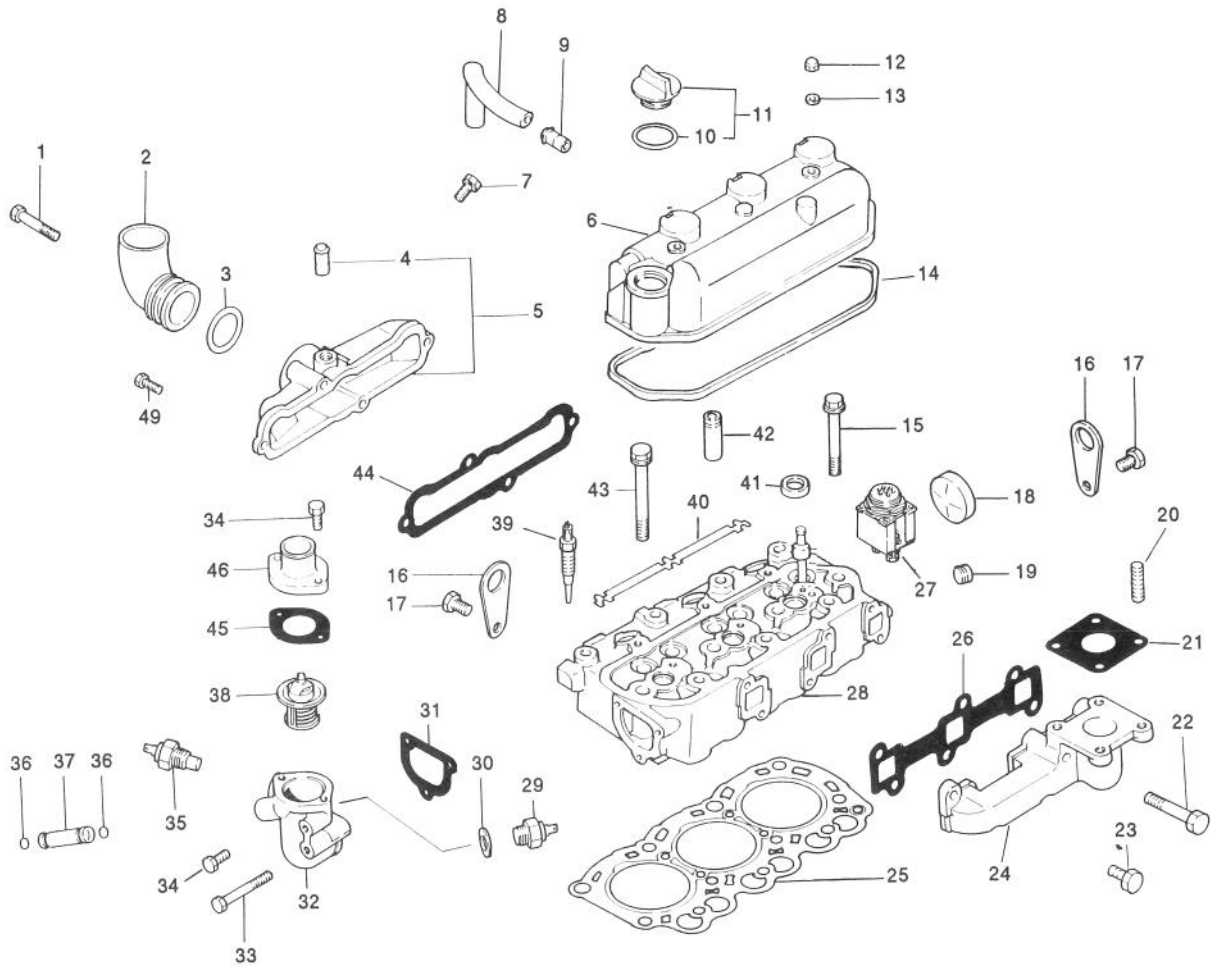


T-0566

CYLINDER HEAD ASSEMBLY

Ref. No.	Part No.	Description	No. Used
1	67-4400	Bolt	2
2	67-4520	Pipe	1
3	67-4540	Seal - O-Ring	1
4	42-7510	Pipe	1
5	67-4530	Cover - Intake	1
6	67-2750	Cover Assembly (Incl. Ref. #9)	1
7	42-9430	Bolt W/Washer	1
8	67-2670	Hose - Breather	1
9	42-7510	Pipe	1
10	67-2660	Seal - O-Ring	1
11	67-2650	Cap - Oil Filler	1
12	67-2770	Nut - Cap	2
13	67-2780	Washer	2
14	67-2760	Gasket	1
15	67-2740	Bolt - Flange	3
16	67-2680	Hanger -Engine	2
17	67-2340	Bolt W/Washer	4
18	56-0020	Plug - Expansion	1
19	67-2570	Plug - Taper	1
20	42-9570	Stud	4
21	42-9110	Gasket	1
22	67-4580	Bolt	2

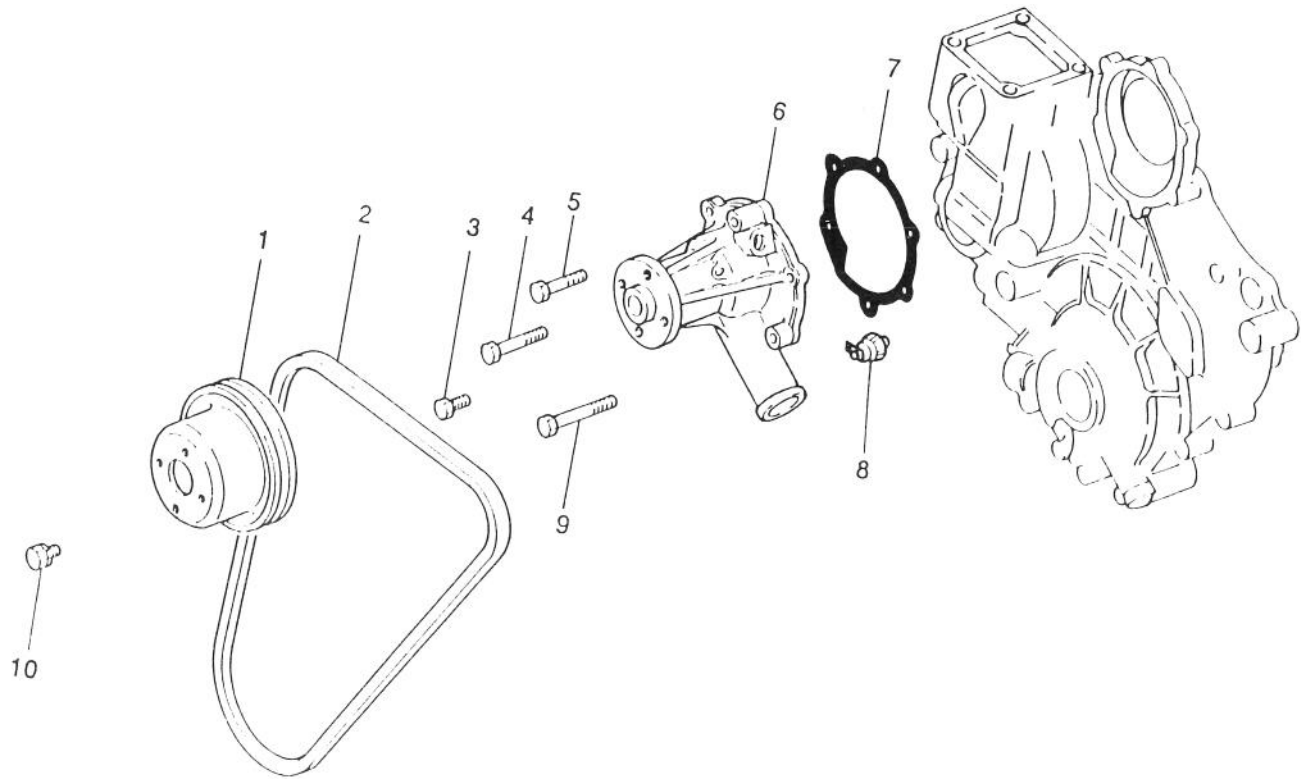
Ref. No.	Part No.	Description	No. Used
23	67-4590	Bolt	4
24	67-4560	Manifold - Exhaust	1
25	75-4950	Gasket - Cylinder Head	1
26	67-4570	Gasket - Exhaust Manifold	1
27	67-4700	Lamp - Glow	1
28	75-4930	Cylinder Head Assembly (Incl. Ref. #18, 41 & 42)	1
29	67-4500	Switch - Thermo	1
30	67-4490	Gasket	1
31	67-4460	Gasket - Switch	1
32	67-4450	Fitting - Thermostat	1
33	67-4470	Bolt	1
34	67-2330	Bolt	4
35	67-4510	Gauge Nut - Temperature	1
36	43-2710	Seal - O-Ring	2
37	67-4480	Pipe - By-Pass	1
38	67-4440	Thermostat	1
39	67-4680	Plug - Glow	3
40	67-4690	Plate - Glow Plug	1
41	67-2710	Cap - Sealing	3
42	67-2700	Guide - Valve	6
43	67-2730	Bolt	8
44	67-4550	Gasket-Intake Manifold	1



T-0566

CYLINDER HEAD ASSEMBLY (Continued)

Ref. No.	Part No.	Description	No. Used	Ref. No.	Part No.	Description	No. Used
45	67-4430	Gasket - Fitting	1	49	67-2330	Bolt	2
46	67-4420	Fitting - Water	1				

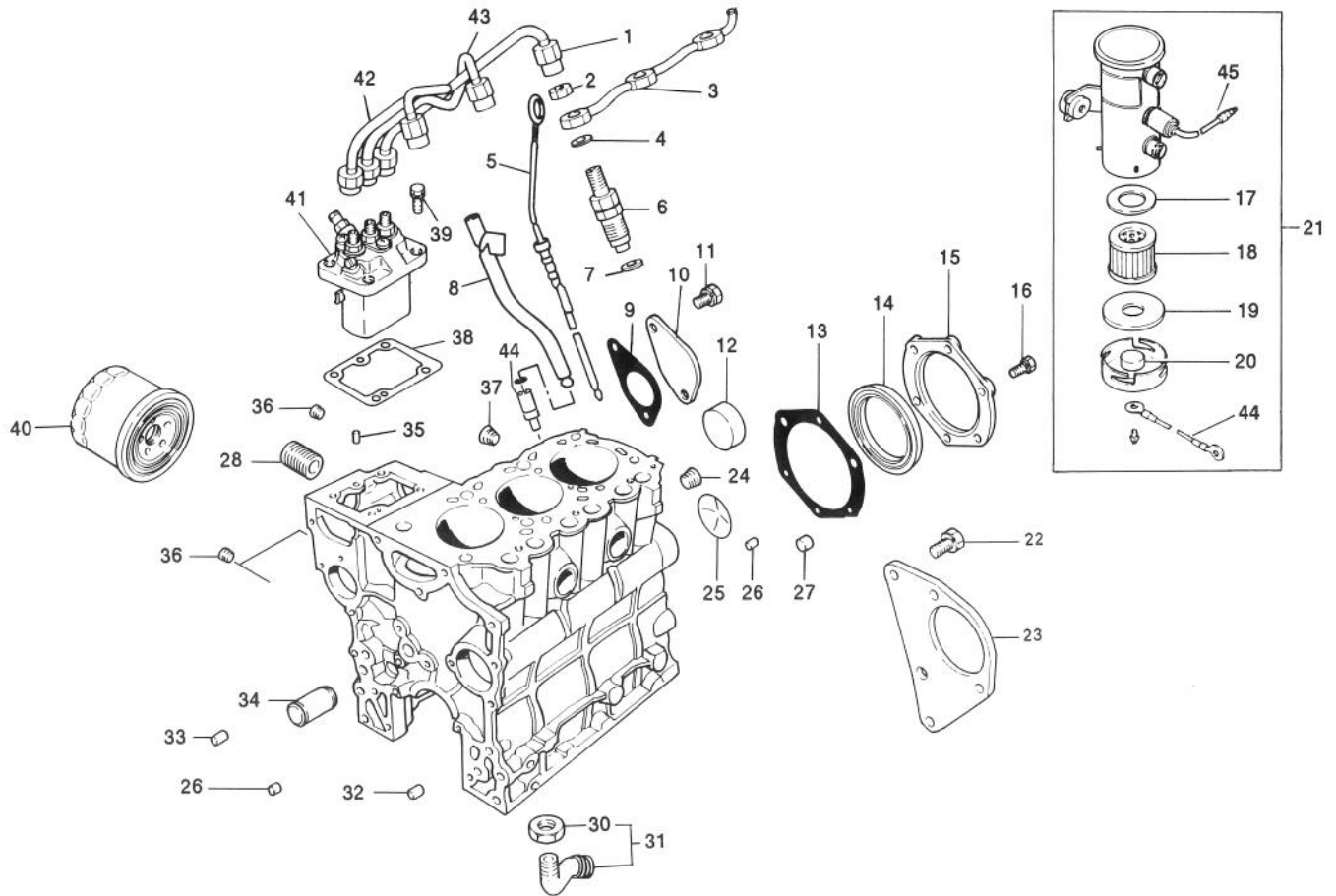


T-0568

WATER PUMP ASSEMBLY

Ref. No.	Part No.	Description	No. Used
1	67-4360	Pulley - Water Pump	1
2	67-4410	V-Belt	1
3	67-2330	Bolt	2
4	67-4400	Bolt	1
5	67-2600	Bolt	1

Ref. No.	Part No.	Description	No. Used
6	67-4380	Water Pump Assembly	1
7	67-4390	Gasket - Water Pump	1
8	67-4350	Switch - Oil Pressure	1
9	67-2610	Bolt	2
10	42-9490	Bolt W/Washer	4



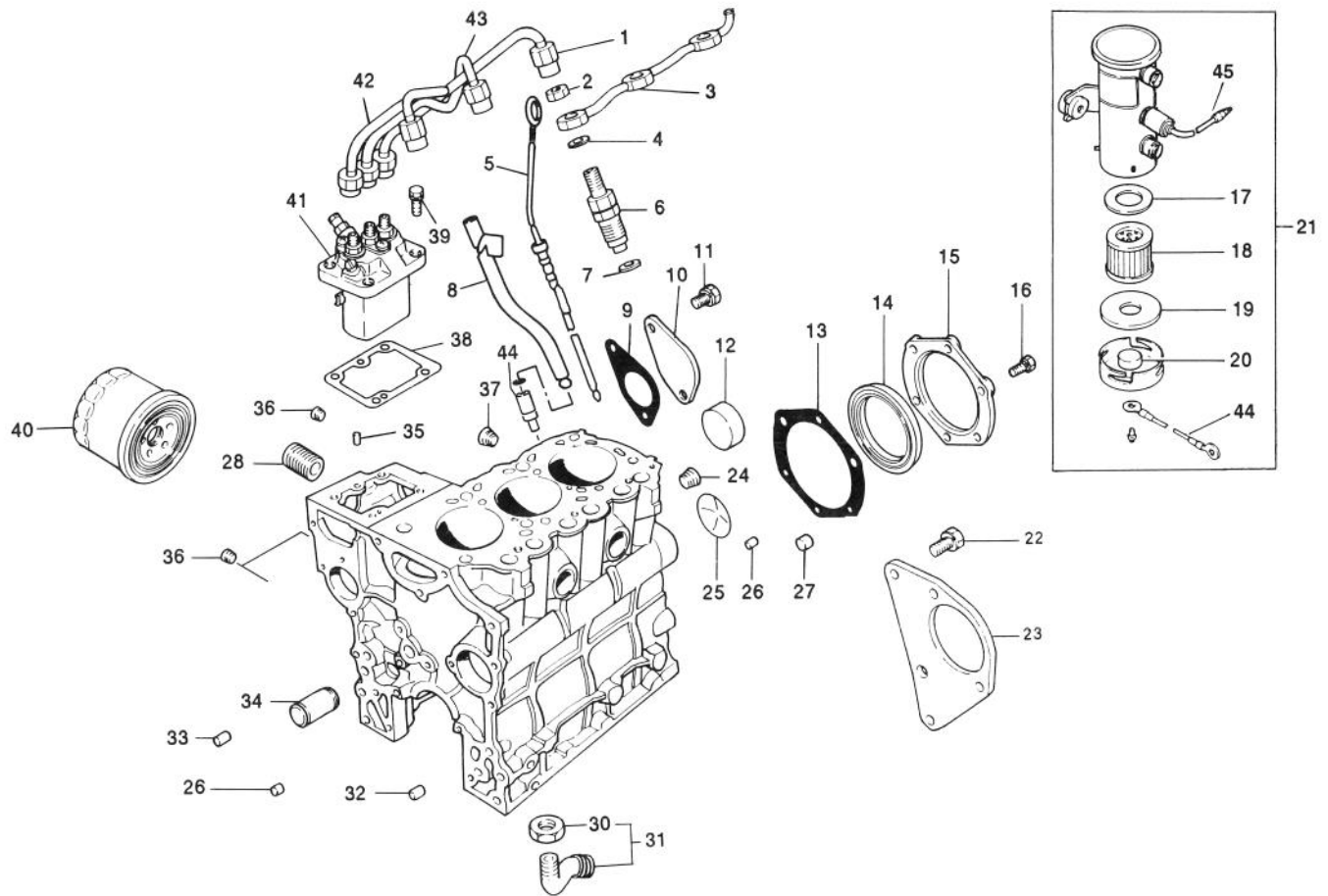
T-0569

FUEL SUPPLY & ENGINE BLOCK ASSEMBLY

Ref. No.	Part No.	Description	No. Used
1	67-3420	Pipe Assy. No. 3	1
2	67-3430	Nut	3
3	70-8700	Pipe - Fuel Return	1
4	67-3440	Gasket	3
5	70-8880	Dipstick	1
6	67-3380	Nozzle & Holder Assembly	1
7	67-3390	Gasket - Nozzle Holder	3
8	70-8870	Guide - Oil Level	1
9	67-2300	Gasket	1
10	67-2290	Cover	1
11	67-2340	Bolt W/Washer	2
12	56-0020	Plug-Expansion	3
13	67-2280	Gasket-Seal, Oil	1
14	67-2230	Seal-Oil	1
15	67-2270	Case - Oil Seal	1
16	67-2330	Bolt	6
17	43-2570	Gasket-Coil Side	1
18	43-2550	Filter	1
19	43-2560	Gasket - Side Cover	1
20	43-2580	Magnet	1
21	53-8150	Pump Assembly (Incl. Ref. #17-20)	1

Ref. No.	Part No.	Description	No. Used
22	67-2440	Bolt W/Washer	3
23	67-2430	Bracket - Starter	1
24	67-2390	Plug - Taper	1
25	67-2350	Plug - Expansion	1
26	67-2360	Bushing - Knock	2
27	67-2380	Bushing - Knock	3
28	56-1230	Shaft - Oil Filter	1
30	42-9650	Nut - Jam	1
31	67-4340	Screen Assembly (Incl. Ref. #30)	1
32	67-2370	Bushing - Knock	1
33	42-7190	Bushing - Knock	2
34	67-2260	Shaft-Idler	1
35	56-0220	Pin - Dowel	2
36	67-2210	Plug - Taper	3
37	56-0100	Plug - Taper	1
38	67-3280	Shim 0.2 mm	1
*	67-3290	Shim 0.3 mm	1
*	67-3300	Shim 0.5 mm	1
*	67-3310	Shim 0.4 mm	1
*	67-3320	Shim 0.6 mm	1

*Not Illustrated



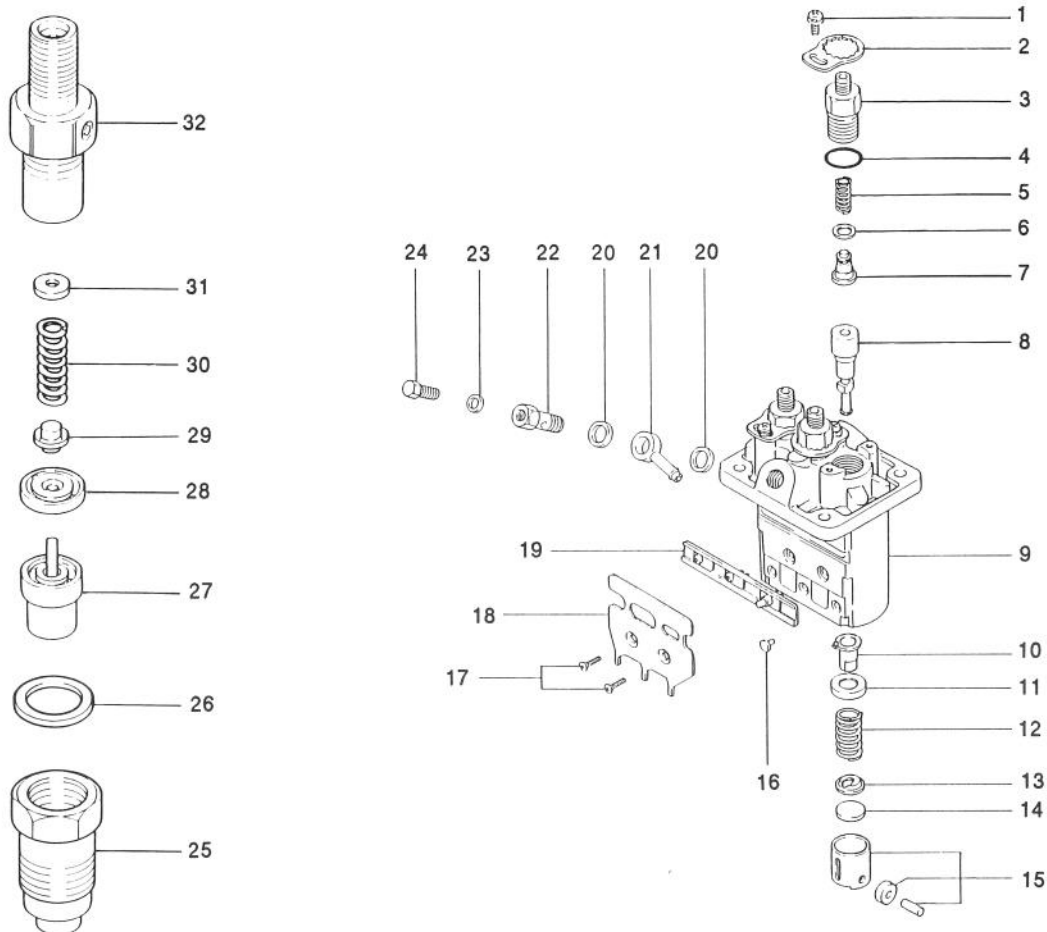
T-0569569

FUEL SUPPLY & ENGINE BLOCK ASSEMBLY (Continued)

Ref. No.	Part No.	Description	No. Used
38	67-3330	Shim 0.7 mm	1
*	67-3340	Shim 0.8 mm	1
*	67-3350	Shim 0.9 mm	1
*	67-3360	Shim 1.0 mm	1
39	67-3370	Bolt W/Washer	4

Ref. No.	Part No.	Description	No. Used
40	67-4330	Oil Filter Assembly	1
41	75-5020	Injector Pump Assembly	1
42	67-3400	Pipe Assy. No. 1	1
43	67-3410	Pipe Assy. No. 2	1
44	82-8110	Retainer - Oil Guide	1

*Not Illustrated

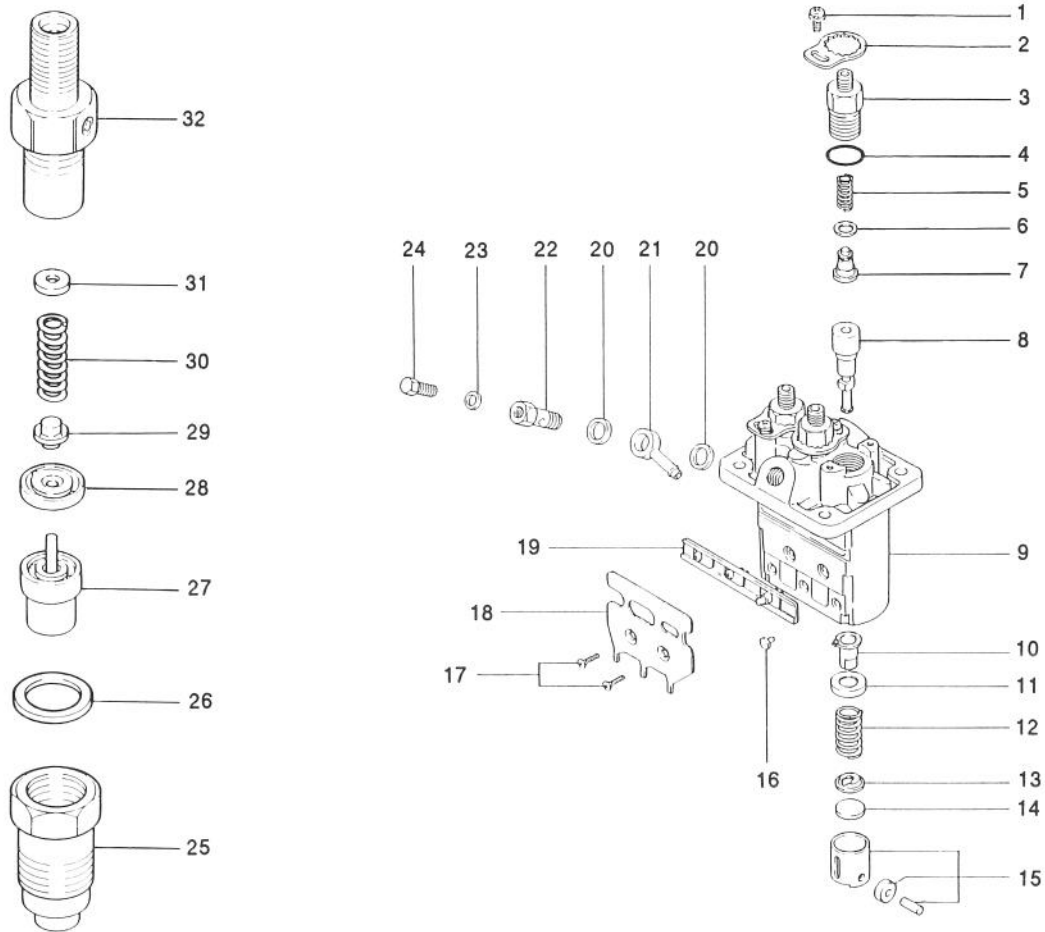


T-0570

FUEL INJECTION PUMP ASSEMBLY

Ref. No.	Part No.	Description	No. Used	Ref. No.	Part No.	Description	No. Used
1	67-3770	Screw W/Washer	3	14	67-3650	Plate - Shim 2.3 mm	1
2	67-3760	Plate - Lock	3	*	67-3660	Plate - Shim 2.35 mm	1
3	67-3740	Holder-Delivery Valve	3	*	67-3670	Plate - Shim 2.4 mm	1
4	67-3480	Seal - O-Ring	3	*	67-3680	Plate - Shim 2.45 mm	1
5	67-3490	Spring	3	*	67-3690	Plate - Shim 2.5 mm	1
6	42-8240	Gasket	3	15	67-3700	Tappet	3
7	67-3500	Valve	3	16	67-3810	Pin - Tappet Guide	3
8	75-4970	Element	3	17	67-3790	Screw	2
9	67-3460	Housing-Pump	1	18	67-3800	Bracket - Wire Stop	1
10	67-3520	Sleeve	3	19	67-3780	Rack	1
11	67-3530	Seat - Spring Upper	3	20	67-3750	Washer	2
12	67-3540	Spring	3	21	67-3740	Nipple - Swivel	1
13	67-3550	Seat - Spring Lower	3	22	67-3730	Screw	1
14	67-3560	Plate - Shim 1.85 mm	1	23	67-3720	Washer	1
*	67-3570	Plate - Shim 1.9 mm	1	24	67-3710	Screw - Air Bleed	1
*	67-3580	Plate - Shim 1.95 mm	1	25	67-3970	Nut - Retaining	3
*	67-3590	Plate - Shim 2.0 mm	1	26	67-3980	Gasket	3
*	67-3600	Plate - Shim 2.05 mm	1	27	67-3960	Nozzle	3
*	67-3610	Plate - Shim 2.1 mm	1	28	67-3950	Piece - Distance	3
*	67-3620	Plate - Shim 2.15 mm	1	29	67-3940	Pin - Pressure	3
*	67-3630	Plate - Shim 2.2 mm	1	30	67-3930	Spring	3
*	67-3640	Plate - Shim 2.25 mm	1	31	67-3830	Washer 1.25 mm	1

*Not Illustrated



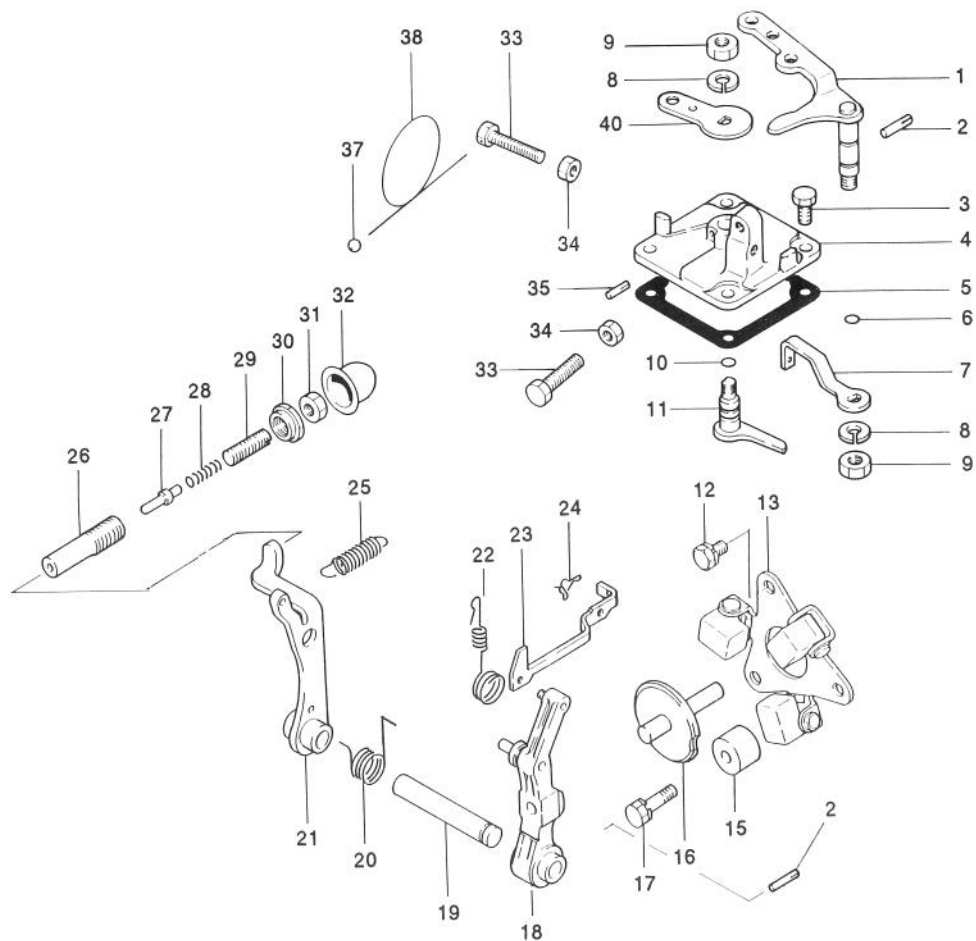
T-0570

FUEL INJECTION PUMP ASSEMBLY (Continued)

Ref. No.	Part No.	Description	No. Used
31	67-3840	Washer 1.3 mm	1
*	67-3850	Washer 1.35 mm	1
*	67-3860	Washer 1.4 mm	1
*	67-3870	Washer 1.45 mm	1
*	67-3880	Washer 1.5 mm	1
*	67-3890	Washer 1.55 mm	1
*	67-3900	Washer 1.6 mm	1

Ref. No.	Part No.	Description	No. Used
31	67-3910	Washer 1.65 mm	1
*	67-3920	Washer 1.7 mm	1
32	75-5000	Body	3
*	53-8150	Pump Assembly (Incl. Ref. 21-24)	1
*	67-3380	Nozzle and Holder Assembly (Incl. Ref. #25-32)	3

*Not Illustrated



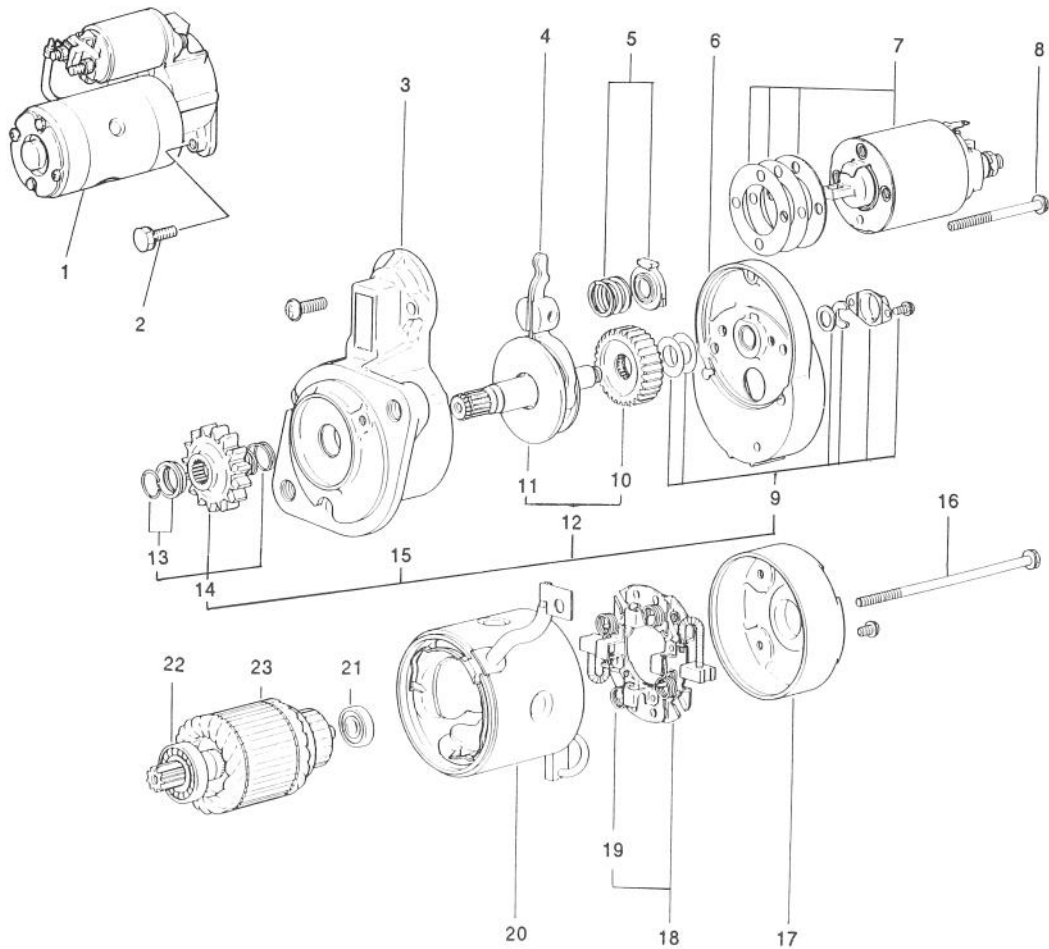
T-0571

GOVERNOR ASSEMBLY

Ref. No.	Part No.	Description	No. Used
1	67-3990	Lever - Speed Control	1
2	67-4000	Pin	2
3	67-4270	Bolt	4
4	67-4130	Cover - Governor	1
5	67-4160	Gasket	1
6	42-8830	Seal - O-Ring	1
7	75-4980	Lever - Governor Spring	1
8	67-3260	Washer	2
9	42-9640	Nut - Jam	2
10	42-8830	Seal - O-Ring	1
11	67-4140	Lever - Stop	1
12	42-9430	Bolt W/Washer	2
13	67-4040	Weight Assembly	1
15	67-4010	Stopper	1
16	67-4070	Shaft - Sliding	1
17	67-4280	Bolt W/Washer	1
18	67-4060	Lever - Governor	1
19	67-4050	Shaft - Governor	1
20	67-5040	Spring	1
21	67-4090	Lever - Tension	1
22	70-8720	Spring - Tie Rod	1

Ref. No.	Part No.	Description	No. Used
23	67-4030	Rod - Tie	1
24	67-4080	Clip	1
25	75-4990	Spring - Governor	1
26	67-4210	Case - Torque Spring	1
27	67-4230	Stopper	1
28	67-4190	Spring - Torque	1
29	67-4220	Screw - Adjusting	1
30	67-4200	Nut - Special	1
31	67-4180	Nut	1
32	43-2820	Cap - Sealing Torque Set	1
33	42-9420	Bolt - Speed Set	4
34	67-4290	Nut	4
35	67-4120	Pin - Grooved	1
37	42-8690	Metal - Sealing	1
38	42-8700	Wire	1
40	67-4150	Lever - Stop	1
*	67-4110	Cover Assembly (Incl. Ref. #4, 8-11, 35 & 40)	1
*	67-4170	Spring Set (Incl. Ref. #26-31)	

*Not Illustrated

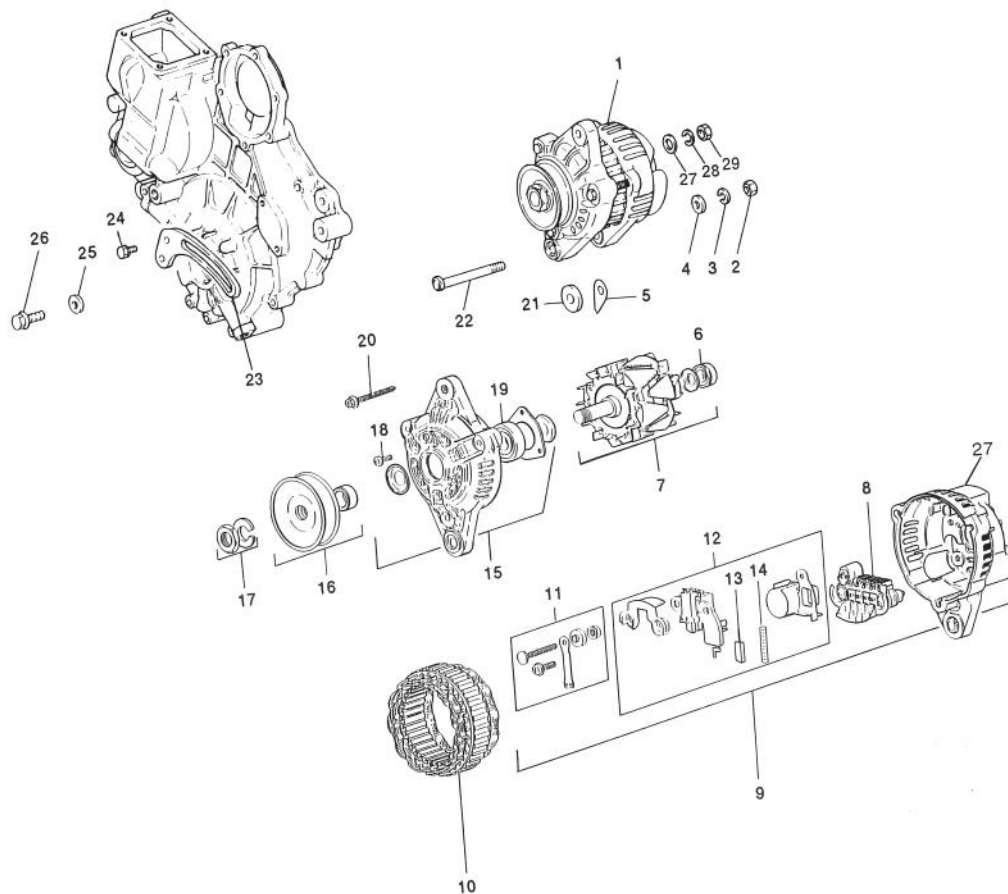


T-0572

STARTER ASSEMBLY

Ref. No.	Part No.	Description	No. Used
1	70-8760	Starter Assembly (Incl. Ref. #3-23)	1
2	67-4610	Bolt W/Washer	2
3	70-8770	Bracket - Front	1
4	67-4720	Lever	1
5	67-4730	Spring Set	1
6	70-8780	Bracket - Center	1
7	67-4750	Switch	1
8	56-1570	Bolt Set	1
9	56-1680	Cover Set	1
10	56-1670	Gear	1
11	67-4790	Shaft	1
12	67-4780	Gear Set (Incl. Ref. #10 & 11)	1
13	56-1640	Stopper Set	1

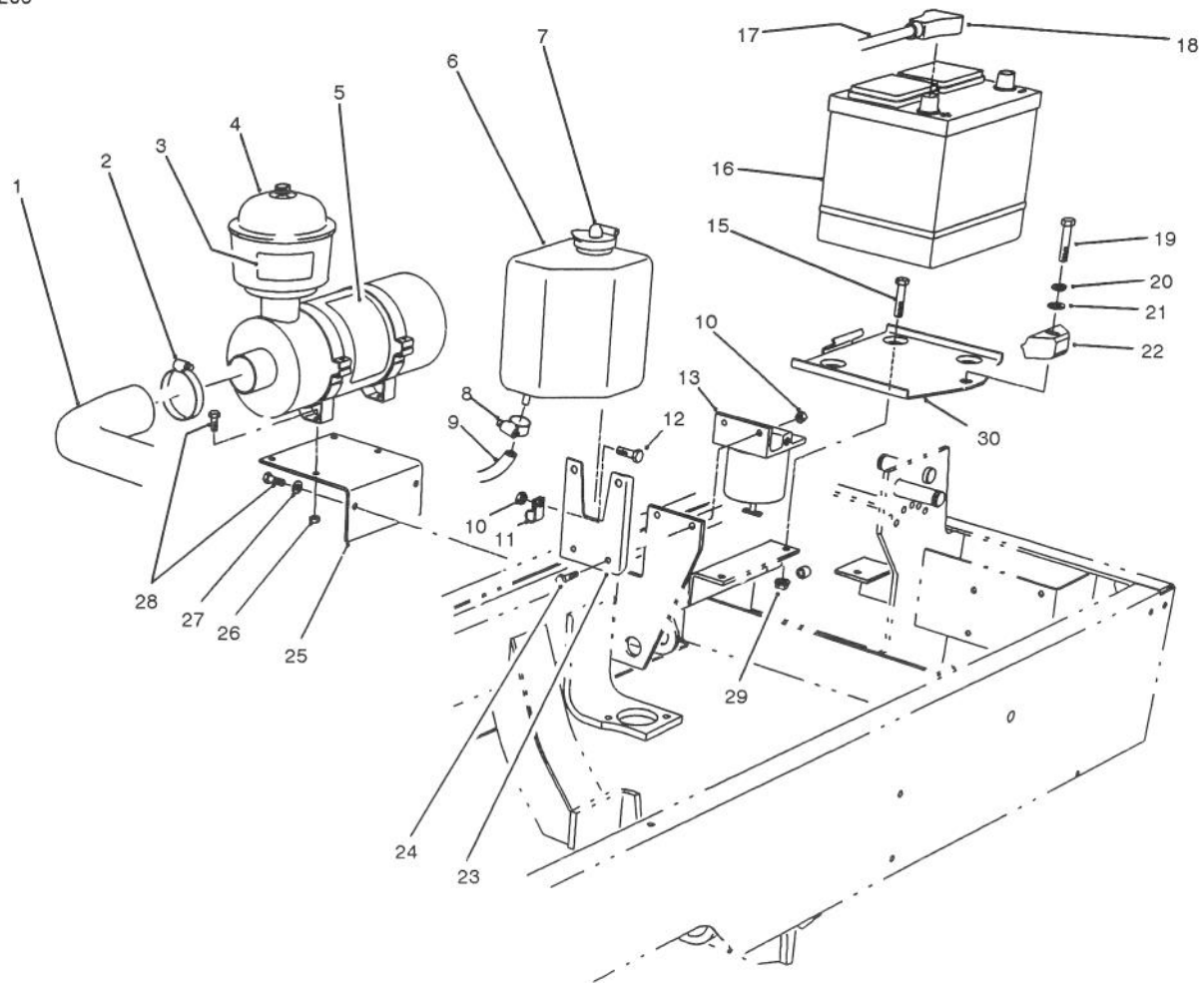
Ref. No.	Part No.	Description	No. Used
14	67-4770	Pinion Set (Incl. Ref. #13)	1
15	67-4760	Shaft Assembly (Incl. Ref. #9, 12 & 14)	1
16	56-1610	Bolt	1
17	56-1720	Bracket - Rear	1
18	56-1700	Holder - Brush (Incl. Ref. #19)	1
19	56-1710	Spring - Brush	4
20	67-4800	Yoke	1
21	56-1600	Bearing - Rear	1
22	56-1590	Bearing - Front	1
23	56-1580	Armature Set (Incl. Ref. #21 & 22)	1



T-0573

ALTERNATOR ASSEMBLY

Ref. No.	Part No.	Description	No. Used	Ref. No.	Part No.	Description	No. Used
1	67-4630	Alternator Assembly (Incl. Ref. #6-17)	1	13	67-4920	Brush	2
2	67-4670	Nut	1	14	43-0510	Spring - Brush	2
3	67-3260	Washer	1	15	67-4830	Front Bracket Assembly (Incl. Ref. #18 & 19)	1
4	42-9660	Washer	1	16	67-4810	Pulley Set	1
5	43-0370	Shim	1	17	43-1920	Nut Set	1
6	67-4870	Bearing - Rear	1	18	67-4840	Screw Set	1
7	67-4860	Rotor Assembly (Incl. Ref. #6)	1	19	67-4850	Bearing - Front	1
8	67-4930	Rectifier	1	20	67-4820	Bolt Set	1
9	67-4890	Rear Cover Assembly (Incl. Ref. #8, 11, 12 & 27)	1	21	67-4620	Spacer	1
10	67-4880	Stator	1	22	67-4640	Bolt	1
11	67-4900	Terminal Set	1	23	75-4940	Brace - Alternator	1
12	67-4910	Regulator Assembly (Incl. Ref. #13 & 14)	1	24	42-9440	Bolt W/Washer	1
				25	54-8660	Washer	1
				26	67-4660	Bolt - Flange	1
				27	72-6140	Cover - Rear	1

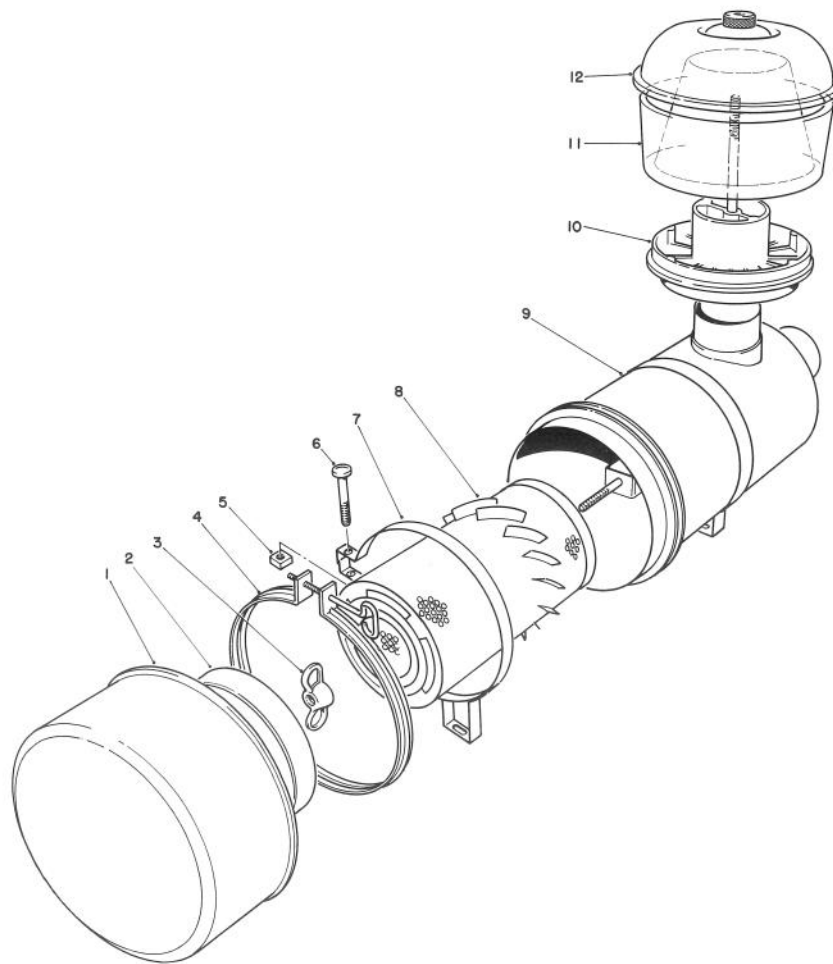


T-1056

ENGINE COMPONENTS ASSEMBLY

Ref. No.	Part No.	Description	No. Used	Ref. No.	Part No.	Description	No. Used
1	75-2460	Hose - Air Cleaner	1	16		Battery (Type 26, 530 Amp.)	1
2	2412-42	Clamp - Hose	1	17	75-1370	Battery Cable Assy. (+) (Incl. Ref. #18)	1
‡3	67-1700	Decal - Starting Fluid (English)	1	18	28-1280	Boot - Cable	1
4	48-4220	Air Cleaner Assembly (Incl. Ref. #5)	1	19	323-9	Screw - Cap Hex. Hd.	1
5	27-7160	Decal - Instructions	1	20	3253-21	Washer - Lock	1
6	63-7380	Expansion Tank Assembly (Incl. Ref. #7)	1	21	3256-24	Washer - Flat	1
7	71-1520	Cap - Expansion Tank	1	22	66-2490	Clamp - Battery	1
8	2412-108	Clamp - Hose	1	23	75-4250	Bracket - Expansion Tank	1
9	75-2850	Hose - Expansion Tank	1	24	321-6	Screw - Cap Hex. Hd.	2
10	3296-42	Nut - Lock	3	25	75-3140	Bracket - Air Cleaner	1
11	2412-93	Clamp - R	1	26	3296-29	Nut - Lock	4
12	321-2	Screw - Cap Hex. Hd.	1	27	3256-23	Washer - Flat	2
13	63-8300	Fuel Filter Assembly	1	28	322-3	Screw - Cap Hex. Hd.	6
15	322-4	Screw - Cap Hex. Hd.	3	29	32128-25	Nut - Lock	3
				30	66-2330	Base - Battery	1

‡For different language versions of this part, see International Decal Cross Reference.



T-0126

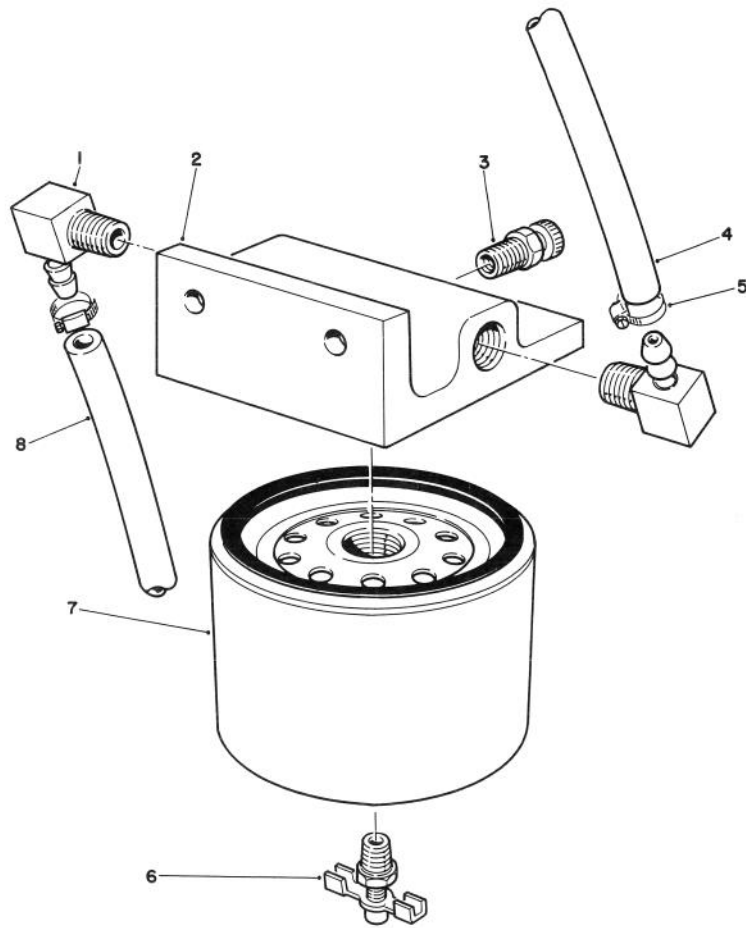
AIR CLEANER ASSEMBLY

Ref. No.	Part No.	Description	No. Used
1	27-7150	Cup Assembly	1
2	27-7140	Baffle	1
3	27-7120	Nut	1
4	27-7130	Clamp Assembly	1
5	32107-11	Nut-Square	2
6	3258-19	Screw-Machine	2
7	27-7170	Band Assembly (Incl. Ref. #5 & 6)	2
8	27-7110	Element Assembly	1

Ref. No.	Part No.	Description	No. Used
9†		Housing	1
10	62-6300	Sleeve Assembly	1
11	33-1270	Bowl	1
12	33-1260	Cover Assembly	1
*	48-7430	Pre-Cleaner Assembly (Incl. Ref. #10-12)	1
*	48-4220	Air Filter Assembly (Incl. Ref. #1-4, 8-9)	1
*	27-7220	Air Cleaner Soap	1

*Not Illustrated

†Not Serviceable Separately

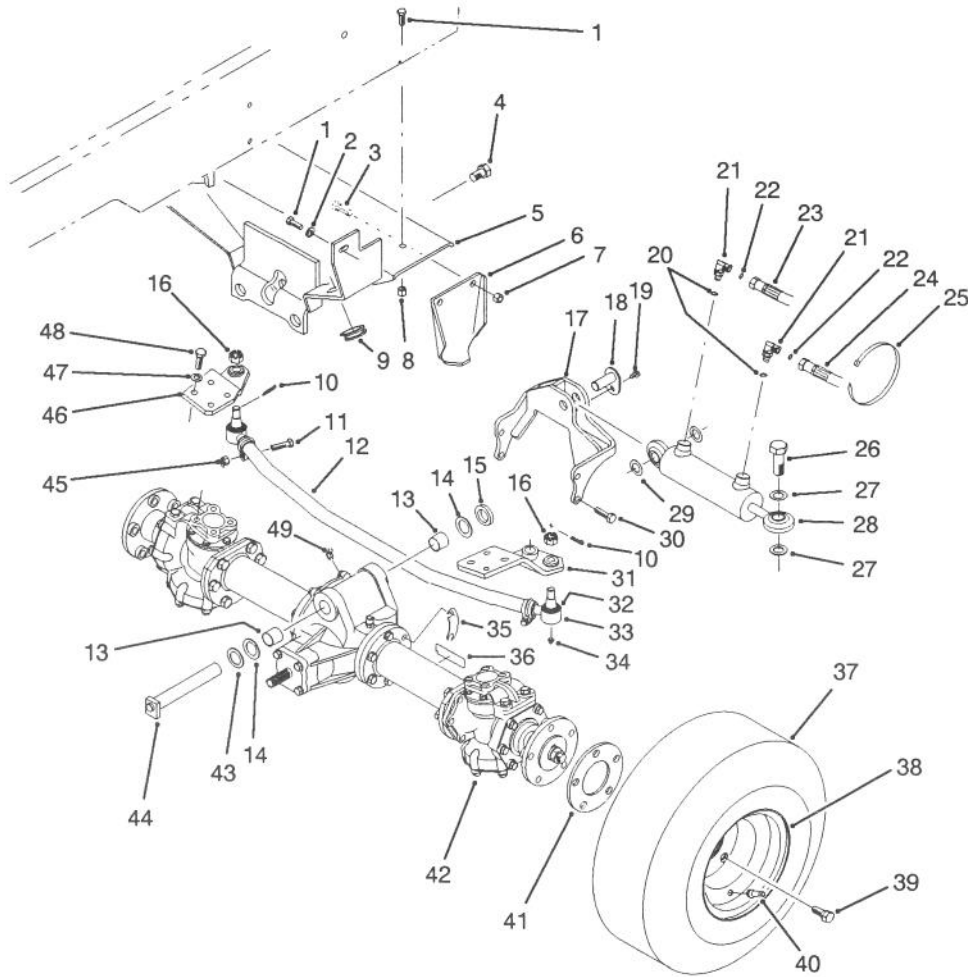


T-1030

FUEL FILTER ASSEMBLY

Ref. No.	Part No.	Description	No. Used	Ref. No.	Part No.	Description	No. Used
1	353-781	Fitting-Elbow	2	5	2412-108	Clamp-Hose	2
2	63-8280	Head-Filter, Fuel (Incl. Ref. #3)	1	6	63-8310	Valve-Drain	1
3	63-8290	Vent-Air	1	7	63-8300	Element-Spin-On (Incl. Ref. #6)	1
4	63-7620	Hose-Fuel	1	8	63-7610	Hose-Fuel	1

*Not Illustrated



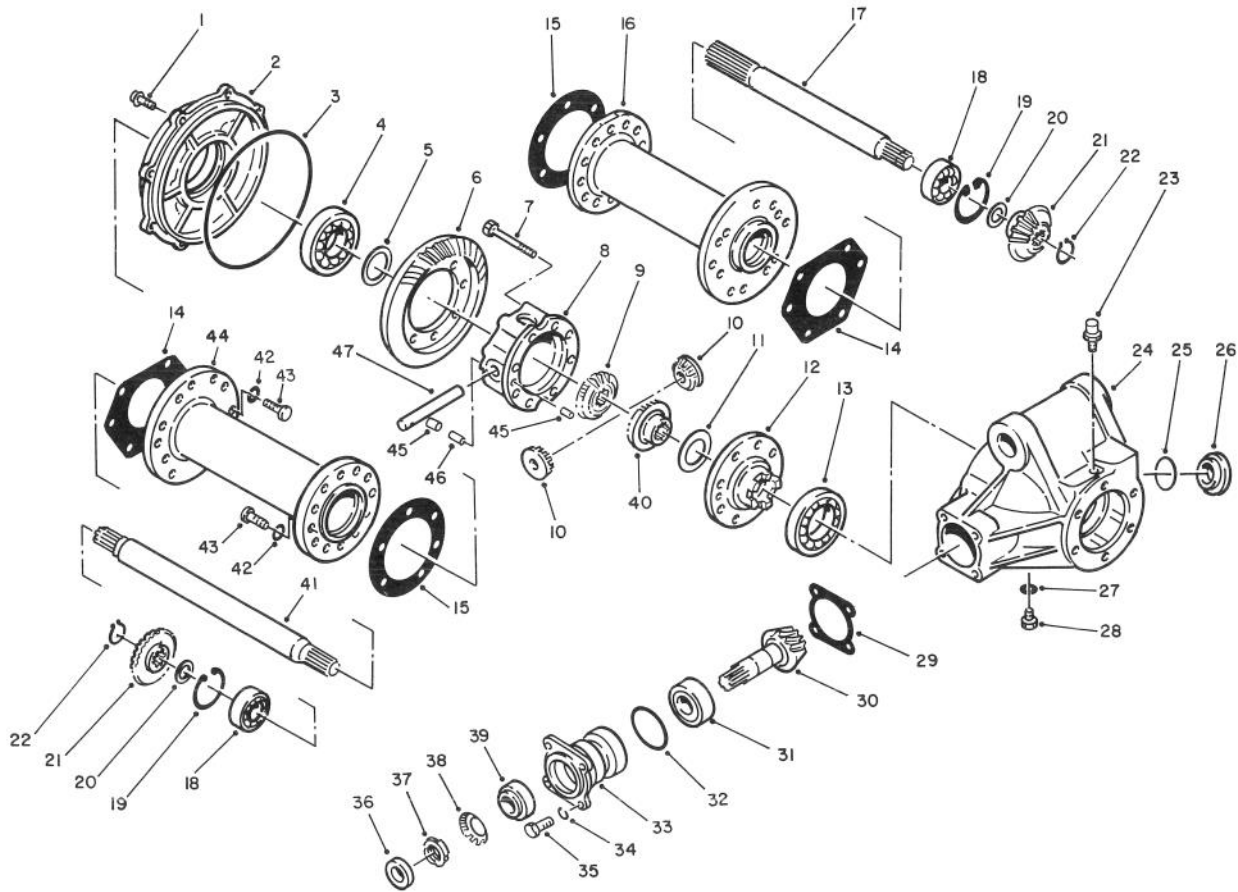
T-1325

REAR AXLE INSTALLATION ASSEMBLY

Ref. No.	Part No.	Description	No. Used
1	323-6	Screw - Cap Hex. Hd.	4
2	3256-24	Washer - Flat	2
3	325-5	Screw - Cap Hex. Hd.	4
4	327-2	Screw - Cap Hex. Hd.	1
5	75-1100	Support - Axle	1
6	83-5110	Stop - Axle	2
7	3296-23	Nut - Lock	4
8	3296-39	Nut - Lock	2
9	237-165	Grommet	2
10	3272-11	Pin - Cotter	1
11	323-9	Screw - Cap Hex. Hd.	2
12	83-5020	Tube & Clamp Assembly	1
13	67-1750	Bushing - Sleeve	2
14	56-2460	Washer - Flat	2
15	83-5040	Washer	1
16	32136-13	Nut - Slotted	2
17	83-5100	Support - Cylinder	1
18	83-5150	Pin - Cylinder	1
19	32144-4	Screw - Self Tapping	1
20	237-78	Seal - O-Ring	2
21	340-132	Fitting - Hydraulic 90° (Incl. Ref. #20 & 22)	2
22	237-21	Seal - O-Ring	2
23	75-6220	Hose - Hydraulic	1
24	75-6230	Hose - Hydraulic	1
25	3290-378	Tie - Cable	1
26	82-6910	Screw - Cap Hex. Hd.	4

Ref. No.	Part No.	Description	No. Used
27	67-9410	Washer - Thrust	2
28	83-5030	Hydraulic Cylinder Assembly	1
29	83-5160	Shim	2
30	48-9480	Screw - Cap Hex. Hd.	4
31	83-4930	Arm - Steering L.H.	1
32	71-4760	Seal - Tie Rod End	2
33	71-4740	Tie Rod End Assembly (Incl. Ref. #16, 32 & 34)	2
34	302-55	Fitting - Grease	2
35	83-5180	Shim - Axle	2
36	70-2560	Decal - Gear Lube	1
37	231-141	Tire	2
38	217-121	Rim	2
39	71-4450	Bolt - Wheel	10
40	232-35	Valve - Stem	2
41	83-7460	Spacer - Wheel	2
42	68-6821	Axle Assembly	1
43	5-1226	Washer	2
44	75-4180	Pin - Rear Axle	1
45	3296-39	Nut - Lock	2
46	83-4950	Arm - Steering R.H.	1
47	48-9220	Washer - Flat	8
48	48-7780	Screw - Cap Hex. Hd.	8
49	302-11	Fitting - Grease	1
*	83-5010	Tie Rod Assembly (Incl. Ref. #11, 12, 16, 32-34 & 45)	1

*Not Illustrated

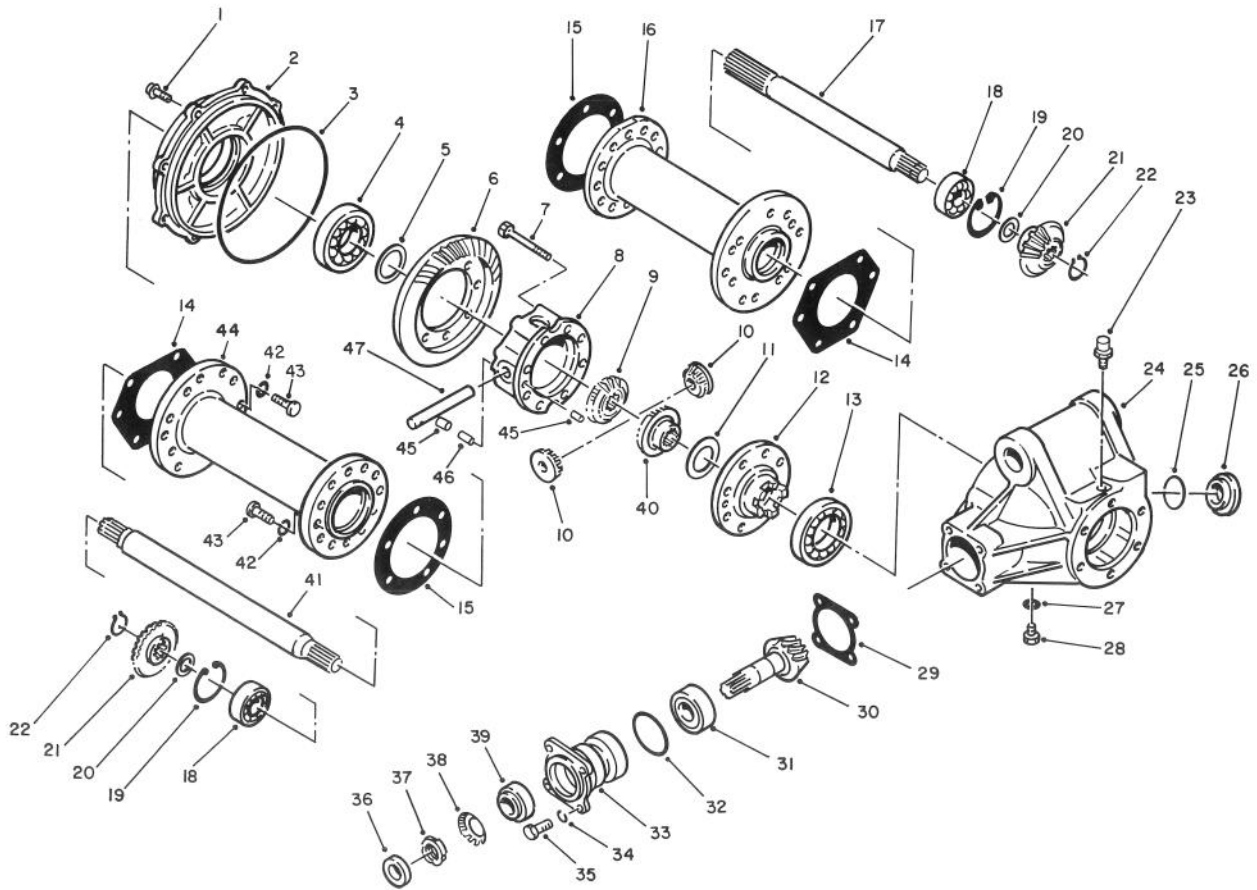


T-1305

REAR AXLE ASSEMBLY NO. 68-6821

Ref. No.	Part No.	Description	No. Used
1	72-5800	Bolt	8
2	72-4880	Cover	1
3	72-4890	O-Ring	1
4	251-344	Bearing - Ball	1
5	72-4960	Shim .1 mm	1
*	72-4970	Shim .15 mm	1
*	72-4980	Shim .5 mm	1
*	72-4990	Shim .8 mm	1
*	72-5000	Shim 1.0 mm	1
*	72-5010	Shim 1.2 mm	1
6		Gear - Bevel	1
7	72-5810	Bolt	8
8	72-4900	Case - Differential	1
9	72-4930	Gear - Side, Differential	1
10	72-4950	Gear - Pinion, Differential	2
11	72-5040	Washer - Gear, Diff.	1
12	72-4910	Flange - Case, Diff.	1
13	251-345	Bearing - Ball	1
14	72-5080	Gasket	2
15	72-5070	Gasket	2
16	83-5270	Tube - Axle, R.H.	1
17	83-5280	Axle - R.H.	1
18	251-350	Bearing - Ball	2
19	72-5360	Ring - Retaining	2
20	72-5100	Spacer	2
21	72-5090	Gear - Bevel	2

Ref. No.	Part No.	Description	No. Used
22	72-5370	Ring - Retaining	2
23	72-5130	Vent	1
24	72-4870	Case - Differential	1
25	72-5140	O-Ring	1
26	72-5150	Plug	1
27	72-5840	Gasket	1
28	72-5820	Plug	1
29	72-5160	Shim .1mm	1
*	72-5170	Shim .15 mm	1
*	72-5180	Shim .5 mm	1
*	72-5190	Shim .8 mm	1
*	72-5200	Shim 1.0 mm	1
*	72-5210	Shim 1.2 mm	1
30		Gear - Pinion	1
31	254-108	Bearing - Roller, Tapered	1
32	72-5460	O-Ring	1
33	83-5350	Case - Bearing	1
34	42-9850	Washer - Lock M8	8
35	48-9460	Bolt - Hex. Hd.	4
36	83-5360	Seal - Oil	1
37	83-5340	Nut - Bearing	1
38	83-5330	Washer - Bearing	1
39	254-109	Bearing - Roller, Tapered	1
40	72-4940	Gear - Side, Differential	1
41	83-5310	Axle - L.H.	1
42	42-9600	Washer - Lock M10	24

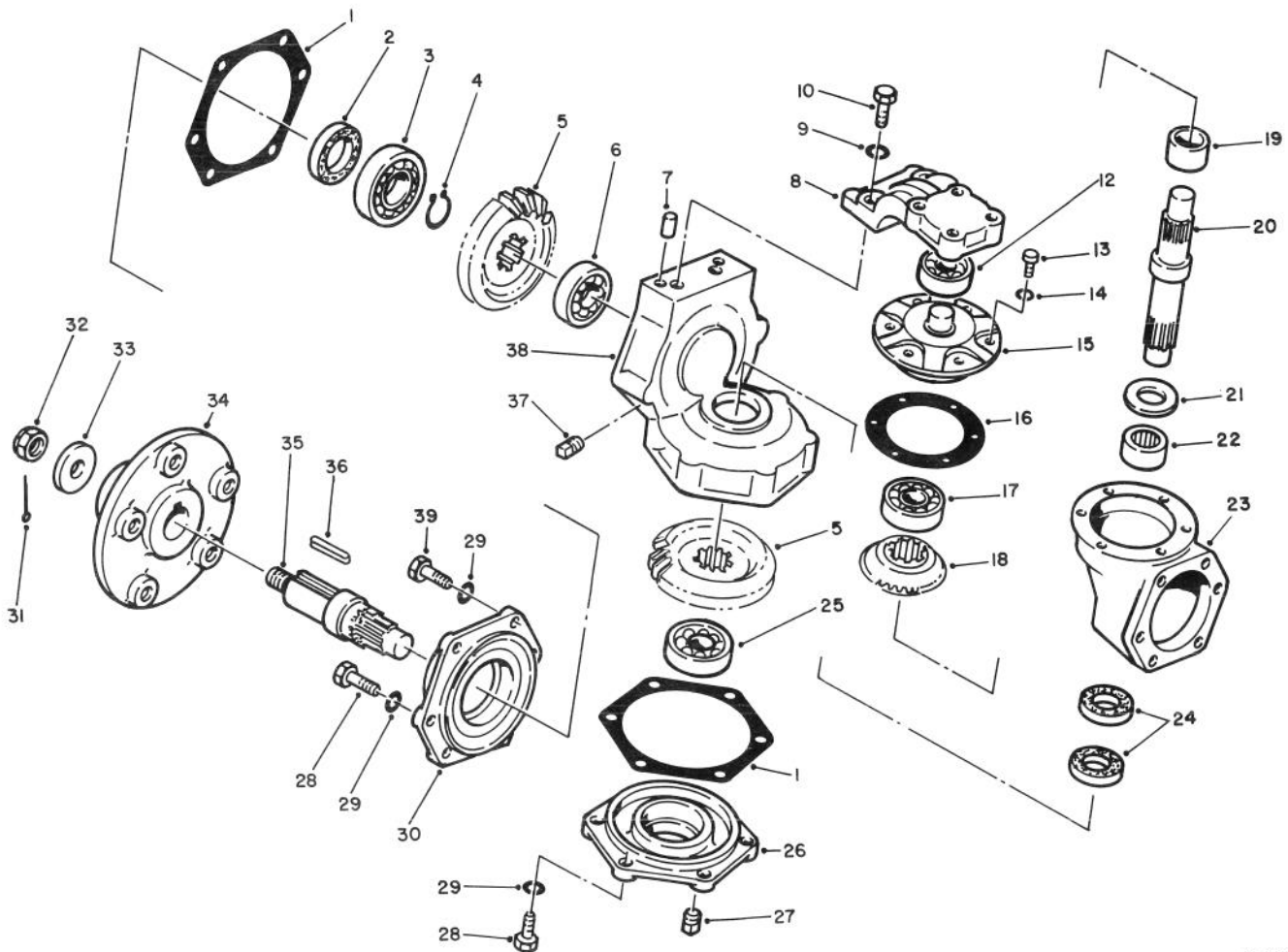


T-1305

REAR AXLE ASSEMBLY NO. 68-6821 (Continued)

Ref. No.	Part No.	Description	No. Used
43	48-9470	Bolt - M10 x 30	24
44	83-5290	Tube - Axle, L.H.	1
45	72-5030	Pin - Dowel	2
46	72-5440	Pin -Spring	1

Ref. No.	Part No.	Description	No. Used
47	72-5020	Shaft - Pinion	1
*	83-5370	Ring & Pinion Assembly (Incl. Ref.#6 & 30)	1

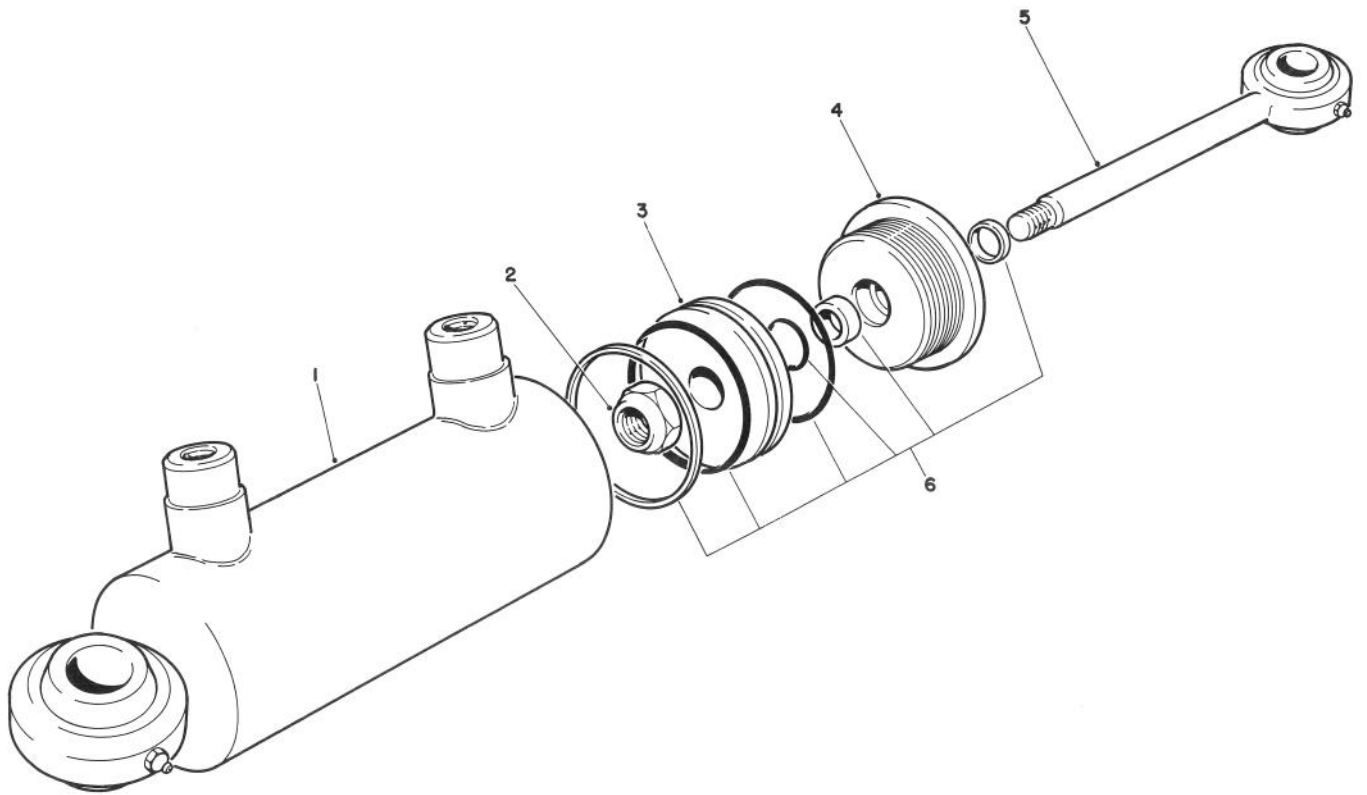


T-0912

REAR AXLE ASSEMBLY NO. 68-6821 (Continued)

Ref. No.	Part No.	Description	No. Used
1	72-5620	Gasket	4
2	72-5740	Seal - Oil	2
3	251-348	Bearing - Ball	2
4	72-5720	Ring - Retaining	2
5	72-5580	Gear - Bevel	4
6	251-8	Bearing - Ball	2
7	72-5670	Pin - Dowel	4
8	77-2980	Arm - Knuckle	2
9	42-9600	Washer - Lock	28
10	48-9470	Screw - Cap, M10 x 30	4
12	251-347	Bearing - Ball	2
13	72-5790	Screw - Cap, M6 x 18	12
14	43-5930	Washer - Lock	12
15	72-5590	Retainer - Bearing	2
16	72-5630	Gasket	2
17	251-349	Bearing - Ball	2
18	72-5090	Gear - Bevel	2
19	72-5680	Spacer	2
20	72-5560	Pin - King, Knuckle	2

Ref. No.	Part No.	Description	No. Used
21	72-5600	Washer - Thrust	2
22	72-5640	Bearing - Needle	2
23	72-5510	Gear Box - Axle	2
24	72-5730	Seal - Oil	4
25	251-263	Bearing - Ball	2
26	72-5550	Cover	2
27	281-10	Plug - Socket, Hex.	2
28	48-9460	Screw - Cap, M8 x 25	20
29	42-9850	Washer - Lock, M8	28
30	72-5540	Case - Knuckle	2
31	3272-17	Pin - Cotter	2
32	72-5770	Nut - Castle	2
33	72-5660	Washer - Shaft, Wheel	2
34	72-5650	Hub - Wheel	2
35	72-5570	Shaft - Axle, Outer	2
36	72-5780	Key	2
37	281-7	Plug - Pipe, Square Hd.	2
38	72-5520	Case - Knuckle	2
39	48-7710	Screw - Cap, M8 x 20	4



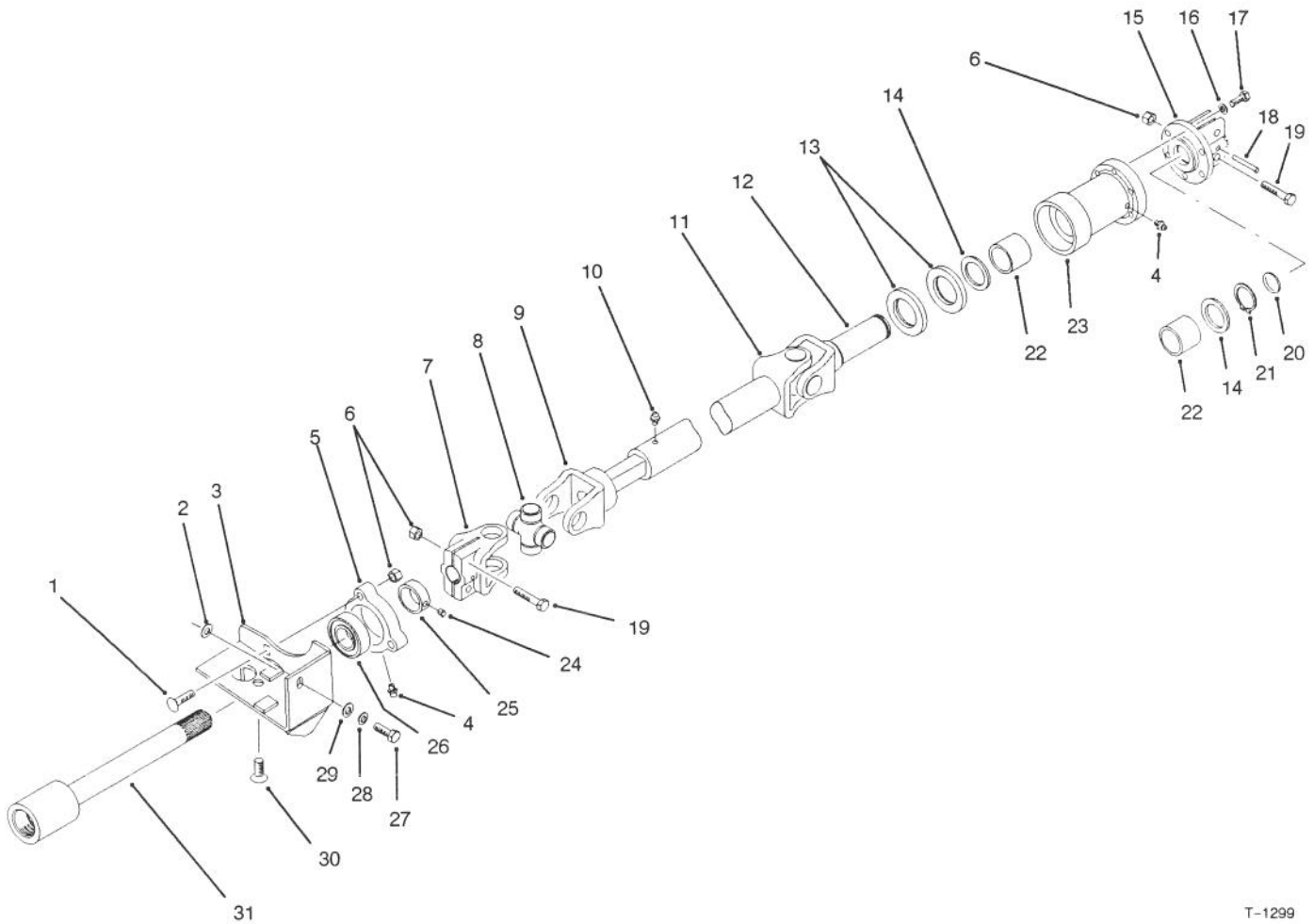
T-0996

HYDRAULIC CYLINDER ASSEMBLY NO. 83-5030

Ref. No.	Part No.	Description	No. Used
†1		Barrel Assembly	1
2	75-1210	Nut - Lock	1
3	75-1220	Piston	1

Ref. No.	Part No.	Description	No. Used
4	75-1260	Head - Internal	1
5	83-5380	Piston Rod Assembly	1
6	75-1250	Seal Kit	1

†Not Serviced Separately



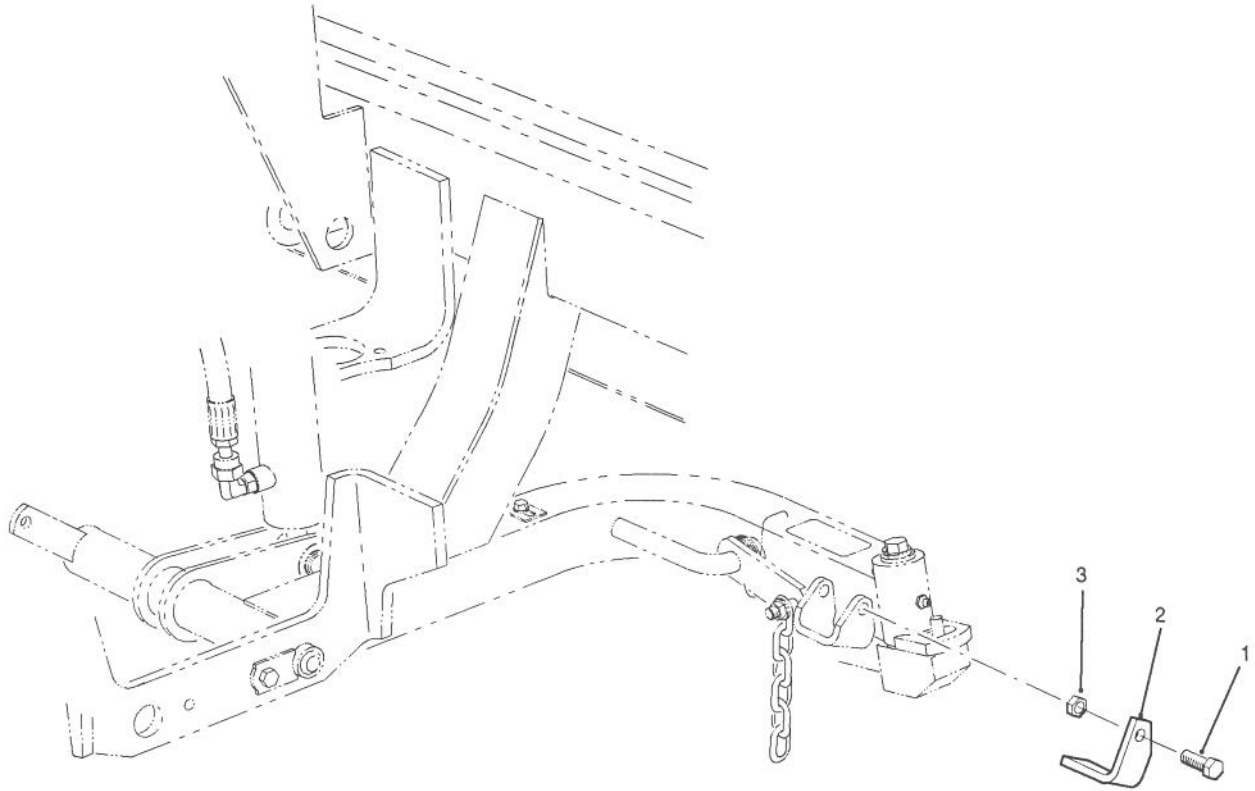
T-1299

DRIVE SHAFT ASSEMBLY

Ref. No.	Part No.	Description	No. Used
1	3230-3	Bolt - Carriage	3
2	83-7470	Shim	2
3	83-4970	Bracket - Bearing	1
4	302-5	Fitting - Grease	2
5	76-2460	Bearing Assembly (Incl. Ref. #4 & 24-26)	1
6	3296-29	Nut - Lock	7
7	54-9090	Yoke - End	1
8	54-9180	Kit - Universal Joint	2
9	72-3420	Shaft - Slip Yoke	1
10	302-58	Fitting - Grease	1
11	83-5260	Tube - Slip Yoke	1
12	72-3440	Yoke - Shaft	1
13	253-155	Seal	2
14	71-4590	Washer - Thrust	2
15	76-4690	Axle Coupling Assembly (Incl. Ref. #6 & 19)	1
16	3253-3	Washer - Lock	6

Ref. No.	Part No.	Description	No. Used
17	3274-64	Screw - Cap Hex. Hd.	6
18	32121-34	Pin - Roll	1
19	322-8	Screw - Cap Hex. Hd.	4
20	284-3	Plug - Welch	1
21	32151-87	Ring - Retaining	1
22	71-4580	Clutch - Roller	2
23	71-4570	Housing - Clutch	1
24	3245-35	Screw - Set	1
25	251-77	Collar - Locking	1
26	251-337	Bearing - Ball	1
27	48-9460	Screw - Cap Hex. Hd.	1
28	42-9850	Washer - Lock	1
29	48-8030	Washer - Flat	1
30	3274-34	Screw - Socket Flat Hd.	1
31	83-4900	Shaft - Traction	1
*	83-5190	Drive Shaft Assembly (Incl. Ref. #7-12)	1

*Not Illustrated

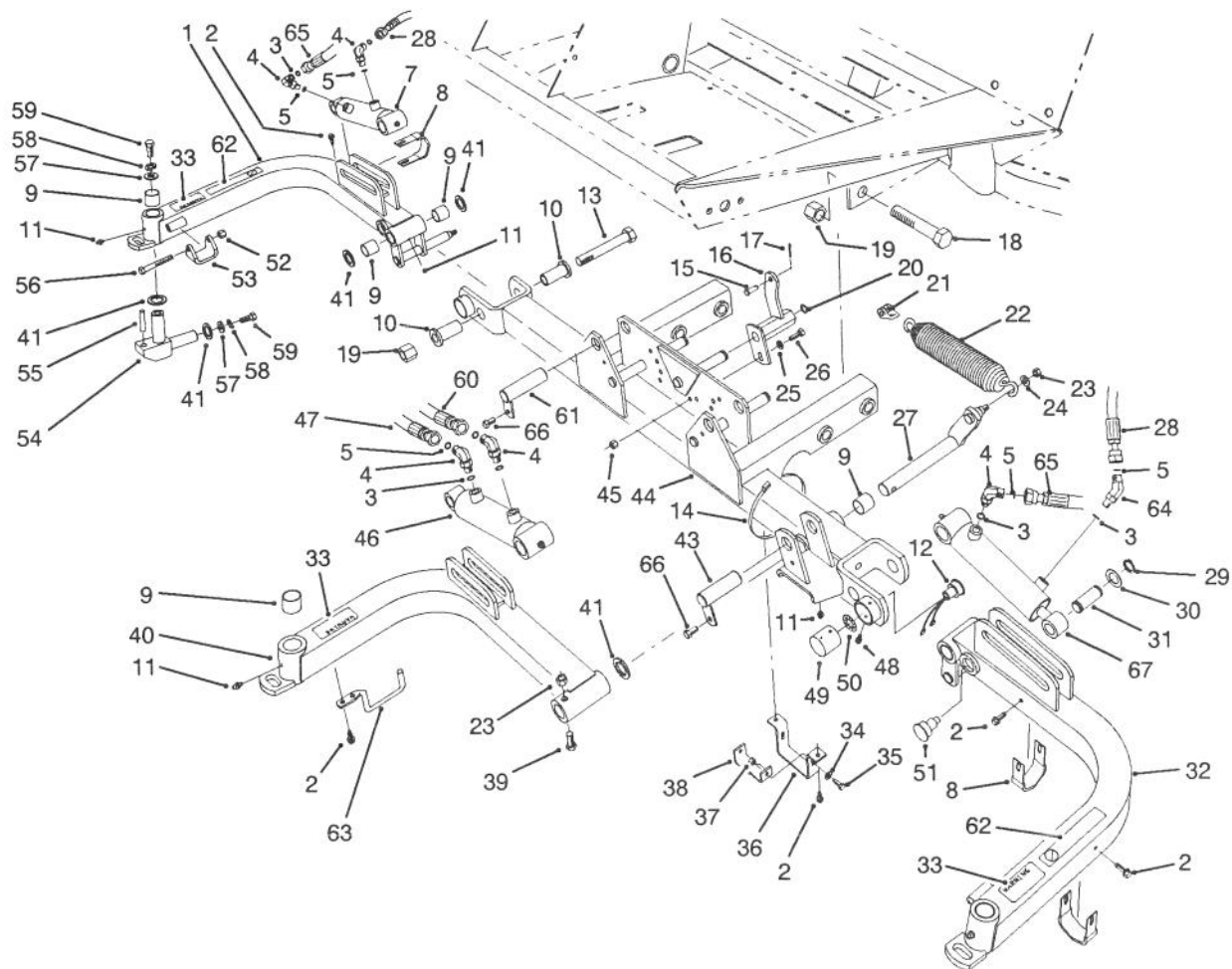


T-1300

CUTTING UNIT STOP ASSEMBLY

Ref. No.	Part No.	Description	No. Used
1	323-6	Screw - Cap Hex. Hd.	1
2	83-5170	Stop - Cutting Unit	1

Ref. No.	Part No.	Description	No. Used
3	3296-39	Nut - Lock	1



T-1059

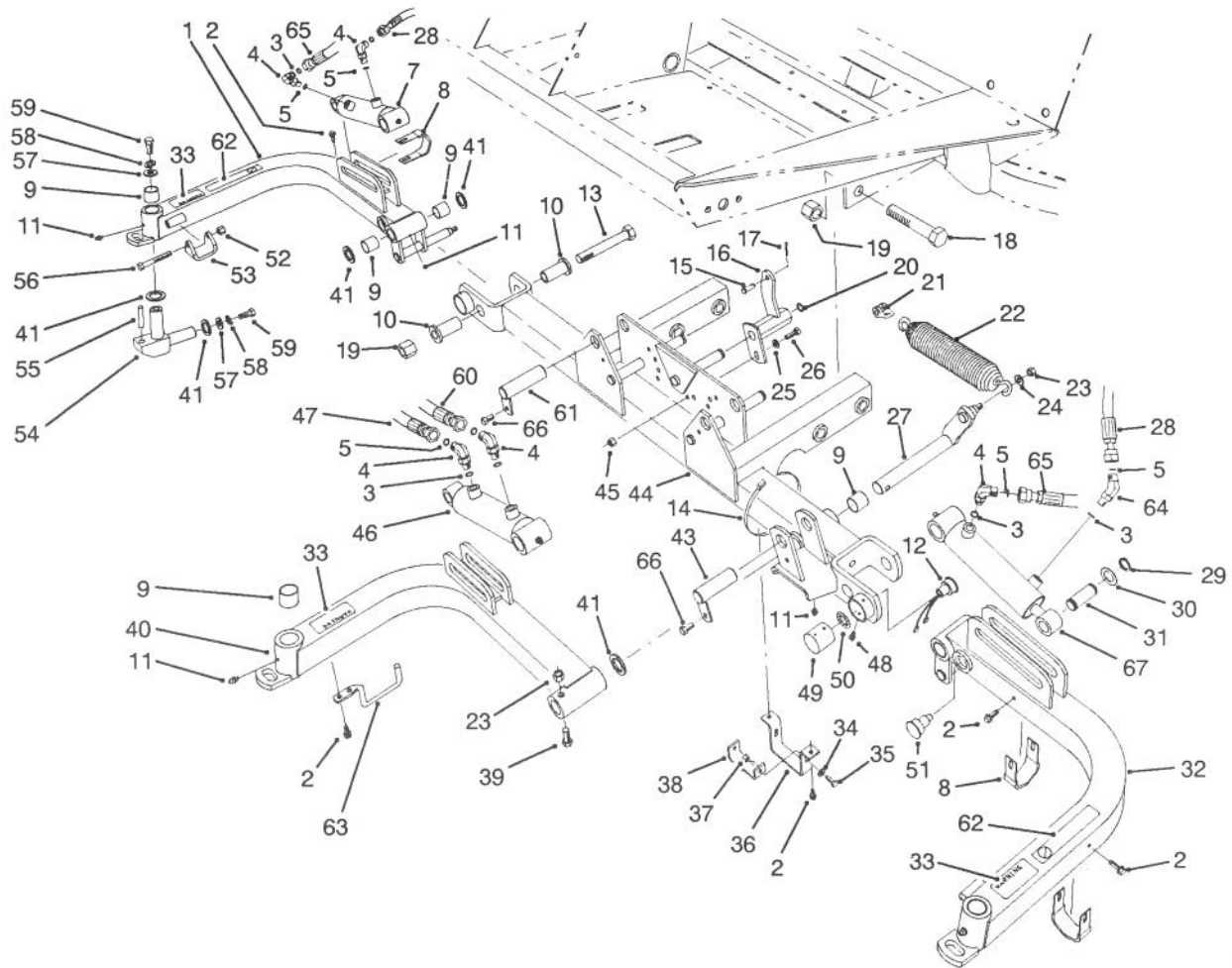
FRONT LIFT ARMS ASSEMBLY

Ref. No.	Part No.	Description	No. Used
1	75-5450	Lift Arm Assembly R.H. (Incl. Ref. #9 & 11)	1
2	49-2040	Screw - Thread Forming	10
3	237-78	Seal - O-Ring	6
4	340-132	Fitting - Hydraulic 90° (Incl. Ref. #3 & 5)	5
5	237-21	Seal - O-Ring	6
6	75-5880	Hose - Hydraulic	1
7	83-7480	Hydraulic Cylinder Assembly	1
8	75-5330	Clamp - Hose	3
9	67-1750	Bushing - Sleeve	12
10	84-8320	Insert - Hinge	4
11	302-5	Fitting - Grease	6
12	75-6300	Sensor - Reed Switch	1
13	328-12	Screw - Cap Hex. Hd.	2
14	3290-379	Tie - Cable	3
15	283-6	Pin - Clevis	3
16	75-5210	Bracket - Spring Center	1
*	75-5200	Bracket - Spring R.H.	1
*	75-5220	Bracket - Spring L.H.	1
17	3272-10	Pin - Cotter	3
18	328-7	Screw - Cap Hex. Hd.	4
19	3296-51	Nut - Lock	6

Ref. No.	Part No.	Description	No. Used
20	32151-48	Ring - Retaining	3
21	282-4	Clevis - Spring	3
22	5-0743	Spring - Extension	3
23	3296-44	Nut - Lock	4
24	3256-24	Washer - Flat	3
25	3256-23	Washer - Flat	3
26	322-5	Screw - Cap Hex. Hd.	3
27	75-4550	Shaft - Center Arm Pivot	1
28	75-5890	Hose - Hydraulic	2
29	32120-93	Ring - Retaining	6
30	3-6498	Washer - Thrust	6
31	75-5350	Pin - Cylinder Rod End	3
32	75-5460	Lift Arm Assembly L.H. (Incl. Ref. #9 & 11)	1
‡33	55-4300	Decal - Warning (English)	3
34	3256-22	Washer - Flat	2
35	321-4	Screw - Cap Hex. Hd.	2
36	75-5370	Mount - Clamp	1
37	3296-42	Nut - Lock	2
38	75-5380	Bracket - Clamp	1
39	323-10	Screw - Cap Hex. Hd.	1
40	75-5420	Lift Arm Assembly Center (Incl. Ref. #9 & 11)	1

*Not Illustrated

‡For different language versions of this part, see International Decal Cross Reference.

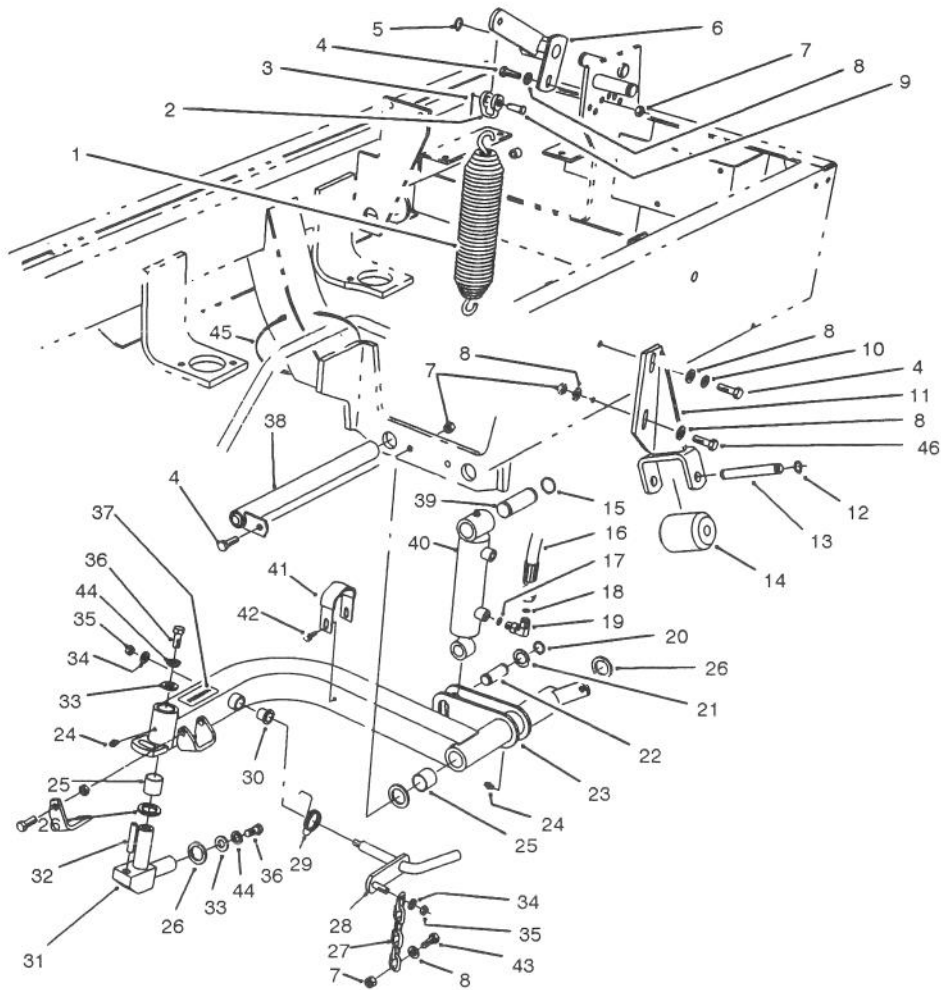


T-1059

FRONT LIFT ARMS ASSEMBLY (Continued)

Ref. No.	Part No.	Description	No. Used	Ref. No.	Part No.	Description	No. Used
41	256-115	Washer - Thrust	11	55	32121-122	Pin - Roll	3
42	32151-36	Ring - Retaining	6	56	323-12	Screw - Cap Hex. Hd.	2
43	83-6790	Pin - Cylinder (Short)	1	57	3256-6	Washer - Flat	6
44	75-3040	Carrier Frame Assembly (Incl. Ref. #9 & 11)	1	58	3253-7	Washer - Lock	6
45	3296-29	Nut - Lock	3	59	325-4	Screw - Cap Hex. Hd.	6
46	85-9880	Hydraulic Cylinder Assembly	1	60	75-5910	Hose - Hydraulic	1
47	75-5900	Hose - Hydraulic	1	61	83-6780	Pin - Cylinder (Long)	2
48	32104-76	Screw - Thread Forming	2	‡62	36-3400	Decal - No Step (English)	2
49	75-6370	Cover - Sensor	1	63	75-5300	Rod - Hose Support	1
50	32151-94	Ring - Retaining	1	64	340-103	Fitting - Hydraulic 45° (Incl. Ref. #3 & 4)	1
51	75-6310	Magnet - Reed Switch	1	65	82-6490	Hose - Hydraulic	1
52	3296-39	Nut - Lock	2	66	32144-14	Screw - Self Tapping	3
53	75-5410	Bracket - Arm	2	67	83-7490	Hydraulic Cylinder Assy.	1
54	75-3010	Joint - Arm	3				

‡For different language versions of this part, see International Decal Cross Reference.



T-1060

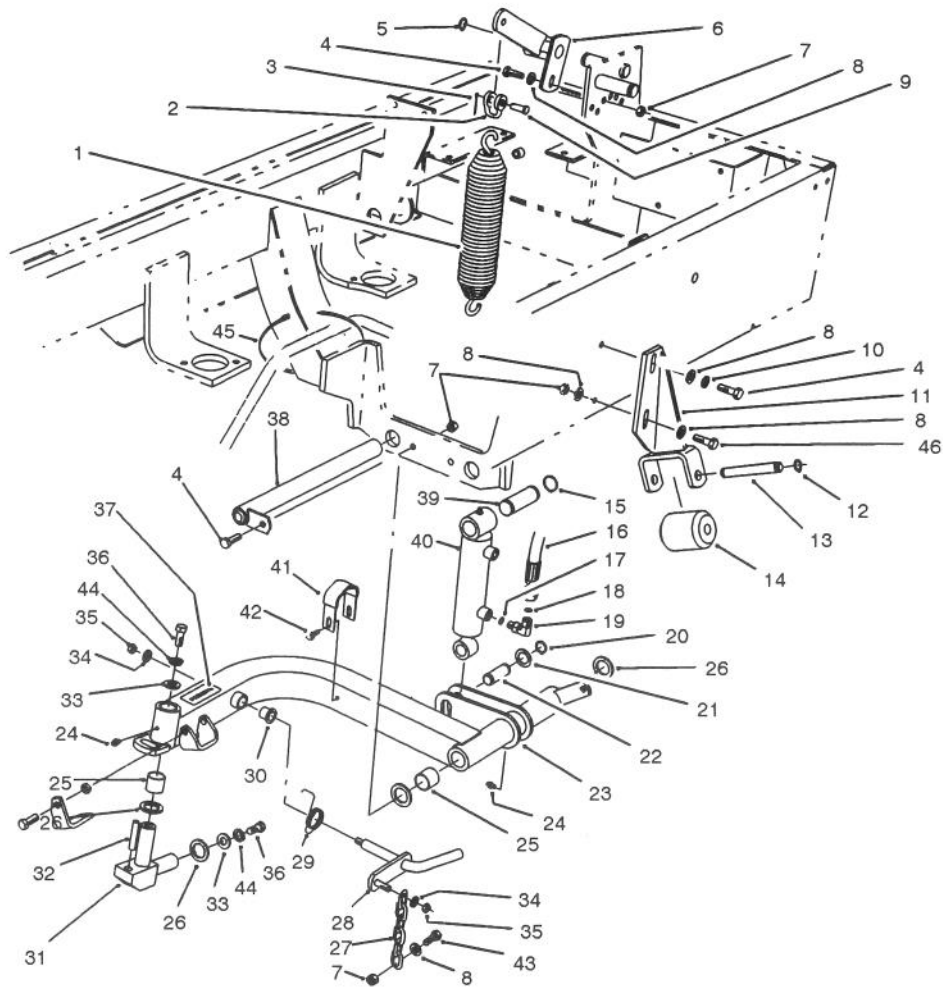
REAR LIFT ARMS ASSEMBLY

Ref. No.	Part No.	Description	No. Used
1	5-0743	Spring - Counterbalance	2
2	282-4	Clevis - Spring	2
3	3272-10	Pin - Cotter	2
4	322-5	Screw - Cap Hex. Hd.	6
5	32151-48	Ring - Retaining	2
6	75-4690	Bracket - Spring Rear R.H.	1
*	75-4650	Bracket - Spring Rear L.H.	1
7	3296-29	Nut - Lock	6
8	3256-23	Washer - Flat	10
9	283-6	Pin - Clevis	2
10	3253-4	Washer - Lock	2
11	75-3810	Bracket - Roller	2
12	32151-61	Ring - Retaining	4
13	75-5400	Shaft - Roller	2
14	75-5390	Roller	2
15	32151-36	Ring - Retaining	4
16	75-6180	Hose - Hydraulic R.H.	2
*	75-6070	Hose - Hydraulic L.H. (Cap)	1
*	75-6080	Hose - Hydraulic L.H. (Rod)	1
17	237-78	Seal - O-Ring	4
18	237-21	Seal - O-Ring	4
19	340-132	Fitting - Hydraulic 90° (Incl. Ref. #17 & 18)	4

Ref. No.	Part No.	Description	No. Used
20	32120-93	Ring - Retaining	4
21	3-6498	Washer - Thrust	4
22	75-5350	Pin - Cylinder Rod End	2
23	75-5440	Lift Arm Assy. Rear R.H. (Incl. Ref. #24, 25 & 30)	1
*	75-5430	Lift Arm Assy. Rear L.H. (Incl. Ref. #24, 25 & 30)	1
24	302-5	Fitting - Grease	4
25	67-1750	Bushing - Sleeve	8
26	256-115	Washer - Thrust	6
27	5-1096	Chain - Cutting Unit	2
28	75-4590	Rod - Pivot	2
29	75-4520	Spring - Torsion R.H.	1
*	75-4530	Spring - Torsion L.H.	1
30	256-287	Bushing - Flange	4
31	75-3010	Joint - Arm	2
32	32121-122	Pin - Roll	2
33	3256-6	Washer - Flat	4
34	3256-24	Washer - Flat	4
35	3296-39	Nut - Lock	4
36	325-4	Screw - Cap Hex. Hd.	4
‡37	55-4300	Decal - Warning (English)	2
38	75-3750	Pin - Pivot	2

*Not Illustrated

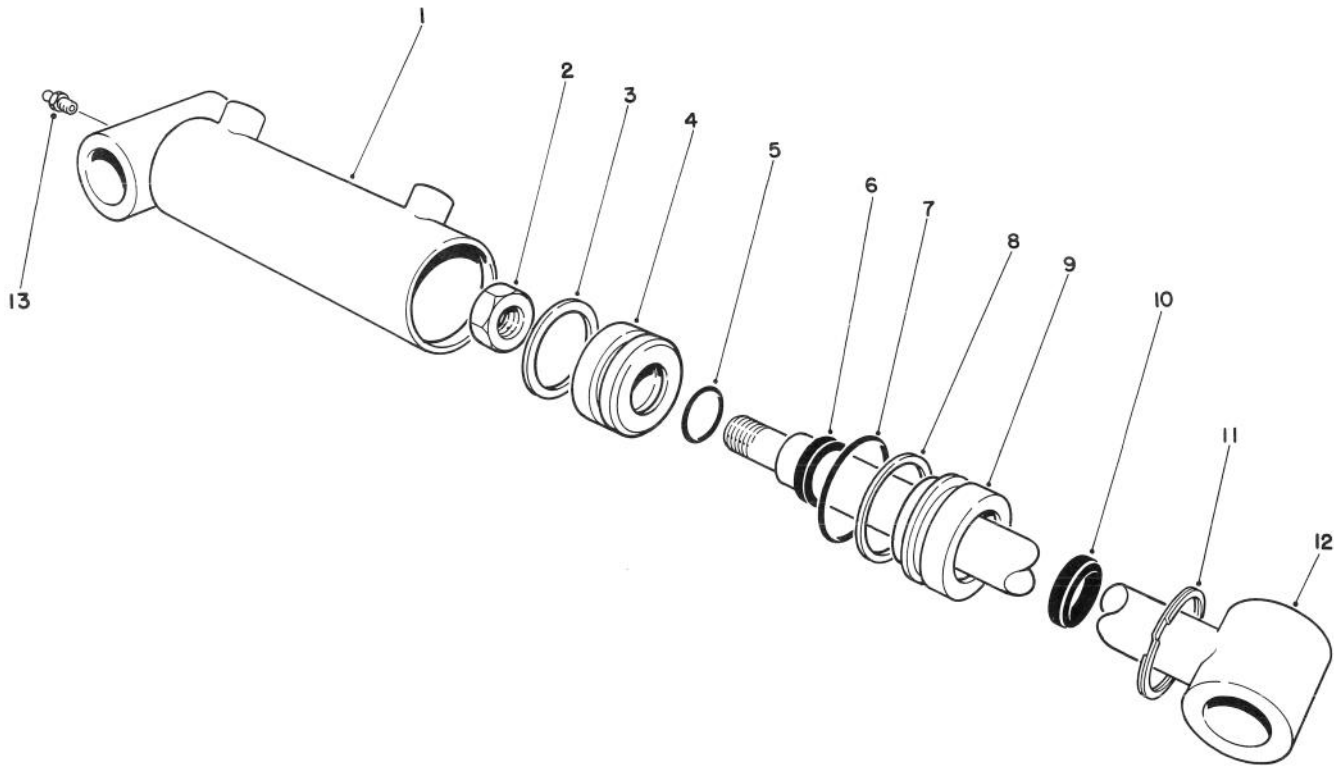
‡For different language versions of this part, see International Decal Cross Reference.



T-1060

REAR LIFT ARMS ASSEMBLY (Continued)

Ref. No.	Part No.	Description	No. Used	Ref. No.	Part No.	Description	No. Used
39	75-5360	Pin - Cylinder Cap End	2	43	322-12	Screw - Cap Hex. Hd.	2
40	85-9880	Hydraulic Cylinder Assy.	2	44	3253-7	Washer - Lock	4
41	49-2040	Screw - Thread Forming	4	45	3290-379	Tie - Cable	1
42	75-5330	Clamp - Hydraulic Line	2	46	322-6	Screw - Cap Hex.	2



T-1032

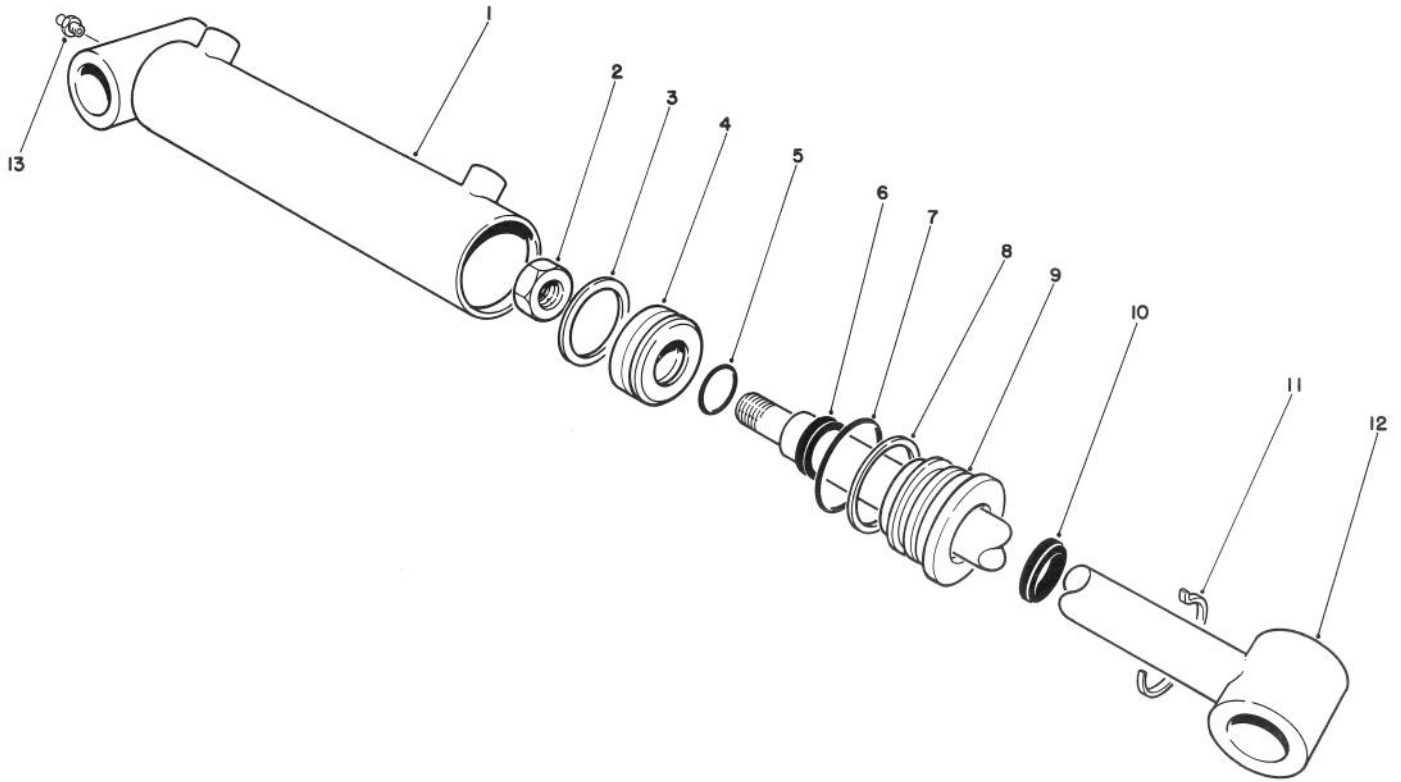
HYDRAULIC CYLINDER NO. 85-9880

Ref. No.	Part No.	Description	No. Used
†1		Barrel W.A.	1
2	32152-10	Nut	1
†3		Uni-ring	1
4	70-2780	Piston	1
†5		Seal - O-Ring	1
†6		Seal-Rod	1
†7		Seal - O-Ring	1
†8		Backup	1

Ref. No.	Part No.	Description	No. Used
9	84-1670	Head	1
†10		Seal-Dust	1
11	84-1680	Ring-Retaining	1
12	75-3790	Clevis W.A.	1
13	302-5	Fitting - Grease	1
*	86-7330	Seal Repair Kit (Incl. Ref. #3, 5-8 & 10)	1

*Not Illustrated

†Not Serviced Separately



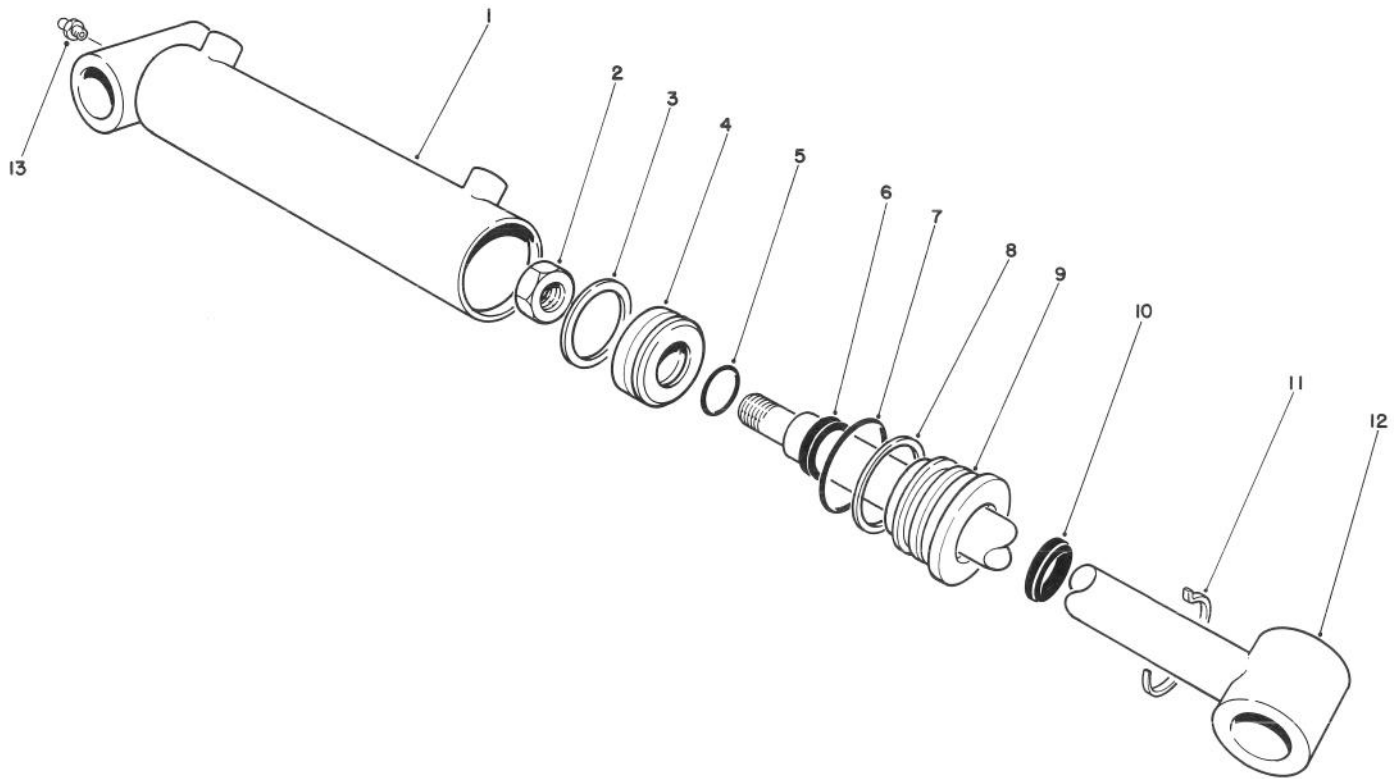
T-1032

HYDRAULIC CYLINDER NO. 83-7480

Ref. No.	Part No.	Description	No. Used
†1		Barrel W.A.	1
2	32152-10	Nut	1
†3		Uni-ring	1
4	84-1710	Piston	1
†5		O-Ring	1
†6		Seal-Rod	1
†7		O-Ring	1
†8		Backup	1

Ref. No.	Part No.	Description	No. Used
9	84-1720	Head	1
†10		Seal-Dust	1
11	84-1730	Ring-Retaining	1
12	84-1740	Clevis W.A.	1
13	302-5	Fitting - Grease	1
*	84-1760	Seal repair Kit (Incl. Ref. #3, 5-8 & 10)	1

*Not Illustrated
 †Not Serviced Separately



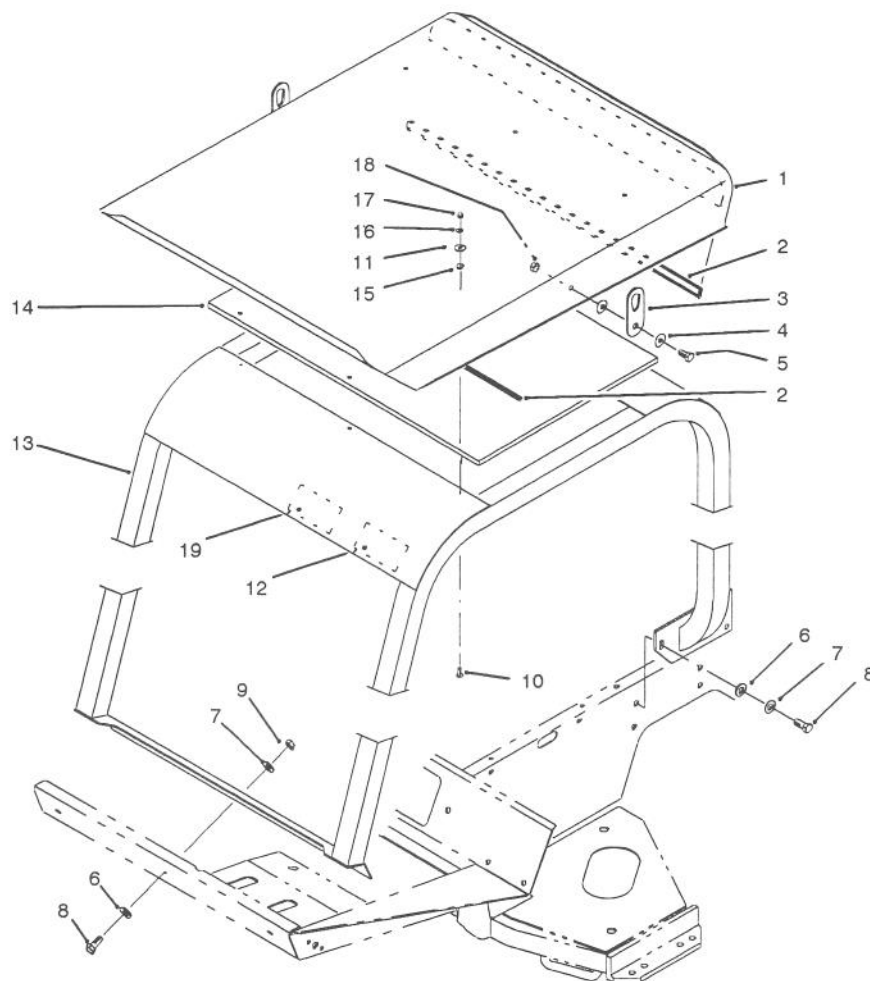
T-1032

HYDRAULIC CYLINDER NO. 83-7490

Ref. No.	Part No.	Description	No. Used
†1		Barrel W.A.	1
2	32152-10	Nut	1
†3		Uni-ring	1
4	70-2780	Piston	1
†5		O-Ring	1
†6		Seal-Rod	1
†7		O-Ring	1
†8		Backup	1

Ref. No.	Part No.	Description	No. Used
9	84-1670	Head	1
†10		Seal-Dust	1
11	84-1680	Ring-Retaining	1
12	75-2120	Clevis W.A.	1
13	302-5	Fitting - Grease	1
*	86-7330	Seal Repair Kit (Incl. Ref. #3, 5-8 & 10)	1

*Not Illustrated
 †Not Serviced Separately



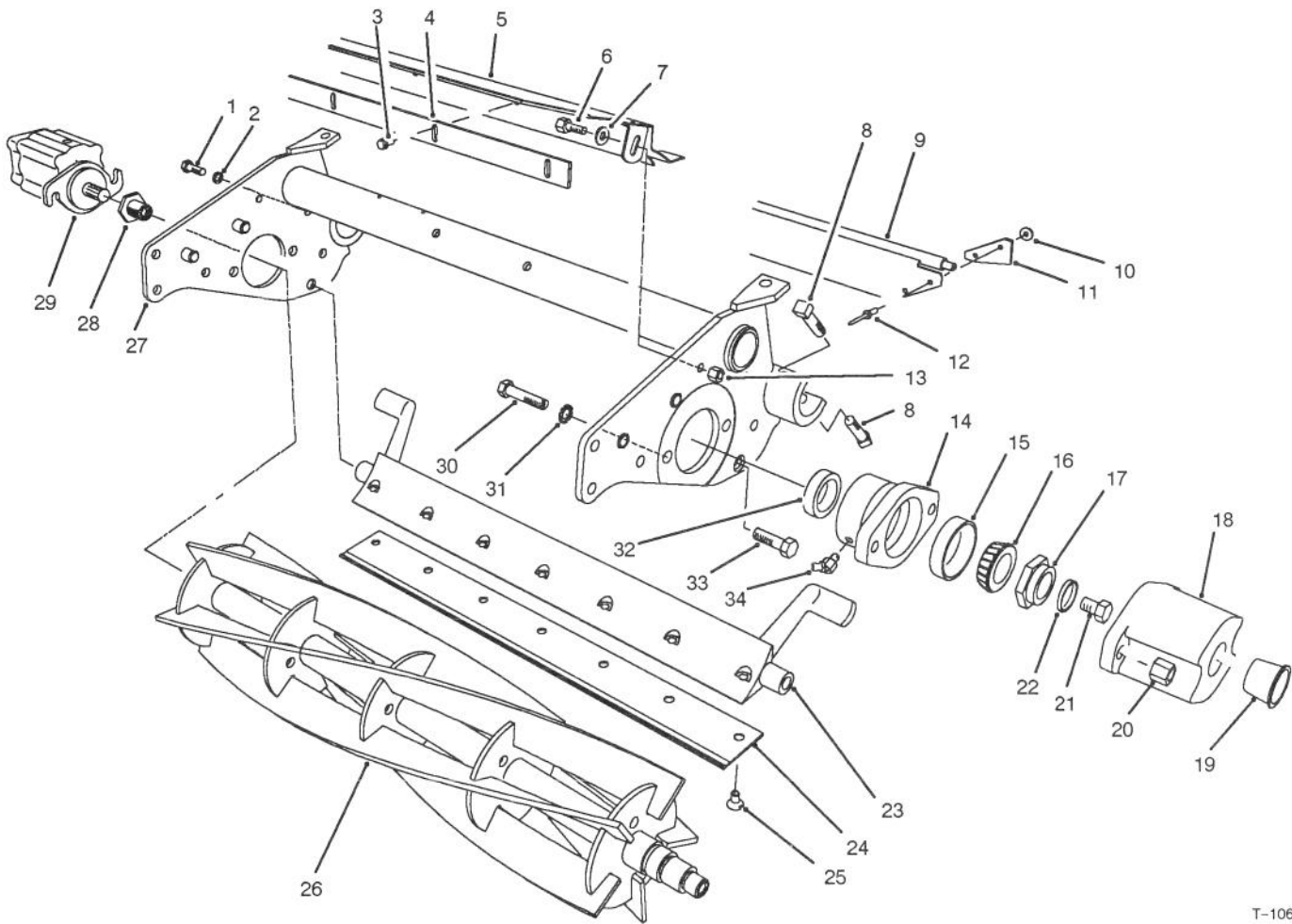
T-1304

R.O.P.S. ASSEMBLY

Ref. No.	Part No.	Description	No. Used	Ref. No.	Part No.	Description	No. Used
1	83-7370	Roof	1	‡12	83-7430	Decal - Danger	1
2	83-7390	Clip	2	13	83-7410	Roll - Bar	1
3	83-7400	Ear - Lift	2	14	83-7380	Insulation - Roof	1
4	3256-24	Washer - Flat	4	15	83-7420	Washer - Rubber	6
5	323-6	Screw - Cap Hex. Hd.	2	16	3253-3	Washer - Lock	6
6	3256-26	Washer - Flat	9	17	32111-7	Nut - Acorn	6
7	3253-7	Washer - Lock	9	18	3296-39	Nut - Lock	2
8	325-5	Screw - Cap Hex. Hd.	9	19	85-9980	Decal - ROPS	1
9	3217-9	Nut - Lock	3	*	21-4191	Seat Belt Assembly	1
10	3250-45	Screw - Pan Hd.	6	*	3212-4	Screw - Cap Hex. Hd.	2
11	3256-22	Washer - Flat	6	*	3253-6	Washer - Lock	2

*Not Illustrated

‡For different language versions of this part, see International Decal Cross Reference.



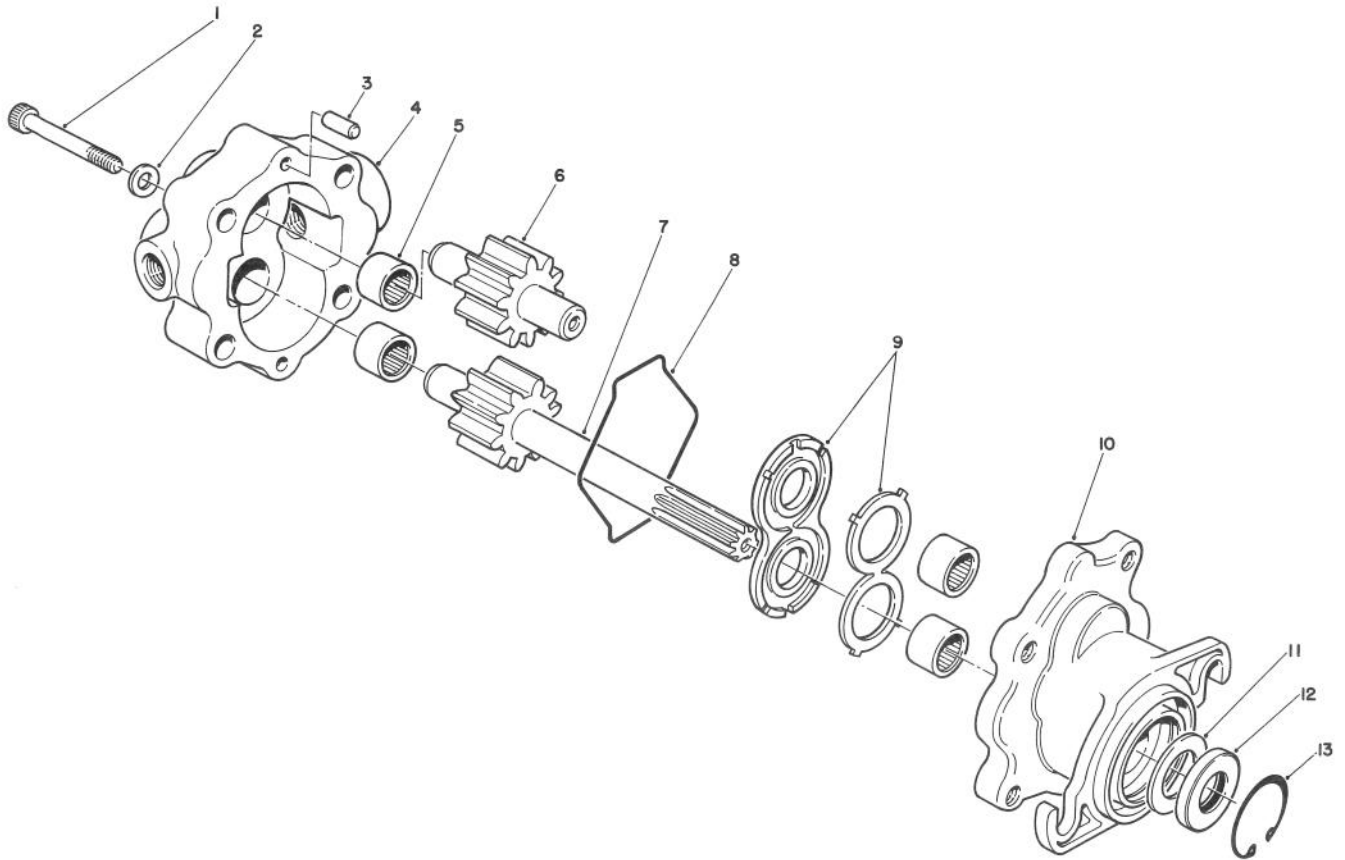
T-1062

REEL ASSEMBLY (5 & 8 Blade Cutting Units)

Ref. No.	Part No.	Description	No. Used
1	322-5	Screw - Cap Hex. Hd.	1
2	3253-4	Washer - Lock	1
3	32144-73	Screw - Self Tapping	5
4	36-7260	Bar - Cutoff	1
5	75-1840	Shield - Grass	1
6	321-4	Screw - Cap Hex. Hd.	2
7	3256-1	Washer - Flat	2
8	3243-13	Screw - Sq. Hd. Set	4
9	75-1560	Deflector - Rear	1
10	3256-49	Washer - Flat	4
11	75-1720	Flap - Rear Shield	2
12	3290-409	Rivet - Pop	4
13	3296-42	Nut - Lock	2
14	10-5120	Housing - Bearing	2
15	254-72	Cup - Bearing	2
16	254-94	Cone - Bearing	2
17	3296-60	Nut - Reel	1
18	10-5080	Cap - End	1
19	12-0460	Plug - Hole	1

Ref. No.	Part No.	Description	No. Used
20	3296-39	Nut - Lock L.H.	2
*	32128-36	Nut - Flange Lock R.H.	2
21	323-2	Screw - Cap Hex. Hd. L.H.	1
22	253-61	Seal - Oil	1
23	10-4930	Bedbar	1
24	63-8610	Bedknife	1
25	57-4910	Screw - Bedknife	7
26	14-0659	Reel - 5 Blade	1
*	14-0649	Reel - 8 Blade	1
27	75-6660	Frame - Cutting Unit	1
28	77-0340	Screw - Spline	1
29	75-1400	Reel Motor Assembly	1
30	57-3210	Screw - Special	4
31	3255-9	Washer - E.T.L.W.	4
32	253-96	Seal - Oil	2
33	217-74	Bolt - Bedbar	2
34	302-60	Fitting - Grease L.H. 90°	1
*	302-11	Fitting - Grease R.H. 45°	1

*Not Illustrated



T-1009

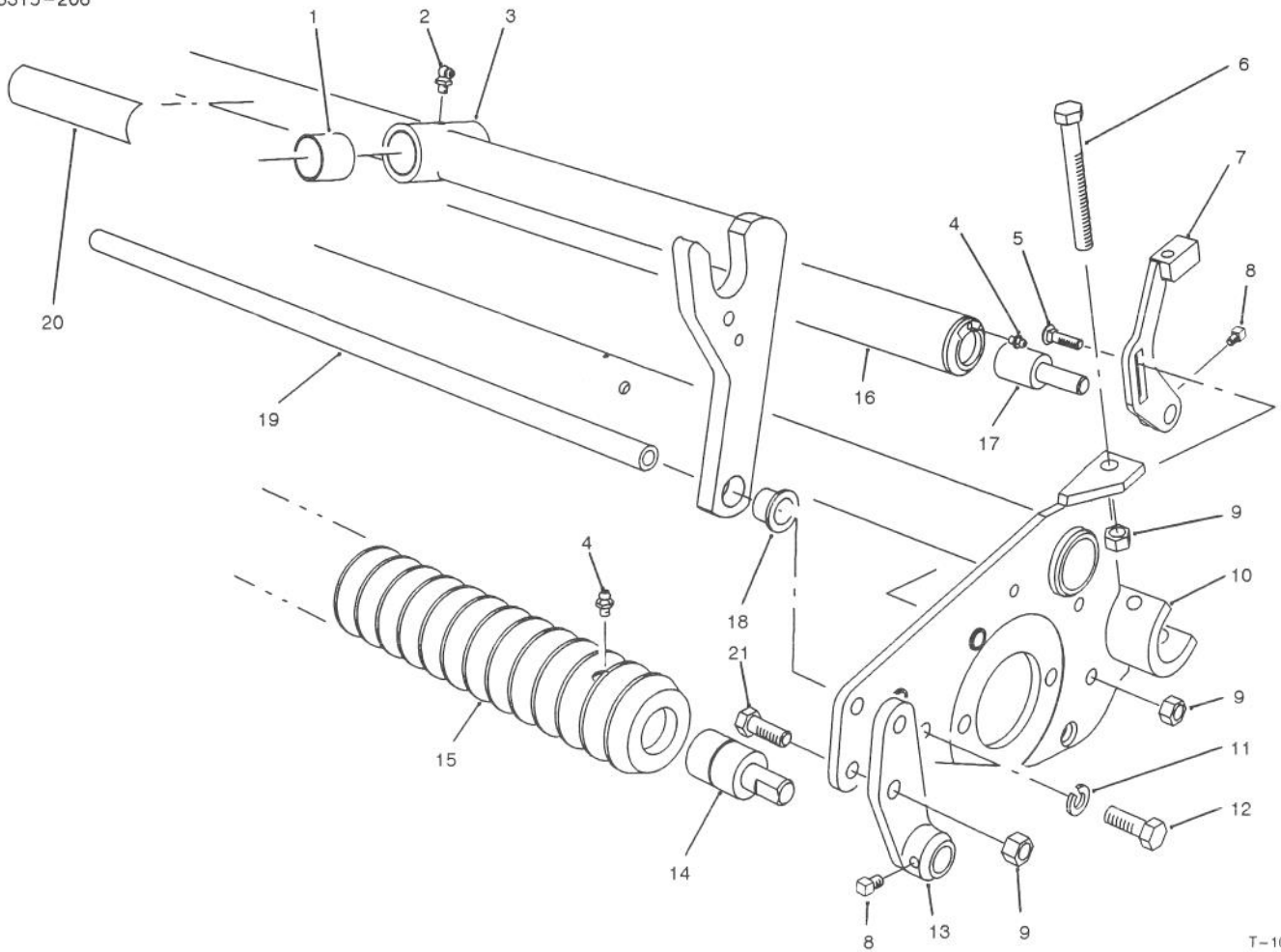
REEL MOTOR ASSEMBLY NO. 75-1400

Ref. No.	Part No.	Description	No. Used
1	354-50	Screw-Hex Socket Hd.	4
2	354-51	Washer	4
3	353-599	Pin-Dowel	2
4	354-47	Cover Assy. (Incl. Ref. #5)	1
†5		Bearing-Needle	4
6	354-45	Idler Gear Assembly	1
7	354-49	Drive Shaft Assembly	1
8	354-46	Ring-Seal	1
9	354-48	Plate Assembly-Load	1

Ref. No.	Part No.	Description	No. Used
10	354-44	Body Assy. (Incl. Ref. #5)	1
11		Spacer	1
12		Seal-Shaft	1
13	32151-41	Ring-Retaining	1
*	49-1450	Installer - Seal	1
*	49-1430	Protector - Seal	1
*	72-4380	Seal Kit (Incl. Ref. #11-13)	1
*	75-1270	Repair Kit (Incl. Ref. #8, & 11-13)	1

*Not Illustrated

†Not Serviced Separately



T-1061

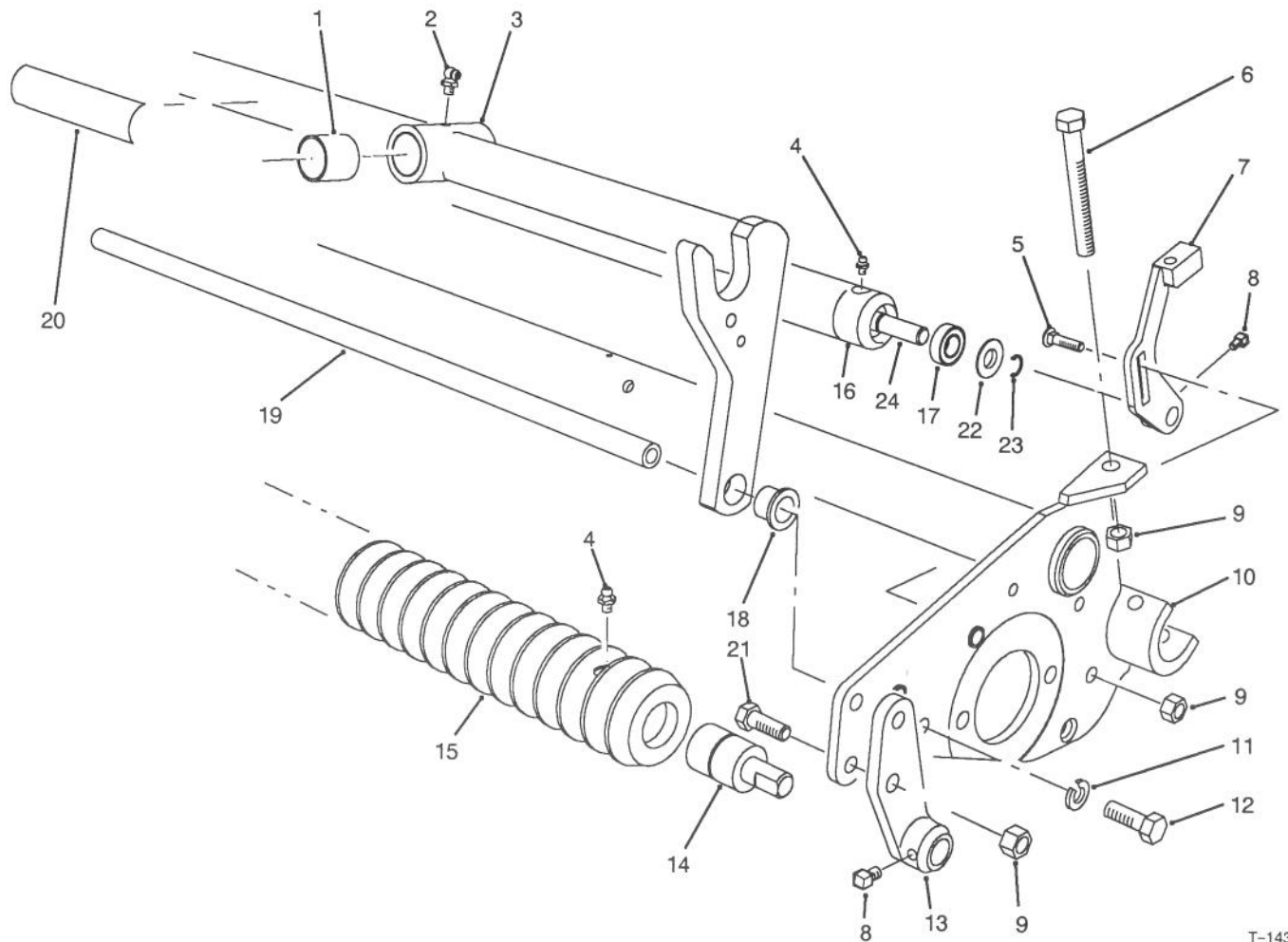
ROLLER ASSEMBLY (5 Blade Cutting Unit Serial No. 20001 thru 20555) (8 Blade Cutting Unit Serial No. 20001 thru 21322)

Ref. No.	Part No.	Description	No. Used
1	67-1750	Bushing - Sleeve	2
2	302-60	Fitting - Grease	1
3	75-1600	Carrier Frame Assembly (Incl. Ref. #1, 2 & 18)	1
4	302-5	Fitting - Grease	4
5	3231-2	Bolt - Carriage	2
6	323-49	Screw - Cap Hex. Hd.	2
7	75-1620	Bracket - HOC Rear L.H.	1
*	75-1610	Bracket - HOC Rear R.H.	1
8	3242-1	Screw - Sq. Hd. Set	4
9	3296-39	Nut - Lock	8
10	75-6660	Cutting Unit Frame Assy. (Incl. Ref. #11, 12 & 19)	1
11	3253-21	Washer - Lock	2

Ref. No.	Part No.	Description	No. Used
12	323-6	Screw - Cap Hex. Hd.	2
13	75-1980	Bracket - HOC Front L.H.	1
*	75-1960	Bracket - HOC Front R.H.	1
14	75-1290	Bearing Assembly	2
15	75-1520	Wiehle Roller Assembly (Incl. Ref. #4 & 12)	1
16	85-7220	Rear Roller Assembly (Incl. Ref. #4 & 17)	1
17	21-8430	Bearing Assembly	2
18	75-2160	Bearing - Flange	2
19	75-1710	Support - Cutting Unit	1
‡20	67-7960	Decal - Warning (English)	1
21	323-7	Screw - Cap Hex. Hd.	4

*Not Illustrated

‡For different language versions of this part, see International Decal Cross Reference.



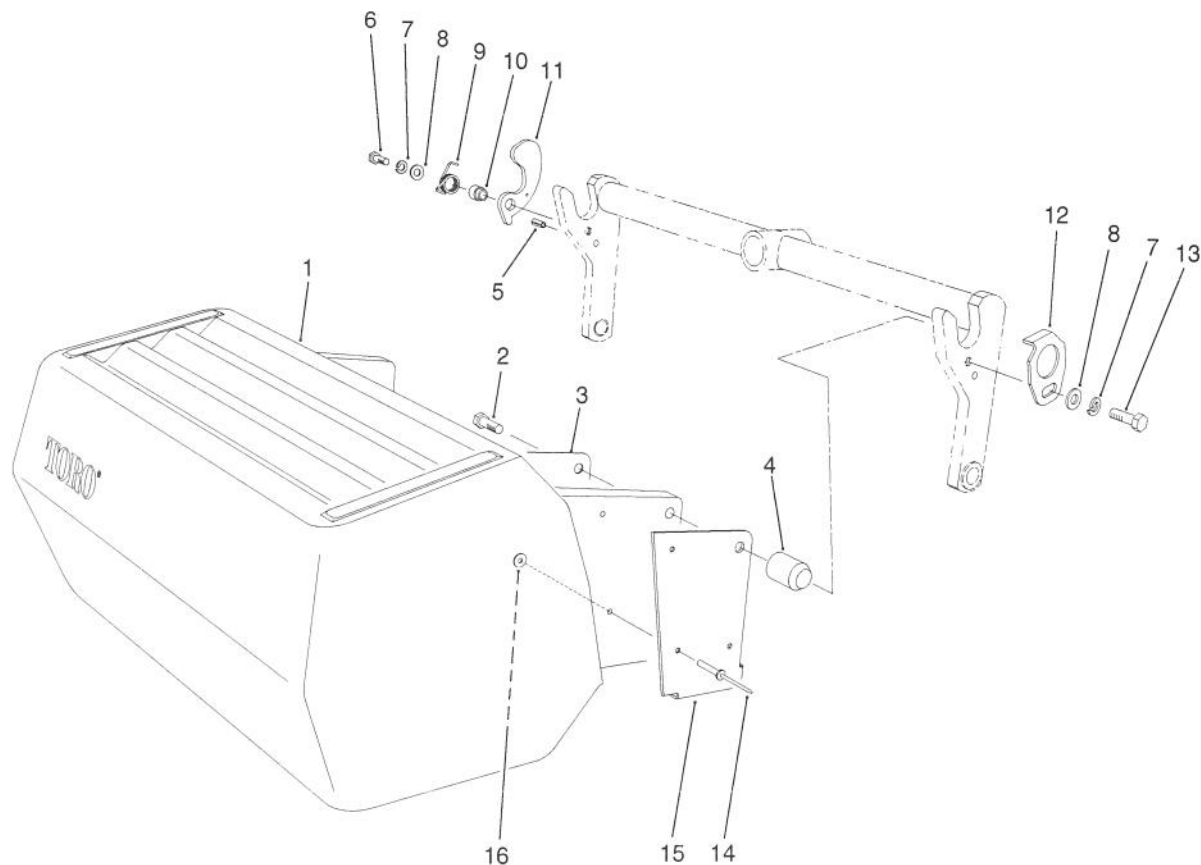
T-1439

ROLLER ASSEMBLY (5 Blade Cutting Unit Serial No. 20556 & Up) (8 Blade Cutting Unit Serial No. 21323 & Up)

Ref. No.	Part No.	Description	No. Used	Ref. No.	Part No.	Description	No. Used
1	67-1750	Bushing - Sleeve	2	13	75-1980	Bracket - HOC Front L.H.	1
2	302-60	Fitting - Grease	1	*	75-1960	Bracket - HOC Front R.H.	1
3	75-1600	Carrier Frame Assembly (Incl. Ref. #1, 2 & 18)	1	14	75-1290	Bearing Assembly	2
4	302-5	Fitting - Grease	4	15	75-1520	Wiehle Roller Assembly (Incl. Ref. #4 & 12)	1
5	3231-2	Bolt - Carriage	2	16	85-7220	Rear Roller Assembly (Incl. Ref. #4, 17 & 22-24)	1
6	323-49	Screw - Cap Hex. Hd.	2	17	85-9970	Bearing Assembly	2
7	75-1620	Bracket - HOC Rear L.H.	1	18	75-2160	Bearing - Flange	2
*	75-1610	Bracket - HOC Rear R.H.	1	19	75-1710	Support - Cutting Unit	1
8	3242-1	Screw - Sq. Hd. Set	4	‡20	67-7960	Decal - Warning (English)	1
9	3296-39	Nut - Lock	8	21	323-7	Screw - Cap Hex. Hd.	4
10	75-6660	Cutting Unit Frame Assy. (Incl. Ref. #11, 12 & 19)	1	22	85-7190	Washer - Shield	2
11	3253-21	Washer - Lock	2	23	32151-12	Ring - Retaining	2
12	323-6	Screw - Cap Hex. Hd.	2	24	85-7180	Shaft - Roller	1

*Not Illustrated

‡For different language versions of this part, see International Decal Cross Reference.



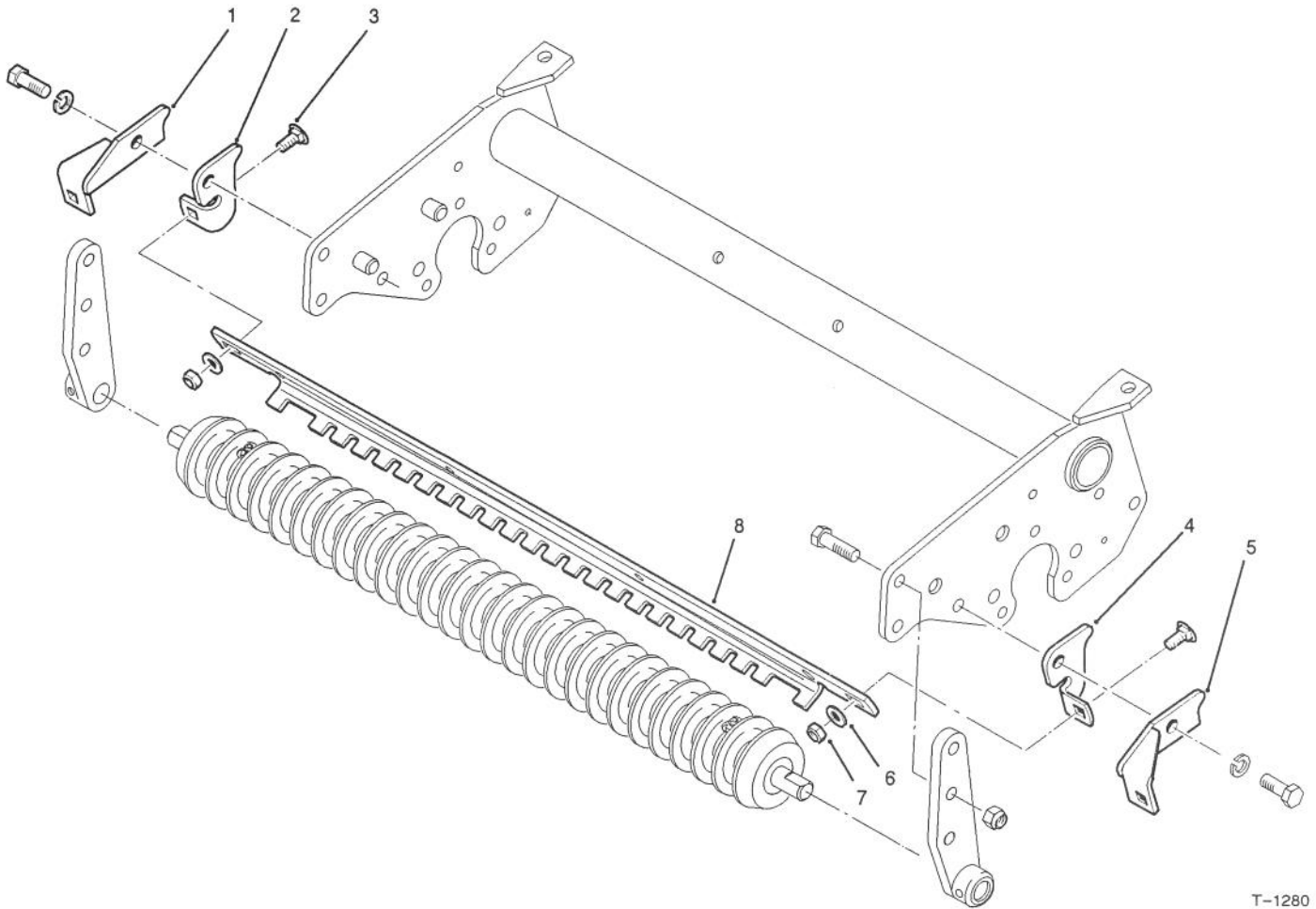
T-1063

GRASS BASKET ASSEMBLY

Ref. No.	Part No.	Description	No. Used	Ref. No.	Part No.	Description	No. Used
1	75-4010	Basket - Grass	1	9	75-3970	Spring - Torsion R.H.	1
2	323-6	Screw - Cap Hex. Hd.	2	*	75-3960	Spring - Torsion L.H.	1
3	75-4030	Support - Basket Inner L.H.	1	10	75-3940	Collar - Basket	1
*	75-4020	Support - Basket Inner R.H.	1	11	75-3950	Bracket - Basket	1
4	75-3930	Pin - Basket	2	12	75-3920	Guide - Basket	1
5	32121-11	Pin - Roll	1	13	322-1	Screw - Cap Hex. Hd.	1
6	322-6	Screw - Cap Hex. Hd.	1	14	3269-28	Rivet - Pop	10
7	3253-4	Washer - Lock	2	15	75-4040	Support - Basket Outer L.H.	1
8	3256-71	Washer - Flat	2	*	75-4050	Support - Basket Outer R.H.	1
				16	3256-49	Washer - Flat	10

*Not Illustrated

Note: Front left, center, and rear right assemblies shown.



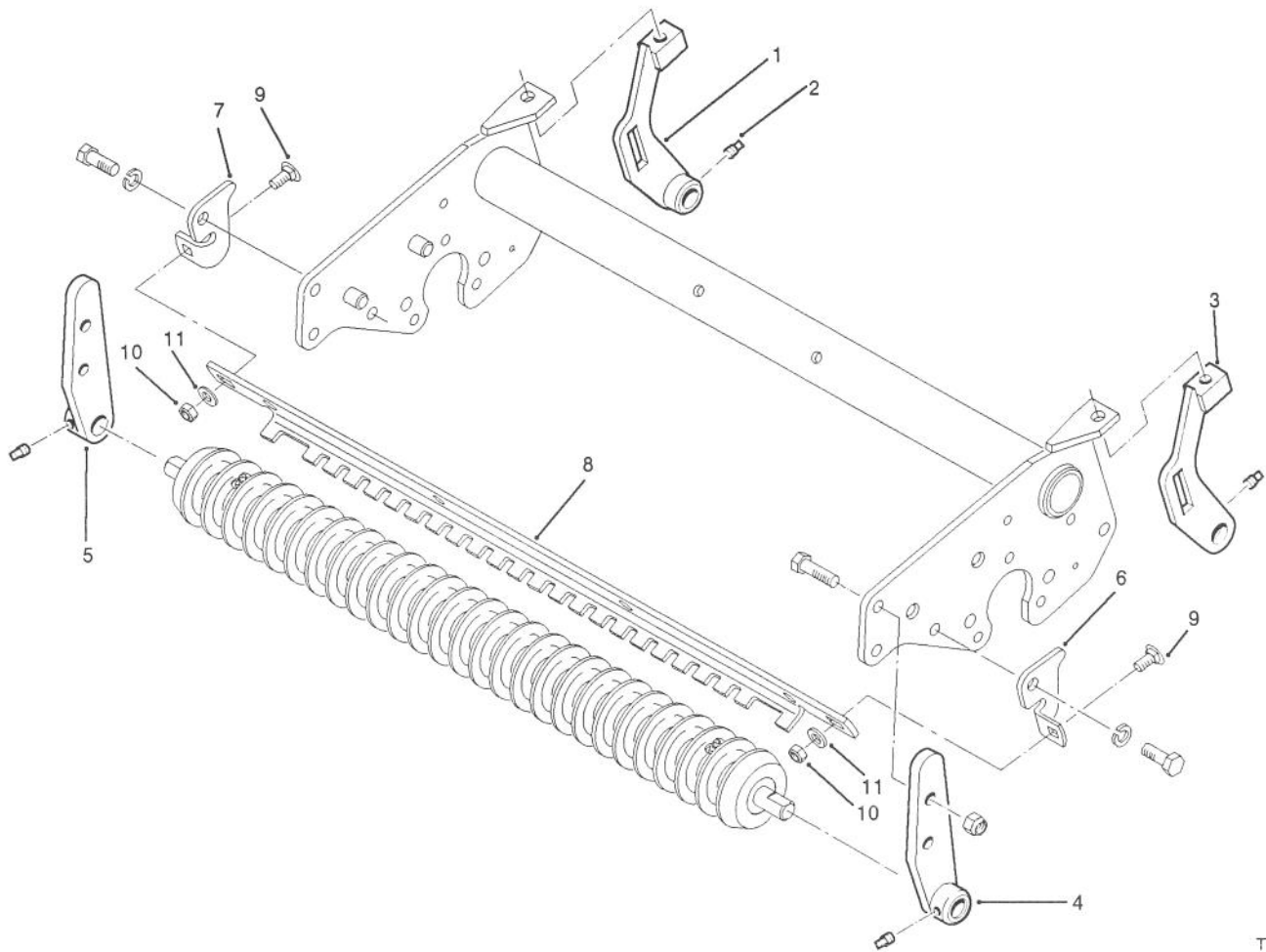
T-1280

FRONT ROLLER SCRAPER KIT NO. 83-5400 (Optional)

Ref. No.	Part No.	Description	No. Used
1	83-6950	Bracket - Scraper R.H.	1
2	83-6930	Bracket - Scraper R.H.	1
3	3230-1	Bolt - Carriage	2
4	83-6940	Bracket - Scraper L.H.	1

Ref. No.	Part No.	Description	No. Used
5	83-6980	Bracket - Scraper L.H.	1
6	3256-23	Washer - Flat	2
7	3296-29	Nut - Lock	2
8	82-6830	Bracket - Scraper	1

NOTE: Quantities listed per cutting unit.



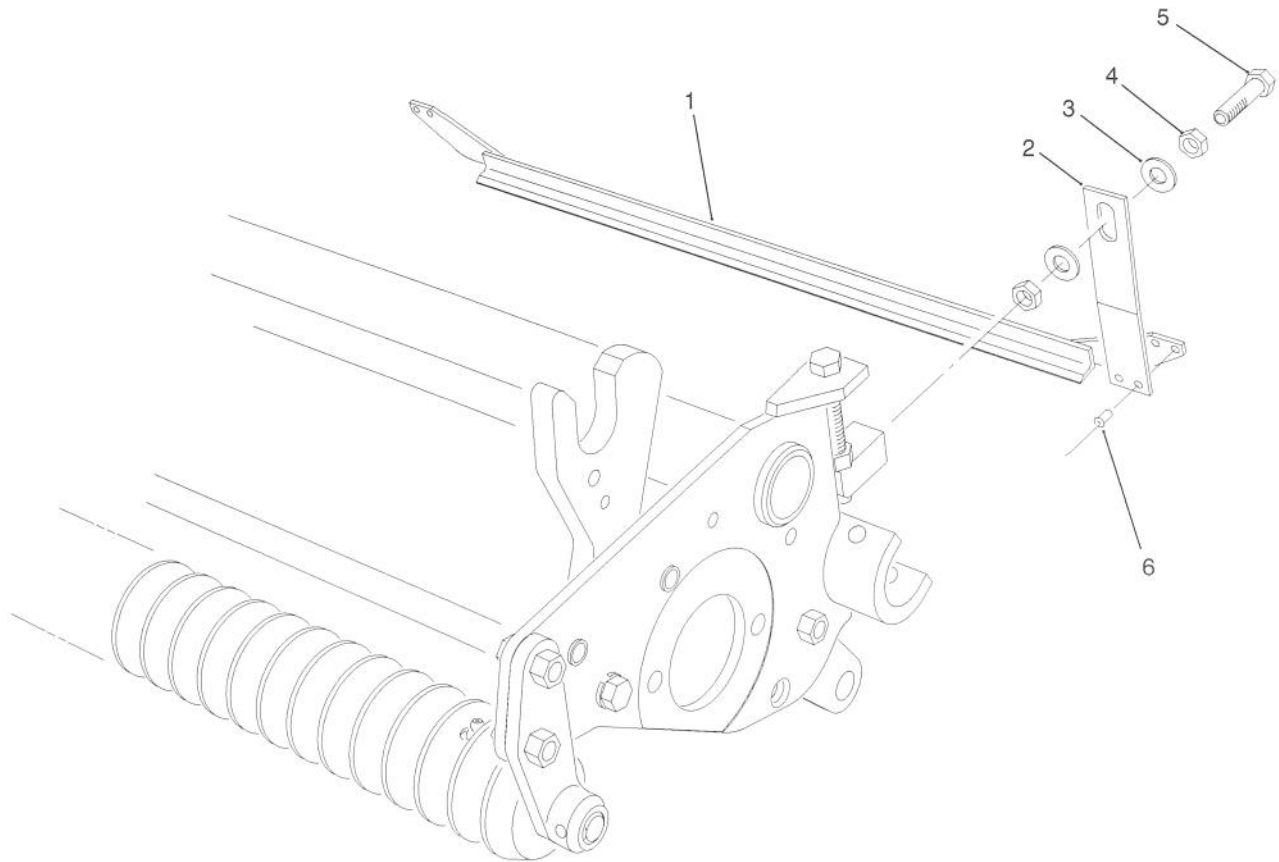
T-1308

HIGH HEIGHT-OF-CUT KIT NO. 83-5300 (Optional)

Ref. No.	Part No.	Description	No. Used
1	83-5210	H.O.C. - Right Rear	5
2	3242-1	Screw - Set Sq. Hd.	20
3	83-5230	H.O.C. - Left Rear	5
4	83-5250	Support - Front L.H.	5
5	83-5240	Support - Front R.H.	5
*6	83-4880	Bracket - High Scraper L.H.	5

Ref. No.	Part No.	Description	No. Used
*7	83-4870	Bracket - High Scraper R.H.	5
*8	82-6830	Bracket - Scraper	5
*9	3230-1	Bolt - Carriage	10
*10	3296-29	Nut - Lock	10
*11	3256-23	Washer - Flat	10

*Not Included with Kit. These parts are required to install a front roller scraper when using the High Height-of-Cut Kit.



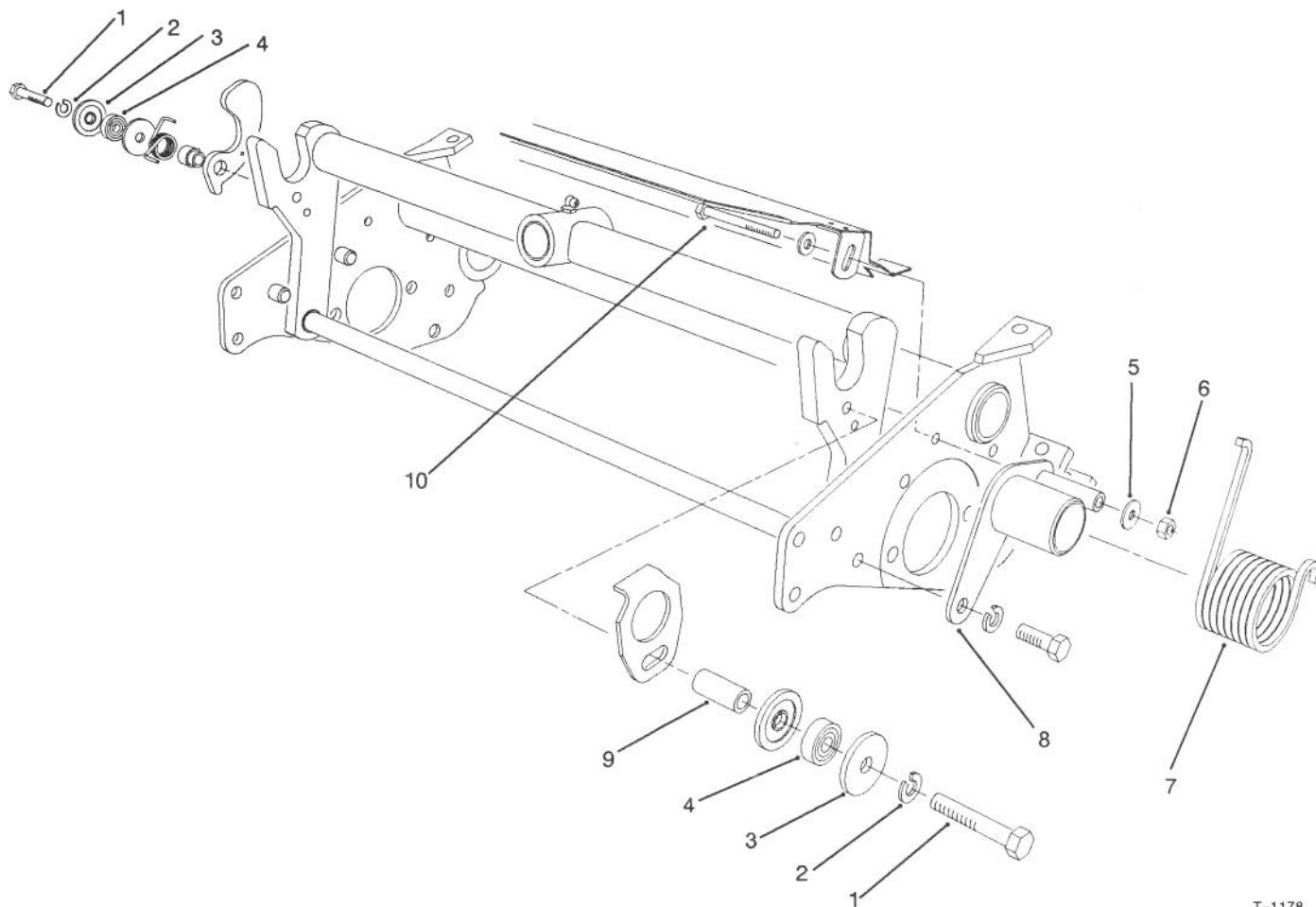
T-1096

ROLLER SCRAPER KIT MODEL NO. 03512 (Optional)

Ref. No.	Part No.	Description	No. Used
1	75-1750	Scraper - Roller	1
2	75-1740	Spring - Scraper	2
3	3256-24	Washer - Flat	4

Ref. No.	Part No.	Description	No. Used
4	3218-3	Nut - Jam	4
5	323-50	Screw - Cap Hex. Hd.	2
6	3269-3	Rivet - Pop	4

NOTE: Quantities listed per cutting unit.
*Not Illustrated



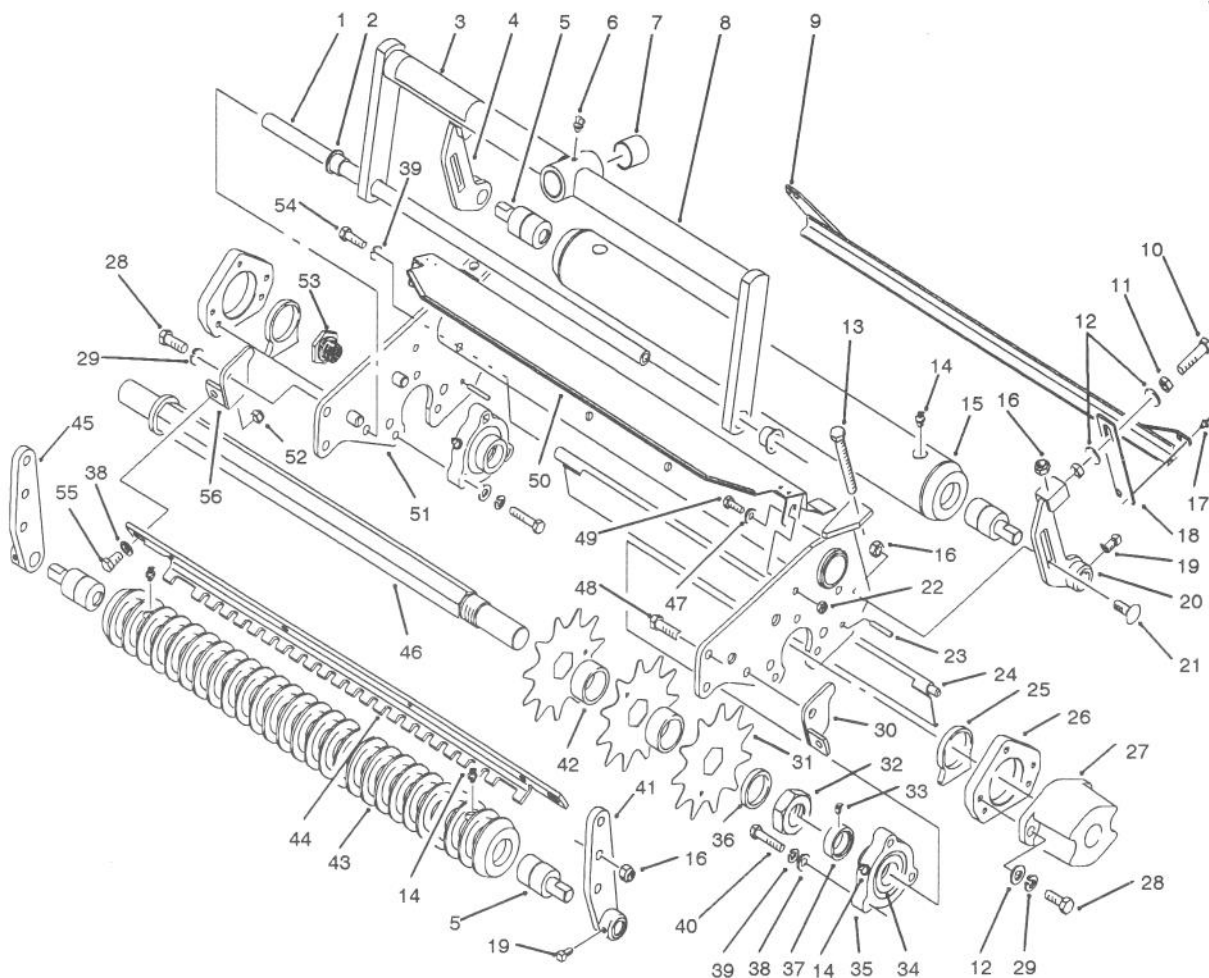
T-1178

TURF COMPENSATION KIT MODEL NO. 03510 (Optional)

Ref. No.	Part No.	Description	No. Used
1	322-9	Screw - Cap Hex. Hd.	10
2	3253-4	Washer - Lock	10
3	82-6890	Washer - Special	20
4	251-259	Bearing	10
5	3256-78	Washer - Flat	10
6	3296-42	Nut - Lock	10

Ref. No.	Part No.	Description	No. Used
7	83-4730	Spring - Torsion L.H.	5
*	83-4720	Spring - Torsion R.H.	5
8	83-4710	Plate - Spring L.H.	5
*	83-4700	Plate - Spring R.H.	5
9	82-6840	Spacer	10
10	321-23	Screw - Cap Hex. Hd.	10

Note: Front left, center, and rear right assemblies shown.
 *Not Illustrated

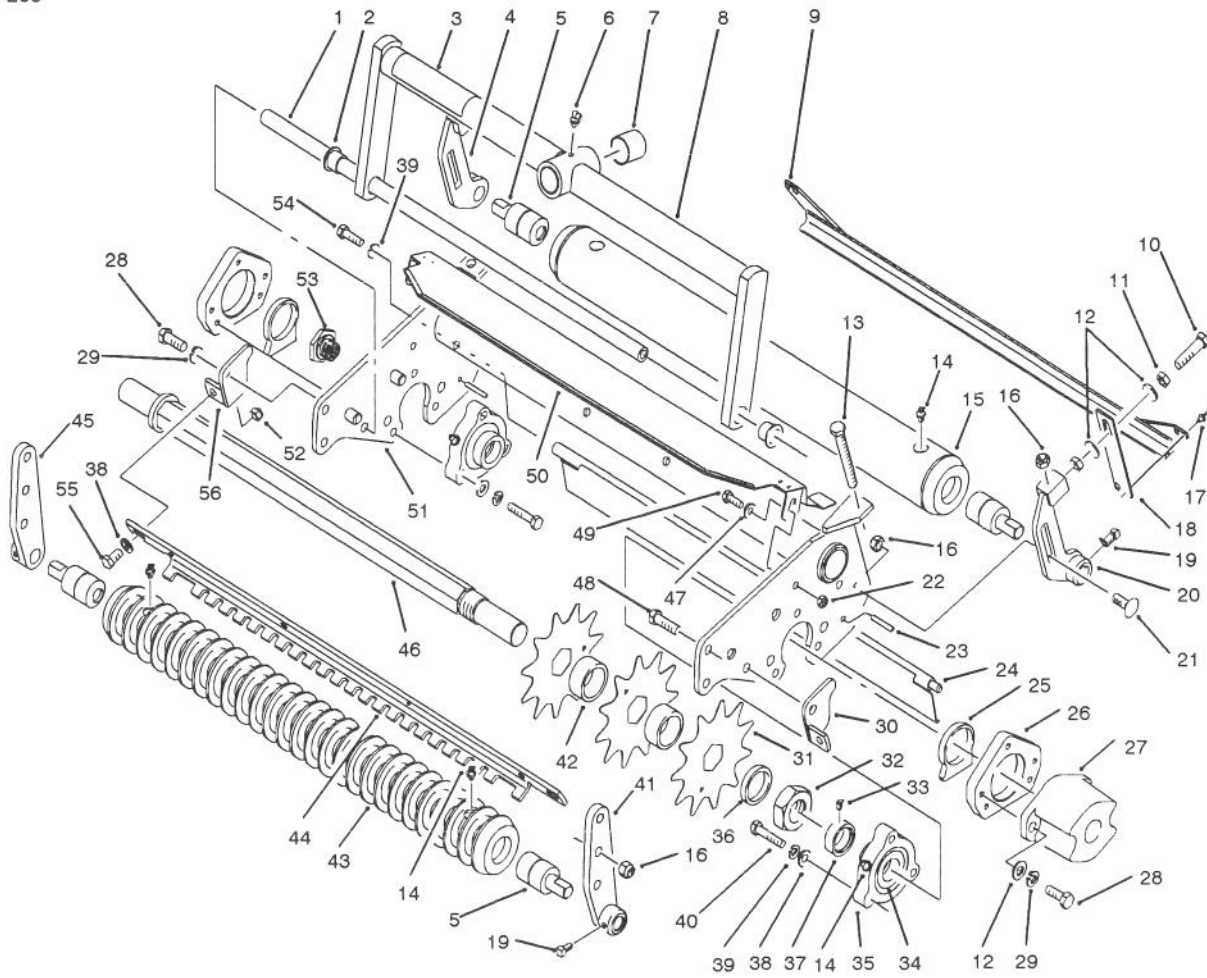


T-1241

DETHATCHER ASSEMBLY MODEL NO. 03516 (Optional)

Ref. No.	Part No.	Description	No. Used
1	75-1710	Support	1
2	75-2160	Bushing - Flange	2
3	67-7960	Decal - Warning	1
4	82-6630	Bracket - H.O.C. RH	1
5	75-1290	Bearing	4
6	302-60	Fitting - Grease	1
7	67-1750	Bushing - Axle	2
8	82-6540	Frame W.A. - Carrier (Incl. Ref. #2, 6 & 7)	1
9	82-6740	Assy. - Scraper, Rear (Incl. Ref. #17 & 18)	1
10	323-53	Screw - Cap Hex. Hd.	2
11	3218-3	Nut - Hex. Jam	4
12	3256-24	Washer - Flat	8
13	323-49	Screw - Special	2
14	302-11	Fitting - Grease 45°	6
15	82-6680	Assembly - Roller, Rear (Incl. Ref. #5 & 14)	1
16	3296-39	Nut - Lock	8
17	3269-3	Rivet - Pop	4
18	82-6770	Spring - Scraper	2
19	3242-1	Screw - Set	4
20	82-6650	Bracket - H.O.C. LH	1

Ref. No.	Part No.	Description	No. Used
21	3231-3	Bolt - Carriage	2
22	3296-42	Nut - Lock	2
23	32121-12	Pin - Roll	2
24	82-6780	Deflector - Rear	1
25	82-6820	Spacer - Bearing	2
26	82-6810	Plate - Bearing	2
27	10-5080	Cap - End	1
28	323-6	Screw - Cap Hex. Hd.	6
29	3253-21	Washer - Lock	6
30	82-6880	Scraper W.A. - LH	1
31	17-1590	Blade - 11 Tooth	24
32	3220-18	Nut - Jam	1
33	3245-35	Screw - Set	2
34	251-337	Bearing - Ball	2
35	76-2460	Assembly - Bearing (Incl. Ref. #14, 33-34 & 37)	2
36	17-1600	Spacer	2
37	251-77	Collar - Lock	2
38	3256-23	Washer - Flat	8
39	3253-4	Washer - Lock	7
40	322-7	Screw - Cap Hex. Hd.	6
41	82-6530	Support H.O.C. - Left	1

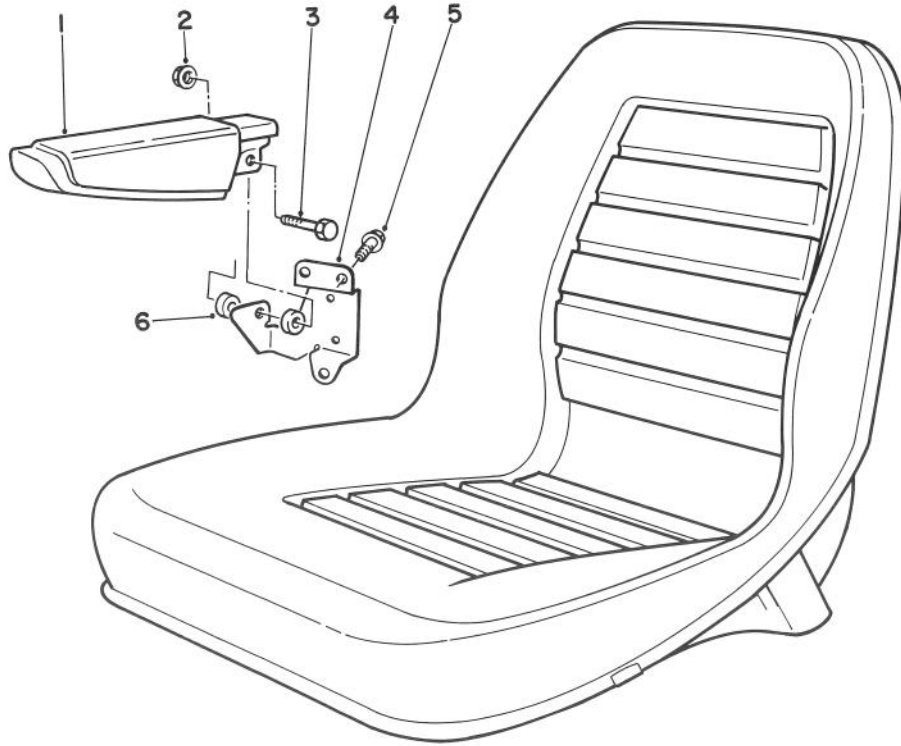


T-1241

DETHATCHER ASSEMBLY MODEL NO. 03516 (Optional) (Continued)

Ref. No.	Part No.	Description	No. Used
42	82-6600	Spacer	23
43	75-1520	Assembly - Roller, Wiehle (Incl. Ref. #5 & 14)	1
44	82-6830	Bracket - Scraper	1
45	82-6510	Support H.O.C. - Right	1
46	82-6570	Shaft - Reel	1
47	3256-1	Washer - Flat	2
48	323-7	Screw - Cap Hex. Hd.	4

Ref. No.	Part No.	Description	No. Used
49	321-4	Screw - Cap Hex. Hd.	2
50	75-1840	Assembly - Shield, Grass	1
51	82-6710	Assembly - Frame W.A.	1
52	3296-29	Nut - Lock	2
53	77-0340	Screw - Spline	1
54	322-5	Screw - Cap Hex. Hd.	1
55	322-3	Screw - Cap Hex. Hd.	2
56	82-6870	Scraper W.A. - RH	1



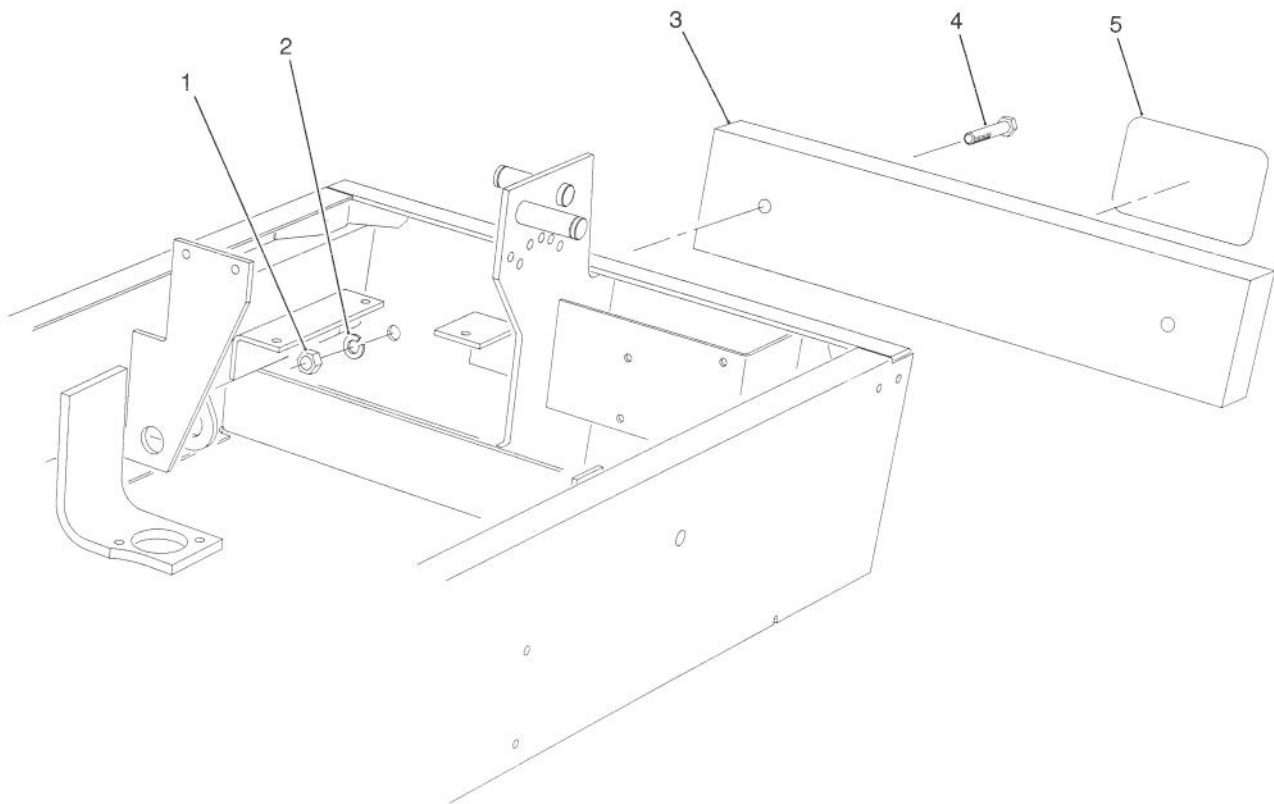
T-0634

ARMREST KIT MODEL NO. 30707 (Optional)

Ref. No.	Part No.	Description	No. Used
1	69-1180	Armrest	2
2	32128-19	Nut - Flange Lock	2
3	323-9	Screw - Cap Hex. Hd.	2

Ref. No.	Part No.	Description	No. Used
4	69-0770	Bracket - Armrest R.H.	1
*	69-0760	Bracket - Armrest L.H.	1
5	3234-23	Screw - Hex. Flange Hd.	6
6	69-1260	Spacer	4

*Not Illustrated



T-1152

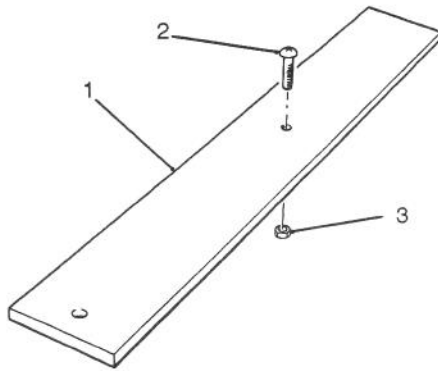
WEIGHT KIT NO. 75-6690 (Optional)

Ref. No.	Part No.	Description	No. Used
1	3217-9	Nut - Hex.	2
2	3253-27	Washer - Lock	2
3	75-6690	Bar - Weight (Incl. Ref. #1-5)	1

Ref. No.	Part No.	Description	No. Used
4	325-8	Screw - Cap Hex. Hd.	2
5	62-5550	Decal - TORO	1

SPECIAL TOOLS

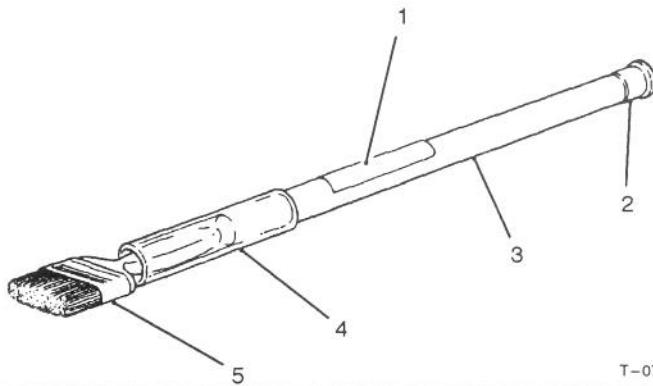
GAUGE BAR ASSEMBLY NO. 13-8199



T-1151

Ref. No.	Part No.	Description	No. Used
1	65-8320	Bar - Height-Of-Cut	1
2	32122-22	Screw	1
3	3219-14	Nut - Hex.	1

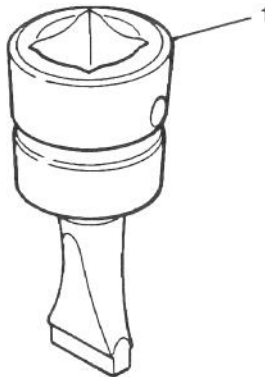
BACKLAPPING BRUSH ASSEMBLY NO. *TOR299100



T-0731

Ref. No.	Part No.	Description	No. Used
1	12-9140	Decal	1
2	2410-18	Plug	1
3	29-9080	Handle	1
4	29-9090	Hose - Handle	1
5	36-4310	Brush	1

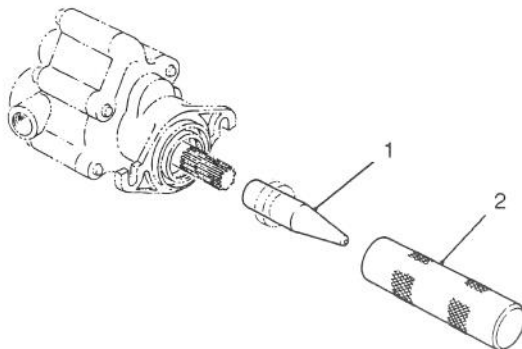
BEDKNIFE SCREW TOOL NO. *TOR510880



T-0729

Ref. No.	Part No.	Description	No. Used
1		Tool - Bedknife Screw	1

HYDRAULIC MOTOR TOOLS



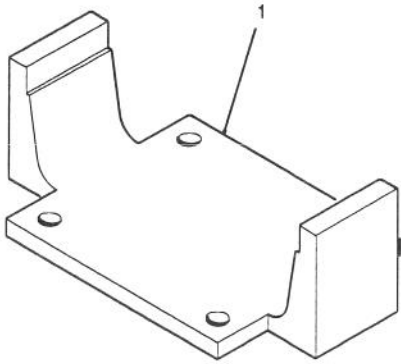
T-0727

Ref. No.	Part No.	Description	No. Used
1	*TOR491430	Protector - Seal	1
2	*TOR491450	Installer - Seal	1

*Obtain these items directly from OTC 2013 4th St. Owatonna, MN. 55060 1-800-533-0492
(in Minnesota and Canada 1-507-455-7050) Fax. 507-455-7011.

SPECIAL TOOLS

AXLE TOOL NO. *TOR859920



Ref. No.	Part No.	Description	No. Used
1		Tool – Axle	1

T-1325

INTERNATIONAL DECAL CROSS REFERENCE

JAPANESE DECAL KIT NO. 83-6880

DESCRIPTION	LOCATION	PART NUMBER	
		ENGLISH	JAPANESE
Decal No Step	Lift Arms	36-3400	84-2780
Decal Diesel Only	Left Fender	52-1320	84-2860
Decal Spring Loaded	Lift Arms	55-4300	84-2940
Decal ANSI	Tool Box Cover	62-6280 Ref. Only	84-3020
Decal No Starting Fluid	Air Cleaner	67-1700	84-3100
Decal Hydraulic Oil	Right Fender & Frame	85-4730	88-1980
Decal Backlap	Backlap Bracket	75-0750	84-3260
Decal Towing	Tool Box Cover	75-1280	84-3340
Decal No Riders	Fenders	75-5190	84-3420
Decal Fast/Slow	Steering Tower	75-6710	84-3500
Decal Reels	Under Seat Plate	75-6830	84-3580
Decal Slopes	Tool Box	75-7540	84-3660
Decal Bolt	Frame	77-0490	80-4880
Decal This End Down	Radiator Screen	83-7450	84-3820
Decal Knobs	Seat Plate	83-7440	84-3900
Decal Change Filter	Frame	75-0790	84-3980
Decal Fuses	Inside Control Box	85-4720	84-4060
Decal Reference Chart	Inside Tool Box	75-0730	84-4140
Decal Hands/Feet	Cutting Unit Frames	67-7960	84-4220
Decal Seat Belts	R.O.P.S. Roof	83-7430	84-4300
Decal Asbestos	Behind Front Wheels	75-0810	84-4310
Decal Floor Plate	Main Frame	88-0440	88-1900

DANISH DECAL KIT NO. 83-6870

DESCRIPTION	LOCATION	PART NUMBER	
		ENGLISH	DANISH
Decal No Step	Lift Arms	36-3400	84-2770
Decal Diesel Only	Left Fender	52-1320	84-2850
Decal Spring Loaded	Lift Arms	55-4300	84-2930
Decal ANSI	Tool Box Cover	62-6280 Ref. Only	84-3010
Decal No Starting Fluid	Air Cleaner	67-1700	84-3090
Decal Hydraulic Oil	Right Fender & Frame	85-4730	88-2010
Decal Backlap	Backlap Bracket	75-0750	84-3250
Decal Towing	Tool Box Cover	75-1280	84-3330
Decal No Riders	Fenders	75-5190	84-3410
Decal Fast/Slow	Steering Tower	75-6710	84-3490
Decal Reels	Under Seat Plate	75-6830	84-3570
Decal Slopes	Tool Box	75-7540	84-3650
Decal Bolt	Frame	77-0490	84-3730
Decal This End Down	Radiator Screen	83-7450	84-3810
Decal Knobs	Seat Plate	83-7440	84-3890
Decal Change Filter	Frame	75-0790	84-3970
Decal Fuses	Inside Control Box	85-4720	84-4050
Decal Reference Chart	Inside Tool Box	75-0730	84-4130
Decal Hands/Feet	Cutting Unit Frames	67-7960	84-4210
Decal Seat Belts	R.O.P.S. Roof	83-7430	84-4290
Decal Asbestos	Behind Front Wheels	75-0810	84-4320
Decal Floor Plate	Main Frame	88-0440	88-1930

INTERNATIONAL DECAL CROSS REFERENCE

DUTCH DECAL KIT NO. 83-6830

DESCRIPTION	LOCATION	PART NUMBER	
		ENGLISH	DUTCH
Decal No Step	Lift Arms	36-3400	84-2760
Decal Diesel Only	Left Fender	52-1320	84-2840
Decal Spring Loaded	Lift Arms	55-4300	84-2920
Decal ANSI	Tool Box Cover	62-6280 Ref. Only	84-3000
Decal No Starting Fluid	Air Cleaner	67-1700	84-3080
Decal Hydraulic Oil	Right Fender & Frame	85-4730	88-2050
Decal Backlap	Backlap Bracket	75-0750	84-3240
Decal Towing	Tool Box Cover	75-1280	84-3320
Decal No Riders	Fenders	75-5190	84-3400
Decal Fast/Slow	Steering Tower	75-6710	84-3480
Decal Reels	Under Seat Plate	75-6830	84-3560
Decal Slopes	Tool Box	75-7540	84-3640
Decal Bolt	Frame	77-0490	84-3720
Decal This End Down	Radiator Screen	83-7450	84-3800
Decal Knobs	Seat Plate	83-7440	84-3880
Decal Change Filter	Frame	75-0790	84-3960
Decal Fuses	Inside Control Box	85-4720	84-4040
Decal Reference Chart	Inside Tool Box	75-0730	84-4120
Decal Hands/Feet	Cutting Unit Frames	67-7960	84-4200
Decal Seat Belts	R.O.P.S. Roof	83-7430	84-4280
Decal Asbestos	Behind Front Wheels	75-0810	75-0820
Decal Floor Plate	Main Frame	88-0440	88-1970

ITALIAN DECAL KIT NO. 83-6860

DESCRIPTION	LOCATION	PART NUMBER	
		ENGLISH	ITALIAN
Decal No Step	Lift Arms	36-3400	84-2750
Decal Diesel Only	Left Fender	52-1320	84-2830
Decal Spring Loaded	Lift Arms	55-4300	84-2910
Decal ANSI	Tool Box Cover	62-6280 Ref. Only	84-2990
Decal No Starting Fluid	Air Cleaner	67-1700	84-3070
Decal Hydraulic Oil	Right Fender & Frame	85-4730	88-2030
Decal Backlap	Backlap Bracket	75-0750	84-3230
Decal Towing	Tool Box Cover	75-1280	84-3310
Decal No Riders	Fenders	75-5190	84-3390
Decal Fast/Slow	Steering Tower	75-6710	84-3470
Decal Reels	Under Seat Plate	75-6830	84-3550
Decal Slopes	Tool Box	75-7540	84-3630
Decal Bolt	Frame	77-0490	84-3710
Decal This End Down	Radiator Screen	83-7450	84-3790
Decal Knobs	Seat Plate	83-7440	84-3870
Decal Change Filter	Frame	75-0790	84-3950
Decal Fuses	Inside Control Box	85-4720	84-4030
Decal Reference Chart	Inside Tool Box	75-0730	84-4110
Decal Hands/Feet	Cutting Unit Frames	67-7960	84-4190
Decal Seat Belts	R.O.P.S. Roof	83-7430	84-4270
Decal Asbestos	Behind Front Wheels	75-0810	75-0850
Decal Floor Plate	Main Frame	88-0440	88-1950

INTERNATIONAL DECAL CROSS REFERENCE

SPANISH DECAL KIT NO. 83-6850

DESCRIPTION	LOCATION	PART NUMBER	
		ENGLISH	SPANISH
Decal No Step	Lift Arms	36-3400	84-2740
Decal Diesel Only	Left Fender	52-1320	84-2820
Decal Spring Loaded	Lift Arms	55-4300	84-2900
Decal ANSI	Tool Box Cover	62-6280 Ref. Only	84-2980
Decal No Starting Fluid	Air Cleaner	67-1700	84-3060
Decal Hydraulic Oil	Right Fender & Frame	85-4730	88-2000
Decal Backlap	Backlap Bracket	75-0750	84-3220
Decal Towing	Tool Box Cover	75-1280	84-3300
Decal No Riders	Fenders	75-5190	84-3380
Decal Fast/Slow	Steering Tower	75-6710	84-3460
Decal Reels	Under Seat Plate	75-6830	84-3540
Decal Slopes	Tool Box	75-7540	84-3620
Decal Bolt	Frame	77-0490	84-3700
Decal This End Down	Radiator Screen	83-7450	84-3780
Decal Knobs	Seat Plate	83-7440	84-3860
Decal Change Filter	Frame	75-0790	84-3940
Decal Fuses	Inside Control Box	85-4720	84-4020
Decal Reference Chart	Inside Tool Box	75-0730	84-4100
Decal Hands/Feet	Cutting Unit Frames	67-7960	84-4180
Decal Seat Belts	R.O.P.S. Roof	83-7430	84-4260
Decal Asbestos	Behind Front Wheels	75-0810	75-0860
Decal Floor Plate	Main Frame	88-0440	88-1920

GERMAN DECAL KIT NO. 83-6810

DESCRIPTION	LOCATION	PART NUMBER	
		ENGLISH	GERMAN
Decal No Step	Lift Arms	36-3400	84-2730
Decal Diesel Only	Left Fender	52-1320	84-2810
Decal Spring Loaded	Lift Arms	55-4300	84-2890
Decal ANSI	Tool Box Cover	62-6280 Ref. Only	84-2970
Decal No Starting Fluid	Air Cleaner	67-1700	84-3050
Decal Hydraulic Oil	Right Fender & Frame	85-4730	88-2040
Decal Backlap	Backlap Bracket	75-0750	84-3210
Decal Towing	Tool Box Cover	75-1280	84-3290
Decal No Riders	Fenders	75-5190	84-3370
Decal Fast/Slow	Steering Tower	75-6710	84-3450
Decal Reels	Under Seat Plate	75-6830	84-3530
Decal Slopes	Tool Box	75-7540	84-3610
Decal Bolt	Frame	77-0490	84-3690
Decal This End Down	Radiator Screen	83-7450	84-3770
Decal Knobs	Seat Plate	83-7440	84-3850
Decal Change Filter	Frame	75-0790	84-3930
Decal Fuses	Inside Control Box	85-4720	84-4010
Decal Reference Chart	Inside Tool Box	75-0730	84-4090
Decal Hands/Feet	Cutting Unit Frames	67-7960	84-4170
Decal Seat Belts	R.O.P.S. Roof	83-7430	84-4250
Decal Asbestos	Behind Front Wheels	75-0810	75-0840
Decal Floor Plate	Main Frame	88-0440	88-1960

INTERNATIONAL DECAL CROSS REFERENCE

FRENCH DECAL KIT NO. 83-6920

DESCRIPTION	LOCATION	PART NUMBER	
		ENGLISH	FRENCH
Decal No Step	Lift Arms	36-3400	84-2720
Decal Diesel Only	Left Fender	52-1320	84-2800
Decal Spring Loaded	Lift Arms	55-4300	84-2880
Decal ANSI	Tool Box Cover	62-6280 Ref. Only	84-2960
Decal No Starting Fluid	Air Cleaner	67-1700	84-3040
Decal Hydraulic Oil	Right Fender & Frame	85-4730	88-2020
Decal Backlap	Backlap Bracket	75-0750	84-3200
Decal Towing	Tool Box Cover	75-1280	84-3280
Decal No Riders	Fenders	75-5190	84-3360
Decal Fast/Slow	Steering Tower	75-6710	84-3440
Decal Reels	Under Seat Plate	75-6830	84-3520
Decal Slopes	Tool Box	75-7540	84-3600
Decal Bolt	Frame	77-0490	84-3680
Decal This End Down	Radiator Screen	83-7450	84-3760
Decal Knobs	Seat Plate	83-7440	84-3840
Decal Change Filter	Frame	75-0790	84-3920
Decal Fuses	Inside Control Box	85-4720	84-4000
Decal Reference Chart	Inside Tool Box	75-0730	84-4080
Decal Hands/Feet	Cutting Unit Frames	67-7960	84-4160
Decal Seat Belts	R.O.P.S. Roof	83-7430	84-4240
Decal Asbestos	Behind Front Wheels	75-0810	75-0830
Decal Floor Plate	Main Frame	88-0440	88-1940

SWEDISH DECAL KIT NO. 83-6840

DESCRIPTION	LOCATION	PART NUMBER	
		ENGLISH	SWEDISH
Decal No Step	Lift Arms	36-3400	84-2710
Decal Diesel Only	Left Fender	52-1320	84-2790
Decal Spring Loaded	Lift Arms	55-4300	84-2870
Decal ANSI	Tool Box Cover	62-6280 Ref. Only	84-2950
Decal No Starting Fluid	Air Cleaner	67-1700	84-3030
Decal Hydraulic Oil	Right Fender & Frame	85-4730	88-1990
Decal Backlap	Backlap Bracket	75-0750	84-3190
Decal Towing	Tool Box Cover	75-1280	84-3270
Decal No Riders	Fenders	75-5190	84-3350
Decal Fast/Slow	Steering Tower	75-6710	84-3430
Decal Reels	Under Seat Plate	75-6830	84-3510
Decal Slopes	Tool Box	75-7540	84-3590
Decal Bolt	Frame	77-0490	84-3670
Decal This End Down	Radiator Screen	83-7450	84-3750
Decal Knobs	Seat Plate	83-7440	84-3830
Decal Change Filter	Frame	75-0790	84-3910
Decal Fuses	Inside Control Box	85-4720	84-3990
Decal Reference Chart	Inside Tool Box	75-0730	84-4070
Decal Hands/Feet	Cutting Unit Frames	67-7960	84-4150
Decal Seat Belts	R.O.P.S. Roof	83-7430	84-4230
Decal Asbestos	Behind Front Wheels	75-0810	75-0870
Decal Floor Plate	Main Frame	88-0440	88-1910

PART NUMBER INDEX

Part No.	Description	Pg. Ref. No. No. Qty.	Part No.	Description	Pg. Ref. No. No. Qty.
3-3251	Spring - Compression	3 12 1	28-0660	Screw-Cap, Hex Hd.	25 21 8
3-6498	Washer - Thrust	62 21 4	28-0670	Seal-Oil	25 8 2
3-6498	Washer - Thrust	28 22 2	28-0680	Drum-Brake	25 13 2
3-6498	Washer - Thrust	60 30 6	28-1280	Boot - Cable	50 18 1
3-6657	Clamp - Cable	6 30 1	29-6162	Switch - Neutral	28 6 1
3-6657	Clamp - Cable	35 48 1	29-9080	Handle	81 3 1
5-0743	Spring - Counterbalance	62 1 2	29-9090	Hose - Handle	81 4 1
5-0743	Spring - Extension	60 22 3	33-1260	Cover Assembly	51 12 1
5-1096	Chain - Cutting Unit	62 27 2	33-1270	Bowl	51 11 1
5-1226	Washer	53 43 2	36-3400	Decal - No Step (English)	61 62 2
5-3637	Washer - Flat	34 23 1	36-4310	Brush	81 5 1
7-3900	Pad - Brake	5 26 2	36-7260	Bar - Cutoff	68 4 1
10-4930	Bedbar	68 23 1	42-6080	Shim - Axle	21 37 A/R
10-5080	Cap - End	68 18 1	42-7080	Cap	39 2 2
10-5080	Cap - End	77 27 1	42-7190	Bushing - Knock	43 33 2
10-5120	Housing - Bearing	68 14 2	42-7210	Plug-Taper	38 19 1
12-0460	Plug - Hole	68 19 1	42-7290	Gasket - Drain	38 16 2
12-9140	Decal	81 1 1	42-7510	Pipe	40 4 1
14-0649	Reel - 8 Blade	68 * 1	42-7510	Pipe	40 9 1
14-0659	Reel - 5 Blade	68 26 1	42-7840	Key	39 20 1
14-0959	Hood	1 6 1	42-7860	Lock	36 33 12
17-1590	Blade - 11 Tooth	77 31 24	42-7870	Seal	36 30 6
17-1600	Spacer	77 36 2	42-8240	Gasket	45 6 3
21-7670	Case-Differential	24 33 1	42-8690	Metal - Sealing	47 37 1
21-7690	Gear-Pinion	23 6 2	42-8700	Wire	47 38 1
21-7700	Shaft-Pinion Mate	24 31 1	42-8830	Seal - O-Ring	47 6 1
21-7710	Pin-Roll	24 30 1	42-8830	Seal - O-Ring	47 10 1
21-7720	Washer-Thrust	23 4 2	42-9110	Gasket	40 21 1
21-7730	Washer-Thrust	23 7 2	42-9110	Gasket - Muffler	33 15 1
21-7770	Screw-Drive Gear	24 32 5	42-9260	Plug - Drain	38 15 1
21-8020	Spacer-Front Pinion	24 25 1	42-9420	Bolt - Speed Set	47 33 4
21-8090	Diff. Adjust. Shim .003	24 38 A/R	42-9430	Bolt W/Washer	40 7 1
21-8100	Diff. Adjust. Shim .005	24 37 A/R	42-9430	Bolt W/Washer	47 12 2
21-8110	Diff. Adjust. Shim .010	24 36 A/R	42-9440	Bolt W/Washer	38 8 11
21-8120	Diff. Adjust. Shim .030	24 35 A/R	42-9440	Bolt W/Washer	49 24 1
21-8180	Bearing	25 3 2	42-9440	Bolt W/Washer	36 25 4
21-8230	Vent Tube Assembly	24 39 1	42-9490	Bolt W/Washer	42 10 4
21-8270	Pin-Dowel	23 3 2	42-9490	Bolt W/Washer	39 11 2
21-8320	Gasket-Bearing, Wheel	25 20 2	42-9490	Bolt W/Washer	38 18 18
21-8330	Seal-Oil	25 2 2	42-9510	Bolt	37 42 1
21-8360	Clip-Retaining	25 12 2	42-9570	Stud	40 20 4
21-8390	Cup-Bearing	24 24 1	42-9590	Nut	36 17 6
21-8430	Bearing Assembly	70 17 2	42-9600	Washer - Lock	56 9 28
21-9260	Seal - Shaft	3 27 1	42-9600	Washer - Lock M10	55 42 24
21-9370	Screw-Adjusting	25 16 2	42-9640	Nut - Jam	47 9 2
21-9380	Nut-Pivot	25 17 2	42-9650	Nut - Jam	43 30 1
21-9390	Socket-Adjusting Screw	25 15 2	42-9660	Washer	49 4 1
21-9420	Spring-Shoe Return, L.H.	25 19 2	42-9660	Washer	37 39 3
21-9430	Spring-Shoe Return, R.H.	25 7 2	42-9850	Washer - Lock	33 14 4
21-9440	Spring-Adjusting Screw	25 14 2	42-9850	Washer - Lock	34 26 2
21-9450	Shield-Dust	25 5 2	42-9850	Washer - Lock	58 28 1
21-9460	Retainer-Brake, Parking	25 10 4	42-9850	Washer - Lock M8	54 34 8
21-4191	Seat Belt Assembly	1 67 *	42-9850	Washer - Lock, M8	56 29 28
23-2270	Bushing - Rubber	28 26 1	43-0090	Screw - Cap Hex. Hd.	33 20 3
23-7270	Nut - Lug	21 1 10	43-0370	Shim	49 5 1
24-8790	Gear-Bevel, Differential	23 5 2	43-0510	Spring - Brush	49 14 2
24-8840	Ring-Bearing, Wheel	25 22 2	43-1920	Nut Set	49 17 1
24-9180	Lever, Brake, Parking	25 4 2	43-2550	Filter	43 18 1
27-2360	Ignition Switch Assembly	11 19 1	43-2560	Gasket - Side Cover	43 19 1
27-3710	Dipstick - Axle	21 41 1	43-2570	Gasket-Coil Side	43 17 1
27-5340	Hose - Fuel	20 11 1	43-2580	Magnet	43 20 1
27-6852	Shaft-Axle, Flanged R.H.	25 * 1	43-2690	Pair of Lined Brake Shoes	25 * 2
27-6862	Shaft-Axle, Flanged L.H.	25 1 1	43-2690	Shoe & Lining Assembly	25 9 4
27-7110	Element Assembly	51 8 1	43-2710	Seal - O-Ring	40 36 2
27-7120	Nut	51 3 1	43-2740	Gasket	33 8 1
27-7130	Clamp Assembly	51 4 1	43-2750	Nut - Lock	33 9 1
27-7140	Baffle	51 2 1	43-2820	Cap - Sealing	37 47 1
27-7150	Cup Assembly	51 1 1	43-2820	Cap - Sealing Torque Set	47 32 1
27-7160	Decal - Instructions	50 5 1	43-3160	Screw - Adjusting	37 44 1
27-7170	Band Assembly	51 7 2	43-3220	Screw - Cap Hex. Hd.	33 5 2
27-7220	Air Cleaner Soap	51 * 1	43-5920	Washer - Lock	34 25 1
27-9560	Spacer	34 46 1	43-5930	Washer - Lock	56 14 12

*Not Illustrated

PART NUMBER INDEX (Continued)

Part No.	Description	Pg. No.	Ref. No.	Qty.	Part No.	Description	Pg. No.	Ref. No.	Qty.
43-5960	Nut - Special	37	46	1	56-7974	Clamp - Tube	31	34	1
43-5970	Nut - Hex.	34	24	1	57-3210	Screw - Special	68	30	4
43-6710	Diff. Adjust. Shim .003	23	15	A/R	57-4910	Screw - Bedknife	68	25	7
43-6711	Diff. Adjust. Shim .005	23	16	A/R	57-6390	Nut - Lock	34	27	2
43-6712	Diff. Adjust. Shim .010	23	17	A/R	61-2790	Screen - Filler	13	3	1
43-6713	Diff. Adjust. Shim .030	23	18	A/R	62-3820	Fitting - Grease	33	24	1
43-6750	Cup-Bearing, Tapered	23	10	1	62-3880	Fitting - Grease	33	4	1
43-6760	Cone-Bearing, tapered	23	9	1	62-5550	Decal - TORO	1	1	1
43-6800	Nut-Lock	25	18	8	62-5550	Decal - TORO	80	5	1
43-6810	Spider-Torque	25	6	2	62-6280	Decal - ANSI (English) (For Reference Only)	2	50	1
44-2670	Hose - Fuel	20	19	1	62-6300	Sleeve Assembly	51	10	1
46-6550	Connector - Fuel Elbow 90	20	21	1	62-7400	Decal - TORO	1	11	1
46-6560	Grommet	20	22	2	62-7650	Gasket - Sending Unit	20	7	1
46-8091	Screw - Cap Hex. Hd.	2	43	4	63-6720	Bracket - Fan Idler	34	41	1
47-0110	Spacer - Spindle	34	4	1	63-6760	Throttle Cable Swivel Assy.	6	29	2
48-4220	Air Cleaner Assembly	50	4	1	63-6890	Hinge - Hood R.H.	1	*	1
48-4220	Air Filter Assembly	51	*	1	63-6900	Hinge - Hood L.H.	1	15	1
48-7430	Pre-Cleaner Assembly	51	*	1	63-7140	Mount - Engine	34	34	4
48-7700	Screw - Cap Hex. Hd.	34	17	1	63-7380	Expansion Tank Assembly	50	6	1
48-7710	Screw - Cap, M8 x 20	56	39	4	63-7400	Washer - Flat	34	33	4
48-7780	Screw - Cap Hex. Hd.	53	48	8	63-7430	Gauge - Temperature	11	8	1
48-7930	Nut - Lock	33	13	4	63-7440	Solenoid - Stop	33	10	1
48-8030	Washer - Flat	58	29	1	63-7590	Relay - Starter	31	35	1
48-9220	Washer - Flat	53	47	8	63-7610	Hose - Fuel	20	1	1
48-9460	Bolt - Hex. Hd.	54	35	4	63-7610	Hose-Fuel	52	8	1
48-9460	Screw - Cap Hex. Hd.	58	27	1	63-7620	Hose-Fuel	52	4	1
48-9460	Screw - Cap, M8 x 25	56	28	20	63-7640	Unit - Sending	20	8	1
48-9470	Bolt - M10 x 30	55	43	24	63-7732	Cable - Brake R.H.	5	*	1
48-9470	Screw - Cap, M10 x 30	56	10	4	63-7733	Cable - Brake L.H.	5	29	1
48-9480	Screw - Cap Hex. Hd.	53	30	4	63-7790	Screw - Cap Hex. Hd.	34	11	8
48-9570	Washer - Lock	33	6	2	63-7880	Pin - Brake Latch	5	28	1
48-9590	Washer - Lock	34	12	10	63-7900	Rack - Parking Brake	3	20	1
48-9590	Washer - Lock	33	21	1	63-8140	Pulley - Idler	34	43	1
49-1430	Protector - Seal	69	*	1	63-8280	Head-Filter, Fuel	52	2	1
49-1450	Installer - Seal	69	*	1	63-8290	Vent-Air	52	3	1
49-2040	Screw - Hex. Washer Hd.	17	25	4	63-8300	Element-Spin-On	52	7	1
49-2040	Screw - Hex. Washer Hd.	2	47	2	63-8300	Fuel Filter Assembly	50	13	1
49-2040	Screw - Thread Forming	60	2	10	63-8310	Valve-Drain	52	6	1
49-2040	Screw - Thread Forming	63	41	4	63-8360	Key - Ignition	11	9	1
49-6440	Plate - Traction Pedal	5	11	1	63-8410	Washer - Flat	20	26	3
52-1320	Decal - Fuel (English)	1	28	1	63-8410	Washer - Flat	13	37	3
52-2860	Washer - Flat	7	51	4	63-8610	Bedknife	68	24	1
53-8150	Pump Assembly	46	*	1	65-5100	Handle	1	5	2
53-8150	Pump Assembly	43	21	1	65-8320	Bar - Height-Of-Cut	81	1	1
54-8660	Washer	49	25	1	66-2320	Bracket - Engine L.H. Front	34	36	1
54-9040	Yoke - End	33	26	1	66-2330	Base - Battery	50	30	1
54-9090	Yoke - End	58	7	1	66-2490	Clamp - Battery	50	22	1
54-9180	Kit - U-Joint	33	25	1	66-2920	Spacer - Throttle	6	31	2
54-9180	Kit - Universal Joint	58	8	2	66-2940	Gauge - Fuel	11	1	1
55-4300	Decal - Warning (English)	60	33	3	66-2960	Cluster - Warning	11	7	1
55-4300	Decal - Warning (English)	62	37	2	66-3180	Tube - Vent	31	22	1
56-0020	Plug	39	24	3	66-3240	Cap - Radiator	31	8	1
56-0020	Plug - Expansion	40	18	1	66-5400	Seat Assembly	6	1	1
56-0020	Plug-Expansion	43	12	3	66-8121	Standpipe - Elbow 90	20	20	1
56-0100	Plug - Taper	43	37	1	66-8520	Bumper-Downstop	8	17	2
56-0220	Pin - Dowel	43	35	2	66-8530	Adjuster	8	16	1
56-0480	Key - Woodruff	39	8	1	66-8560	Nut-Push	8	11	4
56-0480	Key - Woodruff	36	18	2	66-8610	Weldment-Lower	8	10	1
56-1060	Snap Ring	39	15	1	66-8800	Relay - Glow Plug	31	37	1
56-1230	Shaft - Oil Filter	43	28	1	66-9290	Spacer	8	15	6
56-1570	Bolt Set	48	8	1	66-9770	Seal	4	28	1
56-1580	Armature Set	48	23	1	66-9780	Bushing	4	29	1
56-1590	Bearing - Front	48	22	1	66-9850	Bolt-Special	4	36	4
56-1600	Bearing - Rear	48	21	1	66-9860	Upper Cover & Jacket	4	37	1
56-1610	Bolt	48	16	1	66-9870	Plate-Retaining	4	38	1
56-1640	Stopper Set	48	13	1	66-9880	Washer-Retaining Plate	4	39	1
56-1670	Gear	48	10	1	66-9890	Ring-Retaining	4	40	1
56-1680	Cover Set	48	9	1	66-9900	Shaft-Input	4	41	1
56-1700	Holder - Brush	48	18	1	66-9970	Spring Kit	4	*	1
56-1710	Spring - Brush	48	19	4	66-9980	Seal-Kit	4	*	1
56-1720	Bracket - Rear	48	17	1	66-9990	Needle Roller Kit	4	*	1
56-2460	Washer - Flat	53	14	2					

*Not Illustrated

PART NUMBER INDEX (Continued)

3315-206

Part No.	Description	Pg. Ref.			Part No.	Description	Pg. Ref.		
		No.	No.	Qty.			No.	No.	Qty.
67-1630	Spacer - Fan	34	8	1	67-2890	Bearing Set 0.25 mm US	36	*	3
67-1690	Fitting - Fuel Elbow 90	20	30	2	67-2900	Bearing Set 0.50 mm US	36	*	3
67-1700	Decal - Starting Fluid	50	3	1	67-2910	Gear	36	7	1
67-1750	Bushing - Axle	77	7	2	67-2920	Crankshaft	36	16	1
67-1750	Bushing - Sleeve	70	1	2	67-2930	Pulley - Crankshaft	36	19	1
67-1750	Bushing - Sleeve	71	1	2	67-2940	Nut - Jam	36	22	1
67-1750	Bushing - Sleeve	60	9	12	67-2950	Washer	36	20	1
67-1750	Bushing - Sleeve	53	13	2	67-2960	Washer - Lock	36	21	1
67-1750	Bushing - Sleeve	62	25	8	67-2970	Flywheel Assembly	36	13	1
67-2200	Seal	39	4	4	67-2980	Gear - Ring	36	15	1
67-2210	Plug - Taper	43	36	3	67-2990	Bolt	36	14	4
67-2230	Seal-Oil	43	14	1	67-3000	Washer	39	10	2
67-2250	Bolt	39	5	8	67-3010	Cam Shaft	39	7	1
67-2260	Shaft-Idler	43	34	1	67-3020	Gear	39	12	1
67-2270	Case - Oil Seal	43	15	1	67-3030	Bearing	39	9	2
67-2280	Gasket-Seal, Oil	43	13	1	67-3040	Plate	39	14	1
67-2290	Cover	43	10	1	67-3050	Bearing	39	22	1
67-2300	Gasket	43	9	1	67-3060	Shaft	39	21	1
67-2310	Plate - Front	38	6	1	67-3070	Gear	39	17	1
67-2320	Gasket - Plate	38	7	1	67-3080	Snap Ring	39	23	1
67-2330	Bolt	42	3	2	67-3090	Gear Assembly	39	13	1
67-2330	Bolt	43	16	6	67-3100	Retainer	36	32	6
67-2330	Bolt	40	34	4	67-3110	Spring	36	31	6
67-2330	Bolt	41	49	2	67-3120	Tappet	36	6	6
67-2340	Bolt W/Washer	38	3	3	67-3130	Valve - Intake	36	28	3
67-2340	Bolt W/Washer	43	11	2	67-3140	Valve - Exhaust	36	29	3
67-2340	Bolt W/Washer	40	17	4	67-3150	Rod-Push	36	5	6
67-2340	Screw - Hex. Washer Hd.	33	18	1	67-3160	Arm-Rocker	36	1	6
67-2350	Plug - Expansion	43	25	1	67-3170	Spring	37	40	2
67-2360	Bushing - Knock	43	26	2	67-3180	Cap	36	34	6
67-2370	Bushing - Knock	43	32	1	67-3190	Rocker Shaft Assembly	36	38	1
67-2380	Bushing - Knock	43	27	3	67-3200	Stay - Rocker	36	35	3
67-2390	Plug - Taper	43	24	1	67-3210	Screw - Adjusting	36	4	6
67-2410	Bearing Set 0.25 mm US	39	*	1	67-3220	Pin	36	37	1
67-2420	Bearing Set 0.50 mm US	39	*	1	67-3230	Nut - Jam	36	2	6
67-2430	Bracket - Starter	43	23	1	67-3240	Snap Ring	36	3	2
67-2440	Bolt W/Washer	43	22	3	67-3250	Bolt-Rocker Stay	37	43	2
67-2480	Gasket - Oil Pan	38	17	1	67-3260	Washer	49	3	1
67-2500	Plunger - Relief	38	25	1	67-3260	Washer	47	8	2
67-2510	Spring - Relief	38	26	1	67-3260	Washer	37	41	3
67-2520	Plug	38	28	1	67-3280	Shim 0.2 mm	43	38	1
67-2530	Gear - Inner	38	12	1	67-3290	Shim 0.3 mm	43	*	1
67-2540	Gear - Outer	38	11	1	67-3300	Shim 0.5 mm	43	*	1
67-2550	Housing - Oil Pump	38	10	1	67-3310	Shim 0.4 mm	43	*	1
67-2560	Bolt W/Washer	38	9	3	67-3320	Shim 0.6 mm	43	*	1
67-2570	Plug - Taper	40	19	1	67-3330	Shim 0.7 mm	44	38	1
67-2570	Plug - Taper	38	29	1	67-3340	Shim 0.8 mm	44	*	1
67-2580	Gasket - Case	38	2	1	67-3350	Shim 0.9 mm	44	*	1
67-2590	Seal - Oil	38	23	1	67-3360	Shim 1.0 mm	44	*	1
67-2600	Bolt	42	5	1	67-3370	Bolt W/Washer	44	39	4
67-2600	Bolt	38	21	3	67-3380	Nozzle & Holder Assembly	43	6	1
67-2610	Bolt	42	9	2	67-3380	Nozzle and Holder Assembly	46	* 3	
67-2610	Bolt	38	22	4	67-3390	Gasket - Nozzle Holder	43	7	3
67-2620	Bolt	38	24	1	67-3400	Pipe Assy. No. 1	44	42	1
67-2630	Seal - O-Ring	38	20	2	67-3410	Pipe Assy. No. 2	44	43	1
67-2640	Cap	38	30	1	67-3420	Pipe Assy. No. 3	43	1	1
67-2650	Cap - Oil Filler	40	11	1	67-3430	Nut	43	2	3
67-2650	Oil Fill Cap Assembly	38	32	1	67-3440	Gasket	43	4	3
67-2660	Seal - O-Ring	40	10	1	67-3460	Housing-Pump	45	9	1
67-2660	Seal - O-Ring	38	31	1	67-3480	Seal - O-Ring	45	4	3
67-2670	Hose - Breather	40	8	1	67-3490	Spring	45	5	3
67-2680	Hanger -Engine	40	16	2	67-3500	Valve	45	7	3
67-2700	Guide - Valve	40	42	6	67-3520	Sleeve	45	10	3
67-2710	Cap - Sealing	40	41	3	67-3530	Seat - Spring Upper	45	11	3
67-2730	Bolt	40	43	8	67-3540	Spring	45	12	3
67-2740	Bolt - Flange	40	15	3	67-3550	Seat - Spring Lower	45	13	3
67-2750	Cover Assembly	40	6	1	67-3560	Plate - Shim 1.85 mm	45	14	1
67-2760	Gasket	40	14	1	67-3570	Plate - Shim 1.9 mm	45	*	1
67-2770	Nut - Cap	40	12	2	67-3580	Plate - Shim 1.95 mm	45	*	1
67-2780	Washer	40	13	2	67-3590	Plate - Shim 2.0 mm	45	*	1
67-2850	Rod Assembly-Connecting	36	9	3	67-3600	Plate - Shim 2.05 mm	45	*	1
67-2860	Bolt	36	12	6	67-3610	Plate - Shim 2.1 mm	45	*	1

*Not Illustrated

PART NUMBER INDEX (Continued)

Part No.	Description	Pg. Ref. No. No. Qty.	Part No.	Description	Pg. Ref. No. No. Qty.
67-3620	Plate - Shim 2.15 mm	45 * 1	67-4410	V-Belt	42 2 1
67-3630	Plate - Shim 2.2 mm	45 * 1	67-4420	Fitting - Water	41 46 1
67-3640	Plate - Shim 2.25 mm	45 * 1	67-4430	Gasket - Fitting	41 45 1
67-3650	Plate - Shim 2.3 mm	45 14 1	67-4440	Thermostat	40 38 1
67-3660	Plate - Shim 2.35 mm	45 * 1	67-4450	Fitting - Thermostat	40 32 1
67-3670	Plate - Shim 2.4 mm	45 * 1	67-4460	Gasket - Switch	40 31 1
67-3680	Plate - Shim 2.45 mm	45 * 1	67-4470	Bolt	40 33 1
67-3690	Plate - Shim 2.5 mm	45 * 1	67-4480	Pipe - By-Pass	40 37 1
67-3700	Tappet	45 15 3	67-4490	Gasket	40 30 1
67-3710	Screw - Air Bleed	45 24 1	67-4500	Switch - Thermo	40 29 1
67-3720	Washer	45 23 1	67-4510	Gauge Nut - Temperature	40 35 1
67-3730	Screw	45 22 1	67-4520	Pipe	40 2 1
67-3740	Holder-Delivery Valve	45 3 3	67-4530	Cover - Intake	40 5 1
67-3740	Nipple - Swivel	45 21 1	67-4540	Seal - O-Ring	40 3 1
67-3750	Washer	45 20 2	67-4550	Gasket-Intake Manifold	40 44 1
67-3760	Plate - Lock	45 2 3	67-4560	Manifold - Exhaust	40 24 1
67-3770	Screw W/Washer	45 1 3	67-4570	Gasket - Exhaust Manifold	40 26 1
67-3780	Rack	45 19 1	67-4580	Bolt	40 22 2
67-3790	Screw	45 17 2	67-4590	Bolt	40 23 4
67-3800	Bracket - Wire Stop	45 18 1	67-4610	Bolt W/Washer	48 2 2
67-3810	Pin - Tappet Guide	45 16 3	67-4620	Spacer	49 21 1
67-3830	Washer 1.25 mm	45 31 1	67-4630	Alternator Assembly	49 1 1
67-3840	Washer 1.3 mm	46 31 1	67-4640	Bolt	49 22 1
67-3850	Washer 1.35 mm	46 * 1	67-4660	Bolt - Flange	49 26 1
67-3860	Washer 1.4 mm	46 * 1	67-4670	Nut	49 2 1
67-3870	Washer 1.45 mm	46 * 1	67-4680	Plug - Glow	40 39 3
67-3880	Washer 1.5 mm	46 * 1	67-4690	Plate - Glow Plug	40 40 1
67-3890	Washer 1.55 mm	46 * 1	67-4700	Lamp - Glow	40 27 1
67-3900	Washer 1.6 mm	46 * 1	67-4700	Resistor - Glow	31 44 1
67-3910	Washer 1.65 mm	46 31 1	67-4720	Lever	48 4 1
67-3920	Washer 1.7 mm	46 * 1	67-4730	Spring Set	48 5 1
67-3930	Spring	45 30 3	67-4750	Switch	48 7 1
67-3940	Pin - Pressure	45 29 3	67-4760	Shaft Assembly	48 15 1
67-3950	Piece - Distance	45 28 3	67-4770	Pinion Set	48 14 1
67-3960	Nozzle	45 27 3	67-4780	Gear Set	48 12 1
67-3970	Nut - Retaining	45 25 3	67-4790	Shaft	48 11 1
67-3980	Gasket	45 26 3	67-4800	Yoke	48 20 1
67-3990	Lever - Speed Control	47 1 1	67-4810	Pulley Set	49 16 1
67-4000	Pin	47 2 2	67-4820	Bolt Set	49 20 1
67-4010	Stopper	47 15 1	67-4830	Front Bracket Assembly	49 15 1
67-4030	Rod - Tie	47 23 1	67-4840	Screw Set	49 18 1
67-4040	Weight Assembly	47 13 1	67-4850	Bearing - Front	49 19 1
67-4050	Shaft - Governor	47 19 1	67-4860	Rotor Assembly	49 7 1
67-4060	Lever - Governor	47 18 1	67-4870	Bearing - Rear	49 6 1
67-4070	Shaft - Sliding	47 16 1	67-4880	Stator	49 10 1
67-4080	Clip	47 24 1	67-4890	Rear Cover Assembly	49 9 1
67-4090	Lever - Tension	47 21 1	67-4900	Terminal Set	49 11 1
67-4110	Cover Assembly	47 * 1	67-4910	Regulator Assembly	49 12 1
67-4120	Pin - Grooved	47 35 1	67-4920	Brush	49 13 2
67-4130	Cover - Governor	47 4 1	67-4930	Rectifier	49 8 1
67-4140	Lever - Stop	47 11 1	67-5040	Spring	47 20 1
67-4150	Lever - Stop	47 40 1	67-7160	Block - Fuse	11 21 1
67-4160	Gasket	47 5 1	67-7960	Decal - Warning	77 3 1
67-4170	Spring Set	47 * 1	67-7960	Decal - Warning (English)	70 20 1
67-4180	Nut	47 31 1	67-7960	Decal - Warning (English)	71 20 1
67-4190	Spring - Torque	47 28 1	67-9410	Washer - Thrust	53 27 2
67-4200	Nut - Special	47 30 1	67-9550	Kit - Seat Cushion	6 45 1
67-4210	Case - Torque Spring	47 26 1	67-9560	Shell - Seat	6 2 1
67-4220	Screw - Adjusting	47 29 1	68-5140	Cap - Steering Wheel	3 7 1
67-4230	Stopper	47 27 1	68-5370	Decal - TORO	3 5 1
67-4270	Bolt	47 3 4	68-6150	Breather - Hydraulic Tank	13 2 1
67-4280	Bolt W/Washer	47 17 1	68-6821	Axle Assembly	53 42 1
67-4290	Nut	47 34 4	69-0760	Bracket - Armrest L.H.	79 * 1
67-4310	Gasket	36 23 1	69-0770	Bracket - Armrest R.H.	79 4 1
67-4330	Oil Filter Assembly	44 40 1	69-1180	Armrest	79 1 2
67-4340	Screen Assembly	43 31 1	69-1260	Spacer	79 6 4
67-4350	Switch - Oil Pressure	42 8 1	69-4120	Cartridge Assembly N.C.	16 25 2
67-4360	Pulley - Water Pump	42 1 1	69-4240	Seal Kit	16 26 2
67-4380	Water Pump Assembly	42 6 1	69-4290	Solenoid Coil Assembly	16 4 9
67-4390	Gasket - Water Pump	42 7 1	69-4300	Nut	16 1 9
67-4400	Bolt	40 1 2	69-4320	Fitting - Hydraulic 90	15 25 1
67-4400	Bolt	42 4 1	69-4780	Clamp - Hour Meter	11 42 1

*Not Illustrated

PART NUMBER INDEX (Continued)

3315-206

Part No.	Description	Pg. Ref.			Part No.	Description	Pg. Ref.		
		No.	No.	Qty.			No.	No.	Qty.
70-2560	Decal - Gear Lube	53	36	1	72-4980	Shim .5 mm	54	*	1
70-2780	Piston	64	4	1	72-4990	Shim .8 mm	54	*	1
70-2780	Piston	66	4	1	72-5000	Shim 1.0 mm	54	*	1
70-8220	Cable - Ground	34	31	1	72-5010	Shim 1.2 mm	54	*	1
70-8460	Fuel Pump Assembly	20	2	1	72-5020	Shaft - Pinion	55	47	1
70-8530	Wire - Fuel Pump	20	28	1	72-5030	Pin - Dowel	55	45	2
70-8560	Retainer - Glow Resister	31	45	1	72-5040	Washer - Gear, Diff.	54	11	1
70-8570	Breaker - Circuit	10	2	2	72-5070	Gasket	54	15	2
70-8620	Cap - Fuel Tank (Green)	20	23	1	72-5080	Gasket	54	14	2
70-8621	Cap - Fuel Tank (Black)	20	*	1	72-5090	Gear - Bevel	56	18	2
70-8640	Cap - Hydraulic Reservoir	13	8	1	72-5090	Gear - Bevel	54	21	2
70-8700	Pipe - Fuel Return	43	3	1	72-5100	Spacer	54	20	2
70-8720	Spring - Tie Rod	47	22	1	72-5130	Vent	54	23	1
70-8760	Starter Assembly	48	1	1	72-5140	O-Ring	54	25	1
70-8770	Bracket - Front	48	3	1	72-5150	Plug	54	26	1
70-8780	Bracket - Center	48	6	1	72-5160	Shim .1mm	54	29	1
70-8870	Guide - Oil Level	43	8	1	72-5170	Shim .15 mm	54	*	1
70-8880	Dipstick	43	5	1	72-5180	Shim .5 mm	54	*	1
71-1520	Cap - Expansion Tank	50	7	1	72-5190	Shim .8 mm	54	*	1
71-2910	Bracket - Engine R.H. Rear	34	10	1	72-5200	Shim 1.0 mm	54	*	1
71-4330	Seal	24	41	1	72-5210	Shim 1.2 mm	54	*	1
71-4350	Nut	23	20	1	72-5360	Ring - Retaining	54	19	2
71-4450	Bolt - Wheel	53	39	10	72-5370	Ring - Retaining	54	22	2
71-4570	Housing - Clutch	58	23	1	72-5440	Pin - Spring	55	46	1
71-4580	Clutch - Roller	58	22	2	72-5460	O-Ring	54	32	1
71-4590	Washer - Thrust	58	14	2	72-5510	Gear Box - Axle	56	23	2
71-4740	Tie Rod End Assembly	53	33	2	72-5520	Case - Knuckle	56	38	2
71-4760	Seal - Tie Rod End	53	32	2	72-5540	Case - Knuckle	56	30	2
72-3420	Shaft - Slip Yoke	58	9	1	72-5550	Cover	56	26	2
72-3440	Yoke - Shaft	58	12	1	72-5560	Pin - King, Knuckle	56	20	2
72-3560	Decal - 4 Wheel Drive	2	52	1	72-5570	Shaft - Axle, Outer	56	35	2
72-3560	Decal - 4 Wheel Drive	11	48	1	72-5580	Gear - Bevel	56	5	4
72-3570	Shim .094 - Diff. Adjust.	23	22	A/R	72-5590	Retainer - Bearing	56	15	2
72-3571	Shim .096 - Diff. Adjust.	23	*	A/R	72-5600	Washer - Thrust	56	21	2
72-3572	Shim .098 - Diff. Adjust.	23	*	A/R	72-5620	Gasket	56	1	4
72-3573	Shim .100 - Diff. Adjust.	23	22	A/R	72-5630	Gasket	56	16	2
72-3574	Shim .102 - Diff. Adjust.	23	*	A/R	72-5640	Bearing - Needle	56	22	2
72-3575	Shim .104 - Diff. Adjust.	23	*	A/R	72-5650	Hub - Wheel	56	34	2
72-3576	Shim .106 - Diff. Adjust.	23	*	A/R	72-5660	Washer - Shaft, Wheel	56	33	2
72-3577	Shim .108 - Diff. Adjust.	23	*	A/R	72-5670	Pin - Dowel	56	7	4
72-3578	Shim .110 - Diff. Adjust.	23	*	A/R	72-5680	Spacer	56	19	2
72-3580	Shim .112 - Diff. Adjust.	23	*	A/R	72-5720	Ring - Retaining	56	4	2
72-3581	Shim .114 - Diff. Adjust.	23	*	A/R	72-5730	Seal - Oil	56	24	4
72-3582	Shim .116 - Diff. Adjust.	23	*	A/R	72-5740	Seal - Oil	56	2	2
72-3583	Shim .118 - Diff. Adjust.	23	*	A/R	72-5770	Nut - Castle	56	32	2
72-3584	Shim .120 - Diff. Adjust.	23	*	A/R	72-5780	Key	56	36	2
72-3585	Shim .125 - Diff. Adjust.	23	*	A/R	72-5790	Screw - Cap, M6 x 18	56	13	12
72-3586	Shim .127 - Diff. Adjust.	23	*	A/R	72-5800	Bolt	54	1	8
72-3587	Shim .129 - Diff. Adjust.	23	*	A/R	72-5810	Bolt	54	7	8
72-3588	Shim .131 - Diff. Adjust.	23	*	A/R	72-5820	Plug	54	28	1
72-3590	Shim .133 - Diff. Adjust.	23	*	A/R	72-5840	Gasket	54	27	1
72-3591	Shim .135 - Diff. Adjust.	23	*	A/R	72-6140	Cover - Rear	49	27	1
72-3592	Shim .137 - Diff. Adjust.	23	*	A/R	74-0720	Tube - Manual	6	10	1
72-3593	Shim .139 - Diff. Adjust.	23	*	A/R	74-5520	Clutch - Fan	35	53	1
72-3594	Shim .141 - Diff. Adjust.	23	*	A/R	74-5950	Swell Latch Assembly	1	21	3
72-3595	Shim .143 - Diff. Adjust.	23	*	A/R	74-9100	Pad - Forward	5	12	1
72-3596	Shim .145 - Diff. Adjust.	23	*	A/R	74-9110	Pad - Reverse	5	14	1
72-3597	Shim .147 - Diff. Adjust.	23	*	A/R	75-0010	Transmission Assembly	21	9	1
72-3598	Shim .149 - Diff. Adjust.	24	22	A/R	75-0020	Housing	26	5	1
72-3600	Shim .151 - Diff. Adjust.	24	*	A/R	75-0030	Gasket - Housing	26	46	1
72-3620	Gear & Pinion Assembly	24	*	1	75-0040	Center Section	26	18	1
72-4380	Seal Kit	69	*	1	75-0060	Plug	26	20	4
72-4870	Case - Differential	54	24	1	75-0070	Plug	26	41	1
72-4880	Cover	54	2	1	75-0090	Screw - Cap Hex Hd.	26	9	8
72-4890	O-Ring	54	3	1	75-0110	Screw - Cap Hex Hd.	26	35	2
72-4900	Case - Differential	54	8	1	75-0120	Screw - Cap Hex Hd.	26	28	1
72-4910	Flange - Case, Diff.	54	12	1	75-0130	Screw - Cap Hex Hd.	26	24	3
72-4930	Gear - Side, Differential	54	9	1	75-0140	Spring - Conical	26	26	1
72-4940	Gear - Side, Differential	55	40	1	75-0150	Guide - Seal	26	2	1
72-4950	Gear - Pinion, Differential	54	10	2	75-0170	Plug - Straight Thread	26	19	4
72-4960	Shim .1 mm	54	5	1	75-0180	Screw - Cap Hex Hd.	26	36	2
72-4970	Shim .15 mm	54	*	1	75-0190	Plug - Special	26	27	2

*Not Illustrated

PART NUMBER INDEX (Continued)

Part No.	Description	Pg. Ref. No. No. Qty.	Part No.	Description	Pg. Ref. No. No. Qty.
75-0200	Plug - Straight Thread	26 38 2	75-1280	Decal - Warning (English)	1 22 1
75-0210	O-Ring	26 6 2	75-1290	Bearing	77 5 4
75-0220	Pin	27 48 2	75-1290	Bearing Assembly	70 14 2
75-0230	Seal - Lip	26 8 1	75-1290	Bearing Assembly	71 14 2
75-0240	O-Ring	26 21 6	75-1300	Hydraulic Filter Head Assy.	13 31 1
75-0250	Spring	26 22 1	75-1310	Element - Hydraulic Filter	13 34 1
75-0260	Valve - Relief	26 23 4	75-1330	Filter - Oil	21 27 1
75-0270	Spring	26 39 1	75-1350	Cable - Throttle	6 20 1
75-0280	Spring	26 42 1	75-1360	Cable - Battery (Ground)	34 20 1
75-0290	Spring	26 43 1	75-1370	Battery Cable Assy. (+)	50 17 1
75-0310	Shim	26 40 1	75-1380	Belt - V	34 44 1
75-0320	Nipple	26 37 1	75-1390	Panel - Access	2 39 1
75-0330	Seal - Lip	26 34 1	75-1400	Motor - Hydraulic	19 21 5
75-0340	Bearing - Needle	26 33 1	75-1400	Reel Motor Assembly	68 29 1
75-0350	Pin	26 31 1	75-1410	Panel - Floor	2 41 1
75-0360	Gerotor	26 30 1	75-1420	Cover - Steering Tower	1 2 1
75-0370	O-Ring	26 29 1	75-1430	Brake Pedal Assembly R.H.	5 35 1
75-0380	Plate - Valve	26 15 1	75-1440	Pedal - Brake L.H.	5 33 1
75-0390	Plate - Swash	26 12 1	75-1470	Shaft - Brake Pedal	5 36 1
75-0400	Plate - Thrust	26 13 2	75-1490	Rod - Parking Brake	3 13 1
75-0410	O-Ring	26 3 1	75-1520	Assembly - Roller, Wiehle	78 43 1
75-0430	Ring - Retaining	26 1 1	75-1520	Wiehle Roller Assembly	70 15 1
75-0440	Shaft - Motor	26 45 1	75-1520	Wiehle Roller Assembly	71 15 1
75-0450	Collar	27 50 1	75-1560	Deflector - Rear	68 9 1
75-0460	Bearing - Ball	27 51 2	75-1600	Carrier Frame Assembly	70 3 1
75-0470	Cylinder Block Kit	26 14 2	75-1600	Carrier Frame Assembly	71 3 1
75-0480	Pin	26 10 2	75-1610	Bracket - HOC Rear R.H.	70 * 1
75-0490	Plate - Valve	26 44 1	75-1610	Bracket - HOC Rear R.H.	71 * 1
75-0500	Bearing - Needle	26 16 2	75-1620	Bracket - HOC Rear L.H.	70 7 1
75-0510	Pin	26 17 2	75-1620	Bracket - HOC Rear L.H.	71 7 1
75-0520	Bearing - Ball	26 4 1	75-1710	Support	77 1 1
75-0540	Tether - Cap	13 7 1	75-1710	Support - Cutting Unit	70 19 1
75-0550	Strainer - Suction	13 29 1	75-1710	Support - Cutting Unit	71 19 1
75-0560	Wheel - Steering	3 4 1	75-1720	Flap - Rear Shield	68 11 2
75-0570	Cable - Hood	1 14 1	75-1740	Spring - Scraper	75 2 2
75-0580	Panel - Tower	3 10 1	75-1750	Scraper - Roller	75 1 1
75-0590	Panel - Control	11 14 1	75-1840	Assembly - Shield, Grass	78 50 1
75-0600	Steering Valve Assembly	3 26 1	75-1840	Shield - Grass	68 5 1
75-0600	Valve - Power Steering	4 * 1	75-1960	Bracket - HOC Front R.H.	70 * 1
75-0610	Tread - Foot R.H.	2 * 1	75-1960	Bracket - HOC Front R.H.	71 * 1
75-0620	Tread - Foot L.H.	2 37 1	75-1980	Bracket - HOC Front L.H.	70 13 1
75-0630	Tread - Foot Center	2 40 1	75-1980	Bracket - HOC Front L.H.	71 13 1
75-0640	Tread - Footrest R.H.	2 * 1	75-2010	Relief Cartridge Assembly	16 29 1
75-0650	Tread - Footrest L.H.	2 36 1	75-2020	Solenoid Assembly	16 36 2
75-0660	Decal - Reelmasterr 223D	1 8 2	75-2030	Solenoid Assembly N.O.	16 27 2
75-0670	Decal - Hood Trim L.H.	1 12 1	75-2040	Solenoid Assembly N.C.	16 8 1
75-0680	Decal - Hood Trim R.H.	1 * 1	75-2050	Solenoid Assembly N.C.	16 24 3
75-0720	Housing - Lower	24 34 1	75-2060	Rotary Cartridge Assembly	16 23 2
75-0730	Decal - Instructions	2 48 1	75-2070	Plug - Orifice	16 31 2
75-0750	Decal - Backlap Switch	31 41 1	75-2080	Seal Kit	16 7 10
75-0760	Decal - Solenoid Info.	6 40 1	75-2090	Seal Kit	16 35 3
75-0800	Gear Pump Assembly	29 18 1	75-2120	Clevis W.A.	66 12 1
75-0810	Decal - Caution (English)	22 48 2	75-2150	Control Manifold Assembly	15 6 1
75-0900	Engine Assembly	34 22 1	75-2160	Bearing - Flange	70 18 2
75-0920	Relief Cartridge Assembly	16 28 1	75-2160	Bearing - Flange	71 18 2
75-0930	Hook - Oil Cooler	32 50 4	75-2160	Bushing - Flange	77 2 2
75-0940	Guard - Flywheel	33 22 1	75-2170	Tube - Pump Control	5 37 1
75-1010	Toggle Switch Assembly	11 16 1	75-2240	Hose - Radiator Upper	31 18 1
75-1020	Switch - Backlap	31 38 1	75-2260	Hose - Radiator Lower	31 21 1
75-1040	Cooler - Oil	31 2 1	75-2430	Coupling - Transmission	29 7 1
75-1070	Muffler	33 11 1	75-2460	Hose - Air Cleaner	50 1 1
75-1080	Tank - Fuel	20 24 1	75-2460	Hose - Air Cleaner	34 15 1
75-1100	Support - Axle	53 5 1	75-2810	Clamp - Steering Valve	3 3 1
75-1170	Reservoir - Hydraulic	13 1 1	75-2820	Grill - Hood	1 7 1
75-1180	Manifold	18 7 2	75-2830	Bracket - Engine L.H. Rear	34 28 1
75-1180	Manifold - Hydraulic	17 21 1	75-2850	Hose - Expansion Tank	50 9 1
75-1190	Manifold - Hydraulic	17 18 1	75-2850	Hose - Expansion Tank	31 10 1
75-1210	Nut - Lock	57 2 1	75-2860	Bracket - Hose	31 31 1
75-1220	Piston	57 3 1	75-2860	Bracket - Hose	1 35 1
75-1250	Seal Kit	57 6 1	75-2970	Pedal - Traction	5 13 1
75-1260	Head - Internal	57 4 1	75-3010	Joint - Arm	62 31 2
75-1270	Repair Kit	69 * 1	75-3010	Joint - Arm	61 54 3

*Not Illustrated

PART NUMBER INDEX (Continued)

3315-206

Part No.	Description	Pg. Ref. No. No. Qty.	Part No.	Description	Pg. Ref. No. No. Qty.
75-3040	Carrier Frame Assembly	61 44 1	75-4970	Element	45 8 3
75-3100	Transmission Support Assy.	21 7 1	75-4980	Lever - Governor Spring	47 7 1
75-3110	Collar - Transmission	21 8 1	75-4990	Spring - Governor	47 25 1
75-3140	Bracket - Air Cleaner	50 25 1	75-5000	Body	46 32 3
75-3270	Lever - Traction Pivot	5 8 1	75-5010	Bearing Set STD	36 8 3
75-3300	Frame - Seat	6 27 1	75-5020	Injector Pump Assembly	44 41 1
75-3390	Bracket - Backlap	31 39 1	75-5040	Gasket Kit	38 * 1
75-3400	Shaft - Seat Pivot	6 14 1	75-5050	Ring Set STD	36 11 3
75-3420	Lift Control Assembly	11 37 1	75-5060	Ring Set 0.25 mm OS	36 * 3
75-3430	Rod - Throttle	6 34 1	75-5070	Ring Set 0.50 mm OS	36 * 3
75-3480	Weldment-Upper	8 23 1	75-5080	Piston & Pin Set STD	36 10 3
75-3510	Bolt-Shoulder	8 26 2	75-5090	Piston & Pin Set	36 * 3
75-3530	Spring-Compression	8 3 1	75-5100	Piston & Pin Set	36 * 3
75-3540	Pin-Roll	8 6 1	75-5110	Cover Assy.	36 24 1
75-3550	Bumper-Seat	8 7 2	75-5120	Gasket	37 45 1
75-3580	Plate-Mounting, Seat	8 2 1	75-5160	Plate - Support	32 56 2
75-3680	Rod - Seat	6 18 1	75-5190	Decal - No Riders (English)	1 25 2
75-3710	Dipstick	13 4 1	75-5200	Bracket - Spring R.H.	60 * 1
75-3750	Pin - Pivot	62 38 2	75-5210	Bracket - Spring Center	60 16 1
75-3780	Fan	35 52 1	75-5220	Bracket - Spring L.H.	60 * 1
75-3790	Clevis W.A.	64 12 1	75-5240	Tube - Hydraulic	29 12 1
75-3810	Bracket - Roller	62 11 2	75-5240	Tube - Hydraulic	15 38 1
75-3840	Fender - R.H.	1 3 1	75-5250	Tube - Hydraulic	29 13 1
75-3860	Fender - L.H.	1 29 1	75-5250	Tube - Hydraulic	15 39 1
75-3880	Plate - Seat	6 15 1	75-5260	Knob - Locking	6 38 2
75-3920	Guide - Basket	72 12 1	75-5270	Spacer - Locking Knob	6 37 2
75-3930	Pin - Basket	72 4 2	75-5300	Rod - Hose Support	17 24 2
75-3940	Collar - Basket	72 10 1	75-5300	Rod - Hose Support	61 63 1
75-3950	Bracket - Basket	72 11 1	75-5310	Spacer - Bearing	34 5 1
75-3960	Spring - Torsion L.H.	72 * 1	75-5330	Clamp - Hose	60 8 3
75-3970	Spring - Torsion R.H.	72 9 1	75-5330	Clamp - Hydraulic Line	63 42 2
75-4010	Basket - Grass	72 1 1	75-5350	Pin - Cylinder Rod End	62 22 2
75-4020	Support - Basket Inner R.H.	72 * 1	75-5350	Pin - Cylinder Rod End	60 31 3
75-4030	Support - Basket Inner L.H.	72 3 1	75-5360	Pin - Cylinder Cap End	63 39 2
75-4040	Support - Basket Outer L.H.	72 15 1	75-5370	Mount - Clamp	60 36 1
75-4050	Support - Basket Outer R.H.	72 * 1	75-5380	Bracket - Clamp	60 38 1
75-4060	Screen - Radiator	31 1 1	75-5390	Roller	62 14 2
75-4080	Plate - Traction	28 15 1	75-5400	Shaft - Roller	62 13 2
75-4090	Switch Arm Assembly	28 21 1	75-5410	Bracket - Arm	61 53 2
75-4100	Control - Pump	28 25 1	75-5420	Lift Arm Assembly Center	60 40 1
75-4130	Plate - Switch	28 7 1	75-5430	Lift Arm Assy. Rear L.H.	62 * 1
75-4180	Pin - Rear Axle	53 44 1	75-5440	Lift Arm Assy. Rear R.H.	62 23 1
75-4220	Bracket - Fan	34 40 1	75-5450	Lift Arm Assembly R.H.	60 1 1
75-4250	Bracket - Expansion Tank	50 23 1	75-5460	Lift Arm Assembly L.H.	60 32 1
75-4260	Support - Radiator	31 5 1	75-5470	Spacer	28 12 2
75-4310	Shield - Radiator	31 30 1	75-5480	Manifold - Tank	13 14 1
75-4350	Shroud - Fan	31 12 1	75-5720	Hose - Hydraulic	13 19 1
75-4360	Bracket - Switch	6 8 1	75-5740	Box - Control	11 24 1
75-4370	Bracket - Switch (Seat)	6 3 1	75-5810	Box - Tool	1 26 1
75-4400	Adaptor - Transmission	29 8 1	75-5880	Hose - Hydraulic	60 6 1
75-4450	Hub - Fan Drive	34 6 1	75-5890	Hose - Hydraulic	17 7 1
75-4490	Bracket - Muffler	33 16 1	75-5890	Hose - Hydraulic	60 28 2
75-4520	Spring - Torsion R.H.	62 29 1	75-5890	Hose - Hydraulic	15 35 1
75-4530	Spring - Torsion L.H.	62 * 1	75-5900	Hose - Hydraulic	15 30 1
75-4550	Shaft - Center Arm Pivot	60 27 1	75-5900	Hose - Hydraulic	61 47 1
75-4590	Rod - Pivot	62 28 2	75-5910	Hose - Hydraulic	17 8 1
75-4630	Coupling - Driveshaft	33 7 1	75-5910	Hose - Hydraulic	61 60 1
75-4650	Bracket - Spring Rear L.H.	62 * 1	75-5940	Hose - Hydraulic	17 6 1
75-4690	Bracket - Spring Rear R.H.	62 6 1	75-5940	Hose - Hydraulic AUX	3 23 1
75-4700	Hose - Fuel	20 13 1	75-5950	Hose - Hydraulic	15 16 1
75-4701	Hose - Fuel	20 15 1	75-5950	Hose - Hydraulic	17 20 1
75-4701	Hose - Fuel Vent	31 24 1	75-5960	Hose - Hydraulic	19 16 1
75-4710	Harness - Warning Light	11 * 1	75-5960	Hose - Hydraulic	17 22 1
75-4710	Harness - Wire	11 * 1	75-5970	Hose - Hydraulic	19 20 1
75-4720	Fitting - Hydraulic 90	21 23 1	75-5970	Hose - Hydraulic	17 23 1
75-4900	Bearing Set STD	39 3 1	75-5980	Hose - Hydraulic	17 1 1
75-4910	Oil Pan Assembly	38 14 1	75-5980	Hose - Hydraulic	19 5 1
75-4920	Case	38 1 1	75-5990	Hose - Hydraulic	19 17 1
75-4930	Cylinder Head Assembly	40 28 1	75-5990	Hose - Hydraulic	15 37 1
75-4940	Brace - Alternator	49 23 1	75-6000	Hose - Hydraulic	15 4 1
75-4950	Gasket - Cylinder Head	40 25 1	75-6000	Hose - Hydraulic	19 6 1
75-4960	Block Assembly	39 1 1	75-6010	Hose - Hydraulic	19 15 1

*Not Illustrated

PART NUMBER INDEX (Continued)

Part No.	Description	Pg. Ref. No. No. Qty.	Part No.	Description	Pg. Ref. No. No. Qty.
75-6020	Hose - Hydraulic	17 11 1	75-6930	Valve - SCR	27 52 1
75-6020	Hose - Hydraulic	18 15 1	75-7540	Decal - Warning (English)	2 49 1
75-6030	Hose - Hydraulic	19 1 1	76-1910	Shaft-Pivot	8 12 2
75-6040	Hose - Hydraulic	19 10 1	76-1920	Bushing-Sleeve	8 9 4
75-6040	Hose - Hydraulic	15 27 1	76-1930	Knob-Tension Adjustment	8 19 1
75-6050	Hose - Hydraulic	19 14 1	76-1940	Spring-Extension	8 14 2
75-6050	Hose - Hydraulic	15 24 1	76-2460	Assembly - Bearing	77 35 2
75-6060	Hose - Hydraulic	18 12 1	76-2460	Bearing Assembly	58 5 1
75-6060	Hose - Hydraulic	15 33 1	76-2940	Bumper-Rubber	8 8 2
75-6070	Hose - Hydraulic	18 14 1	76-4690	Axle Coupling Assembly	58 15 1
75-6070	Hose - Hydraulic L.H. (Cap)	62 * 1	76-8640	Stud - Traction	28 23 1
75-6080	Hose - Hydraulic	18 13 1	76-8730	Decal - Bolt Torque	21 22 2
75-6080	Hose - Hydraulic L.H. (Rod)	62 * 1	76-8750	Plate - Caution	31 14 1
75-6100	Hose - Hydraulic	19 12 1	76-9430	Spring - Extension	28 8 1
75-6110	Hose - Hydraulic	19 9 1	77-0340	Screw - Spline	68 28 1
75-6120	Hose - Hydraulic	19 11 1	77-0340	Screw - Spline	78 53 1
75-6120	Hose - Hydraulic	15 15 1	77-0490	Decal - Bolt (English)	21 20 1
75-6130	Hose - Hydraulic	13 9 1	77-2870	Weldment-Hanger	8 18 1
75-6140	Hose - Hydraulic	13 30 1	77-2980	Arm - Knuckle	56 8 2
75-6140	Hose - Hydraulic R.H.	31 46 1	80-4860	Pin-Clevis	8 1 1
75-6150	Hose - Hydraulic	21 15 1	82-6490	Hose - Hydraulic	61 65 1
75-6150	Hose - Hydraulic	31 20 1	82-6510	Support H.O.C. - Right	78 45 1
75-6160	Hose - Hydraulic	15 21 1	82-6530	Support H.O.C. - Left	77 41 1
75-6160	Hose - Hydraulic L.H.	31 * 1	82-6540	Frame W.A. - Carrier	77 8 1
75-6170	Hose - Hydraulic	21 11 1	82-6570	Shaft - Reel	78 46 1
75-6170	Hose - Hydraulic	31 17 1	82-6600	Spacer	78 42 23
75-6180	Hose - Hydraulic	18 1 2	82-6630	Bracket - H.O.C. RH	77 4 1
75-6180	Hose - Hydraulic R.H.	62 16 2	82-6650	Bracket - H.O.C. LH	77 20 1
75-6190	Hose - Hydraulic	19 8 1	82-6680	Assembly - Roller, Rear	77 15 1
75-6200	Hose - Hydraulic	17 12 1	82-6710	Assembly - Frame W.A.	78 51 1
75-6200	Hose - Hydraulic	13 21 1	82-6740	Assy. - Scraper, Rear	77 9 1
75-6220	Hose - Hydraulic	53 23 1	82-6770	Spring - Scraper	77 18 2
75-6220	Hose - Hydraulic LT	3 24 1	82-6780	Deflector - Rear	77 24 1
75-6230	Hose - Hydraulic	53 24 1	82-6810	Plate - Bearing	77 26 2
75-6230	Hose - Hydraulic RT	3 18 1	82-6820	Spacer - Bearing	77 25 2
75-6240	Hose - Hydraulic	29 14 1	82-6830	Bracket - Scraper	74 *8 5
75-6240	Hose - Hydraulic IN	3 19 1	82-6830	Bracket - Scraper	73 8 1
75-6250	Hose - Hydraulic	13 17 1	82-6830	Bracket - Scraper	78 44 1
75-6250	Hose - Hydraulic OUT	3 25 1	82-6840	Spacer	76 9 10
75-6260	Cover - Tool Box	1 23 1	82-6870	Scraper W.A. - RH	78 56 1
75-6270	Cover - Control Box	11 15 1	82-6880	Scraper W.A. - LH	77 30 1
75-6280	Bracket - Hose	2 46 1	82-6890	Washer - Special	76 3 20
75-6290	Radiator	31 7 1	82-6910	Screw - Cap Hex. Hd.	53 26 4
75-6300	Sensor - Reed Switch	60 12 1	82-8110	Retainer - Oil Guide	44 44 1
75-6310	Magnet - Reed Switch	61 51 1	82-8270	Valve - Flow Control	18 9 1
75-6320	Sensor - Switch	6 6 1	82-8270	Valve - Flow Control	15 31 1
75-6330	Magnet - Switch	6 5 1	82-8520	Detent Assembly Kit	16 * 1
75-6340	Strainer - In-Line	21 35 1	82-9060	Adjuster W/Handle	8 13 1
75-6350	Hose	21 25 1	83-4700	Plate - Spring R.H.	76 * 5
75-6370	Cover - Sensor	61 49 1	83-4710	Plate - Spring L.H.	76 8 5
75-6380	Shaft - Fan	34 1 1	83-4720	Spring - Torsion R.H.	76 * 5
75-6390	Pulley - Fan	34 3 1	83-4730	Spring - Torsion L.H.	76 7 5
75-6410	Yoke - Shaft	33 2 1	83-4780	Housing - Charge Pump	26 32 1
75-6420	Yoke - Slip Tube	33 3 1	83-4870	Bracket - High Scraper R.H.	74 *7 5
75-6490	Lever - Pedal Stop	5 20 1	83-4880	Bracket - High Scraper L.H.	74 *6 5
75-6510	Lever - Bracket	5 16 1	83-4890	Valve - SCR	26 25 1
75-6550	Disc - Friction	5 17 1	83-4900	Shaft - Traction	58 31 1
75-6580	Cable - Pedal	5 7 1	83-4910	Coupler - Pinion	24 40 1
75-6640	Fitting - Hydraulic 90	15 20 2	83-4930	Arm - Steering L.H.	53 31 1
75-6660	Cutting Unit Frame Assy.	70 10 1	83-4950	Arm - Steering R.H.	53 46 1
75-6660	Cutting Unit Frame Assy.	71 10 1	83-4970	Bracket - Bearing	58 3 1
75-6660	Frame - Cutting Unit	68 27 1	83-5010	Tie Rod Assembly	53 * 1
75-6690	Bar - Weight	80 3 1	83-5020	Tube & Clamp Assembly	53 12 1
75-6710	Decal - Fast/Slow	5 18 1	83-5030	Hydraulic Cylinder Assembly	53 28 1
75-6820	Meter - Hour	11 47 1	83-5040	Washer	53 15 1
75-6830	Decal - Danger (English)	7 49 1	83-5100	Support - Cylinder	53 17 1
75-6840	Knob - Knurled	2 38 4	83-5110	Stop - Axle	53 6 2
75-6850	Tube - Oil Fill	21 40 1	83-5130	Spacer - Pinion	23 21 1
75-6870	Hose - Hydraulic Suction	13 28 1	83-5150	Pin - Cylinder	53 18 1
75-6870	Hose - Suction	29 1 1	83-5160	Shim	53 29 2
75-6880	Screen - Spark Arrester	33 * 1	83-5170	Stop - Cutting Unit	59 2 1
75-6910	Solenoid Assembly	16 37 1	83-5180	Shim - Axle	53 35 2

*Not Illustrated

PART NUMBER INDEX (Continued)

3315-206

Part No.	Description	Pg. Ref.		Part No.	Description	Pg. Ref.	
		No.	No. Qty.			No.	No. Qty.
83-5190	Drive Shaft Assembly	58	* 1	86-7220	Gear - Pinion	21	32 1
83-5210	H.O.C. - Right Rear	74	1 5	86-7230	Gear-Spur	23	14 1
83-5230	H.O.C. - Left Rear	74	3 5	86-7330	Seal Repair Kit	64	* 1
83-5240	Support - Front R.H.	74	5 5	86-7330	Seal Repair Kit	66	* 1
83-5250	Support - Front L.H.	74	4 5	86-7520	Trunion Cover Assy. R.H.	26	7 1
83-5260	Tube - Slip Yoke	58	11 1	86-7530	Trunion Cover Assy. L.H.	27	49 1
83-5270	Tube - Axle, R.H.	54	16 1	86-7540	Shaft - Pump	26	11 1
83-5280	Axle - R.H.	54	17 1	86-7550	Connector - Cover (2 Way)	11	* 2
83-5290	Tube - Axle, L.H.	55	44 1	86-7560	Connector - Cover (3 Way)	11	* 3
83-5310	Axle - L.H.	55	41 1	86-9190	Hose - Hydraulic	15	14 2
83-5330	Washer - Bearing	55	38 1	86-9200	Sleeve - Pump	29	6 1
83-5340	Nut - Bearing	55	37 1	88-0430	Decal - A.C.E.	2	51 2
83-5350	Case - Bearing	54	33 1	88-0440	Decal - Floor Plate	17	27 1
83-5360	Seal - Oil	54	36 1	32151-12	Ring - Retaining	71	23 2
83-5370	Ring & Pinion Assembly	55	* 1	217-74	Bolt - Bedbar	68	33 2
83-5380	Piston Rod Assembly	57	5 1	217-120	Rim	22	46 2
83-6780	Pin - Cylinder (Long)	61	61 2	217-121	Rim	53	38 2
83-6790	Pin - Cylinder (Short)	61	43 1	218-446	Nut - Locking	11	10 1
83-6930	Bracket - Scraper R.H.	73	2 1	218-447	Washer - E.T.L.W.	11	11 1
83-6940	Bracket - Scraper L.H.	73	4 1	218-498	Nut - Hex.	11	4 2
83-6950	Bracket - Scraper R.H.	73	1 1	218-498	Nut - Lock	31	42 2
83-6980	Bracket - Scraper L.H.	73	5 1	218-573	Fuse - 5A	11	20 10
83-7370	Roof	67	1 1	218-578	Fuse - 10A	11	* 1
83-7380	Insulation - Roof	67	14 1	218-579	Wire - Fuel Pump	20	29 1
83-7390	Clip	67	2 2	218-590	Switch - Micro	11	38 2
83-7400	Ear - Lift	67	3 2	218-594	Fuse - 20A	11	* 1
83-7410	Roll - Bar	67	13 1	219-17	Bulb - Light	11	* 4
83-7420	Washer - Rubber	67	15 6	219-19	Bulb - Light	11	28 3
83-7430	Decal - Danger	67	12 1	231-134	Tire	21	45 2
83-7440	Decal - Knob (English)	7	52 1	231-141	Tire	53	37 2
83-7450	Decal - Down (English)	32	60 1	232-27	Stem - Valve	22	47 2
83-7460	Spacer - Wheel	53	41 2	232-35	Valve - Stem	53	40 2
83-7470	Shim	58	2 2	233-17	Knob - Parking Brake	3	9 1
83-7480	Hydraulic Cylinder Assembly	60	7 1	233-42	Knob	5	19 1
83-7490	Hydraulic Cylinder Assy.	61	67 1	233-42	Knob - Throttle	6	35 1
84-1670	Head	64	9 1	237-21	Seal - O-Ring	17	2 6
84-1670	Head	66	9 1	237-21	Seal - O-Ring	18	2 7
84-1680	Ring-Retaining	64	11 1	237-21	Seal - O-Ring	19	4 8
84-1680	Ring-Retaining	66	11 1	237-21	Seal - O-Ring	60	5 6
84-1710	Piston	65	4 1	237-21	Seal - O-Ring	15	18 6
84-1720	Head	65	9 1	237-21	Seal - O-Ring	62	18 4
84-1730	Ring-Retaining	65	11 1	237-21	Seal - O-Ring	53	22 2
84-1740	Clevis W.A.	65	12 1	237-21	Seal - O-Ring	13	26 1
84-1760	Seal repair Kit	65	* 1	237-22	Seal - O-Ring	15	1 4
84-5280	Pin - Spring	16	38 1	237-22	Seal - O-Ring	21	12 2
84-8320	Insert - Hinge	60	10 4	237-22	Seal - O-Ring	17	13 4
85-4330	Cover - Gear	21	4 1	237-22	Seal - O-Ring	3	14 5
85-4340	Plate - Sensor Mounting	22	52 1	237-22	Seal - O-Ring	29	15 1
85-4350	Sensor - Gear Tooth	21	44 1	237-22	Seal - O-Ring	19	19 10
85-4360	Harness - Wire Main	10	1 1	237-22	Seal - O-Ring	13	23 3
85-4400	Controller - Electronic	11	31 1	237-30	Seal - O-Ring	29	11 2
85-4420	Gauge - Speedometer	11	2 1	237-30	Seal - O-Ring	15	13 4
85-4450	Bracket - Fuse Block	11	23 1	237-42	O-Ring	16	33 1
85-4600	Frame Assembly	1	32 1	237-42	Seal - O-Ring	15	3 4
85-4720	Decal - Instruction	11	27 1	237-42	Seal - O-Ring	17	16 2
85-4730	Decal - Hydraulic Oil	1	4 1	237-42	Seal - O-Ring	13	25 2
85-4730	Decal - Oil	17	26 1	237-65	Seal - O-Ring	13	10 5
85-4750	Box - Diagnostic-ACE	9	2 1	237-65	Seal - O-Ring	15	22 1
85-4820	Decal - Diagnostic-ACE	9	1 1	237-65	Seal - O-Ring	31	47 2
85-4830	Decal - Diagnostic Light	11	29 1	237-78	O-Ring	16	12 8
85-7180	Shaft - Roller	71	24 1	237-78	Seal - O-Ring	19	2 5
85-7190	Washer - Shield	71	22 2	237-78	Seal - O-Ring	17	3 7
85-7220	Rear Roller Assembly	70	16 1	237-78	Seal - O-Ring	60	3 6
85-7220	Rear Roller Assembly	71	16 1	237-78	Seal - O-Ring	18	4 8
85-9880	Hydraulic Cylinder Assembly	61	46 1	237-78	Seal - O-Ring	15	7 8
85-9880	Hydraulic Cylinder Assy.	63	40 2	237-78	Seal - O-Ring	21	16 1
85-9900	Plate - Spring Anchor	28	16 1	237-78	Seal - O-Ring	62	17 4
85-9910	Eyebolt	28	27 1	237-78	Seal - O-Ring	53	20 2
85-9970	Bearing Assembly	71	17 2	237-79	Seal - O-Ring	15	9 2
85-9980	Decal - ROPS	67	19 1	237-79	Seal - O-Ring	21	10 2
86-7190	Upper Housing	24	26 1	237-79	Seal - O-Ring	29	17 3
86-7200	Front Axle Assembly	21	43 1	237-79	Seal - O-Ring	19	18 10

*Not Illustrated

PART NUMBER INDEX (Continued)

Part No.	Description	Pg. Ref. No. No. Qty.	Part No.	Description	Pg. Ref. No. No. Qty.
237-79	Seal - O-Ring	14 45 1	281-10	Plug - Socket, Hex.	56 27 2
237-80	O-Ring	16 9 1	282-4	Clevis - Spring	62 2 2
237-81	Seal - O-Ring	13 12 4	282-4	Clevis - Spring	60 21 3
237-81	Seal - O-Ring	15 26 1	283-6	Pin - Clevis	62 9 2
237-81	Seal - O-Ring	21 26 2	283-6	Pin - Clevis	60 15 3
237-141	Bumper	2 42 2	283-58	Pin - Clevis	5 30 4
237-141	Grommet	6 41 1	284-3	Plug - Welch	58 20 1
237-156	O-Ring	16 14 8	302-5	Fitting - Grease	58 4 2
237-161	Seal - O-Ring	21 31 1	302-5	Fitting - Grease	70 4 4
237-162	Seal - O-Ring	29 5 1	302-5	Fitting - Grease	71 4 4
237-163	Seal - O-Ring	29 9 1	302-5	Fitting - Grease	60 11 6
237-165	Grommet	53 9 2	302-5	Fitting - Grease	64 13 1
237-181	Seal - O-Ring	21 3 1	302-5	Fitting - Grease	65 13 1
240-3	Grommet	32 51 2	302-5	Fitting - Grease	66 13 1
240-11	Grommet	20 27 3	302-5	Fitting - Grease	28 20 1
240-11	Grommet	13 39 3	302-5	Fitting - Grease	62 24 4
242-34	Stud-Flange, Axle	25 11 10	302-5	Fitting - Grease	5 39 1
249-48	Swell Latch Assembly	11 5 1	302-11	Fitting - Grease	53 49 1
251-347	Bearing - Ball	56 12 2	302-11	Fitting - Grease 45	77 14 6
2410-18	Plug	81 2 1	302-11	Fitting - Grease R.H. 45	68 * 1
2410-73	Retainer - Tether	13 5 1	302-55	Fitting - Grease	53 34 2
2411-36	Bearing - Rod End	5 2 1	302-58	Fitting - Grease	58 10 1
2412-3	Clamp - Hose	31 19 4	302-60	Fitting - Grease	70 2 1
2412-34	Clamp - Hose	29 2 1	302-60	Fitting - Grease	71 2 1
2412-34	Clamp - Hose	13 18 3	302-60	Fitting - Grease	77 6 1
2412-34	Clamp - Hose	21 24 2	302-60	Fitting - Grease L.H. 90	68 34 1
2412-36	Clamp - Drain	20 16 1	304-46	Drain - Radiator	32 52 1
2412-42	Clamp - Hose	50 2 1	304-46	Fitting - Drain	20 31 1
2412-74	Clamp - Hose	31 23 1	321-2	Screw - Cap Hex. Hd.	13 6 1
2412-81	Clamp - R	33 19 1	321-2	Screw - Cap Hex. Hd.	50 12 1
2412-92	Clamp - Hose	34 16 1	321-2	Screw - Cap Hex. Hd.	22 49 1
2412-93	Clamp - R	50 11 1	321-4	Screw - Cap Hex. Hd.	68 6 2
2412-93	Clamp - R	13 32 2	321-4	Screw - Cap Hex. Hd.	31 16 7
2412-93	Clamp - R	7 50 1	321-4	Screw - Cap Hex. Hd.	11 33 3
2412-103	Clamp - R	31 25 1	321-4	Screw - Cap Hex. Hd.	60 35 2
2412-108	Clamp - Hose	50 8 1	321-4	Screw - Cap Hex. Hd.	6 46 1
2412-108	Clamp - Hose	31 9 1	321-4	Screw - Cap Hex. Hd.	78 49 2
2412-108	Clamp - Hose	20 12 7	321-4	Screw - Cap Hex. Hd.	35 50 1
2412-108	Clamp-Hose	52 5 2	321-6	Screw - Cap Hex. Hd.	50 24 2
2412-126	Clamp - R	35 54 1	321-8	Screw - Cap Hex. Hd.	20 6 2
2412-133	Clamp - R	6 42 2	321-11	Screw - Cap Hex. Hd.	17 5 4
251-8	Bearing - Ball	56 6 2	321-11	Screw - Cap Hex. Hd.	18 6 4
251-77	Collar - Lock	77 37 2	321-23	Screw - Cap Hex. Hd.	76 10 10
251-77	Collar - Locking	58 25 1	321-23	Screw - Cap Hex. Hd.	13 13 2
251-259	Bearing	76 4 10	321-39	Screw - Cap Hex. Hd.	1 10 7
251-259	Bearing - Ball	28 11 2	321-39	Screw - Cap Hex. Hd.	11 26 2
251-263	Bearing - Ball	56 25 2	322-1	Screw - Cap Hex. Hd.	72 13 1
251-318	Bearing - Ball	34 7 2	322-2	Screw - Cap Hex. Hd.	31 40 2
251-337	Bearing - Ball	58 26 1	322-2	Screw - Cap Hex. Hd.	35 51 4
251-337	Bearing - Ball	77 34 2	322-3	Screw - Cap Hex. Hd.	3 1 2
251-344	Bearing - Ball	54 4 1	322-3	Screw - Cap Hex. Hd.	6 13 9
251-345	Bearing - Ball	54 13 1	322-3	Screw - Cap Hex. Hd.	34 14 4
251-348	Bearing - Ball	56 3 2	322-3	Screw - Cap Hex. Hd.	28 18 2
251-349	Bearing - Ball	56 17 2	322-3	Screw - Cap Hex. Hd.	5 25 8
251-350	Bearing - Ball	54 18 2	322-3	Screw - Cap Hex. Hd.	1 27 4
253-61	Seal - Oil	68 22 1	322-3	Screw - Cap Hex. Hd.	15 28 4
253-96	Seal - Oil	68 32 2	322-3	Screw - Cap Hex. Hd.	50 28 6
253-155	Seal	58 13 2	322-3	Screw - Cap Hex. Hd.	11 35 4
254-65	Cone-Tapered Bearing	24 28 2	322-3	Screw - Cap Hex. Hd.	78 55 2
254-66	Cup-Tapered Bearing	24 27 2	322-4	Screw - Cap Hex. Hd.	33 12 1
254-72	Cup - Bearing	68 15 2	322-4	Screw - Cap Hex. Hd.	50 15 3
254-91	Cone-Bearing	24 23 1	322-4	Screw - Cap Hex. Hd.	31 32 2
254-94	Cone - Bearing	68 16 2	322-4	Screw - Cap Hex. Hd.	1 33 2
254-108	Bearing - Roller, Tapered	54 31 1	322-5	Screw - Cap Hex. Hd.	68 1 1
254-109	Bearing - Roller, Tapered	55 39 1	322-5	Screw - Cap Hex. Hd.	31 3 10
256-42	Bushing - Sleeve	5 34 2	322-5	Screw - Cap Hex. Hd.	62 4 6
256-113	Bushing - Flange	28 19 2	322-5	Screw - Cap Hex. Hd.	1 18 4
256-115	Washer - Thrust	62 26 6	322-5	Screw - Cap Hex. Hd.	60 26 3
256-115	Washer - Thrust	61 41 11	322-5	Screw - Cap Hex. Hd.	34 35 8
256-236	Bearing - Flange	5 24 4	322-5	Screw - Cap Hex. Hd.	78 54 1
256-287	Bushing - Flange	62 30 4	322-6	Screw - Cap Hex.	63 46 2
281-7	Plug - Pipe, Square Hd.	56 37 2	322-6	Screw - Cap Hex. Hd.	72 6 1

*Not Illustrated

PART NUMBER INDEX (Continued)

3315-206

Part No.	Description	Pg. No.	Ref. No.	Qty.	Part No.	Description	Pg. No.	Ref. No.	Qty.
322-6	Screw - Cap Hex. Hd.	32	59	1	3231-2	Bolt - Carriage	70	5	2
322-7	Screw - Cap Hex. Hd.	28	10	1	3231-2	Bolt - Carriage	71	5	2
322-7	Screw - Cap Hex. Hd.	77	40	6	3231-3	Bolt - Carriage	77	21	2
322-8	Screw - Cap Hex. Hd.	58	19	4	3234-14	Screw - Hex. Washer Hd.	1	30	14
322-9	Screw - Cap Hex. Hd.	33	1	2	3234-23	Screw - Hex. Flange Hd.	79	5	6
322-9	Screw - Cap Hex. Hd.	76	1	10	3242-1	Screw - Set	77	19	4
322-10	Screw - Cap Hex. Hd.	28	3	1	3242-1	Screw - Set Sq. Hd.	74	2	20
322-11	Screw - Cap Hex. Hd.	34	39	1	3242-1	Screw - Sq. Hd. Set	70	8	4
322-12	Screw - Cap Hex. Hd.	33	23	2	3242-1	Screw - Sq. Hd. Set	71	8	4
322-12	Screw - Cap Hex. Hd.	63	43	2	3243-13	Screw - Sq. Hd. Set	68	8	4
323-2	Screw - Cap Hex. Hd. L.H.	68	21	1	3245-35	Screw - Set	58	24	1
323-4	Screw - Cap Hex. Hd.	14	43	2	3245-35	Screw - Set	77	33	2
323-4	Screw - Cap Hex. Hd.	7	47	2	3250-29	Screw - Cap Hex. Hd.	6	7	4
323-5	Screw - Cap Hex. Hd.	20	25	3	3250-45	Screw - Pan Hd.	67	10	6
323-5	Screw - Cap Hex. Hd.	13	36	3	3253-3	Washer - Lock	58	16	6
323-6	Screw - Cap Hex. Hd.	53	1	4	3253-3	Washer - Lock	67	16	6
323-6	Screw - Cap Hex. Hd.	59	1	1	3253-3	Washer - Lock	11	32	3
323-6	Screw - Cap Hex. Hd.	72	2	2	3253-3	Washer - Lock	6	32	1
323-6	Screw - Cap Hex. Hd.	67	5	2	3253-3	Washer - Lock	22	50	1
323-6	Screw - Cap Hex. Hd.	34	9	2	3253-4	Washer - Lock	3	2	2
323-6	Screw - Cap Hex. Hd.	70	12	2	3253-4	Washer - Lock	68	2	1
323-6	Screw - Cap Hex. Hd.	71	12	2	3253-4	Washer - Lock	76	2	10
323-6	Screw - Cap Hex. Hd.	77	28	6	3253-4	Washer - Lock	72	7	2
323-7	Screw - Cap Hex. Hd.	70	21	4	3253-4	Washer - Lock	62	10	2
323-7	Screw - Cap Hex. Hd.	71	21	4	3253-4	Washer - Lock	6	12	4
323-7	Screw - Cap Hex. Hd.	78	48	4	3253-4	Washer - Lock	1	17	14
323-8	Screw - Cap Hex. Hd.	5	3	1	3253-4	Washer - Lock	28	17	2
323-8	Screw - Cap Hex. Hd.	34	42	1	3253-4	Washer - Lock	15	29	4
323-9	Screw - Cap Hex. Hd.	79	3	2	3253-4	Washer - Lock	77	39	7
323-9	Screw - Cap Hex. Hd.	53	11	2	3253-4	Washer - Lock	35	49	4
323-9	Screw - Cap Hex. Hd.	50	19	1	3253-4	Washer - Lock	32	53	5
323-9	Screw - Cap Hex. Hd.	35	55	1	3253-5	Washer - Lock	29	4	2
323-10	Screw - Cap Hex. Hd.	60	39	1	3253-6	Washer - Lock	67	*	2
323-11	Screw - Cap Hex. Hd.	34	32	3	3253-6	Washer - Lock	8	25	2
323-12	Screw - Cap Hex. Hd.	29	3	2	3253-7	Washer - Lock	67	7	9
323-12	Screw - Cap Hex. Hd.	21	28	2	3253-7	Washer - Lock	63	44	4
323-12	Screw - Cap Hex. Hd.	61	56	2	3253-7	Washer - Lock	61	58	6
323-20	Screw - Cap Hex. Hd.	21	42	2	3253-15	Washer - Lock	20	9	5
323-49	Screw - Cap Hex. Hd.	70	6	2	3253-21	Washer - Lock	70	11	2
323-49	Screw - Cap Hex. Hd.	71	6	2	3253-21	Washer - Lock	71	11	2
323-49	Screw - Special	77	13	2	3253-21	Washer - Lock	50	20	1
323-50	Screw - Cap Hex. Hd.	75	5	2	3253-21	Washer - Lock	21	29	2
323-53	Screw - Cap Hex. Hd.	77	10	2	3253-21	Washer - Lock	77	29	6
324-6	Screw - Cap Hex. Hd.	21	21	4	3253-21	Washer - Lock	14	42	2
324-23	Screw - Cap, Hex Hd.	23	11	4	3253-21	Washer - Lock	35	56	1
325-4	Screw - Cap Hex. Hd.	62	36	4	3253-27	Washer - Lock	80	2	2
325-4	Screw - Cap Hex. Hd.	61	59	6	3255-8	Washer - Lock	34	18	2
325-5	Screw - Cap Hex. Hd.	53	3	4	3255-8	Washer - Lock	23	2	8
325-5	Screw - Cap Hex. Hd.	67	8	9	3255-9	Washer - E.T.L.W.	68	31	4
325-7	Screw - Cap Hex. Hd.	21	6	2	3255-9	Washer - Lock E.T.L.W.	34	30	1
325-8	Screw - Cap Hex. Hd.	80	4	2	3256-1	Washer - Flat	68	7	2
327-2	Screw - Cap Hex. Hd.	53	4	1	3256-1	Washer - Flat	11	13	5
328-7	Screw - Cap Hex. Hd.	60	18	4	3256-1	Washer - Flat	3	29	2
328-12	Screw - Cap Hex. Hd.	60	13	2	3256-1	Washer - Flat	2	44	10
3210-7	Screw - Cap, Hex Hd.	23	19	8	3256-1	Washer - Flat	78	47	2
3212-4	Screw - Cap Hex. Hd.	67	*	2	3256-2	Washer - Flat	6	11	8
3217-6	Nut - Hex.	28	28	1	3256-3	Washer - Flat	1	24	4
3217-9	Nut - Hex.	80	1	2	3256-3	Washer - Flat	11	34	4
3217-9	Nut - Lock	67	9	3	3256-5	Washer - Flat	8	4	1
3218-1	Nut - Jam	21	2	1	3256-6	Washer - Flat	62	33	4
3218-3	Nut - Hex. Jam	77	11	4	3256-6	Washer - Flat	61	57	6
3218-3	Nut - Jam	75	4	4	3256-13	Washer - Flat	32	55	7
3219-2	Nut	23	1	8	3256-22	Washer - Flat	20	4	2
3219-14	Nut - Hex.	81	3	1	3256-22	Washer - Flat	5	6	2
3220-3	Nut - Jam	5	1	2	3256-22	Washer - Flat	3	11	4
3220-6	Nut	4	27	1	3256-22	Washer - Flat	67	11	6
3220-6	Nut - Steering Wheel	3	8	1	3256-22	Washer - Flat	31	15	4
3220-18	Nut - Jam	77	32	1	3256-22	Washer - Flat	60	34	2
3230-1	Bolt - Carriage	74	*9	10	3256-23	Washer - Flat	74	*11	10
3230-1	Bolt - Carriage	73	3	2	3256-23	Washer - Flat	31	4	12
3230-2	Bolt - Carriage	34	13	1	3256-23	Washer - Flat	73	6	2
3230-3	Bolt - Carriage	58	1	3	3256-23	Washer - Flat	62	8	10

*Not Illustrated

PART NUMBER INDEX (Continued)

Part No.	Description	Pg. No.	Ref. No.	Qty.	Part No.	Description	Pg. No.	Ref. No.	Qty.
3256-23	Washer - Flat	3	15	6	3296-29	Nut - Lock	62	7	6
3256-23	Washer - Flat	1	16	6	3296-29	Nut - Lock	73	7	2
3256-23	Washer - Flat	60	25	3	3296-29	Nut - Lock	28	9	4
3256-23	Washer - Flat	50	27	2	3296-29	Nut - Lock	33	17	5
3256-23	Washer - Flat	34	38	5	3296-29	Nut - Lock	34	21	9
3256-23	Washer - Flat	77	38	8	3296-29	Nut - Lock	5	23	8
3256-23	Washer - Lock E.T.L.W.	3	31	1	3296-29	Nut - Lock	50	26	4
3256-24	Washer	8	5	1	3296-29	Nut - Lock	31	27	10
3256-24	Washer - Flat	53	2	2	3296-29	Nut - Lock	6	39	9
3256-24	Washer - Flat	75	3	4	3296-29	Nut - Lock	61	45	3
3256-24	Washer - Flat	5	4	1	3296-29	Nut - Lock	78	52	2
3256-24	Washer - Flat	67	4	4	3296-39	Nut - Lock	59	3	1
3256-24	Washer - Flat	77	12	8	3296-39	Nut - Lock	53	8	2
3256-24	Washer - Flat	6	16	3	3296-39	Nut - Lock	70	9	8
3256-24	Washer - Flat	50	21	1	3296-39	Nut - Lock	71	9	8
3256-24	Washer - Flat	60	24	3	3296-39	Nut - Lock	77	16	8
3256-24	Washer - Flat	62	34	4	3296-39	Nut - Lock	67	18	2
3256-24	Washer - Flat	34	37	4	3296-39	Nut - Lock	6	28	3
3256-24	Washer - Flat	14	41	2	3296-39	Nut - Lock	34	29	5
3256-25	Washer - Flat	21	38	4	3296-39	Nut - Lock	21	30	2
3256-26	Washer - Flat	28	2	1	3296-39	Nut - Lock	62	35	4
3256-26	Washer - Flat	67	6	9	3296-39	Nut - Lock	5	38	1
3256-26	Washer - Flat	3	22	1	3296-39	Nut - Lock	53	45	2
3256-26	Washer-Flat	8	24	2	3296-39	Nut - Lock	61	52	2
3256-46	Washer-Flat	8	20	1	3296-39	Nut - Lock L.H.	68	20	2
3256-49	Washer - Flat	68	10	4	3296-42	Nut - Lock	20	3	2
3256-49	Washer - Flat	72	16	10	3296-42	Nut - Lock	76	6	10
3256-69	Washer - Thrust	5	31	3	3296-42	Nut - Lock	1	9	10
3256-71	Washer - Flat	72	8	2	3296-42	Nut - Lock	18	10	4
3256-78	Washer - Flat	76	5	10	3296-42	Nut - Lock	50	10	3
3258-19	Screw-Machine	51	6	2	3296-42	Nut - Lock	31	11	7
3258-166	Screw - Phillip Hd.	11	12	5	3296-42	Nut - Lock	68	13	2
3258-166	Screw - Phillip Hd.	3	28	2	3296-42	Nut - Lock	13	15	2
3258-166	Screw - Phillip Hd.	2	45	3	3296-42	Nut - Lock	17	17	4
3269-3	Rivet - Pop	75	6	4	3296-42	Nut - Lock	11	22	7
3269-3	Rivet - Pop	77	17	4	3296-42	Nut - Lock	77	22	2
3269-13	Rivet - Pop	31	29	7	3296-42	Nut - Lock	3	30	2
3269-15	Rivet - Pop	32	49	8	3296-42	Nut - Lock	60	37	2
3269-28	Rivet - Pop	72	14	10	3296-42	Nut - Lock	34	47	1
3272-2	Pin - Cotter	5	5	2	3296-44	Nut - Lock	60	23	4
3272-4	Pin - Cotter	1	20	2	3296-44	Nut-Lock	8	22	1
3272-5	Pin - Cotter	3	17	3	3296-48	Nut - Lock	21	39	4
3272-10	Pin - Cotter	28	1	1	3296-51	Nut - Lock	60	19	6
3272-10	Pin - Cotter	62	3	2	3296-54	Nut - Lock	6	4	4
3272-10	Pin - Cotter	60	17	3	3296-56	Nut - Lock	22	53	2
3272-10	Pin - Cotter	3	21	1	3296-59	Nut - Lock	5	22	1
3272-10	Pin - Cotter	5	40	4	3296-59	Nut - Lock	6	36	2
3272-11	Pin - Cotter	53	10	1	3296-60	Nut - Reel	68	17	1
3272-11	Pin - Cotter	6	17	2	32104-76	Screw - Thread Forming	61	48	2
3272-17	Pin - Cotter	56	31	2	32105-1	Screw - Cap Hex. Hd.	11	43	1
3273-26	Screw - Hex. Socket Hd.	11	45	2	32105-8	Screw - Cap Hex. Hd.	31	43	2
3274-34	Screw - Socket Flat Hd.	58	30	1	32105-13	Screw - Cap Hex. Hd.	11	17	2
3274-64	Screw - Cap Hex. Hd.	58	17	6	32105-21	Screw	28	4	2
3290-93	Screw - Cap Hex. Hd.	11	39	4	32107-11	Nut-Square	51	5	2
3290-271	Rivet - Pop	31	13	2	32108-9	Screw - Machine	22	54	1
3290-354	Plate - Nut	11	36	2	32111-7	Nut - Acorn	67	17	6
3290-378	Tie - Cable	3	*	3	32120-74	Ring - Retaining	27	53	1
3290-378	Tie - Cable	53	25	1	32120-93	Ring - Retaining	62	20	4
3290-378	Tie - Cable	32	57	1	32120-93	Ring - Retaining	60	29	6
3290-379	Tie - Cable	60	14	3	32121-2	Pin - Roll	34	2	2
3290-379	Tie - Cable	63	45	1	32121-6	Pin - Roll	5	9	1
3290-409	Rivet - Pop	68	12	4	32121-11	Pin - Roll	72	5	1
3290-461	Washer - Belleville	5	21	1	32121-12	Pin - Roll	77	23	2
3290-488	Boot - Lift Control	11	40	1	32121-16	Pin - Roll	5	32	1
3290-489	Knob - Lift Control	11	3	1	32121-34	Pin - Roll	58	18	1
3296-2	Nut - Lock	11	18	3	32121-38	Pin - Roll	6	19	1
3296-9	Nut - Hex.	28	24	2	32121-45	Pin - Roll	5	10	2
3296-20	Nut - Lock	3	16	4	32121-50	Pin - Roll	5	41	1
3296-23	Nut - Lock	53	7	4	32121-122	Pin - Roll	62	32	2
3296-23	Nut - Lock	21	19	2	32121-122	Pin - Roll	61	55	3
3296-29	Nut - Lock	74	*10	10	32122-22	Screw	81	2	1
3296-29	Nut - Lock	58	6	7	32122-24	Screw - Round Hd.	20	10	5

*Not Illustrated

PART NUMBER INDEX (Continued)

3315-206

Part No.	Description	Pg. No.	Ref. No.	Qty.	Part No.	Description	Pg. No.	Ref. No.	Qty.
32128-19	Nut - Flange Lock	79	2	2	340-143	Fitting - Hydraulic 90	18	8	1
32128-25	Nut - Lock	50	29	3	340-143	Fitting - Hydraulic 90	15	32	1
32128-26	Nut-Flange	8	21	4	340-151	Fitting - Hydraulic Tee	17	14	1
32128-36	Nut - Flange Lock R.H.	68	*	2	353-512	Fitting - Hydraulic Plug	18	5	2
32136-13	Nut - Slotted	53	16	2	353-550	Fitting - Plug	14	44	1
32144-1	Screw - Cap Hex. Hd.	11	41	2	353-599	Pin-Dowel	69	3	2
32144-4	Screw - Self Tapping	53	19	1	353-682	Fitting - Hydraulic Straight	13	20	1
32144-10	Screw - Hex. Washer Hd.	13	33	2	353-781	Fitting-Elbow	52	1	2
32144-14	Screw - Self Tapping	61	66	3	353-886	Ring - Retaining	30	8	2
32144-18	Screw - Cap Hex. Hd.	11	46	2	353-922	Seal - Ring	30	6	6
32144-21	Screw	3	6	1	353-989	Plug	16	34	1
32144-22	Screw - Cap Hex. Hd.	28	13	4	353-990	Plug	16	11	10
32144-73	Screw - Self Tapping	68	3	5	353-991	Plug	16	13	8
32144-112	Screw - Cap Hex. Hd.	22	51	8	354-5	Coupling	30	14	2
32144-112	Screw-Thread Forming	23	13	8	354-13	Pin- Dowel	30	13	2
32149-1	Nut - Lock	34	45	1	354-14	Pin - Dowel	30	21	2
32149-7	Nut - Lock	31	26	2	354-15	Seal - Oil	30	22	1
32151-36	Ring - Retaining	62	15	4	354-16	Washer	30	4	4
32151-36	Ring - Retaining	61	42	6	354-20	Fitting - Fuel Tee	20	17	1
32151-41	Ring-Retaining	69	13	1	354-21	Fitting - Fuel Straight	20	18	1
32151-48	Ring - Retaining	62	5	2	354-22	Fitting - Fuel Straight	20	14	2
32151-48	Ring - Retaining	60	20	3	354-35	Gasket	30	29	1
32151-61	Ring - Retaining	62	12	4	354-36	Cap - Adjuster Valve	30	30	1
32151-62	Ring - Retaining	21	33	1	354-37	Adjuster - Valve	30	28	1
32151-87	Ring - Retaining	58	21	1	354-38	Ball - Valve	30	26	1
32151-94	Ring - Retaining	61	50	1	354-39	Spring - Compression	30	27	1
32152-10	Nut	64	2	1	354-44	Body Assy.	69	10	1
32152-10	Nut	65	2	1	354-45	Idler Gear Assembly	69	6	1
32152-10	Nut	66	2	1	354-46	Ring-Seal	69	8	1
3333-975	Tie - Cable	32	58	1	354-47	Cover Assy.	69	4	1
340-2	Fitting - Hydraulic Straight	15	5	1	354-48	Plate Assembly-Load	69	9	1
340-3	Fitting - Hydraulic Straight	21	14	1	354-49	Drive Shaft Assembly	69	7	1
340-3	Fitting - Hydraulic Straight	29	16	1	354-50	Screw-Hex Socket Hd.	69	1	4
340-4	Fitting - Hydraulic Straight	29	10	2	354-51	Washer	69	2	4
340-8	Fitting - Hydraulic Straight	13	11	1	354-52	Shaft - Drive	30	24	1
340-8	Fitting - Hydraulic Straight	14	40	1	354-53	Pump Body Assembly	30	23	1
340-13	Fitting - Hydraulic Straight	18	16	2	354-54	Plate - Gear	30	1	2
340-13	Fitting - Hydraulic Straight	15	19	2	354-55	Plate Assembly	30	25	1
340-18	Fitting - Hydraulic 90	21	13	1	354-56	Pin - Dowel	30	2	2
340-18	Fitting - Hydraulic 90	19	7	10	354-57	Gear - Drive	30	20	1
340-21	Fitting - Hydraulic Tee	19	13	1	354-58	Plate Assembly	30	15	1
340-77	Fitting - Hydraulic 90	15	2	2	354-59	Shaft - Drive	30	11	1
340-77	Fitting - Hydraulic 90	17	19	1	354-60	Plate - Gear	30	7	1
340-77	Fitting - Hydraulic 90	13	22	1	354-61	Key - Woodruff	30	10	1
340-82	Fitting - Hydraulic 90	17	15	1	354-62	Gear	30	9	1
340-92	Fitting - Hydraulic Straight	18	3	4	354-63	Cover Assembly	30	5	1
340-92	Fitting - Hydraulic Straight	17	10	3	354-64	Screw - Cap Hex. Hd.	30	3	4
340-92	Fitting - Hydraulic Straight	15	17	2	354-65	Idler Shaft Assembly	30	12	1
340-92	Fitting - Hydraulic Straight	15	34	1	354-66	Shaft - Idler	30	19	2
340-101	Fitting - Hydraulic Straight	15	10	2	354-67	Seal - Pre-Load Hi Pressure	30	17	4
340-103	Fitting - Hydraulic 45	19	3	5	354-68	Plate - Load	30	18	4
340-103	Fitting - Hydraulic 45	61	64	1	354-69	Seal - Load Hi Pressure	30	16	4
340-108	Fitting - Hydraulic 90	32	48	2	354-70	Plug	16	10	1
340-132	Fitting - Hydraulic 90	17	4	3	354-72	Fitting - Hydraulic 45	21	36	1
340-132	Fitting - Hydraulic 90	60	4	5	354-73	Fitting - Hydraulic Straight	13	24	2
340-132	Fitting - Hydraulic 90	15	8	1	354-74	Fitting - Hydraulic Plug	13	16	1
340-132	Fitting - Hydraulic 90	18	11	1	354-75	Fitting - Hydraulic 90	21	34	1
340-132	Fitting - Hydraulic 90	62	19	4	354-77	Fitting - Hydraulic Test Port	21	17	1
340-132	Fitting - Hydraulic 90	53	21	2	354-77	Fitting - Test Port	15	11	2
340-137	Fitting - Hydraulic 45	13	27	1	354-79	Cap - Test Port	15	12	2
340-139	Fitting - Hydraulic 90	15	23	1	354-79	Cap - Test Port	21	18	1
340-139	Fitting - Hydraulic 90	13	35	1	355-12	Plug - Hydraulic	17	9	1

*Not Illustrated

TABLE OF CONTENTS

Description	Page	Description	Page
Frame & Body Assembly	1-2	Air Cleaner Assembly	51
Steering Tower Assembly	3	Fuel Filter Assembly	52
Steering Valve Assembly No. 75-0600	4	Rear Axle Installation Assembly	53
Traction & Brake Pedals Assembly	5	Rear Axle Assembly No. 68-6821	54-56
Seat & Throttle Assembly	6-7	Hydraulic Cylinder No. 83-5030	57
Seat Suspension Assembly	8	Drive Shaft Assembly	58
Diagnostic-ACE Display Assembly	9	Cutting Unit Stop Assembly	59
Electrical Schematic	10	Front Lift Arms Assembly	60-61
Control Console Assembly	11	Rear Lift Arms Assembly	62-63
Hydraulic Schematic	12	Hydraulic Cylinder Assembly No. 85-9880	64
Hydraulic Reservoir Assembly	13-14	Hydraulic Cylinder Assembly No. 83-7480	65
Hydraulic Control Manifold Assembly	15	Hydraulic Cylinder Assembly No. 83-7490	66
Control Manifold Assembly	16	R.O.P.S. Assembly	67
Front Hydraulic Manifolds	17	Reel Assembly	
Rear Hydraulic Manifolds	18	(5 & 8 Blade Cutting Units)	68
Cutting Unit Hydraulic Components	19	Reel Motor Assembly No. 75-1400	69
Fuel Tank Assembly	20	Roller Assembly	
Front Axle & Transmission Assembly	21-22	(5 Blade C.U. Serial No. 20001 thru 20555)	
Front Axle Assembly No. 75-0711	23-24	(8 Blade C.U. Serial No. 20001 thru 21322)	70
Brake Assembly	25	Roller Assembly	
Transmission Assembly No. 86-7200	26-27	(5 Blade C.U. Serial No. 20556 & Up)	
Traction Control Assembly	28	(8 Blade C.U. Serial No. 21323 & Up)	71
Gear Pump Installation Assembly	29	Grass Basket Assembly	72
Hydraulic Pump Assembly No. 75-0800	30	Front Scraper Kit No. 83-5400 (Optional)	73
Radiator Assembly	31-32	High Height-Of-Cut Kit No. 83-5300	
Muffler & Pump Drive Assembly	33	(Optional)	74
Engine Installation Assembly	34-35	Roller Scraper Kit Model No. 03512	
Valves & Crankshaft Assembly	36-37	(Optional)	75
Crankcase Assembly	38	Turf Compensation Kit Model No. 03510	
Camshaft Assembly	39	(Optional)	76
Cylinder Head Assembly	40-41	Dethatcher Assembly Model No. 03516	
Water Pump Assembly	42	(Optional)	77-78
Fuel Supply & Engine Block Assembly	43-44	Armrest Kit Model No. 30707 (Optional)	79
Fuel Injection Pump Assembly	45-46	Rear Weight Kit No. 75-6690 (Optional)	80
Governor Assembly	47	Special Tools	81-82
Starter Assembly	48	International Decal Cross Reference	83-86
Alternator Assembly	49	Part Number Index	87-99
Engine Components Assembly	50		

PRODUCT CHANGES

In an effort to make improvements available to TORO owners as quickly as possible, minor changes are incorporated into Toro's products from time to time that do not become immediately shown in the Parts Catalog. If such a change has been made in your unit, which is not reflected in your manual, see your TORO Distributor or his Authorized TORO Service Dealer for information and part numbers.

IDENTIFICATION AND ORDERING

MODEL AND SERIAL NUMBERS

The Reelmaster® 223D has two identification numbers; a model number and a serial number. The two numbers are stamped on a decal which is located on the traction unit frame under the seat. In any correspondence concerning the Reelmaster 223D, supply model and serial numbers to assure that correct information and replacement parts are obtained.

To order replacement parts from an Authorized TORO Service Dealer, supply the following information:

1. Model and serial number of the Reelmaster 223D.
2. Part number, description, and the quantity of part(s) desired.

NOTE: Do not order by reference number if a parts catalog is being used; use the PART NUMBER.