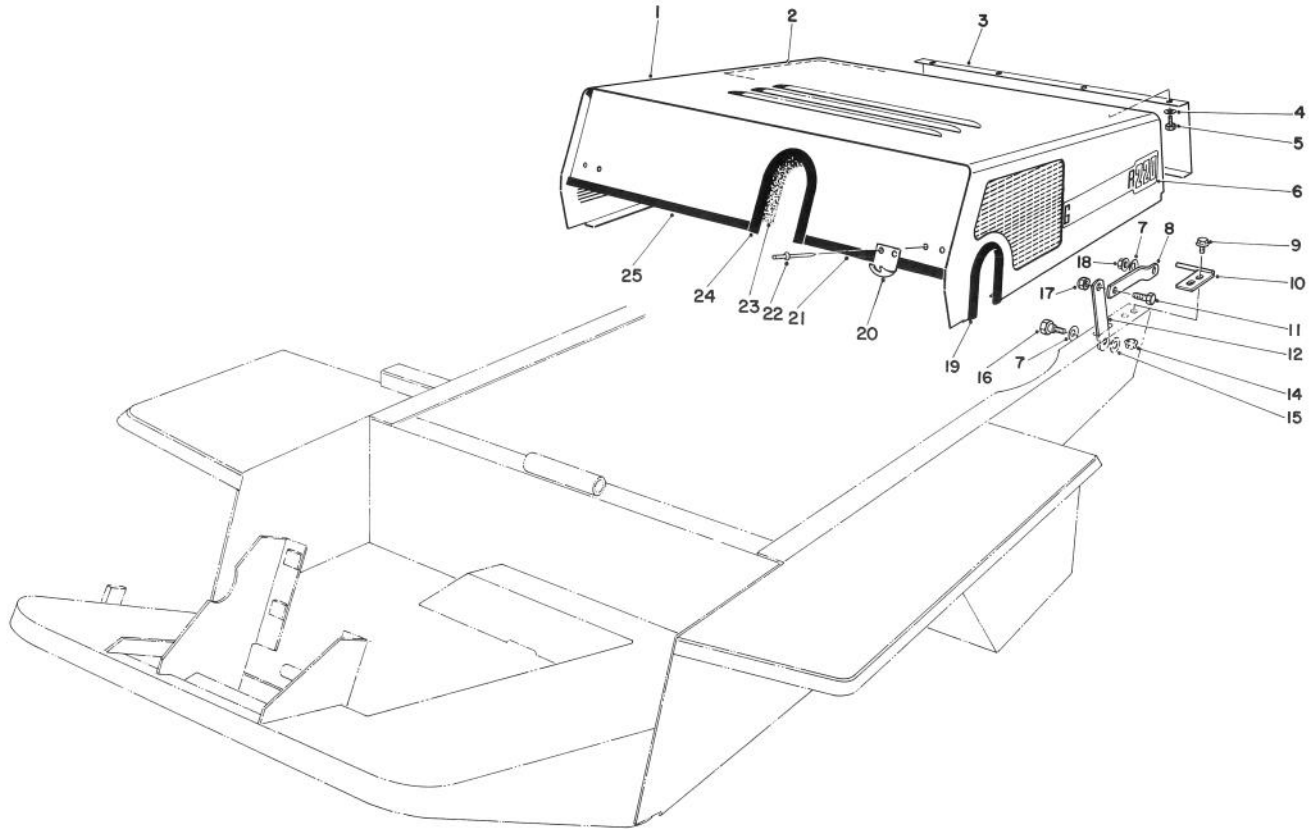




MODEL NO. 30798-20001 & UP

PARTS CATALOG

**GROUNDMASTER® 220**  
TRACTION UNIT & ACCESSORIES



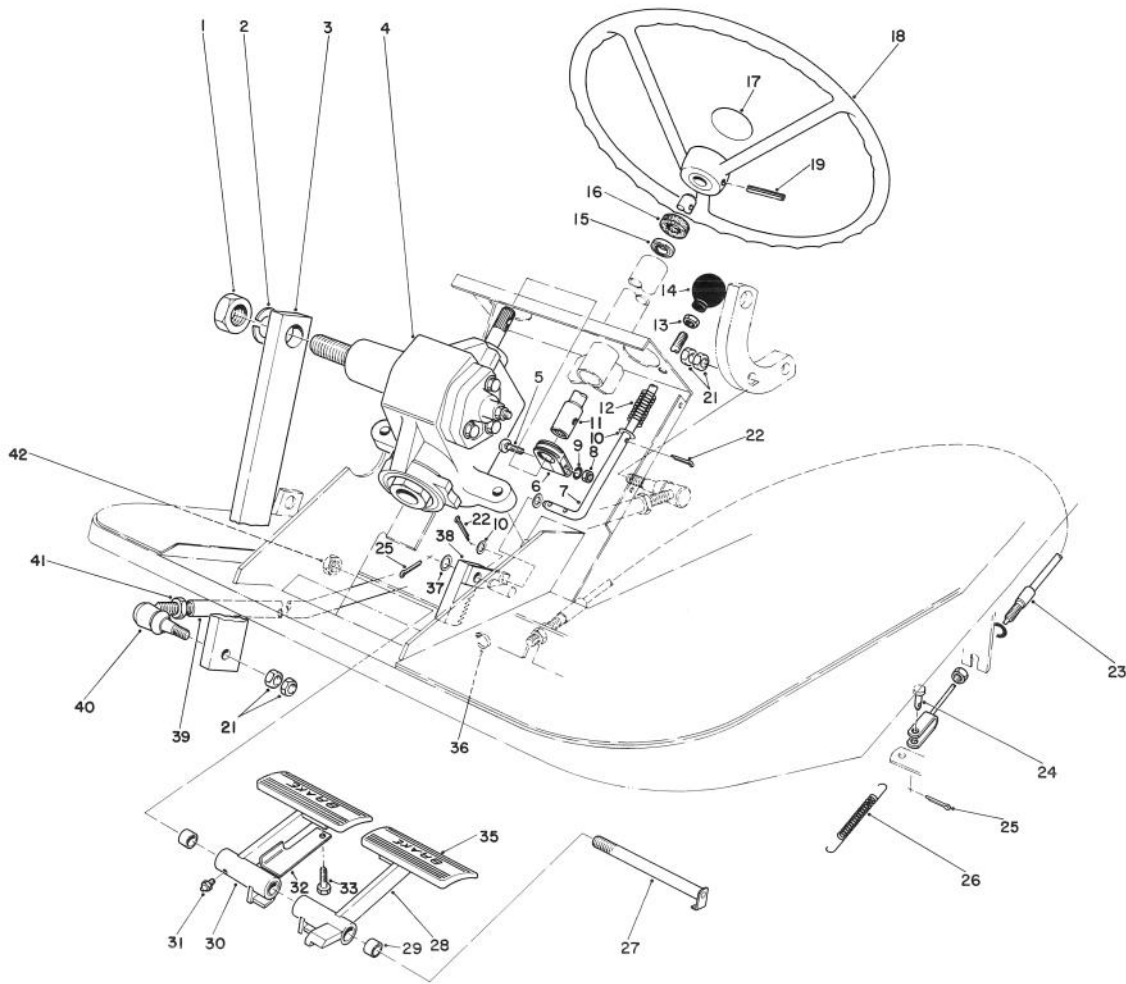
T-0702

**HOOD ASSEMBLY**

Ref. No.	Part No.	Description	No. Used
1	12-5869	Hood	1
2	44-9040	Foam - Hood (Rear)	1
3	44-8830	Grille - Rear Panel	1
4	3256-22	Washer - Flat	8
5	32140-16	Screw - Self Tap. Hex. Hd.	8
6	52-1470	Decal - Groundsmaster 220	2
7	3290-211	Washer - Lock	4
8	27-6800	Link - Hood	2
9	3234-13	Screw - Hex. Flange Hd.	4
10	27-4830	Pin - Pivot L.H.	1
*	27-4800	Pin - Pivot R.H.	1
11	3211-27	Screw - Cap Hex. Hd.	2
12	27-6810	Tie - Hood	2

Ref. No.	Part No.	Description	No. Used
14	32128-33	Nut - Hex. Flange	4
15	4-2390	Washer	2
16	19-1470	Screw - Shoulder	2
17	3296-5	Nut - Lock	2
18	32128-19	Nut - Flange	2
19	44-9190	Trim - Hood	1
20	249-40	Keeper - Reverse	2
21	46-3320	Trim - Hood	1
22	3296-16	Rivet - Pop	4
23	44-9030	Foam - Hood (Front)	1
24	38-4070	Trim - Hood	1
25	38-4080	Trim - Hood	1

\*Not Illustrated

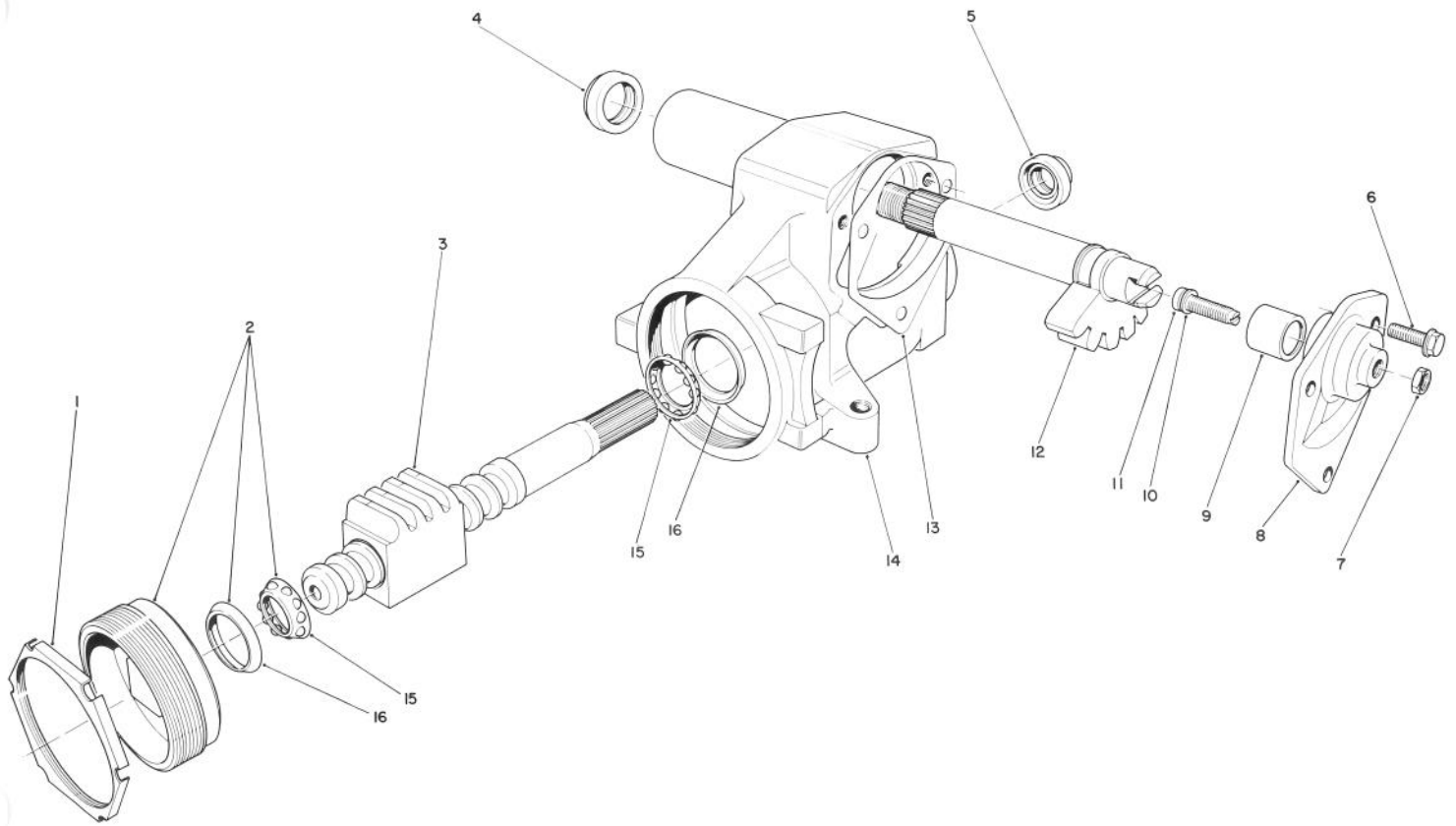


T-0703

## PEDALS & STEERING WHEEL ASSEMBLY

Ref. No.	Part No.	Description	No. Used	Ref. No.	Part No.	Description	No. Used
1	3220-8	Nut	1	23	21-3370	Assembly - Brake Cable	2
2	3253-28	Washer - Lock	1	24	283-58	Pin - Clevis	2
3	41-8880	Arm - Gear Box	1	25	3272-10	Pin - Cotter	3
4	41-8820	Steering Gear Assembly (Incl. Ref. #1 & 2)	1	26	3-7243	Spring - Return	2
5	3232-16	Bolt - Carriage	1	27	42-2540	Pin - Brake	1
6	41-8830	Clamp - Coupling	1	28	41-8810	Pedal - Brake L.H. (Incl. Ref. #29 & 31)	1
7	27-3550	Rod - Brake Latch	1	29	256-42	Bushing	4
8	3217-8	Nut - Hex.	1	30	41-8800	Pedal - Brake, R.H. (Incl. Ref. 29 & 31)	1
9	3253-6	Washer - Lock	1	31	302-5	Fitting - Grease	2
10	3256-22	Washer - Flat	3	32	27-3560	Latch - Parking Brake	1
11	41-8840	Shaft - Steering	1	33	32144-10	Screw - Hex. Self Tap	1
12	3-3251	Spring	1	35	7-3900	Pad - Brake	2
13	32128-33	Nut - Hex. Flange	1	36	3290-378	Tie - Cable	1
14	233-17	Knob	1	37	3256-26	Washer - Flat	2
†15	251-275	Bearing - Ball	1	38	42-3220	Rack	1
16	21-9260	Cover - Dust	1	39	27-3390	Tube - Front Steering	1
17	24-2090	Cap - Steering Wheel	1	40	21-0141	Socket Assembly R.H.	2
18	25-6260	Wheel - Steering	1	41	3220-5	Nut - Hex. Jam	2
19	32121-10	Pin - Roll	1	42	3296-33	Nut - Lock	1
21	3220-3	Nut - Jam	4				
22	3272-5	Pin - Cotter	3				

†Included with Steering Post Bracket Assembly, Ref. Page 6, Item 43

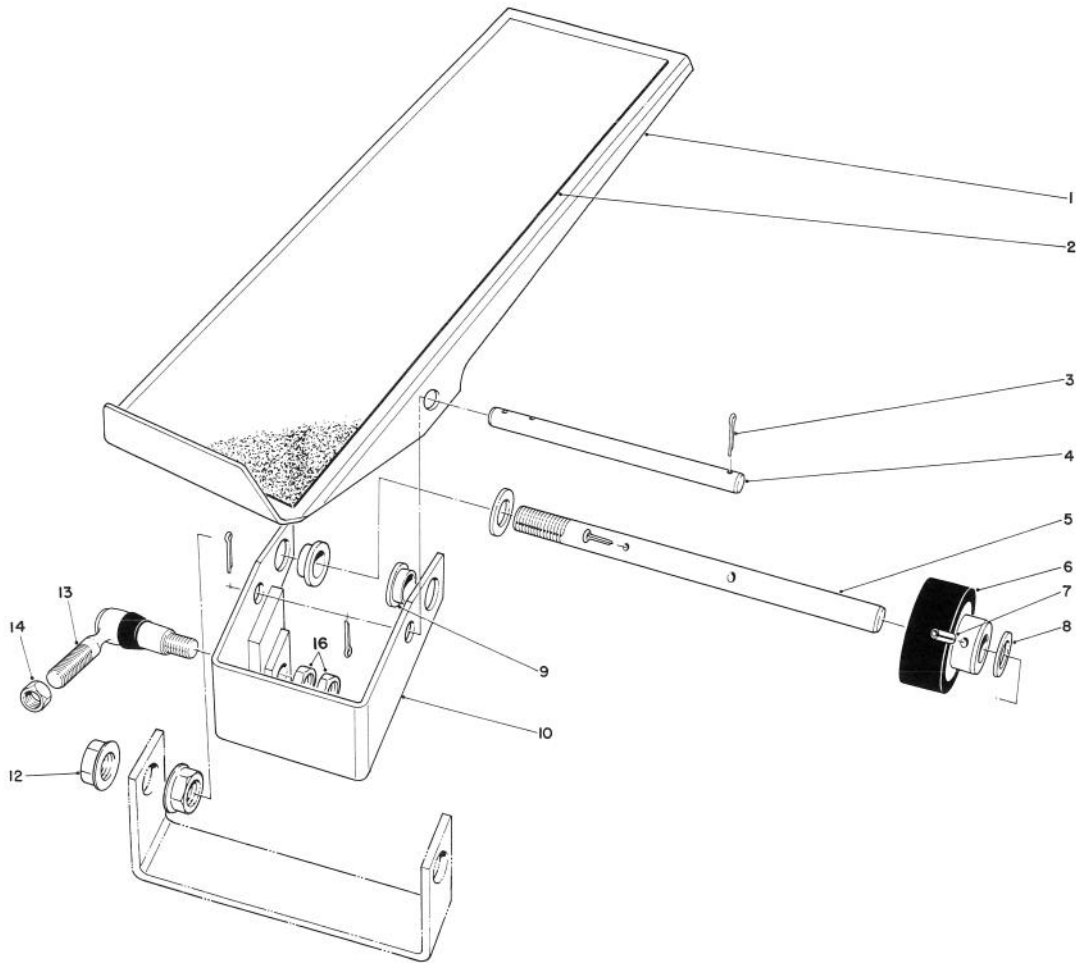


T-0701

## STEERING GEAR ASSEMBLY NO. 41-8820

Ref. No.	Part No.	Description	No. Used	Ref. No.	Part No.	Description	No. Used
1	5676217	Nut - Adjuster, Lock	1	9		Bushing	1
2	7840888	Assembly - Adjuster	1	10	605142	Kit - Shim	1
3	7812946	Assembly - Worm, Steering	1	11	7802482	Adjuster	1
4	7801626	Seal	1	12	7812834	Gear - Shaft, Pitman	1
5	7802160	Seal	1	13	5666734	Gasket	1
6	7807009	Bolt - Flange, Hex. Hd.	3	14	5679292	Housing - Gear, Steering	1
7	114495	Nut	1	15	5666693	Assembly - Bearing, Thrust	2
8	7806748	Kit - Service, Side Cover (Incl. Ref. #6, 9, 11 & 13)	1	16	5666683	Cup - Bearing	2

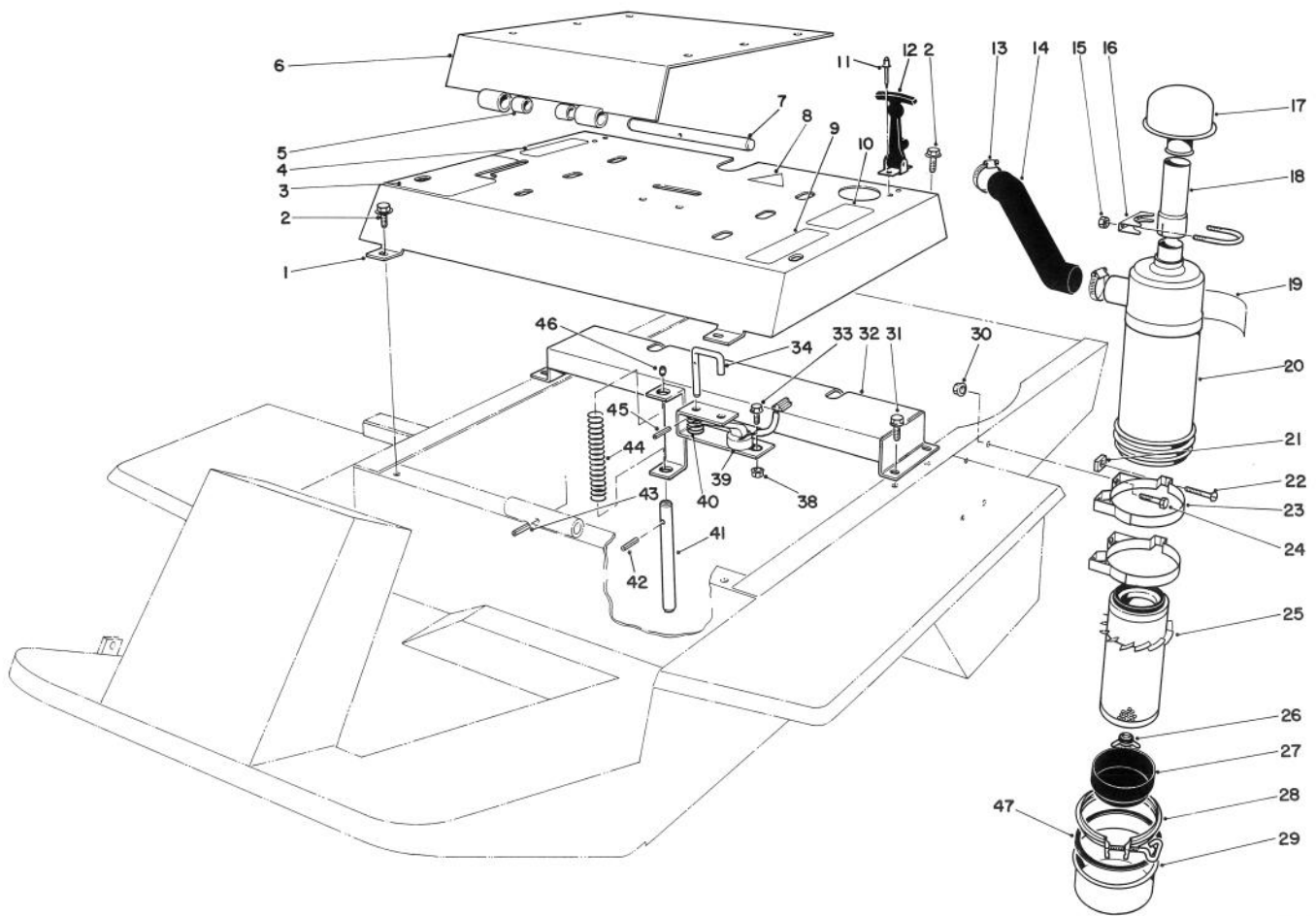
Note: Obtain parts from your local GMC, Chevrolet Dealer.



T-0700

## TRACTION PEDAL ASSEMBLY

Ref. No.	Part No.	Description	No. Used	Ref. No.	Part No.	Description	No. Used
1	29-5670	Pedal - Traction	1	9	256-156	Bushing - Flange	2
2	28-5130	Pad - Traction Pedal	1	10	29-5600	Pivot Bracket Assembly (Incl. Ref. #9)	1
3	3272-10	Pin - Cotter	4	11	3253-7	Washer - Lock	2
4	29-5630	Pin - Pedal Pivot	1	12	32128-49	Nut - Hex. Flange	2
5	29-5640	Shaft - Traction Pedal	1	13	21-0141	Socket Assembly R.H.	1
6	28-5220	Wheel - Friction	1	14	3220-5	Nut - Jam	1
7	32121-6	Pin - Roll	1	16	3220-3	Nut - Jam	2
8	5-7570	Washer	2				

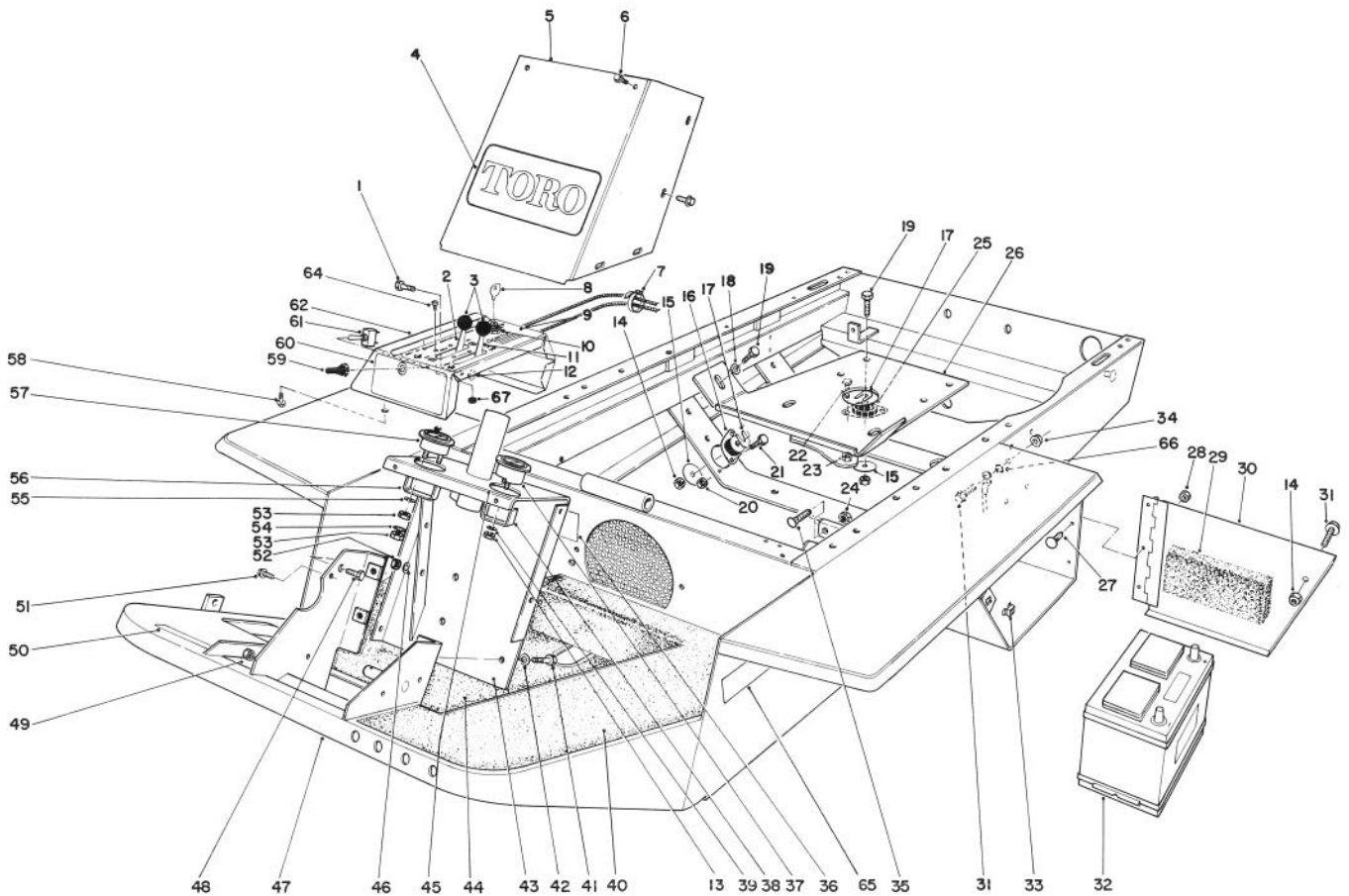


T-0699

## SEAT MOUNT & AIR CLEANER ASSEMBLY

Ref. No.	Part No.	Description	No. Used
1	61-8140	Cover - Seat Support (Incl. Ref. #4, 5, 9 & 10)	1
2	46-8560	Screw - Hex. Flange Hd.	4
3	68-7320	Decal - Hydraulic Lift	1
4	67-1710	Decal - Caution	1
5	256-173	Bushing	2
6	38-4020	Mounting - Seat (Incl. Ref. #5)	1
7	27-4720	Shaft - Seat Pivot	1
8	43-8480	Decal - Danger	1
9	68-7330	Decal - Caution	1
10	27-7310	Decal - Refueling	1
11	3269-16	Rivet - Pop	4
12	249-39	Assembly - Handle	2
13	2412-42	Clamp - Hose	2
14	44-9050	Hose - Air Cleaner Inlet	1
15	3217-6	Nut - Hex.	2
16	20-4840	Clamp - Muffler	1
17	27-7180	Assembly - Cap	1
18	44-8950	Tube - Air Cleaner	1
19	27-7160	Decal - Instruction	1
20	27-7100	Assembly - Air Cleaner (Incl. Ref. #18 & 24-28)	1
21	32107-11	Nut - Square	2
22	3258-19	Screw - Machine	2

Ref. No.	Part No.	Description	No. Used
23	27-7170	Assembly - Mounting, Band (Incl. Ref. #20 & 21)	2
24	322-3	Screw - Cap Hex. Hd.	4
25	27-7110	Assembly - Element	1
26	27-7120	Assembly - Nut & Gasket	1
27	27-7140	Skirt - Baffle	1
28	27-7130	Assembly - Clamp	1
29	27-7150	Assembly - Cup	1
30	32128-20	Nut - Hex. Flange	4
31	3234-11	Screw - Hex. Flange Hd.	4
32	37-9770	Support - Seat	1
33	3234-13	Screw - Hex. Flange Hd.	1
34	38-3170	Pin - Seat Switch	1
35	3253-3	Washer - Lock	1
38	32128-33	Nut - Hex. Flange Hd.	1
39	29-6930	Arm - Switch	1
40	3-6685	Spring	1
41	27-9870	Pin - Seat Switch	1
42	32121-6	Pin - Roll	1
43	32121-4	Pin - Roll	1
44	37-9590	Spring	1
45	32121-18	Pin - Roll	1
46	28-6180	Pin - Plastic	1
47	80-3330	Gasket	1



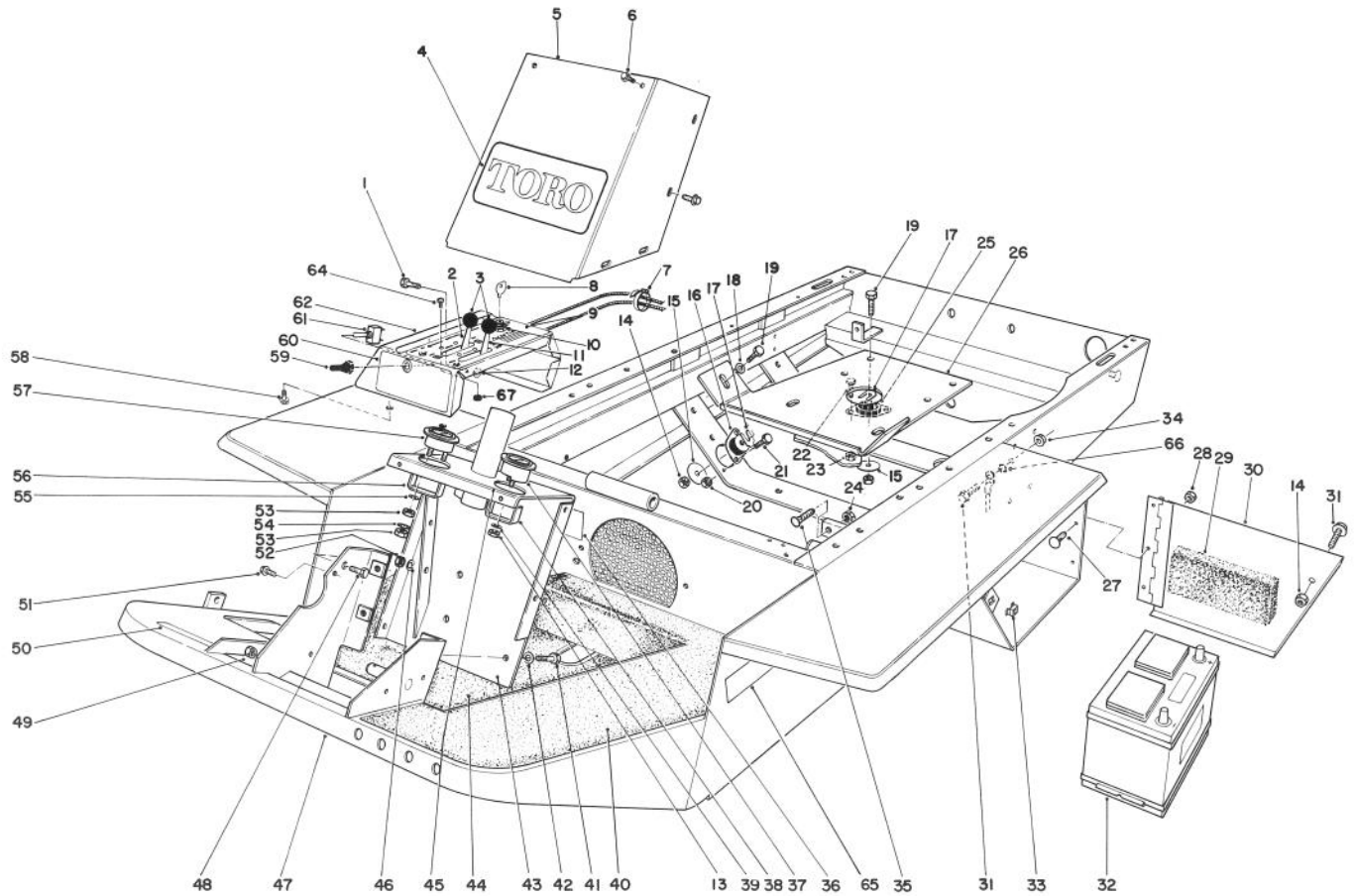
T-0698

## INSTRUMENT PANEL & STEERING POST ASSEMBLY

Ref. No.	Part No.	Description	No. Used
1	3234-4	Screw - Hex. Flange Hd.	1
2	44-9300	Control - Choke	1
3	233-35	Knob	2
4	62-5550	Decal - Toro	1
5	41-8900	Cover - Steering Tower	1
6	46-8560	Screw - Self Tap. Hex. Hd.	11
7	3290-378	Tie - Cable	1
8	63-8360	Key	1
9	68-7350	Decal - Instrument Panel	1
10	27-2360	Switch - Ignition	1
11	44-9250	Control - Throttle	1
12	3256-22	Washer - Flat	1
13	3217-26	Nut - Hex.	1
14	3296-39	Nut - Lock	5
15	63-7400	Washer	4
16	44-9390	Mount - Engine Rubber	2
17	42-6080	Shim - Axle	A/R
18	3256-24	Washer - Flat	2
19	323-12	Screw - Cap Hex. Hd.	4
20	3296-29	Nut - Lock	4
21	322-3	Screw - Cap Hex. Hd.	4
22	3290-134	Screw - Mach. Hex. Hd.	4
23	3296-2	Nut - Lock	4
24	3218-3	Nut - Hex. Jam	1
25	18-8000	Mount - Rubber	2
26	44-9320	Base - Engine	1

Ref. No.	Part No.	Description	No. Used
27	3274-31	Screw - Cap Button Hd.	3
28	3296-42	Nut - Lock	3
29	44-9460	Foam - Battery Cover	1
30	44-8920	Cover - Battery	1
31	3234-11	Screw - Flange Hex. Hd.	2
†32		Assembly - Battery	1
33	3290-433	Retainer - Grip Nut	1
34	3290-357	Nut - Flange Lock	1
35	3231-29	Bolt - Carriage	1
36	53-4430	Decal - Oil	1
37	12-9990	Meter - Hour	1
38	218-515	Bracket - Mounting	1
39	3254-1	Washer - Ext. Tooth	1
40	27-3250	Nonskid - Tunnel	1
41	324-6	Screw - Cap Hex. Hd.	3
42	3253-6	Washer - Lock	3
43	42-2580	Bracket - Steering Post	1
44	27-3260	Nonskid - Floor	1
45	41-8910	Decal - Instruction	1
46	3253-21	Washer - Lock	1
47	86-7290	Frame Assembly	1
48	3234-11	Screw - Hex. Flange Hd.	1
49	3296-42	Nut - Lock	2
50	27-7320	Decal - Traction Pedal	1
51	32104-60	Screw - Flange Hex. Hd.	1
52	3217-7	Nut - Hex.	1

†Obtain Locally. Group Size 26 SMF5.



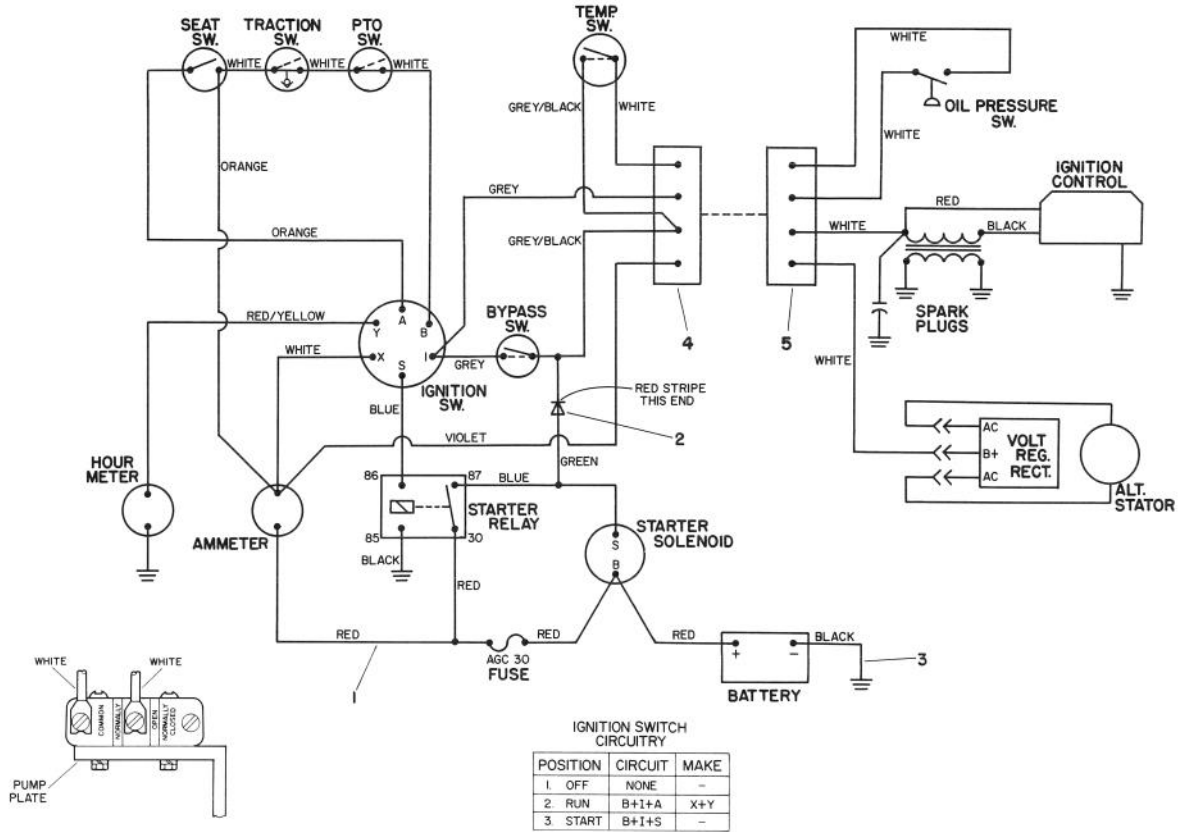
T-0698

## INSTRUMENT PANEL & STEERING POST ASSY. (Cont.)

Ref. No.	Part No.	Description	No. Used	Ref. No.	Part No.	Description	No. Used
53	3219-14	Nut - Brass	6	61	6-1659	Switch - Toggle (Incl. Ref. #58)	1
54	3254-8	Washer - Lock	2	62	46-3350	Panel - Instrument	1
55	3256-21	Washer - Flat	2	64	3251-3	Screw - Mach. Rd. Hd.	4
56	39-9600	Clamp - Mounting	1	65	75-0810	Decal	2
57	33-0990	Ammeter	1	66	3255-9	Washer - E.T.L.W.	1
58	32104-116	Screw - Flange Hex. Hd.	2	67	32149-7	Nut - Keps	4
59	218-473	Boot - Toggle Switch	1				
60	46-3460	Decal - By-Pass	1				

**TRACTOR WIRING HARNESS**

**ENGINE WIRING HARNESS**



T-0687

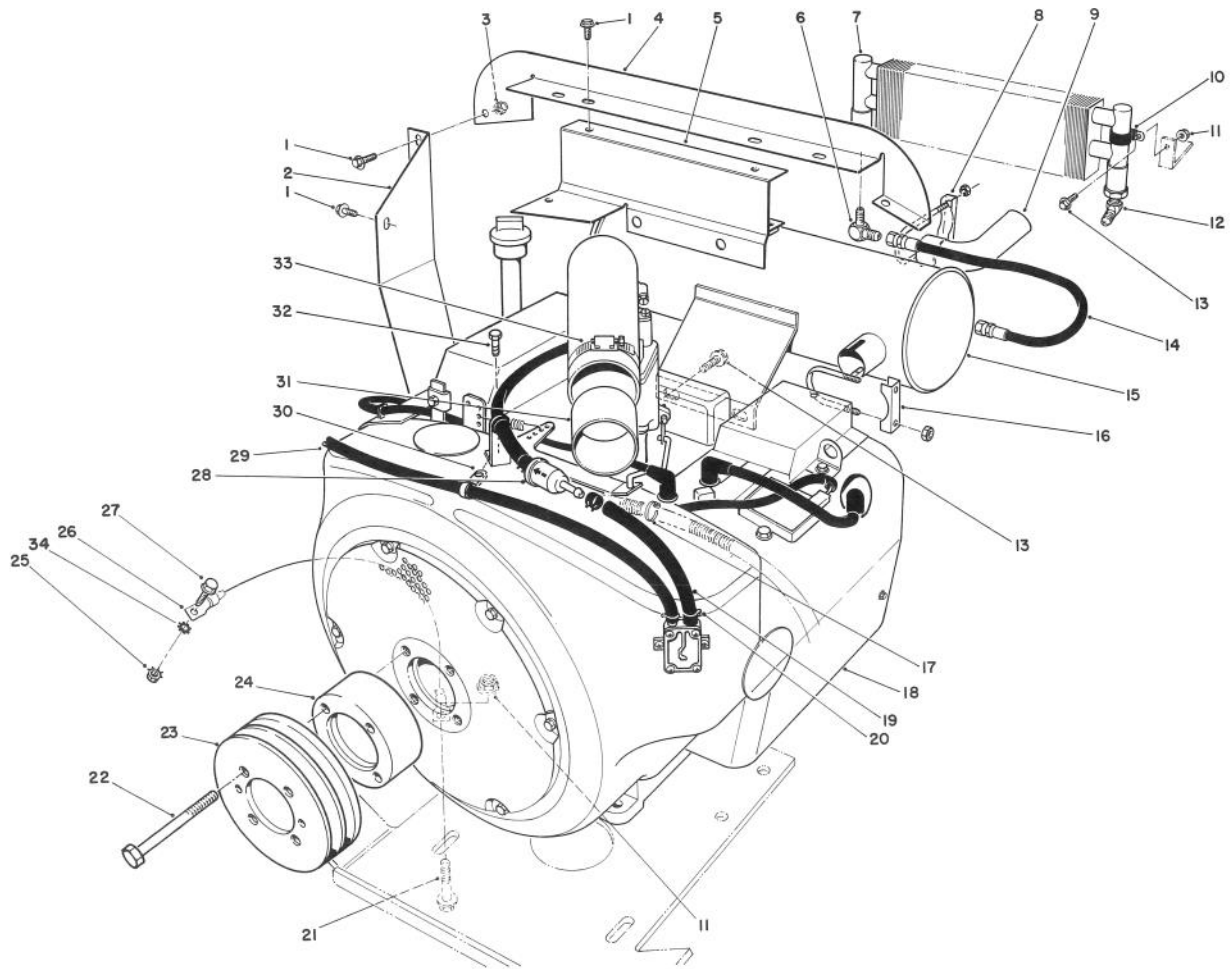
**ELECTRICAL SCHEMATIC**

Ref. No.	Part No.	Description	No. Used
1	86-9470	Harness - Wire (Incl. Ref. #2)	1
2	86-7470	Diode	1
3	27-5090	Wire - Battery Ground	1
4	72-4020	Housing - Tab	1
*	72-4040	Terminal - Tab	4

Ref. No.	Part No.	Description	No. Used
5	72-4010	Housing - Receptacle	1
*	72-4000	Terminal - Receptacle	5
*	72-4030	Housing	1
*	71-6070	Harness - Wiring	1
*	72-3990	Terminal - Ring	1

\*Not Illustrated





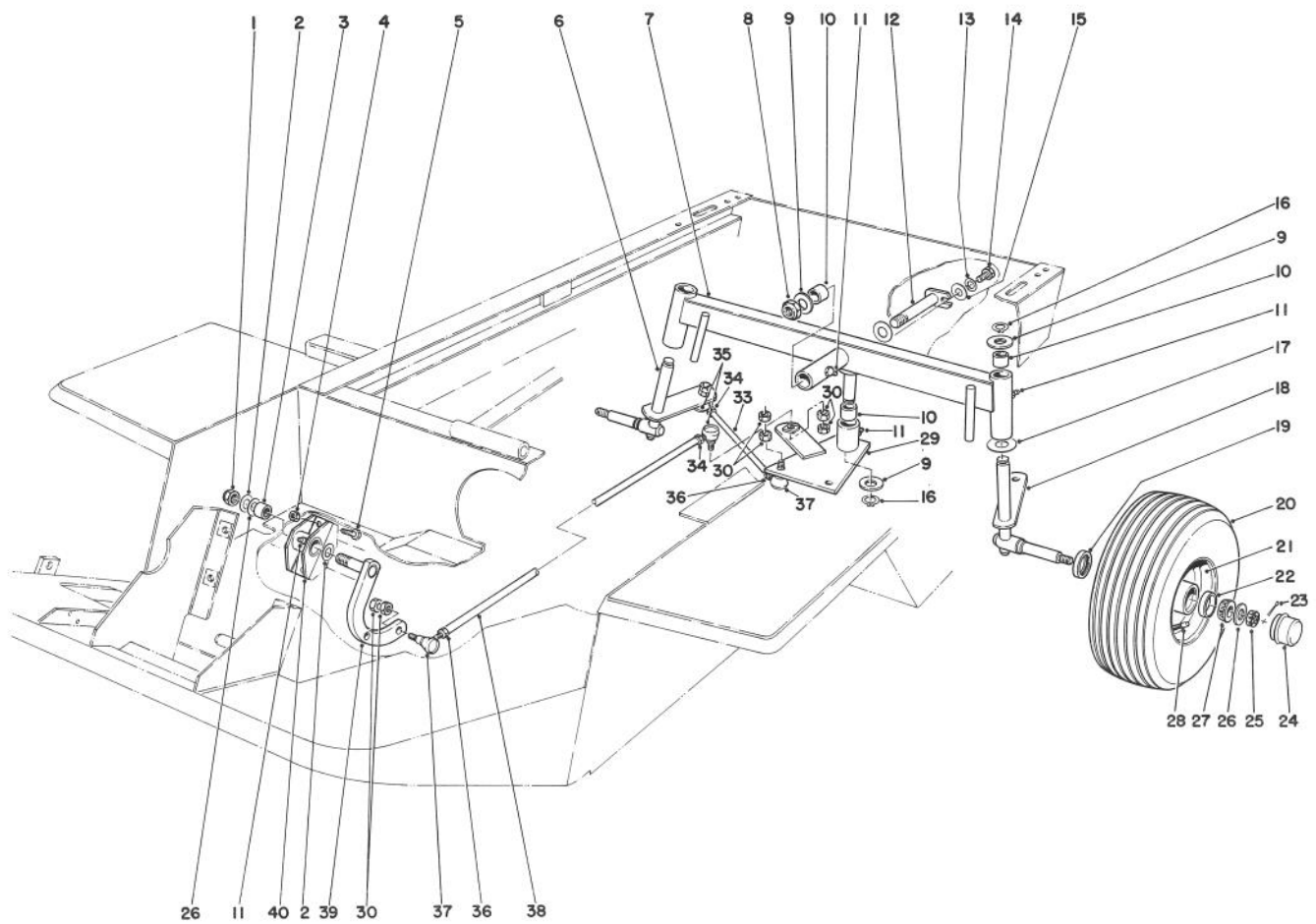
T-0688

## ENGINE ASSEMBLY

Ref. No.	Part No.	Description	No. Used
1	3234-13	Screw - Flange Hex. Hd.	10
2	44-8690	Shield - Heat	1
3	3296-16	Nut - Lock	1
4	44-8710	Shroud - Engine	1
5	44-9010	Bracket - Shield Support	1
6	353-428	Elbow - Male 90°	1
7	22-7320	Cooler - Oil	1
8	2112-9	Clamp	1
9	72-7930	Extension	1
10	2412-39	Clamp - R	2
11	3290-357	Nut - Flange Lock	4
12	353-714	Elbow - Male 45°	1
13	3234-11	Screw - Flange Lock	4
14	44-9020	Oil Hose Assembly	1
15	72-7920	Muffler	1
*	46-2390	Muffler - Spark Arrester (Optional)	1
16	2412-37	Clamp - Muffler	2
17	3290-378	Tie - Cable	3

Ref. No.	Part No.	Description	No. Used
18	70-2590	Engine - Onan (Model No. P220G-1/10808D)	1
19	59-0710	Hose - Fuel	1
20	2412-36	Clamp - Hose	5
21	3234-18	Screw - Flange Hex. Hd.	2
22	3235-23	Screw - Cap Hex. Hd.	4
23	43-5340	Pulley - Engine	1
24	71-0700	Spacer	1
25	32149-2	Nut - Lock	1
26	10-7160	Assembly - Wire	2
27	3234-4	Screw - Flange Hex. Hd.	1
28	71-5960	Filter - Fuel	1
29	71-3370	Line - Fuel	1
30	2412-142	Clamp - R	1
31	44-9450	Adapter - Air Inlet	1
32	49-2040	Screw - Self Tapping	1
33	2412-42	Clamp - Hose	1
34	3255-7	Washer - E.T.L.W.	1

\*Not Illustrated



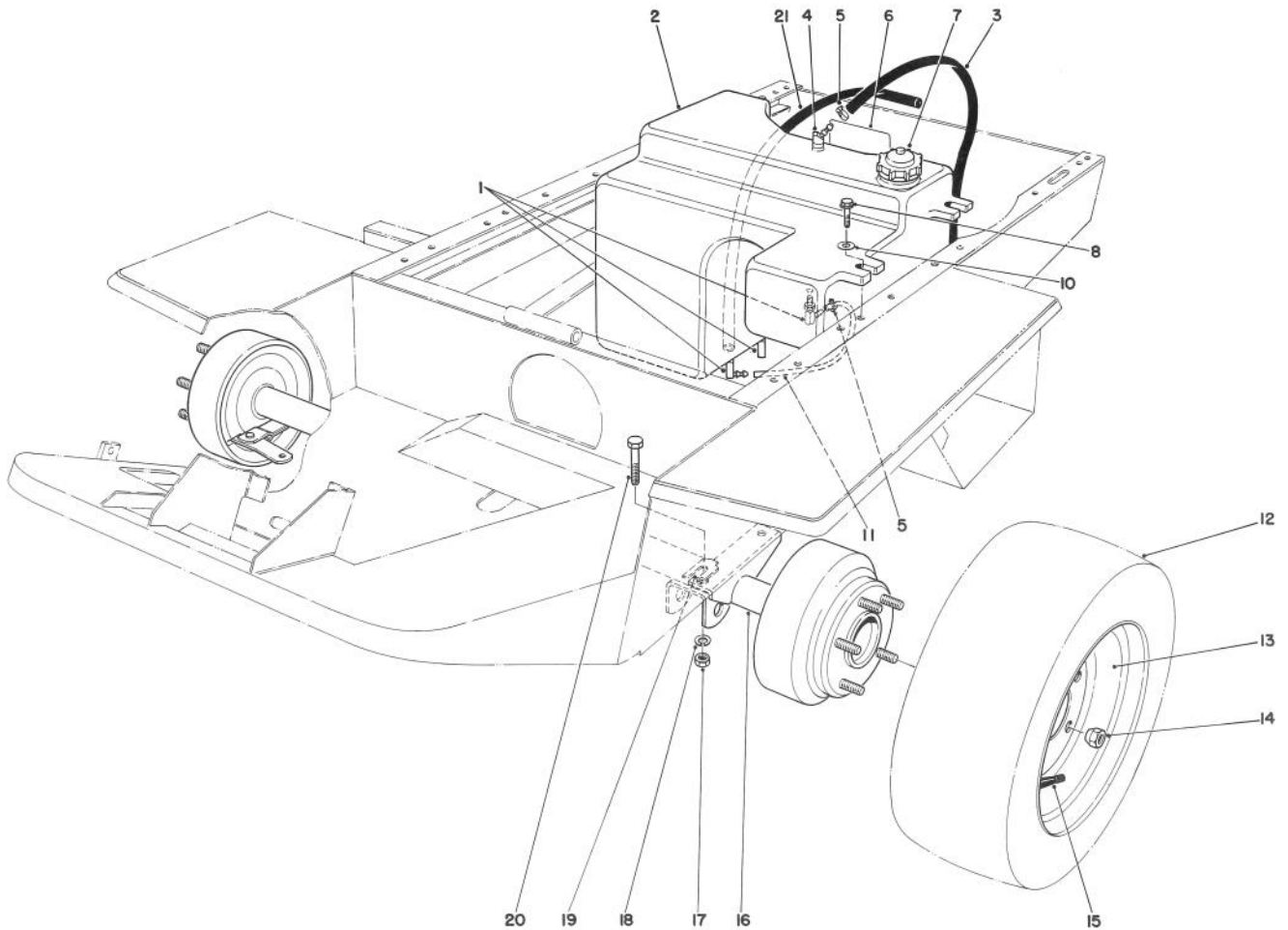
T-0697

## REAR AXLE ASSEMBLY

Ref. No.	Part No.	Description	No. Used
1	3296-15	Nut - Lock	1
2	3-6514	Washer - Thrust	2
3	252-6	Bearing	2
4	3296-44	Nut - Lock	2
5	323-5	Screw - Cap Hex. Hd.	2
6	39-8900	Spindle - R.H.	1
7	44-9090	Axle - Rear (Incl. Ref. #10 & 11)	1
8	3296-49	Nut - Lock	1
9	10-8110	Washer	4
10	3-0348	Bushing	8
11	302-5	Fitting - Grease	4
12	27-4060	Pin - Rear Axle	1
14	3234-13	Screw - Hex. Flange Hd.	1
16	32151-36	Ring - Retaining	3
17	256-121	Bushing	2
18	39-8850	Spindle - L.H.	1
19	253-129	Seal - Oil	2
20	231-104	Tire	2
*	232-39	Tube - Inner (Optional)	2

Ref. No.	Part No.	Description	No. Used
21	217-108	Rim (Incl. Ref. #22)	2
22	254-72	Cup - Bearing	4
23	3272-13	Pin - Cotter	2
24	241-119	Cap - Dust	2
25	32136-5	Nut - Hex. Castle	2
26	3256-28	Washer - Flat	3
27	254-94	Cone - Bearing	4
28	232-35	Valve Stem w/Cap	2
29	44-9120	Steering Plate Assembly (Incl. Ref. #10 & 11)	1
30	3220-3	Nut - Jam	12
33	27-4090	Rod - Tie	2
34	3220-12	Nut - Hex. Jam	3
35	21-0151	Socket Assembly L.H.	3
36	3220-5	Nut - Hex. Jam	3
37	21-0141	Socket Assembly R.H.	3
38	44-9110	Tube - Steering	1
39	27-5230	Arm - Pivot	1
40	27-3640	Pivot Mount Assembly (Incl. Ref. #3 & 11)	1

\*Not Illustrated



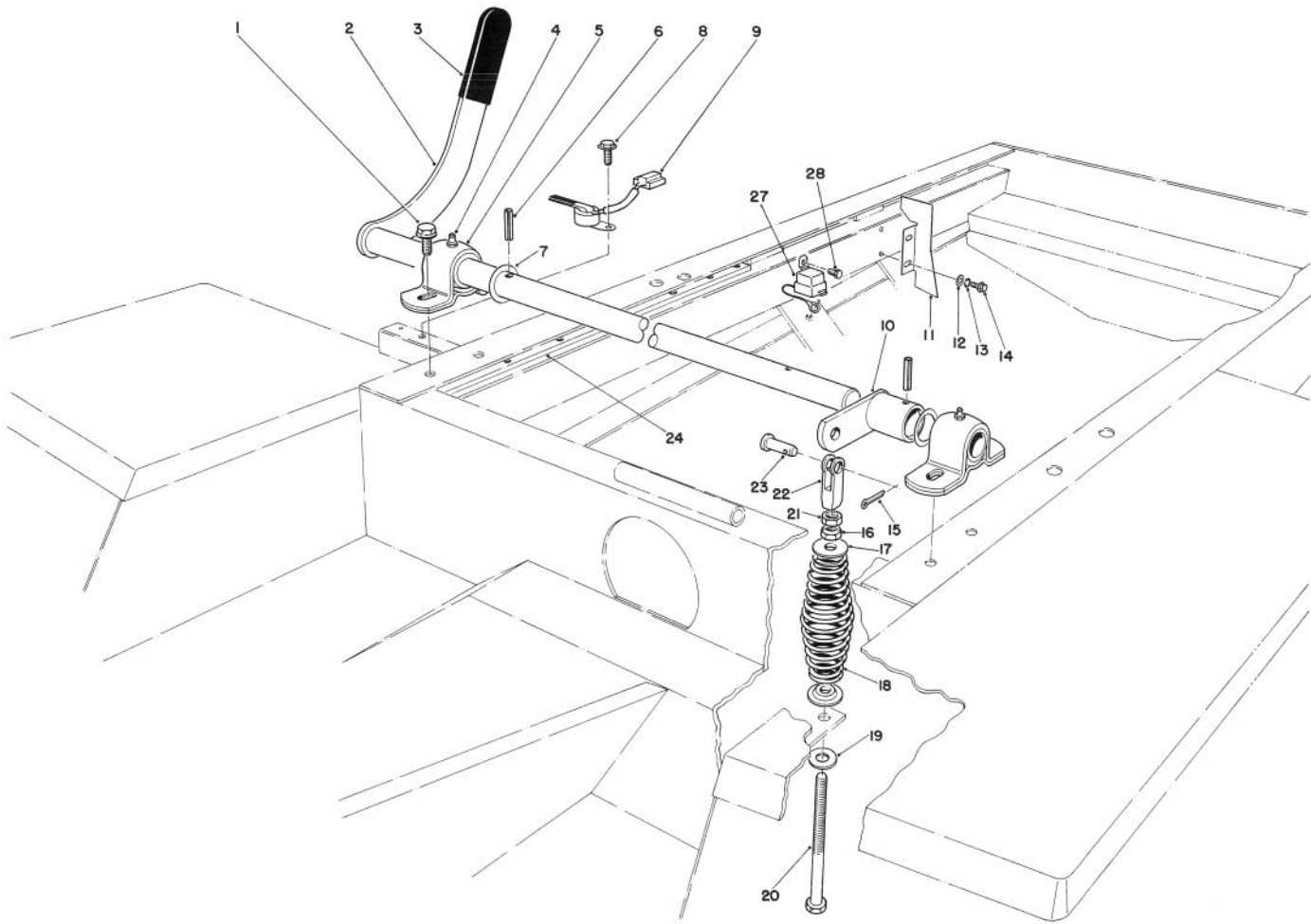
T-0696

## FUEL TANK & AXLE ASSEMBLY

Ref. No.	Part No.	Description	No. Used
1	353-536	Elbow - 90°	3
2	43-5350	Tank - Fuel (Incl. Ref. #1 & 3)	1
3	37-9920	Hose	1
4	353-705	45° Elbow	1
5	2412-36	Clamp - Worm Drive	5
6	43-8480	Decal - Danger	1
7	55-3574	Cap - Fuel	1
8	3234-18	Screw - Cap Hex. Hd.	3
10	3256-41	Washer - Flat	3
11	61-9650	Hose - Fuel	1

Ref. No.	Part No.	Description	No. Used
12	231-103	Tire	2
13	217-107	Rim	2
14	242-35	Nut - Hex.	10
15	232-35	Valve Stem w/Cap	2
16	86-9660	Axle Assembly	1
17	3217-8	Nut - Hex.	4
18	3253-6	Washer - Lock	4
19	42-6080	Shim - Axle	A/R
20	324-9	Screw - Cap Hex. Hd.	4
21	71-3370	Hose - Fuel	1
*	232-43	Tube - Inner (Optional)	2

\*Not Illustrated

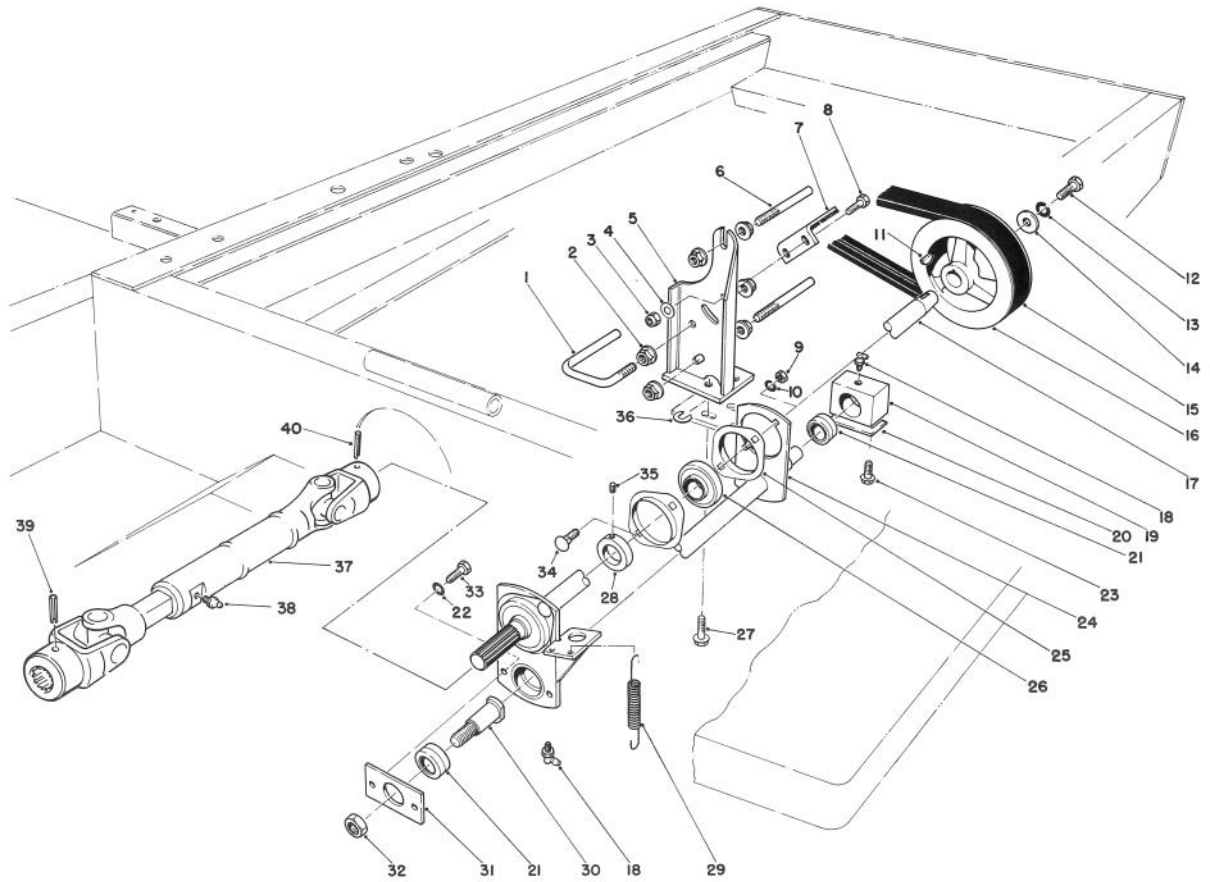


T-0695

## POWER TAKE-OFF LEVER ASSEMBLY

Ref. No.	Part No.	Description	No. Used
1	3234-4	Screw - Hex. Flange Hd.	4
2	27-4910	Lever - Power Take-Off	1
3	21-1880	Grip - Handle	1
4	302-5	Fitting - Grease	2
5	251-269	Bearing - Pillow Block	2
6	32121-31	Pin - Roll	2
7	3-6514	Washer	2
8	32104-116	Screw - Flange Hex. Hd.	1
9	29-6930	Arm - Switch	1
10	47-4780	Arm - Engagement	1
11	44-8680	Shield - Heat	1
12	3256-23	Washer - Flat	2
13	3253-4	Washer - Lock	2

Ref. No.	Part No.	Description	No. Used
14	32144-11	Screw - Self Tap. Hex. Hd.	2
15	3272-5	Pin - Cotter	1
16	3296-5	Nut - Lock	1
17	44-8890	Retainer - Spring	2
18	44-8820	Spring - Compression	1
19	3256-41	Washer - Flat	1
20	27-7900	Screw - Adjusting	1
21	3220-3	Nut - Hex. Jam	1
22	281-1	Yoke	1
23	283-42	Pin - Clevis	1
24	37-7060	Bar - Frame Rail	2
27	63-7590	Relay	1
28	32104-17	Screw - Flange Hex. Hd.	1

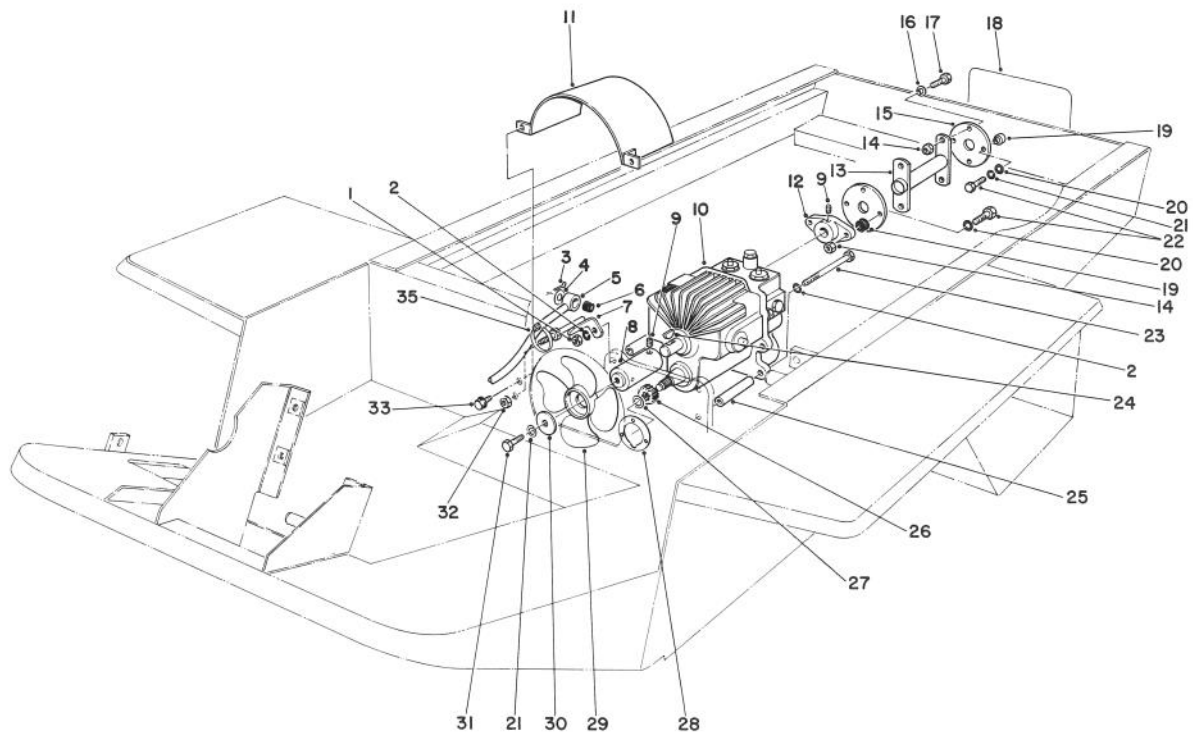


T-0694

## POWER TAKE-OFF ASSEMBLY

Ref. No.	Part No.	Description	No. Used
1	44-9220	Guide - Belt (Lower)	1
2	3290-357	Nut - Flange Lock	6
3	3296-29	Nut - Lock	2
4	3256-23	Washer - Flat	2
5	44-9310	Bracket - Brake	1
6	44-9230	Guide - Belt	2
7	44-9330	Support Pad Assembly Power Take-Off Brake	1
8	322-4	Screw - Cap Hex. Hd.	2
9	3217-6	Nut - Hex.	4
10	3253-4	Washer - Lock	4
11	3257-5	Key - Woodruff	1
12	323-18	Screw - Cap Hex. Hd.	1
13	3253-21	Washer - Lock	1
14	29-4730	Washer	1
15	44-8990	V-Belt - Torque Team	1
16	43-5320	Pulley - P.T.O.	1
17	27-4980	Shaft - P.T.O.	1
18	302-40	Fitting - Grease	2
19	28-9050	Hub - Bearing	1
20	47-4760	Shim - P.T.O. Block	1

Ref. No.	Part No.	Description	No. Used
21	251-268	Bearing	2
22	3253-3	Washer - Lock	2
23	3234-21	Screw - Hex. Flange Hd.	2
24	44-9350	Arm - Engagement	1
25	251-255	Bearing - Flange	4
26	251-253	Bearing w/Collar (Incl. Ref. #28 & 35)	2
27	3234-11	Screw - Cap Hex. Hd.	3
28	251-77	Collar - Locking	2
29	28-8950	Spring - Extension	2
30	27-6970	Stud - Bearing	1
31	27-6650	Retainer - Bearing	1
32	3296-33	Nut - Lock	1
33	321-3	Screw - Cap Hex. Hd.	2
34	3230-16	Bolt - Carriage	4
35	3245-1	Screw - Set	2
36	28-5640	Washer - Special	A/R
37	27-4520	Shaft - Drive	1
38	302-5	Fitting - Grease	1
39	32121-34	Pin - Roll	1
40	32121-119	Pin - Roll	1

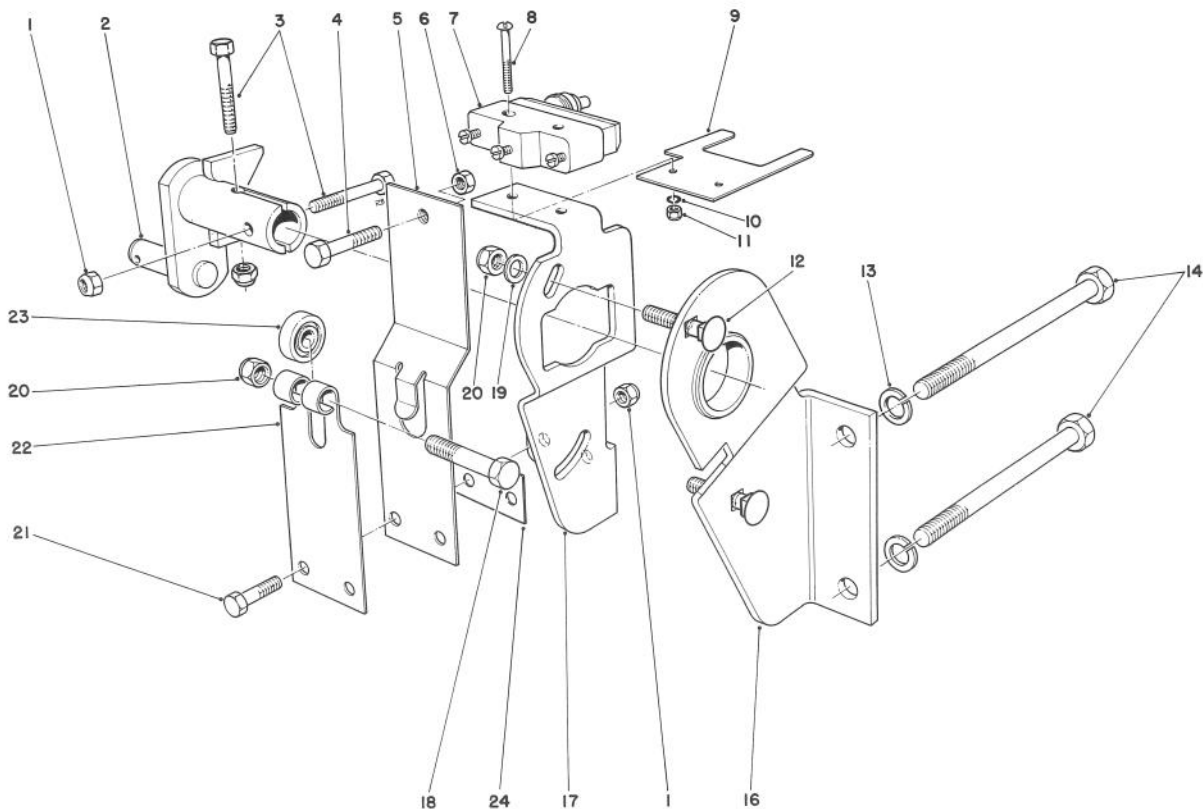


T-0693

## TRANSMISSION & DRIVE COUPLING ASSEMBLY

Ref. No.	Part No.	Description	No. Used
1	3217-7	Nut - Hex.	1
2	3253-21	Washer - Lock	3
3	3272-10	Pin - Cotter	1
4	3256-26	Washer - Flat	1
5	27-4160	Tube - Pump Control	1
6	23-2270	Bushing - Rubber	1
7	27-5310	Support - Axle	1
8	27-4340	Assembly - Hub & Plug	1
9	3245-1	Screw - Set	4
10	49-7910	Transmission	1
11	27-3270	Shroud - Fan	1
12	24-4370	Hub - Pump	1
13	44-8720	Shaft - Drive	1
14	32152-5	Nut - Lock	6
15	44-2230	Coupling - Rubber	2
16	27-6600	Spacer - Rubber Coupling	4
17	3210-5	Screw - Cap Hex. Hd.	4

Ref. No.	Part No.	Description	No. Used
18	62-7400	Decal - Toro	1
19	33-2020	Spacer	4
20	3256-3	Washer - Flat	4
21	3253-4	Washer - Lock	2
22	3210-8	Screw - Cap Hex. Hd.	4
23	323-38	Screw - Cap Hex. Hd.	2
24	3257-5	Key - Woodruff	2
25	27-3680	Spacer - Mounting	4
26	86-7220	Gear - Spur	1
27	32120-72	Ring - Retaining	1
28	27-3690	Gasket - Transmission	1
29	27-3740	Fan	1
30	27-4360	Washer	1
31	322-5	Screw - Cap Hex. Hd.	1
32	3218-5	Nut - Hex. Jam	2
33	3234-13	Screw - Hex. Flange Hd.	2
35	3290-378	Tie - Cable	1

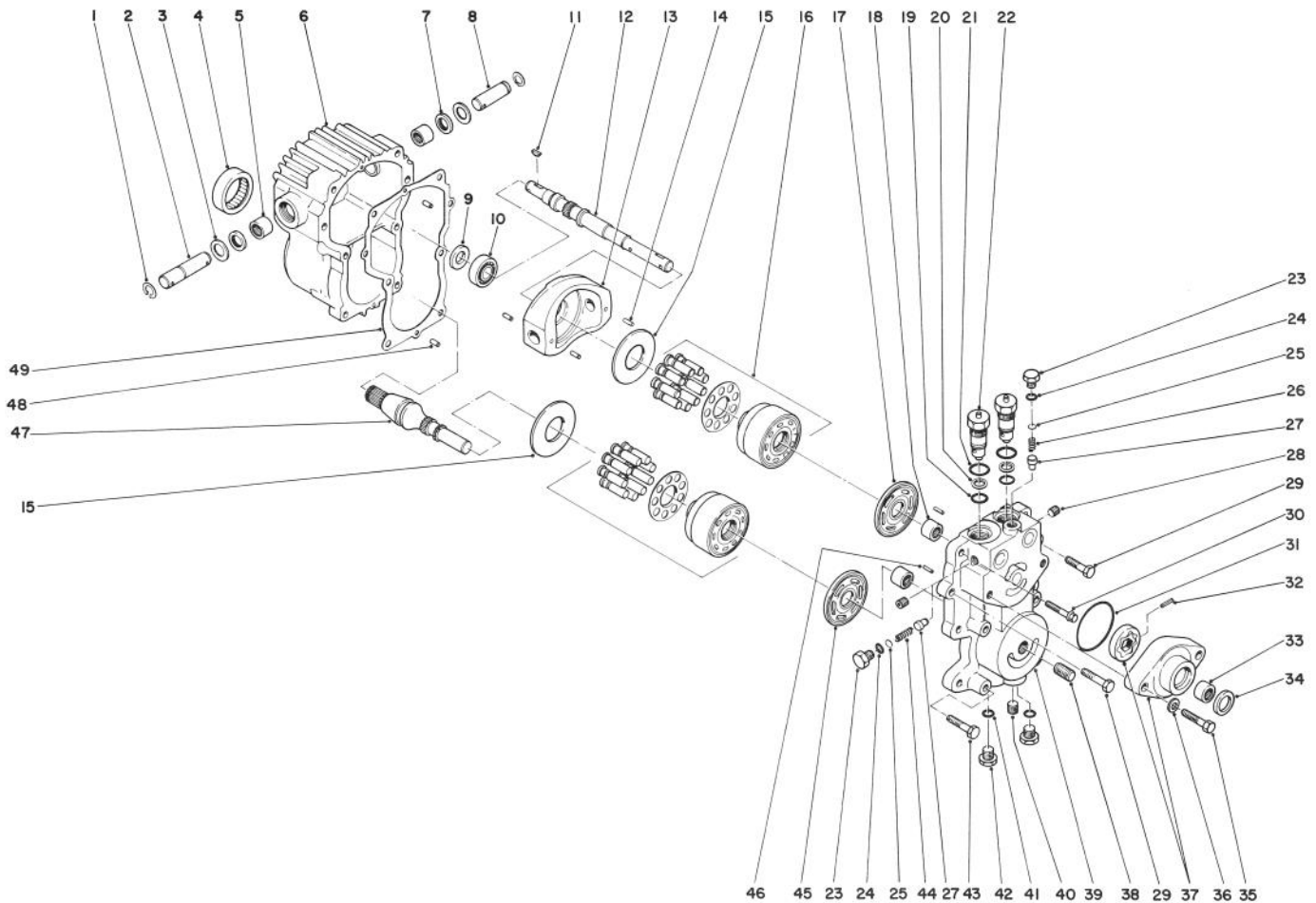


T-0538

## TRANSMISSION INTERLOCK ASSEMBLY

Ref. No.	Part No.	Description	No. Used
1	3296-42	Nut - Lock	4
2	29-9790	Pump - Lever	1
3	321-9	Screw - Cap Hex. Hd.	2
4	3210-7	Screw - Cap Hex. Hd.	1
5	29-6170	Spring - Extended Leaf	1
6	3219-2	Nut - Hex.	1
7	29-6163	Micro Switch	1
8	3249-11	Screw - Round Hd.	2
9	46-8810	Stop - Leaf Spring	1
10	3254-9	Washer - I.T.L.W.	2
11	3217-16	Nut - Hex.	2
12	3230-2	Carriage - Bolt	2

Ref. No.	Part No.	Description	No. Used
13	3253-21	Washer - Lock	2
14	323-39	Screw - Cap Hex. Hd.	2
16	52-8890	Bracket - Mounting	1
17	52-9070	Plate - Pump	1
18	322-17	Screw - Cap Hex. Hd.	1
19	3256-2	Washer - Flat	2
20	3296-29	Nut - Lock	3
21	321-4	Screw - Cap Hex. Hd.	2
22	29-6150	Spring - Leaf	1
23	251-259	Bearing - Ball	1
25	51-3150	Shim	1



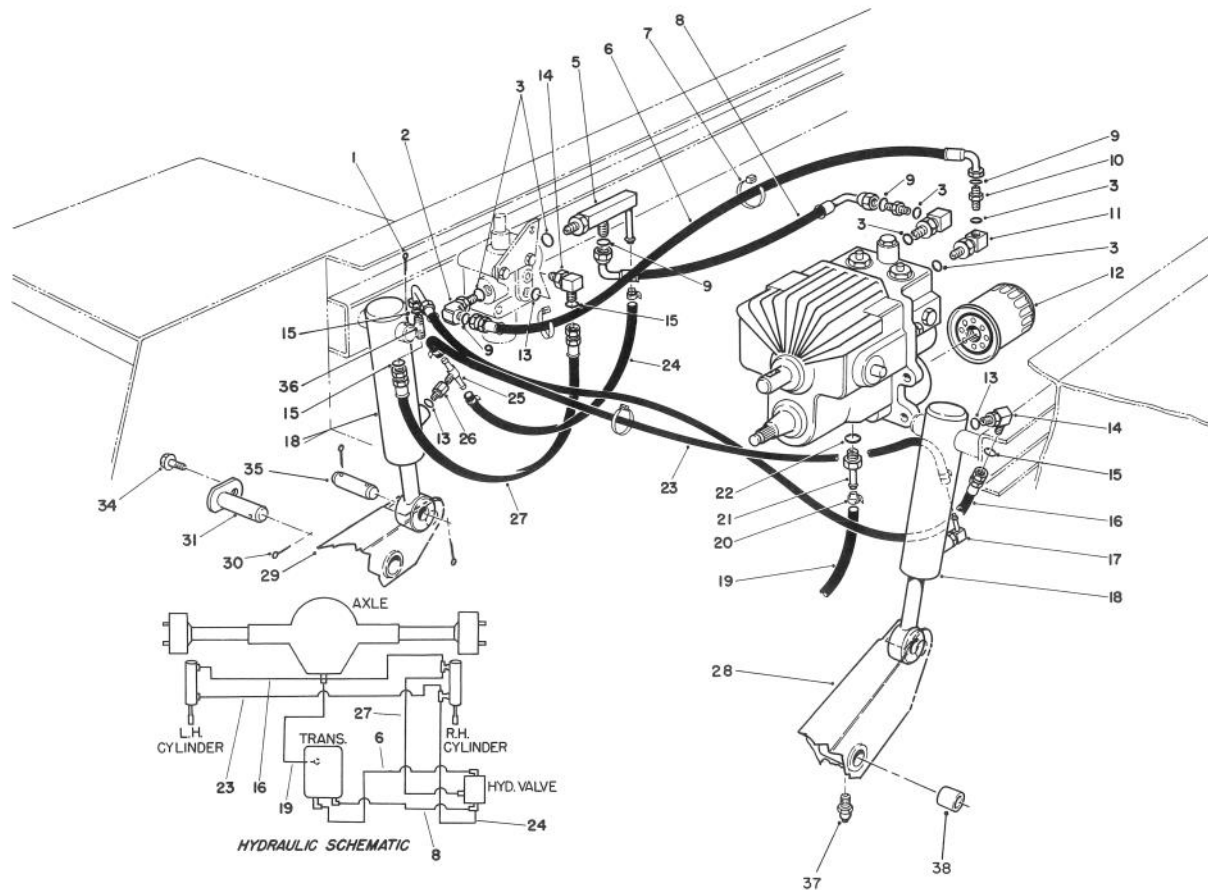
T-0536

## TRANSMISSION ASSEMBLY NO. 49-7910

Ref. No.	Part No.	Description	No. Used
1	32151-46	Ring - Retaining	2
2	25-2500	Shaft - Trunion	1
3	25-2510	Washer	2
4	28-3300	Bearing - Roller	1
5	28-3310	Bearing - Needle	2
6	49-7870	Housing	1
7	25-3210	Lip Seal	2
8	28-3670	Shaft - Trunion	1
9	28-3660	Lip Seal	1
10	28-3650	Bearing - Ball	1
11	3257-5	Key - Woodruff	2
12	28-3640	Shaft - Pump	1
13	49-7820	Variable Swashplate	1
14	32121-91	Pin	3
15	25-2380	Plate - Thrust	2
16	48-1800	Kit - Cylinder Block	2
17	46-7320	Plate - Pump Valve	1
18	25-3300	Bearing - Needle	2
19	28-3590	O-Ring	2
20	28-3580	Ring - Backup	2
21	28-3570	O-Ring	2
22	49-7830	Assembly - Check Valve (Incl. Ref. #19-21)	2
23	25-2460	Hex Hd. Plug	2
24	28-3400	O-Ring	2
25	25-2470	Shim Pack	A/R

Ref. No.	Part No.	Description	No. Used
26	46-7310	Relief Valve Spring Imp.	1
27	28-3420	Relief Valve Cone Charge	2
28	285-17	Plug - Pipe	4
29	323-8	Screw - Cap Hex. Hd.	2
30	28-3530	Screw - Cap Hex. Hd.	2
31	28-3520	O-Ring	1
32	38-2680	Pin	1
33	28-3480	Bearing - Needle	1
34	28-3470	Lip Seal	1
35	324-23	Screw - Cap Hex. Hd.	2
36	28-3450	Washer - Flat	2
37	38-2670	Kit - Charge Pump (Incl. Ref. #31-34)	1
38	25-2660	Union - Filter	1
39	49-7850	Center Section	1
40	46-7280	Plug - Pipe	1
41		O-Ring	2
42	28-3440	Threaded Plug (Incl. Ref. #41)	2
43	323-10	Screw - Cap Hex. Hd.	4
44	25-2480	Relief Valve Spring Charge	1
45	28-3380	Plate - Motor Valve	1
46	25-2430	Pin	2
47	49-8200	Shaft - Motor	1
48	28-3350	Pin	2
49	28-3340	Gasket	1

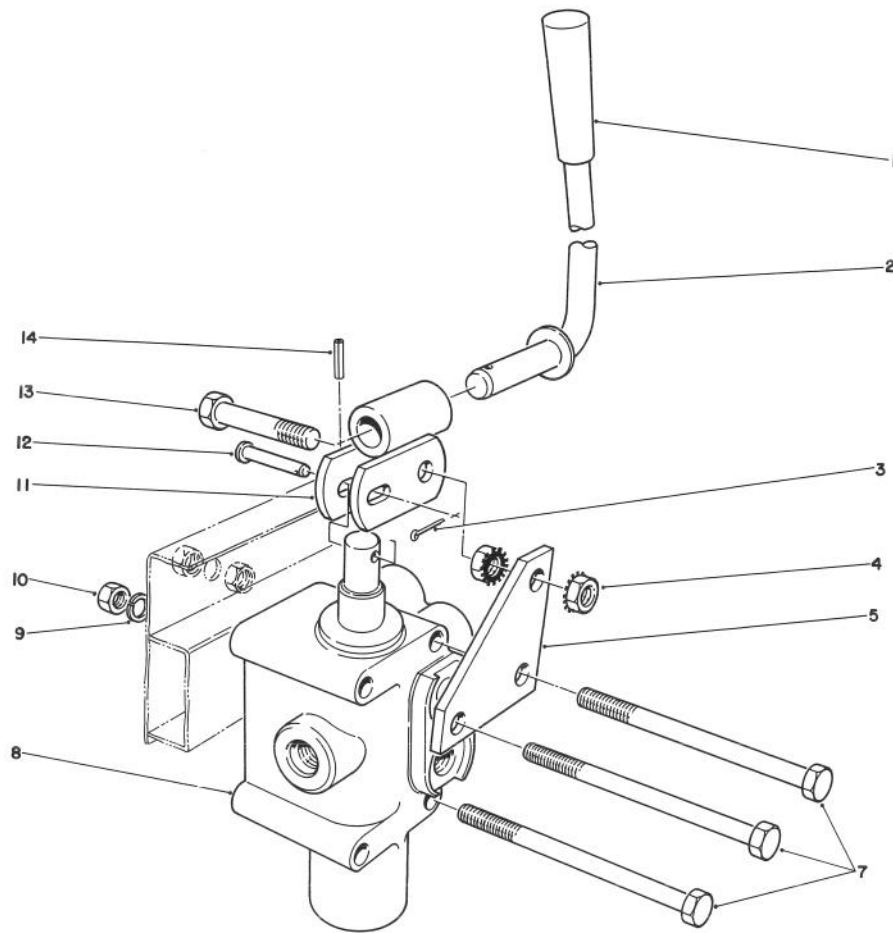




T-0691

## HYDRAULIC VALVE & LIFTARM CYLINDERS

Ref. No.	Part No.	Description	No. Used	Ref. No.	Part No.	Description	No. Used
1	3272-23	Pin - Cotter	6	20	2412-36	Clamp - Worm Drive	4
2	340-77	90° Elbow	1	21	354-24	Fitting (Incl. Ref. #22)	1
3	237-42	O-Ring	6	22	237-80	O-Ring	1
5	71-0590	Assembly - Fitting	1	23	27-4480	Hose - Pressure, Low	1
6	71-0670	Hose - Trans. to Valve	1	24	71-3770	Hose - Pressure, Low	1
7	3290-378	Tie - Cable	3	25	353-567	Fitting - Tee, Male	1
8	66-8190	Hose	1	26	353-565	Fitting - Connector	1
9	237-22	O-Ring	4	27	71-0690	Hose - Cyl. Tee to Valve	1
10	82-8530	Fitting - Straight	2	28	76-3090	Arm - Lift, L.H.	1
11	66-3110	Fitting	2	29	76-3080	Arm - Lift, R.H.	1
12	23-2300	Filter - Oil	1	30	3272-17	Pin - Cotter	2
13	237-78	O-Ring	3	31	27-4310	Pin - Pivot	2
14	71-3270	90° Elbow	2	34	3232-13	Screw - Hex. Flange Hd.	2
15	237-150	O-Ring	4	35	27-4240	Pin - Cylinder	2
16	71-0680	Hose	1	36	340-125	Fitting - Tee, Adjustment	1
17	304-99	90° Barb Hose Stem	1	37	302-62	Fitting - Grease	2
18	68-9700	Assembly - Hyd. Cylinder	2	38	256-101	Bushing	4
19	66-8130	Hose	1				

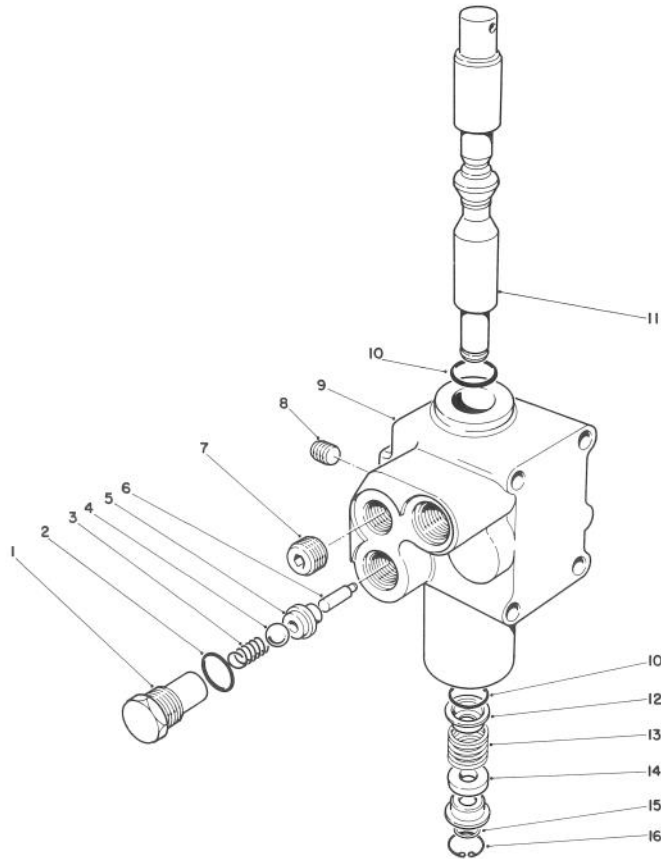


T-0704

## VALVE & LEVER ASSEMBLY

Ref. No.	Part No.	Description	No. Used
1	233-39	Knob	1
2	27-4200	Lever - Valve	1
3	3272-6	Pin - Cotter	1
4	32149-2	Nut - Lock	2
5	27-4230	Bracket - Valve	1
7	321-24	Screw - Cap Hex. Hd.	3
8	43-1700	Valve - Hydraulic	1

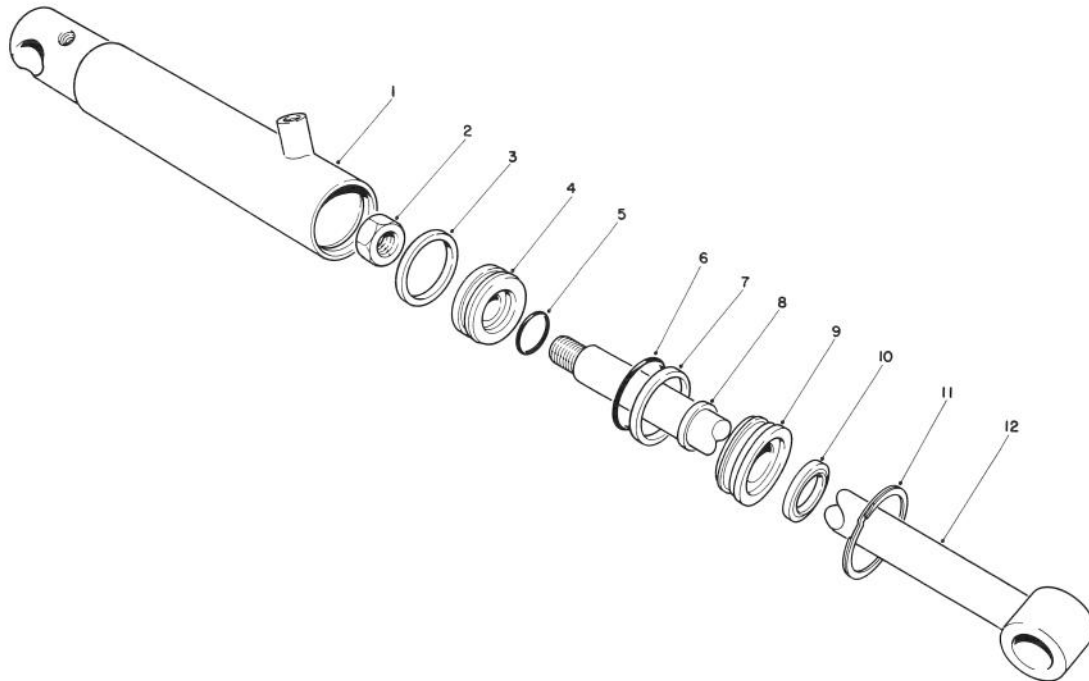
Ref. No.	Part No.	Description	No. Used
9	3253-3	Washer - Lock	2
10	32128-33	Nut - Hex. Flange Hd.	4
11	27-4220	Link - Lever, Valve	1
12	283-17	Pin - Clevis	1
13	321-10	Screw - Cap Hex. Hd.	1
14	32121-73	Pin - Roll	1



T-0692

## VALVE ASSEMBLY NO. 43-1700

Ref. No.	Part No.	Description	No. Used	Ref. No.	Part No.	Description	No. Used
1	22-8330	Plug	1	9		Body	1
2	237-42	O-Ring	1	10	22-8500	O-Ring	2
3	22-8340	Spring	1	11	27-5210	Spool	1
4	22-8350	Ball	1	12	22-8380	Retainer - Spring	2
5	22-8370	Seat - Valve, Check	1	13	22-8410	Spring	1
6	22-8360	Pin - Cam	1	14	27-5200	Spacer - Float	1
7	28-1130	Plug	1	15	22-8480	Snap Ring - Spool	1
8	28-1120	Plug	1	16	22-8490	Ring - Retaining	1

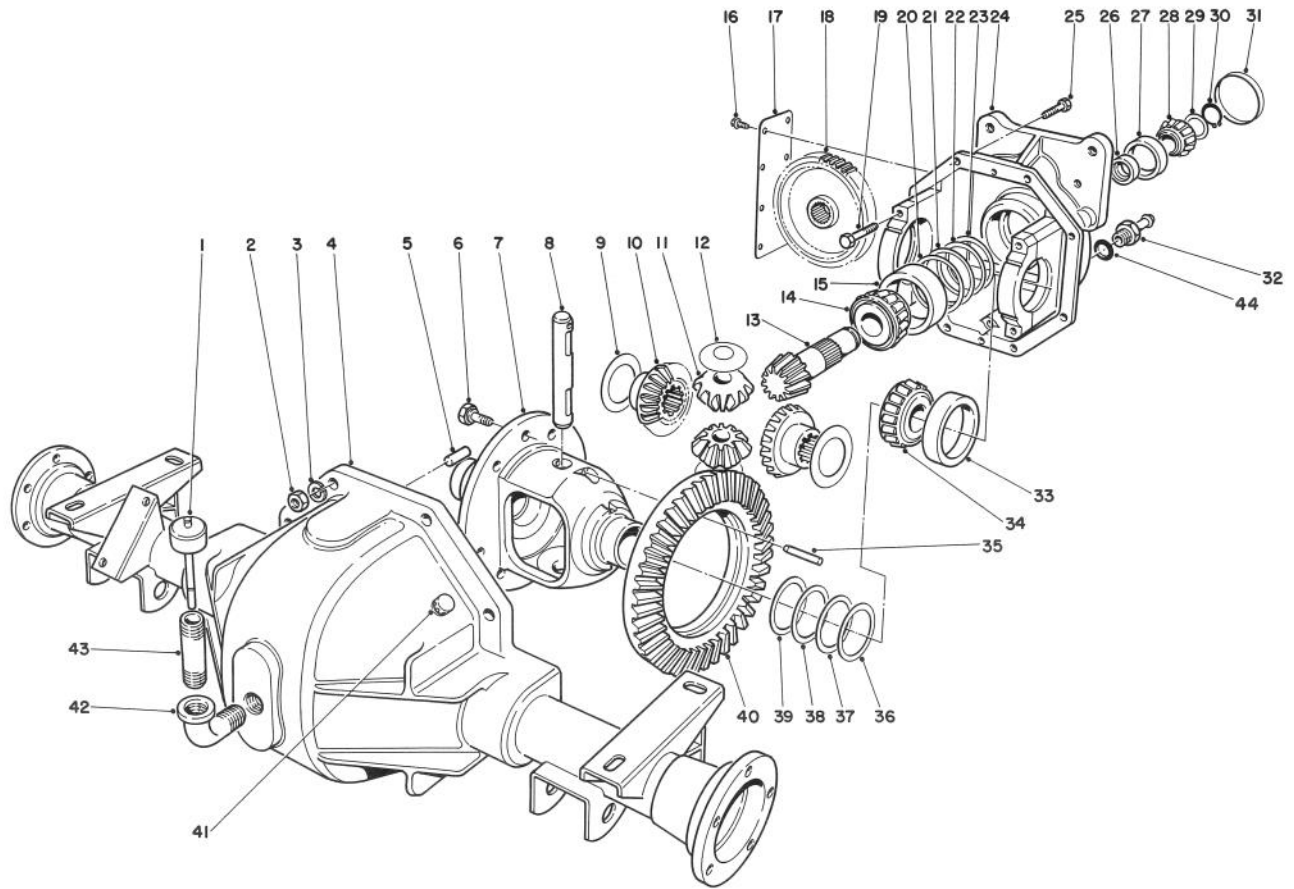


T-0689

## HYDRAULIC CYLINDER NO. 68-9700

Ref. No.	Part No.	Description	No. Used	Ref. No.	Part No.	Description	No. Used
1		Assembly - Tube	1	8		Poly-Pack	1
2	32152-10	Nut - Jam	1	9	70-2770	Head	1
3		Uniring	3	10		Seal - Dust	1
4	70-2780	Piston	1	11	43-5220	Ring - Retaining	1
5		O-Ring	1	12	43-5230	Shaft w/Clevis	1
6		O-Ring, Head	2	*	70-2790	Kit - Seal Repair (Incl. Ref. #3, 5-8 & 10)	1
7		Backup	1				

\*Not Illustrated



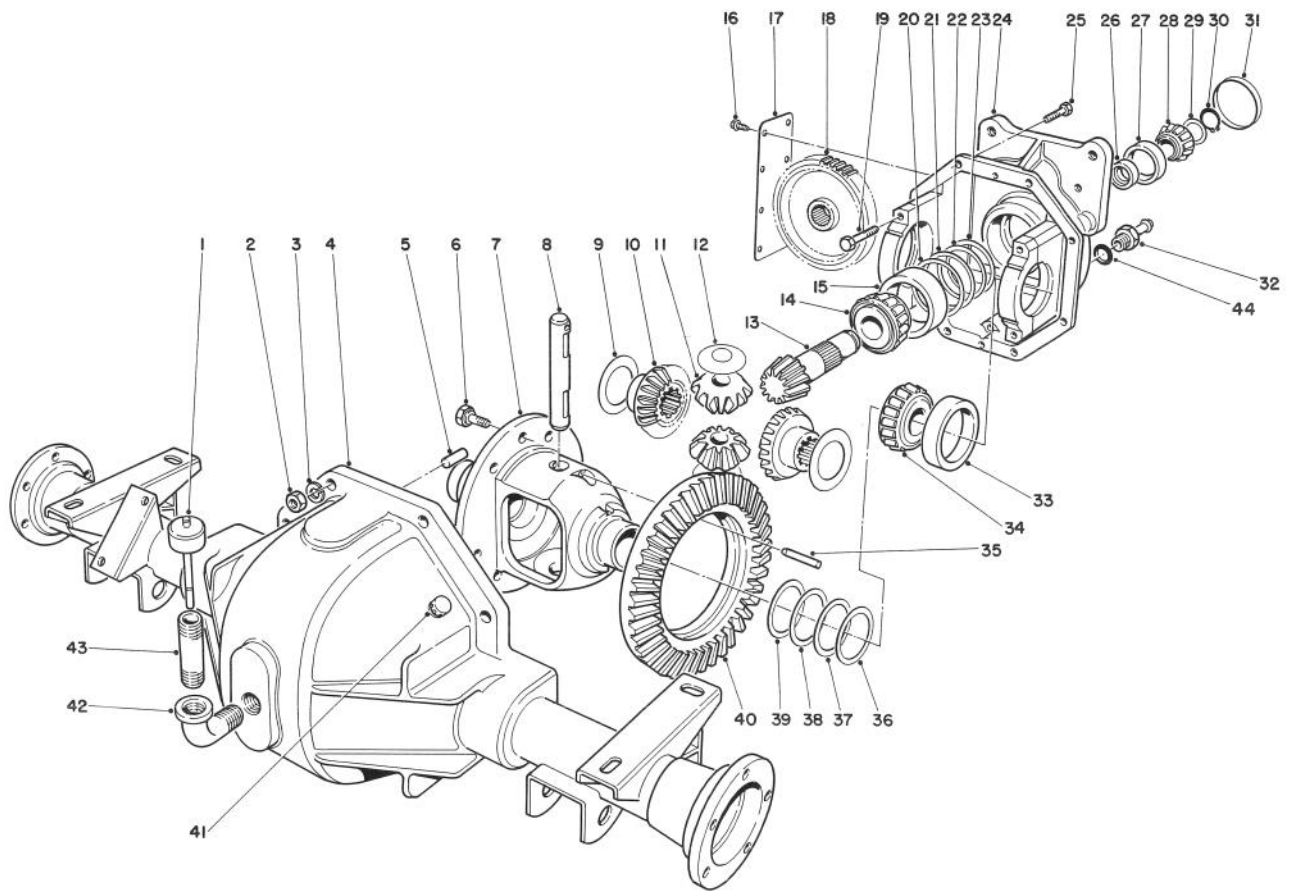
T-0690

## DIFFERENTIAL ASSEMBLY

Ref. No.	Part No.	Description	No. Used
1	27-3710	Dipstick	1
2	3219-2	Nut	8
3	3255-8	Washer - Lock	8
4	43-6850	Assembly - Lower Housing	1
5	21-8270	Pin - Dowel	2
6	21-7770	Screw - Drive Gear	5
7	21-7670	Case - Differential	1
8	21-7700	Shaft - Pinion Mate	1
9	21-7720	Washer - Thrust	2
10	24-8790	Gear - Bevel Diff. Side	2
11	21-7690	Gear - Pinion	2
12	21-7730	Washer - Thrust	2
13		Pinion - Drive (Incl. Ref. #40)	1
14	43-6760	Cone - Bearing	1
15	43-6750	Cup - Bearing	1
16	12-5450	Screw - Thread Forming	8
17	21-7830	Cover - Gear	1
18	86-7230	Gear - Spur	1
19	324-23	Screw - Cap Hex. Hd.	4
20	43-6710	Shim - Adjusting .003	A/R
21	43-6711	Shim - Adjusting .005	A/R
22	43-6712	Shim - Adjusting .010	A/R
23	43-6713	Shim - Adjusting .030	A/R
24	86-7930	Upper Housing Assembly (Incl. Ref. #19)	1

Ref. No.	Part No.	Description	No. Used
25	3210-7	Screw - Cap Hex. Hd.	8
26	21-8020	Spacer - Bearing Frt. Pinion	1
27	254-90	Cup - Bearing	1
28	254-91	Cone - Bearing	1
29	46-2210	Shim - Front Pinion Bearing (.031)	A/R
*	46-2211	Shim - Front Pinion Bearing (.033)	A/R
*	46-2212	Shim - Front Pinion Bearing (.035)	A/R
*	46-2213	Shim - Front Pinion Bearing (.037)	A/R
*	46-2214	Shim - Front Pinion Bearing (.039)	A/R
*	46-2215	Shim - Front Pinion Bearing (.041)	A/R/
*	46-2216	Shim - Front Pinion Bearing (.043)	A/R
*	46-2220	Shim - Front Pinion Bearing (.045)	A/R
*	46-2221	Shim - Front Pinion Bearing (.047)	A/R
*	46-2222	Shim - Front Pinion Bearing (.049)	A/R
*	46-2223	Shim - Front Pinion Bearing (.051)	A/R

\*Not Illustrated



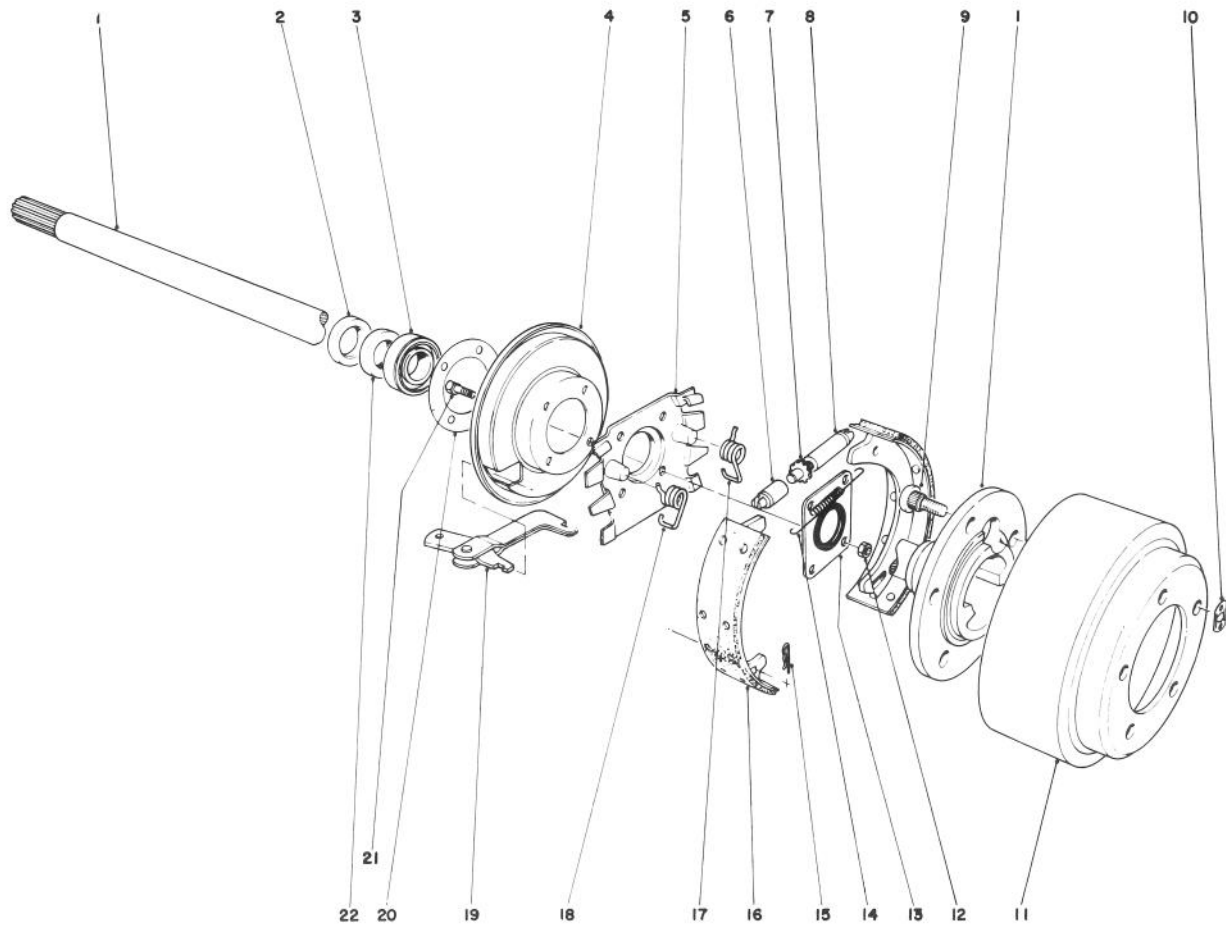
T-0690

## DIFFERENTIAL ASSEMBLY (Continued)

Ref. No.	Part No.	Description	No. Used
29	46-2224	Shim - Front Pinion Bearing (.053)	A/R
*	46-2225	Shim - Front Pinion Bearing (.055)	A/R
*	46-2226	Shim - Front Pinion Bearing (.057)	A/R
*	46-2410	Shim - Front Pinion Bearing (.062)	A/R
*	46-2411	Shim - Front Pinion Bearing (.064)	A/R
*	46-2412	Shim - Front Pinion Bearing (.066)	A/R
*	46-2413	Shim - Front Pinion Bearing (.068)	A/R
*	46-2414	Shim - Front Pinion Bearing (.070)	A/R
*	46-2415	Shim - Front Pinion Bearing (.072)	A/R
*	46-2416	Shim - Front Pinion Bearing (.074)	A/R
*	46-2420	Shim - Front Pinion Bearing (.076)	A/R
*	46-2421	Shim - Front Pinion Bearing (.078)	A/R
*	46-2422	Shim - Front Pinion Bearing (.080)	A/R

Ref. No.	Part No.	Description	No. Used
29	46-2423	Shim - Front Pinion Bearing (.082)	A/R
*	46-2424	Shim - Front Pinion Bearing (.084)	A/R
*	46-2425	Shim - Front Pinion Bearing (.086)	A/R
*	46-2426	Shim - Front Pinion Bearing (.088)	A/R
30	43-6550	Ring - Retaining	1
31	21-7850	Plug - Cap	1
32	354-18	Fitting - Hose Barb (Incl. Ref. #44)	1
33	254-66	Cup - Bearing Tapered	2
34	254-65	Cone - Bearing Tapered	2
35	32121-15	Pin - Roll	1
36	21-8090	Shim - Diff. Adjust. .003"	A/R
37	21-8100	Shim - Diff. Adjust. .005"	A/R
38	21-8110	Shim - Diff. Adjust. .010"	A/R
39	21-8120	Shim - Diff. Adjust. .030"	A/R
40		Gear - Ring	1
41	72-9420	Vent Tube Assembly	1
42	2811-9	Street Elbow 90°	1
43	289-38	Nipple - Pipe	1
44	237-81	Seal - O-Ring	1
*	43-6510	Gear & Pinion Assembly (Incl. Ref. #13 & 40)	1

\*Not Illustrated



T-0535

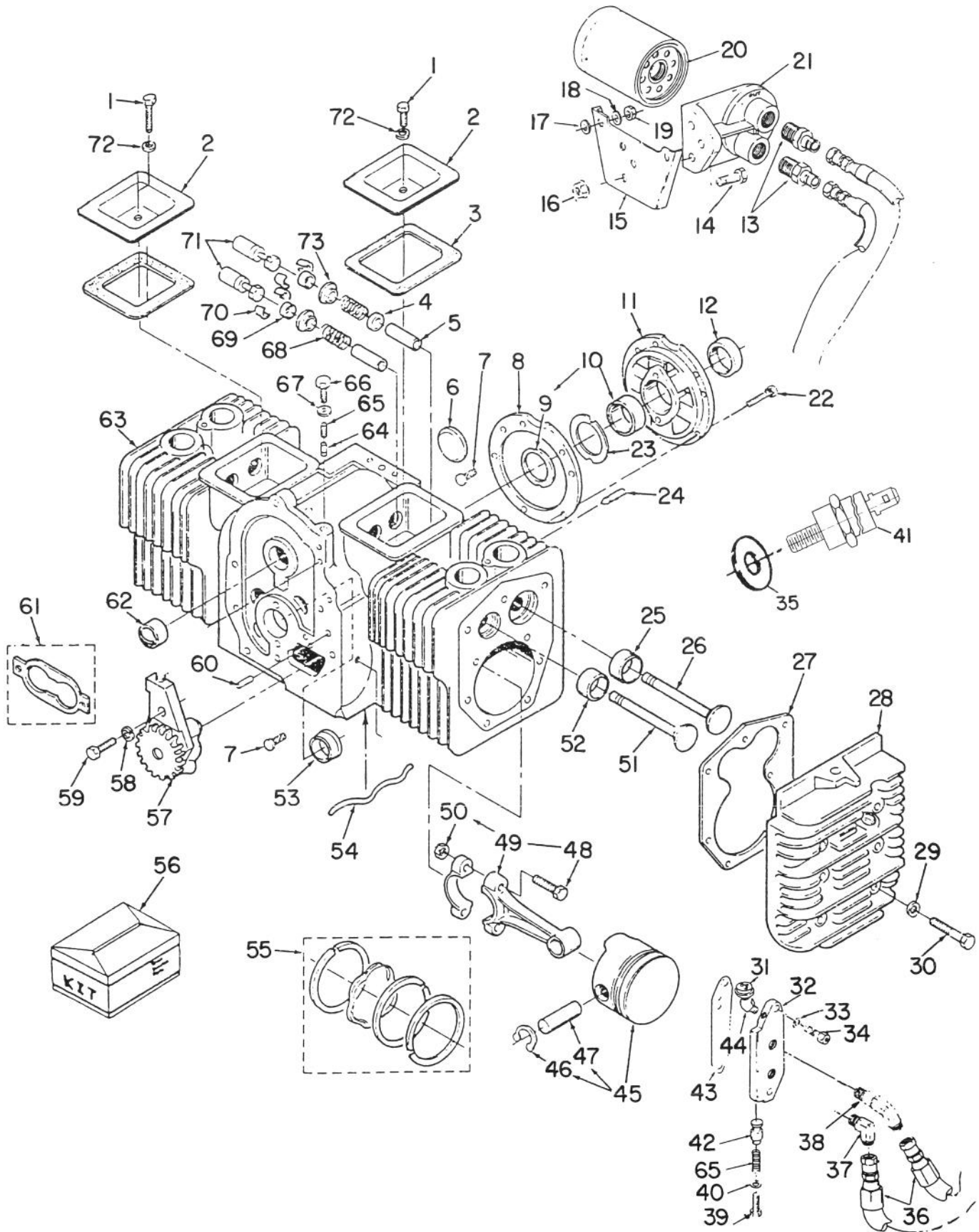
## BRAKE ASSEMBLY

Ref. No.	Part No.	Description	No. Used
1	27-6860	Shaft - Axle, Flanged L.H.	1
*	27-6850	Shaft - Axle, Flanged R.H.	1
2	21-8330	Oil Seal	2
3	21-8180	Bearing - Tapered Roller	2
4	21-9450	Dust Shield	2
5	40-2190	Torque Spider	2
6	21-9390	Socket - Adjusting Screw	2
7	21-9370	Adjusting Screw	2
8	21-9380	Nut - Pivot	2
9	242-34	Stud - Axle Flange	10
10	21-8360	Clip - Retaining	2
11	28-0680	Brake Drum	2

Ref. No.	Part No.	Description	No. Used
12	43-6800	Nut - Lock, Flange Hd.	8
13	28-0670	Oil Seal	2
14	21-9440	Screw - Spring Adjusting	2
15	21-9460	Retainer - Parking Brake	4
16	43-2690	Assy. - Shoe & Lining	4
17	21-9420	Spring - Shoe Return L.H.	2
18	21-9430	Spring - Shoe Return R.H.	2
19	27-6880	Strut/Lever - Parking Brake	2
20	21-8320	Gasket - Wheel Bearing	2
21	28-0660	Screw - Cap Hex. Hd.	8
22	24-8840	Ring - Wheel Bearing	2
*	21-9470	Package - Lined Shoes	2

\*Not Illustrated

# CYLINDER BLOCK ASSY. ONAN P220G TYPE I/10808D



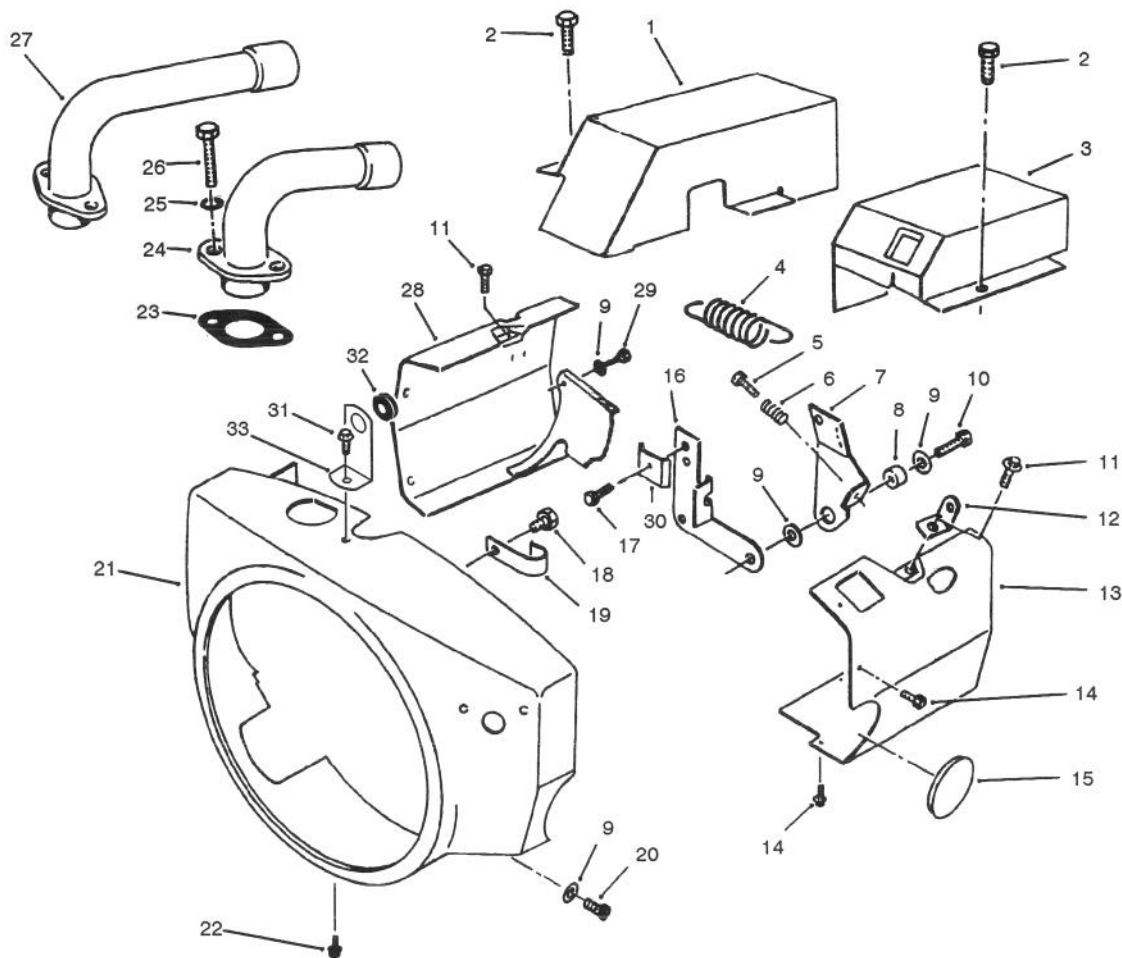


# CYLINDER BLOCK ASSY. ONAN P220G TYPE I/10808D

Ref. No.	Part No.	Description	No. Used
1	321-10	Screw - Cap Hex. Hd.	2
2	71-5850	Cover - Valve	2
3	57-8280	Gasket - Valve Cover	2
4	71-6180	Seal - Intake Valve	2
5	71-6250	Guide - Exhaust Valve	2
5	71-6260	Guide - Intake Valve	2
6	57-9690	Plug - Welch	1
7	59-0730	Pin - Drive	4
8	57-8010	Gasket	1
9	57-8160	Washer - Thrust	2
10	57-8050	Bearing - Std. Crankshaft (Incl. Ref. #9)	1
*	59-0020	Bearing - Crankshaft .002" undersize (Incl. Ref. #9)	1
*	57-8060	Bearing - Crankshaft .010" undersize (Incl. Ref. #9)	1
*	59-0030	Bearing - Crankshaft .020" undersize (Incl. Ref. #9)	1
*	59-0040	Bearing - Crankshaft .030" undersize (Incl. Ref. #9)	1
11	57-8040	Plate - Bearing	1
12	57-9590	Seal - Oil	1
13	59-0660	Hose - Oil	2
14	322-4	Screw - Cap Hex. Hd.	3
15	59-0300	Bracket	1
16	59-1130	Nut	3
17	59-0840	Washer - Flat	2
18	59-0860	Washer - Flat	2
19	3217-4	Nut - Hex.	2
20	57-8530	Filter - Oil	1
21	57-8540	Base - Filter	1
22	71-6240	Screw - Flange	5
23	57-8170	Shim	A/R
24	3247-4	Screw - Socket Hd. Set	2
25	59-0050	Insert - Valve Seat Std.	2
*	59-0080	Insert - Valve Seat .010" OS	2
26	71-5770	Valve - Intake	2
27	57-8830	Gasket	2
28	71-5820	Head - Cylinder R.H.	1
29	57-9770	Washer - Flat	18
30	71-6270	Screw - Cap Hex. Hd.	18
31	57-9490	Switch - Low Oil Pressure	1
32	57-8510	Adapter - Oil Filter	1
33	57-9750	Washer - Flat	2
34	3274-18	Screw - Cap Soc. Hd.	2
35	3256-1	Washer - Flat	1
36	57-9220	Hose - Oil	2
37	59-0670	Elbow - Male (from Filter)	1
38	59-0680	Elbow - Male (to Filter)	1
39	3211-27	Screw - Cap Hex. Hd.	1
40	57-9760	Washer - Flat	1
41	72-3960	Switch - Temp. Cut-Off	1
42	57-8470	Valve - By-pass Plunger	1
43	82-0520	Gasket	1
44	59-0640	Elbow - Street 45°	1
45	82-1800	Piston - Std. (Incl. Ref. #46 & 47)	2

Ref. No.	Part No.	Description	No. Used
45	82-1810	Piston - .010" OS (Incl. Ref. #46 & 47)	2
*	82-1820	Piston - .020" OS (Incl. Ref. #46 & 47)	2
*	82-1830	Piston - .030" OS (Incl. Ref. #46 & 47)	2
46	57-9720	Ring - Retaining	4
47	71-6310	Pin - Piston	4
48	57-8410	Bolt - Special	4
49	57-8420	Rod - Connecting Std. (Incl. Ref. #48 & 50)	2
*	57-8430	Rod - Conn. .010 undersize (Incl. Ref. #48 & 50)	2
*	57-8440	Rod - Conn. .020 undersize (Incl. Ref. #48 & 50)	2
*	59-0250	Rod - Conn. .030 undersize (Incl. Ref. #48 & 50)	2
50	57-9790	Nut - Lock Hex. Crown	4
51	71-5780	Valve - Exhaust	2
52	59-0100	Insert - Exhaust Valve Seat	2
53	57-8020	Bearing - Flange Std.	1
*	57-9360	Bearing - Flange .002" undersize	1
*	57-8030	Bearing - Flange .010" undersize	1
*	57-9800	Bearing - Flange .020" undersize	1
*	59-0010	Bearing - Flange .030" undersize	1
54	59-0290	Tube - Oil	1
55	82-1840	Ring Set - Piston Std.	2
*	82-1850	Ring Set - Piston .010" oversize	2
*	82-1860	Ring Set - Piston .020" oversize	2
*	82-1870	Ring Set - Piston .030" oversize	2
56	71-6290	Kit - Gasket Comp. Engine	1
57	57-8480	Pump - Oil	1
58	3253-3	Washer - Lock	2
59	321-6	Screw - Cap Hex. Hd.	2
60	59-0750	Pin - Alignment	2
61	57-8460	Kit - Gasket, Oil Pump	1
62	57-8000	Bearing - Camshaft	2
63	82-1880	Block - Short	1
64	57-8470	Plunger - Bypass Valve	1
65	57-8500	Spring - Bypass Valve	2
66	59-0910	Screw - Cap Hex. Hd.	1
67	57-9760	Washer - Flat	1
68	71-5790	Spring - Valve	4
69	71-5830	Cap - Valve	4
70	71-5840	Lock - Valve Spring	8
71	57-8450	Tappet - Valve Std.	4
*	59-0260	Tappet - Valve .002" OS	4
*	59-0270	Tappet - Valve .005" OS	4
72	57-9740	Washer - Flat	2
73	71-5800	Washer - Valve Spring Ret.	4
*	71-6300	Kit - Valve Grinding	1

\*Not Illustrated

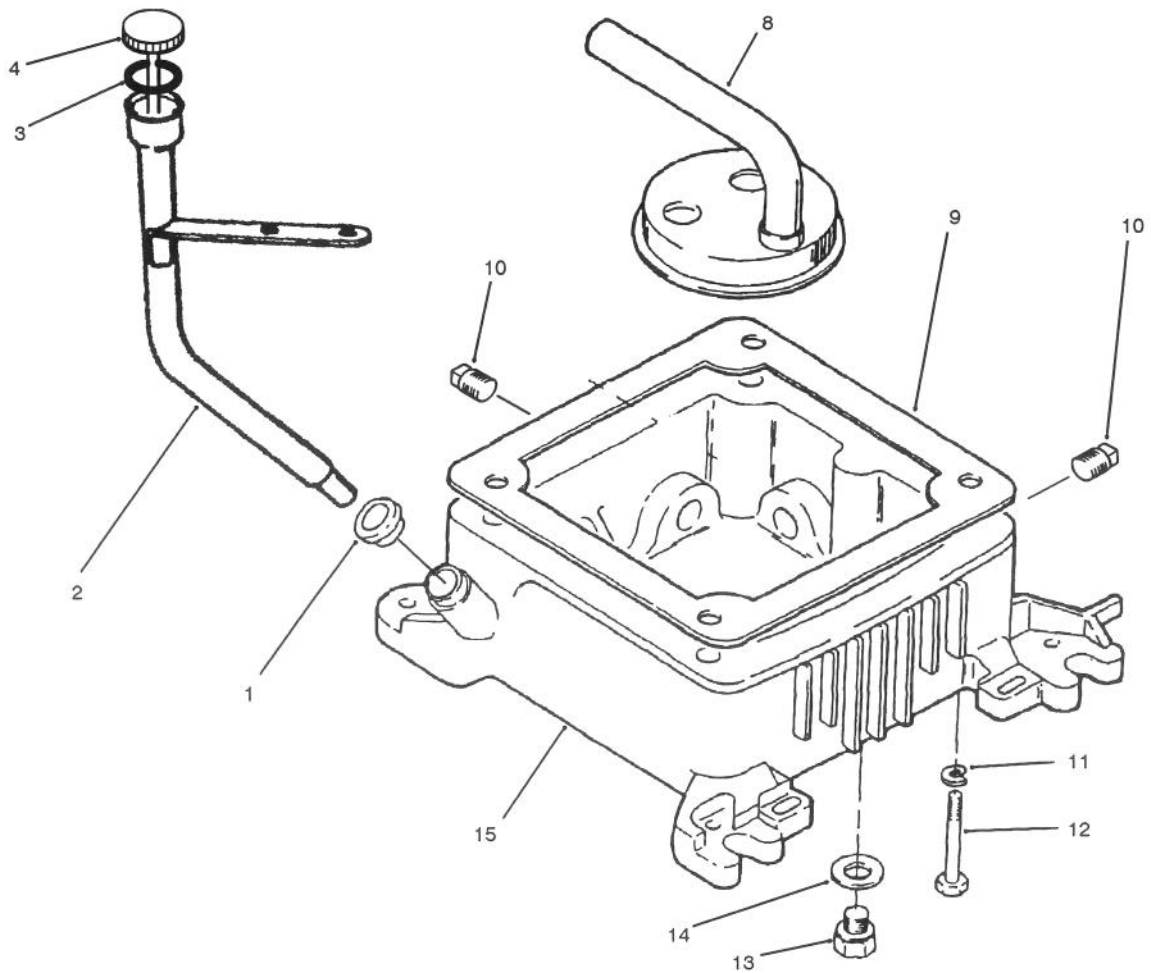


T-0755

## ENGINE AIR HOUSING – ONAN P220G TYPE I/10808D

Ref. No.	Part No.	Description	No. Used
1	72-3970	Cover – Exhaust Tube L.H.	1
2	59-1090	Screw – Hex. Washer Hd.	2
3	72-3980	Cover – Exhaust Tube R.H.	1
4	57-9100	Spring	1
5	59-1030	Screw – Self Tap. Hex. Hd.	1
6	59-0430	Spring – Idle Setting	1
7	57-9140	Arm – Governor Control	1
8	57-9120	Bushing	1
9	3256-1	Washer – Flat	8
10	59-1010	Screw – Hex. Flange Hd.	2
11	3234-5	Screw – Hex. Flange Hd.	2
12	59-0630	Bracket – Lift	2
13	71-5940	Housing – R.H.	1
14	59-1080	Screw – Hex. Flange Hd.	4
15	71-6150	Grommet – Air Seal	1
16	57-9150	Bracket – Cable	1
17	72-3900	Screw – Self Tap. Hex. Hd.	1

Ref. No.	Part No.	Description	No. Used
18	3234-13	Screw – Hex. Flange Hd.	1
19	71-6220	Clip – Wire	1
20	59-0980	Screw – Self Tap. Hex. Hd.	4
21	71-5930	Housing – Blower	1
22	59-0970	Screw – Self Tap. Hex. Hd.	1
23	57-9210	Gasket	2
24	57-9230	Outlet	1
25	3256-3	Washer – Flat	4
26	322-3	Screw – Cap Hex. Hd.	4
27	57-9240	Outlet	1
28	71-5910	Housing – L.H.	1
29	59-0980	Screw – Self Tap Hex. Hd.	2
30	57-9190	Clamp – Cable	1
31	49-2040	Screw	1
32	71-6140	Grommet	1
33	71-5970	Bracket	1

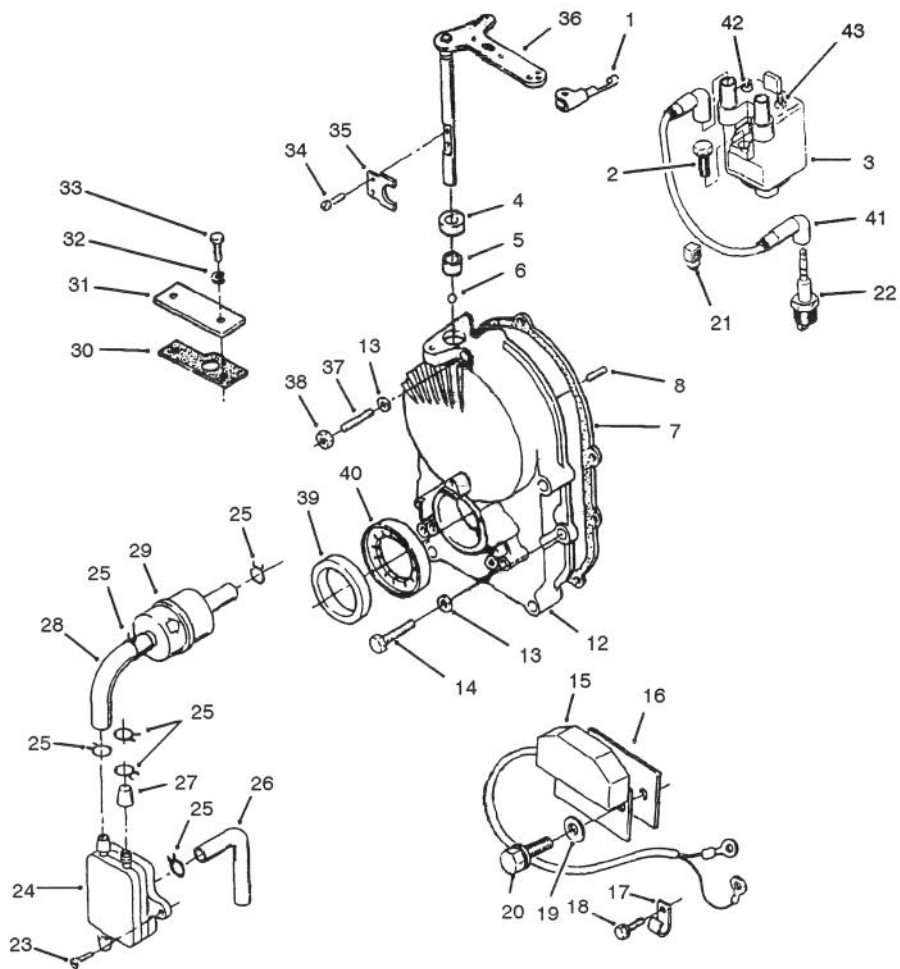


T-1261

### OIL BASE & FUEL PUMP – ONAN P220G TYPE I/10808D

Ref. No.	Part No.	Description	No. Used
1	71-6170	Seal	1
2	82-1790	Oil Fill Tube & Bracket Assy.	1
3	57-9610	O-Ring	1
4	71-5880	Cap (Incl. Ref. #3)	1
8	57-8490	Cup - Intake	1
9	57-8090	Gasket	1

Ref. No.	Part No.	Description	No. Used
10	281-2	Plug	2
11	3253-5	Washer - Lock	4
12	323-42	Screw - Cap Hex. Hd.	4
13	57-8080	Plug	1
14	57-8070	Gasket	1
15	71-5730	Base (Incl. Ref. #9, 10, 13 & 14)	1



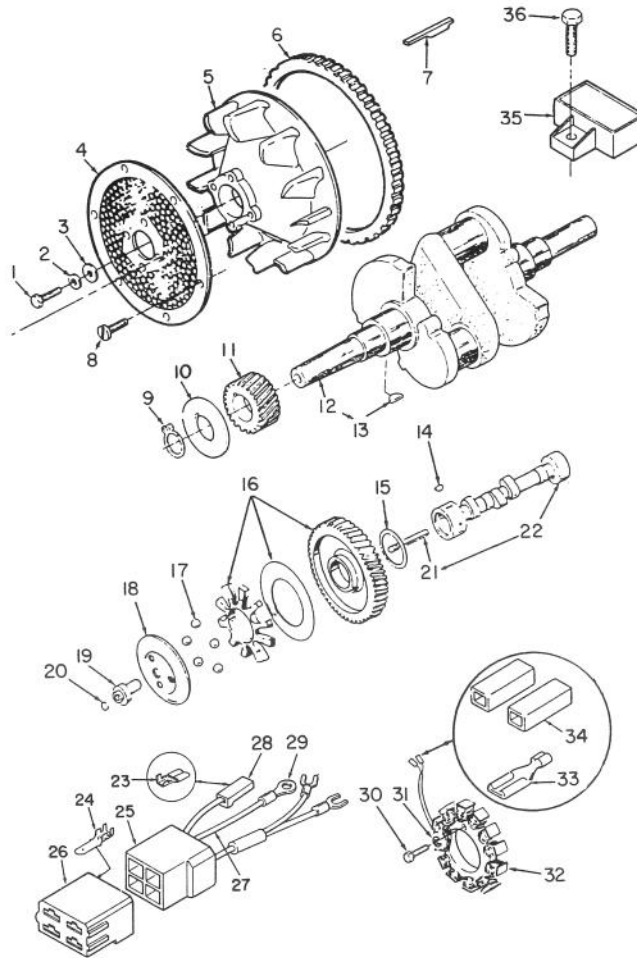
T-0754

## IGNITION CONTROL – ONAN P220G TYPE I/10808D

Ref. No.	Part No.	Description	No. Used
1	57-9730	Clip – Retaining	1
2	71-6460	Screw – Flange Hex. Hd.	2
3	71-6000	Coil	1
4	57-9570	Seal – Oil	1
5	57-9650	Bearing	1
6	57-9630	Ball – Bearing	1
7	71-6360	Gasket	1
8	59-0740	Pin – Dowel	1
12	71-6350	Kit – Gearcase (Incl. Ref. #4-6, 8-11, 26, & 34-36)	1
13	57-9750	Washer – Flat	5
14	322-9	Screw – Cap Hex. Hd.	4
15	71-6380	Control – Ignition	1
16	71-6410	Insulator	1
17	71-6220	Clip – Wire	2
18	71-6450	Screw – Flange Hex. Hd.	1
19	3254-1	Washer – Lock	2
20	71-6400	Screw – Flange Hex. Hd.	2
21	71-6060	Clip	1
22	57-9340	Plug – Spark	2
23	59-1050	Screw – Self Tap. Pan Hd.	2

Ref. No.	Part No.	Description	No. Used
24	57-9080	Pump – Fuel	1
25	57-9550	Clamp	7
26	71-6100	Line – Pulse	1
27	59-0370	Cap – Fuel Fitting	1
28	59-0710	Hose	1
29	71-5960	Filter – Fuel	1
30	57-9260	Gasket – Plate	1
31	71-5990	Plate – Ign. Plunger Cover	1
32	3256-1	Washer – Flat	2
33	321-3	Screw – Cap Hex. Hd.	2
34	3250-16	Screw – Mach. Pan Hd.	2
35	59-0420	Yoke	1
36	59-0440	Shaft	1
37	59-0790	Stud	1
38	3217-6	Nut – Hex.	1
39	57-9580	Seal – Oil	1
40	71-6010	Rotor – Ignition	1
41	71-6420	Cable – Plug 9" Long	1
42	71-6440	Nut – Flange	1
43	71-6430	Nut – Flange	1
*	71-6020	Cable – Plug 18.5" Long	1

\*Not Illustrated



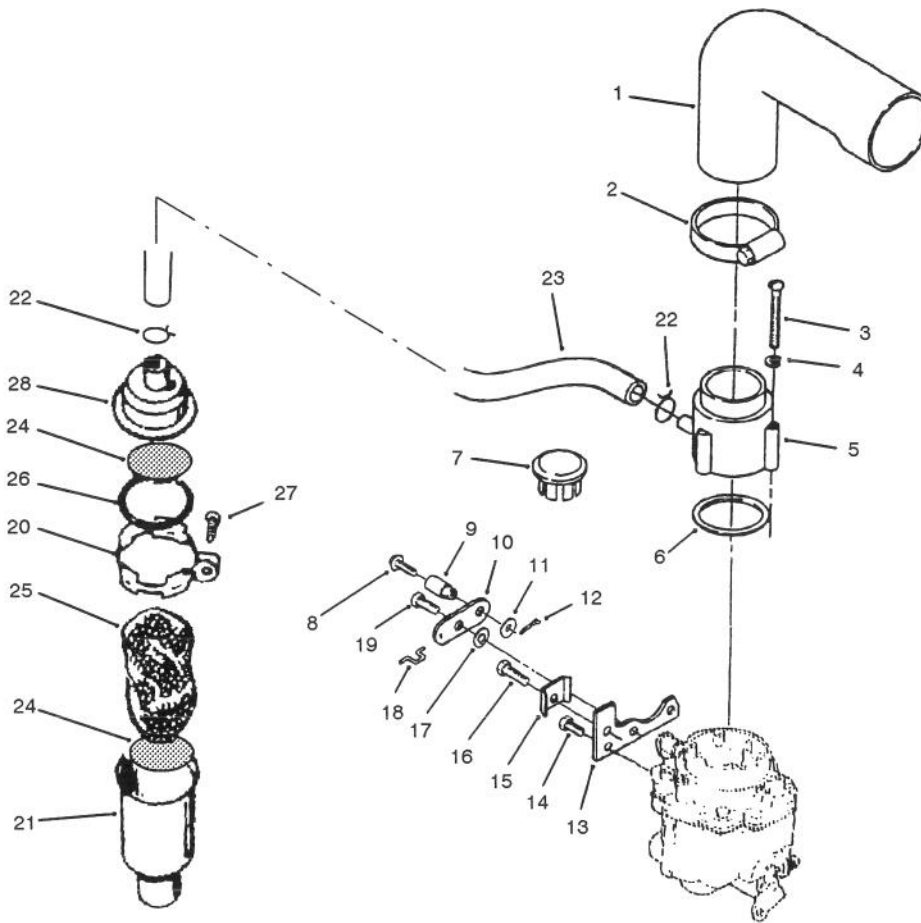
T-0756

## BLOWER & CRANKSHAFT – ONAN P220G TYPE I/10808D

Ref. No.	Part No.	Description	No. Used
1	57-8150	Screw – Cap Hex. Hd. Spec.	1
2	3253-6	Washer – Lock	1
3	59-0810	Washer	1
4	71-5900	Screw – Air Inlet	1
5	71-5920	Flywheel (Incl. Ref. #6)	1
6	57-8180	Gear – Ring	1
7	71-6190	Key – Flywheel	1
8	71-6340	Screw – Flange	6
9	57-9710	Ring – Retaining	1
10	57-8140	Washer – Special	1
11	57-8130	Gear – Crankshaft	1
12	71-5750	Crankshaft (Incl. Ref. #13)	1
13	57-9660	Key – Gear	1
14	57-9660	Key – Woodruff	1
15	57-8230	Washer	1
16	57-8210	Gear	1
17	57-9640	Ball – Governor	5
18	59-0450	Cup – Governor	1
19	57-9130	Hub – Cup, Governor	1

Ref. No.	Part No.	Description	No. Used
20	57-9090	Ring – Retaining	1
21	59-0400	Pin	1
22	71-6320	Camshaft (Incl. Ref. #21)	1
23	72-4000	Terminal – Receptacle	5
24	72-4040	Terminal – Tab	4
25	72-4010	Housing – Receptacle	1*
26	72-4020	Housing – Tab	1
27	71-6070	Harness – Wiring	1
28	72-4030	Housing	1
29	72-3990	Terminal – Ring	1
30	71-6390	Screw – Mach. Hex. Hd.	3
31	3253-2	Washer – Lock	3
32	57-9440	Stator	1
33	59-0590	Terminal	3
34	71-6370	Body – Terminal	2
35	71-6030	Regulator	1
36	59-1080	Screw – Cap Hex. Hd.	1
*	71-6230	Kit – Connector, Harness (Incl. Ref. #24 & 26)	1

\*Not Illustrated

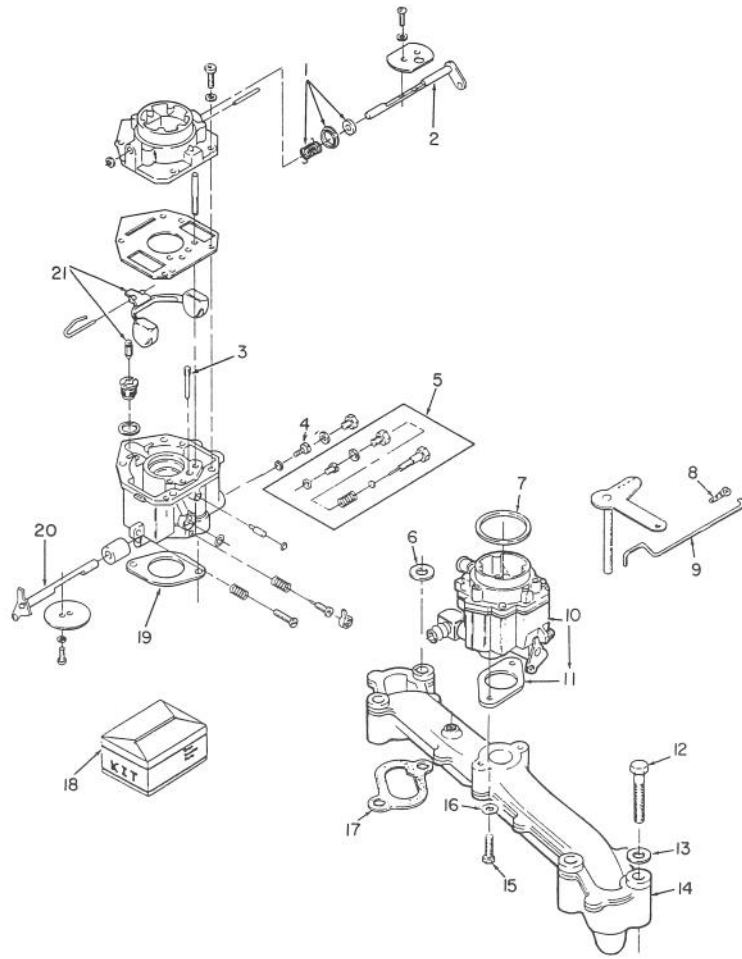


T-0770

### AIR CLEANER & CHOKE – ONAN P220G TYPE I/10808D

Ref. No.	Part No.	Description	No. Used
1	57-8800	Elbow – Air Inlet	1
2	59-0690	Clamp	2
3	59-0940	Screw – Mach. Rd. Hd.	3
4	3253-2	Washer – Lock	3
5	57-8720	Adapter – Carburetor	1
6	57-9620	Seal	1
7	71-6210	Plug – Button	1
8	72-3890	Screw – Mach. Hex. Hd.	1
9	57-9170	Swivel	1
10	59-0460	Lever – Choke	1
11	59-0580	Washer – Flat	2
12	59-0720	Pin – Cotter	1
13	59-0470	Bracket	1
14	72-3880	Screw – Flange Hex. Hd.	1

Ref. No.	Part No.	Description	No. Used
15	57-9190	Clip	1
16	72-3900	Screw – Self Tap. Slot. Hd.	1
17	3254-1	Washer – Lock	1
18	57-9180	Link – Choke	1
19	59-1020	Screw – Shoulder	1
20	82-0530	Clamp	1
21	82-0540	Tube – Breather	1
22	57-9540	Clamp	1
23	71-6130	Hose – Breather	1
24	82-0560	Screen – Breather Tube	2
25	57-8580	Baffle – Breather Tube	1
26	82-0570	Seal – O-Ring	1
27	82-1480	Screw – Self Tapping	1
28	82-0550	Breather Cap & Valve	1

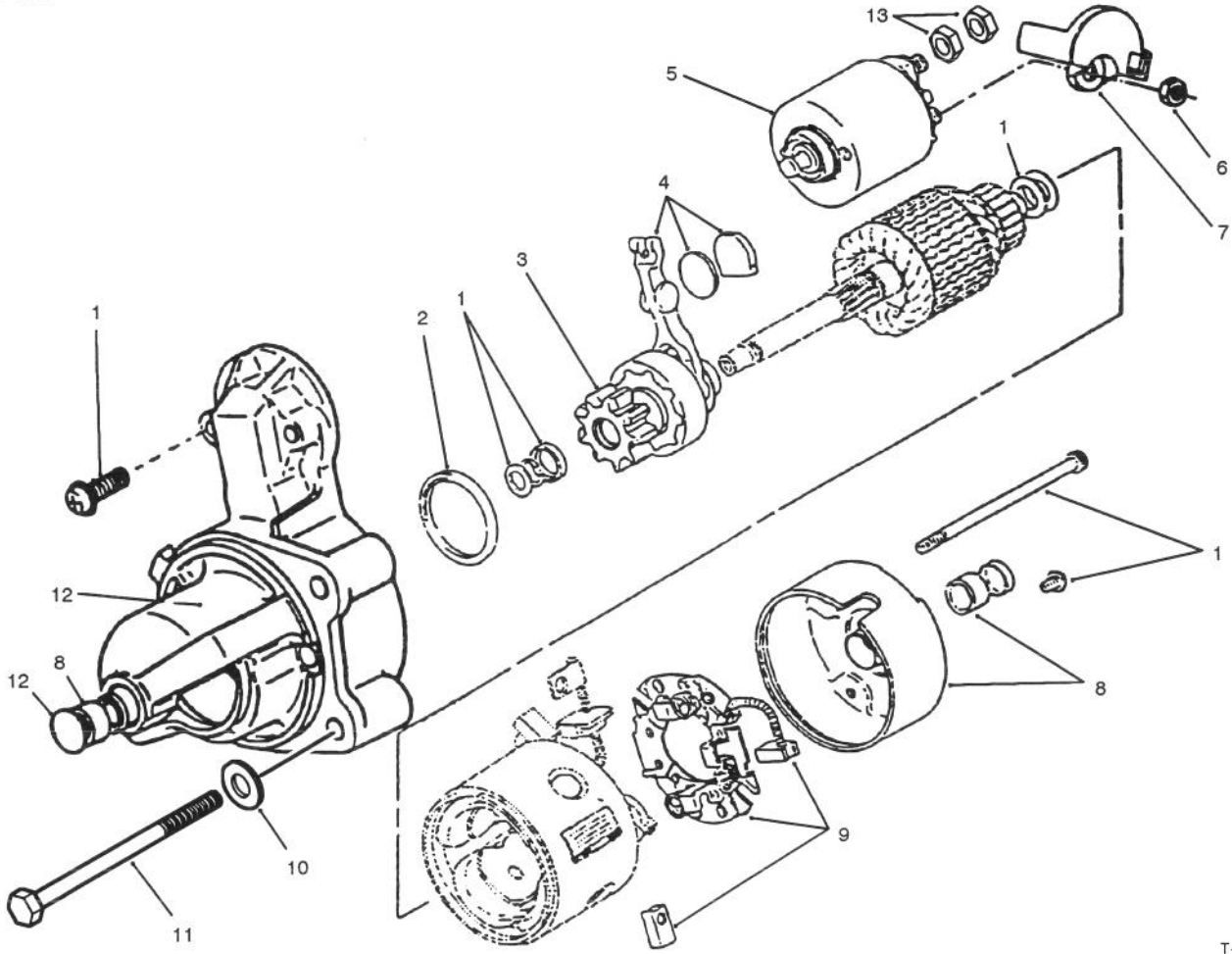


T-0771

## CARBURETOR – ONAN P220G TYPE I/10808D

Ref. No.	Part No.	Description	No. Used
1	72-3870	Kit – Choke Lever	1
2	72-3860	Shaft – Choke	1
3	62-2820	Jet – Idle	1
4	57-9050	Jet – Power	1
5	57-8950	Kit – Variable Jet	1
6	3256-23	Washer – Flat	1
7	57-9620	O-Ring	1
8	57-9700	Clip	1
9	57-9160	Rod – Governor Control	1
10	62-2790	Carburetor – Complete	1
11	57-9200	Gasket	1

Ref. No.	Part No.	Description	No. Used
12	322-10	Screw – Cap Hex. Hd.	4
13	3256-23	Washer – Flat	4
14	71-6480	Manifold – Intake	1
15	322-9	Screw – Cap Hex. Hd.	2
16	3256-1	Washer – Flat	2
17	71-5980	Gasket	2
18	62-2810	Kit – Float Repair	1
19	57-9200	Gasket	1
20	57-8920	Shaft – Throttle	1
21	62-2800	Kit – Float	1



T-1271

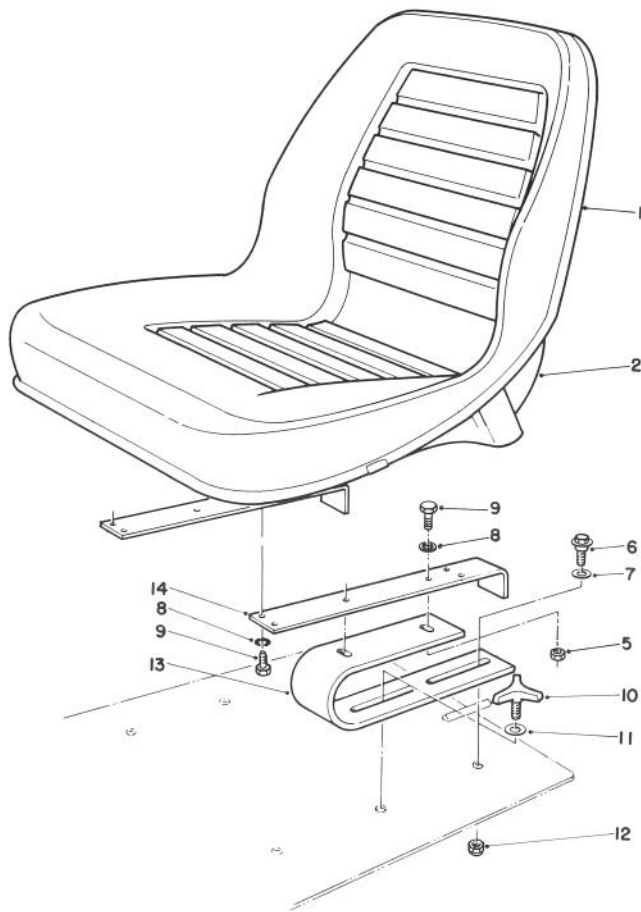
## STARTER – ONAN P220G TYPE I/10808D

Ref. No.	Part No.	Description	No. Used
1	62-2760	Starter Hardware Kit	1
2	72-3950	Dust Seal Kit	1
3	72-3940	Starter Clutch Kit	1
4	62-2770	Starter Shift Lever Kit	1
5	72-3930	Starter Solenoid Kit	1
6	82-1730	Nut – Hex.	1
7	82-1720	Cap Solenoid	1
8	62-2730	Starter Bushing Kit	1

Ref. No.	Part No.	Description	No. Used
9	62-2740	Starter Brush Kit	1
10	57-9770	Washer – Mounting Screw	2
11	322-22	Screw – Cap Hex. Hd.	2
12	62-2750	Brush Mounting Kit	1
13	57-6390	Nut – Jam	2
*	71-6040	Starter Assembly (Incl. Ref. #1-10 & 13)	1

\*Not Illustrated





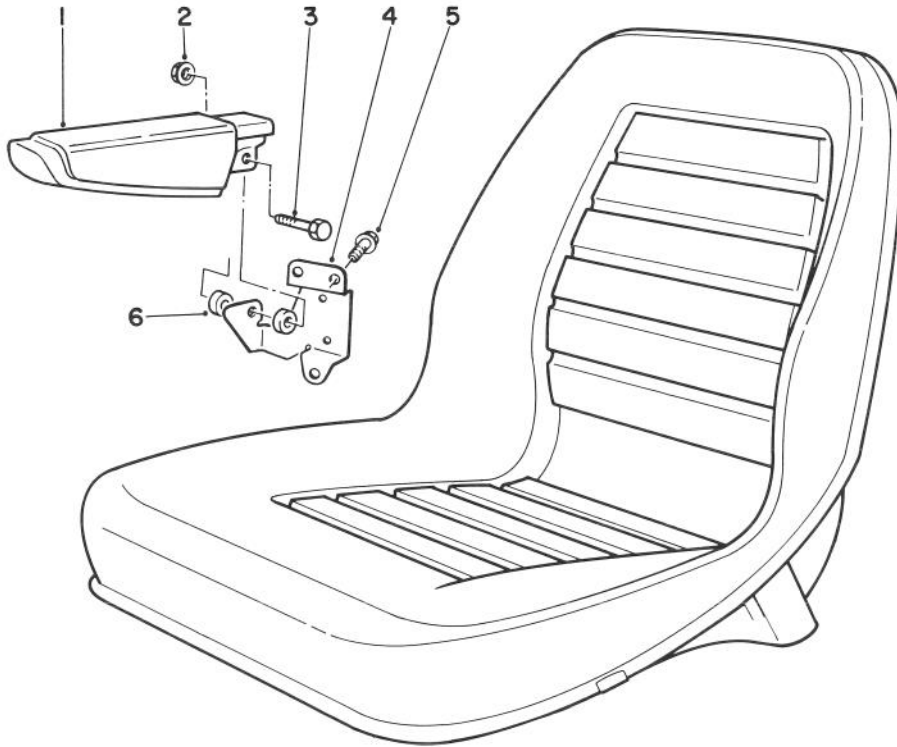
T-0777

## STANDARD SEAT KIT MODEL NO. 30769

Ref. No.	Part No.	Description	No. Used
1	67-9550	Cushion - Seat	1
2	67-9560	Shell - Seat	1
5	3217-6	Nut - Hex	4
6	27-5240	Bolt - Shoulder	2
7	3256-26	Washer - Flat	2
8	3253-4	Washer - Lock	8
9	322-5	Screw - Cap Hex. Hd.	8

Ref. No.	Part No.	Description	No. Used
10	27-4570	Handle - Adjustment	2
11	36-8020	Washer	2
12	3296-39	Nut - Lock	2
13	46-9110	Spring - Seat	2
14	46-9120	Mount - Seat	2
*	66-5400	Assembly - Seat (Incl. Ref. #1 & 2)	1

\*Not Illustrated



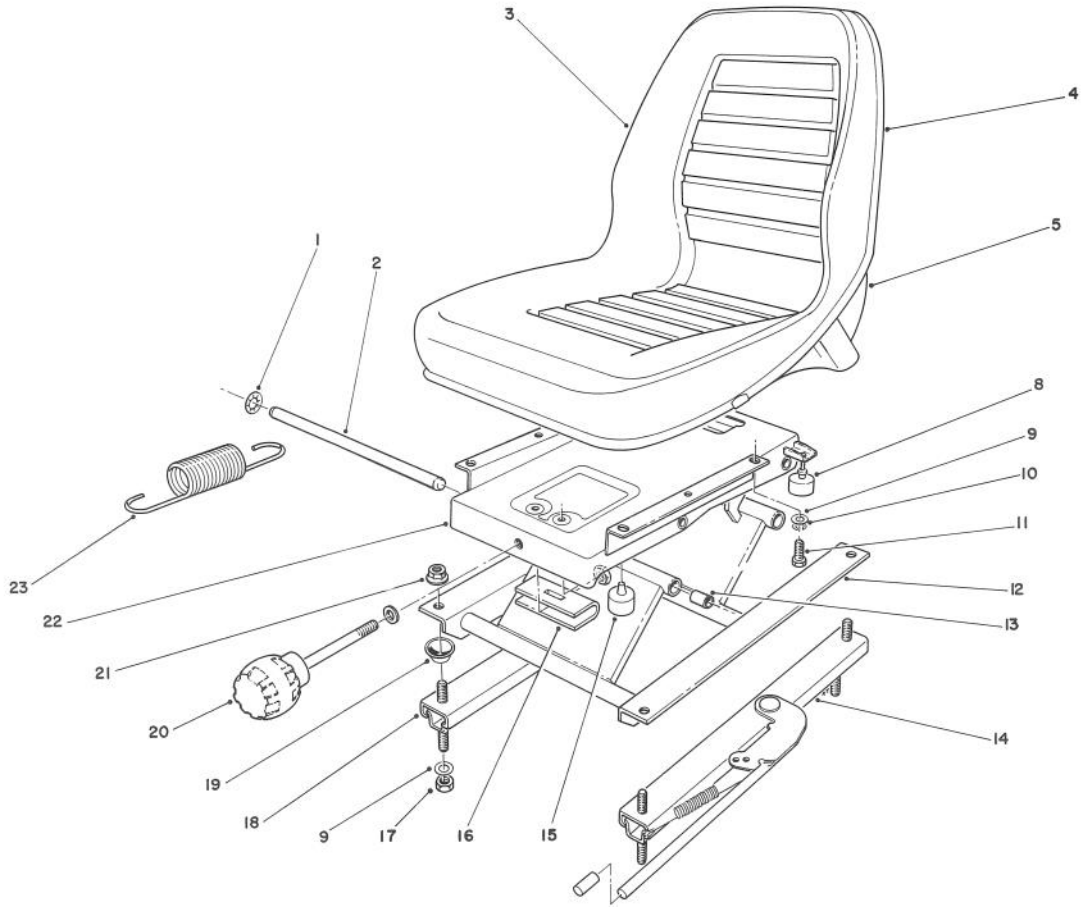
T-0634

## ARMREST KIT MODEL NO. 30707

Ref. No.	Part No.	Description	No. Used
1	69-1180	Armrest	2
2	32128-19	Nut - Lock, Flange	2
3	323-9	Screw - Cap Hex. Hd.	2
4	69-0770	Bracket - R.H. Arm	1

Ref. No.	Part No.	Description	No. Used
*	69-0760	Bracket - L.H. Arm	1
5	3234-14	Screw - Cap Hex. Flange	6
6	69-1260	Spacer	4

\*Not Illustrated

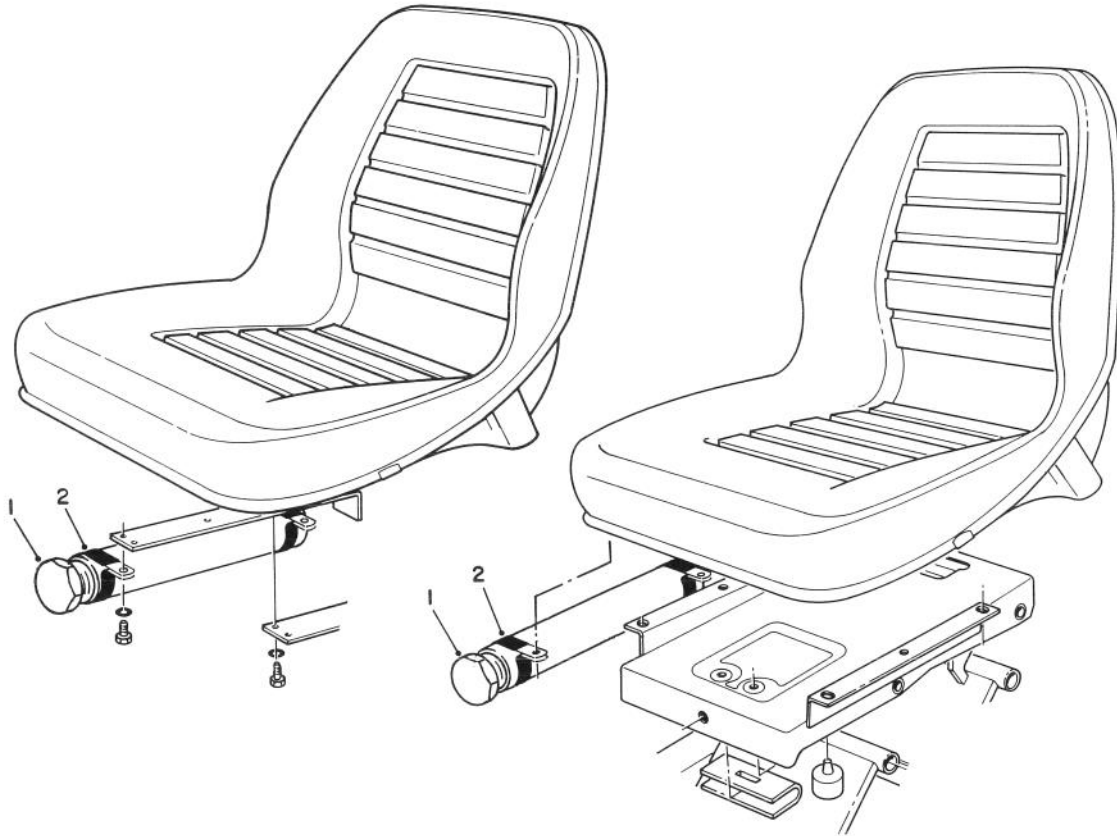


T-0454

## DELUXE SEAT KIT MODEL NO. 30772

Ref. No.	Part No.	Description	No. Used
1	66-8560	Nut - Push	4
2	76-1910	Shaft - Pivot	2
3	67-9550	Cushion - Seat	1
4	66-5400	Assembly - Seat (Incl. Ref. #3 & 5)	1
5	67-9560	Base - Seat	1
8	76-2940	Bumper	2
9	3256-2	Washer - Flat	8
10	3253-4	Washer - Lock	4
11	322-3	Screw - Cap Hex. Hd.	4
12	66-8610	Frame - Lower	1

Ref. No.	Part No.	Description	No. Used
13	76-1920	Bearing - Sleeve	4
14	66-8510	Adjuster w/Handle	1
15	66-8520	Bumper - Stop	2
16	66-8540	Hanger - Spring	1
17	3296-29	Nut - Hex.	4
18	66-8530	Adjuster	1
19	66-9290	Spacer - Suspension	4
20	76-1930	Knob Adjustment	1
21	32128-25	Nut - Lock, Flange	4
22	66-8600	Frame - Upper	1
23	76-1940	Spring - Extension	2

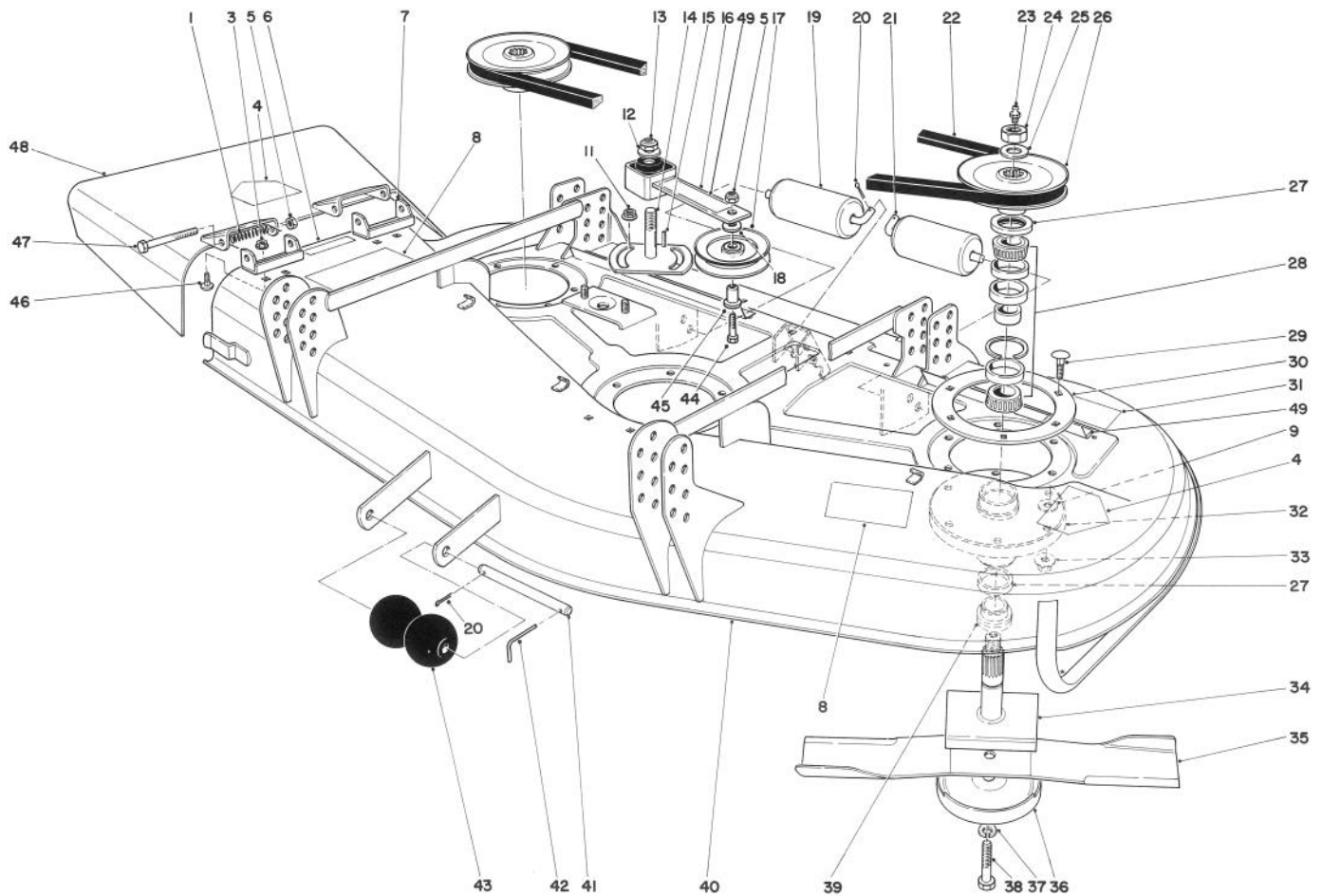


T-0778

## MANUAL STORAGE ASSEMBLY

Ref. No.	Part No.	Description	No. Used
1	74-0720	Tube - Manual	1

Ref. No.	Part No.	Description	No. Used
2	2412-133	R-Clamp	2



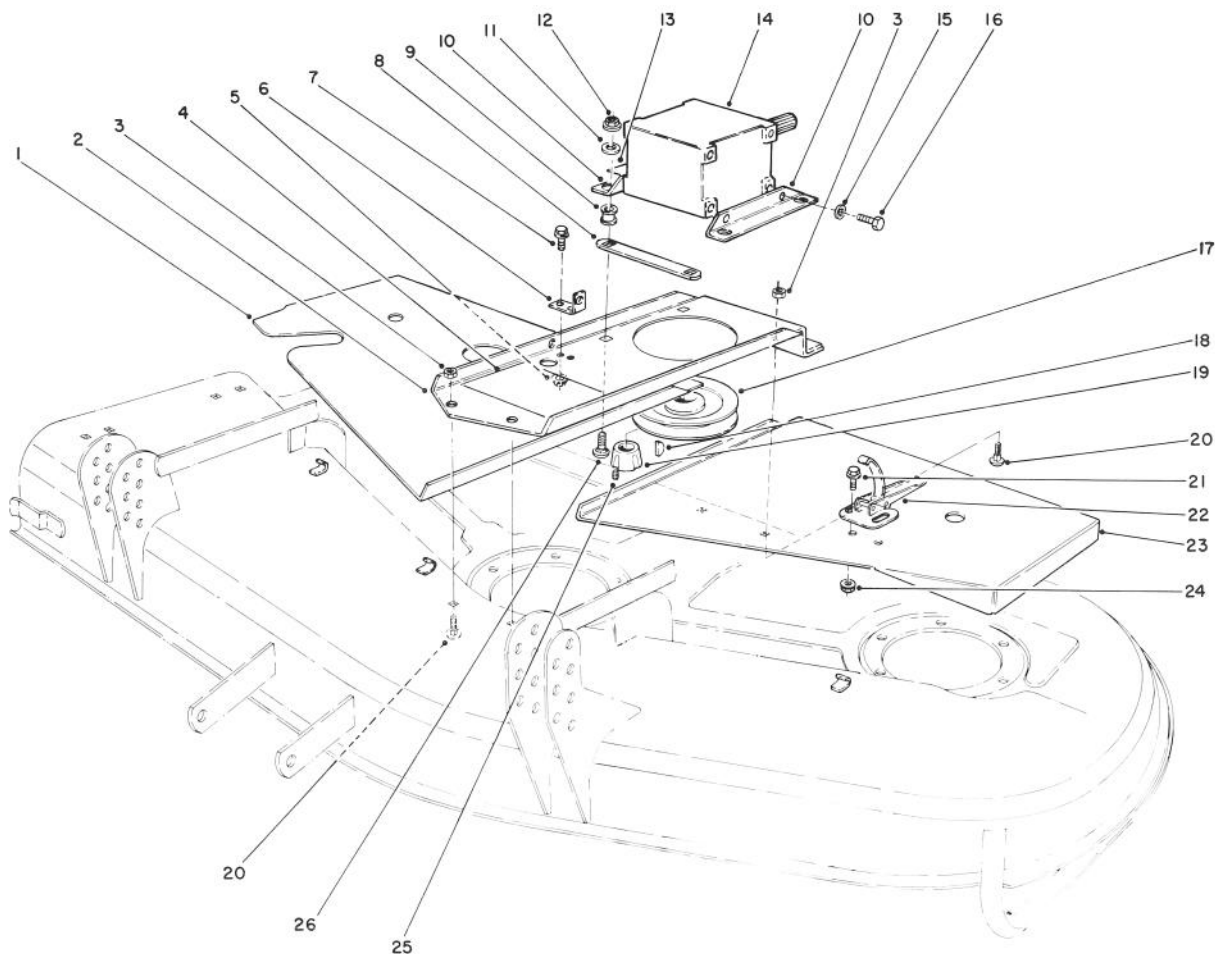
T-0574

## 52" CUTTING UNIT MODEL NO. 30555

Ref. No.	Part No.	Description	No. Used
1	40-6230	Spring - Torsion	2
3	32128-20	Nut - Lock	4
4	43-8480	Decal - Danger	2
5	3296-5	Nut - Lock	3
6	66-6380	Decal - Deflector Missing	1
7	29-5590	Pivot Bracket - Deflector	2
8	66-1340	Decal - Danger	2
9	3256-24	Washer - Flat	18
11	3290-357	Nut - Flange	2
12	3256-27	Washer - Flat	1
13	3296-33	Nut - Lock	1
14	28-9060	Plate - Idler	1
15	5-1077	Key - Square	1
16	27-8580	Idler Socket	1
17	65-5940	Pulley - Idler	1
18	7-0081	Washer - Special	1
19	36-1740	Roller - Deck	2
20	3272-11	Pin - Cotter	3
21	40-0340	Shaft - Rear Roller	2
22	27-1160	V-Belt	1
23	302-2	Fitting - Grease	3
24	32146-20	Nut - Lock	3
25	7-4150	Washer	3
26	27-0970	Pulley	3
27	253-139	Seal - Wave	6
28	46-8530	Assembly - Bearing	3

Ref. No.	Part No.	Description	No. Used
29	3231-22	Bolt - Carriage	18
30	27-7680	Ring - Deck Support	3
31	68-8340	Decal - Blade Bolt Torque	1
32	61-4160	Housing - Spindle	3
33	32128-21	Nut - Flange	18
34	27-0920	Spindle - Shaft	3
35	27-0990	Blade	3
36	72-9361	Anti-Scalp Cup	3
37	3253-27	Washer - Lock	3
38	44-2200	Screw - Blade Bolt	3
39	27-0950	Spacer - Spindle Bearing	3
40	72-9210	Cutting Deck	1
41	40-6400	Shaft - Roller	1
42	57-0690	Pin - Cotter, Special	1
43	29-4820	Roller	2
44	3211-8	Screw - Cap Hex. Hd.	1
45	65-5950	Bushing - Pulley	1
46	3230-23	Bolt - Carriage	4
47	3211-15	Screw - Cap Hex. Hd.	2
48	13-3949	Deflector - Grass (Incl. Ref. #4)	1
49	67-5360	Decal - Shield Missing	2
*	44-5480	Blade - High Sail (Optional)	3
*	27-0870	Assembly - Spindle (Incl. Ref. #23-28, 32, 34 & 39)	3

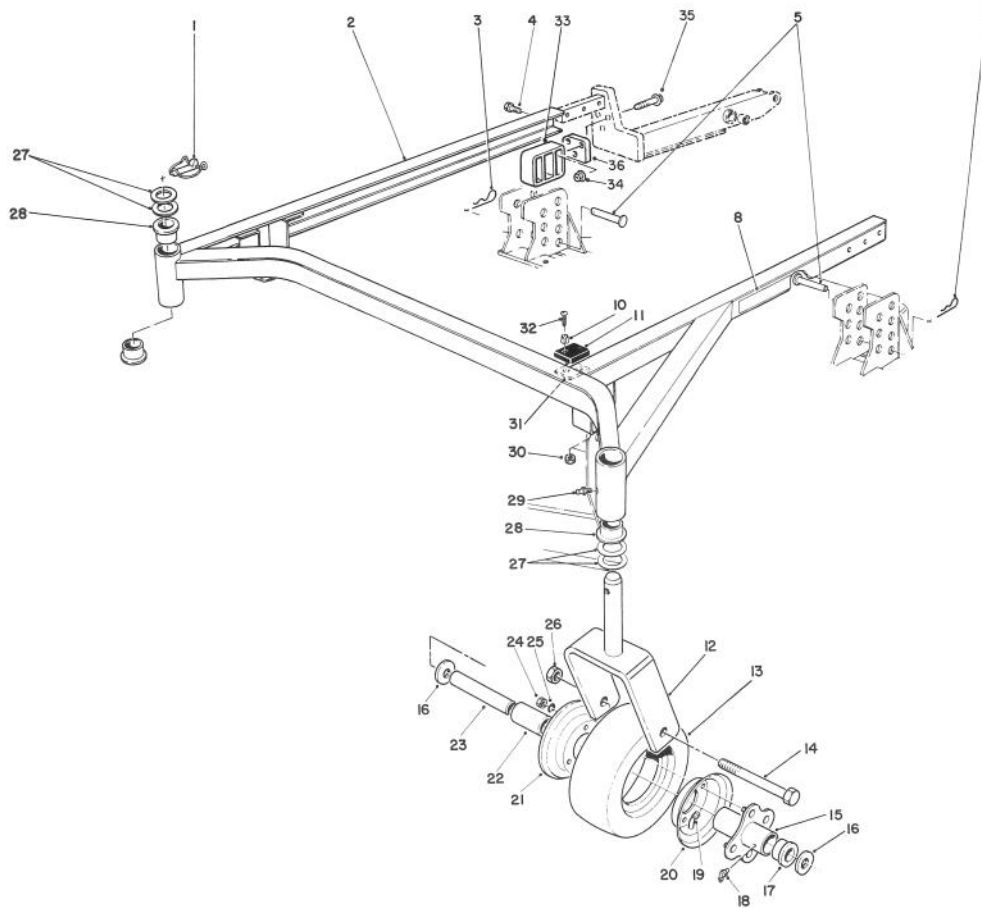
\*Not Illustrated



T-0576

## 52" CUTTING UNIT MODEL NO. 30555 (Continued)

Ref. No.	Part No.	Description	No. Used	Ref. No.	Part No.	Description	No. Used
1	72-9300	Cover R.H.	1	15	3253-21	Washer - Flat	4
2	72-9230	Base - Gear Box	1	16	323-4	Screw - Cap Hex. Hd.	4
3	3290-357	Nut - Flange	4	17	63-9900	Pulley - Gear Box	1
4	51-3960	Decal - 52	1	18	3257-5	Key - Woodruff	1
5	32128-20	Nut - Flange	2	19	27-6140	Bushing - Taper Lock (Incl. Ref. #25)	1
6	72-9240	Bracket - Extension	1	20	3231-27	Bolt - Carriage	4
7	322-4	Screw - Cap Hex. Hd.	2	21	3290-321	Screw - Machine	6
8	68-9890	Cover - Gear Box	1	22	249-21	Latch - Draw	3
9	63-9750	ISO Mount - Gear Box	4	23	72-9340	Cover L.H.	1
10	68-8560	Bracket - Gear Box	2	24	32128-7	Nut - Flange	6
11	63-8410	Washer	4	25	3245-9	Screw - Set, Socket Hd.	1
12	32153-2	Nut	4	26	3231-26	Bolt - Carriage	4
13	70-2560	Decal - Lube	1				
14	68-6810	Assembly - Gear Box	1				

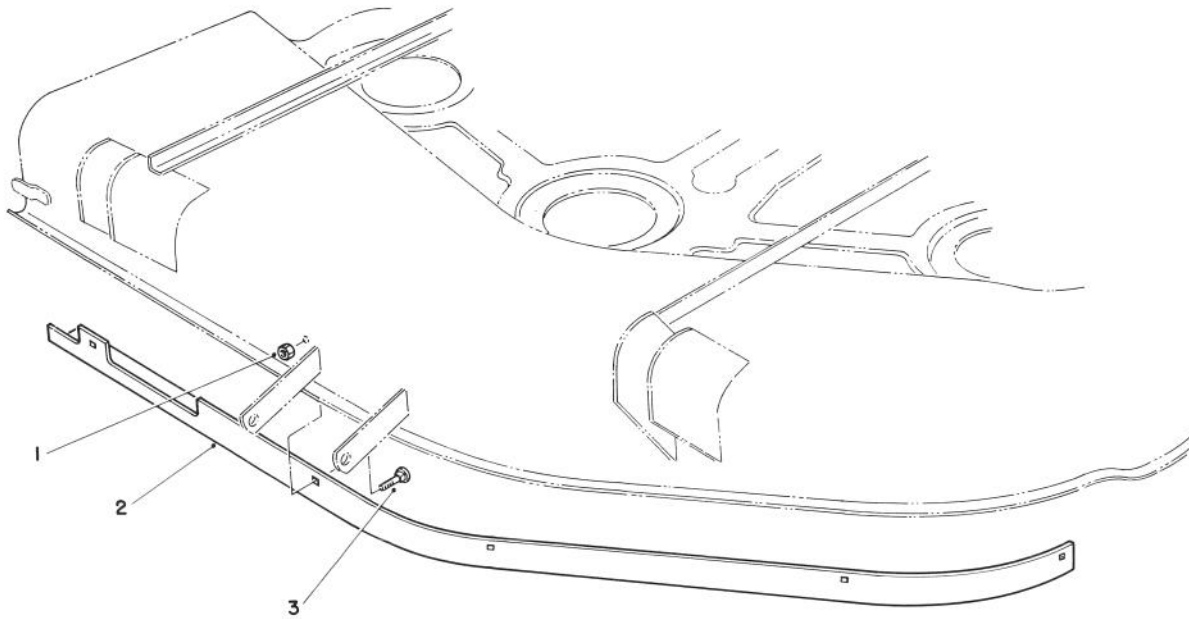


T-1249

## 52" CUTTING UNIT MODEL NO. 30555 (Continued)

Ref. No.	Part No.	Description	No. Used	Ref. No.	Part No.	Description	No. Used
1	3290-384	Pin - Lynch	2	21	68-8930	Wheel Half - Male	2
2	83-4550	Frame - Deck Suspension (Incl. Ref. #28)	1	22	62-5570	Bearing - Roller	2
3	3290-355	Pin - Hair	4	23	68-8980	Bushing - Spanner	2
4	325-32	Screw - Cap Hex Hd.	6	24	3217-6	Nut - Hex.	8
5	283-55	Pin - Clevis	4	25	3253-4	Washer - Lock	8
6	302-40	Fitting - Grease	2	26	32153-5	Nut - Lock	2
8	68-8360	Decal - H.O.C.	1	27	3-6781	Washer - Thrust	8
10	40-9520	Spacer - Split	4	28	28-9290	Bushing - Special	4
11	40-0330	Cushion - Rubber	2	29	302-5	Fitting - Grease	2
12	68-8900	Fork - Castor, Front	2	30	3296-2	Nut - Lock	4
13	68-8960	Tire	2	31	42-6200	Cushion - Shim	A/R
14	325-19	Screw - Cap Hex Hd.	2	32	32122-28	Screw - Mach. Truss Hd.	4
15	68-8940	Hub - Center	2	33	83-4520	Cradle - Rear	2
16	3256-6	Washer - Thrust	4	34	32128-40	Nut - Flange	6
17	62-5580	Bushing	4	35	66-9302	Screw - Flange Hd.	6
18	302-61	Fitting - Grease	2	36	83-4580	Spacer	2
19	68-8950	Tube w/Valve	2	*	13-3869	Assembly - Castor Wheel (Incl. Ref. #13, 15, 17-22 & 24-25)	2
20	68-8920	Wheel Half - Female	2				

\*Not Illustrated



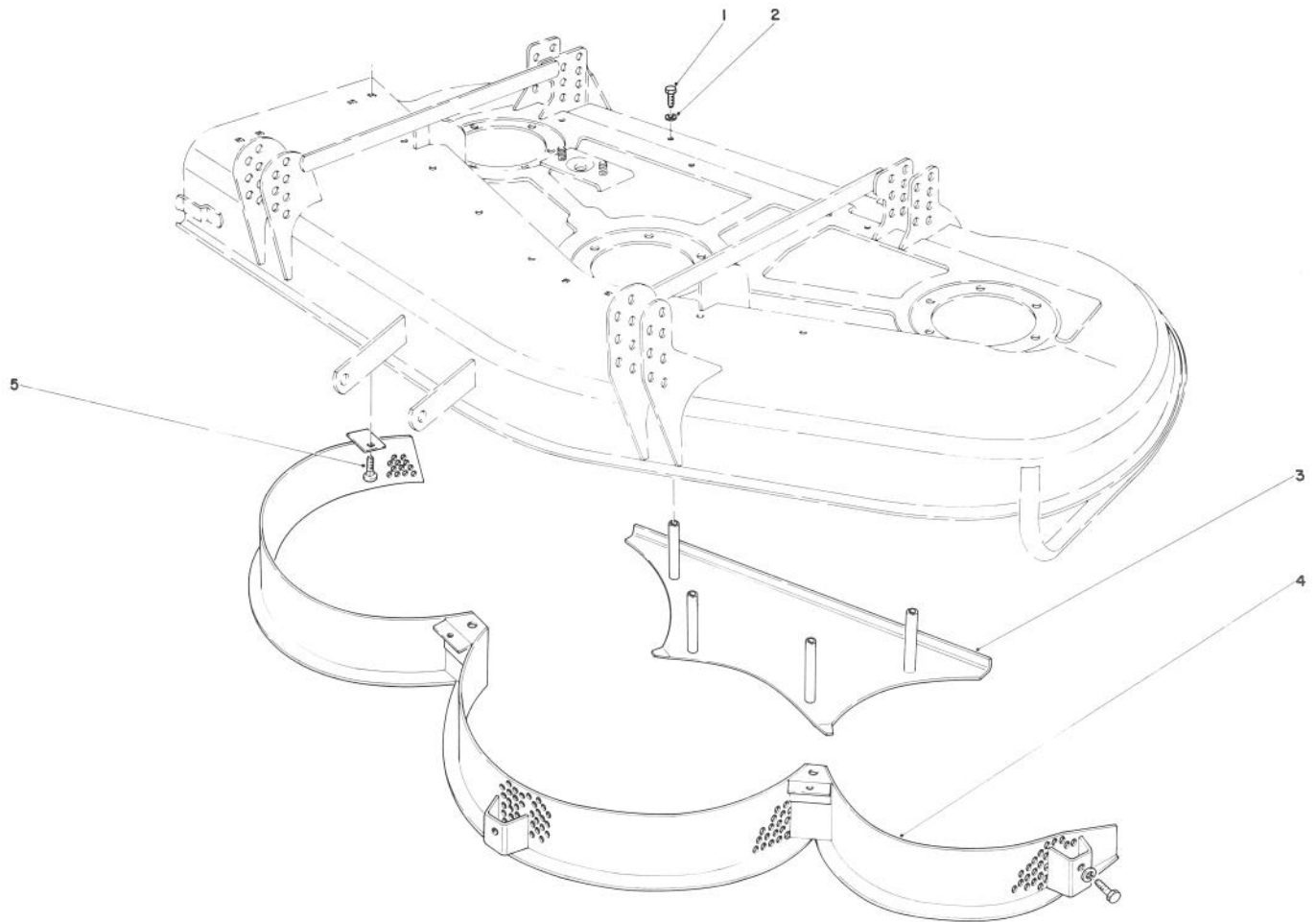
T-0708

**52" BAFFLE KIT PART NO. 68-7210  
(Used on Cutting Unit Model 30555)**

Ref. No.	Part No.	Description	No. Used
1	3296-47	Nut - Lock Baffle	5
2			1

Ref. No.	Part No.	Description	No. Used
3	3230-20	Bolt - Carriage	5



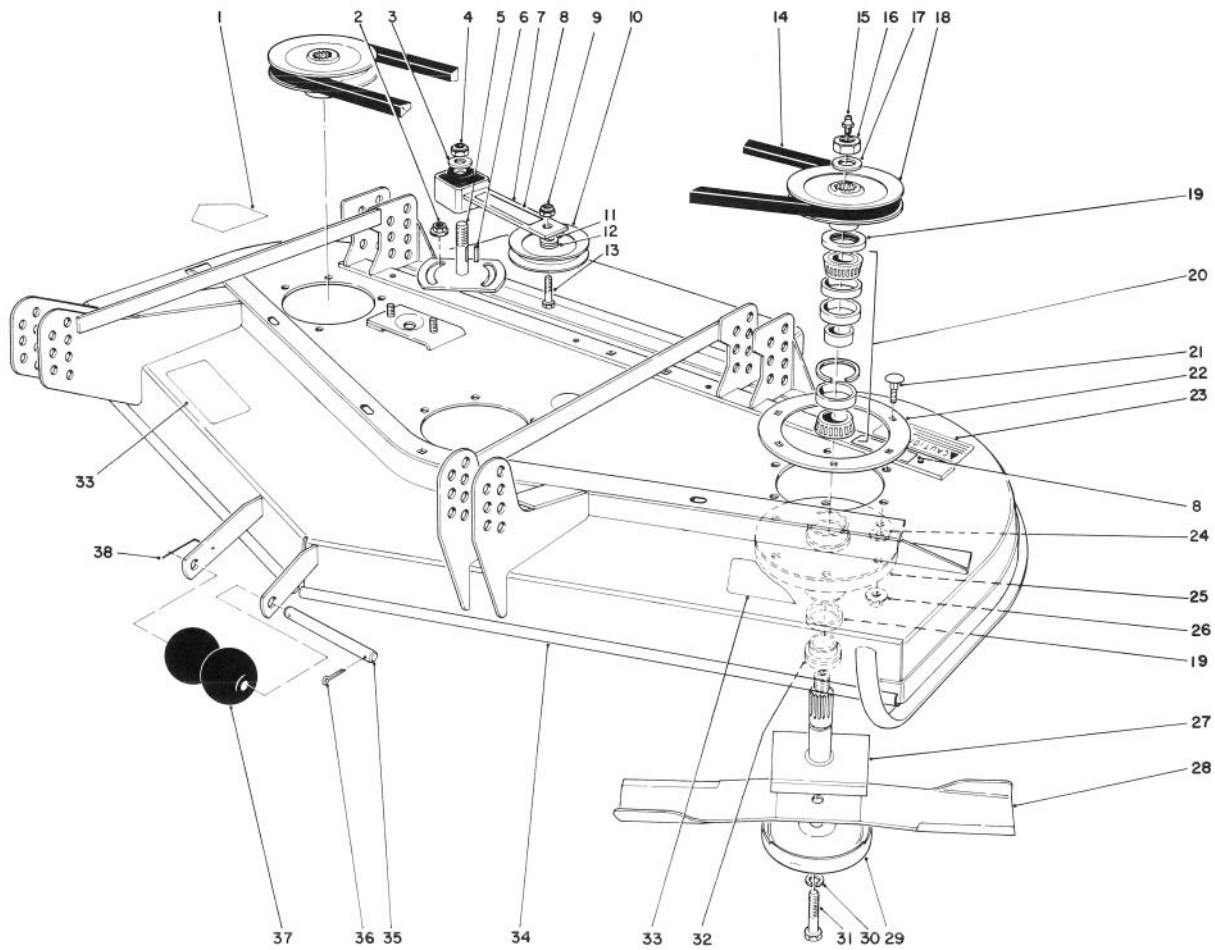


T-0599

## 52" MULCHER KIT MODEL NO. 30700 (OPTIONAL) (Used on Cutting Unit Model 30555)

Ref. No.	Part No.	Description	No. Used
1	323-6	Screw - Cap Hex. Hd.	8
2	3253-21	Washer - Lock	8
3	42-6340	Shelf - Bottom, Rear	1

Ref. No.	Part No.	Description	No. Used
4	42-6310	Screen - Mulcher	1
5	3230-1	Bolt - Carriage	1



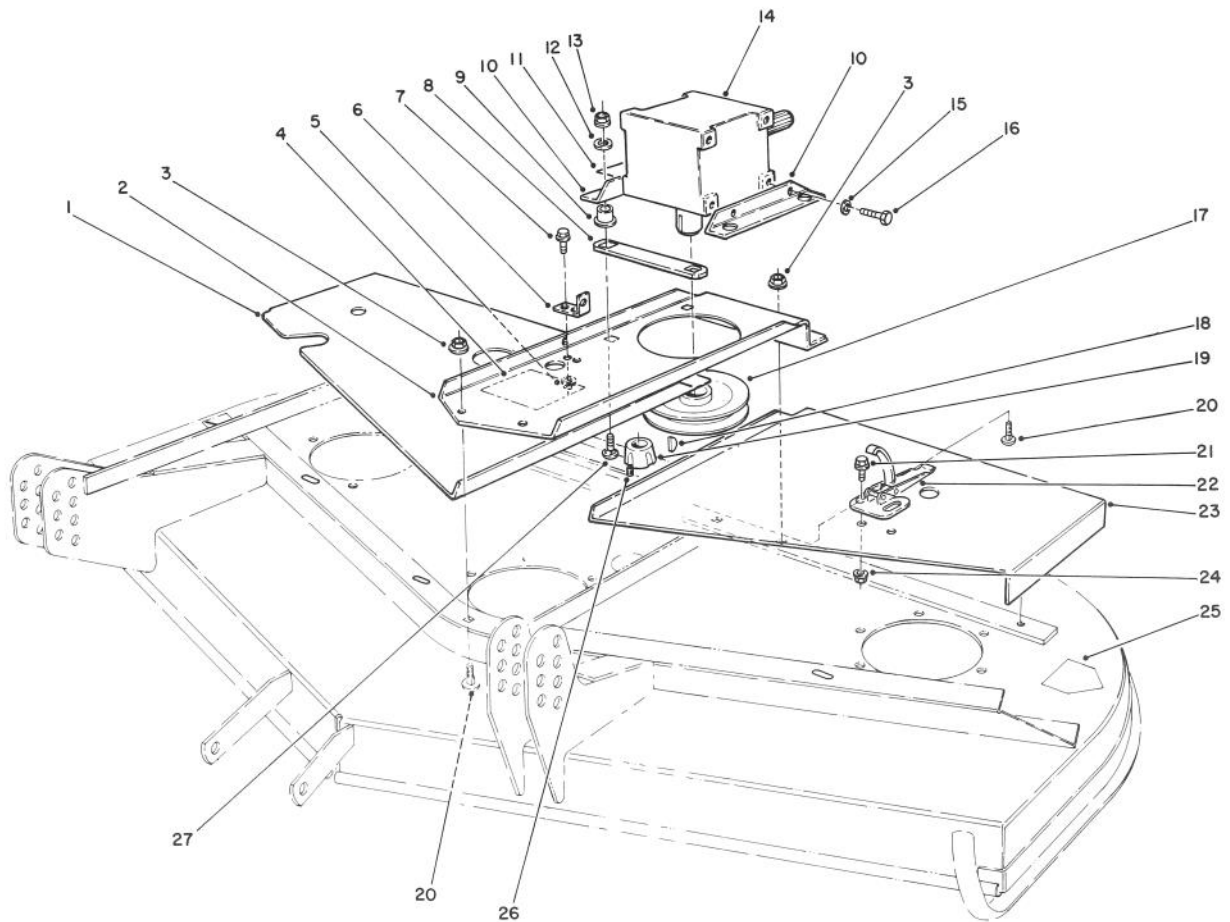
T-0577

## 52" CUTTING UNIT MODEL NO. 30568

Ref. No.	Part No.	Description	No. Used
1	43-8480	Decal - Danger	1
2	3296-357	Nut - Flange	2
3	3256-27	Washer - Flat	1
4	3296-33	Nut - Lock	1
5	28-9060	Plate - Idler	1
6	5-1077	Key - Square	1
7	27-8580	Idler Socket	1
8	67-5360	Decal - Shield Missing	2
9	3296-5	Nut - Lock	1
10	65-5940	Pulley - Idler	1
11	7-0081	Washer	1
12	65-5950	Bushing	1
13	3211-8	Screw - Cap Hex. Hd.	1
14	27-1160	V-Belt	1
15	302-2	Fitting - Grease	3
16	32146-20	Nut - Hex. Lock, Jam	3
17	7-4150	Washer	3
18	27-0970	Pulley	3
19	253-139	Seal - Wave	6
20	46-8530	Assembly - Bearing	3
21	3231-22	Bolt - Carriage	18

Ref. No.	Part No.	Description	No. Used
22	27-7680	Ring - Deck Support	2
23	68-8340	Decal - Blade Bolt Torque	1
24	3256-24	Washer - Flat	18
25	61-4160	Housing - Spindle	3
26	32128-21	Nut - Flange	18
27	27-0920	Spindle Shaft	3
28	27-0990	Blade	3
29	72-9361	Cup - Anti Scalp	3
30	3253-27	Washer - Lock	3
31	44-2200	Screw - Blade	3
32	27-0950	Spacer - Spindle Bearing	3
33	66-1340	Decal - Danger	2
34	72-9260	Cutting Deck	1
35	40-6400	Shaft - Roller	1
36	3272-11	Pin - Cotter	1
37	29-4820	Roller	2
38	57-0690	Pin - Cotter, Special	1
*	27-0870	Assembly - Spindle (Incl. Ref. #15-20, 25, 27 & 32)	3

\* Not Illustrated

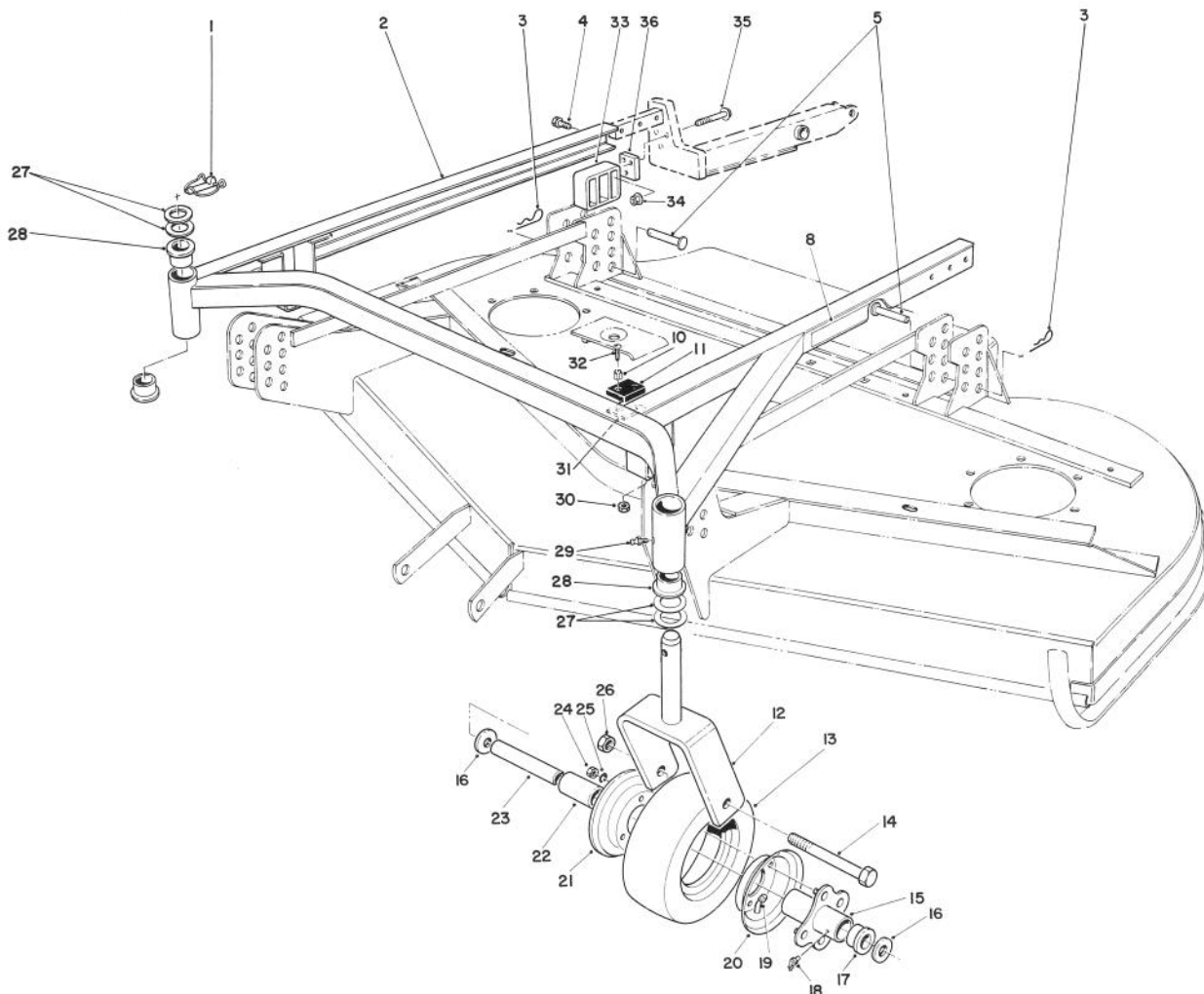


T-0578

## 52" CUTTING UNIT MODEL NO. 30568 (Continued)

Ref. No.	Part No.	Description	No. Used
1	72-9330	Cover R.H.	1
2	72-9230	Base - Gear Box	1
3	3290-357	Nut - Flange	4
4	51-3960	Decal - 52	1
5	32128-20	Nut - Flange	2
6	72-9240	Bracket - Extension	1
7	322-4	Screw - Cap Hex. Hd.	2
8	68-9890	Cover - Front Gear Box	1
9	63-9750	ISO Mount - Gear Box	4
10	68-8560	Bracket - Gear Box	2
11	70-2560	Decal - Lube	1
12	63-8410	Washer - Lock	4
13	32153-2	Nut	4
14	68-6810	Gear Box	1

Ref. No.	Part No.	Description	No. Used
15	3253-21	Washer - Lock	4
16	323-4	Screw - Cap Hex. Hd.	4
17	63-9900	Pulley	1
18	3257-5	Key - Woodruff	1
19	27-6140	Bushing - Taper Lock (Incl. Ref. #26)	1
20	3231-22	Bolt - Carriage	4
21	3290-321	Screw - Mach. Hex. Hd.	6
22	249-21	Latch - Draw	3
23	80-0080	Cover L.H.	1
24	32128-17	Nut - Flange	4
25	43-8480	Decal - Danger	1
26	3245-9	Screw - Set Socket Hd.	2
27	3231-26	Bolt - Carriage	4

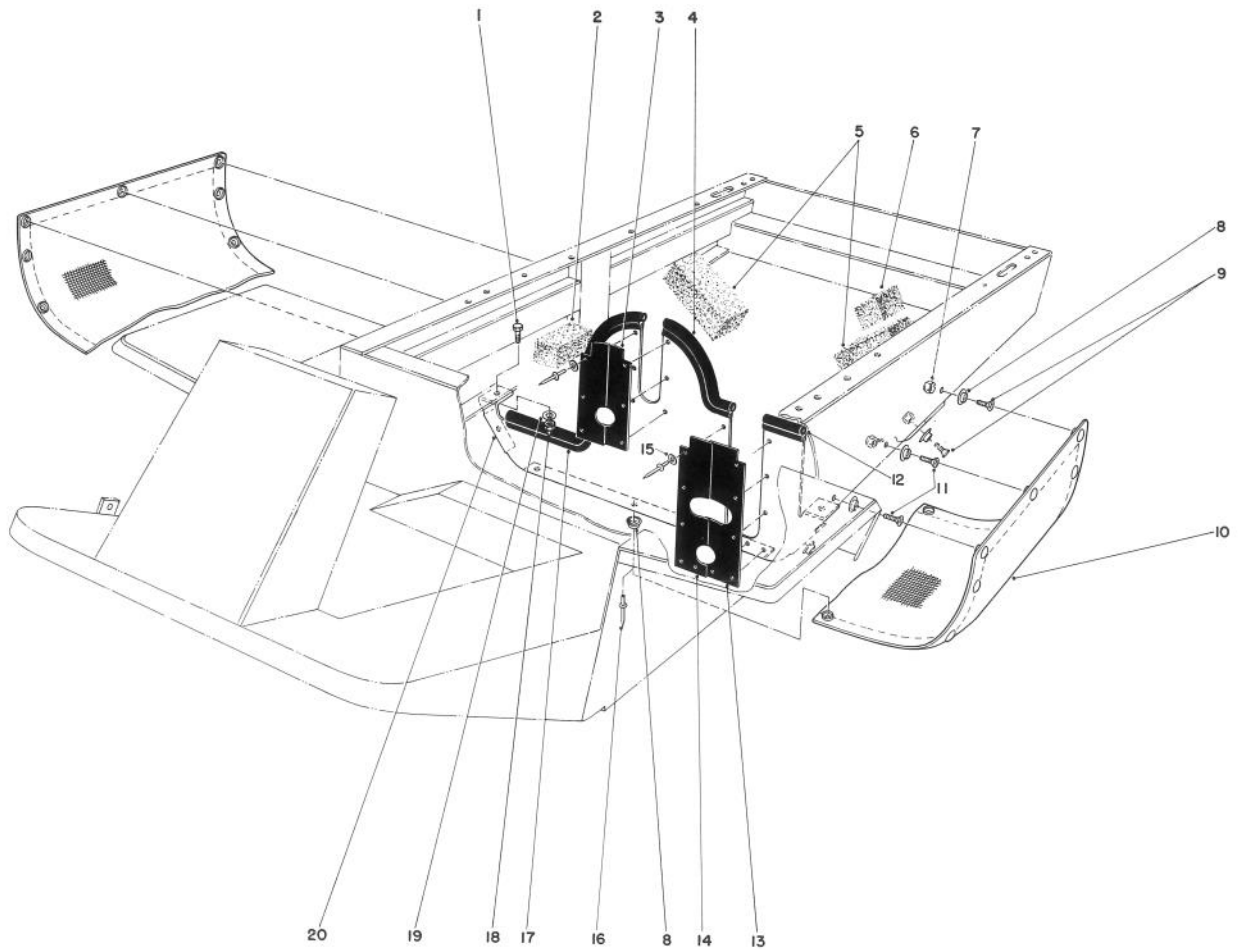


T-1250

## 52" CUTTING UNIT MODEL NO. 30568 (Continued)

Ref. No.	Part No.	Description	No. Used	Ref. No.	Part No.	Description	No. Used
1	3290-384	Pin - Lynch	2	22	62-5570	Bearing - Roller	2
2	83-4550	Frame Assembly (Incl. Ref. #28)	1	23	68-8980	Bushing - Spanner	2
3	3290-355	Pin - Cotter Hair	4	24	3217-6	Nut - Hex.	8
4	325-32	Screw - Cap Hex. Hd.	6	25	3253-4	Washer - Lock	8
5	283-55	Pin - Clevis	4	26	32153-5	Nut - Lock	2
8	71-2760	Decal - H.O.C.	1	27	3-6781	Washer - Thrust	8
10	40-9520	Spacer - Split	4	28	28-9290	Bushing - Special	4
11	40-0330	Cushion - Rubber	2	29	302-5	Fitting - Grease	2
12	68-8900	Fork - Front Castor	2	30	3296-2	Nut - Lock	4
13	68-8960	Tire	2	31	42-6200	Shim - Cushion	3
14	325-19	Screw - Cap Hex. Hd.	2	32	32122-28	Screw - Mach. Truss Hd.	4
15	68-8940	Hub - Center	2	33	83-4520	Cradle - Rear	2
16	3256-6	Washer - Flat	4	34	32128-40	Nut - Flange	6
17	62-5580	Bushing	4	35	66-9302	Screw - Flange Hd.	6
18	302-61	Fitting - Grease	2	36	83-4580	Spacer	2
19	68-8950	Tube w/Valve	2	*	13-3869	Castor Wheel Assembly (Inc. Ref. #13, 15, 17-22 & 24-25)	2
20	68-8920	Wheel Half - Female	2				
21	68-8930	Wheel Half - Male	2				

\*Not Illustrated

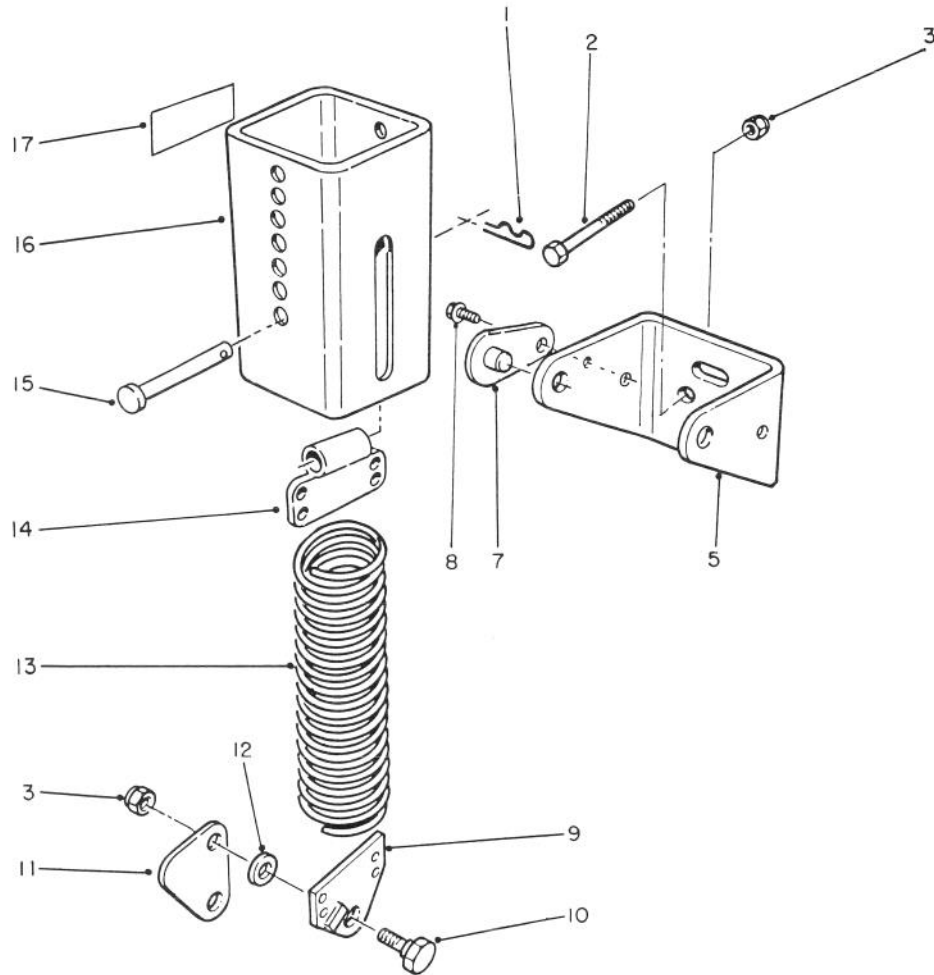


T-0705

## TRACTOR SHIELD KIT MODEL NO. 30563 (Optional) For Use With Cutting Unit Model No. 30568

Ref. No.	Part No.	Description	No. Used
1	323-5	Screw - Cap Hex. Hd.	2
2	46-8130	Foam - Side	2
3	46-8170	Flap - Drive Coupling	2
4	46-8200	Trim - Seal	1
5	46-8110	Foam - Rear	2
6	46-8120	Foam - Rear	1
7	3296-9	Nut - Lock	7
8	41-9060	Stud - Snap	16
9	32108-99	Screw - Flat Hd.	7
10	41-8921	Screen - Grass	1
11	32144-18	Screw - Hex. Thread Form	4

Ref. No.	Part No.	Description	No. Used
12	46-8190	Seal - Trim	1
13	46-8150	Flap - P.T.O. L.H.	1
14	46-8160	Flap - P.T.O. R.H.	1
15	5-1254	Washer	16
16	3290-55	Rivet - Pop	21
17	46-8210	Seal - Trim	1
18	3217-7	Nut	2
19	3253-29	Washer - Lock	2
20	46-8180	Front Shield Assembly (Incl. Ref. #3, 4, 8 & 12-17)	1

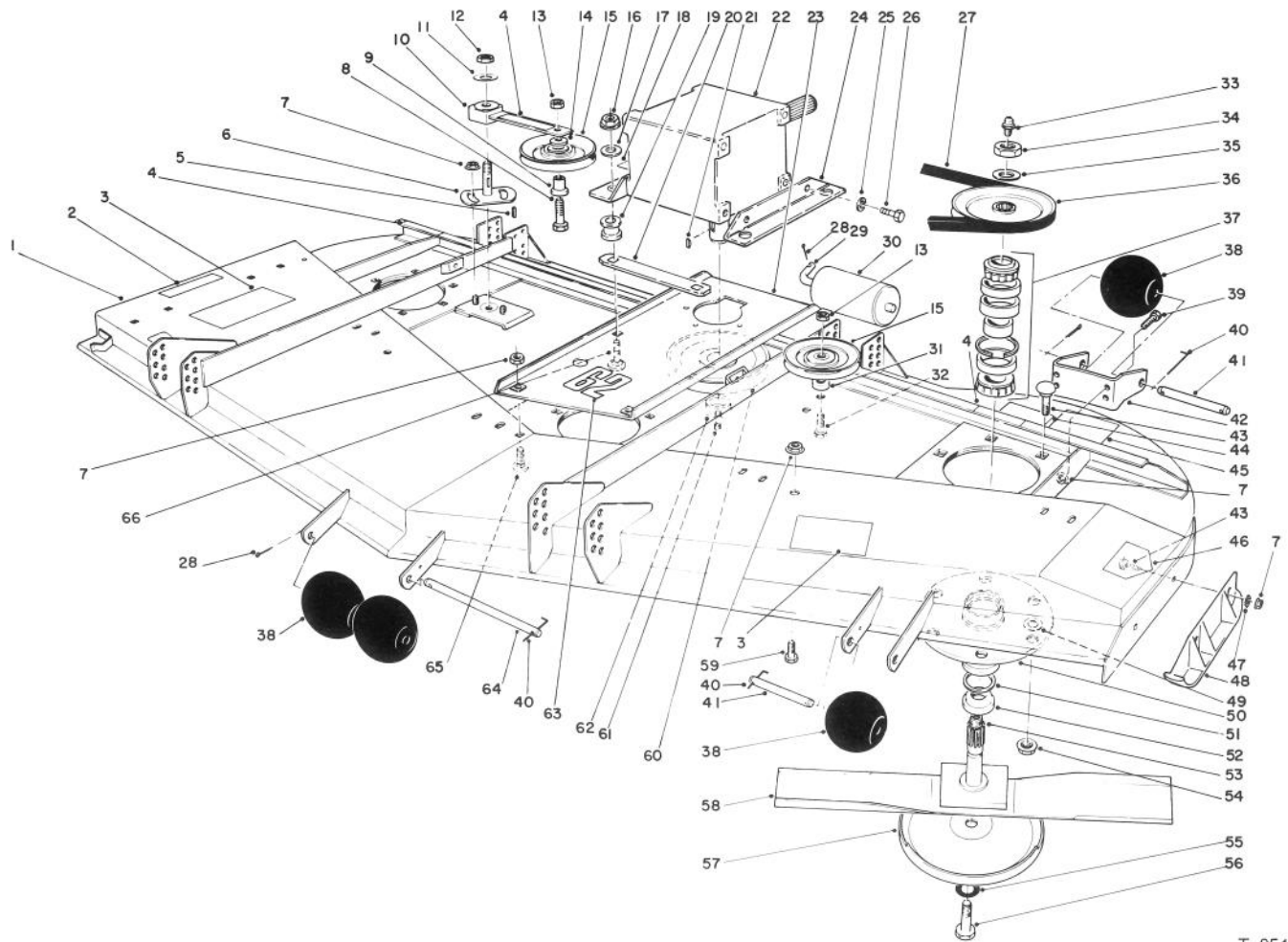


T-1219

## 52" COUNTER BALANCE KIT PART NO. 70-8090\*\*

Ref. No.	Part No.	Description	No. Used	Ref. No.	Part No.	Description	No. Used
1	3290-355	Pin - Hair Cotter	1	11	66-8450	Link - Knee	1
3	3296-44	Nut - Lock	2	12	3256-24	Washer - Flat	2
5	66-8460	Bracket - Mounting	1	13	66-8390	Spring - Extension	1
7	70-7920	Assembly - Pin, Lock	2	14	70-7940	End - Spring	1
8	12-3270	Screw - Self Tapping	2	15	283-69	Pin - Clevis	1
9	66-8420	End - Spring	1	16	70-7970	Assembly - Cover, Spring	1
10	46-3380	Bolt - Shoulder	2	17	55-4300	Decal - Caution	2

\*\*Furnished with 52" cutting units model no. 30555 and 30568.

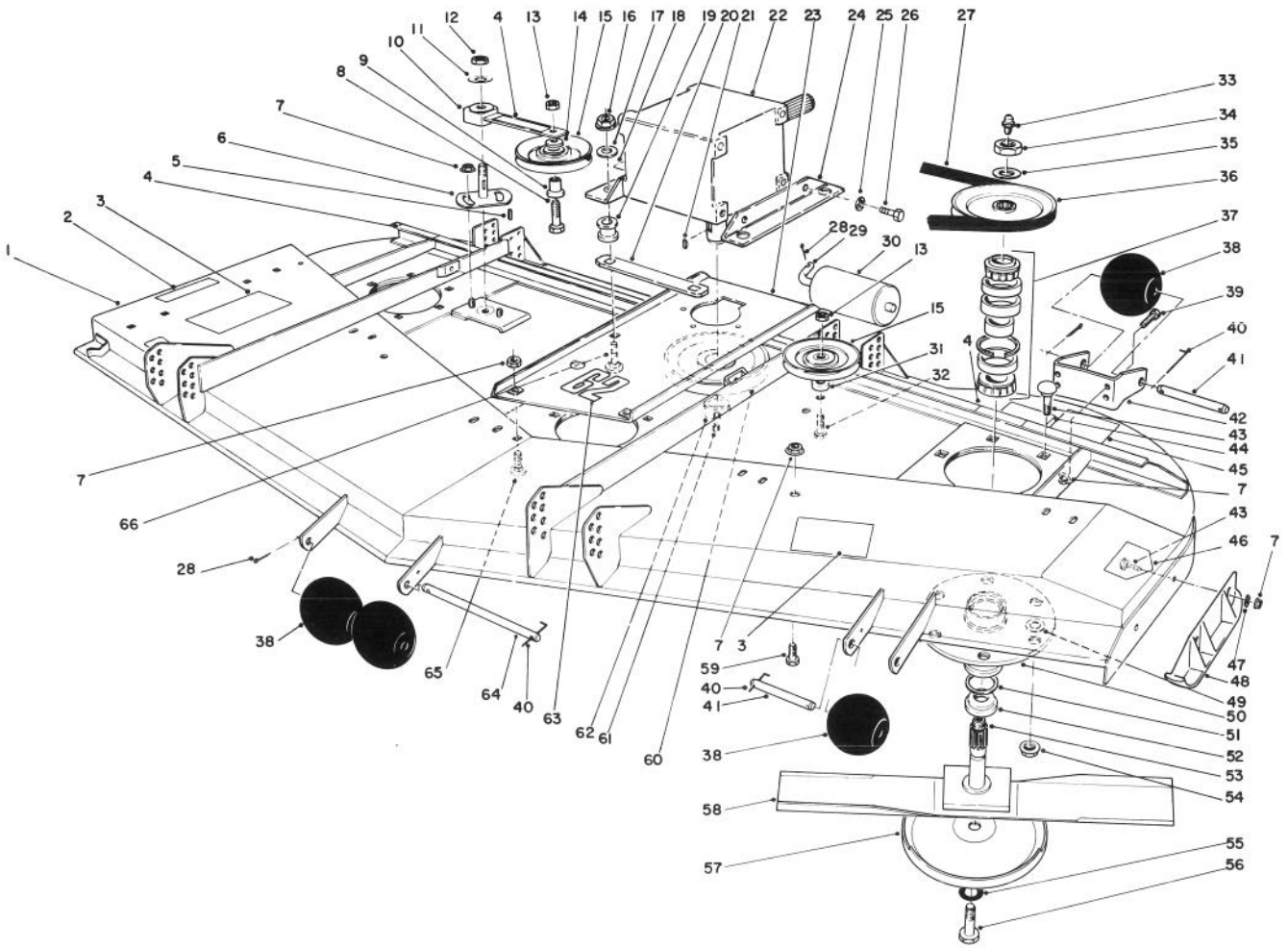


T-0545

## 62" CUTTING UNIT MODEL NO. 30564

Ref. No.	Part No.	Description	No. Used
1	63-9840	Cutting Deck	1
2	66-6380	Decal - Defector Missing	1
3	66-1340	Decal - Danger	2
4	67-5360	Decal - Shield Missing	3
5	5-1077	Key - Square	1
6	44-6300	Plate - Idler	1
7	3290-357	Nut - Lock	12
8	3211-8	Screw - Cap Hex. Hd.	1
9	65-5950	Bushing - Pulley	2
10	27-8580	Idler Socket/Bushing Assy.	1
11	3256-27	Washer - Flat	1
12	3296-33	Nut - Lock	1
13	3296-5	Nut - Lock	2
14	7-0081	Washer - Special	2
15	65-5940	Pulley - Idler	2
16	32153-2	Nut - Flange	4
17	63-8410	Washer	4
18	70-2560	Decal - Lube	1
19	63-9750	Mount	4
20	68-9890	Cover -Gear Box, Front	1
21	3257-5	Key - Woodruff	1
22	68-6810	Gear Box	1
23	72-9310	Base - Gear Box	1
24	68-8560	Assy. - Bracket, Gear Box	2
25	3253-21	Washer - Lock	4
26	323-4	Screw - Cap Hex. Hd.	4

Ref. No.	Part No.	Description	No. Used
27	44-6260	V-Belt	1
28	3272-11	Pin - Cotter	5
29	40-0340	Shaft - Rear Roller	2
30	36-1740	Roller - Deck	2
31	44-6390	Spacer	1
32	3211-9	Screw - Cap Hex. Hd.	1
33	302-2	Fitting - Grease	3
34	32146-20	Nut - Jam	3
35	7-4150	Washer	3
36	44-6340	Pulley - Hub Spindle	3
37	46-8530	Assembly - Bearing	3
38	29-4820	Roller	4
39	323-6	Screw - Cap Hex. Hd.	2
40	57-0690	Pin - Cotter, Special	3
41	57-0680	Shaft - Short	2
42	57-0580	Bracket - Roller, Left Rear	1
43	3231-22	Bolt - Carriage, Short Neck	20
44	68-8340	Decal - Blade Bolt Torque	1
45	68-7260	Decal - Rear Weight 35#	1
46	43-8480	Decal - Danger	1
47	3290-224	Washer - Pyramidal	
48	57-0570	Skid - L.H.	
49	3256-24	Washer - Flat	
50	61-4160	Housing - Spindle	3
51	253-139	Seal	6
52	27-0950	Spacer	3



T-0545

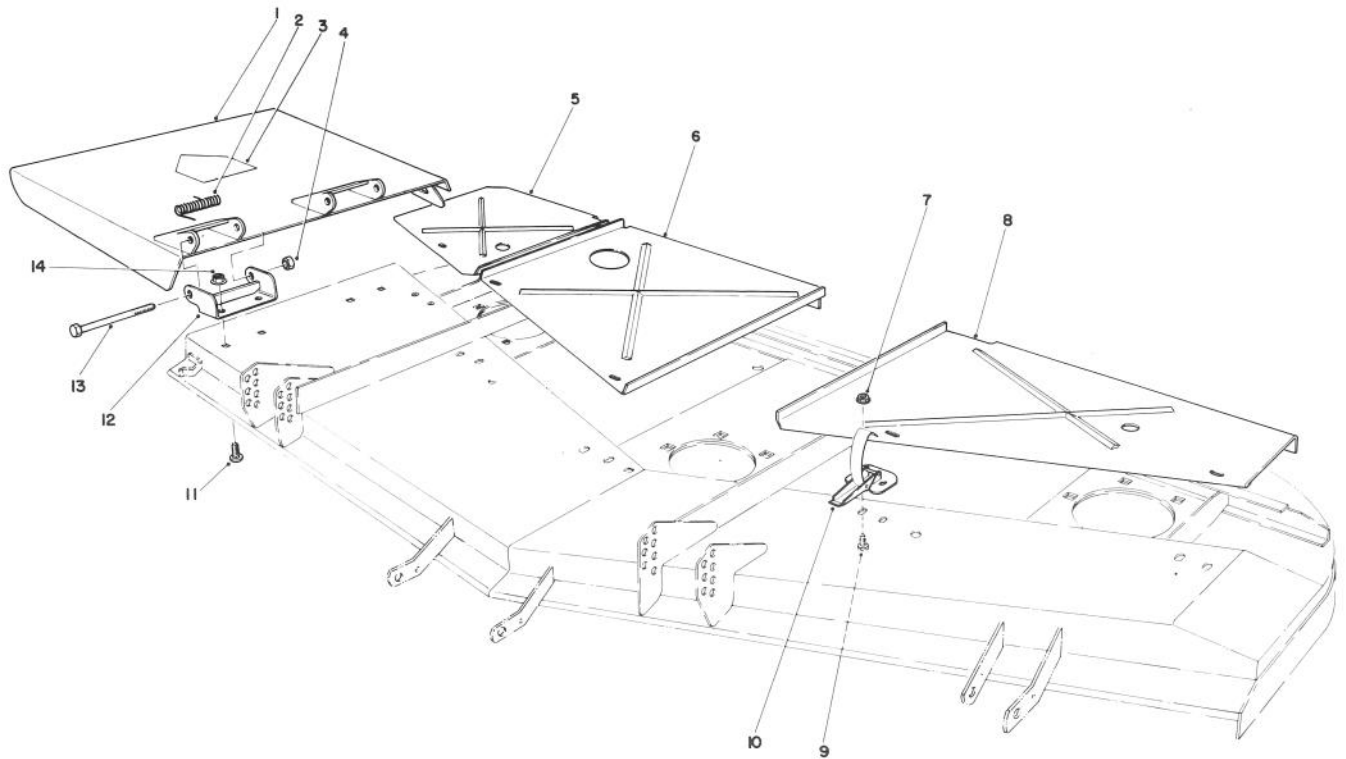
## 62" CUTTING UNIT MODEL NO. 30564 (Continued)

Ref. No.	Part No.	Description	No. Used
53	27-0920	Spindle - Shaft	3
54	32128-21	Nut - Flange	18
55	67-5770	Washer - Lock	3
56	44-2200	Screw - Cap, Blade	3
57	72-9361	Cup - Anti-Scalp	3
58	44-6250	Blade	3
59	323-4	Screw - Cap Hex. Hd.	2
60	63-9900	Pulley - Gear Box	1
61	3245-9	Screw - Set, Socket Hd.	2

Ref. No.	Part No.	Description	No. Used
62	27-6140	Bushing - Taper Lock (Incl. Ref. #61)	1
63	66-1630	Decal - 62	1
64	40-6400	Shaft - Long	1
65	3231-27	Bolt - Carriage	4
66	3231-26	Bolt - Carriage	4
*	44-6370	Assembly - Spindle (Incl. Ref. #33-37 & 50-53)	3

\*Not Illustrated



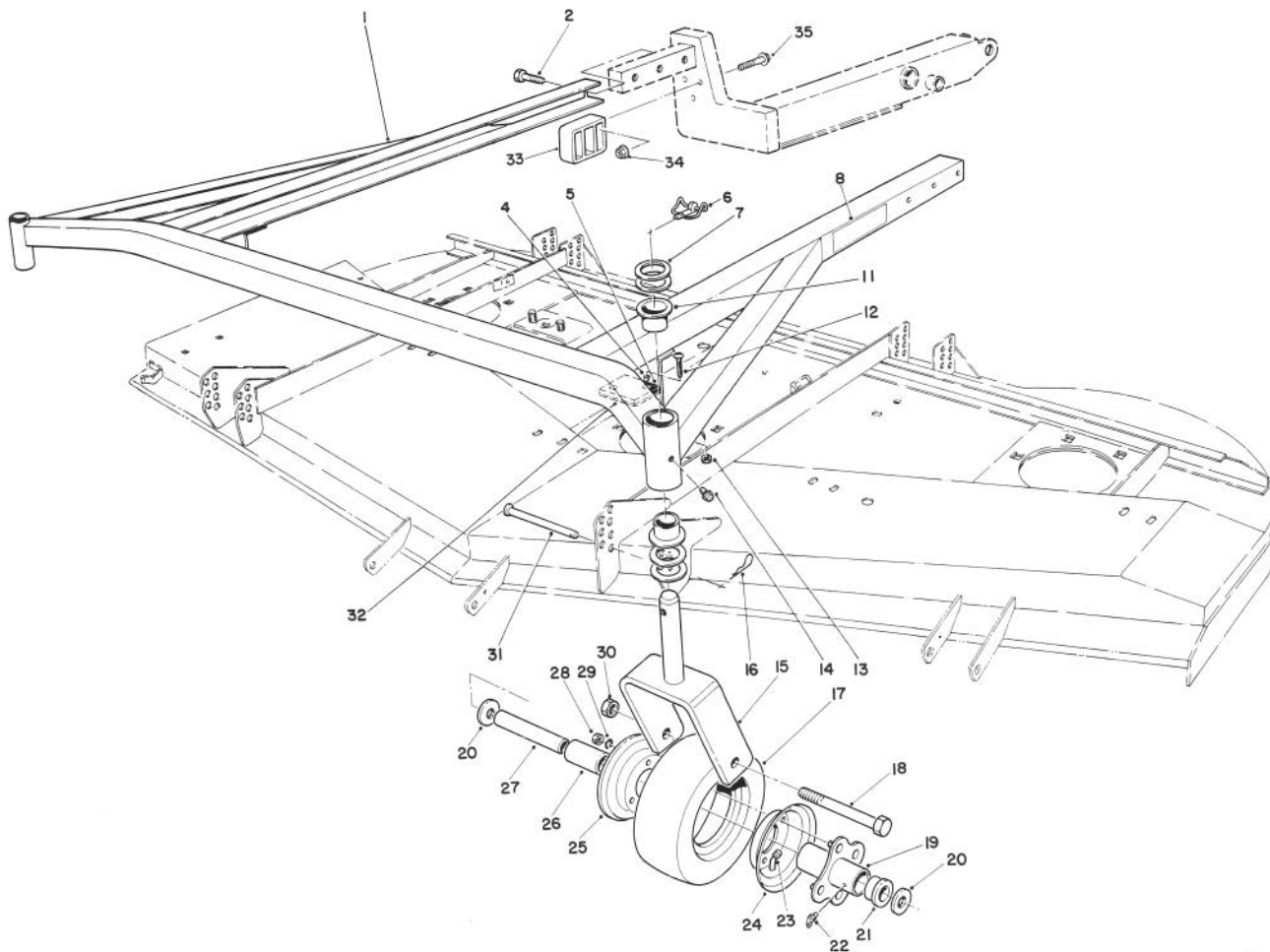


T-0560

## 62" CUTTING UNIT MODEL 30564 (Continued)

Ref. No.	Part No.	Description	No. Used
1	14-0909	Deflector Assembly (Incl. Ref. #3)	1
2	51-1550	Spring	2
3	43-8480	Decal - Danger	1
4	32153-5	Nut - Lock	2
5	63-9830	Cover - Deck R.H.	1
6	72-9320	Cover - Deck Center	1
7	32128-17	Nut - Flange	10

Ref. No.	Part No.	Description	No. Used
8	44-6290	Cover - Deck L.H.	1
9	3290-321	Screw - Hex. Slotted Hd.	10
10	249-21	Latch - Draw	5
11	3231-27	Bolt - Carriage	4
12	51-1530	Bracket - Hinge	2
13	325-17	Screw - Cap Hex. Hd.	2
14	3290-357	Nut - Lock	4



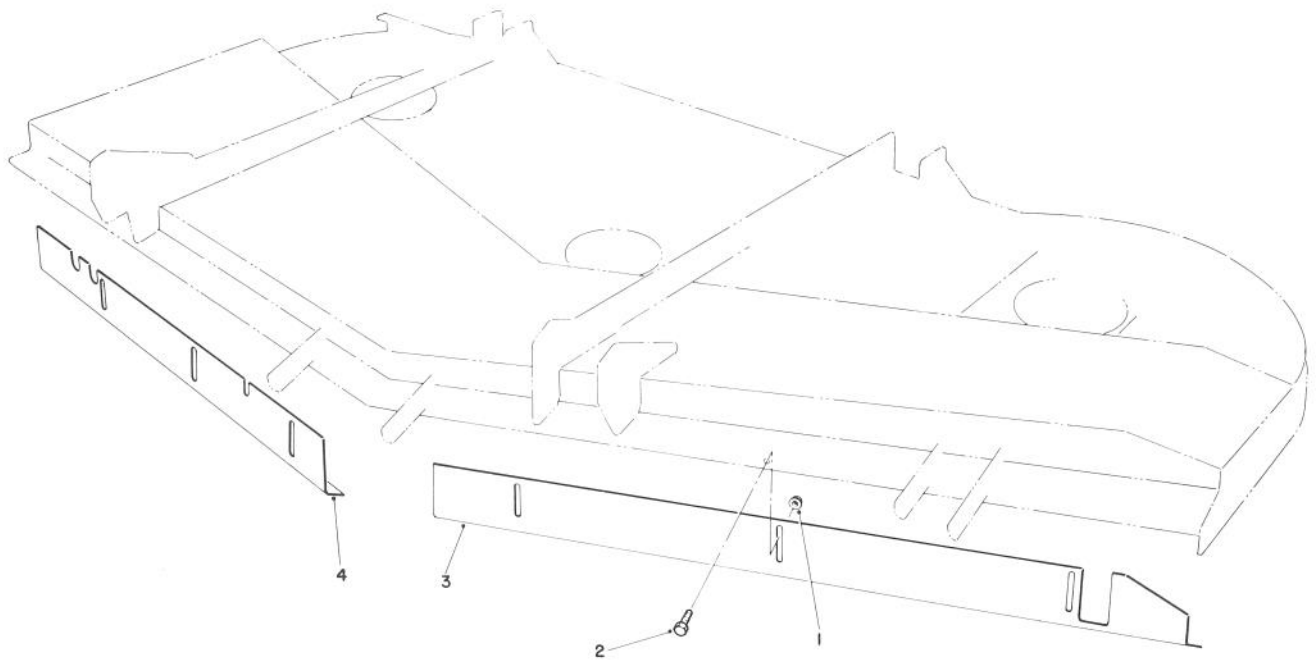
T-1251

## 62" CUTTING UNIT MODEL NO. 30564 (Continued)

Ref. No.	Part No.	Description	No. Used
1	83-4560	Frame (Incl. Ref. #9 & 10)	1
2	325-32	Screw - Cap Hex. Hd.	6
4	40-9520	Spacer - Split	4
5	40-0330	Cushion - Rubber	2
6	3290-384	Pin - Lynch	2
7	3-6781	Washer - Thrust	8
8	68-8360	Decal - H.O.C.	1
11	28-9290	Bushing - Special	4
12	32122-28	Screw - Mach. Truss Hd.	4
13	3296-2	Nut - Lock	4
14	302-5	Fitting - Grease	2
15	68-8900	Fork - Castor, Front	2
16	3290-355	Pin - Cotter Hair	4
17	68-8960	Tire	2
18	325-19	Screw - Cap Hex. Hd.	2
19	68-8940	Hub - Center	2
20	3256-6	Washer - Flat	4

Ref. No.	Part No.	Description	No. Used
21	62-5580	Bushing	4
22	302-61	Fitting - Grease	2
23	68-8950	Tube - w/Valve	2
24	68-8920	Wheel Half - Female	2
25	68-8930	Wheel Half - Male	2
26	62-5570	Bearing - Roller	2
27	68-8980	Bushing - Spanner	2
28	3217-6	Nut - Hex.	8
29	3253-4	Washer - Lock	8
30	32153-5	Nut - Lock	2
31	283-55	Pin - Clevis	4
32	42-6200	Shim - Cushion	3
33	83-4520	Cradle - Rear	2
34	32128-40	Nut - Flange	6
35	3234-19	Screw - Flange Hd.	6
*	13-3869	Assembly - Caster Wheel (Incl. Ref. #17, 19, 21-26 & 28-29)	2

\*Not Illustrated

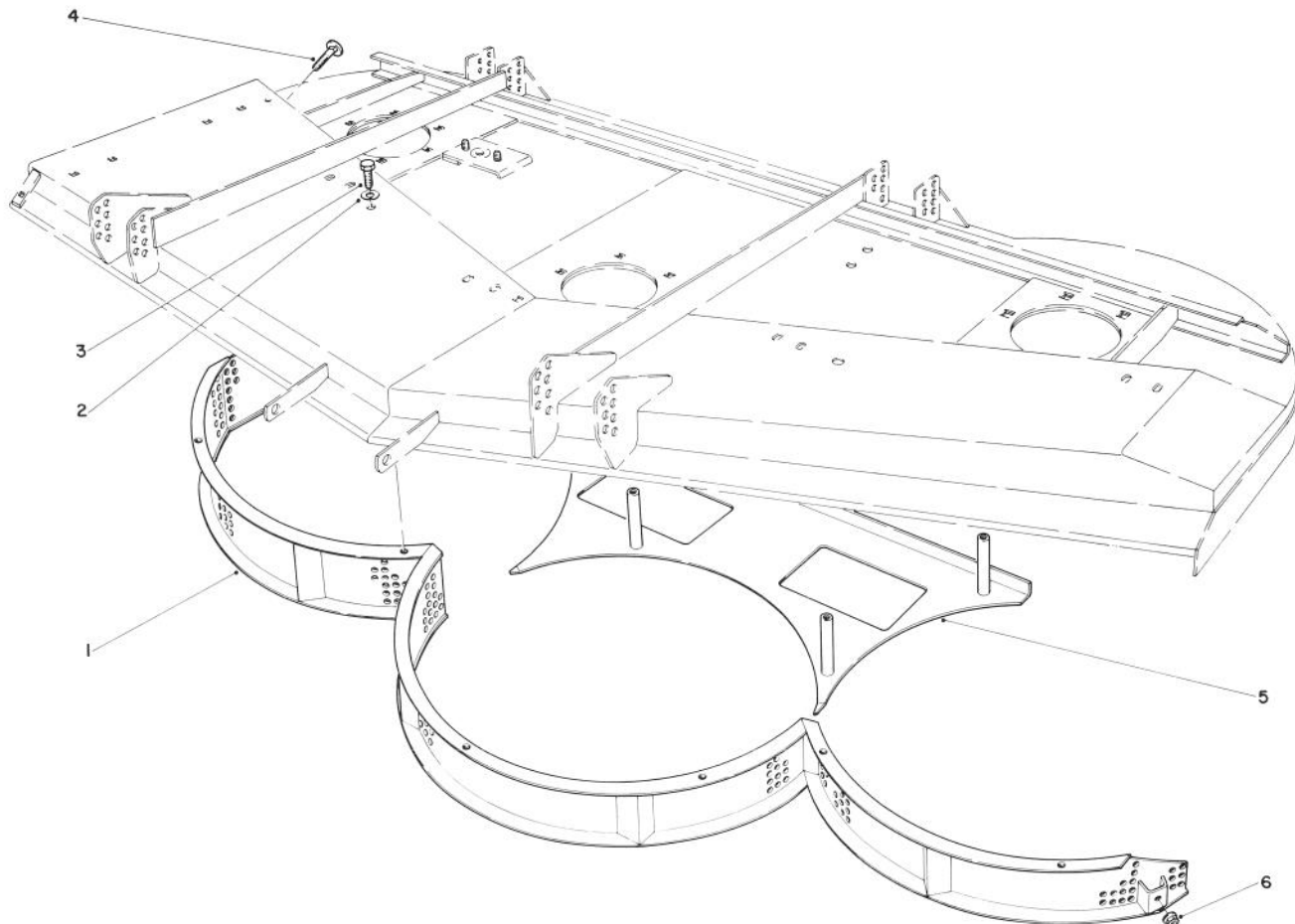


T-1212

## 62" BAFFLE KIT PART NO. 82-8800 (Used on Cutting Unit Model 30564)

Ref. No.	Part No.	Description	No. Used
1	32128-20	Nut - Flange	6
2	322-3	Screw	6
3	82-8810	Baffle - Front, L.H.	1

Ref. No.	Part No.	Description	No. Used
4	82-8820	Baffle - Front, R.H.	1

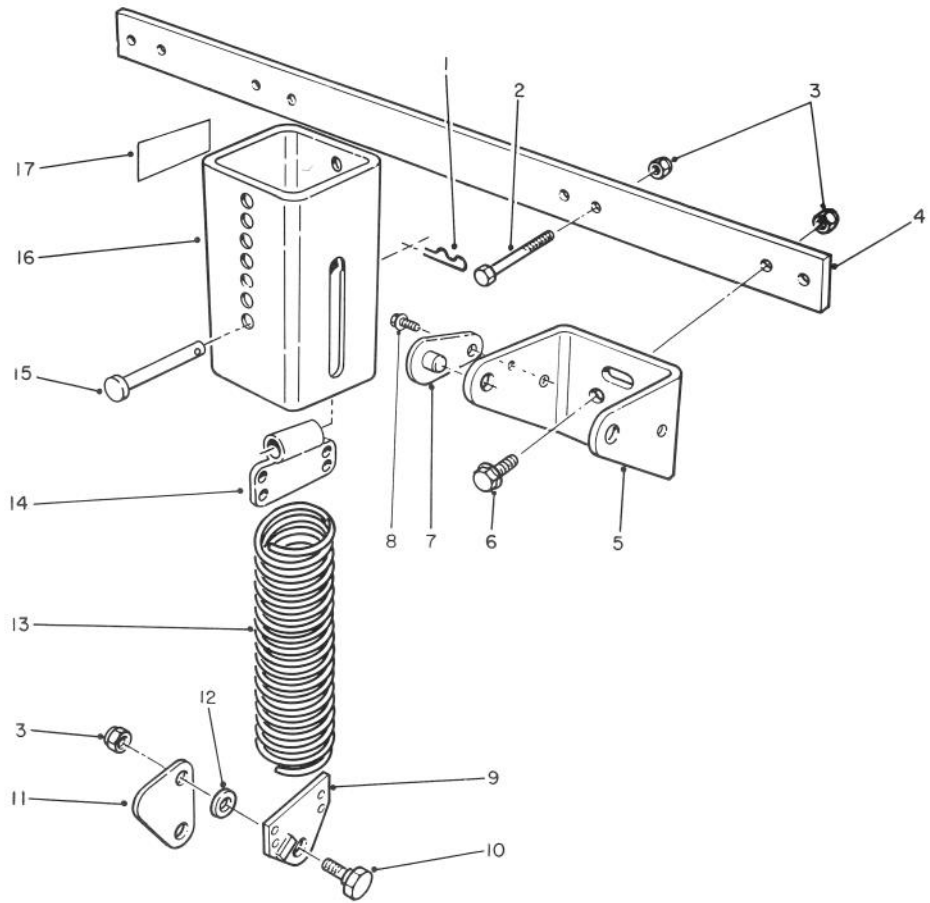


T-0598

## 62" MULCHER KIT MODEL NO. 30792 (Optional) For Cutting Unit Model No. 30564

Ref. No.	Part No.	Description	No. Used
1	46-3010	Screen - Mulcher	1
2	3253-21	Washer - Lock	10
3	323-4	Screw - Cap Hex. Hd.	11

Ref. No.	Part No.	Description	No. Used
4	3230-2	Bolt - Carriage	1
5	46-3150	Shelf - Bottom, Rear	1
6	3290-357	Nut - Lock, Flange	6

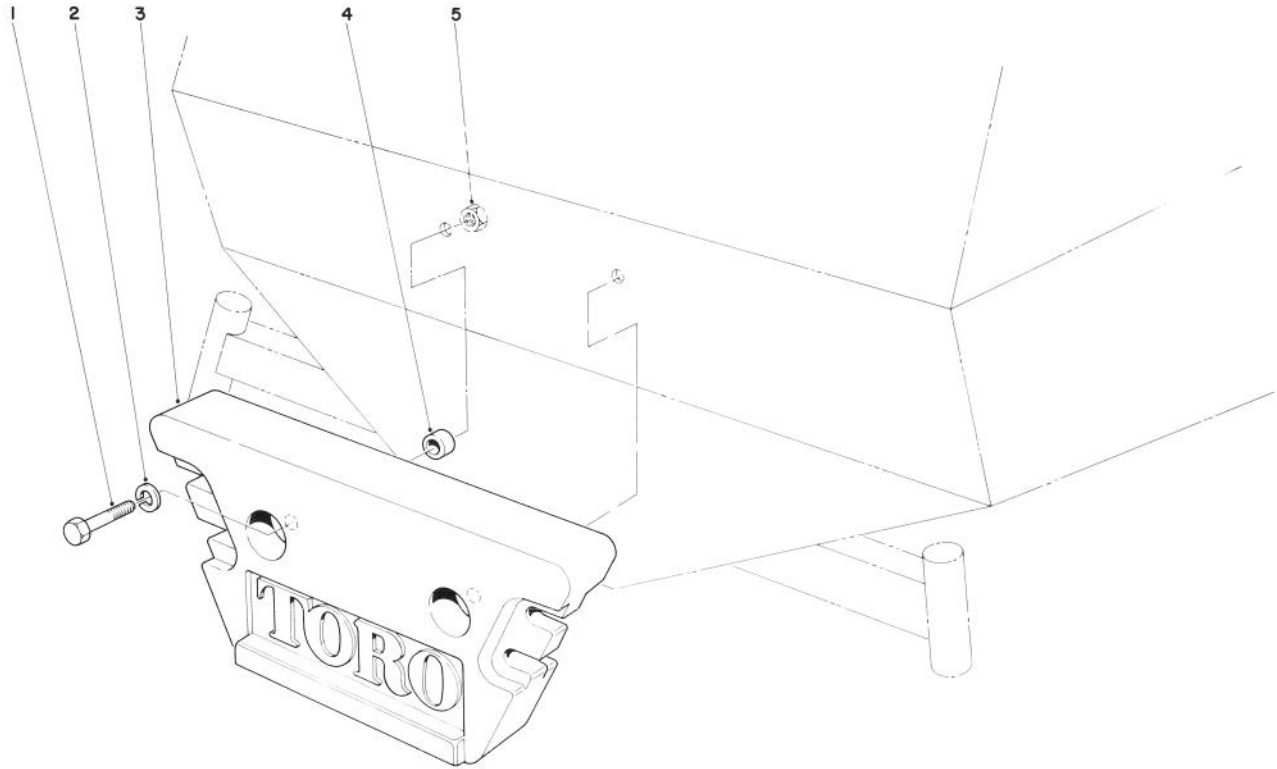


T-0632

## 62" COUNTER BALANCE KIT PART NO. 70-8100\*\*

Ref. No.	Part No.	Description	No. Used	Ref. No.	Part No.	Description	No. Used
1	3290-355	Pin - Hair Cotter	2	11	66-8440	Link - Knee	2
2	323-11	Screw - Cap Hex. Hd.	4	12	3256-24	Washer - Flat	4
3	3296-44	Nut - Lock	4	13	66-8390	Spring - Trim Side (Heavy Duty)	1
†4	66-8210	Adapter	1	*	66-8410	Spring - Discharge Side (Light Duty)	1
5	66-8230	Bracket - Mounting	2	14	70-7940	End - Spring	2
6	3234-11	Screw - Hex. Flange Hd.	4	15	283-69	Pin - Clevis	2
7	70-7920	Lock Pin Assembly	4	16	70-7970	Spring Cover Assembly	2
8	12-3270	Screw - Self Tapping	4	17	55-4300	Decal - Caution	4
9	66-8420	End - Spring	2				
10	46-3380	Bolt - Shoulder	4				

\*Not Illustrated \*\*Furnished with 62" cutting unit model no. 30564. †Adapter (66-8210) must be ordered separately. Note: Light duty spring No. 66-8410 used on discharge side only without 62" blower kit.



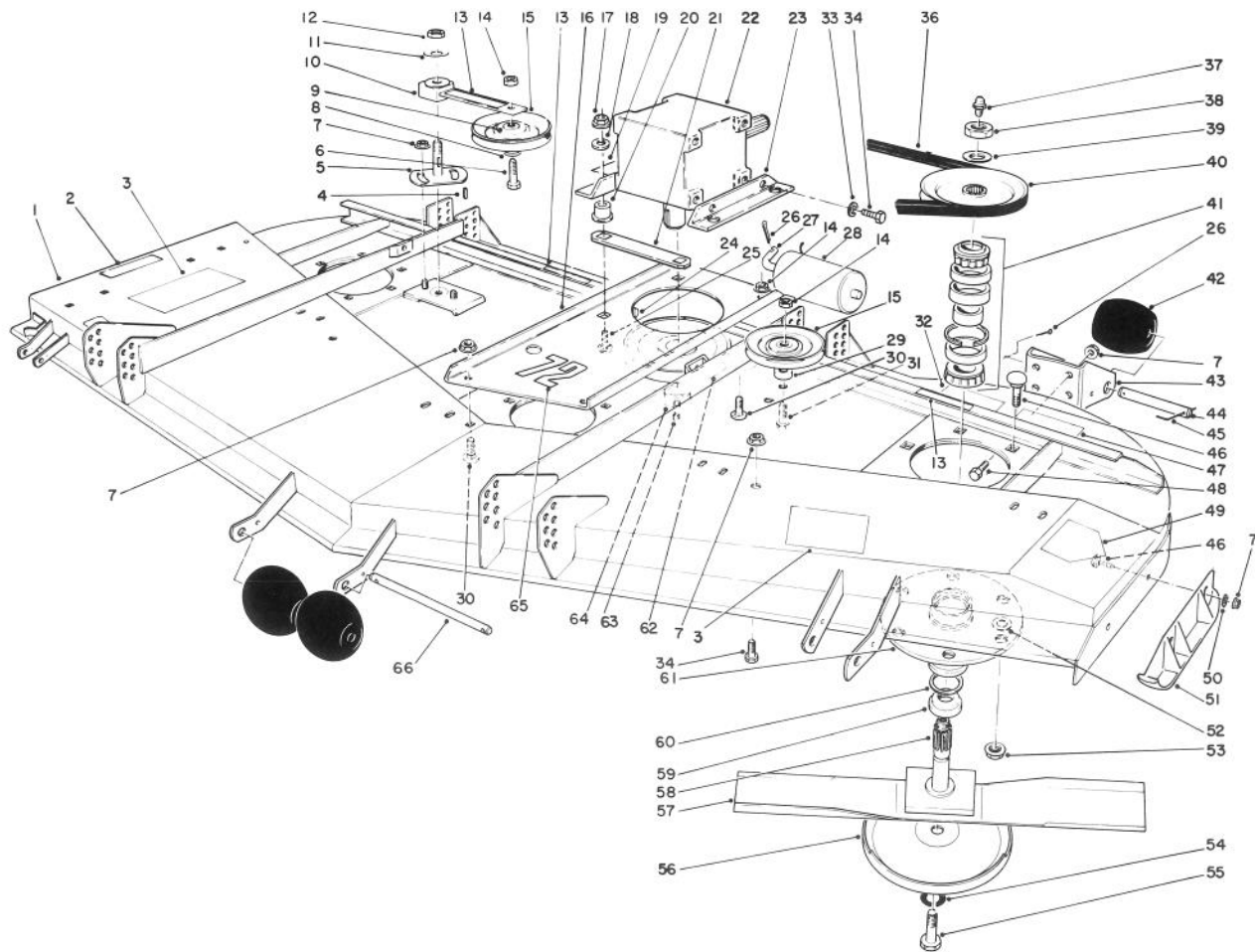
T-0562

## REAR WEIGHT

Ref. No.	Part No.	Description	No. Used
†1	325-8	Screw - Cap Hex .Hd.	2
†2	3253-7	Washer - Lock	2
†3	24-5790	Weight - Rear	1

Ref. No.	Part No.	Description	No. Used
†4	57-4230	Spacer	2
†5	3217-9	Nut - Hex.	2

†One weight required on Groundsmaster 220 with 62" Cutting Unit. Parts must be ordered separately.



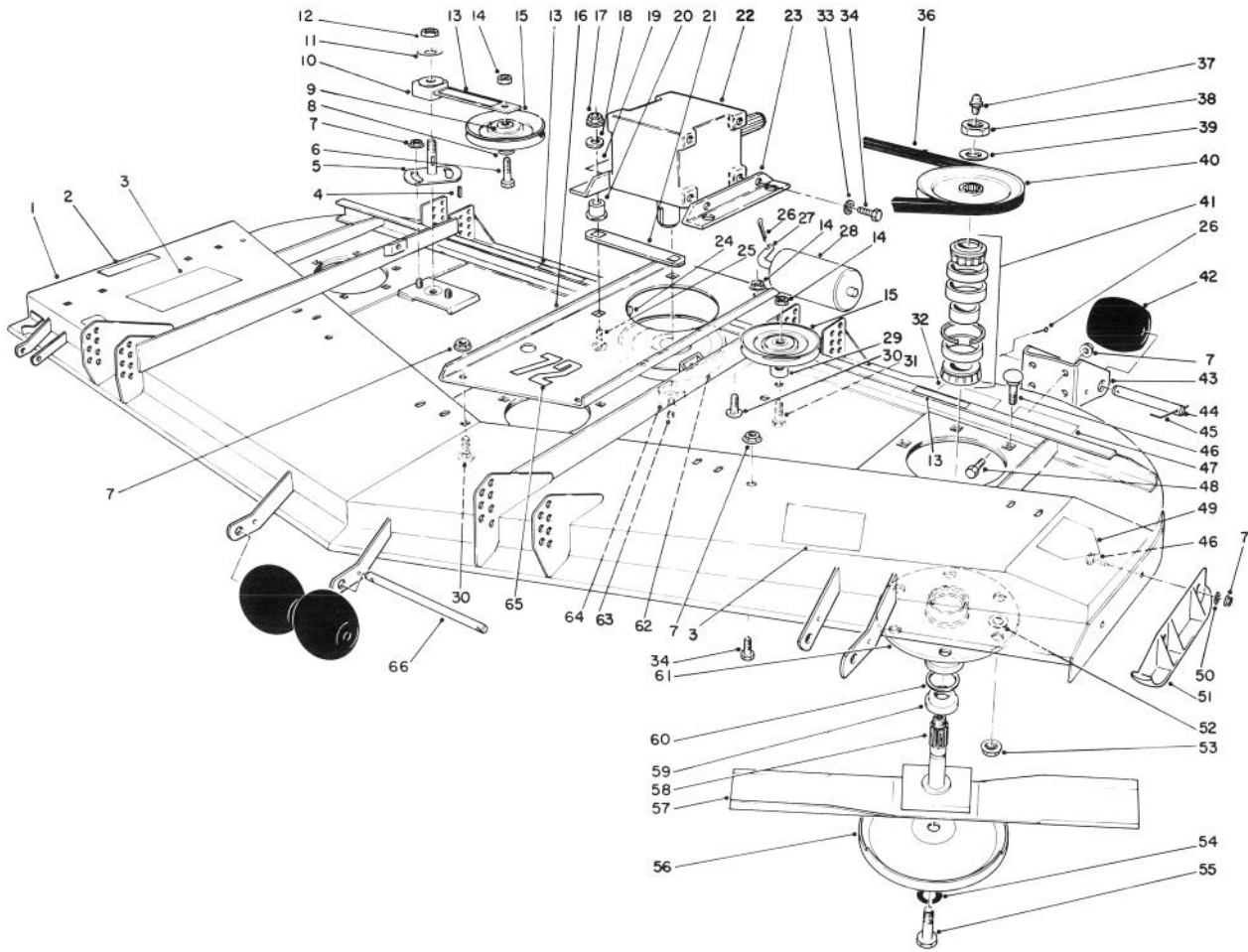
T-0579

## 72" CUTTING UNIT MODEL NO. 30575

Ref. No.	Part No.	Description	No. Used
1	57-0300	Housing	1
2	66-6380	Decal - Deflector Missing	1
3	66-1340	Decal - Danger	2
4	5-1077	Key - Square	1
5	44-6300	Idler Plate	1
6	3211-8	Screw - Cap Hex. Hd.	1
7	3290-357	Nut - Lock	14
8	65-5950	Bushing - Pulley	2
9	7-0081	Washer - Special	2
10	27-8580	Assembly - Idler Socket & Bushing	1
11	3256-27	Washer - Flat	1
12	3296-33	Nut - Lock	1
13	67-5360	Decal - Shield Missing	3
14	3296-5	Nut - Lock	2
15	65-5940	Pulley - Idler	2
16	68-8530	Base - Gear Box	1
17	32153-2	Nut - Lock	4
18	63-8410	Washer - Lock	4
19	70-2560	Decal - Lube	1
20	63-9750	Mount - Isolation	4
21	68-9890	Cover - Gear Box, Front	1
22	68-6810	Gear Box	1
23	68-8560	Bracket - Gear Box	2
24	3257-5	Key - Woodruff	1
25	3231-26	Bolt - Carriage	4

Ref. No.	Part No.	Description	No. Used
26	3272-11	Pin - Cotter	7
27	40-0340	Shaft - Rear Roller	2
28	36-1740	Roller - Deck	2
29	44-6390	Spacer	1
30	3231-27	Bolt - Carriage	4
31	3211-9	Screw - Cap Hex. Hd.	1
32	68-8340	Decal - Blade Bolt Torque	1
33	3253-21	Washer - Lock	4
34	323-4	Screw - Cap Hex. Hd.	6
36	57-0240	V-Belt	1
37	302-2	Fitting - Grease	3
38	32146-20	Nut - Hex. Jam	3
39	7-4150	Washer	3
40	57-0560	Pulley	3
41	46-8530	Assembly - Bearing	3
42	29-4820	Roller	6
43	57-0580	Bracket - Roller Left Rear	1
*	57-0590	Bracket - Roller Right Rear	1
44	57-0680	Shaft - Roller	4
45	57-0690	Pin - Cotter, Special	5
46	3231-22	Bolt - Carriage	20
47	68-7270	Decal - Rear Weight 70#	1
48	323-7	Screw - Cap Hex. Hd.	4
49	43-8480	Decal - Danger	1
50	3290-224	Washer - Lock	2
51	57-0570	Skid	1

\*Not Illustrated



T-0579

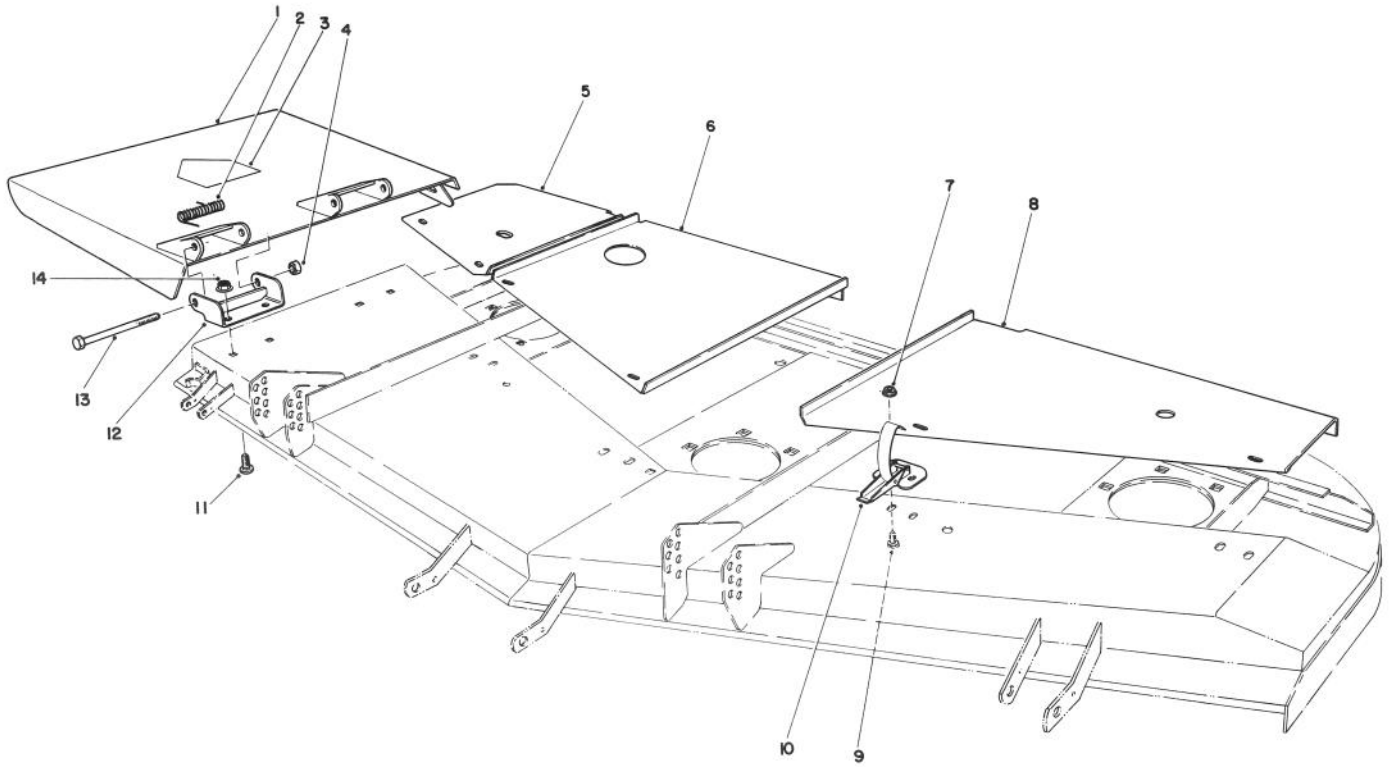
## 72" CUTTING UNIT MODEL NO. 30575 (Continued)

Ref. No.	Part No.	Description	No. Used
52	3256-24	Washer - Flat	A/R
53	32128-21	Nut - Flange	18
54	67-5770	Washer	3
55	44-2200	Screw - Cap, Blade	3
56	72-9361	Cup - Anti-Scalp	3
57	57-0250	Blade	3
58	27-0920	Spindle - Shaft	3
59	27-0950	Spacer - Spindle Bearing	3
60	253-139	Seal - Wave	6

Ref. No.	Part No.	Description	No. Used
61	61-4160	Housing - Spindle	3
62	63-9900	Pulley - Gear Box	1
63	3245-9	Screw - Set, Socket Hd.	2
64	27-6140	Bushing - Taper Lock (Incl. Ref. #63)	1
65	57-0280	Decal - 72	1
66	40-6400	Shaft - Roller	1
*	57-0260	Assy. - Spindle Housing (Incl. Ref. #37-41 & 58-61)	3

\*Not Illustrated



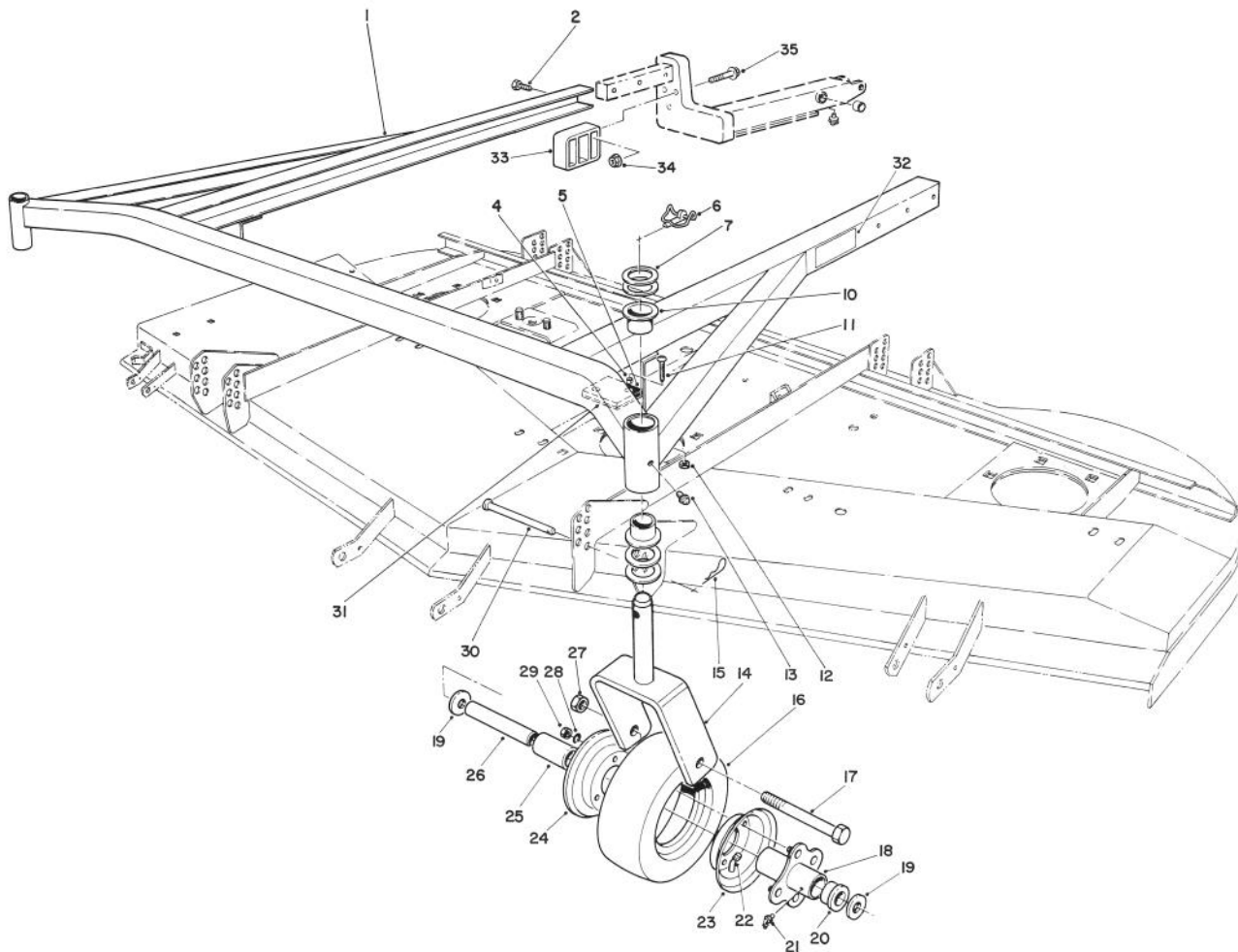


T-0589

## 72" CUTTING UNIT MODEL NO. 30575 (Continued)

Ref. No.	Part No.	Description	No. Used
1	14-0909	Deflector Assembly (Incl. Ref. #3)	1
2	51-1550	Spring	2
3	43-8480	Decal - Danger	1
4	32153-5	Nut - Lock	2
5	57-0230	Cover - R.H.	1
6	57-0210	Cover - Center	1
7	32128-17	Nut - Lock	12

Ref. No.	Part No.	Description	No. Used
8	57-0220	Cover - L.H.	1
9	3290-321	Screw - Hex Slotted Hd.	12
10	249-21	Latch - Draw	6
11	3231-27	Bolt - Carriage	4
12	51-1530	Bracket - Hinge	2
13	325-17	Screw - Cap Hex. Hd.	2
14	3290-357	Nut - Flange	4

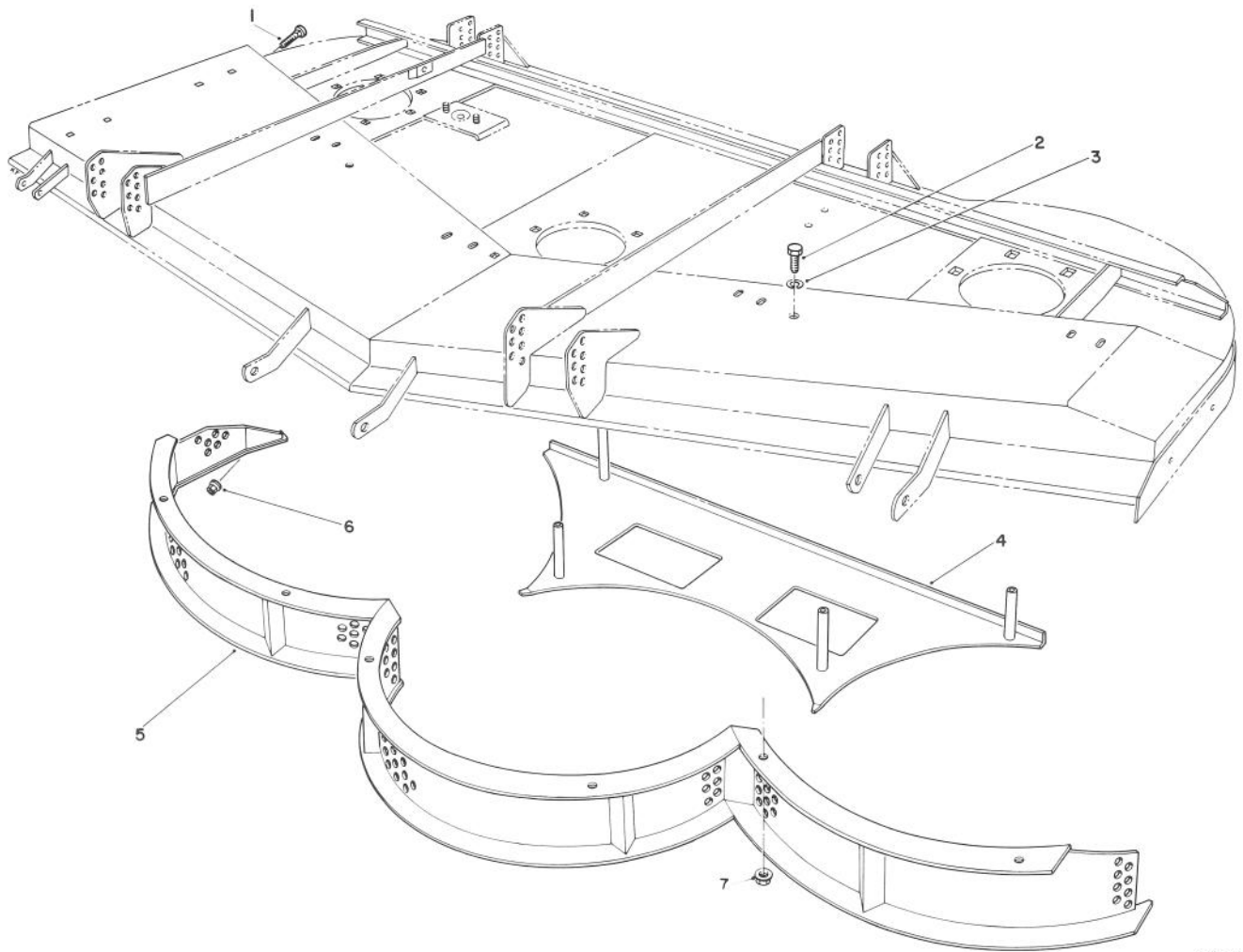


T-1252

## 72" CUTTING UNIT MODEL NO. 30575 (Continued)

Ref. No.	Part No.	Description	No. Used	Ref. No.	Part No.	Description	No. Used
1	83-4570	Carrier Frame Assembly (Incl. Ref. #10)	1	21	302-61	Fitting - Grease	2
2	325-32	Screw - Cap Hex. Hd.	6	22	68-8950	Tube w/Valve	2
4	40-9520	Spacer - Split	4	23	68-8920	Wheel Half - Female	2
5	40-0330	Cushion - Rubber	2	24	68-8930	Wheel Half - Male	2
6	3290-384	Pin - Lynch	2	25	62-5570	Bearing - Roller	2
7	3-6781	Washer - Thrust	8	26	68-8980	Bushing - Spanner	2
10	28-9290	Bushing - Special	4	27	32153-5	Nut - Lock	2
11	32122-28	Screw - Mach. Truss Hd.	4	28	3253-4	Washer - Lock	8
12	3296-2	Nut - Lock	4	29	3217-6	Nut - Hex.	8
13	302-5	Fitting - Grease	2	30	283-55	Pin - Clevis	4
14	68-8900	Fork - Castor	2	31	42-6200	Shim - Cushion	A/R
15	3290-355	Pin - Hair Cotter	4	32	68-8360	Decal - Height Of Cut	1
16	68-8960	Tire	2	33	83-4520	Cradle - Rear	2
17	325-19	Screw - Cap Hex. Hd.	2	34	32128-40	Nut - Flange	6
18	68-8940	Hub - Center	2	35	3234-19	Screw - Flange Hd.	6
19	3256-6	Washer - Flat	4	*	13-3869	Castor Wheel Assembly (Incl. Ref. #16 -18, 20-25 & 28-29)	1
20	62-5580	Bushing	4				2

\*Not Illustrated

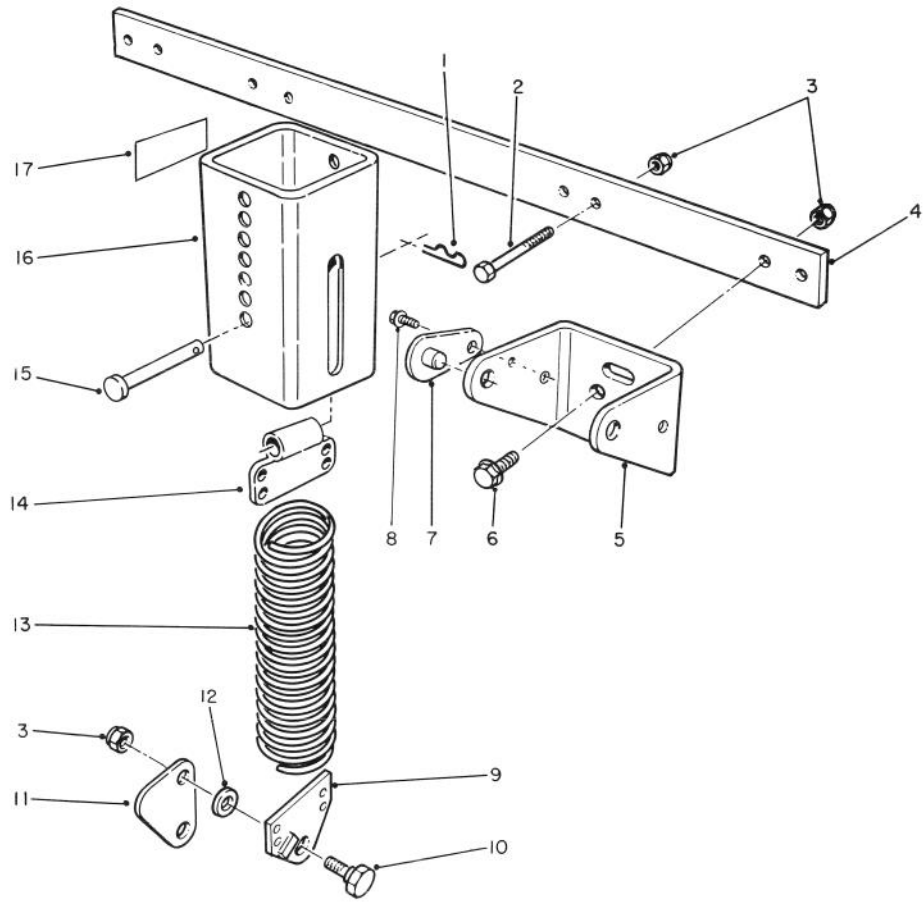


T-0706

## 72" MULCHER KIT MODEL NO. 30779 (Optional) For Cutting Unit Model No. 30575

Ref. No.	Part No.	Description	No. Used
1	3230-2	Bolt - Carriage	1
2	323-4	Screw - Cap Hex. Hd.	10
3	3253-21	Washer - Lock	10
4	57-0140	Shelf - W.A.	1

Ref. No.	Part No.	Description	No. Used
5	57-0030	Screen - W.A.	1
6	32128-20	Nut - Flange	1
7	3290-357	Nut - Flange	6



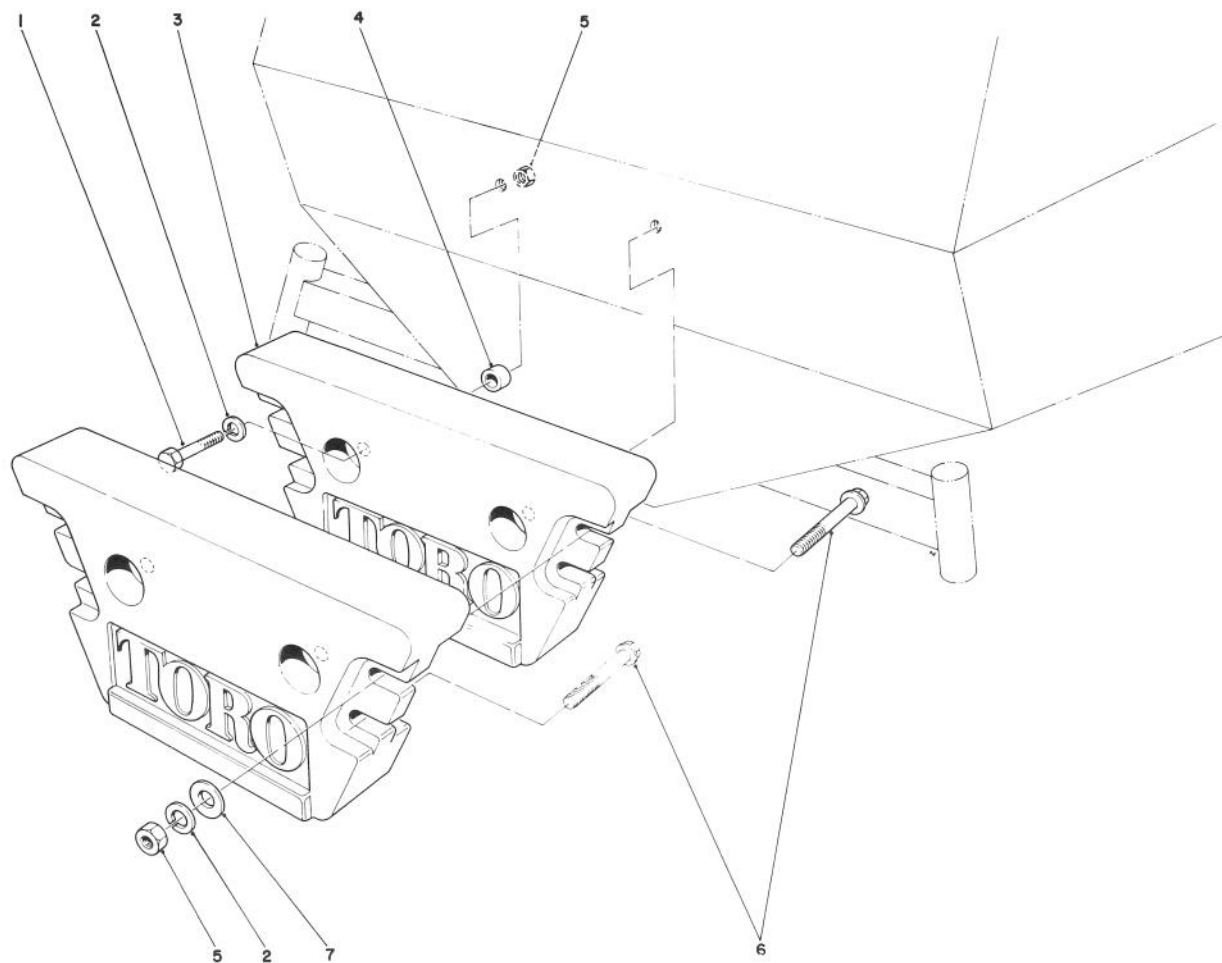
T-0632

## 72" COUNTER BALANCE KIT PART NO. 70-7010\*

Ref. No.	Part No.	Description	No. Used	Ref. No.	Part No.	Description	No. Used
1	3290-355	Pin - Hair Cotter	2	10	46-3380	Bolt - Shoulder	4
2	323-11	Screw - Cap Hex. Hd.	4	11	66-8440	Link - Knee	2
3	3296-44	Nut - Lock	12	12	3256-24	Washer - Flat	4
†4	66-8210	Adapter	1	13	66-8390	Spring - Extension	2
5	66-8230	Bracket - Mounting	2	14	70-7940	End - Spring	2
6	3234-11	Screw - Hex. Flange Hd.	4	15	283-69	Pin - Clevis	2
7	70-7920	Lock Pin Assembly	4	16	70-7970	Spring Cover Assembly	2
8	12-3270	Screw - Self Tapping	4	17	55-4300	Decal - Caution	4
9	66-8420	End - Spring	2				

\*Furnished with 72" cutting unit model no. 30575.

†Adapter (66-8210) must be ordered separately.



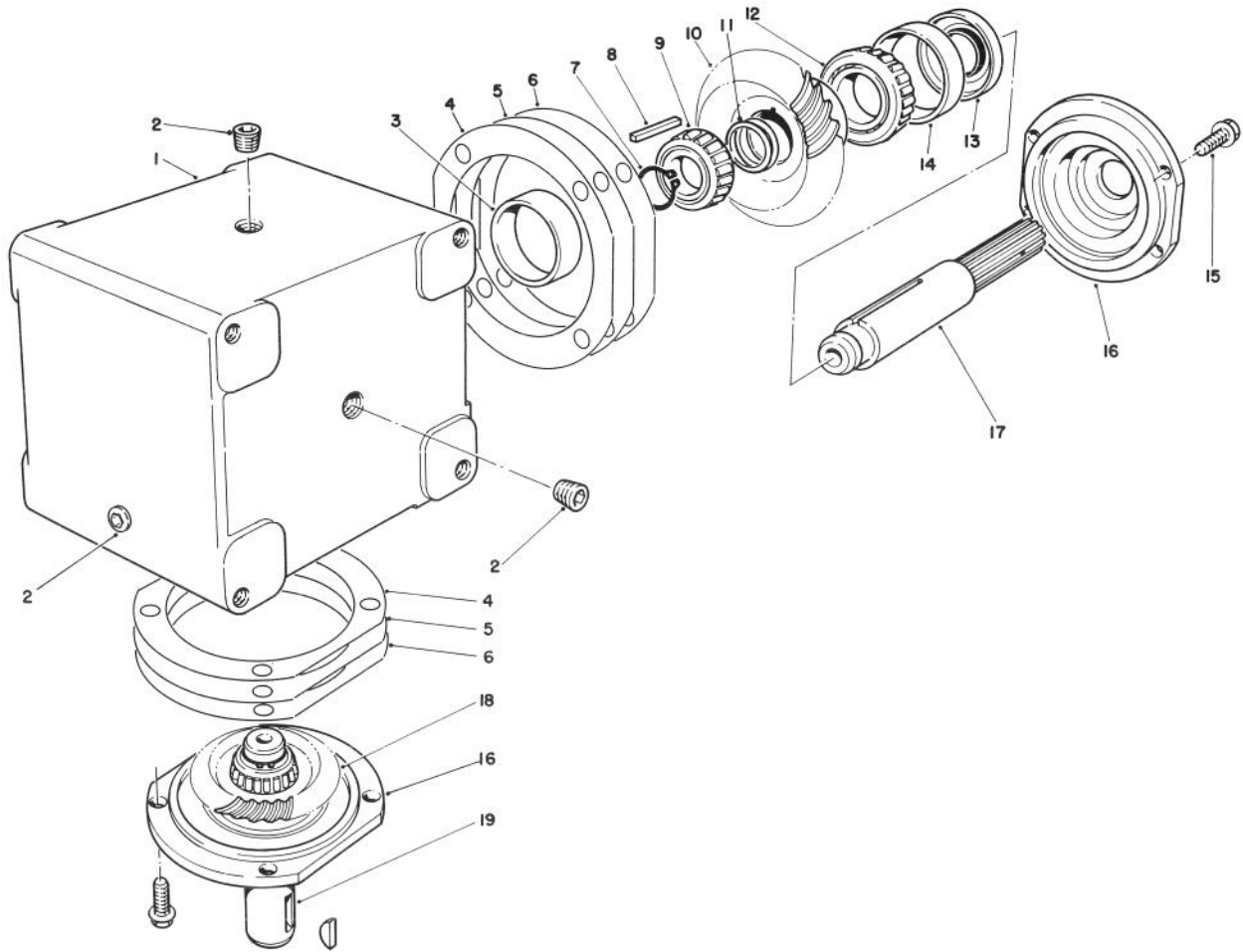
T-0630

### †REAR WEIGHT KIT NO. 24-5780

Ref. No.	Part No.	Description	No. Used
1	325-8	Screw - Cap Hex. Hd.	2
2	3253-7	Washer - Lock	6
3	24-5790	Weight - Rear	2
4	57-4230	Spacer	2

Ref. No.	Part No.	Description	No. Used
5	3217-9	Nut - Hex.	6
6	325-14	Screw - Cap Hex. Hd.	4
7	3256-26	Washer - Flat	8

†One kit (2 weights) required on Groundsmaster 220 with 72" Cutting Unit.

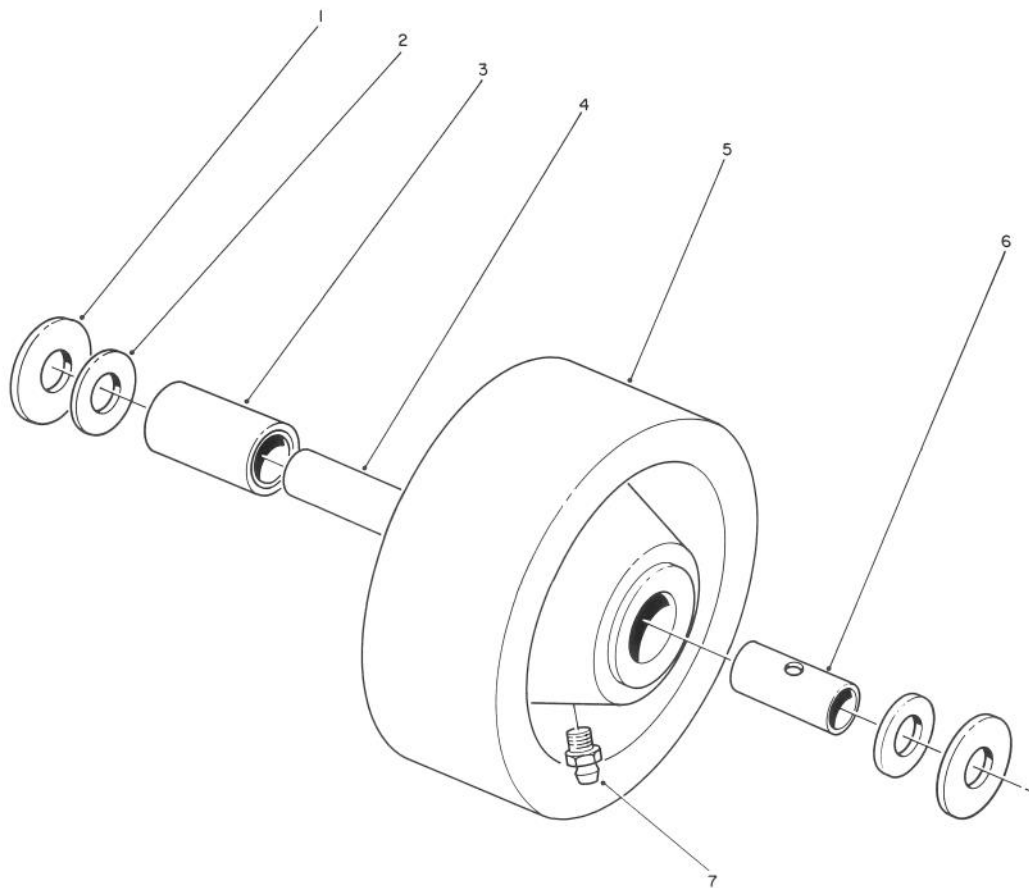


T-0977

## GEAR BOX ASSEMBLY NO. 68-6810

Ref. No.	Part No.	Description	No. Used
1	68-7030	Housing	1
2	62-3490	Plug - Pipe (Solid)	4
3	62-3360	Cup - Bearing	2
4	62-3420	Gasket (.015)	A/R
5	62-3430	Gasket (.005)	A/R
6	62-3440	Gasket (.003)	A/R
7	68-7070	Ring - Retaining	2
8	62-3380	Key	2
9	62-3370	Cone - Bearing	2
10	68-7080	Gear	1

Ref. No.	Part No.	Description	No. Used
11	72-9370	Shim (.020)	2
12	62-3330	Cone - Gear	1
13	62-3400	Seal	2
14	62-3340	Cup - Bearing	2
15	62-3310	Screw - Cap	8
16	62-3410	Cap	2
17	68-7040	Shaft	1
18	68-7060	Gear	1
19	68-7050	Shaft	1



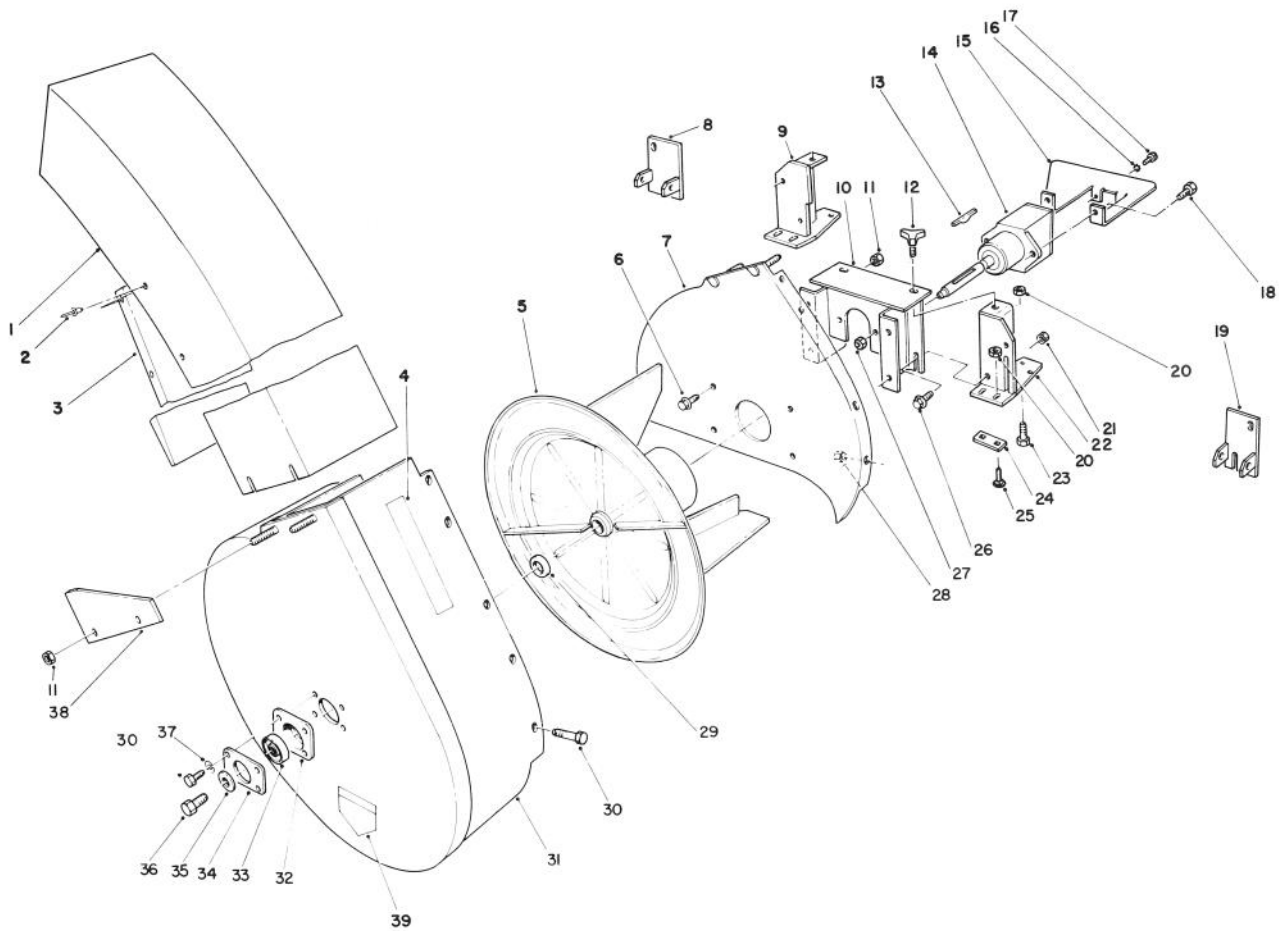
T-0633

## PHENOLIC WHEEL ASSEMBLY NO. 27-1050 (Optional)

Ref. No.	Part No.	Description	No. Used
1	27-1170	Washer - Thrust	2
2	27-1180	Retainer - Bearing	2
3	27-121 0	Bearing - Roller	1
†4	68-8980	Bushing - Spanner	1

Ref. No.	Part No.	Description	No. Used
5	27-1190	Wheel - Caster	1
6	27-1200	Bushing - Spanner	1
7	302-55	Fitting - Grease	1

†Must be ordered separately for use with 1/2" bolt.



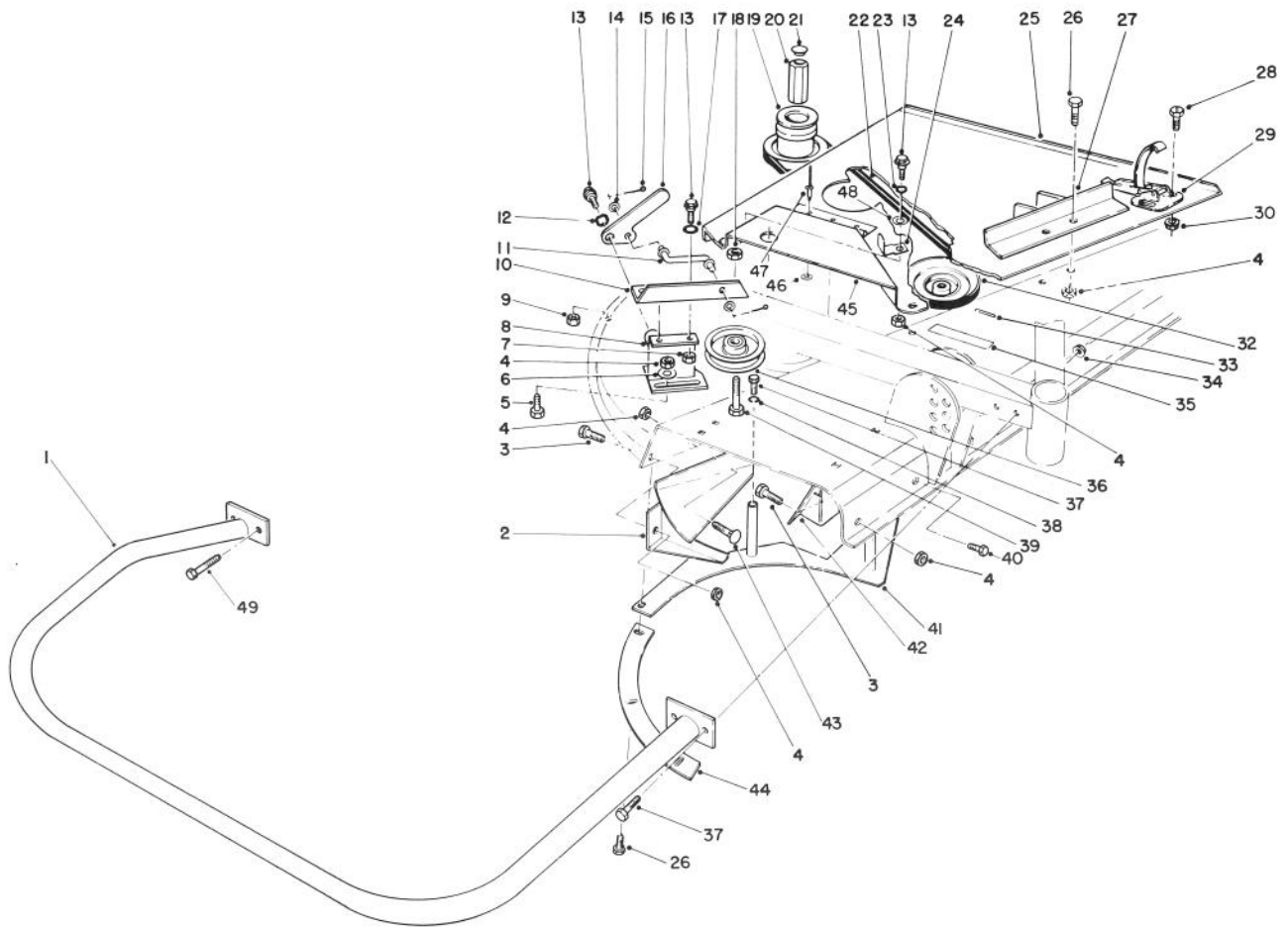
T-0601

## 52" BLOWER KIT MODEL NO. 30502 (Optional)

Ref. No.	Part No.	Description	No. Used
1	44-5300	Assembly - Chute (Incl. Ref. #2 & 3)	1
2	3290-409	Rivet	8
3		Deflector - Chute	1
4	82-5510	Decal - Warning	1
5	56-4780	Impeller	1
6	3234-14	Screw - Flange	4
7	59-5070	Plate - Mounting	1
8	59-4980	Bracket - Deflector L.H.	1
9	59-5050	Bracket - L.H.	1
10	59-5140	Mount - Blower	1
11	3296-29	Nut - Lock	8
12	62-6520	Knob	2
13	3257-40	Key - Hi Pro	1
14	53-4530	Assembly - Gear Box	1
15	59-5150	Cover - Gear Box	1
16	3255-17	Washer - Lock	2
17	3290-134	Screw - Cap Hex. Hd.	2
18	323-7	Screw - Cap Hex. Hd.	2
19	59-5000	Bracket - Deflector R.H.	1
20	32152-1	Nut - Lock	6

Ref. No.	Part No.	Description	No. Used
21	3218-3	Nut - Jam	2
22	59-5090	Bracket - R.H.	1
23	322-3	Screw - Cap Hex. Hd.	2
24	44-5460	Plate - Bracket	2
25	3230-1	Bolt - Carriage	4
26	3234-11	Screw - Flange	2
27	3296-44	Nut - Lock	2
28	3296-42	Nut - Lock	9
29	63-9710	Spacer - Bearing	1
30	321-3	Screw - Cap Hex. Hd.	13
31	13-0269	Housing - Blower (Incl. Ref. #4 & 39)	1
32	37-6730	Cup - Bearing	1
33	38-7820	Bearing - Ball	1
34	63-9700	Plate - Cover	1
35	43-0940	Spacer - Blower Hub	1
36	3235-22	Screw - Cap Hex. Hd.	1
37	3253-3	Washer - Lock	4
38	43-0960	Bracket - Chute	1
39	43-8480	Decal - Danger	2





T-0602

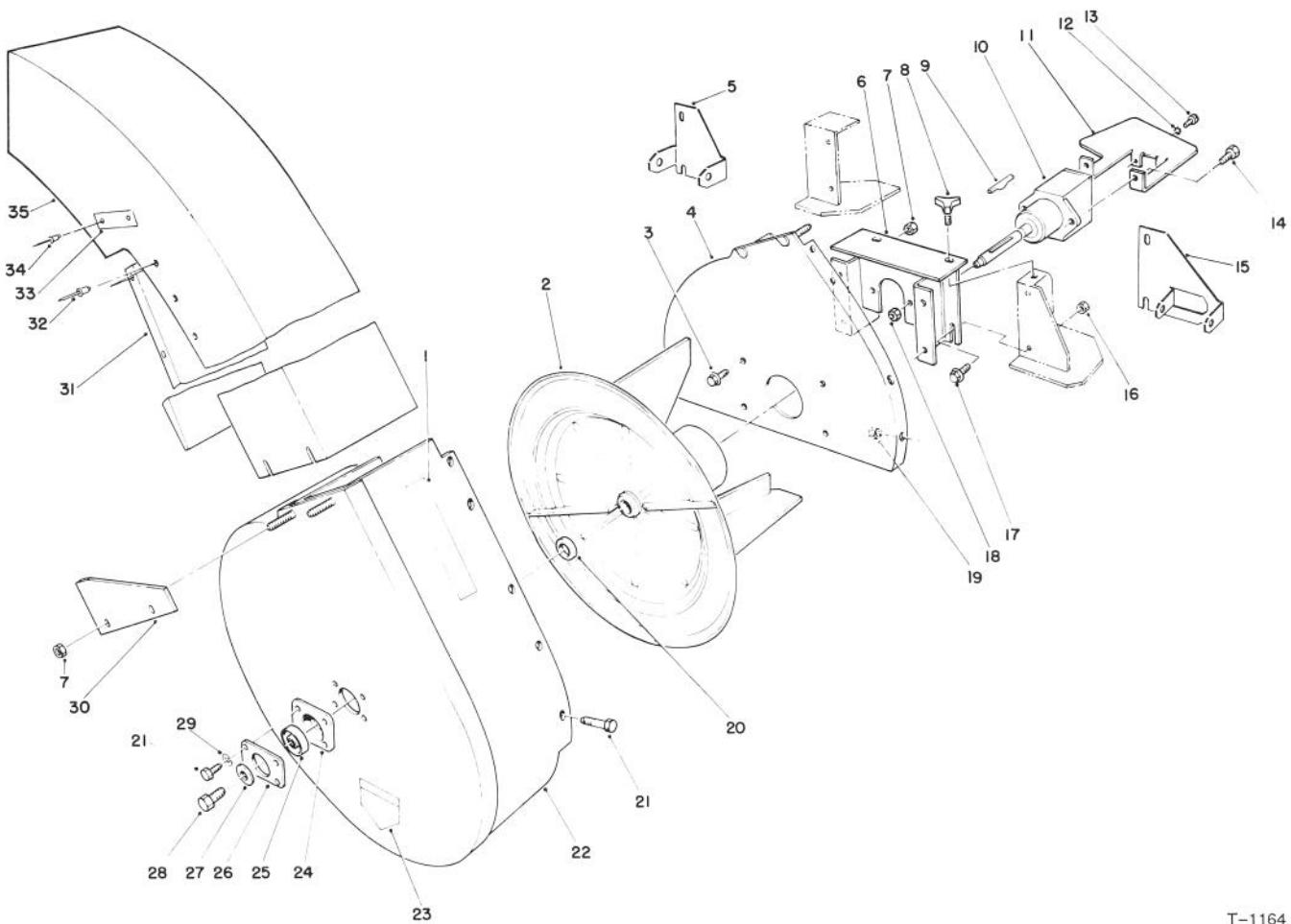
## 52" BLOWER KIT MODEL NO. 30502 (Optional) (Continued)

Ref. No.	Part No.	Description	No. Used
1	70-8050	Bumper	1
2	43-1060	Deflector - Rear	1
3	322-4	Screw - Cap Hex. Hd.	2
4	32152-1	Nut - Lock	10
5	322-3	Screw - Cap Hex. Hd.	3
6	3256-56	Washer - Flat	3
7	3296-29	Nut - Hex.	2
8	59-4920	Bracket - Idler Mounting	1
9	32152-4	Nut - Lock	5
10	59-4930	Slide - Idler	1
11	59-4940	Rod - Idler	1
12	3290-211	Washer - Spring	1
13	19-1470	Bolt - Shoulder	4
14	3256-23	Washer - Flat	2
15	3272-6	Pin - Cotter	2
16	56-4900	Lever - Idler	1
17	23-1120	Washer - Flat	2
18	3296-44	Nut - Hex.	1
19	59-5170	Pulley (Splined)	1
20	59-5190	Nut - Pulley	1
21	59-5310	Cover - Nut	1
22	59-5270	V-Belt	1
23	3290-211	Washer - Spring	1
24	59-5290	Latch	1
25	77-0180	Assembly - Cover, Right	1
26	321-4	Screw - Cap Hex. Hd.	7

Ref. No.	Part No.	Description	No. Used
27	77-0160	Bracket - Spring	1
28	3290-321	Screw - Machine	4
29	249-21	Latch - Draw	2
30	32128-17	Nut - Flange	4
31	32153-4	Nut - Lock	2
32	56-4810	Pulley - Gear Box	1
33	32121-8	Pin - Roll	1
34	32128-43	Nut - Lock	2
35	43-1120	Decal - Warning	1
36	56-4920	Pulley - Idler	1
37	323-6	Screw - Cap Hex. Hd.	6
38	3253-21	Washer - Lock	4
39	323-7	Screw - Cap Hex. Hd.	1
40	322-2	Screw - Cap Hex. Hd.	2
41	44-7770	Shelf - Rear	1
42	67-7540	Deflector - Front	1
43	3230-1	Bolt - Carriage	2
44	44-7780	Shelf - R.H.	1
45	77-0130	Cover - Pulley	1
46	3256-13	Washer - Flat	3
47	3290-55	Rivet - Pop	3
48	3256-4	Washer - Flat	1
49	325-32	Screw - Cap Hex. Hd.	2
*	44-5480	Blade - High Sail (18") (Optional)	1
*†	32128-23	Nut - Flange	2

\*Not Illustrated

†Required on older units for mounting Bumper No. 70-8050 to carrier frame.



T-1164

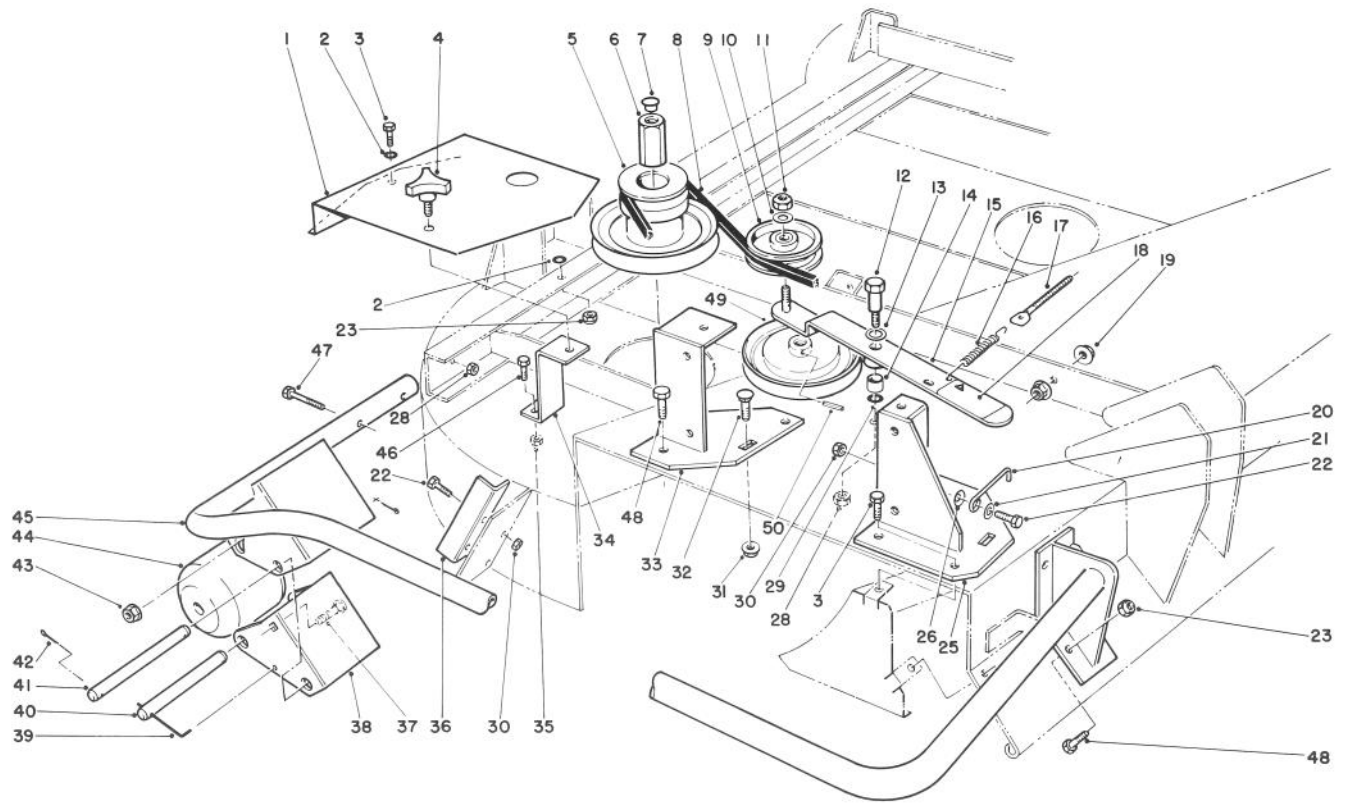
## 62" BLOWER KIT MODEL NO. 30503 (Optional)

Ref. No.	Part No.	Description	No. Used
1	82-5510	Decal - Warning	1
2	56-4780	Impeller	1
3	3234-14	Screw - Flange Hd.	4
4	77-5820	Plate W.A. - Mounting	1
5	80-2820	Bracket - Pivot, L.H.	1
6	77-5440	Mount - Blower W.A.	1
7	3296-29	Nut - Lock	8
8	62-6520	Knob	2
9	3257-40	Key - Hi Pro	1
10	53-4530	Gear Box Assembly	1
11	77-5630	Cover - Gear Box	1
12	3255-17	Washer - Lock	2
13	3290-134	Screw - Cap Hex. Hd.	2
14	323-7	Screw - Cap Hex. Hd.	2
15	80-2810	Bracket - Pivot R.H.	1
16	3218-3	Nut - Jam	2
17	3234-11	Screw - Flange Hd.	2
18	3296-44	Nut - Lock	2
19	3296-42	Nut - Lock	9

Ref. No.	Part No.	Description	No. Used
20	63-9710	Spacer - Bearing	2
21	321-3	Screw - Cap Hex. Hd.	13
22	13-0269	Housing - Blower (Incl. Ref. #1 & 23)	1
23	43-8480	Decal - Danger	1
24	37-6730	Cup - Bearing	1
25	38-7820	Bearing - Ball	1
26	63-9700	Cover - Plate	1
27	43-0940	Spacer - Hub, Blower	1
28	3235-22	Screw - Cap Hex. Hd.	1
29	3253-3	Washer - Lock	4
30	43-0960	Bracket - Chute	2
31		Deflector - Chute	1
32	3290-409	Rivet	6
33	80-4670	Plate	2
34	3290-271	Rivet	4
35	80-3720	Chute Assembly (Incl. Ref. #32-34)	1
*†	66-8390	Spring - Heavy Duty	1

\*Not Illustrated

†Heavy duty spring no. 66-8390 used on discharge side of cutting unit with blower.

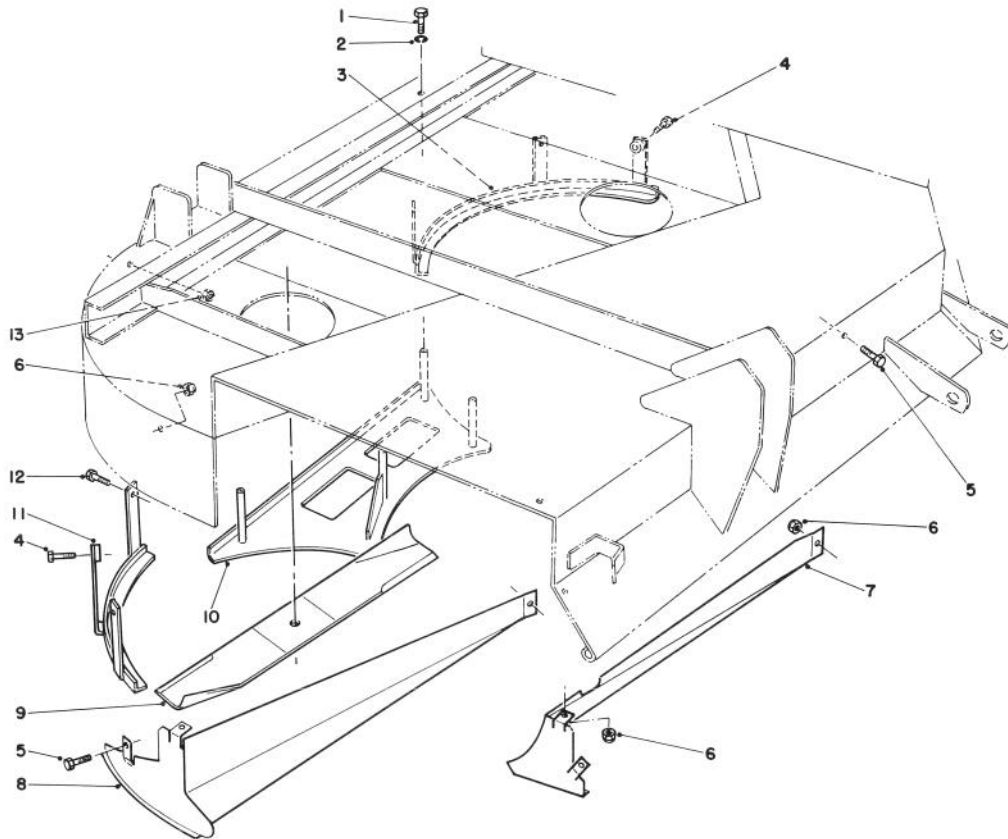


T-1167

## 62" BLOWER KIT MODEL NO. 30503 (Optional) (Continued)

Ref. No.	Part No.	Description	No. Used
1	77-5620	Cover - Deck, R.H.	1
2	3256-23	Washer - Flat	2
3	322-5	Screw - Cap Hex. Hd.	2
4	62-6520	Knob	1
5	77-5420	Pulley W.A. - Splined	1
6	59-5190	Nut - Pulley	1
7	59-5310	Cover - Nut	1
8	80-3590	V-Belt	1
9	56-4920	Pulley - Idler	1
10	3256-38	Washer - Flat	1
11	3296-59	Nut - Lock	1
12	80-3250	Screw - Pivot	1
13	257-10	Washer	1
14	256-206	Bushing	1
15	80-3310	Assembly - Arm (Incl. Ref. #14 & 18)	1
16	37-8880	Spring	1
17	80-3560	Rod - Threaded	1
18	55-4300	Decal	1
19	32128-20	Nut - Flange	2
20	80-3570	Hook	1
21	3256-22	Washer - Flat	1
22	321-4	Screw - Cap Hex. Hd.	3
23	3296-29	Nut - Lock	9
25	77-5520	Bracket W.A. - R.H.	1

Ref. No.	Part No.	Description	No. Used
26	3290-451	Washer - Belleville	1
28	3296-39	Nut - Lock	3
29	257-9	Washer - Thrust	1
30	3296-42	Nut - Lock	3
31	3290-357	Nut - Flange	4
32	3231-27	Bolt - Carriage	4
33	77-5560	Bracket W.A. - L.H.	1
34	77-5600	Support - Cover	1
35	32146-18	Nut	2
36	80-3550	Stop - Deflector	1
37	3231-22	Bolt - Carriage	2
38	80-3450	Bracket - Roller	1
39	80-3230	Pin - Special	1
40	80-3440	Shaft - Roller	1
41	80-3200	Shaft	1
42	3272-11	Pin - Cotter	3
43	32128-43	Nut - Lock	2
44	80-3580	Roller	1
45	77-6940	Bumper W.A.	1
46	3290-134	Screw - Cap Hex. Hd.	2
47	323-19	Screw - Cap Hex. Hd.	2
48	322-3	Screw - Cap Hex. Hd.	8
49	56-4810	Pulley - W.A. Gear Box	1
50	32121-8	Pin - Roll	1

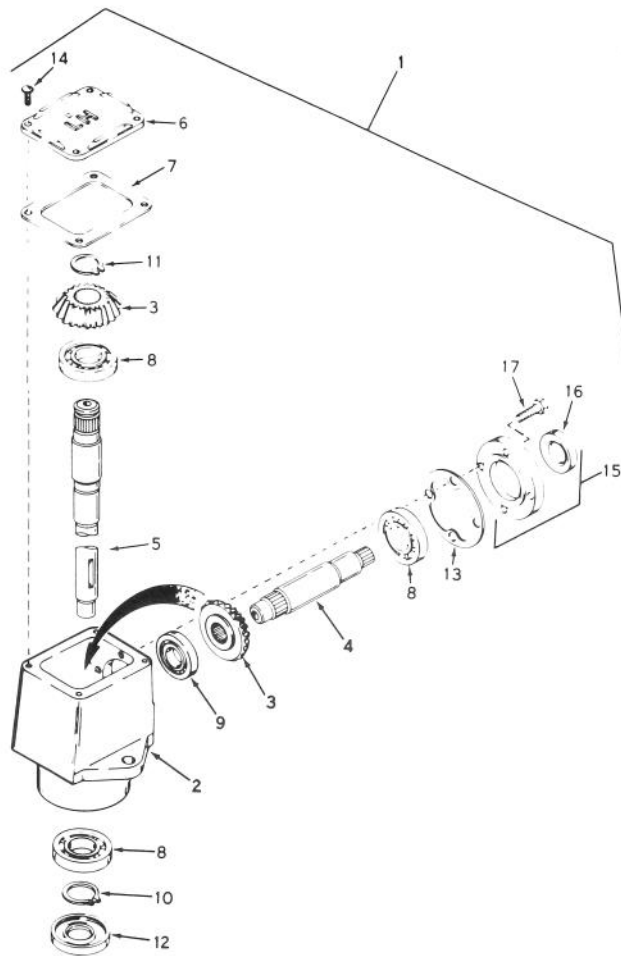


T-1165

## 62" BLOWER KIT MODEL 30503 (Optional)(Continued)

Ref. No.	Part No.	Description	No. Used
1	323-6	Screw - Cap Hex. Hd.	4
2	3253-21	Washer - Lock	4
3	77-5930	Shelf W.A. - Bottom, Left	1
4	321-6	Screw - Cap Hex. Hd.	3
5	322-2	Screw - Cap Hex. Hd.	5
6	3296-29	Nut - Lock	6
7	77-5740	Deflector W.A. - Front	1
8	77-5670	Deflector W.A. - Rear	1

Ref. No.	Part No.	Description	No. Used
9	77-6710	Blade	3
10	77-5640	Shelf W.A. - Rear	1
11	77-5850	Shelf W.A. - Right	1
12	321-4	Screw - Cap Hex. Hd.	3
13	3296-42	Nut - Lock	6

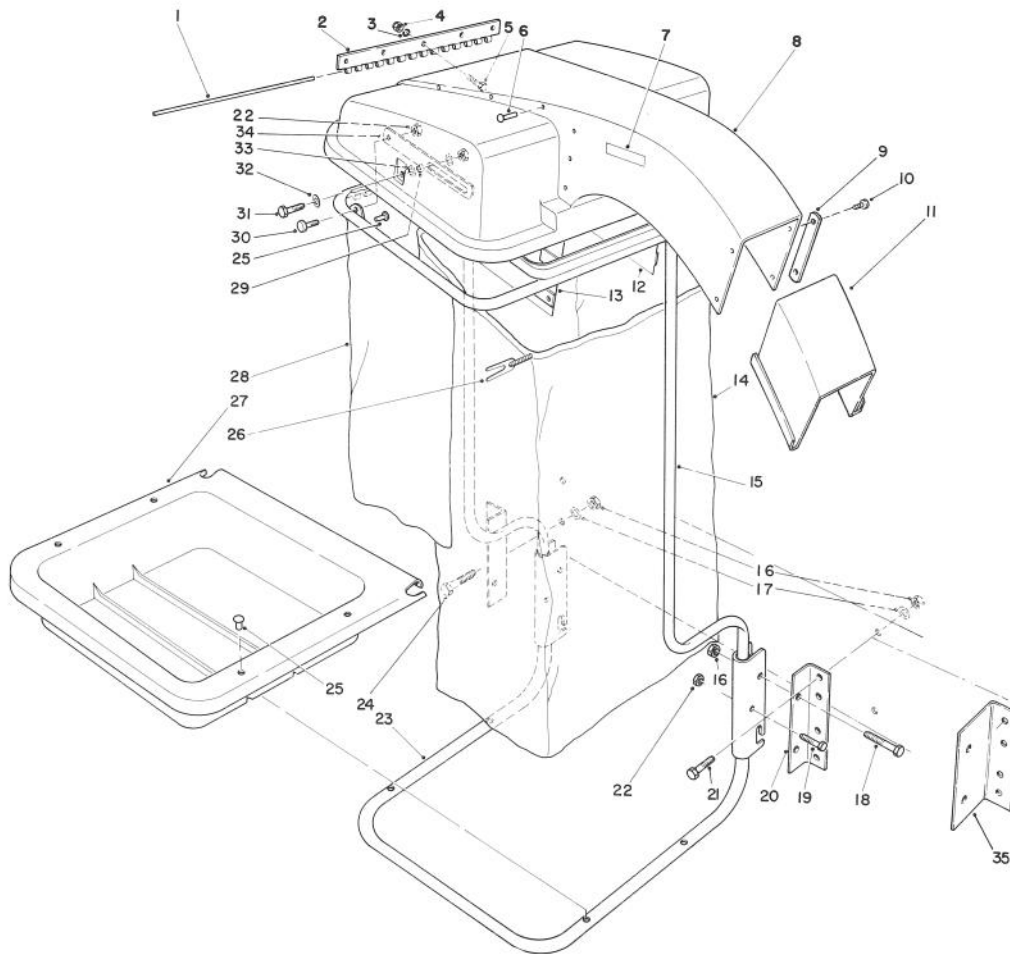


T-1168-90

## GEAR BOX ASSEMBLY 53-4530

Ref. No.	Part No.	Description	No. Used
1	794402	Assembly - Head, L.H. (Incl. Ref.#2-15)	1
2	770026A	Housing - Right Angle Drive	1
3	778046	Gear - Miter	2
4	776250	Shaft - Input	1
5	776249	Shaft - Output	1
6	772035	Cover	1
7	788028	Gasket - Cover	1
8	780034	Bearing - Ball	3
9	780024	Bearing - Ball	1

Ref. No.	Part No.	Description	No. Used
10	788019	Ring - Snap	1
11	788018	Ring - Snap	1
12	788029	Seal - Oil	1
13	788030	Gasket - Cap	1
14	792025	Screw - Rd. Hd. Self-Tap.	4
15	786029	Assy. - Cap/Seal Retainer (Incl. Ref.#16 & 17)	1
16	788031	Seal - Oil	1
17	792026	Screw - Cap Hex. Hd.	4



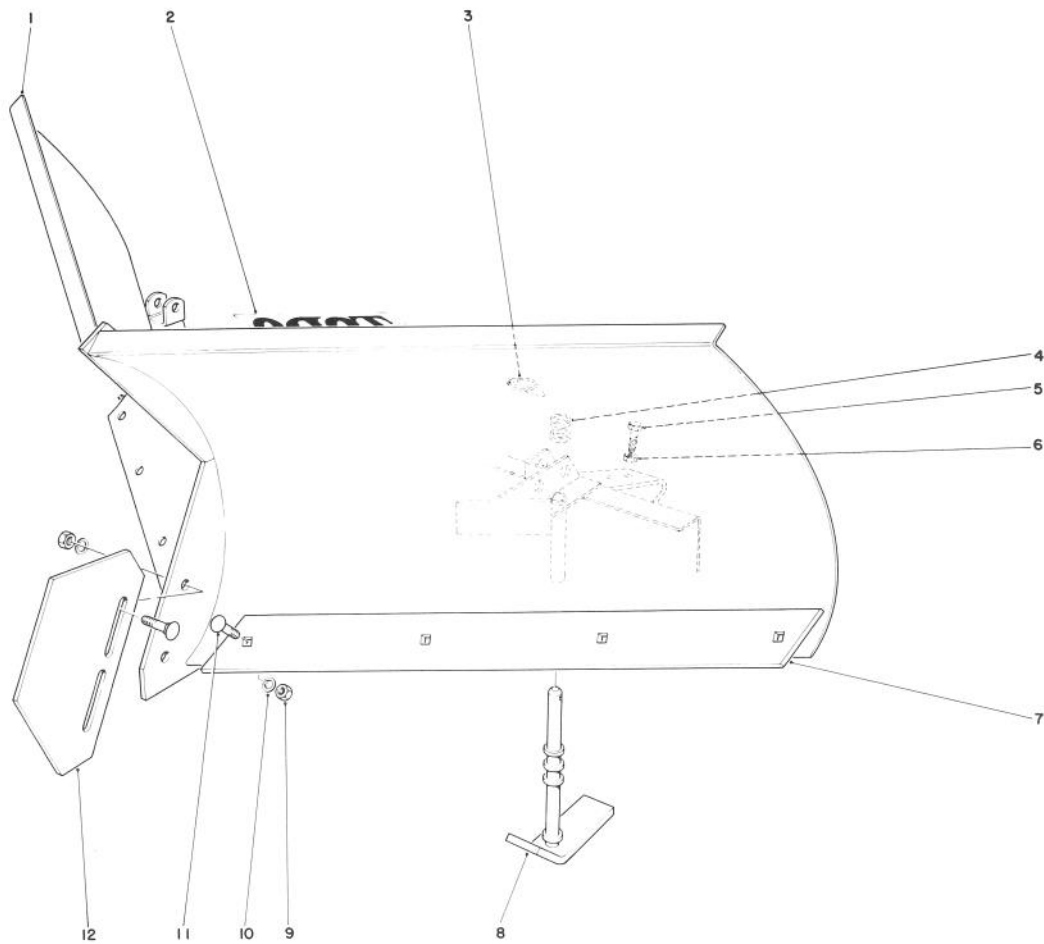
T-0603

## 9 CU. FT. HOPPER KIT MODEL NO. 30504 (Optional)

Ref. No.	Part No.	Description	No. Used	Ref. No.	Part No.	Description	No. Used
1	43-1000	Pin - Hinge, Hood	1	18	323-11	Screw - Cap Hex. Hd.	4
2	43-0610	Hinge - Half	1	19	322-11	Screw - Cap Hex. Hd.	2
3	3256-14	Washer - Flat	5	20	43-1010	Bracket - Frame (For use with 52" Blower)	4
4	3296-2	Nut - Lock	5	21	323-7	Screw - Cap Hex. Hd.	7
5	3290-134	Screw - Mach. Hex. Hd.	5	22	32152-1	Nut - Lock	6
6	3290-412	Rivet - Pop	14	23	43-0720	Lower Support Tube Assy. (Incl. Ref. #25 & 27)	1
7	43-1100	Decal - Caution	2	24	323-10	Screw - Cap Hex. Hd.	1
8	13-1649	Hood Assembly (Incl. Ref. #7)	1	25	3290-409	Rivet - Pop	21
9	67-1730	Plate - Nut	2	26	3-2781	Retainer - Cord	1
10	3274-31	Screw - Button Head	4	*†	36-7770	Retainer - Cord (Optional)	1
11	77-0680	Extension - Snout	1	27		Tray - Lower	1
12	43-0600	Screen - Left Hand	1	28		Skirt - Bagging Frame	1
13	43-0570	Screen - Right Hand	1	29	43-1020	Spacer - Pivot Arm	2
14	43-0990	Bag - Cloth 32" (7 bushel capacity)	1	30	322-3	Screw - Cap Hex. Hd.	2
*	43-0980	Bag - Cloth 38" (10 bushel capacity) (Optional)	1	31	322-4	Screw - Cap Hex. Hd.	2
15	67-7500	Upper Support Tube Assy. (Incl. Ref. #25 & 28)	1	32	3256-56	Washer - Flat	2
16	32152-2	Nut - Lock	12	33	3256-57	Washer - Fender	4
17	3256-3	Washer - Flat	8	34	43-1051	Stop - Hood	2
				35	76-1990	Bracket - Frame (For use with 62" Blower)	4
				*	44-9720	Template - Bracket	1

\*Not Illustrated

†For use with 30 Gallon Plastic Bag.

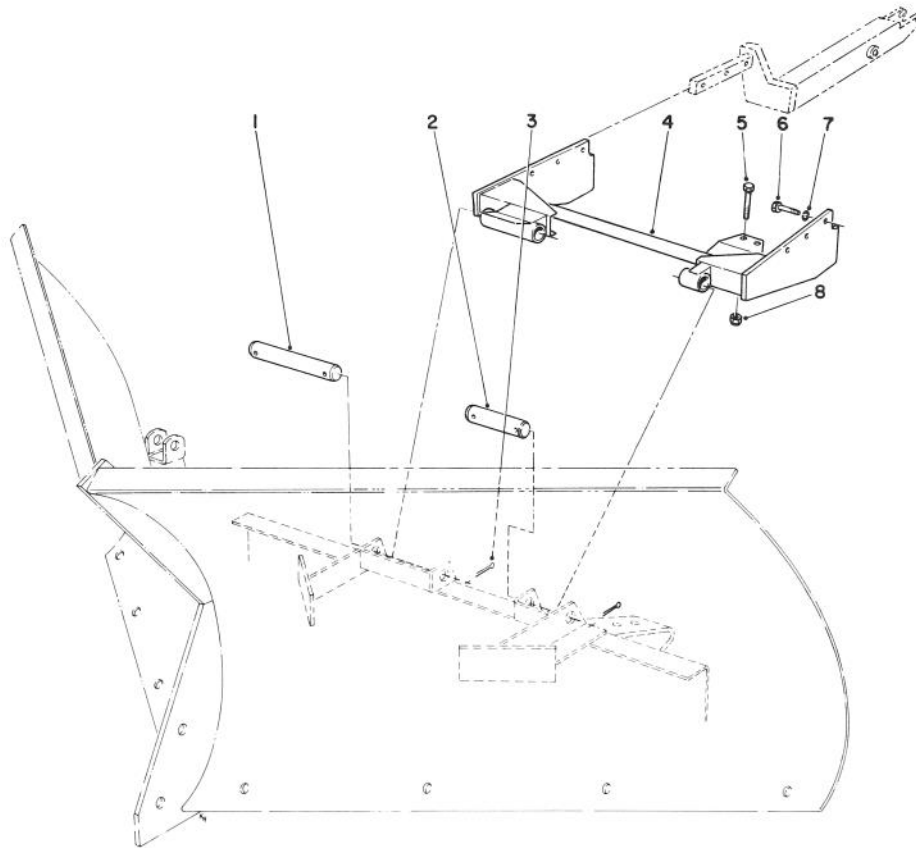


T-0452

## V-PLOW KIT MODEL NO. 30750 (Optional)

Ref. No.	Part No.	Description	No. Used
1	23-9960	V-Plow	1
2	66-6140	Decal	1
3	3290-243	Pin - Lynch	2
4	20-4370	Spacer - Tubes	10
5	325-6	Screw - Cap Hex. Hd.	1
6	3218-5	Nut - Jam	1

Ref. No.	Part No.	Description	No. Used
7	24-5570	Blade - Scraper	2
8	24-5540	Skid	2
9	3217-9	Nut - Hex.	10
10	3253-7	Washer - Lock	10
11	3233-2	Bolt - Carriage	10
12	24-5530	Skid - Nose	1



T-0902

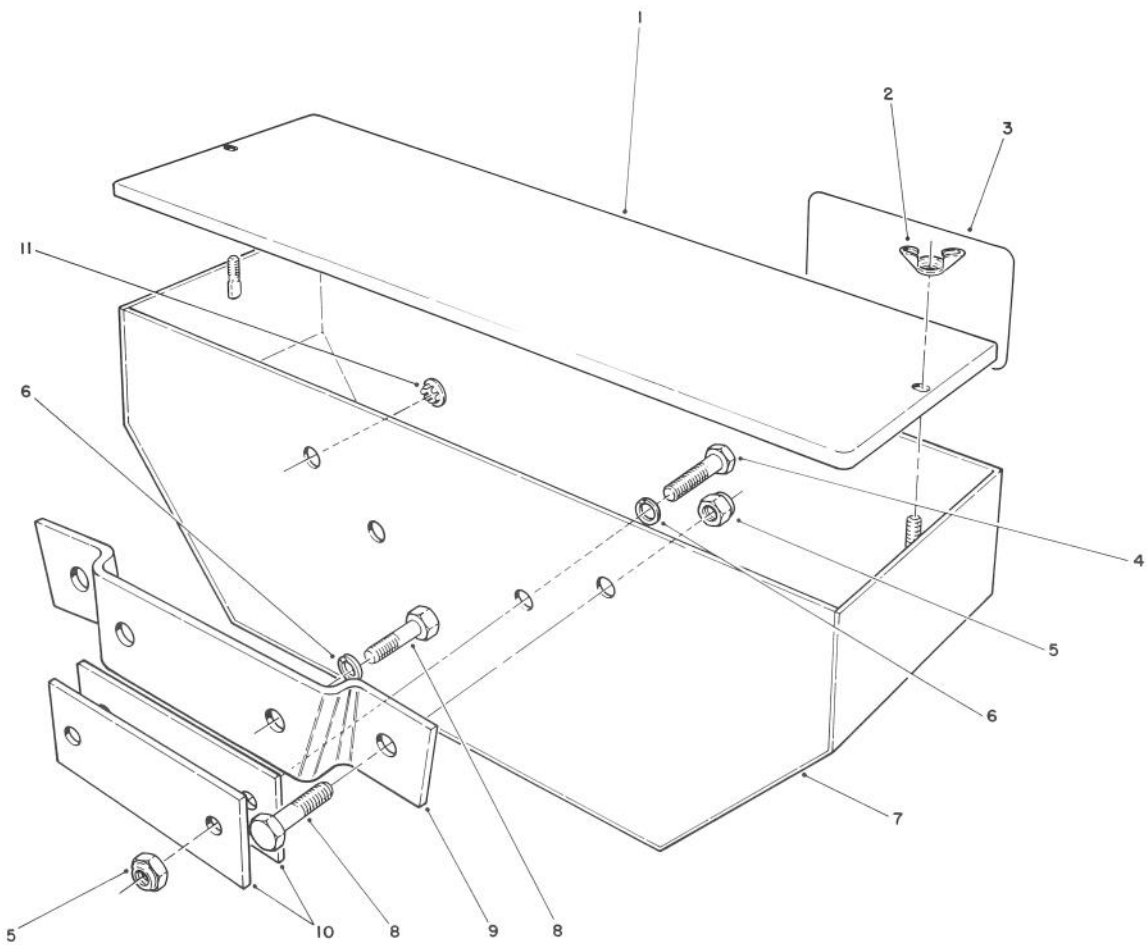
## V-PLOW INSTALLATION KIT MODEL NO. 30749 (Optional)\*

Ref. No.	Part No.	Description	No. Used
1	28-5490	Pin - R.H.	1
2	25-1350	Pin - L.H.	1
3	3272-23	Pin - Cotter	4
4	72-4440	Assembly - Arm, Push	1

Ref. No.	Part No.	Description	No. Used
5	322-10	Screw - Cap Hex. Hd.	2
6	325-6	Screw - Cap Hex. Hd.	6
7	3253-7	Washer - Lock	6
8	3296-29	Nut - Lock	2

\*Note: Installation requires Lift Arm Assemblies 76-3080 and 76-3090.



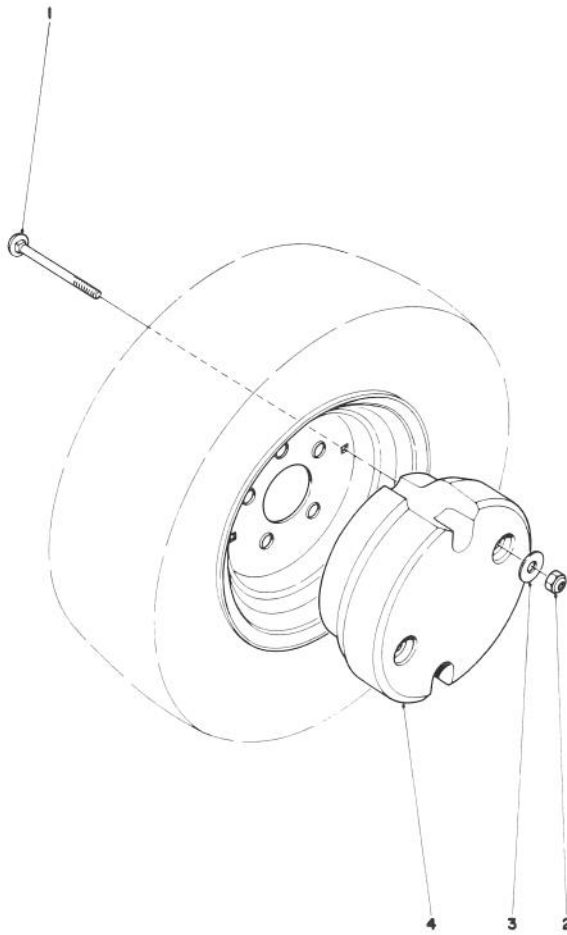


T-0404

## WEIGHT BOX KIT NO. 62-6590 (Optional)

Ref. No.	Part No.	Description	No. Used
1	61-4130	Cover - Weight Box	1
2	32103-2	Nut - Wing	2
3	43-5110	Decal	1
4	325-7	Screw - Cap Hex. Hd. (GM-220, 220D, 224, 322D & 345)	2
5	3296-25	Nut - Lock (GM-220, 220D & 224)	4
5	3296-25	Nut - Lock (GM-117, 217D, 322D & 345)	2

Ref. No.	Part No.	Description	No. Used
6	3253-7	Washer - Lock (GM-117, 217D & 327)	2
7	61-4090	Box - Weight	1
8	325-5	Screw - Cap Hex. Hd. (GM-117, 217D, 220, 220D & 224)	4
9	61-4140	Bracket (GM-117, 217D, 220, 220D & 224)	1
10	62-6710	Plate (GM-322D, 327 & 345)	2
11	2410-67	Plug	2



T-0635

## WHEEL WEIGHTS MODEL NO. 30762 (Optional)

Ref. No.	Part No.	Description	No. Used
1	3231-24	Bolt - Carriage	4
2	3296-26	Nut - Lock	4

Ref. No.	Part No.	Description	No. Used
3	3256-24	Washer - Flat	4
†4		Weight - Wheel	2

†Order Replacement Kit Model No. 30762

# PART NUMBER INDEX

Part No.	Description	Pg. Ref.			Part No.	Description	Pg. Ref.		
		No.	No.	Qty.			No.	No.	Qty.
3-0348	Bushing	10	10	8	21-8120	Shim - Diff. Adjust. .030	22	39	A/R
3-2781	Retainer - Cord	70	26	1	21-8180	Bearing - Tapered Roller	23	3	2
3-3251	Spring	2	12	1	21-8270	Pin - Dowel	21	5	2
3-6514	Washer	12	7	2	21-8320	Gasket - Wheel Bearing	23	20	2
3-6514	Washer - Thrust	10	2	2	21-8330	Oil Seal	23	2	2
3-6685	Spring	5	40	1	21-8360	Clip - Retaining	23	10	2
3-6781	Washer - Thrust	50	7	8	21-9260	Cover - Dust	2	16	1
3-6781	Washer - Thrust	58	7	8	21-9370	Adjusting Screw	23	7	2
3-6781	Washer - Thrust	39	27	8	21-9380	Nut - Pivot	23	8	2
3-6781	Washer - Thrust	44	27	8	21-9390	Socket - Adjusting Screw	23	6	2
3-7243	Spring - Return	2	26	2	21-9420	Spring - Shoe Return L.H.	23	17	2
4-2390	Washer	1	15	2	21-9430	Spring - Shoe Return R.H.	23	18	2
5-1077	Key - Square	55	4	1	21-9440	Screw - Spring Adjusting	23	14	2
5-1077	Key - Square	47	5	1	21-9450	Dust Shield	23	4	2
5-1077	Key - Square	42	6	1	21-9460	Retainer - Parking Brake	23	15	4
5-1077	Key - Square	37	15	1	21-9470	Package - Lined Shoes	23	*	2
5-1254	Washer	45	15	16	22-7320	Cooler - Oil	9	7	1
5-7570	Washer	4	8	2	22-8330	Plug	19	1	1
6-1659	Switch - Toggle	7	61	1	22-8340	Spring	19	3	1
7-0081	Washer	42	11	1	22-8350	Ball	19	4	1
7-0081	Washer - Special	55	9	2	22-8360	Pin - Cam	19	6	1
7-0081	Washer - Special	47	14	2	22-8370	Seat - Check Valve	19	5	1
7-0081	Washer - Special	37	18	1	22-8380	Retainer - Spring	19	12	2
7-3900	Pad - Brake	2	35	2	22-8410	Spring	19	13	1
7-4150	Washer	42	17	3	22-8480	Snap Ring - Spool	19	15	1
7-4150	Washer	37	25	3	22-8490	Ring - Retaining	19	16	1
7-4150	Washer	47	35	3	22-8500	O-Ring	19	10	2
7-4150	Washer	55	39	3	23-1120	Washer - Flat	65	17	2
10-7160	Assembly - Wire	9	26	2	23-2270	Bushing - Rubber	14	6	1
10-8110	Washer	10	9	4	23-2300	Filter - Oil	17	12	1
12-3270	Screw - Self Tapping	46	8	2	23-9960	V-Plow	71	1	1
12-3270	Screw - Self Tapping	53	8	4	24-2090	Cap - Steering Wheel	2	17	1
12-3270	Screw - Self Tapping	60	8	4	24-4370	Hub - Pump	14	12	1
12-5450	Screw - Thread Forming	21	16	8	24-5530	Skid - Nose	71	12	1
12-5869	Hood	1	1	1	24-5540	Skid	71	8	2
12-9990	Meter - Hour	6	37	1	24-5570	Blade - Scraper	71	7	2
13-0269	Housing - Blower	64	31	1	24-5790	Weight - Rear	54	3	1
13-0269	Housing - Blower	66	22	1	24-5790	Weight - Rear	61	3	2
13-1649	Hood Assembly	70	8	1	24-8790	Gear - Bevel Diff. Side	21	10	2
13-3869	Assembly - Caster Wheel	50	*	2	24-8840	Ring - Wheel Bearing	23	22	2
13-3869	Assembly - Castor Wheel	39	*	2	25-1350	Pin - L.H.	72	2	1
13-3869	Castor Wheel Assembly	44	*	2	25-2380	Plate - Thrust	16	15	2
13-3869	Castor Wheel Assembly	58	*	1	25-2430	Pin	16	46	2
13-3949	Deflector - Grass	37	48	1	25-2460	Hex Hd. Plug	16	23	2
14-0909	Deflector Assembly	49	1	1	25-2470	Shim Pack	16	25	A/R
14-0909	Deflector Assembly	57	1	1	25-2480	Relief Valve Spring Charge	16	44	1
18-8000	Mount - Rubber	6	25	2	25-2500	Shaft - Trunion	16	2	1
19-1470	Bolt - Shoulder	65	13	4	25-2510	Washer	16	3	2
19-1470	Screw - Shoulder	1	16	2	25-2660	Union - Filter	16	38	1
20-4370	Spacer - Tubes	71	4	10	25-3210	Lip Seal	16	7	2
20-4840	Clamp - Muffler	5	16	1	25-3300	Bearing - Needle	16	18	2
21-0141	Socket Assembly R.H.	4	13	1	25-6260	Wheel - Steering	2	18	1
21-0141	Socket Assembly R.H.	10	37	3	27-1210	Bearing - Roller	63	3	1
21-0141	Socket Assembly R.H.	2	40	2	27-0870	Assembly - Spindle	37	*	3
21-0151	Socket Assembly L.H.	10	35	3	27-0870	Assembly - Spindle	42	*	3
21-1880	Grip - Handle	12	3	1	27-0920	Spindle - Shaft	37	34	3
21-3370	Assembly - Brake Cable	2	23	2	27-0920	Spindle - Shaft	48	53	3
21-7670	Case - Differential	21	7	1	27-0920	Spindle - Shaft	56	58	3
21-7690	Gear - Pinion	21	11	2	27-0920	Spindle Shaft	42	27	3
21-7700	Shaft - Pinion Mate	21	8	1	27-0950	Spacer	47	52	3
21-7720	Washer - Thrust	21	9	2	27-0950	Spacer - Spindle Bearing	42	32	3
21-7730	Washer - Thrust	21	12	2	27-0950	Spacer - Spindle Bearing	37	39	3
21-7770	Screw - Drive Gear	21	6	5	27-0950	Spacer - Spindle Bearing	56	59	3
21-7830	Cover - Gear	21	17	1	27-0970	Pulley	42	18	3
21-7850	Plug - Cap	22	31	1	27-0970	Pulley	37	26	3
21-8020	Spacer - Bearing Frt. Pinion	21	26	1	27-0990	Blade	42	28	3
21-8090	Shim - Diff. Adjust. .003	22	36	A/R	27-0990	Blade	37	35	3
21-8100	Shim - Diff. Adjust. .005	22	37	A/R	27-1160	V-Belt	42	14	1
21-8110	Shim - Diff. Adjust. .010	22	38	A/R	27-1160	V-Belt	37	22	1

\*Not Illustrated

# PART NUMBER INDEX (Continued)

Part No.	Description	Pg. Ref.		Part No.	Description	Pg. Ref.	
		No.	Qty.			No.	Qty.
27-1170	Washer - Thrust	63	1 2	27-8580	Idler Socket/Bushing Assy.	47	10 1
27-1180	Retainer - Bearing	63	2 2	27-9870	Pin - Seat Switch	5	41 1
27-1190	Wheel - Caster	63	5 1	28-0660	Screw - Cap Hex. Hd.	23	21 8
27-1200	Bushing - Spanner	63	6 1	28-0670	Oil Seal	23	13 2
27-2360	Switch - Ignition	6	10 1	28-0680	Brake Drum	23	11 2
27-3250	Nonskid - Tunnel	6	40 1	28-1120	Plug	19	8 1
27-3260	Nonskid - Floor	6	44 1	28-1130	Plug	19	7 1
27-3270	Shroud - Fan	14	11 1	28-3300	Bearing - Roller	16	4 1
27-3390	Tube - Front Steering	2	39 1	28-3310	Bearing - Needle	16	5 2
27-3550	Rod - Brake Latch	2	7 1	28-3340	Gasket	16	49 1
27-3560	Latch - Parking Brake	2	32 1	28-3350	Pin	16	48 2
27-3640	Pivot Mount Assembly	10	40 1	28-3380	Plate - Motor Valve	16	45 1
27-3680	Spacer - Mounting	14	25 4	28-3400	O-Ring	16	24 2
27-3690	Gasket - Transmission	14	28 1	28-3420	Relief Valve Cone Charge	16	27 2
27-3710	Dipstick	21	1 1	28-3440	Threaded Plug	16	42 2
27-3740	Fan	14	29 1	28-3450	Washer - Flat	16	36 2
27-4060	Pin - Rear Axle	10	12 1	28-3470	Lip Seal	16	34 1
27-4090	Rod - Tie	10	33 2	28-3480	Bearing - Needle	16	33 1
27-4160	Tube - Pump Control	14	5 1	28-3520	O-Ring	16	31 1
27-4200	Lever - Valve	18	2 1	28-3530	Screw - Cap Hex. Hd.	16	30 2
27-4220	Link - Lever, Valve	18	11 1	28-3570	O-Ring	16	21 2
27-4230	Bracket - Valve	18	5 1	28-3580	Ring - Backup	16	20 2
27-4240	Pin - Cylinder	17	35 2	28-3590	O-Ring	16	19 2
27-4310	Pin - Pivot	17	31 2	28-3640	Shaft - Pump	16	12 1
27-4340	Assembly - Hub & Plug	14	8 1	28-3650	Bearing - Ball	16	10 1
27-4360	Washer	14	30 1	28-3660	Lip Seal	16	9 1
27-4480	Hose - Pressure, Low	17	23 1	28-3670	Shaft - Trunion	16	8 1
27-4520	Shaft - Drive	13	37 1	28-5130	Pad - Traction Pedal	4	2 1
27-4570	Handle - Adjustment	33	10 2	28-5220	Wheel - Friction	4	6 1
27-4720	Shaft - Seat Pivot	5	7 1	28-5490	Pin - R.H.	72	1 1
27-4800	Pin - Pivot R.H.	1	* 1	28-5640	Washer - Special	13	36 A/R
27-4830	Pin - Pivot L.H.	1	10 1	28-6180	Pin - Plastic	5	46 1
27-4910	Lever - Power Take-Off	12	2 1	28-8950	Spring - Extension	13	29 2
27-4980	Shaft - P.T.O.	13	17 1	28-9050	Hub - Bearing	13	19 1
27-5090	Wire - Battery Ground	8	3 1	28-9060	Plate - Idler	42	5 1
27-5200	Spacer - Float	19	14 1	28-9060	Plate - Idler	37	14 1
27-5210	Spool	19	11 1	28-9290	Bushing - Special	58	10 4
27-5230	Arm - Pivot	10	39 1	28-9290	Bushing - Special	50	11 4
27-5240	Bolt - Shoulder	33	6 2	28-9290	Bushing - Special	39	28 4
27-5310	Support - Axle	14	7 1	28-9290	Bushing - Special	44	28 4
27-6140	Bushing - Taper Lock	38	19 1	29-4730	Washer	13	14 1
27-6140	Bushing - Taper Lock	43	19 1	29-4820	Roller	42	37 2
27-6140	Bushing - Taper Lock	48	62 1	29-4820	Roller	47	38 4
27-6140	Bushing - Taper Lock	56	64 1	29-4820	Roller	55	42 6
27-6600	Spacer - Rubber Coupling	14	16 4	29-4820	Roller	37	43 2
27-6650	Retainer - Bearing	13	31 1	29-5590	Pivot Bracket - Deflector	37	7 2
27-6800	Link - Hood	1	8 2	29-5600	Pivot Bracket Assembly	4	10 1
27-6810	Tie - Hood	1	12 2	29-5630	Pin - Pedal Pivot	4	4 1
27-6850	Shaft - Axle R.H.	23	* 1	29-5640	Shaft - Traction Pedal	4	5 1
27-6860	Shaft - Axle L.H.	23	1 1	29-5670	Pedal - Traction	4	1 1
27-6880	Strut/Lever - Parking Brake	23	19 2	29-6150	Spring - Leaf	15	22 1
27-6970	Stud - Bearing	13	30 1	29-6163	Micro Switch	15	7 1
27-7100	Assembly - Air Cleaner	5	20 1	29-6170	Spring - Extended Leaf	15	5 1
27-7110	Assembly - Element	5	25 1	29-6930	Arm - Switch	12	9 1
27-7120	Assembly - Nut & Gasket	5	26 1	29-6930	Arm - Switch	5	39 1
27-7130	Assembly - Clamp	5	28 1	29-9790	Pump - Lever	15	2 1
27-7140	Skirt - Baffle	5	27 1	33-0990	Ammeter	7	57 1
27-7150	Assembly - Cup	5	29 1	33-2020	Spacer	14	19 4
27-7160	Decal - Instruction	5	19 1	36-1740	Roller - Deck	37	19 2
27-7170	Assembly - Mounting, Band	5	23 2	36-1740	Roller - Deck	55	28 2
27-7180	Assembly - Cap	5	17 1	36-1740	Roller - Deck	47	30 2
27-7310	Decal - Refueling	5	10 1	36-7770	Retainer - Cord (Optional)	70	* 1
27-7320	Decal - Traction Pedal	6	50 1	36-8020	Washer	33	11 2
27-7680	Ring - Deck Support	42	22 2	37-6730	Cup - Bearing	66	24 1
27-7680	Ring - Deck Support	37	30 3	37-6730	Cup - Bearing	64	32 1
27-7900	Screw - Adjusting	12	20 1	37-7060	Bar - Frame Rail	12	24 2
27-8580	Idler Socket	42	7 1	37-8880	Spring	67	16 1
27-8580	Idler Socket	37	16 1	37-9590	Spring	5	44 1
27-8580	Idler Socket & Bushing Assy.	55	10 1	37-9770	Support - Seat	5	32 1

\*Not Illustrated

# PART NUMBER INDEX (Continued)

Part No.	Description	Pg. No.	Ref. No.	Qty.	Part No.	Description	Pg. No.	Ref. No.	Qty.
37-9920	Hose	11	3	1	43-5110	Decal	73	3	1
38-2670	Kit - Charge Pump	16	37	1	43-5220	Ring - Retaining	20	11	1
38-2680	Pin	16	32	1	43-5230	Shaft w/Clevis	20	12	1
38-3170	Pin - Seat Switch	5	34	1	43-5320	Pulley - P.T.O.	13	16	1
38-4020	Mounting - Seat	5	6	1	43-5340	Pulley - Engine	9	23	1
38-4070	Trim - Hood	1	24	1	43-5350	Tank - Fuel	11	2	1
38-4080	Trim - Hood	1	25	1	43-6510	Gear & Pinion Assembly	22	*	1
38-7820	Bearing - Ball	66	25	1	43-6550	Ring - Retaining	22	30	1
38-7820	Bearing - Ball	64	33	1	43-6710	Shim - Adjusting .003	21	20 A/R	
39-8850	Spindle - L.H.	10	18	1	43-6711	Shim - Adjusting .005	21	21 A/R	
39-8900	Spindle - R.H.	10	6	1	43-6712	Shim - Adjusting .010	21	22 A/R	
39-9600	Clamp - Mounting	7	56	1	43-6713	Shim - Adjusting .030	21	23 A/R	
40-0330	Cushion - Rubber	50	5	2	43-6750	Cup - Bearing	21	15	1
40-0330	Cushion - Rubber	58	5	2	43-6760	Cone - Bearing	21	14	1
40-0330	Cushion - Rubber	39	11	2	43-6800	Nut - Lock, Flange Hd.	23	12	8
40-0330	Cushion - Rubber	44	11	2	43-6850	Assembly - Lower Housing	21	4	1
40-0340	Shaft - Rear Roller	37	21	2	43-8480	Decal - Danger	42	1	1
40-0340	Shaft - Rear Roller	55	27	2	43-8480	Decal - Danger	49	3	1
40-0340	Shaft - Rear Roller	47	29	2	43-8480	Decal - Danger	57	3	1
40-2190	Torque Spider	23	5	2	43-8480	Decal - Danger	37	4	2
40-6230	Spring - Torsion	37	1	2	43-8480	Decal - Danger	11	6	1
40-6400	Shaft - Long	48	64	1	43-8480	Decal - Danger	5	8	1
40-6400	Shaft - Roller	42	35	1	43-8480	Decal - Danger	66	23	1
40-6400	Shaft - Roller	37	41	1	43-8480	Decal - Danger	43	25	1
40-6400	Shaft - Roller	56	66	1	43-8480	Decal - Danger	64	39	2
40-9520	Spacer - Split	50	4	4	43-8480	Decal - Danger	47	46	1
40-9520	Spacer - Split	58	4	4	43-8480	Decal - Danger	55	49	1
40-9520	Spacer - Split	39	10	4	44-2200	Screw - Blade	42	31	3
40-9520	Spacer - Split	44	10	4	44-2200	Screw - Blade Bolt	37	38	3
41-8800	Pedal - Brake, R.H.	2	30	1	44-2200	Screw - Blade Cap	56	55	3
41-8810	Pedal - Brake L.H.	2	28	1	44-2200	Screw - Blade Cap	48	56	3
41-8820	Steering Gear Assembly	2	4	1	44-2230	Coupling - Rubber	14	15	2
41-8830	Clamp - Coupling	2	6	1	44-5300	Assembly - Chute	64	1	1
41-8840	Shaft - Steering	2	11	1	44-5460	Plate - Bracket	64	24	2
41-8880	Arm - Gear Box	2	3	1	44-5480	Blade - High Sail (18)	65	*	1
41-8900	Cover - Steering Tower	6	5	1	44-5480	Blade - High Sail (Optional)	37	*	3
41-8910	Decal - Instruction	6	45	1	44-6250	Blade	48	58	3
41-8921	Screen - Grass	45	10	1	44-6260	V-Belt	47	27	1
41-9060	Stud - Snap	45	8	16	44-6290	Cover - Deck L.H.	49	8	1
42-2540	Pin - Brake	2	27	1	44-6300	Idler Plate	55	5	1
42-2580	Bracket - Steering Post	6	43	1	44-6300	Plate - Idler	47	6	1
42-3220	Rack	2	38	1	44-6340	Pulley - Hub Spindle	47	36	3
42-6080	Shim - Axle	6	17 A/R		44-6370	Assembly - Spindle	48	*	3
42-6080	Shim - Axle	11	19 A/R		44-6390	Spacer	55	29	1
42-6200	Cushion - Shim	39	31 A/R		44-6390	Spacer	47	31	1
42-6200	Shim - Cushion	44	31	3	44-7770	Shelf - Rear	65	41	1
42-6200	Shim - Cushion	58	31 A/R		44-7780	Shelf - R.H.	65	44	1
42-6200	Shim - Cushion	50	32	3	44-8680	Shield - Heat	12	11	1
42-6310	Screen - Mulcher	41	4	1	44-8690	Shield - Heat	9	2	1
42-6340	Shelf - Bottom, Rear	41	3	1	44-8710	Shroud - Engine	9	4	1
43-0570	Screen - Right Hand	70	13	1	44-8720	Shaft - Drive	14	13	1
43-0600	Screen - Left Hand	70	12	1	44-8820	Spring - Compression	12	18	1
43-0610	Hinge - Half	70	2	1	44-8830	Grille - Rear Panel	1	3	1
43-0720	Lower Support Tube Assy.	70	23	1	44-8890	Retainer - Spring	12	17	2
43-0940	Spacer - Blower Hub	64	35	1	44-8920	Cover - Battery	6	30	1
43-0940	Spacer - Hub, Blower	66	27	1	44-8950	Tube - Air Cleaner	5	18	1
43-0960	Bracket - Chute	66	30	2	44-8990	V-Belt - Torque Team	13	15	1
43-0960	Bracket - Chute	64	38	1	44-9010	Bracket - Shield Support	9	5	1
43-0980	Bag - Cloth 38	70	*	1	44-9020	Oil Hose Assembly	9	14	1
43-0990	Bag - Cloth 32	70	14	1	44-9030	Foam - Hood (Front)	1	23	1
43-1000	Pin - Hinge, Hood	70	1	1	44-9040	Foam - Hood (Rear)	1	2	1
43-1010	Bracket - Frame	70	20	4	44-9050	Hose - Air Cleaner Inlet	5	14	1
43-1020	Spacer - Pivot Arm	70	29	2	44-9090	Axle - Rear	10	7	1
43-1051	Stop - Hood	70	34	2	44-9110	Tube - Steering	10	38	1
43-1060	Deflector - Rear	65	2	1	44-9120	Steering Plate Assembly	10	29	1
43-1100	Decal - Caution	70	7	2	44-9190	Trim - Hood	1	19	1
43-1120	Decal - Warning	65	35	1	44-9220	Guide - Belt (Lower)	13	1	1
43-1700	Valve - Hydraulic	18	8	1	44-9230	Guide - Belt	13	6	2
43-2690	Assy. - Shoe & Lining	23	16	4	44-9250	Control - Throttle	6	11	1

\*Not Illustrated

# PART NUMBER INDEX (Continued)

Part No.	Description	Pg. No.	Ref. No.	Qty.	Part No.	Description	Pg. No.	Ref. No.	Qty.
44-9300	Control - Choke	6	2	1	47-4780	Arm - Engagement	12	10	1
44-9310	Bracket - Brake	13	5	1	48-1800	Kit - Cylinder Block	16	16	2
44-9320	Base - Engine	6	26	1	49-2040	Screw	26	31	1
44-9330	Support Pad Assembly	13	7	1	49-2040	Screw - Self Tapping	9	32	1
44-9350	Arm - Engagement	13	24	1	49-7820	Variable Swashplate	16	13	1
44-9390	Mount - Engine Rubber	6	16	2	49-7830	Assembly - Check Valve	16	22	2
44-9450	Adapter - Air Inlet	9	31	1	49-7850	Center Section	16	39	1
44-9460	Foam - Battery Cover	6	29	1	49-7870	Housing	16	6	1
44-9720	Template - Bracket	70	*	1	49-7910	Transmission	14	10	1
46-2210	Shim - Front Pinion Bearing	21	29	A/R	49-8200	Shaft - Motor	16	47	1
46-2211	Shim - Front Pinion Bearing	21	*	A/R	51-1530	Bracket - Hinge	49	12	2
46-2212	Shim - Front Pinion Bearing	21	*	A/R	51-1530	Bracket - Hinge	57	12	2
46-2213	Shim - Front Pinion Bearing	21	*	A/R	51-1550	Spring	49	2	2
46-2214	Shim - Front Pinion Bearing	21	*	A/R	51-1550	Spring	57	2	2
46-2215	Shim - Front Pinion Bearing	21	*	A/R/	51-3150	Shim	15	25	1
46-2216	Shim - Front Pinion Bearing	21	*	A/R	51-3960	Decal - 52	38	4	1
46-2220	Shim - Front Pinion Bearing	21	*	A/R	51-3960	Decal - 52	43	4	1
46-2221	Shim - Front Pinion Bearing	21	*	A/R	52-1470	Decal - Groundsmaster 220	1	6	2
46-2222	Shim - Front Pinion Bearing	21	*	A/R	52-8890	Bracket - Mounting	15	16	1
46-2223	Shim - Front Pinion Bearing	21	*	A/R	52-9070	Plate - Pump	15	17	1
46-2224	Shim - Front Pinion Bearing	22	29	A/R	53-4430	Decal - Oil	6	36	1
46-2225	Shim - Front Pinion Bearing	22	*	A/R	53-4530	Assembly - Gear Box	64	14	1
46-2226	Shim - Front Pinion Bearing	22	*	A/R	53-4530	Gear Box Assembly	66	10	1
46-2390	Muffler - Spark Arrester	9	*	1	55-3574	Cap - Fuel	11	7	1
46-2410	Shim - Front Pinion Bearing	22	*	A/R	55-4300	Decal	67	18	1
46-2411	Shim - Front Pinion Bearing	22	*	A/R	55-4300	Decal - Caution	46	17	2
46-2412	Shim - Front Pinion Bearing	22	*	A/R	55-4300	Decal - Caution	53	17	4
46-2413	Shim - Front Pinion Bearing	22	*	A/R	55-4300	Decal - Caution	60	17	4
46-2414	Shim - Front Pinion Bearing	22	*	A/R	56-4780	Impeller	66	2	1
46-2415	Shim - Front Pinion Bearing	22	*	A/R	56-4780	Impeller	64	5	1
46-2416	Shim - Front Pinion Bearing	22	*	A/R	56-4810	Pulley - Gear Box	65	32	1
46-2420	Shim - Front Pinion Bearing	22	*	A/R	56-4810	Pulley - W.A. Gear Box	67	49	1
46-2421	Shim - Front Pinion Bearing	22	*	A/R	56-4900	Lever - Idler	65	16	1
46-2422	Shim - Front Pinion Bearing	22	*	A/R	56-4920	Pulley - Idler	67	9	1
46-2423	Shim - Front Pinion Bearing	22	29	A/R	56-4920	Pulley - Idler	65	36	1
46-2424	Shim - Front Pinion Bearing	22	*	A/R	57-0030	Screen - W.A.	59	5	1
46-2425	Shim - Front Pinion Bearing	22	*	A/R	57-0140	Shelf - W.A.	59	4	1
46-2426	Shim - Front Pinion Bearing	22	*	A/R	57-0210	Cover - Center	57	6	1
46-3010	Screen - Mulcher	52	1	1	57-0220	Cover - L.H.	57	8	1
46-3150	Shelf - Bottom, Rear	52	5	1	57-0230	Cover - R.H.	57	5	1
46-3320	Trim - Hood	1	21	1	57-0240	V-Belt	55	36	1
46-3350	Panel - Instrument	7	62	1	57-0250	Blade	56	57	3
46-3380	Bolt - Shoulder	46	10	2	57-0260	Spindle Housing Assembly	56	*	3
46-3380	Bolt - Shoulder	53	10	4	57-0280	Decal - 72	56	65	1
46-3380	Bolt - Shoulder	60	10	4	57-0300	Housing	55	1	1
46-3460	Decal - By-Pass	7	60	1	57-0560	Pulley	55	40	3
46-7280	Plug - Pipe	16	40	1	57-0570	Skid	55	51	1
46-7310	Relief Valve Spring Imp.	16	26	1	57-0570	Skid - L.H.	47	48	
46-7320	Plate - Pump Valve	16	17	1	57-0580	Bracket - Left Rear Roller	47	42	1
46-8110	Foam - Rear	45	5	2	57-0580	Bracket - Roller Left Rear	55	43	1
46-8120	Foam - Rear	45	6	1	57-0590	Bracket - Roller Right Rear	55	*	1
46-8130	Foam - Side	45	2	2	57-0680	Shaft - Roller	55	44	4
46-8150	Flap - P.T.O. L.H.	45	13	1	57-0680	Shaft - Short	47	41	2
46-8160	Flap - P.T.O. R.H.	45	14	1	57-0690	Pin - Cotter Special	47	40	3
46-8170	Flap - Drive Coupling	45	3	2	57-0690	Pin - Cotter Special	55	45	5
46-8180	Front Shield Assembly	45	20	1	57-0690	Pin - Cotter, Special	42	38	1
46-8190	Seal - Trim	45	12	1	57-0690	Pin - Cotter, Special	37	42	1
46-8200	Trim - Seal	45	4	1	57-4230	Spacer	54	4	2
46-8210	Seal - Trim	45	17	1	57-4230	Spacer	61	4	2
46-8530	Assembly - Bearing	42	20	3	57-6390	Nut - Jam	32	13	2
46-8530	Assembly - Bearing	37	28	3	57-8000	Bearing - Camshaft	25	62	2
46-8530	Assembly - Bearing	47	37	3	57-8010	Gasket	25	8	1
46-8530	Assembly - Bearing	55	41	3	57-8020	Bearing - Flange Std.	25	53	1
46-8560	Screw - Hex. Flange Hd.	5	2	4	57-8030	Bearing - Flange	25	*	1
46-8560	Screw - Self Tap. Hex. Hd.	6	6	11	57-8040	Plate - Bearing	25	11	1
46-8810	Stop - Leaf Spring	15	9	1	57-8050	Bearing - Std. Crankshaft	25	10	1
46-9110	Spring - Seat	33	13	2	57-8060	Bearing - Crankshaft .010	25	*	1
46-9120	Mount - Seat	33	14	2	57-8070	Gasket	27	14	1
47-4760	Shim - P.T.O. Block	13	20	1	57-8080	Plug	27	13	1

\*Not Illustrated

# PART NUMBER INDEX (Continued)

Part No.	Description	Pg. No.	Ref. No.	Qty.	Part No.	Description	Pg. No.	Ref. No.	Qty.
57-8090	Gasket	27	9	1	57-9710	Ring - Retaining	29	9	1
57-8130	Gear - Crankshaft	29	11	1	57-9720	Ring - Retaining	25	46	4
57-8140	Washer - Special	29	10	1	57-9730	Clip - Retaining	28	1	1
57-8150	Screw - Cap Hex. Hd. Spec.	29	1	1	57-9740	Washer - Flat	25	72	2
57-8160	Washer - Thrust	25	9	2	57-9750	Washer - Flat	28	13	5
57-8170	Shim	25	23 A/R		57-9760	Washer - Flat	25	33	2
57-8180	Gear - Ring	29	6	1	57-9760	Washer - Flat	25	40	1
57-8210	Gear	29	16	1	57-9770	Washer - Flat	25	67	1
57-8230	Washer	29	15	1	57-9770	Washer - Flat	25	29	18
57-8280	Gasket - Valve Cover	25	3	2	57-9770	Washer - Mounting Screw	32	10	2
57-8410	Bolt - Special	25	48	4	57-9790	Nut - Lock Hex. Crown	25	50	4
57-8420	Rod - Connecting Std.	25	49	2	57-9800	Bearing - Flange	25	*	1
57-8430	Rod - Conn. .010 undersize	25	*	2	59-0010	Bearing - Flange	25	*	1
57-8440	Rod - Conn. .020 undersize	25	*	2	59-0020	Bearing - Crankshaft .002	25	*	1
57-8450	Tappet - Valve Std.	25	71	4	59-0030	Bearing - Crankshaft .020	25	*	1
57-8460	Kit - Gasket, Oil Pump	25	61	1	59-0040	Bearing - Crankshaft .030	25	*	1
57-8470	Plunger - Bypass Valve	25	64	1	59-0050	Insert - Valve Seat Std.	25	25	2
57-8470	Valve - By-pass Plunger	25	42	1	59-0080	Insert - Valve Seat .010 OS	25	*	2
57-8480	Pump - Oil	25	57	1	59-0100	Insert - Exhaust Valve Seat	25	52	2
57-8490	Cup - Intake	27	8	1	59-0250	Rod - Conn. .030 undersize	25	*	2
57-8500	Spring - Bypass Valve	25	65	2	59-0260	Tappet - Valve .002 OS	25	*	4
57-8510	Adapter - Oil Filter	25	32	1	59-0270	Tappet - Valve .005 OS	25	*	4
57-8530	Filter - Oil	25	20	1	59-0290	Tube - Oil	25	54	1
57-8540	Base - Filter	25	21	1	59-0300	Bracket	25	15	1
57-8580	Baffle - Breather Tube	30	25	1	59-0370	Cap - Fuel Fitting	28	27	1
57-8720	Adapter - Carburetor	30	5	1	59-0400	Pin	29	21	1
57-8800	Elbow - Air Inlet	30	1	1	59-0420	Yoke	28	35	1
57-8830	Gasket	25	27	2	59-0430	Spring - Idle Setting	26	6	1
57-8920	Shaft - Throttle	31	20	1	59-0440	Shaft	28	36	1
57-8950	Kit - Variable Jet	31	5	1	59-0450	Cup - Governor	29	18	1
57-9050	Jet - Power	31	4	1	59-0460	Lever - Choke	30	10	1
57-9080	Pump - Fuel	28	24	1	59-0470	Bracket	30	13	1
57-9090	Ring - Retaining	29	20	1	59-0580	Washer - Flat	30	11	2
57-9100	Spring	26	4	1	59-0590	Terminal	29	33	3
57-9120	Bushing	26	8	1	59-0630	Bracket - Lift	26	12	2
57-9130	Hub - Cup, Governor	29	19	1	59-0640	Elbow - Street 45	25	44	1
57-9140	Arm - Governor Control	26	7	1	59-0660	Hose - Oil	25	13	2
57-9150	Bracket - Cable	26	16	1	59-0670	Elbow - Male (from Filter)	25	37	1
57-9160	Rod - Governor Control	31	9	1	59-0680	Elbow - Male (to Filter)	25	38	1
57-9170	Swivel	30	9	1	59-0690	Clamp	30	2	2
57-9180	Link - Choke	30	18	1	59-0710	Hose	28	28	1
57-9190	Clamp - Cable	26	30	1	59-0710	Hose - Fuel	9	19	1
57-9190	Clip	30	15	1	59-0720	Pin - Cotter	30	12	1
57-9200	Gasket	31	11	1	59-0730	Pin - Drive	25	7	4
57-9200	Gasket	31	19	1	59-0740	Pin - Dowel	28	8	1
57-9210	Gasket	26	23	2	59-0750	Pin - Alignment	25	60	2
57-9220	Hose - Oil	25	36	2	59-0790	Stud	28	37	1
57-9230	Outlet	26	24	1	59-0810	Washer	29	3	1
57-9240	Outlet	26	27	1	59-0840	Washer - Flat	25	17	2
57-9260	Gasket - Plate	28	30	1	59-0860	Washer - Flat	25	18	2
57-9340	Plug - Spark	28	22	2	59-0910	Screw - Cap Hex. Hd.	25	66	1
57-9360	Bearing - Flange	25	*	1	59-0940	Screw - Mach. Rd. Hd.	30	3	3
57-9440	Stator	29	32	1	59-0970	Screw - Self Tap. Hex. Hd.	26	22	1
57-9490	Switch - Low Oil Pressure	25	31	1	59-0980	Screw - Self Tap Hex. Hd.	26	29	2
57-9540	Clamp	30	22	1	59-0980	Screw - Self Tap. Hex. Hd.	26	20	4
57-9550	Clamp	28	25	7	59-1010	Screw - Hex. Flange Hd.	26	10	2
57-9570	Seal - Oil	28	4	1	59-1020	Screw - Shoulder	30	19	1
57-9580	Seal - Oil	28	39	1	59-1030	Screw - Self Tap. Hex. Hd.	26	5	1
57-9590	Seal - Oil	25	12	1	59-1050	Screw - Self Tap. Pan Hd.	28	23	2
57-9610	O-Ring	27	3	1	59-1080	Screw - Cap Hex. Hd.	29	36	1
57-9620	O-Ring	31	7	1	59-1080	Screw - Hex. Flange Hd.	26	14	4
57-9620	Seal	30	6	1	59-1090	Screw - Hex. Washer Hd.	26	2	2
57-9630	Ball - Bearing	28	6	1	59-1130	Nut	25	16	3
57-9640	Ball - Governor	29	17	5	59-4920	Bracket - Idler Mounting	65	8	1
57-9650	Bearing	28	5	1	59-4930	Slide - Idler	65	10	1
57-9660	Key - Gear	29	13	1	59-4940	Rod - Idler	65	11	1
57-9660	Key - Woodruff	29	14	1	59-4980	Bracket - Deflector L.H.	64	8	1
57-9690	Plug - Welch	25	6	1	59-5000	Bracket - Deflector R.H.	64	19	1
57-9700	Clip	31	8	1	59-5050	Bracket - L.H.	64	9	1

\*Not Illustrated

# PART NUMBER INDEX (Continued)

Part No.	Description	Pg. No.	Ref. No.	Qty.	Part No.	Description	Pg. No.	Ref. No.	Qty.
59-5070	Plate - Mounting	64	7	1	63-9750	Mount - Isolation	55	20	4
59-5090	Bracket - R.H.	64	22	1	63-9830	Cover - Deck R.H.	49	5	1
59-5140	Mount - Blower	64	10	1	63-9840	Cutting Deck	47	1	1
59-5150	Cover - Gear Box	64	15	1	63-9900	Pulley	43	17	1
59-5170	Pulley (Splined)	65	19	1	63-9900	Pulley - Gear Box	38	17	1
59-5190	Nut - Pulley	67	6	1	63-9900	Pulley - Gear Box	48	60	1
59-5190	Nut - Pulley	65	20	1	63-9900	Pulley - Gear Box	56	62	1
59-5270	V-Belt	65	22	1	65-5940	Pulley - Idler	42	10	1
59-5290	Latch	65	24	1	65-5940	Pulley - Idler	47	15	2
59-5310	Cover - Nut	67	7	1	65-5940	Pulley - Idler	55	15	2
59-5310	Cover - Nut	65	21	1	65-5940	Pulley - Idler	37	17	1
61-4090	Box - Weight	73	7	1	65-5950	Bushing	42	12	1
61-4130	Cover - Weight Box	73	1	1	65-5950	Bushing - Pulley	55	8	2
61-4140	Bracket	73	9	1	65-5950	Bushing - Pulley	47	9	2
61-4160	Housing - Spindle	42	25	3	65-5950	Bushing - Pulley	37	45	1
61-4160	Housing - Spindle	37	32	3	66-1340	Decal - Danger	47	3	2
61-4160	Housing - Spindle	47	50	3	66-1340	Decal - Danger	55	3	2
61-4160	Housing - Spindle	56	61	3	66-1340	Decal - Danger	37	8	2
61-8140	Cover - Seat Support	5	1	1	66-1340	Decal - Danger	42	33	2
61-9650	Hose - Fuel	11	11	1	66-1630	Decal - 62	48	63	1
62-2730	Starter Bushing Kit	32	8	1	66-3110	Fitting	17	11	2
62-2740	Starter Brush Kit	32	9	1	66-5400	Assembly - Seat	33	*	1
62-2750	Brush Mounting Kit	32	12	1	66-5400	Assembly - Seat	35	4	1
62-2760	Starter Hardware Kit	32	1	1	66-6140	Decal	71	2	1
62-2770	Starter Shift Lever Kit	32	4	1	66-6380	Decal - Deflector Missing	47	2	1
62-2790	Carburetor - Complete	31	10	1	66-6380	Decal - Deflector Missing	55	2	1
62-2800	Kit - Float	31	21	1	66-6380	Decal - Deflector Missing	37	6	1
62-2810	Kit - Float Repair	31	18	1	66-8130	Hose	17	19	1
62-2820	Jet - Idle	31	3	1	66-8190	Hose	17	8	1
62-3310	Screw - Cap	62	15	8	66-8210	Adapter	53	4	1
62-3330	Cone - Gear	62	12	1	66-8210	Adapter	60	4	1
62-3340	Cup - Bearing	62	14	2	66-8230	Bracket - Mounting	53	5	2
62-3360	Cup - Bearing	62	3	2	66-8230	Bracket - Mounting	60	5	2
62-3370	Cone - Bearing	62	9	2	66-8390	Spring - Extension	46	13	1
62-3380	Key	62	8	2	66-8390	Spring - Extension	60	13	2
62-3400	Seal	62	13	2	66-8390	Spring - Heavy Duty	66	*	1
62-3410	Cap	62	16	2	66-8390	Spring - Trim Side	53	13	1
62-3420	Gasket (.015)	62	4	A/R	66-8410	Spring - Discharge Side	53	*	1
62-3430	Gasket (.005)	62	5	A/R	66-8420	End - Spring	46	9	1
62-3440	Gasket (.003)	62	6	A/R	66-8420	End - Spring	53	9	2
62-3490	Plug - Pipe (Solid)	62	2	4	66-8420	End - Spring	60	9	2
62-5550	Decal - Toro	6	4	1	66-8440	Link - Knee	53	11	2
62-5570	Bearing - Roller	58	25	2	66-8440	Link - Knee	60	11	2
62-5570	Bearing - Roller	39	22	2	66-8450	Link - Knee	46	11	1
62-5570	Bearing - Roller	44	22	2	66-8460	Bracket - Mounting	46	5	1
62-5570	Bearing - Roller	50	26	2	66-8510	Adjuster w/Handle	35	14	1
62-5580	Bushing	39	17	4	66-8520	Bumper - Stop	35	15	2
62-5580	Bushing	44	17	4	66-8530	Adjuster	35	18	1
62-5580	Bushing	58	20	4	66-8540	Hanger - Spring	35	16	1
62-5580	Bushing	50	21	4	66-8560	Nut - Push	35	1	4
62-6520	Knob	67	4	1	66-8600	Frame - Upper	35	22	1
62-6520	Knob	64	12	2	66-8610	Frame - Lower	35	12	1
62-6520	Knob	66	8	2	66-9290	Spacer - Suspension	35	19	4
62-6710	Plate (GM-322D, 327 & 345)	73	10	2	66-9302	Screw - Flange Hd.	39	35	6
62-7400	Decal - Toro	14	18	1	66-9302	Screw - Flange Hd.	44	35	6
63-7400	Washer	6	15	4	67-1710	Decal - Caution	5	4	1
63-7590	Relay	12	27	1	67-1730	Plate - Nut	70	9	2
63-8360	Key	6	8	1	67-5360	Decal - Shield Missing	47	4	3
63-8410	Washer	38	11	4	67-5360	Decal - Shield Missing	42	8	2
63-8410	Washer	47	17	4	67-5360	Decal - Shield Missing	55	13	3
63-8410	Washer - Lock	43	12	4	67-5360	Decal - Shield Missing	37	49	2
63-8410	Washer-Lock	55	18	4	67-5770	Washer	56	54	3
63-9700	Cover - Plate	66	26	1	67-5770	Washer - Lock	48	55	3
63-9700	Plate - Cover	64	34	1	67-7500	Upper Support Tube Assy.	70	15	1
63-9710	Spacer - Bearing	66	20	2	67-7540	Deflector - Front	65	42	1
63-9710	Spacer - Bearing	64	29	1	67-9550	Cushion - Seat	33	1	1
63-9750	ISO Mount - Gear Box	38	9	4	67-9550	Cushion - Seat	35	3	1
63-9750	ISO Mount - Gear Box	43	9	4	67-9560	Base - Seat	35	5	1
63-9750	Mount	47	19	4	67-9560	Shell - Seat	33	2	1

\*Not Illustrated



# PART NUMBER INDEX (Continued)

Part No.	Description	Pg. No.	Ref. No.	Qty.	Part No.	Description	Pg. No.	Ref. No.	Qty.
68-6810	Assembly - Gear Box	38	14	1	70-2590	Engine - Onan (Model No.	9	18	1
68-6810	Gear Box	43	14	1	70-2770	Head	20	9	1
68-6810	Gear Box	47	22	1	70-2780	Piston	20	4	1
68-6810	Gear Box	55	22	1	70-2790	Kit - Seal Repair	20	*	1
68-7030	Housing	62	1	1	70-7920	Assembly - Pin, Lock	46	7	2
68-7040	Shaft	62	17	1	70-7920	Lock Pin Assembly	53	7	4
68-7050	Shaft	62	19	1	70-7920	Lock Pin Assembly	60	7	4
68-7060	Gear	62	18	1	70-7940	End - Spring	46	14	1
68-7070	Ring - Retaining	62	7	2	70-7940	End - Spring	53	14	2
68-7080	Gear	62	10	1	70-7940	End - Spring	60	14	2
68-7260	Decal - Rear Weight 35#	47	45	1	70-7970	Assembly - Cover, Spring	46	16	1
68-7270	Decal - Rear Weight 70#	55	47	1	70-7970	Spring Cover Assembly	53	16	2
68-7320	Decal - Hydraulic Lift	5	3	1	70-7970	Spring Cover Assembly	60	16	2
68-7330	Decal - Caution	5	9	1	70-8050	Bumper	65	1	1
68-7350	Decal - Instrument Panel	6	9	1	71-0590	Assembly - Fitting	17	5	1
68-8340	Decal - Blade Bolt Torque	42	23	1	71-0670	Hose - Trans. to Valve	17	6	1
68-8340	Decal - Blade Bolt Torque	37	31	1	71-0680	Hose	17	16	1
68-8340	Decal - Blade Bolt Torque	55	32	1	71-0690	Hose - Cyl. Tee to Valve	17	27	1
68-8340	Decal - Blade Bolt Torque	47	44	1	71-0700	Spacer	9	24	1
68-8360	Decal - H.O.C.	39	8	1	71-2760	Decal - H.O.C.	44	8	1
68-8360	Decal - H.O.C.	50	8	1	71-3270	90 Elbow	17	14	2
68-8360	Decal - Height Of Cut	58	32	1	71-3370	Hose - Fuel	11	21	1
68-8530	Base - Gear Box	55	16	1	71-3370	Line - Fuel	9	29	1
68-8560	Bracket - Gear Box	38	10	2	71-3770	Hose - Pressure, Low	17	24	1
68-8560	Bracket - Gear Box	43	10	2	71-5730	Base	27	15	1
68-8560	Bracket - Gear Box	55	23	2	71-5750	Crankshaft	29	12	1
68-8560	Gear Box Bracket Assembly	47	24	2	71-5770	Valve - Intake	25	26	2
68-8900	Fork - Castor	58	14	2	71-5780	Valve - Exhaust	25	51	2
68-8900	Fork - Castor, Front	39	12	2	71-5790	Spring - Valve	25	68	4
68-8900	Fork - Castor, Front	50	15	2	71-5800	Washer - Valve Spring Ret.	25	73	4
68-8900	Fork - Front Castor	44	12	2	71-5820	Head - Cylinder R.H.	25	28	1
68-8920	Wheel Half - Female	39	20	2	71-5830	Cap - Valve	25	69	4
68-8920	Wheel Half - Female	44	20	2	71-5840	Lock - Valve Spring	25	70	8
68-8920	Wheel Half - Female	58	23	2	71-5850	Cover - Valve	25	2	2
68-8920	Wheel Half - Female	50	24	2	71-5880	Cap	27	4	1
68-8930	Wheel Half - Male	39	21	2	71-5900	Screw - Air Inlet	29	4	1
68-8930	Wheel Half - Male	44	21	2	71-5910	Housing - L.H.	26	28	1
68-8930	Wheel Half - Male	58	24	2	71-5920	Flywheel	29	5	1
68-8930	Wheel Half - Male	50	25	2	71-5930	Housing - Blower	26	21	1
68-8940	Hub - Center	39	15	2	71-5940	Housing - R.H.	26	13	1
68-8940	Hub - Center	44	15	2	71-5960	Filter - Fuel	9	28	1
68-8940	Hub - Center	58	18	2	71-5960	Filter - Fuel	28	29	1
68-8940	Hub - Center	50	19	2	71-5970	Bracket	26	33	1
68-8950	Tube - w/Valve	50	23	2	71-5980	Gasket	31	17	2
68-8950	Tube w/Valve	39	19	2	71-5990	Plate - Ign. Plunger Cover	28	31	1
68-8950	Tube w/Valve	44	19	2	71-6000	Coil	28	3	1
68-8950	Tube w/Valve	58	22	2	71-6010	Rotor - Ignition	28	40	1
68-8960	Tire	39	13	2	71-6020	Cable - Plug 18.5 Long	28	*	1
68-8960	Tire	44	13	2	71-6030	Regulator	29	35	1
68-8960	Tire	58	16	2	71-6040	Starter Assembly	32	*	1
68-8960	Tire	50	17	2	71-6060	Clip	28	21	1
68-8980	Bushing - Spanner	63	4	1	71-6070	Harness - Wiring	8	*	1
68-8980	Bushing - Spanner	39	23	2	71-6070	Harness - Wiring	29	27	1
68-8980	Bushing - Spanner	44	23	2	71-6100	Line - Pulse	28	26	1
68-8980	Bushing - Spanner	50	27	2	71-6130	Hose - Breather	30	23	1
68-8980	Bushing - Spanner	58	26	2	71-6140	Grommet	26	32	1
68-9700	Assembly - Hyd. Cylinder	17	18	2	71-6150	Grommet - Air Seal	26	15	1
68-9890	Cover - Front Gear Box	43	8	1	71-6170	Seal	27	1	1
68-9890	Cover - Front Gear Box	55	21	1	71-6180	Seal - Intake Valve	25	4	2
68-9890	Cover - Gear Box	38	8	1	71-6190	Key - Flywheel	29	7	1
68-9890	Cover - Gear Box Front	47	20	1	71-6210	Plug - Button	30	7	1
69-0760	Bracket - L.H. Arm	34	*	1	71-6220	Clip - Wire	28	17	2
69-0770	Bracket - R.H. Arm	34	4	1	71-6220	Clip - Wire	26	19	1
69-1180	Armrest	34	1	2	71-6230	Kit - Connector, Harness	29	*	1
69-1260	Spacer	34	6	4	71-6240	Screw - Flange	25	22	5
70-2560	Decal - Lube	43	11	1	71-6250	Guide - Exhaust Valve	25	5	2
70-2560	Decal - Lube	38	13	1	71-6260	Guide - Intake Valve	25	5	2
70-2560	Decal - Lube	47	18	1	71-6270	Screw - Cap Hex. Hd.	25	30	18
70-2560	Decal - Lube	55	19	1	71-6290	Kit - Gasket Comp. Engine	25	56	1

\*Not Illustrated

# PART NUMBER INDEX (Continued)

Part No.	Description	Pg. Ref. No. No. Qty.	Part No.	Description	Pg. Ref. No. No. Qty.
71-6300	Kit - Valve Grinding	25 * 1	76-3080	Arm - Lift, R.H.	17 29 1
71-6310	Pin - Piston	25 47 4	76-3090	Arm - Lift, L.H.	17 28 1
71-6320	Camshaft	29 22 1	77-0130	Cover - Pulley	65 45 1
71-6340	Screw - Flange	29 8 6	77-0160	Bracket - Spring	65 27 1
71-6350	Kit - Gearcase	28 12 1	77-0180	Assembly - Cover, Right	65 25 1
71-6360	Gasket	28 7 1	77-0680	Extension - Snout	70 11 1
71-6370	Body - Terminal	29 34 2	77-5420	Pulley W.A. - Splined	67 5 1
71-6380	Control - Ignition	28 15 1	77-5440	Mount - Blower W.A.	66 6 1
71-6390	Screw - Mach. Hex. Hd.	29 30 3	77-5520	Bracket W.A. - R.H.	67 25 1
71-6400	Screw - Flange Hex. Hd.	28 20 2	77-5560	Bracket W.A. - L.H.	67 33 1
71-6410	Insulator	28 16 1	77-5600	Support - Cover	67 34 1
71-6420	Cable - Plug 9 Long	28 41 1	77-5620	Cover - Deck, R.H.	67 1 1
71-6430	Nut - Flange	28 43 1	77-5630	Cover - Gear Box	66 11 1
71-6440	Nut - Flange	28 42 1	77-5640	Shelf W.A. - Rear	68 10 1
71-6450	Screw - Flange Hex. Hd.	28 18 1	77-5670	Deflector W.A. - Rear	68 8 1
71-6460	Screw - Flange Hex. Hd.	28 2 2	77-5740	Deflector W.A. - Front	68 7 1
71-6480	Manifold - Intake	31 14 1	77-5820	Plate W.A. - Mounting	66 4 1
72-3860	Shaft - Choke	31 2 1	77-5850	Shelf W.A. - Right	68 11 1
72-3870	Kit - Choke Lever	31 1 1	77-5930	Shelf W.A. - Bottom, Left	68 3 1
72-3880	Screw - Flange Hex. Hd.	30 14 1	77-6710	Blade	68 9 3
72-3890	Screw - Mach. Hex. Hd.	30 8 1	77-6940	Bumper W.A.	67 45 1
72-3900	Screw - Self Tap. Hex. Hd.	26 17 1	80-0080	Cover L.H.	43 23 1
72-3900	Screw - Self Tap. Slot. Hd.	30 16 1	80-2810	Bracket - Pivot R.H.	66 15 1
72-3930	Starter Solenoid Kit	32 5 1	80-2820	Bracket - Pivot, L.H.	66 5 1
72-3940	Starter Clutch Kit	32 3 1	80-3200	Shaft	67 41 1
72-3950	Dust Seal Kit	32 2 1	80-3230	Pin - Special	67 39 1
72-3960	Switch - Temp. Cut-Off	25 41 1	80-3250	Screw - Pivot	67 12 1
72-3970	Cover - Exhaust Tube L.H.	26 1 1	80-3310	Assembly - Arm	67 15 1
72-3980	Cover - Exhaust Tube R.H.	26 3 1	80-3330	Gasket	5 47 1
72-3990	Terminal - Ring	8 * 1	80-3440	Shaft - Roller	67 40 1
72-3990	Terminal - Ring	29 29 1	80-3450	Bracket - Roller	67 38 1
72-4000	Terminal - Receptacle	8 * 5	80-3550	Stop - Deflector	67 36 1
72-4000	Terminal - Receptacle	29 23 5	80-3560	Rod - Threaded	67 17 1
72-4010	Housing - Receptacle	8 5 1	80-3570	Hook	67 20 1
72-4010	Housing - Receptacle	29 25 1	80-3580	Roller	67 44 1
72-4020	Housing - Tab	8 4 1	80-3590	V-Belt	67 8 1
72-4020	Housing - Tab	29 26 1	80-3720	Chute Assembly	66 35 1
72-4030	Housing	8 * 1	80-4670	Plate	66 33 2
72-4030	Housing	29 28 1	82-0520	Gasket	25 43 1
72-4040	Terminal - Tab	8 * 4	82-0530	Clamp	30 20 1
72-4040	Terminal - Tab	29 24 4	82-0540	Tube - Breather	30 21 1
72-4440	Assembly - Arm, Push	72 4 1	82-0550	Breather Cap & Valve	30 28 1
72-7920	Muffler	9 15 1	82-0560	Screen - Breather Tube	30 24 2
72-7930	Extension	9 9 1	82-0570	Seal - O-Ring	30 26 1
72-9210	Cutting Deck	37 40 1	82-1480	Screw - Self Tapping	30 27 1
72-9230	Base - Gear Box	38 2 1	82-1720	Cap Solenoid	32 7 1
72-9230	Base - Gear Box	43 2 1	82-1730	Nut - Hex.	32 6 1
72-9240	Bracket - Extension	38 6 1	82-1790	Oil Fill Tube & Bracket Assy.	27 2 1
72-9240	Bracket - Extension	43 6 1	82-1800	Piston - Std.	25 45 2
72-9260	Cutting Deck	42 34 1	82-1810	Piston - .010 OS	25 45 2
72-9300	Cover R.H.	38 1 1	82-1820	Piston - .020 OS	25 * 2
72-9310	Base - Gear Box	47 23 1	82-1830	Piston - .030 OS	25 * 2
72-9320	Cover - Deck Center	49 6 1	82-1840	Ring Set - Piston Std.	25 55 2
72-9330	Cover R.H.	43 1 1	82-1850	Ring Set - Piston	25 * 2
72-9340	Cover L.H.	38 23 1	82-1860	Ring Set - Piston	25 * 2
72-9361	Anti-Scalp Cup	37 36 3	82-1870	Ring Set - Piston	25 * 2
72-9361	Cup - Anti Scalp	42 29 3	82-1880	Block - Short	25 63 1
72-9361	Cup - Anti-Scalp	56 56 3	82-5510	Decal - Warning	66 1 1
72-9361	Cup - Anti-Scalp	48 57 3	82-5510	Decal - Warning	64 4 1
72-9370	Shim (.020)	62 11 2	82-8530	Fitting - Straight	17 10 2
72-9420	Vent Tube Assembly	22 41 1	82-8810	Baffle - Front, L.H.	51 3 1
74-0720	Tube - Manual	36 1 1	82-8820	Baffle - Front, R.H.	51 4 1
75-0810	Decal	7 65 2	83-4520	Cradle - Rear	39 33 2
76-1910	Shaft - Pivot	35 2 2	83-4520	Cradle - Rear	44 33 2
76-1920	Bearing - Sleeve	35 13 4	83-4520	Cradle - Rear	50 33 2
76-1930	Knob Adjustment	35 20 1	83-4520	Cradle - Rear	58 33 2
76-1940	Spring - Extension	35 23 2	83-4550	Frame - Deck Suspension	39 2 1
76-1990	Bracket - Frame	70 35 4	83-4550	Frame Assembly	44 2 1
76-2940	Bumper	35 8 2	83-4560	Frame	50 1 1

\*Not Illustrated

# PART NUMBER INDEX (Continued)

3315-220

Part No.	Description	Pg. No.	Ref. No.	Qty.	Part No.	Description	Pg. No.	Ref. No.	Qty.
83-4570	Carrier Frame Assembly	58	1	1	254-94	Cone - Bearing	10	27	4
83-4580	Spacer	39	36	2	256-42	Bushing	2	29	4
83-4580	Spacer	44	36	2	256-101	Bushing	17	38	4
86-7220	Gear - Spur	14	26	1	256-121	Bushing	10	17	2
86-7230	Gear - Spur	21	18	1	256-156	Bushing - Flange	4	9	2
86-7290	Frame Assembly	6	47	1	256-173	Bushing	5	5	2
86-7470	Diode	8	2	1	256-206	Bushing	67	14	1
86-7930	Upper Housing Assembly	21	24	1	257-9	Washer - Thrust	67	29	1
86-9470	Harness - Wire	8	1	1	257-10	Washer	67	13	1
86-9660	Axle Assembly	11	16	1	281-1	Yoke	12	22	1
217-107	Rim	11	13	2	281-2	Plug	27	10	2
217-108	Rim	10	21	2	283-17	Pin - Clevis	18	12	1
218-473	Boot - Toggle Switch	7	59	1	283-42	Pin - Clevis	12	23	1
218-515	Bracket - Mounting	6	38	1	283-55	Pin - Clevis	39	5	4
2112-9	Clamp	9	8	1	283-55	Pin - Clevis	44	5	4
231-103	Tire	11	12	2	283-55	Pin - Clevis	58	30	4
231-104	Tire	10	20	2	283-55	Pin - Clevis	50	31	4
232-35	Valve Stem w/Cap	11	15	2	283-58	Pin - Clevis	2	24	2
232-35	Valve Stem w/Cap	10	28	2	283-69	Pin - Clevis	46	15	1
232-39	Tube - Inner (Optional)	10	*	2	283-69	Pin - Clevis	53	15	2
232-43	Tube - Inner (Optional)	11	*	2	283-69	Pin - Clevis	60	15	2
233-17	Knob	2	14	1	285-17	Plug - Pipe	16	28	4
233-35	Knob	6	3	2	289-38	Nipple - Pipe	22	43	1
233-39	Knob	18	1	1	2811-9	Street Elbow 90	22	42	1
237-22	O-Ring	17	9	4	302-2	Fitting - Grease	55	37	3
237-42	O-Ring	19	2	1	302-2	Fitting - Grease	37	23	3
237-42	O-Ring	17	3	6	302-2	Fitting - Grease	42	15	3
237-78	O-Ring	17	13	3	302-2	Fitting - Grease	47	33	3
237-80	O-Ring	17	22	1	302-5	Fitting - Grease	12	4	2
237-81	Seal - O-Ring	22	44	1	302-5	Fitting - Grease	10	11	4
237-150	O-Ring	17	15	4	302-5	Fitting - Grease	58	13	2
241-119	Cap - Dust	10	24	2	302-5	Fitting - Grease	50	14	2
242-34	Stud - Axle Flange	23	9	10	302-5	Fitting - Grease	39	29	2
242-35	Nut - Hex.	11	14	10	302-5	Fitting - Grease	44	29	2
249-21	Latch - Draw	49	10	5	302-5	Fitting - Grease	2	31	2
249-21	Latch - Draw	57	10	6	302-5	Fitting - Grease	13	38	1
249-21	Latch - Draw	38	22	3	302-40	Fitting - Grease	39	6	2
249-21	Latch - Draw	43	22	3	302-40	Fitting - Grease	13	18	2
249-21	Latch - Draw	65	29	2	302-55	Fitting - Grease	63	7	1
249-39	Assembly - Handle	5	12	2	302-61	Fitting - Grease	39	18	2
249-40	Keeper - Reverse	1	20	2	302-61	Fitting - Grease	44	18	2
2410-67	Plug	73	11	2	302-61	Fitting - Grease	58	21	2
2412-36	Clamp - Hose	9	20	5	302-61	Fitting - Grease	50	22	2
2412-36	Clamp - Worm Drive	11	5	5	302-62	Fitting - Grease	17	37	2
2412-36	Clamp - Worm Drive	17	20	4	304-99	90 Barb Hose Stem	17	17	1
2412-37	Clamp - Muffler	9	16	2	321-3	Screw - Cap Hex. Hd.	66	21	13
2412-39	Clamp - R	9	10	2	321-3	Screw - Cap Hex. Hd.	64	30	13
2412-42	Clamp - Hose	5	13	2	321-3	Screw - Cap Hex. Hd.	13	33	2
2412-42	Clamp - Hose	9	33	1	321-3	Screw - Cap Hex. Hd.	28	33	2
2412-133	R-Clamp	36	2	2	321-4	Screw - Cap Hex. Hd.	68	12	3
2412-142	Clamp - R	9	30	1	321-4	Screw - Cap Hex. Hd.	15	21	2
251-77	Collar - Locking	13	28	2	321-4	Screw - Cap Hex. Hd.	67	22	3
251-253	Bearing w/Collar	13	26	2	321-4	Screw - Cap Hex. Hd.	65	26	7
251-255	Bearing - Flange	13	25	4	321-6	Screw - Cap Hex. Hd.	68	4	3
251-259	Bearing - Ball	15	23	1	321-6	Screw - Cap Hex. Hd.	25	59	2
251-268	Bearing	13	21	2	321-9	Screw - Cap Hex. Hd.	15	3	2
251-269	Bearing - Pillow Block	12	5	2	321-10	Screw - Cap Hex. Hd.	25	1	2
251-275	Bearing - Ball	2	15	1	321-10	Screw - Cap Hex. Hd.	18	13	1
252-6	Bearing	10	3	2	321-24	Screw - Cap Hex. Hd.	18	7	3
253-129	Seal - Oil	10	19	2	322-2	Screw - Cap Hex. Hd.	68	5	5
253-139	Seal	47	51	6	322-2	Screw - Cap Hex. Hd.	65	40	2
253-139	Seal - Wave	42	19	6	322-3	Screw	51	2	6
253-139	Seal - Wave	37	27	6	322-3	Screw - Cap Hex. Hd.	65	5	3
253-139	Seal - Wave	56	60	6	322-3	Screw - Cap Hex. Hd.	35	11	4
254-65	Cone - Bearing Tapered	22	34	2	322-3	Screw - Cap Hex. Hd.	6	21	4
254-66	Cup - Bearing Tapered	22	33	2	322-3	Screw - Cap Hex. Hd.	64	23	2
254-72	Cup - Bearing	10	22	4	322-3	Screw - Cap Hex. Hd.	5	24	4
254-90	Cup - Bearing	21	27	1	322-3	Screw - Cap Hex. Hd.	26	26	4
254-91	Cone - Bearing	21	28	1	322-3	Screw - Cap Hex. Hd.	70	30	2

\*Not Illustrated

# PART NUMBER INDEX (Continued)

Part No.	Description	Pg. Ref. No. No. Qty.	Part No.	Description	Pg. Ref. No. No. Qty.
322-3	Screw - Cap Hex. Hd.	67 48 8	325-32	Screw - Cap Hex. Hd.	58 2 6
322-4	Screw - Cap Hex. Hd.	65 3 2	3210-5	Screw - Cap Hex. Hd.	14 17 4
322-4	Screw - Cap Hex. Hd.	43 7 2	3210-7	Screw - Cap Hex. Hd.	15 4 1
322-4	Screw - Cap Hex. Hd.	13 8 2	3210-7	Screw - Cap Hex. Hd.	21 25 8
322-4	Screw - Cap Hex. Hd.	25 14 3	3210-8	Screw - Cap Hex. Hd.	14 22 4
322-4	Screw - Cap Hex. Hd.	70 31 2	3211-8	Screw - Cap Hex. Hd.	55 6 1
322-4	Screw - Cap Hex. Hd.	38 7 2	3211-8	Screw - Cap Hex. Hd.	47 8 1
322-5	Screw - Cap Hex. Hd.	67 3 2	3211-8	Screw - Cap Hex. Hd.	42 13 1
322-5	Screw - Cap Hex. Hd.	33 9 8	3211-8	Screw - Cap Hex. Hd.	37 44 1
322-5	Screw - Cap Hex. Hd.	14 31 1	3211-9	Screw - Cap Hex. Hd.	55 31 1
322-9	Screw - Cap Hex. Hd.	28 14 4	3211-9	Screw - Cap Hex. Hd.	47 32 1
322-9	Screw - Cap Hex. Hd.	31 15 2	3211-15	Screw - Cap Hex. Hd.	37 47 2
322-10	Screw - Cap Hex. Hd.	72 5 2	3211-27	Screw - Cap Hex. Hd.	1 11 2
322-10	Screw - Cap Hex. Hd.	31 12 4	3211-27	Screw - Cap Hex. Hd.	25 39 1
322-11	Screw - Cap Hex. Hd.	70 19 2	3217-4	Nut - Hex.	25 19 2
322-17	Screw - Cap Hex. Hd.	15 18 1	3217-6	Nut - Hex.	33 5 4
322-22	Screw - Cap Hex. Hd.	32 11 2	3217-6	Nut - Hex.	13 9 4
323-4	Screw - Cap Hex. Hd.	59 2 10	3217-6	Nut - Hex.	5 15 2
323-4	Screw - Cap Hex. Hd.	52 3 11	3217-6	Nut - Hex.	39 24 8
323-4	Screw - Cap Hex. Hd.	43 16 4	3217-6	Nut - Hex.	44 24 8
323-4	Screw - Cap Hex. Hd.	47 26 4	3217-6	Nut - Hex.	50 28 8
323-4	Screw - Cap Hex. Hd.	55 34 6	3217-6	Nut - Hex.	58 29 8
323-4	Screw - Cap Hex. Hd.	48 59 2	3217-6	Nut - Hex.	28 38 1
323-4	Screw - Cap Hex. Hd.	38 16 4	3217-7	Nut	45 18 2
323-5	Screw - Cap Hex. Hd.	45 1 2	3217-7	Nut - Hex.	14 1 1
323-5	Screw - Cap Hex. Hd.	10 5 2	3217-7	Nut - Hex.	6 52 1
323-6	Screw - Cap Hex. Hd.	41 1 8	3217-8	Nut - Hex.	2 8 1
323-6	Screw - Cap Hex. Hd.	68 1 4	3217-8	Nut - Hex.	11 17 4
323-6	Screw - Cap Hex. Hd.	65 37 6	3217-9	Nut - Hex.	54 5 2
323-6	Screw - Cap Hex. Hd.	47 39 2	3217-9	Nut - Hex.	61 5 6
323-7	Screw - Cap Hex. Hd.	66 14 2	3217-9	Nut - Hex.	71 9 10
323-7	Screw - Cap Hex. Hd.	64 18 2	3217-16	Nut - Hex.	15 11 2
323-7	Screw - Cap Hex. Hd.	70 21 7	3217-26	Nut - Hex.	6 13 1
323-7	Screw - Cap Hex. Hd.	65 39 1	3218-3	Nut - Hex. Jam	6 24 1
323-7	Screw - Cap Hex. Hd.	55 48 4	3218-3	Nut - Jam	66 16 2
323-8	Screw - Cap Hex. Hd.	16 29 2	3218-3	Nut - Jam	64 21 2
323-9	Screw - Cap Hex. Hd.	34 3 2	3218-5	Nut - Hex. Jam	14 32 2
323-10	Screw - Cap Hex. Hd.	70 24 1	3218-5	Nut - Jam	71 6 1
323-10	Screw - Cap Hex. Hd.	16 43 4	3219-2	Nut	21 2 8
323-11	Screw - Cap Hex. Hd.	53 2 4	3219-2	Nut - Hex.	15 6 1
323-11	Screw - Cap Hex. Hd.	60 2 4	3219-14	Nut - Brass	7 53 6
323-11	Screw - Cap Hex. Hd.	70 18 4	3220-3	Nut - Hex. Jam	12 21 1
323-12	Screw - Cap Hex. Hd.	6 19 4	3220-3	Nut - Jam	4 16 2
323-18	Screw - Cap Hex. Hd.	13 12 1	3220-3	Nut - Jam	2 21 4
323-19	Screw - Cap Hex. Hd.	67 47 2	3220-3	Nut - Jam	10 30 12
323-38	Screw - Cap Hex. Hd.	14 23 2	3220-5	Nut - Hex. Jam	10 36 3
323-39	Screw - Cap Hex. Hd.	15 14 2	3220-5	Nut - Hex. Jam	2 41 2
323-42	Screw - Cap Hex. Hd.	27 12 4	3220-5	Nut - Jam	4 14 1
324-6	Screw - Cap Hex. Hd.	6 41 3	3220-8	Nut	2 1 1
324-9	Screw - Cap Hex. Hd.	11 20 4	3220-12	Nut - Hex. Jam	10 34 3
324-23	Screw - Cap Hex. Hd.	21 19 4	3230-1	Bolt - Carriage	41 5 1
324-23	Screw - Cap Hex. Hd.	16 35 2	3230-1	Bolt - Carriage	64 25 4
325-5	Screw - Cap Hex. Hd.	73 8 4	3230-1	Bolt - Carriage	65 43 2
325-6	Screw - Cap Hex. Hd.	71 5 1	3230-2	Bolt - Carriage	59 1 1
325-6	Screw - Cap Hex. Hd.	72 6 6	3230-2	Bolt - Carriage	52 4 1
325-7	Screw - Cap Hex. Hd.	73 4 2	3230-2	Carriage - Bolt	15 12 2
325-8	Screw - Cap Hex. Hd.	54 1 2	3230-16	Bolt - Carriage	13 34 4
325-8	Screw - Cap Hex. Hd.	61 1 2	3230-20	Bolt - Carriage	40 3 5
325-14	Screw - Cap Hex. Hd.	61 6 4	3230-23	Bolt - Carriage	37 46 4
325-17	Screw - Cap Hex. Hd.	49 13 2	3231-22	Bolt - Carriage	43 20 4
325-17	Screw - Cap Hex. Hd.	57 13 2	3231-22	Bolt - Carriage	42 21 18
325-19	Screw - Cap Hex. Hd.	39 14 2	3231-22	Bolt - Carriage	67 37 2
325-19	Screw - Cap Hex. Hd.	44 14 2	3231-22	Bolt - Carriage	47 43 20
325-19	Screw - Cap Hex. Hd.	58 17 2	3231-22	Bolt - Carriage	55 46 20
325-19	Screw - Cap Hex. Hd.	50 18 2	3231-22	Bolt - Carriage	37 29 18
325-32	Screw - Cap Hex. Hd.	39 4 6	3231-24	Bolt - Carriage	74 1 4
325-32	Screw - Cap Hex. Hd.	44 4 6	3231-26	Bolt - Carriage	55 25 4
325-32	Screw - Cap Hex. Hd.	65 49 2	3231-26	Bolt - Carriage	38 26 4
325-32	Screw - Cap Hex. Hd.	50 2 6	3231-26	Bolt - Carriage	43 27 4

\*Not Illustrated

# PART NUMBER INDEX (Continued)

Part No.	Description	Pg. No.	Ref. No.	Qty.	Part No.	Description	Pg. No.	Ref. No.	Qty.
3231-26	Bolt - Carriage	48	66	4	3253-6	Washer - Lock	29	2	1
3231-27	Bolt - Carriage	49	11	4	3253-6	Washer - Lock	2	9	1
3231-27	Bolt - Carriage	57	11	4	3253-6	Washer - Lock	11	18	4
3231-27	Bolt - Carriage	38	20	4	3253-6	Washer - Lock	6	42	3
3231-27	Bolt - Carriage	55	30	4	3253-7	Washer - Lock	61	2	6
3231-27	Bolt - Carriage	67	32	4	3253-7	Washer - Lock	72	7	6
3231-27	Bolt - Carriage	48	65	4	3253-7	Washer - Lock	71	10	10
3231-29	Bolt - Carriage	6	35	1	3253-7	Washer - Lock	4	11	2
3232-13	Screw - Hex. Flange Hd.	17	34	2	3253-7	Washer - Lock	54	2	2
3232-16	Bolt - Carriage	2	5	1	3253-21	Washer - Flat	38	15	4
3233-2	Bolt - Carriage	71	11	10	3253-21	Washer - Lock	14	2	3
3234-4	Screw - Flange Hex. Hd.	9	27	1	3253-21	Washer - Lock	41	2	8
3234-4	Screw - Hex. Flange Hd.	12	1	4	3253-21	Washer - Lock	52	2	10
3234-4	Screw - Hex. Flange Hd.	6	1	1	3253-21	Washer - Lock	68	2	4
3234-5	Screw - Hex. Flange Hd.	26	11	2	3253-21	Washer - Lock	59	3	10
3234-11	Screw - Cap Hex. Hd.	13	27	3	3253-21	Washer - Lock	13	13	1
3234-11	Screw - Flange	64	26	2	3253-21	Washer - Lock	15	13	2
3234-11	Screw - Flange Hd.	66	17	2	3253-21	Washer - Lock	43	15	4
3234-11	Screw - Flange Hex. Hd.	6	31	2	3253-21	Washer - Lock	47	25	4
3234-11	Screw - Flange Lock	9	13	4	3253-21	Washer - Lock	55	33	4
3234-11	Screw - Hex. Flange Hd.	53	6	4	3253-21	Washer - Lock	65	38	4
3234-11	Screw - Hex. Flange Hd.	60	6	4	3253-21	Washer - Lock	6	46	1
3234-11	Screw - Hex. Flange Hd.	5	31	4	3253-27	Washer - Lock	42	30	3
3234-11	Screw - Hex. Flange Hd.	6	48	1	3253-27	Washer - Lock	37	37	3
3234-13	Screw - Flange Hex. Hd.	9	1	10	3253-28	Washer - Lock	2	2	1
3234-13	Screw - Hex. Flange Hd.	1	9	4	3253-29	Washer - Lock	45	19	2
3234-13	Screw - Hex. Flange Hd.	10	14	1	3254-1	Washer - Ext. Tooth	6	39	1
3234-13	Screw - Hex. Flange Hd.	26	18	1	3254-1	Washer - Lock	30	17	1
3234-13	Screw - Hex. Flange Hd.	14	33	2	3254-1	Washer - Lock	28	19	2
3234-13	Screw - Hex. Flange Hd.	5	33	1	3254-8	Washer - Lock	7	54	2
3234-14	Screw - Cap Hex. Flange	34	5	6	3254-9	Washer - I.T.L.W.	15	10	2
3234-14	Screw - Flange	64	6	4	3255-7	Washer - E.T.L.W.	9	34	1
3234-14	Screw - Flange Hd.	66	3	4	3255-8	Washer - Lock	21	3	8
3234-18	Screw - Cap Hex. Hd.	11	8	3	3255-9	Washer - E.T.L.W.	7	66	1
3234-18	Screw - Flange Hex. Hd.	9	21	2	3255-17	Washer - Lock	66	12	2
3234-19	Screw - Flange Hd.	50	35	6	3255-17	Washer - Lock	64	16	2
3234-19	Screw - Flange Hd.	58	35	6	3256-1	Washer - Flat	26	9	8
3234-21	Screw - Hex. Flange Hd.	13	23	2	3256-1	Washer - Flat	31	16	2
3235-22	Screw - Cap Hex. Hd.	66	28	1	3256-1	Washer - Flat	28	32	2
3235-22	Screw - Cap Hex. Hd.	64	36	1	3256-1	Washer - Flat	25	35	1
3235-23	Screw - Cap Hex. Hd.	9	22	4	3256-2	Washer - Flat	35	9	8
3245-1	Screw - Set	14	9	4	3256-2	Washer - Flat	15	19	2
3245-1	Screw - Set	13	35	2	3256-3	Washer - Flat	70	17	8
3245-9	Screw - Set	38	25	1	3256-3	Washer - Flat	14	20	4
3245-9	Screw - Set Socket Hd.	43	26	2	3256-3	Washer - Flat	26	25	4
3245-9	Screw - Set Socket Hd.	56	63	2	3256-4	Washer - Flat	65	48	1
3245-9	Screw - Socket Hd. Set	48	61	2	3256-6	Washer - Flat	44	16	4
3247-4	Screw - Socket Hd. Set	25	24	2	3256-6	Washer - Flat	58	19	4
3249-11	Screw - Round Hd.	15	8	2	3256-6	Washer - Flat	50	20	4
3250-16	Screw - Mach. Pan Hd.	28	34	2	3256-6	Washer - Thrust	39	16	4
3251-3	Screw - Mach. Rd. Hd.	7	64	4	3256-13	Washer - Flat	65	46	3
3253-2	Washer - Lock	30	4	3	3256-14	Washer - Flat	70	3	5
3253-2	Washer - Lock	29	31	3	3256-21	Washer - Flat	7	55	2
3253-3	Washer - Lock	18	9	2	3256-22	Washer - Flat	1	4	8
3253-3	Washer - Lock	13	22	2	3256-22	Washer - Flat	2	10	3
3253-3	Washer - Lock	66	29	4	3256-22	Washer - Flat	6	12	1
3253-3	Washer - Lock	5	35	1	3256-22	Washer - Flat	67	21	1
3253-3	Washer - Lock	64	37	4	3256-23	Washer - Flat	67	2	2
3253-3	Washer - Lock	25	58	2	3256-23	Washer - Flat	13	4	2
3253-4	Washer - Lock	33	8	8	3256-23	Washer - Flat	31	6	1
3253-4	Washer - Lock	13	10	4	3256-23	Washer - Flat	12	12	2
3253-4	Washer - Lock	35	10	4	3256-23	Washer - Flat	31	13	4
3253-4	Washer - Lock	12	13	2	3256-23	Washer - Flat	65	14	2
3253-4	Washer - Lock	14	21	2	3256-24	Washer - Flat	74	3	4
3253-4	Washer - Lock	39	25	8	3256-24	Washer - Flat	37	9	18
3253-4	Washer - Lock	58	28	8	3256-24	Washer - Flat	46	12	2
3253-4	Washer - Lock	50	29	8	3256-24	Washer - Flat	53	12	4
3253-4	Washer - Lock	44	25	8	3256-24	Washer - Flat	60	12	4
3253-5	Washer - Lock	27	11	4	3256-24	Washer - Flat	6	18	2

\*Not Illustrated

# PART NUMBER INDEX (Continued)

Part No.	Description	Pg. Ref. No. No. Qty.	Part No.	Description	Pg. Ref. No. No. Qty.
3256-24	Washer - Flat	42 24 18	3290-355	Pin - Hair	39 3 4
3256-24	Washer - Flat	47 49	3290-355	Pin - Hair Cotter	46 1 1
3256-24	Washer - Flat	55 52 A/R	3290-355	Pin - Hair Cotter	53 1 2
3256-26	Washer - Flat	14 4 1	3290-355	Pin - Hair Cotter	60 1 2
3256-26	Washer - Flat	33 7 2	3290-355	Pin - Hair Cotter	58 15 4
3256-26	Washer - Flat	61 7 8	3290-357	Nut - Flange	38 3 4
3256-26	Washer - Flat	2 37 2	3290-357	Nut - Flange	43 3 4
3256-27	Washer - Flat	42 3 1	3290-357	Nut - Flange	59 7 6
3256-27	Washer - Flat	47 11 1	3290-357	Nut - Flange	37 11 2
3256-27	Washer - Flat	55 11 1	3290-357	Nut - Flange	57 14 4
3256-27	Washer - Flat	37 12 1	3290-357	Nut - Flange	67 31 4
3256-28	Washer - Flat	10 26 3	3290-357	Nut - Flange Lock	13 2 6
3256-38	Washer - Flat	67 10 1	3290-357	Nut - Flange Lock	9 11 4
3256-41	Washer - Flat	11 10 3	3290-357	Nut - Flange Lock	6 34 1
3256-41	Washer - Flat	12 19 1	3290-357	Nut - Lock	47 7 12
3256-56	Washer - Flat	65 6 3	3290-357	Nut - Lock	55 7 14
3256-56	Washer - Flat	70 32 2	3290-357	Nut - Lock	49 14 4
3256-57	Washer - Fender	70 33 4	3290-357	Nut - Lock, Flange	52 6 6
3257-5	Key - Woodruff	13 11 1	3290-378	Tie - Cable	17 7 3
3257-5	Key - Woodruff	16 11 2	3290-378	Tie - Cable	6 7 1
3257-5	Key - Woodruff	38 18 1	3290-378	Tie - Cable	9 17 3
3257-5	Key - Woodruff	43 18 1	3290-378	Tie - Cable	14 35 1
3257-5	Key - Woodruff	47 21 1	3290-378	Tie - Cable	2 36 1
3257-5	Key - Woodruff	14 24 2	3290-384	Pin - Lynch	44 1 2
3257-5	Key - Woodruff	55 24 1	3290-384	Pin - Lynch	50 6 2
3257-40	Key - Hi Pro	66 9 1	3290-384	Pin - Lynch	58 6 2
3257-40	Key - Hi Pro	64 13 1	3290-384	Pin - Lynch	39 1 2
3258-19	Screw - Machine	5 22 2	3290-409	Rivet	64 2 8
3269-16	Rivet - Pop	5 11 4	3290-409	Rivet	66 32 6
3272-5	Pin - Cotter	12 15 1	3290-409	Rivet - Pop	70 25 21
3272-5	Pin - Cotter	2 22 3	3290-412	Rivet - Pop	70 6 14
3272-6	Pin - Cotter	18 3 1	3290-433	Retainer - Grip Nut	6 33 1
3272-6	Pin - Cotter	65 15 2	3290-451	Washer - Belleville	67 26 1
3272-10	Pin - Cotter	14 3 1	3296-2	Nut - Lock	70 4 5
3272-10	Pin - Cotter	4 3 4	3296-2	Nut - Lock	58 12 4
3272-10	Pin - Cotter	2 25 3	3296-2	Nut - Lock	50 13 4
3272-11	Pin - Cotter	55 26 7	3296-2	Nut - Lock	6 23 4
3272-11	Pin - Cotter	42 36 1	3296-2	Nut - Lock	39 30 4
3272-11	Pin - Cotter	67 42 3	3296-2	Nut - Lock	44 30 4
3272-11	Pin - Cotter	37 20 3	3296-5	Nut - Lock	37 5 3
3272-11	Pin - Cotter	47 28 5	3296-5	Nut - Lock	42 9 1
3272-13	Pin - Cotter	10 23 2	3296-5	Nut - Lock	47 13 2
3272-17	Pin - Cotter	17 30 2	3296-5	Nut - Lock	55 14 2
3272-23	Pin - Cotter	17 1 6	3296-5	Nut - Lock	12 16 1
3272-23	Pin - Cotter	72 3 4	3296-5	Nut - Lock	1 17 2
3274-18	Screw - Cap Soc. Hd.	25 34 2	3296-9	Nut - Lock	45 7 7
3274-31	Screw - Button Head	70 10 4	3296-15	Nut - Lock	10 1 1
3274-31	Screw - Cap Button Hd.	6 27 3	3296-16	Nut - Lock	9 3 1
3290-55	Rivet - Pop	45 16 21	3296-16	Rivet - Pop	1 22 4
3290-55	Rivet - Pop	65 47 3	3296-25	Nut - Lock	73 5 2
3290-134	Screw - Cap Hex. Hd.	66 13 2	3296-25	Nut - Lock	73 5 4
3290-134	Screw - Cap Hex. Hd.	64 17 2	3296-26	Nut - Lock	74 2 4
3290-134	Screw - Cap Hex. Hd.	67 46 2	3296-29	Nut - Hex.	65 7 2
3290-134	Screw - Mach. Hex. Hd.	70 5 5	3296-29	Nut - Hex.	35 17 4
3290-134	Screw - Mach. Hex. Hd.	6 22 4	3296-29	Nut - Lock	13 3 2
3290-211	Washer - Lock	1 7 4	3296-29	Nut - Lock	68 6 6
3290-211	Washer - Spring	65 12 1	3296-29	Nut - Lock	66 7 8
3290-211	Washer - Spring	65 23 1	3296-29	Nut - Lock	72 8 2
3290-224	Washer - Lock	55 50 2	3296-29	Nut - Lock	64 11 8
3290-224	Washer - Pyramidal	47 47	3296-29	Nut - Lock	15 20 3
3290-243	Pin - Lynch	71 3 2	3296-29	Nut - Lock	6 20 4
3290-271	Rivet	66 34 4	3296-29	Nut - Lock	67 23 9
3290-321	Screw - Hex Slotted Hd.	57 9 12	3296-33	Nut - Lock	42 4 1
3290-321	Screw - Hex. Slotted Hd.	49 9 10	3296-33	Nut - Lock	47 12 1
3290-321	Screw - Mach. Hex. Hd.	43 21 6	3296-33	Nut - Lock	55 12 1
3290-321	Screw - Machine	38 21 6	3296-33	Nut - Lock	13 32 1
3290-321	Screw - Machine	65 28 4	3296-33	Nut - Lock	2 42 1
3290-355	Pin - Cotter Hair	44 3 4	3296-33	Nut - Lock	37 13 1
3290-355	Pin - Cotter Hair	50 16 4	3296-39	Nut - Lock	33 12 2

\*Not Illustrated

# PART NUMBER INDEX (Continued)

3315-220

Part No.	Description	Pg. No.	Ref. No.	Qty.	Part No.	Description	Pg. No.	Ref. No.	Qty.
3296-39	Nut - Lock	6	14	5	32128-21	Nut - Flange	37	33	18
3296-39	Nut - Lock	67	28	3	32128-21	Nut - Flange	56	53	18
3296-42	Nut - Lock	15	1	4	32128-21	Nut - Flange	48	54	18
3296-42	Nut - Lock	68	13	6	32128-23	Nut - Flange	65	*	2
3296-42	Nut - Lock	66	19	9	32128-25	Nut - Lock, Flange	35	21	4
3296-42	Nut - Lock	6	28	3	32128-33	Nut - Hex. Flange	2	13	1
3296-42	Nut - Lock	64	28	9	32128-33	Nut - Hex. Flange	1	14	4
3296-42	Nut - Lock	67	30	3	32128-33	Nut - Hex. Flange Hd.	18	10	4
3296-42	Nut - Lock	6	49	2	32128-33	Nut - Hex. Flange Hd.	5	38	1
3296-44	Nut - Hex.	65	18	1	32128-40	Nut - Flange	39	34	6
3296-44	Nut - Lock	46	3	2	32128-40	Nut - Flange	44	34	6
3296-44	Nut - Lock	53	3	4	32128-40	Nut - Flange	50	34	6
3296-44	Nut - Lock	60	3	12	32128-40	Nut - Flange	58	34	6
3296-44	Nut - Lock	10	4	2	32128-43	Nut - Lock	65	34	2
3296-44	Nut - Lock	66	18	2	32128-43	Nut - Lock	67	43	2
3296-44	Nut - Lock	64	27	2	32128-49	Nut - Hex. Flange	4	12	2
3296-47	Nut - Lock	40	1	5	32136-5	Nut - Hex. Castle	10	25	2
3296-49	Nut - Lock	10	8	1	32140-16	Screw - Self Tap. Hex. Hd.	1	5	8
3296-59	Nut - Lock	67	11	1	32144-10	Screw - Hex. Self Tap	2	33	1
3296-357	Nut - Flange	42	2	2	32144-11	Screw - Self Tap. Hex. Hd.	12	14	2
32103-2	Nut - Wing	73	2	2	32144-18	Screw - Hex. Thread Form	45	11	4
32104-17	Screw - Flange Hex. Hd.	12	28	1	32146-18	Nut	67	35	2
32104-60	Screw - Flange Hex. Hd.	6	51	1	32146-20	Nut - Hex. Jam	55	38	3
32104-116	Screw - Flange Hex. Hd.	12	8	1	32146-20	Nut - Hex. Lock, Jam	42	16	3
32104-116	Screw - Flange Hex. Hd.	7	58	2	32146-20	Nut - Jam	47	34	3
32107-11	Nut - Square	5	21	2	32146-20	Nut - Lock	37	24	3
32108-99	Screw - Flat Hd.	45	9	7	32149-2	Nut - Lock	18	4	2
32120-72	Ring - Retaining	14	27	1	32149-2	Nut - Lock	9	25	1
32121-4	Pin - Roll	5	43	1	32149-7	Nut - Keps	7	67	4
32121-6	Pin - Roll	4	7	1	32151-36	Ring - Retaining	10	16	3
32121-6	Pin - Roll	5	42	1	32151-46	Ring - Retaining	16	1	2
32121-8	Pin - Roll	65	33	1	32152-1	Nut - Lock	65	4	10
32121-8	Pin - Roll	67	50	1	32152-1	Nut - Lock	64	20	6
32121-10	Pin - Roll	2	19	1	32152-1	Nut - Lock	70	22	6
32121-15	Pin - Roll	22	35	1	32152-2	Nut - Lock	70	16	12
32121-18	Pin - Roll	5	45	1	32152-4	Nut - Lock	65	9	5
32121-31	Pin - Roll	12	6	2	32152-5	Nut - Lock	14	14	6
32121-34	Pin - Roll	13	39	1	32152-10	Nut - Jam	20	2	1
32121-73	Pin - Roll	18	14	1	32153-2	Nut	38	12	4
32121-91	Pin	16	14	3	32153-2	Nut	43	13	4
32121-119	Pin - Roll	13	40	1	32153-2	Nut - Flange	47	16	4
32122-28	Screw - Mach. Truss Hd.	58	11	4	32153-2	Nut - Lock	55	17	4
32122-28	Screw - Mach. Truss Hd.	50	12	4	32153-4	Nut - Lock	65	31	2
32122-28	Screw - Mach. Truss Hd.	39	32	4	32153-5	Nut - Lock	49	4	2
32122-28	Screw - Mach. Truss Hd.	44	32	4	32153-5	Nut - Lock	57	4	2
32128-7	Nut - Flange	38	24	6	32153-5	Nut - Lock	39	26	2
32128-17	Nut - Flange	49	7	10	32153-5	Nut - Lock	44	26	2
32128-17	Nut - Flange	43	24	4	32153-5	Nut - Lock	58	27	2
32128-17	Nut - Flange	65	30	4	32153-5	Nut - Lock	50	30	2
32128-17	Nut - Lock	57	7	12	340-77	90 Elbow	17	2	1
32128-19	Nut - Flange	1	18	2	340-125	Fitting - Tee, Adjustment	17	36	1
32128-19	Nut - Lock, Flange	34	2	2	353-428	Elbow - Male 90	9	6	1
32128-20	Nut - Flange	51	1	6	353-536	Elbow - 90	11	1	3
32128-20	Nut - Flange	38	5	2	353-565	Fitting - Connector	17	26	1
32128-20	Nut - Flange	59	6	1	353-567	Fitting - Tee, Male	17	25	1
32128-20	Nut - Flange	67	19	2	353-705	45 Elbow	11	4	1
32128-20	Nut - Flange	43	5	2	353-714	Elbow - Male 45	9	12	1
32128-20	Nut - Hex. Flange	5	30	4	354-18	Fitting - Hose Barb	22	32	1
32128-20	Nut - Lock	37	3	4	354-24	Fitting	17	21	1
32128-21	Nut - Flange	42	26	18					

\*Not Illustrated

## PRODUCT CHANGES

In an effort to make improvements available to TORO owners as quickly as possible, minor changes are incorporated into Toro's products from time to time that do not become immediately shown in the Parts Catalog. If such a change has been made in your unit, which is not reflected in your manual, see your TORO Distributor or his Authorized TORO Service Dealer for information and part numbers.

## IDENTIFICATION AND ORDERING

### MODEL AND SERIAL NUMBERS

The Groundsmaster 220 has two identification numbers; a model number and a serial number. The two numbers are stamped on a plate which is located on the main frame under the seat. In any correspondence concerning the Groundsmaster 220, supply model and serial numbers to assure that correct information and replacement parts are obtained.

To order replacement parts from an Authorized TORO Service Dealer, supply the following information:

1. Model and serial number of the Groundsmaster 220.
2. Part number, description, and the quantity of part(s) desired.

**NOTE:** Do not order by reference number if a parts catalog is being used; use the PART NUMBER.

# TABLE OF CONTENTS

Description	Page	Description	Page
Hood Assembly .....	1	52" Cutting Unit Model No. 30555 .....	37-39
Pedals & Steering Wheel Assembly .....	2	52" Baffle Kit Part No. 68-7210 .....	40
Steering Gear Assembly No. 41-8820 .....	3	52" Mulcher Kit Model No. 30700 (Optional) (For Cutting Unit Model 30555) .....	41
Traction Pedal Assembly .....	4	52" Cutting Unit Model No. 30568 .....	42-44
Seat Mount & Air Cleaner Assembly .....	5	Tractor Shield Kit Model No. 30563 (Optional) .....	45
Instrument Panel & Steering Post Assembly ...	6-7	52" Counter Balance Kit Part No. 70-8090 .....	46
Electrical Schematic .....	8	62" Cutting Unit Model No. 30564 .....	47-50
Engine Assembly .....	9	62" Baffle Kit Part No. 82-8800 .....	51
Rear Axle Assembly .....	10	62" Mulcher Kit Model No. 30792 (Optional) .....	52
Fuel Tank and Axle Assembly .....	11	62" Counter Balance Kit Part No. 70-8100 .....	53
Power Take-Off Lever Assembly .....	12	Rear Weight .....	54
Power Take-Off Assembly .....	13	72" Cutting Unit Model No. 30575 .....	55-58
Transmission & Drive Coupling Assembly .....	14	72" Mulcher Kit Model No. 30779 .....	59
Transmission Interlock Assembly .....	15	72" Counter Balance Kit Part No. 70-7010 .....	60
Transmission Assembly No. 49-7910 .....	16	Rear Weight Kit No. 24-5780 .....	61
Hydraulic Valve & Liftarm Cylinders .....	17	Gear Box Assembly Part No. 68-9810 .....	62
Valve & Lever Assembly .....	18	Phenolic Wheel Assembly No. 27-1050 (Optional) .....	63
Valve Assembly No. 43-1700 .....	19	52" Blower Kit Model No. 30502 (Opt.) .....	64-65
Hydraulic Cylinder No. 68-9700 .....	20	62" Blower Kit Model No. 30503 (Opt.) .....	66-68
Differential Assembly .....	21-22	Gear Box Assembly Part No. 53-4530 .....	69
Brake Assembly .....	23	9 Cu. Ft. Hopper Assembly Model No. 30504 (Optional) .....	70
Cylinder Block Assembly .....	24-25	V-Plow Model No. 30750 (Optional) .....	71
Engine Air Housing .....	26	V-Plow Installation Kit Model No. 30749 (Optional) .....	72
Oil Base & Fuel Pump .....	27	Weight Box Kit No. 62-6590 (Optional) .....	73
Ignition Control Assembly .....	28	Wheel Weight Kit Model No. 30762 (Optional) .....	74
Blower & Crankshaft Assembly .....	29	Part Number Index .....	75-87
Air Cleaner & Choke Assembly .....	30		
Carburetor Assembly .....	31		
Starter Assembly .....	32		
Standard Seat Kit Model No. 30769 .....	33		
Armrest Kit Model No. 30707 .....	34		
Deluxe Seat Kit Model No. 30772 .....	35		
Manual Storage Assembly .....	36		