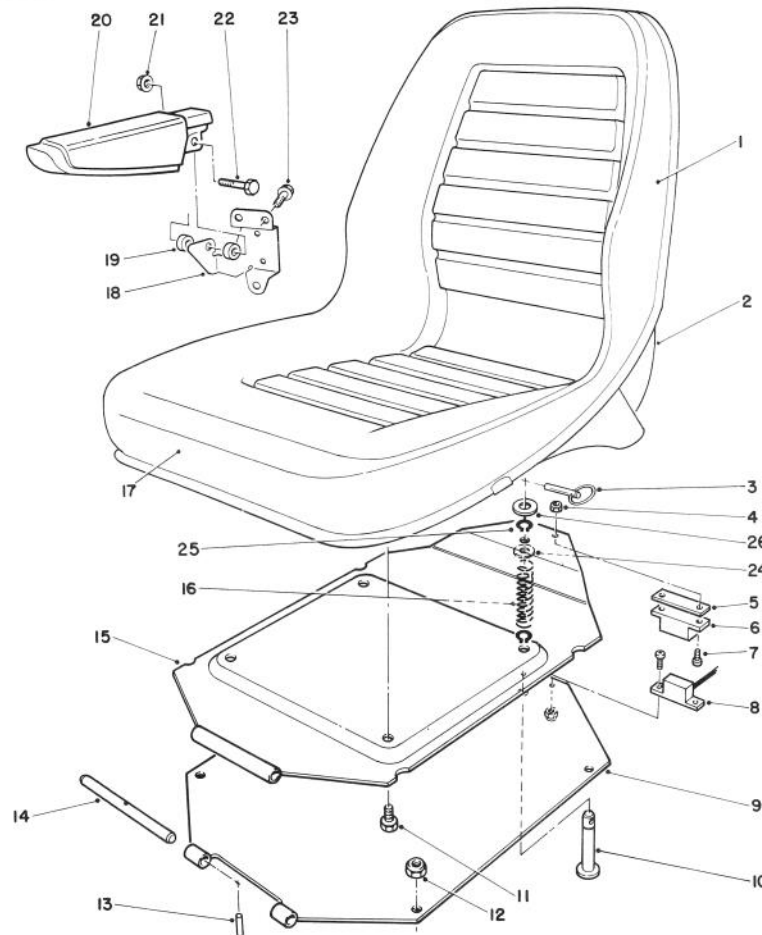




MODEL NO. 30580-20151

PARTS
CATALOG

GROUNDMASTER® 580-D TRACTION UNIT WITH ACCESSORIES

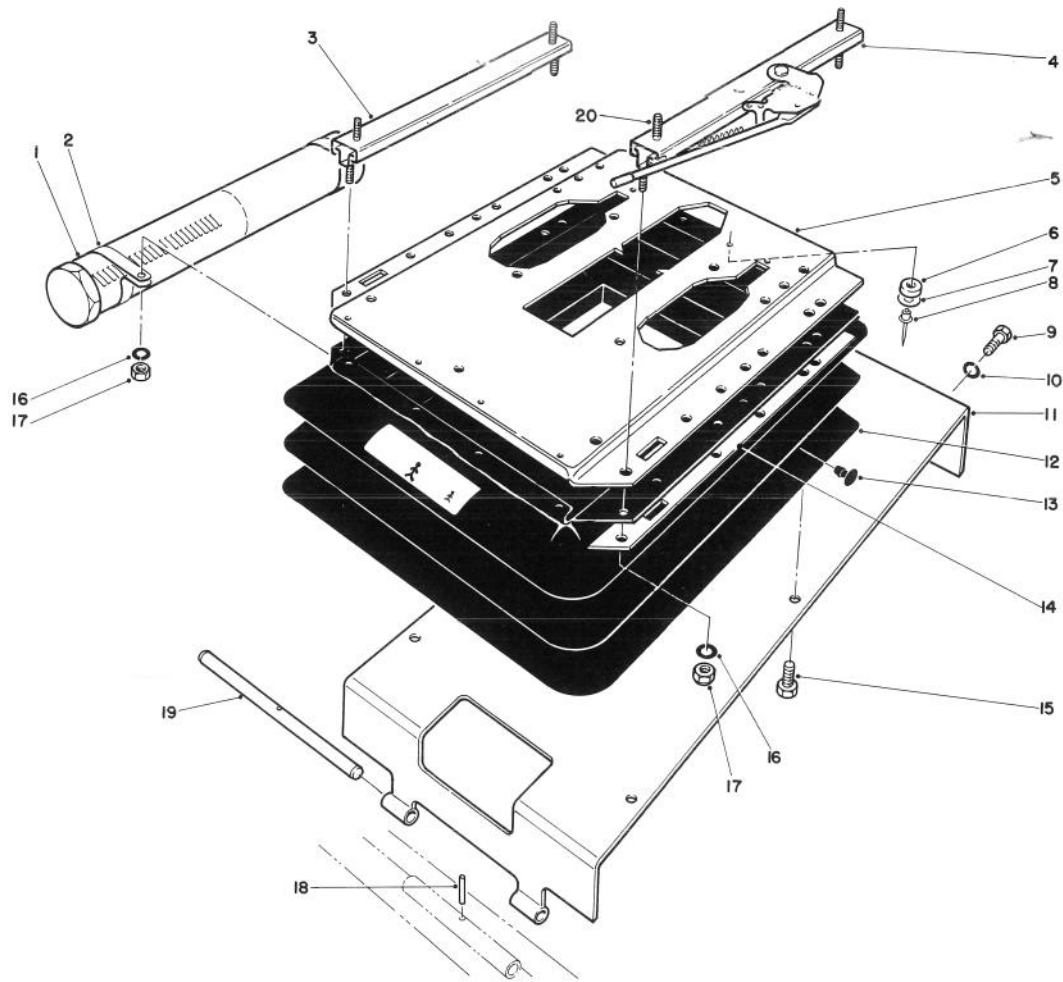


T-1278B

SEAT ASSEMBLY

Ref. No.	Part No.	Description	No. Used	Ref. No.	Part No.	Description	No. Used
1	66-5400	Assembly - Seat (Incl. Ref. #2)	1	14	27-4720	Pin - Pivot, Seat	1
2	67-9560	Shell - Seat	1	15	83-6690	Plate W. A. - Seat	1
3	283-72	Pin - Lynch	1	16	85-6140	Spring	1
4	3296-54	Nut - Lock	4	17	67-9550	Cushion - Seat	1
5	83-6630	Shim - Switch	1	18	69-0770	Bracket - Rest, Arm R.H.	1
6	75-6330	Catch - Magnetic	1	*	69-0760	Bracket - Rest, Arm L.H.	1
7	32122-53	Screw - Pan Head	4	19	69-1260	Spacer	4
8	83-6640	Sensor - Switch	1	20	69-1180	Armrest	2
9	83-6700	Plate W.A. - Suspension	1	21	32128-19	Nut - Lock, Flange Hd.	2
10	85-6160	Pin - Spring	1	22	323-9	Screw - Cap Hex. Hd.	2
11	3234-5	Screw - Cap Hex. Hd.	4	23	3234-23	Screw - Cap Hex. Hd.	6
12	3296-29	Nut - Lock	4	24	3256-27	Washer - Flat	1
13	32121-4	Pin - Roll	1	25	32120-64	Ring - Retaining	2
				26	3256-7	Washer - Flat	1

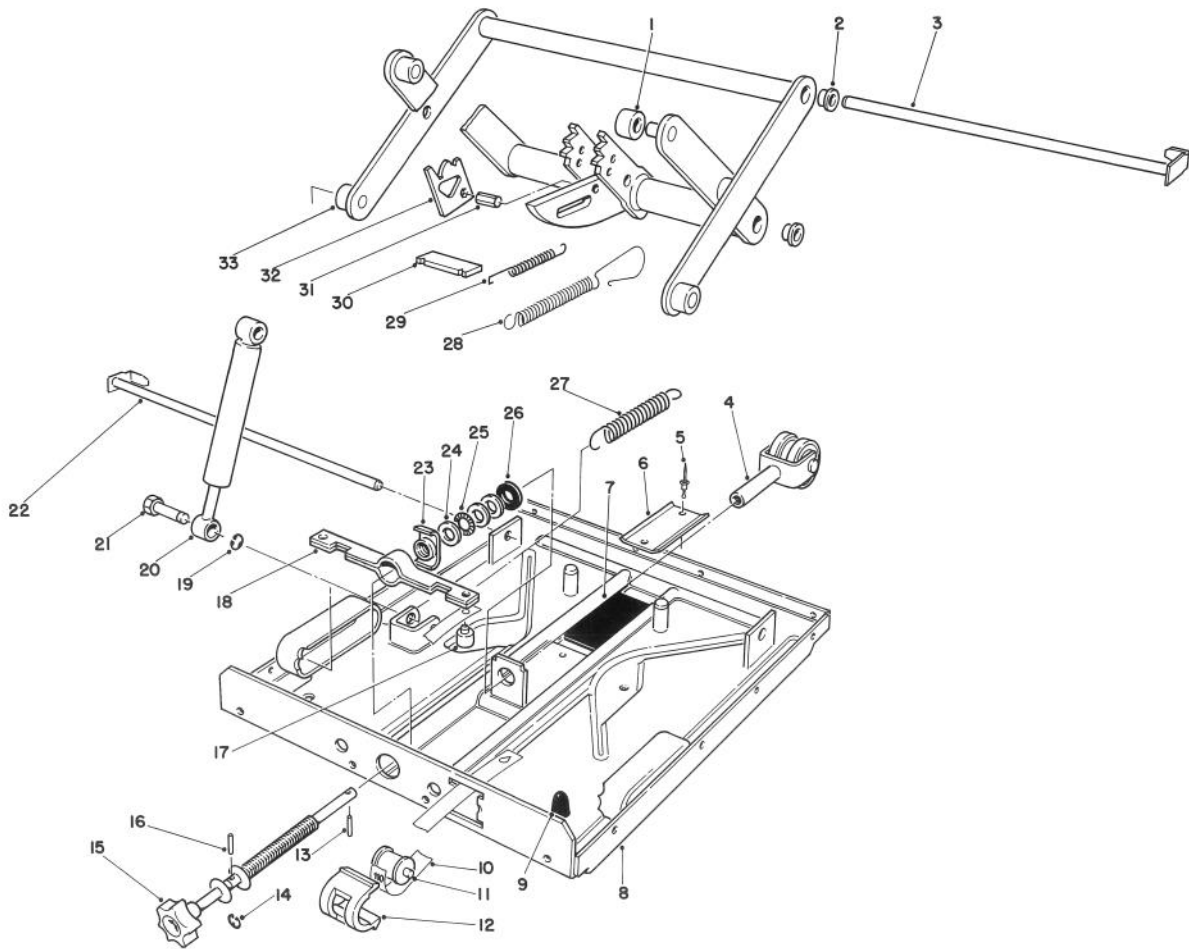
*Not Illustrated



SEAT PIVOT AND BELLOWS ASSEMBLY

T-1279A

Ref. No.	Part No.	Description	No. Used	Ref. No.	Part No.	Description	No. Used
1	74-0720	Tube - Manual	1	10	3253-21	Washer - Lock	2
2	2412-133	Clamp	2	11	83-6660	Support - Seat	1
3	66-8530	Track - Adjustment	1	12	71-2420	Bellows - Rubber	1
4	82-9060	Track & Latch - Adjustment	1	13	39-5710	Plug	21
5	71-2410	Plate - Upper Suspension (Incl. Ref. #6)	1	14	40-3890	Trim	2
6	71-2400	Assembly - Bumper (Incl. Ref. #7 & 8)	2	15	48-7780	Screw - Cap Hex. Hd.	4
7	71-2380	Washer	2	16	3256-23	Washer - Flat	4
8	71-2390	Rivet - Pop	2	17	3296-29	Nut - Lock	4
9	323-6	Screw - Cap Hex. Hd.	2	18	32121-4	Pin - Roll	1
				19	27-4720	Pin - Pivot, Seat	1
				20	3230-22	Bolt - Carriage	1

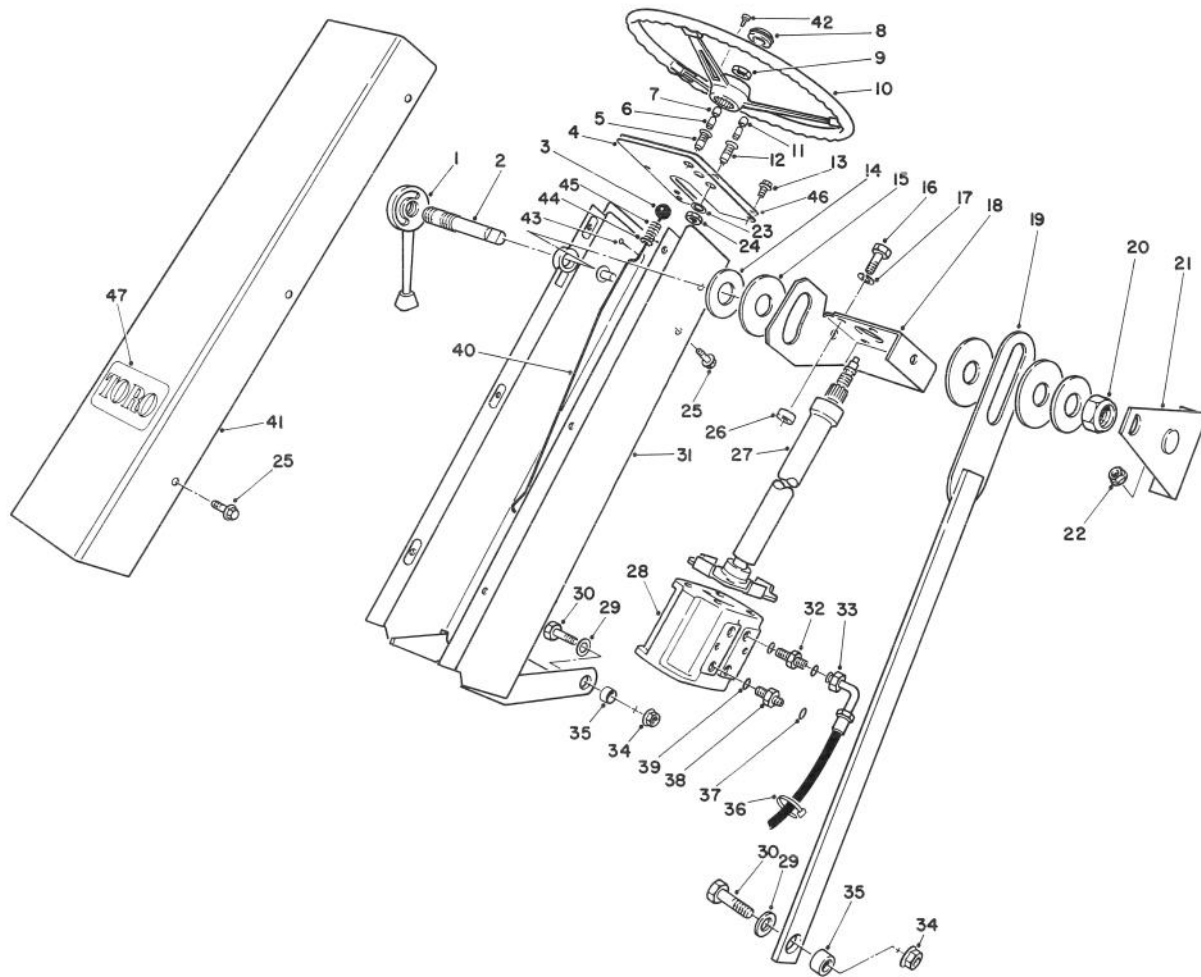


T-0483-90

SEAT SUSPENSION ASSEMBLY

Ref. No.	Part No.	Description	No. Used	Ref. No.	Part No.	Description	No. Used
1	40-4010	Roller	4	19	71-2330	Ring - Snap	2
2	71-2180	Bearing	4	20	71-2340	Absorber - Shock	1
3	71-2190	Pin	1	21	71-2320	Pin	2
4	71-2290	Bearing - Triple	1	22	71-2170	Pin	1
5	40-4090	Rivet - Pop	2	23	71-2270	Nut - Special	1
6	40-4080	Track - U	1	24	40-4070	Washer	3
7	40-4120	Plate - Rubber	1	25	40-4310	Bearing - Thrust Needle	1
8	71-2310	Plate - Lower Suspension (Incl. Ref. #5-7 & 9)	1	26	40-4060	Washer - Rubber	1
9	71-2300	Bumper	2	27	71-2260	Spring	2
10	71-2280	Band - Weight Indicator	1	28	40-4340	Spring - Extension	1
11	40-4150	Roller	1	29	40-4350	Spring - Extension	2
12	40-4160	Guide - Sleeve	1	30	40-4360	Plate	1
13	71-2210	Pin	1	31	40-4370	Bolt	1
14	71-2230	Ring - Snap	1	32	40-4380	Bracket - Release	2
15	71-2240	Knob Assembly (Incl. Ref. #13, 14 & 16)	1	33	71-2200	Bracket - Swing Arm (Incl. Ref. #1-3, 22 & 29-32)	1
16	71-2220	Pin	1	*	71-0480	Suspension Assembly (Incl. Ref. #1-33, & 6-8, 12 & 13, from page 2)	1
17	40-4230	Plug	1				
18	71-2250	Bracket - Spring	1				

*Not Illustrated



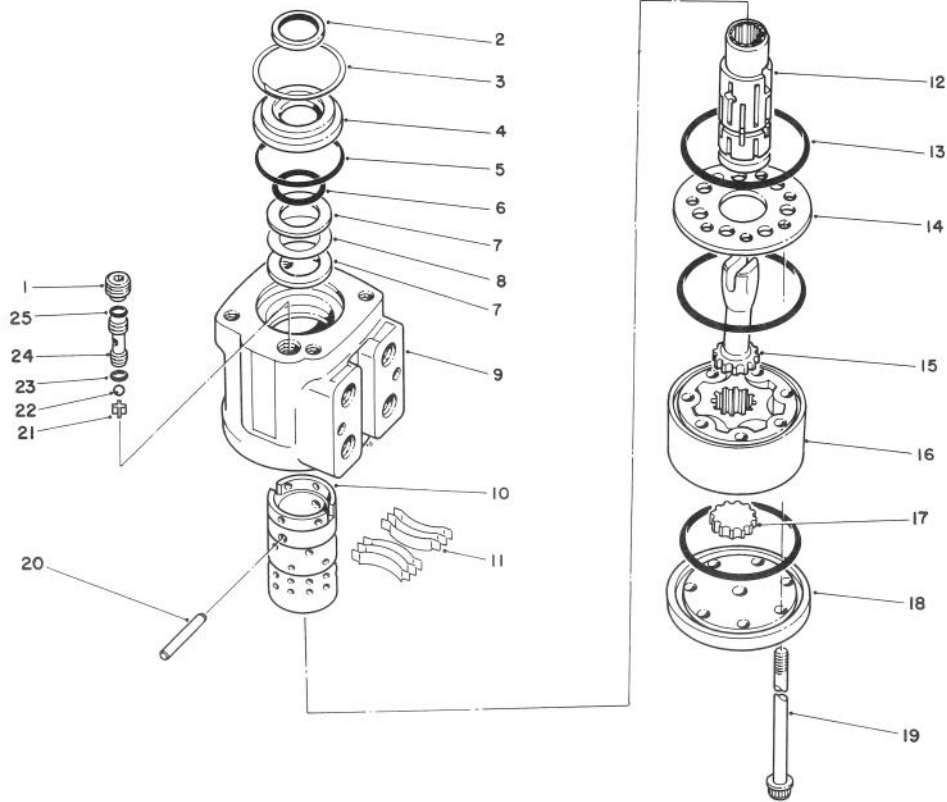
STEERING TOWER ASSEMBLY

T-0338-90

Ref. No.	Part No.	Description	No. Used
1	69-1560	Lever - Lock	1
2	69-9230	Shaft - Steering Pivot	1
3	233-17	Knob	1
4	69-9440	Panel - Steering Tower	1
5	44-2210	Body - Indicator Light (Incl. Ref. #6-7 & 23-24)	1
†6		Bulb - Indicator Light (#1891)	3
7	218-533	Lens - Indicator Light (Red)	1
8	213-31	Cover - Steering Wheel	1
9	47-6990	Nut - Hex.	1
10	68-8080	Wheel - Steering	1
11	218-562	Lens - Indicator Light (Amber)	2
12	44-2212	Body - Indicator Light (Incl. Ref. #6, 11 & 23-24)	2
13	32144-64	Screw - Hex. Washer Hd.	4
14	20-9500	Spacer	2
15	31-0390	Washer - Friction	3
16	323-7	Screw - Cap Hex. Hd.	4
17	3253-21	Washer - Lock	4
18	69-9540	Bracket - Steering Gear	1
19	69-7760	Link - Steering Gear	1
20	3296-49	Nut - Lock	1
21	69-7740	Support - Steering Gear	1
22	32128-20	Nut - Flange Lock	2
23	218-536	Washer - Lock	3

Ref. No.	Part No.	Description	No. Used
24	218-535	Nut - Hex.	3
25	3234-14	Screw - Hex. Washer Hd.	8
26	46-1600	Spacer	4
27	71-0540	Column - Steering	1
28	69-1850	Valve - Power Steering	1
29	3256-26	Washer - Flat	3
30	325-5	Screw - Cap Hex. Hd.	3
31	69-8160	Tower - Steering	1
32	340-133	Fitting - Hydraulic Straight (Incl. Ref. #37 & 39)	3
33	69-5500	Hose - Hydraulic	4
34	32128-23	Nut - Flange Lock	3
35	28-0380	Spacer	3
36	3290-378	Tie-Cable	2
37	237-22	Seal - O-Ring	4
38	69-6980	Valve - Check (Incl. Ref. # 37 & 39)	1
39	237-79	Seal - O-Ring	4
40	71-4060	Rod - Brake Latch	1
41	69-8510	Cover - Steering Tower	1
42	32144-96	Screw - Mach. Round Hd.	3
43	3272-5	Pin - Cotter	1
44	3256-22	Washer - Flat	1
45	3-3251	Spring - Compression	1
46	69-0970	Panel - Control	1
47	62-5550	Decal	1

†Obtain Locally



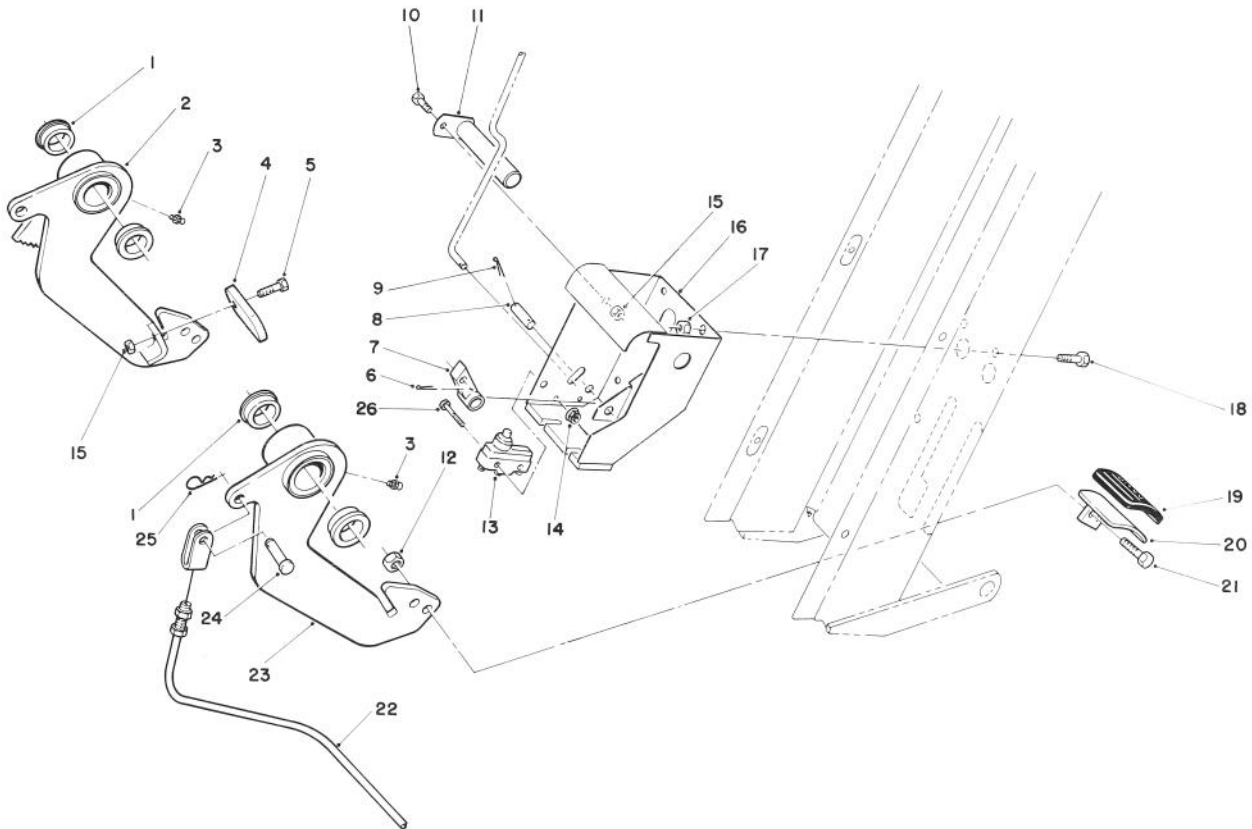
T-0383-90

POWER STEERING VALVE ASSEMBLY NO. 69-1850

Ref. No.	Part No.	Description	No. Used	Ref. No.	Part No.	Description	No. Used
1	52-9260	Screw - Set	1	17	69-1880	Spacer	1
†2		Seal - 1" ID	1	18	59-6890	Cap - End	1
3	52-9230	Ring - Retaining	1	19	69-1870	Screw - Cap	7
4	52-9240	Bushing - Gland Seal	1	20	59-6830	Kit - Centering Pin	1
†5		Seal - 1.875" ID	1	21	52-9290	Retainer - Check Ball	1
†6		Seal - Quad Ring	1	22	52-9280	Ball - Check	1
7	59-6730	Race - Bearing	2	†23		Seal	1
8	59-6740	Bearing - Needle Thrust	1	24	52-9270	Seat - Check Ball	1
†9		Housing	1	†25		Seal	1
†10		Sleeve - Control	1	*	52-9250	Needle Bearing Kit (Incl. Ref. #7-8)	1
11	59-6820	Centering Spring Kit	1	*	59-6810	Control Parts Assembly (Incl. Ref. #9-12 & 20)	1
†12		Spool - Control	1	*	49-0170	Seal Kit (Incl. Ref. #2, 5-6, 13, 23 & 25)	1
†13		Seal	3				
14	59-6850	Plate - Spacer	1				
15	59-6860	Drive	1				
16	69-1860	Gerotor	1				

* Not Illustrated

† Not Serviceable Separately



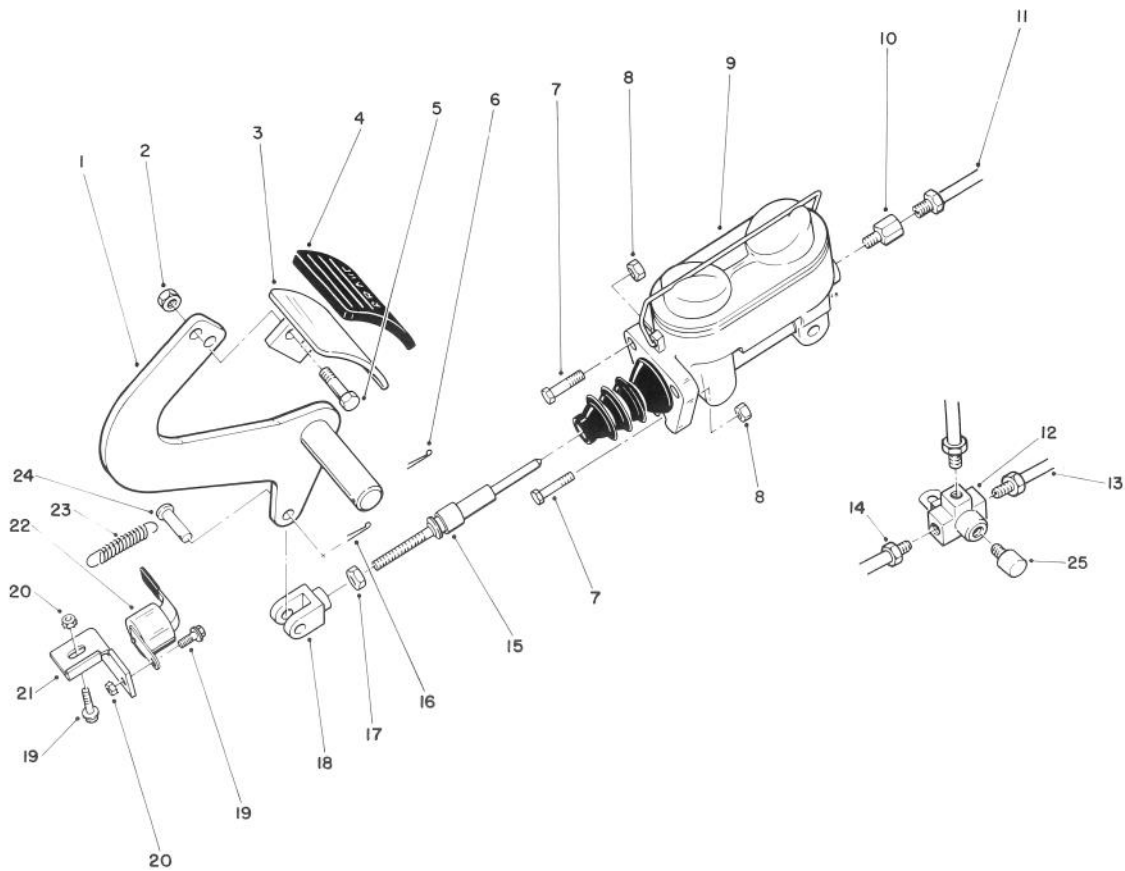
T-0339A-90

STEERING BRAKE ASSEMBLY

Ref. No.	Part No.	Description	No. Used
1	256-247	Bushing - Flange	4
2	69-7890	Arm - Brake R.H. (Incl. Ref. #1 & 3)	1
3	302-5	Fitting - Grease	2
4	69-9210	Lever - Brake Latch	1
5	321-4	Screw - Cap Hex. Hd.	1
6	3272-5	Pin - Cotter	1
7	69-7720	Pawl - Brake	1
8	69-9200	Pin - Brake Pawl	1
9	3272-6	Pin - Cotter	2
10	321-2	Screw - Cap Hex. Hd.	1
11	69-7790	Pin - Brake Arm	1
12	32152-1	Nut - Lock	4
13	29-6163	Switch - Micro	1
14	3296-9	Nut - Lock	2

Ref. No.	Part No.	Description	No. Used
15	32152-4	Nut - Lock	2
16	69-7840	Mount - Brake Arm	1
17	32128-20	Nut - Lock	3
18	3234-14	Screw - Cap Hex. Hd.	3
19	49-6171	Pad - Brake Pedal L.H.	1
*	49-6172	Pad - Brake Pedal R.H.	1
20	69-7700	Pedal - Brake	2
21	323-4	Screw - Cap Hex. Hd.	4
22	69-5670	Cable - Brake	2
23	69-7880	Arm - Brake L.H. (Incl. Ref. #1 & 3)	1
24	283-1	Pin - Clevis	2
25	3290-307	Pin - Cotter, Hair	2
26	3249-11	Screw - Machine	2
*	3290-378	Tie - Cable	3

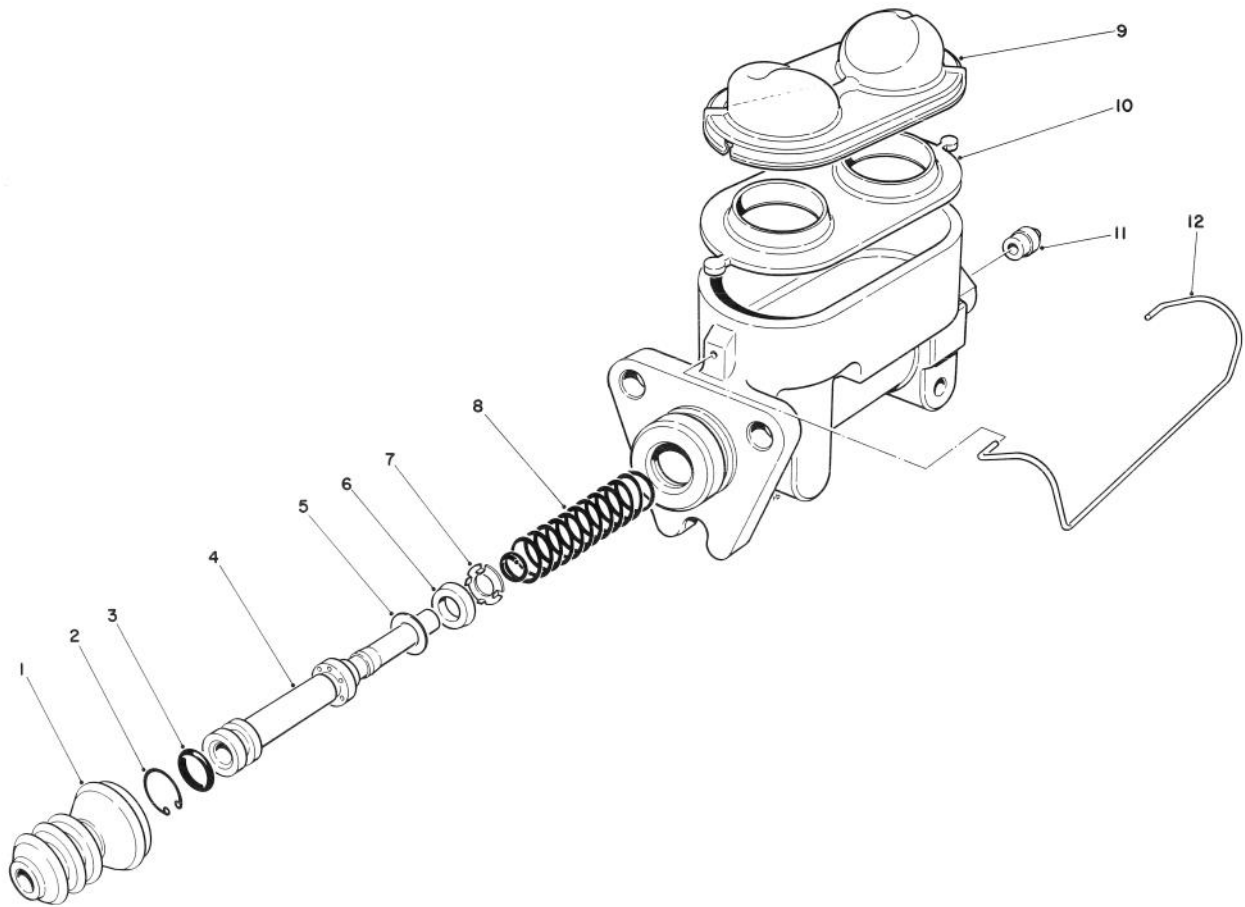
*Not Illustrated



T-0341A

SERVICE BRAKE ASSEMBLY

Ref. No.	Part No.	Description	No. Used	Ref. No.	Part No.	Description	No. Used
1	69-8750	Arm - Brake	1	14	74-2520	Tube - Hydraulic R.H.	1
2	32152-1	Nut - Lock	2	15	69-9340	Rod - Brake	1
3	69-7700	Pedal - Brake	1	16	3272-10	Pin - Cotter	1
4	49-6170	Pad - Brake	1	17	3220-2	Nut - Jam	1
5	322-3	Screw - Cap Hex. Hd.	2	18	282-2	Clevis - Brake Rod	1
6	3272-12	Pin - Cotter	1	19	3234-13	Screw - Hex. Washer Hd.	2
7	323-7	Screw - Cap Hex. Hd.	3	20	32149-2	Nut - Keps	2
8	32128-21	Nut - Lock	3	21	69-9160	Bracket - Brake Switch	1
9	69-2640	Master Cylinder Assembly	1	22	69-0750	Switch - Brake	1
10	353-994	Adapter	1	23	21-1830	Spring - Extension	1
11	74-2530	Tube - Hydraulic	1	24	283-1	Pin - Clevis	1
12	218-243	Fitting - Tee	1	25	218-242	Switch - Brake	1
13	74-2510	Tube - Hydraulic L.H.	1				



T-0384-90

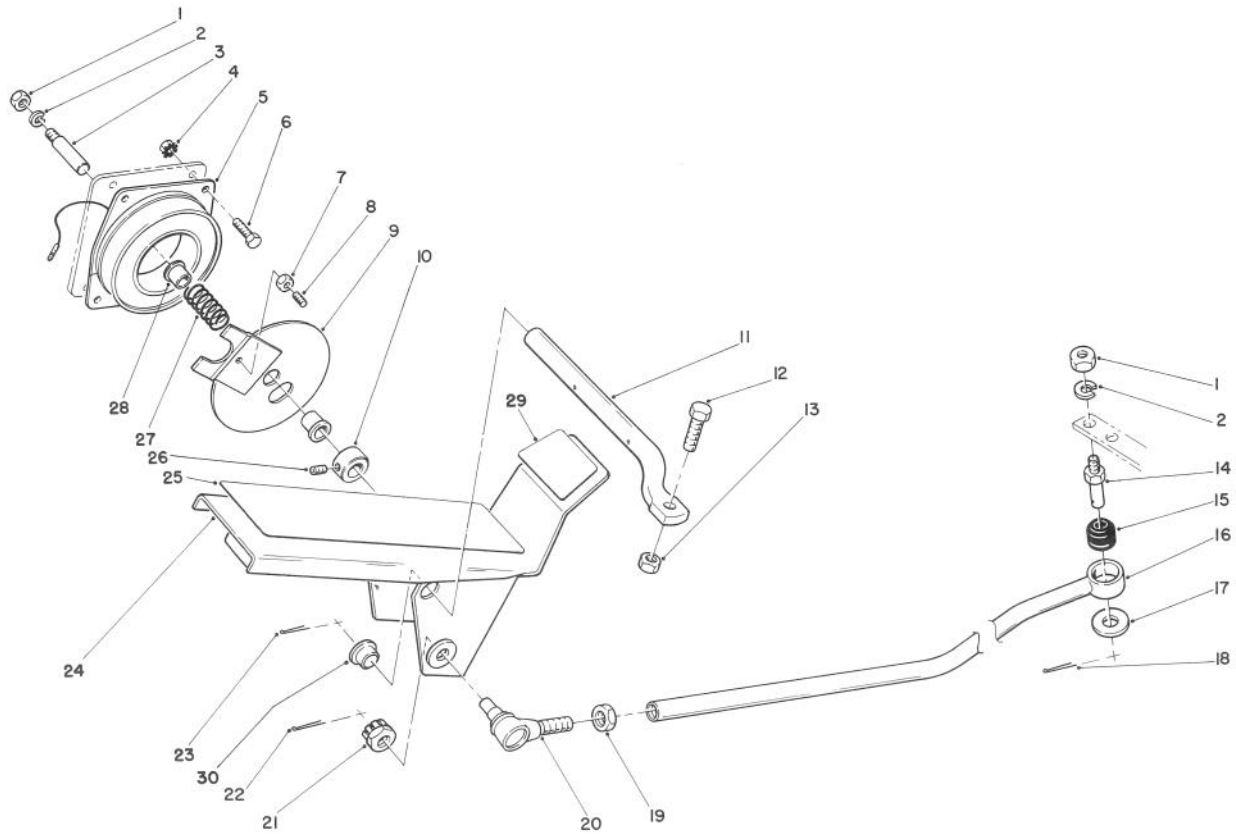
BRAKE SYSTEM MASTER CYLINDER NO. 69-2640

Ref. No.	Part No.	Description	No. Used
1	69-2650	Boot - Rod	1
2	69-2660	Ring - Retaining	1
†3		Seal - Lip	1
†4		Piston	1
†5		Protector - Cup	1
†6		Cup - Pumping	1
†7		Retainer - Cup	1

Ref. No.	Part No.	Description	No. Used
†8		Spring - Piston Return	1
9	69-2750	Cover - Reservoir	1
10	69-2760	Gasket - Diaphragm	1
11	69-2770	Seat - Tube	1
12	69-2740	Bail - Cover	1
*	69-2730	Piston Assembly (Incl. Ref. #3-8)	1

*Not Illustrated

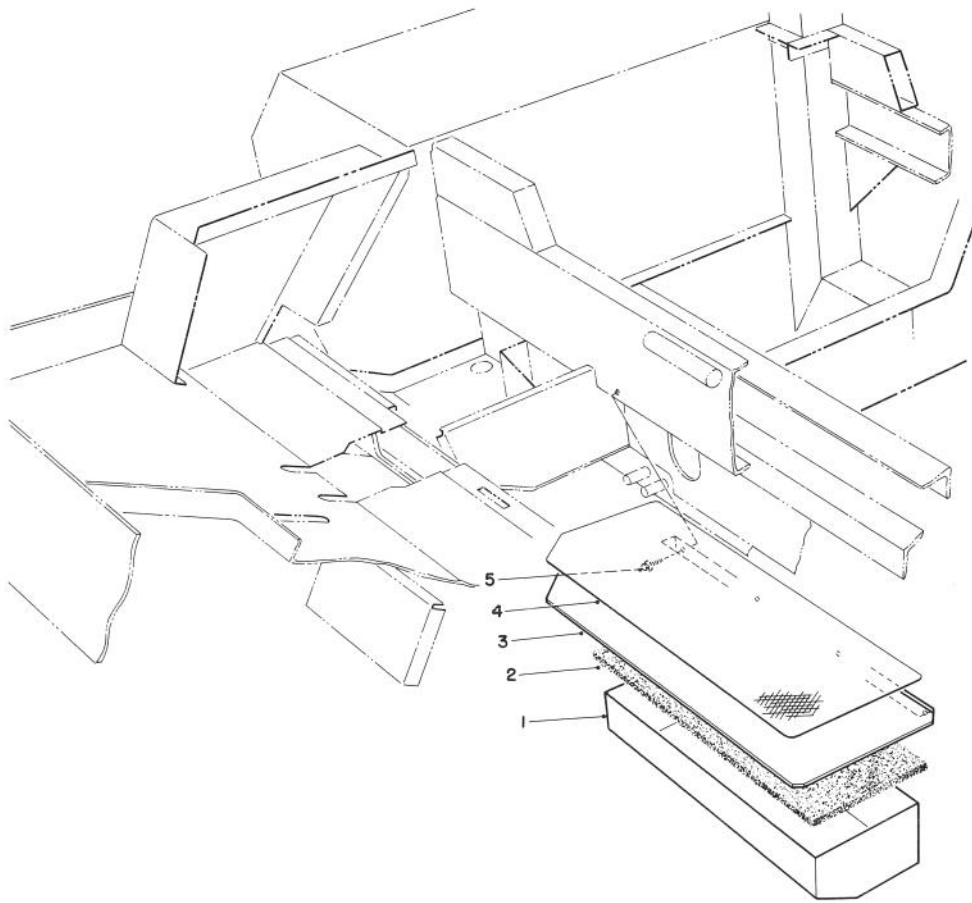
†Not serviceable separately.



T-0351-90

TRACTION PEDAL & CRUISE CONTROL ASSEMBLY

Ref. No.	Part No.	Description	No. Used	Ref. No.	Part No.	Description	No. Used
1	3217-7	Nut - Lock	2	16	74-2700	Rod - Control	1
2	3253-21	Washer - Lock	2	17	3256-6	Washer - Flat	1
3	69-9170	Shaft - Cruise Control	1	18	3272-10	Pin - Cotter	1
4	32149-2	Nut - Keps	4	19	3220-5	Nut - Jam	1
5	42-1720	Field Core Coil Assembly	1	20	21-0140	Joint - Ball (Incl. Ref. #21)	1
6	321-4	Screw - Cap Hex. Hd.	4	21	32136-4	Nut - Castle	1
7	3217-26	Nut - Lock	1	22	3272-6	Pin - Cotter	1
8	3245-31	Screw - Set	1	23	3272-7	Pin - Cotter	2
9	43-6110	Plate - Clutch	1	24	69-7650	Pedal - Traction	1
10	43-6320	Collar - Locking	1	25	71-0440	Abrasive - Pedal Front	1
11	69-9390	Shaft - Pedal	1	26	3245-32	Screw - Set	1
12	3234-14	Screw - Cap Hex. Hd.	1	27	43-6200	Spring - Compression	1
13	32128-20	Nut - Lock	1	28	256-273	Bushing - Flange	2
14	69-9030	Post - Neutral Device	1	29	71-0450	Abrasive - Pedal Rear	1
15	23-2270	Bushing - Rubber	1	30	256-156	Bushing - Flange	2

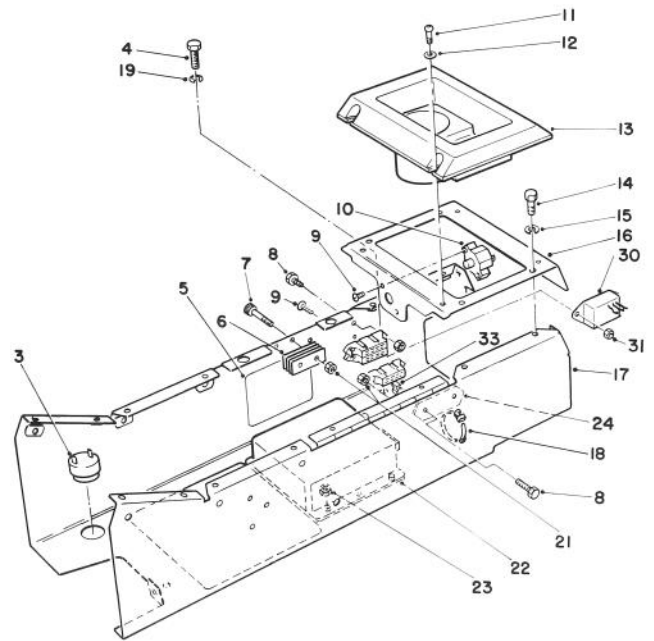
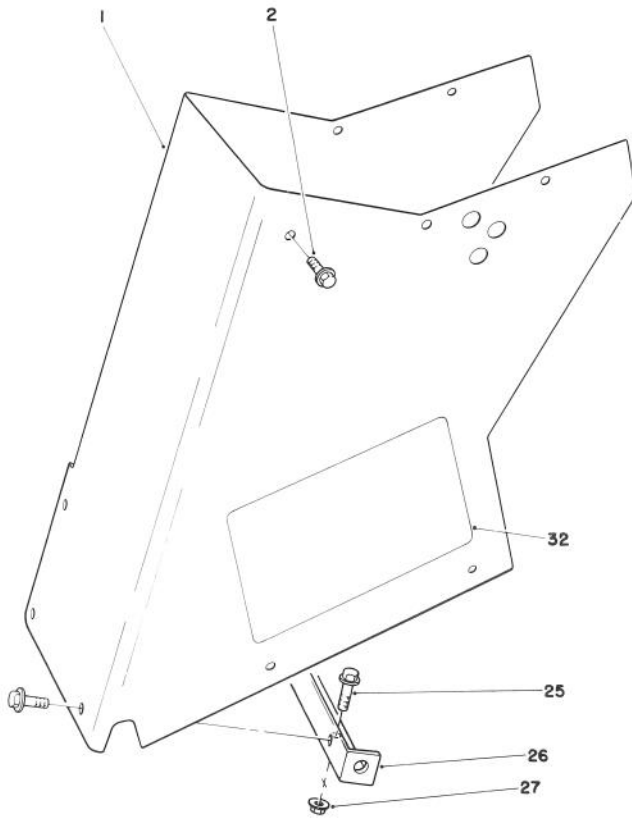


TOOL BOX ASSEMBLY

T-0876-90

Ref. No.	Part No.	Description	No. Used
1	69-8110	Box - Tool	1
2	69-9430	Foam - Tool Box	1
3	69-8080	Cover - Tool Box	1

Ref. No.	Part No.	Description	No. Used
4	71-0410	Cover - Abrasive	1
5	3234-14	Screw - Hex. Flange Hd.	4



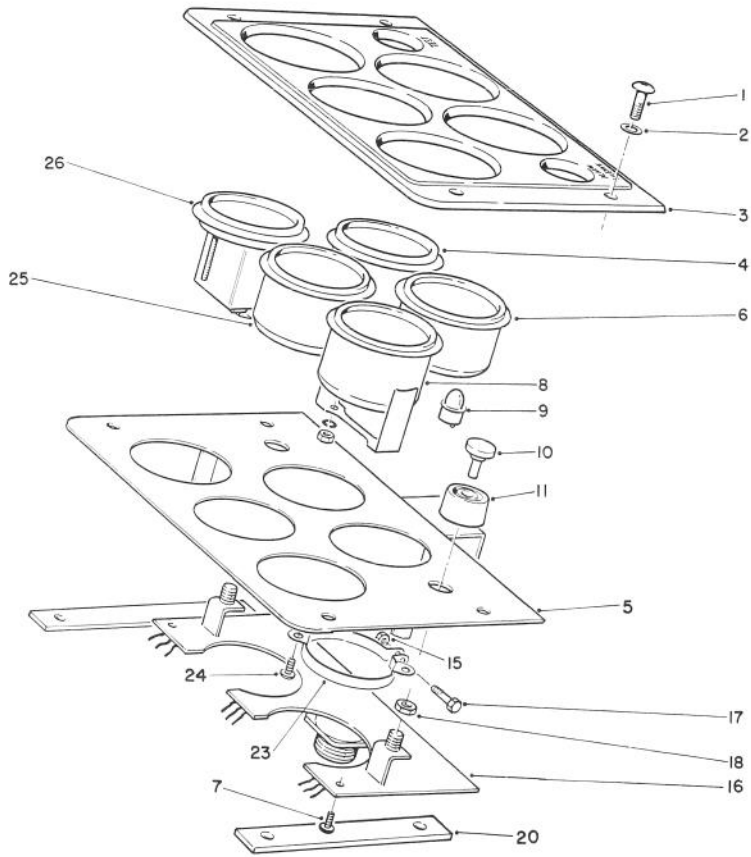
T-0340C

CONTROL BOX ASSEMBLY

Ref. No.	Part No.	Description	No. Used
1	69-9560	Housing - Control	1
2	3234-7	Screw - Hex. Washer Hd.	11
3	80-9330	Alarm - Audio	1
4	323-4	Screw - Cap Hex. Hd.	4
5	71-4270	Decal - Fuse	1
6	69-6260	Magnet	1
7	32105-1	Screw - Hex. Socket Hd.	2
8	32105-13	Screw - Hex. Hd.	6
9	32122-53	Screw - Phil. Truss Hd.	4
10	43-4000	Breaker - Circuit 40A	1
11	3290-133	Screw - Round Hd.	4
12	3256-22	Washer - Flat	4
13	69-7040	Holder - Cup	1
14	321-3	Screw - Cap Hex. Hd.	4
15	3253-3	Washer - Lock	4
16	71-2430	Plate - Rear	1
17	71-4130	Support - Control	1
18	3290-378	Tie - Cable	2

Ref. No.	Part No.	Description	No. Used
19	3253-21	Washer - Lock	4
21	3296-2	Nut - Lock	8
22	71-2480	Controller	1
23	32149-7	Nut - Keps	3
24	67-7160	Block - Fuse	4
25	3234-14	Screw - Cap Hex. Hd.	2
26	69-8210	Support - Cover	1
27	32128-20	Nut - Flange Lock	2
30	84-5270	Regulator - Voltage	1
31	3296-54	Nut - Lock	2
32	80-4890	Decal - Service	1
33	218-581	Fuse - 15A	5
*	85-6360	Wire Harness Assembly (Incl. Ref. #24)	1
*	218-573	Fuse - 5A	9
*	218-578	Fuse - 10A	1
*	3290-378	Tie - Cable	25

*Not Illustrated

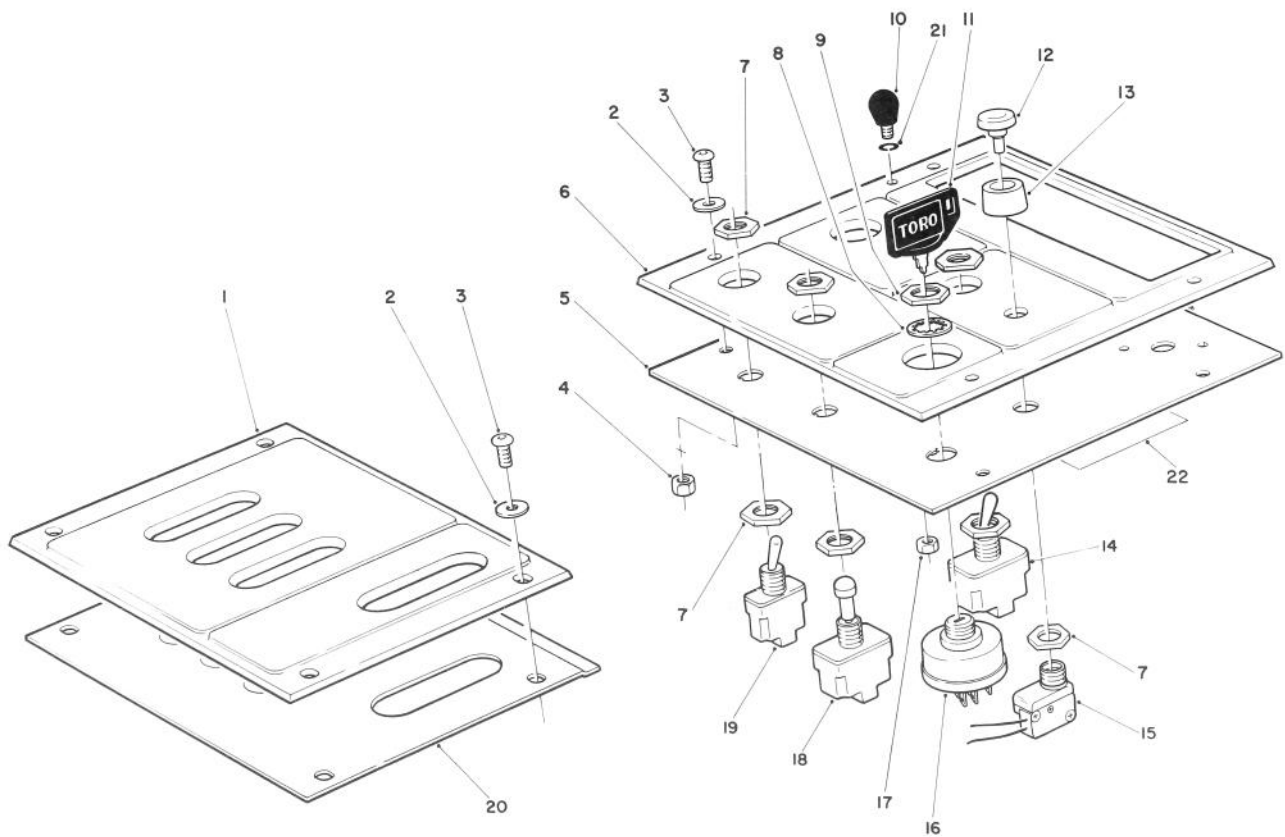


UPPER CONTROL PANEL ASSEMBLY

T-1448

Ref. No.	Part No.	Description	No. Used
1	3290-133	Screw - Round Hd.	4
2	3256-23	Washer	4
3	71-4230	Panel	1
4	71-4210	Cluster - Warning Light	1
5	86-7410	Plate - Gage	1
6	71-4200	Cluster - Warning Light	1
7	32104-16	Screw - Tapping	4
8	63-7430	Gauge - Temperature	1
9	219-17	Bulb - Light	8
10	43-6280	Button	2

Ref. No.	Part No.	Description	No. Used
11	43-6420	Bezel	2
15	3296-2	Nut - Lock	2
16	85-6320	Board - Instrument	1
17	32105-1	Screw - Cap Hex. Hd.	2
18	218-498	Nut	2
20	71-4250	Spacer	2
23	69-4780	Clamp - Gauge	2
24	32144-39	Screw - Round Hd.	4
25	66-2940	Gauge - Fuel	1
26	66-2950	Hourmeter	1

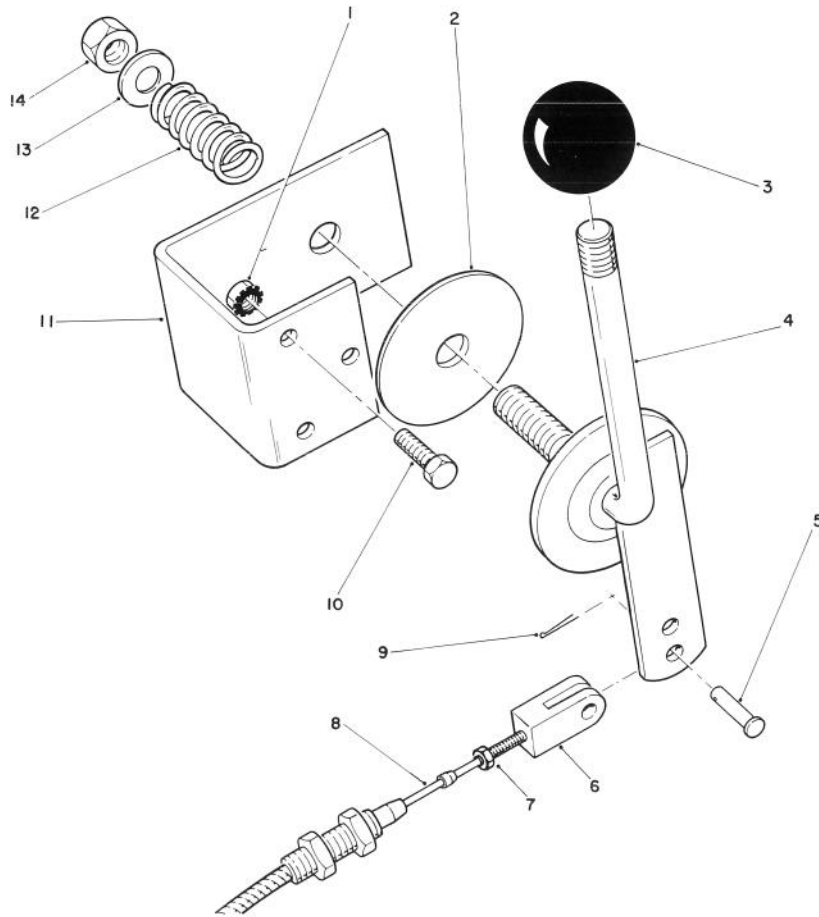


T-0371A

LOWER CONTROL PANEL ASSEMBLY

Ref. No.	Part No.	Description	No. Used
1	69-0980	Panel - Lever	1
2	3256-22	Washer - Flat	8
3	3290-133	Screw - Round Hd.	8
4	3296-42	Nut - Lock	4
5	71-2460	Plate - Control	1
6	69-0990	Panel - Control	1
7	218-498	Nut - Hex	10
8	218-447	Washer - Lock	1
9	218-446	Nut - Hex	1
10	233-66	Knob	1
11	63-8360	Key - Ignition	1
12	43-6280	Button - Switch	2
13	43-6420	Bezel - Switch	2
14	69-9740	Switch - Toggle	

Ref. No.	Part No.	Description	No. Used
		(Incl. Ref. #7)	1
15	72-9760	Switch - Push Button (Incl. Ref. #7, 12 & 13)	2
16	27-2360	Switch - Ignition (Incl. Ref. #8 & 9)	1
17	3290-392	Nut - Lock	1
18	69-9730	Switch - Toggle (Incl. Ref. #7)	1
19	71-4170	Switch - Toggle (Incl. Ref. #7)	1
20	69-9310	Plate - Lever	1
21	3253-15	Washer - Lock	A/R
22	74-2340	Decal - Fuse	1



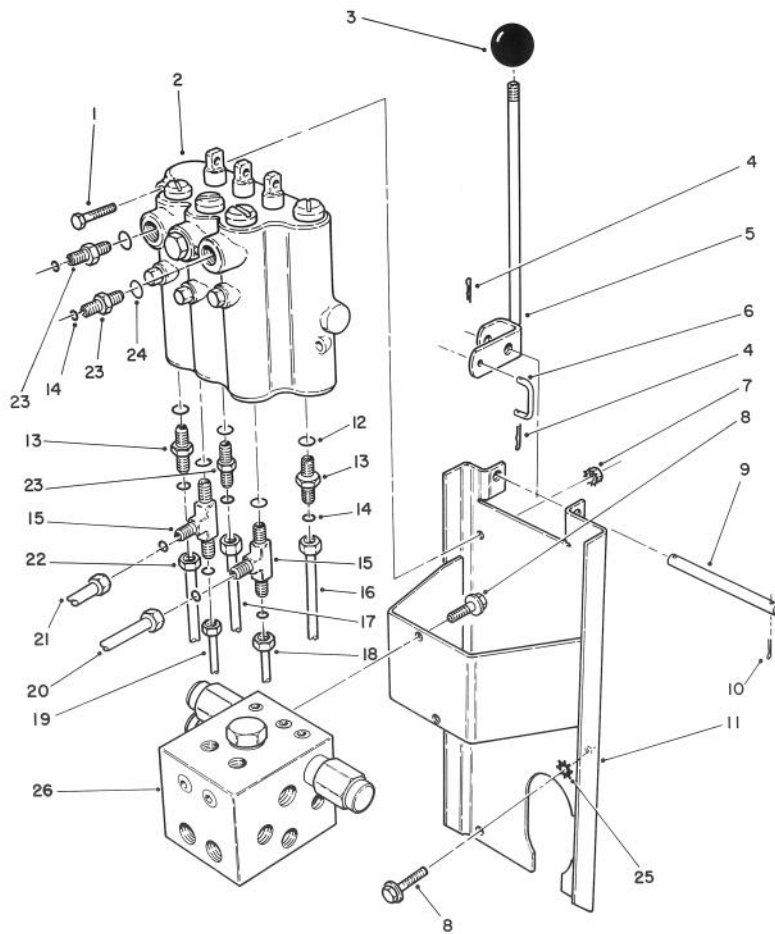
T-0352A-90

THROTTLE ASSEMBLY

Ref. No.	Part No.	Description	No. Used
1	3296-42	Nut - Keps	3
2	3-2858	Disc - Friction	1
3	233-48	Knob	1
4	69-8040	Arm - Throttle	1
5	283-67	Pin - Clevis Arm End	1
*	69-0090	Pin - Clevis Engine End	1
6	282-28	Clevis - Adjustable	2
7	3219-14	Nut - Hex.	2

Ref. No.	Part No.	Description	No. Used
8	77-2990	Cable - Throttle	1
9	3272-1	Pin - Cotter	3
10	321-3	Screw - Cap Hex. Hd.	3
11	69-9130	Bracket - Throttle	1
12	3-8596	Spring - Compression	1
13	3256-26	Washer - Flat	1
14	3296-23	Nut - Lock	1

*Not Illustrated

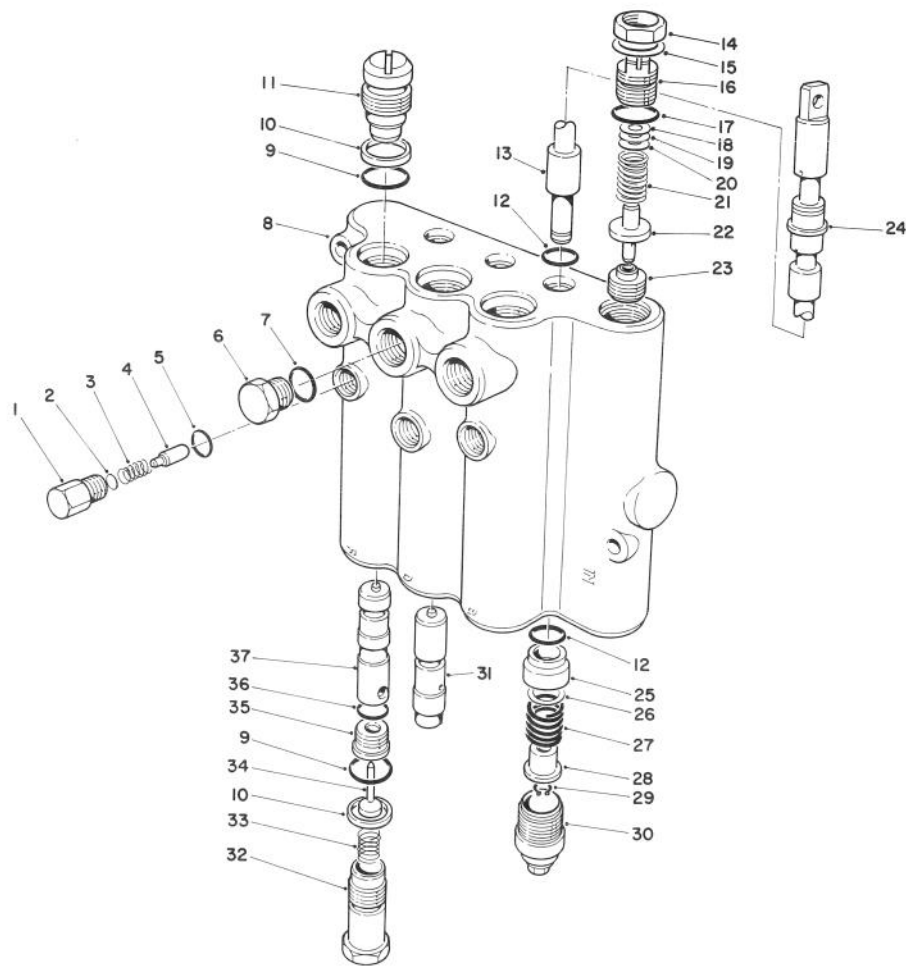


T-0355-90

LIFT VALVE INSTALLATION ASSEMBLY

Ref. No.	Part No.	Description	No. Used	Ref. No.	Part No.	Description	No. Used
1	321-10	Screw - Cap Hex. Hd.	2	14	237-22	Seal - O-Ring	9
2	69-1780	Lift Valve Assembly	1	15	340-86	Fitting - Hydraulic Tee (Incl. Ref. #14 & 24)	2
3	233-42	Knob	3	16	69-5860	Tube - Hydraulic	1
4	3272-1	Pin - Cotter	6	17	69-5720	Tube - Hydraulic	1
5	69-7010	Lever - Valve L.H.	1	18	69-5700	Tube - Hydraulic	1
*	69-6990	Lever - Valve Mid.	1	19	69-5740	Tube - Hydraulic	1
*	69-7000	Lever - Valve R.H.	1	20	69-5680	Tube - Hydraulic	1
6	69-9140	Link - Valve Lever	3	21	69-5890	Tube - Hydraulic	1
7	32149-2	Nut - Keps	2	22	69-5870	Tube - Hydraulic	1
8	3234-14	Screw - Hex. Flange Hd.	6	23	340-2	Fitting - Hydraulic Straight (Incl. Ref. #14 & 24)	3
9	69-9150	Shaft - Valve Lever	1	24	237-42	Seal - O-Ring	5
10	3272-6	Pin - Cotter	2	25	3254-6	Washer - Lock	1
11	69-7810	Bracket - Valve	1	26	69-4060	Counterbalance Manifold Assembly	1
12	237-79	Seal - O-Ring	2				
13	340-3	Fitting - Hydraulic Straight (Incl. Ref. #12 & 14)	2				

*Not Illustrated



LIFT VALVE ASSEMBLY NO. 69-1780

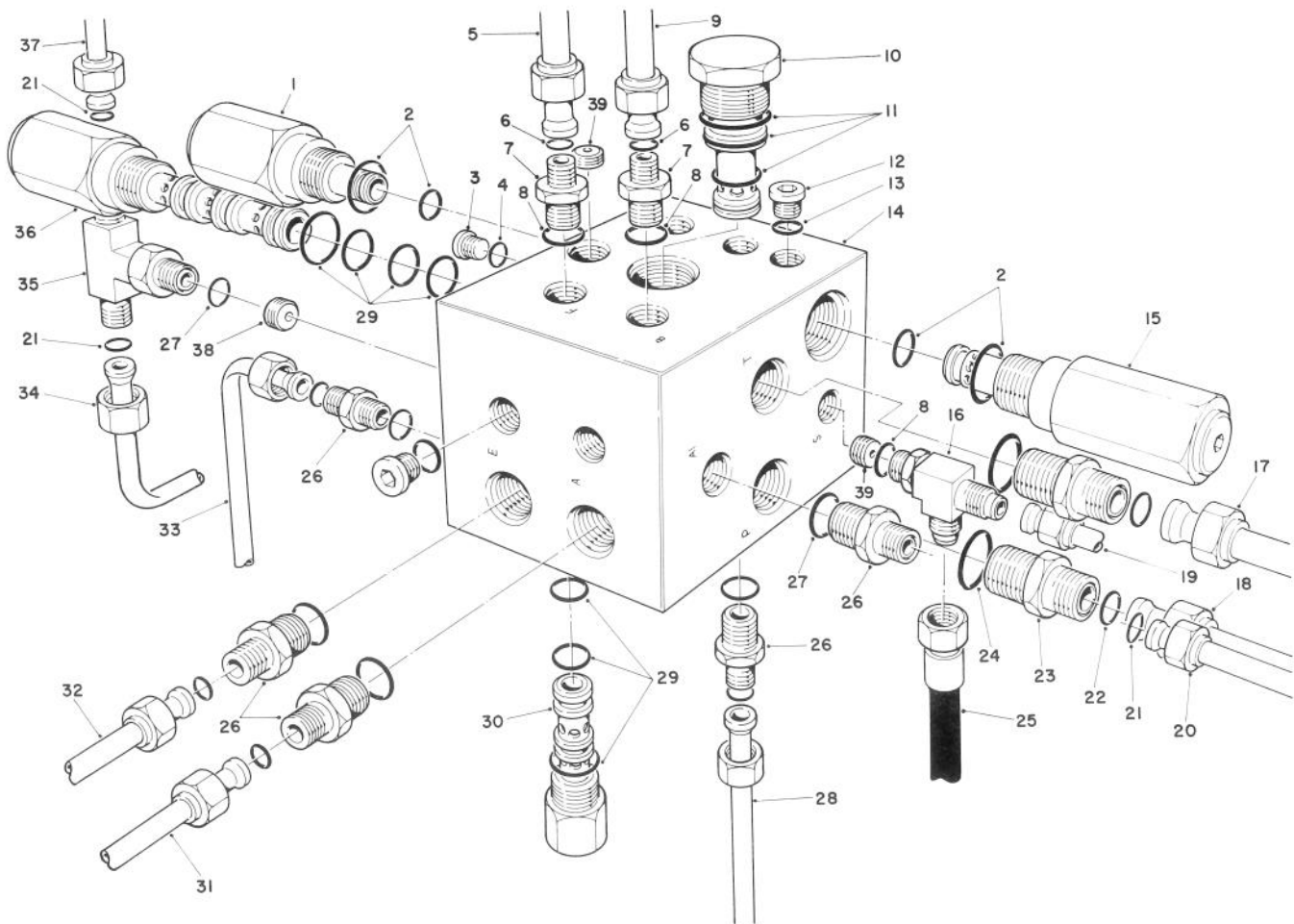
T-0379-90

Ref. No.	Part No.	Description	No. Used
1	58-6780	Plug Assy. (Incl. Ref. #5)	3
2	60-6450	Disc	A/R
3	58-6760	Spring	3
4	58-6770	Plunger - Detent	3
5	58-6790	Seal - O-Ring	3
6	58-6710	Plug Assy. (Incl. Ref. #7)	1
7	58-6720	Seal - O-Ring	1
†8		Body	1
9	60-5720	Seal - O-Ring	6
10	58-6370	Washer - Back-Up	6
11	58-6350	Plug Assembly (Incl. Ref. #9-10)	3
12	58-6450	Seal - O-Ring	6
†13		Spool	3
14		Nut - Lock	1
15		Washer	1
16	69-1830	Plug Assembly (Incl. Ref. #14, 15 & 17)	1
17	58-6750	Seal - O-Ring	1
18	58-6470	Washer	A/R
19	58-6480	Washer	A/R
20	58-6490	Washer	A/R

Ref. No.	Part No.	Description	No. Used
21	69-1820	Spring - Black	1
22	58-6440	Poppet	1
†23		Seat	1
24	58-6320	Wiper - Seal	3
25	58-6400	Bushing	3
26	58-6700	Washer	3
27	58-6730	Spring	3
28	58-6310	Spacer	3
29	58-6460	Ring - Retaining	3
30	58-6420	Cap Assembly	3
31	69-1840	Plunger	1
32	69-1800	Plug Assembly (Incl. Ref. #9-10)	3
33	69-1810	Spring	3
34	58-6290	Poppet Assembly	3
35	58-6330	Seat Assy. (Incl. Ref. #36)	3
36	58-6340	Seal - O-Ring	3
37	69-1790	Plunger	2
*	60-3780	Seal Kit (Incl. Ref. #5, 7, 9, 10, 12, 17, 24, 29, 34, & 36)	

*Not Illustrated

†Not Serviceable Separately



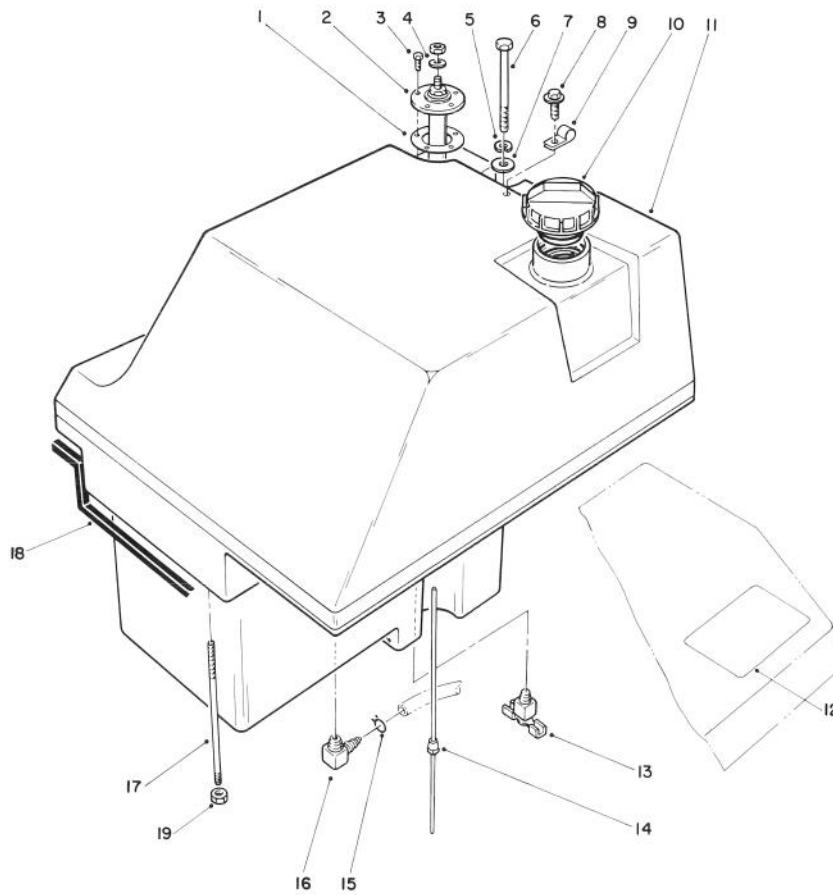
T-0356A-90

COUNTERBALANCE MANIFOLD ASSEMBLY

Ref. No.	Part No.	Description	No. Used
1	69-4080	Valve - Hydraulic Cartridge (Incl. Ref. #2)	1
2	69-4230	Kit - Seal	2
3	353-990	Plug - Hose (Incl. Ref. #4)	2
4	237-78	Seal - O-Ring	2
5	69-5890	Tube - Hydraulic	1
6	237-21	Seal - O-Ring	2
7	340-92	Fitting - Hydraulic Straight (Incl. Ref. #6 & 8)	2
8	237-78	Seal - O-Ring	3
9	69-5680	Tube - Hydraulic	1
10	69-4120	Valve - Hydraulic Cartridge (Incl. Ref. #11)	1
11	69-4240	Kit - Seal	1
12	353-991	Plug - Hole (Incl. Ref. #13)	8
13	237-156	Seal - O-Ring	8
14	69-4070	Manifold - Counter Balance	1
15	69-4100	Valve - Hydraulic Cartridge (Incl. Ref. #2)	1
16	353-566	Tee - Hydraulic (Incl. Ref. #8)	1
17	71-3970	Tube - Hydraulic	1
18	69-5850	Tube - Hydraulic	1
19	69-5910	Tube - Hydraulic	1
20	69-5710	Tube - Hydraulic	1
21	237-22	Seal - O-Ring	7

Ref. No.	Part No.	Description	No. Used
22	237-30	Seal - O-Ring	2
23	340-4	Fitting - Hydraulic Straight (Incl. Ref. #22 & 24)	2
24	237-79	Seal - O-Ring	2
25	69-5660	Hose - Hydraulic Diagnostic	1
26	340-2	Fitting - Hydraulic Straight (Incl. Ref. #21 & 27)	5
27	237-42	Seal - O-Ring	6
28	69-5870	Tube - Hydraulic	1
29	69-4250	Kit - Seal	3
30	69-4110	Valve - Hydraulic Cartridge (Incl. Ref. #29)	2
31	69-5820	Tube - Hydraulic	1
32	69-5830	Tube - Hydraulic	1
33	69-5730	Tube - Hydraulic	1
34	69-5860	Tube - Hydraulic	1
35	340-94	Tee - Hydraulic (Incl. Ref. #21 & 27)	1
36	69-4090	Valve - Hydraulic Cartridge (Incl. Ref. #29)	1
37	69-5920	Tube - Hydraulic	1
*	69-4060	Counterbalance Manifold (Incl. Ref. #1-4, 10-15, 29, 30 & 36)	1
38	69-4140	Plug - Orifice .120	1
39	69-4130	Plug - Orifice .047	2

*Not Illustrated

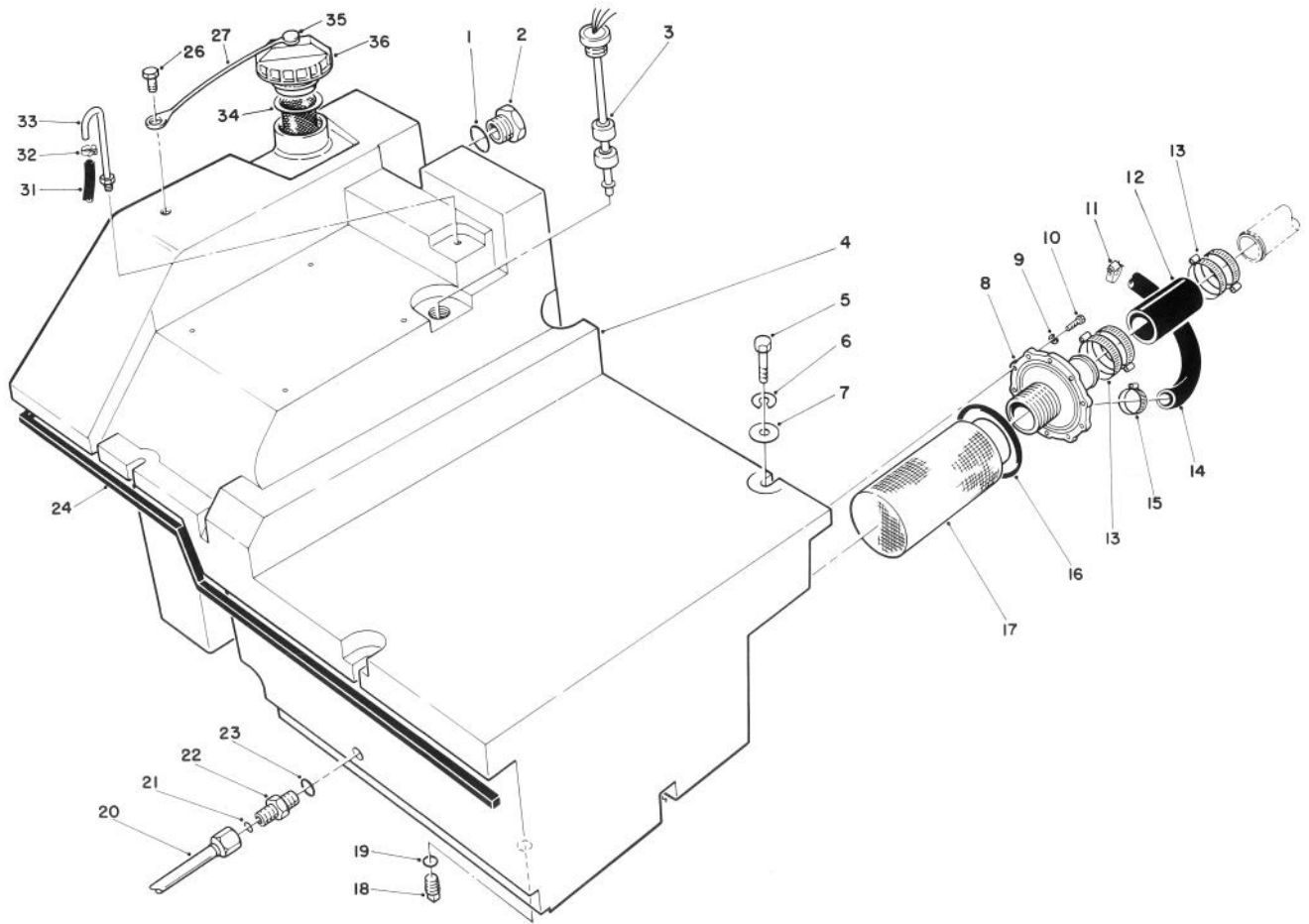


T-0353A-90

FUEL TANK ASSEMBLY

Ref. No.	Part No.	Description	No. Used
1	62-7650	Gasket - Level Sensing Unit	1
2	70-6990	Level Sensing Unit Assembly	1
3	32140-40	Screw - Cap Hex. Hd.	5
4	5-3637	Spacer - Terminal	1
5	3253-21	Washer - Lock	2
6	323-23	Screw - Cap Hex. Hd.	1
7	5-3177	Washer - Flat	1
8	3234-13	Screw - Hex. Washer Hd.	1
9	2412-89	Clamp - R	1
10	70-8620	Cap - Fuel	1

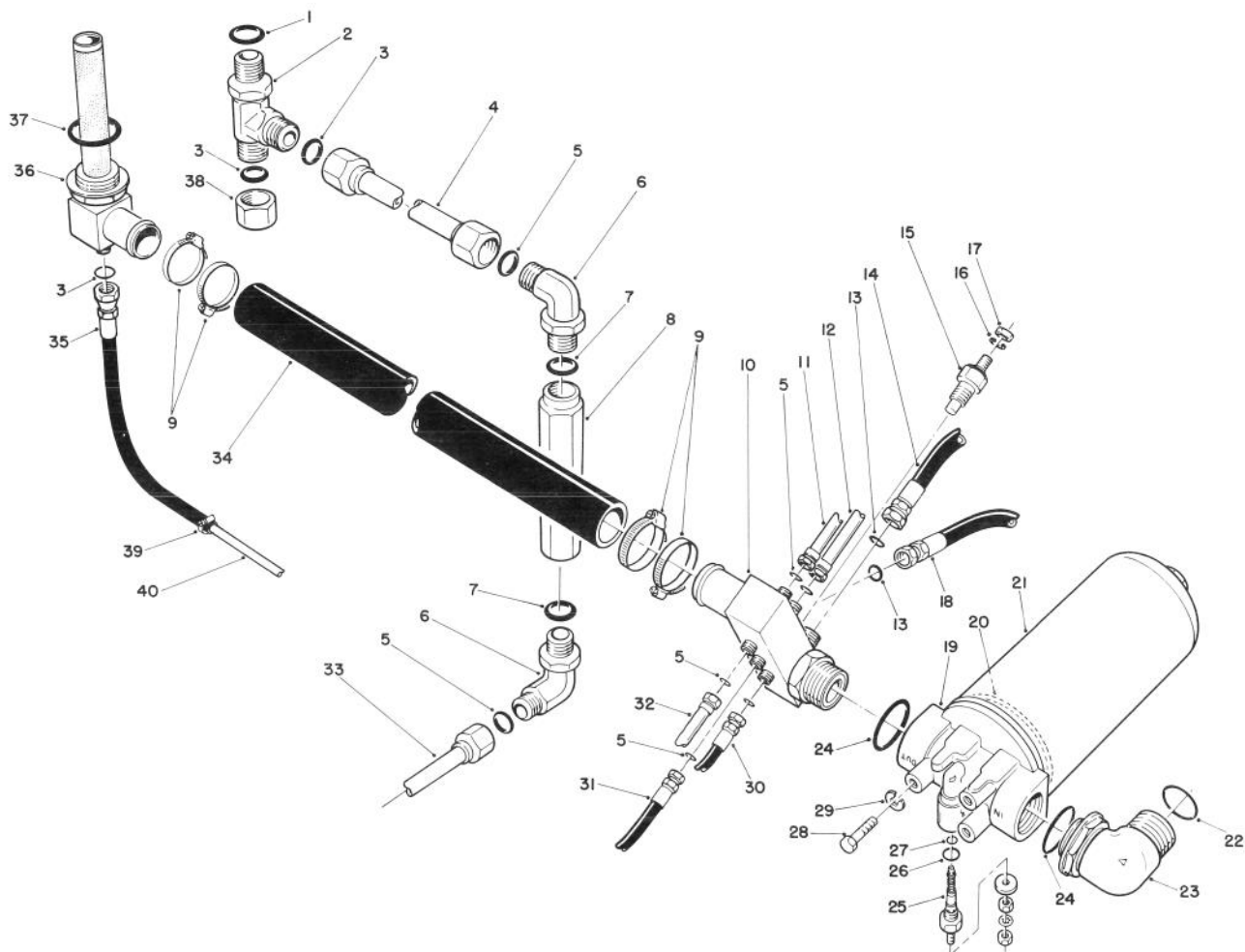
Ref. No.	Part No.	Description	No. Used
11	80-0010	Tank - Fuel	1
12	69-0930	Decal - Warning	1
13	304-46	Drain - Fuel Tank	1
14	69-7200	Tube - Vent	1
15	2412-6	Clamp - Hose	1
16	353-781	Fitting - Fuel 90 Elbow	1
17	72-9550	Stud - Fuel Tank	1
18	68-7572	Strip - Sealing	1
19	3217-7	Nut - Hex.	1



T-0354A-90

HYDRAULIC TANK ASSEMBLY

Ref. No.	Part No.	Description	No. Used	Ref. No.	Part No.	Description	No. Used
1	237-81	Seal - O-Ring	1	18	58-9160	Plug - Drain	1
2	69-1170	Gauge - Sight (Incl. Ref. #1)	1	19	237-80	Seal - O-Ring	3
3	85-6260	Level Sensing Unit	1	20	69-5800	Tube - Hydraulic	1
4	77-5390	Tank - Hydraulic	1	21	237-22	Seal - O-Ring	1
5	323-10	Screw - Cap Hex. Hd.	4	22	340-3	Fitting - Hydraulic Straight (Incl. Ref. #21 & 23)	1
6	3253-21	Washer - Lock	4	23	237-79	Seal - O-Ring	1
7	5-3177	Washer - Flat	4	24	68-7571	Strip - Sealing	1
8	69-1610	Adapter - Suction Hose	1	26	321-2	Screw - Cap, Hex. Hd.	1
9	3253-3	Washer - Lock	10	27	75-0540	Tether - Cap, Reservoir	1
10	321-5	Screw - Cap Hex. Hd.	10	31	71-2680	Hose - Vent	1
11	2412-34	Clamp - Hose	1	32	2412-108	Clamp - Hose	2
12	69-5640	Hose - Suction	1	33	69-4280	Tube - Hydraulic Vent	1
13	2412-42	Clamp - Hose	4	34	61-2790	Filler - Screen	1
14	69-5370	Hose - Auxiliary Suction	1	35	2410-73	Pin - Tether	1
15	2412-3	Clamp - Hose	1	36	70-8640	Cap - Hydraulic (Incl. Ref. #27 & 35)	1
16	237-157	Seal - O-Ring	1				
17	69-1650	Screen - Suction	1				



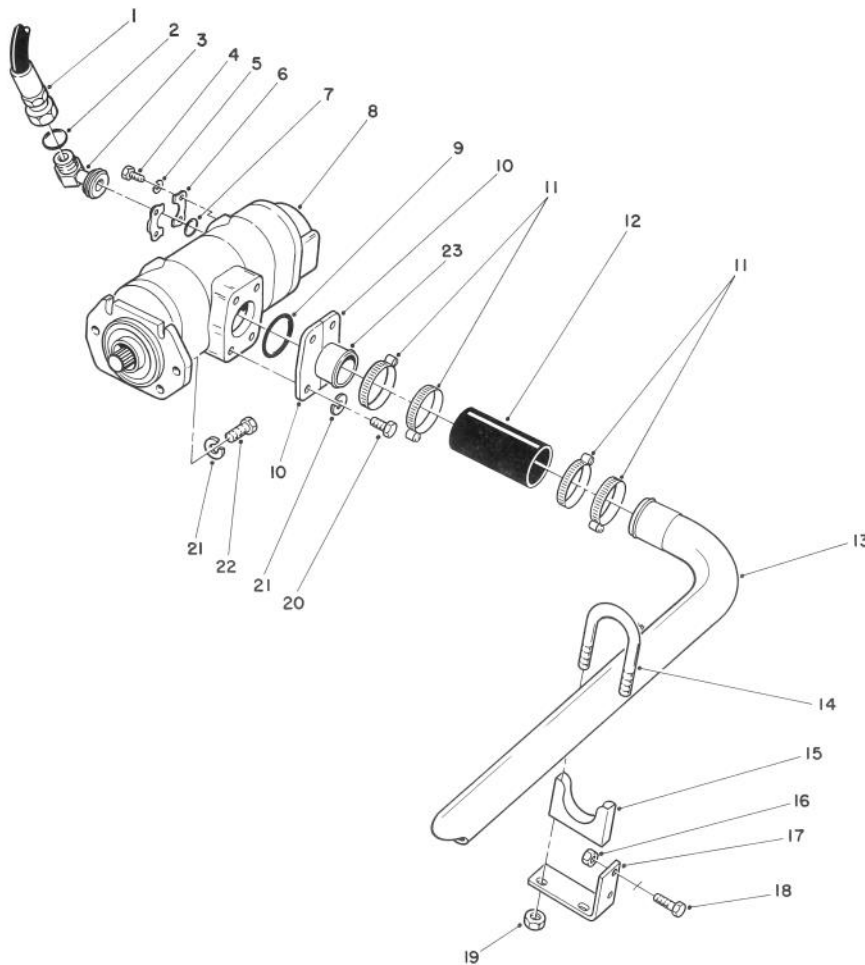
T-0367A

HYDRAULIC FILTER ASSEMBLY

Ref. No.	Part No.	Description	No. Used
1	237-80	Seal - O-Ring	1
2	340-22	Fitting - Hydraulic Tee (Incl. Ref. #1 & 3)	1
3	237-65	Seal - O-Ring	3
4	76-4450	Tube - Hydraulic	1
5	237-22	Seal - O-Ring	5
6	340-18	Fitting - Hydraulic 90° Elbow (Incl. Ref. #5 & 7)	2
7	237-79	Seal - O-Ring	2
8	76-4470	Valve - Check	1
9	2412-92	Clamp - Hose	4
10	69-5410	Manifold - Return (Incl. Ref. #5, 13 & 24)	1
11	69-6000	Tube - Hydraulic (Incl. Ref. #5)	1
12	69-5990	Tube - Hydraulic (Incl. Ref. #5)	1
13	237-30	Seal - O-Ring	2
14	69-5460	Hose - Hydraulic	1
15	39-7592	Temperature Sending Unit	1
16	3253-2	Washer - Lock	1
17	3219-14	Nut - Hex.	1
18	69-5650	Hose - Hydraulic	1
19	69-1700	Hydraulic Filter Assembly (Incl. Ref. #20, 21 & 25-27)	1
20	237-155	Seal - O-Ring	1

Ref. No.	Part No.	Description	No. Used
21	69-1720	Element - Filter (Incl. Ref. #20)	1
22	340-65	Seal - O-Ring	1
23	340-79	Fitting - Hydraulic 90° Elbow (Incl. Ref. #22 & 24)	1
24	237-101	Seal - O-Ring	2
25	69-1710	Indicator - Filter (Incl. Ref. # 26 & 27)	1
†26		Seal - O-Ring	1
†27		Seal - O-Ring	1
28	323-4	Screw - Cap Hex. Hd.	3
29	3253-21	Washer - Lock	3
30	69-5440	Hose - Hydraulic	1
31	69-8440	Hose - Hydraulic	1
32	69-5950	Tube - Hydraulic	1
33	76-4440	Tube - Hydraulic	1
34	74-2660	Hose - Hydraulic Return	1
35	77-4970	Hose - Hydraulic	1
36	74-2670	Fitting - Tank Return (Incl. Ref. #17 & 35)	1
37	340-136	Seal - O-Ring	1
38	340-150	Cap - Hydraulic	1
39	2412-119	Clamp - Hose	1
40	77-4960	Tube - Hydraulic	1

†Not serviceable separately.



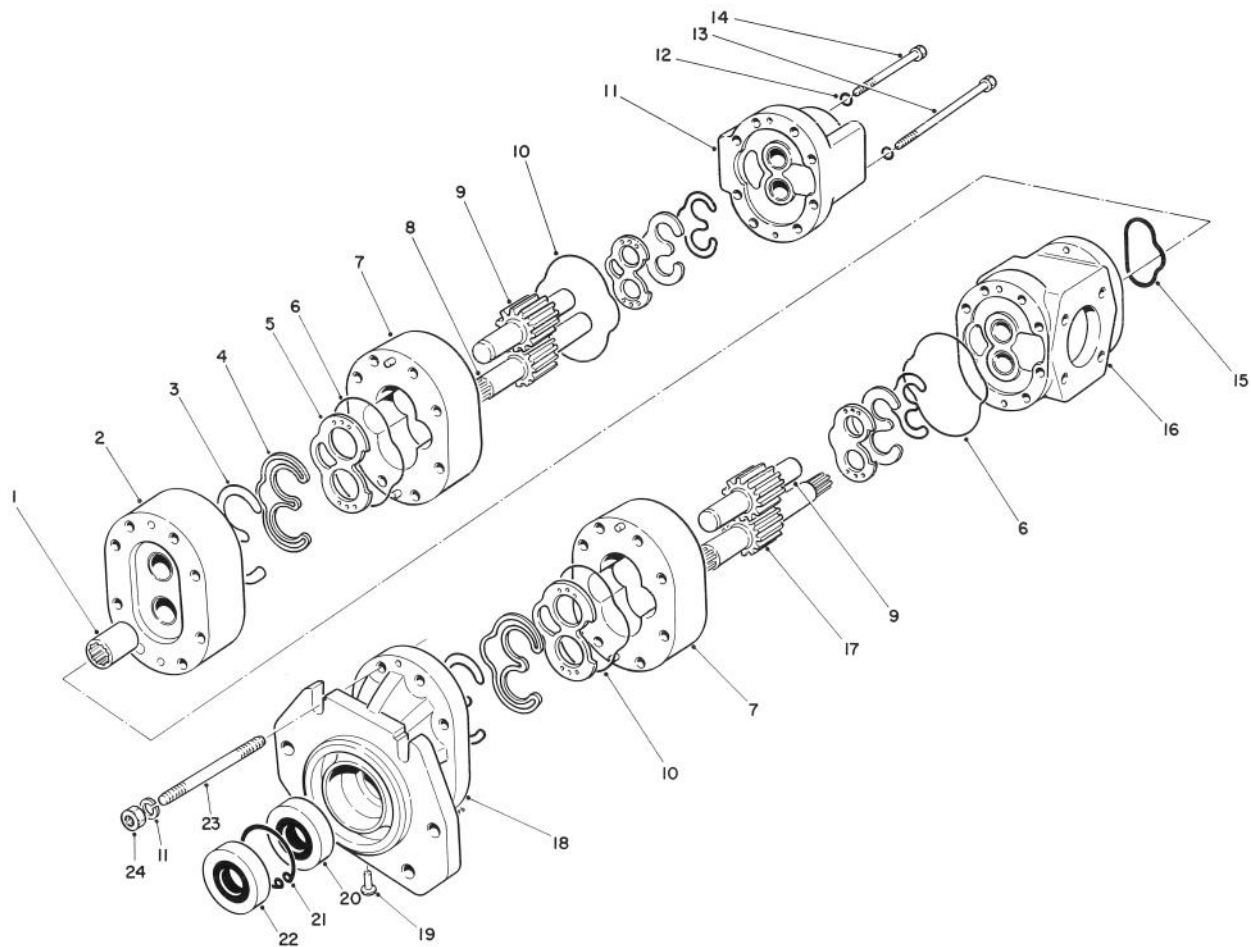
T-0349-90

HYDRAULIC PUMP INSTALLATION ASSEMBLY

Ref. No.	Part No.	Description	No. Used
1	69-5590	Hydraulic Hose Assembly	2
2	237-58	Seal - O-Ring	2
3	69-6240	Fitting - Hydraulic 90° (Incl. Ref # 2 & 7)	2
4	323-7	Screw - Cap Hex. Hd.	8
5	3253-21	Washer - Lock	8
6	353-992	Flange - Fitting	4
7	340-135	Seal - O-Ring	2
8	69-2050	Hydraulic Pump Assembly	1
9	237-116	Seal - O-Ring	1
10	354-42	Flange - Half	2
11	2412-42	Clamp - Hose	4
12	69-5640	Hose - Hydraulic	1

Ref. No.	Part No.	Description	No. Used
13	69-6110	Hydraulic Tube Assembly	1
†14		Bolt - U	2
15	20-4840	Clamp - Tube (Incl. Ref. #14 & 19)	2
16	32152-2	Nut - Lock	4
17	69-9220	Support - Tube Clamp	2
18	323-6	Screw - Cap Hex. Hd.	4
19	3217-6	Nut - Lock	4
20	325-6	Screw - Cap Hex. Hd.	4
21	3253-7	Washer - Lock	8
22	3213-2	Screw - Cap Hex. Hd.	4
23	74-2270	Fitting - Suction	1

†Not serviceable separately.

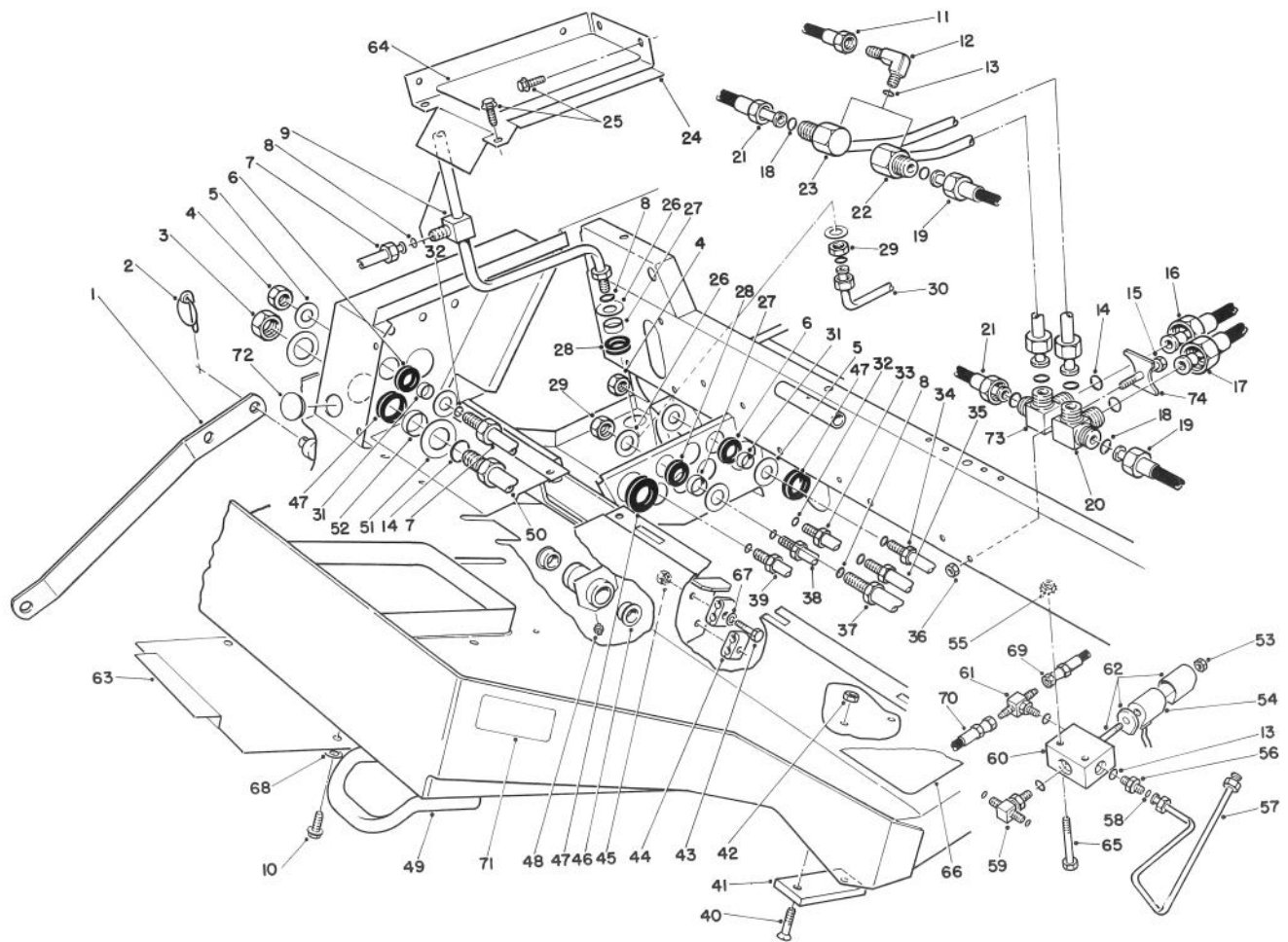


T-0382-90

DOUBLE GEAR PUMP NO. 69-2050

Ref. No.	Part No.	Description	No. Used
1	69-2110	Coupling	1
2	69-2170	Adapter Section Assembly	1
3	59-7990	Seal - Gland	4
4	59-8470	Retainer - Seal	4
5	69-2070	Plate - Flex	4
6	69-2200	Seal - O-Ring	2
7	69-2080	Center Section Assembly	2
8	69-2090	Gear/Shaft - Rear Drive	1
9	59-8600	Gear - Driven	2
10	69-2120	Seal - O-Ring	2
11	69-2100	Rear Cover Assembly	1
12	59-7590	Washer - Lock	16
13	69-2150	Screw - Cap Hex. Hd.	4

Ref. No.	Part No.	Description	No. Used
14	69-2140	Screw - Cap Hex. Hd.	4
15	69-2210	Seal - O-Ring	1
16	69-2160	Port Section Assembly	1
17	59-8500	Gear/Shaft - Front Drive	1
18	69-2060	Shaft End Cover Assembly	1
19	69-2130	Plug	1
20	59-8590	Seal - Shaft	1
21	59-8580	Ring - Retaining	1
22	59-8570	Seal - Shaft	1
23	59-7970	Stud - Threaded	8
24	59-7580	Nut - Hex.	8
*	59-8610	Repair Kit (Incl. Ref. #3, 4, 20 & 22)	1

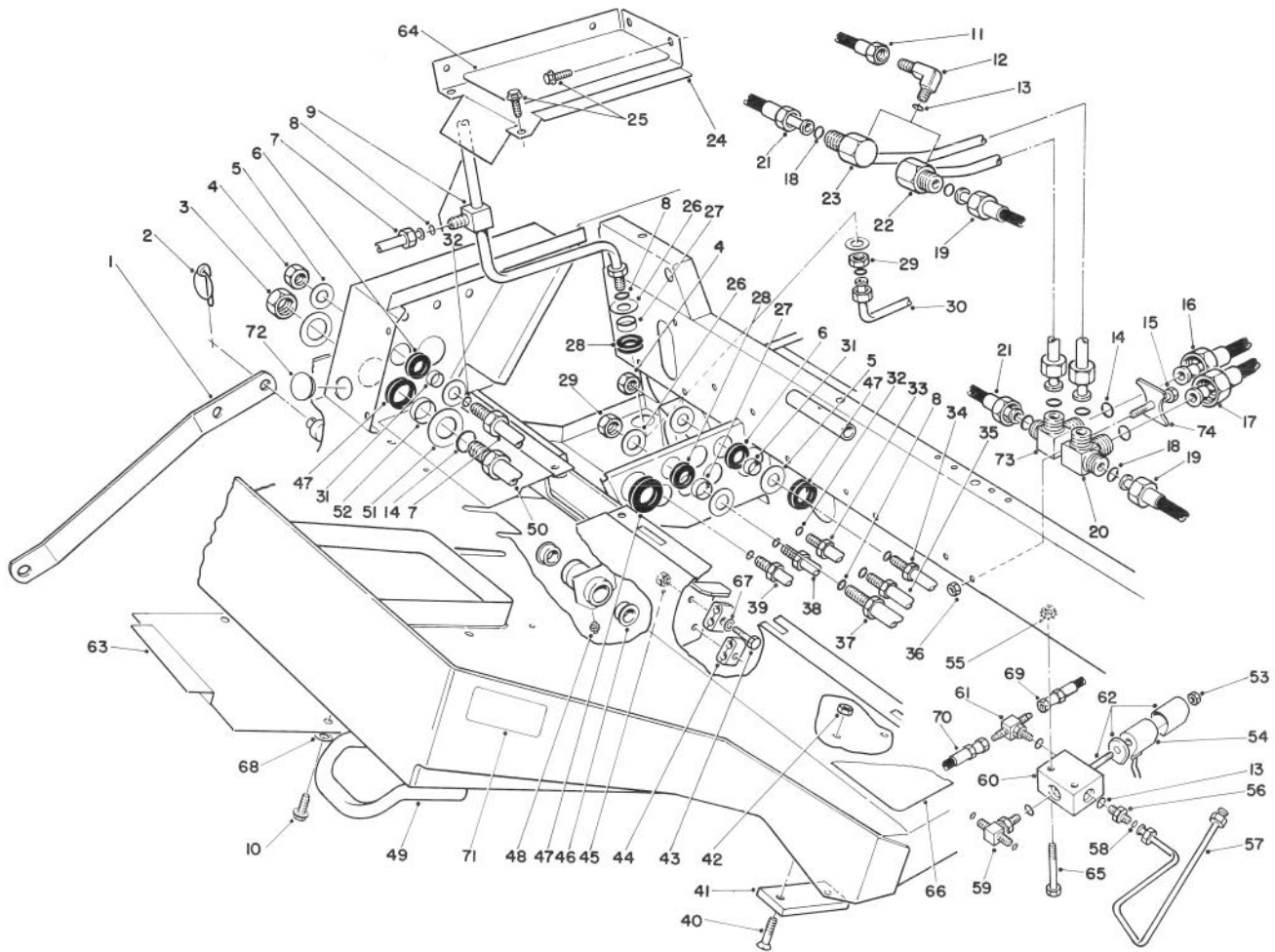


T-0357B

FRAME ASSEMBLY

Ref. No.	Part No.	Description	No. Used	Ref. No.	Part No.	Description	No. Used
1	85-6190	Link - Deck Tilt	1	23	69-6190	Tube - Hydraulic (Incl. Ref. #18)	1
2	32-0140	Pin - Lynch	2	24	71-2450	Cover - Access	1
3	340-126	Nut - Bulkhead	2	25	3234-14	Screw - Hex. Flange Hd.	4
4	340-70	Nut - Bulkhead	6	26	69-8930	Washer	4
5	69-8940	Washer	12	27	69-8960	Spacer	2
6	240-4	Grommet	6	28	240-5	Grommet	2
7	69-5690	Tube - Hydraulic (Incl. Ref. #32)	1	29	340-127	Nut - Bulkhead	2
8	237-30	Seal - O-Ring	3	30	76-4460	Tube - Hydraulic	1
9	71-3970	Tube - Hydraulic (Incl. Ref. #8)	1	31	69-8970	Spacer	6
10	3234-28	Screw - Hex. Flange Hd.	2	32	237-22	Seal - O-Ring	6
11	69-5660	Hose - Hydraulic	2	33	69-6050	Tube - Hydraulic (Incl. Ref. #32)	1
12	353-375	Fitting - Hydraulic 90° Elbow (Incl. Ref. #13)	2	34	69-6040	Tube - Hydraulic (Incl. Ref. #32)	1
13	237-78	Seal - O- Ring	5	35	69-6030	Tube - Hydraulic (Incl. Ref. #32)	1
14	237-58	Seal - O- Ring	4	36	32152-1	Nut - Lock	1
15	3274-86	Screw - Cap Socket Hd.	1	37	69-5790	Tube - Hydraulic (Incl. Ref. #8)	1
16	69-5470	Hose - Hydraulic	1	38	69-6060	Tube - Hydraulic (Incl. Ref. #32)	1
17	69-5480	Hose - Hydraulic	1	39	69-5880	Tube - Hydraulic (Incl. Ref. #32)	1
18	237-65	Seal - O-Ring	6	40	32108-103	Screw - Machine Flat Hd.	4
19	83-4330	Assy. - Tube, Traction L.H.	2	41	69-9300	Cushion - Rubber	2
20	83-8350	Fitting - Traction, L.H. (Incl. Ref. #14 & 18)	1	42	32152-1	Nut - Lock	4
21	83-4340	Assy. - Tube, Traction R.H.	2				
22	69-6200	Tube - Hydraulic (Incl. Ref. #18)	1				

*Not Illustrated



T-0357B

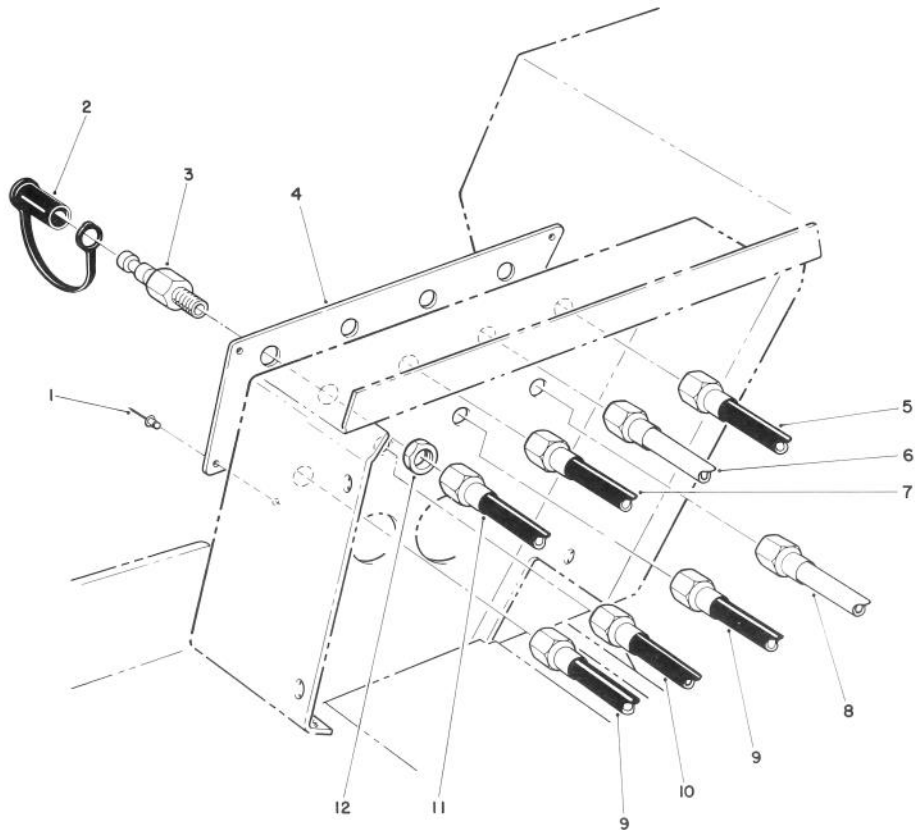
FRAME ASSEMBLY (Continued)

Ref. No.	Part No.	Description	No. Used
43	321-9	Screw - Cap Hex. Hd.	2
44	56-7973	Clamp Half - Hydraulic Line	4
45	32152-4	Nut - Lock	2
46	256-247	Bushing - Flange	2
47	240-7	Grommet	4
48	302-5	Fitting - Grease	1
49	69-0100	Frame - Assembly (Incl. Ref. #46 & 48)	1
50	69-6100	Tube - Hydraulic Pressure (Incl. Ref. #14)	1
*	69-5810	Tube - Hydraulic Return (Incl. Ref. #14)	1
51	69-8910	Washer	4
52	69-8900	Spacer	2
53	3220-3	Nut	1
54	71-2660	Solenoid Coil Kit (Incl. Ref. #53)	3
55	32149-2	Nut - Keps	2
56	340-92	Fitting - Hydraulic (Incl. Ref. #13 & 58)	1
57	69-5950	Tube - Hydraulic	1
58	237-21	Seal - O-Ring	3
59	340-125	Fitting - Hydraulic	

Ref. No.	Part No.	Description	No. Used
		(Incl. Ref. #13 & 58)	1
†60		Body - Valve	1
61	340-123	Fitting - Hydraulic (Incl. Ref. #13)	1
62	71-2640	Valve - Solenoid (Incl. Ref. #53-54)	1
63	69-9470	Cover - Access	1
64	71-0430	Cover - Abrasive	1
65	321-11	Screw - Cap Hex. Hd.	2
66	71-0420	Floor - Abrasive	1
67	3256-56	Washer - Flat	2
68	3256-23	Washer - Flat	2
69	69-5663	Hose - Diagnostic	1
70	69-5664	Hose - Diagnostic	1
71	72-4080	Decal - Danger	2
72	2410-10	Plug - Button	1
73	83-8360	Fitting - Traction, R.H.	1
74	83-8370	Plate - Clamp	1
*	71-2650	Valve Seal Kit	1
*	71-2630	Solenoid Valve Assembly (Incl. Ref. #53, 54, 60 & 62)	1

*Not Illustrated

†Not serviceable separately.

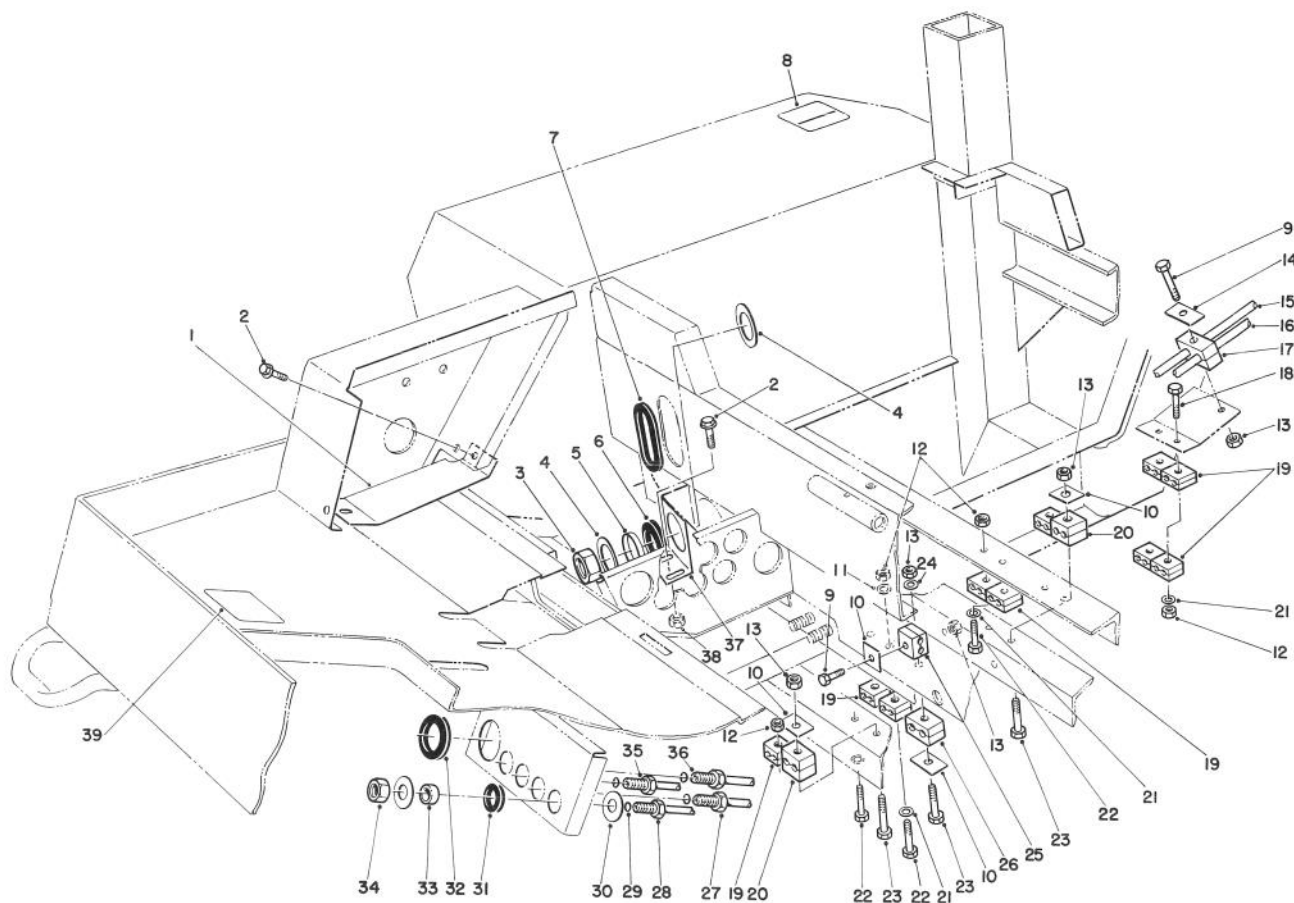


T-0363A-90

HYDRAULIC SYSTEM DIAGNOSTIC PANEL ASSEMBLY

Ref. No.	Part No.	Description	No. Used
1	3269-25	Rivet - Pop	4
2	353-947	Cap - Fitting	8
3	353-997	Fitting - Hydraulic Bulkhead (Incl. Ref. #12)	8
4	69-0960	Panel - Diagnostic	1
5	69-5660	Hose - Hydraulic Diagnostic	1
6	69-5910	Tube - Hydraulic Diagnostic	1

Ref. No.	Part No.	Description	No. Used
7	69-5664	Hose - Hydraulic Diagnostic	1
8	69-5920	Tube - Diagnostic	1
9	69-5662	Hose - Hydraulic Diagnostic	2
10	69-5665	Hose - Hydraulic Diagnostic	1
11	69-5661	Hose - Hydraulic Diagnostic	1
12	3220-4	Nut - Bulkhead	8

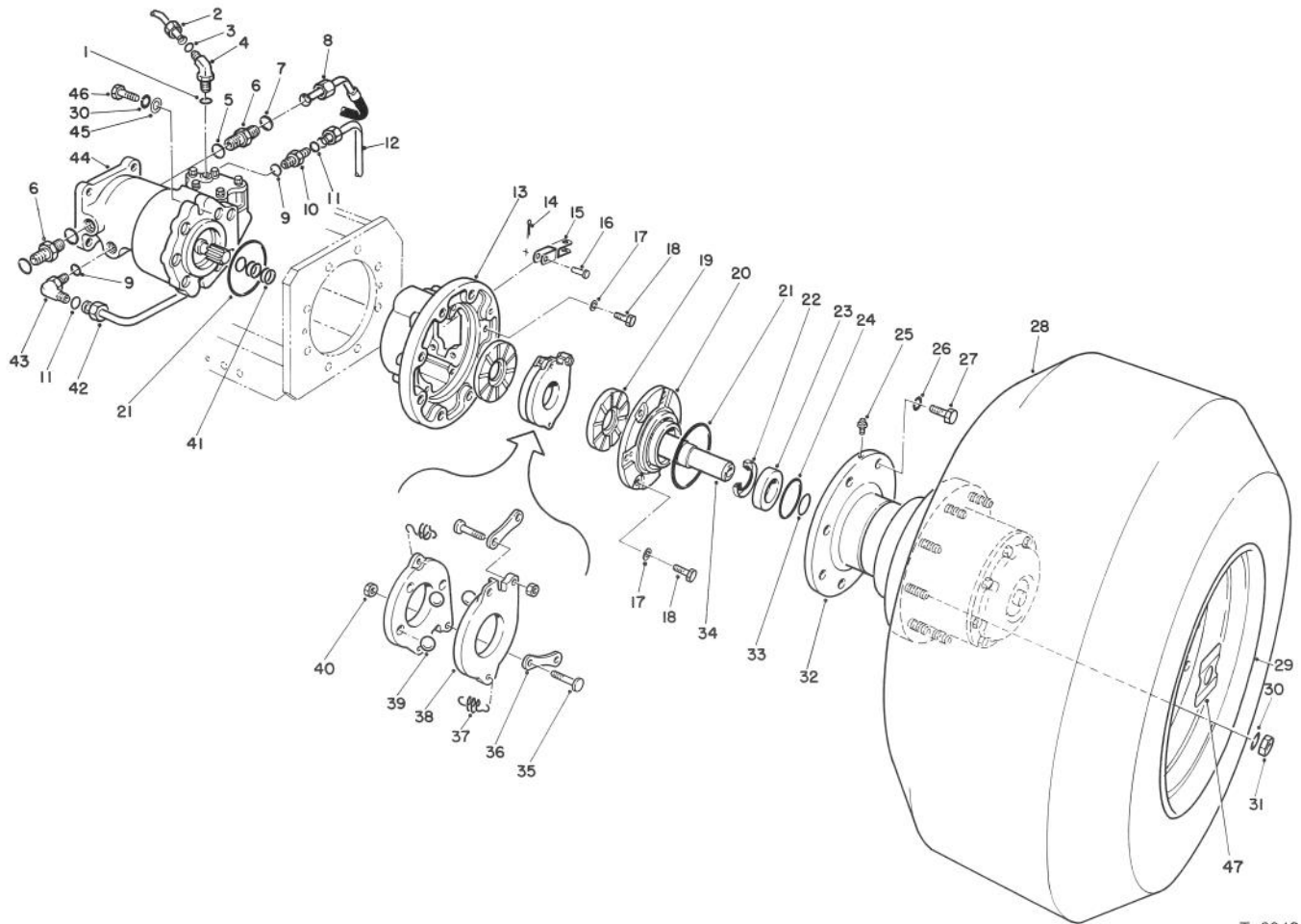


HYDRAULIC LINE CLAMPS ASSEMBLY

T-0358-90

Ref. No.	Part No.	Description	No. Used
1	69-9330	Cover	1
2	3234-14	Screw - Hex. Flange Hd.	6
3	340-128	Nut - Bulkhead	2
4	69-8920	Washer	4
5	69-8950	Spacer	2
6	240-2	Grommet	2
7	237-164	Grommet	1
8	69-0920	Decal - Hydraulic Oil	1
9	322-11	Screw - Cap Hex. Hd.	8
10	69-9760	Plate - Cover	10
11	3256-22	Washer - Flat	2
12	32152-4	Nut - Lock	6
13	32152-1	Nut - Lock	11
14	69-9761	Plate - Cover	1
15	69-6130	Tube - Hydraulic	1
16	69-6120	Tube - Hydraulic	1
17	56-7974	Clamp Half - Hydraulic Line	2
18	321-15	Screw - Cap Hex. Hd.	2
19	56-7973	Clamp Half - Hydraulic Line	20
20	56-7972	Clamp Half - Hydraulic Line	4
21	3256-56	Washer - Flat	8
22	321-9	Screw - Cap Hex. Hd.	6

Ref. No.	Part No.	Description	No. Used
23	322-10	Screw - Cap Hex. Hd.	3
24	3256-23	Washer - Flat	1
25	56-7975	Clamp Half - Hydraulic Line	14
26	56-7971	Clamp Half - Hydraulic Line	2
27	69-6090	Tube - Hydraulic (Incl. Ref. #29)	1
28	69-5800	Tube - Hydraulic (Incl. Ref. #29)	1
29	237-21	Seal - O-Ring	4
30	69-8980	Washer	8
31	240-6	Grommet	4
32	240-7	Grommet	1
33	69-8990	Spacer	4
34	340-78	Nut - Bulkhead	4
35	69-6080	Tube - Hydraulic (Incl. Ref. #29)	1
36	69-6070	Tube - Hydraulic (Incl. Ref. #29)	1
37	71-2560	Support - Bulkhead	2
38	32128-20	Nut - Lock	4
39	69-0940	Decal - Caution	1

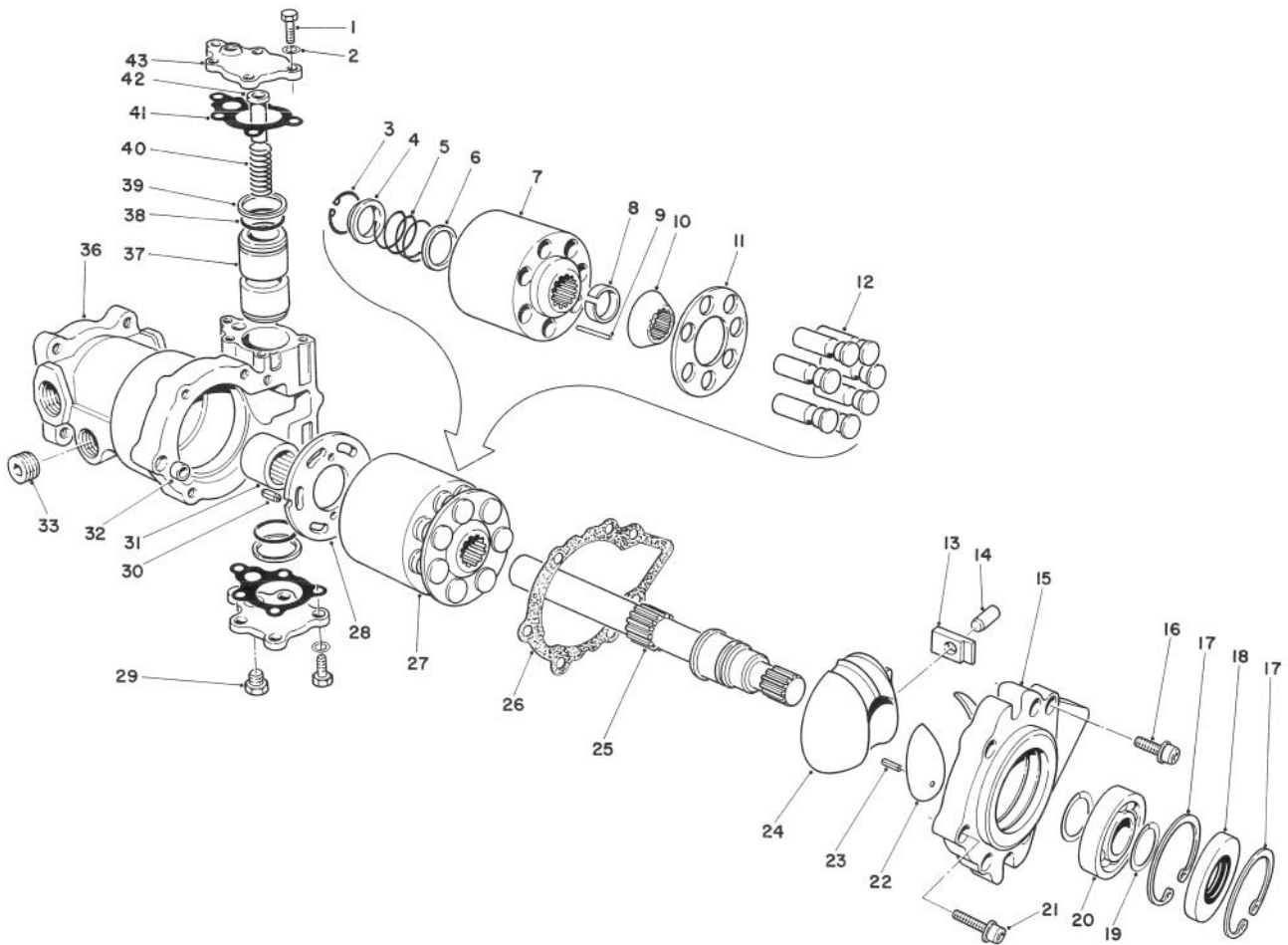


T-0342-90

FRONT WHEEL ASSEMBLY

Ref. No.	Part No.	Description	No. Used	Ref. No.	Part No.	Description	No. Used
1	237-42	Seal - O-Ring	2	22	253-156	Seal - Oil	2
2	69-5940	Tube - Hydraulic L.H.	1	23	251-340	Bearing - Ball	2
*	69-5930	Tube - Hydraulic R.H.	1	24	32120-22	Ring - Retaining Internal	2
3	237-21	Seal - O-Ring	2	25	302-39	Vent	2
4	340-82	Fitting - Hydraulic Elbow (Incl. Ref. #1 & 3)	2	26	3253-8	Washer - Lock	16
5	237-146	Seal - O-Ring	4	27	327-22	Screw - Cap Hex. Hd.	16
6	340-91	Fitting - Hydraulic Straight (Incl. Ref. #5 & 7)	4	28	69-9800	Tire	2
7	237-58	Seal - O-Ring	6	*	58-5620	Tube - Inner	1
8	69-5760	Hose - Hydraulic L.H.	2	*	231-139	Tire - R.H. (Optional)	2
*	69-5770	Hose - Hydraulic R.H.	2	*	231-140	Tire - L.H. (Optional)	1
9	237-81	Seal - O-Ring	4	29	71-2470	Rim	2
10	340-8	Fitting - Hydraulic St. L.H. (Incl. Ref. #9 & 11)	1	30	3253-7	Washer - Lock	22
*	340-148	Fitting - Hydraulic Tee R.H. (Incl. Ref. #7 & 9)	1	31	3219-5	Nut - Hex.	18
11	237-65	Seal - O-Ring	3	32	69-1730	Planetary Gear Drive Assy.	2
12	77-4960	Tube - Hydraulic L.H.	1	33	32120-84	Ring - Retaining External	2
*	76-4440	Tube - Hyd. R.H. Run	1	34	71-3810	Coupling - Hydraulic Motor	2
*	85-6150	Tube - Hyd. R.H. Branch	1	35	69-9970	Stud	4
13	71-4010	Housing - Brake	2	36	69-9960	Link	4
14	3272-6	Pin - Cotter	2	37	69-9950	Spring - Extension	4
15	71-3880	Clevis - Brake Cable	2	38	69-9990	Disc - Actuating	4
16	283-2	Pin - Clevis	2	39	69-9980	Ball	6
17	3253-21	Washer - Lock	14	40	69-9940	Nut - Jam	4
18	323-6	Screw - Cap Hex. Hd.	14	41	253-157	Ring - Cup	8
19	71-0470	Disc - Middle	4	42	71-3950	Tube - Hydraulic	1
20	71-3990	Cap - Brake Housing	2	43	340-139	Fitting - Hydraulic Elbow (Incl. Ref. #9 & 11)	2
21	237-158	Seal - O-Ring	4	44	69-3050	Motor - Hydraulic Wheel	2
				45	3256-26	Washer - Flat	4
				46	325-7	Screw - Cap Hex. Hd.	4
				47	72-4070	Decal - Danger	2

*Not Illustrated



T-0372-90

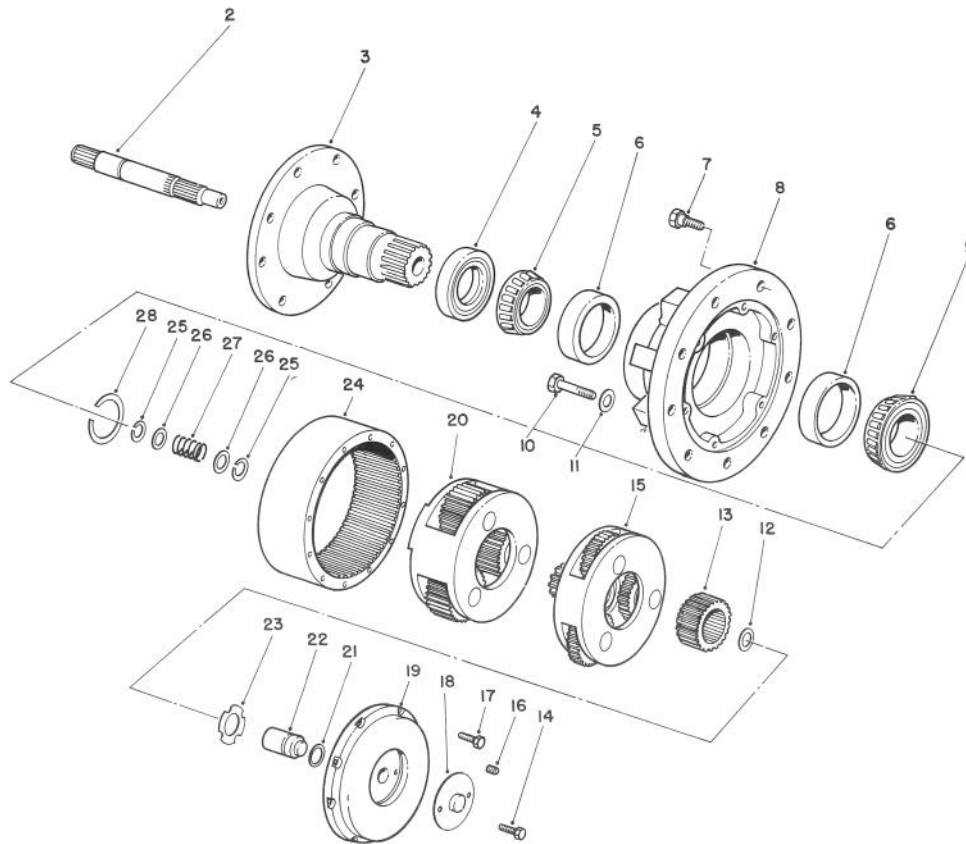
WHEEL MOTOR NO. 69-3050

Ref. No.	Part No.	Description	No. Used
1	69-3150	Screw Hex. Hd.	10
2	69-3070	Washer - Plain	10
†3		Ring - Retaining	1
†4		Washer	1
†5		Spring - Compression	1
†6		Washer	1
†7		Block - Cylinder	1
†8		Retainer	1
†9		Pin - Slipper Hold Down	3
†10		Guide - Retainer	1
†11		Guide - Slipper	1
†12		Piston Assembly	7
13	69-3500	Bearing - Sleeve	1
14	69-3510	Pin	1
15	76-4610	Cover - Front	1
16	76-4590	Screw	6
17	69-3200	Ring - Retaining	2
18	69-3190	Seal - Lip	1
19	69-3170	Ring - Retaining	2
20	69-3210	Bearing - Ball	1
21	69-3960	Screw	1
22	69-3970	Bearing - Journal	2

Ref. No.	Part No.	Description	No. Used
23	69-3520	Pin - Spring	2
24	69-3980	Swashplate - Variable	1
25	69-3950	Shaft - Motor	1
26	76-4600	Gasket - Front Cover	1
27	69-3910	Cylinder Block Kit (Incl. Ref. #3-12)	1
28	69-3990	Plate - Motor Valve	1
29	69-3940	Plug	1
30	69-3450	Pin	1
31	69-3370	Bearing - Needle	1
32	69-3230	Pin - Spring	1
33	69-3130	Plug - Hole	1
†36		Housing	1
37	69-4020	Piston - Servo	1
38	69-3560	Seal - O-Ring	2
39	69-3570	Ring - Piston	2
40	69-4030	Spring - Servo	1
41	69-3710	Gasket - Servo Cover	2
42	69-4040	Stop - Servo Piston	1
43	69-3720	Cover - Servo	2
*	69-3920	Piston Ring & O-Ring Kit (Incl. Ref. #38 & 39)	1

*Not Illustrated

†Not serviceable separately.



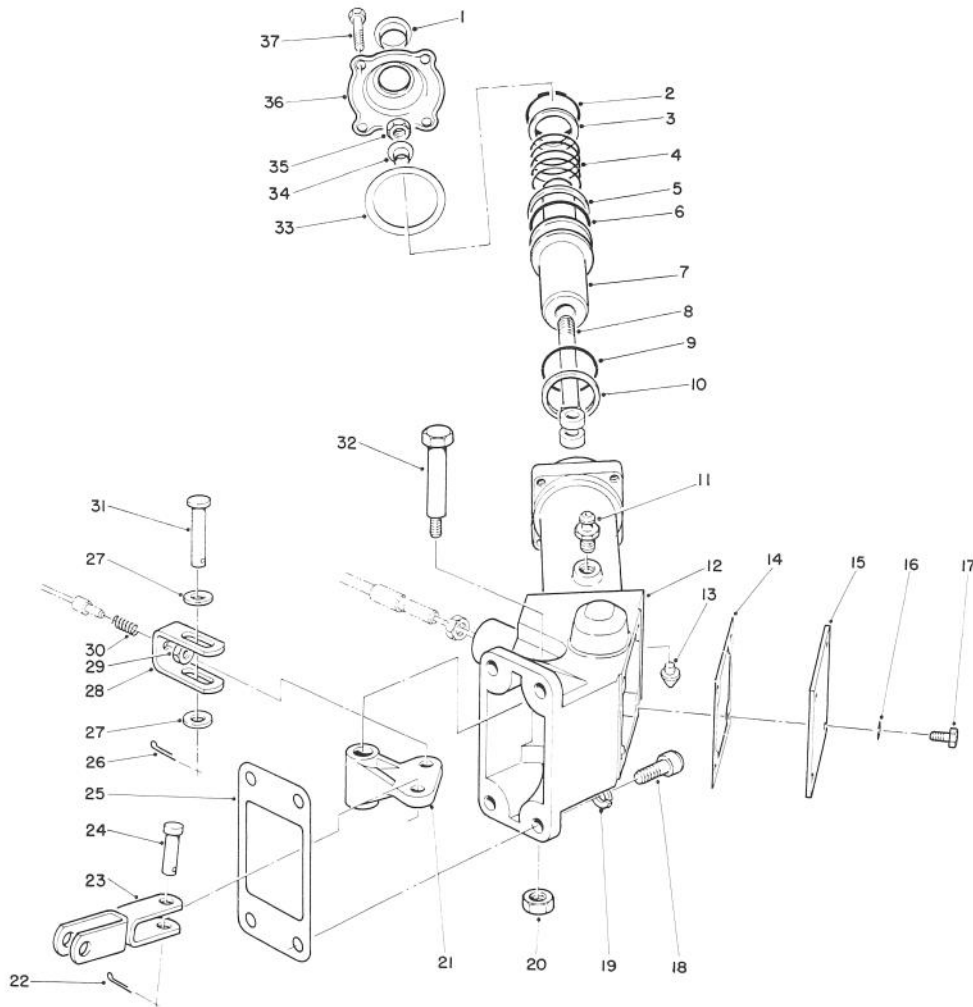
T-0140-90

PLANETARY GEAR ASSEMBLY NO. 69-1730

Ref. No.	Part No.	Description	No. Used	Ref. No.	Part No.	Description	No. Used
2	60-3810	Shaft - Input	1	16	60-4040	Plug - Pipe	1
3	69-1740	Spindle	1	17	60-4030	Bolt - Hex. Hd.	8
4	60-3830	Seal - Oil	1	18	60-4060	Cover - Disengage	1
5	60-3840	Cone - Bearing	1	19	60-4050	Cover - Large	1
6	60-3850	Cup - Bearing	2	20	60-4000	Secondary Carrier Assy.	1
7	60-3860	Bolt - Wheel	9	21	60-4020	Seal - O-Ring	1
8	60-3870	Hub	1	22	60-4010	Plunger - Disengage	1
9	60-3880	Cone - Bearing	1	23	60-3990	Washer - Thrust	1
10	60-3890	Bolt - Hex. Hd.	6	24	60-3900	Gear - Ring	1
11	60-3910	Washer - Flat	6	25	60-3930	Ring - Retaining	2
12	60-3980	Washer - Thrust	1	26	60-3940	Washer	2
13	60-3970	Gear - Primary Sun	1	27	60-3950	Spring - Disengage	1
14	60-4070	Bolt - Hex. Hd.	2	†28	62-6450	Kit - Retaining Ring	1
15	60-3960	Primary Carrier Assembly	1	*	62-6460	Sealant - RTV (Tube)	1

*Not Illustrated

†Includes 7 different thickness retaining rings for service adjustment of bearings.



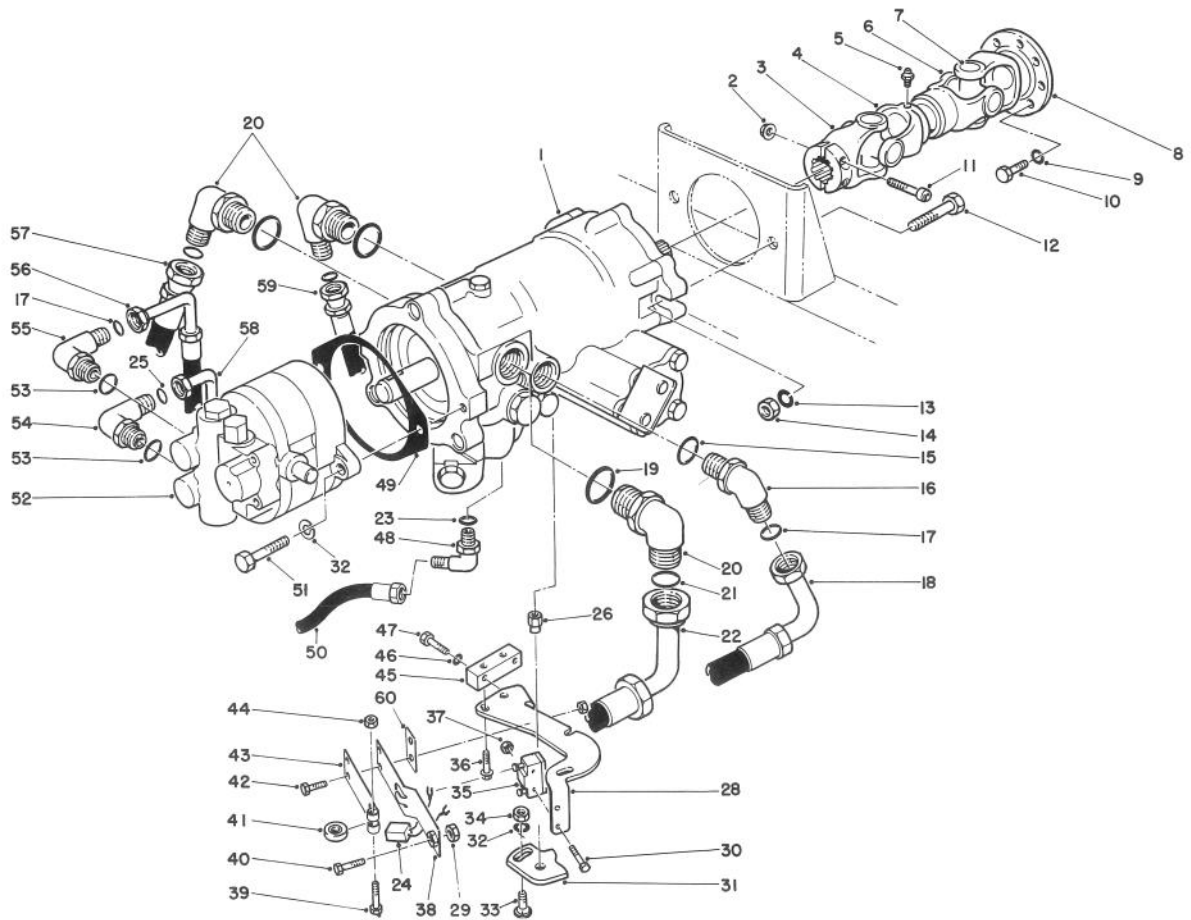
T-1277

WHEEL BRAKE ASSEMBLY

Ref. No.	Part No.	Description	No. Used
1	2410-71	Plug	2
2	32151-100	Ring - Retaining	2
3	69-8910	Washer	2
4	82-7850	Spring - Compression	2
5	354-104	Ring - Backup	2
6	237-175	O-Ring	2
7	82-7840	Piston - Brake	2
8	21-2070	Yoke - End	2
9	237-174	O-Ring	2
10	354-105	Ring - Backup	2
11	82-7830	Screw - Bleed, Brake	2
12	82-7790	Housing - Actuator, R.H.	1
*	82-7780	Housing - Actuator, L.H.	1
13	82-7820	Seat - Brake, Tube	2
14	71-3920	Gasket	2
15	71-3850	Cover - Housing	2
16	3253-3	Washer - Lock	8
17	321-2	Screw - Cap Hex. Hd.	8
18	3274-7	Screw - Cap Socket Hd.	8

Ref. No.	Part No.	Description	No. Used
19	3253-21	Washer - Lock	8
20	32128-25	Nut - Lock	2
21	71-3830	Bellcrank - Brake	2
22	3272-6	Pin - Cotter	2
23	71-3880	Clevis - Brake Cable	2
24	283-2	Pin - Clevis	2
25	71-3900	Gasket	2
26	3272-10	Pin - Cotter	2
27	3256-24	Washer - Flat	4
28	71-3860	Clevis	2
29	3296-3	Nut - Lock	2
30	69-0030	Spring - Compression	2
31	283-15	Pin - Clevis	2
32	12-8900	Bolt - Shoulder	2
33	71-3920	Gasket	2
34	71-3910	Collar	2
35	3296-59	Nut - Lock	2
36	71-4110	Cap - Actuator	2
37	321-6	Screw - Cap Hex. Hd.	8

*Not Illustrated

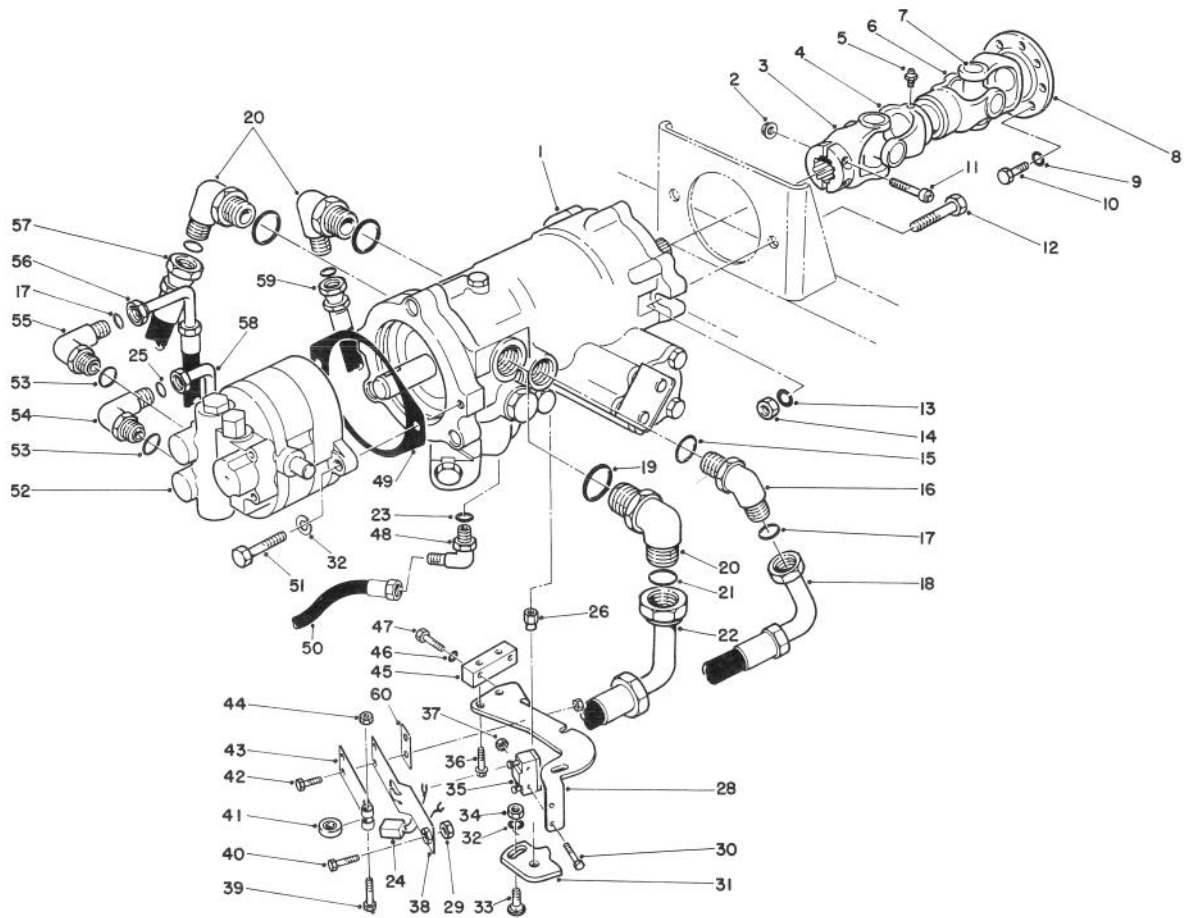


T-0350-90

VARIABLE DISPLACEMENT PUMP INSTALLATION

Ref. No.	Part No.	Description	No. Used
1	69-3040	Variable Displacement Pump	1
2	32128-21	Nut - Flange Lock	2
3	71-0520	Yoke - Pump End	1
4	71-0530	Tube - Slip Yoke	1
5	302-2	Fitting - Grease	1
6	71-0510	Shaft - Slip Yoke	1
7	2115-95	Kit - Universal Joint	2
8	71-0500	Yoke - Engine End	1
9	48-9570	Washer - Lock	8
10	48-7710	Screw - Cap Hex. Hd.	8
11	3274-50	Screw - Hex. Socket Hd.	2
12	325-7	Screw - Cap Hex. Hd.	2
13	3253-7	Washer - Lock	2
14	3217-9	Nut - Hex.	2
15	237-81	Seal - O-Ring	1
16	340-131	Fitting - Hydraulic Elbow (Incl. Ref. #15 & 17)	1
17	237-30	Seal - O-Ring	2
18	69-5460	Hose - Hydraulic	1
19	237-146	Seal - O-Ring	3
20	340-15	Fitting - Hydraulic Elbow (Incl. Ref. #19 & 21)	3
21	237-58	Seal - O-Ring	3
22	69-5650	Hose - Hydraulic	1
23	237-42	Seal - O-Ring	1
24	72-3790	Wire - Neutral Switch	1
26	69-9020	Nut - Special	1

Ref. No.	Part No.	Description	No. Used
27	32152-4	Nut - Lock	2
28	69-9480	Bracket - Neutral Device	1
29	3219-2	Nut - Hex.	1
30	3249-11	Screw - Cap Hex. Hd.	2
31	69-9040	Cam - Neutral Device	1
32	3253-21	Washer - Lock	3
33	3231-30	Bolt - Carriage	1
34	3217-7	Nut - Hex.	1
35	29-6163	Switch - Neutral	1
36	3234-13	Screw - Hex. Flange Hd.	4
37	3296-9	Nut - Lock	2
38	29-6170	Leaf Spring Assembly	1
39	322-17	Screw - Cap Hex. Hd.	1
40	3210-7	Screw - Cap Hex. Hd.	1
41	251-259	Bearing - Neutral Detent	1
42	321-4	Screw - Cap Hex. Hd.	2
43	29-6150	Spring - Leaf	1
44	32153-3	Nut - Lock	1
45	69-9050	Bar - Neutral Device	1
46	3253-3	Washer - Lock	2
47	321-10	Screw - Cap Hex. Hd.	2
48	340-134	Fitting - Hydraulic Elbow (Incl. Ref. #23)	1
49	41-8760	Gasket - Pump	1
50	69-5663	Hose - Hydraulic	1
51	323-7	Screw - Cap Hex. Hd	2
52	69-2220	Pump/Valve	1



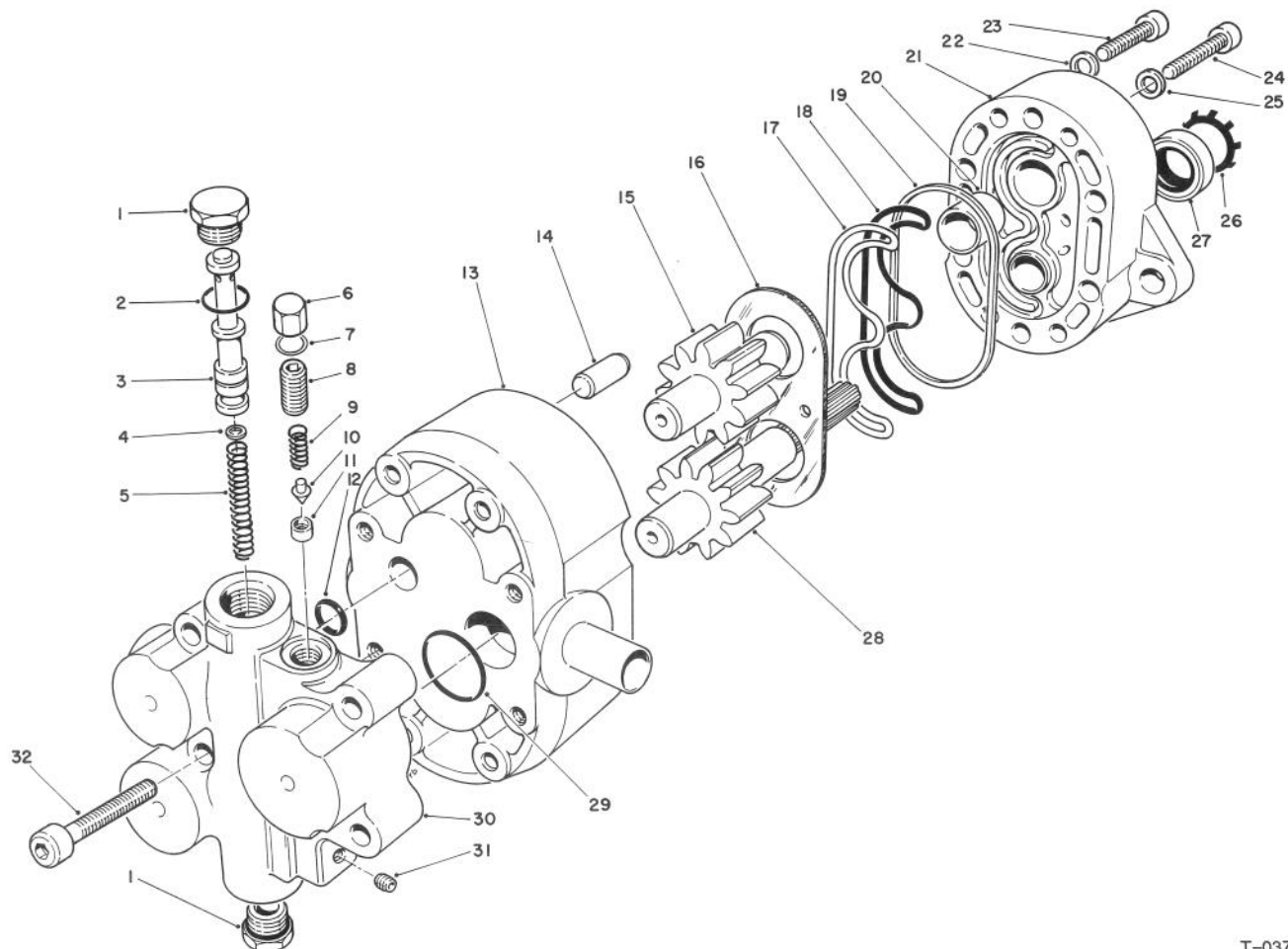
T-0350-90

VARIABLE DISPLACEMENT PUMP INSTALLATION (Cont.)

Ref. No.	Part No.	Description	No. Used
53	327-80	Seal - O-Ring	2
54	340-130	Fitting - Hydraulic Elbow (Incl. Ref. #25 & 53)	1
55	340-105	Fitting - Hydraulic Elbow (Incl. Ref. #17 & 53)	1
56	69-5450	Hose - Hydraulic	1

Ref. No.	Part No.	Description	No. Used
57	69-5470	Hose - Hydraulic	1
58	69-5440	Hose - Hydraulic	1
59	69-5480	Hose - Hydraulic	1
60	51-3150	Shim - Spring	A/R
*	71-0490	Pump Drive Shaft Assembly (Incl. Ref. #3-8)	1

*Not Illustrated



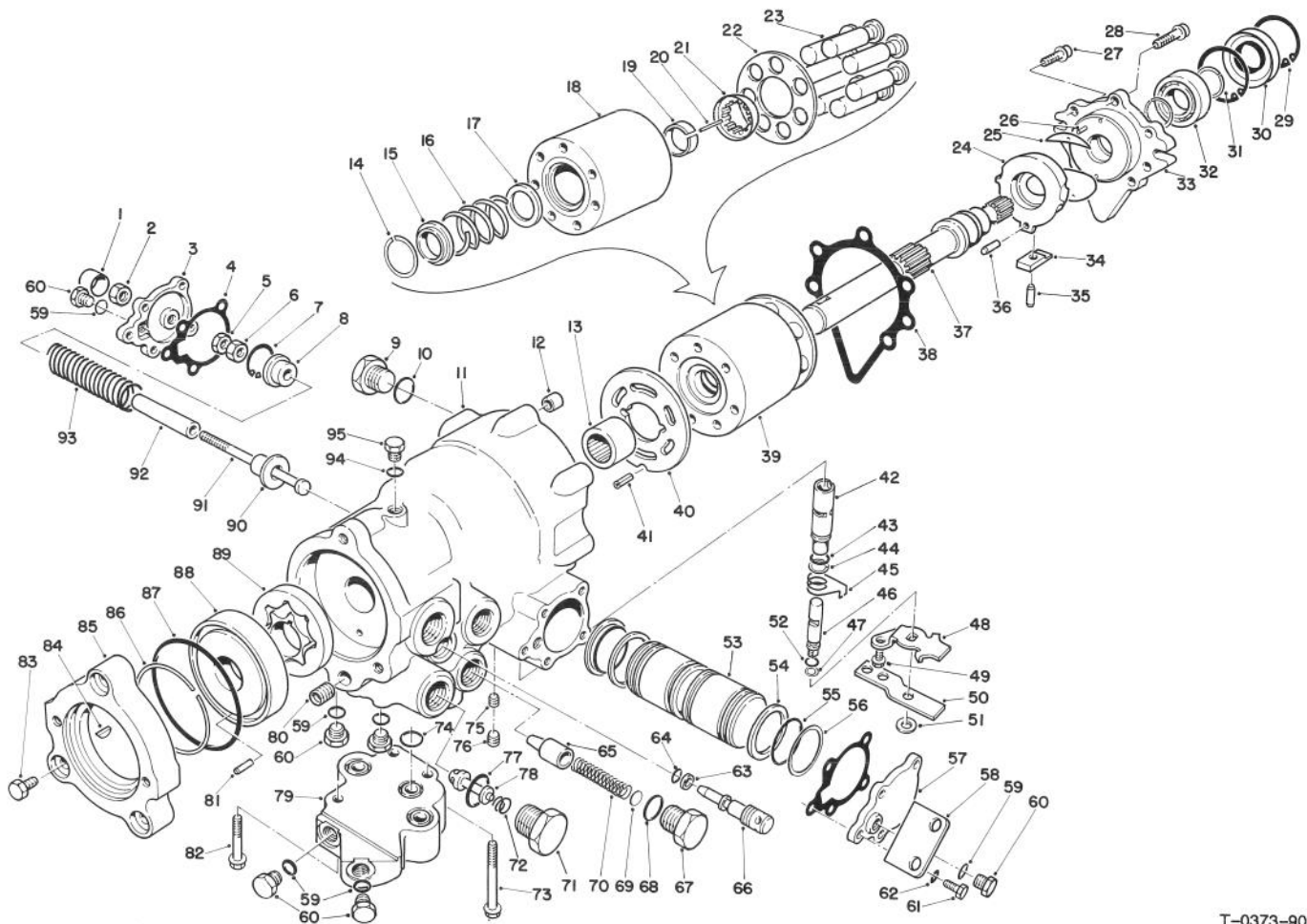
T-0374-90

GEAR PUMP & FLOW DIVIDER NO. 69-2220

Ref. No.	Part No.	Description	No. Used
1	69-2410	Plug (Incl. Ref. #2)	2
2	69-2420	Seal - O-Ring	2
3	69-2450	Piston	1
4	69-2440	Orifice	1
5	69-2430	Spring - Compression	1
6	69-2460	Cap	1
7	69-2470	Gasket - Cap	1
8	69-2480	Screw - Set	1
9	69-2490	Spring - Compression	1
10	69-2500	Poppet	1
11	69-2510	Seat	1
12	69-2530	Seal - O-Ring	1
13	69-2540	Cover Assembly (Incl. Ref. #20)	1
14	69-2340	Pin - Dowel	2
15	69-2280	Shaft/Gear - Idler	1
16	69-2320	Plate - Wear	1
17	69-2260	Seal - Load	1
18	69-2270	Seal - Pre-Load	1
19	69-2350	Ring - Sealing	1

Ref. No.	Part No.	Description	No. Used
20	69-2250	Bearing - Sleeve	4
21	69-2330	Body Assembly (Incl. Ref. #20)	1
22	69-2370	Washer	4
23	69-2360	Screw	4
24	69-2380	Screw	4
25	69-2390	Washer	4
26	69-2300	Ring - Retaining	1
27	69-2310	Seal - Shaft	1
28	69-2290	Shaft/Gear - Drive	1
29	69-2400	Seal - O-Ring	1
30	69-2230	Flow Divider Assembly (Incl. Ref. #1-11 & 31)	1
31	69-2520	Plug - Pipe	1
32	69-2240	Screw	4
*	69-2550	Repair Kit - Pump (Incl. Ref. #16-19, 22 & 25-27)	1
*	69-2560	Repair Kit - Pump & Divider Incl. Ref. #2, 7, 9-10, 12, 16-19, 22, 25-27 & 29)	1

*Not Illustrated



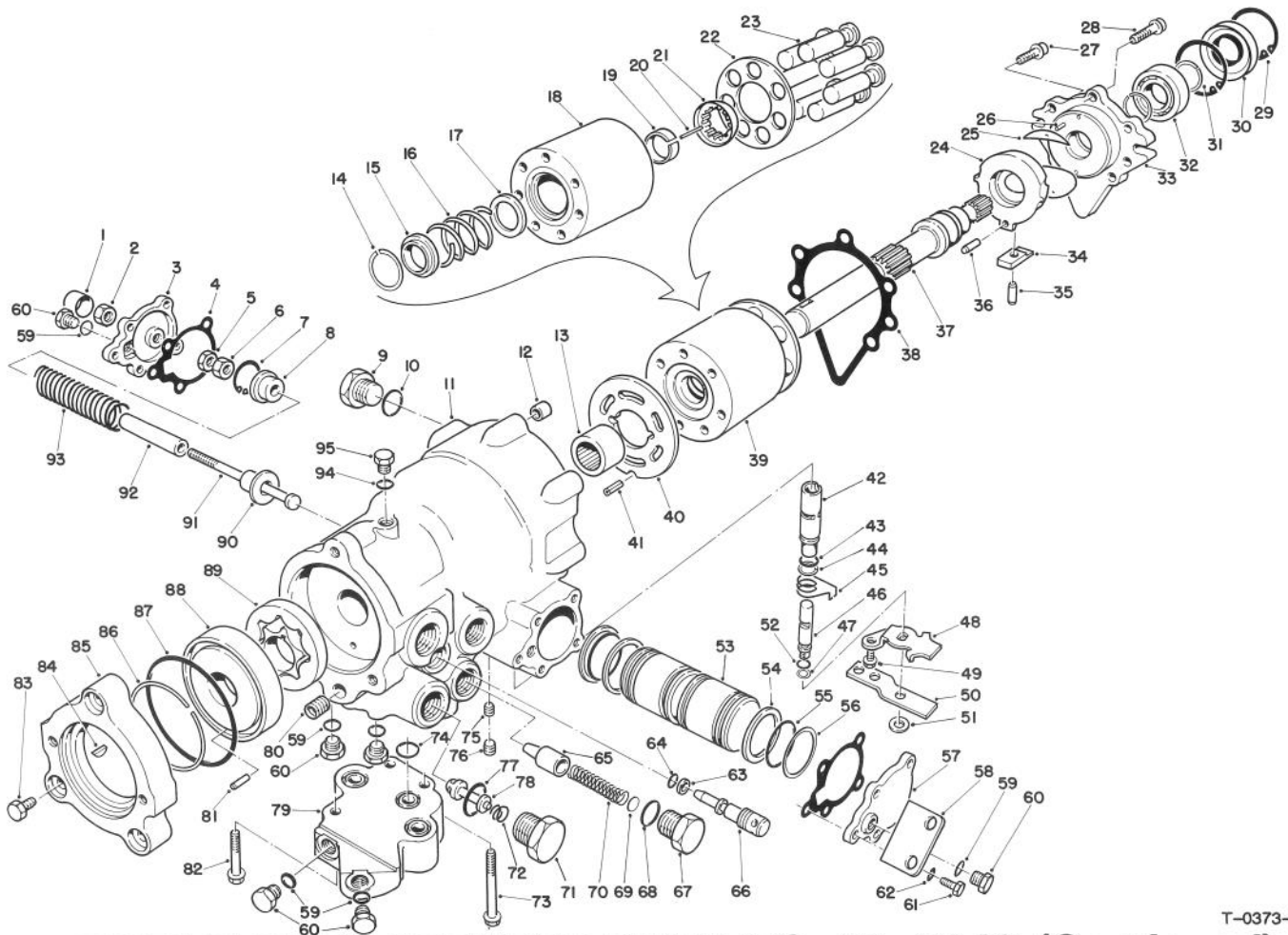
T-0373-90

VARIABLE DISPLACEMENT PUMP NO. 69-3040

Ref. No.	Part No.	Description	No. Used
1	69-3620	Cover - Servo Adjustment	1
2	69-3630	Nut Special	1
3	69-3640	Cover -Servo	1
4	69-3710	Gasket - Servo	2
5	69-3610	Nut - Jam	1
6	69-3600	Nut - Hex.	1
7	69-3590	Ring - Retaining	1
8	69-3580	Guide - Spring	1
9	69-3130	Plug (Incl. Ref. #10)	1
†10		Seal - O-Ring	1
†11		Housing - Pump	1
12	69-3230	Pin - Spring	1
13	69-3370	Bearing - Needle	1
†14		Ring - Retaining	1
†15		Washer	1
†16		Spring - Compression	1
†17		Washer	1
†18		Block - Cylinder	1
†19		Retainer	1
†20		Pin - Slipper Hold Down	3
†21		Guide - Retainer	1
†22		Guide - Slipper	1
†23		Piston - Assembly	7
24	69-3250	Swashplate - Variable	1
25	69-3240	Bearing - Journal	2
26	69-3520	Pin	2
27	76-4590	Screw	6

Ref. No.	Part No.	Description	No. Used
28	69-3220	Screw	1
29	69-3200	Ring - Retaining	2
30	69-3190	Seal - Lip	1
31	69-3170	Ring - Retaining	2
32	69-3210	Bearing - Ball	1
33	76-4610	Cover	1
34	69-3500	Sleeve - Bearing	1
35	69-3510	Pin	1
36	69-3470	Pin	1
37	69-3180	Shaft Pump	1
38	76-4600	Gasket - Cover	1
39	69-3910	Cylinder Block Assembly (Incl. Ref #14-23)	1
40	69-3360	Plate - Valve L.H.	1
41	69-3450	Pin	1
42	69-3820	Sleeve - Control Valve	1
43	28-3590	Seal O-Ring	1
44	28-3580	Ring - Back Up	1
45	69-3880	Spring - Neutral Return	1
46	69-3830	Spool - Rotary Valve	1
47	25-2630	Ring Back Up	1
48	69-3890	Bracket - Neutral Return	1
49	69-3860	Screw - Flange Hd.	1
50	69-3870	Handle - Control Valve	1
51	69-3900	Washer	1
52	69-3840	Seal - O-Ring	1
53	69-3650	Piston - Servo	1

†Not serviceable separately.

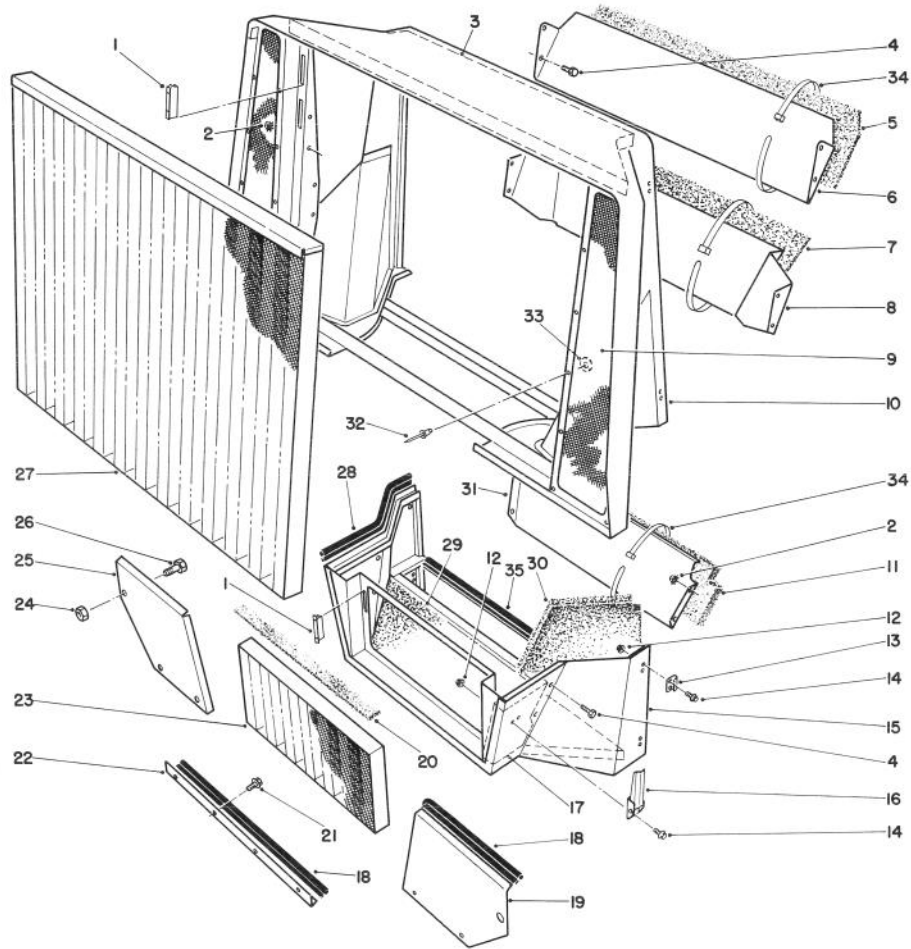


T-0373-90

VARIABLE DISPLACEMENT PUMP NO. 69-3040 (Continued)

Ref. No.	Part No.	Description	No. Used	Ref. No.	Part No.	Description	No. Used
54	69-3690	Bearing	2	76	285-17	Plug - Pipe	2
55	69-3560	Seal - O-Ring	2	77	69-3750	Seal -O-Ring	2
56	69-3570	Ring - Piston	2	78	69-3730	Valve - Relief (Incl. Ref. #71, 72 & 77)	2
57	69-3720	Cover Servo	1	79	69-3090	Adapter - Suction	1
58	69-3140	Bracket - Lifting	1	80	69-3460	Plug Expansion	1
†59	69-3080	Seal - O-Ring	6	81	69-3550	Pin	1
60	69-3150	Plug (Incl. Ref. #59)	6	82	69-3100	Screw	1
61	69-3150	Screw - Hex. Hd.	10	83	69-3400	Screw Hex. Hd.	3
62	69-3070	Washer - Lock	10	84	69-3430	Key - Woodruff	1
63	25-2630	Ring - Back Up	1	85	69-3410	Adapter - A Flange	1
64	237-22	Seal - O-Ring	1	86	69-3420	Ring - Temper Load	1
65	69-3800	Valve	1	87	69-3440	Seal - O-Ring	1
66	69-3810	Valve - By Pass	1	88	69-3540	Cover - Gerotor	1
67	69-3780	Plug (Incl. Ref. #68)	1	89	69-3390	Gerotor Assembly	1
68	237-80	Seal - O-Ring	1	90	69-3700	Guide - Spring	1
69	69-3770	Shim	1	91	69-3660	Screw - Special	1
70	69-3790	Spring Compression	1	92	69-3680	Stop - Servo	1
71	69-3760	Plug Special (Incl. Ref. #77)	2	93	69-3670	Spring - Compression Servo	1
72	69-3740	Spring - Compression	2	†94	69-3120	Seal O-Ring	1
73	69-3110	Screw	2	95	69-3120	Plug (Incl. Ref. #94)	1
74	69-3160	Seal -O-Ring	3				
75	69-3530	Plug - Orifice	1				

†Not serviceable separately.



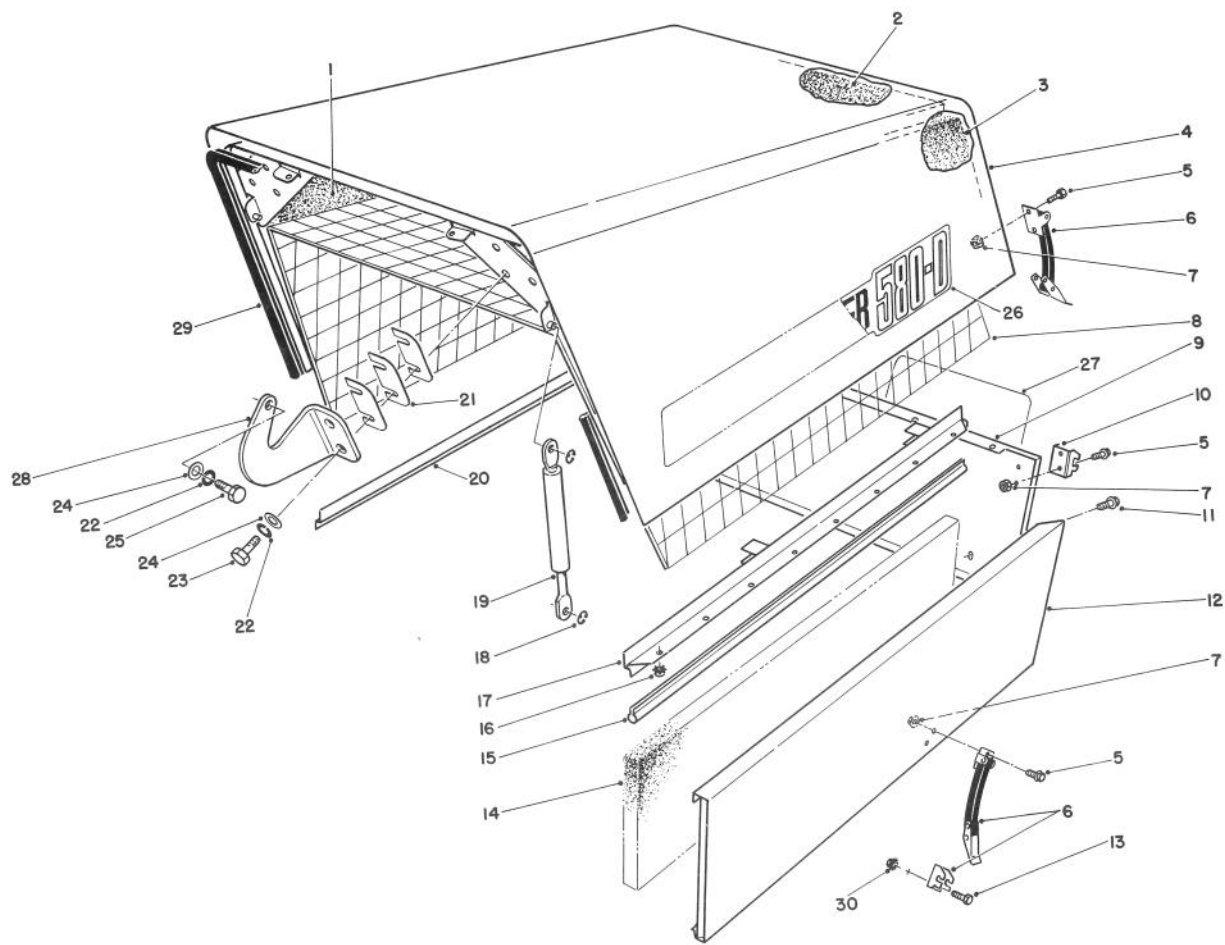
T-0368-90

COWL ASSEMBLY

Ref. No.	Part No.	Description	No. Used
1	58-4250	Magnet	6
2	32149-2	Nut - Keps	16
3	71-0280	Foam - Cowl Top	1
4	321-2	Screw - Cap Hex. Hd.	16
5	71-0240	Foam - Louver Top	2
6	69-9370	Louver - Top	2
7	71-0230	Foam - Louver Middle	1
8	69-1130	Louver - Middle	1
9	69-9650	Screen - Cowl	2
10	69-8650	Cowl - Radiator	1
11	71-0220	Foam - Louver Lower	1
12	3296-2	Nut - Flange Lock	20
13	69-3030	Strike - Latch	8
14	3290-321	Screw - Hex. Washer Hd.	20
15	69-8690	Support - Grille	1
16	69-3020	Handle - Latch	2
17	71-0300	Foam - Low Front Cowl L.H.	1
*	71-0310	Foam - Low Front Cowl R.H.	1
18	69-9721	Strip - Sealing	3

Ref. No.	Part No.	Description	No. Used
19	75-9460	Bracket - Sealing L.H.	1
20	69-0040	Foam - Lower Grille	1
21	32144-11	Screw - Hex. Flange Hd.	8
22	75-9480	Bracket - Sealing Bottom	1
23	69-7150	Grille - Lower	1
24	32153-6	Nut Lock	2
25	75-9470	Bracket - Sealing R.H.	1
26	328-11	Screw - Cap Hex. Hd.	2
27	69-7120	Grille - Upper	1
28	69-9720	Strip - Sealing	2
29	71-0290	Foam - Cowl Bottom	1
30	71-0330	Foam - Low Rear Cowl L.H.	1
*	71-0320	Foam - Low Rear Cowl R.H.	1
31	69-1140	Louver - Lower	1
32	3269-15	Rivet - Pop	22
33	3269-6	Washer - Backup	22
34	250-5	Tie - Cable	16
35	69-9722	Trim - Sealing	1

*Not Illustrated



T-0360-90

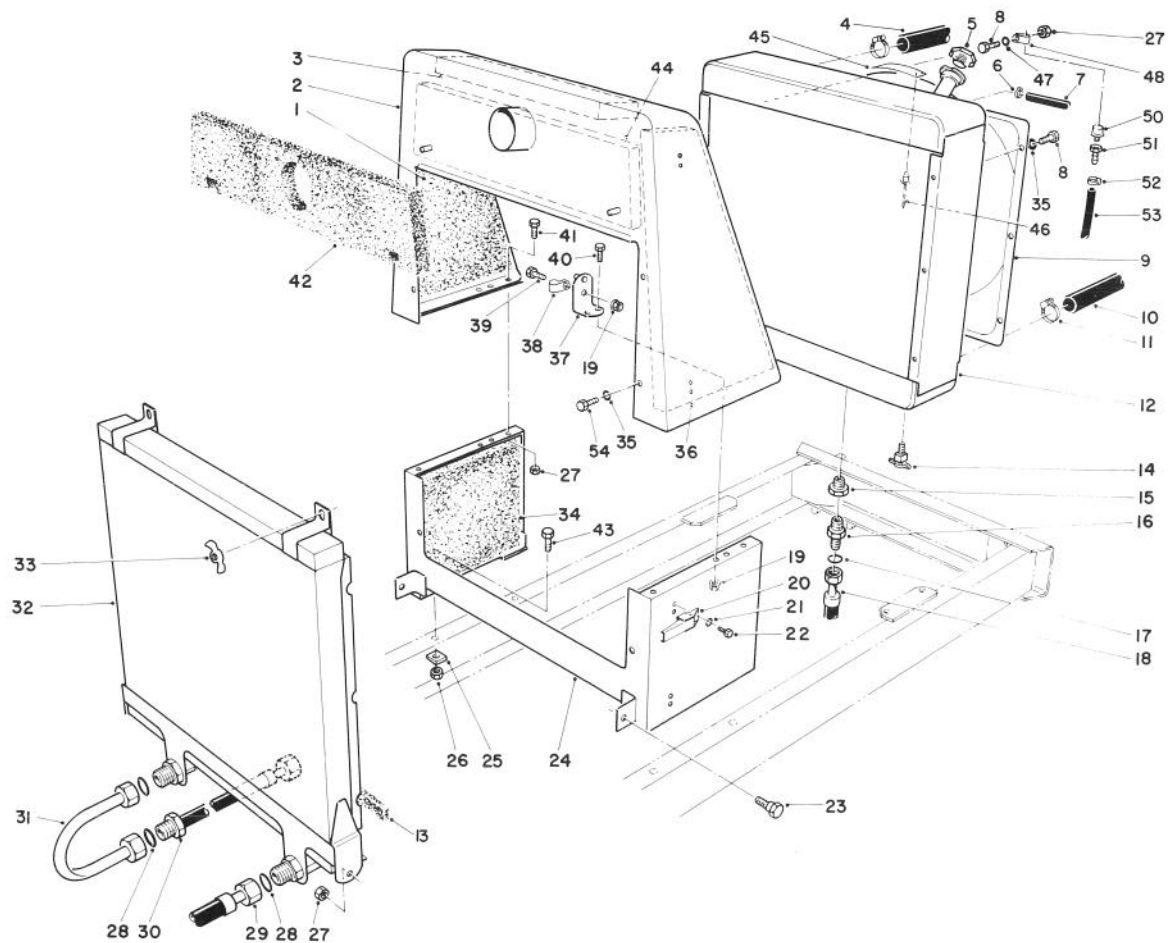
HOOD ASSEMBLY

Ref. No.	Part No.	Description	No. Used
1	71-0270	Foam - Hood Side R.H.	1
2	71-0250	Foam - Hood Top	1
3	71-0260	Foam - Hood Side L.H.	1
4	14-0639	Hood Assembly (Incl. Ref.#1-4, 8, 15-17, 20, 26 & 29)	1
5	3290-321	Screw - Cap Hex. Hd.	12
6	69-3010	Strap - Hold Down (Incl. Ref. #10)	4
7	3296-2	Nut - Flange Lock	12
8	71-0060	Support - Foam	1
9	69-9520	Panel - Rear	1
†10		Latch - Hold - Down	4
11	3234-14	Screw - Cap Hex. Hd.	6
12	69-1390	Panel - Side L.H.	1
*	69-1380	Panel - Side R.H.	1
13	3290-134	Screw - Cap Hex. Hd.	4

Ref. No.	Part No.	Description	No. Used
14	71-0400	Foam - Side Panel	2
15	69-9723	Seal - Hood Bottom	2
16	32149-2	Nut - Keps	16
17	69-8230	Bracket - Trim L.H.	1
18	32151-32	Ring Retaining	4
19	69-0740	Spring - Gas	2
20	69-8250	Bracket - Trim R.H	1
21	69-8500	Shim - Hinge Bracket	6
22	3253-21	Washer - Lock	6
23	323-6	Screw - Cap Hex. Hd.	4
24	3256-24	Washer - Flat	6
25	323-4	Screw - Cap Hex. Hd.	2
26	69-0950	Decal - 580D	2
27	66-6140	Decal - TORO	1
28	69-8520	Bracket - Hinge	2
29	69-9724	Seal - Hood Front	1
30	32149-7	Nut	4

*Not Illustrated

†Not serviceable separately.

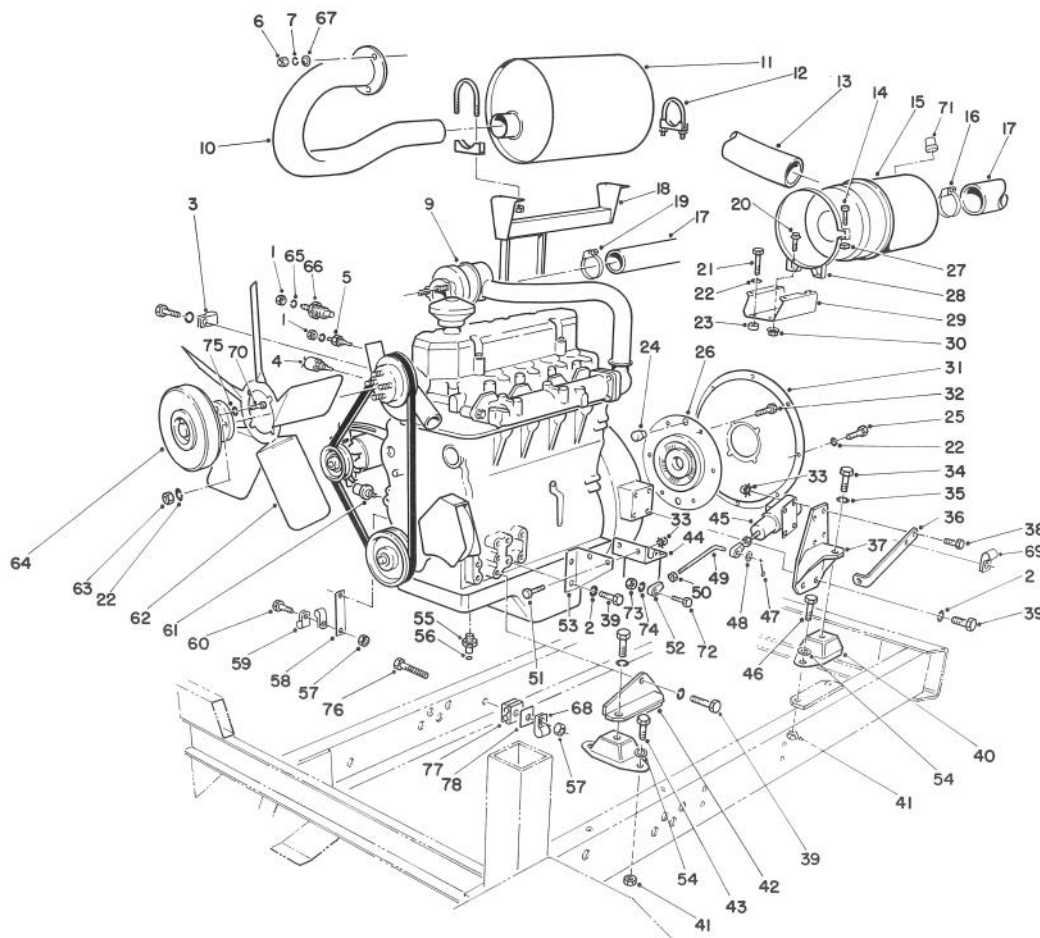


T-0359A

RADIATOR & OIL COOLER ASSEMBLY

Ref. No.	Part No.	Description	No. Used
1	71-0350	Foam - Rad. Support R.H.	1
2	69-8590	Support - Radiator Upper	1
3	71-0360	Foam - Rad. Support Top	1
4	69-5380	Hose - Upper Radiator	1
5	66-3241	Cap - Radiator	1
6	2412-6	Clamp - Hose	1
7	23-2140	Hose - Radiator Vent	1
8	323-34	Screw - Cap Hex. Hd.	7
9	13-4239	Shroud - Fan (Incl. Ref. #45 & 46)	1
10	69-5390	Hose - Lower Radiator	1
11	2412-92	Clamp - Hose	4
12	69-1640	Radiator	1
13	71-0210	Foam - Radiator Seal	1
14	304-46	Valve - Drain	1
15	2812-4	Fitting - Reducer	2
16	340-124	Fitting - Hydraulic Straight (Incl. Ref. #17)	2
17	237-22	Seal - O-Ring	2
18	69-8430	Hose - Hydraulic	2
19	32128-20	Nut - Flange Lock	5
20	69-3020	Latch	8
21	3253-2	Washer - Lock	16
22	3290-321	Screw - Cap Hex. Hd.	16
23	46-3380	Bolt - Shoulder	2
24	69-7100	Support - Radiator Lower	1
25	3290-216	Washer - Bevel	4
26	32153-5	Nut - Lock	4

Ref. No.	Part No.	Description	No. Used
27	32152-2	Nut - Lock	7
28	340-65	Seal - O-Ring	3
29	69-5620	Hose - Hydraulic	1
30	69-8450	Hose - Hydraulic (Incl. Ref. #28)	1
31	69-5900	Tube - Hydraulic	1
32	69-1670	Cooler - Oil (Incl. Ref. #28)	1
33	32103-3	Nut - Wing	2
34	71-0370	Foam - Lower Rad. Support	2
35	3253-21	Washer - Lock	12
36	71-0340	Foam - Rad. Support L.H.	1
37	69-7260	Bracket - Hood Cylinder	2
38	2412-41	Clamp - R	1
39	322-5	Screw - Cap Hex. Hd.	1
40	322-6	Screw - Cap Hex. Hd.	4
41	323-7	Screw - Cap Hex. Hd.	4
42	71-0380	Foam - Rad. Support Front	1
43	325-6	Screw - Cap Hex. Hd.	2
44	71-0390	Foam - Rad. Support Rear	1
45	76-8750	Plate - Caution	2
46	3290-271	Rivet - Pop	4
47	3256-56	Washer - Flat	2
48	2412-82	Clamp - R	1
50	43-8510	Breather	1
51	354-32	Fitting	1
52	2412-108	Clamp - Hose	2
53	71-2680	Hose - Vent	1
54	32144-69	Screw - Cap, Hex. Hd.	6

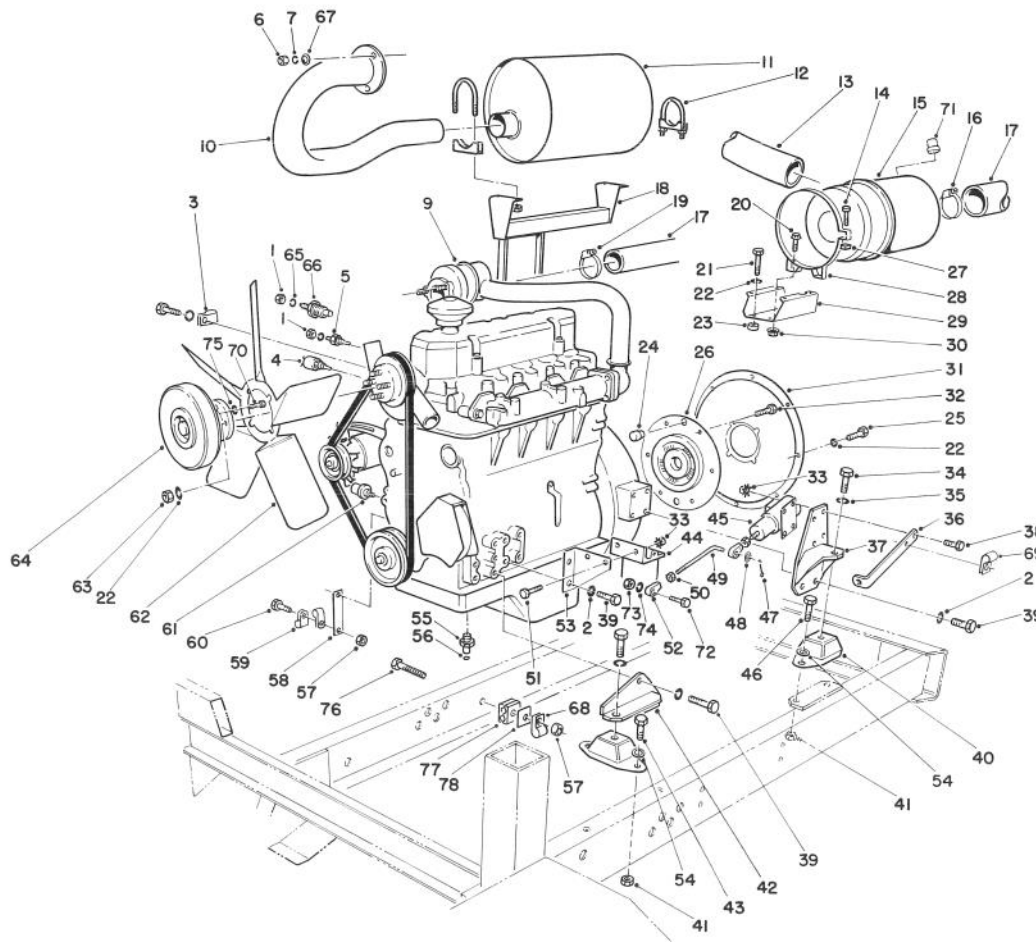


T-0347-90

ENGINE INSTALLATION ASSEMBLY

Ref. No.	Part No.	Description	No. Used	Ref. No.	Part No.	Description	No. Used
1	3219-14	Nut - Hex.	2	29	69-9530	Bracket - Air Cleaner	1
2	48-8070	Washer - Lock	16	30	32128-20	Nut - Flange Lock	4
3	2412-70	Clamp - R	1	31	69-9550	Plate - Adapter	1
4	67-4510	Sending Unit - Temperature	1	32	48-7780	Screw - Cap Hex. Hd.	6
5	39-7592	Switch - Temperature	1	33	32149-2	Nut - Keps	5
6	48-7930	Nut - Lock	3	34	69-8410	Screw - Cap Hex. Hd.	4
7	48-9570	Washer - Lock	3	35	69-8420	Washer - Lock	4
9	69-6250	Engine - Assembly	1	36	69-8490	Bracket - Throttle Cable	1
10	76-0980	Pipe - Exhaust	1	37	85-6210	Bracket - Rear Eng. Mount	2
11	69-9420	Muffler	1	38	321-6	Screw - Cap Hex. Hd.	3
12	20-4840	Clamp - Exhaust	2	39	69-0060	Screw - Cap Hex. Hd.	16
13	69-5350	Hose - Air Cleaner Inlet	1	40	69-1660	Mount - Engine	4
14	3258-19	Screw - Machine	2	41	32153-5	Nut - Lock	8
15	69-1890	Air Cleaner Assembly	1	42	69-7580	Bracket - Front Engine Mount L.H.	1
16	2412-110	Clamp - Hose	3	*	69-7570	Bracket - Front Engine Mount R. H.	1
17	69-5360	Hose - Air Cleaner	1	43	325-17	Screw - Cap Hex. Hd.	4
18	69-7610	Bracket - Muffler	1	44	69-1750	Fuel Filter Assembly	1
19	2412-42	Clamp - Hose	1	45	85-6230	Solenoid - Engine Run	1
20	3234-14	Screw - Hex. Washer Hd.	4	46	325-4	Screw - Cap Hex. Hd.	4
21	48-9480	Screw - Cap Hex. Hd.	4	47	3272-6	Pin - Cotter	1
22	48-9590	Washer - Lock	16	48	3256-1	Washer - Flat	1
23	17-7190	Spacer	4	49	69-9110	Rod - Engine Run Solenoid	1
24	58-3590	Pin - Flywheel	2	50	3220-1	Nut - Jam	2
25	48-9470	Screw - Cap Hex. Hd.	8	51	321-4	Screw - Cap Hex. Hd.	2
26	48-6260	Coupling - Spring Centering	1				
27	32107-11	Nut - Square	2				
28	69-1950	Band - Air Cleaner (Incl. Ref. #14 & 27)	2				

*Not Illustrated



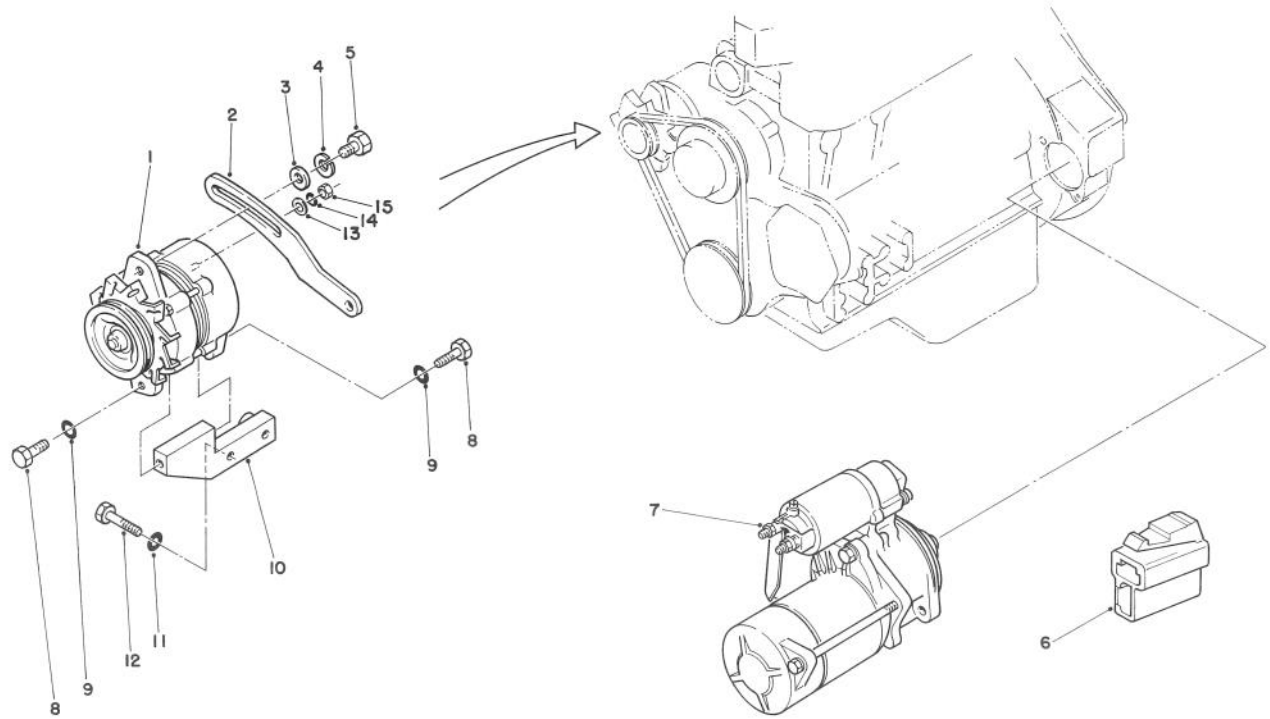
T-0347-90

ENGINE INSTALLATION ASSEMBLY (Continued)

Ref. No.	Part No.	Description	No. Used
52	2411-41	End - Rod	2
53	69-9360	Bracket - Fuel Filter	1
54	3256-26	Washer - Flat	8
55	69-8460	Fitting - Hydraulic Straight (Incl. Ref. #56)	2
56	237-22	Seal - O-Ring	2
57	32152-1	Nut - Lock	2
58	69-9070	Bracket - Clamp	1
59	2412-41	Clamp - R	2
60	323-6	Screw - Cap Hex. Hd.	1
61	71-4280	Sending Unit - Oil Pressure	1
62	69-1680	Fan	1
63	69-9710	Nut - Lock	4
64	69-1690	Clutch - Fan	1

Ref. No.	Part No.	Description	No. Used
65	3253-2	Washer - Lock	2
66	39-7591	Thermo Switch Assembly	1
67	3256-3	Washer - Flat	3
68	2412-39	Clamp - R	1
69	2412-73	Clamp - R	1
70	323-4	Screw - Cap Hex. Hd.	4
71	69-1940	Indicator - Electrical	1
72	48-7630	Screw	1
73	48-7890	Nut - Hex.	1
74	3253-3	Washer - Lock	1
75	3253-21	Washer - Lock	4
76	322-13	Screw - Cap Hex. Hd.	1
77	56-7974	Clamp Half - Hydraulic Line	2
78	69-9761	Plate - Cover	1

*Not Illustrated

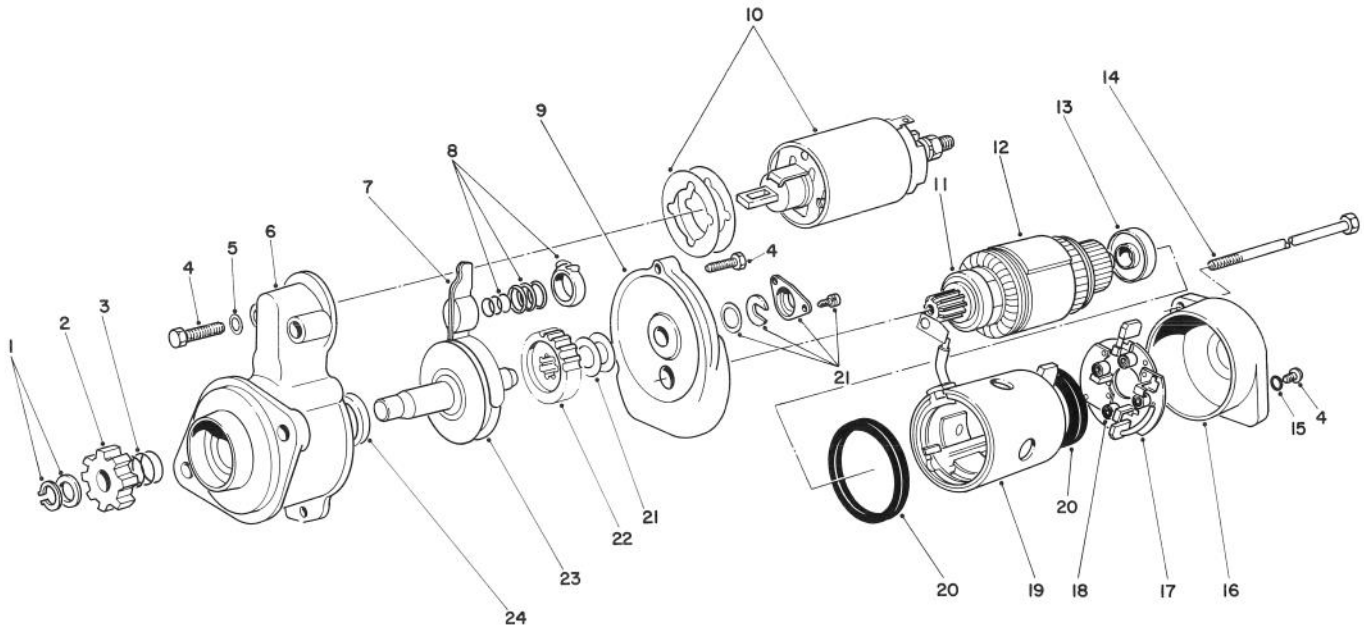


T-0580-90

STARTER & ALTERNATOR INSTALLATION ASSEMBLY

Ref. No.	Part No.	Description	No. Used
1	70-5760	Alternator Assembly	1
2	70-5740	Plate	1
3	51-8590	Washer	1
4	51-7250	Washer - Lock	1
5	60-7370	Bolt	1
6	59-6910	Connector	1
7	70-5860	Starter Assembly	1
8	51-8640	Bolt	2

Ref. No.	Part No.	Description	No. Used
9	51-6390	Washer - Lock	2
10	70-5750	Bracket	1
11	51-8610	Washer - Lock	2
12	70-2940	Bolt	2
13	5-3637	Washer - Flat	1
14	43-5920	Washer - Lock	1
15	43-5970	Nut - Hex.	1



T-0160-90

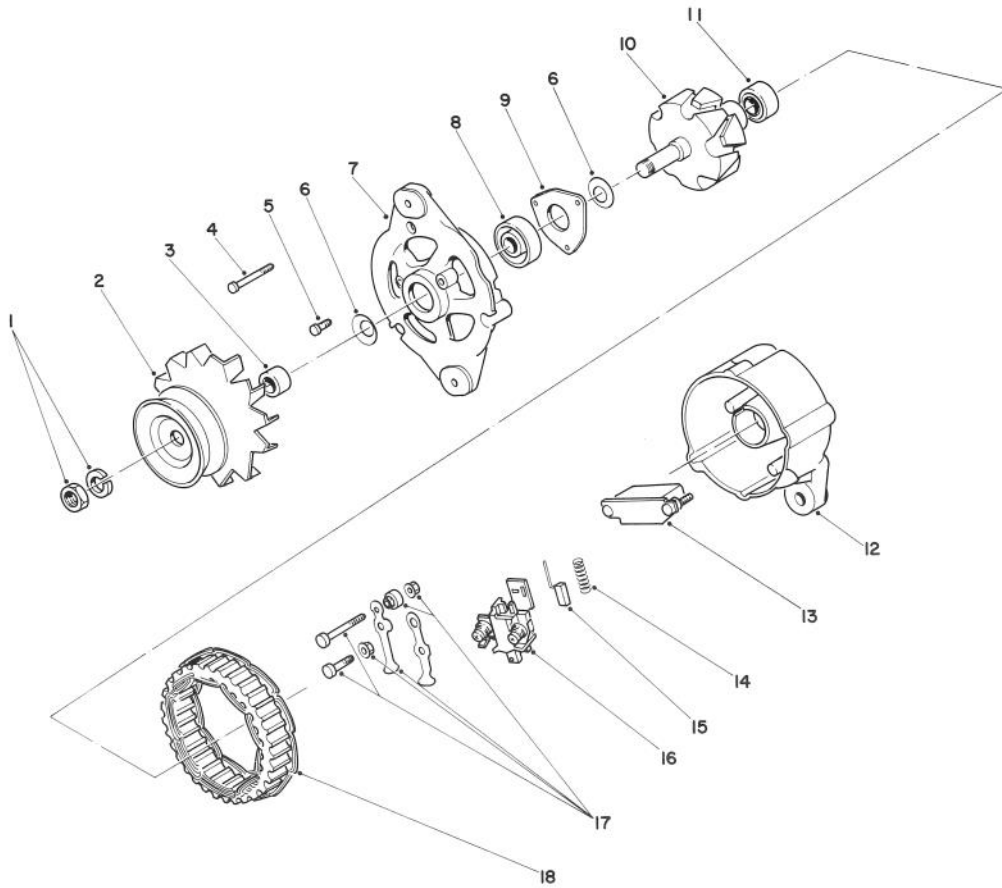
STARTER MOTOR ASSEMBLY NO. 70-5860

Ref. No.	Part No.	Description	No. Used
1	51-7740	Retaining Ring Assembly	1
2	51-7730	Gear Pinion Assembly (Incl. Ref. #1 & 3)	1
†3		Spring	1
4	51-7600	Screw Set	1
5	51-7610	Packing	2
6	70-3280	Cover Assembly Front (Incl. Ref. #24)	1
7	51-7640	Lever Assembly	1
8	51-7650	Spring Assembly	1
9	51-7660	Bracket Assembly Center	1
10	51-7670	Solenoid	1
11	51-7690	Bearing	1
12	70-3260	Armature Assembly (Incl. Ref. #11 & 13)	1
13	70-3330	Bearing	1

Ref. No.	Part No.	Description	No. Used
14	70-3310	Bolt Set	1
15	51-7840	Ring - Rubber	2
16	51-7830	Cover - Rear	1
17	70-3290	Brush Holder Assembly (Incl. Ref. #18)	1
18	70-3270	Spring - Brush	4
19	70-3300	Yoke Assembly	1
20	51-7790	Packing	2
21	51-7780	Cover Assembly	1
22	51-7770	Gear - Pinion	1
23	51-7760	Shaft Assembly	1
24	51-7630	Seal - Oil	1
*	51-7750	Gear Assembly (Incl. Ref. #22 & 23)	1
*	51-7720	Clutch Assy. (Incl. Ref. #1-3 & 21-24)	1

*Not Illustrated

†Not Serviceable Separately

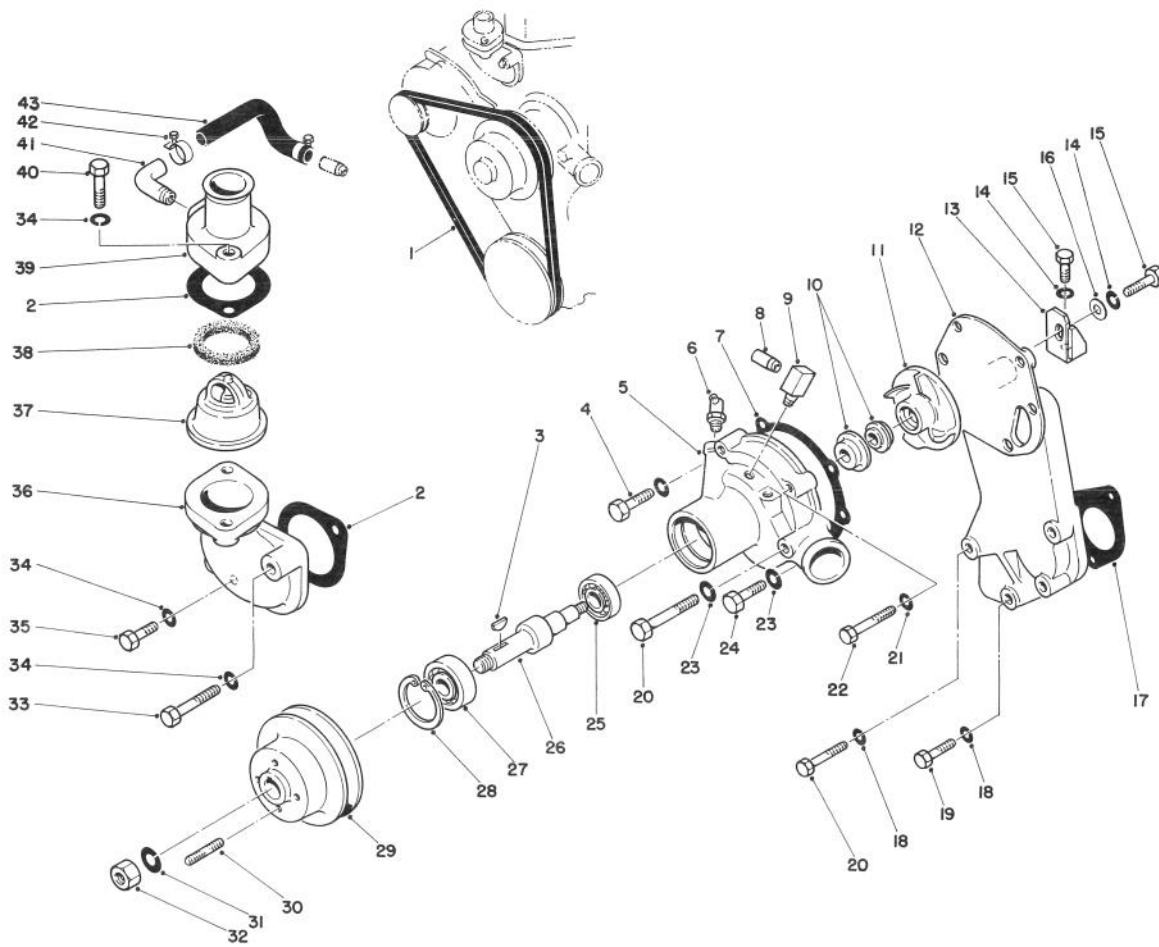


T-0161-90

ALTERNATOR ASSEMBLY NO. 70-5760

Ref. No.	Part No.	Description	No. Used	Ref. No.	Part No.	Description	No. Used
1	51-7850	Nut Assembly	1	10	51-7910	Rotor Assembly (Incl. Ref. #11)	1
2	70-2800	Pulley Assembly (Incl. Ref. #3)	1	11	60-5360	Bearing	1
†3		Collar - Shaft	1	12	60-5380	Cover Assembly - Rear (Incl. Ref. #13-17)	1
4	51-7870	Screw Set	1	13	60-5370	Rectifier Assembly	1
5	51-7890	Screw Set	1	14	70-2810	Spring - Return	2
†6		Spring Washer	2	15	51-7970	Brush	2
7	60-5340	Cover Assembly - Front (Incl. Ref. #5, 6, 8 & 9)	1	16	51-7960	Regulator Assembly (Incl. Ref. #14 & 15)	1
8	70-3320	Bearing	1	17	51-7950	Terminal Assembly	1
†9		Plate - Bearing Retainer	1	18	51-7930	Stator	1

†Not Serviceable Separately



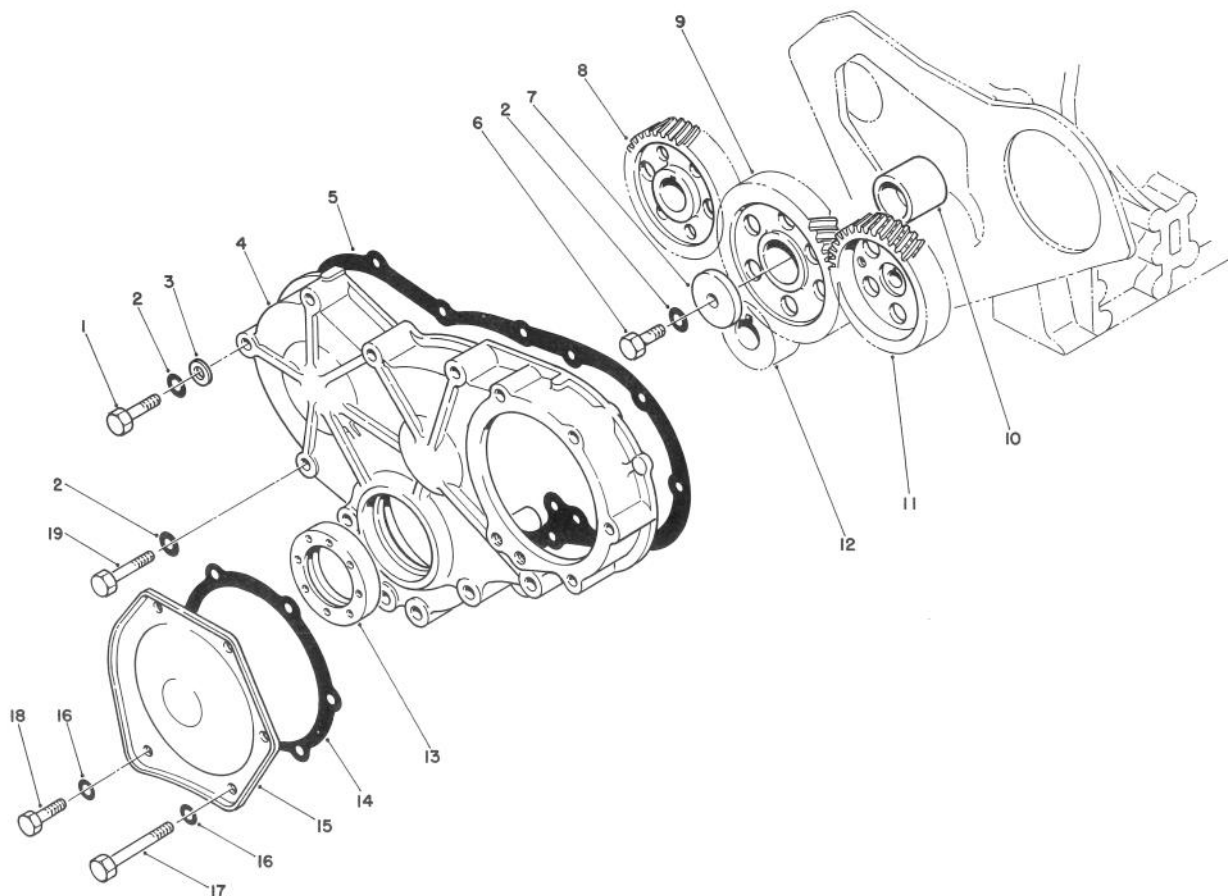
T-0581-90

WATER PUMP ASSEMBLY

Ref. No.	Part No.	Description	No. Used
1	70-3450	V-Belt	1
†2	51-7210	Gasket	2
3	51-6960	Key	1
4	70-2910	Bolt	1
5	70-5600	Water Pump Assembly (Incl. Ref #3-4, 6-11 & 25-32)	1
6	51-7020	Nipple	1
7	70-5650	Gasket	1
8	51-7170	Pipe	1
9	70-5620	Connector	1
10	51-7030	Seal	1
11	70-5610	Impeller	1
12	70-5640	Bracket	1
13	70-5670	Stay	1
14	51-6390	Washer - Lock	2
15	70-2890	Bolt	2
16	70-2990	Washer	1
†17	70-5660	Gasket	1
18	51-6390	Washer - Lock	4
19	70-2900	Bolt	1
20	70-2920	Bolt	3
21	51-6920	Washer - Lock	2

Ref. No.	Part No.	Description	No. Used
22	70-2850	Bolt	2
23	51-6390	Washer - Lock	4
24	51-4910	Bolt	2
25	51-6980	Bearing	1
26	70-5630	Shaft	1
27	51-6950	Bearing	1
28	51-6940	Ring	1
29	70-5680	Pulley	1
30	70-2950	Stud	4
31	51-6920	Washer - Lock	1
32	51-6910	Nut	1
33	70-2860	Bolt	1
34	51-7250	Washer - Lock	4
35	60-7280	Bolt	1
36	70-5690	Elbow	1
37	51-7230	Thermostat	1
†38	51-7220	Gasket	1
39	70-5050	Cover	1
40	60-7040	Bolt	2
41	70-5590	Connector	1
42	51-7200	Clamp	2
43	70-5040	Hose	1

†Included in Gasket Set No. 70-6950



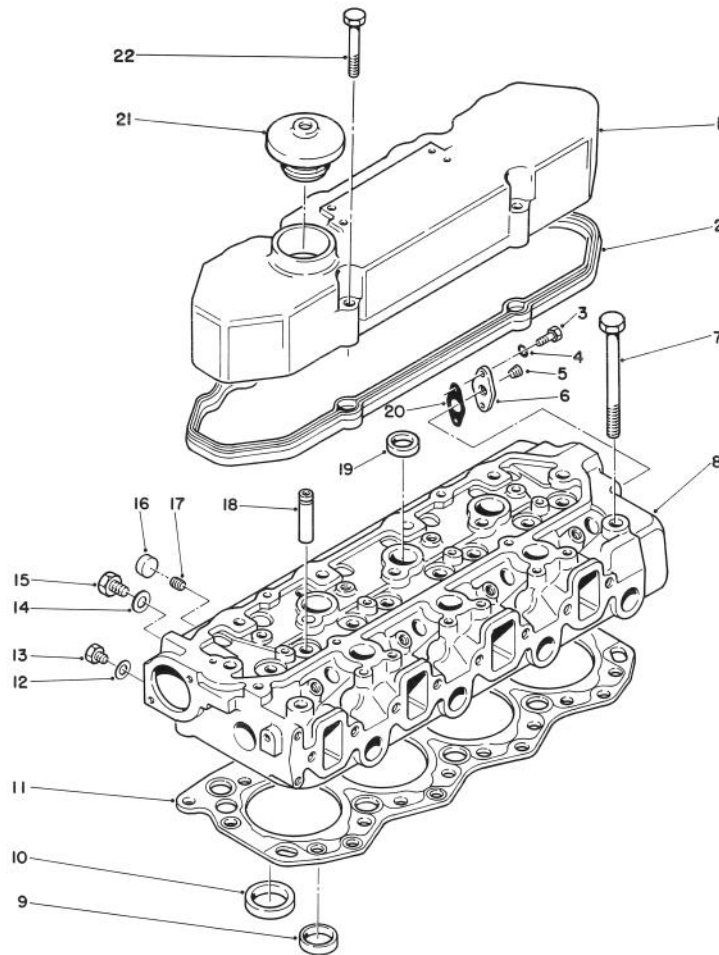
T-0582-90

TIMING GEAR CASE ASSEMBLY

Ref. No.	Part No.	Description	No. Used	Ref. No.	Part No.	Description	No. Used
1	51-4920	Bolt	1	10	51-6430	Bushing	1
2	51-6390	Washer - Lock	11	11	70-6040	Gear - Injection Pump	1
3	70-2990	Washer	1	12	70-5830	Gear - Crankshaft	1
4	70-5790	Case	1	†13	70-5780	Seal	1
†5	70-5370	Gasket	1	†14	51-5860	Gasket	1
6	60-7210	Bolt	1	15	51-5850	Cover	1
7	51-6400	Plate	1	16	51-7250	Washer - Lock	5
8	70-5020	Gear - Camshaft	1	17	70-2860	Bolt	4
9	70-5450	Idler Assembly (Incl. Ref. #10)	1	18	60-7110	Bolt	1
				19	70-2930	Bolt	9

†Included in Gasket Set No. 70-6950

‡Included In Oil Seal Kit No. 70-6960

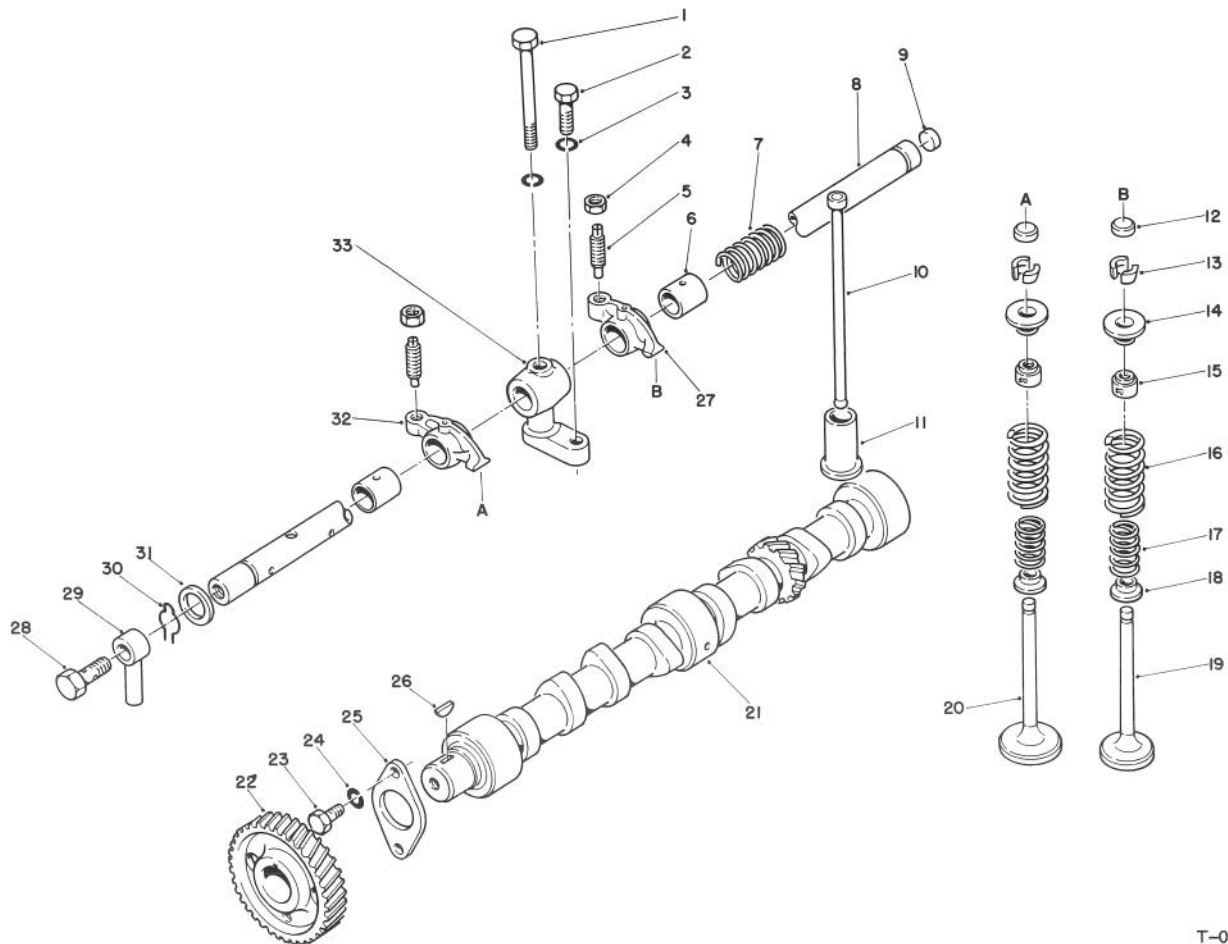


T-0583-90

ROCKER COVER & CYLINDER HEAD ASSEMBLY

Ref. No.	Part No.	Description	No. Used	Ref. No.	Part No.	Description	No. Used
1	70-5220	Cover	1	†11	70-5130	Gasket	1
†2	70-5210	Gasket	1	†12	51-5840	Washer	1
3	60-7280	Bolt	2	13	70-3100	Plug	1
4	51-7250	Washer - Lock	2	†14	51-6890	Gasket	1
5	70-5140	Plug	1	15	70-3230	Plug	1
6	70-5890	Flange	1	16	70-3360	Cap	4
7	63-4740	Bolt	17	17	70-3390	Plug	4
8	70-5900	Cylinder Head Assembly (Incl. Ref. #3-6, 9-10 & 12-20)	1	18	51-4950	Guide	8
9	70-5870	Insert - Exhaust	4	19	70-3380	Cap	15
10	70-5880	Insert - Inlet	4	20	70-5090	Gasket	1
				21	51-5350	Cap	1
				22	70-2930	Bolt	4

†Included in Gasket Set No. 70-6950



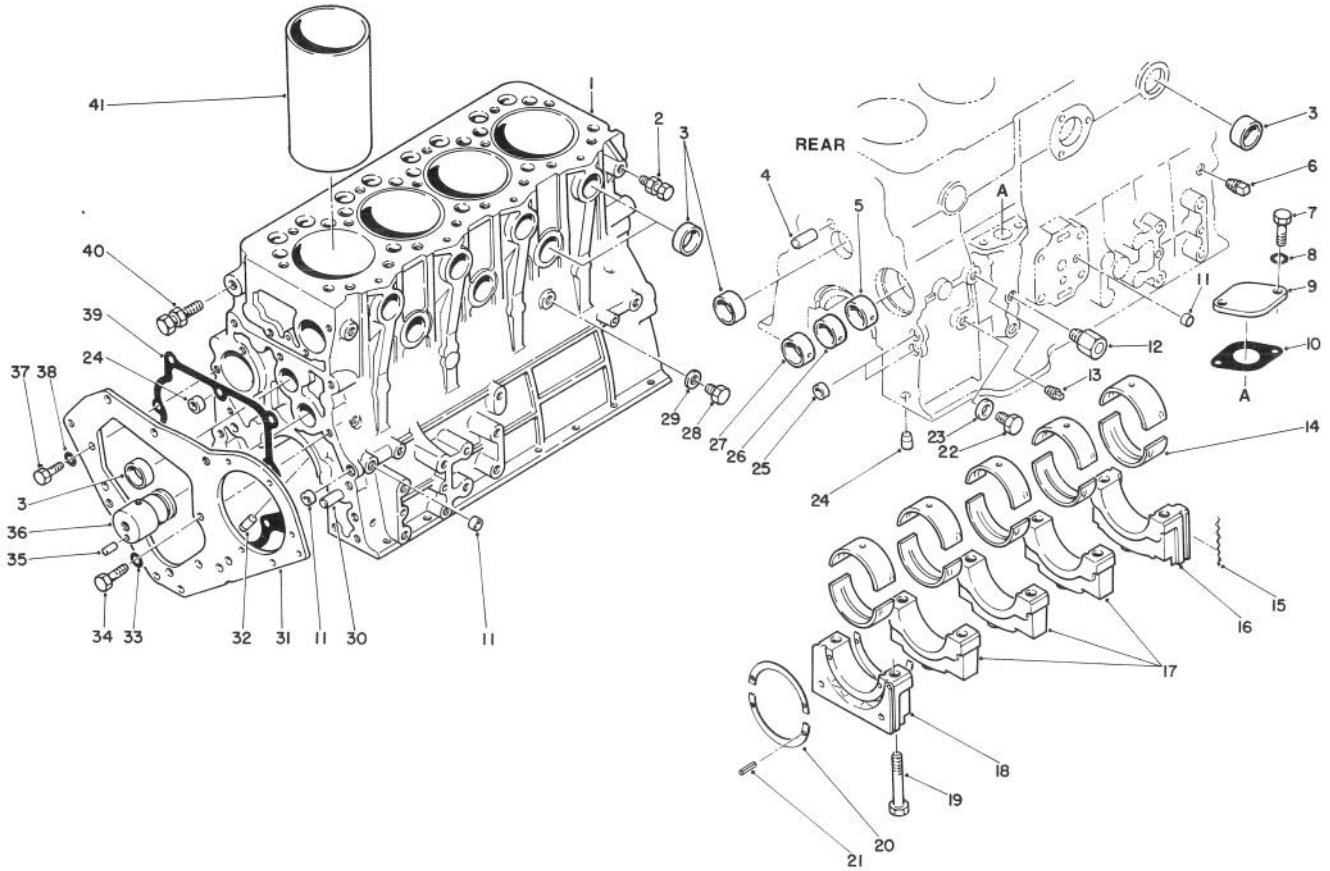
T-0584-90

VALVE & CAMSHAFT ASSEMBLY

Ref. No.	Part No.	Description	No. Used	Ref. No.	Part No.	Description	No. Used
1	70-2870	Bolt	4	18	70-5000	Retainer	8
2	60-7280	Bolt	4	19	70-5920	Valve - Exhaust	4
3	51-7250	Washer - Lock	8	20	70-5910	Valve - Inlet	4
4	70-2970	Nut	8	21	70-5940	Camshaft	1
5	70-3160	Screw	8	22	70-5020	Gear - Camshaft	1
6	70-5080	Bushing	8	23	60-7110	Bolt	2
7	70-5190	Spring	3	24	51-7250	Washer - Lock	2
8	70-5180	Rocker Shaft Assembly (Incl. Ref. #9)	1	25	51-5470	Plate	1
9	51-5090	Plug	1	26	51-5460	Key	1
10	70-5230	Rod - Push	8	27	70-5160	Rocker Assembly - Exhaust (Incl. Ref. #4-6)	4
11	70-5010	Tappet	8	28	70-3050	Bolt	1
12	51-5280	Cap	8	29	70-5170	Pipe	1
13†	51-5290	Cotter	16	30	51-5260	Ring - Retaining	2
14	51-5300	Retainer	8	31	70-5110	Washer	2
‡15	51-5310	Seal	8	32	70-5150	Rocker Assembly - Intake (Incl. Ref. #4-6)	4
16	70-5930	Spring	8	33	70-5200	Bracket	4
17	70-4990	Spring	8				

‡Included in Oil Seal Kit No. 70-6960

†Sold in sets of two



CRANKCASE ASSEMBLY

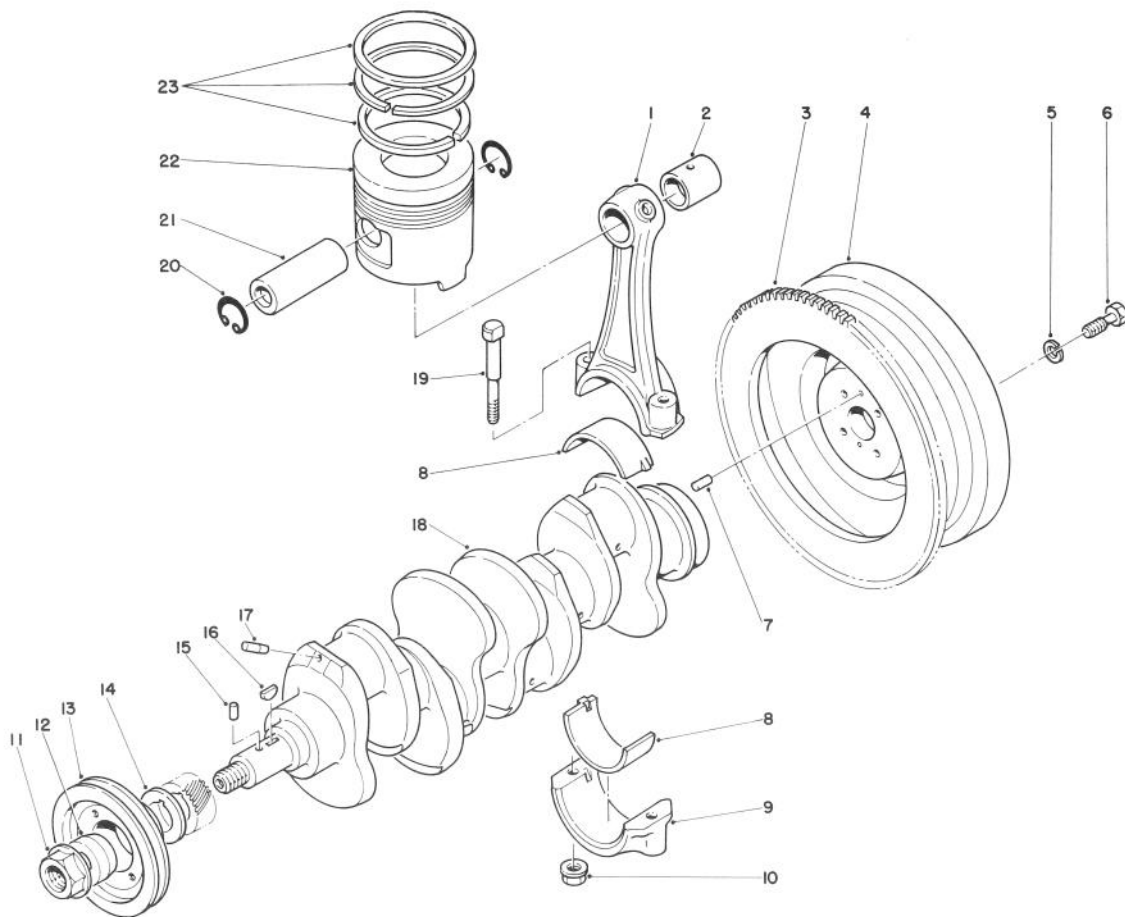
T-0585-90

Ref. No.	Part No.	Description	No. Used
1	70-5960	Crankcase Assembly (Incl. Ref. #2-6, 11, 13, 15-19, 21-30, 32, 35-36, & 40-41)	1
2	51-5580	Hanger	1
3	51-5600	Cap	11
4	70-3000	Pin	2
5	51-5500	Bushing No. 1	1
6	70-3400	Plug	6
7	60-7280	Bolt	2
8	51-7250	Washer	2
9	51-6480	Cover	1
†10	51-6490	Gasket	1
11	70-3350	Cap	6
12	70-5950	Connector	1
13	70-3410	Plug	1
14	70-5350	Bearing - Main (Std.)	10
‡15	70-5240	Seal	4
16		Cap - Bearing No. 1	1
17		Cap - Bearing No. 2,3, & 4	3
18		Cap - Bearing No. 5	1
19	70-5300	Bolt	10
20	70-5360	Plate - Thrust (Std.)	3

Ref. No.	Part No.	Description	No. Used
21	51-5650	Pin	6
22	70-3120	Plug	1
†23	70-3080	Gasket	1
24		Plug	2
25	70-3370	Cap	3
26	51-5510	Bushing - No. 2	1
27	51-5520	Bushing - No. 3	1
28	51-8280	Bolt	1
†29	51-8270	Washer	1
30	70-5320	Pin	2
31	70-5250	Plate	1
32	70-5340	Valve	4
33	51-6390	Washer	1
34	70-2890	Bolt	1
35	51-5650	Pin	1
36	51-5640	Idler Shaft Assembly (Incl. Ref. #35)	1
37	60-7110	Bolt	1
38	51-7250	Washer	1
†39	70-5260	Gasket	1
40	70-5290	Hanger	1
41	70-5280	Sleeve	4

†Included in Gasket Set No. 70-6950

‡Included In Oil Seal Kit No. 70-6960



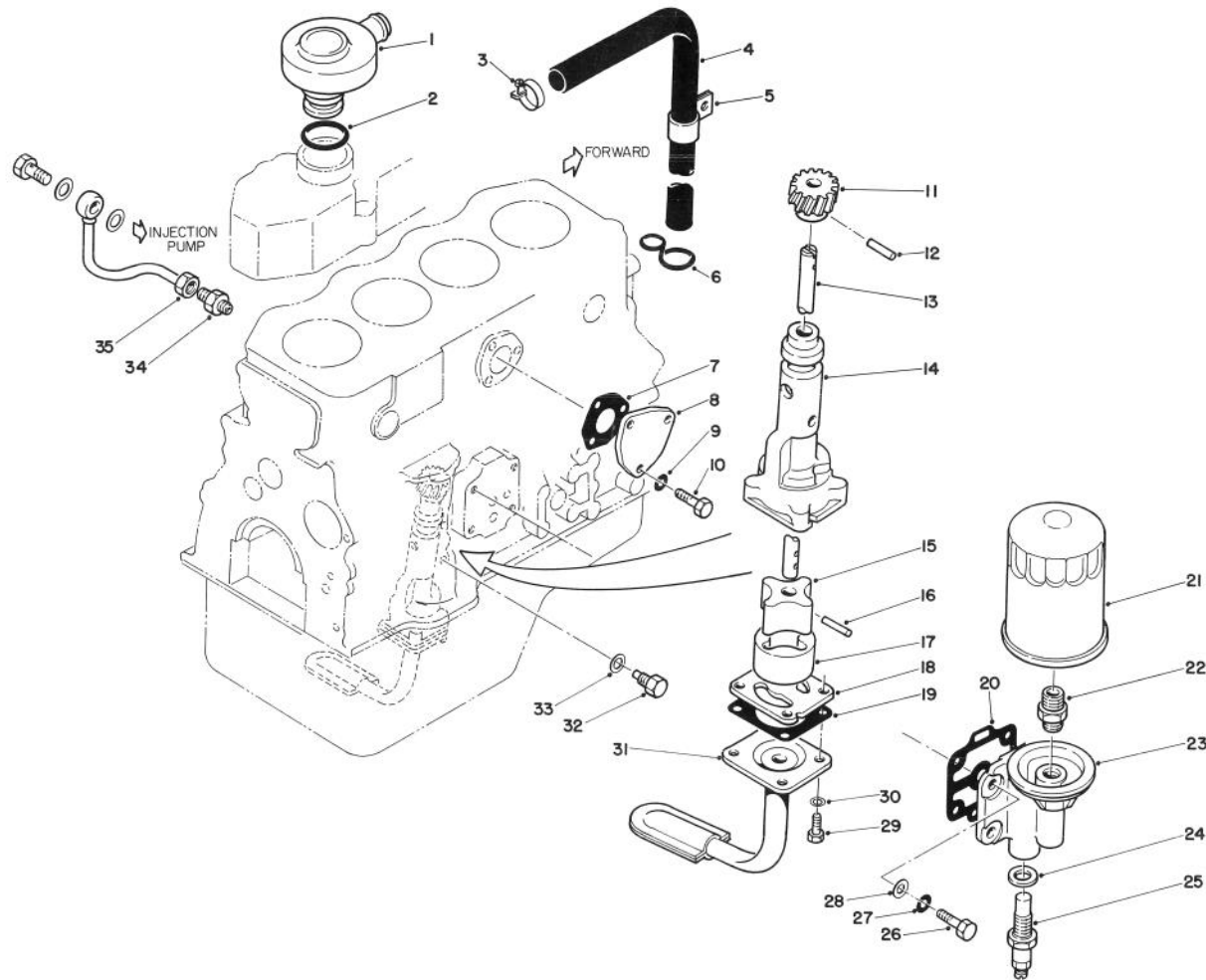
T-0586-90

PISTON, CONNECTING ROD, CRANKSHAFT & FLYWHEEL

Ref. No.	Part No.	Description	No. Used
1	70-5990	Connecting Rod - Std. (Incl. Ref. #2, 8-10 & 19)	4
2	70-6000	Bushing	4
3	51-6350	Gear	1
4	70-6030	Flywheel Assembly (Incl. Ref. #3)	1
5	51-8610	Washer - Lock	4
6	70-2880	Bolt	4
7	70-5800	Pin	2
8†	70-5430	Bearing - Rod (Std.)	8
9		Cap	4
10	70-5420	Nut	8
11	70-3170	Nut	1

Ref. No.	Part No.	Description	No. Used
12	70-5820	Cone	1
13	70-5440	Pulley	1
14	70-5810	Plate	1
15	51-5650	Pin	1
16	51-5460	Key	1
17		Plug	2
18	70-6020	Crankshaft Assembly (Incl. Ref. #7, 11, & 15-17)	1
19	70-6010	Bolt	8
20	70-3020	Ring	8
21	70-5410	Pin	4
22	70-5980	Piston (Std.)	4
23	70-5400	Ring Set - Std.	4

†Sold in sets of two



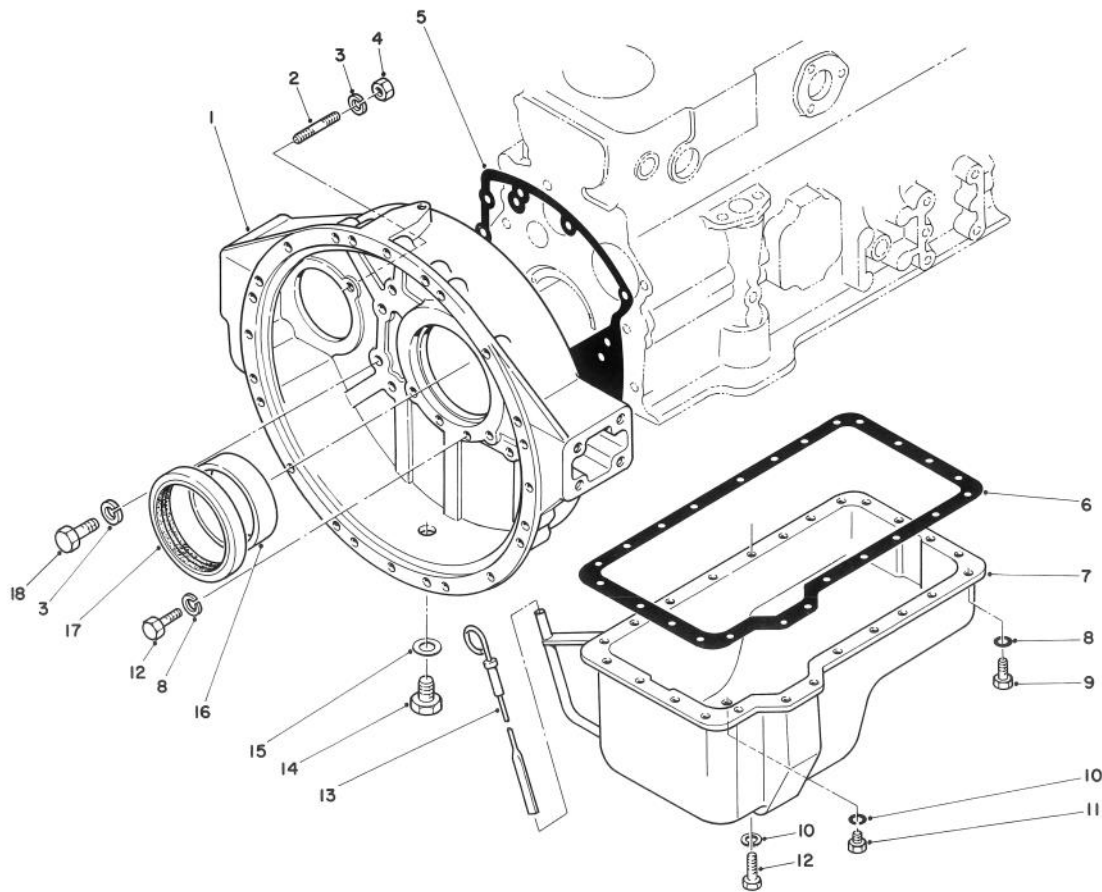
T-0587-90

OIL PUMP, BREATHER & FILTER

Ref. No.	Part No.	Description	No. Used
1	70-5570	Breather	1
†2	70-3220	O-Ring	1
3	70-3090	Clamp	1
4	70-3030	Tube	1
5	70-3420	Clip	1
6	70-5580	Stay	1
†7	70-5100	Gasket	1
8	70-5270	Cover	1
9	51-7250	Washer	3
10	60-7110	Bolt	3
11		Gear	1
12		Pin	1
13		Shaft	1
14	70-5840	Oil Pump Assembly (Incl. Ref. #11-13, 15-18 & 29-30)	1
15		Rotor	1
16		Pin	2
17		Rotor	1
18	70-5850	Cover	1

Ref. No.	Part No.	Description	No. Used
†19	70-5510	Gasket	1
†20	70-5550	Gasket	1
21	49-2500	Element Assembly	1
22	70-5520	Union	1
23	70-5530	Bracket Assembly (Incl. Ref. #22, 24 & 25)	1
24	51-6820	Washer	1
25	51-6830	Relief Valve Assembly	1
26	60-7480	Bolt	4
27	51-6390	Washer - Lock	4
28	70-2990	Washer	4
29	60-7290	Bolt	4
30	51-7400	Washer	4
31	70-5500	Strainer	1
32	70-5120	Bolt	1
†33	70-3070	Gasket	1
34	70-3340	Connector	1
35	70-5030	Pipe	1
*	70-5540	Oil Filter Assembly (Incl. Ref. #21-25)	1

†Included in Gasket Set No. 70-6950



T-0588-90

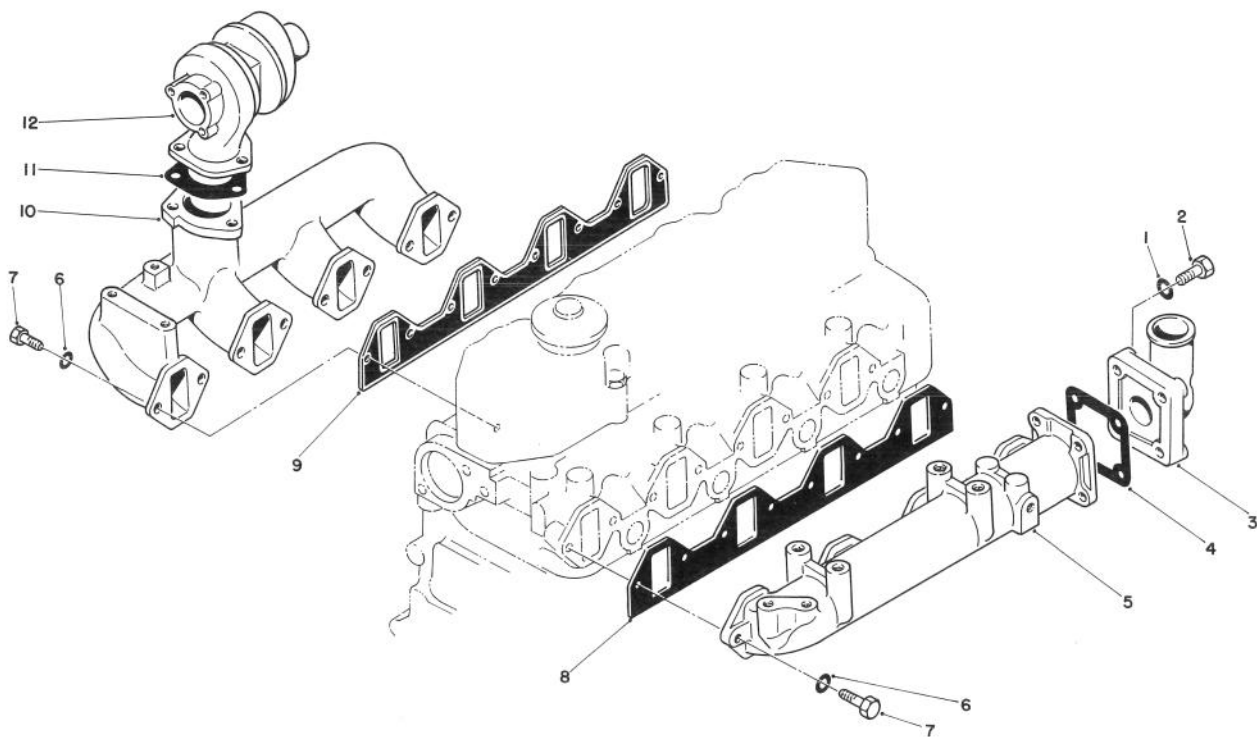
FLYWHEEL HOUSING & OIL PAN ASSEMBLY

Ref. No.	Part No.	Description	No. Used
1	70-5970	Housing	1
2	51-5950	Stud	2
3	51-6390	Washer - Lock	13
4	51-5970	Nut	2
†5	70-5330	Gasket	1
†6	70-5390	Gasket	1
7	70-5380	Pan - Oil (Incl. Ref. #10 & 11)	1
8	51-7250	Washer - Lock	28
9	60-7280	Bolt	23

Ref. No.	Part No.	Description	No. Used
†10	70-3470	Washer - Drain Plug	1
11	70-3110	Plug - Drain	1
12	60-7370	Bolt	5
13	70-5560	Gage	1
14	70-3230	Plug	1
†15	51-6890	Gasket - Plug	1
16		Sleeve	1
‡17	51-5890	Oil Seal Assembly (Incl. Ref. #16)	1
18	70-2900	Bolt	11

†Included in Gasket Set No. 70-6950

‡Included In Oil Seal Kit No. 70-6960



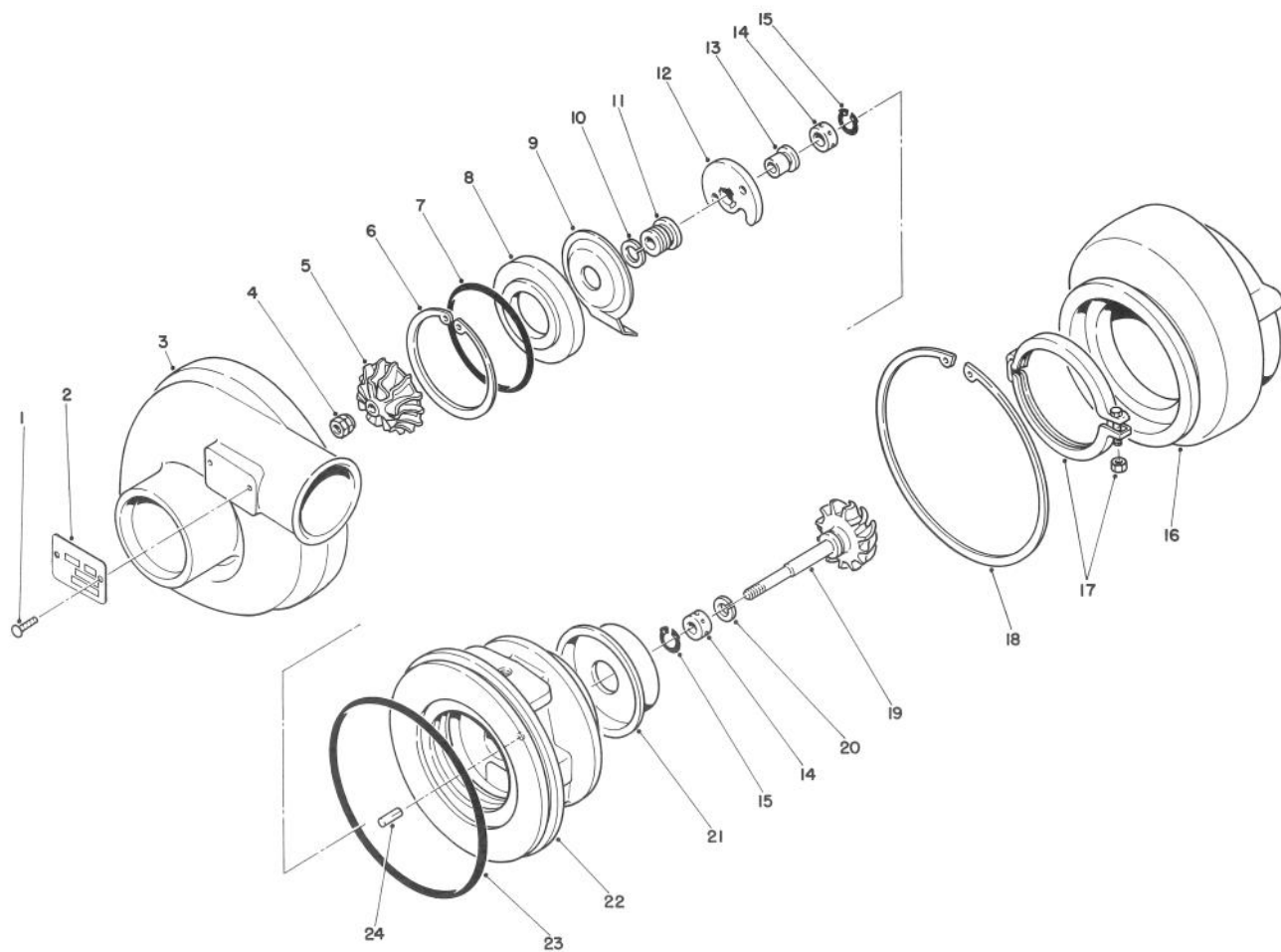
T-0590-90

INTAKE & EXHAUST MANIFOLD ASSEMBLY

Ref. No.	Part No.	Description	No. Used
1	51-7250	Washer	4
2	60-7370	Bolt	4
3	70-6090	Elbow	1
†4	70-3130	Gasket	1
5	70-6050	Manifold	1
6	51-7250	Washer	16

Ref. No.	Part No.	Description	No. Used
7	60-7370	Bolt	16
†8	70-6060	Gasket	1
†9	70-5460	Gasket	1
10	70-5470	Manifold	1
†11	70-6250	Gasket	1
12	70-6430	Turbocharger Assembly	1

†Included in Gasket Set No. 70-6950

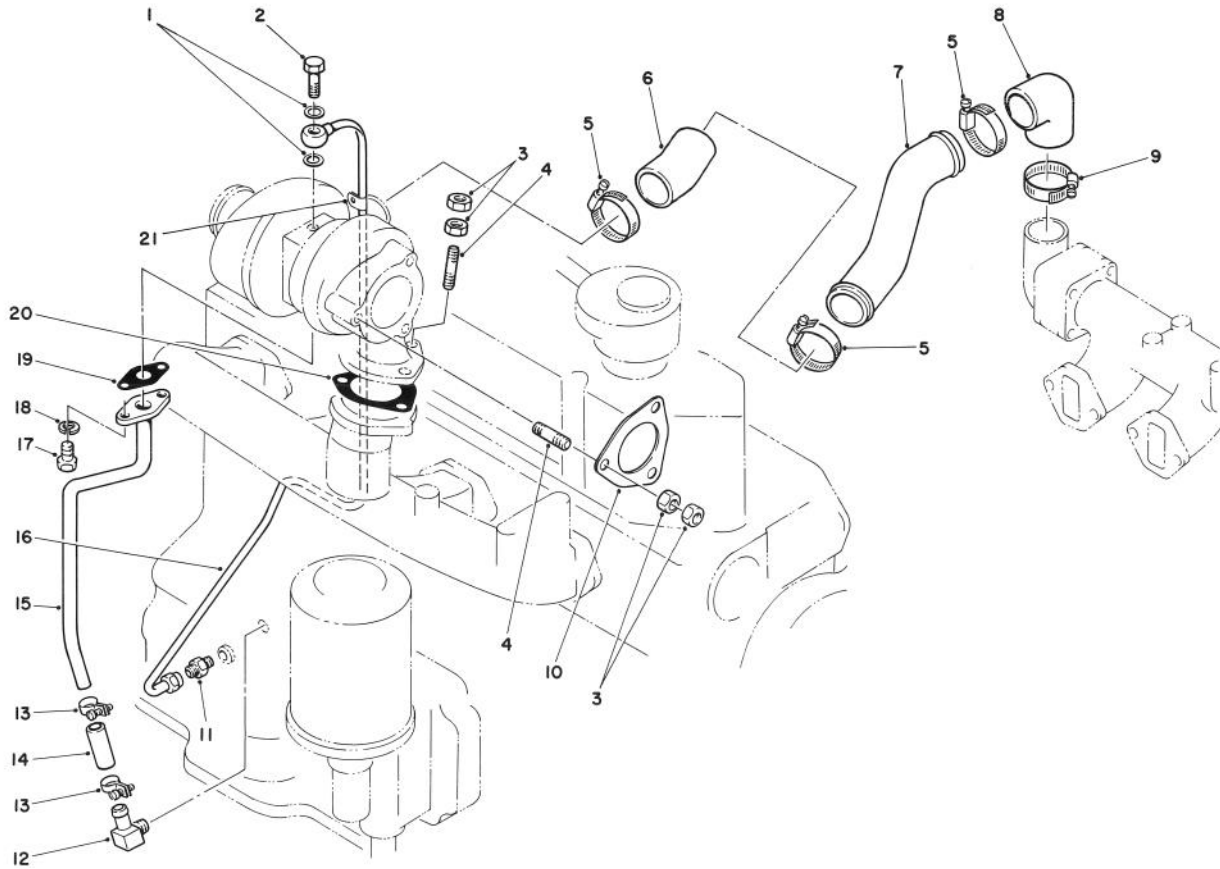


T-0591-90

TURBOCHARGER ASSEMBLY NO. 70-6430

Ref. No.	Part No.	Description	No. Used
1	60-7160	Rivet	2
2	70-6360	Plate	1
3	70-6340	Cover	1
4	70-6330	Nut	1
5	70-6320	Wheel	1
6	70-6300	Ring	1
7	70-6270	O-Ring	1
8	70-6290	Insert	1
9	70-6280	Deflector	1
10	70-6310	Ring	1
11	70-6410	Sleeve	1
12	70-6380	Bearing	1
13	70-6420	Ring	1
14	70-6370	Bearing	2

Ref. No.	Part No.	Description	No. Used
15	70-6390	Ring	2
16	70-6450	Housing	1
17	70-6230	Coupling Assembly	1
18	70-6400	Ring	1
19	70-6470	Shaft & Turbine Wheel Assy.	1
20	70-6350	Ring	1
21	70-6260	Plate	1
22	70-6460	Bearing Housing Assembly (Incl. Ref. #24)	1
23	70-3010	O-Ring	1
24		Pin	1
*	70-6440	Cartridge Assembly (Incl. Ref. #4-15 & 19-24)	1



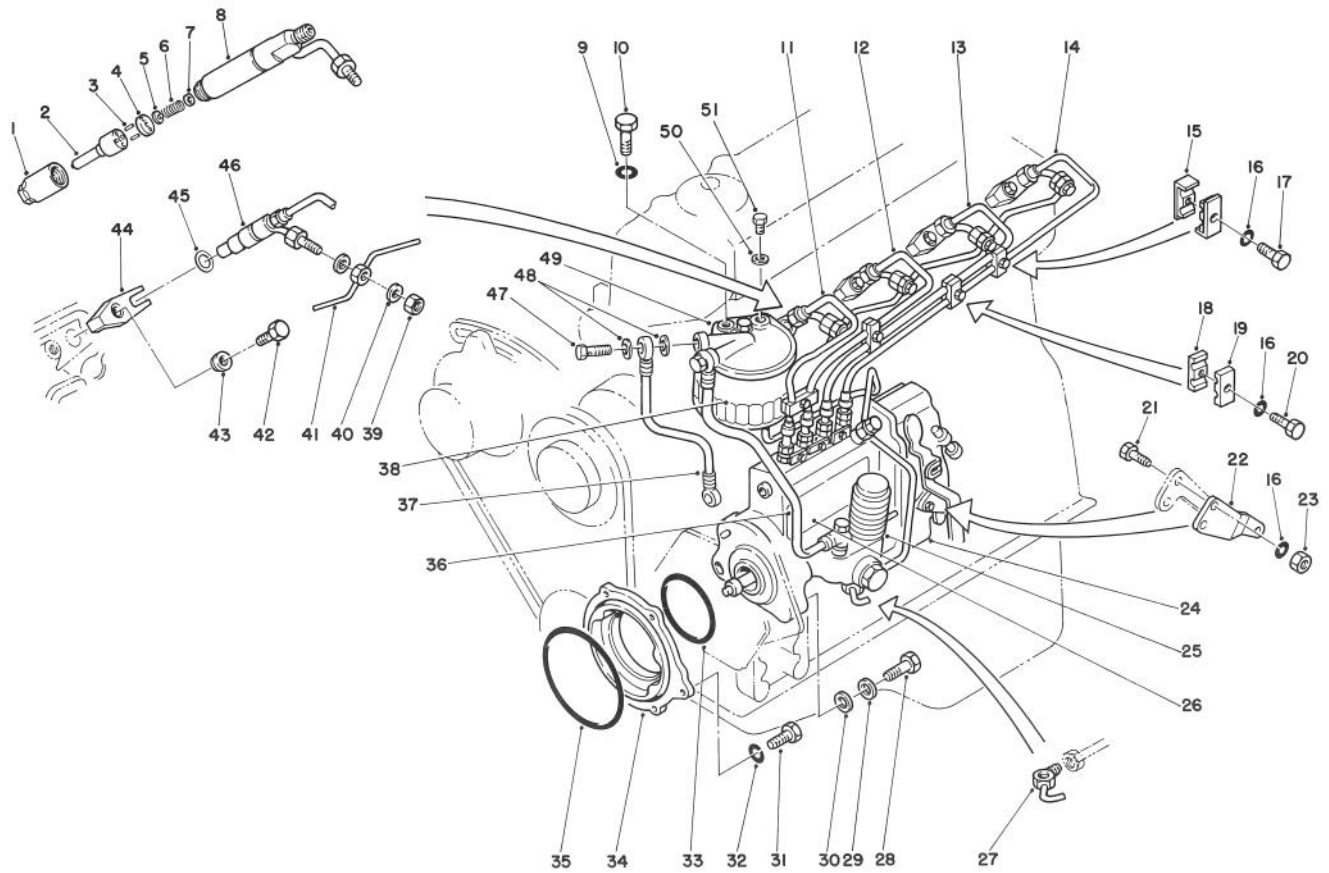
T-0592-90

TURBOCHARGER OIL PIPE ASSEMBLY

Ref. No.	Part No.	Description	No. Used
†1	70-3060	Gasket	2
2	70-4980	Bolt - Cap Hex Hd.	1
3	60-7120	Nut - Hex.	12
4	70-3480	Stud	6
5	70-3430	Clamp - Hose	3
6	70-6080	Hose	1
7	70-6070	Pipe	1
8	70-4950	Hose - 90° Elbow	1
9	70-3440	Clamp - Hose	1
10	70-6240	Gasket	1
11	70-3340	Connector	1

Ref. No.	Part No.	Description	No. Used
12	70-5310	Fitting - 90° Elbow	1
13	70-3090	Clamp - Hose	2
14	70-3040	Hose	1
15	70-5490	Pipe - Oil	1
16	70-5480	Pipe - Oil	1
17	70-2830	Bolt - Cap Hex. Hd.	2
18	51-7400	Washer - Lock	2
19	70-4970	Gasket	1
†20	70-6250	Gasket	1
21	70-4960	Clamp - R	1

†Included in Gasket Set No. 70-6950



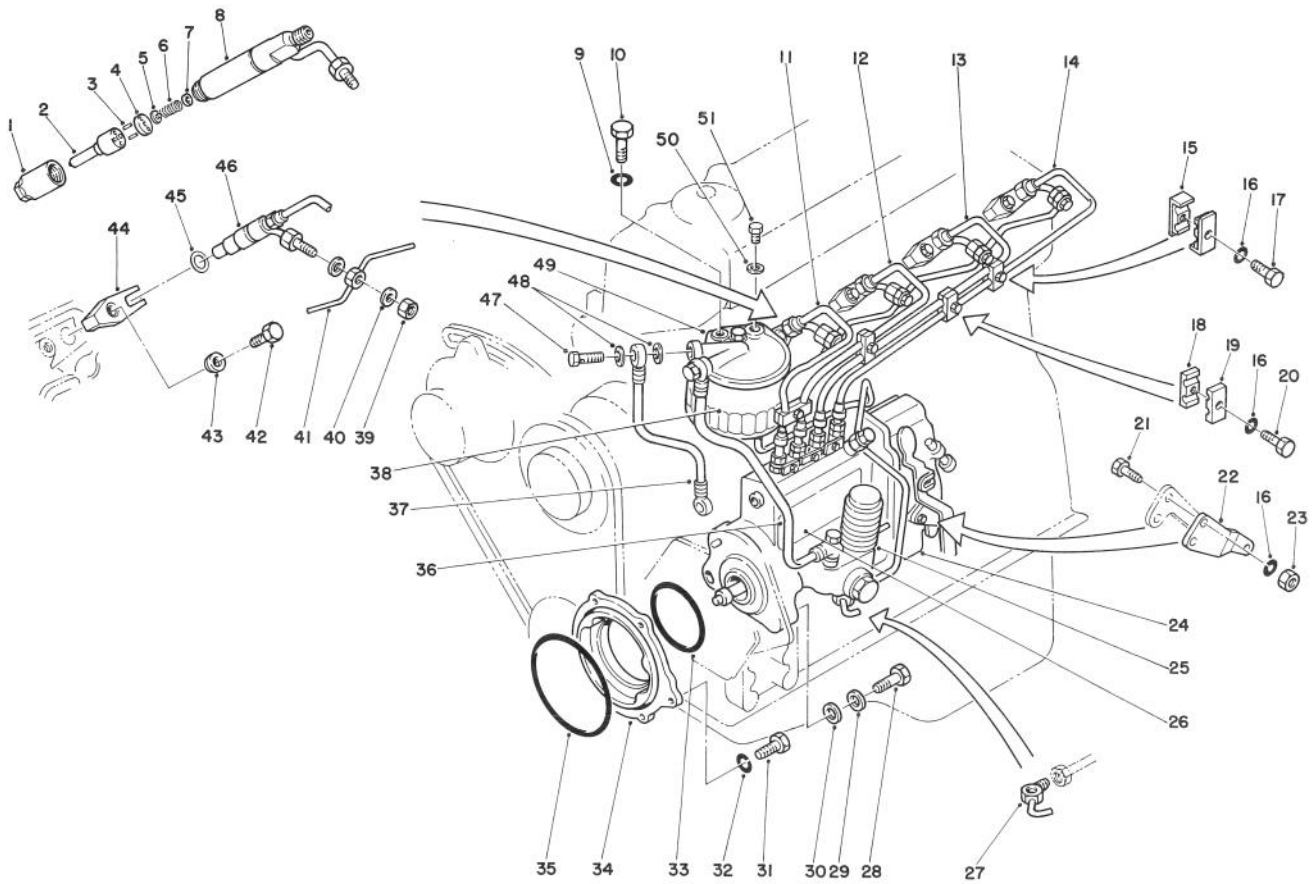
T-0593-90

FUEL SYSTEM ASSEMBLY

Ref. No.	Part No.	Description	No. Used	Ref. No.	Part No.	Description	No. Used
1	70-4840	Nut	4	18	70-3180	Clamp	3
2	70-6170	Nozzle Tip Assembly	4	19	70-3190	Clamp	3
3	70-6830	Pin	8	20	70-2830	Bolt	3
4	70-4930	Packing	4	21	70-2820	Bolt	2
5	70-4820	Pin	4	22	70-5770	Lever	1
6	70-4830	Spring	4	23	70-2960	Nut	2
7	70-4860	Washer 1.00 mm	A/R	24		Governor	1
*	70-4870	Washer 1.05 mm	A/R	25	70-5700	Fuel Feed Pump	1
*	70-4880	Washer 1.10 mm	A/R	26	70-6180	Injection Pump (Incl. Ref. #24 & 25)	1
*	70-4850	Washer 2.15 mm	A/R	27	70-5060	Joint	1
*	70-4890	Washer 1.275 mm	A/R	28	51-4910	Bolt	4
*	70-4900	Washer 1.325 mm	A/R	29	51-6390	Washer	4
*	70-4910	Washer 1.775 mm	A/R	30	70-2990	Washer	4
*	70-4920	Washer 0.95 mm	A/R	31	60-7280	Bolt	2
8	70-4810	Body Assembly	4	32	51-7250	Washer - Lock	2
9	51-6390	Washer - Lock	2	†33	70-6130	O-Ring	1
10	60-7480	Bolt	2	34	70-6210	Flange	1
11	70-6190	Pipe - No. 1	1	†35	70-5070	O-Ring	1
12	70-6100	Pipe - No. 2	1	36	70-3140	Pipe	1
13	70-6200	Pipe - No. 3	1	37	70-3150	Pipe	1
14	70-6110	Pipe - No. 4	1	38	70-5730	Filter Element Assembly	1
15	60-5210	Clamp	2	39	70-2980	Nut	4
16	51-7400	Washer - Lock	6	†40	70-3460	Washer	8
17	70-2840	Bolt	1				

*Not Illustrated

†Included in Gasket Set No. 70-6950



T-0593-90

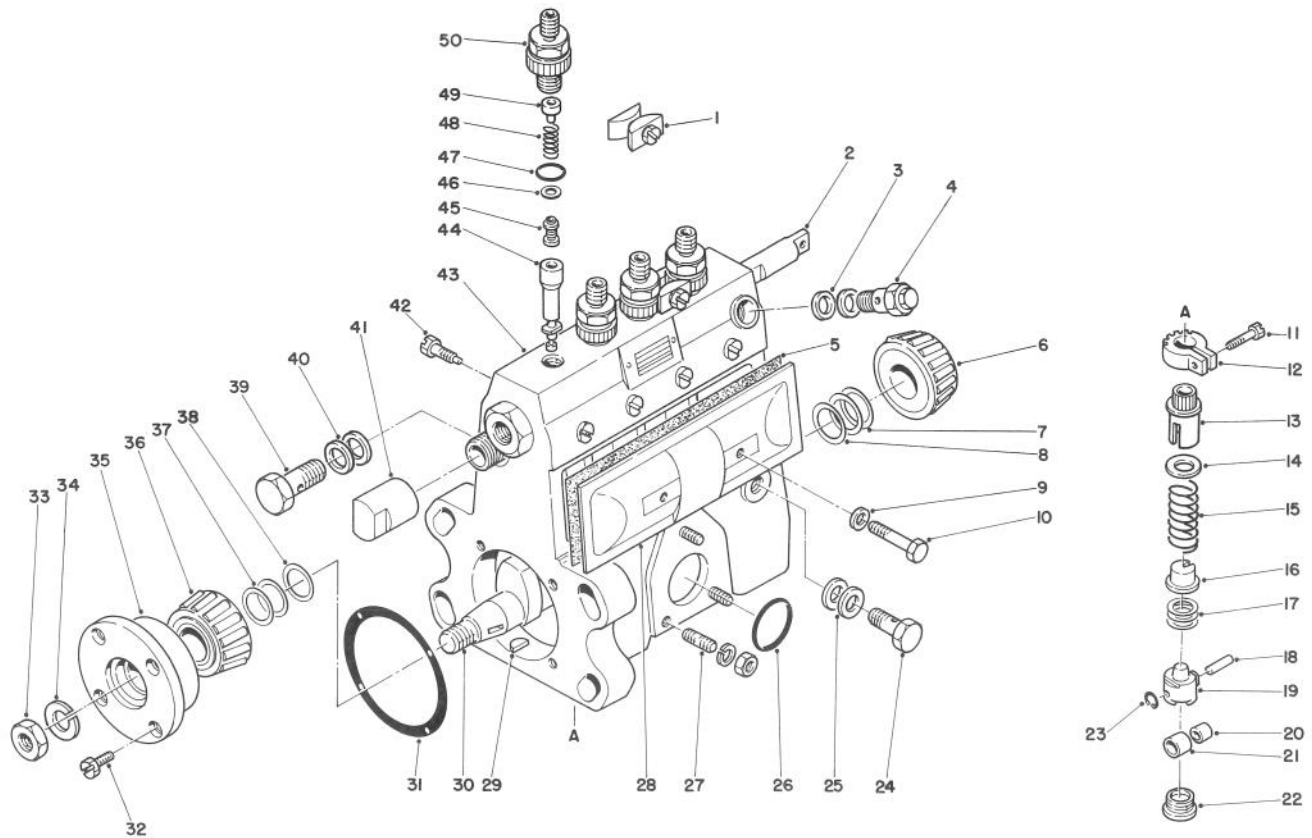
FUEL SYSTEM ASSEMBLY (Continued)

Ref. No.	Part No.	Description	No. Used
41	70-6120	Pipe	1
42	70-2850	Bolt	4
43	70-6140	Washer	4
44	70-6220	Gland	4
†45	70-6150	Gasket	4
46	70-6160	Nozzle Assembly (Incl. Ref. #1-8)	4

Ref. No.	Part No.	Description	No. Used
47	70-3250	Bolt	2
48	70-3210	Packing	4
49	70-5720	Bracket	1
50	70-3200	Washer	1
51	70-3240	Plug	1
*	70-5710	Fuel Filter Assembly (Incl. Ref. #38 & 47-51)	1

*Not Illustrated

†Included in Gasket Set No. 70-6950



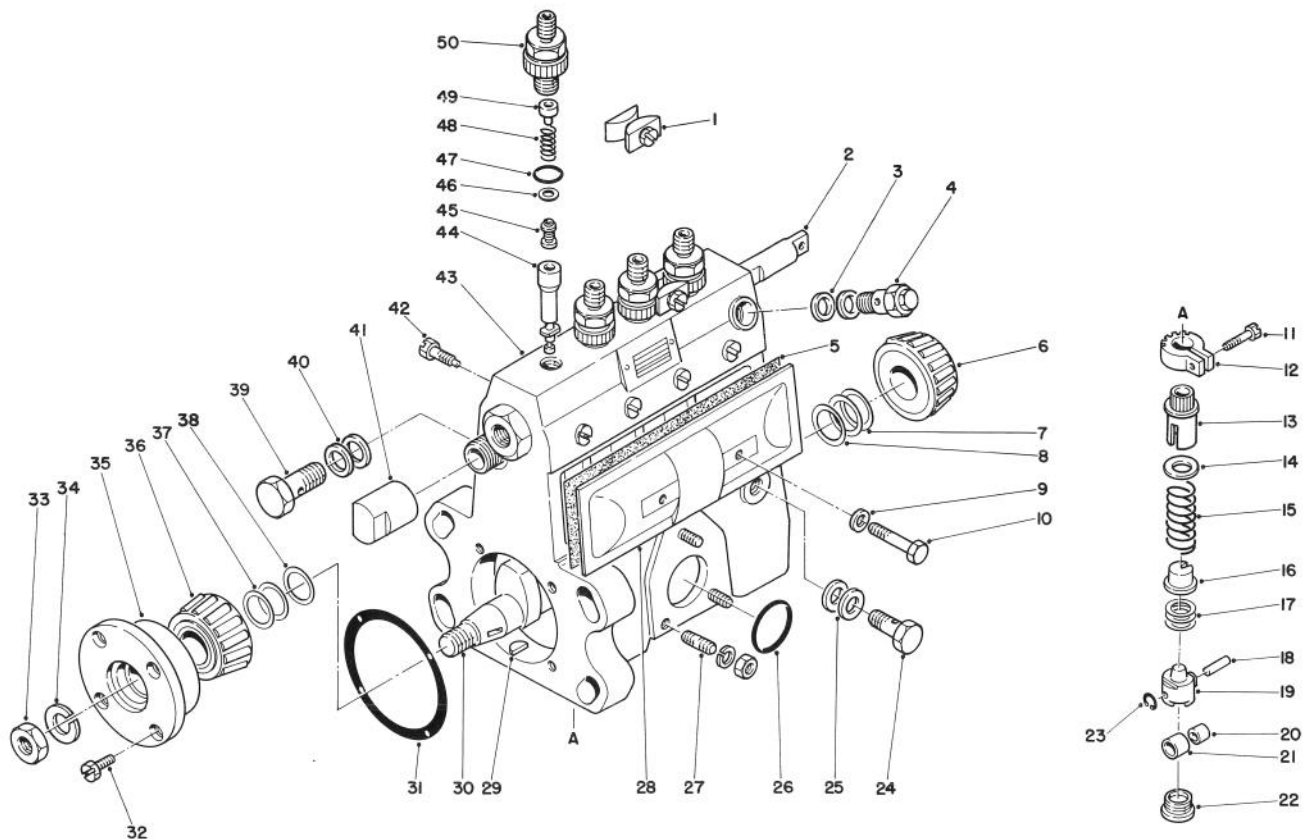
T-0594-90

FUEL INJECTION PUMP ASSEMBLY

Ref. No.	Part No.	Description	No. Used
1	70-3880	Plate	2
2	70-3840	Rack	1
3	70-3860	Washer	2
4	70-3960	Valve	1
5	70-3930	Gasket	1
6	70-6850	Bearing	2
7	70-3710	Plate - 0.10	A/R
*	70-3720	Plate - 0.12	A/R
*	70-3730	Plate - 0.14	A/R
*	70-3740	Plate - 0.16	A/R
*	70-3750	Plate - 0.18	A/R
*	70-3760	Plate - 0.50	A/R
*	70-3770	Plate - 0.30	A/R
8	70-3690	Ring	1
9	70-3900	Packing	2
10	70-3950	Screw	2
11	70-3570	Screw	4
12	70-3560	Pinion	4
13	70-3580	Sleeve	4
14	70-3590	Seat	4
15	70-3600	Spring	4
16	70-3610	Seat	4

Ref. No.	Part No.	Description	No. Used
17	70-3970	Plate - 0.6	A/R
*	70-3980	Plate - 0.7	A/R
*	70-3990	Plate - 0.8	A/R
*	70-4000	Plate - 0.9	A/R
*	70-4010	Plate - 1.0	A/R
*	70-4020	Plate - 1.1	A/R
*	70-4030	Plate - 1.2	A/R
*	70-4040	Plate - 1.3	A/R
*	70-4050	Plate - 1.4	A/R
*	70-4060	Plate - 0.1	A/R
*	70-4070	Plate - 0.2	A/R
*	70-4080	Plate - 0.3	A/R
*	70-4090	Plate - 0.4	A/R
*	70-4100	Plate - 0.5	A/R
*	70-4110	Plate - 0.15	A/R
18	70-3640	Pin	4
19	70-3620	Body	4
20	70-3650	Bushing	4
21	70-3660	Roller	4
22	70-3670	Plug	4
23	70-6800	E-Ring	4
24	70-6930	Screw	1

*Not Illustrated



T-0594-90

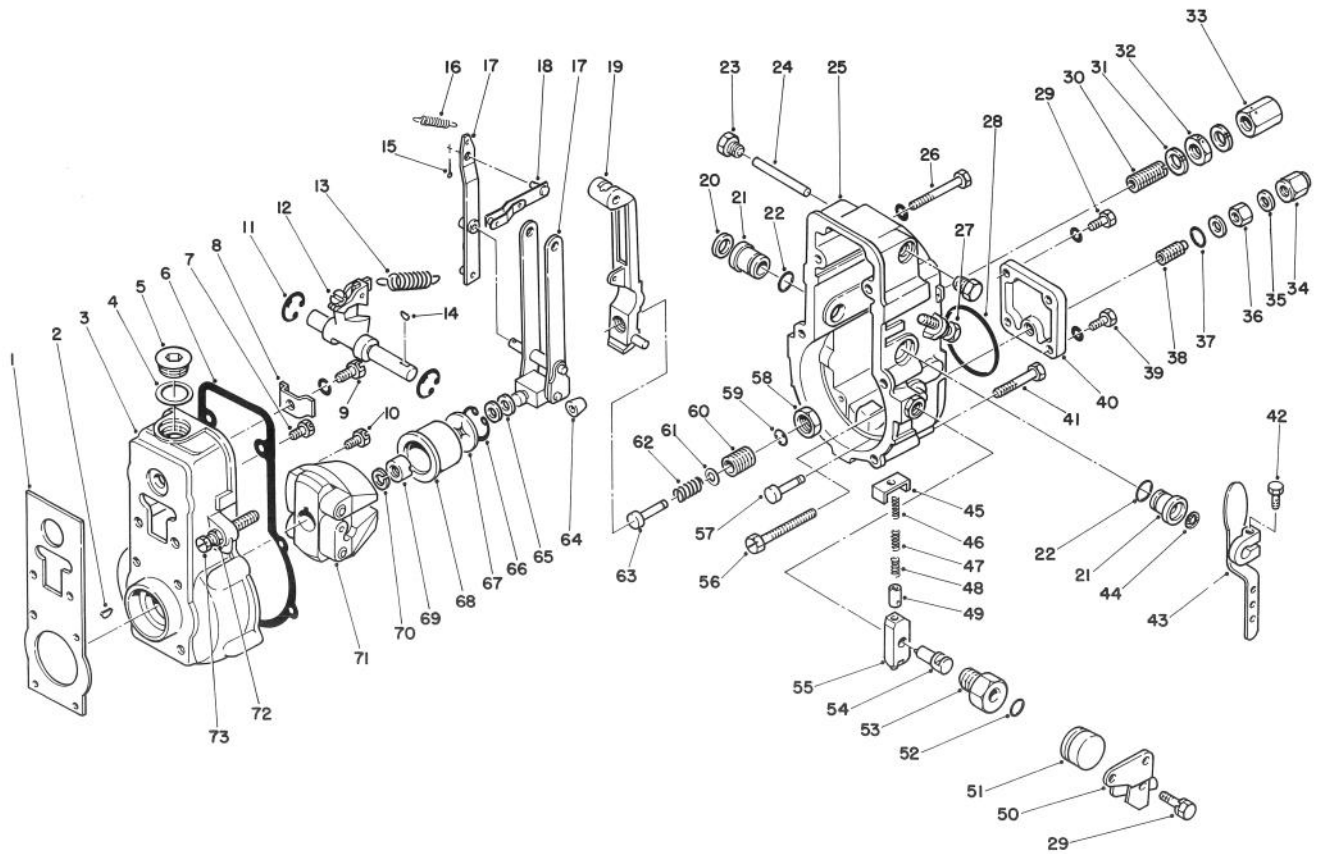
FUEL INJECTION PUMP ASSEMBLY (Continued)

Ref. No.	Part No.	Description	No. Used
25	70-3910	Washer	2
26	70-6900	O-Ring	1
27	70-6720	Stud	3
28	70-3940	Plate	2
29	70-6880	Key	1
30	70-3680	Camshaft	1
31	70-3830	Gasket	1
32	70-6540	Bolt	4
33	70-6780	Nut	1
34	70-6680	Washer	1
35	70-3820	Cover	1
36	70-6840	Bearing	1
37	70-3780	Plate - 0.1	A/R
*	70-3790	Plate - 0.15	A/R
*	70-3800	Plate - 0.3	A/R
*	70-3810	Plate - 0.5	A/R
38	70-3700	Ring	1

Ref. No.	Part No.	Description	No. Used
39	70-6940	Screw	1
†40	70-3870	Washer	2
41	70-3490	Cover	1
42	70-3850	Screw	1
43	70-4940	Housing Assembly (Incl. Ref. #27)	1
44	70-3550	Element Assembly	4
45	70-3540	Valve Assembly	4
46	70-3530	Gasket	4
47	70-6910	O-Ring	4
48	70-3520	Spring	4
49	70-3510	Stopper	4
50	70-3500	Holder	4
*	70-3920	Cover Assembly (Incl. Ref. #5, 9-10 & 28)	1
*	70-3630	Tappet Assembly (Incl. Ref. #18-21 & 23)	1

*Not Illustrated

†Included in Gasket Set No. 70-6950

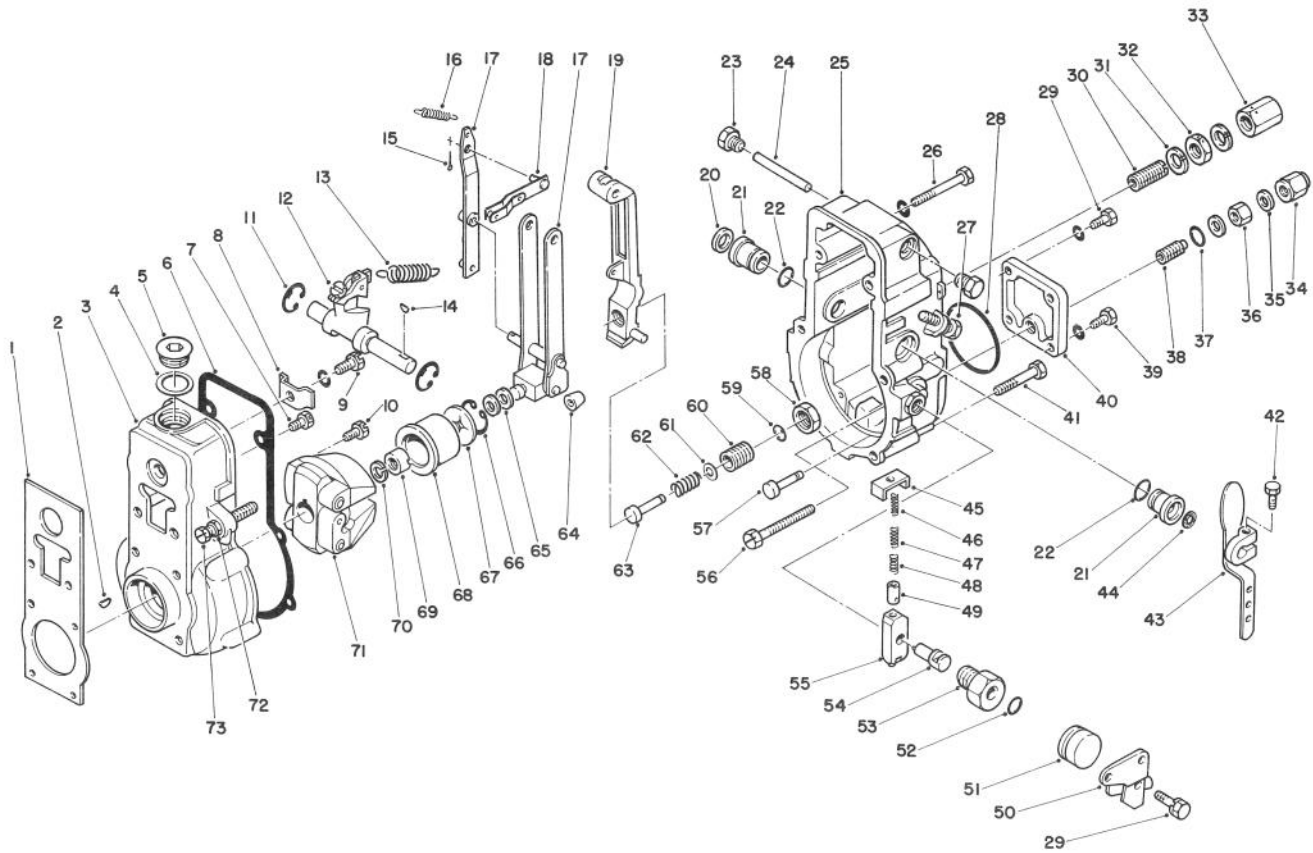


T-0595-90

GOVERNOR ASSEMBLY

Ref. No.	Part No.	Description	No. Used
1	70-4160	Gasket	1
2	70-6870	Key	1
3	70-4130	Housing	1
4	70-6710	Washer	1
5	70-4590	Plug	1
6	70-4150	Gasket	1
7	70-6530	Bolt	5
8	70-4210	Plate	1
9	70-6550	Bolt	1
10	70-6520	Bolt	1
11	70-6810	E-Ring	2
12	70-4220	Swiveling Lever Assembly	1
13	70-4370	Spring	1
14	70-6860	Key	1
15	70-6480	Pin	1
16	70-4380	Spring	1
17	70-4320	Lever Assembly	1
18	70-4340	Shackle Assembly	1
19	70-4250	Tension Lever Assembly	1
20	70-4580	Cap	1
21	70-4230	Bushing	2
22	70-6510	O-Ring	2
23	70-4360	Plug	2
24	70-4350	Shaft	1
25	70-4400	Cover	1
26	70-6740	Bolt	2

Ref. No.	Part No.	Description	No. Used
27	70-4140	Stopper	1
28	70-6790	Packing	1
29	70-6520	Bolt & Washer	3
30	70-4120	Capsule	1
31	70-3890	Washer	2
32	70-4310	Nut	1
33	70-4440	Nut	1
34	70-4450	Nut	1
35	70-6690	Washer	2
36	70-6770	Nut	1
37	70-6500	O-Ring	1
38	70-4330	Bushing	1
39	70-6760	Bolt & Washer	2
40	70-4550	Plate	1
41	70-6750	Bolt	4
42	70-6730	Bolt	1
43	70-4560	Adjusting Lever Assembly	1
44	70-6920	Seal	1
45	70-4460	Plate	1
46	70-4500	Spring	1
47	70-4520	Spring	1
48	70-4510	Spring	1
49	70-4490	Cup	1
50	70-4570	Stop Lever Assembly	1
51	70-4530	Cover	1
52	70-6890	O-Ring	1



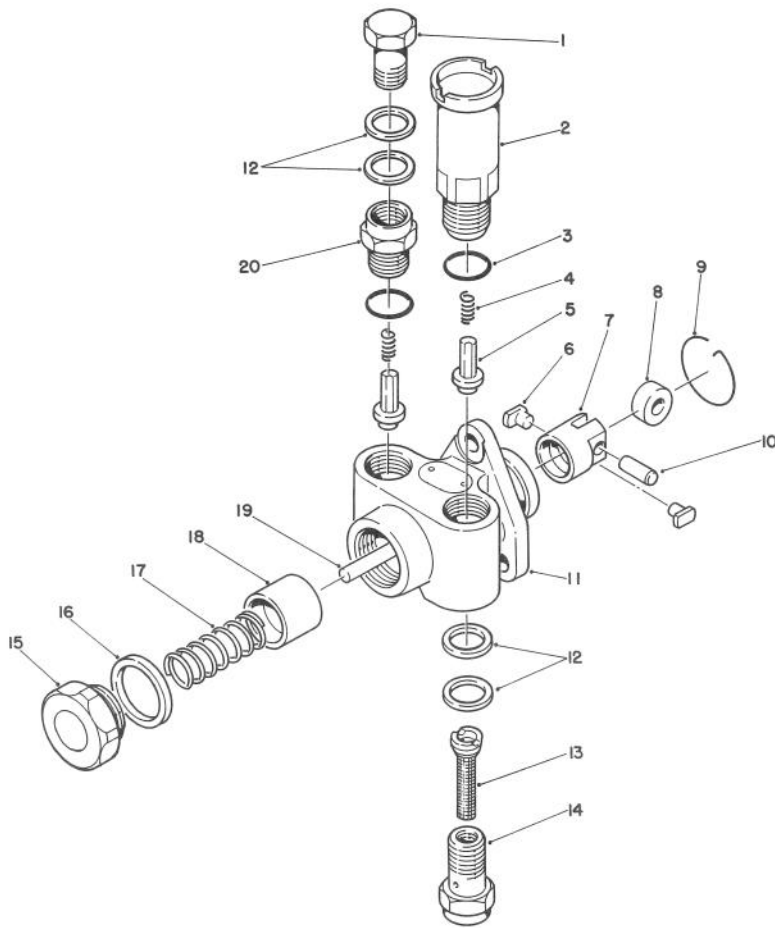
T-0595-90

GOVERNOR ASSEMBLY (Continued)

Ref. No.	Part No.	Description	No. Used
53	70-4420	Bushing	1
54	70-4480	Shaft	1
55	70-4470	Lever	1
56	70-4390	Screw	1
57	70-4410	Pin	1
58	70-4300	Nut	1
59	70-4240	E-Ring	1
60	70-4270	Screw	1
61	70-6570	Washer - 0.1	A/R
*	70-6600	Washer - 0.2	A/R
*	70-6580	Washer - 0.25	A/R
*	70-6590	Washer - 0.5	A/R
*	70-6660	Washer - 1.0	A/R
62	70-4280	Spring	1
63	70-4290	Adapter	1
64	70-4540	Slider	1

Ref. No.	Part No.	Description	No. Used
65	70-6610	Washer - 0.2	A/R
*	70-6620	Washer - 0.3	A/R
*	70-6630	Washer - 0.4	A/R
*	70-6640	Washer - 0.1	A/R
*	70-6650	Washer - 1.0	A/R
66	70-6490	Ring	1
67	70-4200	Plate	1
68	70-4190	Sleeve	1
69	70-4180	Nut	1
70	70-6670	Washer	1
71	70-4170	Flyweight Assembly	1
72	70-6560	Nut	2
73	70-4430	Screw	1
*	70-4260	Adapter Assembly (Incl. Ref. #59-63)	1

*Not Illustrated



T-0596-90

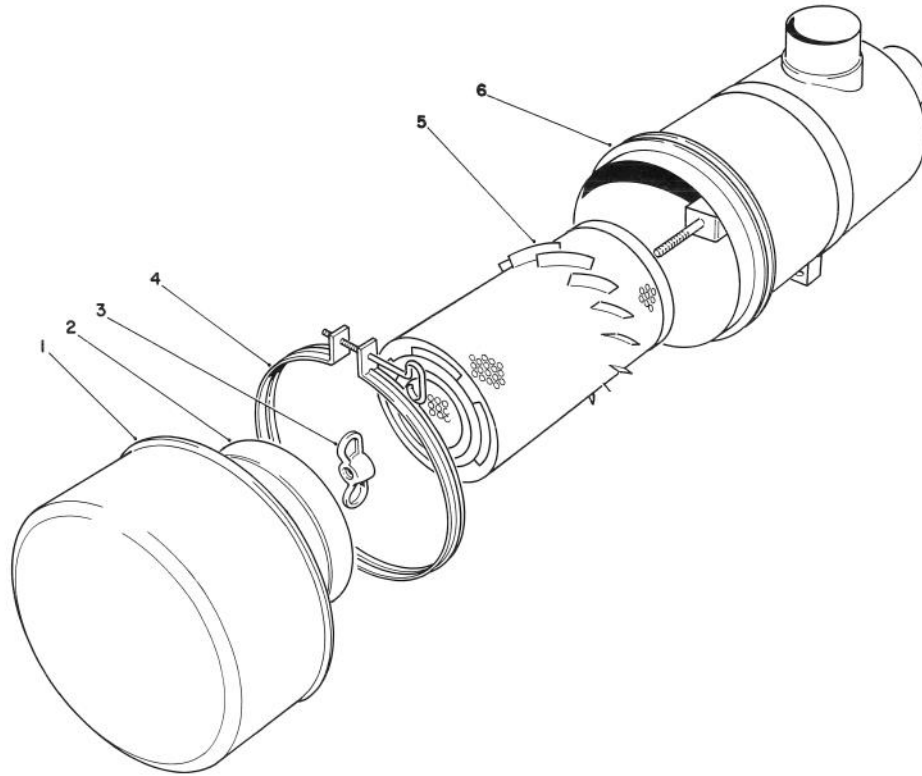
FUEL FEED PUMP ASSEMBLY NO. 70-5700

Ref. No.	Part No.	Description	No. Used
1	70-6940	Screw	1
2	70-4650	Pump Assembly	1
3	70-4630	Gasket	2
4	70-4620	Spring	2
5	70-4610	Valve	2
6	70-4760	Block	2
7	70-4730	Tappet	1
8	70-4740	Roller	1
9	70-6820	Ring	1
10	70-4750	Pin	1
11	70-4600	Housing Assembly	1
†12	70-3870	Washer	4
13	70-4790	Filter	1

Ref. No.	Part No.	Description	No. Used
14	70-4800	Screw	1
15	70-4780	Plug	1
16	70-6700	Washer	1
17	70-4770	Spring	1
18	70-4720	Piston	1
19	70-4660	Rod, Blue Small Dia.	A/R
*	70-4670	Rod, Red Small Dia.	A/R
*	70-4680	Rod, Yellow Small Dia.	A/R
*	70-4690	Rod, Green Small Dia.	A/R
*	70-4700	Rod, White Small Dia.	A/R
*	70-4710	Rod, Brown Big Dia.	A/R
20	70-4640	Support	1

*Not Illustrated

†Included in Gasket Set No. 70-6950



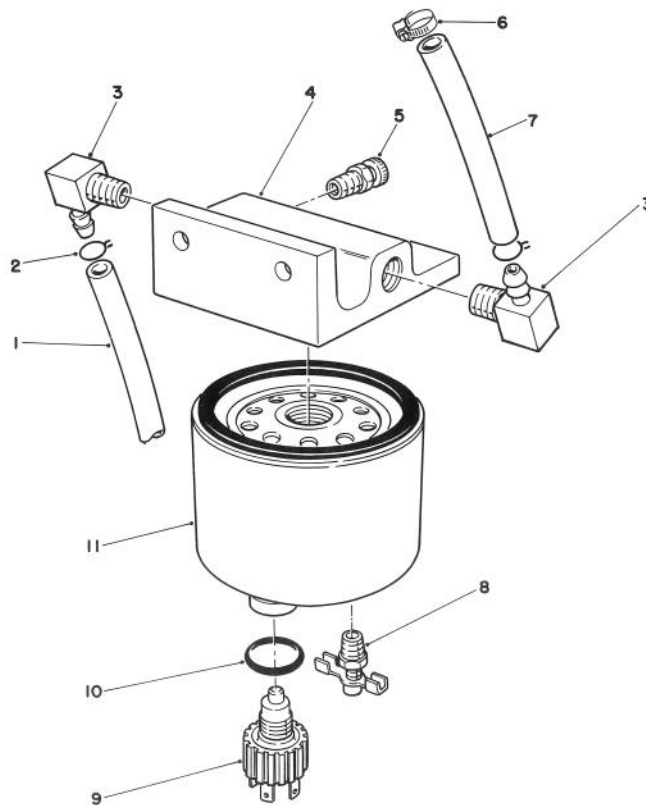
T-0387-90

AIR CLEANER ASSEMBLY NO. 69-1890

Ref. No.	Part No.	Description	No. Used
1	69-1930	Cup Assembly	1
2	69-1920	Baffle	1
3	27-7120	Nut	1
4	69-1910	Clamp Assembly	1

Ref. No.	Part No.	Description	No. Used
5	69-1900	Element Assembly	1
†6		Housing	1
*	27-7220	Detergent - Element	1

*Not Illustrated
 †Not Serviceable

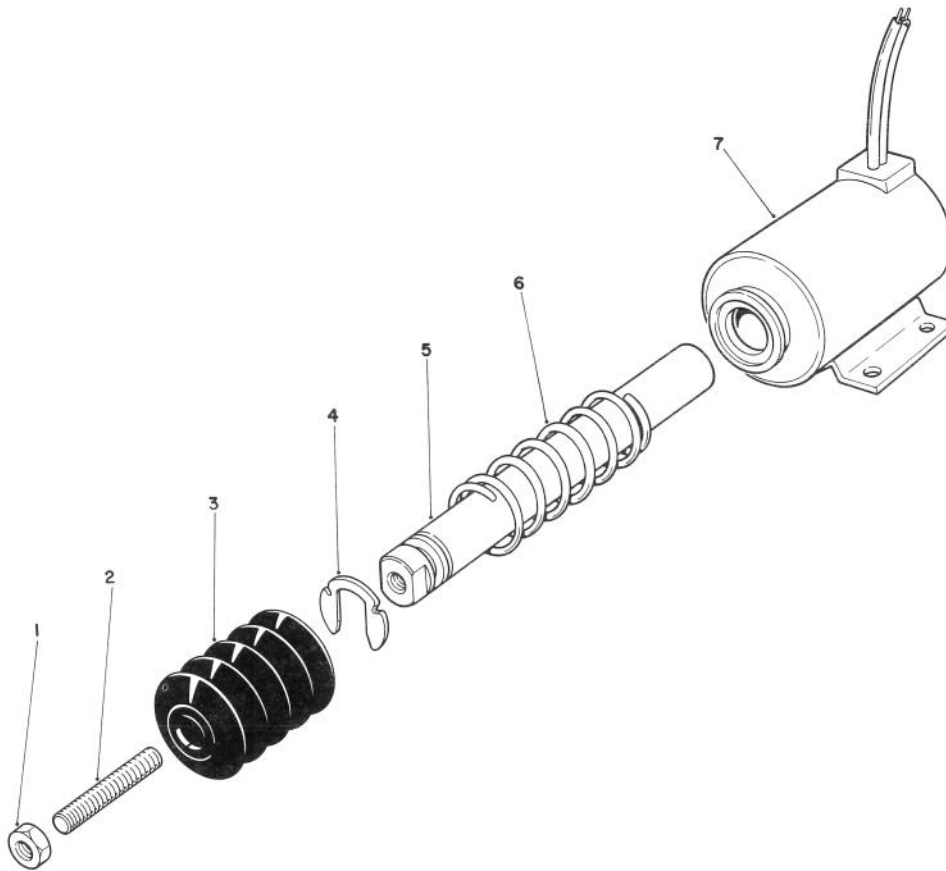


T-0376-90

FUEL FILTER ASSEMBLY

Ref. No.	Part No.	Description	No. Used	Ref. No.	Part No.	Description	No. Used
1	37-9560	Hose - Fuel	1	8	63-8310	Valve - Drain	1
2	2412-6	Clamp - Hose	2	9	69-1760	Sensor - Water	1
3	353-781	Fitting - Fuel Elbow	2	10	237-154	Seal - O-Ring	1
4	63-8280	Head - Fuel Filter (Incl. Ref. #5)	1	11	69-1770	Element - Spin-On (Incl. Ref. #6)	1
5	63-8290	Vent - Air	1	*	69-1750	Fuel Filter Assembly (Incl. Ref. #4, 5 & 8-11)	1
6	2412-36	Clamp - Hose	1				
7	71-2690	Hose - Fuel	1				

*Not Illustrated



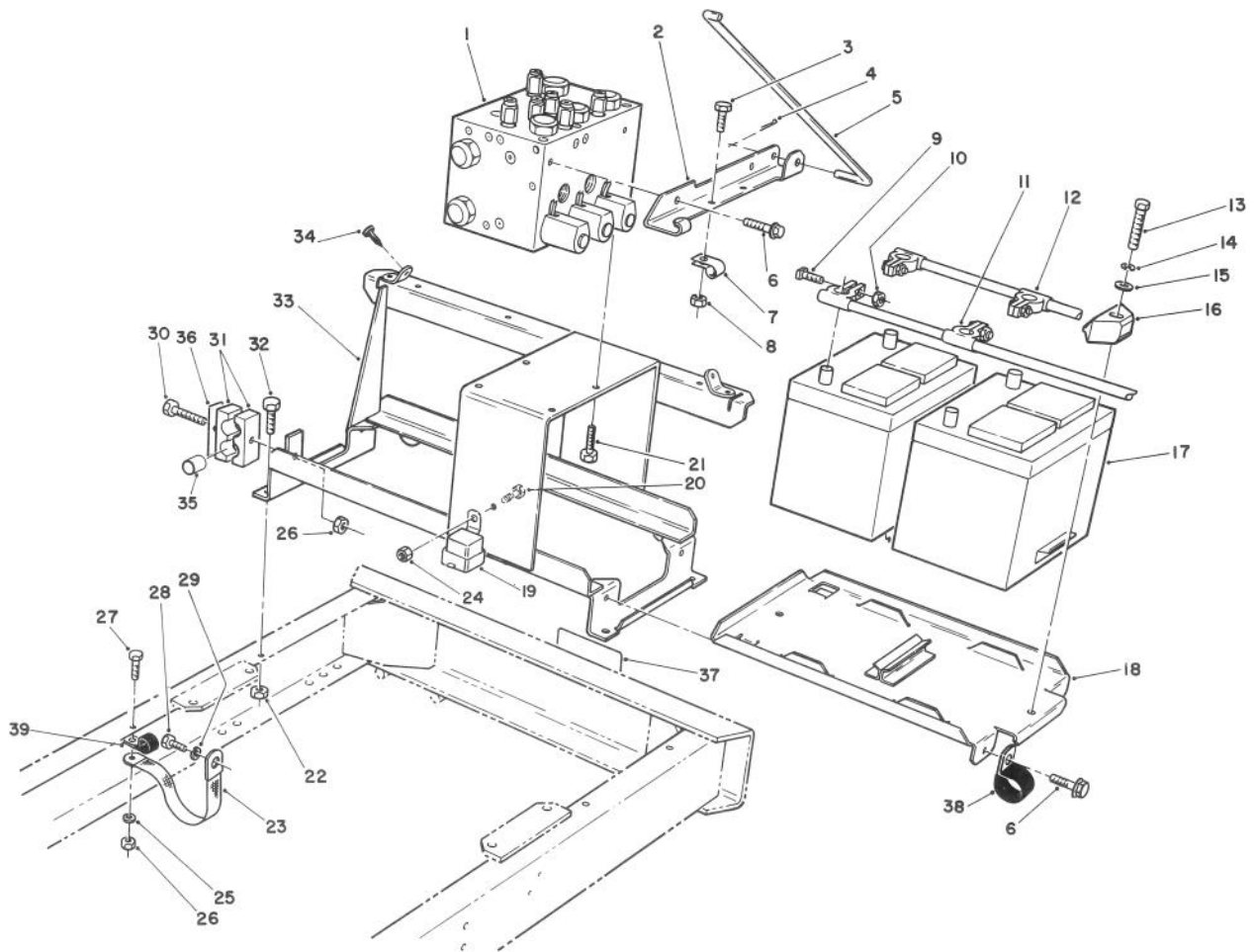
T-0375-90

SOLENOID VALVE NO. 69-4330

Ref. No.	Part No.	Description	No. Used
1	3220-1	Nut - Jam	1
2	69-4370	Stud - Threaded	1
3	69-4360	Boot - Rubber	1
4	69-4350	Ring - Retaining	1
5		Plunger - Solenoid	1

Ref. No.	Part No.	Description	No. Used
6	69-4340	Spring - Return	1
7		Body - Solenoid	1
*	69-4330	Solenoid Valve Assembly (Incl. Ref. #1-7)	1

*Not Illustrated



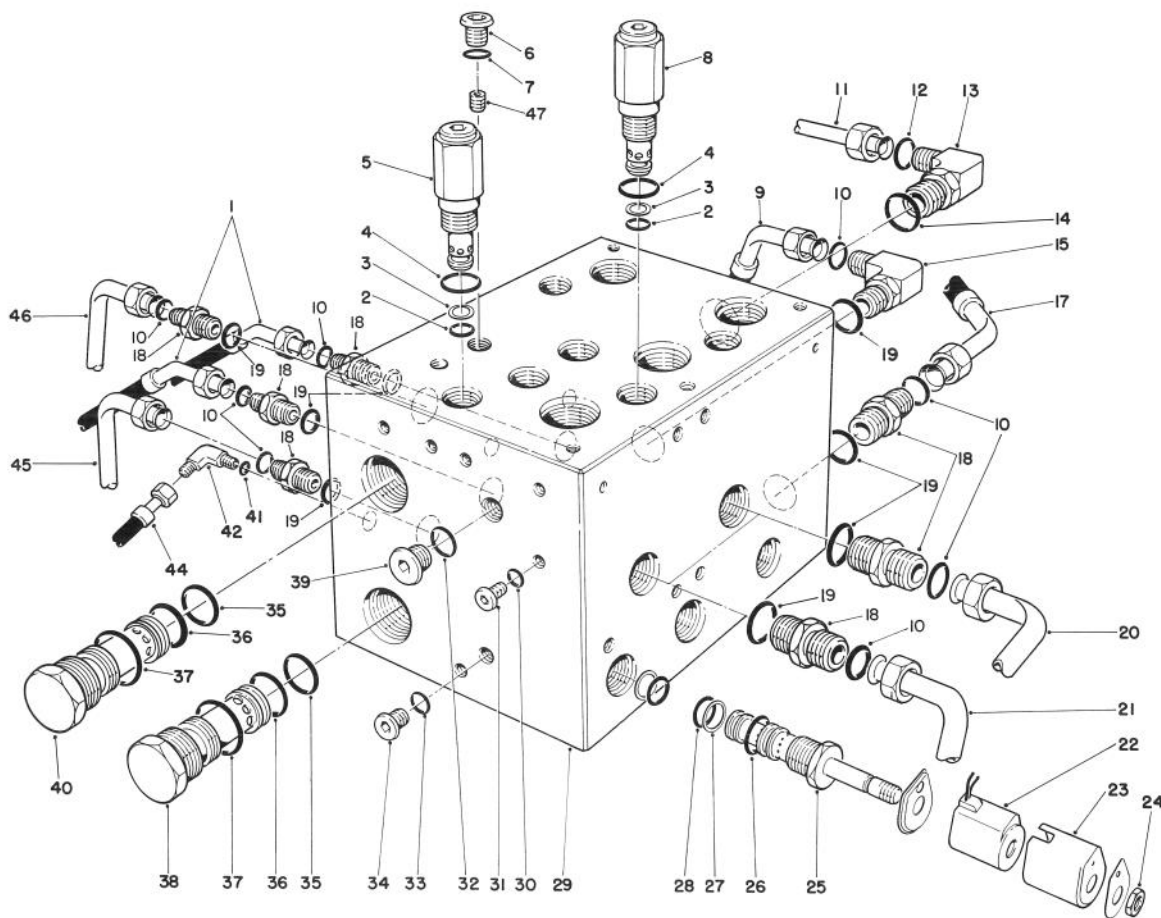
T-0346A

BATTERY FRAME ASSEMBLY

Ref. No.	Part No.	Description	No. Used	Ref. No.	Part No.	Description	No. Used
1	69-4150	PTO Manifold Assembly	1	21	323-4	Screw - Cap Hex. Hd.	4
2	69-9350	Bracket - Hood Prop Rod	1	22	32152-2	Nut - Lock	4
3	321-3	Screw - Cap Hex. Hd.	3	23	18-2770	Strap - Ground	1
4	3272-6	Pin - Cotter	1	24	3296-2	Nut - Flange Lock	1
5	69-9120	Rod - Hood Prop	1	25	3254-2	Washer - Lock	1
6	3234-17	Screw - Hex. Flange Hd.	4	26	32152-1	Nut - Lock	2
7	2412-73	Clamp - R	3	27	322-5	Screw - Cap Hex Hd.	1
8	32149-2	Nut - Keps	3	28	69-0060	Screw - Cap Hex. Hd.	1
†9		Bolt - Clamp	4	29	48-8070	Washer - Lock	1
†10		Nut - Clamp	4	30	322-11	Screw - Cap Hex. Hd.	1
11	80-0130	Cable - Negative	1	31	56-7974	Clamp - Hydraulic Lines	2
12	80-0120	Cable - Positive	1	32	323-6	Screw - Cap Hex. Hd.	4
13	323-8	Screw - Cap Hex. Hd.	2	33	69-8290	Frame - Battery	1
14	3253-21	Washer - Lock	2	34	237-37	Bumper - Rubber	4
15	3256-24	Washer - Flat	2	35	23-7250	Spacer	1
16	66-2490	Hold-Down - Battery	2	36	69-9761	Plate - Clamp	1
‡17		Battery (Type 24, LTV)	2	37	72-4080	Decal - Danger	1
18	80-0160	Tray - Battery	1	38	2412-93	Clamp	2
19	63-7590	Relay	1	39	2412-39	Clamp	1
20	3290-321	Screw - Cap Hex. Hd.	1				

†Not serviceable separately.

‡Obtain Locally



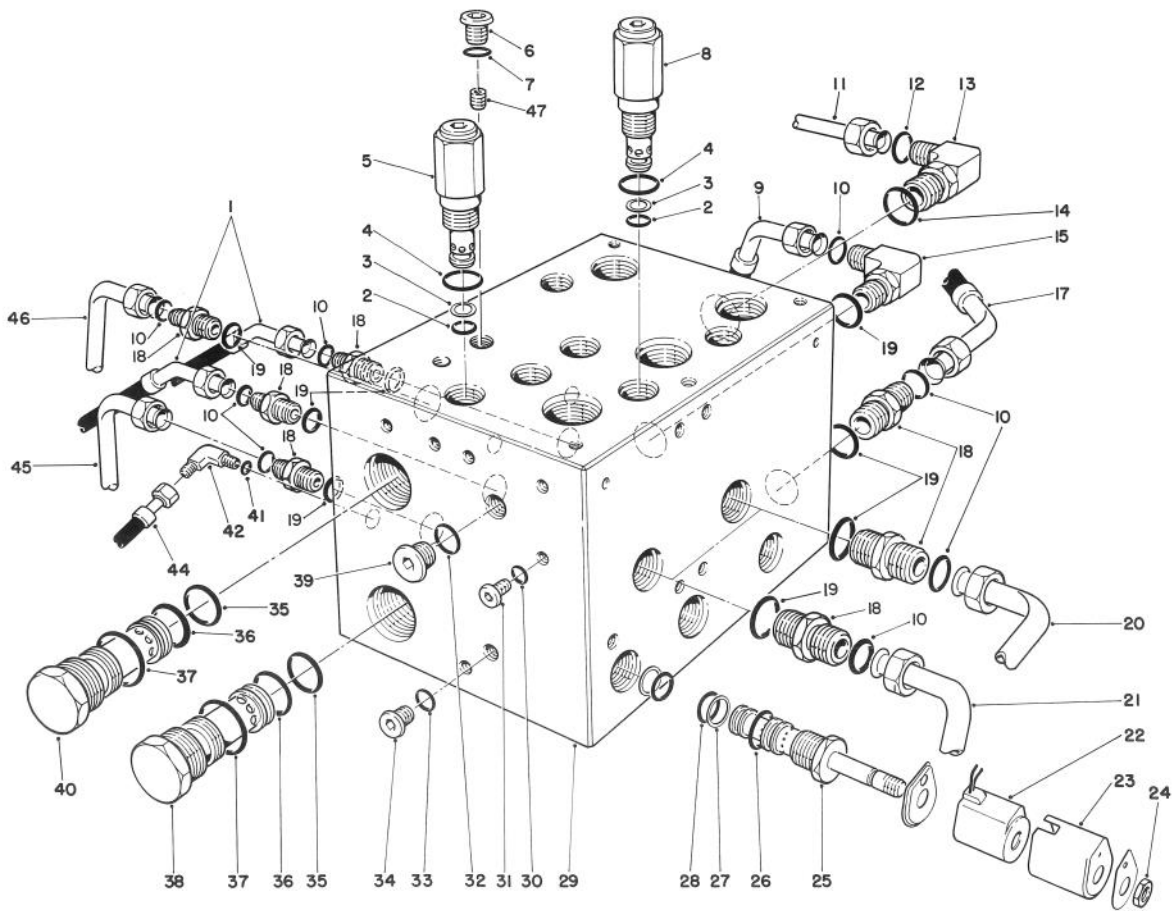
T-0364B

PTO MANIFOLD ASSEMBLY

Ref. No.	Part No.	Description	No. Used
1	69-5590	Hose - Hydraulic	2
†2		Seal - O-Ring	6
†3		Seal - Washer	6
†4		Seal - O-Ring	6
5	69-4170	Valve - Cartridge (600 lbs) (Incl. Ref. #2-4)	3
6	353-989	Plug (Incl. Ref. #7)	1
7	237-42	Seal - O-Ring	1
8	69-4180	Valve - Cartridge (3000 lbs) (Incl. Ref. #2-4)	3
9	69-5600	Hose - Hydraulic	1
10	237-58	Seal - O-Ring	8
11	69-6160	Tube - Hydraulic	1
12	340-65	Seal - O-Ring	2
13	340-129	Fitting - Hydraulic Elbow (Incl. Ref. #12 & 14)	1
14	237-146	Seal - O-Ring	1
15	340-142	Fitting - Hydraulic Elbow (Incl. Ref. #10 & 16)	1
17	69-5610	Hose - Hydraulic	1
18	340-9	Fitting - Hydraulic Straight (Incl. Ref. #10 & 19)	7
19	237-81	Seal - O-Ring	8
20	69-6180	Tube - Hydraulic	1
21	69-6170	Tube - Hydraulic	1
22	69-4290	Coil - Solenoid Valve (Incl. Ref. #24)	3

Ref. No.	Part No.	Description	No. Used
23	69-4210	Solenoid Valve Assembly (Incl. Ref. #22, 24-28)	3
24	69-4300	Nut - Jam	3
†25		Spool - Solenoid Valve	3
†26		Seal - O-Ring	3
†27		Seal - Washer	6
†28		Seal - O-Ring	6
29	69-4160	Manifold - PTO	1
30	237-156	Seal - O-Ring	30
31	353-991	Plug (Incl. Ref. #30)	30
32	237-79	Seal - O-Ring	4
33	237-78	Seal - O-Ring	1
34	353-990	Plug (Incl. Ref. #33)	1
†35		Seal - O-Ring	6
†36		Seal - O-Ring	6
†37		Seal - O-Ring	6
38	69-4200	Valve - Cartridge (75 lbs) (Incl. Ref. #35-37)	3
39	353-988	Plug (Incl. Ref. #32)	4
40	69-4190	Valve - Cartridge (20 lbs) (Incl. Ref. #35-37)	3
41	237-78	Seal - O-Ring	2
42	353-431	Fitting - Hydraulic 45° Elbow (Incl. Ref. #41 & 43)	2
44	69-5662	Hose - Diagnostic	2
45	69-6140	Tube - Hydraulic	1
46	69-6150	Tube - Hydraulic	1

†Not serviceable separately.



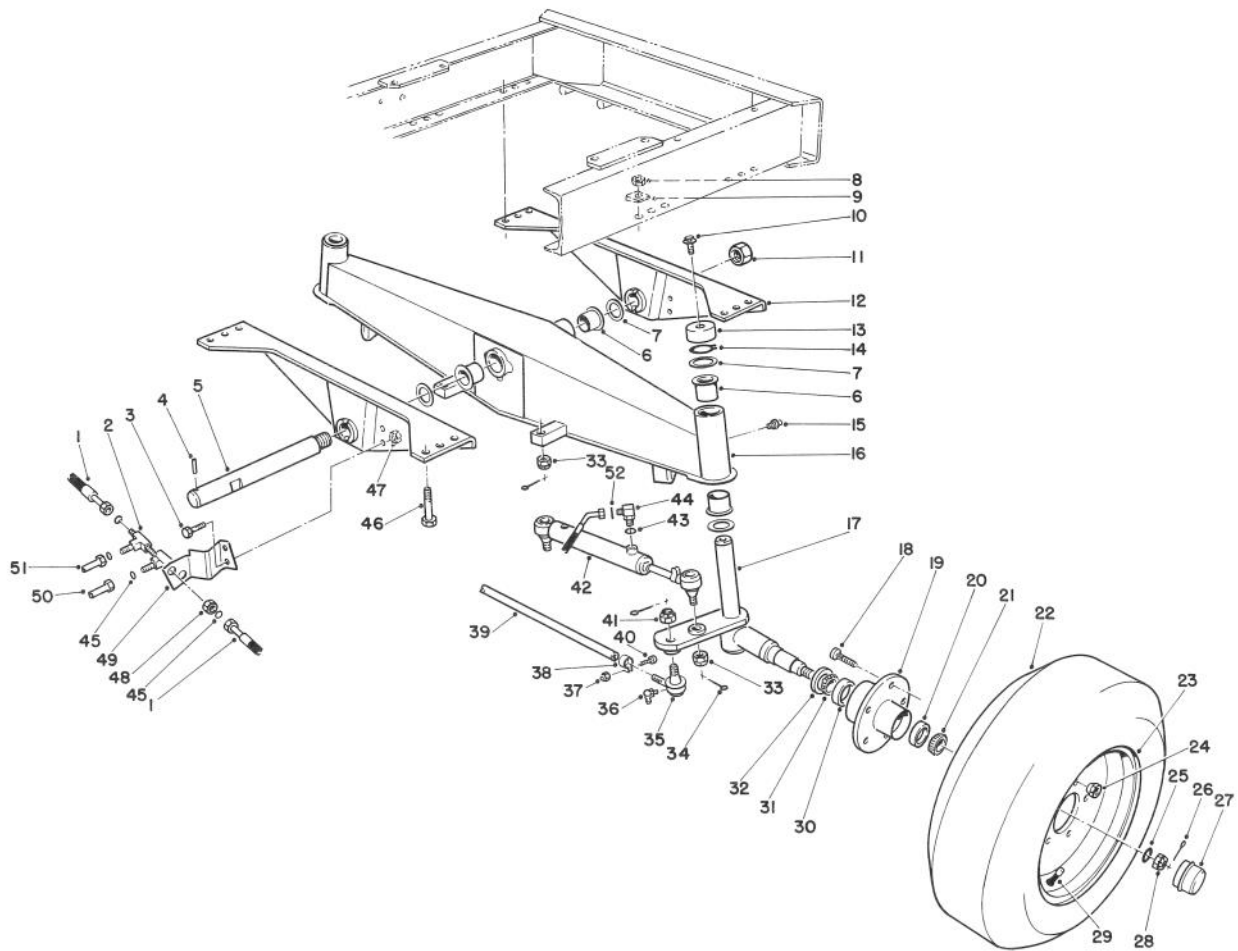
T-0364A-90

PTO MANIFOLD ASSEMBLY (Continued)

Ref. No.	Part No.	Description	No. Used
47	69-4220	Plug - Orifice	1
*	69-4230	Cartridge Valve Seal Kit (Incl. Ref. #2-4)	6
*	69-4270	Cartridge Valve Seal Kit (Incl. Ref. #35-37)	6

Ref. No.	Part No.	Description	No. Used
*	69-4260	Solenoid Valve Seal Kit (Incl. Ref. #26-28)	3
*	69-4150	PTO Manifold Assembly (Incl. Ref. #2-8, 22-40 & 47)	1

*Not Illustrated



T-0345-90

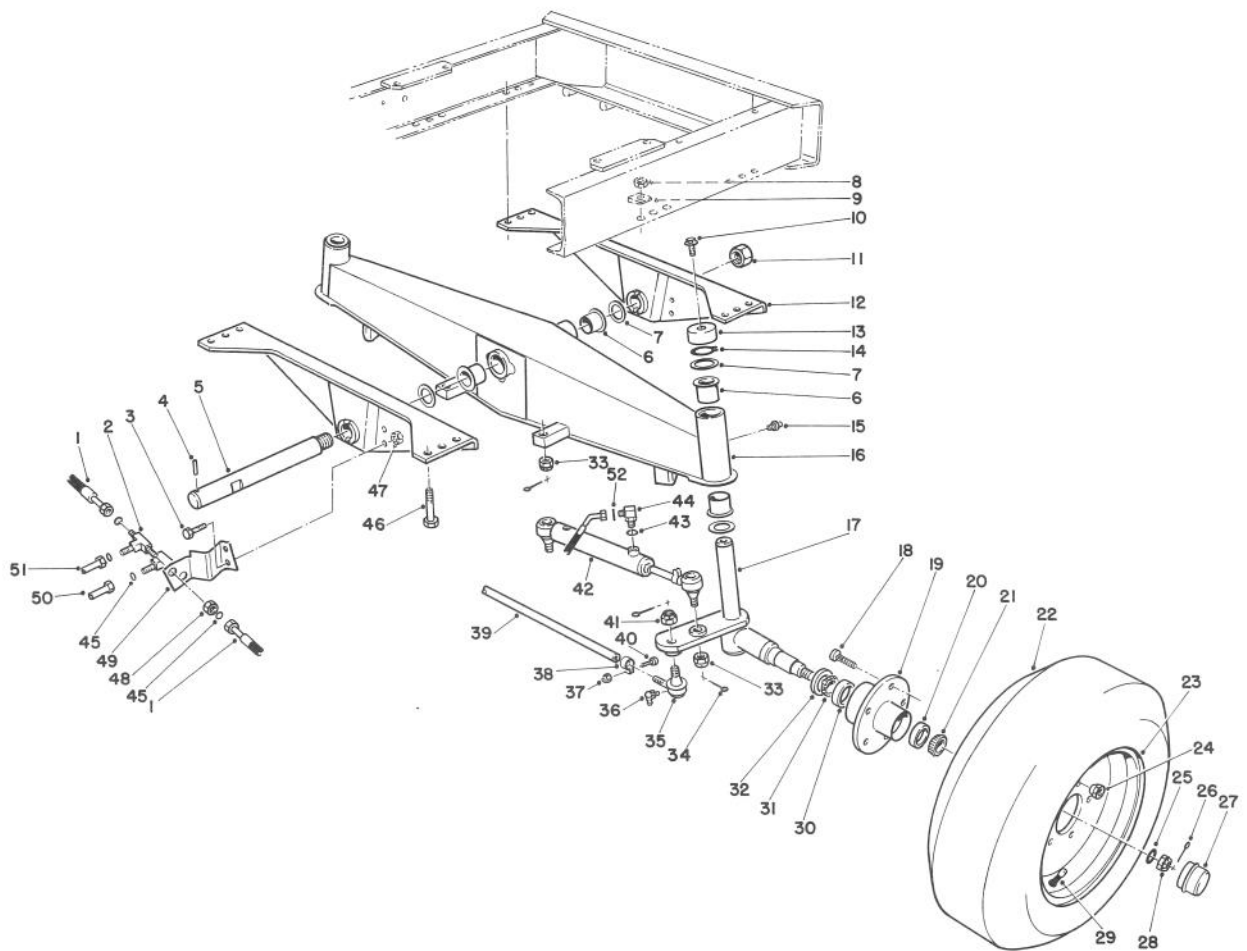
REAR AXLE ASSEMBLY

Ref. No.	Part No.	Description	No. Used
1	69-5510	Hose - Hydraulic	4
2	340-68	Fitting - Hydraulic Bulkhead Tee (Incl. Ref. #45)	2
3	323-6	Screw - Cap Hex. Hd.	2
4	32121-110	Pin - Roll	1
5	71-2590	Shaft - Pivot	1
6	69-6470	Bushing - Flange	6
7	256-304	Washer - Thrust	6
8	32128-23	Nut - Lock	12
9	3290-216	Washer - Bevel	12
10	3234-12	Screw - Hex. Flange Hd.	2
11	3296-68	Nut - Lock	1
12	69-7960	Support - Axle	2
13	69-8890	Cap - Spindle	2
14	32151-10	Ring - Retaining	2
15	302-5	Fitting - Grease	3
16	69-7420	Axle - Rear (Incl. Ref. #6 & 15)	1
17	69-7370	Spindle - Wheel L.H.	1
*	69-7360	Spindle - Wheel R.H.	1
18	69-2990	Screw - Drive	10
19	69-2960	Hub - Rear Wheel (Incl. Ref. #18, 20 & 30)	2
20	254-72	Cup - Bearing Outer	2
21	254-92	Cone - Bearing Outer	2
22	69-9880	Tire	2
23	217-116	Rim	2

Ref. No.	Part No.	Description	No. Used
24	23-7270	Nut - Lug	10
25	49-0010	Washer	2
26	3272-13	Pin - Cotter	2
27	69-2970	Cap - Hub	2
28	32136-5	Nut - Castle	2
29	232-27	Stem - Valve	2
30	254-107	Cup - Bearing Inner	2
31	254-106	Cone - Bearing Inner	2
32	69-2980	Seal - Inner	2
33	32136-13	Nut - Castle	4
34	3272-12	Pin - Cotter	6
35	2116-4	Joint - Ball R.H.	1
*	2116-3	Joint - Ball L.H.	1
36	302-33	Fitting - Grease	2
†37		Nut - Lock	2
38	2412-7	Clamp Assembly (Incl. Ref. #37 & 40)	2
39	3-3710	Tie Rod Assembly (Incl. Ref. #35-41)	1
†40		Screw - Cap Hex. Hd.	2
41	32136-2	Nut - Castle	2
42	69-1960	Cylinder - Steering	2
43	237-78	Seal - O-Ring	4
44	340-132	Fitting - Hydraulic Elbow (Incl. Ref. #43 & 52)	4
45	237-22	Seal - O-Ring	6
46	325-6	Screw - Cap Hex. Hd.	12

*Not Illustrated

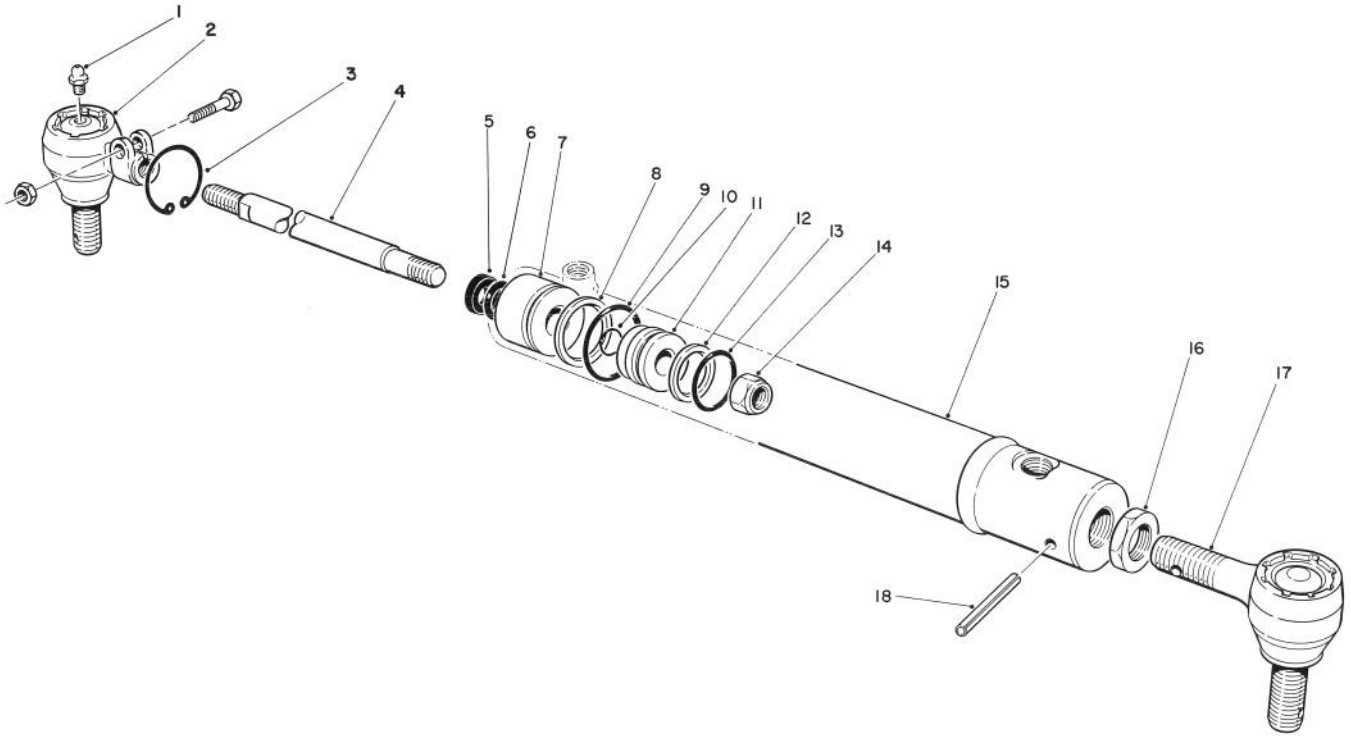
†Not serviceable separately.



T-0345-90

REAR AXLE ASSEMBLY (Continued)

Ref. No.	Part No.	Description	No. Used	Ref. No.	Part No.	Description	No. Used
47	32152-2	Nut - Lock	2	50	69-6010	Tube - Hydraulic	1
48	340-70	Nut - Bulkhead	2	51	69-6020	Tube - Hydraulic	1
49	69-9400	Bracket - Hose Support	1	52	237-21	Seal - O-Ring	4



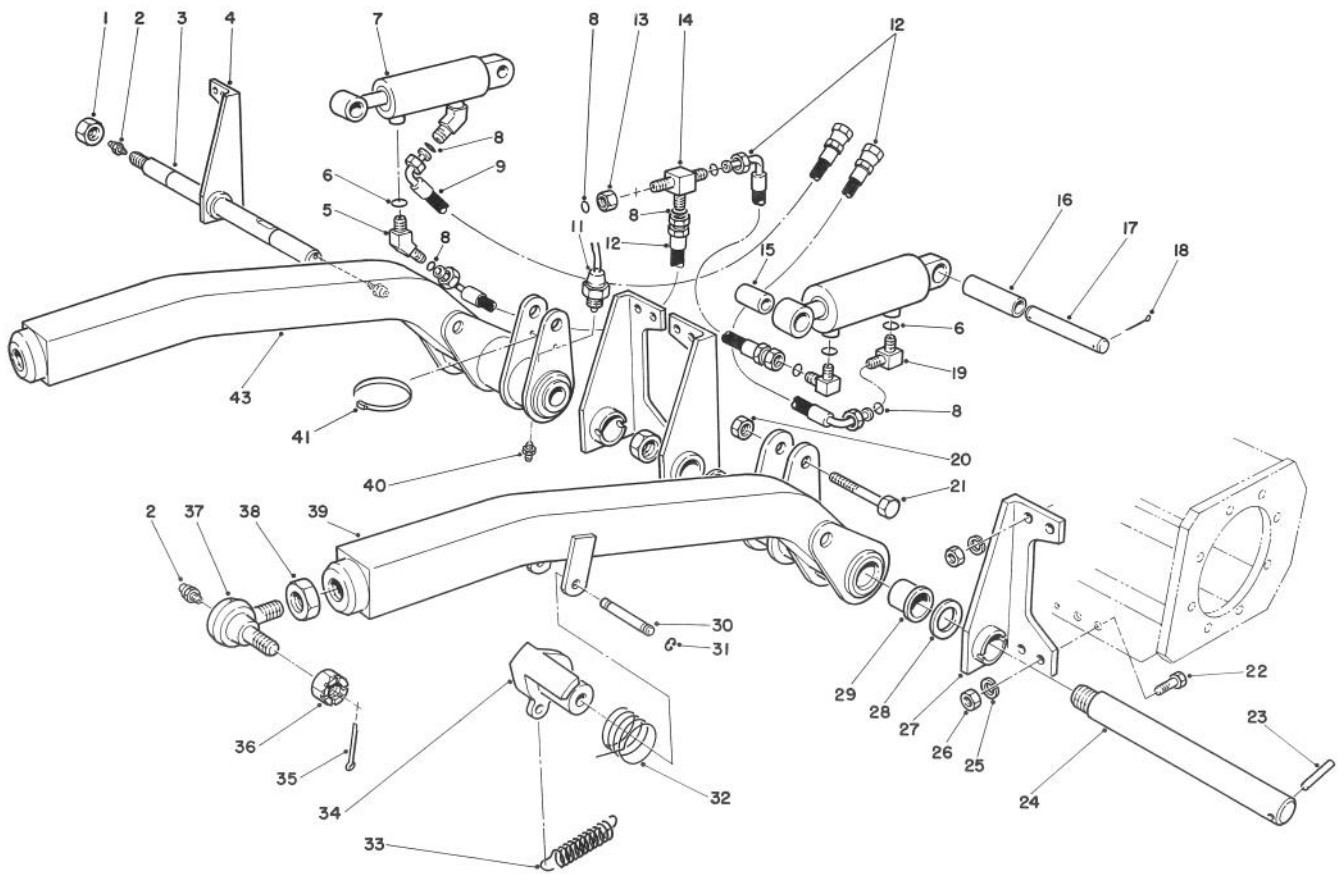
T-0378-90

HYDRAULIC STEERING CYLINDER

Ref. No.	Part No.	Description	No. Used
1	302-5	Fitting - Grease	1
2	69-9810	Joint - Ball	1
3		Ring - Retaining	1
4	69-2020	Rod - Piston	1
5		Wiper - Rod	1
6		Seal - U-Cup	1
7	69-2030	Ring - Head	1
8		Ring - Back-Up	1
9		Seal - O-Ring	1
10		Seal - O-Ring	1
11	69-2000	Piston	1

Ref. No.	Part No.	Description	No. Used
12		Ring - Piston	1
13		Seal - O-Ring	1
14	69-1990	Nut - Lock	1
15		Barrel - Cylinder	1
16	69-1980	Nut - Jam	1
17	69-1970	Joint - Ball	1
18	32121-34	Pin - Roll	1
*	69-2040	Repair Kit (Incl. Ref. #3, 5, 6, 8-10 & 12-13)	1
*	69-1960	Steering Cylinder (Complete) (Incl. Ref. #3-18)	2

*Not Illustrated

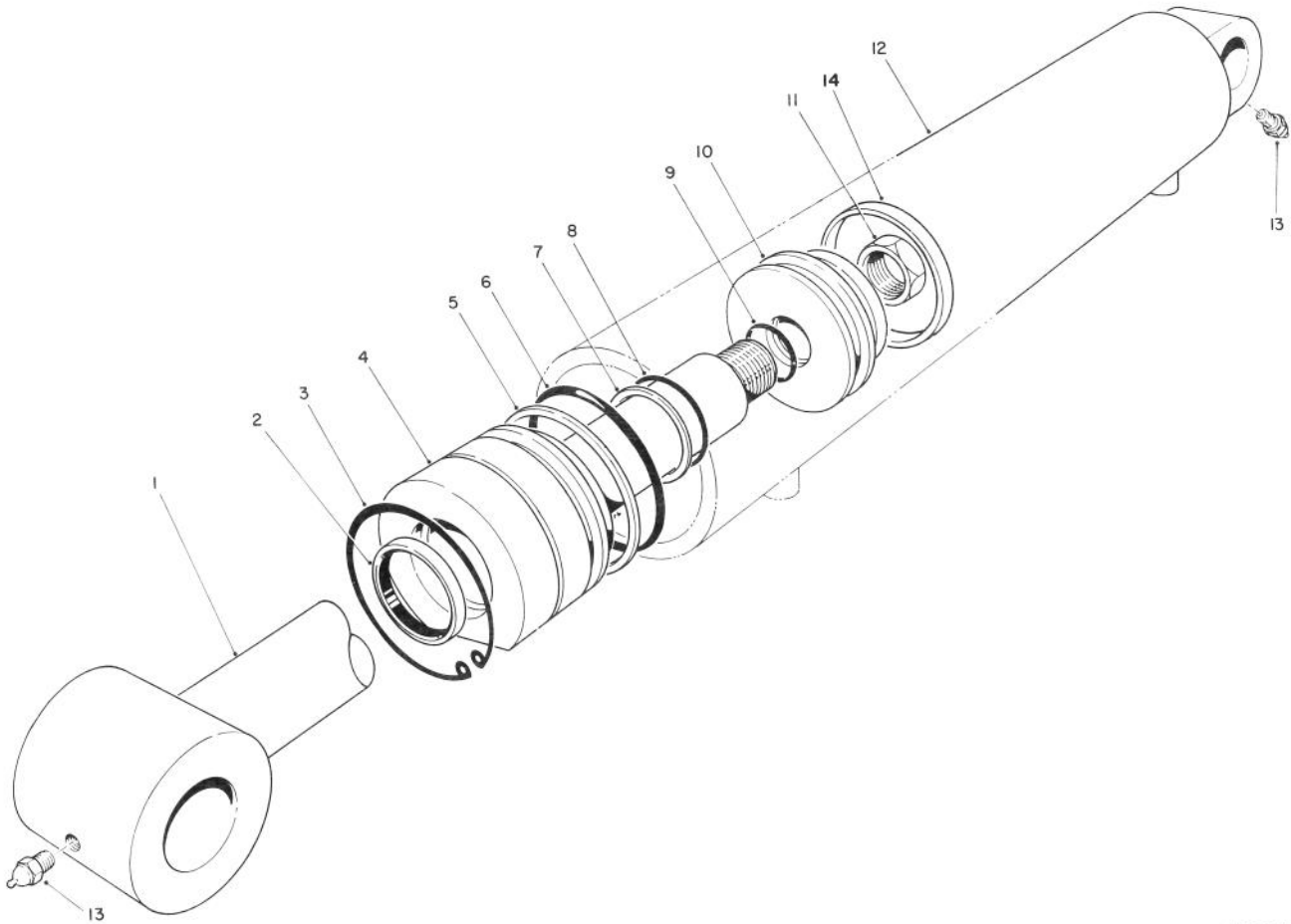


T-0344-90

FRONT LIFT ARM ASSEMBLY

Ref. No.	Part No.	Description	No. Used
1	3296-68	Nut - Lock	2
2	302-2	Fitting - Grease	4
3	71-2570	Shaft - Pivot	1
4	69-7940	Support - Lift Arm R.H.	2
5	340-87	Fitting - Hydraulic Elbow (Incl. Ref. #6 & 8)	2
6	237-42	Seal - O-Ring	4
7	69-2180	Cylinder - Hydraulic	2
8	237-22	Seal - O-Ring	7
9	69-8440	Hose - Hydraulic	1
11	72-4310	Switch - Ball	1
12	69-5440	Hose - Hydraulic	3
13	340-70	Nut - Bulkhead	1
14	340-68	Fitting - Hydraulic Bulk. Tee (Incl. Ref. #8)	1
15	69-9190	Tube - Cylinder Bushing	2
16	20-4360	Tube - Spacer	2
17	69-9180	Pin - Cylinder	2
18	3272-23	Pin - Cotter	4
19	340-77	Fitting - Hydraulic Elbow (Incl. Ref. #6 & 8)	2
20	32153-6	Nut - Lock	2
21	328-10	Screw - Cap Hex. Hd.	2

Ref. No.	Part No.	Description	No. Used
22	325-6	Screw - Cap Hex. Hd.	12
23	32121-110	Pin - Roll	2
24	71-2590	Shaft - Pivot	1
25	3253-7	Washer - Lock	16
26	3217-9	Nut - Hex.	16
27	69-7920	Support - Lift Arm L.H.	2
28	256-304	Washer - Thrust	2
29	69-6470	Bushing - Flange	4
30	69-9080	Pin - Latch	1
31	32120-47	Ring - Retaining	2
32	69-8470	Spring - Torsion	1
33	76-1670	Spring - Extension	1
34	69-1540	Pivot - Spring	1
35	3272-12	Pin - Cotter	2
36	32136-2	Nut - Slotted	2
37	21-0160	Joint - Ball (Incl. Ref. #36)	2
38	21-3000	Nut - Jam	2
39	69-9580	Front Lift Arm Assy. L.H. (Incl. Ref. #29 & 40)	1
40	302-5	Fitting - Grease	2
41	3290-378	Tie - Cable	1
43	69-9570	Front Lift Arm Assy. R.H. (Incl. Ref. #29 & 40)	1



T-0380A

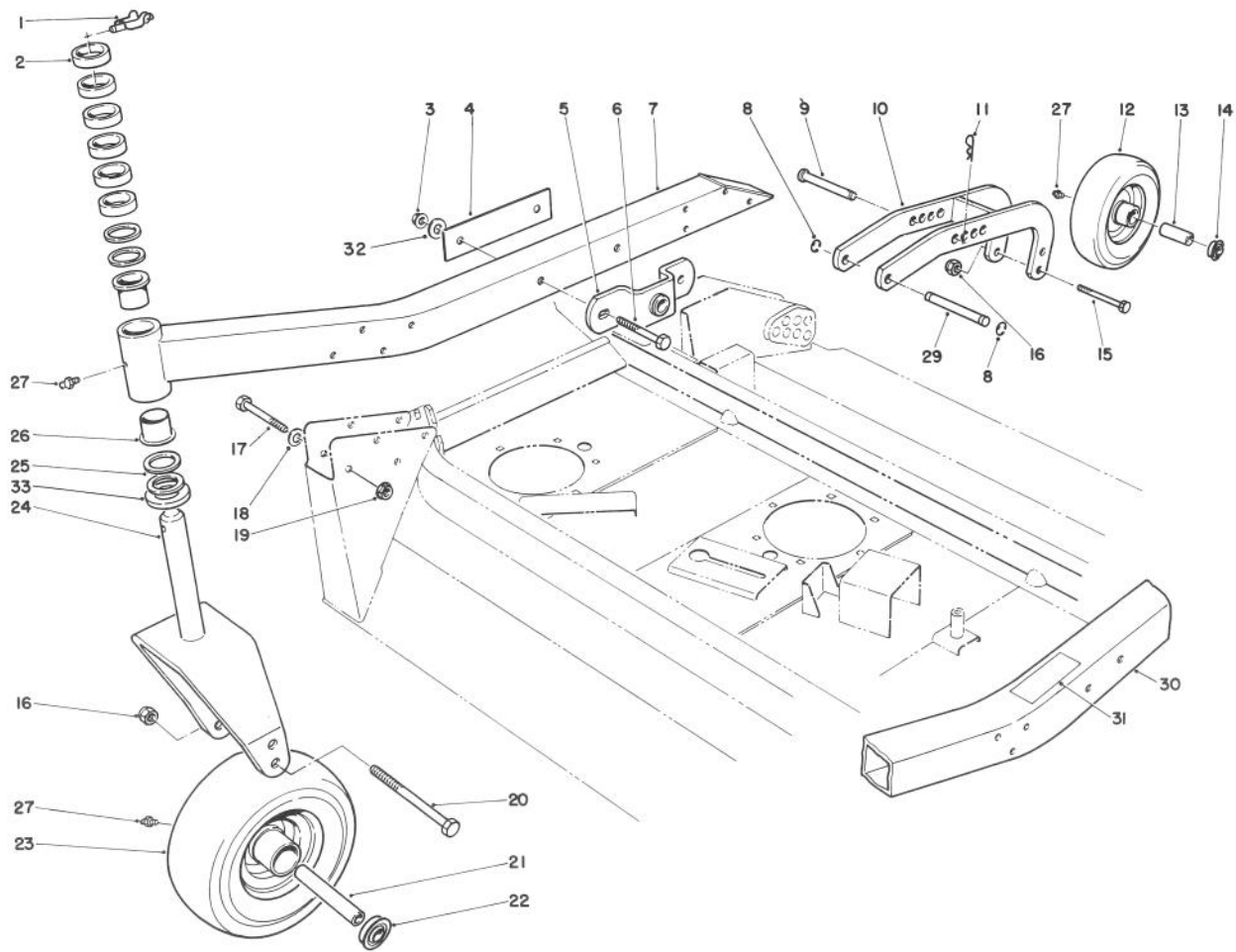
HYDRAULIC CYLINDER ASSEMBLY NO. 69-2180

Ref. No.	Part No.	Description	No. Used
1	69-2580	Shaft w/clevis	1
†2		Seal - Dust	1
3	61-4990	Ring - Retaining	1
4	69-2570	Head	1
†5		Ring - Back-Up	1
†6		Seal - O-Ring	1
†7		Ring - Back-Up	1
†8		Seal - O-Ring	1

Ref. No.	Part No.	Description	No. Used
†9		Uni-Ring	1
10	60-9770	Piston	1
11	60-9760	Nut - Lock	1
†12		Barrel	1
13	302-5	Fitting - Grease	2
14		Seal - Uni-Ring	1
*	86-7350	Seal Repair Kit (Incl. Ref. #2 & 5-9)	1

*Not Illustrated

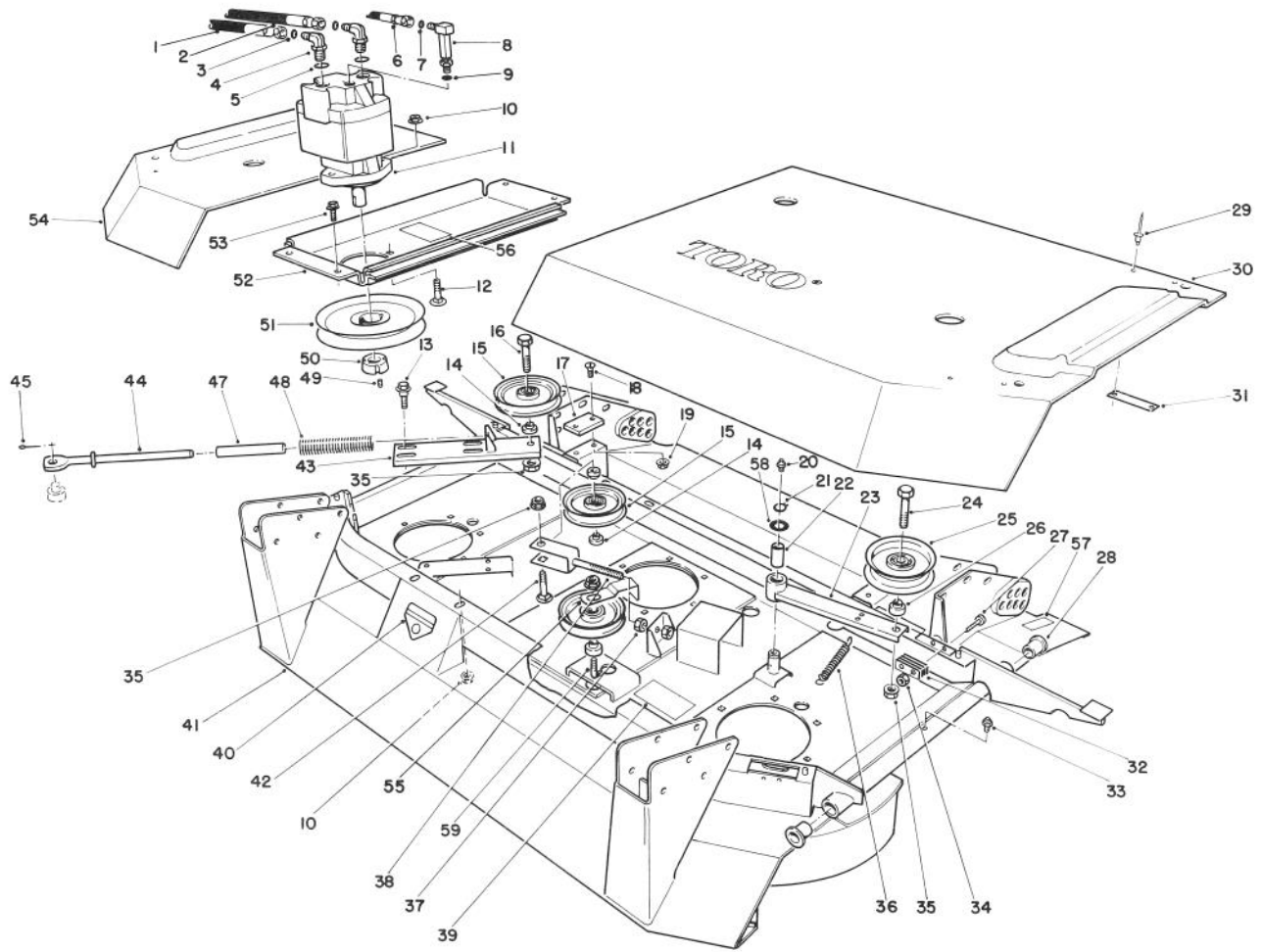
†Not serviceable separately.



T-0362A-90

CENTER DECK MODEL NO. 30592 CARRIER FRAME ASSEMBLY

Ref. No.	Part No.	Description	No. Used	Ref. No.	Part No.	Description	No. Used
1	3290-384	Pin - Lynch	2	17	323-15	Screw - Cap Hex. Hd.	16
2	69-1510	Spacer - Caster	12	18	5-0838	Washer - Flat	16
3	32128-23	Nut - Flange Lock	4	19	32128-43	Nut - Lock	16
4	69-8790	Plate - Reinforcing	2	20	327-15	Screw - Cap Hex. Hd.	2
5	69-7290	Mount - Ball Joint	2	21	251-333	Spacer - Bearing	2
6	325-15	Screw - Cap Hex. Hd.	4	22	251-321	Bearing - Castor	4
7	69-8860	Arm - Castor R.H. (Incl. Ref. #26-27)	1	23	86-7490	Castor Wheel Assembly (Incl. Ref. #21-22, & 27)	2
8	32151-48	Ring - Retaining	4	24	75-9650	Fork - Castor	2
9	283-70	Pin - Hitch (Incl. Ref. #11)	2	25	69-6860	Washer - Castor	8
10	75-9790	Arm - Pivot	2	26	69-6470	Bushing - Flange	4
11	3290-343	Pin - Cotter Hair	2	27	302-5	Fitting - Grease	6
12	85-6420	Castor Wheel Assembly (Incl. Ref. #13-14, & 27)	2	29	69-9260	Pin - Clevis	2
13	251-332	Spacer Bearing	2	30	13-5069	Arm - Castor L.H. (Incl. Ref. #26-27, & 31)	1
14	251-321	Bearing - Castor	4	31	69-0880	Decal - Torque	1
15	327-24	Screw Cap Hex. Hd.	2	32	30-8770	Washer - Flat	2
16	3296-53	Nut - Lock	4	33	7.7-0950	Washer - Castor	2

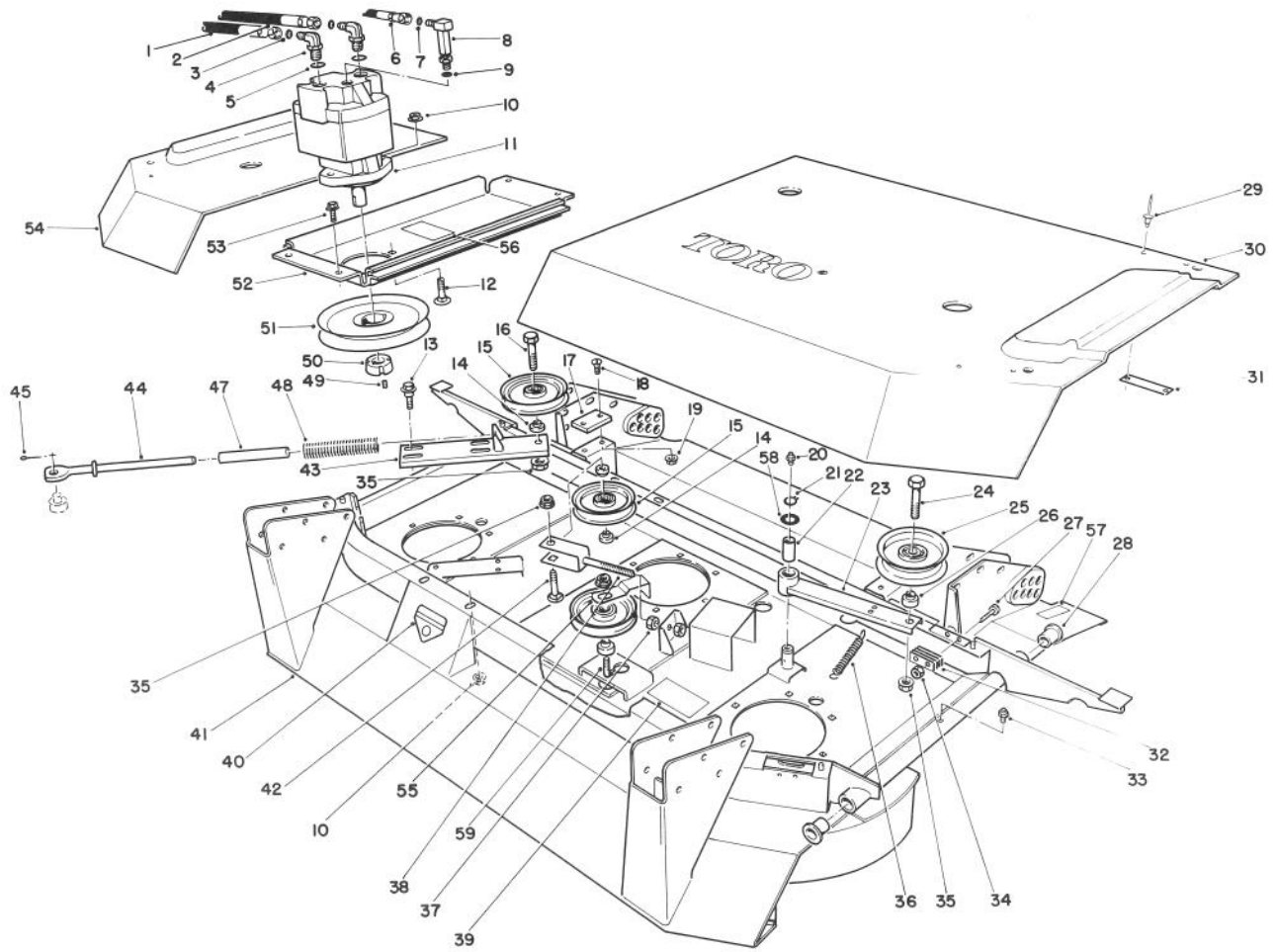


T-0361C

CENTER DECK MODEL NO. 30592

Ref. No.	Part No.	Description	No. Used
1	76-2760	Hydraulic Hose Assembly	1
2	76-2750	Hydraulic Hose Assembly	1
3	237-58	Seal - O-Ring	2
4	340-142	Fitting - Hydraulic Elbow (Incl. Ref #3 & 5)	2
5	237-81	Seal - O-Ring	2
6	76-2770	Hydraulic Hose Assembly	1
7	237-22	Seal - O-Ring	1
8	69-4320	Fitting - Hydraulic 90°Elbow (Incl. Ref. #7 & 9)	1
9	237-42	Seal O-Ring	1
10	32128-21	Nut - Flange Lock	6
11	69-2780	Motor - Hydraulic	1
12	3231-28	Bolt - Carriage	2
13	19-1470	Bolt - Shoulder	4
14	69-6960	Spacer - Idler	4
15	63-1540	Pulley - Idler	3
16	325-7	Screw - Cap Hex. Hd.	1
17	69-9290	Pad - Bumper	2
18	32108-103	Screw - Flat Hd.	4
19	32128 -20	Nut - Lock	4
20	302-2	Fitting - Grease	1
21	32120-72	Ring - Retaining	1
22	256-188	Bushing - Sleeve	1
23	69-6610	Arm - Idler (Incl. Ref. #22)	1
24	325-8	Screw - Cap Hex. Hd.	1
25	69-5430	Pulley-Idler	1
26	69-6970	Spacer - Idler	1

Ref. No.	Part No.	Description	No. Used
27	32105-1	Screw - Machine	8
28	256-117	Bushing - Flange	4
29	3269-25	Rivet - Pop	8
30	69-6780	Cover - Center Left	1
31	69-6870	Plate - Magnet	4
32	69-6260	Magnet - Cover	4
33	302-5	Fitting - Grease	2
34	3296-2	Nut - Lock	8
35	32128-23	Nut - Flange Lock	4
36	76-1670	Spring - Extension	1
37	3217-9	Nut - Jam	2
38	69-6550	Arm - Tension	1
39	82-2560	Decal - Belt Routing	1
40	43-8480	Decal - Danger	1
41	13-4969	Deck - Center (Incl. Ref. #20, 28, 33, 39, 40 & 57)	1
42	3233-27	Bolt - Carriage	1
43	69-6490	Plate - Tension	1
44	77-2830	Rod - Spring	1
45	3272-7	Pin - Cotter	1
47	69-6890	Spacer - Spring	1
48	86-7480	Spring - Compression	1
49		Screw - Set	2
50	23-1640	Bushing - Taper Lock (Incl. Ref. #49)	1
51	63-0660	Pulley - Drive	1
52	69-6390	Plate - Gearbox	1

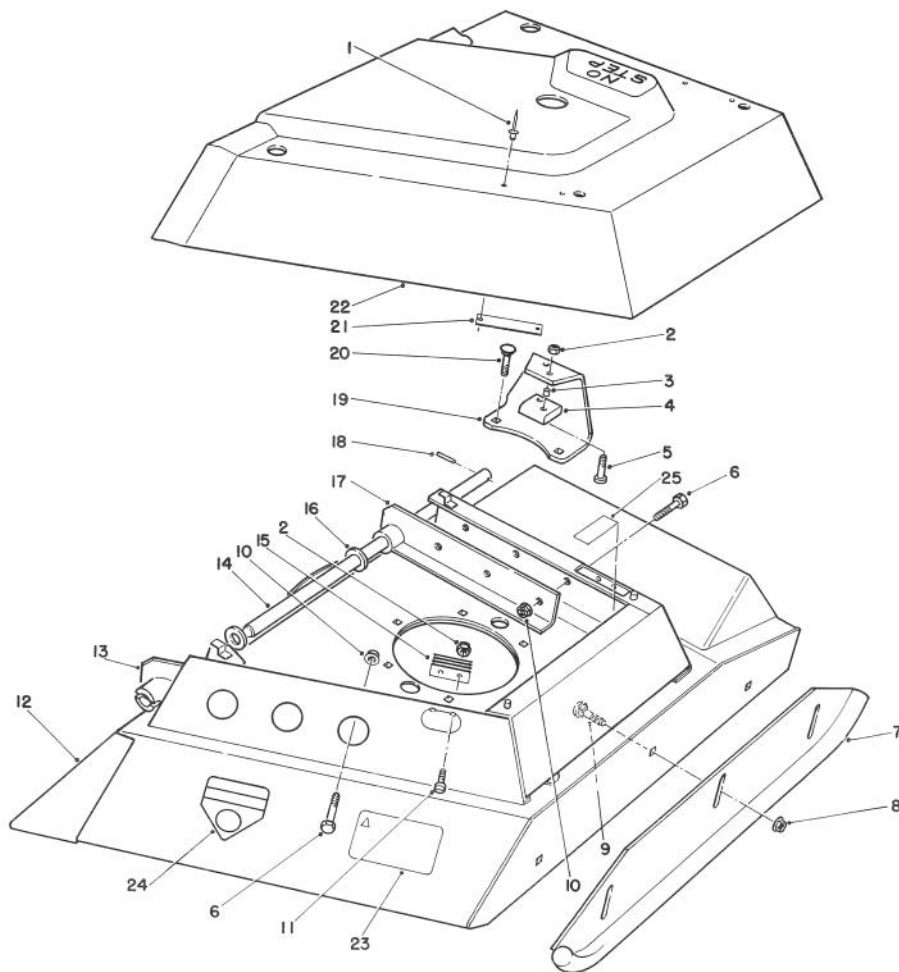


T-0361C

CENTER DECK MODEL NO. 30592 (Continued)

Ref. No.	Part No.	Description	No. Used	Ref. No.	Part No.	Description	No. Used
53	3234-12	Screw - Hex. Flange Hd.	4	58	3-6498	Washer - Flat	1
54	69-6790	Cover - Center Right	1	59	3233-30	Bolt - Carriage	1
55	85-6450	Retainer - Belt	1	*	69-6220	Hex.-Belt - Deck Drive	1
56	71-4260	Decal - H.O.C.	1	*	3290-378	Tie - Cable	2
57	69-0820	Decal - H.O.C.	1				

*Not Illustrated



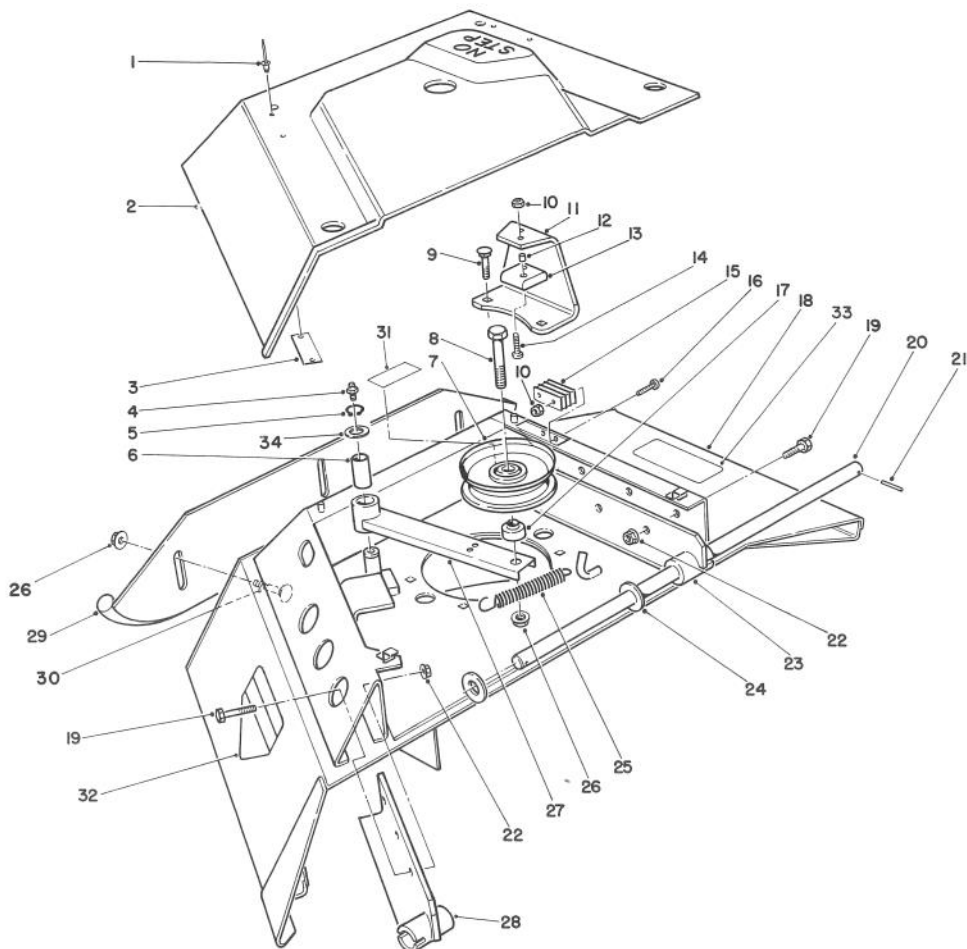
T-0366-90

CENTER DECK MODEL NO. 30592 LEFT WING ASSEMBLY

Ref. No.	Part No.	Description	No. Used
1	3269-25	Rivet - Pop	4
2	3296-2	Nut - Lock	6
3	40-9520	Spacer - Split	2
4	40-0330	Cushion - Rubber	1
5	3250-27	Screw - Truss Hd.	2
6	323-6	Screw - Cap Hex. Hd.	6
7	69-6730	Skid	1
8	32128-23	Nut - Flange Lock	3
9	3233-9	Bolt - Carriage	3
10	32128-21	Nut - Flange Lock	6
11	32105-1	Screw - Machine	4
12	13-4989	Deck - Left Wing (Incl. Ref. #23-25)	1
13	69-6640	Hinge - Left Front	1

Ref. No.	Part No.	Description	No. Used
14	69-6900	Shaft - Hinge	1
15	69-6260	Magnet - Cover	2
16	256-305	Washer - Thrust	2
17	69-6670	Hinge - Left Rear	1
18	32121-6	Pin - Roll	2
19	69-6910	Bracket - Support	1
20	3231-25	Bolt - Carriage	2
21	69-6870	Plate - Magnet	2
22	69-6850	Cover - Left Wing	1
23	66-1340	Decal - Danger	1
24	43-8480	Decal - Danger	1
25	67-5360	Decal - Danger	1
*	76-2060	V-Belt	1
*	42-6200	Shim - Cushion	A/R

*Not Illustrated



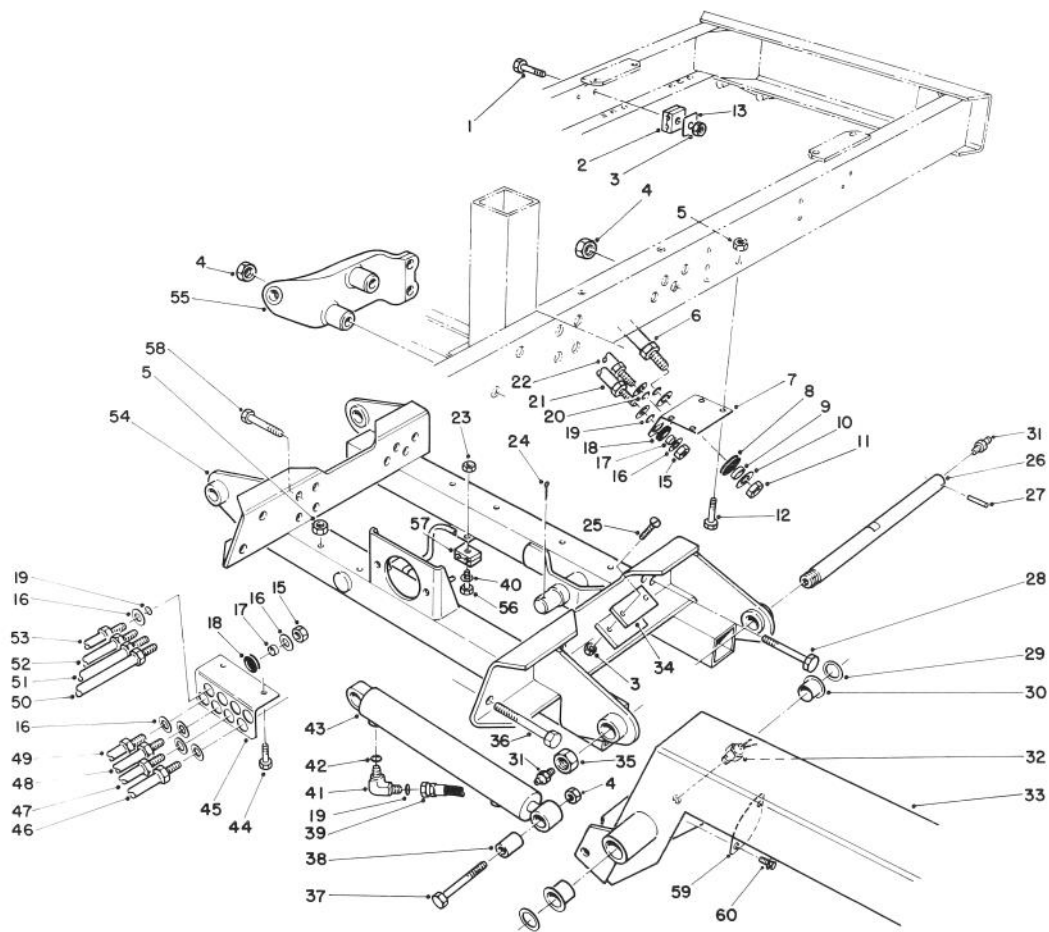
T-0365-90

CENTER DECK MODEL NO. 30592 RIGHT WING ASSEMBLY

Ref. No.	Part No.	Description	No. Used
1	3269-25	Rivet - Pop	4
2	69-6840	Cover - Right Wing	1
3	69-6870	Plate - Magnet	2
4	302-2	Fitting - Grease	1
5	32120-72	Ring - Retaining	1
6	256-188	Bushing - Sleeve	1
7	69-5430	Pulley - Idler	1
8	325-8	Screw - Cap Hex. Hd.	1
9	3231-25	Bolt - Carriage	2
10	3296-2	Nut - Lock	6
11	69-6910	Bracket - Support	1
12	40-9520	Spacer - Split	2
13	40-0330	Cushion - Rubber	1
14	3250-27	Screw - Truss Hd.	2
15	69-6260	Magnet - Cover	2
16	32105-1	Screw - Machine	4
17	69-6970	Spacer - Idler	1
18	13-4979	Deck - Right Wing (Incl. Ref. #4, 32 & 33)	1

Ref. No.	Part No.	Description	No. Used
19	323-6	Screw - Cap Hex. Hd.	6
20	69-6900	Shaft - Hinge	1
21	32121-6	Pin - Roll	2
22	32128-21	Nut - Flange Lock	6
23	69-6710	Hinge - Right Rear	1
24	256-305	Washer - Thrust	2
25	76-1670	Spring - Extension	1
26	32128-23	Nut - Flange Lock	4
27	69-6610	Arm - Idler (Incl. Ref. #6)	1
28	69-6690	Hinge - Right Front	1
29	69-6730	Skid	1
30	3233-9	Bolt - Carriage	3
31	67-5360	Decal - anger	1
32	43-8480	Decal - Danger	1
33	66-1340	Decal - Danger	1
34	3-6498	Washer	1
*	76-2060	V-Belt	1
*	42-6200	Shim - Cushion	A/R

*Not Illustrated

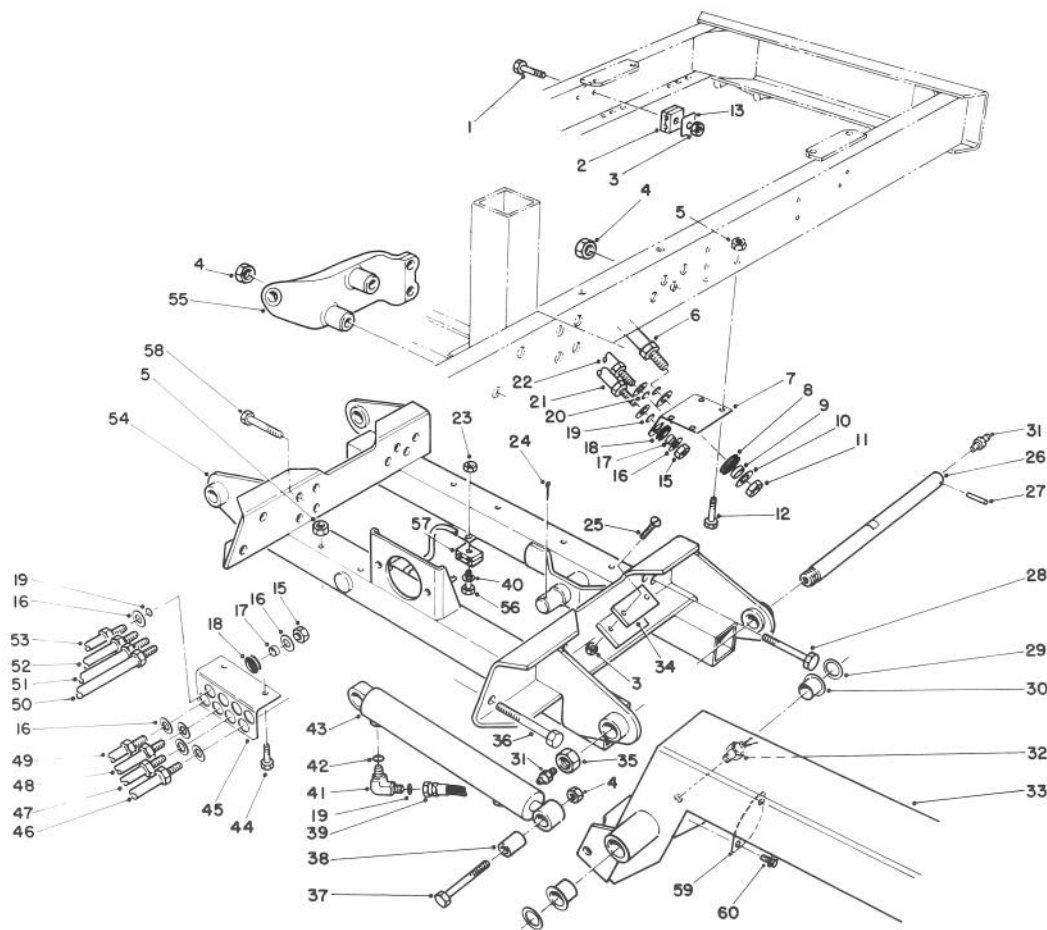


T-0348A

WING DECK LIFT ASSEMBLY

Ref. No.	Part No.	Description	No. Used	Ref. No.	Part No.	Description	No. Used
1	322-11	Screw - Cap Hex. Hd.	1	22	69-6180	Tube - Hydraulic L.H. (Incl. Ref. #20)	1
2	56-7974	Clamp Half - Hydraulic Line	2	*	69-6150	Tube - Hydraulic R.H. (Incl. Ref. #20)	1
3	32152-1	Nut - Lock	5	23	32152-4	Nut Lock	3
4	32153-6	Nut - Lock	22	24	3272-33	Pin - Cotter	2
5	32152-2	Nut - Lock	6	25	32108-103	Screw - Machine Flat Hd.	4
6	69-6170	Tube - Hydraulic L.H. (Incl. Ref. #20)	1	26	71-2580	Shaft - Lift Arm Pivot	2
*	69-6140	Tube - Hydraulic R.H. (Incl. Ref. # 20)	1	27	32121-110	Pin - Roll	2
7	69-9450	Bracket - Wing Hose L.H.	1	28	328-26	Screw - Cap Hex. Hd.	12
*	69-9460	Bracket - Wing Hose R.H.	1	29	256-304	Washer - Thrust	4
8	240-3	Grommet	4	30	69-6470	Bushing - Flange	4
9	69-9000	Spacer	4	31	302-2	Fitting - Grease	4
10	69-9010	Washer	8	32	72-4310	Switch - Lift	2
11	340-74	Nut - Bulkhead	4	33	71-0160	Lift Arm Assembly L.H. (Incl. Ref. #30-31)	1
12	323-6	Screw - Cap Hex. Hd.	4	*	71-0150	Lift Arm Assembly R.H. (Incl. Ref. #30-31)	1
13	69-9761	Plate - Cover	1	34	69-9300	Cushion - Rubber	2
15	340-70	Nut - Bulkhead	10	35	3296-68	Nut Lock	2
16	69-8940	Washer	20	36	328-8	Screw - Cap Hex. Hd.	4
17	69-8970	Spacer	10	37	328-10	Screw - Cap Hex. Hd.	2
18	240-4	Grommet	10	38	69-9190	Bushing - Cylinder	2
19	237-22	Seal - O-Ring	14	39	69-5490	Hose - Cylinder	4
20	237-65	Seal - O-Ring	4	40	3256-56	Washer - Flat	3
21	69-5980	Tube - Hydraulic L.H. (Incl. Ref. #19)	1	41	340-77	Fitting - Hydraulic Elbow (Incl. Ref. #19 & 42)	4
*	69-5970	Tube - Hydraulic R.H. (Incl. Ref #19)	1				

*Not Illustrated

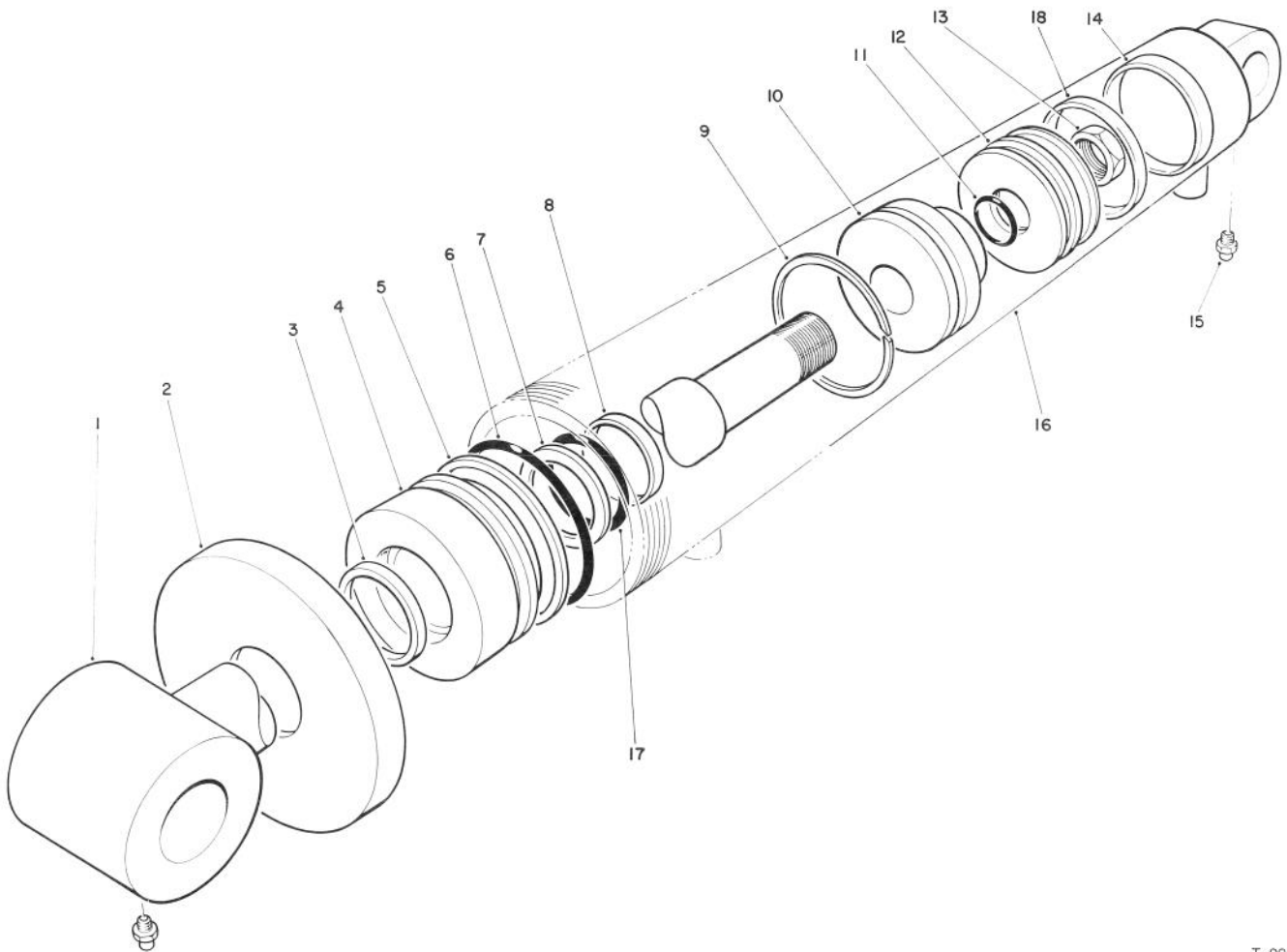


T-0348A

WING DECK LIFT ASSEMBLY (Continued)

Ref. No.	Part No.	Description	No. Used	Ref. No.	Part No.	Description	No. Used
42	237-42	Seal - O-Ring	4	51	69-6050	Tube - Hydraulic (Incl. Ref. #19)	1
43	74-2170	Cylinder - Lift	2	52	69-6080	Tube - Hydraulic (Incl. Ref. #19)	1
44	323-15	Screw - Cap Hex. Hd.	2	53	69-5990	Tube - Hydraulic (Incl. Ref. #19)	1
45	74-2680	Bracket - Bulkhead	1	54	69-4400	Carrier -Wing Deck	1
46	69-6030	Tube - Hydraulic (Incl. Ref. #19)	1	55	69-1580	Anchor - Latch L.H.	1
47	69-6060	Tube - Hydraulic (Incl. Ref. #19)	1	*	69-1600	Anchor - Latch R.H.	1
48	69-6070	Tube - Hydraulic (Incl. Ref. #19)	1	56	321-9	Screw - Cap Hex. Hd.	3
49	69-6000	Tube - Hydraulic (Incl. Ref. #19)	1	57	56-7973	Clamp Half - Hydraulic Line	6
50	69-6040	Tube - Hydraulic (Incl. Ref. #19)	1	58	328-24	Screw - Cap Hex. Hd.	4
				59	39-7650	Plate - Cover	2
				60	32144-11	Screw - Thread Forming	4
				*	3290-378	Tie - Cable	3

*Not Illustrated



T-0959A

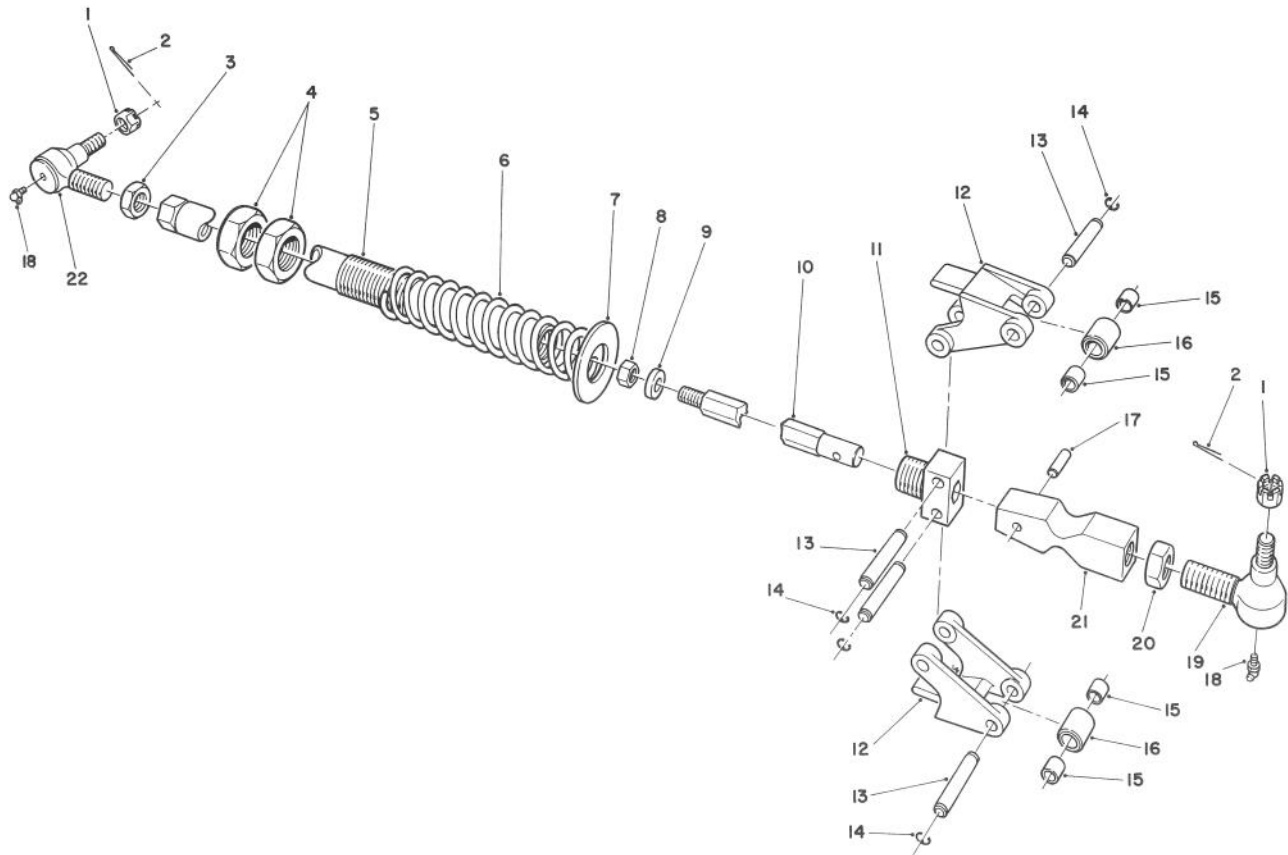
HYDRAULIC CYLINDER ASSEMBLY NO. 74-2170

Ref. No.	Part No.	Description	No. Used
1	74-2230	Shaft/Clevis	1
2	74-2220	Collar	1
†3		Seal - Dust	1
4	74-2200	Head	1
†5		Ring - Back-Up	1
†6		Seal - O-Ring	1
†7		Ring - Back-Up	1
†8		Ring - Wear	1
9	74-2180	Ring - Steel	1
10	74-2190	Cushion	1

Ref. No.	Part No.	Description	No. Used
†11		Uni-Ring	1
12	74-2210	Piston	1
13	60-9760	Nut - Lock	1
†14		Ring - Wear	1
15	302-5	Fitting - Grease	2
†16		Barrel/Clevis	1
†17		Seal - O-Ring	1
18		Seal - Uni-Ring	1
*	86-7350	Seal Repair Kit (Incl. Ref. #3, 5-8, 11, 14 & 17)	1

*Not Illustrated

†Not serviceable separately.

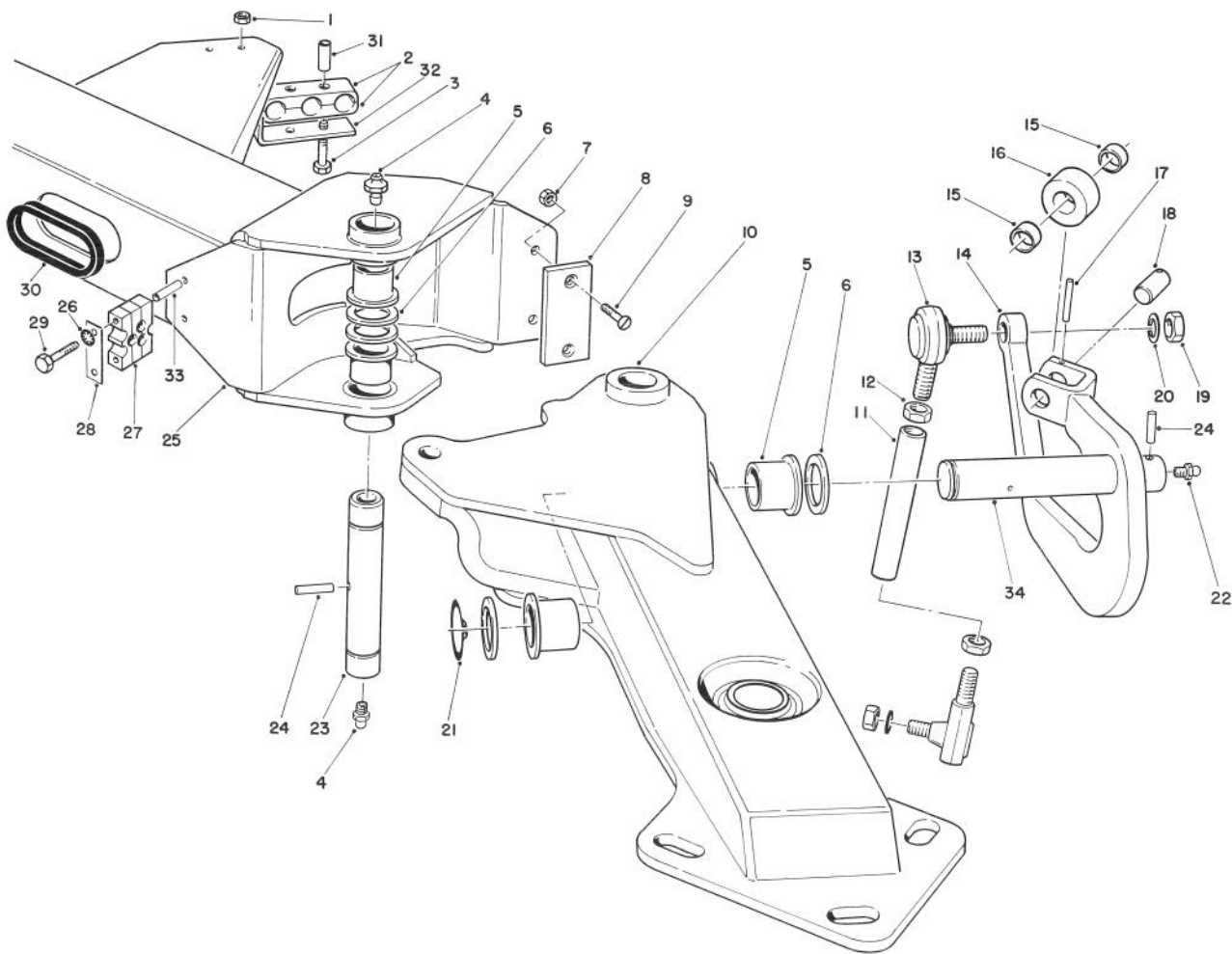


T-0369-90

WING DECK LATCH ASSEMBLY

Ref. No.	Part No.	Description	No. Used
1	32136-2	Nut - Castle	4
2	3272-12	Pin - Cotter	4
3	21-3001	Nut - Jam L.H. Thread	2
4	3220-22	Nut - Jam	4
5	69-7210	Tube - Latch	2
6	69-8480	Spring - Compression	2
7	69-9100	Washer - Latch	2
8	3296-41	Nut - Lock	2
9	71-2550	Washer - Latch Shaft	2
10	69-9680	Shaft - Latch	2
11	69-9690	Block - Latch Pivot	2

Ref. No.	Part No.	Description	No. Used
12	69-1630	Arm - Latch Pivot	4
13	69-9080	Pin - Latch	8
14	32120-47	Ring - Retaining	16
15	256-172	Bearing - Sleeve	8
16	69-9090	Roller - Latch	4
17	32121-49	Pin - Roll	2
18	302-33	Fitting - Grease	4
19	21-0160	Joint - Ball (Incl. Ref. #1)	2
20	21-3000	Nut - Jam	2
21	69-9670	Cam - Spring Trip	2
22	21-0161	Joint - Ball (Incl. Ref. #1)	2



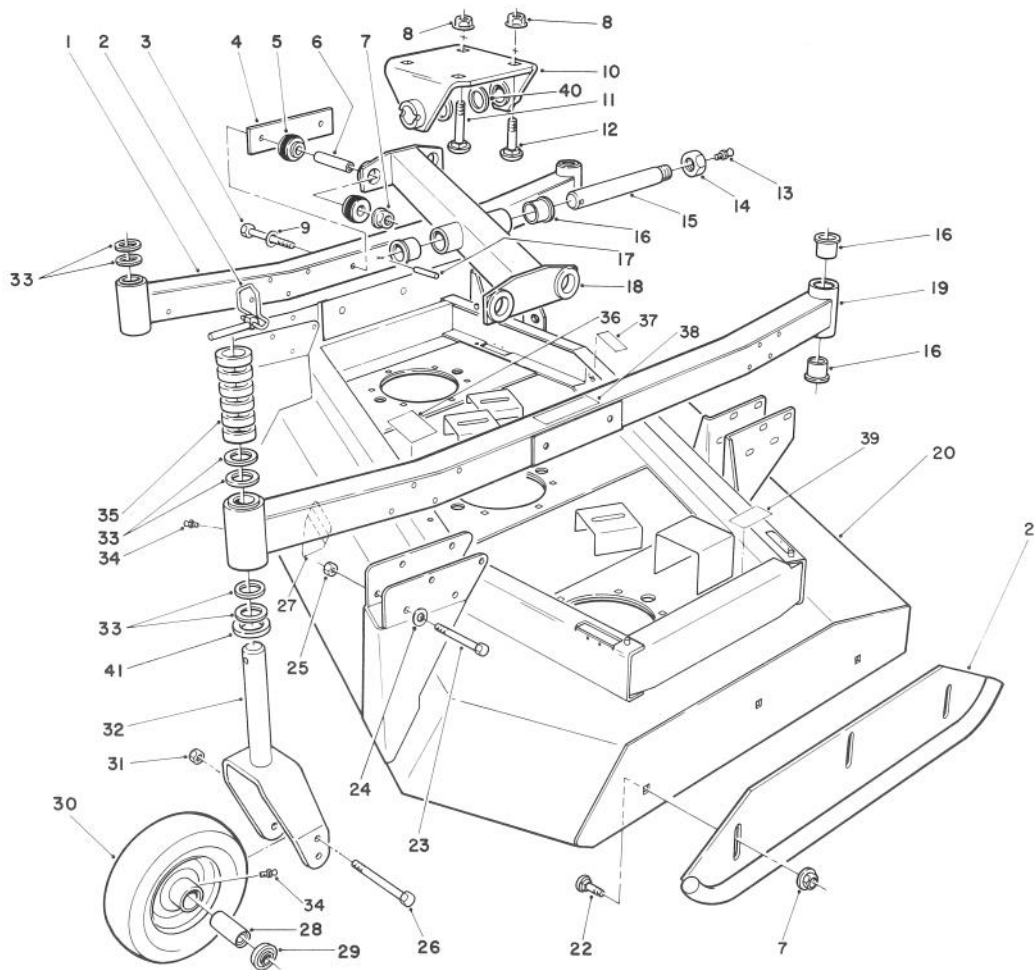
WING DECK LIFT ARM ASSEMBLY

T-0370B

Ref. No.	Part No.	Description	No. Used
1	32152-4	Nut - Lock	4
2	74-2710	Clamp Half - Hydraulic Line	4
3	321-15	Screw - Cap Hex. Hd.	4
4	302-2	Fitting - Grease	4
5	69-6470	Bushing - Flange	8
6	256-304	Washer - Thrust	8
7	32152-1	Nut - Lock	4
8	69-9300	Cushion - Rubber	2
9	32108-103	Screw - Machine Flat Hd.	4
10	71-0180	Arm - Outer Lift L.H. (Incl. Ref. #5)	1
*	71-0170	Arm - Outer Lift R.H. (Incl. Ref. #5)	1
11	71-2600	Tube - Anti - Sway	2
12	3220-7	Nut - Jam	4
13	2411-40	Joint - Ball	4
14	82-7930	Arm - Anti-Sway L.H.	1
*	82-7940	Arm - Anti-Sway R.H.	1
15	256-76	Bushing - Sleeve	4
16	69-9240	Roller - Cam	2
17	32121-34	Pin - Roll	2

Ref. No.	Part No.	Description	No. Used
18	69-9250	Shaft - Roller	2
19	3219-7	Nut - Lock	4
20	3253-9	Washer - Lock	4
21	32151-10	Ring - Retaining	2
22	302-5	Fitting - Grease	2
23	71-2620	Shaft - Lift Arm Elbow	2
24	32121-110	Pin Roll	4
25	71-0160	Lift Arm Assembly L.H. (Incl. Ref. #5)	1
*	71-0150	Lift Arm Assembly R.H. (Incl. Ref. #5)	1
26	3254-8	Washer	4
27	82-8170	Clamp - Hose	6
28	71-4100	Plate - Clamp	2
29	321-19	Screw - Cap Hex. Hd.	4
30	240-8	Grommet	4
31	74-2730	Tube - Clamp	4
32	74-2750	Retainer - Clamp	2
33	82-8160	Spacer	4
34	82-7900	Shaft - Arm	2

*Not Illustrated

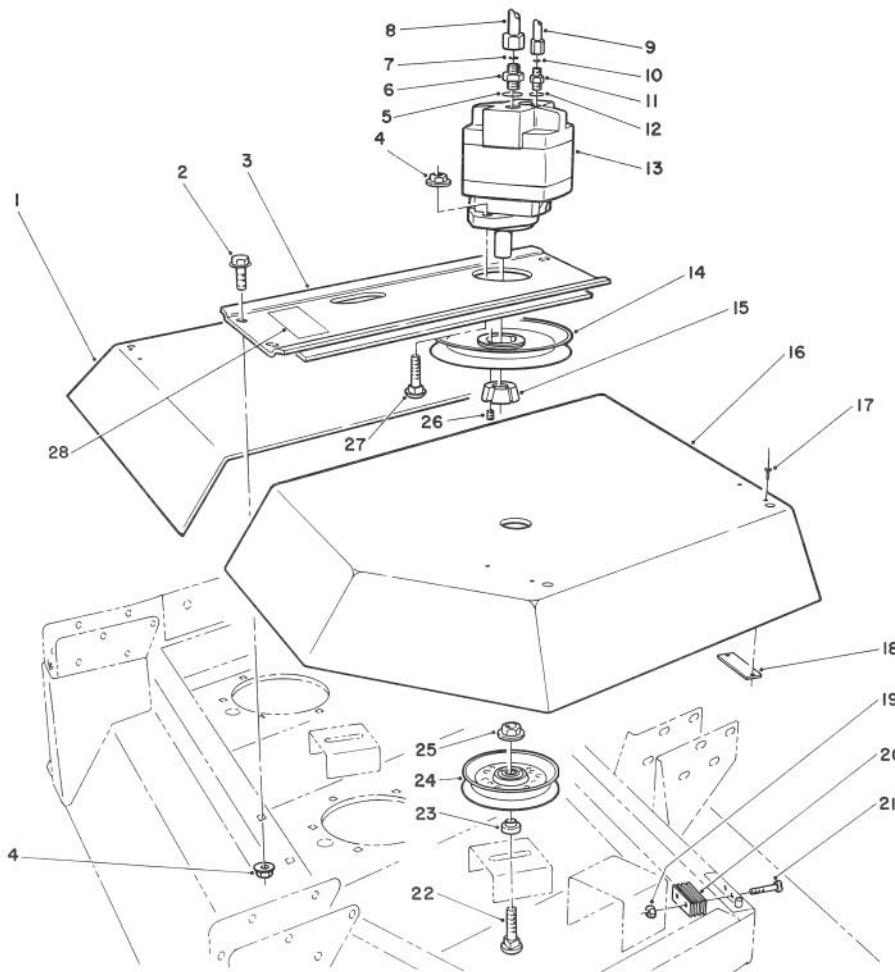


T-0335A

WING DECK MODEL NO 30591 L.H. & 30593 R.H.

Ref. No.	Part No.	Description	No. Used	Ref. No.	Part No.	Description	No. Used
1	69-8830	Arm - Inside Castor (Incl. Ref. #16 & 34)	2	*	13-4999	Ref. #27, 36, 37 & 39) Deck - Wing R.H. (Incl. Ref. #27, 36, 37 & 39)	1
2	3290-384	Pin - Lynch	8	21	69-6730	Skid	4
3	325-20	Screw - Cap Hex. Hd.	8	22	3233-9	Bolt - Carriage	12
4	69-8790	Plate - Reinforcing	2	23	323-15	Screw - Cap Hex. Hd.	32
5	69-9700	Mount - Rubber (Incl. Ref. #6)	8	24	5-0838	Washer - Flat	32
6		Spacer	8	25	32128-43	Nut - Lock	32
7	32128-23	Nut - Flange Lock	20	26	327-17	Screw Cap Hex. Hd.	8
8	32128-45	Nut - Lock	8	27	43-8480	Decal - Danger	2
9	30-8770	Washer - Flat	8	28	251-332	Spacer - Bearing	8
10	69-7170	Clevis - Deck	2	29	251-321	Bearing - Castor	16
11	3233-29	Bolt - Carriage	2	30	69-6930	Castor Wheel Assembly (Incl. Ref. #28, 29 & 34)	8
12	3233-28	Bolt - Carriage	6	31	3296-53	Nut - Lock	8
13	302-2	Fitting - Grease	2	32	75-9670	Fork - Castor	8
14	3296-68	Nut - Lock	2	33	69-6860	Washer - Thrust	28
15	71-2610	Shaft - Deck Pivot	2	34	302-5	Fitting - Grease	16
16	69-6470	Bushing - Flange	20	35	69-1510	Spacer - Castor	48
17	32121-110	Pin - Roll	2	36	69-0890	Decal - Belt Routing L.H.	1
18	69-6420	Bar - Lift L.H. (Incl. Ref. #16)	1	*	69-0900	Decal - Belt Routing R.H.	1
*	69-6480	Bar - Lift R.H. (Incl. Ref. #16)	1	37	66-1340	Decal - Danger	2
19	13-5059	Arm - Outside Castor (Incl. Ref. #16, 34 & 41)	2	38	69-0880	Decal - Torque	2
20	13-5009	Deck - Wing L.H. (Incl.		39	67-5360	Decal - Danger	4
				40	256-304	Washer - Thrust	4
				41	77-0950	Washer - Castor	8

*Not Illustrated



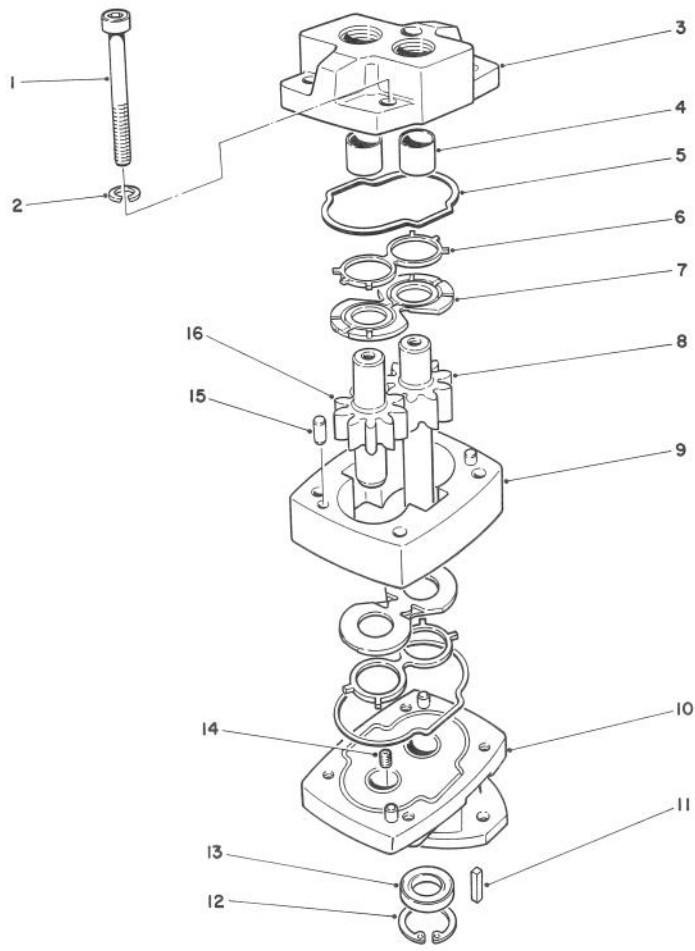
T-0336-90

WING DECK MODEL NO. 30591 L.H. & 30593 R.H. DRIVE ASSEMBLY

Ref. No.	Part No.	Description	No. Used
1	69-6800	Cover - Inner L.H.	1
*	69-6820	Cover - Inner R.H.	1
2	3234-12	Screw - Hex. Washer Hd.	8
3	69-6360	Plate - Motor Mounting L.H.	1
*	69-6340	Plate - Motor Mounting R.H.	1
4	32128-21	Nut - Flange Lock	12
5	237-81	Seal - O-Ring	4
6	340-8	Fitting - Hydraulic Straight (Incl. Ref. #5 & 7)	4
7	237-65	Seal - O-Ring	4
8	76-2730	Hose - Hydraulic	4
9	76-2740	Hose - Hydraulic	2
10	237-22	Seal - O-Ring	2
11	340-2	Fitting - Hydraulic Straight (Incl. Ref. # 10 & 12)	2
12	237-42	Seal - O-Ring	2
13	69-2780	Motor - Hydraulic	2
14	63-0660	Pulley - Wing Deck Drive	2

Ref. No.	Part No.	Description	No. Used
15	23-1640	Bushing - Taper Lock (Incl. Ref. #26)	2
16	69-6810	Cover - Outer L.H.	1
*	69-6830	Cover - Outer R.H.	1
17	3269-25	Rivet - Pop	16
18	69-6870	Plate - Magnet	8
19	3296-2	Nut - Lock	16
20	69-6260	Magnet - Cover	8
21	32105-1	Screw - Pan Hd.	16
22	3233-30	Bolt - Carriage	6
23	69-6960	Spacer - Idler	6
24	63-1540	Pulley - Idler	6
25	32128-23	Nut - Flange Lock	6
26		Screw - Set	4
27	3231-28	Bolt - Carriage	4
28	71-4260	Decal - H.O.C.	2
*	76-2060	V-Belt	6
*	3290-378	Tie - Cable	24

*Not Illustrated

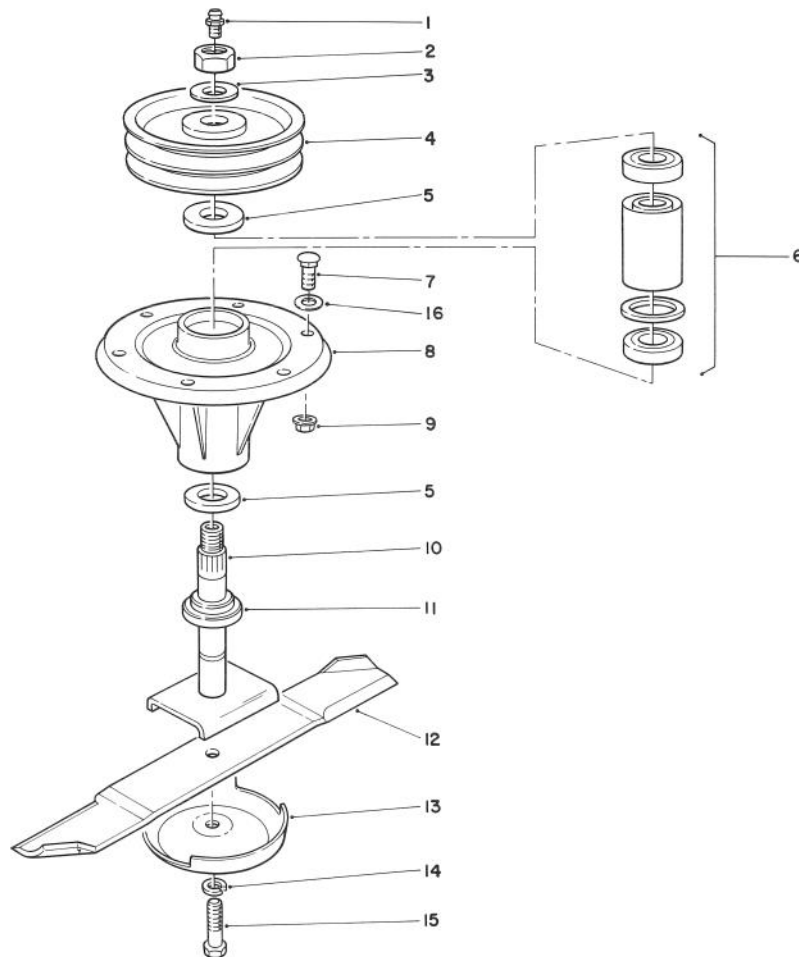


T-0386-90

HYDRAULIC MOTOR ASSEMBLY NO. 69-2780

Ref. No.	Part No.	Description	No. Used	Ref. No.	Part No.	Description	No. Used
1	69-2890	Screw - Hex. Socket Hd.	4	10	69-2790	Body Assembly	
2	69-2910	Washer	4			(Incl. Ref. #4 & 14)	1
3	69-2800	Cover Assembly (Incl. Ref. #4)	1	11	69-2880	Key - Square	1
†4		Bushing - Sleeve	4	12	69-2930	Ring - Retaining	1
5	69-2920	Seal - Square	2	13	69-2860	Seal - Oil	1
6	69-2850	Seal - Load	2	14	69-2900	Plug - Pipe	2
7	69-2840	Plate - Wear	2	15	69-2870	Pin - Dowel	4
8	69-2830	Shaft/Gear - Drive	1	16	69-2820	Shaft/Gear - Idler	1
9	69-2810	Plate - Gear	1	*	69-2940	Repair Kit (Incl. Ref. #5, 6 & 13)	1

*Not Illustrated
 †Not serviced separately.



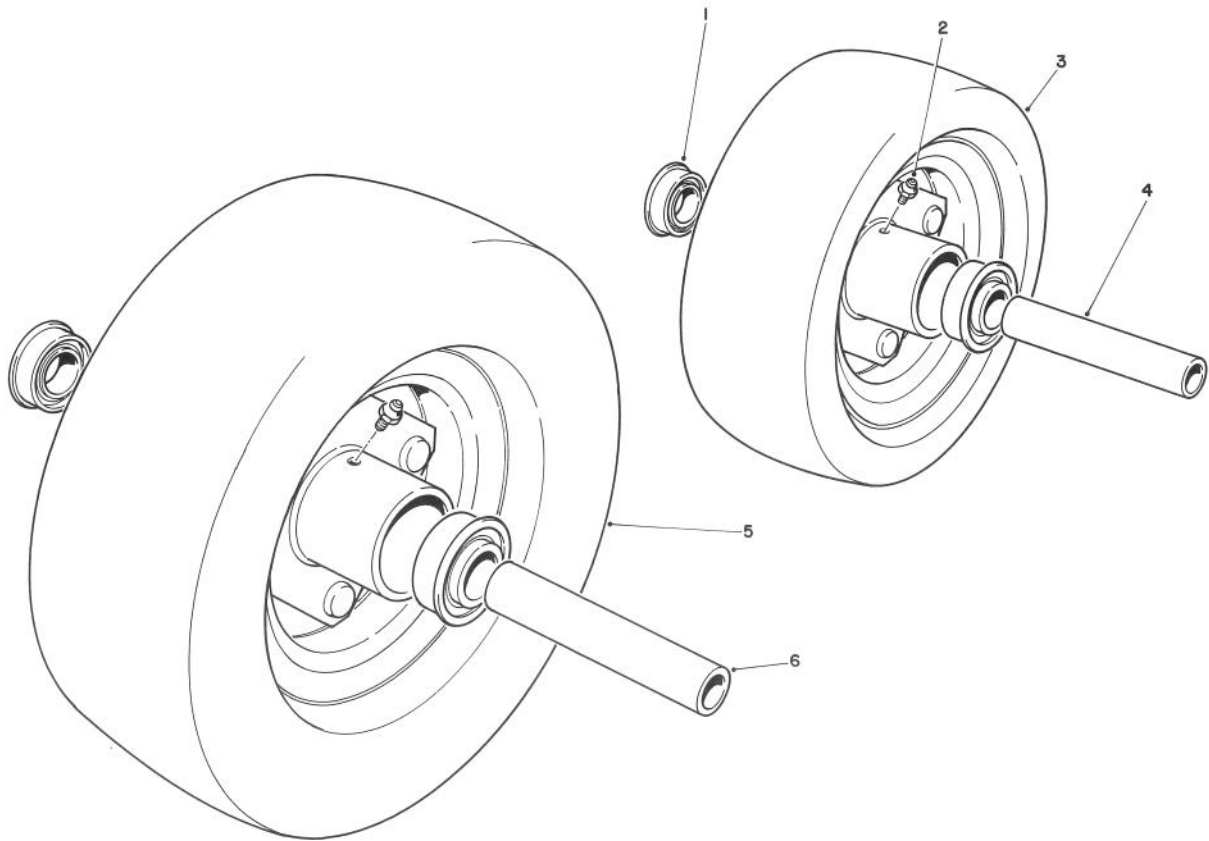
T-0337-90

SPINDLE ASSEMBLY

Ref. No.	Part No.	Description	No. Used
1	302-2	Fitting - Grease Str.	1
*	302-10	Fitting - Grease 45° (Used only on wing deck center & inside spindles)	1
2	3296-49	Nut - Lock	1
3	3-8514	Washer	1
4	69-8390	Pulley - Spindle	1
5	253-154	Seal - Wave	2
6	71-2530	Bearing Assembly	1
7	3231-22	Bolt - Carriage	6

Ref. No.	Part No.	Description	No. Used
8	69-1530	Housing - Spindle	1
9	32128-21	Nut - Flange Lock	6
10	69-6760	Shaft - Spindle	1
11	69-6950	Spacer - Spindle	1
12	69-6920	Blade - 20"	1
13	67-7561	Cup - Anti Scalp	1
14	3253-8	Washer - Lock	1
15	51-4060	Bolt - Blade	1
16	3256-24	Washer - Flat	A/R

*Not Illustrated

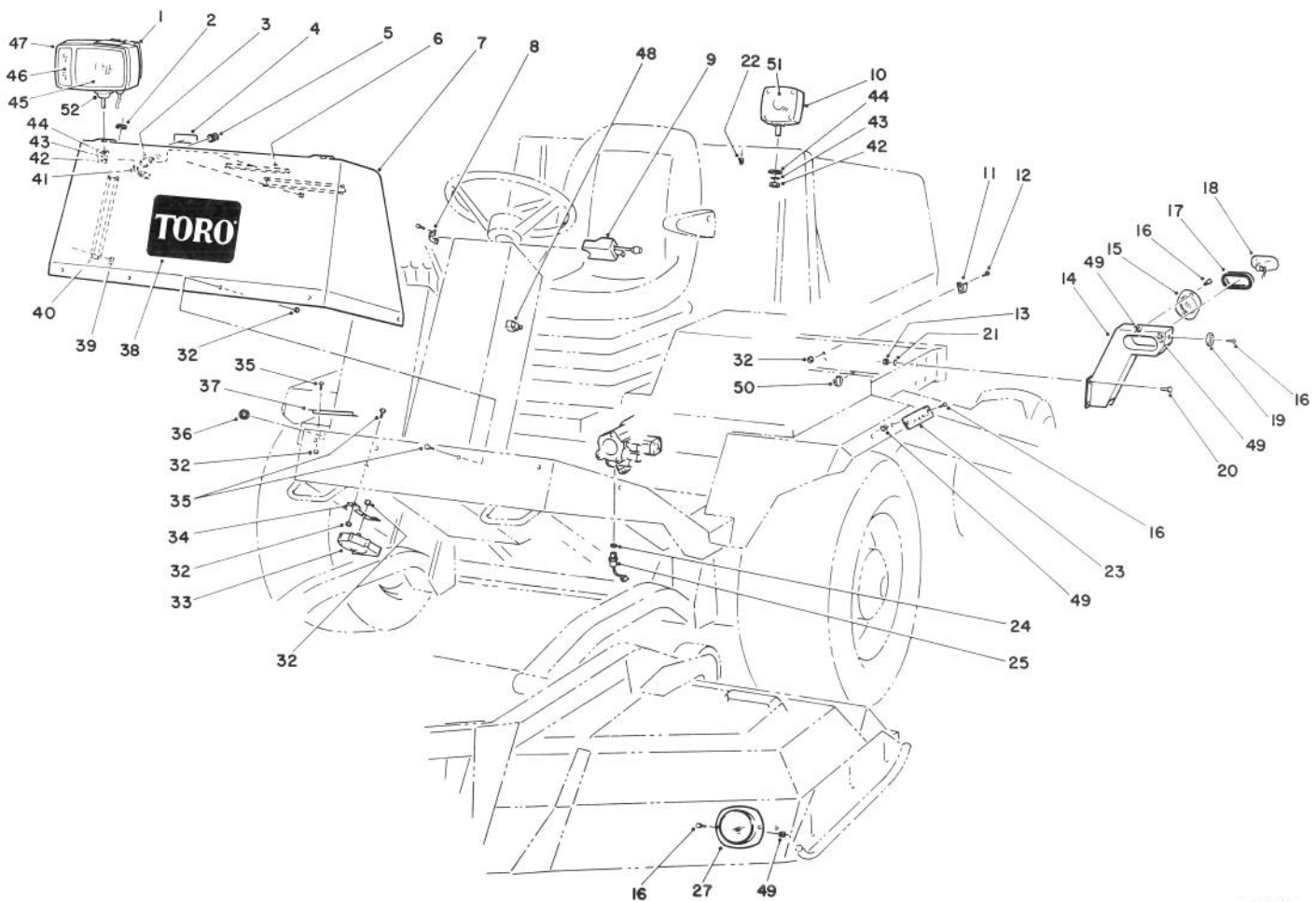


T-0992-90

10" & 13" SEGMENTED TIRE ASSEMBLIES (Optional)

Ref. No.	Part No.	Description	No. Used
1	251-321	Bearing - Ball	2
2	302-5	Fitting - Grease	1
3	76-1880	10" Segmented Tire Assy. (Incl. Ref. #1, 2 & 4)	1

Ref. No.	Part No.	Description	No. Used
4	251-332	Spacer - Inner	1
5	76-1890	13" Segmented Tire Assy. (Incl. Ref. #1, 2 & 6)	1
6	251-333	Spacer - Inner	1



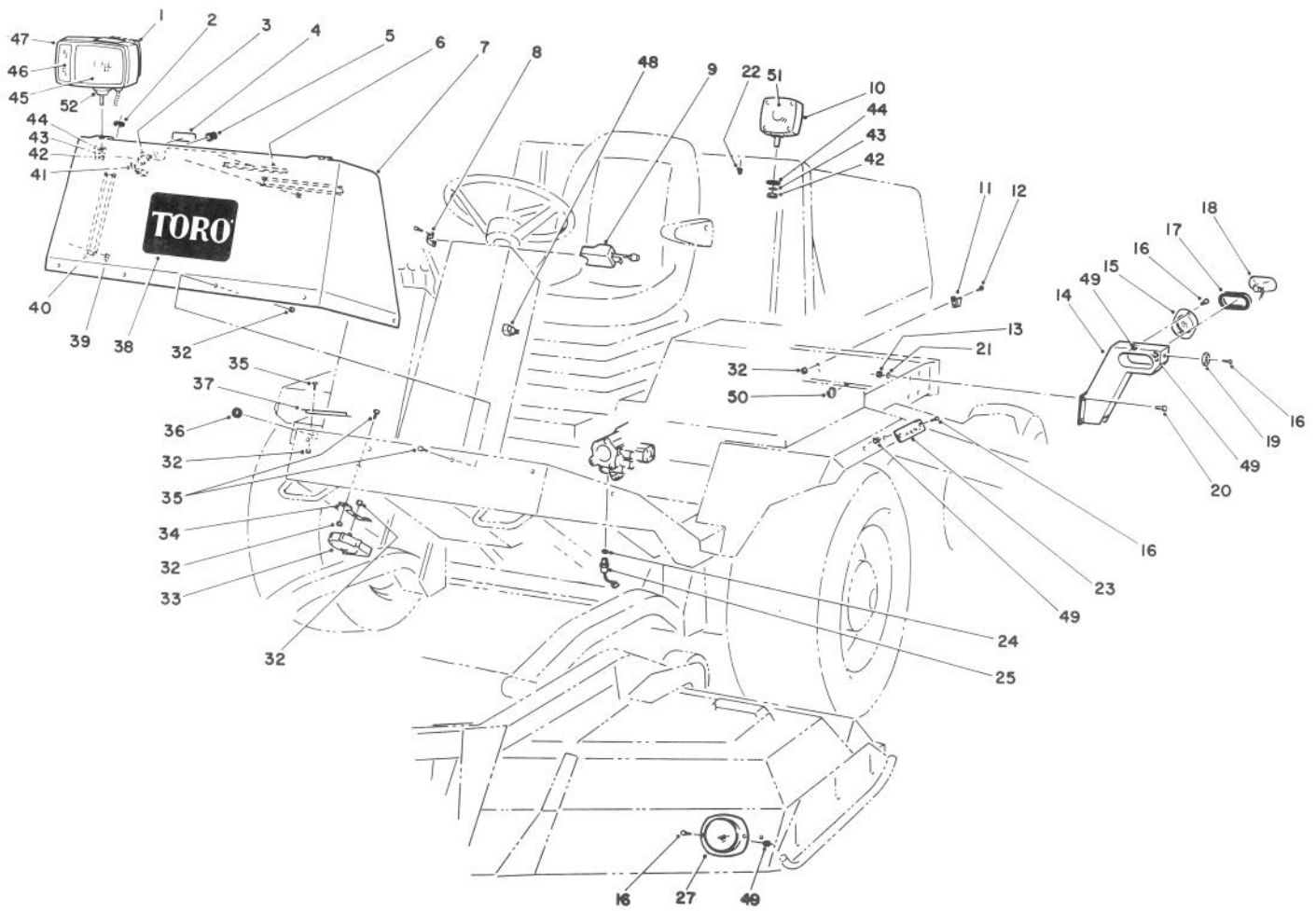
T-0936-A

ROAD LIGHT KIT MODEL NO. 30594 (Optional) CHASSIS COMPONENTS

Ref. No.	Part No.	Description	No. Used
1	75-9740	Headlight Assembly R.H. (Incl. Ref. #42, 43, 45-47)	1
*	75-9730	Headlight Assembly L.H. (Incl. Ref. #42, 43, 45-47)	1
*†		Bulb - Flasher (GE #1157)	4
2	237-41	Grommet	2
3	18-2830	Switch - Horn (Incl. Ref. #5)	1
4	74-2330	Decal - Horn	1
5		Cover - Horn Switch	1
6	66-8110	Trim - Shroud	1
7	74-2320	Front Shroud Assembly (Incl. Ref. #4 & 38)	1
8		Clamp - Signal Controller	1
9	63-4460	Signal Controller Assembly (Incl. Ref. #8 & 48)	1
10	38-6190	Flashing Lamp Assembly (Incl. Ref. #42-44 & 51)	2
*†		Bulb - Flasher (GE #1156)	2
11	38-6200	Socket - S.M.V.	1
12	3230-22	Bolt - Carriage	2
13	3217-7	Nut - Hex.	8
14	74-2460	Arm - Light L.H.	1

Ref. No.	Part No.	Description	No. Used
*	74-2480	Arm - Light R.H.	1
15	74-2370	Reflector - 3" Red	2
16	32144-1	Screw - Cap Hex. Hd.	14
17	74-2360	Grommet	2
18	74-2350	Taillight	2
19	74-2390	Reflector - 2" Red	2
20	3234-11	Screw - Cap Hex. Hd.	8
21	3253-5	Washer - Lock	8
22	249-47	Clip - Wire	4
23	74-2540	Reflector - Amber	2
24	237-42	Seal - O-Ring	1
25	74-2420	Switch - Brake (Incl. Ref. #24)	1
27	74-2371	Reflector - 3" Amber	2
32	32128-20	Nut - Flange Lock	13
33	19-6050	Horn	1
34	18-2820	Bracket - Horn	1
35	3234-7	Screw - Hex. Flange Hd.	11
36	240-3	Grommet	1
37	74-2400	Cover - Wire	1
38	67-7310	Decal - TORO	1
39	32149-2	Nut - Lock	8
40	74-2550	Cover - Wire	2
42	3219-5	Nut - Hex.	4
43	3253-7	Washer - Lock	4

*Not Illustrated
†Obtain Locally

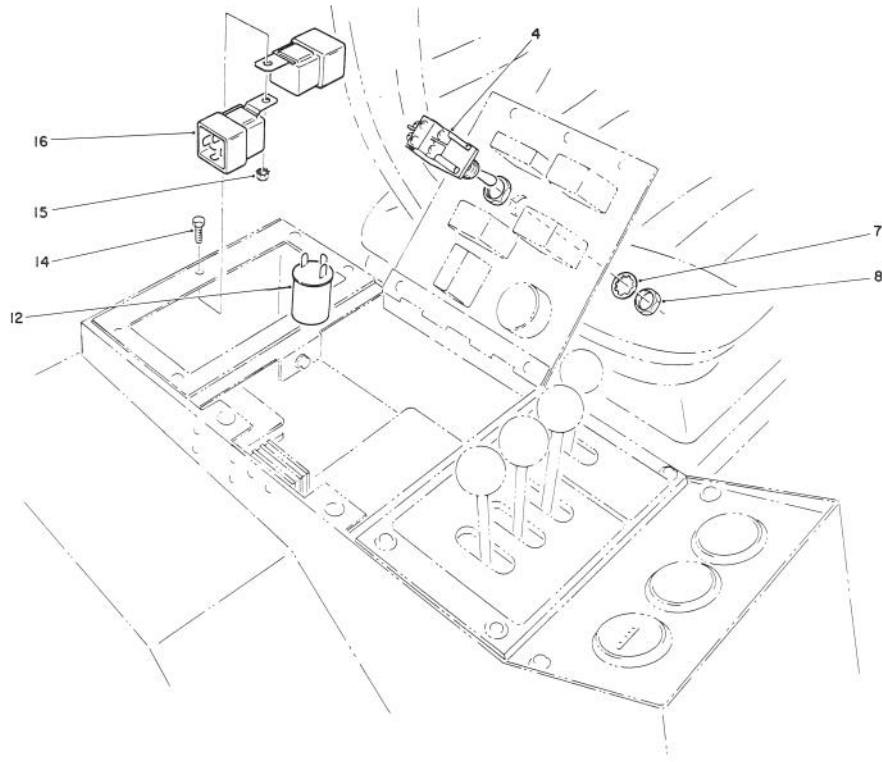


T-0936A

ROAD LIGHT KIT MODEL NO. 30594 (Optional) CHASSIS COMPONENTS (Continued)

Ref. No.	Part No.	Description	No. Used	Ref. No.	Part No.	Description	No. Used
44	3256-6	Washer - Flat	4	52	80-4870	Adaptor - Ferrule	2
45	75-9750	Bulb - Sealed Beam (GE #6054 HP)	2	*	86-9560	Assy. Wire - Taillight	1
46	75-9760	Lens - Amber	2	*	86-9570	Assy. Wire - Headlight	1
47	75-9770	Bezel - Headlight	2	*	86-9730	Assy. Wire - Flasher	1
48	63-7590	Relay	1	*	237-88	Grommet (Used when mounting the flashing lamps to a ROPS kit with a sun shield)	2
49	32149-7	Nut - Keps	14				
50	3290-378	Tie - Cable	30				
51	218-587	Lens - Amber	4				

*Not Illustrated
†Obtain Locally

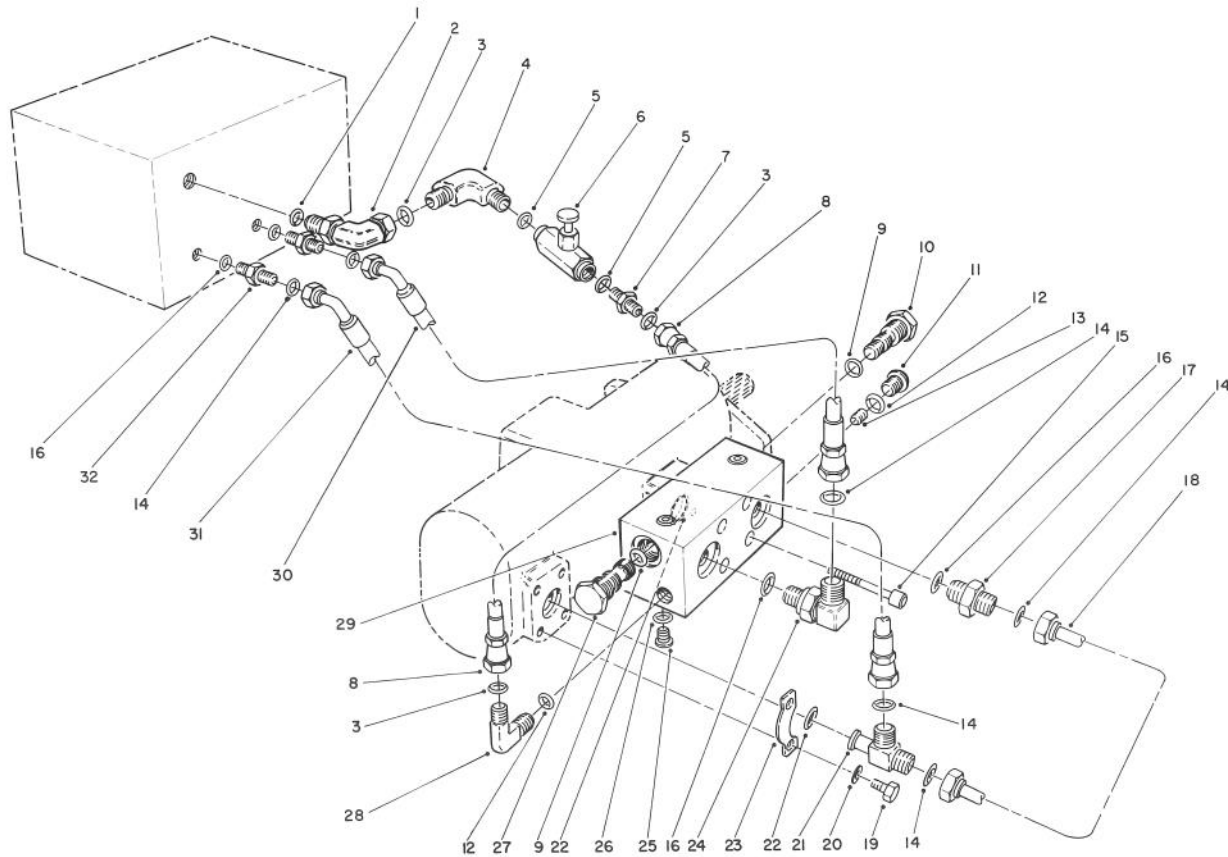


T-1449

ROAD LIGHT KIT MODEL NO. 30594 (Optional) CONTROL BOX COMPONENTS

Ref. No.	Part No.	Description	No. Used	Ref. No.	Part No.	Description	No. Used
4	74-2300	Switch - Toggle (Incl. Ref. #7 & 8)	1	14	321-2	Screw - Cap Hex. Hd.	1
7		Washer - Lock	1	15	32149-2	Nut - Keps	1
8		Nut - Hex.	2	16	63-7590	Relay	2
12	218-456	Relay - Flasher	2	*	74-2430	Tubing - Shrink	1

*Not Illustrated

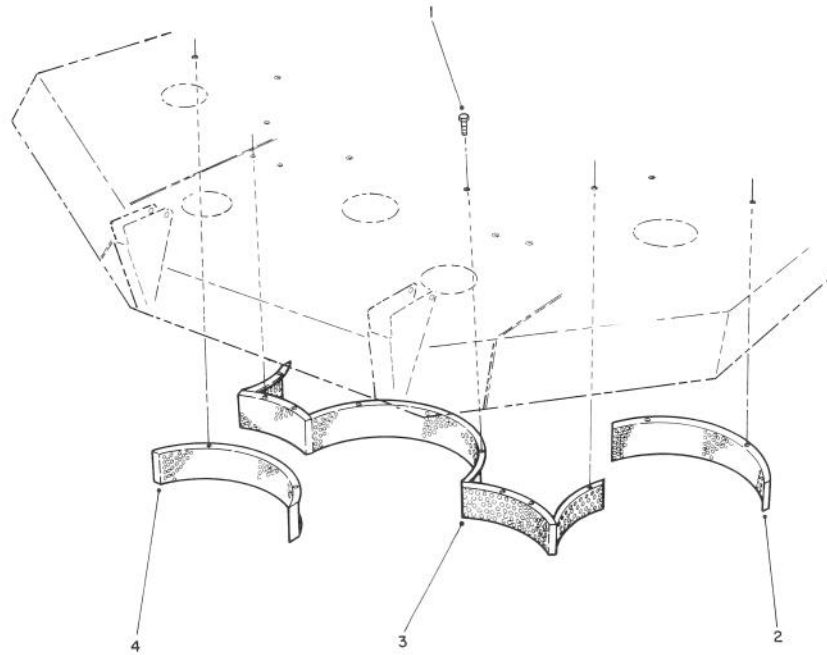


T-1145-90

FLOW COMBINE KIT MODEL No. 30586

Ref. No.	Part No.	Description	No. Used
1	237-79	O-Ring	1
2	340-18	Fitting	1
3	237-22	O-Ring	2
4	340-110	Fitting - Swivel	1
5	237-42	O-Ring	2
6	76-2810	Valve - Needle	1
7	340-2	Fitting	1
8	77-5130	Hose - Hydraulic	1
9	69-4270	Seal Kit	1
10	69-4190	Cartridge - Logic, N.C.	1
11	353-990	Plug - Hex Socket	1
12	237-78	O-Ring	2
13	69-4130	Plug - Orifice	2
14	237-58	O-Ring	2
15	3274-20	Screw - Cap, Socket Hd.	4
16	237-81	O-Ring	2
17	340-9	Fitting	1

Ref. No.	Part No.	Description	No. Used
18	74-2610	Tube Assembly - Hydraulic	1
19	323-7	Screw - Cap, Hex. Hd.	4
20	3253-21	Washer - Lock	4
21	74-2590	Fitting - Tee	1
22	340-135	O-Ring	1
23	353-992	Fitting - Flange	2
24	340-142	Fitting	1
25	353-991	Plug - Hex. Socket	4
26	237-156	O-Ring	4
27	74-2560	Cartridge - Logic, N.C.	1
28	340-97	Fitting	1
29	74-2580	Valve - Flow Combining (Incl. Ref. #9-13, 22, & 25-27)	1
30	77-0940	Hose Assembly - Hydraulic	1
31	69-5590	Hose Assembly (Existing)	1
32	340-9	Fitting (Existing)	1



T-1146-90

MULCHER KIT – FRONT DECKS (Model No. 30588)

Ref. No.	Part No.	Description	No. Used
1	323-5	Screw – Cap, Hex. Hd.	12
2	77-0740	Screen – Deck, L.H.	1

Ref. No.	Part No.	Description	No. Used
3	77-0730	Screen – Deck, Center	1
4	77-0750	Screen – Deck, R.H.	1

PART NUMBER INDEX

Part No.	Description	Pg. Ref.		Part No.	Description	Pg. Ref.	
		No.	Qty.			No.	Qty.
3-2858	Disc - Friction	14	2	39-7650	Plate - Cover	79	59
3-3251	Spring - Compression	4	45	40-0330	Cushion - Rubber	76	4
3-3710	Tie Rod Assembly	68	39	40-0330	Cushion - Rubber	77	13
3-6498	Washer	77	34	40-3890	Trim	2	14
3-6498	Washer - Flat	75	58	40-4010	Roller	3	1
3-8514	Washer	86	3	40-4060	Washer - Rubber	3	26
3-8596	Spring - Compression	14	12	40-4070	Washer	3	24
5-0838	Washer - Flat	73	18	40-4080	Track - U	3	6
5-0838	Washer - Flat	83	24	40-4090	Rivet - Pop	3	5
5-3177	Washer - Flat	18	7	40-4120	Plate - Rubber	3	7
5-3177	Washer - Flat	19	7	40-4150	Roller	3	11
5-3637	Spacer - Terminal	18	4	40-4160	Guide - Sleeve	3	12
5-3637	Washer - Flat	41	13	40-4230	Plug	3	17
	Piston - Assembly	34	23	40-4310	Bearing - Thrust Needle	3	25
12-8900	Bolt - Shoulder	30	32	40-4340	Spring - Extension	3	28
13-4239	Shroud - Fan	38	9	40-4350	Spring - Extension	3	29
13-4969	Deck - Center	74	41	40-4360	Plate	3	30
13-4979	Deck - Right Wing	77	18	40-4370	Bolt	3	31
13-4989	Deck - Left Wing	76	12	40-4380	Bracket - Release	3	32
13-4999	Deck - Wing R.H.	83	*	40-9520	Spacer - Split	77	12
13-5009	Deck - Wing L.H.	83	20	40-9520	Spacer - Split	76	3
13-5059	Arm - Outside Castor	83	19	41-8760	Gasket - Pump	31	49
13-5069	Arm - Castor L.H.	73	30	42-1720	Field Core Coil Assembly	9	5
14-0639	Hood Assembly	37	4	42-6200	Shim - Cushion	76	* A/R
17-7190	Spacer	39	23	42-6200	Shim - Cushion	77	* A/R
18-2770	Strap - Ground	65	23	43-4000	Breaker - Circuit 40A	11	10
18-2820	Bracket - Horn	88	34	43-5920	Washer - Lock	41	14
18-2830	Switch - Horn	88	3	43-5970	Nut - Hex.	41	15
19-1470	Bolt - Shoulder	74	13	43-6110	Plate - Clutch	9	9
19-6050	Horn	88	33	43-6200	Spring - Compression	9	27
20-4360	Tube - Spacer	71	16	43-6280	Button	12	10
20-4840	Clamp - Exhaust	39	12	43-6280	Button - Switch	13	12
20-4840	Clamp - Tube	21	15	43-6320	Collar - Locking	9	10
20-9500	Spacer	4	14	43-6420	Bezel	12	11
21-0140	Joint - Ball	9	20	43-6420	Bezel - Switch	13	13
21-0160	Joint - Ball	81	19	43-8480	Decal - Danger	74	40
21-0160	Joint - Ball	71	37	43-8480	Decal - Danger	76	24
21-0161	Joint - Ball	81	22	43-8480	Decal - Danger	77	32
21-1830	Spring - Extension	7	23	43-8480	Decal - Danger	83	27
21-2070	Yoke - End	30	8	43-8510	Breather	38	50
21-3000	Nut - Jam	71	38	44-2210	Body - Indicator Light	4	5
21-3000	Nut - Jam	81	20	44-2212	Body - Indicator Light	4	12
21-3001	Nut - Jam L.H. Thread	81	3	46-1600	Spacer	4	26
23-1640	Bushing - Taper Lock	74	50	46-3380	Bolt - Shoulder	38	23
23-1640	Bushing - Taper Lock	84	15	47-6990	Nut - Hex.	4	9
23-2140	Hose - Radiator Vent	38	7	48-6260	Coupling - Spring Centering	39	26
23-2270	Bushing - Rubber	9	15	48-7630	Screw	40	72
23-7250	Spacer	65	35	48-7710	Screw - Cap Hex. Hd.	31	10
23-7270	Nut - Lug	68	24	48-7780	Screw - Cap Hex. Hd.	2	15
25-2630	Ring - Back Up	35	63	48-7780	Screw - Cap Hex. Hd.	39	32
25-2630	Ring Back Up	34	47	48-7890	Nut - Hex.	40	73
27-2360	Switch - Ignition	13	16	48-7930	Nut - Lock	39	6
27-4720	Pin - Pivot, Seat	1	14	48-8070	Washer - Lock	39	2
27-4720	Pin - Pivot, Seat	2	19	48-8070	Washer - Lock	65	29
27-7120	Nut	62	3	48-9470	Screw - Cap Hex. Hd.	39	25
27-7220	Detergent - Element	62	*	48-9480	Screw - Cap Hex. Hd.	39	21
28-0380	Spacer	4	35	48-9570	Washer - Lock	31	9
28-3580	Ring - Back Up	34	44	48-9570	Washer - Lock	39	7
28-3590	Seal O-Ring	34	43	48-9590	Washer - Lock	39	22
29-6150	Spring - Leaf	31	43	49-0010	Washer	68	25
29-6163	Switch - Micro	6	13	49-0170	Seal Kit	5	*
29-6163	Switch - Neutral	31	35	49-2500	Element Assembly	50	21
29-6170	Leaf Spring Assembly	31	38	49-6170	Pad - Brake	7	4
30-8770	Washer - Flat	73	32	49-6171	Pad - Brake Pedal L.H.	6	19
30-8770	Washer - Flat	83	9	49-6172	Pad - Brake Pedal R.H.	6	*
31-0390	Washer - Friction	4	15	51-3150	Shim - Spring	32	60
32-0140	Pin - Lynch	23	2	51-4060	Bolt - Blade	86	15
37-9560	Hose - Fuel	63	1	51-4910	Bolt	44	24
38-6190	Flashing Lamp Assembly	88	10	51-4910	Bolt	55	28
38-6200	Socket - S.M.V.	88	11	51-4920	Bolt	45	1
39-5710	Plug	2	13	51-4950	Guide	46	18
39-7591	Thermo Switch Assembly	40	66	51-5090	Plug	47	9
39-7592	Switch - Temperature	39	5	51-5260	Ring - Retaining	47	30
39-7592	Temperature Sending Unit	20	15	51-5280	Cap	47	12

*Not Illustrated

PART NUMBER INDEX (Continued)

Part No.	Description	Pg. Ref.		Part No.	Description	Pg. Ref.	
		No.	Qty.			No.	Qty.
51-5290	Cotter	47	13 16	51-7640	Lever Assembly	42	7 1
51-5300	Retainer	47	14 8	51-7650	Spring Assembly	42	8 1
51-5310	Seal	47	15 8	51-7660	Bracket Assembly Center	42	9 1
51-5350	Cap	46	21 1	51-7670	Solenoid	42	10 1
51-5460	Key	47	26 1	51-7690	Bearing	42	11 1
51-5460	Key	49	16 1	51-7720	Clutch Assy.	42	* 1
51-5470	Plate	47	25 1	51-7730	Gear Pinion Assembly	42	2 1
51-5500	Bushing - No. 1	48	5 1	51-7740	Retaining Ring Assembly	42	1 1
51-5510	Bushing - No. 2	48	26 1	51-7750	Gear Assembly	42	* 1
51-5520	Bushing - No. 3	48	27 1	51-7760	Shaft Assembly	42	23 1
51-5580	Hanger	48	2 1	51-7770	Gear - Pinion	42	22 1
51-5600	Cap	48	3 11	51-7780	Cover Assembly	42	21 1
51-5640	Idler Shaft Assembly	48	36 1	51-7790	Packing	42	20 2
51-5650	Pin	48	21 6	51-7830	Cover - Rear	42	16 1
51-5650	Pin	48	35 1	51-7840	Ring - Rubber	42	15 2
51-5650	Pin	49	15 1	51-7850	Nut Assembly	43	1 1
51-5840	Washer	46	12 1	51-7870	Screw Set	43	4 1
51-5850	Cover	45	15 1	51-7890	Screw Set	43	5 1
51-5860	Gasket	45	14 1	51-7910	Rotor Assembly	43	10 1
51-5890	Oil Seal Assembly	51	17 1	51-7930	Stator	43	18 1
51-5950	Stud	51	2 2	51-7950	Terminal Assembly	43	17 1
51-5970	Nut	51	4 2	51-7960	Regulator Assembly	43	16 1
51-6350	Gear	49	3 1	51-7970	Brush	43	15 2
51-6390	Washer	48	33 1	51-8270	Washer	48	29 1
51-6390	Washer	55	29 4	51-8280	Bolt	48	28 1
51-6390	Washer - Lock	41	9 2	51-8590	Washer	41	3 1
51-6390	Washer - Lock	44	14 2	51-8610	Washer - Lock	41	11 2
51-6390	Washer - Lock	44	18 4	51-8610	Washer - Lock	49	5 4
51-6390	Washer - Lock	44	23 4	51-8640	Bolt	41	8 2
51-6390	Washer - Lock	45	2 11	52-9230	Ring - Retaining	5	3 1
51-6390	Washer - Lock	50	27 4	52-9240	Bushing - Gland Seal	5	4 1
51-6390	Washer - Lock	51	3 13	52-9250	Needle Bearing Kit	5	* 1
51-6390	Washer - Lock	55	9 2	52-9260	Screw - Set	5	1 1
51-6400	Plate	45	7 1	52-9270	Seat - Check Ball	5	24 1
51-6430	Bushing	45	10 1	52-9280	Ball - Check	5	22 1
51-6480	Cover	48	9 1	52-9290	Retainer - Check Ball	5	21 1
51-6490	Gasket	48	10 1	56-7971	Clamp Half - Hydraulic Line	26	26 2
51-6820	Washer	50	24 1	56-7972	Clamp Half - Hydraulic Line	26	20 4
51-6830	Relief Valve Assembly	50	25 1	56-7973	Clamp Half - Hydraulic Line	24	44 4
51-6890	Gasket	46	14 1	56-7973	Clamp Half - Hydraulic Line	26	19 20
51-6890	Gasket - Plug	51	15 1	56-7973	Clamp Half - Hydraulic Line	79	57 6
51-6910	Nut	44	32 1	56-7974	Clamp - Hydraulic Lines	65	31 2
51-6920	Washer - Lock	44	21 2	56-7974	Clamp Half - Hydraulic Line	26	17 2
51-6920	Washer - Lock	44	31 1	56-7974	Clamp Half - Hydraulic Line	40	77 2
51-6940	Ring	44	28 1	56-7974	Clamp Half - Hydraulic Line	78	2 2
51-6950	Bearing	44	27 1	56-7975	Clamp Half - Hydraulic Line	26	25 14
51-6960	Key	44	3 1	58-3590	Pin - Flywheel	39	24 2
51-6980	Bearing	44	25 1	58-4250	Magnet	36	1 6
51-7020	Nipple	44	6 1	58-5620	Tube - Inner	27	* 1
51-7030	Seal	44	10 1	58-6290	Poppet Assembly	16	34 3
51-7170	Pipe	44	8 1	58-6310	Spacer	16	28 3
51-7200	Clamp	44	42 2	58-6320	Wiper - Seal	16	24 3
51-7210	Gasket	44	2 2	58-6330	Seat Assy.	16	35 3
51-7220	Gasket	44	38 1	58-6340	Seal - O-Ring	16	36 3
51-7230	Thermostat	44	37 1	58-6350	Plug Assembly	16	11 3
51-7250	Washer	48	8 2	58-6370	Washer - Back-Up	16	10 6
51-7250	Washer	48	38 1	58-6400	Bushing	16	25 3
51-7250	Washer	50	9 3	58-6420	Cap Assembly	16	30 3
51-7250	Washer	52	1 4	58-6440	Poppet	16	22 1
51-7250	Washer	52	6 16	58-6450	Seal - O-Ring	16	12 6
51-7250	Washer - Lock	41	4 1	58-6460	Ring - Retaining	16	29 3
51-7250	Washer - Lock	44	34 4	58-6470	Washer	16	18 A/R
51-7250	Washer - Lock	45	16 5	58-6480	Washer	16	19 A/R
51-7250	Washer - Lock	46	4 2	58-6490	Washer	16	20 A/R
51-7250	Washer - Lock	47	3 8	58-6700	Washer	16	26 3
51-7250	Washer - Lock	47	24 2	58-6710	Plug Assy.	16	6 1
51-7250	Washer - Lock	51	8 28	58-6720	Seal - O-Ring	16	7 1
51-7250	Washer - Lock	55	32 2	58-6730	Spring	16	27 3
51-7400	Washer - Lock	50	30 4	58-6750	Seal - O-Ring	16	17 1
51-7400	Washer - Lock	54	18 2	58-6760	Spring	16	3 3
51-7400	Washer - Lock	55	16 6	58-6770	Plunger - Detent	16	4 3
51-7600	Screw Set	42	4 1	58-6780	Plug Assy.	16	1 3
51-7610	Packing	42	5 2	58-6790	Seal - O-Ring	16	5 3
51-7630	Seal - Oil	42	24 1	58-9160	Plug - Drain	19	18 1

* Not Illustrated

PART NUMBER INDEX (Continued)

Part No.	Description	Pg. No.	Ref. No.	Qty.	Part No.	Description	Pg. No.	Ref. No.	Qty.
59-6730	Race - Bearing	5	7	2	60-9760	Nut - Lock	72	11	1
59-6740	Bearing - Needle Thrust	5	8	1	60-9760	Nut - Lock	80	13	1
59-6810	Control Parts Assembly	5	*	1	60-9770	Piston	72	10	1
59-6820	Centering Spring Kit	5	11	1	61-2790	Filler - Screen	19	34	1
59-6830	Kit - Centering Pin	5	20	1	61-4990	Ring - Retaining	72	3	1
59-6850	Plate - Spacer	5	14	1	62-5550	Decal	4	47	1
59-6860	Drive	5	15	1	62-6450	Kit - Retaining Ring	29	28	1
59-6890	Cap - End	5	18	1	62-6460	Sealant - RTV (Tube)	29	*	1
59-6910	Connector	41	6	1	62-7650	Gasket - Level Sensing Unit	18	1	1
59-7580	Nut - Hex.	22	24	8	63-0660	Pulley - Drive	74	51	1
59-7590	Washer - Lock	22	12	16	63-0660	Pulley - Wing Deck Drive	84	14	2
59-7970	Stud - Threaded	22	23	8	63-1540	Pulley - Idler	74	15	3
59-7990	Seal - Gland	22	3	4	63-1540	Pulley - Idler	84	24	6
59-8470	Retainer - Seal	22	4	4	63-4460	Signal Controller Assembly	88	9	1
59-8500	Gear/Shaft - Front Drive	22	17	1	63-4740	Bolt	46	7	17
59-8570	Seal - Shaft	22	22	1	63-7430	Gauge - Temperature	12	8	1
59-8580	Ring - Retaining	22	21	1	63-7590	Relay	65	19	1
59-8590	Seal - Shaft	22	20	1	63-7590	Relay	89	48	1
59-8600	Gear - Driven	22	9	2	63-7590	Relay	90	16	2
59-8610	Repair Kit	22	*	1	63-8280	Head - Fuel Filter	63	4	1
60-3780	Seal Kit	16	*		63-8290	Vent - Air	63	5	1
60-3810	Shaft - Input	29	2	1	63-8310	Valve - Drain	63	8	1
60-3830	Seal - Oil	29	4	1	63-8360	Key - Ignition	13	11	1
60-3840	Cone - Bearing	29	5	1	66-1340	Decal - Danger	76	23	1
60-3850	Cup - Bearing	29	6	2	66-1340	Decal - Danger	77	33	1
60-3860	Bolt - Wheel	29	7	9	66-1340	Decal - Danger	83	37	2
60-3870	Hub	29	8	1	66-2490	Hold-Down - Battery	65	16	2
60-3880	Cone - Bearing	29	9	1	66-2940	Gauge - Fuel	12	25	1
60-3890	Bolt - Hex. Hd.	29	10	6	66-2950	Hourmeter	12	26	1
60-3900	Gear - Ring	29	24	1	66-3241	Cap - Radiator	38	5	1
60-3910	Washer - Flat	29	11	6	66-5400	Assembly - Seat	1	1	1
60-3930	Ring - Retaining	29	25	2	66-6140	Decal - TORO	37	27	1
60-3940	Washer	29	26	2	66-8110	Trim - Shroud	88	6	1
60-3950	Spring - Disengage	29	27	1	66-8530	Track - Adjustment	2	3	1
60-3960	Primary Carrier Assembly	29	15	1	67-4510	Sending Unit - Temperature	39	4	1
60-3970	Gear - Primary Sun	29	13	1	67-5360	Decal - Danger	76	25	1
60-3980	Washer - Thrust	29	12	1	67-5360	Decal - Danger	83	39	4
60-3990	Washer - Thrust	29	23	1	67-5360	Decal - anger	77	31	1
60-4000	Secondary Carrier Assy.	29	20	1	67-7160	Block - Fuse	11	24	4
60-4010	Plunger - Disengage	29	22	1	67-7310	Decal - TORO	88	38	1
60-4020	Seal - O-Ring	29	21	1	67-7561	Cup - Anti Scalp	86	13	1
60-4030	Bolt - Hex. Hd.	29	17	8	67-9550	Cushion - Seat	1	17	1
60-4040	Plug - Pipe	29	16	1	67-9560	Shell - Seat	1	2	1
60-4050	Cover - Large	29	19	1	68-7571	Strip - Sealing	19	24	1
60-4060	Cover - Disengage	29	18	1	68-7572	Strip - Sealing	18	18	1
60-4070	Bolt - Hex. Hd.	29	14	2	68-8080	Wheel - Steering	4	10	1
60-5210	Clamp	55	15	2	69-0030	Spring - Compression	30	30	2
60-5340	Cover Assembly - Front	43	7	1	69-0040	Foam - Lower Grille	36	20	1
60-5360	Bearing	43	11	1	69-0060	Screw - Cap Hex. Hd.	39	39	16
60-5370	Rectifier Assembly	43	13	1	69-0060	Screw - Cap Hex. Hd.	65	28	1
60-5380	Cover Assembly - Rear	43	12	1	69-0090	Pin - Clevis Engine End	14	*	1
60-5720	Seal - O-Ring	16	9	6	69-0100	Frame - Assembly	24	49	1
60-6450	Disc	16	2 A/R		69-0740	Spring - Gas	37	19	2
60-7040	Bolt	44	40	2	69-0750	Switch - Brake	7	22	1
60-7110	Bolt	45	18	1	69-0760	Bracket - Rest, Arm L.H.	1	*	1
60-7110	Bolt	47	23	2	69-0770	Bracket - Rest, Arm R.H.	1	18	1
60-7110	Bolt	48	37	1	69-0820	Decal - H.O.C.	75	57	1
60-7110	Bolt	50	10	3	69-0880	Decal - Torque	73	31	1
60-7120	Nut - Hex.	54	3	12	69-0880	Decal - Torque	83	38	2
60-7160	Rivet	53	1	2	69-0890	Decal - Belt Routing L.H.	83	36	1
60-7210	Bolt	45	6	1	69-0900	Decal - Belt Routing R.H.	83	*	1
60-7280	Bolt	44	35	1	69-0920	Decal - Hydraulic Oil	26	8	1
60-7280	Bolt	46	3	2	69-0930	Decal - Warning	18	12	1
60-7280	Bolt	47	2	4	69-0940	Decal - Caution	26	39	1
60-7280	Bolt	48	7	2	69-0950	Decal - 580D	37	26	2
60-7280	Bolt	51	9	23	69-0960	Panel - Diagnostic	25	4	1
60-7280	Bolt	55	31	2	69-0970	Panel - Control	4	46	1
60-7290	Bolt	50	29	4	69-0980	Panel - Lever	13	1	1
60-7370	Bolt	41	5	1	69-0990	Panel - Control	13	6	1
60-7370	Bolt	51	12	5	69-1130	Louver - Middle	36	8	1
60-7370	Bolt	52	2	4	69-1140	Louver - Lower	36	31	1
60-7370	Bolt	52	7	16	69-1170	Gauge - Sight	19	2	1
60-7480	Bolt	50	26	4	69-1180	Armrest	1	20	2
60-7480	Bolt	55	10	2	69-1260	Spacer	1	19	4

*Not Illustrated

PART NUMBER INDEX (Continued)

Part No.	Description	Pg. Ref.		Part No.	Description	Pg. Ref.	
		No.	No. Qty.			No.	No. Qty.
69-1380	Panel - Side R.H.	37	* 1	69-2270	Seal - Pre-Load	33	18 1
69-1390	Panel - Side L.H.	37	12 1	69-2280	Shaft/Gear - Idler	33	15 1
69-1510	Spacer - Caster	73	2 12	69-2290	Shaft/Gear - Drive	33	28 1
69-1510	Spacer - Castor	83	35 48	69-2300	Ring - Retaining	33	26 1
69-1530	Housing - Spindle	86	8 1	69-2310	Seal - Shaft	33	27 1
69-1540	Pivot - Spring	71	34 1	69-2320	Plate - Wear	33	16 1
69-1560	Lever - Lock	4	1 1	69-2330	Body Assembly	33	21 1
69-1580	Anchor - Latch L.H.	79	55 1	69-2340	Pin - Dowel	33	14 2
69-1600	Anchor - Latch R.H.	79	* 1	69-2350	Ring - Sealing	33	19 1
69-1610	Adapter - Suction Hose	19	8 1	69-2360	Screw	33	23 4
69-1630	Arm - Latch Pivot	81	12 4	69-2370	Washer	33	22 4
69-1640	Radiator	38	12 1	69-2380	Screw	33	24 4
69-1650	Screen - Suction	19	17 1	69-2390	Washer	33	25 4
69-1660	Mount - Engine	39	40 4	69-2400	Seal - O-Ring	33	29 1
69-1670	Cooler - Oil	38	32 1	69-2410	Plug	33	1 2
69-1680	Fan	40	62 1	69-2420	Seal - O-Ring	33	2 2
69-1690	Clutch - Fan	40	64 1	69-2430	Spring - Compression	33	5 1
69-1700	Hydraulic Filter Assembly	20	19 1	69-2440	Orifice	33	4 1
69-1710	Indicator - Filter	20	25 1	69-2450	Piston	33	3 1
69-1720	Element - Filter	20	21	69-2460	Cap	33	6 1
69-1730	Planetary Gear Drive Assy.	27	32 2	69-2470	Gasket - Cap	33	7 1
69-1740	Spindle	29	3 1	69-2480	Screw - Set	33	8 1
69-1750	Fuel Filter Assembly	39	44 1	69-2490	Spring - Compression	33	9 1
69-1750	Fuel Filter Assembly	63	* 1	69-2500	Poppet	33	10 1
69-1760	Sensor - Water	63	9 1	69-2510	Seat	33	11 1
69-1770	Element - Spin-On	63	11 1	69-2520	Plug - Pipe	33	31 1
69-1780	Lift Valve Assembly	15	2 1	69-2530	Seal - O-Ring	33	12 1
69-1790	Plunger	16	37 2	69-2540	Cover Assembly	33	13 1
69-1800	Plug Assembly	16	32 3	69-2550	Repair Kit - Pump	33	* 1
69-1810	Spring	16	33 3	69-2560	Repair Kit - Pump & Divider	33	* 1
69-1820	Spring - Black	16	21 1	69-2570	Head	72	4 1
69-1830	Plug Assembly	16	16 1	69-2580	Shaft w/clevis	72	1 1
69-1840	Plunger	16	31 1	69-2640	Master Cylinder Assembly	7	9 1
69-1850	Valve - Power Steering	4	28 1	69-2650	Boot - Rod	8	1 1
69-1860	Gerotor	5	16 1	69-2660	Ring - Retaining	8	2 1
69-1870	Screw - Cap	5	19 7	69-2730	Piston Assembly	8	* 1
69-1880	Spacer	5	17 1	69-2740	Bail - Cover	8	12 1
69-1890	Air Cleaner Assembly	39	15 1	69-2750	Cover - Reservoir	8	9 1
69-1900	Element Assembly	62	5 1	69-2760	Gasket - Diaphragm	8	10 1
69-1910	Clamp Assembly	62	4 1	69-2770	Seat - Tube	8	11 1
69-1920	Baffle	62	2 1	69-2780	Motor - Hydraulic	74	11 1
69-1930	Cup Assembly	62	1 1	69-2780	Motor - Hydraulic	84	13 2
69-1940	Indicator - Electrical	40	71 1	69-2790	Body Assembly	85	10 1
69-1950	Band - Air Cleaner	39	28 2	69-2800	Cover Assembly	85	3 1
69-1960	Cylinder - Steering	68	42 2	69-2810	Plate - Gear	85	9 1
69-1960	Steering Cylinder (Complete)	70	* 2	69-2820	Shaft/Gear - Idler	85	16 1
69-1970	Joint - Ball	70	17 1	69-2830	Shaft/Gear - Drive	85	8 1
69-1980	Nut - Jam	70	16 1	69-2840	Plate - Wear	85	7 2
69-1990	Nut - Lock	70	14 1	69-2850	Seal - Load	85	6 2
69-2000	Piston	70	11 1	69-2860	Seal - Oil	85	13 1
69-2020	Rod - Piston	70	4 1	69-2870	Pin - Dowel	85	15 4
69-2030	Ring - Head	70	7 1	69-2880	Key - Square	85	11 1
69-2040	Repair Kit	70	* 1	69-2890	Screw - Hex. Socket Hd.	85	1 4
69-2050	Hydraulic Pump Assembly	21	8 1	69-2900	Plug - Pipe	85	14 2
69-2060	Shaft End Cover Assembly	22	18 1	69-2910	Washer	85	2 4
69-2070	Plate - Flex	22	5 4	69-2920	Seal - Square	85	5 2
69-2080	Center Section Assembly	22	7 2	69-2930	Ring - Retaining	85	12 1
69-2090	Gear/Shaft - Rear Drive	22	8 1	69-2940	Repair Kit	85	* 1
69-2100	Rear Cover Assembly	22	11 1	69-2960	Hub - Rear Wheel	68	19 2
69-2110	Coupling	22	1 1	69-2970	Cap - Hub	68	27 2
69-2120	Seal - O-Ring	22	10 2	69-2980	Seal - Inner	68	32 2
69-2130	Plug	22	19 1	69-2990	Screw - Drive	68	18 10
69-2140	Screw - Cap Hex. Hd.	22	14 4	69-3010	Strap - Hold Down	37	6 4
69-2150	Screw - Cap Hex. Hd.	22	13 4	69-3020	Handle - Latch	36	16 2
69-2160	Port Section Assembly	22	16 1	69-3020	Latch	38	20 8
69-2170	Adapter Section Assembly	22	2 1	69-3030	Strike - Latch	36	13 8
69-2180	Cylinder - Hydraulic	71	7 2	69-3040	Variable Displacement Pump	31	1 1
69-2200	Seal - O-Ring	22	6 2	69-3050	Motor - Hydraulic Wheel	27	44 2
69-2210	Seal - O-Ring	22	15 1	69-3070	Washer - Lock	35	62 10
69-2220	Pump/Valve	31	52 1	69-3070	Washer - Plain	28	2 10
69-2230	Flow Divider Assembly	33	30 1	69-3080	Plug	35	60 6
69-2240	Screw	33	32 4	69-3090	Adapter - Suction	35	79 1
69-2250	Bearing - Sleeve	33	20 4	69-3100	Screw	35	82 1
69-2260	Seal - Load	33	17 1	69-3110	Screw	35	73 2

*Not Illustrated

PART NUMBER INDEX (Continued)

Part No.	Description	Pg. No.	Ref. No.	Qty.	Part No.	Description	Pg. No.	Ref. No.	Qty.
69-3120	Plug	35	95	1	69-3830	Spool - Rotary Valve	34	46	1
69-3130	Plug	24	9	1	69-3840	Seal - O-Ring	34	52	1
69-3130	Plug - Hole	28	33	1	69-3860	Screw - Flange Hd.	34	49	1
69-3140	Bracket - Lifting	35	58	1	69-3870	Handle - Control Valve	34	50	1
69-3150	Screw - Hex. Hd.	35	61	10	69-3880	Spring - Neutral Return	34	45	1
69-3150	Screw Hex. Hd.	28	1	10	69-3890	Bracket - Neutral Return	34	48	1
69-3160	Seal -O-Ring	35	74	3	69-3900	Washer	34	51	1
69-3170	Ring - Retaining	28	19	2	69-3910	Cylinder Block Assembly	34	39	1
69-3170	Ring - Retaining	34	31	2	69-3910	Cylinder Block Kit	28	27	1
69-3180	Shaft Pump	34	37	1	69-3920	Piston Ring & O-Ring Kit	28	*	1
69-3190	Seal - Lip	28	18	1	69-3940	Plug	28	29	1
69-3190	Seal - Lip	34	30	1	69-3950	Shaft - Motor	28	25	1
69-3200	Ring - Retaining	28	17	2	69-3960	Screw	28	21	1
69-3200	Ring - Retaining	34	29	2	69-3970	Bearing - Journal	28	22	2
69-3210	Bearing - Ball	28	20	1	69-3980	Swashplate - Variable	28	24	1
69-3210	Bearing - Ball	34	32	1	69-3990	Plate - Motor Valve	28	28	1
69-3220	Screw	34	28	1	69-4020	Piston - Servo	28	37	1
69-3230	Pin - Spring	28	32	1	69-4030	Spring - Servo	28	40	1
69-3230	Pin - Spring	34	12	1	69-4040	Stop - Servo Piston	28	42	1
69-3240	Bearing - Journal	34	25	2	69-4060	Counterbalance Manifold	15	26	1
69-3250	Swashplate - Variable	34	24	1	69-4060	Counterbalance Manifold	17	*	1
69-3360	Plate - Valve L.H.	34	40	1	69-4070	Manifold - Counter Balance	17	14	1
69-3370	Bearing - Needle	28	31	1	69-4080	Valve - Hydraulic Cartridge	17	1	1
69-3370	Bearing - Needle	34	13	1	69-4090	Valve - Hydraulic Cartridge	17	36	1
69-3390	Gerotor Assembly	35	89	1	69-4100	Valve - Hydraulic Cartridge	17	15	1
69-3400	Screw Hex. Hd.	35	83	3	69-4110	Valve - Hydraulic Cartridge	17	30	2
69-3410	Adapter - A Flange	35	85	1	69-4120	Valve - Hydraulic Cartridge	17	10	1
69-3420	Ring - Temper Load	35	86	1	69-4130	Plug - Orifice	91	13	2
69-3430	Key - Woodruff	35	84	1	69-4130	Plug - Orifice .047	17	39	2
69-3440	Seal - O-Ring	35	87	1	69-4140	Plug - Orifice .120	17	38	1
69-3450	Pin	28	30	1	69-4150	PTO Manifold Assembly	65	1	1
69-3450	Pin	34	41	1	69-4150	PTO Manifold Assembly	67	*	1
69-3460	Plug Expansion	35	80	1	69-4160	Manifold - PTO	66	29	1
69-3470	Pin	34	36	1	69-4170	Valve - Cartridge (600 lbs)	66	5	3
69-3500	Bearing - Sleeve	28	13	1	69-4180	Valve - Cartridge (3000 lbs)	66	8	3
69-3500	Sleeve - Bearing	34	34	1	69-4190	Cartridge - Logic, N.C.	91	10	1
69-3510	Pin	28	14	1	69-4190	Valve - Cartridge (20 lbs)	66	40	3
69-3510	Pin	34	35	1	69-4200	Valve - Cartridge (75 lbs)	66	38	3
69-3520	Pin	34	26	2	69-4210	Solenoid Valve Assembly	66	23	3
69-3520	Pin - Spring	28	23	2	69-4220	Plug - Orifice	67	47	1
69-3530	Plug - Orifice	35	75	1	69-4230	Cartridge Valve Seal Kit	67	*	6
69-3540	Cover - Gerotor	35	88	1	69-4230	Kit - Seal	17	2	2
69-3550	Pin	35	81	1	69-4240	Kit - Seal	17	11	1
69-3560	Seal - O-Ring	28	38	2	69-4250	Kit - Seal	17	29	3
69-3560	Seal - O-Ring	35	55	2	69-4260	Solenoid Valve Seal Kit	67	*	3
69-3570	Ring - Piston	28	39	2	69-4270	Cartridge Valve Seal Kit	67	*	6
69-3570	Ring - Piston	35	56	2	69-4270	Seal Kit	91	9	1
69-3580	Guide - Spring	34	8	1	69-4280	Tube - Hydraulic Vent	19	33	1
69-3590	Ring - Retaining	34	7	1	69-4290	Coil - Solenoid Valve	66	22	3
69-3600	Nut - Hex.	34	6	1	69-4300	Nut - Jam	66	24	3
69-3610	Nut - Jam	34	5	1	69-4320	Fitting - Hydraulic 90_Elbow	74	8	1
69-3620	Cover - Servo Adjustment	34	1	1	69-4330	Solenoid Valve Assembly	64	*	1
69-3630	Nut Special	34	2	1	69-4340	Spring - Return	64	6	1
69-3640	Cover -Servo	34	3	1	69-4350	Ring - Retaining	64	4	1
69-3650	Piston - Servo	34	53	1	69-4360	Boot - Rubber	64	3	1
69-3660	Screw - Special	35	91	1	69-4370	Stud - Threaded	64	2	1
69-3670	Spring - Compression Servo	35	93	1	69-4400	Carrier -Wing Deck	79	54	1
69-3680	Stop - Servo	35	92	1	69-4780	Clamp - Gauge	12	23	2
69-3690	Bearing	35	54	2	69-5350	Hose - Air Cleaner Inlet	39	13	1
69-3700	Guide - Spring	35	90	1	69-5360	Hose - Air Cleaner	39	17	1
69-3710	Gasket - Servo	34	4	2	69-5370	Hose - Auxiliary Suction	19	14	1
69-3710	Gasket - Servo Cover	28	41	2	69-5380	Hose - Upper Radiator	38	4	1
69-3720	Cover - Servo	28	43	2	69-5390	Hose - Lower Radiator	38	10	1
69-3720	Cover Servo	35	57	1	69-5410	Manifold - Return	20	10	1
69-3730	Valve - Relief	35	78	2	69-5430	Pulley - Idler	77	7	1
69-3740	Spring - Compression	35	72	2	69-5430	Pulley-Idler	74	25	1
69-3750	Seal -O-Ring	35	77	2	69-5440	Hose - Hydraulic	20	30	1
69-3760	Plug Special	35	71	2	69-5440	Hose - Hydraulic	32	58	1
69-3770	Shim	35	69	1	69-5440	Hose - Hydraulic	71	12	3
69-3780	Plug	35	67	1	69-5450	Hose - Hydraulic	32	56	1
69-3790	Spring Compression	35	70	1	69-5460	Hose - Hydraulic	31	18	1
69-3800	Valve	35	65	1	69-5460	Hose - Hydraulic	20	14	1
69-3810	Valve - By Pass	35	66	1	69-5470	Hose - Hydraulic	23	16	1
69-3820	Sleeve - Control Valve	34	42	1	69-5470	Hose - Hydraulic	32	57	1

* Not Illustrated

PART NUMBER INDEX (Continued)

Part No.	Description	Pg. Ref.		Part No.	Description	Pg. Ref.	
		No.	No. Qty.			No.	No. Qty.
69-5480	Hose - Hydraulic	23	17 1	69-6060	Tube - Hydraulic	23	38 1
69-5480	Hose - Hydraulic	32	59 1	69-6060	Tube - Hydraulic	79	47 1
69-5490	Hose - Cylinder	78	39 4	69-6070	Tube - Hydraulic	26	36 1
69-5500	Hose - Hydraulic	4	33 4	69-6070	Tube - Hydraulic	79	48 1
69-5510	Hose - Hydraulic	68	1 4	69-6080	Tube - Hydraulic	26	35 1
69-5590	Hose - Hydraulic	66	1 2	69-6080	Tube - Hydraulic	79	52 1
69-5590	Hose Assembly (Existing)	91	31 1	69-6090	Tube - Hydraulic	26	27 1
69-5590	Hydraulic Hose Assembly	21	1 2	69-6100	Tube - Hydraulic Pressure	24	50 1
69-5600	Hose - Hydraulic	66	9 1	69-6110	Hydraulic Tube Assembly	21	13 1
69-5610	Hose - Hydraulic	66	17 1	69-6120	Tube - Hydraulic	26	16 1
69-5620	Hose - Hydraulic	38	29 1	69-6130	Tube - Hydraulic	26	15 1
69-5640	Hose - Hydraulic	21	12 1	69-6140	Tube - Hydraulic	66	45 1
69-5640	Hose - Suction	19	12 1	69-6140	Tube - Hydraulic R.H.	78	* 1
69-5650	Hose - Hydraulic	20	18 1	69-6150	Tube - Hydraulic	66	46 1
69-5650	Hose - Hydraulic	31	22 1	69-6150	Tube - Hydraulic R.H.	78	* 1
69-5660	Hose - Hydraulic	23	11 2	69-6160	Tube - Hydraulic	66	11 1
69-5660	Hose - Hydraulic Diagnostic	17	25 1	69-6170	Tube - Hydraulic	66	21 1
69-5660	Hose - Hydraulic Diagnostic	25	5 1	69-6170	Tube - Hydraulic L.H.	78	6 1
69-5661	Hose - Hydraulic Diagnostic	25	11 1	69-6180	Tube - Hydraulic	66	20 1
69-5662	Hose - Diagnostic	66	44 2	69-6180	Tube - Hydraulic L.H.	78	22 1
69-5662	Hose - Hydraulic Diagnostic	25	9 2	69-6190	Tube - Hydraulic	23	23 1
69-5663	Hose - Diagnostic	24	69 1	69-6200	Tube - Hydraulic	23	22 1
69-5663	Hose - Hydraulic	31	50 1	69-6220	Hex.-Belt - Deck Drive	75	* 1
69-5664	Hose - Diagnostic	24	70 1	69-6240	Fitting - Hydraulic 90_	21	3 2
69-5664	Hose - Hydraulic Diagnostic	25	7 1	69-6250	Engine - Assembly	39	9 1
69-5665	Hose - Hydraulic Diagnostic	25	10 1	69-6260	Magnet	11	6 1
69-5670	Cable - Brake	6	22 2	69-6260	Magnet - Cover	74	32 4
69-5680	Tube - Hydraulic	15	20 1	69-6260	Magnet - Cover	76	15 2
69-5680	Tube - Hydraulic	17	9 1	69-6260	Magnet - Cover	77	15 2
69-5690	Tube - Hydraulic	23	7 1	69-6260	Magnet - Cover	84	20 8
69-5700	Tube - Hydraulic	15	18 1	69-6340	Plate - Motor Mounting R.H.	84	* 1
69-5710	Tube - Hydraulic	17	20 1	69-6360	Plate - Motor Mounting L.H.	84	3 1
69-5720	Tube - Hydraulic	15	17 1	69-6390	Plate - Gearbox	74	52 1
69-5730	Tube - Hydraulic	17	33 1	69-6420	Bar - Lift L.H.	83	18 1
69-5740	Tube - Hydraulic	15	19 1	69-6470	Bushing - Flange	68	6 6
69-5760	Hose - Hydraulic L.H.	27	8 2	69-6470	Bushing - Flange	71	29 4
69-5770	Hose - Hydraulic R.H.	27	* 2	69-6470	Bushing - Flange	73	26 4
69-5790	Tube - Hydraulic	23	37 1	69-6470	Bushing - Flange	78	30 4
69-5800	Tube - Hydraulic	19	20 1	69-6470	Bushing - Flange	82	5 8
69-5800	Tube - Hydraulic	26	28 1	69-6470	Bushing - Flange	83	16 20
69-5810	Tube - Hydraulic Return	24	* 1	69-6480	Bar - Lift R.H.	83	* 1
69-5820	Tube - Hydraulic	17	31 1	69-6490	Plate - Tension	74	43 1
69-5830	Tube - Hydraulic	17	32 1	69-6550	Arm - Tension	74	38 1
69-5850	Tube - Hydraulic	17	18 1	69-6610	Arm - Idler	74	23 1
69-5860	Tube - Hydraulic	15	16 1	69-6610	Arm - Idler	77	27 1
69-5860	Tube - Hydraulic	17	34 1	69-6640	Hinge - Left Front	76	13 1
69-5870	Tube - Hydraulic	15	22 1	69-6670	Hinge - Left Rear	76	17 1
69-5870	Tube - Hydraulic	17	28 1	69-6690	Hinge - Right Front	77	28 1
69-5880	Tube - Hydraulic	23	39 1	69-6710	Hinge - Right Rear	77	23 1
69-5890	Tube - Hydraulic	15	21 1	69-6730	Skid	76	7 1
69-5890	Tube - Hydraulic	17	5 1	69-6730	Skid	77	29 1
69-5900	Tube - Hydraulic	38	31 1	69-6730	Skid	83	21 4
69-5910	Tube - Hydraulic	17	19 1	69-6760	Shaft - Spindle	86	10 1
69-5910	Tube - Hydraulic Diagnostic	25	6 1	69-6780	Cover - Center Left	74	30 1
69-5920	Tube - Diagnostic	25	8 1	69-6790	Cover - Center Right	75	54 1
69-5920	Tube - Hydraulic	17	37 1	69-6800	Cover - Inner L.H.	84	1 1
69-5930	Tube - Hydraulic R.H.	27	* 1	69-6810	Cover - Outer L.H.	84	16 1
69-5940	Tube - Hydraulic L.H.	27	2 1	69-6820	Cover - Inner R.H.	84	* 1
69-5950	Tube - Hydraulic	20	32 1	69-6830	Cover - Outer R.H.	84	* 1
69-5950	Tube - Hydraulic	24	57 1	69-6840	Cover - Right Wing	77	2 1
69-5970	Tube - Hydraulic R.H.	78	* 1	69-6850	Cover - Left Wing	76	22 1
69-5980	Tube - Hydraulic L.H.	78	21 1	69-6860	Washer - Castor	73	25 8
69-5990	Tube - Hydraulic	20	12 1	69-6860	Washer - Thrust	83	33 28
69-5990	Tube - Hydraulic	79	53 1	69-6870	Plate - Magnet	74	31 4
69-6000	Tube - Hydraulic	20	11 1	69-6870	Plate - Magnet	76	21 2
69-6000	Tube - Hydraulic	79	49 1	69-6870	Plate - Magnet	77	3 2
69-6010	Tube - Hydraulic	69	50 1	69-6870	Plate - Magnet	84	18 8
69-6020	Tube - Hydraulic	69	51 1	69-6890	Spacer - Spring	74	47 1
69-6030	Tube - Hydraulic	23	35 1	69-6900	Shaft - Hinge	76	14 1
69-6030	Tube - Hydraulic	79	46 1	69-6900	Shaft - Hinge	77	20 1
69-6040	Tube - Hydraulic	23	34 1	69-6910	Bracket - Support	76	19 1
69-6040	Tube - Hydraulic	79	50 1	69-6910	Bracket - Support	77	11 1
69-6050	Tube - Hydraulic	23	33 1	69-6920	Blade - 20"	86	12 1
69-6050	Tube - Hydraulic	79	51 1	69-6930	Castor Wheel Assembly	83	30 8

* Not Illustrated

PART NUMBER INDEX (Continued)

Part No.	Description	Pg. Ref.		Part No.	Description	Pg. Ref.			
		No.	Qty.			No.	Qty.		
69-6950	Spacer - Spindle	86	11	1	69-8940	Washer	23	5	12
69-6960	Spacer - Idler	74	14	4	69-8940	Washer	78	16	20
69-6960	Spacer - Idler	84	23	6	69-8950	Spacer	26	5	2
69-6970	Spacer - Idler	74	26	1	69-8960	Spacer	23	27	2
69-6970	Spacer - Idler	77	17	1	69-8970	Spacer	78	17	10
69-6980	Valve - Check	4	38	1	69-8970	Spacer	23	31	6
69-6990	Lever - Valve Mid.	15	*	1	69-8980	Washer	26	30	8
69-7000	Lever - Valve R.H.	15	*	1	69-8990	Spacer	26	33	4
69-7010	Lever - Valve L.H.	15	5	1	69-9000	Spacer	78	9	4
69-7040	Holder - Cup	11	13	1	69-9010	Washer	78	10	8
69-7100	Support - Radiator Lower	38	24	1	69-9020	Nut - Special	31	26	1
69-7120	Grille - Upper	36	27	1	69-9030	Post - Neutral Device	9	14	1
69-7150	Grille - Lower	36	23	1	69-9040	Cam - Neutral Device	31	31	1
69-7170	Clevis - Deck	83	10	2	69-9050	Bar - Neutral Device	31	45	1
69-7200	Tube - Vent	18	14	1	69-9070	Bracket - Clamp	40	58	1
69-7210	Tube - Latch	81	5	2	69-9080	Pin - Latch	71	30	1
69-7260	Bracket - Hood Cylinder	38	37	2	69-9080	Pin - Latch	81	13	8
69-7290	Mount - Ball Joint	73	5	2	69-9090	Roller - Latch	81	16	4
69-7360	Spindle - Wheel R.H.	68	*	1	69-9100	Washer - Latch	81	7	2
69-7370	Spindle - Wheel L.H.	68	17	1	69-9110	Rod - Engine Run Solenoid	39	49	1
69-7420	Axle - Rear	68	16	1	69-9120	Rod - Hood Prop	65	5	1
69-7570	Bracket - Front Engine	39	*	1	69-9130	Bracket - Throttle	14	11	1
69-7580	Bracket - Front Engine	39	42	1	69-9140	Link - Valve Lever	15	6	3
69-7610	Bracket - Muffler	39	18	1	69-9150	Shaft - Valve Lever	15	9	1
69-7650	Pedal - Traction	9	24	1	69-9160	Bracket - Brake Switch	7	21	1
69-7700	Pedal - Brake	6	20	2	69-9170	Shaft - Cruise Control	9	3	1
69-7700	Pedal - Brake	7	3	1	69-9180	Pin - Cylinder	71	17	2
69-7720	Pawl - Brake	6	7	1	69-9190	Bushing - Cylinder	78	38	2
69-7740	Support - Steering Gear	4	21	1	69-9190	Tube - Cylinder Bushing	71	15	2
69-7760	Link - Steering Gear	4	19	1	69-9200	Pin - Brake Pawl	6	8	1
69-7790	Pin - Brake Arm	6	11	1	69-9210	Lever - Brake Latch	6	4	1
69-7810	Bracket - Valve	15	11	1	69-9220	Support - Tube Clamp	21	17	2
69-7840	Mount - Brake Arm	6	16	1	69-9230	Shaft - Steering Pivot	4	2	1
69-7880	Arm - Brake L.H.	6	23	1	69-9240	Roller - Cam	82	16	2
69-7890	Arm - Brake R.H.	6	2	1	69-9250	Shaft - Roller	82	18	2
69-7920	Support - Lift Arm L.H.	71	27	2	69-9260	Pin - Clevis	73	29	2
69-7940	Support - Lift Arm R.H.	71	4	2	69-9290	Pad - Bumper	74	17	2
69-7960	Support - Axle	68	12	2	69-9300	Cushion - Rubber	23	41	2
69-8040	Arm - Throttle	14	4	1	69-9300	Cushion - Rubber	78	34	2
69-8080	Cover - Tool Box	10	3	1	69-9300	Cushion - Rubber	82	8	2
69-8110	Box - Tool	10	1	1	69-9310	Plate - Lever	13	20	1
69-8160	Tower - Steering	4	31	1	69-9330	Cover	26	1	1
69-8210	Support - Cover	11	26	1	69-9340	Rod - Brake	7	15	1
69-8230	Bracket - Trim L.H.	37	17	1	69-9350	Bracket - Hood Prop Rod	65	2	1
69-8250	Bracket - Trim R.H.	37	20	1	69-9360	Bracket - Fuel Filter	40	53	1
69-8290	Frame - Battery	65	33	1	69-9370	Louver - Top	36	6	2
69-8390	Pulley - Spindle	86	4	1	69-9390	Shaft - Pedal	9	11	1
69-8410	Screw - Cap Hex. Hd.	39	34	4	69-9400	Bracket - Hose Support	69	49	1
69-8420	Washer - Lock	39	35	4	69-9420	Muffler	39	11	1
69-8430	Hose - Hydraulic	38	18	2	69-9430	Foam - Tool Box	10	2	1
69-8440	Hose - Hydraulic	20	31	1	69-9440	Panel - Steering Tower	4	4	1
69-8440	Hose - Hydraulic	71	9	1	69-9450	Bracket - Wing Hose L.H.	78	7	1
69-8450	Hose - Hydraulic	38	30	1	69-9460	Bracket - Wing Hose R.H.	78	*	1
69-8460	Fitting - Hydraulic Straight	40	55	2	69-9470	Cover - Access	24	63	1
69-8470	Spring - Torsion	71	32	1	69-9480	Bracket - Neutral Device	31	28	1
69-8480	Spring - Compression	81	6	2	69-9520	Panel - Rear	37	9	1
69-8490	Bracket - Throttle Cable	39	36	1	69-9530	Bracket - Air Cleaner	39	29	1
69-8500	Shim - Hinge Bracket	37	21	6	69-9540	Bracket - Steering Gear	4	18	1
69-8510	Cover - Steering Tower	4	41	1	69-9550	Plate - Adapter	39	31	1
69-8520	Bracket - Hinge	37	28	2	69-9560	Housing - Control	11	1	1
69-8590	Support - Radiator Upper	38	2	1	69-9570	Front Lift Arm Assy. R.H.	71	43	1
69-8650	Cowl - Radiator	36	10	1	69-9580	Front Lift Arm Assy. L.H.	71	39	1
69-8690	Support - Grille	36	15	1	69-9650	Screen - Cowl	36	9	2
69-8750	Arm - Brake	7	1	1	69-9670	Cam - Spring Trip	81	21	2
69-8790	Plate - Reinforcing	73	4	2	69-9680	Shaft - Latch	81	10	2
69-8790	Plate - Reinforcing	83	4	2	69-9690	Block - Latch Pivot	81	11	2
69-8830	Arm - Inside Castor	83	1	2	69-9700	Mount - Rubber	83	5	8
69-8860	Arm - Castor R.H.	73	7	1	69-9710	Nut - Lock	40	63	4
69-8890	Cap - Spindle	68	13	2	69-9720	Strip - Sealing	36	28	2
69-8900	Spacer	24	52	2	69-9721	Strip - Sealing	36	18	3
69-8910	Washer	24	51	4	69-9722	Trim - Sealing	36	35	1
69-8910	Washer	30	3	2	69-9723	Seal - Hood Bottom	37	15	2
69-8920	Washer	26	4	4	69-9724	Seal - Hood Front	37	29	1
69-8930	Washer	23	26	4	69-9730	Switch - Toggle	13	18	1

* Not Illustrated

PART NUMBER INDEX (Continued)

Part No.	Description	Pg. Ref.			Part No.	Description	Pg. Ref.		
		No.	No.	Qty.			No.	No.	Qty.
69-9740	Switch - Toggle	13	14	1	70-3280	Cover Assembly Front	42	6	1
69-9760	Plate - Cover	26	10	10	70-3290	Brush Holder Assembly	42	17	1
69-9761	Plate - Clamp	65	36	1	70-3300	Yoke Assembly	42	19	1
69-9761	Plate - Cover	26	14	1	70-3310	Bolt Set	42	14	1
69-9761	Plate - Cover	40	78	1	70-3320	Bearing	43	8	1
69-9761	Plate - Cover	78	13	1	70-3330	Bearing	42	13	1
69-9800	Tire	27	28	2	70-3340	Connector	50	34	1
69-9810	Joint - Ball	70	2	1	70-3340	Connector	54	11	1
69-9880	Tire	68	22	2	70-3350	Cap	48	11	6
69-9940	Nut - Jam	27	40	4	70-3360	Cap	46	16	4
69-9950	Spring - Extension	27	37	4	70-3370	Cap	48	25	3
69-9960	Link	27	36	4	70-3380	Cap	46	19	15
69-9970	Stud	27	35	4	70-3390	Plug	46	17	4
69-9980	Ball	27	39	6	70-3400	Plug	48	6	6
69-9990	Disc - Actuating	27	38	4	70-3410	Plug	48	13	1
70-2800	Pulley Assembly	43	2	1	70-3420	Clip	50	5	1
70-2810	Spring - Return	43	14	2	70-3430	Clamp - Hose	54	5	3
70-2820	Bolt	55	21	2	70-3440	Clamp - Hose	54	9	1
70-2830	Bolt	55	20	3	70-3450	V-Belt	44	1	1
70-2830	Bolt - Cap Hex. Hd.	54	17	2	70-3460	Washer	55	40	8
70-2840	Bolt	55	17	1	70-3470	Washer - Drain Plug	51	10	1
70-2850	Bolt	44	22	2	70-3480	Stud	54	4	6
70-2850	Bolt	56	42	4	70-3490	Cover	58	41	1
70-2860	Bolt	44	33	1	70-3500	Holder	58	50	4
70-2860	Bolt	45	17	4	70-3510	Stopper	58	49	4
70-2870	Bolt	47	1	4	70-3520	Spring	58	48	4
70-2880	Bolt	49	6	4	70-3530	Gasket	58	46	4
70-2890	Bolt	44	15	2	70-3540	Valve Assembly	58	45	4
70-2890	Bolt	48	34	1	70-3550	Element Assembly	58	44	4
70-2900	Bolt	44	19	1	70-3560	Pinion	57	12	4
70-2900	Bolt	51	18	11	70-3570	Screw	57	11	4
70-2910	Bolt	44	4	1	70-3580	Sleeve	57	13	4
70-2920	Bolt	44	20	3	70-3590	Seat	57	14	4
70-2930	Bolt	45	19	9	70-3600	Spring	57	15	4
70-2930	Bolt	46	22	4	70-3610	Seat	57	16	4
70-2940	Bolt	41	12	2	70-3620	Body	57	19	4
70-2950	Stud	44	30	4	70-3630	Tappet Assembly	58	*	1
70-2960	Nut	55	23	2	70-3640	Pin	57	18	4
70-2970	Nut	47	4	8	70-3650	Bushing	57	20	4
70-2980	Nut	55	39	4	70-3660	Roller	57	21	4
70-2990	Washer	44	16	1	70-3670	Plug	57	22	4
70-2990	Washer	45	3	1	70-3680	Camshaft	58	30	1
70-2990	Washer	50	28	4	70-3690	Ring	57	8	1
70-2990	Washer	55	30	4	70-3700	Ring	58	38	1
70-3000	Pin	48	4	2	70-3710	Plate - 0.10	57	7 A/R	
70-3010	O-Ring	53	23	1	70-3720	Plate - 0.12	57	* A/R	
70-3020	Ring	49	20	8	70-3730	Plate - 0.14	57	* A/R	
70-3030	Tube	50	4	1	70-3740	Plate - 0.16	57	* A/R	
70-3040	Hose	54	14	1	70-3750	Plate - 0.18	57	* A/R	
70-3050	Bolt	47	28	1	70-3760	Plate - 0.50	57	* A/R	
70-3060	Gasket	54	1	2	70-3770	Plate - 0.30	57	* A/R	
70-3070	Gasket	50	33	1	70-3780	Plate - 0.1	58	37 A/R	
70-3080	Gasket	48	23	1	70-3790	Plate - 0.15	58	* A/R	
70-3090	Clamp	50	3	1	70-3800	Plate - 0.3	58	* A/R	
70-3090	Clamp - Hose	54	13	2	70-3810	Plate - 0.5	58	* A/R	
70-3100	Plug	46	13	1	70-3820	Cover	58	35	1
70-3110	Plug - Drain	51	11	1	70-3830	Gasket	58	31	1
70-3120	Plug	48	22	1	70-3840	Rack	57	2	1
70-3130	Gasket	52	4	1	70-3850	Screw	58	42	1
70-3140	Pipe	55	36	1	70-3860	Washer	57	3	2
70-3150	Pipe	55	37	1	70-3870	Washer	58	40	2
70-3160	Screw	47	5	8	70-3870	Washer	61	12	4
70-3170	Nut	49	11	1	70-3880	Plate	57	1	2
70-3180	Clamp	55	18	3	70-3890	Washer	59	31	2
70-3190	Clamp	55	19	3	70-3900	Packing	57	9	2
70-3200	Washer	56	50	1	70-3910	Washer	58	25	2
70-3210	Packing	56	48	4	70-3920	Cover Assembly	58	*	1
70-3220	O-Ring	50	2	1	70-3930	Gasket	57	5	1
70-3230	Plug	46	15	1	70-3940	Plate	58	28	2
70-3230	Plug	51	14	1	70-3950	Screw	57	10	2
70-3240	Plug	56	51	1	70-3960	Valve	57	4	1
70-3250	Bolt	56	47	2	70-3970	Plate - 0.6	57	17 A/R	
70-3260	Armature Assembly	42	12	1	70-3980	Plate - 0.7	57	* A/R	
70-3270	Spring - Brush	42	18	4	70-3990	Plate - 0.8	57	* A/R	

*Not Illustrated

PART NUMBER INDEX (Continued)

Part No.	Description	Pg. Ref.		Part No.	Description	Pg. Ref.	
		No.	No. Qty.			No.	No. Qty.
70-4000	Plate - 0.9	57	* A/R	70-4740	Roller	61	8 1
70-4010	Plate - 1.0	57	* A/R	70-4750	Pin	61	10 1
70-4020	Plate - 1.1	57	* A/R	70-4760	Block	61	6 2
70-4030	Plate - 1.2	57	* A/R	70-4770	Spring	61	17 1
70-4040	Plate - 1.3	57	* A/R	70-4780	Plug	61	15 1
70-4050	Plate - 1.4	57	* A/R	70-4790	Filter	61	13 1
70-4060	Plate - 0.1	57	* A/R	70-4800	Screw	61	14 1
70-4070	Plate - 0.2	57	* A/R	70-4810	Body Assembly	55	8 4
70-4080	Plate - 0.3	57	* A/R	70-4820	Pin	55	5 4
70-4090	Plate - 0.4	57	* A/R	70-4830	Spring	55	6 4
70-4100	Plate - 0.5	57	* A/R	70-4840	Nut	55	1 4
70-4110	Plate - 0.15	57	* A/R	70-4850	Washer 2.15 mm	55	* A/R
70-4120	Capsule	59	30 1	70-4860	Washer 1.00 mm	55	7 A/R
70-4130	Housing	59	3 1	70-4870	Washer 1.05 mm	55	* A/R
70-4140	Stopper	59	27 1	70-4880	Washer 1.10 mm	55	* A/R
70-4150	Gasket	59	6 1	70-4890	Washer 1.275 mm	55	* A/R
70-4160	Gasket	59	1 1	70-4900	Washer 1.325 mm	55	* A/R
70-4170	Flyweight Assembly	60	71 1	70-4910	Washer 1.775 mm	55	* A/R
70-4180	Nut	60	69 1	70-4920	Washer 0.95 mm	55	* A/R
70-4190	Sleeve	60	68 1	70-4930	Packing	55	4 4
70-4200	Plate	60	67 1	70-4940	Housing Assembly	58	43 1
70-4210	Plate	59	8 1	70-4950	Hose - 90_ Elbow	54	8 1
70-4220	Swiveling Lever Assembly	59	12 1	70-4960	Clamp - R	54	21 1
70-4230	Bushing	59	21 2	70-4970	Gasket	54	19 1
70-4240	E-Ring	60	59 1	70-4980	Bolt - Cap Hex Hd.	54	2 1
70-4250	Tension Lever Assembly	59	19 1	70-4990	Spring	47	17 8
70-4260	Adapter Assembly	60	* 1	70-5000	Retainer	47	18 8
70-4270	Screw	60	60 1	70-5010	Tappet	47	11 8
70-4280	Spring	60	62 1	70-5020	Gear - Camshaft	45	8 1
70-4290	Adapter	60	63 1	70-5020	Gear - Camshaft	47	22 1
70-4300	Nut	60	58 1	70-5030	Pipe	50	35 1
70-4310	Nut	59	32 1	70-5040	Hose	44	43 1
70-4320	Lever Assembly	59	17 1	70-5050	Cover	44	39 1
70-4330	Bushing	59	38 1	70-5060	Joint	55	27 1
70-4340	Shackle Assembly	59	18 1	70-5070	O-Ring	55	35 1
70-4350	Shaft	59	24 1	70-5080	Bushing	47	6 8
70-4360	Plug	59	23 2	70-5090	Gasket	46	20 1
70-4370	Spring	59	13 1	70-5100	Gasket	50	7 1
70-4380	Spring	59	16 1	70-5110	Washer	47	31 2
70-4390	Screw	60	56 1	70-5120	Bolt	50	32 1
70-4400	Cover	59	25 1	70-5130	Gasket	46	11 1
70-4410	Pin	60	57 1	70-5140	Plug	46	5 1
70-4420	Bushing	60	53 1	70-5150	Rocker Assembly - Intake	47	32 4
70-4430	Screw	60	73 1	70-5160	Rocker Assembly - Exhaust	47	27 4
70-4440	Nut	59	33 1	70-5170	Pipe	47	29 1
70-4450	Nut	59	34 1	70-5180	Rocker Shaft Assembly	47	8 1
70-4460	Plate	59	45 1	70-5190	Spring	47	7 3
70-4470	Lever	60	55 1	70-5200	Bracket	47	33 4
70-4480	Shaft	60	54 1	70-5210	Gasket	46	2 1
70-4490	Cup	59	49 1	70-5220	Cover	46	1 1
70-4500	Spring	59	46 1	70-5230	Rod - Push	47	10 8
70-4510	Spring	59	48 1	70-5240	Seal	48	15 4
70-4520	Spring	59	47 1	70-5250	Plate	48	31 1
70-4530	Cover	59	51 1	70-5260	Gasket	48	39 1
70-4540	Slider	60	64 1	70-5270	Cover	50	8 1
70-4550	Plate	59	40 1	70-5280	Sleeve	48	41 4
70-4560	Adjusting Lever Assembly	59	43 1	70-5290	Hanger	48	40 1
70-4570	Stop Lever Assembly	59	50 1	70-5300	Bolt	48	19 10
70-4580	Cap	59	20 1	70-5310	Fitting - 90_ Elbow	54	12 1
70-4590	Plug	59	5 1	70-5320	Pin	48	30 2
70-4600	Housing Assembly	61	11 1	70-5330	Gasket	51	5 1
70-4610	Valve	61	5 2	70-5340	Valve	48	32 4
70-4620	Spring	61	4 2	70-5350	Bearing - Main (Std.)	48	14 10
70-4630	Gasket	61	3 2	70-5360	Plate - Thrust (Std.)	48	20 3
70-4640	Support	61	20 1	70-5370	Gasket	45	5 1
70-4650	Pump Assembly	61	2 1	70-5380	Pan - Oil	51	7 1
70-4660	Rod, Blue Small Dia.	61	19 A/R	70-5390	Gasket	51	6 1
70-4670	Rod, Red Small Dia.	61	* A/R	70-5400	Ring Set - Std.	49	23 4
70-4680	Rod, Yellow Small Dia.	61	* A/R	70-5410	Pin	49	21 4
70-4690	Rod, Green Small Dia.	61	* A/R	70-5420	Nut	49	10 8
70-4700	Rod, White Small Dia.	61	* A/R	70-5430	Bearing - Rod (Std.)	49	8 8
70-4710	Rod, Brown Big Dia.	61	* A/R	70-5440	Pulley	49	13 1
70-4720	Piston	61	18 1	70-5450	Idler Assembly	45	9 1
70-4730	Tappet	61	7 1	70-5460	Gasket	52	9 1

* Not Illustrated

PART NUMBER INDEX (Continued)

Part No.	Description	Pg. No.	Ref. No.	Qty.	Part No.	Description	Pg. No.	Ref. No.	Qty.
70-5470	Manifold	52	10	1	70-6210	Flange	55	34	1
70-5480	Pipe - Oil	54	16	1	70-6220	Gland	56	44	4
70-5490	Pipe - Oil	54	15	1	70-6230	Coupling Assembly	53	17	1
70-5500	Strainer	50	31	1	70-6240	Gasket	54	10	1
70-5510	Gasket	50	19	1	70-6250	Gasket	52	11	1
70-5520	Union	50	22	1	70-6250	Gasket	54	20	1
70-5530	Bracket Assembly	50	23	1	70-6260	Plate	53	21	1
70-5540	Oil Filter Assembly	50	*	1	70-6270	O-Ring	53	7	1
70-5550	Gasket	50	20	1	70-6280	Deflector	53	9	1
70-5560	Gage	51	13	1	70-6290	Insert	53	8	1
70-5570	Breather	50	1	1	70-6300	Ring	53	6	1
70-5580	Stay	50	6	1	70-6310	Ring	53	10	1
70-5590	Connector	44	41	1	70-6320	Wheel	53	5	1
70-5600	Water Pump Assembly	44	5	1	70-6330	Nut	53	4	1
70-5610	Impeller	44	11	1	70-6340	Cover	53	3	1
70-5620	Connector	44	9	1	70-6350	Ring	53	20	1
70-5630	Shaft	44	26	1	70-6360	Plate	53	2	1
70-5640	Bracket	44	12	1	70-6370	Bearing	53	14	2
70-5650	Gasket	44	7	1	70-6380	Bearing	53	12	1
70-5660	Gasket	44	17	1	70-6390	Ring	53	15	2
70-5670	Stay	44	13	1	70-6400	Ring	53	18	1
70-5680	Pulley	44	29	1	70-6410	Sleeve	53	11	1
70-5690	Elbow	44	36	1	70-6420	Ring	53	13	1
70-5700	Fuel Feed Pump	55	25	1	70-6430	Turbocharger Assembly	52	12	1
70-5710	Fuel Filter Assembly	56	*	1	70-6440	Cartridge Assembly	53	*	1
70-5720	Bracket	56	49	1	70-6450	Housing	53	16	1
70-5730	Filter Element Assembly	55	38	1	70-6460	Bearing Housing Assembly	53	22	1
70-5740	Plate	41	2	1	70-6470	Shaft & Turbine Wheel Assy.	53	19	1
70-5750	Bracket	41	10	1	70-6480	Pin	59	15	1
70-5760	Alternator Assembly	41	1	1	70-6490	Ring	60	66	1
70-5770	Lever	55	22	1	70-6500	O-Ring	59	37	1
70-5780	Seal	45	13	1	70-6510	O-Ring	59	22	2
70-5790	Case	45	4	1	70-6520	Bolt	59	10	1
70-5800	Pin	49	7	2	70-6520	Bolt & Washer	59	29	3
70-5810	Plate	49	14	1	70-6530	Bolt	59	7	5
70-5820	Cone	49	12	1	70-6540	Bolt	58	32	4
70-5830	Gear - Crankshaft	45	12	1	70-6550	Bolt	59	9	1
70-5840	Oil Pump Assembly	50	14	1	70-6560	Nut	60	72	2
70-5850	Cover	50	18	1	70-6570	Washer - 0.1	60	61	A/R
70-5860	Starter Assembly	41	7	1	70-6580	Washer - 0.25	60	*	A/R
70-5870	Insert - Exhaust	46	9	4	70-6590	Washer - 0.5	60	*	A/R
70-5880	Insert - Inlet	46	10	4	70-6600	Washer - 0.2	60	*	A/R
70-5890	Flange	46	6	1	70-6610	Washer - 0.2	60	65	A/R
70-5900	Cylinder Head Assembly	46	8	1	70-6620	Washer - 0.3	60	*	A/R
70-5910	Valve - Inlet	47	20	4	70-6630	Washer - 0.4	60	*	A/R
70-5920	Valve - Exhaust	47	19	4	70-6640	Washer - 0.1	60	*	A/R
70-5930	Spring	47	16	8	70-6650	Washer - 1.0	60	*	A/R
70-5940	Camshaft	47	21	1	70-6660	Washer - 1.0	60	*	A/R
70-5950	Connector	48	12	1	70-6670	Washer	60	70	1
70-5960	Crankcase Assembly	48	1	1	70-6680	Washer	58	34	1
70-5970	Housing	51	1	1	70-6690	Washer	59	35	2
70-5980	Piston (Std.)	49	22	4	70-6700	Washer	61	16	1
70-5990	Connecting Rod - Std.	49	1	4	70-6710	Washer	59	4	1
70-6000	Bushing	49	2	4	70-6720	Stud	58	27	3
70-6010	Bolt	49	19	8	70-6730	Bolt	59	42	1
70-6020	Crankshaft Assembly	49	18	1	70-6740	Bolt	59	26	2
70-6030	Flywheel Assembly	49	4	1	70-6750	Bolt	59	41	4
70-6040	Gear - Injection Pump	45	11	1	70-6760	Bolt & Washer	59	39	2
70-6050	Manifold	52	5	1	70-6770	Nut	59	36	1
70-6060	Gasket	52	8	1	70-6780	Nut	58	33	1
70-6070	Pipe	54	7	1	70-6790	Packing	59	28	1
70-6080	Hose	54	6	1	70-6800	E-Ring	57	23	4
70-6090	Elbow	52	3	1	70-6810	E-Ring	59	11	2
70-6100	Pipe - No. 2	55	12	1	70-6820	Ring	61	9	1
70-6110	Pipe - No. 4	55	14	1	70-6830	Pin	55	3	8
70-6120	Pipe	56	41	1	70-6840	Bearing	58	36	1
70-6130	O-Ring	55	33	1	70-6850	Bearing	57	6	2
70-6140	Washer	56	43	4	70-6860	Key	59	14	1
70-6150	Gasket	56	45	4	70-6870	Key	59	2	1
70-6160	Nozzle Assembly	56	46	4	70-6880	Key	58	29	1
70-6170	Nozzle Tip Assembly	55	2	4	70-6890	O-Ring	59	52	1
70-6180	Injection Pump	55	26	1	70-6900	O-Ring	58	26	1
70-6190	Pipe - No. 1	55	11	1	70-6910	O-Ring	58	47	4
70-6200	Pipe - No. 3	55	13	1	70-6920	Seal	59	44	1

*Not Illustrated

PART NUMBER INDEX (Continued)

Part No.	Description	Pg. No.	Ref. No.	Qty.	Part No.	Description	Pg. No.	Ref. No.	Qty.
70-6930	Screw	57	24	1	71-2530	Bearing Assembly	86	6	1
70-6940	Screw	58	39	1	71-2550	Washer - Latch Shaft	81	9	2
70-6940	Screw	61	1	1	71-2560	Support - Bulkhead	26	37	2
70-6990	Level Sensing Unit Assembly	18	2	1	71-2570	Shaft - Pivot	71	3	1
70-8620	Cap - Fuel	18	10	1	71-2580	Shaft - Lift Arm Pivot	78	26	2
70-8640	Cap - Hydraulic	19	36	1	71-2590	Shaft - Pivot	68	5	1
71-0060	Support - Foam	37	8	1	71-2590	Shaft - Pivot	71	24	1
71-0150	Lift Arm Assembly R.H.	78	*	1	71-2600	Tube - Anti - Sway	82	11	2
71-0150	Lift Arm Assembly R.H.	82	*	1	71-2610	Shaft - Deck Pivot	83	15	2
71-0160	Lift Arm Assembly L.H.	78	33	1	71-2620	Shaft - Lift Arm Elbow	82	23	2
71-0160	Lift Arm Assembly L.H.	82	25	1	71-2630	Solenoid Valve Assembly	24	*	1
71-0170	Arm - Outer Lift R.H.	82	*	1	71-2640	Valve - Solenoid	24	62	1
71-0180	Arm - Outer Lift L.H.	82	10	1	71-2650	Valve Seal Kit	24	*	1
71-0210	Foam - Radiator Seal	38	13	1	71-2660	Solenoid Coil Kit	24	54	3
71-0220	Foam - Louver Lower	36	11	1	71-2680	Hose - Vent	19	31	1
71-0230	Foam - Louver Middle	36	7	1	71-2680	Hose - Vent	38	53	1
71-0240	Foam - Louver Top	36	5	2	71-2690	Hose - Fuel	63	7	1
71-0250	Foam - Hood Top	37	2	1	71-3810	Coupling - Hydraulic Motor	27	34	2
71-0260	Foam - Hood Side L.H.	37	3	1	71-3830	Bellcrank - Brake	30	21	2
71-0270	Foam - Hood Side R.H.	37	1	1	71-3850	Cover - Housing	30	15	2
71-0280	Foam - Cowl Top	36	3	1	71-3860	Clevis	30	28	2
71-0290	Foam - Cowl Bottom	36	29	1	71-3880	Clevis - Brake Cable	27	15	2
71-0300	Foam - Low Front Cowl L.H.	36	17	1	71-3880	Clevis - Brake Cable	30	23	2
71-0310	Foam - Low Front Cowl R.H.	36	*	1	71-3900	Gasket	30	25	2
71-0320	Foam - Low Rear Cowl R.H.	36	*	1	71-3910	Collar	30	34	2
71-0330	Foam - Low Rear Cowl L.H.	36	30	1	71-3920	Gasket	30	14	2
71-0340	Foam - Rad. Support L.H.	38	36	1	71-3920	Gasket	30	33	2
71-0350	Foam - Rad. Support R.H.	38	1	1	71-3950	Tube - Hydraulic	27	42	1
71-0360	Foam - Rad. Support Top	38	3	1	71-3970	Tube - Hydraulic	17	17	1
71-0370	Foam - Lower Rad. Support	38	34	2	71-3970	Tube - Hydraulic	23	9	1
71-0380	Foam - Rad. Support Front	38	42	1	71-3990	Cap - Brake Housing	27	20	2
71-0390	Foam - Rad. Support Rear	38	44	1	71-4010	Housing - Brake	27	13	2
71-0400	Foam - Side Panel	37	14	2	71-4060	Rod - Brake Latch	4	40	1
71-0410	Cover - Abrasive	10	4	1	71-4100	Plate - Clamp	82	28	2
71-0420	Floor - Abrasive	24	66	1	71-4110	Cap - Actuator	30	36	2
71-0430	Cover - Abrasive	24	64	1	71-4130	Support - Control	11	17	1
71-0440	Abrasive - Pedal Front	9	25	1	71-4170	Switch - Toggle	13	19	1
71-0450	Abrasive - Pedal Rear	9	29	1	71-4200	Cluster - Warning Light	12	6	1
71-0470	Disc - Middle	27	19	4	71-4210	Cluster - Warning Light	12	4	1
71-0480	Suspension Assembly	3	*	1	71-4230	Panel	12	3	1
71-0490	Pump Drive Shaft Assembly	32	*	1	71-4250	Spacer	12	20	2
71-0500	Yoke - Engine End	31	8	1	71-4260	Decal - H.O.C.	75	56	1
71-0510	Shaft - Slip Yoke	31	6	1	71-4260	Decal - H.O.C.	84	28	2
71-0520	Yoke - Pump End	31	3	1	71-4270	Decal - Fuse	11	5	1
71-0530	Tube - Slip Yoke	31	4	1	71-4280	Sending Unit - Oil Pressure	40	61	1
71-0540	Column - Steering	4	27	1	72-3790	Wire - Neutral Switch	31	24	1
71-2170	Pin	3	22	1	72-4070	Decal - Danger	27	47	2
71-2180	Bearing	3	2	4	72-4080	Decal - Danger	24	71	2
71-2190	Pin	3	3	1	72-4080	Decal - Danger	65	37	1
71-2200	Bracket - Swing Arm	3	33	1	72-4310	Switch - Ball	71	11	1
71-2210	Pin	3	13	1	72-4310	Switch - Lift	78	32	2
71-2220	Pin	3	16	1	72-9550	Stud - Fuel Tank	18	17	1
71-2230	Ring - Snap	3	14	1	72-9760	Switch - Push Button	13	15	2
71-2240	Knob Assembly	3	15	1	74-0720	Tube - Manual	2	1	1
71-2250	Bracket - Spring	3	18	1	74-2170	Cylinder - Lift	79	43	2
71-2260	Spring	3	27	2	74-2180	Ring - Steel	80	9	1
71-2270	Nut - Special	3	23	1	74-2190	Cushion	80	10	1
71-2280	Band - Weight Indicator	3	10	1	74-2200	Head	80	4	1
71-2290	Bearing - Triple	3	4	1	74-2210	Piston	80	12	1
71-2300	Bumper	3	9	2	74-2220	Collar	80	2	1
71-2310	Plate - Lower Suspension	3	8	1	74-2230	Shaft/Clevis	80	1	1
71-2320	Pin	3	21	2	74-2270	Fitting - Suction	21	23	1
71-2330	Ring - Snap	3	19	2	74-2300	Switch - Toggle	90	4	1
71-2340	Absorber - Shock	3	20	1	74-2320	Front Shroud Assembly	88	7	1
71-2380	Washer	2	7	2	74-2330	Decal - Horn	88	4	1
71-2390	Rivet - Pop	2	8	2	74-2340	Decal - Fuse	13	22	1
71-2400	Assembly - Bumper	2	6	2	74-2350	Taillight	88	18	2
71-2410	Plate - Upper Suspension	2	5	1	74-2360	Grommet	88	17	2
71-2420	Bellows - Rubber	2	12	1	74-2370	Reflector - 3" Red	88	15	2
71-2430	Plate - Rear	11	16	1	74-2371	Reflector - 3" Amber	88	27	2
71-2450	Cover - Access	23	24	1	74-2390	Reflector - 2" Red	88	19	2
71-2460	Plate - Control	13	5	1	74-2400	Cover - Wire	88	37	1
71-2470	Rim	27	29	2	74-2420	Switch - Brake	88	25	1
71-2480	Controller	11	22	1	74-2430	Tubing - Shrink	90	*	1

* Not Illustrated

PART NUMBER INDEX (Continued)

Part No.	Description	Pg. No.	Ref. No.	Qty.	Part No.	Description	Pg. No.	Ref. No.	Qty.
74-2460	Arm - Light L.H.	88	14	1	80-0130	Cable - Negative	65	11	1
74-2480	Arm - Light R.H.	88	*	1	80-0160	Tray - Battery	65	18	1
74-2510	Tube - Hydraulic L.H.	7	13	1	80-4870	Adaptor - Ferrule	89	52	2
74-2520	Tube - Hydraulic R.H.	7	14	1	80-4890	Decal - Service	11	32	1
74-2530	Tube - Hydraulic	7	11	1	80-9330	Alarm - Audio	11	3	1
74-2540	Reflector - Amber	88	23	2	82-2560	Decal - Belt Routing	74	39	1
74-2550	Cover - Wire	88	40	2	82-7780	Housing - Actuator, L.H.	30	*	1
74-2560	Cartridge - Logic, N.C.	91	27	1	82-7790	Housing - Actuator, R.H.	30	12	1
74-2580	Valve - Flow Combining	91	29	1	82-7820	Seat - Brake, Tube	30	13	2
74-2590	Fitting - Tee	91	21	1	82-7830	Screw - Bleed, Brake	30	11	2
74-2610	Tube Assembly - Hydraulic	91	18	1	82-7840	Piston - Brake	30	7	2
74-2660	Hose - Hydraulic Return	20	34	1	82-7850	Spring - Compression	30	4	2
74-2670	Fitting - Tank Return	20	36	1	82-7900	Shaft - Arm	82	34	2
74-2680	Bracket - Bulkhead	79	45	1	82-7930	Arm - Anti-Sway L.H.	82	14	1
74-2700	Rod - Control	9	16	1	82-7940	Arm - Anti-Sway R.H.	82	*	1
74-2710	Clamp Half - Hydraulic Line	82	2	4	82-8160	Spacer	82	33	4
74-2730	Tube - Clamp	82	31	4	82-8170	Clamp - Hose	82	27	6
74-2750	Retainer - Clamp	82	32	2	82-9060	Track & Latch - Adjustment	2	4	1
75-0540	Tether - Cap, Reservoir	19	27	1	83-4330	Assy. - Tube, Traction L.H.	23	19	2
75-6330	Catch - Magnetic	1	6	1	83-4340	Assy. - Tube, Traction R.H.	23	21	2
75-9460	Bracket - Sealing L.H.	36	19	1	83-6630	Shim - Switch	1	5	1
75-9470	Bracket - Sealing R.H.	36	25	1	83-6640	Sensor - Switch	1	8	1
75-9480	Bracket - Sealing Bottom	36	22	1	83-6660	Support - Seat	2	11	1
75-9650	Fork - Castor	73	24	2	83-6690	Plate W. A. - Seat	1	15	1
75-9670	Fork - Castor	83	32	8	83-6700	Plate W.A. - Suspension	1	9	1
75-9730	Headlight Assembly L.H.	88	*	1	83-8350	Fitting - Traction, L.H.	23	20	1
75-9740	Headlight Assembly R.H.	88	1	1	83-8360	Fitting - Traction, R.H.	24	73	1
75-9750	Bulb - Sealed Beam	89	45	2	83-8370	Plate - Clamp	24	74	1
75-9760	Lens - Amber	89	46	2	84-5270	Regulator - Voltage	11	30	1
75-9770	Bezel - Headlight	89	47	2	85-6140	Spring	1	16	1
75-9790	Arm - Pivot	73	10	2	85-6150	Tube - Hyd. R.H. Branch	27	*	1
76-0980	Pipe - Exhaust	39	10	1	85-6160	Pin - Spring	1	10	1
76-1670	Spring - Extension	71	33	1	85-6190	Link - Deck Tilt	23	1	1
76-1670	Spring - Extension	74	36	1	85-6210	Bracket - Rear Eng. Mount	39	37	2
76-1670	Spring - Extension	77	25	1	85-6230	Solenoid - Engine Run	39	45	1
76-1880	10" Segmented Tire Assy.	87	3	1	85-6260	Level Sensing Unit	19	3	1
76-1890	13" Segmented Tire Assy.	87	5	1	85-6320	Board - Instrument	12	16	1
76-2060	V-Belt	76	*	1	85-6360	Wire Harness Assembly	11	*	1
76-2060	V-Belt	77	*	1	85-6420	Castor Wheel Assembly	73	12	2
76-2060	V-Belt	84	*	6	85-6450	Retainer - Belt	75	55	1
76-2730	Hose - Hydraulic	84	8	4	86-7350	Seal Repair Kit	72	*	1
76-2740	Hose - Hydraulic	84	9	2	86-7350	Seal Repair Kit	80	*	1
76-2750	Hydraulic Hose Assembly	74	2	1	86-7410	Plate - Gage	12	5	1
76-2760	Hydraulic Hose Assembly	74	1	1	86-7480	Spring - Compression	74	48	1
76-2770	Hydraulic Hose Assembly	74	6	1	86-7490	Castor Wheel Assembly	73	23	2
76-2810	Valve - Needle	91	6	1	86-9560	Assy. Wire - Taillight	89	*	1
76-4440	Tube - Hyd. R.H. Run	27	*	1	86-9570	Assy. Wire - Headlight	89	*	1
76-4440	Tube - Hydraulic	20	33	1	86-9730	Assy. Wire - Flasher	89	*	1
76-4450	Tube - Hydraulic	20	4	1	213-31	Cover - Steering Wheel	4	8	1
76-4460	Tube - Hydraulic	23	30	1	217-116	Rim	68	23	2
76-4470	Valve - Check	20	8	1	218-242	Switch - Brake	7	25	1
76-4590	Screw	28	16	6	218-243	Fitting - Tee	7	12	1
76-4590	Screw	34	27	6	218-446	Nut - Hex	13	9	1
76-4600	Gasket - Cover	34	38	1	218-447	Washer - Lock	13	8	1
76-4600	Gasket - Front Cover	28	26	1	218-456	Relay - Flasher	90	12	2
76-4610	Cover	34	33	1	218-498	Nut	12	18	2
76-4610	Cover - Front	28	15	1	218-498	Nut - Hex	13	7	10
76-8750	Plate - Caution	38	45	2	218-533	Lens - Indicator Light (Red)	4	7	1
77-0720	Screen - Mulcher	93	2	2	218-535	Nut - Hex.	4	24	3
77-0730	Screen - Deck, Center	92	3	1	218-536	Washer - Lock	4	23	3
77-0740	Screen - Deck, L.H.	92	2	1	218-562	Lens - Indicator Light	4	11	2
77-0750	Screen - Deck, R.H.	92	4	1	218-573	Fuse - 5A	11	*	9
77-0940	Hose Assembly - Hydraulic	91	30	1	218-578	Fuse - 10A	11	*	1
77-0950	Washer - Castor	73	33	2	218-581	Fuse - 15A	11	33	5
77-0950	Washer - Castor	83	41	8	218-587	Lens - Amber	89	51	4
77-2830	Rod - Spring	74	44	1	219-17	Bulb - Light	12	9	8
77-2990	Cable - Throttle	14	8	1	2115-95	Kit - Universal Joint	31	7	2
77-4960	Tube - Hydraulic	20	40	1	2116-3	Joint - Ball L.H.	68	*	1
77-4960	Tube - Hydraulic L.H.	27	12	1	2116-4	Joint - Ball R.H.	68	35	1
77-4970	Hose - Hydraulic	20	35	1	231-139	Tire - R.H. (Optional)	27	*	2
77-5130	Hose - Hydraulic	91	8	1	231-140	Tire - L.H. (Optional)	27	*	1
77-5390	Tank - Hydraulic	19	4	1	232-27	Stem - Valve	68	29	2
80-0010	Tank - Fuel	18	11	1	233-17	Knob	4	3	1
80-0120	Cable - Positive	65	12	1	233-42	Knob	15	3	3

*Not Illustrated

PART NUMBER INDEX (Continued)

Part No.	Description	Pg. Ref.		Part No.	Description	Pg. Ref.	
		No.	Qty.			No.	Qty.
233-48	Knob	14	3 1	237-81	Seal - O-Ring	84	5 4
233-66	Knob	13	10 1	237-88	Grommet	89	* 2
237-21	Seal - O-Ring	17	6 2	237-101	Seal - O-Ring	20	24 2
237-21	Seal - O-Ring	24	58 3	237-116	Seal - O-Ring	21	9 1
237-21	Seal - O-Ring	26	29 4	237-146	Seal - O-Ring	27	5 4
237-21	Seal - O-Ring	27	3 2	237-146	Seal - O-Ring	31	19 3
237-21	Seal - O-Ring	69	52 4	237-146	Seal - O-Ring	66	14 1
237-22	O-Ring	91	3 2	237-154	Seal - O-Ring	63	10 1
237-22	Seal - O-Ring	23	32 6	237-155	Seal - O-Ring	20	20 1
237-22	Seal - O-Ring	4	37 4	237-156	O-Ring	91	26 4
237-22	Seal - O-Ring	15	14 9	237-156	Seal - O-Ring	17	13 8
237-22	Seal - O-Ring	17	21 7	237-156	Seal - O-Ring	66	30 30
237-22	Seal - O-Ring	19	21 1	237-157	Seal - O-Ring	19	16 1
237-22	Seal - O-Ring	35	64 1	237-158	Seal - O-Ring	27	21 4
237-22	Seal - O-Ring	38	17 2	237-164	Grommet	26	7 1
237-22	Seal - O-Ring	40	56 2	237-174	O-Ring	30	9 2
237-22	Seal - O-Ring	68	45 6	237-175	O-Ring	30	6 2
237-22	Seal - O-Ring	71	8 7	240-2	Grommet	26	6 2
237-22	Seal - O-Ring	74	7 1	240-3	Grommet	78	8 4
237-22	Seal - O-Ring	78	19 14	240-3	Grommet	88	36 1
237-22	Seal - O-Ring	84	10 2	240-4	Grommet	23	6 6
237-22	Seal - O-Ring	20	5 5	240-4	Grommet	78	18 10
237-30	Seal - O-Ring	17	22 2	240-5	Grommet	23	28 2
237-30	Seal - O-Ring	20	13 2	240-6	Grommet	26	31 4
237-30	Seal - O-Ring	23	8 3	240-7	Grommet	24	47 4
237-30	Seal - O-Ring	31	17 2	240-7	Grommet	26	32 1
237-37	Bumper - Rubber	65	34 4	240-8	Grommet	82	30 4
237-41	Grommet	88	2 2	249-47	Clip - Wire	88	22 4
237-42	O-Ring	91	5 2	2410-10	Plug - Button	24	72 1
237-42	Seal - O-Ring	15	24 5	2410-71	Plug	30	1 2
237-42	Seal - O-Ring	17	27 6	2410-73	Pin - Tether	19	35 1
237-42	Seal - O-Ring	27	1 2	2411-40	Joint - Ball	82	13 4
237-42	Seal - O-Ring	31	23 1	2411-41	End - Rod	40	52 2
237-42	Seal - O-Ring	66	7 1	2412-3	Clamp - Hose	19	15 1
237-42	Seal - O-Ring	71	6 4	2412-6	Clamp - Hose	18	15 1
237-42	Seal - O-Ring	79	42 4	2412-6	Clamp - Hose	38	6 1
237-42	Seal - O-Ring	84	12 2	2412-6	Clamp - Hose	63	2 2
237-42	Seal - O-Ring	88	24 1	2412-7	Clamp Assembly	68	38 2
237-42	Seal O-Ring	74	9 1	2412-34	Clamp - Hose	19	11 1
237-58	O-Ring	91	14 2	2412-39	Clamp	65	39 1
237-58	Seal - O-Ring	23	14 4	2412-39	Clamp - R	40	68 1
237-58	Seal - O-Ring	21	2 2	2412-41	Clamp - R	38	38 1
237-58	Seal - O-Ring	27	7 6	2412-41	Clamp - R	40	59 2
237-58	Seal - O-Ring	31	21 3	2412-42	Clamp - Hose	19	13 4
237-58	Seal - O-Ring	66	10 8	2412-42	Clamp - Hose	21	11 4
237-58	Seal - O-Ring	74	3 2	2412-42	Clamp - Hose	39	19 1
237-65	Seal - O-Ring	20	3 3	2412-70	Clamp - R	39	3 1
237-65	Seal - O-Ring	23	18 6	2412-73	Clamp - R	40	69 1
237-65	Seal - O-Ring	27	11 3	2412-73	Clamp - R	65	7 3
237-65	Seal - O-Ring	78	20 4	2412-82	Clamp - R	38	48 1
237-65	Seal - O-Ring	84	7 4	2412-89	Clamp - R	18	9 1
237-78	O-Ring	91	12 2	2412-92	Clamp - Hose	20	9 4
237-78	Seal - O-Ring	23	13 5	2412-92	Clamp - Hose	38	11 4
237-78	Seal - O-Ring	17	8 3	2412-93	Clamp	65	38 2
237-78	Seal - O-Ring	66	33 1	2412-108	Clamp - Hose	19	32 2
237-78	Seal - O-Ring	66	41 2	2412-108	Clamp - Hose	38	52 2
237-78	Seal - O-Ring	68	43 4	2412-108	Clamp - Hose	63	6 1
237-78	Seal - O-Ring	17	4 2	2412-110	Clamp - Hose	39	16 3
237-79	O-Ring	91	1 1	2412-119	Clamp - Hose	20	39 1
237-79	Seal - O-Ring	4	39 4	2412-133	Clamp	2	2 2
237-79	Seal - O-Ring	15	12 2	250-5	Tie - Cable	36	34 16
237-79	Seal - O-Ring	17	24 2	251-259	Bearing - Neutral Detent	31	41 1
237-79	Seal - O-Ring	19	23 1	251-321	Bearing - Ball	87	1 2
237-79	Seal - O-Ring	20	7 2	251-321	Bearing - Castor	73	14 4
237-79	Seal - O-Ring	66	32 4	251-321	Bearing - Castor	73	22 4
237-80	Seal - O-Ring	19	19 3	251-321	Bearing - Castor	83	29 16
237-80	Seal - O-Ring	20	1 1	251-332	Spacer - Bearing	83	28 8
237-80	Seal - O-Ring	35	68 1	251-332	Spacer - Inner	87	4 1
237-81	O-Ring	91	16 2	251-332	Spacer Bearing	73	13 2
237-81	Seal - O-Ring	19	1 1	251-333	Spacer - Bearing	73	21 2
237-81	Seal - O-Ring	27	9 4	251-333	Spacer - Inner	87	6 1
237-81	Seal - O-Ring	31	15 1	251-340	Bearing - Ball	27	23 2
237-81	Seal - O-Ring	66	19 8	253-154	Seal - Wave	86	5 2
237-81	Seal - O-Ring	74	5 2	253-156	Seal - Oil	27	22 2

*Not Illustrated

PART NUMBER INDEX (Continued)

Part No.	Description	Pg. Ref.			Part No.	Description	Pg. Ref.		
		No.	No.	Qty.			No.	No.	Qty.
253-157	Ring - Cup	27	41	8	321-9	Screw - Cap Hex. Hd.	24	43	2
254-72	Cup - Bearing Outer	68	20	2	321-9	Screw - Cap Hex. Hd.	26	22	6
254-92	Cone - Bearing Outer	68	21	2	321-9	Screw - Cap Hex. Hd.	79	56	3
254-106	Cone - Bearing Inner	68	31	2	321-10	Screw - Cap Hex. Hd.	15	1	2
254-107	Cup - Bearing Inner	68	30	2	321-10	Screw - Cap Hex. Hd.	31	47	2
256-76	Bushing - Sleeve	82	15	4	321-11	Screw - Cap Hex. Hd.	24	65	2
256-117	Bushing - Flange	74	28	4	321-15	Screw - Cap Hex. Hd.	26	18	2
256-156	Bushing - Flange	9	30	2	321-15	Screw - Cap Hex. Hd.	82	3	4
256-172	Bearing - Sleeve	81	15	8	321-19	Screw - Cap Hex. Hd.	82	29	4
256-188	Bushing - Sleeve	74	22	1	322-3	Screw - Cap Hex. Hd.	7	5	2
256-188	Bushing - Sleeve	77	6	1	322-5	Screw - Cap Hex Hd.	65	27	1
256-247	Bushing - Flange	6	1	4	322-5	Screw - Cap Hex. Hd.	38	39	1
256-247	Bushing - Flange	24	46	2	322-6	Screw - Cap Hex. Hd.	38	40	4
256-273	Bushing - Flange	9	28	2	322-10	Screw - Cap Hex. Hd.	26	23	3
256-304	Washer - Thrust	68	7	6	322-11	Screw - Cap Hex. Hd.	26	9	8
256-304	Washer - Thrust	71	28	2	322-11	Screw - Cap Hex. Hd.	65	30	1
256-304	Washer - Thrust	78	29	4	322-11	Screw - Cap Hex. Hd.	78	1	1
256-304	Washer - Thrust	82	6	8	322-13	Screw - Cap Hex. Hd.	40	76	1
256-304	Washer - Thrust	83	40	4	322-17	Screw - Cap Hex. Hd.	31	39	1
256-305	Washer - Thrust	76	16	2	323-4	Screw - Cap Hex. Hd.	6	21	4
256-305	Washer - Thrust	77	24	2	323-4	Screw - Cap Hex. Hd.	11	4	4
282-2	Clevis - Brake Rod	7	18	1	323-4	Screw - Cap Hex. Hd.	20	28	3
282-28	Clevis - Adjustable	14	6	2	323-4	Screw - Cap Hex. Hd.	37	25	2
283-1	Pin - Clevis	6	24	2	323-4	Screw - Cap Hex. Hd.	40	70	4
283-1	Pin - Clevis	7	24	1	323-4	Screw - Cap Hex. Hd.	65	21	4
283-2	Pin - Clevis	27	16	2	323-5	Screw - Cap, Hex. Hd.	92	1	12
283-2	Pin - Clevis	30	24	2	323-5	Screw - Cap, Hex. Hd.	93	1	12
283-15	Pin - Clevis	30	31	2	323-6	Screw - Cap Hex. Hd.	2	9	2
283-67	Pin - Clevis Arm End	14	5	1	323-6	Screw - Cap Hex. Hd.	21	18	4
283-70	Pin - Hitch	73	9	2	323-6	Screw - Cap Hex. Hd.	27	18	14
283-72	Pin - Lynch	1	3	1	323-6	Screw - Cap Hex. Hd.	37	23	4
285-17	Plug - Pipe	35	76	2	323-6	Screw - Cap Hex. Hd.	65	32	4
2812-4	Fitting - Reducer	38	15	2	323-6	Screw - Cap Hex. Hd.	68	3	2
302-2	Fitting - Grease	78	31	4	323-6	Screw - Cap Hex. Hd.	76	6	6
302-2	Fitting - Grease	31	5	1	323-6	Screw - Cap Hex. Hd.	77	19	6
302-2	Fitting - Grease	71	2	4	323-6	Screw - Cap Hex. Hd.	78	12	4
302-2	Fitting - Grease	74	20	1	323-6	Screw - Cap Hex. Hd.	40	60	1
302-2	Fitting - Grease	77	4	1	323-7	Screw - Cap Hex. Hd.	31	51	2
302-2	Fitting - Grease	82	4	4	323-7	Screw - Cap Hex. Hd.	4	16	4
302-2	Fitting - Grease	83	13	2	323-7	Screw - Cap Hex. Hd.	7	7	3
302-2	Fitting - Grease Str.	86	1	1	323-7	Screw - Cap Hex. Hd.	21	4	8
302-5	Fitting - Grease	6	3	2	323-7	Screw - Cap Hex. Hd.	38	41	4
302-5	Fitting - Grease	24	48	1	323-7	Screw - Cap, Hex. Hd.	91	19	4
302-5	Fitting - Grease	68	15	3	323-8	Screw - Cap Hex. Hd.	65	13	2
302-5	Fitting - Grease	70	1	1	323-9	Screw - Cap Hex. Hd.	1	22	2
302-5	Fitting - Grease	71	40	2	323-10	Screw - Cap Hex. Hd.	19	5	4
302-5	Fitting - Grease	72	13	2	323-15	Screw - Cap Hex. Hd.	73	17	16
302-5	Fitting - Grease	73	27	6	323-15	Screw - Cap Hex. Hd.	79	44	2
302-5	Fitting - Grease	74	33	2	323-15	Screw - Cap Hex. Hd.	83	23	32
302-5	Fitting - Grease	80	15	2	323-23	Screw - Cap Hex. Hd.	18	6	1
302-5	Fitting - Grease	82	22	2	323-34	Screw - Cap Hex. Hd.	38	8	7
302-5	Fitting - Grease	83	34	16	325-4	Screw - Cap Hex. Hd.	39	46	4
302-5	Fitting - Grease	87	2	1	325-5	Screw - Cap Hex. Hd.	4	30	3
302-10	Fitting - Grease 45_	86	*	1	325-6	Screw - Cap Hex. Hd.	21	20	4
302-33	Fitting - Grease	68	36	2	325-6	Screw - Cap Hex. Hd.	38	43	2
302-33	Fitting - Grease	81	18	4	325-6	Screw - Cap Hex. Hd.	68	46	12
302-39	Vent	27	25	2	325-6	Screw - Cap Hex. Hd.	71	22	12
304-46	Drain - Fuel Tank	18	13	1	325-7	Screw - Cap Hex. Hd.	31	12	2
304-46	Valve - Drain	38	14	1	325-7	Screw - Cap Hex. Hd.	27	46	4
321-2	Screw - Cap Hex. Hd.	6	10	1	325-7	Screw - Cap Hex. Hd.	74	16	1
321-2	Screw - Cap Hex. Hd.	30	17	8	325-8	Screw - Cap Hex. Hd.	74	24	1
321-2	Screw - Cap Hex. Hd.	36	4	16	325-8	Screw - Cap Hex. Hd.	77	8	1
321-2	Screw - Cap Hex. Hd.	90	14	1	325-15	Screw - Cap Hex. Hd.	73	6	4
321-2	Screw - Cap, Hex. Hd.	19	26	1	325-17	Screw - Cap Hex. Hd.	39	43	4
321-3	Screw - Cap Hex. Hd.	9	6	4	325-20	Screw - Cap Hex. Hd.	83	3	8
321-3	Screw - Cap Hex. Hd.	11	14	4	327-15	Screw - Cap Hex. Hd.	73	20	2
321-3	Screw - Cap Hex. Hd.	14	10	3	327-17	Screw Cap Hex. Hd.	83	26	8
321-3	Screw - Cap Hex. Hd.	65	3	3	327-22	Screw - Cap Hex. Hd.	27	27	16
321-4	Screw - Cap Hex. Hd.	6	5	1	327-24	Screw Cap Hex. Hd.	73	15	2
321-4	Screw - Cap Hex. Hd.	31	42	2	327-80	Seal - O-Ring	32	53	2
321-4	Screw - Cap Hex. Hd.	39	51	2	328-8	Screw - Cap Hex. Hd.	78	36	4
321-5	Screw - Cap Hex. Hd.	19	10	10	328-10	Screw - Cap Hex. Hd.	71	21	2
321-6	Screw - Cap Hex. Hd.	30	37	8	328-10	Screw - Cap Hex. Hd.	78	37	2
321-6	Screw - Cap Hex. Hd.	39	38	3	328-11	Screw - Cap Hex. Hd.	36	26	2

*Not Illustrated

PART NUMBER INDEX (Continued)

Part No.	Description	Pg. Ref.		Part No.	Description	Pg. Ref.	
		No.	Qty.			No.	Qty.
328-24	Screw - Cap Hex. Hd.	79	58 4	3253-2	Washer - Lock	38	21 16
328-26	Screw - Cap Hex. Hd.	78	28 12	3253-2	Washer - Lock	40	65 2
3210-7	Screw - Cap Hex. Hd.	31	40 1	3253-3	Washer - Lock	11	15 4
3213-2	Screw - Cap Hex. Hd.	21	22 4	3253-3	Washer - Lock	19	9 10
3217-6	Nut - Lock	21	19 4	3253-3	Washer - Lock	30	16 8
3217-7	Nut - Hex.	18	19 1	3253-3	Washer - Lock	31	46 2
3217-7	Nut - Hex.	31	34 1	3253-3	Washer - Lock	40	74 1
3217-7	Nut - Hex.	88	13 8	3253-5	Washer - Lock	88	21 8
3217-7	Nut - Lock	9	1 2	3253-7	Washer - Lock	21	21 8
3217-9	Nut - Hex.	31	14 2	3253-7	Washer - Lock	27	30 22
3217-9	Nut - Hex.	71	26 16	3253-7	Washer - Lock	31	13 2
3217-9	Nut - Jam	74	37 2	3253-7	Washer - Lock	71	25 16
3217-26	Nut - Lock	9	7 1	3253-7	Washer - Lock	88	43 4
3219-2	Nut - Hex.	31	29 1	3253-8	Washer - Lock	27	26 16
3219-5	Nut - Hex.	27	31 18	3253-8	Washer - Lock	86	14 1
3219-5	Nut - Hex.	88	42 4	3253-9	Washer - Lock	82	20 4
3219-7	Nut - Lock	82	19 4	3253-15	Washer - Lock	13	21 A/R
3219-14	Nut - Hex.	14	7 2	3253-21	Washer - Lock	2	10 2
3219-14	Nut - Hex.	20	17 1	3253-21	Washer - Lock	4	17 4
3219-14	Nut - Hex.	39	1 2	3253-21	Washer - Lock	9	2 2
3220-1	Nut - Jam	39	50 2	3253-21	Washer - Lock	11	19 4
3220-1	Nut - Jam	64	1 1	3253-21	Washer - Lock	18	5 2
3220-2	Nut - Jam	7	17 1	3253-21	Washer - Lock	19	6 4
3220-3	Nut	24	53 1	3253-21	Washer - Lock	20	29 3
3220-4	Nut - Bulkhead	25	12 8	3253-21	Washer - Lock	21	5 8
3220-5	Nut - Jam	9	19 1	3253-21	Washer - Lock	27	17 14
3220-7	Nut - Jam	82	12 4	3253-21	Washer - Lock	30	19 8
3220-22	Nut - Jam	81	4 4	3253-21	Washer - Lock	31	32 3
3230-22	Bolt - Carriage	2	20 1	3253-21	Washer - Lock	37	22 6
3230-22	Bolt - Carriage	88	12 2	3253-21	Washer - Lock	38	35 12
3231-22	Bolt - Carriage	86	7 6	3253-21	Washer - Lock	40	75 4
3231-25	Bolt - Carriage	76	20 2	3253-21	Washer - Lock	65	14 2
3231-25	Bolt - Carriage	77	9 2	3253-21	Washer - Lock	91	20 4
3231-28	Bolt - Carriage	74	12 2	3254-2	Washer - Lock	65	25 1
3231-28	Bolt - Carriage	84	27 4	3254-6	Washer - Lock	15	25 1
3231-30	Bolt - Carriage	31	33 1	3254-8	Washer	82	26 4
3233-9	Bolt - Carriage	76	9 3	3256-1	Washer - Flat	39	48 1
3233-9	Bolt - Carriage	77	30 3	3256-3	Washer - Flat	40	67 3
3233-9	Bolt - Carriage	83	22 12	3256-6	Washer - Flat	9	17 1
3233-27	Bolt - Carriage	74	42 1	3256-6	Washer - Flat	89	44 4
3233-28	Bolt - Carriage	83	12 6	3256-7	Washer - Flat	1	26 1
3233-29	Bolt - Carriage	83	11 2	3256-22	Washer - Flat	4	44 1
3233-30	Bolt - Carriage	75	59 1	3256-22	Washer - Flat	11	12 4
3233-30	Bolt - Carriage	84	22 6	3256-22	Washer - Flat	13	2 8
3234-5	Screw - Cap Hex. Hd.	1	11 4	3256-22	Washer - Flat	26	11 2
3234-7	Screw - Hex. Flange Hd.	88	35 11	3256-23	Washer	12	2 4
3234-7	Screw - Hex. Washer Hd.	11	2 11	3256-23	Washer - Flat	2	16 4
3234-11	Screw - Cap Hex. Hd.	88	20 8	3256-23	Washer - Flat	24	68 2
3234-12	Screw - Hex. Flange Hd.	68	10 2	3256-23	Washer - Flat	26	24 1
3234-12	Screw - Hex. Flange Hd.	75	53 4	3256-24	Washer - Flat	30	27 4
3234-12	Screw - Hex. Washer Hd.	84	2 8	3256-24	Washer - Flat	37	24 6
3234-13	Screw - Hex. Flange Hd.	31	36 4	3256-24	Washer - Flat	65	15 2
3234-13	Screw - Hex. Washer Hd.	7	19 2	3256-24	Washer - Flat	86	16 A/R
3234-13	Screw - Hex. Washer Hd.	18	8 1	3256-26	Washer - Flat	4	29 3
3234-14	Screw - Cap Hex. Hd.	6	18 3	3256-26	Washer - Flat	14	13 1
3234-14	Screw - Cap Hex. Hd.	9	12 1	3256-26	Washer - Flat	27	45 4
3234-14	Screw - Cap Hex. Hd.	11	25 2	3256-26	Washer - Flat	40	54 8
3234-14	Screw - Cap Hex. Hd.	37	11 6	3256-27	Washer - Flat	1	24 1
3234-14	Screw - Hex. Flange Hd.	10	5 4	3256-56	Washer - Flat	24	67 2
3234-14	Screw - Hex. Flange Hd.	15	8 6	3256-56	Washer - Flat	26	21 8
3234-14	Screw - Hex. Flange Hd.	23	25 4	3256-56	Washer - Flat	38	47 2
3234-14	Screw - Hex. Flange Hd.	26	2 6	3256-56	Washer - Flat	78	40 3
3234-14	Screw - Hex. Washer Hd.	4	25 8	3258-19	Screw - Machine	39	14 2
3234-14	Screw - Hex. Washer Hd.	39	20 4	3269-6	Washer - Backup	36	33 22
3234-17	Screw - Hex. Flange Hd.	65	6 4	3269-15	Rivet - Pop	36	32 22
3234-23	Screw - Cap Hex. Hd.	1	23 6	3269-25	Rivet - Pop	25	1 4
3234-28	Screw - Hex. Flange Hd.	23	10 2	3269-25	Rivet - Pop	74	29 8
3245-31	Screw - Set	9	8 1	3269-25	Rivet - Pop	76	1 4
3245-32	Screw - Set	9	26 1	3269-25	Rivet - Pop	77	1 4
3249-11	Screw - Cap Hex. Hd.	31	30 2	3269-25	Rivet - Pop	84	17 16
3249-11	Screw - Machine	6	26 2	3272-1	Pin - Cotter	14	9 3
3250-27	Screw - Truss Hd.	76	5 2	3272-1	Pin - Cotter	15	4 6
3250-27	Screw - Truss Hd.	77	14 2	3272-5	Pin - Cotter	4	43 1
3253-2	Washer - Lock	20	16 1	3272-5	Pin - Cotter	6	6 1

* Not Illustrated

PART NUMBER INDEX (Continued)

Part No.	Description	Pg. Ref.		Part No.	Description	Pg. Ref.	
		No.	Qty.			No.	Qty.
3272-6	Pin - Cotter	6	9 2	3296-68	Nut - Lock	71	1 2
3272-6	Pin - Cotter	9	22 1	3296-68	Nut - Lock	83	14 2
3272-6	Pin - Cotter	15	10 2	3296-68	Nut Lock	78	35 2
3272-6	Pin - Cotter	27	14 2	32103-3	Nut - Wing	38	33 2
3272-6	Pin - Cotter	30	22 2	32104-16	Screw - Tapping	12	7 4
3272-6	Pin - Cotter	39	47 1	32105-1	Screw - Cap Hex. Hd.	12	17 2
3272-6	Pin - Cotter	65	4 1	32105-1	Screw - Hex. Socket Hd.	11	7 2
3272-7	Pin - Cotter	9	23 2	32105-1	Screw - Machine	74	27 8
3272-7	Pin - Cotter	74	45 1	32105-1	Screw - Machine	76	11 4
3272-10	Pin - Cotter	7	16 1	32105-1	Screw - Machine	77	16 4
3272-10	Pin - Cotter	9	18 1	32105-1	Screw - Pan Hd.	84	21 16
3272-10	Pin - Cotter	30	26 2	32105-13	Screw - Hex. Hd.	11	8 6
3272-12	Pin - Cotter	7	6 1	32107-11	Nut - Square	39	27 2
3272-12	Pin - Cotter	68	34 6	32108-103	Screw - Flat Hd.	74	18 4
3272-12	Pin - Cotter	71	35 2	32108-103	Screw - Machine Flat Hd.	23	40 4
3272-12	Pin - Cotter	81	2 4	32108-103	Screw - Machine Flat Hd.	78	25 4
3272-12	Pin - Cotter	68	26 2	32108-103	Screw - Machine Flat Hd.	82	9 4
3272-13	Pin - Cotter	71	18 4	32120-22	Ring - Retaining Internal	27	24 2
3272-23	Pin - Cotter	78	24 2	32120-47	Ring - Retaining	71	31 2
3272-33	Pin - Cotter	30	18 8	32120-47	Ring - Retaining	81	14 16
3274-7	Screw - Cap Socket Hd.	91	15 4	32120-64	Ring - Retaining	1	25 2
3274-20	Screw - Cap, Socket Hd.	31	11 2	32120-72	Ring - Retaining	74	21 1
3274-50	Screw - Hex. Socket Hd.	23	15 1	32120-72	Ring - Retaining	77	5 1
3274-86	Screw - Cap Socket Hd.	11	11 4	32120-84	Ring - Retaining External	27	33 2
3290-133	Screw - Round Hd.	12	1 4	32121-4	Pin - Roll	1	13 1
3290-133	Screw - Round Hd.	13	3 8	32121-4	Pin - Roll	2	18 1
3290-134	Screw - Cap Hex. Hd.	37	13 4	32121-6	Pin - Roll	76	18 2
3290-216	Washer - Bevel	38	25 4	32121-6	Pin - Roll	77	21 2
3290-216	Washer - Bevel	68	9 12	32121-34	Pin - Roll	70	18 1
3290-271	Rivet - Pop	38	46 4	32121-34	Pin - Roll	82	17 2
3290-307	Pin - Cotter, Hair	6	25 2	32121-49	Pin - Roll	81	17 2
3290-321	Screw - Cap Hex. Hd.	37	5 12	32121-110	Pin - Roll	68	4 1
3290-321	Screw - Cap Hex. Hd.	38	22 16	32121-110	Pin - Roll	71	23 2
3290-321	Screw - Cap Hex. Hd.	65	20 1	32121-110	Pin - Roll	78	27 2
3290-321	Screw - Hex. Washer Hd.	36	14 20	32121-110	Pin - Roll	83	17 2
3290-343	Pin - Cotter Hair	73	11 2	32121-110	Pin Roll	82	24 4
3290-378	Tie - Cable	6	* 3	32122-53	Screw - Pan Head	1	7 4
3290-378	Tie - Cable	11	* 25	32122-53	Screw - Phil. Truss Hd.	11	9 4
3290-378	Tie - Cable	11	18 2	32128-19	Nut - Lock, Flange Hd.	1	21 2
3290-378	Tie - Cable	71	41 1	32128-20	Nut - Flange Lock	4	22 2
3290-378	Tie - Cable	75	* 2	32128-20	Nut - Flange Lock	11	27 2
3290-378	Tie - Cable	79	* 3	32128-20	Nut - Flange Lock	38	19 5
3290-378	Tie - Cable	84	* 24	32128-20	Nut - Flange Lock	39	30 4
3290-378	Tie - Cable	89	50 30	32128-20	Nut - Flange Lock	88	32 13
3290-378	Tie-Cable	4	36 5	32128-20	Nut - Lock	6	17 3
3290-384	Pin - Lynch	73	1 2	32128-20	Nut - Lock	9	13 1
3290-384	Pin - Lynch	83	2 8	32128-20	Nut - Lock	26	38 4
3290-392	Nut - Lock	13	17 1	32128-20	Nut - Lock	74	19 4
3296-2	Nut - Flange Lock	36	12 20	32128-21	Nut - Flange Lock	31	2 2
3296-2	Nut - Flange Lock	37	7 12	32128-21	Nut - Flange Lock	74	10 6
3296-2	Nut - Flange Lock	65	24 1	32128-21	Nut - Flange Lock	76	10 6
3296-2	Nut - Lock	11	21 8	32128-21	Nut - Flange Lock	77	22 6
3296-2	Nut - Lock	12	15 2	32128-21	Nut - Flange Lock	84	4 12
3296-2	Nut - Lock	74	34 8	32128-21	Nut - Flange Lock	86	9 6
3296-2	Nut - Lock	76	2 6	32128-21	Nut - Lock	7	8 3
3296-2	Nut - Lock	77	10 6	32128-23	Nut - Flange Lock	4	34 3
3296-2	Nut - Lock	84	19 16	32128-23	Nut - Flange Lock	73	3 4
3296-3	Nut - Lock	30	29 2	32128-23	Nut - Flange Lock	74	35 4
3296-9	Nut - Lock	6	14 2	32128-23	Nut - Flange Lock	76	8 3
3296-9	Nut - Lock	31	37 2	32128-23	Nut - Flange Lock	77	26 4
3296-23	Nut - Lock	14	14 1	32128-23	Nut - Flange Lock	83	7 20
3296-29	Nut - Lock	1	12 4	32128-23	Nut - Flange Lock	84	25 6
3296-29	Nut - Lock	2	17 4	32128-23	Nut - Lock	68	8 12
3296-41	Nut - Lock	81	8 2	32128-25	Nut - Lock	30	20 2
3296-42	Nut - Keps	14	1 3	32128-43	Nut - Lock	73	19 16
3296-42	Nut - Lock	13	4 4	32128-43	Nut - Lock	83	25 32
3296-49	Nut - Lock	4	20 1	32128-45	Nut - Lock	83	8 8
3296-49	Nut - Lock	86	2 1	32136-2	Nut - Castle	68	41 2
3296-53	Nut - Lock	73	16 4	32136-2	Nut - Castle	81	1 4
3296-53	Nut - Lock	83	31 8	32136-2	Nut - Slotted	71	36 2
3296-54	Nut - Lock	1	4 4	32136-4	Nut - Castle	9	21 1
3296-54	Nut - Lock	11	31 2	32136-5	Nut - Castle	68	28 2
3296-59	Nut - Lock	30	35 2	32136-13	Nut - Castle	68	33 4
3296-68	Nut - Lock	68	11 1	32140-40	Screw - Cap Hex. Hd.	18	3 5

* Not Illustrated

PART NUMBER INDEX (Continued)

Part No.	Description	Pg. Ref.		Part No.	Description	Pg. Ref.	
		No.	Qty.			No.	Qty.
32144-1	Screw - Cap Hex. Hd.	88	16 14	340-65	Seal - O-Ring	38	28 3
32144-11	Screw - Hex. Flange Hd.	36	21 8	340-65	Seal - O-Ring	66	12 2
32144-11	Screw - Thread Forming	79	60 4	340-68	Fitting - Hydraulic Bulk. Tee	71	14 1
32144-39	Screw - Round Hd.	12	24 4	340-68	Fitting - Hydraulic Bulkhead	68	2 2
32144-64	Screw - Hex. Washer Hd.	4	13 4	340-70	Nut - Bulkhead	23	4 6
32144-69	Screw - Cap, Hex. Hd.	38	54 6	340-70	Nut - Bulkhead	69	48 2
32144-96	Screw - Mach. Round Hd.	4	42 3	340-70	Nut - Bulkhead	71	13 1
32149-2	Nut - Keps	7	20 2	340-70	Nut - Bulkhead	78	15 10
32149-2	Nut - Keps	9	4 4	340-74	Nut - Bulkhead	78	11 4
32149-2	Nut - Keps	15	7 2	340-77	Fitting - Hydraulic Elbow	71	19 2
32149-2	Nut - Keps	24	55 2	340-77	Fitting - Hydraulic Elbow	78	41 4
32149-2	Nut - Keps	36	2 16	340-78	Nut - Bulkhead	26	34 4
32149-2	Nut - Keps	37	16 16	340-79	Fitting - Hydraulic 90° Elbow	20	23 1
32149-2	Nut - Keps	39	33 5	340-82	Fitting - Hydraulic Elbow	27	4 2
32149-2	Nut - Keps	65	8 3	340-86	Fitting - Hydraulic Tee	15	15 2
32149-2	Nut - Keps	90	15 1	340-87	Fitting - Hydraulic Elbow	71	5 2
32149-2	Nut - Lock	88	39 8	340-91	Fitting - Hydraulic Straight	27	6 4
32149-7	Nut	37	30 4	340-92	Fitting - Hydraulic Straight	17	7 2
32149-7	Nut - Keps	11	23 3	340-92	Fitting - Hydraulic	24	56 1
32149-7	Nut - Keps	89	49 14	340-94	Tee - Hydraulic	17	35 1
32151-10	Ring - Retaining	68	14 2	340-97	Fitting	91	28 1
32151-10	Ring - Retaining	82	21 2	340-105	Fitting - Hydraulic Elbow	32	55 1
32151-32	Ring - Retaining	37	18 4	340-110	Fitting - Swivel	91	4 1
32151-48	Ring - Retaining	73	8 4	340-123	Fitting - Hydraulic	24	61 1
32151-100	Ring - Retaining	30	2 2	340-124	Fitting - Hydraulic Straight	38	16 2
32152-1	Nut - Lock	6	12 4	340-125	Fitting - Hydraulic	24	59 1
32152-1	Nut - Lock	7	2 2	340-126	Nut - Bulkhead	23	3 2
32152-1	Nut - Lock	23	36 1	340-127	Nut - Bulkhead	23	29 2
32152-1	Nut - Lock	23	42 4	340-128	Nut - Bulkhead	26	3 2
32152-1	Nut - Lock	26	13 11	340-129	Fitting - Hydraulic Elbow	66	13 1
32152-1	Nut - Lock	40	57 2	340-130	Fitting - Hydraulic Elbow	32	54 1
32152-1	Nut - Lock	65	26 2	340-131	Fitting - Hydraulic Elbow	31	16 1
32152-1	Nut - Lock	78	3 5	340-132	Fitting - Hydraulic Elbow	68	44 4
32152-1	Nut - Lock	82	7 4	340-133	Fitting - Hydraulic Straight	4	32 3
32152-2	Nut - Lock	21	16 4	340-134	Fitting - Hydraulic Elbow	31	48 1
32152-2	Nut - Lock	38	27 7	340-135	O-Ring	91	22 1
32152-2	Nut - Lock	65	22 4	340-135	Seal - O-Ring	21	7 2
32152-2	Nut - Lock	69	47 2	340-136	Seal - O-Ring	20	37 1
32152-2	Nut - Lock	78	5 6	340-139	Fitting - Hydraulic Elbow	27	43 2
32152-4	Nut - Lock	6	15 2	340-142	Fitting	91	24 1
32152-4	Nut - Lock	24	45 2	340-142	Fitting - Hydraulic Elbow	66	15 1
32152-4	Nut - Lock	26	12 6	340-142	Fitting - Hydraulic Elbow	74	4 2
32152-4	Nut - Lock	31	27 2	340-148	Fitting - Hydraulic Tee R.H.	27	* 1
32152-4	Nut - Lock	82	1 4	340-150	Cap - Hydraulic	20	38 1
32152-4	Nut Lock	78	23 3	353-375	Fitting - Hydraulic 90° Elbow	23	12 2
32153-3	Nut - Lock	31	44 1	353-431	Fitting - Hydraulic 45° Elbow	66	42 2
32153-5	Nut - Lock	38	26 4	353-566	Tee - Hydraulic	17	16 1
32153-5	Nut - Lock	39	41 8	353-781	Fitting - Fuel 90° Elbow	18	16 1
32153-6	Nut - Lock	71	20 2	353-781	Fitting - Fuel Elbow	63	3 2
32153-6	Nut - Lock	78	4 22	353-947	Cap - Fitting	25	2 8
32153-6	Nut Lock	36	24 2	353-988	Plug	66	39 4
340-2	Fitting	91	7 1	353-989	Plug	66	6 1
340-2	Fitting - Hydraulic Straight	15	23 3	353-990	Plug	66	34 1
340-2	Fitting - Hydraulic Straight	17	26 5	353-990	Plug - Hex Socket	91	11 1
340-2	Fitting - Hydraulic Straight	84	11 2	353-990	Plug - Hose	17	3 2
340-3	Fitting - Hydraulic Straight	15	13 2	353-991	Plug	66	31 30
340-3	Fitting - Hydraulic Straight	19	22 1	353-991	Plug - Hex. Socket	91	25 4
340-4	Fitting - Hydraulic Straight	17	23 2	353-991	Plug - Hole	17	12 8
340-8	Fitting - Hydraulic St. L.H.	27	10 1	353-992	Fitting - Flange	91	23 2
340-8	Fitting - Hydraulic Straight	84	6 4	353-992	Flange - Fitting	21	6 4
340-9	Fitting	91	17 1	353-994	Adapter	7	10 1
340-9	Fitting (Existing)	91	32 1	353-997	Fitting - Hydraulic Bulkhead	25	3 8
340-9	Fitting - Hydraulic Straight	66	18 7	354-32	Fitting	38	51 1
340-15	Fitting - Hydraulic Elbow	31	20 3	354-42	Flange - Half	21	10 2
340-18	Fitting	91	2 1	354-104	Ring - Backup	30	5 2
340-18	Fitting - Hydraulic 90° Elbow	20	6 2	354-105	Ring - Backup	30	10 2
340-22	Fitting - Hydraulic Tee	20	2 1				
340-65	Seal - O-Ring	20	22 1				

*Not Illustrated

TABLE OF CONTENTS

Description	Page	Description	Page
Seat Assembly	1	Crankcase Assembly	48
Seat Pivot & Bellows Assembly	2	Piston, Connecting Rod, Crankshaft & Flywheel	49
Seat Suspension Assembly	3	Oil Pump, Breather & Filter	50
Steering Tower Assembly	4	Flywheel Housing & Oil Pan Assembly	51
Power Steering Valve Assembly No. 69-1850	5	Intake & Exhaust Manifold Assembly	52
Steering Brake Assembly	6	Turbo Charger Assembly No. 70-6430	53
Service Brake Assembly	7	Turbo Charger Oil Pipe Assembly	54
Brake System Master Cylinder No. 69-2640	8	Fuel System Assembly	55-56
Traction Pedal & Cruise Control Assembly	9	Fuel Injection Pump Assembly	57-58
Tool Box Assembly	10	Governor Assembly	59-60
Control Box Assembly	11	Fuel Feed Pump Assembly No. 70-5700	61
Upper Control Panel Assembly	12	Air Cleaner Assembly No. 69-1890	62
Lower Control Panel Assembly	13	Fuel Filter Assembly	63
Throttle Assembly	14	Solenoid Valve Assembly No. 69-4330	64
Lift Valve Installation Assembly	15	Battery Frame Assembly	65
Lift Valve Assembly No. 69-1780	16	PTO Manifold Assembly	66-67
Counterbalance Manifold Assembly	17	Rear Axle Assembly	68-69
Fuel Tank Assembly	18	Hydraulic Steering Cylinder	70
Hydraulic Tank Assembly	19	Front Lift Arm Assembly	71
Hydraulic Filter Assembly	20	Hydraulic Cylinder Assembly No. 69-2180	72
Hydraulic Pump Installation Assembly	21	Center Deck Model No. 30592	
Double Gear Pump No. 69-2050	22	Carrier Frame Assembly	73
Frame Assembly	23-24	Center Deck Model No. 30592	74-75
Hydraulic System Diagnostic Panel Assembly	25	Center Deck Model No. 30592	
Hydraulic Line Clamps Assembly	26	Left Wing Assembly	76
Front Wheel & Brake Assembly	27	Center Deck Model No. 30592	
Wheel Motor No. 69-3050	28	Ring Wing Assembly	77
Planetary Gear Drive Assembly No. 69-1730	29	Wing Deck Lift Assembly	78-79
Wheel Brake Assembly	30	Hydraulic Cylinder Assembly No. 74-2170	80
Variable Displacement Pump Installation	31-32	Wing Deck Latch Assembly	81
Gear Pump & Flow Divider No. 69-2220	33	Wing Deck Lift Arm Assembly	82
Variable Displacement Pump No. 69-3040	34-35	Wing Deck Model No. 30591 L.H. & 30593 R.H.	83
Cowl Assembly	36	Wing Deck Model No. 30591 L.H. & 30593 R.H.	
Hood Assembly	37	Drive Assembly	84
Radiator & Cooler Assembly	38	Hydraulic Motor Assembly	85
Engine Installation Assembly	39-40	Spindle Assembly	86
Starter & Alternator Installation Assembly	41	10" & 13" Segmented Tire Assemblies	
Starter Motor Assembly No. 70-5860	42	(Optional)	87
Alternator Assembly No. 70-5760	43	Road Kit Model No. 30594 (Optional)	88-90
Water Pump Assembly	44	Flow Combine Kit Model No. 30586	91
Timing Gear Case Assembly	45	Mulcher Kit - Front Decks, Model No. 30588	92
Rocker Cover & Cylinder Head Assembly	46	Mulcher Kit - Wing Decks, Model No. 30588	93
Valve & Camshaft Assembly	47	Numerical Parts Index	94-110