



Groundsmaster[®] 4100-D

Model No. 30411 - 240000401 and up.

Parts Catalog

Ordering Replacement Parts

To order replacement parts, please supply the part number, the quantity, and the description of each part desired.

Understanding Reference Numbers

Each identified part in an illustration has a reference number. The reference number for a part also appears in the parts list, along with other information about the part.

This catalog uses two special reference number formats, one to indicate parts in a service assembly and another to indicate the quantity of a given part in an illustration.

Service Assembly Reference Numbers

Parts in service assemblies have reference numbers in the form a:b. The a represents the reference number of the entire service assembly and the b represents a sequential number unique to each part within the service assembly.

For example, a wheel assembly might be identified by reference number 6, the tire by 6:1, the valve by 6:2, and the wheel by 6:3. When you order the assembly identified by reference number 6, you receive all parts identified by reference numbers 6:1, 6:2, and 6:3. However, you may also order any part individually. Reference numbers of this type appear in illustrations and in part lists.

Reference Numbers Indicating Quantity

In an illustration, if a reference number indicates more than one part, the reference number has the form nX y. The n represents the quantity of the part, the X is the multiplication symbol, and the y represents the reference number.

For example, in an illustration, the reference number 2X 37 means that two of the parts identified by reference number 37 are indicated.

Contents

Description	Page	Description	Page
Frame and Bumper Assembly	4	Axle Support Assembly Rear Axle Assembly No. 100-3784	59
Four Wheel Drive Manifold Assembly No. 100-3054	5	Bevel Gear Case Assembly Rear Axle Assembly No. 100-3784	60
Rear Axle and Tire Assembly	6	Bevel Gear Shaft Assembly Rear Axle Assembly No. 100-3784	61
Piston Motor Assembly No. 104-0764	7	Axle Case Assembly Rear Axle Assembly No. 100-3784	62
Hydraulic Cylinder Assembly	8	Axle Assembly Rear Axle Assembly No. 100-3784	63
Front Frame Assembly	9	Center Deck Assembly	64
Planetary Assembly No. 105-4588-03	11	Low Driven Spindle Assembly No. 104-3532	66
Brake Assembly No. 100-3069-03	12	Wing Lift Cylinder Assembly No. 107-0190	67
Front Piston Motor Assembly No. 105-7376	13	High Driven Spindle Assembly No. 104-3531	68
Power-Take-Off Manifold Assembly No. 106-2039	14	Castor Fork Assembly	69
Brake Assembly No. 100-3070-03	15	Break Away Link Assembly	70
Power-Take-Off Manifold Assembly No. 100-3055	16	Spindle Assembly	72
Power-Take-Off Manifold Assembly No. 105-4562	17	Deck Cover Assembly	73
Platform and Seat Base Assembly	18	Rear Discharge Baffle Assembly	74
Steering Tower Assembly	20	Crankcase Assembly	75
Steering Control Assembly No. 114-5074	22	Oil Pan Assembly	76
Traction Pedal and Linkage Assembly	23	Cylinder Head Assembly	77
Brake Pedal and Linkage Assembly	24	Gear Case Assembly	78
Fuel Tank, Battery and Roll-Over-Protection-System Assembly	25	Head Cover Assembly	79
Tool Box Assembly	26	Oil Filter Assembly	80
Control Console Assembly	28	Dipstick and Guide Assembly	81
Control Valve Assembly No. 69-1780	30	Oil Pump Assembly	82
Valve Assembly No. 104-0788	31	Breather Assembly	83
Front Deck Lift Arm and Cylinder Assembly	32	Main Bearing Case	84
Center Lift Cylinder Assembly No. 107-0189	34	Camshaft and Idler Gear Shaft Assembly	85
Gear Motor Assembly No. 99-5489	35	Piston and Crankshaft Assembly	86
Hood Assembly	36	Flywheel Assembly	87
Air Cleaner and Muffler Assembly	37	Fuel Camshaft and Governor Shaft Assembly	88
Air Cleaner Assembly No. 99-5410	38	Engine Stop Lever Assembly	89
Water / Fuel Filter Assembly No. 98-9305	39	Injection Pump Assembly	90
Radiator, Oil Cooler and Support Assembly	40	Injection Pump Component Parts Assembly	91
Engine and Mount Assembly	42	Governor Assembly	92
Fan Drive and Flywheel Assembly	43	Speed Control Plate Assembly	93
Hydraulic Reservoir and Filter Assembly	44	Nozzle Holder and Glow Plug Assembly	94
Filter Manifold Assembly No. 100-5558	45	Filter and Fuel Pump Assembly	95
Pump and Filter Installation Assembly	46	Alternator and Pulley Assembly	96
Pump Assembly	47	Alternator Component Parts Assembly	97
Gear Pump Assembly No. 105-7378	48	Starter Assembly	98
Control Assembly No. 93-6306	49	Starter Component Parts Assembly	99
Piston Pump Assembly No. 105-4567	50	Oil Switch / Thermometer and Plug Assembly	100
Traction Hydraulic Plumbing Assembly	52	Water Flange and Thermostat Assembly	101
Lift Arm Hydraulic Plumbing Assembly	53	Water Pump Assembly	102
Power-Take-Off Hydraulic Plumbing Assembly	54	Water Pipe Assembly	103
Steering Hydraulic Assembly	56	Fan Assembly	104
Bevel Pinion Shaft Assembly Rear Axle Assembly No. 100-3784	57	Valve and Rocker Arm Assembly	105
Differential Assembly Rear Axle Assembly No. 100-3784	58	Inlet Manifold Assembly	106
		Exhaust Manifold Assembly	107
		Turbo Charger Assembly	108
		Oil Pipe (Turbo Charger) Assembly	109
		Oil Cooler Assembly	110

Contents

Description	Page
Muffler Gasket and Glow Controller 111
Engine Operator Manual 112
Gasket Kit 113

Part Description Abbreviations

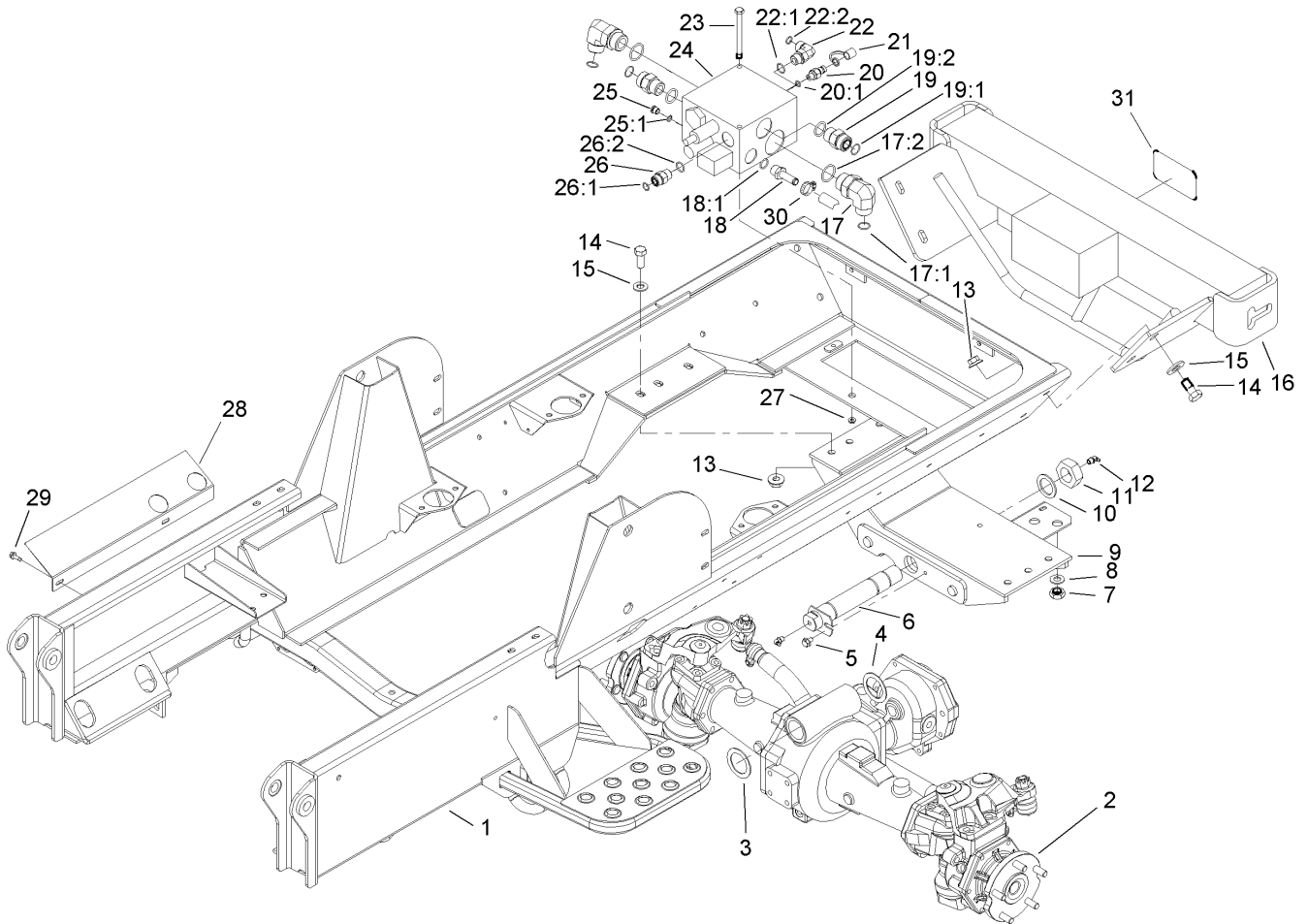
Part descriptions in this catalog may include the following abbreviations.

AR.	as required	HYD.	hydraulic
ASM.	assembly	LH.	left hand
BBC.	blade brake clutch	NI.	nylon insert
CARR.	carriage	NPTF.	national pipe thread fine
DEG.	degrees	PFH.	phillips flat head
EXT.	external	PPH.	phillips pan head
FH.	flat head	PPHTF.	phillips pan head thread forming
GA.	gauge	PRH.	phillips round head
HD.	heavy-duty	PTH.	phillips truss head
HF.	hex flange	PTO.	power-take-off
HH.	hex head	RH.	right hand
HHF.	hex head flange	ROPS.	roll-over protection system
HHFTF.	hex head flange thread forming	SFH.	slotted fillister head
HJ.	hex jam	SHH.	slotted hex head
HLH.	hex lag head	SHWH.	slotted hex washer head
HOC.	height-of-cut	SPH.	slotted pan head
HSBH.	hex socket button head	SQH.	square head
HSFH.	hex socket flat head	SRH.	slotted round head
HSH.	hex socket head	STD.	standard
HWH.	hex washer head	TAP.	self tapping
HWHTF.	hex washer head thread forming	TTH.	torx truss head

Footnotes

❶ Not illustrated

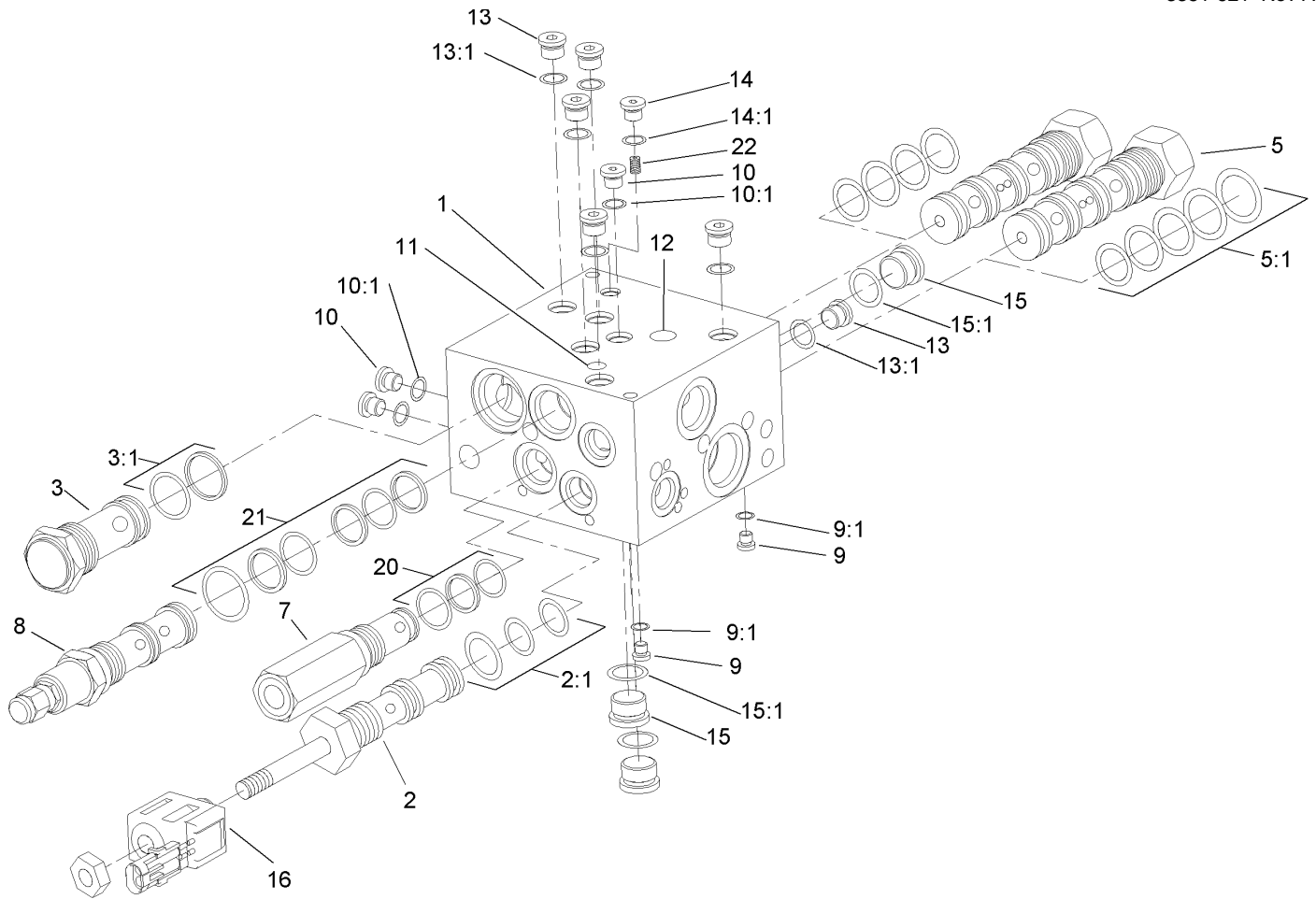
❷ Not serviced separately



Frame and Bumper Assembly

Ref	Part No.	Qty.	Description
1	105-7310-03	1	Frame ASM
2	100-3784	1	Drive Axle ASM
3	99-8431	2	Washer-Thrust
4	99-8432	2	Washer-Thrust
5	32144-14	1	Screw-HWHTF
6	98-7077	1	Pin-Axle, Rear
7	340-70	2	Nut-Lock
8	69-8940	2	Washer
9	107-0230-03	1	Rear Mount ASM
10	92-1765	1	Washer-Thrust
11	3296-68	1	Nut-Lock, NI
12	302-33	2	Fitting-Grease
13	32128-23	10	Nut-HF
14	325-5	10	Screw-HH
15	3256-26	10	Washer-Flat
16	106-4278-03	1	Bumper ASM
17	340-15	2	Fitting-HYD, 90 DEG
17:1	237-58	1	O-Ring
17:2	237-146	1	O-Ring
18	354-121	1	Fitting-Straight
18:1	237-79	1	O-Ring
19	340-9	2	Fitting-HYD, Straight
19:1	237-58	1	O-Ring
19:2	237-81	1	O-Ring

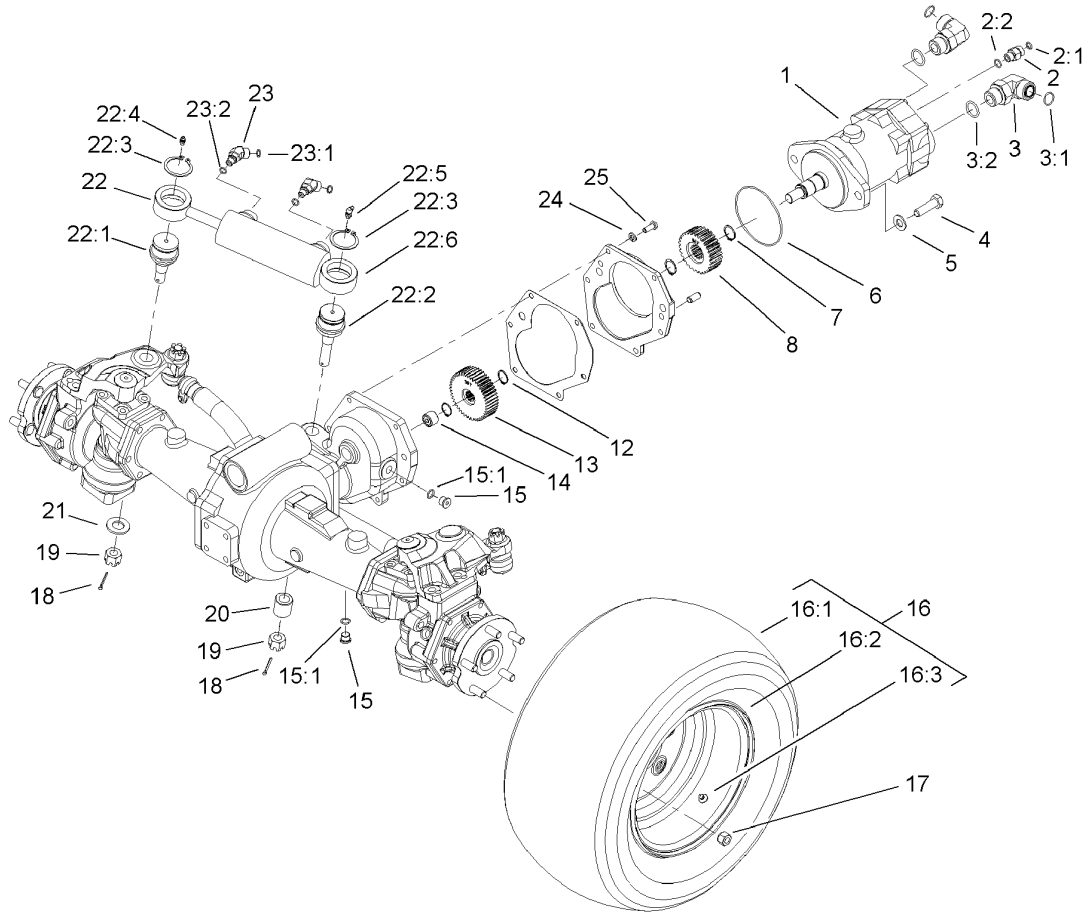
Ref	Part No.	Qty.	Description
20	354-77	1	Fitting-Quick
20:1	237-78	1	O-Ring
21	354-79	1	Cap-Dust
22	340-98	1	Fitting-HYD, 90 DEG
22:1	237-79	1	O-Ring
22:2	237-30	1	O-Ring
23	322-29	2	Screw-HH
24	100-3054	1	Manifold ASM
25	353-990	1	Plug
25:1	237-78	1	O-Ring
26	340-4	1	Fitting-HYD, Straight
26:1	237-30	1	O-Ring
26:2	237-79	1	O-Ring
27	104-8300	2	Nut-Flange, NI
28	104-3562-03	1	Shield-Splash
29	32104-95	2	Screw-HWH
30	2412-36	1	Clamp-Hose
31	67-1300	1	Decal



Four Wheel Drive Manifold Assembly No. 100-3054

Ref	Part No.	Qty.	Description
① 1		1	Manifold
2	104-8603	1	Valve-Solenoid
2:1	99-5505	1	Seal Kit
3	104-8604	1	Valve-Check
3:1	99-5506	1	Seal Kit
5	104-8605	2	Valve-Control
5:1	99-5507	1	Seal Kit
7	99-5508	1	Valve-Relief
8	99-5509	1	Valve-Reducing
9	353-991	2	Plug-Hex, Hollow
9:1	237-156	1	O-Ring
10	354-137	3	Plug
10:1	237-86	1	O-Ring
① 11		10	Plug-Expander
① 12		10	Plug-Expander
13	353-989	6	Plug-Hex, Hollow
13:1	237-42	1	O-Ring
14	353-990	1	Plug
14:1	237-78	1	O-Ring
15	354-70	3	Plug-Hex, Hollow
15:1	237-80	1	O-Ring
16	104-4264	1	Coil-Solenoid
20	99-5503	1	Seal Kit
21	104-4266	1	Seal Kit

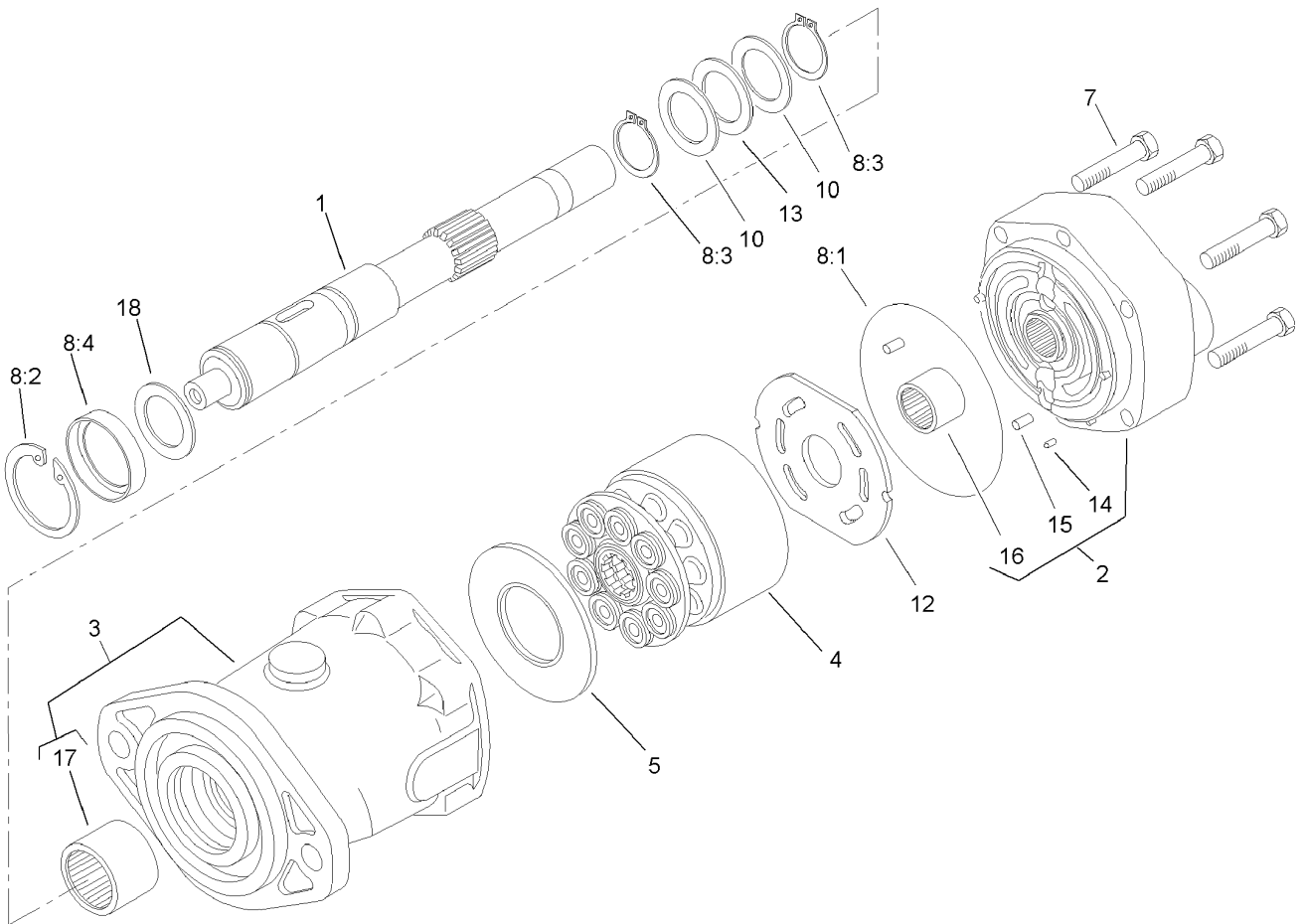
Ref	Part No.	Qty.	Description
22	106-6766	1	Plug-Orifice
① ① 23		2	Plug-Expander



Rear Axle and Tire Assembly

Ref	Part No.	Qty.	Description
1	104-0764	1	Motor-Piston
2	340-2	1	Fitting-HYD, Straight
2:1	237-22	1	O-Ring
2:2	237-42	1	O-Ring
3	340-142	2	Fitting-HYD, 90 DEG
3:1	237-58	1	O-Ring
3:2	237-81	1	O-Ring
4	325-7	2	Screw-HH
5	3256-26	2	Washer-Flat
6	237-166	1	O-Ring
7	32120-76	2	Ring-Snap, EXT
8	105-7447	1	Pinion-33T
12	32120-15	2	Ring-Snap, EXT
13	105-7446	1	Gear-39T
14	74-5700	1	Bearing-Needle, Roller
15	353-989	2	Plug-Hex, Hollow
15:1	237-42	1	O-Ring
16		2	Wheel And Tire ASM
16:1	94-5236	1	Tire
16:2	100-2582	1	Rim
16:3	232-27	1	Stem-Valve
17	93-5268	10	Nut-Lug
18	3272-12	2	Pin-Cotter
19	32136-14	2	Nut-SHH

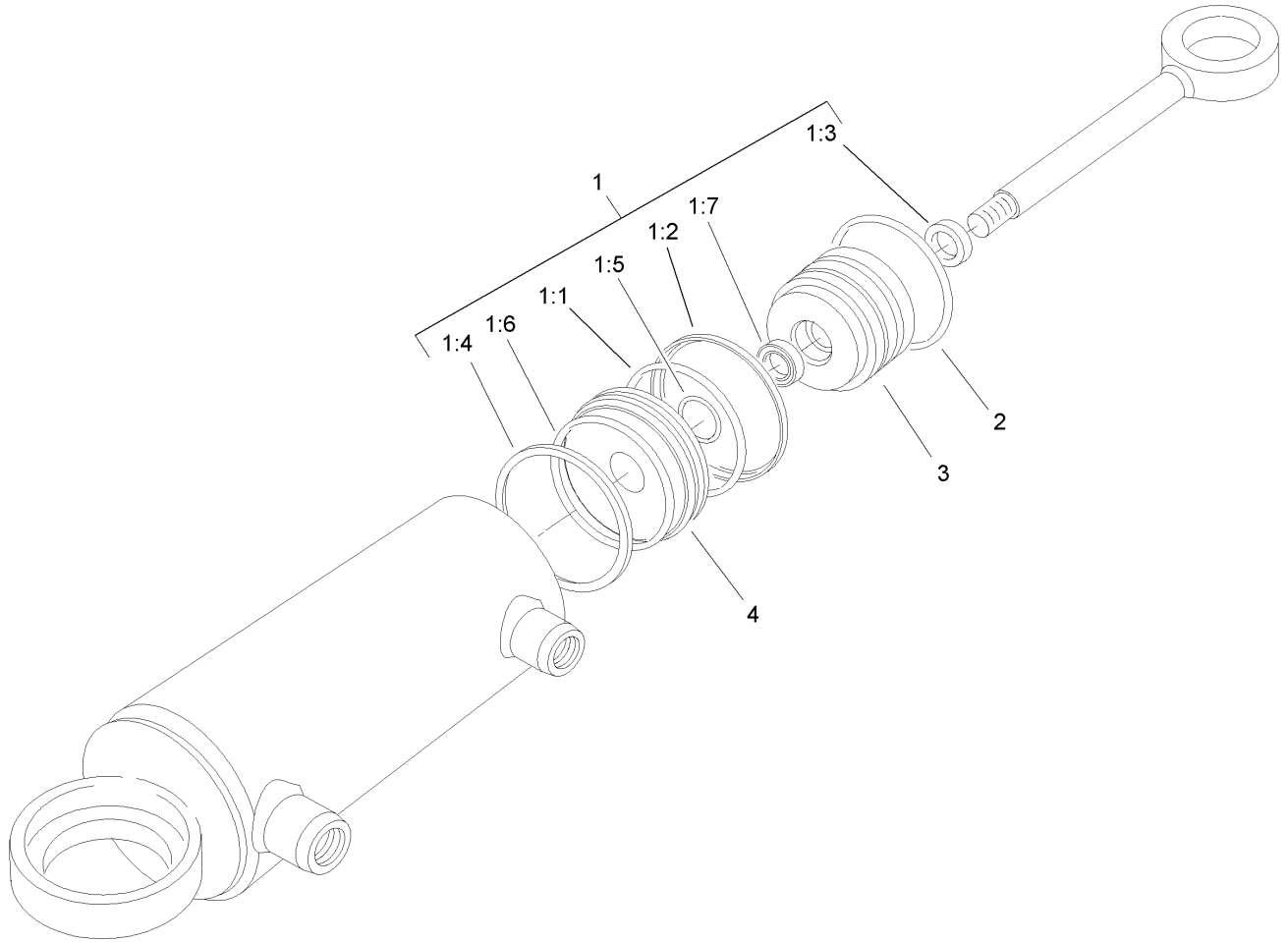
Ref	Part No.	Qty.	Description
20	100-3796	1	Spacer-Joint, Ball
21	92-5836	1	Washer
22	105-0775	1	Steering Cylinder ASM
22:1	106-6774	1	Joint-Ball
22:2	100-3795	1	Joint-Ball
22:3	32151-104	2	Ring-Retaining, External
22:4	302-5	1	Fitting-Grease
22:5	302-60	1	Fitting-Grease, 90 DEG
22:6		1	Cylinder-Steering
23	340-54	2	Elbow-45 DEG
23:1	237-22	1	O-Ring
23:2	237-78	1	O-Ring
24	3253-4	6	Washer-Lock
25	33114-020	6	Screw-HH



Piston Motor Assembly No. 104-0764

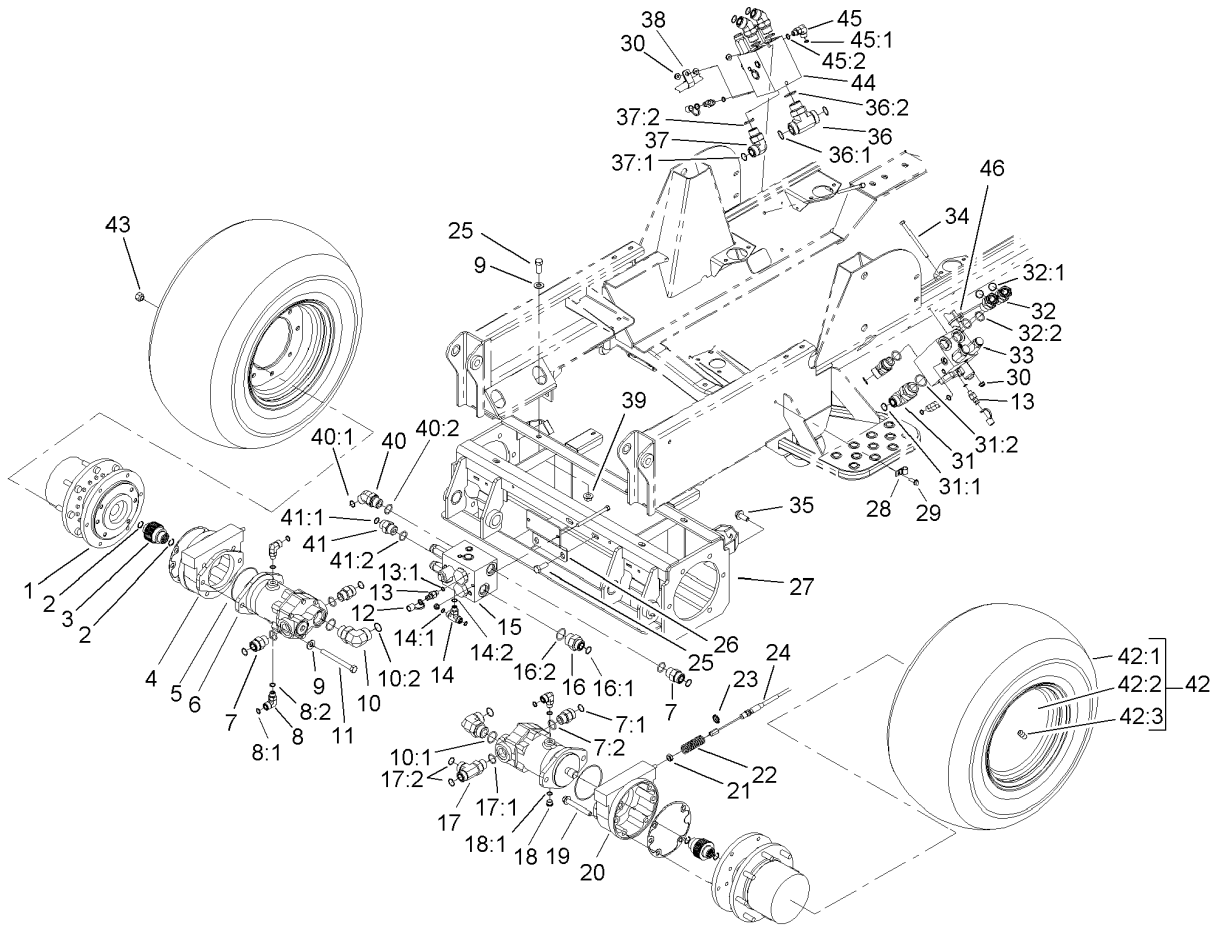
Ref	Part No.	Qty.	Description
1	105-2853	1	Shaft-Drive
2	105-2854	1	Backplate ASM
3	105-2855	1	Housing ASM
4	76-6910	1	Rotating Kit
5	76-6970	1	Insert-Plate, Cam
7	94-3002	6	Capscrew
8	106-6876	1	Seal Kit
8:1		1	Seal-Dust
8:2	76-7010	1	Ring-Retaining
8:3	76-7000	2	Ring-Retaining
8:4		1	Seal-Shaft
10	76-6950	2	Race-Thrust
12	94-3003	1	Plate-Valve
13	76-6960	1	Bearing-Thrust
14		3	Pin-Dowel
15		1	Pin-Dowel
16		1	Bearing-Needle
17		1	Bearing-Needle
18	60-6240	1	Washer

--	--	--	--



Hydraulic Cylinder Assembly

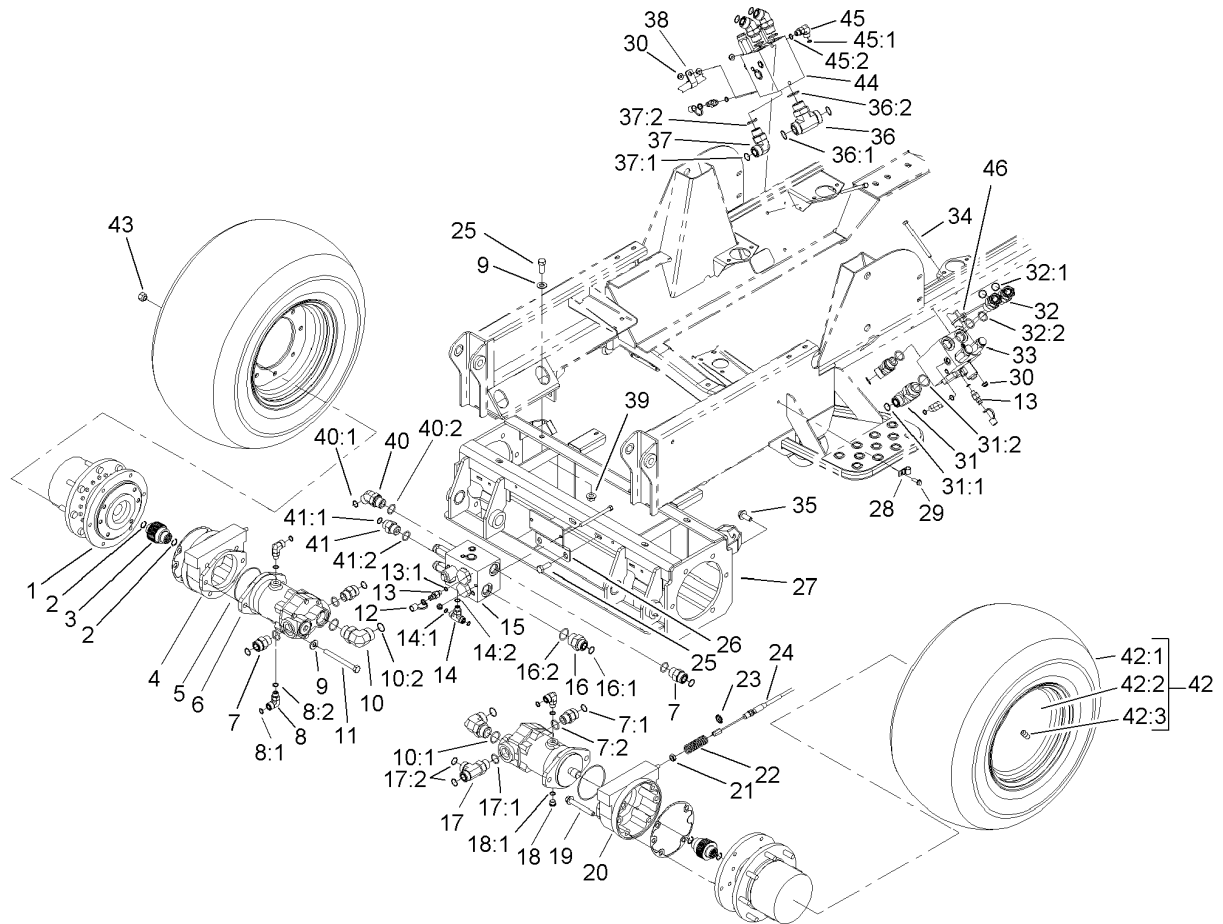
Ref	Part No.	Qty.	Description
1	107-0245	1	Seal Kit
②1:1		1	Seal-Dust
②1:2		1	Back-Up
②1:3		1	Wiper
②1:4		1	Seal ASM
②1:5		1	Seal-Dust
②1:6		1	Seal-Dust
②1:7		1	Seal ASM
②2		1	Ring-Retaining
②3		1	Head
②4		1	Piston



Front Frame Assembly

Ref	Part No.	Qty.	Description
1	105-4588-03	2	Planetary ASM
2	93-7972	4	Ring-Retaining, Internal
3	100-3046	2	Shaft-Brake, Splined
4	100-3069-03	1	Brake ASM
5	237-166	2	O-Ring
6	105-7376	2	Front Piston Motor ASM
7	340-9	4	Fitting-HYD, Straight
7:1	237-58	1	O-Ring
7:2	237-81	1	O-Ring
8	340-99	3	Fitting-HYD, 90 DEG
8:1	237-30	1	O-Ring
8:2	237-42	1	O-Ring
9	3256-26	10	Washer-Flat
10	340-129	2	Fitting-HYD, 90 DEG
10:1	237-146	1	O-Ring
10:2	340-65	1	O-Ring
11	33116-120	4	Screw-HH
12	354-79	3	Cap-Dust
13	354-77	3	Fitting-Quick
13:1	237-78	1	O-Ring
14	340-94	1	Adapter
14:1	237-22	2	O-Ring
14:2	237-42	1	O-Ring
15	106-2039	1	PTO Manifold ASM

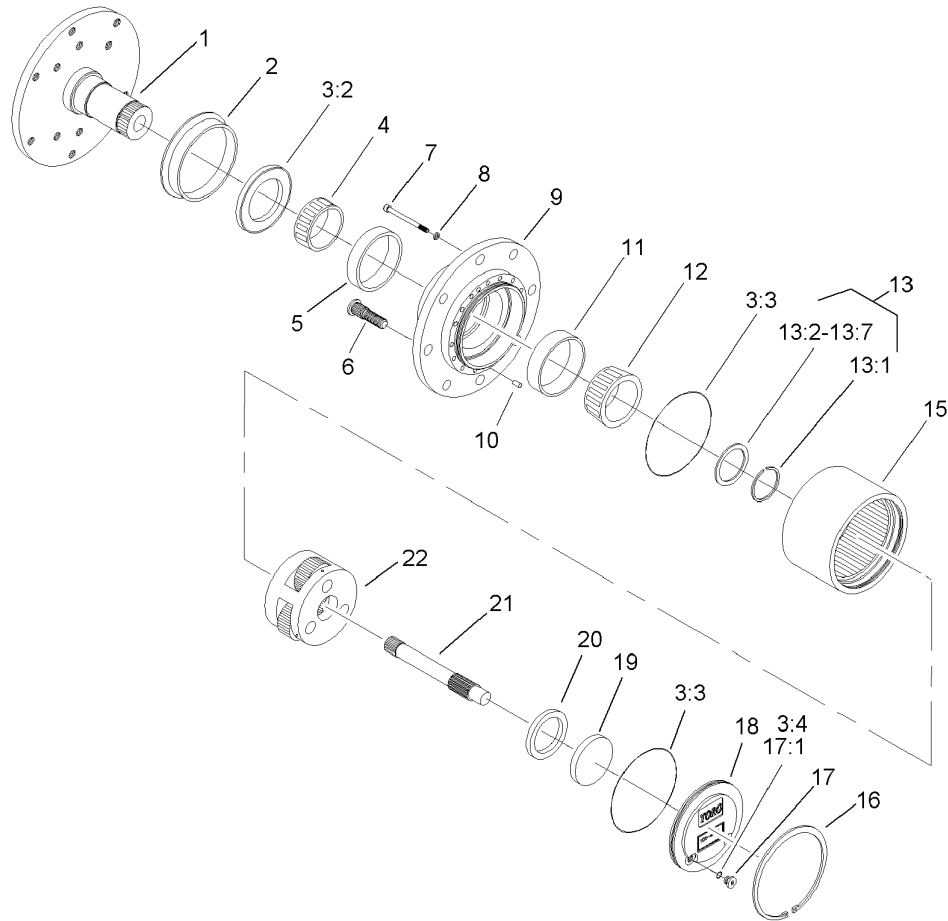
Ref	Part No.	Qty.	Description
16	340-91	1	Adapter
16:1	237-58	1	O-Ring
16:2	237-146	1	O-Ring
17	340-148	1	Fitting-Tee
17:1	237-81	1	O-Ring
17:2	237-58	2	O-Ring
18	353-989	1	Plug-Hex, Hollow
18:1	237-42	1	O-Ring
19	33106-090	8	Screw-HHF
20	100-3070-03	1	Brake ASM
21	3218-4	2	Nut-Jam
22	94-3088	2	Spring-Compression
23	94-3050	2	Plate-Spring
24	99-5501	2	Brake Cable ASM
25	325-6	6	Screw-HH
26	104-0746-03	1	Bracket-Manifold
27	105-7491-03	1	Front Frame ASM
28	2412-93	2	Clamp-R
29	32144-11	2	Screw-HWHTF
30	104-8300	7	Nut-Flange, NI
31	340-15	1	Fitting-HYD, 90 DEG
31:1	237-58	1	O-Ring
31:2	237-146	1	O-Ring
32	100-5530	5	Fitting-HYD, 45 DEG



Front Frame Assembly (continued)

Ref	Part No.	Qty.	Description
32:1	237-58	1	O-Ring
32:2	237-81	1	O-Ring
33	100-3055	1	PTO Manifold ASM
34	322-38	6	Screw-HH
35	33106-030	12	Screw-HHF
36	104-7501	1	Fitting-HYD
36:1	340-65	2	O-Ring
36:2	237-146	1	O-Ring
37	340-142	1	Fitting-HYD, 90 DEG
37:1	237-58	1	O-Ring
37:2	237-81	1	O-Ring
38	2412-81	1	Clamp-R
39	32128-23	8	Nut-HF
40	340-156	1	Fitting-HYD
40:1	237-65	1	O-Ring
40:2	237-81	1	O-Ring
41	340-8	1	Adapter
41:1	237-65	1	O-Ring
41:2	237-81	1	O-Ring
42		2	Tire And Wheel ASM
42:1	99-5434	1	Tire
42:2	99-5432	1	Rim
42:3	232-27	1	Stem-Valve
43	242-50	16	Nut-Lug

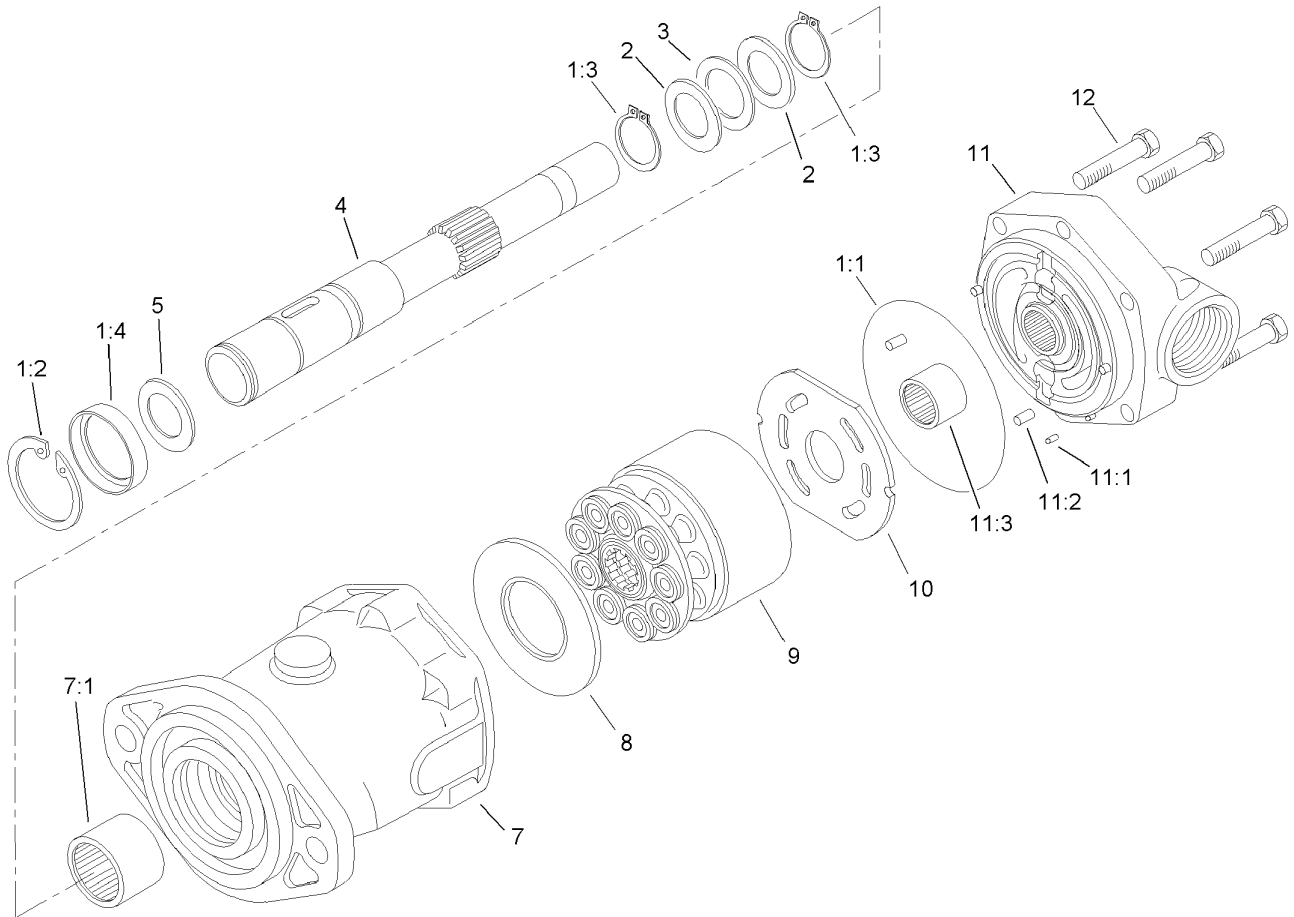
Ref	Part No.	Qty.	Description
44	105-4562	1	PTO Manifold ASM
45	340-77	2	Fitting-HYD, 90 DEG
45:1	237-22	1	O-Ring
45:2	237-42	1	O-Ring
46	3290-378	3	Tie-Cable



Planetary Assembly No. 105-4588-03

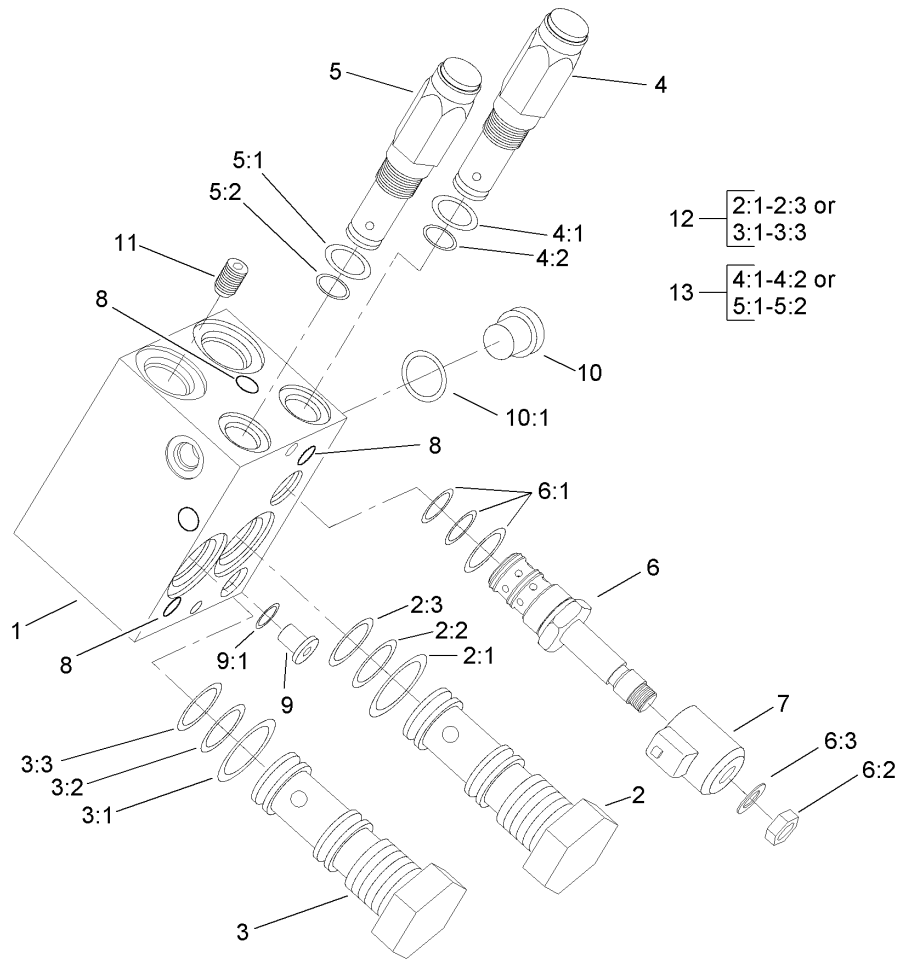
Ref	Part No.	Qty.	Description
1		1	Spindle
2	105-8122	1	Seal-Boot
3	105-8137	1	Seal Kit
3:2		1	Seal-Oil
3:3		2	O Ring-End Cap
3:4	237-78	2	O-Ring
4	105-8120	1	Bearing-Cone
5	105-8119	1	Bearing-Cup
6	105-8124	8	Stud-Wheel
7	105-8125	16	Bolt-Head, Socket
8	3253-18	16	Washer-Lock
9		1	Housing
10	105-8121	2	Pin-Dowel
11	105-8117	1	Bearing-Cup
12	105-8118	1	Bearing-Cone
13	105-8136	1	Shim Kit
13:1		1	Ring-Snap
13:2		1	Shim-Bearing, 2.9Mm
13:3		1	Shim-Bearing, 2.8Mm
13:4		1	Shim-Bearing, 2.7Mm
13:5		1	Shim-Bearing, 2.6Mm
13:6		1	Shim-Bearing, 2.5Mm
13:7		1	Shim-Bearing, 2.4Mm
15	105-8113	1	Gear-Ring

Ref	Part No.	Qty.	Description
16	105-8132	1	Ring-Retaining
17	353-990	2	Plug
17:1	237-78	1	O-Ring
18	105-8138	1	Cap-End
19	105-8135	1	Plug-Thrust
20	106-6864	1	Washer-Thrust
21	105-8116	1	Shaft-Drive
22	106-6865	1	Secondary Carrier ASM



Front Piston Motor Assembly No. 105-7376

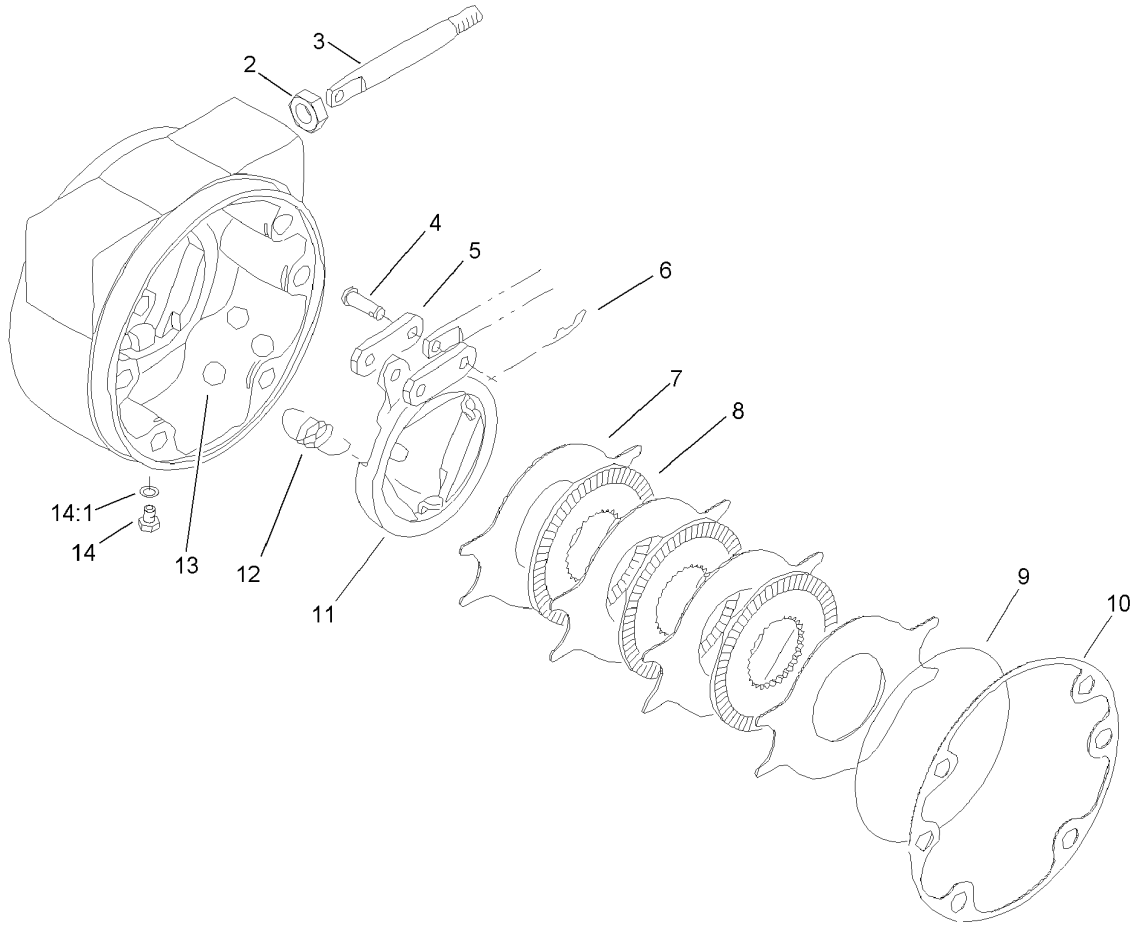
Ref	Part No.	Qty.	Description
1	106-6876	1	Seal Kit
②1:1		1	Seal-Dust
1:2	76-7010	1	Ring-Retaining
1:3	76-7000	2	Ring-Retaining
②1:4		1	Seal-Shaft
2	60-6160	2	Race
3	76-6960	1	Bearing-Thrust
4	106-6874	1	Shaft-Drive
5	60-6240	1	Washer
7	105-2852	1	Housing ASM
②7:1		1	Bearing-Needle
8	76-6970	1	Insert-Plate, Cam
9	106-6875	1	Rotating Kit
10	94-3003	1	Plate-Valve
11	105-2851	1	Backplate ASM
②11:1		3	Pin-Dowel
②11:2		1	Pin-Dowel
②11:3		1	Bearing-Needle
12	100-2550	6	Screw-Cap



Power-Take-Off Manifold Assembly No. 106-2039

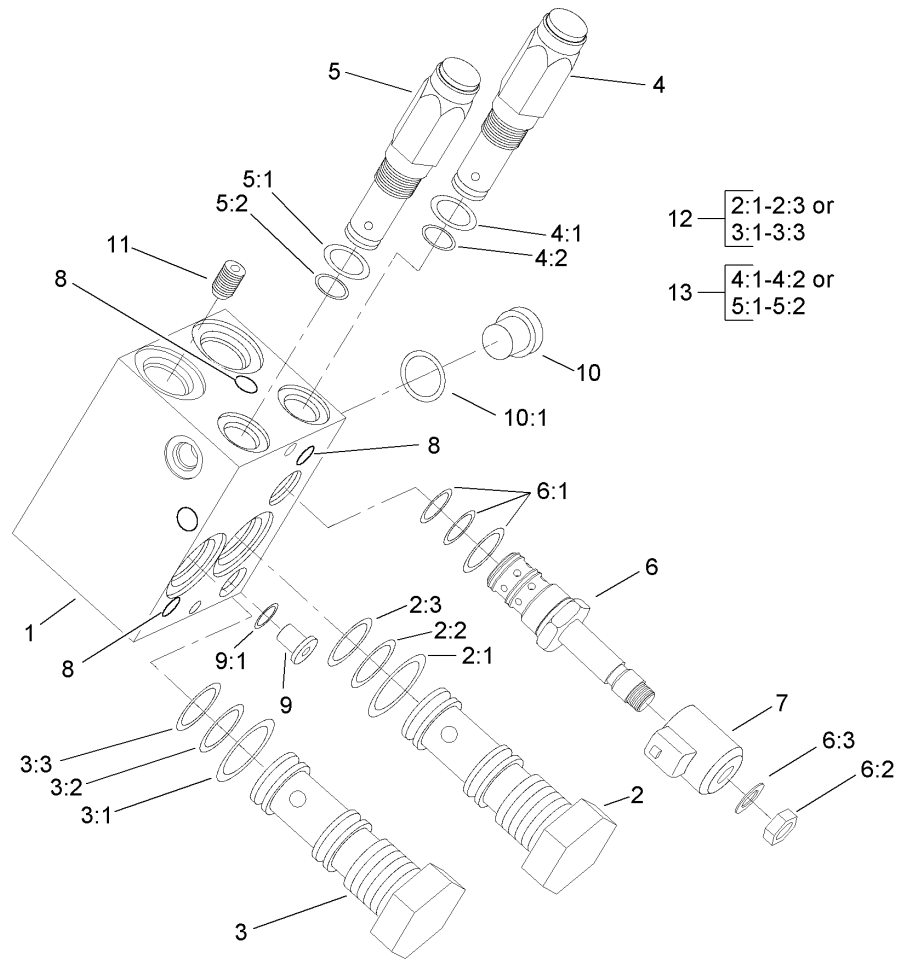
Ref	Part No.	Qty.	Description
①		1	Body
2	104-4297	1	Cartridge-Spool Logic
②2:1		1	Seal-Dust
②2:2		1	Seal-Dust
②2:3		1	Seal-Dust
3	104-4298	1	Cartridge-Spool Logic
③3:1		1	Seal-Dust
③3:2		1	Seal-Dust
③3:3		1	Seal-Dust
4	95-5635	1	Valve-Relief
④4:1		1	Seal-Dust
④4:2		1	Seal-Dust
5	104-4273	1	Cartridge-Relief, Pilot
⑤5:1		1	Seal-Dust
⑤5:2		1	Seal-Dust
6	95-5638	1	Valve-Solenoid
6:1	95-5917	1	Seal Kit
6:2	3220-4	1	Nut-Jam
6:3	108-1505	1	Seal-Washer
7	105-7340	1	Coil ASM
⑧		5	Plug (7 Mm)
9	353-990	1	Plug
9:1	237-78	1	O-Ring
10	353-988	1	Plug-Hex

Ref	Part No.	Qty.	Description
10:1	237-79	1	O-Ring
11	3246-17	1	Setscrew-HSH
12	95-5644	2	Seal Kit
13	95-5645	2	Seal Kit



Brake Assembly No. 100-3070-03

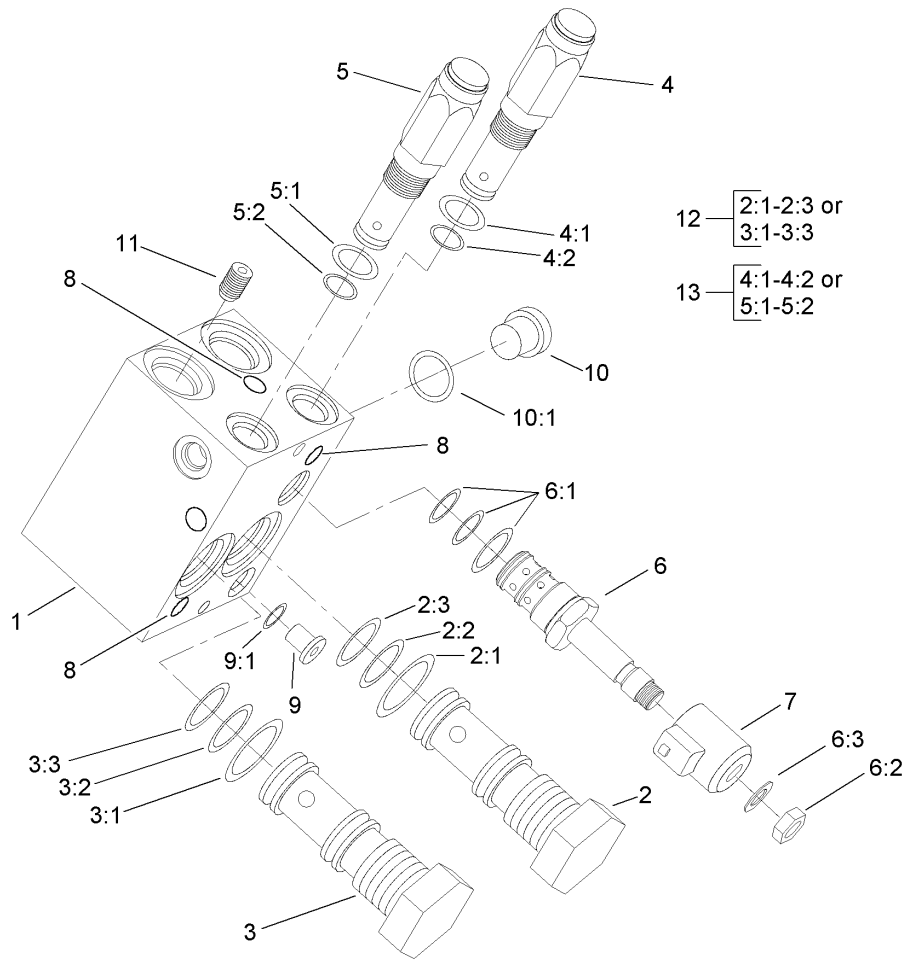
Ref	Part No.	Qty.	Description
2	93-7977	1	Seal
3	93-7978	1	Rod-Pull
4	93-7983	2	Pin-Clevis
5	93-7980	2	Link
6	93-7979	2	Pin-Hitch
7	93-7986	4	Disc-Stationary
8	104-4278	3	Disc-Rotating
9	93-7976	1	Ring-Retaining
10	93-7984	1	Gasket
11	104-4279	1	Actuator-Rotating
12	93-7987	3	Spring-Extension
13	93-7985	3	Ball
14	353-990	2	Plug
14:1	237-78	1	O-Ring



Power-Take-Off Manifold Assembly No. 100-3055

Ref	Part No.	Qty.	Description
①		1	Body
2	104-4297	1	Cartridge-Spool Logic
②2:1		1	Seal-Dust
②2:2		1	Seal-Dust
②2:3		1	Seal-Dust
3	104-4298	1	Cartridge-Spool Logic
③3:1		1	Seal-Dust
③3:2		1	Seal-Dust
③3:3		1	Seal-Dust
4	95-5635	1	Valve-Relief
④4:1		1	Seal-Dust
④4:2		1	Seal-Dust
5	104-4273	1	Cartridge-Relief, Pilot
⑤5:1		1	Seal-Dust
⑤5:2		1	Seal-Dust
6	95-5638	1	Valve-Solenoid
6:1	95-5917	1	Seal Kit
6:2	3220-4	1	Nut-Jam
6:3	108-1505	1	Seal-Washer
7	105-7340	1	Coil ASM
⑧8		5	Plug (7 Mm)
9	353-990	1	Plug
9:1	237-78	1	O-Ring
10	353-988	1	Plug-Hex

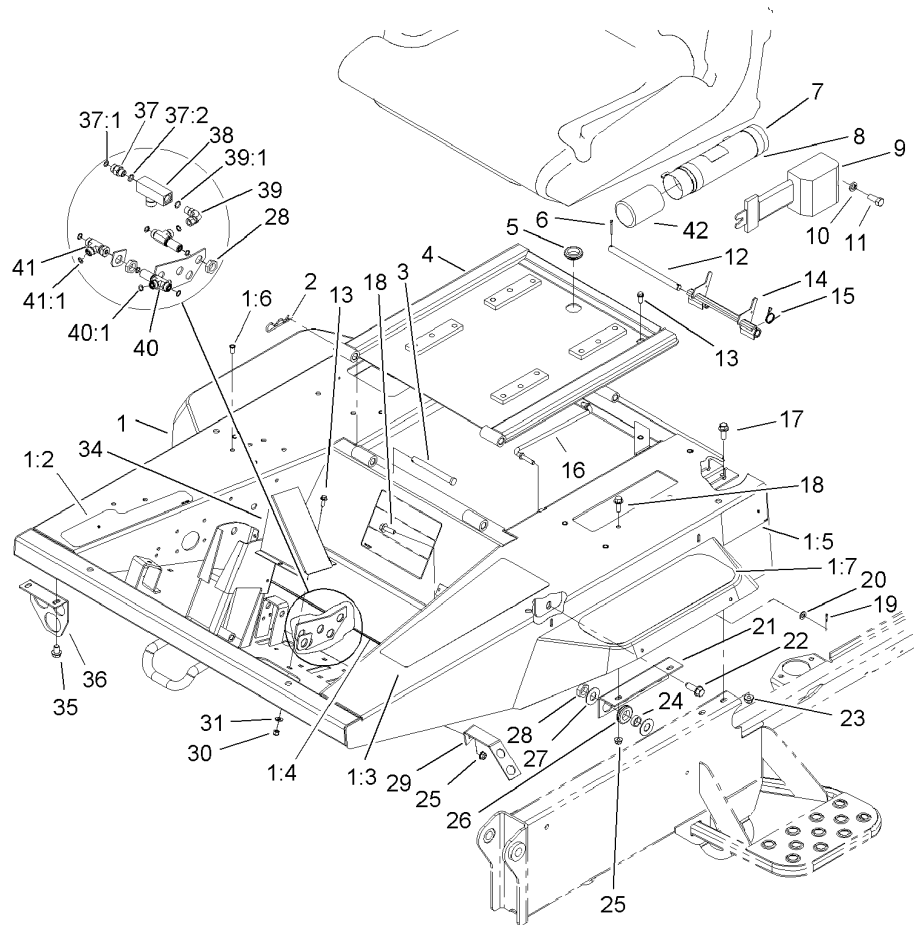
Ref	Part No.	Qty.	Description
10:1	237-79	1	O-Ring
11	104-4276	1	Plug-Orifice
12	95-5644	2	Seal Kit
13	95-5645	2	Seal Kit



Power-Take-Off Manifold Assembly No. 105-4562

Ref	Part No.	Qty.	Description
②1		1	Body
2	104-4297	1	Cartridge-Spool Logic
②2:1		1	Seal-Dust
②2:2		1	Seal-Dust
②2:3		1	Seal-Dust
3	104-4298	1	Cartridge-Spool Logic
③3:1		1	Seal-Dust
③3:2		1	Seal-Dust
③3:3		1	Seal-Dust
4	105-4564	1	Valve-Relief
④4:1		1	Seal-Dust
④4:2		1	Seal-Dust
5	104-4273	1	Cartridge-Relief, Pilot
⑤5:1		1	Seal-Dust
⑤5:2		1	Seal-Dust
6	95-5638	1	Valve-Solenoid
6:1	95-5917	1	Seal Kit
6:2	3220-4	1	Nut-Jam
6:3	108-1505	1	Seal-Washer
7	105-7340	1	Coil ASM
⑧8		5	Plug (7 Mm)
9	353-990	1	Plug
9:1	237-78	1	O-Ring
10	353-988	1	Plug-Hex

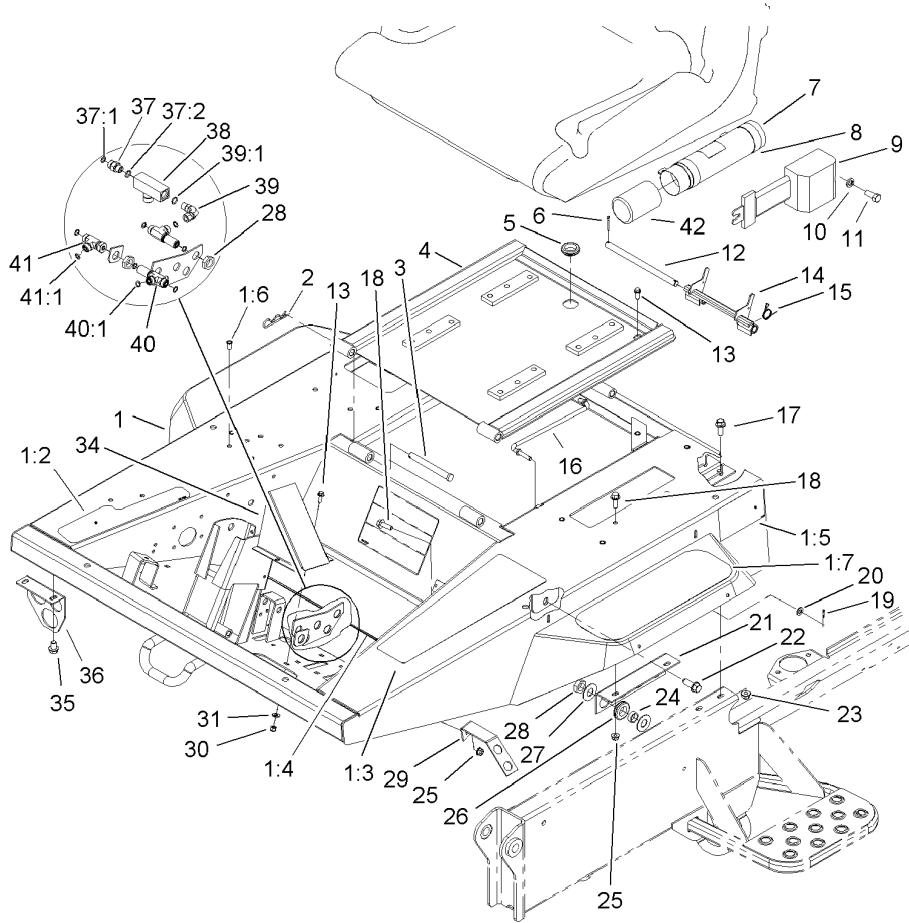
Ref	Part No.	Qty.	Description
10:1	237-79	1	O-Ring
11	104-4276	1	Plug-Orifice
12	95-5644	2	Seal Kit
13	95-5645	2	Seal Kit



Platform and Seat Base Assembly

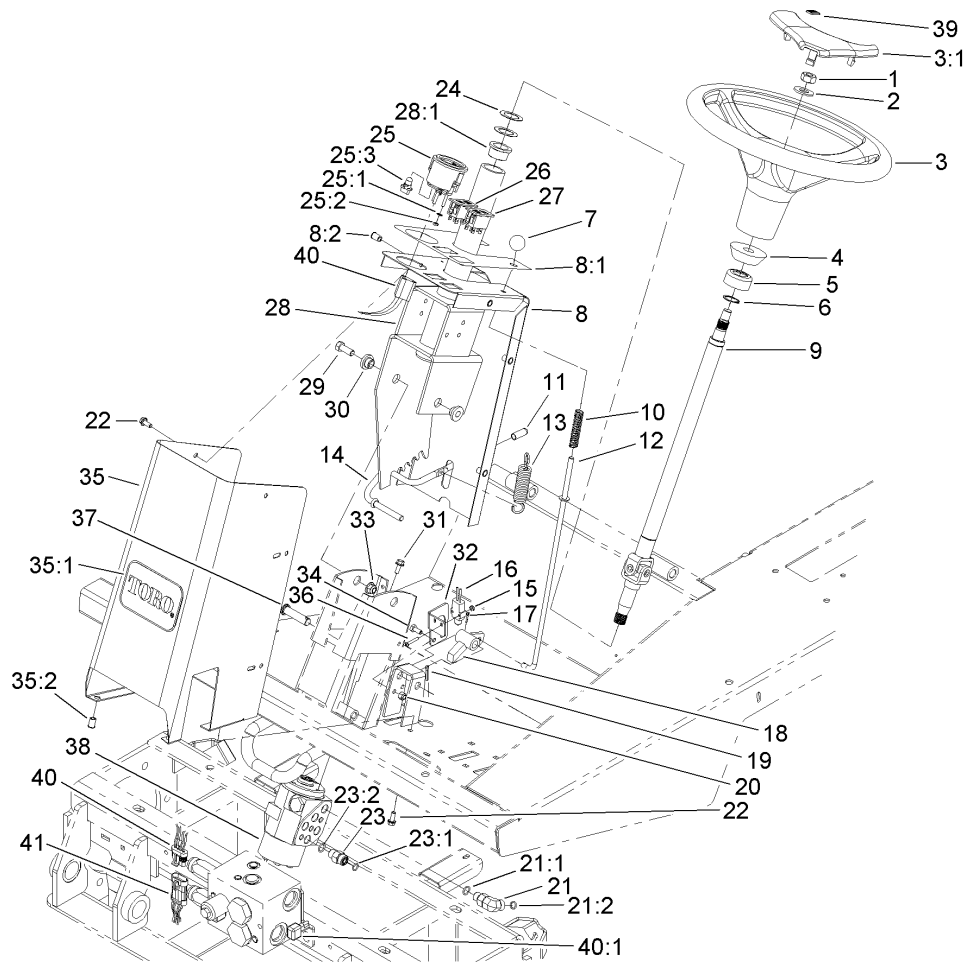
Ref	Part No.	Qty.	Description
1	105-7350	1	Platform ASM
1:2	104-3599	1	Decal-Pedal, Traction
1:3	93-5507	1	Abrasive-Platform
1:4	93-5349	2	Abrasive-Floor
1:5	94-8099	2	Decal
1:6	32148-6	14	Insert-Nut
1:7	105-7375	1	Abrasive-Platform
2	3290-355	2	Pin-Hair
3	93-5343	2	Pin-Clevis
4	100-3060-03	1	Seat Plate ASM
5	240-5	1	Grommet-Rubber
6	3272-11	2	Pin-Cotter
7	104-7050	1	Housing-Manual
8	2412-133	2	R-Clamp
9	100-4928	1	Belt-Seat
10	3253-6	2	Washer-Lock
11	3212-4	2	Screw-HH
12	93-5366	1	Shaft-Latch
13	3234-4	3	Screw-HHF
14	93-5363	1	Latch ASM
15	93-5367	1	Spring-Torsion
16	93-5338	1	Rod-Prop
17	3234-42	2	Screw-HHF
18	3234-29	3	Screw-HHF

Ref	Part No.	Qty.	Description
19	3272-5	2	Pin-Cotter
20	3256-23	2	Washer-Flat
21	100-3149-03	1	Bracket-Bulkhead
22	32144-67	2	Screw
23	104-8301	2	Nut-Flange, NI
24	69-8970	4	Spacer
25	104-8300	3	Nut-Flange, NI
26	240-4	4	Grommet-Rubber
27	69-8940	8	Washer
28	340-70	6	Nut-Lock
29	100-5500-03	1	Support
30	3296-42	2	Nut-Lock, NI
31	3256-22	2	Washer-Flat
34	100-3045-01	1	Cover-Tubes
35	32144-14	4	Screw-HWHTF
36	105-7489-01	1	Bracket-Bulkhead, RH
36	105-7373-01	1	Bracket-Bulkhead, LH
37	340-2	1	Fitting-HYD, Straight
37:1	237-22	1	O-Ring
37:2	237-42	1	O-Ring
38	98-9742	1	Valve-Control, Flow
39	340-110	1	Fitting-Swivel, 90 DEG
39:1	237-42	1	O-Ring
40	340-68	2	Fitting-Tee, Bulkhead



Platform and Seat Base Assembly (continued)

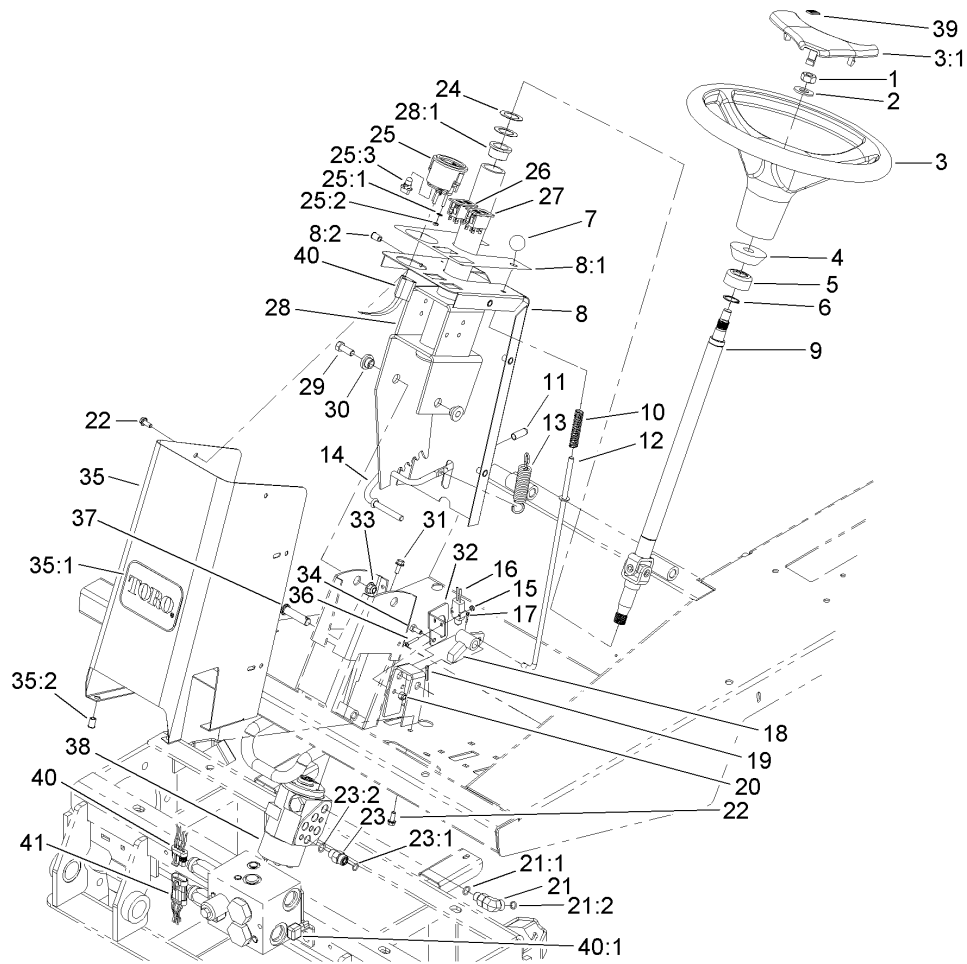
Ref	Part No.	Qty.	Description
40:1	237-22	3	O-Ring
41	340-115	1	Fitting-Tee
41:1	237-22	2	O-Ring
42	104-7048	1	Cap-Housing



Steering Tower Assembly

Ref	Part No.	Qty.	Description
1	93-5590	1	Nut-Hex
2	3256-27	1	Washer-Flat
3	98-1471	1	Wheel-Steering
3:1	98-1468	1	Cover-Wheel, Steering
4	93-5429	1	Collar-Foam
5	93-5439	1	Seal-Steering
6	32151-29	2	Ring-Retaining
7	93-5312	1	Knob
8	104-2274	1	Tower Cover ASM
8:1	104-2277	1	Decal-Tower
8:2	32148-6	6	Insert-Nut
9	93-5428	1	Steering Shaft ASM
10	71-8310	1	Spring-Compression
11	93-5446	1	Cap-Vinyl
12	104-8308	1	Rod ASM
13	93-5985	1	Spring-Extension
14	93-5989	1	Rod-Tilt
15	3296-9	2	Nut-Lock
16	99-3410	1	Switch
17	3272-5	1	Pin-Cotter
18	93-5276-03	1	Brake Pawl ASM
19	3272-10	1	Pin-Cotter
20	3296-42	2	Nut-Lock, NI
21	340-77	1	Fitting-HYD, 90 DEG

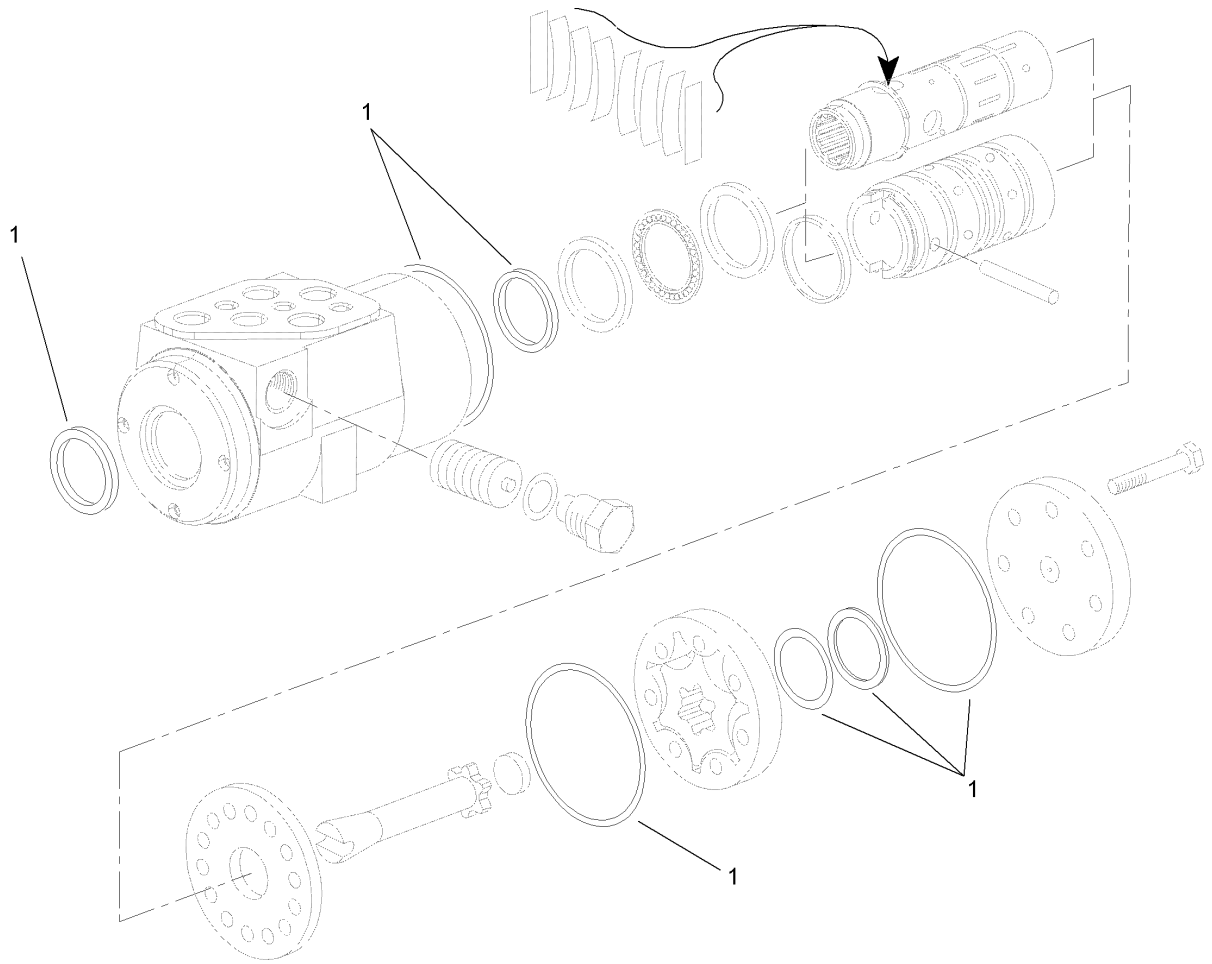
Ref	Part No.	Qty.	Description
21:1	237-22	1	O-Ring
21:2	237-42	1	O-Ring
22	3234-33	10	Screw-HHF
23	340-2	4	Fitting-HYD, Straight
23:1	237-22	1	O-Ring
23:2	237-42	1	O-Ring
24	9547	4	Washer-Thrust
25	98-9308	1	Gauge-Temperature
25:1	3254-1	3	Washer-Lock, Int
25:2	3217-27	3	Nut-Hex
25:3	105-9265	1	Bulb And Lamp ASM
26	100-8070	1	Lamp-Warning
27	100-8071	1	Lamp-Warning
28	104-8332	1	Steering Column ASM
28:1	256-132	2	Bushing-Flange
29	323-6	2	Screw-HH
30	93-5988	2	Hub-Pivot
31	33103-016	4	Screw-HHF
32	104-0128	1	Bracket-Switch
33	104-8301	2	Nut-Flange, NI
34	321-3	2	Screw-HH
35	100-3038	1	Steering Tower ASM
35:1	67-1300	1	Decal
35:2	32148-6	4	Insert-Nut



Steering Tower Assembly (continued)

Ref	Part No.	Qty.	Description
36	3250-35	2	Screw-PPH
37	283-5	1	Pin-Clevis
38	114-5074	1	Steering Control ASM
39	98-1459	1	Decal
40	105-7476	1	Harness-Wire, Front
40:1	100-4918	1	Diode
41	106-7160	1	Harness-Wire, Jumper
❶41:1	100-4918	1	Diode

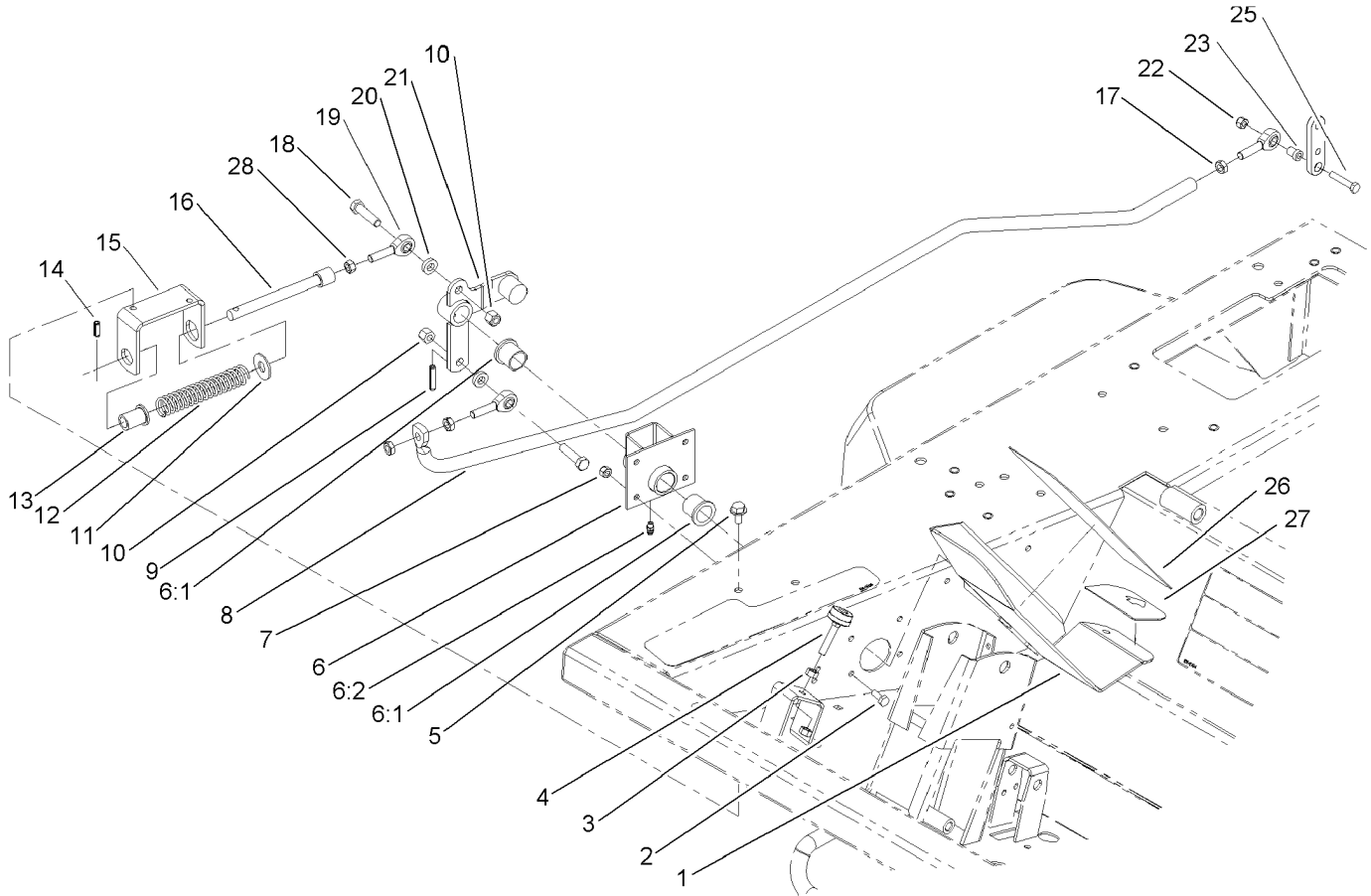
--	--	--	--



Steering Control Assembly No. 114-5074

Ref	Part No.	Qty.	Description
1	108-1519	1	Seal Kit

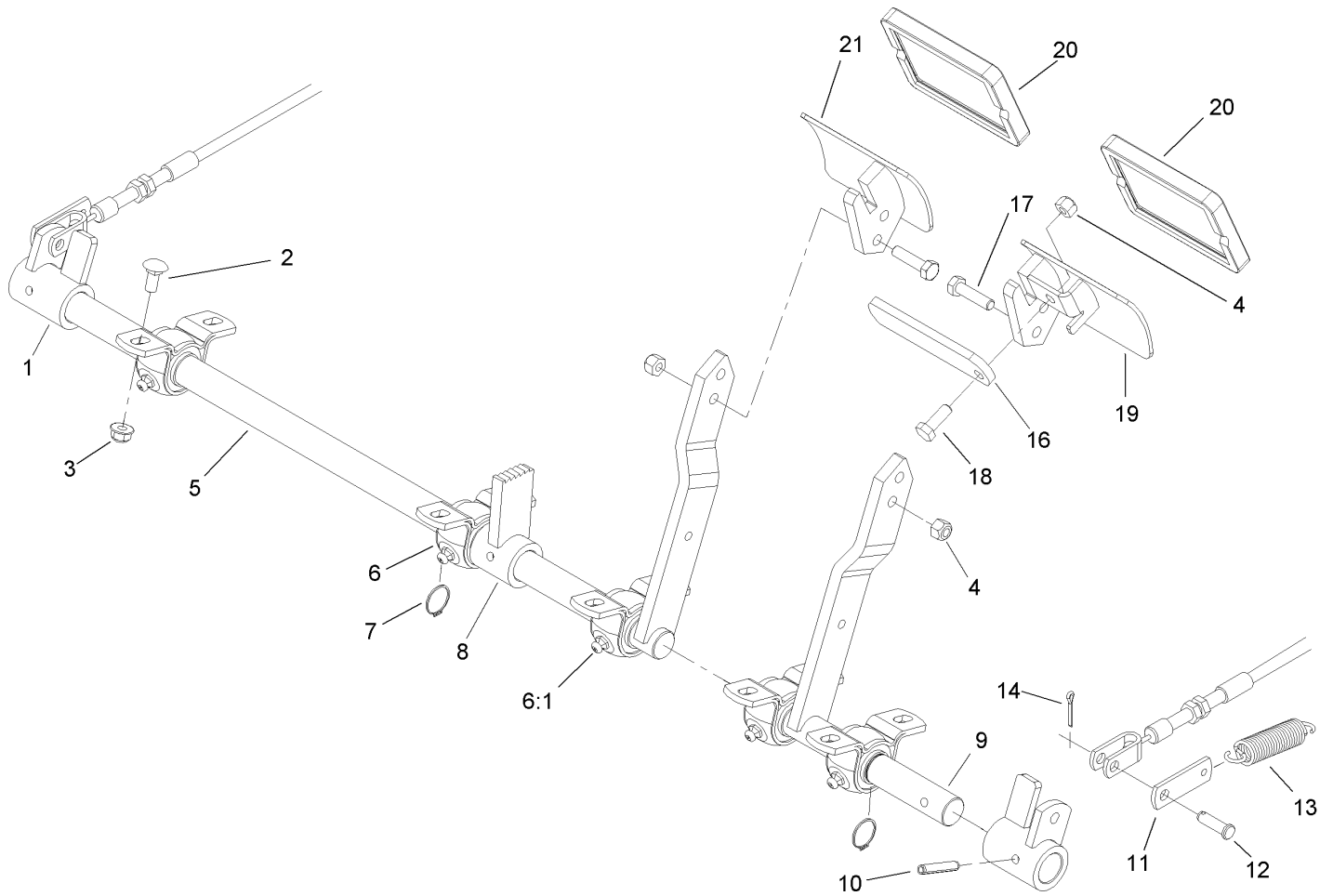
Ref	Part No.	Qty.	Description
-----	----------	------	-------------



Traction Pedal and Linkage Assembly

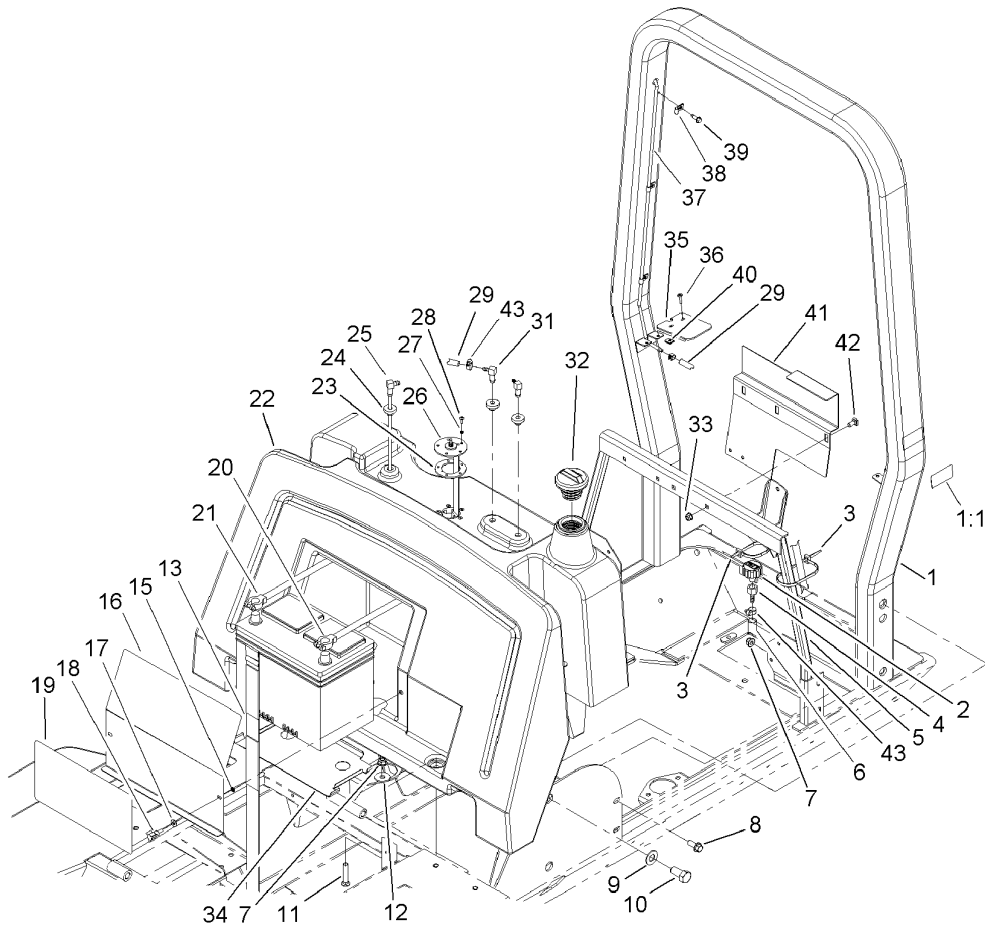
Ref	Part No.	Qty.	Description
1	93-5133-01	1	Traction Pedal ASM
2	321-4	4	Screw-HH
3	3217-6	2	Nut-Hex
4	32141-36	1	Screw-Adjustment, Level
5	32144-14	2	Screw-HWHTF
6	104-3565	1	Pedal Bracket ASM
6:1	256-10	2	Bushing-Flange
6:2	302-5	1	Fitting-Grease
7	3296-42	4	Nut-Lock, NI
8	100-3136-03	1	Rod-Traction
9	32121-9	1	Pin-Roll, Slotted
10	3296-39	2	Nut-Lock, NI
11	3256-5	1	Washer-Flat
12	84-9100	1	Spring
13	92-7610	1	Retainer-Spring
14	32121-11	1	Pin-Roll
15	100-3137-03	1	Bracket-Spring
16	92-7609	1	Shaft-Spring
17	3220-3	3	Nut-HJ
18	323-8	2	Screw-HH
19	2411-36	3	Bearing-End, Rod
20	80-7730	2	Spacer
21	100-3138	1	Lever-Traction
22	3296-42	1	Nut-Lock, NI

Ref	Part No.	Qty.	Description
23	104-7517	1	Spacer
25	321-9	1	Screw-HH
26	93-5347	1	Abrasive-Pedal
27	93-5368	1	Abrasive-Pedal
28	3219-3	1	Nut-Hex



Brake Pedal and Linkage Assembly

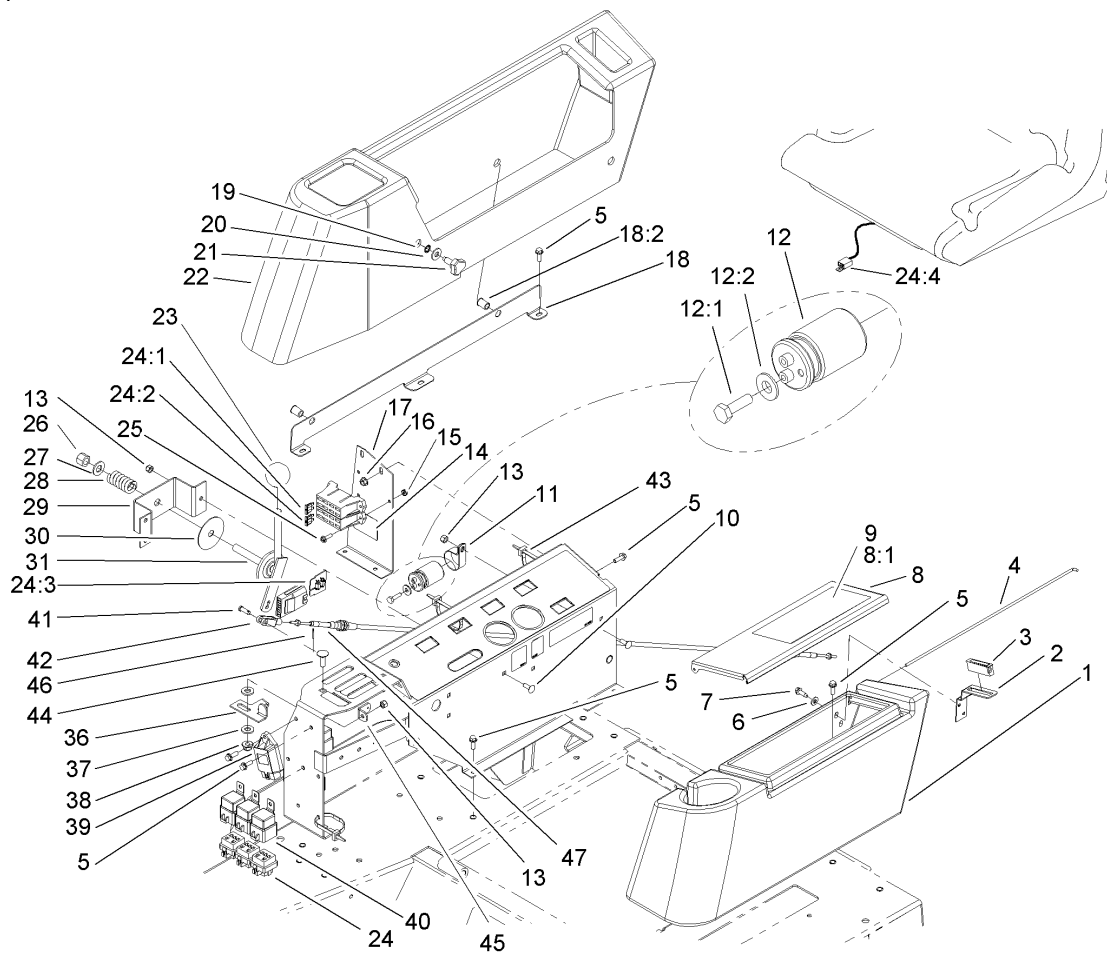
Ref	Part No.	Qty.	Description
1	100-3002-03	2	Brake Lever ASM
2	3230-1	10	Bolt-CARR
3	104-8300	10	Nut-Flange, NI
4	3296-29	5	Nut-Lock, NI
5	100-3000-03	1	RH Brake Arm ASM
6	93-4849	5	Bearing-Block, Pillow
6:1	302-5	1	Fitting-Grease
7	32151-83	3	Ring-Snap
8	93-5475-03	1	Brake Latch ASM
9	100-2997-03	1	LH Brake Arm ASM
10	32121-15	3	Pin-Roll
11	100-5540	2	Strap-Brake
12	283-61	2	Pin-Yoke
13	93-5262	2	Spring-Extension
14	3272-6	2	Pin-Cotter
16	93-5568	1	Arm-Lock
17	322-6	4	Screw-HH
18	322-4	1	Screw-HH
19	105-4553-03	1	LH Pedal ASM
20	93-8743	2	Footpad-Turn
21	105-4554-03	1	RH Pedal ASM



Fuel Tank, Battery and Roll-Over-Protection-System Assembly

Ref	Part No.	Qty.	Description
1	105-2849	1	ROPS ASM
1:1	105-2834	1	Decal-ROPS
2	68-6150	1	Breather
3	3290-378	2	Tie-Cable
4	354-95	1	Fitting-Straight
5	104-0714-03	1	Tank Support ASM
6	95-4274	1	Hose-Fuel
7	104-8301	6	Nut-Flange, NI
8	3234-42	4	Screw-HHF
9	3256-27	4	Washer-Flat
10	327-3	4	Screw-HH
11	3231-6	2	Screw-CARR
12	63-8410	2	Washer
13	94-1445	1	Strap-Battery
15	32151-106	2	Ring-Retaining
16	104-0717-03	1	Cover-Battery
17	3256-22	2	Washer-Flat
18	233-70	2	Knob-Star, Three
19	105-7358	1	Decal-Service
20	104-0761	1	Cable-Negative
21	104-0760	1	Cable-Positive
22	100-8119	1	Tank-Fuel
23	62-7650	1	Gasket
24	46-6560	3	Bushing

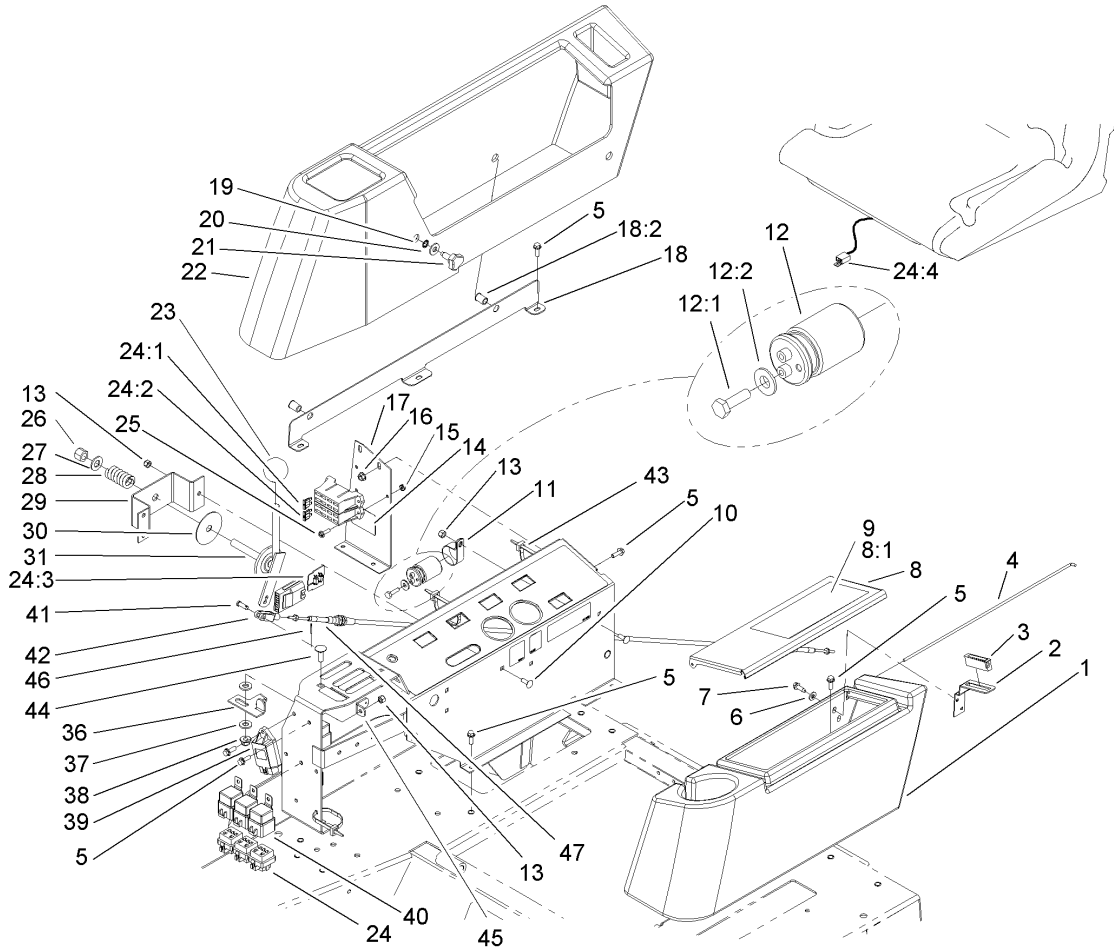
Ref	Part No.	Qty.	Description
25	104-0701	1	Pipe-Stand
26	104-0700	1	Sender-Fuel
27	3253-15	5	Washer-Lock
28	32122-24	5	Screw-PTH
29	47-2986	1	Hose-Fuel
31	104-5228	2	Fitting-Elbow
32	93-3102	1	Cap-Fuel
33	104-8300	2	Nut-Flange, NI
34	105-0774-03	1	Plate-Battery
35	104-8319	2	Cover-Tank
36	3250-13	4	Screw-PPH
37	104-0718	1	Tube-Vent
38	2412-72	3	Clip-Closed, Insulated
39	32104-95	3	Screw-HWH
40	3290-191	4	Nut-Speed
41	104-2286-03	1	Bracket-Tank, Fuel
42	3230-1	2	Bolt-CARR
43	2412-108	3	Clamp-Worm



Tool Box Assembly

Ref	Part No.	Qty.	Description
1	104-7515	1	Housing-Box, Tool
2	104-7545	1	Bracket-Latch
3	58-4250	1	Catch-Magnetic
4	104-7548	1	Rod-Hinge
5	3234-4	20	Screw-HHF
6	3256-22	2	Washer-Flat
7	32104-95	2	Screw-HWH
8	104-8321	1	Tool Box Cover ASM
8:1	106-6756	1	Decal-Warning
9	106-6752	1	Decal-Warning
10	3229-1	5	Screw-CARR
11	2412-74	2	R-Clamp
12	37-2690	2	Capacitor
12:1	3252-18	2	Screw
12:2	3254-1	2	Washer-Lock, Int
13	3296-42	10	Nut-Lock, NI
14	104-8323	1	Decal-Fuses
15	32149-7	2	Nut-Keps
16	32128-33	2	Nut-HF
17	105-0785-03	1	Support-Panel, Control
18	105-0780	1	Console Support ASM
18:2	32148-9	2	Insert-Nut
19	32151-72	4	Ring-Retaining
20	3256-3	4	Washer-Flat

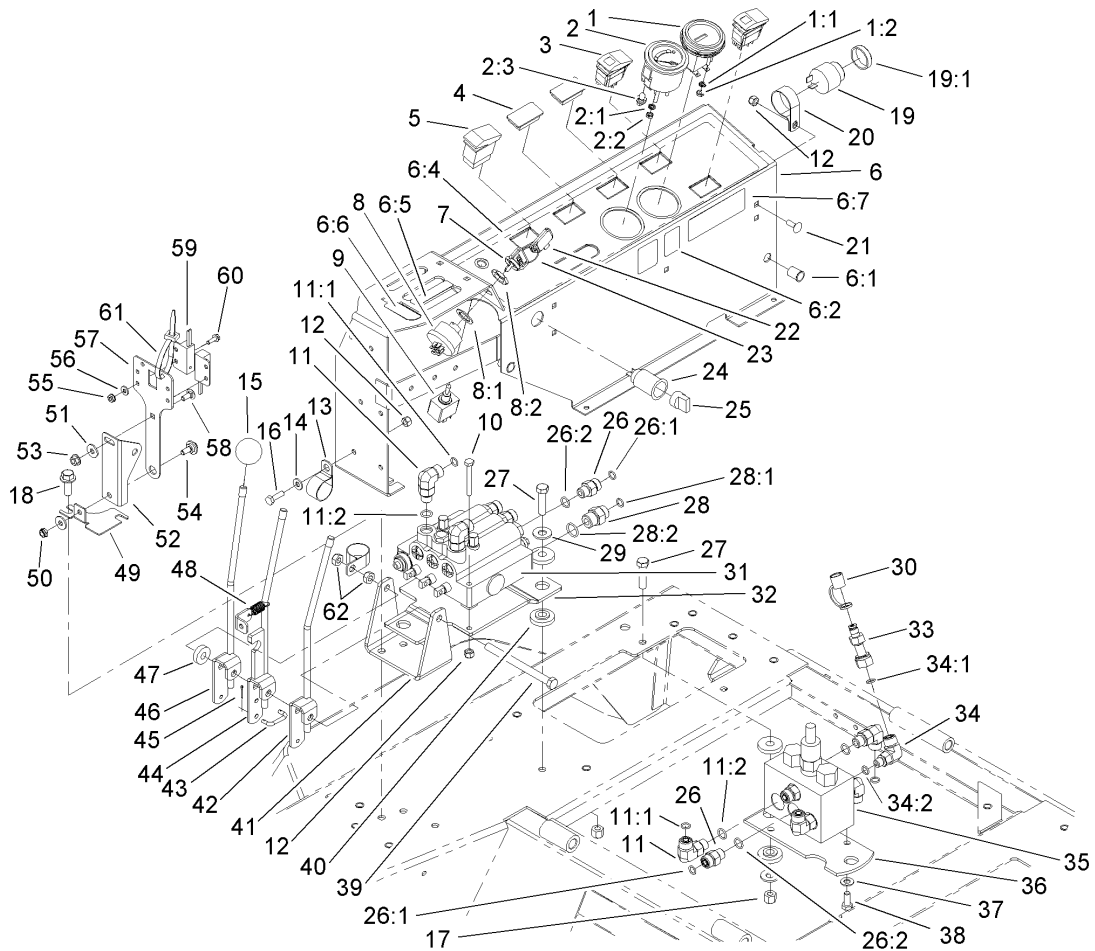
Ref	Part No.	Qty.	Description
21	95-9648	4	Knob
22	104-7514	1	Housing-Console
23	233-48	1	Knob
24	105-7474	1	Harness-Wire, Console
24:1	110928	1	Fuse-5 Amp
24:2	218-578	4	Fuse-10 Amp
24:3	92-3188	1	Diode-Board, Circuit
24:4	107-4305	1	Harness-Wire, Seat
25	32105-13	2	Screw-HWH
26	3296-23	1	Nut-Lock, NI
27	3256-26	1	Washer-Flat
28	3-8596	1	Spring-Compression
29	104-7539-03	1	Bracket-Pivot
30	3-2858	1	Disc-Friction
31	104-7538	1	Throttle Lever ASM
36	104-7543	1	Stop-Lever, Lift
37	66-2920	2	Washer-Friction
38	104-8301	1	Nut-Flange, NI
39	98-7611	1	Controller-Glow
40	99-7430	7	Relay
41	283-67	1	Pin-Clevis
42	282-28	1	Clevis-Adjustable
43	3290-378	5	Tie-Cable
44	3231-22	1	Screw-CARR



Tool Box Assembly (continued)

Ref	Part No.	Qty.	Description
45	106-7164	1	Bracket-Spring
46	3272-1	1	Pin-Cotter
47	104-7547	1	Cable-Throttle

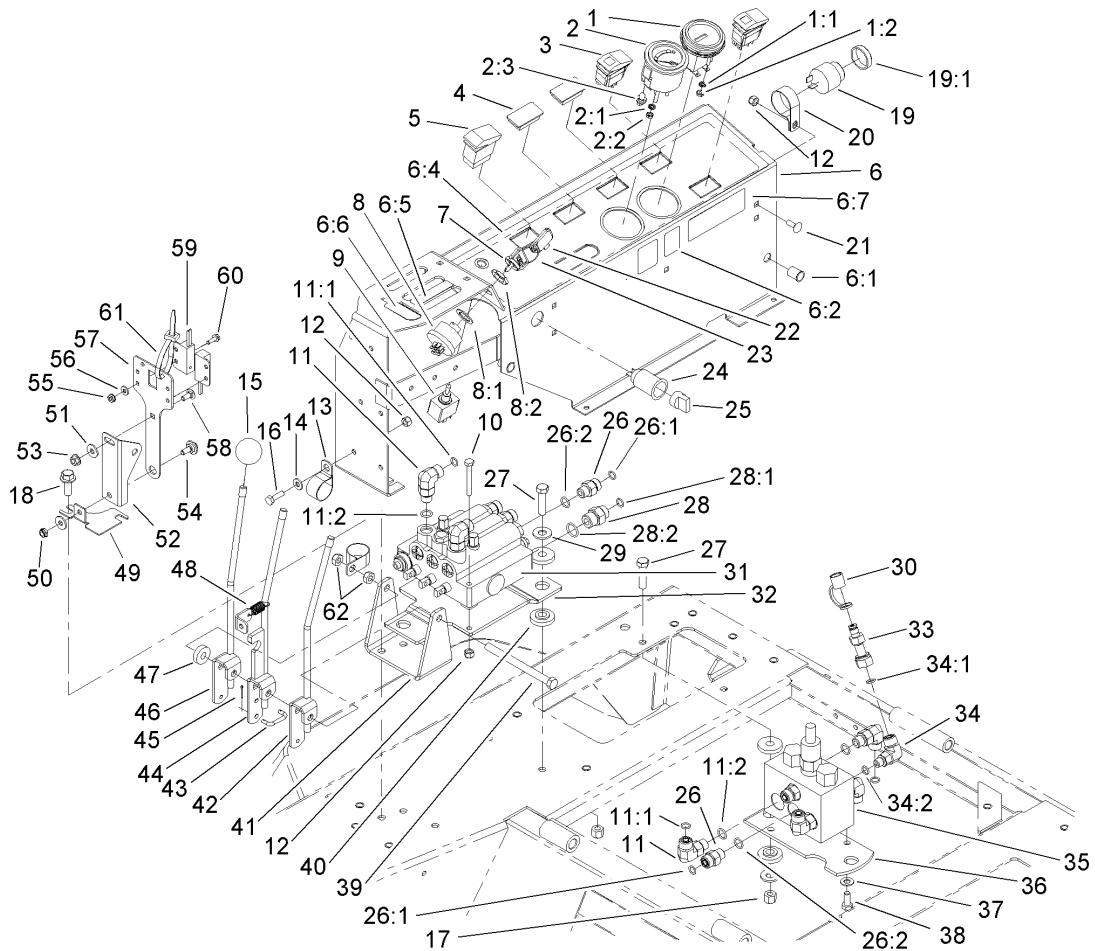
Ref	Part No.	Qty.	Description



Control Console Assembly

Ref	Part No.	Qty.	Description
1	66-2950	1	Gauge-Hourmeter
1:1	3255-20	2	Washer-Lock
1:2	3217-25	2	Nut-Hex
2	98-9339	1	Gauge-Fuel
2:1	3254-1	3	Washer-Lock, Int
2:2	3217-27	3	Nut-Hex
2:3	105-9265	1	Bulb And Lamp ASM
3	100-8072	2	Switch
4	99-7420	2	Plug-Hole
5	95-8999	1	Switch
6	106-6751	1	Control Panel ASM
6:1	32148-9	2	Insert-Nut
6:2	93-7252	1	Decal
6:4	106-2046	1	Decal-Panel, Control
6:5	104-8324	1	Decal-Lift
6:6	104-8325	1	Decal-Lock
6:7	104-0131	1	Decal-Ansi
7	63-8360	1	Key-Ignition
8	88-9830	1	Key Switch ASM
8:1	3254-5	1	Washer-Tooth
8:2	218-461	1	Nut-HH
9	93-5270	1	Switch-PTO
10	321-11	2	Screw-HH
11	340-77	6	Fitting-HYD, 90 DEG

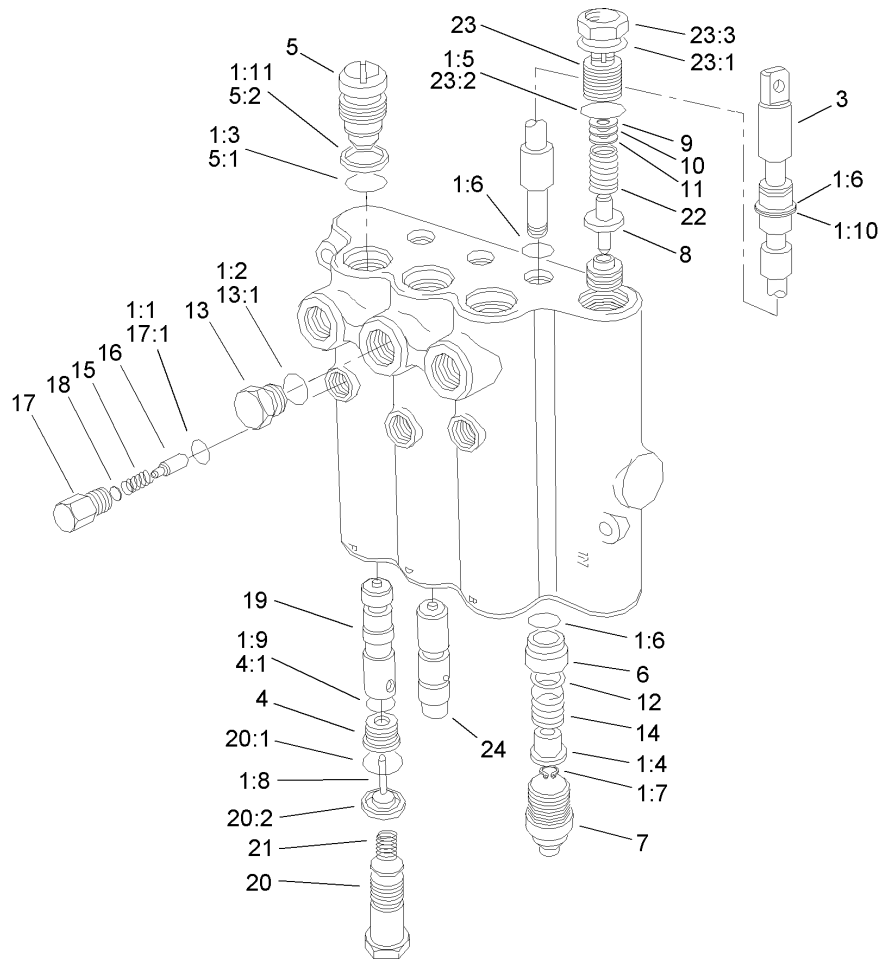
Ref	Part No.	Qty.	Description
11:1	237-22	1	O-Ring
11:2	237-42	1	O-Ring
12	3296-42	4	Nut-Lock, NI
13	2412-126	2	R-Clamp
14	3256-22	1	Washer-Flat
15	233-42	3	Knob
16	321-5	1	Screw-HH
17	3296-39	7	Nut-Lock, NI
18	3234-42	2	Screw-HHF
19	80-9330	1	Alarm-Audio
19:1	104-5107	1	Nut-Plastic, Knurled
20	2412-74	1	R-Clamp
21	3229-1	1	Screw-CARR
22	99-8970	1	Key-Latch, Hood
23	98-9321	1	Ring-Key
24	99-7411	1	Point-Power
25	99-7416	1	Cap
26	340-2	5	Fitting-HYD, Straight
26:1	237-22	1	O-Ring
26:2	237-42	1	O-Ring
27	323-8	5	Screw-HH
28	340-3	1	Adapter
28:1	237-22	1	O-Ring
28:2	237-79	1	O-Ring



Control Console Assembly (continued)

Ref	Part No.	Qty.	Description
29	3256-4	5	Washer-Flat
30	354-79	1	Cap-Dust
31	69-1780	1	Control Valve ASM
32	105-0789-03	1	Bracket-Valve
33	86-5480	1	Nipple-Test
34	340-97	1	Fitting-HYD, 90 DEG
34:1	237-22	1	O-Ring
34:2	237-78	1	O-Ring
35	104-0788	1	Valve ASM
36	104-2231-03	1	Plate-Valve
37	3256-23	2	Washer-Flat
38	322-3	2	Screw-HH
39	323-38	1	Screw-HH
40	240-11	10	Bushing-Flange
41	105-0788-03	1	Bracket-Pivot
42	100-3123	1	LH Lever ASM
43	69-9140	3	Link-Lever, Valve
44	106-7161	1	Lever ASM
45	3272-1	6	Pin-Cotter
46	100-3121	1	RH Lever ASM
47	62-6660	1	Spacer
48	105-3938	1	Spring-Extension
49	107-0187	1	Plate-Tab
50	3296-56	1	Nut-Lock, NI

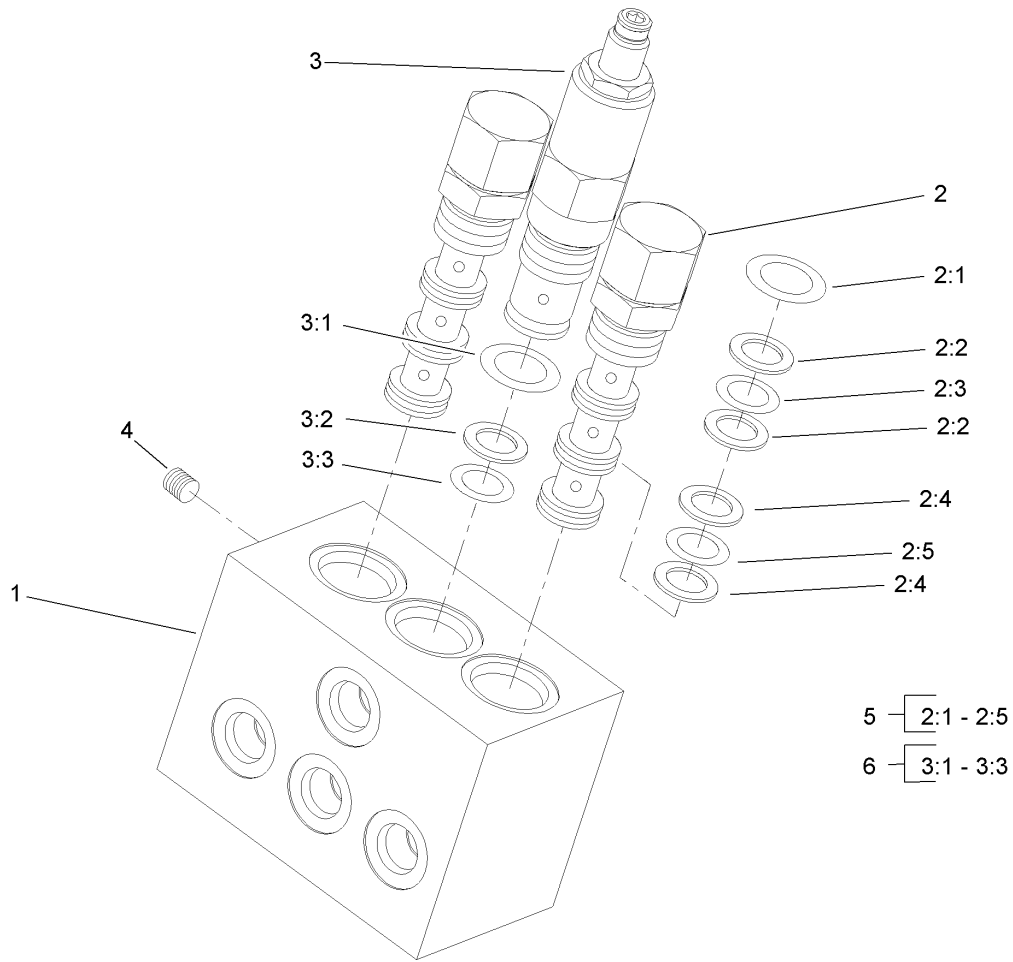
Ref	Part No.	Qty.	Description
51	3256-78	2	Washer-Flat
52	107-0186	1	Bracket-Lever
53	32128-33	1	Nut-HF
54	95-1870	1	Screw-Shoulder
55	32149-7	4	Nut-Keps
56	3256-14	4	Washer-Flat
57	107-0185	1	Plate-Switch
58	3229-11	1	Screw-CARR
59	100-1270	2	Switch-Proximity
60	32105-2	4	Screw-SHWH
61	3290-378	1	Tie-Cable
62	3296-59	2	Nut-Lock, NI



Control Valve Assembly No. 69-1780

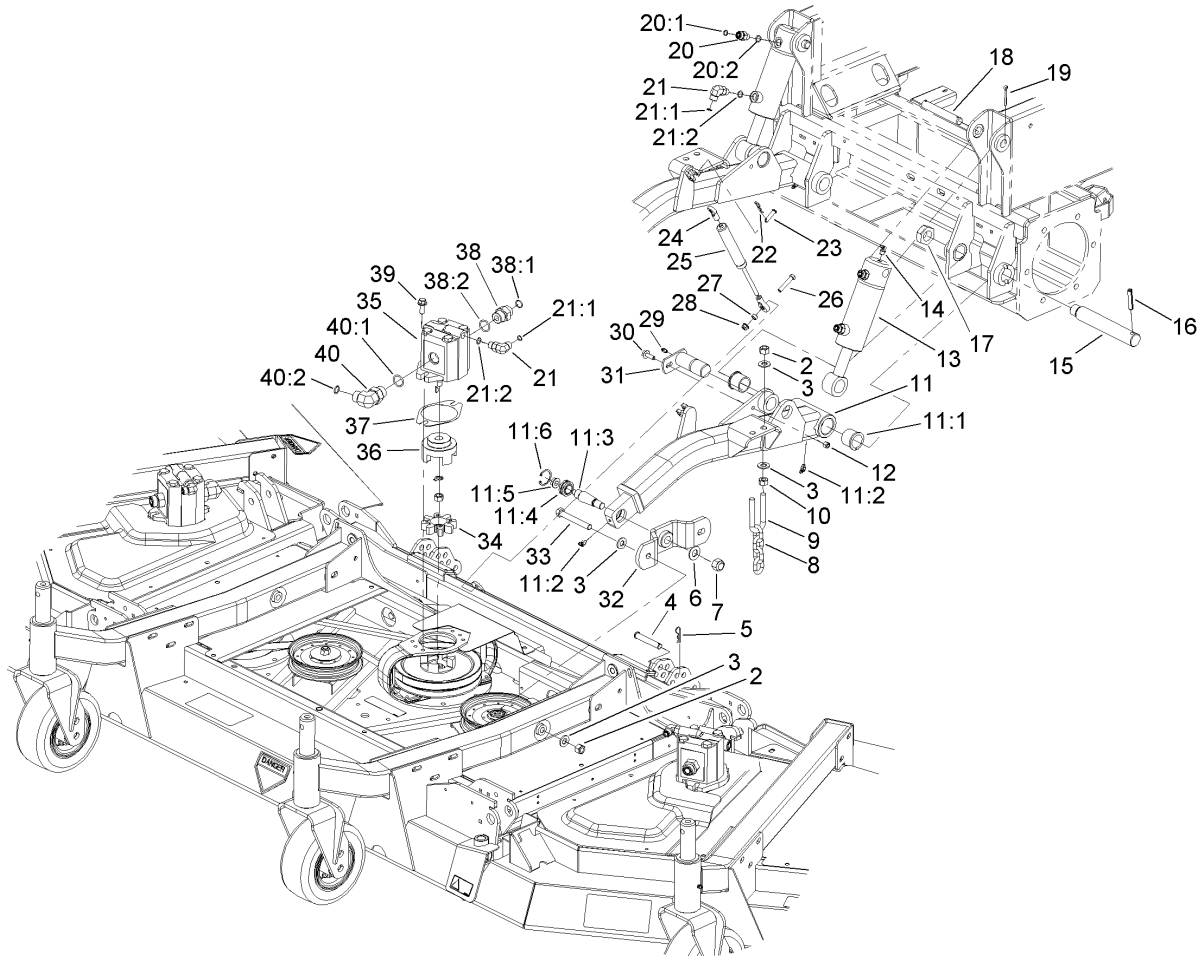
Ref	Part No.	Qty.	Description
1	60-3780	1	Seal Kit
1:1	58-6790	3	O-Ring
1:2	58-6720	3	O-Ring
1:3	60-5720	6	O-Ring
1:4	58-6310	6	Spacer
1:5	58-6750	1	O-Ring
1:6	58-6450	6	O-Ring
1:7	58-6460	3	Ring-Retaining
1:8	58-6290	3	Poppet
1:9	58-6340	3	O-Ring
1:10	58-6320	3	Wiper
1:11	58-6370	1	Washer
23		1	Spool
4	58-6330	3	Seat
4:1	58-6340	1	O-Ring
5	58-6350	3	Plug
5:1	60-5720	1	O-Ring
5:2	58-6370	1	Washer
6	58-6400	3	Bushing
7	58-6420	3	Cap
8	92-2568	1	Poppet
9	58-6470	1	Washer
10	58-6480	1	Washer
11	58-6490	1	Washer

Ref	Part No.	Qty.	Description
12	65-2770	3	Washer
13	58-6710	1	Plug
13:1	58-6720	1	O-Ring
14	58-6730	3	Spring
15	58-6760	3	Spring
16	58-6770	3	Plunger
17	58-6780	3	Plug
17:1	58-6790	1	O-Ring
18	60-6450	1	Disc
19	84-6420	2	Plunger
20	69-1800	3	Plug ASM
20:1	60-5720	1	O-Ring
20:2	58-6370	1	Washer
21	69-1810	3	Spring
22	106-0267	1	Spring
23	69-1830	1	Plug ASM
23:1		1	Screw
23:2	58-6750	1	O-Ring
23:3		1	Nut-Lock
24	69-1840	1	Plunger



Valve Assembly No. 104-0788

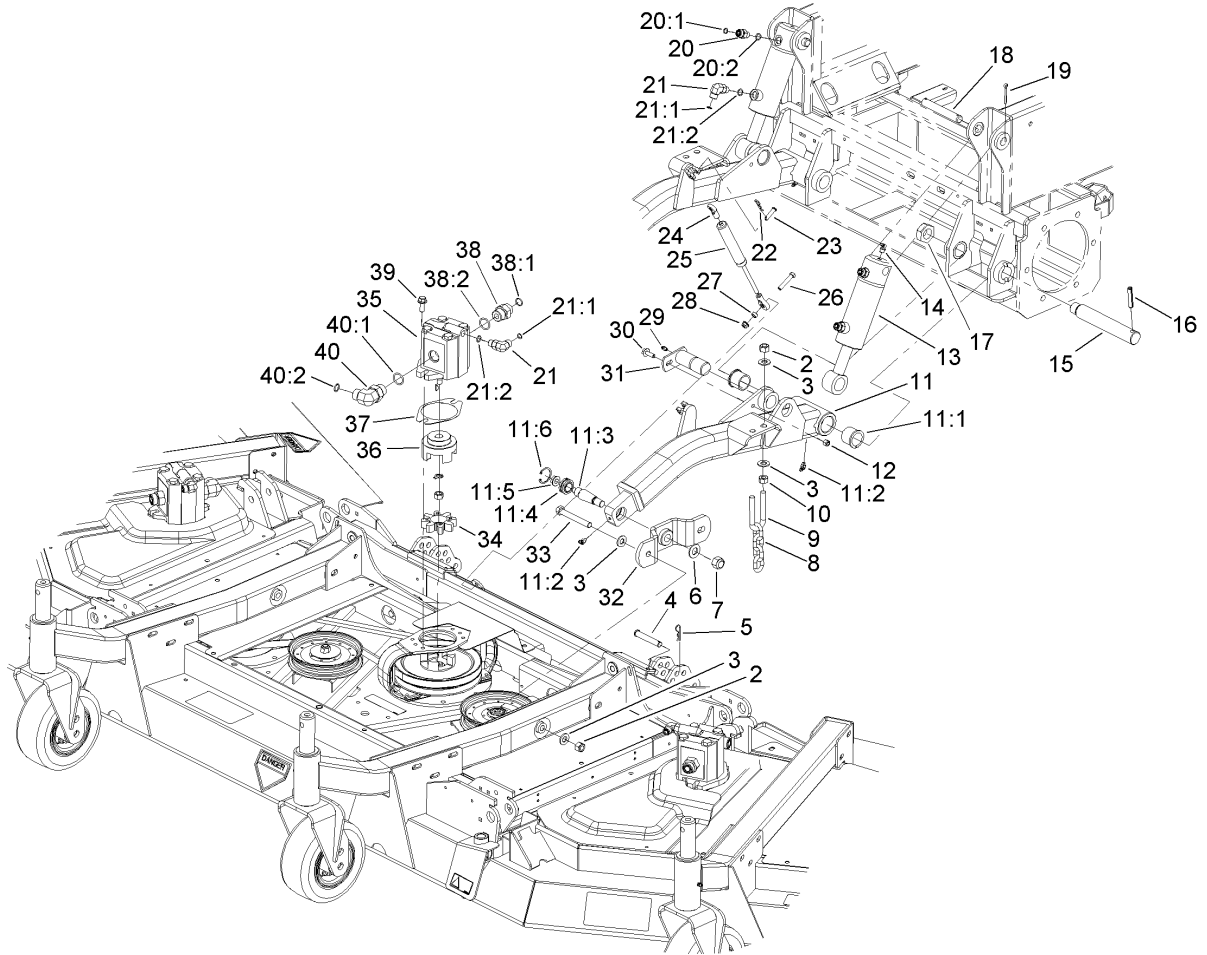
Ref	Part No.	Qty.	Description
①		1	Manifold
2	104-4295	2	Valve-Pilot
3	104-4296	1	Valve-Relief
④		1	Plug-Expander
5	99-5502	2	Seal Kit
6	99-5503	1	Seal Kit



Front Deck Lift Arm and Cylinder Assembly

Ref	Part No.	Qty.	Description
2	3296-25	8	Nut-Lock, NI
3	3256-26	16	Washer-Flat
4	283-55	2	Pin-Clevis
5	3290-467	2	Pin-Hair
6	86-1440	2	Washer-Flat
7	3296-41	2	Nut-Lock NI
8	95-6231	2	Chain-HOC
9	104-0108	2	U-Bolt
10	3217-9	4	Nut-HH
11	105-7346	1	LH Arm ASM
11	105-7345	1	RH Arm ASM
11:1	104-0015	2	Bushing-Flange
11:2	302-11	2	Fitting-Lube, 45 DEG
11:3	105-7468	1	Stud-Tapered
11:4	105-7441	1	Bearing-Spherical
11:5	32128-42	1	Nut-HF
11:6	32151-34	1	Ring-Retaining
12	3296-29	2	Nut-Lock, NI
13	107-0189	2	Cylinder-Lift, Center
14	302-33	2	Fitting-Grease
15	100-3017	2	Pin-Arm, Lift
16	32121-110	2	Pin-Roll, Slotted
17	3296-49	2	Nut-Lock, NI
18	105-7456	2	Pin-Pivot

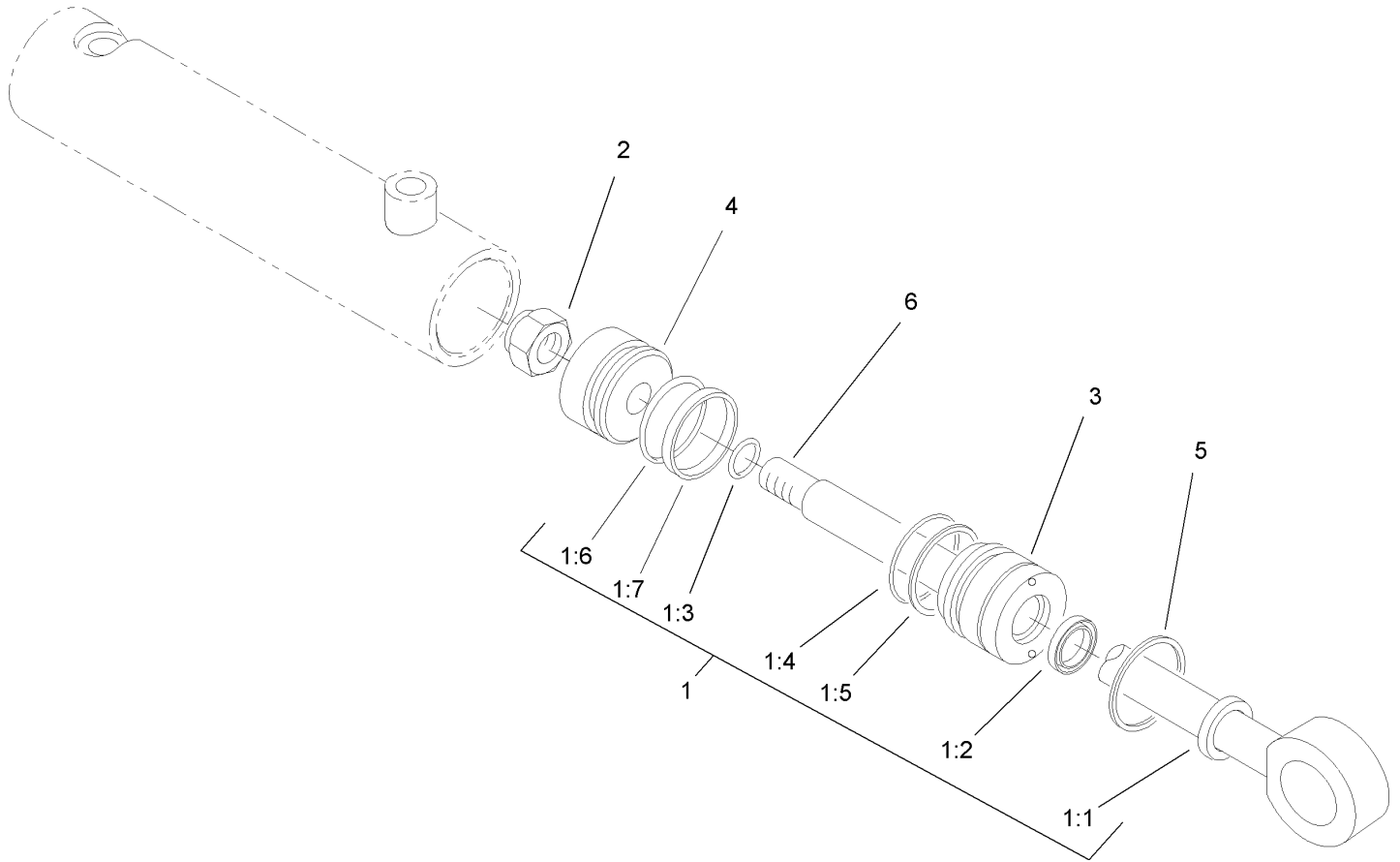
Ref	Part No.	Qty.	Description
19	3272-23	4	Pin-Cotter
20	340-2	3	Fitting-HYD, Straight
20:1	237-22	1	O-Ring
20:2	237-42	1	O-Ring
21	340-77	4	Fitting-HYD, 90 DEG
21:1	237-22	1	O-Ring
21:2	237-42	1	O-Ring
22	3290-467	2	Pin-Hair
23	283-6	2	Pin-Clevis
24	104-8331	4	End-Rod, Spherical
25	105-3249	2	Damper
26	322-9	2	Screw-HH
27	92-6998	2	Spacer-Yoke, Right
28	104-8300	2	Nut-Flange, NI
29	302-5	2	Fitting-Grease
30	3234-29	2	Screw-HHF
31	105-7325	2	Pin ASM
32	106-4336-01	2	Hub Support ASM
33	325-17	4	Screw-HH
34	104-3542	3	Spider
35	99-5489	3	Motor-Gear
36	104-3541	3	Hub-Spider
37	100-5638	3	Shim
38	340-8	3	Adapter



Front Deck Lift Arm and Cylinder Assembly (continued)

Ref	Part No.	Qty.	Description
38:1	237-65	1	O-Ring
38:2	237-81	1	O-Ring
39	3234-42	6	Screw-HHF
40	340-139	3	Fitting-HYD, 90 DEG
40:1	237-81	1	O-Ring
40:2	237-65	1	O-Ring

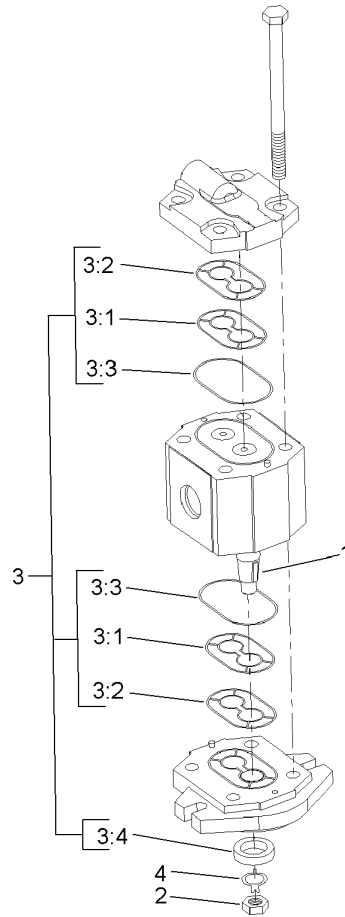
--	--	--	--



Center Lift Cylinder Assembly No. 107-0189

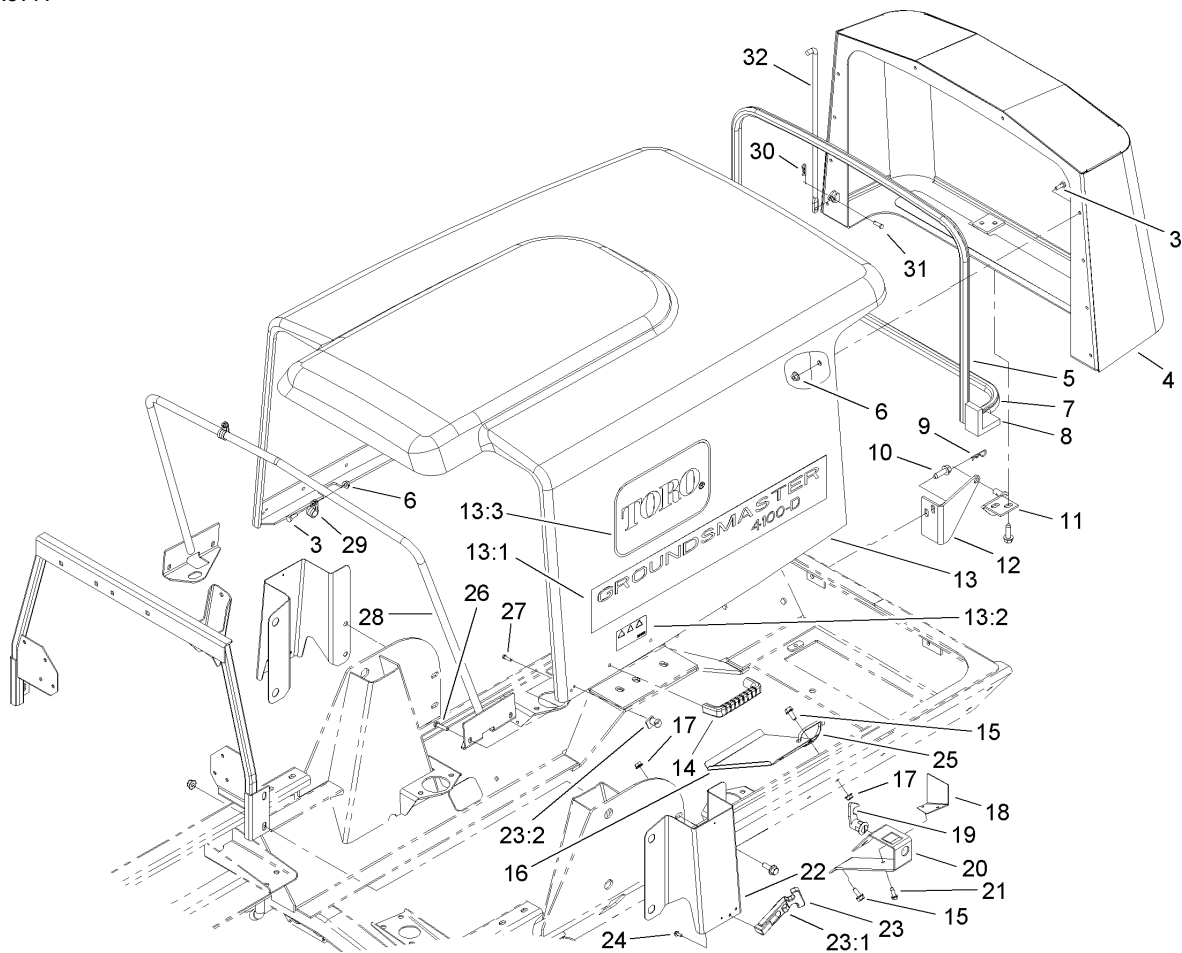
Ref	Part No.	Qty.	Description
1	107-0246	1	Seal Kit
②1:1		1	Wiper
②1:2		1	Seal ASM
②1:3		1	Seal-Dust
②1:4		1	Seal-Dust
②1:5		1	Back-Up
②1:6		1	Seal W/Loader
②1:7		1	Ring-Wear
②2		1	Locknut
②3		1	Head
②4		1	Piston
②5		1	Ring-Retaining
②6		1	Rod ASM

--	--	--	--



Gear Motor Assembly No. 99-5489

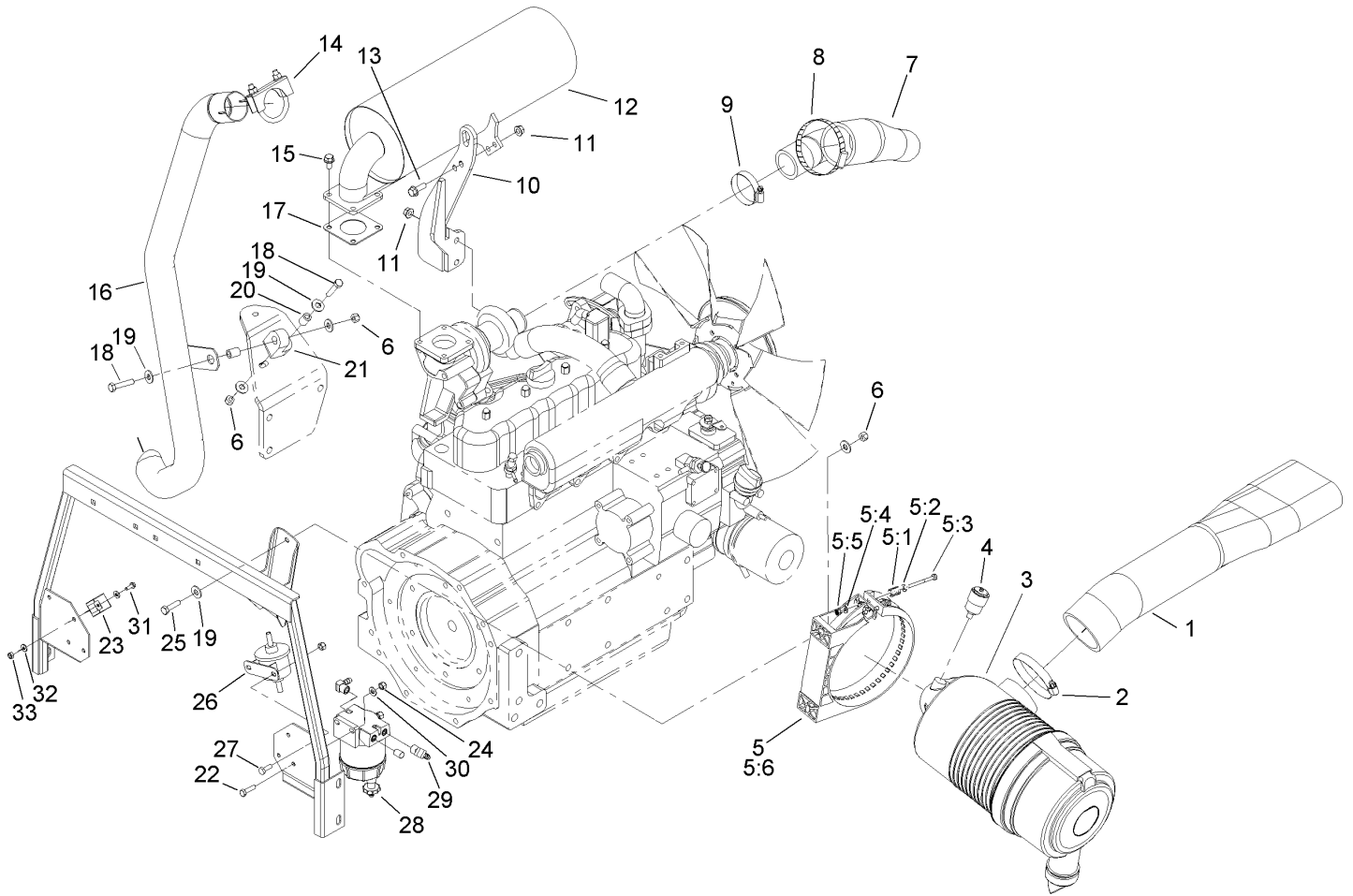
Ref	Part No.	Qty.	Description
1	3257-3	1	Key-Woodruff
2	3277-1	1	Nut-Hex
3	104-4284	1	Seal Kit
3:1		2	Anti-EXT Ring
3:2		2	Seal ASM
3:3		2	Seal-Dust
3:4		1	Seal-Lip, Shaft
4	104-4283	1	Washer-Tab



Hood Assembly

Ref	Part No.	Qty.	Description
3	321-4	12	Screw-HH
4	100-5506-03	1	Screen ASM
5	104-2225	1	Seal-Bulb
6	32128-33	12	Nut-HF
7	104-3590	1	Seal-Bulb
8	104-3580	2	Seal-Corner, Screen
9	3290-467	2	Pin-Hair
10	32144-109	8	Screw
11	104-3589	2	Screen Pivot ASM
12	104-3588-03	2	Pivot-Screen
13	105-7359	1	Hood ASM
13:1	105-7360	2	Decal-Hood
13:2	106-6754	1	Decal-Danger
13:3	66-1210	2	Decal
14	65-5100	2	Handle-Door
15	3234-5	4	Screw-HHF
16	104-3560-03	1	Deflector-Filter, Oil
17	32128-20	4	Nut-HF
18	105-4531	1	Cover-Latch
19	98-5398	1	Latch
20	104-3591-03	1	Bracket-Latch, Hood
21	32104-95	2	Screw-HWH
22	105-7466-03	1	Bracket-Latch, RH
22	105-7467-03	1	Bracket-Latch, LH

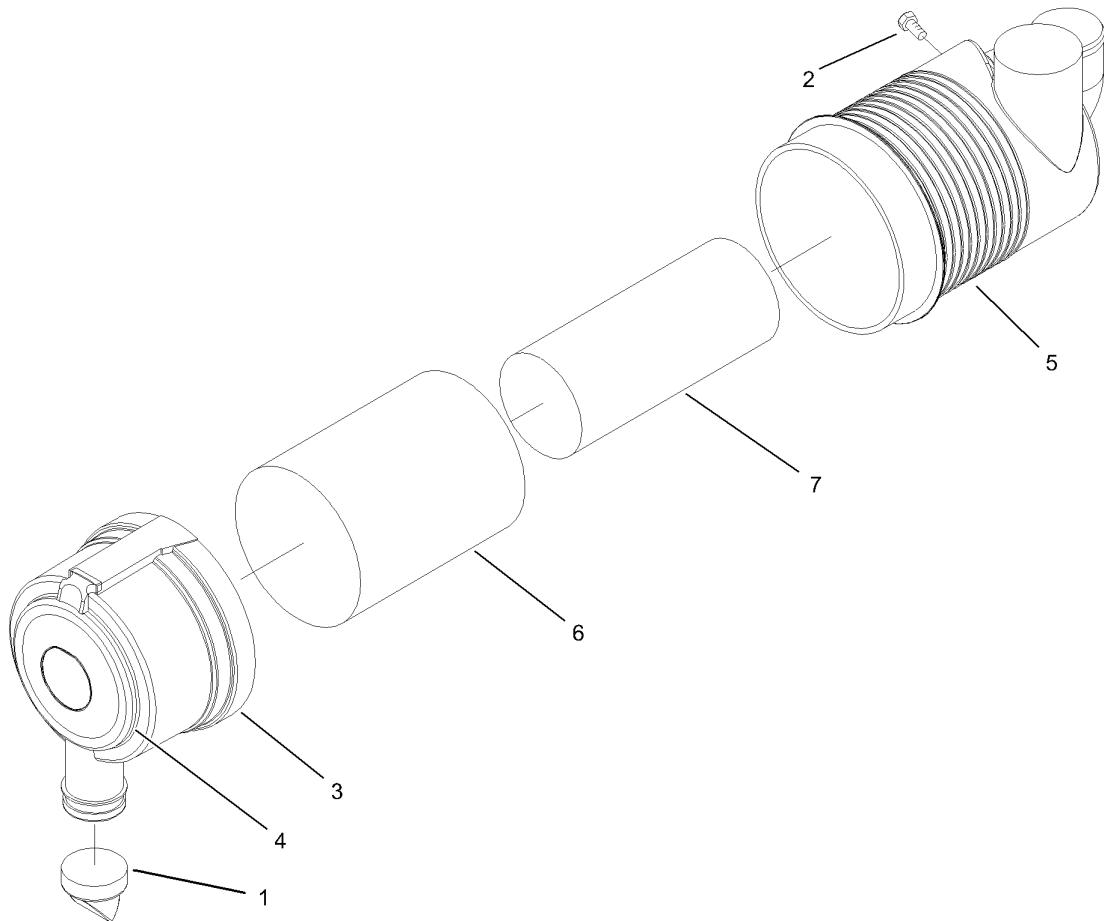
Ref	Part No.	Qty.	Description
23	94-5626	2	Latch-Draw, Flexible
23:1	100-5806	1	Handle-Latch
23:2	100-5807	1	Keeper-Latch
24	32144-1	4	Screw-Taptite
25	3290-378	1	Tie-Cable
26	46-8092	4	Screw-Plastite
27	32104-4	2	Screw
28	104-3505-03	1	Hood Support ASM
29	2412-134	2	R-Clamp
30	3290-307	1	Pin-Hair
31	283-67	1	Pin-Clevis
32	104-8313	1	Rod-Hood



Air Cleaner and Muffler Assembly

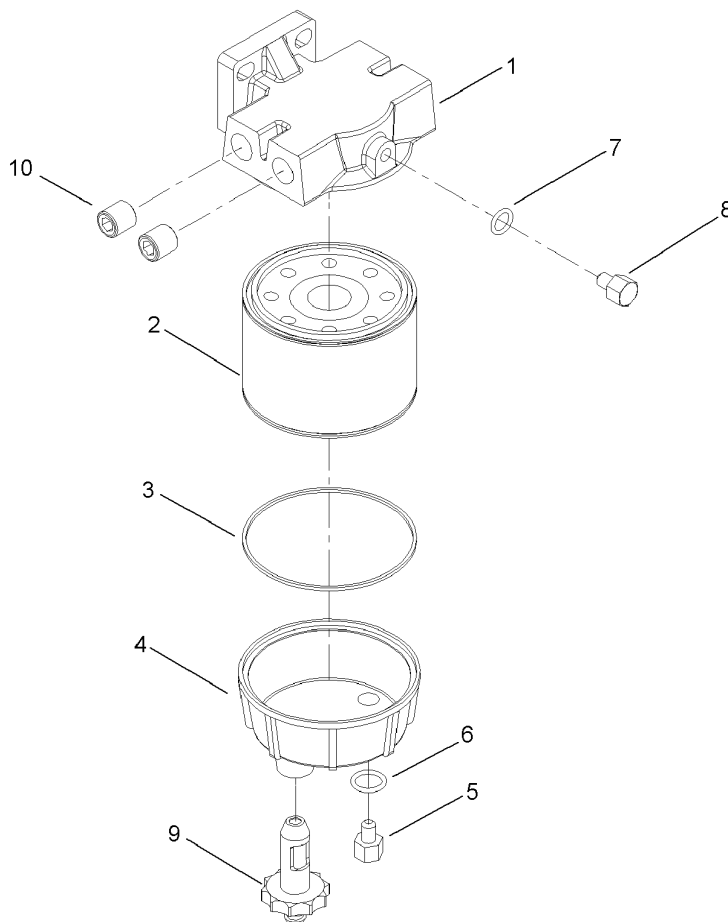
Ref	Part No.	Qty.	Description
1	100-5550	1	Hose-Cleaner, Air
2	2412-125	1	Clamp-Hose
3	99-5410	1	Cleaner-Air
4	104-3563	1	Indicator
④4:1	94-1416	1	Indicator Adapter ASM
5	99-5414	1	Strap-Cleaner, Air
5:1	108-1512	2	Spring
5:2	3256-22	2	Washer-Flat
5:3	33113-050	2	Screw-HH
5:4	33093-00	2	Washer-Flat
5:5	33023-00	2	Nut-Lock
②5:6		1	Bracket
6	3296-29	4	Nut-Lock, NI
7	99-5415	1	Hose-Cleaner, Air
8	2412-110	1	Clamp-Hose
9	2412-92	1	Clamp-Hose
10	99-5421-03	1	Bracket-Mounting
11	33004-00	4	Nut-HF
12	99-5424	1	Muffler-Turbo
13	33104-025	2	Screw-HHF
14	18-2130	1	Clamp
15	33104-016	4	Screw-HHF
16	100-5610	1	Pipe-Exhaust
17	100-9333	1	Gasket-Muffler

Ref	Part No.	Qty.	Description
18	322-9	2	Screw-HH
19	3256-3	8	Washer-Flat
20	93-5023	2	Spacer
21	95-5622	1	Hanger-Rubber
22	321-6	2	Screw-HH
23	99-7435	1	Relay-Power
24	3296-42	4	Nut-Lock, NI
25	322-6	2	Screw-HH
26	107-0122	1	Pump-Fuel, Electric
27	321-4	2	Screw-HH
28	98-9305	1	Water / Fuel Filter ASM
29	353-781	2	Fitting-Elbow
30	3256-22	2	Washer-Flat
31	32105-2	1	Screw-SHWH
32	3256-14	2	Washer-Flat
33	3296-2	1	Nut-Lock



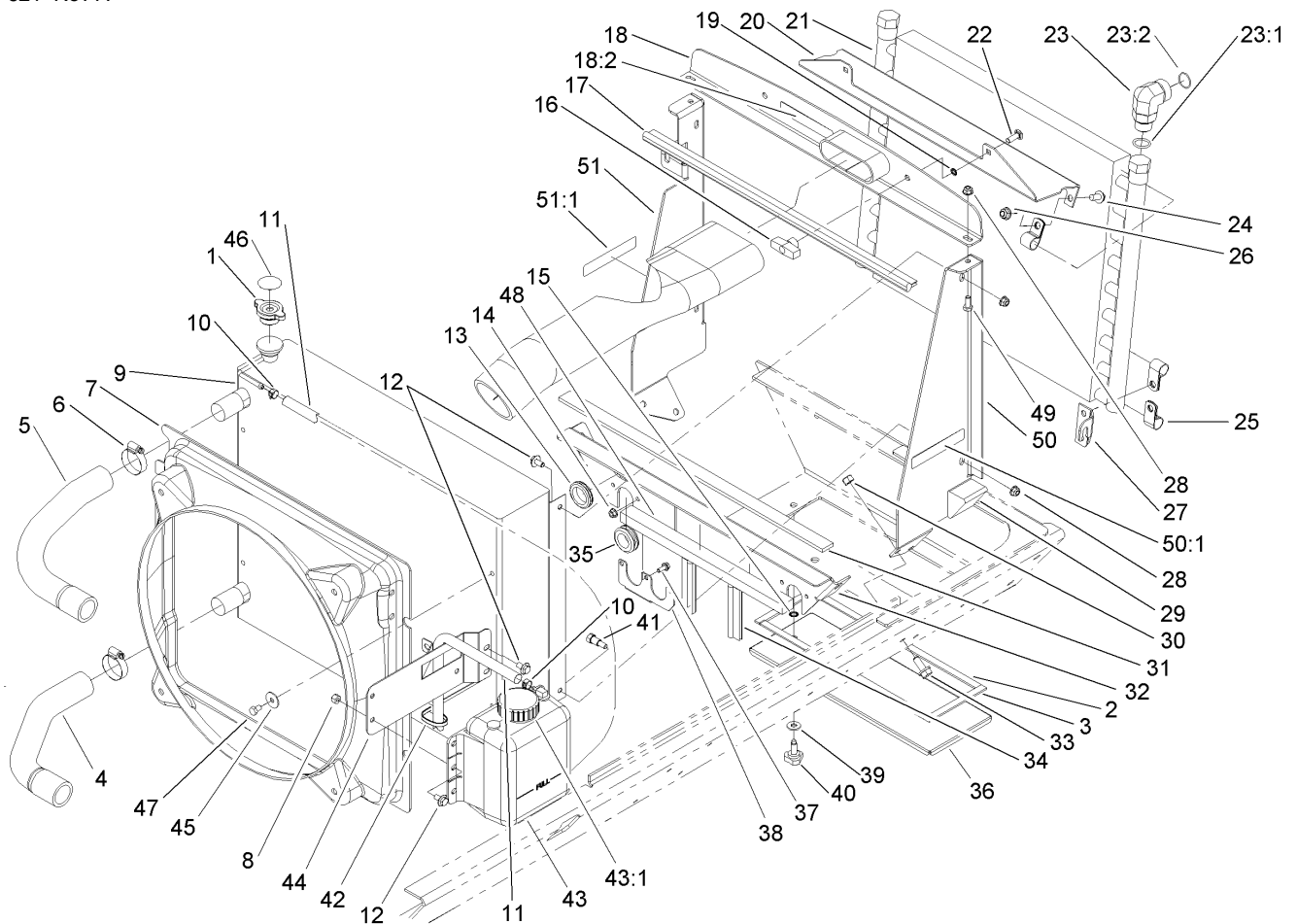
Air Cleaner Assembly No. 99-5410

Ref	Part No.	Qty.	Description				
1	104-4258	1	Valve-Vacuator				
2		1	Plug-Pipe				
3	104-4259	1	Cover ASM				
4		1	Marking				
5		1	Body ASM				
6	108-3814	1	Filter-Air				
7	108-3816	1	Filter-Air				



Water / Fuel Filter Assembly No. 98-9305

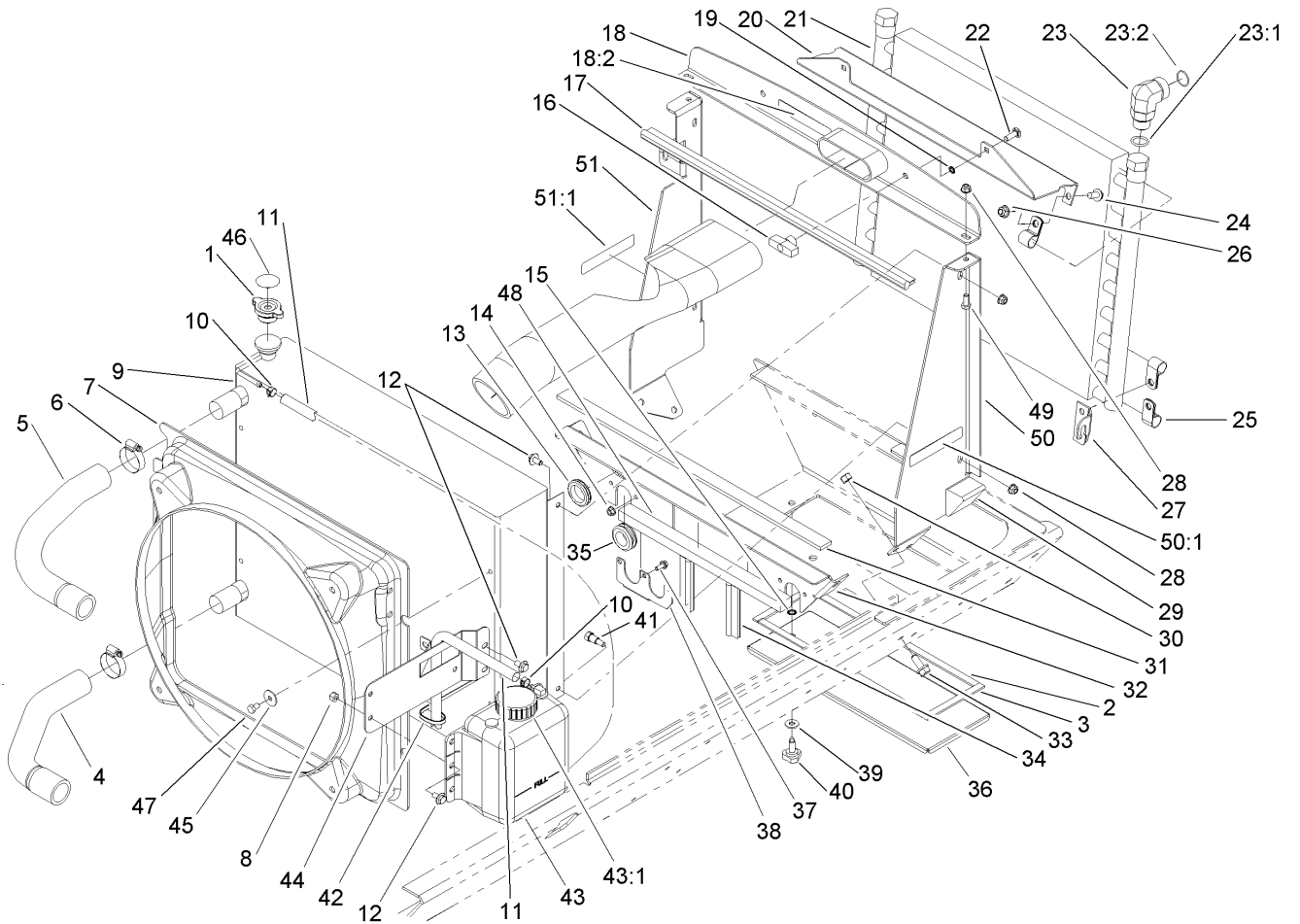
Ref	Part No.	Qty.	Description	
1	98-9772	1	Head-Filter	
2	98-9764	1	Element	
3	98-9774	1	O-Ring	
4	98-9775	1	Base-Filter	
5	98-9773	1	Plug-Base, Filter	
6	237-42	1	O-Ring	
7	237-78	1	O-Ring	
8	98-9776	1	Plug-Head, Filter	
9	98-9777	1	Drain Valve ASM	
10	285-22	2	Plug-Pipe	



Radiator, Oil Cooler and Support Assembly

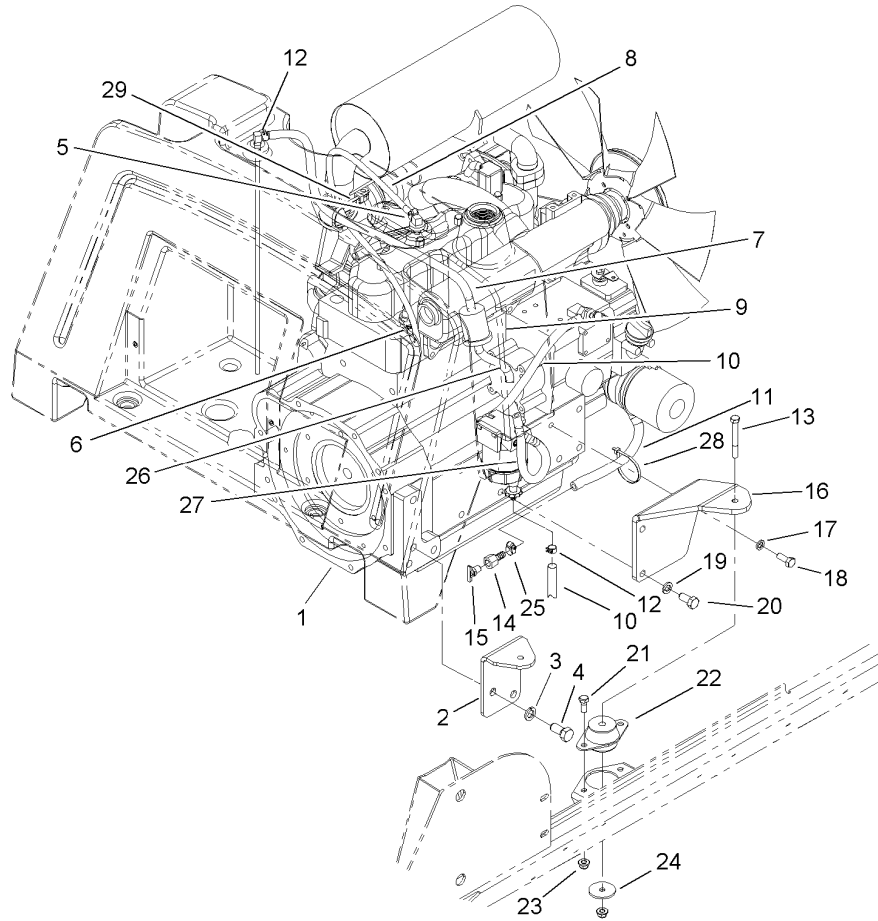
Ref	Part No.	Qty.	Description
1	93-5957	1	Cap-Radiator
2	105-0777	2	Strip-Foam
3	105-0778	2	Strip-Foam
4	100-5546	1	Hose-Radiator, Lower
5	100-5547	1	Hose-Radiator
6	2412-111	4	Clamp
7	99-5428	1	Shroud-Radiator
8	3296-29	3	Nut-Lock, NI
9	107-0244	1	Radiator
10	92-2379	3	Clamp-Hose
11	71-3370	2	Hose
12	3234-7	8	Screw-HHF
13	240-3	1	Grommet-Rubber
14	32128-33	4	Nut-HF
15	32151-72	2	Ring-Retaining
16	98-7134	2	Knob-Handle
17	104-2223	1	Seal-Bulb
18	107-4313	1	Radiator Top Support ASM
●18:1	93-7275	1	Decal-Fluid, Starting
18:2	93-7272	1	Decal-Warning
19	104-8310	2	Ring-Retaining
20	104-7522-03	1	Bracket-Cooler, Oil
21	99-5495	1	Cooler-Oil
22	3230-22	2	Screw-CARR

Ref	Part No.	Qty.	Description
23	104-3796	2	Fitting-HYD, 90 DEG
23:1	237-81	1	O-Ring
23:2	340-65	1	O-Ring
24	3234-1	6	Screw-HHF
25	2412-81	6	Clamp-R
26	104-8301	6	Nut-Flange, NI
27	100-3077-03	1	Bracket-Cooler, RH
27	100-3078-03	1	Bracket-Cooler, LH
28	104-8300	6	Nut-Flange, NI
29	93-5954	2	Foam-Plug
30	3296-39	6	Nut-Lock, NI
31	104-2226	1	Strip-Foam
32	107-0200-03	1	Bracket-Base
33	3234-24	6	Screw-HHF
34	104-2224	2	Seal-Bulb
35	237-165	2	Grommet
36	104-2287-03	1	Cover-Frame
37	3234-33	4	Screw-HHF
38	106-6773-03	2	Plate
39	3256-3	2	Washer-Flat
40	95-9648	2	Knob
41	28-0540	2	Bolt-Shoulder
42	3290-378	1	Tie-Cable
43	104-2276	1	Reservoir-Coolant



Radiator, Oil Cooler and Support Assembly (continued)

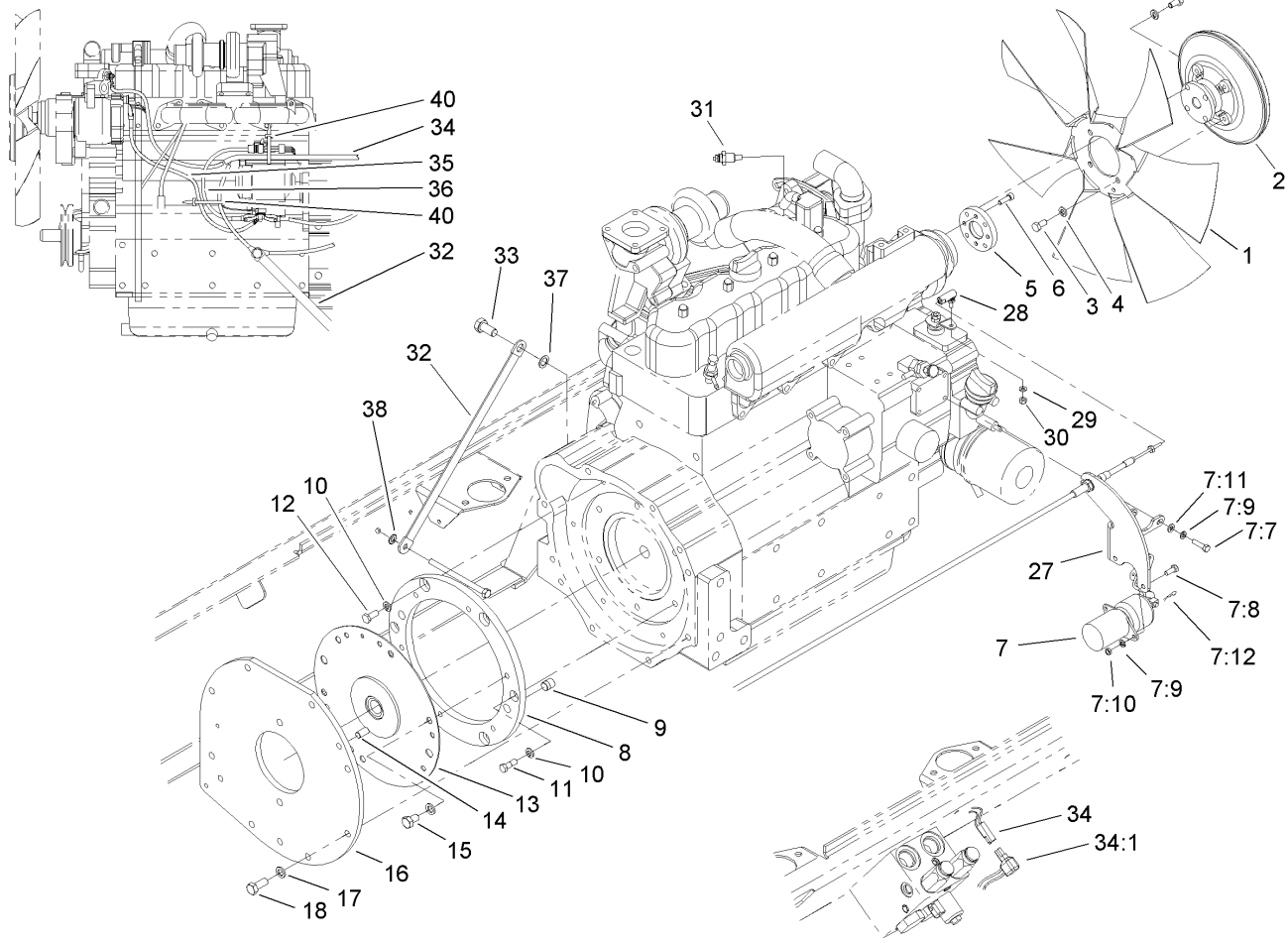
Ref	Part No.	Qty.	Description
43:1	87-7050	1	Cap-Reservoir
44	100-5505-03	1	Bracket-Tank
45	3256-82	4	Washer-Flat
46	106-6755	1	Decal-Cap, Radiator
47	322-1	4	Screw-HH
48	95-4231	1	Foam-Seal, Side Screen
49	322-3	2	Screw-HH
50	107-4314	1	Radiator LH Support ASM
50:1	93-7272	1	Decal-Warning
51	107-4315	1	Radiator RH Support ASM
51:1	93-7272	1	Decal-Warning



Engine and Mount Assembly

Ref	Part No.	Qty.	Description
1	99-5413	1	Engine-Turbo, Kubota
2	100-3147-03	1	Mount-Engine, LH
2	100-3148-03	1	Mount-Engine, RH
3	43-5950	4	Washer-Lock, Spring
4	43-3210	4	Screw-HH
5	2412-108	1	Clamp-Worm
6	2412-80	1	Clamp-Line, Fuel
7	63-7630	1	Hose-Fuel
8	75-4706	1	Hose-Fuel
9	98-7612	1	Filter-Fuel
10	19-3250	2	Hose-Fuel
11	99-7376	1	Hose-Breather
12	92-2379	9	Clamp-Hose
13	323-14	4	Screw-HH
14	354-94	1	Fitting-Female, Barbed
15	93-5528	1	Fitting-Cock, Drain
16	106-2048-03	1	Mount-Engine, RH
16	106-2049-03	1	Mount-Engine, LH
17	48-9590	1	Washer-Lock
18	43-0090	1	Screw-HH
19	48-8070	5	Washer-Lock
20	42-9250	5	Bolt
21	323-5	8	Screw-HH
22	53-9682	4	Support-Engine, Rubber

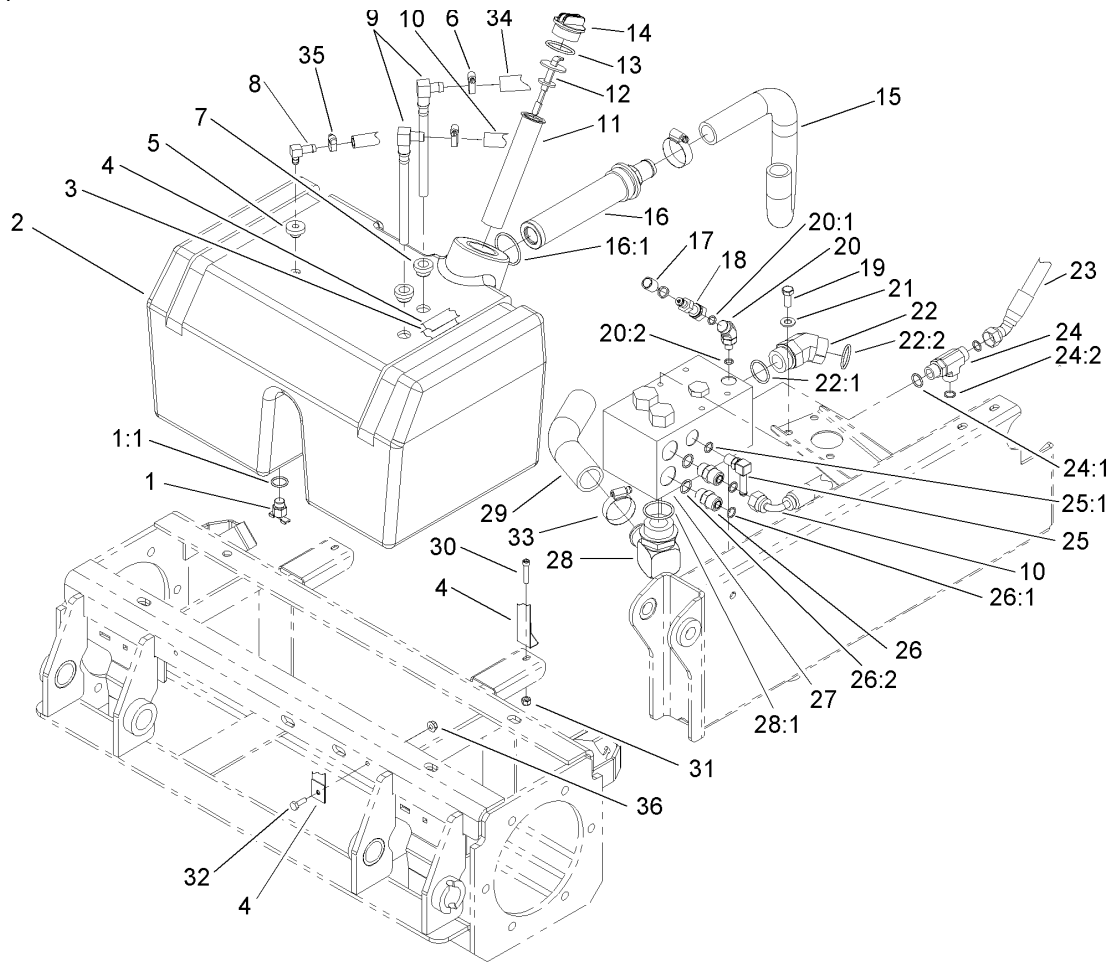
Ref	Part No.	Qty.	Description
23	104-8301	12	Nut-Flange, NI
24	63-7400	4	Washer-Rebound
25	2412-108	2	Clamp-Worm
26	27-5350	1	Hose-Fuel
27	63-9640	1	Hose
28	3290-379	1	Tie-Cable
29	3290-378	1	Tie-Cable



Fan Drive and Flywheel Assembly

Ref	Part No.	Qty.	Description
1	105-0750	1	Fan
2	104-2212	1	Clutch-Fan
3	322-2	8	Screw-HH
4	3253-4	8	Washer-Lock
5	100-3066	1	Adapter-Fan
6	52-6290	4	Screw-HSH
7	98-3817	1	Solenoid Kit
7:7	33113-025	3	Screw-HH
7:8	33113-016	2	Screw-HH
7:9	48-8020	5	Washer-Spring
7:10	33013-00	2	Nut-Hex
7:11	33093-00	3	Washer-Flat
7:12	3272-2	1	Pin-Cotter
8	100-5633	1	Spacer-Coupling
9	58-3590	2	Dowel
10	42-9850	6	Washer-Lock, Spring
11	100-5634	2	Bolt-Shoulder
12	33114-020	4	Screw-HH
13	92-1753	1	Coupling-Spring
14	98-1212	2	Pin-Plate, Pump
15	70-8470	6	Screw-HH
16	100-5632-03	1	Plate-Adapter
17	48-9590	14	Washer-Lock
18	43-0090	8	Screw-HH

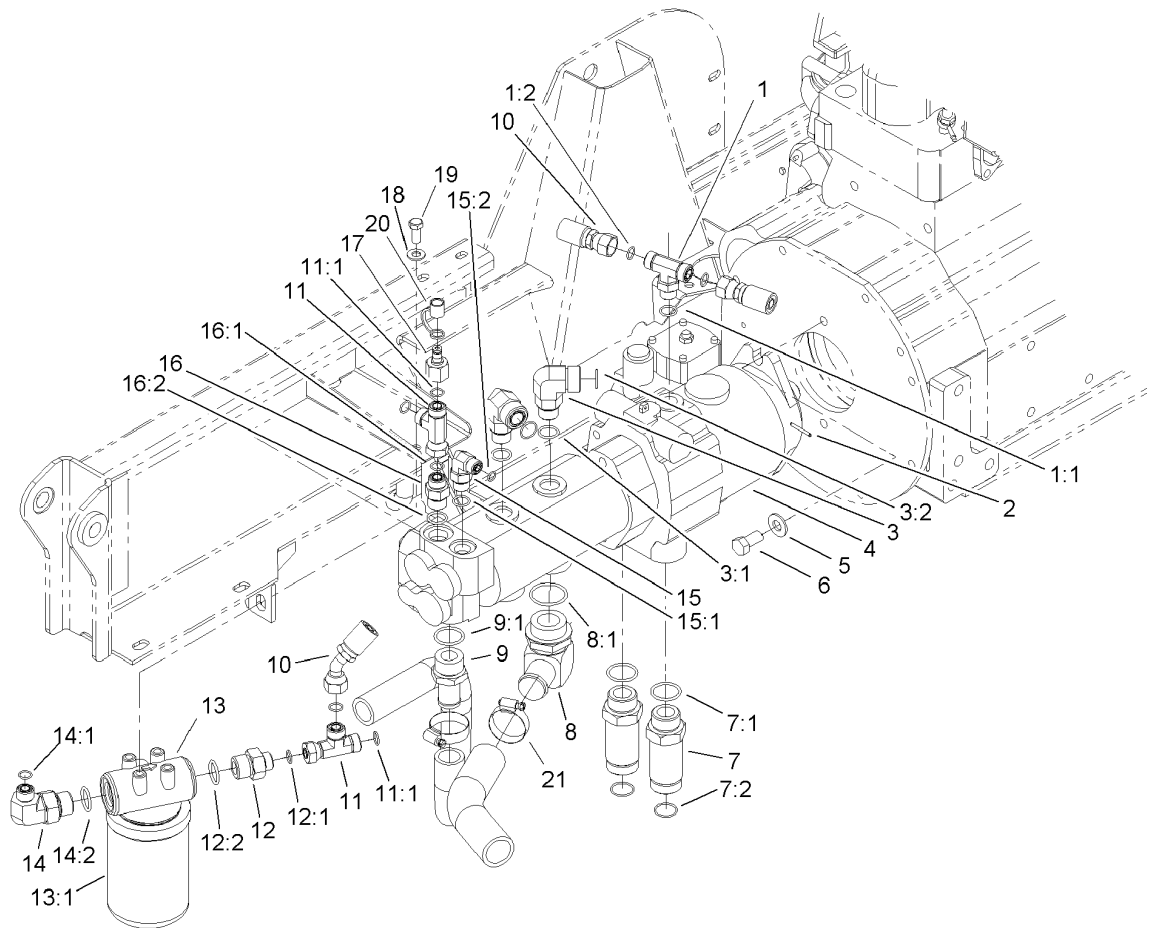
Ref	Part No.	Qty.	Description
27	104-7540-03	1	Support-Cable
28	2411-38	1	Joint-Ball
29	3256-51	1	Washer-Flat
30	3296-21	1	Nut-Lock, NI
31	98-9346	1	Sender-Temperature
32	18-2770	1	Cable-Ground
33	42-9250	1	Bolt
34	105-7475	1	Harness-Wire, Rear
34:1	100-4918	3	Diode
35	100-5552	1	Harness-Wire
36	99-3441	1	Harness-Wire, Fusible Link
37	3255-2	1	Washer-Lock / EXT
38	3255-8	1	Washer-Lock
40	3290-378	2	Tie-Cable



Hydraulic Reservoir and Filter Assembly

Ref	Part No.	Qty.	Description
1	104-8334	1	Petcock
1:1	237-42	1	O-Ring
2	104-0703	1	Reservoir-HYD
3	93-5273	2	Strap-Felt
4	104-0794	2	Strap
5	46-6560	1	Bushing
6	2412-36	2	Clamp-Hose
7	104-0790	2	Bushing
8	46-6550	1	Fitting-Elbow, 90 DEG
9	104-0791	2	Pipe-Stand
10	100-5522	1	Hose ASM
11	61-2790	1	Filter-Screen
12	105-2812	1	Dipstick ASM
13	94-8166	1	O-Ring
14	93-7498	1	Plug-Plastic
15	100-5528	1	Hose-Suction
16	104-7546	1	Strainer-Tank
16:1	340-136	1	O-Ring
17	354-79	1	Cap-Dust
18	86-5480	1	Nipple-Test
19	323-5	3	Screw-HH
20	340-54	1	Elbow-45 DEG
20:1	237-22	1	O-Ring
20:2	237-78	1	O-Ring

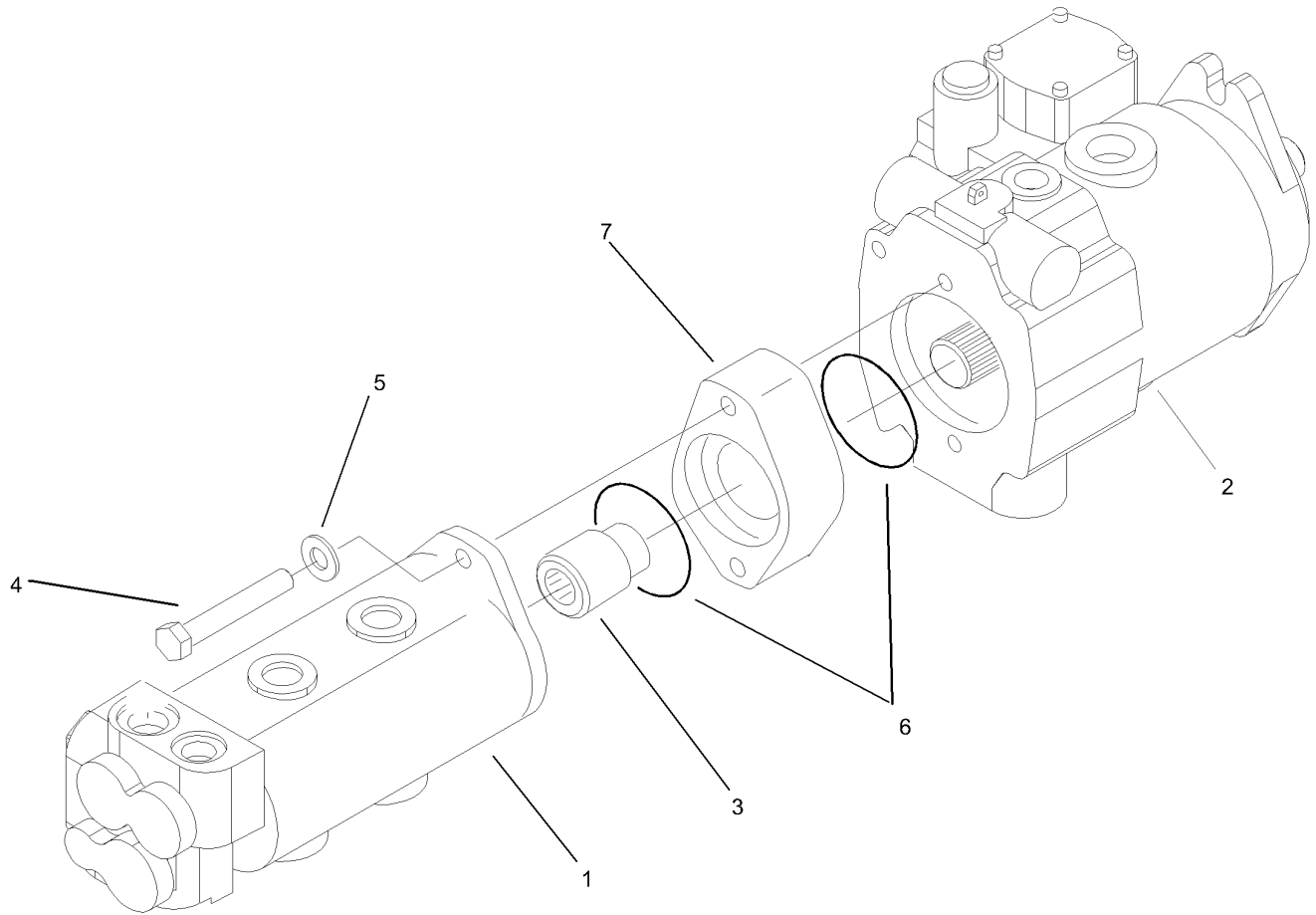
Ref	Part No.	Qty.	Description
21	3256-24	3	Washer-Flat
22	104-3509	1	Fitting-HYD, 45 DEG
22:1	237-146	1	O-Ring
22:2	340-65	1	O-Ring
23	100-5521	1	Hose ASM
24	340-109	1	Fitting-HYD, Tee
24:1	237-79	1	O-Ring
24:2	237-30	2	O-Ring
25	354-135	1	Fitting-HYD, 90 DEG
25:1	237-42	1	O-Ring
26	340-4	2	Fitting-HYD, Straight
26:1	237-30	1	O-Ring
26:2	237-79	1	O-Ring
27	100-5558	1	Manifold-Filter
28	92-7526	1	Fitting-HYD, 90 DEG
28:1	237-101	1	O-Ring
29	104-0728	1	Hose-Filter
30	3274-51	2	Screw-HSH
31	3296-42	2	Nut-Lock, NI
32	321-4	2	Screw-HH
33	2412-111	2	Clamp
34	100-5592	1	Hose
35	2412-108	1	Clamp-Worm
36	32128-33	2	Nut-HF



Pump and Filter Installation Assembly

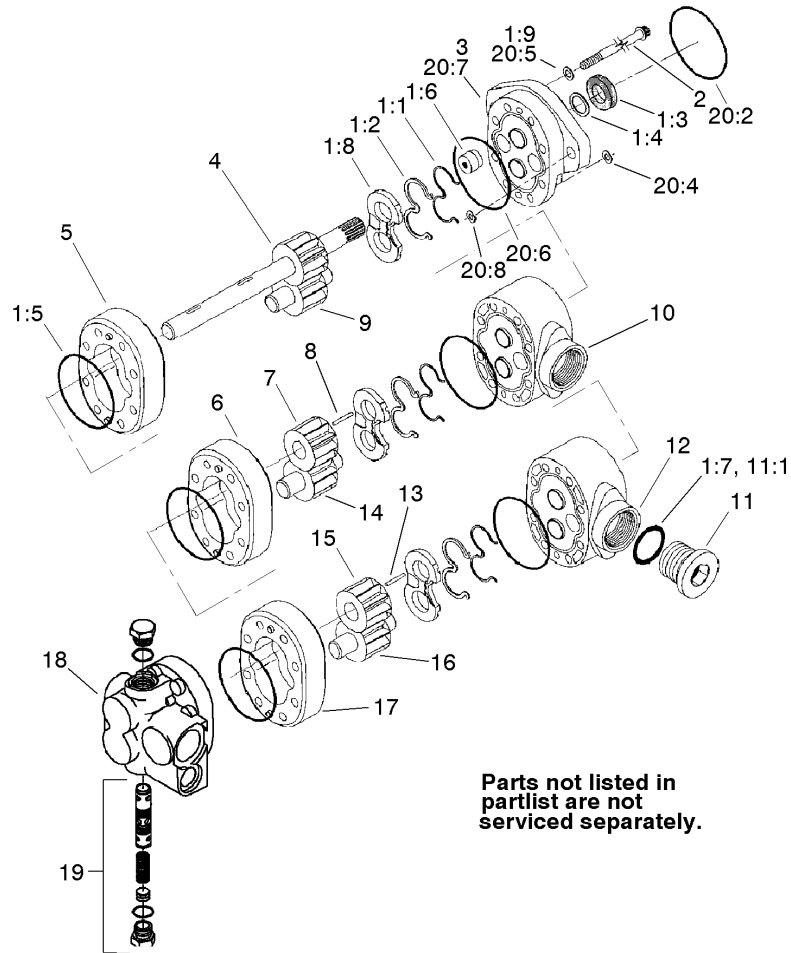
Ref	Part No.	Qty.	Description
1	340-157	1	Fitting-HYD, Tee
1:1	237-79	1	O-Ring
1:2	237-30	2	O-Ring
2	32121-77	1	Pin-Roll
3	340-16	2	Fitting-HYD, 90 DEG
3:1	237-80	1	O-Ring
3:2	237-58	1	O-Ring
4		1	Pump ASM
5	87-7270	2	Washer-Thrust
6	3213-1	2	Screw-HH
7	100-5565	2	Fitting-HYD
7:1	237-146	1	O-Ring
7:2	340-65	1	O-Ring
8	92-7526	1	Fitting-HYD, 90 DEG
8:1	237-101	1	O-Ring
9	354-78	1	Connector-Hose
9:1	237-146	1	O-Ring
10	100-5521	1	Hose ASM
11	340-104	2	Tee-Fitting
11:1	237-30	2	O-Ring
12	100-4240	1	Fitting-Adapter
12:1	237-30	1	O-Ring
12:2	237-81	1	O-Ring
13	93-2242	1	Oil Filter ASM

Ref	Part No.	Qty.	Description
13:1	75-1310	1	Element-Filter
14	340-131	1	Fitting-HYD, 90 DEG
14:1	237-30	1	O-Ring
14:2	237-81	1	O-Ring
15	340-18	1	Fitting-HYD, 90 DEG
15:1	237-79	1	O-Ring
15:2	237-22	1	O-Ring
16	340-6	1	Fitting-HYD, Straight
16:1	237-30	1	O-Ring
16:2	237-80	1	O-Ring
17	100-5616	1	Fitting-HYD
18	3256-24	2	Washer-Flat
19	323-5	2	Screw-HH
20	354-79	1	Cap-Dust
21	2412-111	2	Clamp



Pump Assembly

Ref	Part No.	Qty.	Description
1	105-7378	1	Gear Pump ASM
2	105-4567	1	Pump-Piston
3	74-9030	1	Coupler
4	323-32	2	Screw-HH
5	105-9762	2	Washer
6	60-3520	2	O-Ring
7	105-2869	1	Spacer

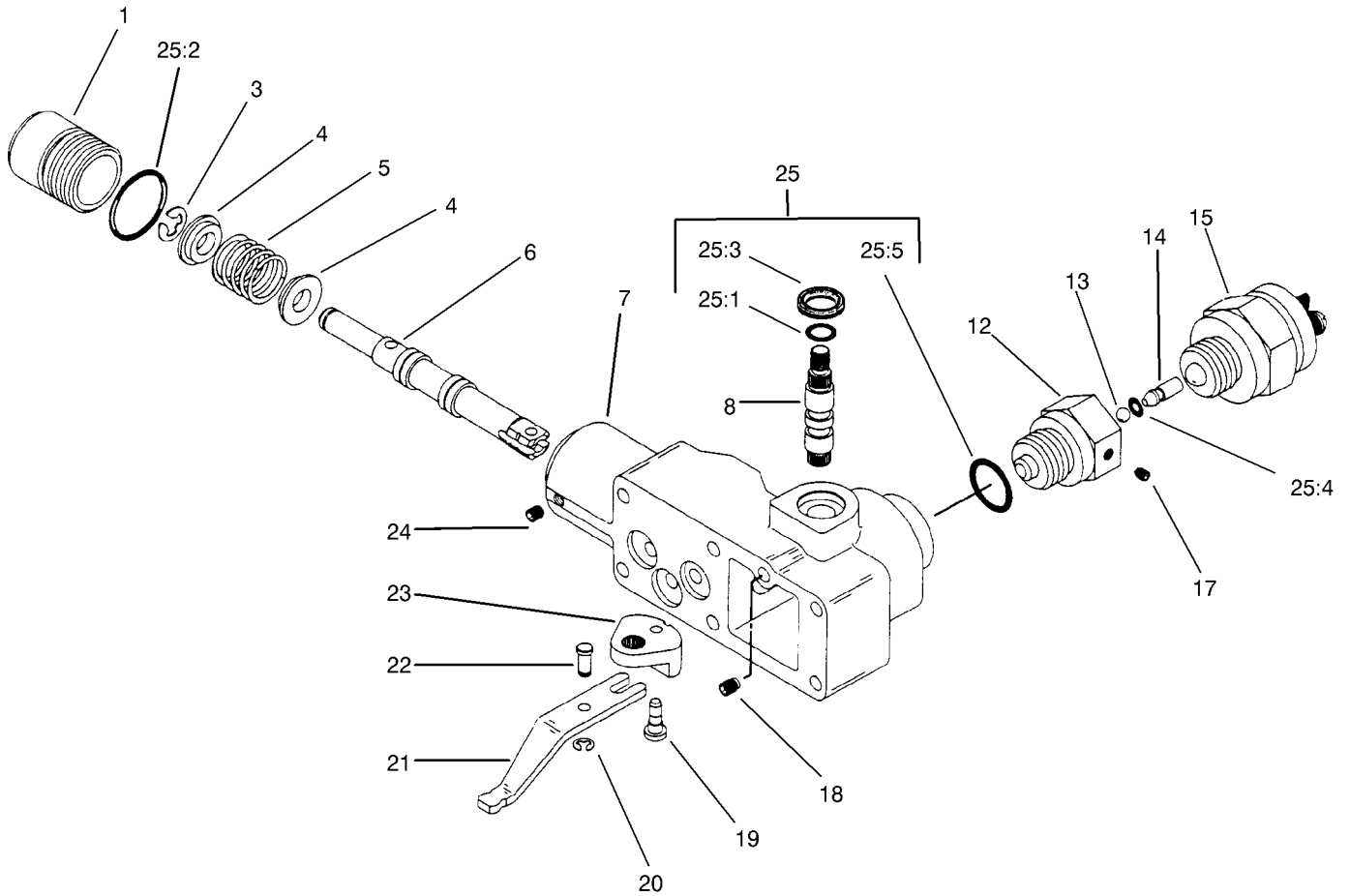


Parts not listed in partlist are not serviced separately.

Gear Pump Assembly No. 105-7378

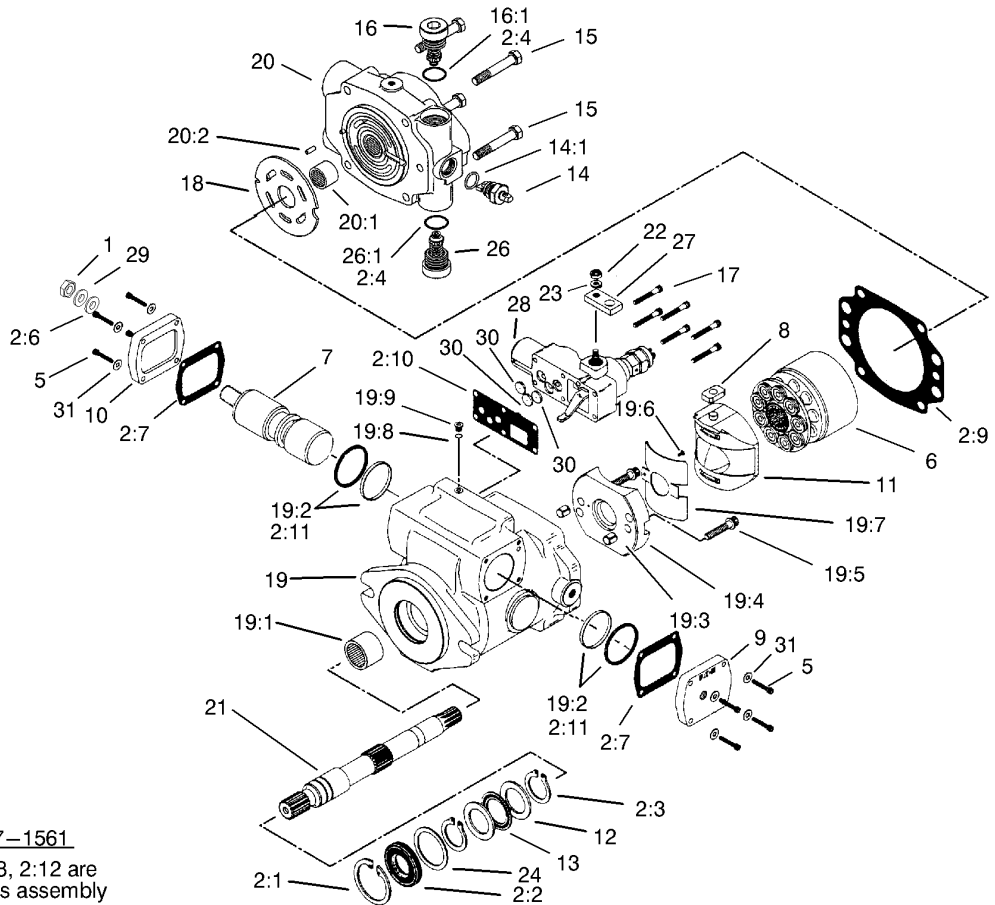
Ref	Part No.	Qty.	Description
1	105-2868	1	Seal Kit
②1:1		3	Gasket-Back Up
②1:2		3	Seal-Balance
1:3	49-2640	1	Seal-Shaft
1:4	60-5890	1	Washer
②1:5		6	Seal-Dust
②1:6		1	Plug
②1:7		1	Seal-Dust
②1:8		3	Plate-Wear
②1:9		4	Screw
2	106-6872	8	Screw-Cap
②3		1	Front Plate ASM
②4		1	Drive Gear ASM
②5		1	Body
②6		1	Body
②7		1	Gear
②8		1	Key
②9		1	Gear-Idler
②10		1	Plate-Adaptor
11	94-3013	1	Plug
②11:1		1	Seal-Dust
②12		1	Plate-Adaptor
②13		1	Key
②14		1	Gear-Idler

Ref	Part No.	Qty.	Description
②15		1	Gear
②16		1	Gear-Idler
②17		1	Body
②18		1	Backplate ASM
19	107-1970	1	Valve-Proportional
20	107-4328	1	Front Plate Kit
②20:2		1	Seal-Dust
②20:4		4	Screw
②20:5		4	Washer-Crush
②20:6		1	Seal-Dust
②20:7		1	Plate-Front
②20:8		2	Screw
①②20:9		1	Instructions-Installation



Control Assembly No. 93-6306

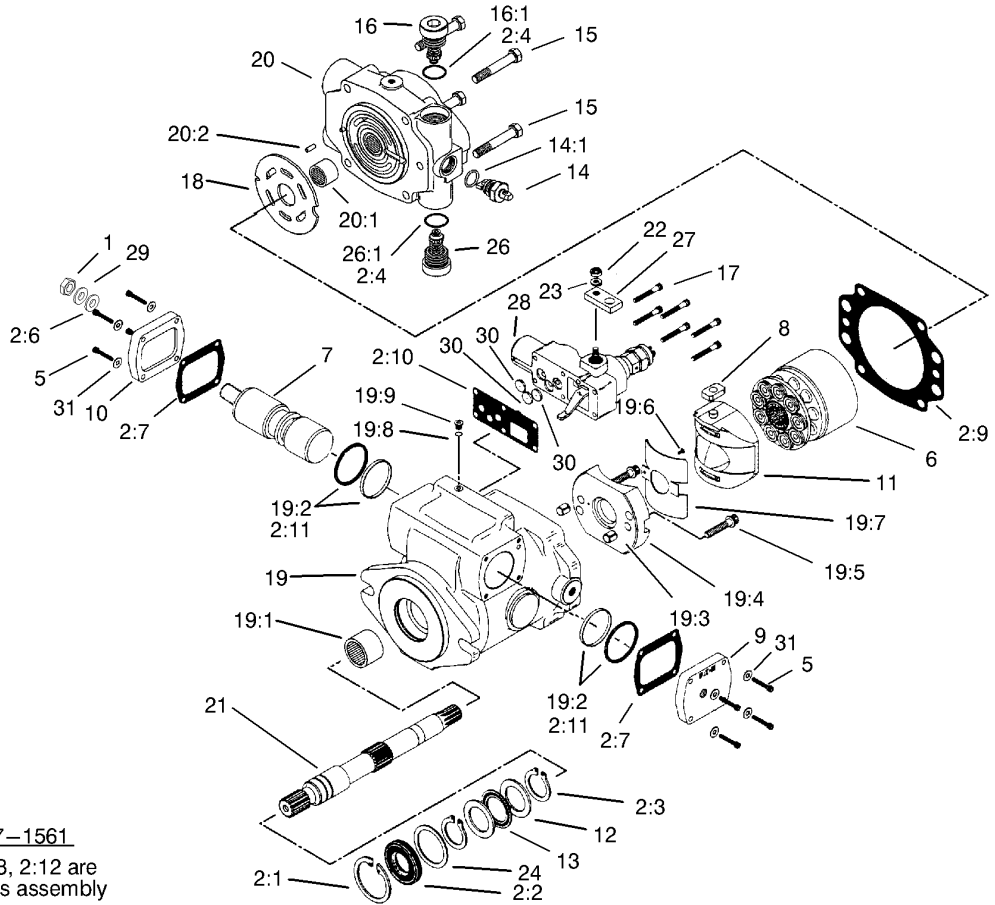
Ref	Part No.	Qty.	Description
21		1	Plug
23		1	Ring-Retaining
24		2	Retainer-Spring
25		1	Spring
26		1	Valve-Spool
27		1	Housing-Control
28		1	Shaft-Input
12		1	Adaptor
13		1	Ball
14		1	Pin
15	94-3043	1	Switch-Safety, Neutral
17		1	Screw-Set
18		1	Screw-Set
19		1	Pin
20		1	Ring-Retaining
21		1	Link
22		1	Pin-Dowel
23		1	Crank-Bell
24		1	Screw-Set
25	94-3044	1	Seal Kit
25:1		1	Seal-Dust
25:2		1	Seal-Dust
25:3		1	Seal-Wiper
25:4		1	Seal-Dust
25:5		1	Seal-Dust



Piston Pump Assembly No. 105-4567

Ref	Part No.	Qty.	Description
1	3220-2	1	Nut-Jam
2	107-1561	1	Seal Kit
2:1	60-6260	1	Ring
2:2	105-3331	1	Seal-Shaft
2:3	76-7000	2	Ring-Retaining
2:4		2	Seal-Dust
2:5	93-6314	2	O-Ring
2:6	94-3027	1	Washer-Seal
2:7	93-6339	2	Gasket
2:8	105-2905	1	O-Ring
2:9	105-2900	1	Gasket-Housing
2:10	105-2901	1	Gasket-Housing, Control
2:11		2	Seal ASM
2:12	74-9380	1	O-Ring
5	3274-81	8	Screw-HSH
6	93-6322	1	Rotating Kit
7	105-4572	1	Servo Piston ASM
8	94-3032	1	Follower-Piston
9	94-3033	1	Plate-Cover
10	105-9853	1	Plate-Cover
11	94-3026	1	Camplate ASM
12	76-6950	2	Race-Thrust
13	76-6960	1	Bearing-Thrust
14	105-2864	1	Valve-Bypass

Ref	Part No.	Qty.	Description
14:1		1	Seal-Dust
15	323-45	4	Screw-HH
16	105-2857	1	Valve-Relief
16:1		1	Seal-Dust
17	3274-59	6	Screw-HSH
18	94-3022	1	Plate-Valve
19	105-2859	1	Housing ASM
19:1		1	Bearing
19:2		2	Seal ASM
19:3		2	Dowel-Bushing
19:4		1	Cradle ASM
19:5		2	Screw
19:6		1	Screw
19:7		1	Bushing
19:8		1	Seal-Dust
19:9		1	Plug
20	105-2860	1	Backplate ASM
20:1		1	Bearing
20:2		1	Pin-Roll
21	105-2861	1	Shaft-Drive
22	3217-5	1	Nut-Hex
23	3253-3	1	Washer-Lock
24	60-6240	1	Washer
26	105-2858	1	Valve-Relief

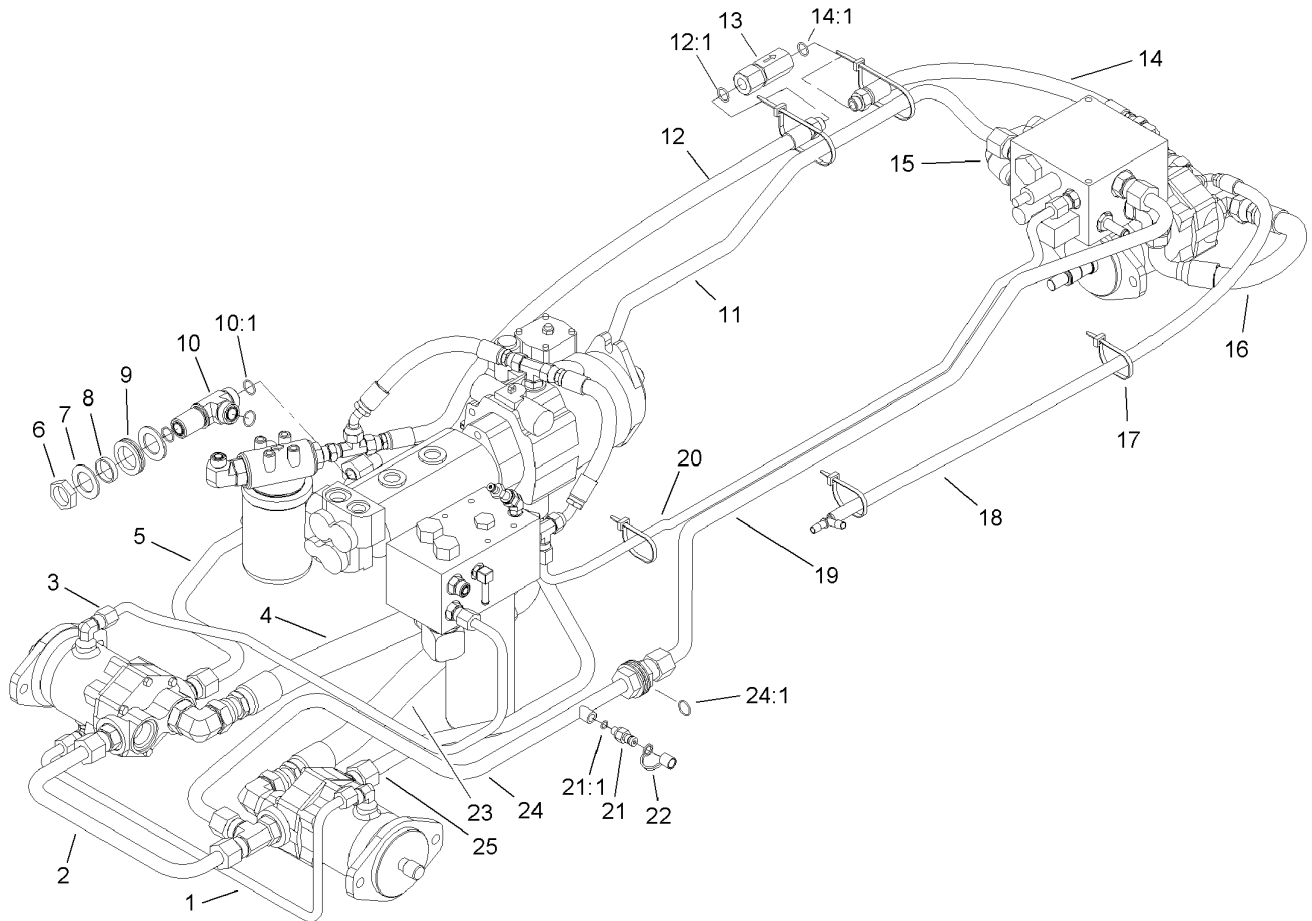


Seal Kit 107-1561
 items 2:5, 2:8, 2:12 are
 not used in this assembly

Piston Pump Assembly No. 105-4567 (continued)

Ref	Part No.	Qty.	Description
●26:1		1	Seal-Dust
27	105-2862	1	Arm-Control
28	93-6306	1	Control ASM
29	94-3030	1	Washer
30	105-2863	3	Orifice
31	3256-77	8	Washer-Flat

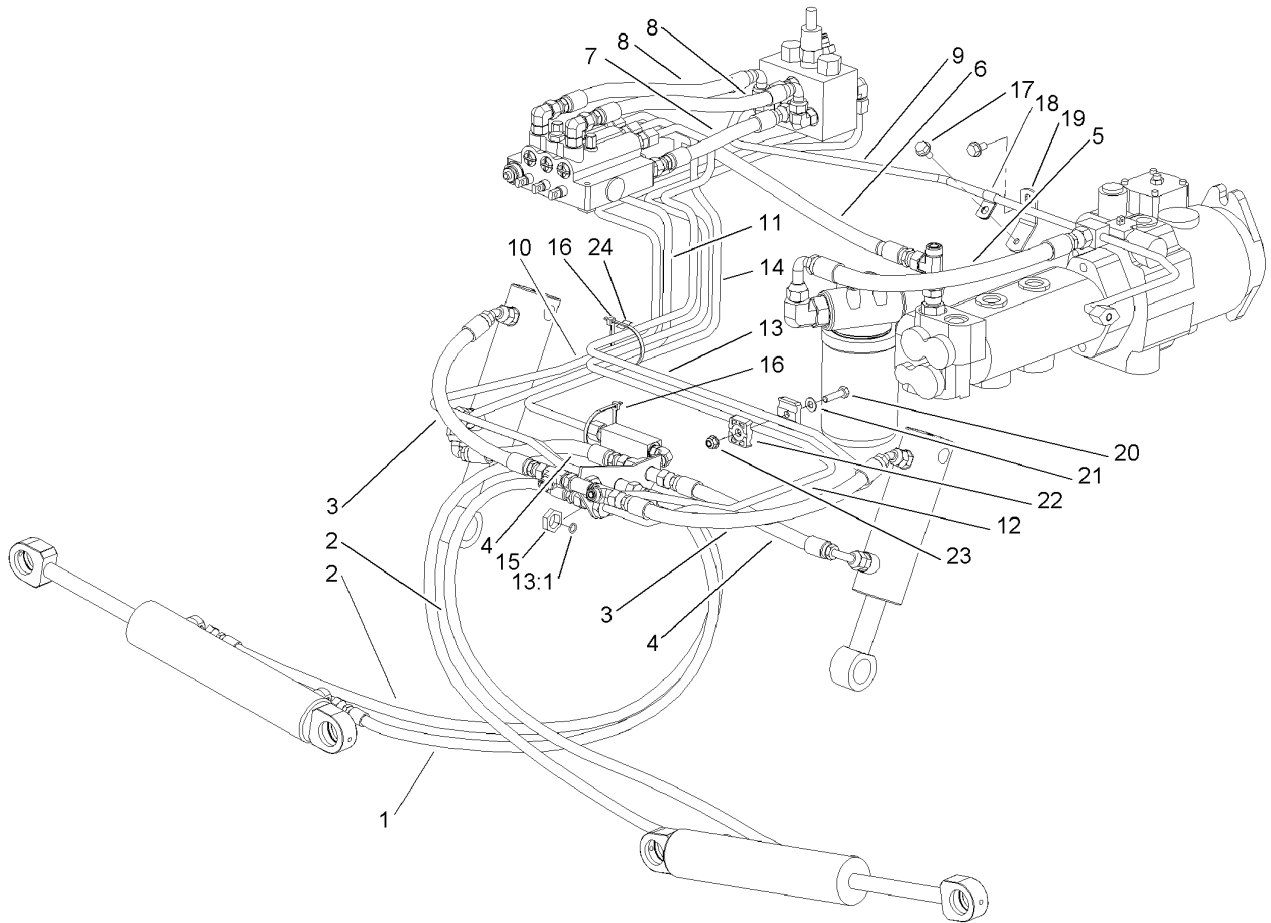
--	--	--	--



Traction Hydraulic Plumbing Assembly

Ref	Part No.	Qty.	Description
1	100-3095	1	Tube-HYD (Drain And Motors)
2	100-5574	1	Tube-HYD, Motor Front
3	104-0793	1	Tube-HYD (Drain Motor And Filter)
4	100-5525	1	Hose ASM
5	104-3581	1	Tube-HYD, RH Motor
6	340-126	2	Nut-Bulkhead
7	69-8910	4	Washer
8	69-8900	2	Spacer
9	240-7	2	Grommet-Rubber
10	104-3558	1	Fitting-Bulkhead
10:1	237-58	3	O-Ring
11	100-5571	1	Tube-HYD, RH Rear Traction
12	104-2237	1	Hose ASM
12:1	237-79	1	O-Ring
13	100-5600	1	Valve-Check
14	100-5617	1	Hose ASM
14:1	237-79	1	O-Ring
15	104-3502	1	Hose ASM
16	100-5579	1	Hose ASM
17	3290-378	11	Tie-Cable
18	100-5614	1	Hose ASM
19	100-5572	1	Tube-HYD, LH Rear Traction
20	105-4508	1	Tube-HYD, LH Charge

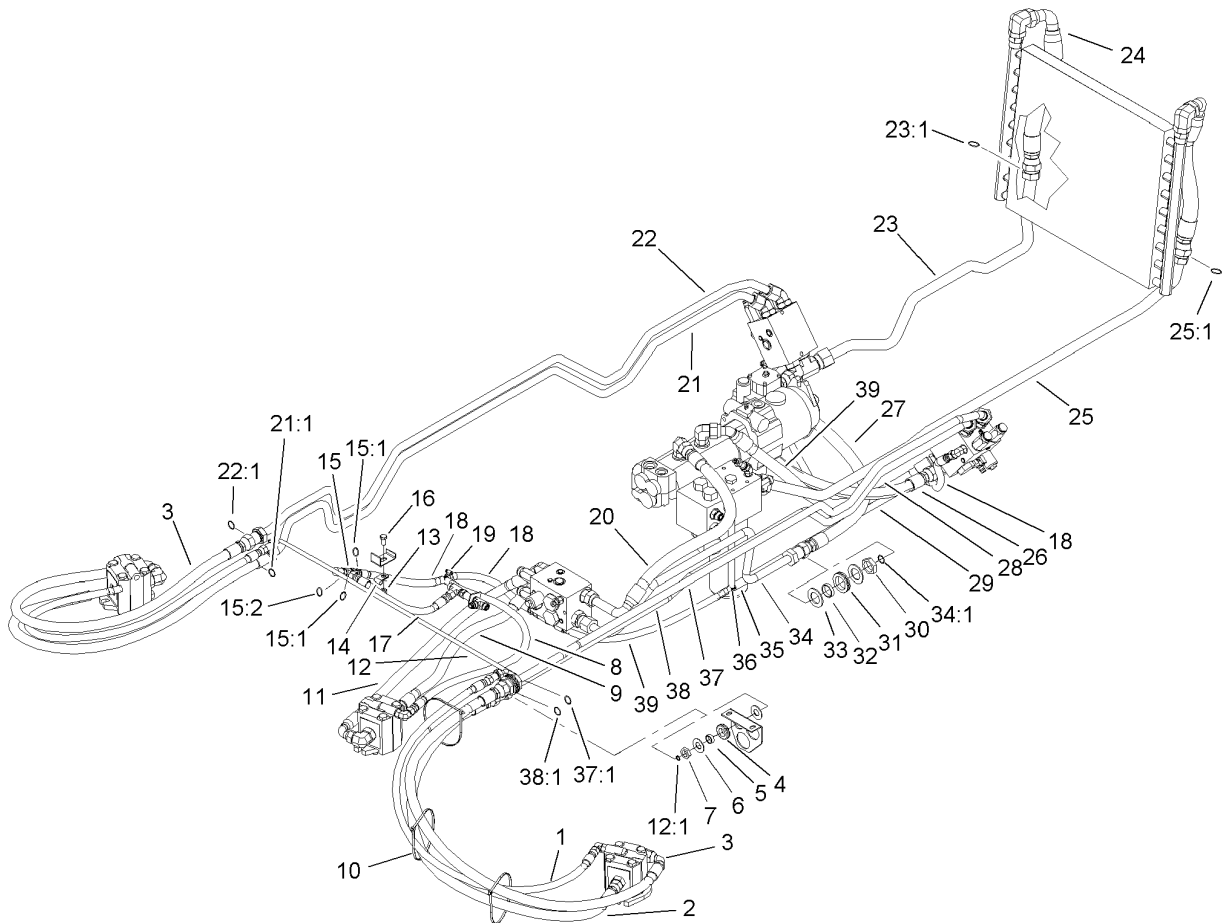
Ref	Part No.	Qty.	Description
21	354-77	2	Fitting-Quick
21:1	237-78	1	O-Ring
22	354-79	2	Cap-Dust
23	107-0204	1	Hose ASM
24	100-5573	1	Tube-HYD, LH Front Motor
24:1	237-58	1	O-Ring
25	104-3582	1	Tube-HYD, LH Motor



Lift Arm Hydraulic Plumbing Assembly

Ref	Part No.	Qty.	Description
1	107-0222	2	Hose ASM
2	107-0221	2	Hose ASM
3	92-7595	2	Hose ASM
4	104-2234	2	Hose ASM
5	83-9600	1	Hose ASM
6	104-2239	1	Hose ASM
●6:1	237-79	1	O-Ring
7	100-5589	1	Hose ASM
8	104-2240	2	Hose ASM
9	100-3089	1	Tube-HYD, Charge
10	105-7367	1	Tube-HYD
●10:1	237-22	1	O-Ring
11	105-7368	1	Tube-HYD
●11:1	237-22	1	O-Ring
12	105-7369	1	Tube-HYD
●12:1	237-22	1	O-Ring
13	105-7370	1	Tube-HYD
13:1	237-22	1	O-Ring
14	105-7371	1	Tube-HYD
15	340-70	4	Nut-Lock
16	3290-379	4	Tie-Cable
17	32144-14	2	Screw-HWHTF
18	2412-113	1	Clamp
19	107-0172	1	Angle-Support

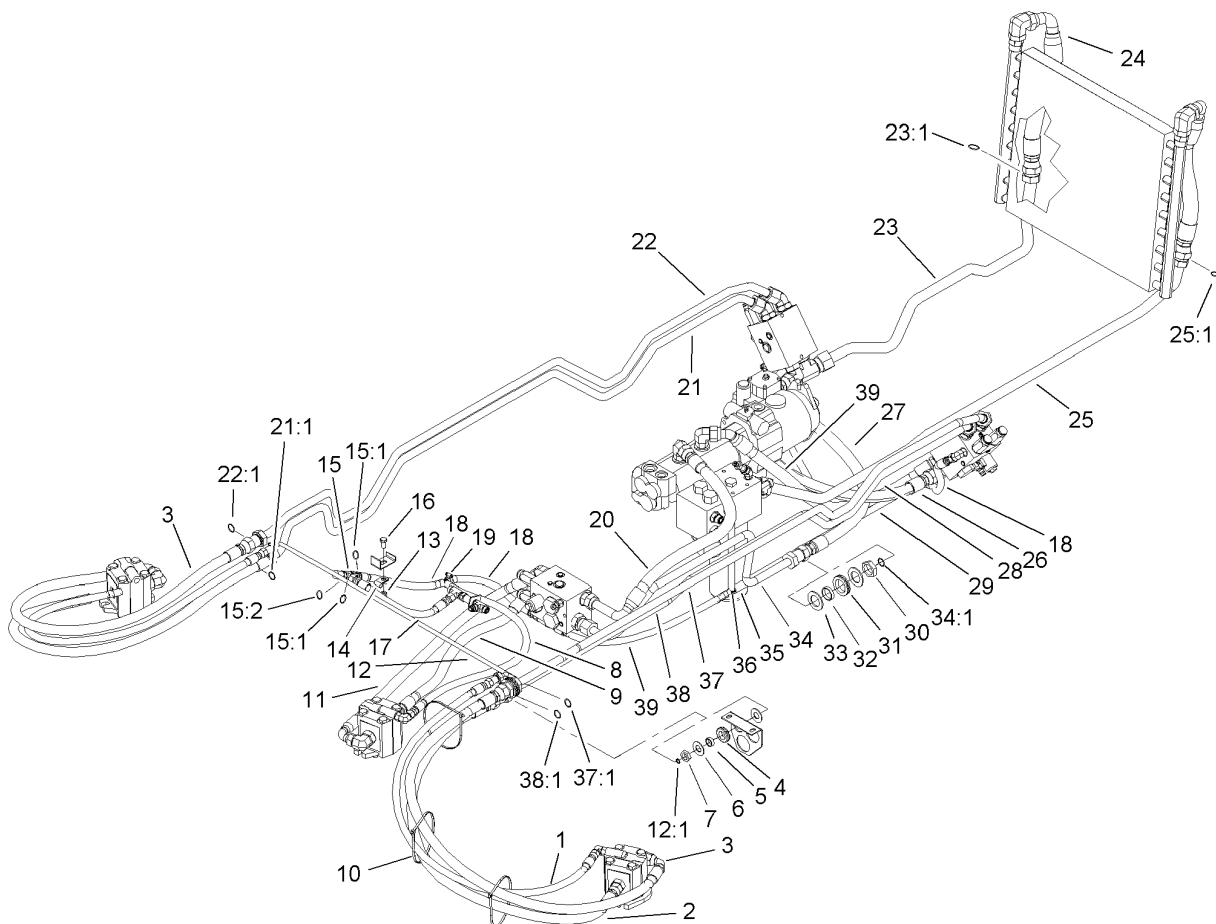
Ref	Part No.	Qty.	Description
20	322-6	1	Screw-HH
21	3256-23	1	Washer-Flat
22	56-7973	2	Clamp-Tube
23	104-8300	1	Nut-Flange, NI
24	92-2992	1	Foam-Strap



Power-Take-Off Hydraulic Plumbing Assembly

Ref	Part No.	Qty.	Description
1	105-7462	2	Hose ASM
2	105-7460	2	Hose ASM
3	105-7461	2	Hose ASM
4	240-4	2	Grommet-Rubber
5	69-8970	2	Spacer
6	69-8940	4	Washer
7	340-70	2	Nut-Lock
8	106-7208	1	Hose ASM
9	105-7459	1	Hose ASM
10	3290-379	9	Tie-Cable
11	98-7404	1	Hose ASM
12	105-7374	1	Tube-HYD
12:1	237-22	2	O-Ring
13	3296-39	1	Nut-Lock, NI
14	2412-113	1	Clamp
15	340-86	1	Fitting-HYD, Tee
15:1	237-22	2	O-Ring
15:2	237-42	1	O-Ring
16	323-4	1	Screw-HH
17	92-7833	1	Hose ASM
18	100-5641	3	Hose ASM
19	2412-36	12	Clamp-Hose
20	95-0961	1	Hose ASM
21	105-7366	1	Tube-HYD

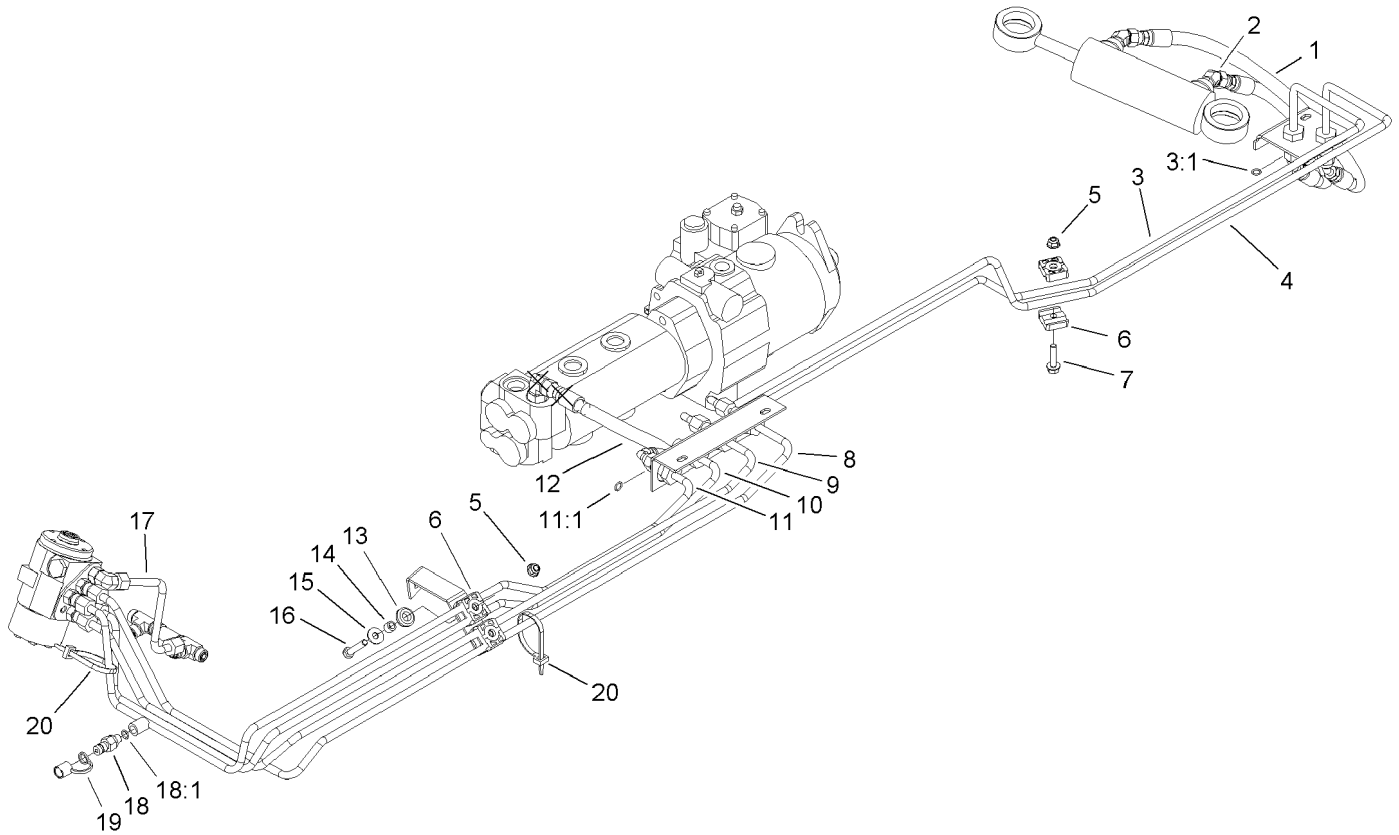
Ref	Part No.	Qty.	Description
21:1	237-58	1	O-Ring
22	105-7365	1	Tube-HYD
22:1	237-58	1	O-Ring
23	104-0796	1	Tube-HYD, RH Cooler
23:1	340-65	1	O-Ring
24	107-0243	2	Hose ASM
25	104-0797	1	Tube-HYD, LH Cooler
25:1	340-65	1	O-Ring
26	100-5645	1	Hose ASM
27	104-2235	1	Hose ASM
28	104-2264	1	Hose ASM
29	100-5649	2	Hose
30	340-126	5	Nut-Bulkhead
31	240-7	5	Grommet-Rubber
32	69-8900	5	Spacer
33	69-8910	10	Washer
34	104-0795	1	Tube-HYD, Front PTO
34:1	237-58	1	O-Ring
35	100-5607	1	Hose
36	354-107	4	Fitting-HYD, Tee
37	105-7363	1	Tube-HYD
37:1	237-58	1	O-Ring
38	105-7364	1	Tube-HYD
38:1	237-58	1	O-Ring



Power-Take-Off Hydraulic Plumbing Assembly (continued)

Ref	Part No.	Qty.	Description
39	100-5570	2	Hose ASM

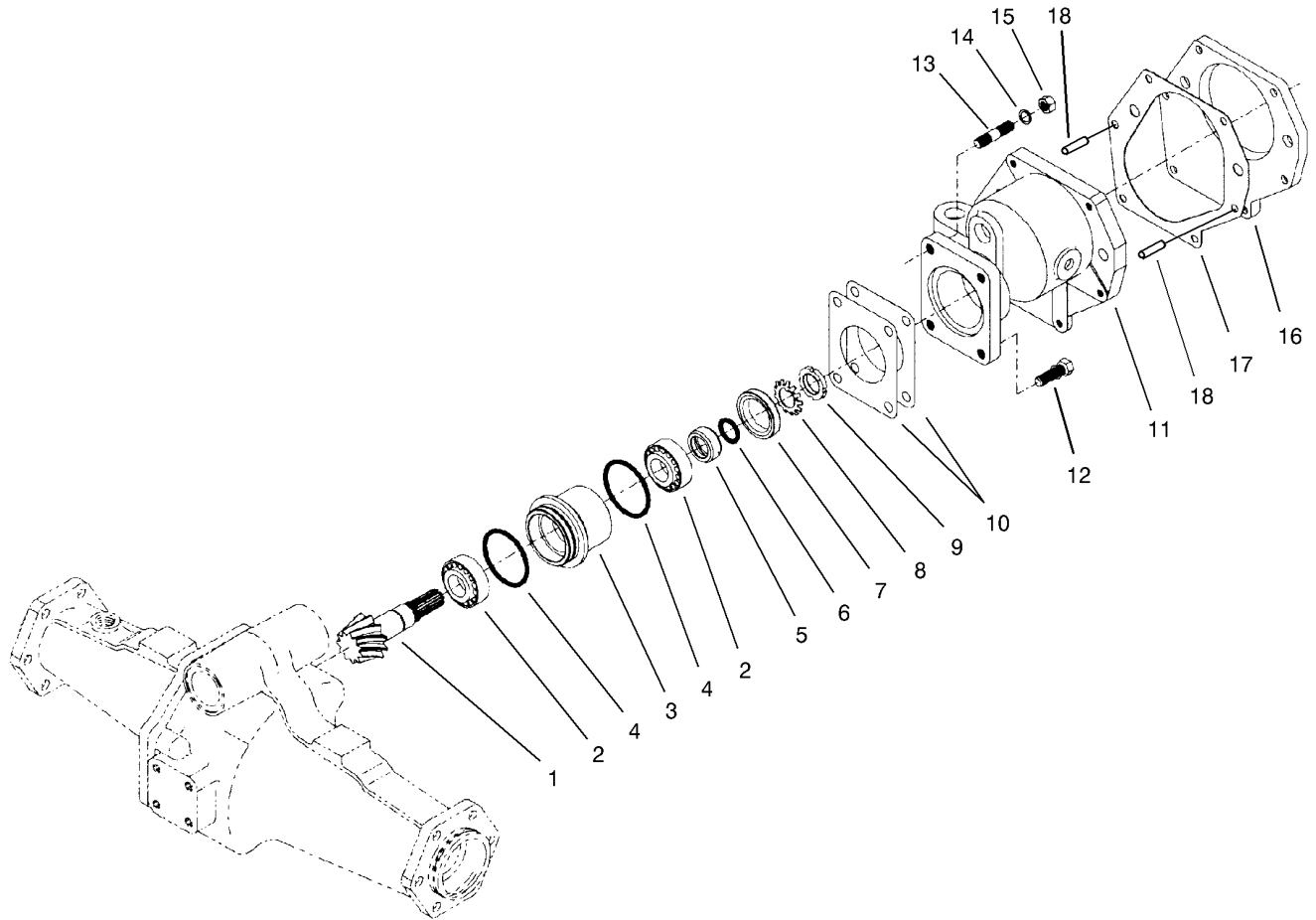
--	--	--	--



Steering Hydraulic Assembly

Ref	Part No.	Qty.	Description
1	92-7538	1	Hose ASM
2	92-7539	1	Hose ASM
3	100-5576	1	Tube-HYD, Steering, Rear, RH
3:1	237-22	1	O-Ring
4	100-5575	1	Tube-HYD, Steering, Rear, LH
④4:1	237-22	1	O-Ring
5	104-8300	3	Nut-Flange, NI
6	56-7973	6	Clamp-Tube
7	3234-36	1	Screw-HHF
8	100-3091	1	Tube-HYD, Steering, Front, LH
⑧8:1	237-22	1	O-Ring
9	100-3092	1	Tube-HYD, Steering, Front, RH
⑨9:1	237-22	1	O-Ring
10	100-3093	1	Tube-HYD (Beyond Power Steering)
⑩10:1	237-22	1	O-Ring
11	100-3090	1	Tube-HYD, Pressure Steering
11:1	237-22	1	O-Ring
12	69-5440	1	Hose ASM
13	93-5108	2	Grommet-Rubber
14	93-5109	2	Spacer
15	3256-71	2	Washer-Flat
16	322-8	2	Screw-HH
17	100-5588	1	Tube-HYD (Steer And Drain)

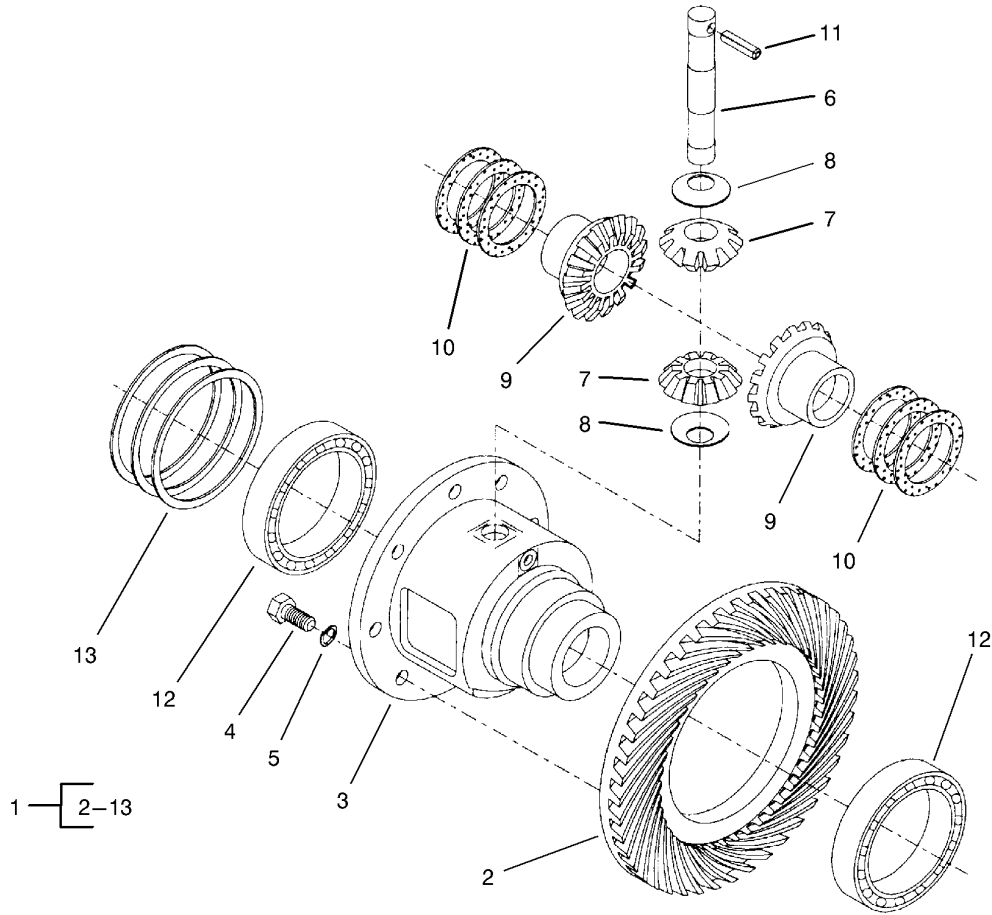
Ref	Part No.	Qty.	Description
18	354-77	1	Fitting-Quick
18:1	237-78	1	O-Ring
19	354-79	1	Cap-Dust
20	3290-378	2	Tie-Cable



Bevel Pinion Shaft Assembly Rear Axle Assembly No. 100-3784

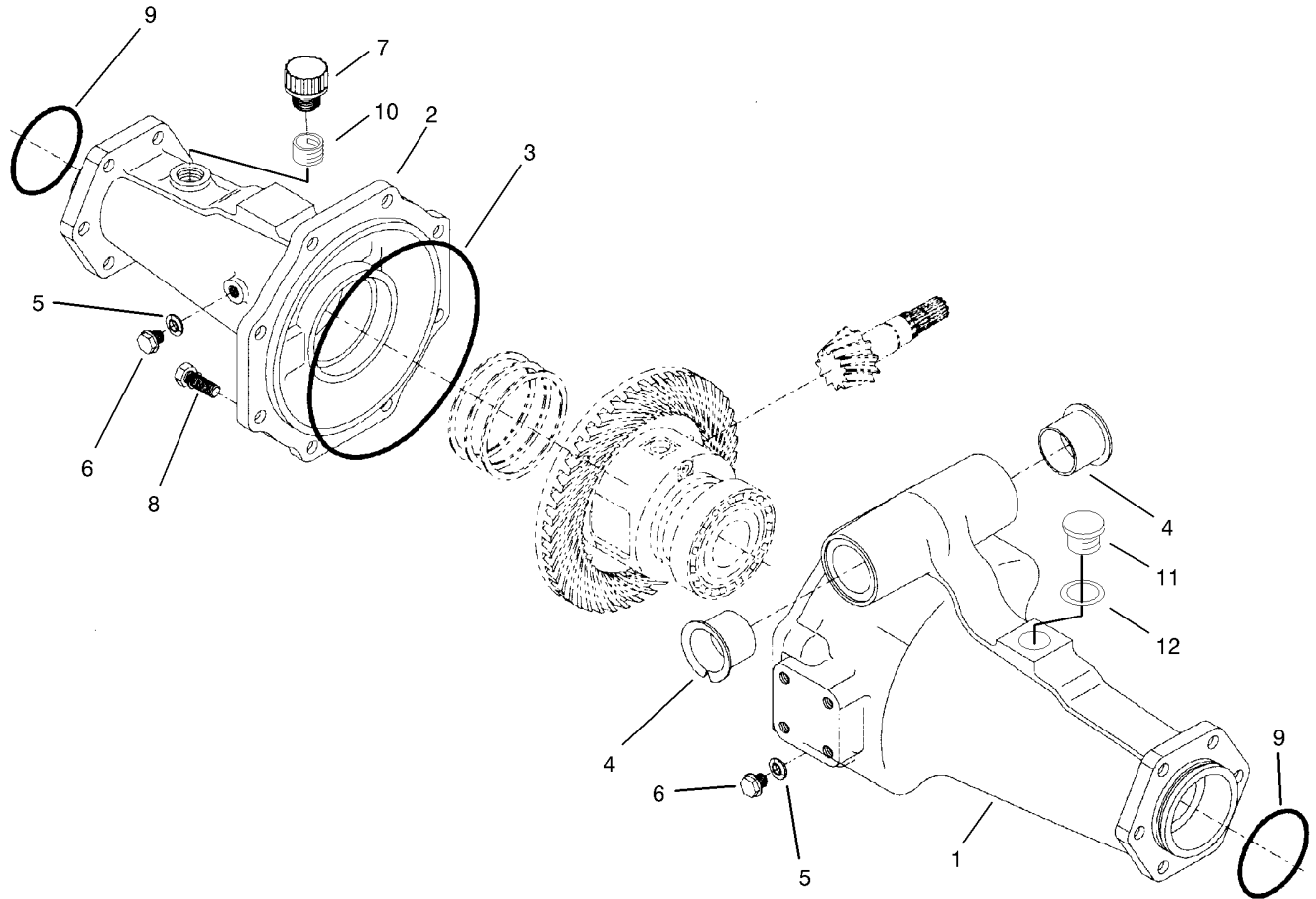
Ref	Part No.	Qty.	Description
1	100-2555	1	Ring And Pinion Matched Set
2	99-7570	2	Bearing-Roller, Taper
3	95-7534	1	Case-Bearing
4	99-7571	2	O-Ring
5	99-7572	1	Collar-Seal, Oil
6	99-7573	1	O-Ring
7	99-7574	1	Seal-Oil
8	99-7559	1	Washer-Lock
9	99-7560	1	Nut-Lock
10	99-7550	2	Shim 0.1
10	99-7551	2	Shim 0.2
11	95-7533	1	Case-Gear
12	99-7575	2	Bolt
13	98-7735	2	Stud
14	99-7527	2	Washer-Spring
15	99-7526	2	Nut
16	95-7541	1	Plate-Cover
17	95-7540	1	Gasket
18	104-2353	2	Pin-Dowel

--	--	--	--



Differential Assembly Rear Axle Assembly No. 100-3784

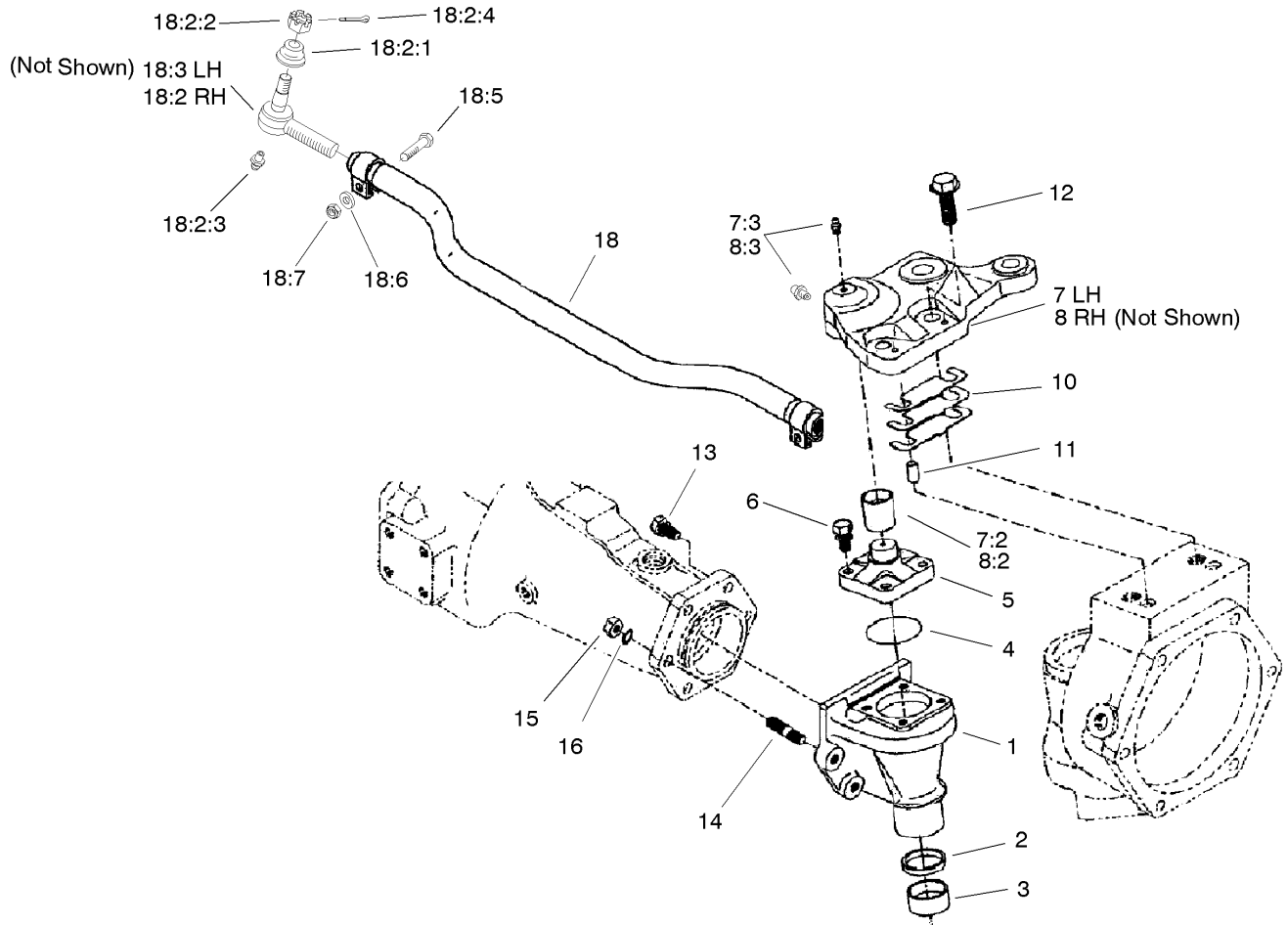
Ref	Part No.	Qty.	Description
1	95-7503	1	Differential ASM
2	100-2555	1	Ring And Pinion Matched Set
3	95-7502	1	Case-Differential
4	99-7576	8	Bolt
5	99-7577	8	Washer-Spring
6	99-7578	1	Shaft-Differential
7	99-7579	2	Pinion-Differential
8	99-7580	2	Washer-Differential
9	99-7581	2	Gear-Differential
10	99-7582	2	Washer-Differential
10	99-7583	2	Washer-Differential
10	99-7584	2	Washer-Differential
11	99-7588	1	Pin-Spring
12	99-7562	2	Bearing-Ball
13	99-7585	2	Shim 0.1
13	99-7586	2	Shim 0.2
13	99-7587	2	Shim 0.4



Axle Support Assembly Rear Axle Assembly No. 100-3784

Ref	Part No.	Qty.	Description
1	95-7508	1	Support-Axle
2	95-7506	1	Support-Axle
3	95-7507	1	O-Ring
4	95-7537	2	Bushing-Flanged
5	99-7590	2	Washer-Seal
6	99-7589	2	Plug
7	99-7591	1	Oil Plug ASM
8	99-7592	8	Bolt
9	99-7593	2	O-Ring
10	104-2377	1	Extension-Vent
11	104-8643	1	Plug
12	104-8644	1	O-Ring

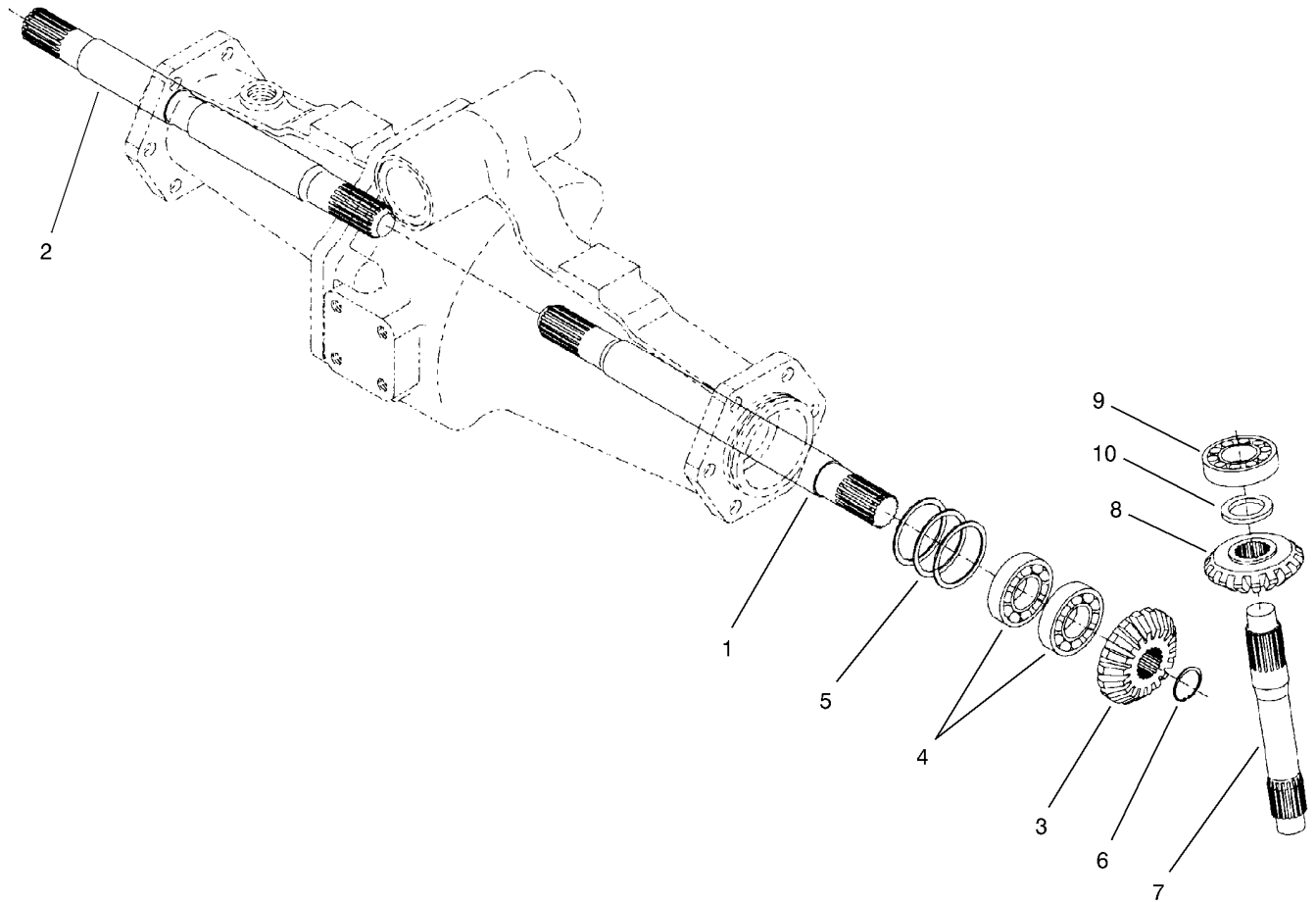
--	--	--	--



Bevel Gear Case Assembly Rear Axle Assembly No. 100-3784

Ref	Part No.	Qty.	Description
1	95-7538	2	Case-Gear, Bevel
2	100-2557	2	Seal-Oil
3	104-2378	2	Bushing
4	104-2372	2	O-Ring
5	104-2373	2	Knuckle
6	104-2374	8	Bolt
7	100-3768	1	LH Steering Arm ASM
7:2	104-8634	1	Bushing
7:3	106-1104	2	Fitting-Grease
8	100-3766	1	RH Steering Arm ASM
8:2	104-8634	1	Bushing
8:3	106-1104	2	Fitting-Grease
10	95-7547	2	Shim 0.1
10	95-7548	2	Shim 0.2
10	95-7549	2	Shim 0.3
11	99-7597	4	Pin-Dowel
12	104-2375	4	Bolt
13	99-7599	8	Bolt
14	99-7525	4	Stud
15	99-7526	4	Nut
16	99-7527	4	Washer-Spring
18	106-1111	1	Steering Tie Rod ASM
18:2	106-1113	1	Tie Rod End ASM
18:2:1	100-3853	1	Cover-Dust

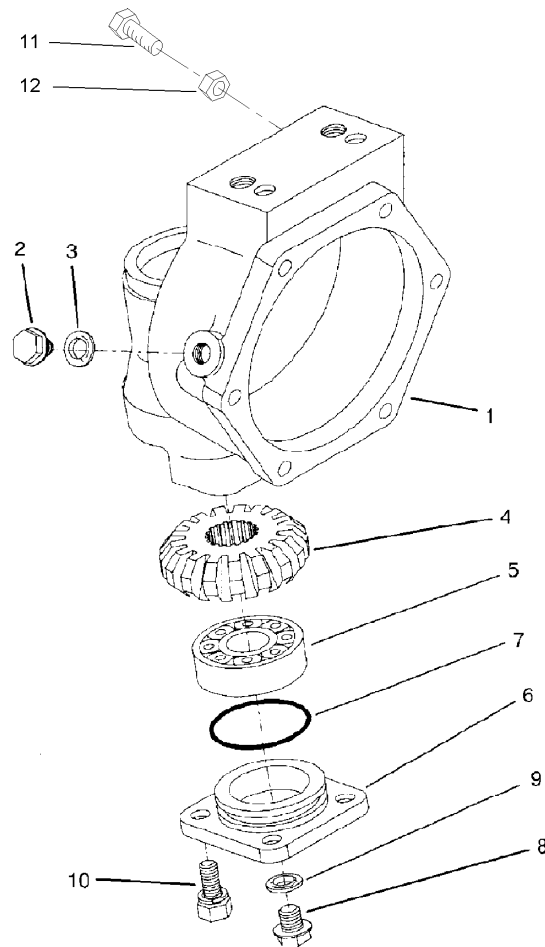
Ref	Part No.	Qty.	Description
18:2:2	100-3854	1	Nut-Castle
18:2:3	106-1104	1	Fitting-Grease
18:2:4	3272-11	1	Pin-Cotter
18:3	106-1112	1	Tie Rod End ASM - LH Thread
●18:3:1	100-3853	1	Cover-Dust
●18:3:2	100-3854	1	Nut-Castle
●18:3:3	106-1104	1	Fitting-Grease
●18:3:4	3272-11	1	Pin-Cotter
18:5	100-3855	2	Bolt
18:6	99-7527	2	Washer-Spring
18:7	99-7526	2	Nut



Bevel Gear Shaft Assembly Rear Axle Assembly No. 100-3784

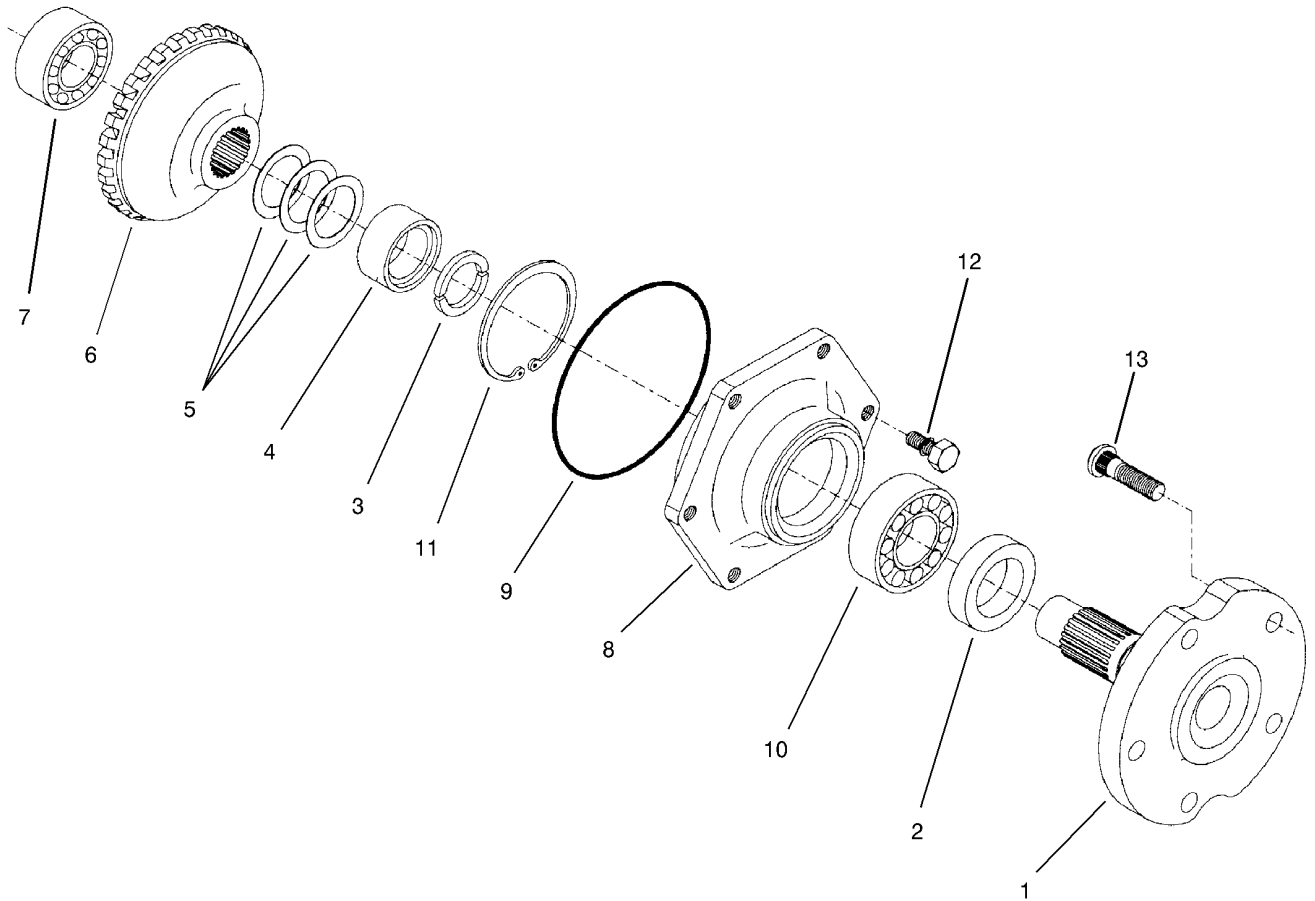
Ref	Part No.	Qty.	Description
1	95-7509	1	Shaft-Gear, Differential
2	95-7512	1	Shaft-Gear, Differential
3	95-7517	2	Gear-Bevel, 15 Tooth
4	99-7530	4	Bearing-Ball
5	99-7552	2	Shim 0.1
5	99-7553	2	Shim 0.2
5	99-7554	2	Shim 0.5
6	99-7531	2	Clip
7	95-7529	2	Shaft-Gear, Bevel
8	95-7519	2	Gear-Bevel, 17 Tooth
9	99-7532	2	Bearing-Roller, Taper
10	99-7558	2	Collar

--	--	--	--



Axle Case Assembly Rear Axle Assembly No. 100-3784

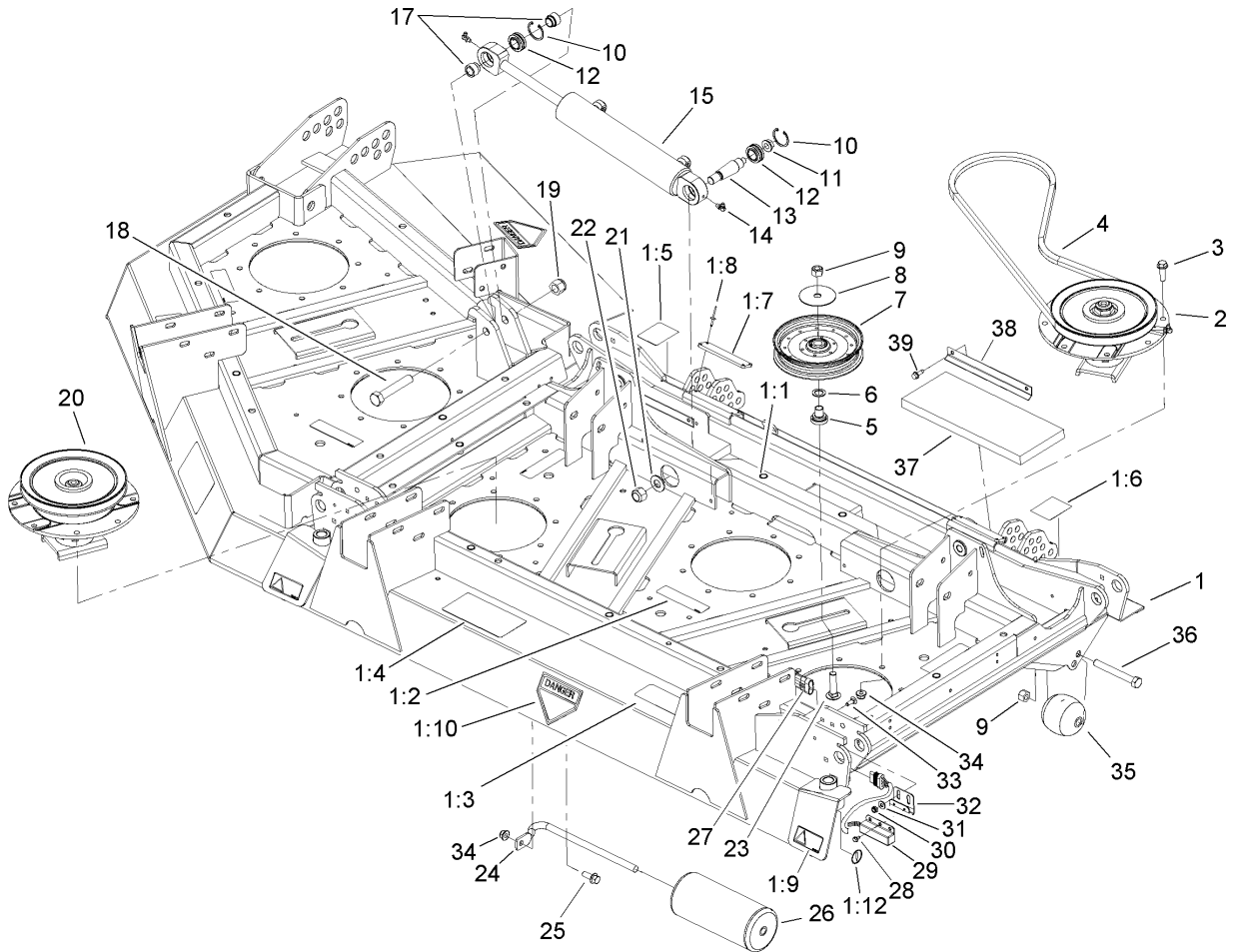
Ref	Part No.	Qty.	Description
1	95-7531	2	Case-Axle
2	99-7535	2	Plug
3	99-7536	2	Washer-Seal
4	95-7527	2	Gear-Bevel, 17 Tooth
5	99-7532	2	Bearing-Roller, Taper
6	100-2560	2	Cover
7	100-2561	2	O-Ring
8	99-7589	2	Plug
9	99-7590	2	Washer-Seal
10	100-2562	8	Bolt
11	106-1102	2	Bolt-Stop
12	106-1103	2	Nut



Axle Assembly Rear Axle Assembly No. 100-3784

Ref	Part No.	Qty.	Description
1	95-7522	2	Axle
2	99-7564	2	Seal-Oil
3	95-7544	4	Clip
4	95-7523	2	Spacer
5	99-7555	2	Shim 0.3
5	99-7556	2	Shim 0.2
5	99-7557	2	Shim 0.5
6	95-7524	2	Gear-Bevel, 29 Tooth
7	99-7534	2	Bearing-Ball
8	95-7521	2	Cover-Axle
9	99-7538	2	O-Ring
10	99-7561	2	Bearing-Ball
11	99-7539	2	Clip
12	99-7596	12	Bolt
13	99-7563	10	Stud

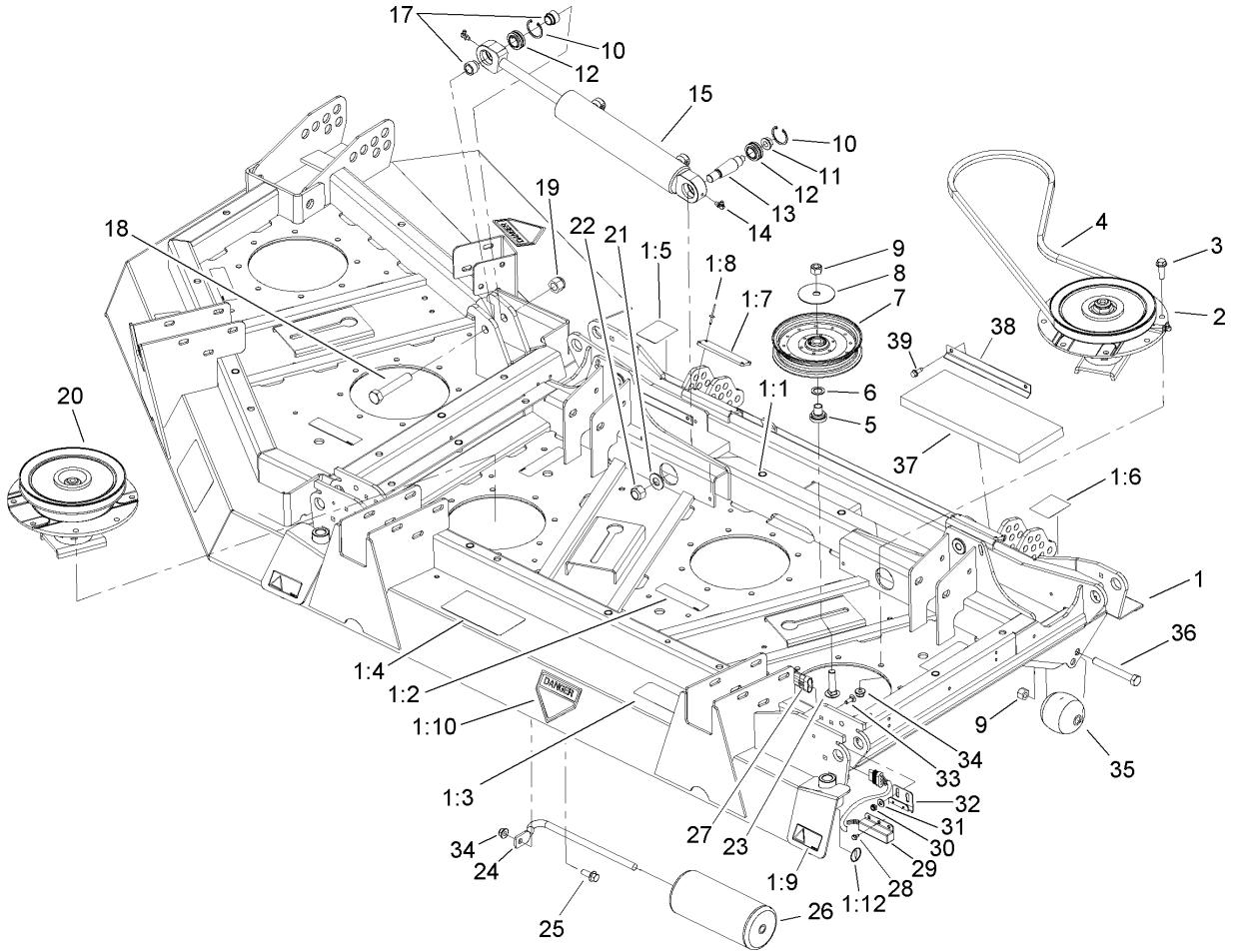
--	--	--	--



Center Deck Assembly

Ref	Part No.	Qty.	Description
1	105-7351	1	Center Deck ASM
1:1	32148-9	9	Insert-Nut
1:2	100-6578	3	Decal-Danger
1:3	93-7818	1	Decal-Torque, Blade Bolt
1:4	100-5622	1	Decal-HOC
1:5	106-4250	1	Decal-HOC, RH
1:6	106-4251	1	Decal-HOC, LH
1:7	105-0786	2	Pad-Plastic
1:8	3269-24	8	Rivet
1:9	93-6674	2	Decal-Warning
1:10	43-8480	1	Decal-Danger
1:10	106-6753	1	Decal-Danger, Ce
1:12	58-6520	2	Decal-Grease
2	104-3532	3	Low Driven Spindle ASM
3	3234-24	44	Screw-HHF
4	105-7438	4	V-Belt
5	100-2984	4	Spacer-Idler
6	3256-69	4	Washer-Flat
7	99-5493	4	Pulley-Idler
8	100-3102	4	Washer-Flat
9	3296-25	6	Nut-Lock, NI
10	32151-34	4	Ring-Retaining
11	32128-42	2	Nut-HF
12	105-7441	4	Bearing-Spherical

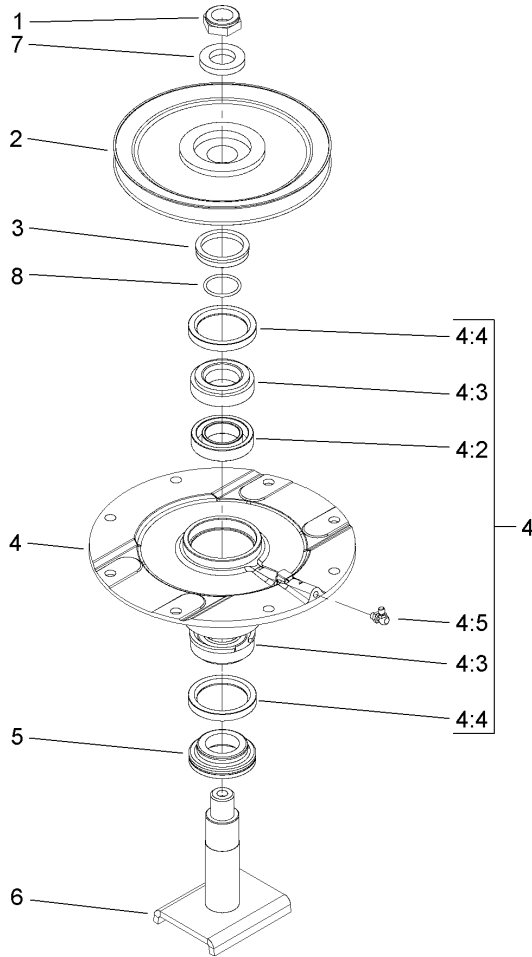
Ref	Part No.	Qty.	Description
13	105-7468	2	Stud-Tapered
14	302-60	4	Fitting-Grease, 90 DEG
15	107-0190	2	Cylinder-Lift, Wing
17	105-7443	4	Spacer-Pilot
18	327-14	2	Screw-HH
19	3296-53	2	Nut-Lock, NI
20	104-3531	1	High Driven Spindle ASM
21	3256-27	2	Washer-Flat
22	3296-41	2	Nut-Lock NI
23	3233-4	4	Screw-CARR
24	68-6840	1	Shaft-Roller
25	3234-11	1	Screw-HHF
26	68-6710	1	Roller
27	105-7473	1	Harness-Wire, Deck
28	104-2065	4	Screw-HWH
29	104-0758	2	Sensor-Ferrous
30	3296-56	4	Nut-Lock, NI
31	3256-22	4	Washer-Flat
32	106-4264	2	Bracket-Switch
33	3229-1	4	Screw-CARR
34	104-8301	45	Nut-Flange, NI
35	29-4820	2	Roller
36	325-17	2	Screw-HH
37	106-7179	2	Pad-Foam



Center Deck Assembly (continued)

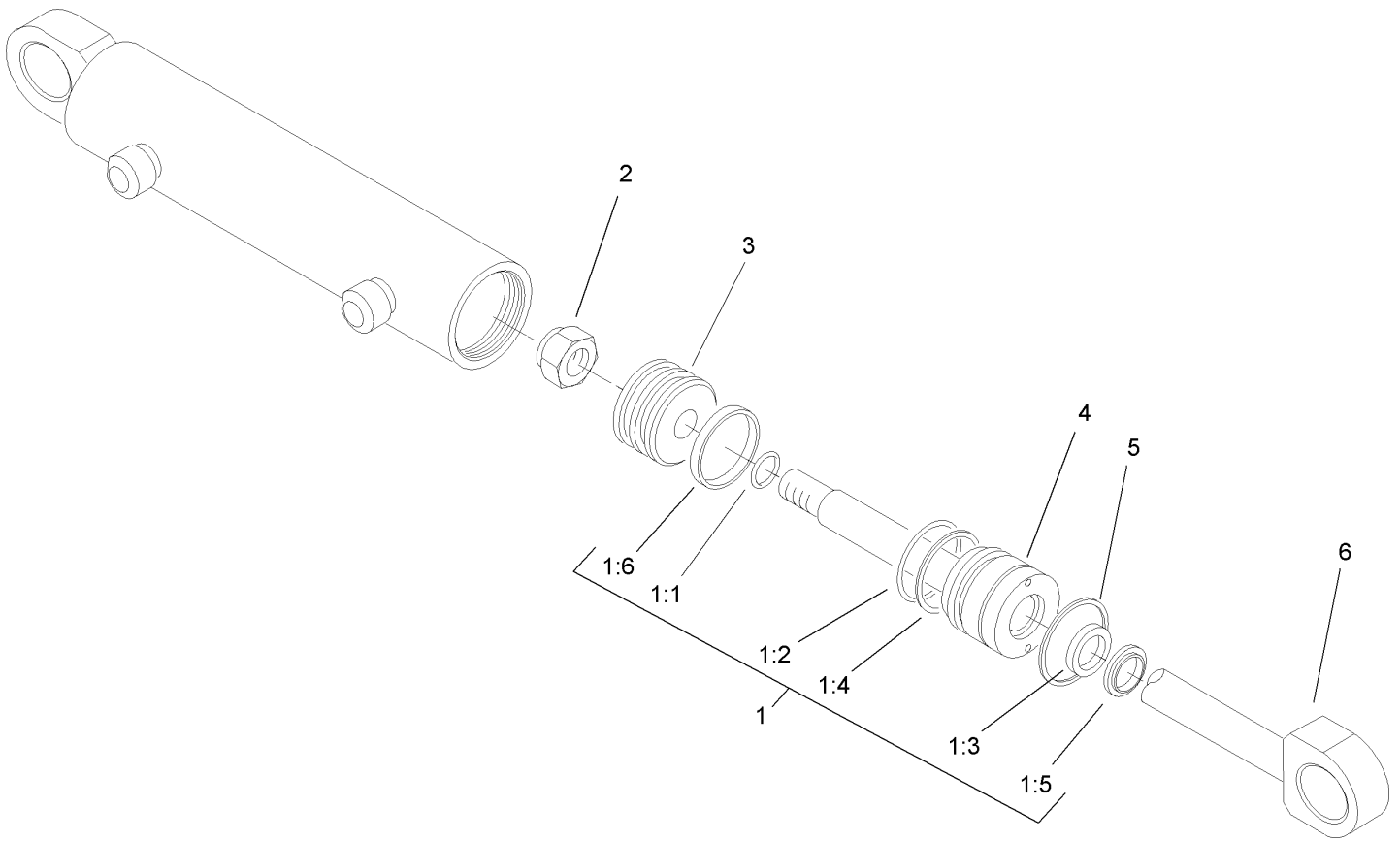
Ref	Part No.	Qty.	Description
38	106-7227	4	Support-Pad
39	32104-95	8	Screw-HWH

--	--	--	--



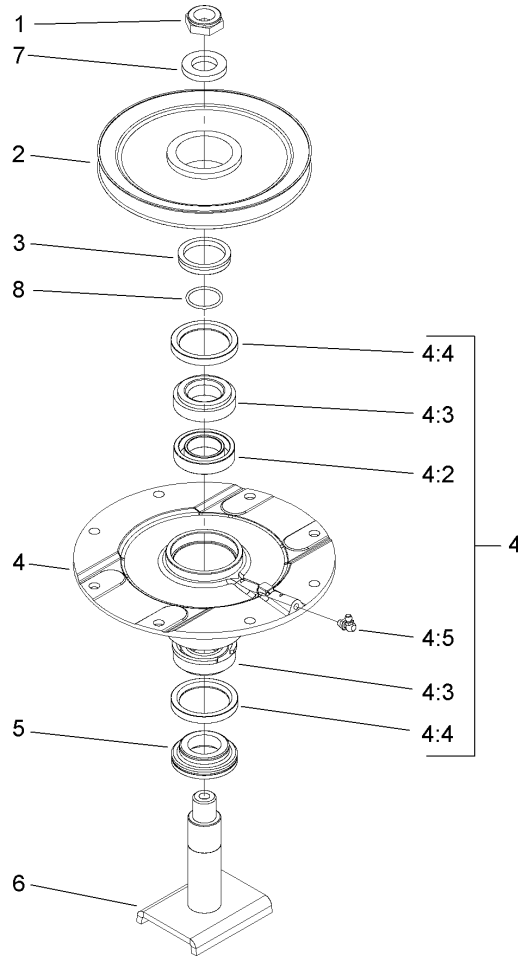
Low Driven Spindle Assembly No. 104-3532

Ref	Part No.	Qty.	Description				
1	3296-60	1	Nut-Lock, NI				
2	104-3546	1	Pulley-Driven, Low				
3	104-3564	1	Seal-V Ring				
4	104-3552	1	Spindle Housing ASM				
4:2	104-3549	1	Bearing Spacer Set				
4:3	26-1830	1	Bearing Kit (Matched Set)				
4:4	253-154	2	Seal-Oil				
4:5	302-60	1	Fitting-Grease, 90 DEG				
5	69-6950	1	Spacer-Shaft, Spindle				
6	104-3554	1	Spindle Shaft ASM				
7	104-8322	1	Washer-Hardened				
8	106-7159	1	O-Ring				



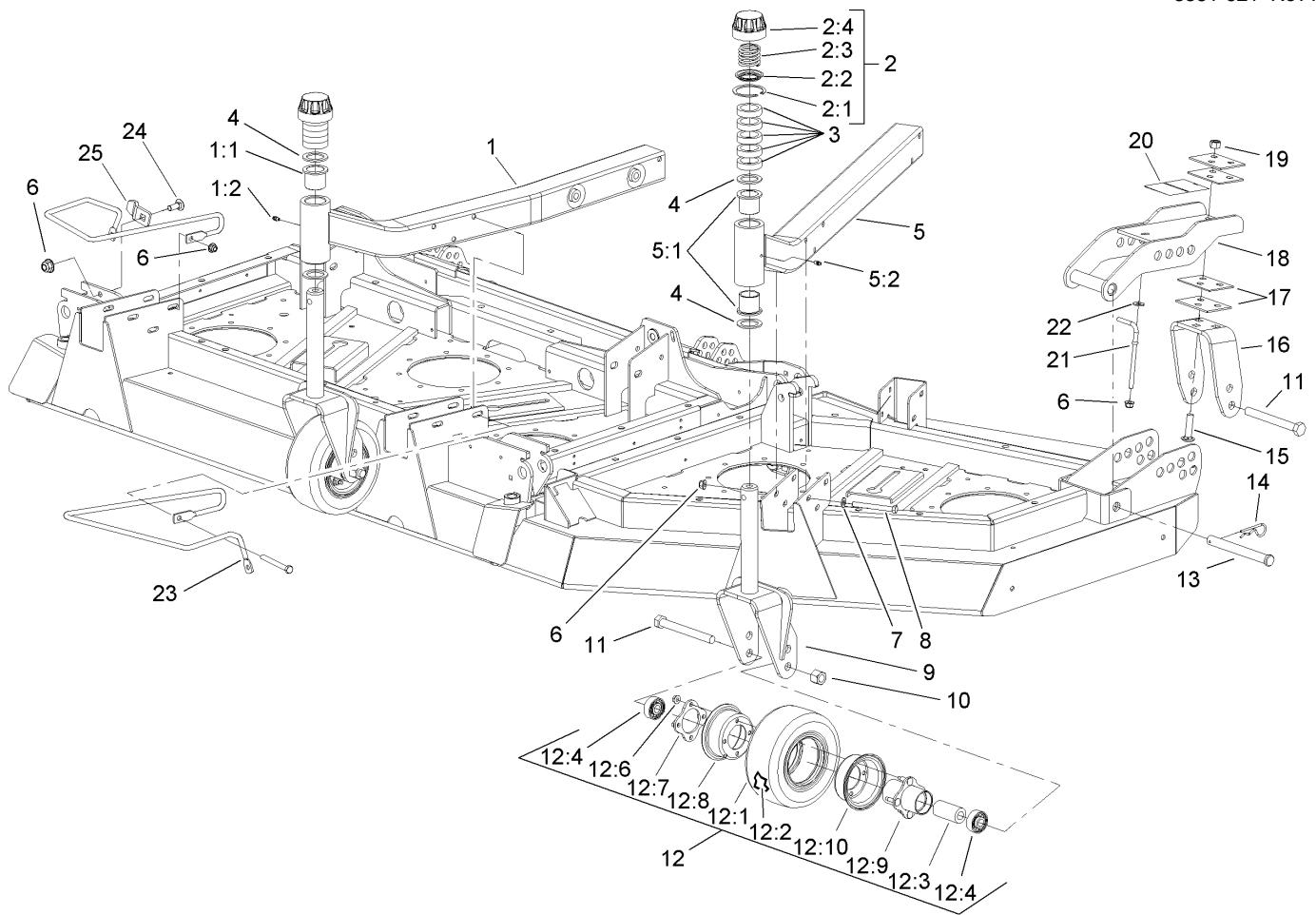
Wing Lift Cylinder Assembly No. 107-0190

Ref	Part No.	Qty.	Description
1	107-0247	1	Seal Kit
1:1		1	Seal-Dust
1:2		1	Seal-Dust
1:3		1	Seal ASM
1:4		1	Back-Up
1:5		1	Wiper
1:6		1	Seal
2		1	Locknut
3		1	Piston
4		1	Head
5		1	Ring-Retaining
6		1	Rod ASM



High Driven Spindle Assembly No. 104-3531

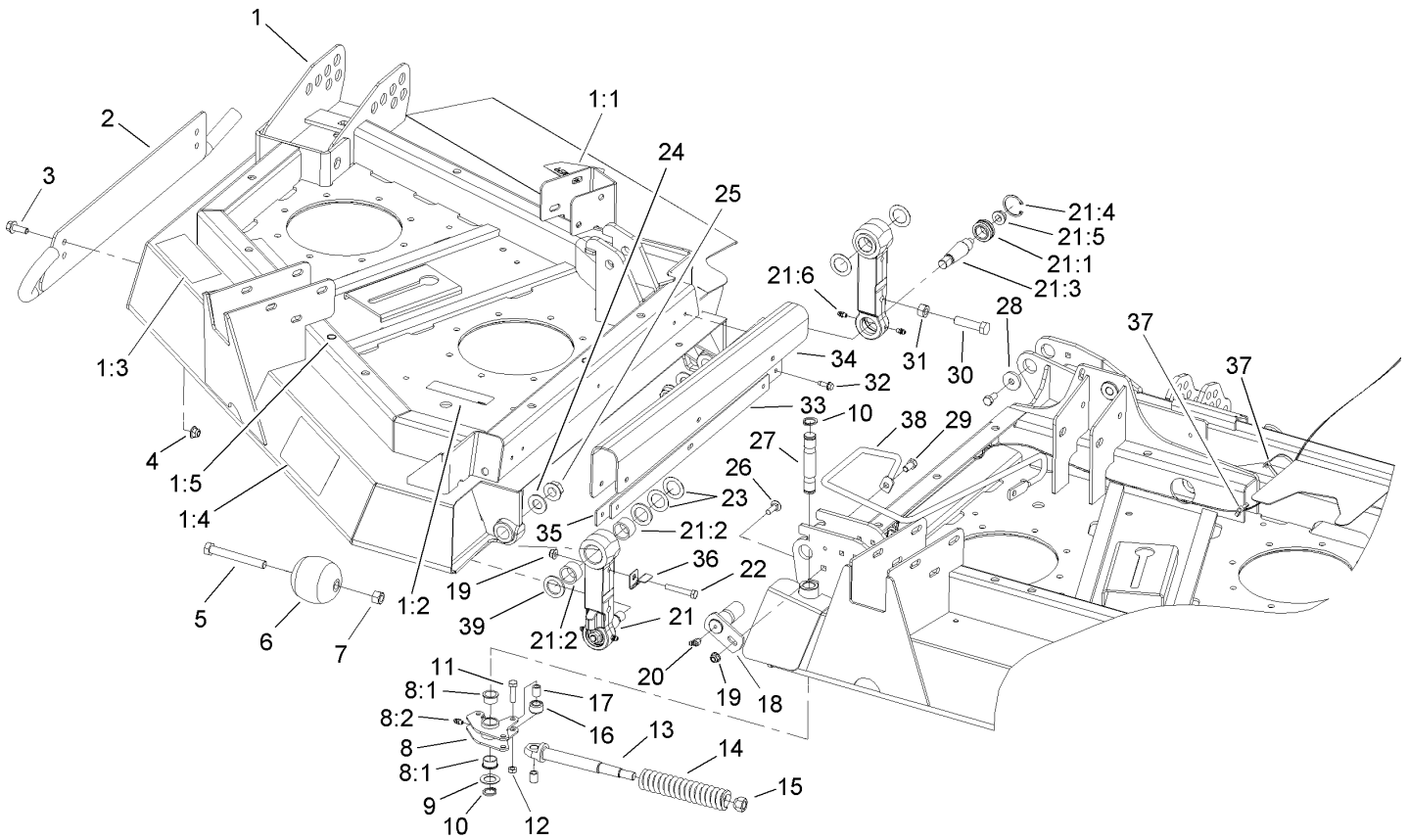
Ref	Part No.	Qty.	Description
1	3296-60	1	Nut-Lock, NI
2	104-3548	1	Pulley-Driven, High
3	104-3564	1	Seal-V Ring
4	104-3552	1	Spindle Housing ASM
4:2	104-3549	1	Bearing Spacer Set
4:3	26-1830	1	Bearing Kit (Matched Set)
4:4	253-154	2	Seal-Oil
4:5	302-60	1	Fitting-Grease, 90 DEG
5	69-6950	1	Spacer-Shaft, Spindle
6	104-3554	1	Spindle Shaft ASM
7	104-8322	1	Washer-Hardened
8	106-7159	1	O-Ring



Castor Fork Assembly

Ref	Part No.	Qty.	Description
1	105-7414	2	Center Castor Arm ASM
1:1	104-8340	2	Bushing
1:2	302-5	1	Fitting-Grease
2	92-9727	4	HOC Cap ASM
2:1	92-5581	1	Ring-Retaining
2:2	92-5583	1	Washer-Cap
2:3	92-9726	1	Spring-Compression
2:4	92-8861	1	Cap-HOC
3	69-1510	20	Spacer-Caster
4	69-6860	8	Washer-Thrust
5	105-7429	2	Side Castor Arm ASM
5:1	104-8340	2	Bushing
5:2	302-5	1	Fitting-Grease
6	104-8301	24	Nut-Flange, NI
7	3256-24	18	Washer-Flat
8	323-15	20	Screw-HH
9	92-7750-01	4	Fork-Castor
10	3296-53	6	Nut-Lock, NI
11	327-24	6	Screw-HH
12	93-9938	6	8 Inch Wheel ASM
12:1	93-9939	1	Tire
12:2	68-8950	1	Tube-Inner (W/Valve)
12:3	93-4241	1	Spacer-Bearing, Inner
12:4	93-4237	2	Bearing

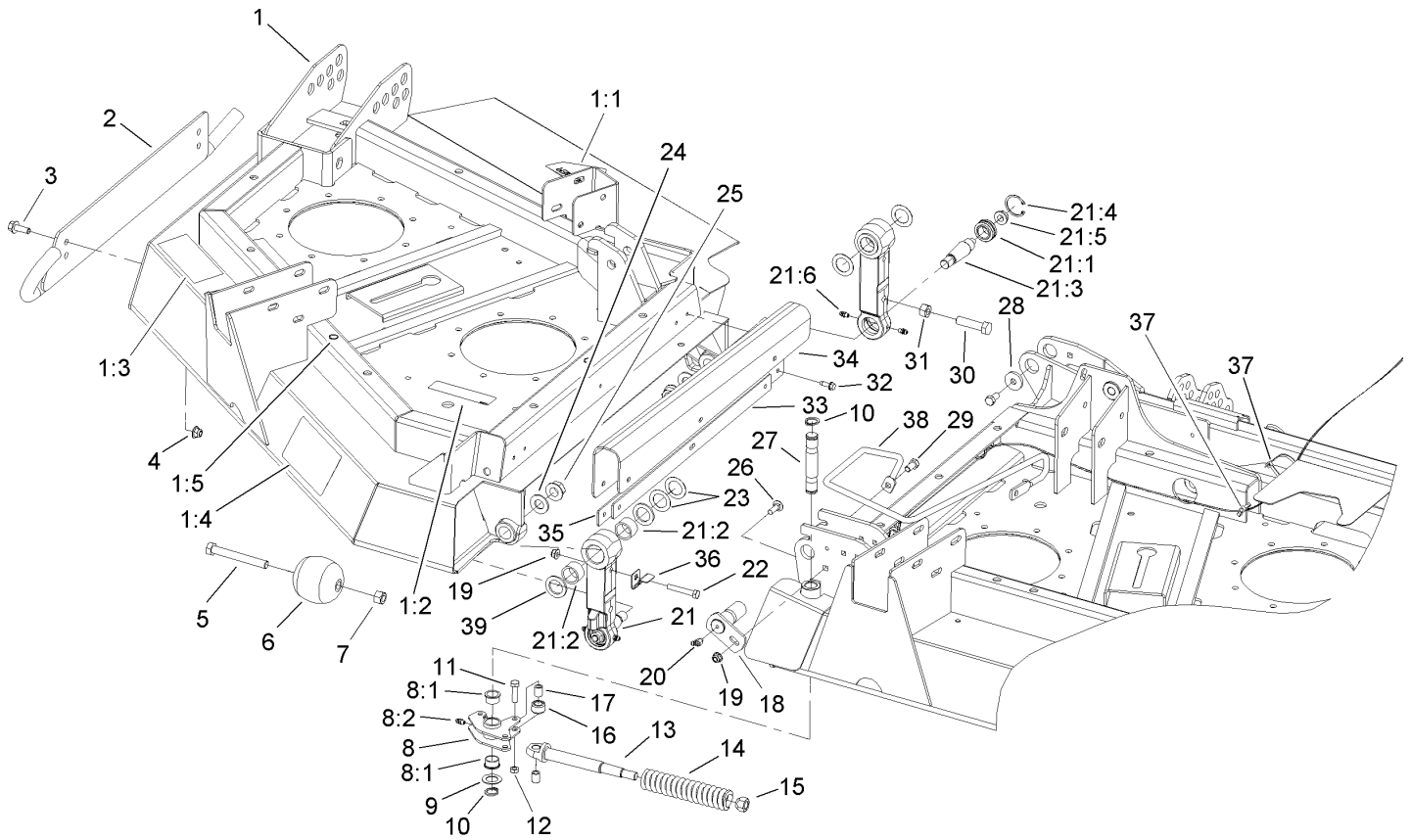
Ref	Part No.	Qty.	Description
12:6	32128-16	4	Nut-HHF
12:7	93-4242	1	Plate
12:8	93-4239	1	Rim-Wheel, Half
12:9	93-5980	1	Hub
12:10	95-2741	1	Rim-Wheel, Half
13	100-5569	4	Pin-Clevis
14	3290-343	4	Pin-Hair
15	3233-4	6	Screw-CARR
16	105-7457-01	2	Fork-Rear
17	104-7524	8	Shim
18	104-7529-01	2	Castor Bracket ASM
19	3296-25	6	Nut-Lock, NI
20	100-5623	1	Decal-HOC
20	104-3579	1	Decal-HOC
21	106-2047	2	Rod-Tension
22	3256-3	2	Washer-Flat
23	107-0183	1	Guide-Hose, LH
24	3231-2	2	Screw-CARR
25	107-0229	2	Tab-Guide



Break Away Link Assembly

Ref	Part No.	Qty.	Description
1	105-7353	1	LH Deck ASM
1	105-7352	1	RH Deck ASM
1:1	106-6753	1	Decal-Danger, Ce
1:1	43-8480	1	Decal-Danger
1:2	100-6578	2	Decal-Danger
1:3	93-7818	1	Decal-Torque, Blade Bolt
1:4	100-5622	1	Decal-HOC
1:5	32148-9	4	Insert-Nut
2	105-7437-01	1	LH Skid ASM
2	105-7430-01	1	RH Skid ASM
3	3234-42	4	Screw-HHF
4	104-8301	4	Nut-Flange, NI
5	325-17	2	Screw-HH
6	29-4820	2	Roller
7	3296-25	2	Nut-Lock, NI
8	105-7469	2	Latch ASM
8:1	256-252	2	Bearing-Flange
8:2	302-5	1	Fitting-Grease
9	1278	2	Washer
10	32120-93	4	Ring-Retaining, EXT
11	322-6	6	Screw-HH
12	3296-47	6	Nut-Lock, NI
13	106-4317	2	Support-Spring
14	86-2560	2	Spring-Comp

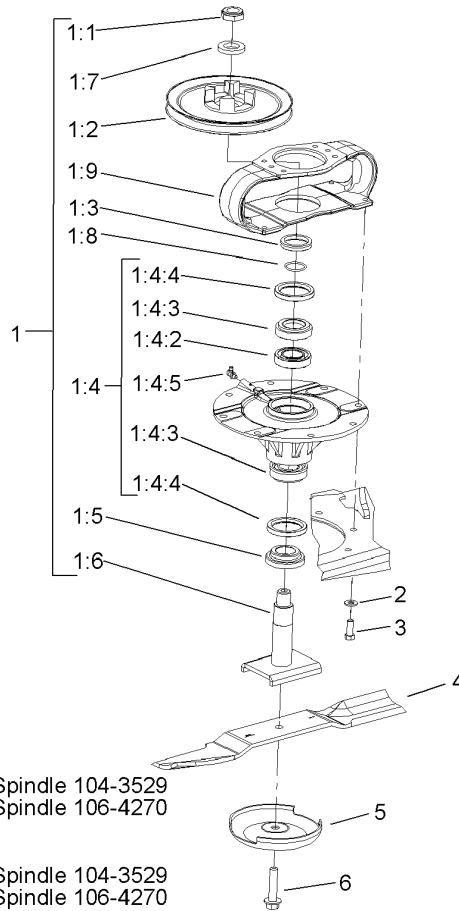
Ref	Part No.	Qty.	Description
15	242-50	2	Nut-Lug
16	86-2120	4	Roller-Lock
17	86-2090	6	Bushing
18	106-7171	4	Pin Pivot ASM
19	104-8300	6	Nut-Flange, NI
20	302-11	4	Fitting-Lube, 45 DEG
21	107-0203	4	Link ASM
21:1	105-7441	1	Bearing-Spherical
21:2	106-7248	2	Bushing
21:3	105-7468	1	Stud-Tapered
21:4	32151-34	1	Ring-Retaining
21:5	32128-42	1	Nut-HF
21:6	302-5	2	Fitting-Grease
22	322-10	2	Screw-HH
23	9547	8	Washer-Thrust
24	3256-27	4	Washer-Flat
25	3296-41	4	Nut-Lock NI
26	3230-2	4	Bolt-CARR
27	105-7482	2	Pin-Latch
28	53-6380	2	Washer-Flat
29	323-4	4	Screw-HH
30	325-8	2	Screw-HH
31	3217-9	2	Nut-HH
32	32104-95	12	Screw-HWH



Break Away Link Assembly (continued)

Ref	Part No.	Qty.	Description
33	107-0170-03	2	Strap-Wing
34	106-4334	2	Shield-Flex
35	107-0171-03	2	Strap-Shield
36	107-0166	2	Tab-Switch
37	3290-379	4	Tie-Cable
38	107-0182	1	Guide-Hose, RH
39	92-7845	4	Spacer-Hardened

--	--	--	--

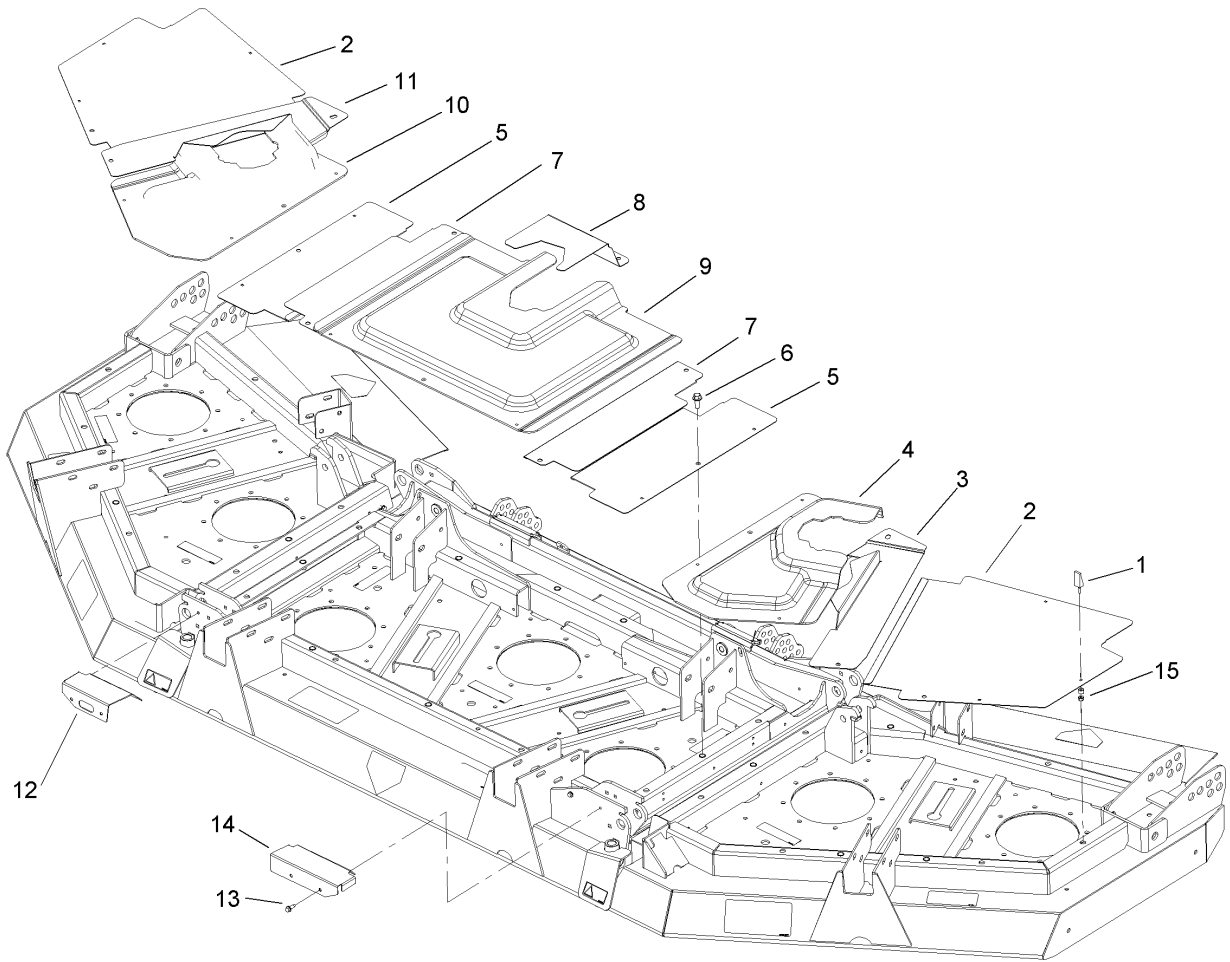


Note
 Item 1:2:
 104-3545 is used on Spindle 104-3529
 106-4269 is used on Spindle 106-4270

 Item 1:9
 104-3544 is used on Spindle 104-3529
 106-4268 is used on Spindle 106-4270

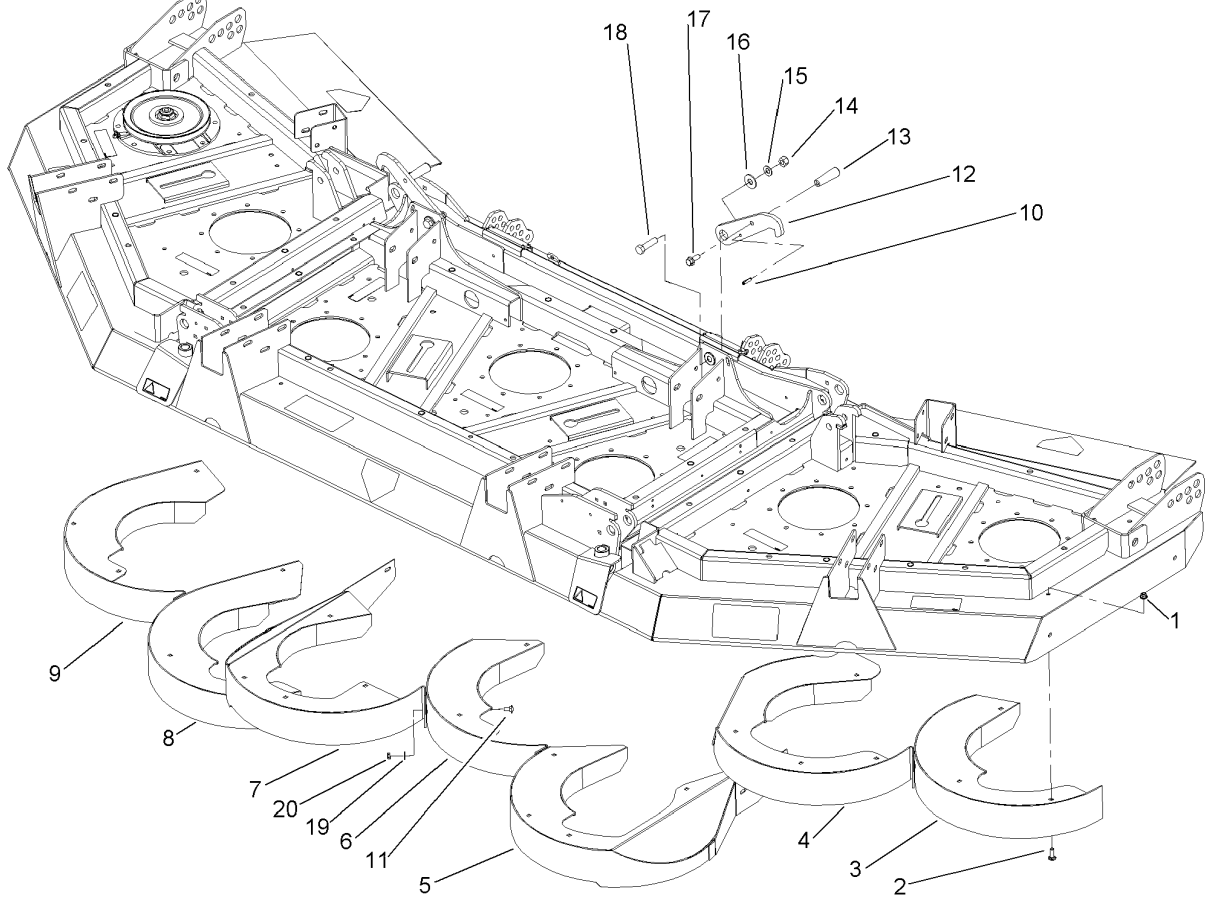
Spindle Assembly

Ref	Part No.	Qty.	Description
1	106-4270	1	Double Drive Spindle ASM
1	104-3529	2	Driving Spindle ASM
1:1	3296-60	1	Nut-Lock, NI
1:2	106-4269	1	Pulley-Drive, Double
1:2	104-3545	1	Pulley-Driving
1:3	104-3564	1	Seal-V Ring
1:4	104-3552	1	Spindle Housing ASM
1:4:2	104-3549	1	Bearing Spacer Set
1:4:3	26-1830	1	Bearing Kit (Matched Set)
1:4:4	253-154	2	Seal-Oil
1:4:5	302-60	1	Fitting-Grease, 90 DEG
1:5	69-6950	1	Spacer-Shaft, Spindle
1:6	104-3554	1	Spindle Shaft ASM
1:7	104-8322	1	Washer-Hardened
1:8	106-7159	1	O-Ring
1:9	106-4268	1	Mount-Motor, Drive
1:9	104-3544	1	Mount-Motor, Drive
2	3256-24	12	Washer-Flat
3	323-6	12	Screw-HH
4	106-7166-03	7	Blade-Combination (19In)
5	72-9361	7	Cup-Scalp, Anti
6	92-5816	7	Bolt-Blade



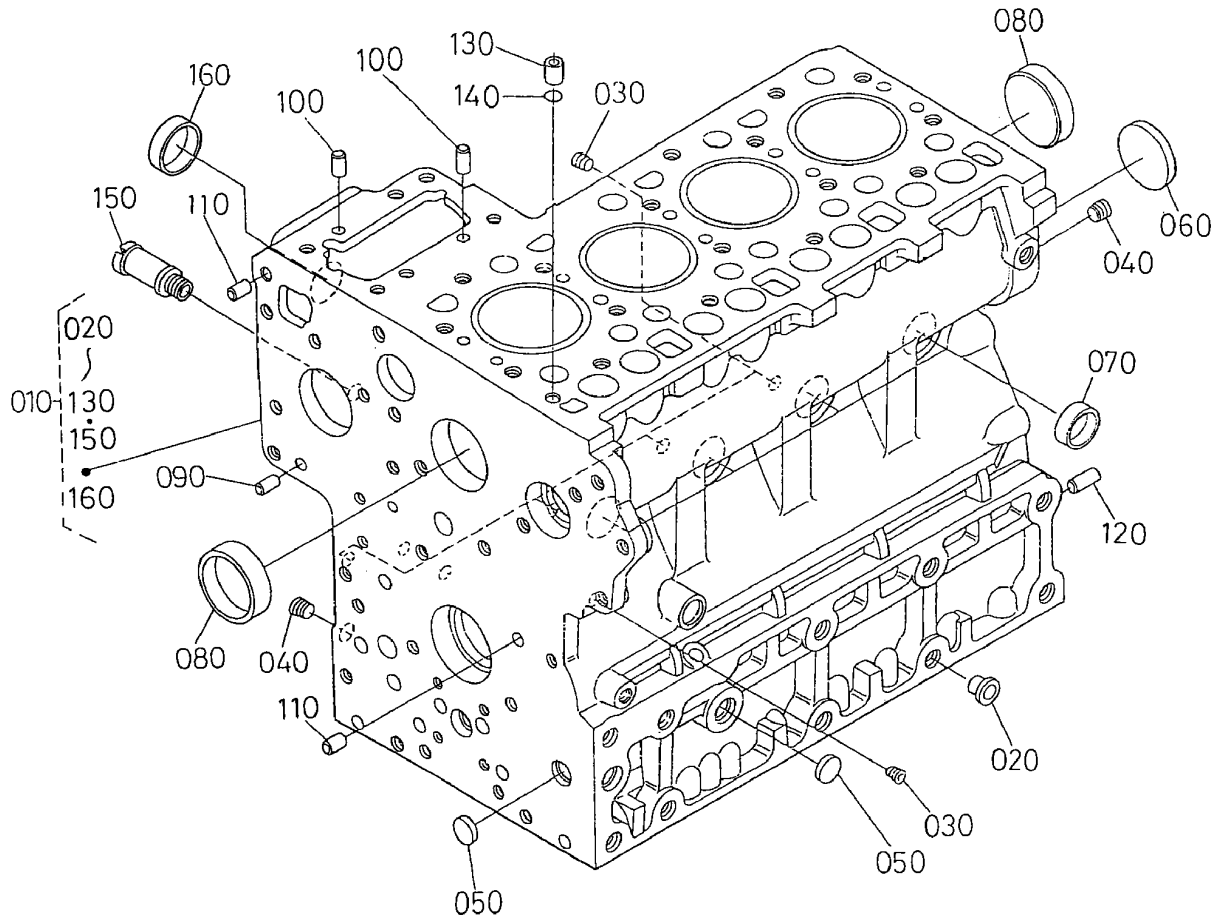
Deck Cover Assembly

Ref	Part No.	Qty.	Description
1	74-5950	18	Latch-Swell
2	106-4256-03	2	Cover-Outer, Wing
3	106-4258-03	1	Cover-Inner, LH
4	106-4260	1	Cover-Mount, LH
5	106-4252-03	2	Cover-Outer, Center
6	3234-42	17	Screw-HHF
7	106-4255-03	2	Cover-Inner, Center
8	106-4253-03	1	Cover-Rear, Center
9	106-4254	1	Cover-Front, Center
10	106-4259	1	Cover-Mount, RH
11	106-4257-03	1	Cover-Inner, RH
12	106-7173-01	1	Shield-RH
13	32104-95	4	Screw-HWH
14	106-7174-01	1	Shield-LH
15	1-804254	18	Nut



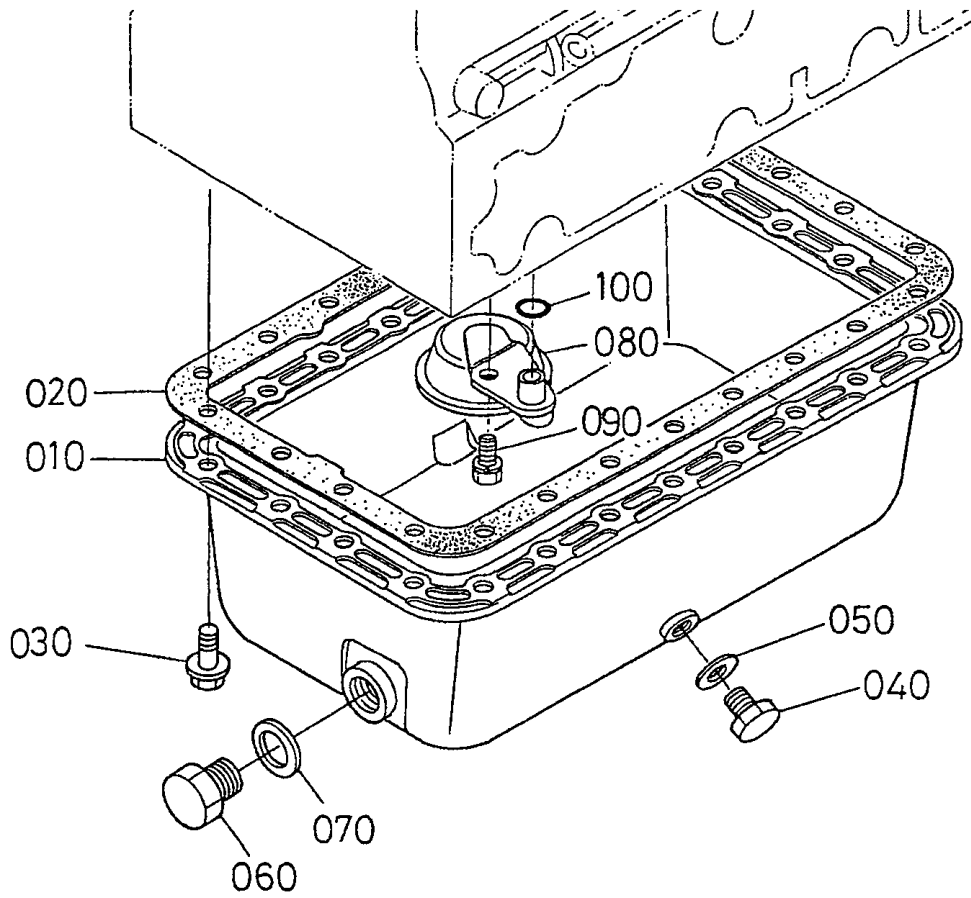
Rear Discharge Baffle Assembly

Ref	Part No.	Qty.	Description
1	104-8300	24	Nut-Flange, NI
2	3230-22	23	Screw-CARR
3	106-4308-01	1	LH Out Chamber ASM
4	106-4304-01	1	LH Inside Chamber ASM
5	106-4291-01	1	LH Center Chamber ASM
6	106-4294-01	1	Center Chamber ASM
7	106-4286-01	1	RH Center Chamber ASM
8	106-4298-01	1	RH Inside Chamber ASM
9	106-4301-01	1	RH Out Chamber ASM
10	32121-24	2	Pin-Spring
11	3230-18	5	Screw-CARR
12	106-4340-01	2	Latch-Wing
13	233-39	2	Knob-Control
14	3296-25	2	Nut-Lock, NI
15	3290-483	2	Washer-Conical
16	3256-6	2	Washer-Flat
17	3234-11	2	Screw-HHF
18	325-8	2	Screw-HH
19	3256-23	4	Washer-Flat
20	3296-47	4	Nut-Lock, NI



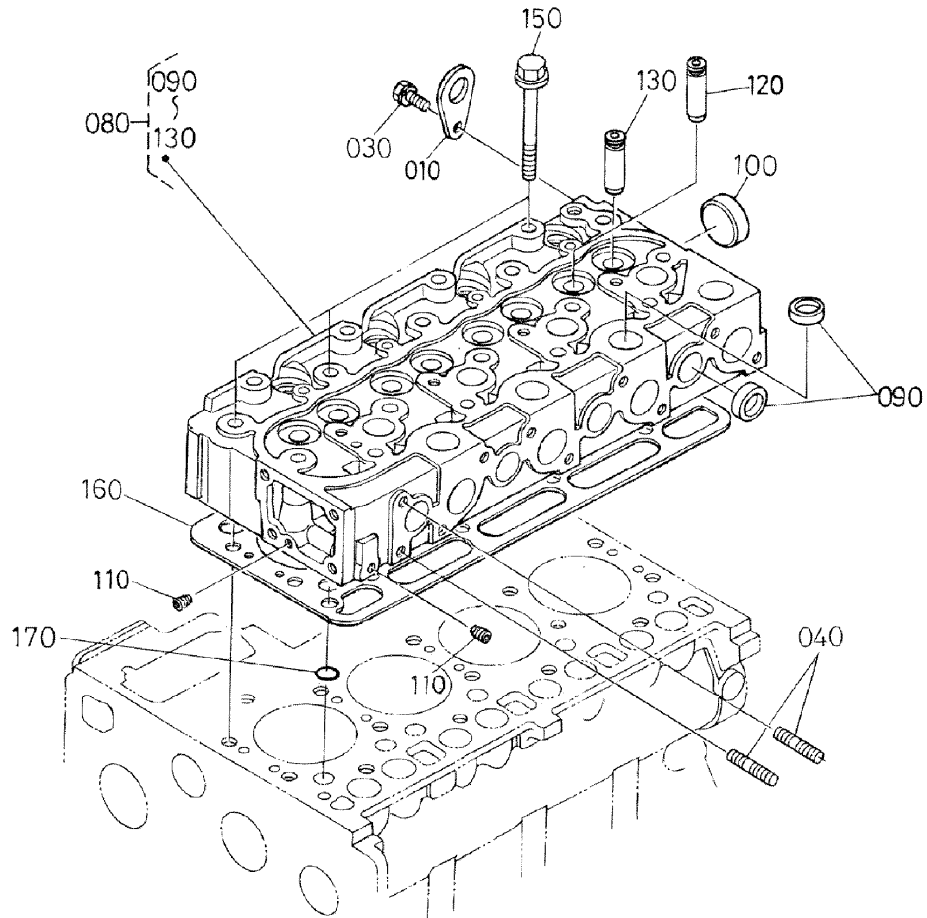
Crankcase Assembly

Ref	Part No.	Qty.	Description
10	100-9150	1	Crankcase
20	98-7486	2	Plug
30	98-7487	6	Plug
40	107-0107	2	Plug
50	98-7489	3	Plug
60	98-7490	1	Plug
70	98-7500	6	Cap-Sealing
80	98-7501	2	Cap-Sealing
90	98-7502	2	Pin-Straight
100	98-7503	2	Pin-Straight
110	98-7504	2	Pin-Straight
120	98-7505	1	Pin-Straight
130	98-7506	1	Pin-Pipe
140	98-7509	1	O-Ring
150	100-9153	1	Pipe-Return, Water
160	105-2883	1	Cap-Sealing



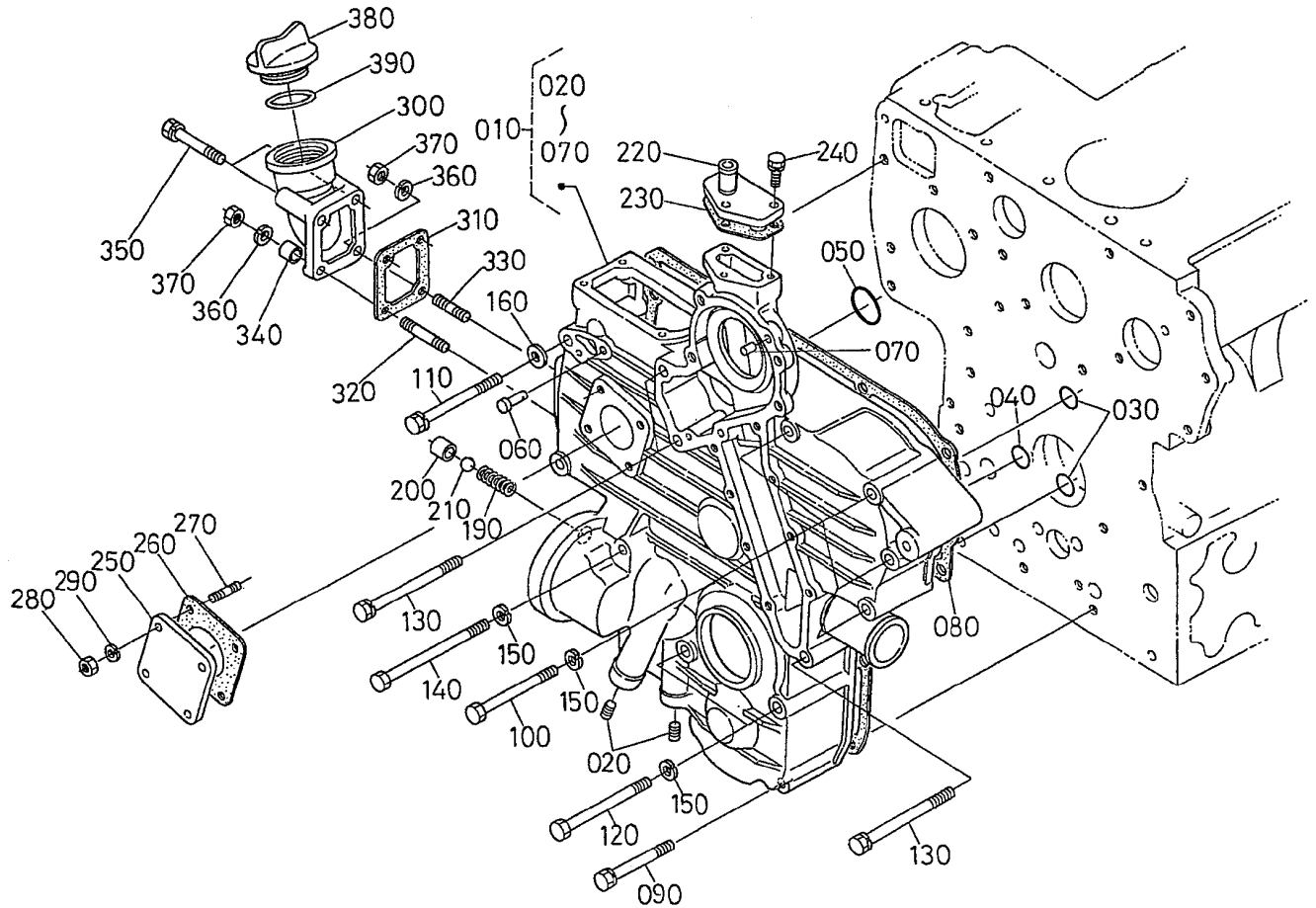
Oil Pan Assembly

Ref	Part No.	Qty.	Description				
10	98-7520	1	Pan-Oil				
20	98-7521	1	Gasket				
30	98-7522	24	Bolt-Flange				
40	98-9386	1	Plug				
50	98-7524	1	Gasket				
60	98-7529	1	Plug-Drain				
70	98-7528	1	O-Ring				
80	98-7525	1	Filter-Oil				
90	100-9192	1	*obs* Bolt				
100	107-0101	1	O-Ring				



Cylinder Head Assembly

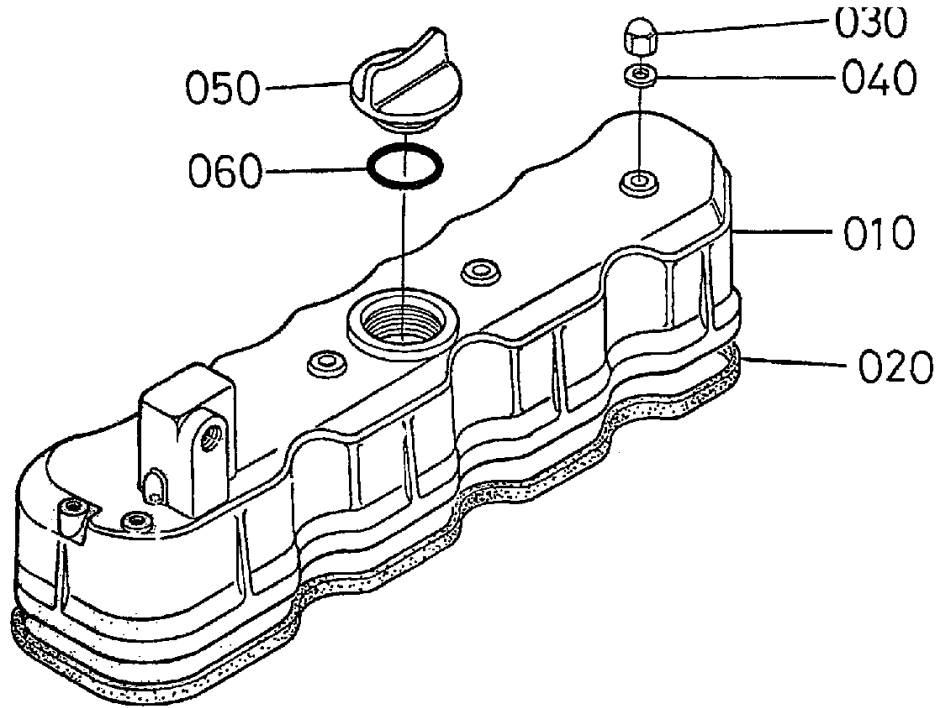
Ref	Part No.	Qty.	Description				
10	98-7530	1	Hook-Engine				
30	100-9192	1	*obs* Bolt				
40	98-7533	2	*obs* Stud				
80	100-9159	1	Head-Cylinder				
90	98-7538	12	Cap-Sealing				
100	98-7539	1	Cap-Sealing				
110	98-7540	2	Plug				
120	98-7541	4	Guide-Valve, Intake				
130	98-7542	4	Guide-Valve, Exhaust				
150	98-7543	18	Bolt-Head, Cylinder				
160	100-9160	1	Gasket-Head, Cylinder				
170	98-7509	1	O-Ring				



Gear Case Assembly

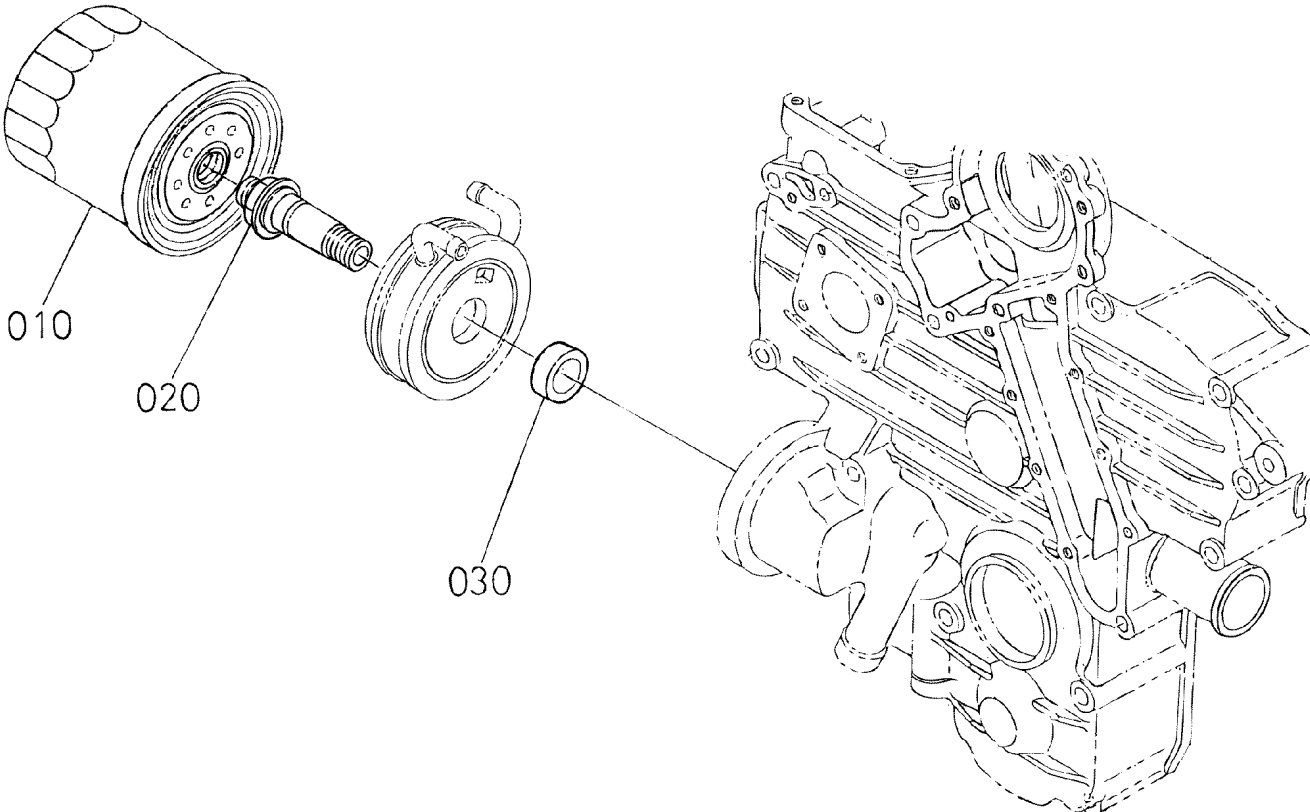
Ref	Part No.	Qty.	Description
10	100-9161	1	Gearcase ASM
20	107-0108	2	Plug
30	107-0104	2	O-Ring
40	107-0105	1	O-Ring
50	107-0106	1	O-Ring
60	98-7550	1	Pin-Spring, Start
70	98-7504	2	Pin-Straight
80	98-7552	1	Packing-Case, Gear
90	98-7553	2	Bolt
100	99-8336	5	Bolt
110	98-7555	1	Bolt
120	98-7556	2	Bolt
130	98-7557	3	Bolt
140	98-7558	2	Bolt
150	105-2893	9	Washer-Spring
160	98-7536	1	Washer-Plain
190	98-7563	1	Spring
200	98-7564	1	Seat-Valve
210	98-7565	1	Ball
220	98-7566	1	Flange-Return, Water
230	98-7567	1	Gasket
240	98-7568	3	Bolt
250	98-7569	1	Cover
260	98-7570	1	Gasket-Unit, H/Meter

Ref	Part No.	Qty.	Description
270	98-7571	4	Stud
280	98-7572	4	Nut
290	98-7699	4	Washer-Spring
300	100-9162	1	Flange-Filter, Oil
310	100-9163	1	Gasket
320	98-7571	1	Stud
330	100-9164	1	Stud
340	100-9165	1	Collar
350	98-7496	2	Bolt
360	98-7699	2	Washer-Spring
370	98-7572	2	Nut
380	98-7429	1	Plug-Filter, Oil
390	107-0102	1	O-Ring



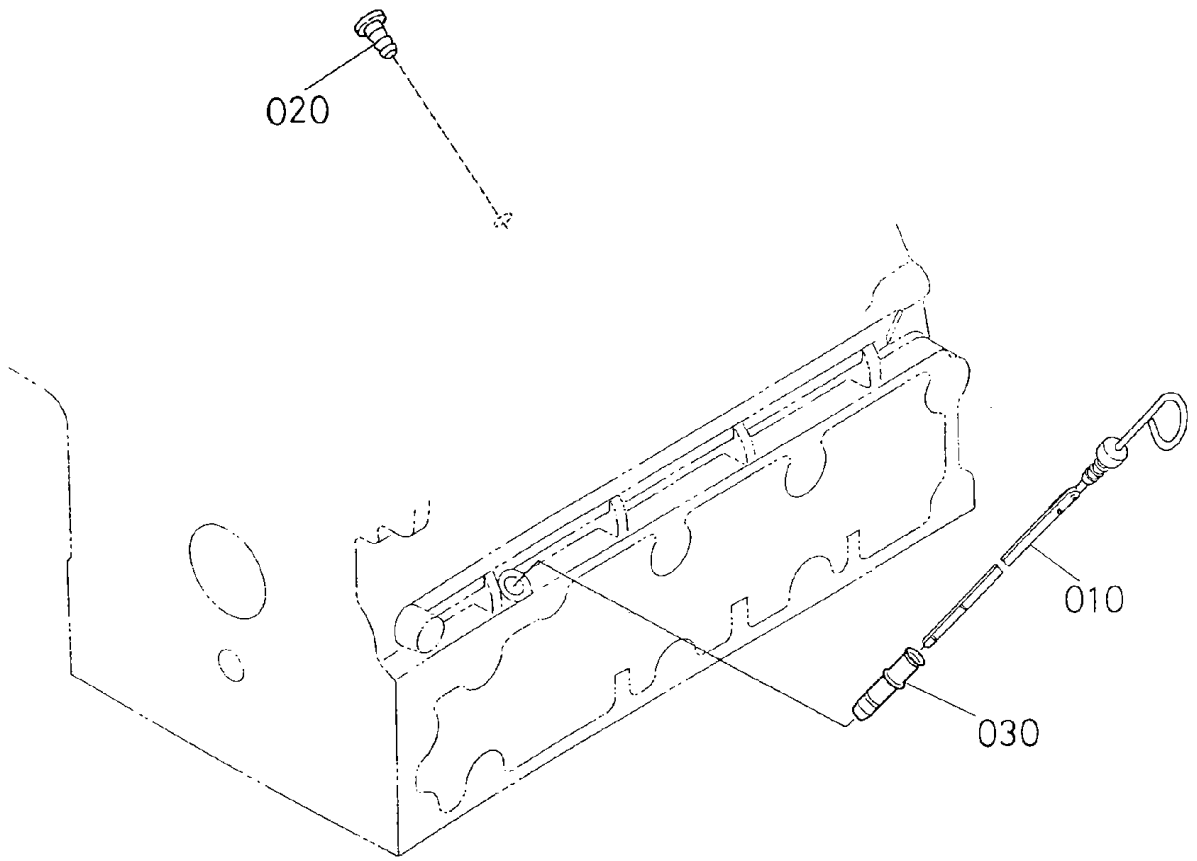
Head Cover Assembly

Ref	Part No.	Qty.	Description
10	98-7425	1	Cover-Head, Cylinder
20	98-7426	1	Gasket-Cover, Head
30	98-7427	4	Nut-Cap
40	98-7428	4	Gasket
50	98-7429	1	Plug-Filter, Oil
60	107-0102	1	O-Ring



Oil Filter Assembly

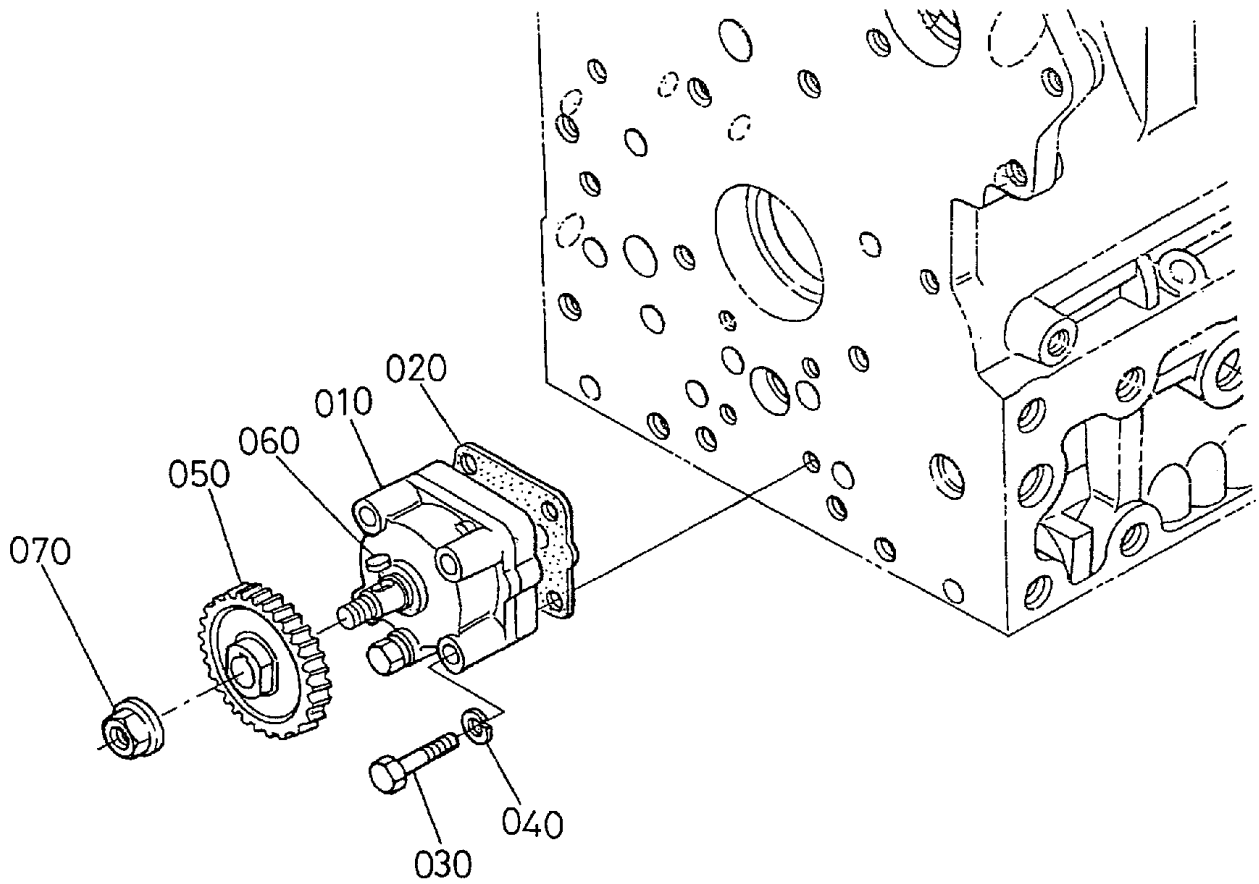
Ref	Part No.	Qty.	Description
10	104-5169	1	Filter-Oil
20	100-9166	1	Connector
30	100-9167	1	Collar



Dipstick and Guide Assembly

Ref	Part No.	Qty.	Description
10	105-4579	1	Gauge-Oil
20	100-9169	1	Plug-Gauge, Oil
30	105-4580	1	Guide

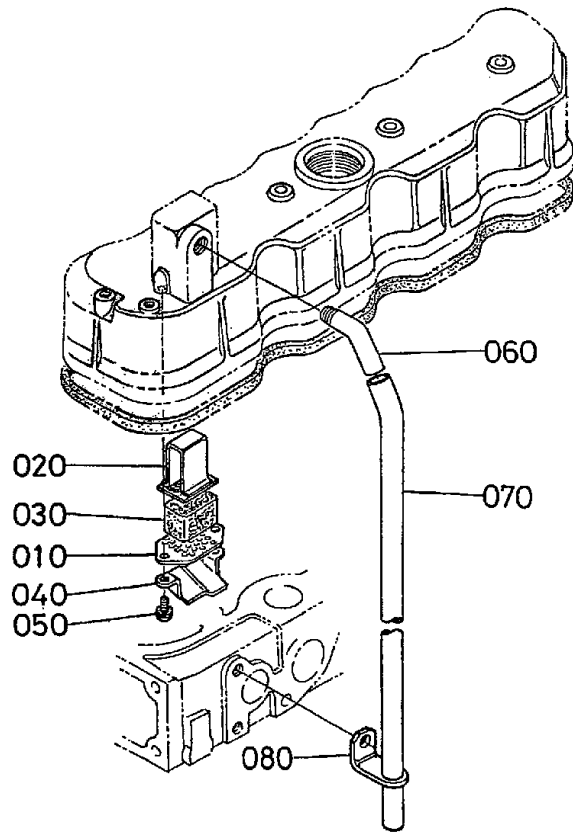
--	--	--	--



Oil Pump Assembly

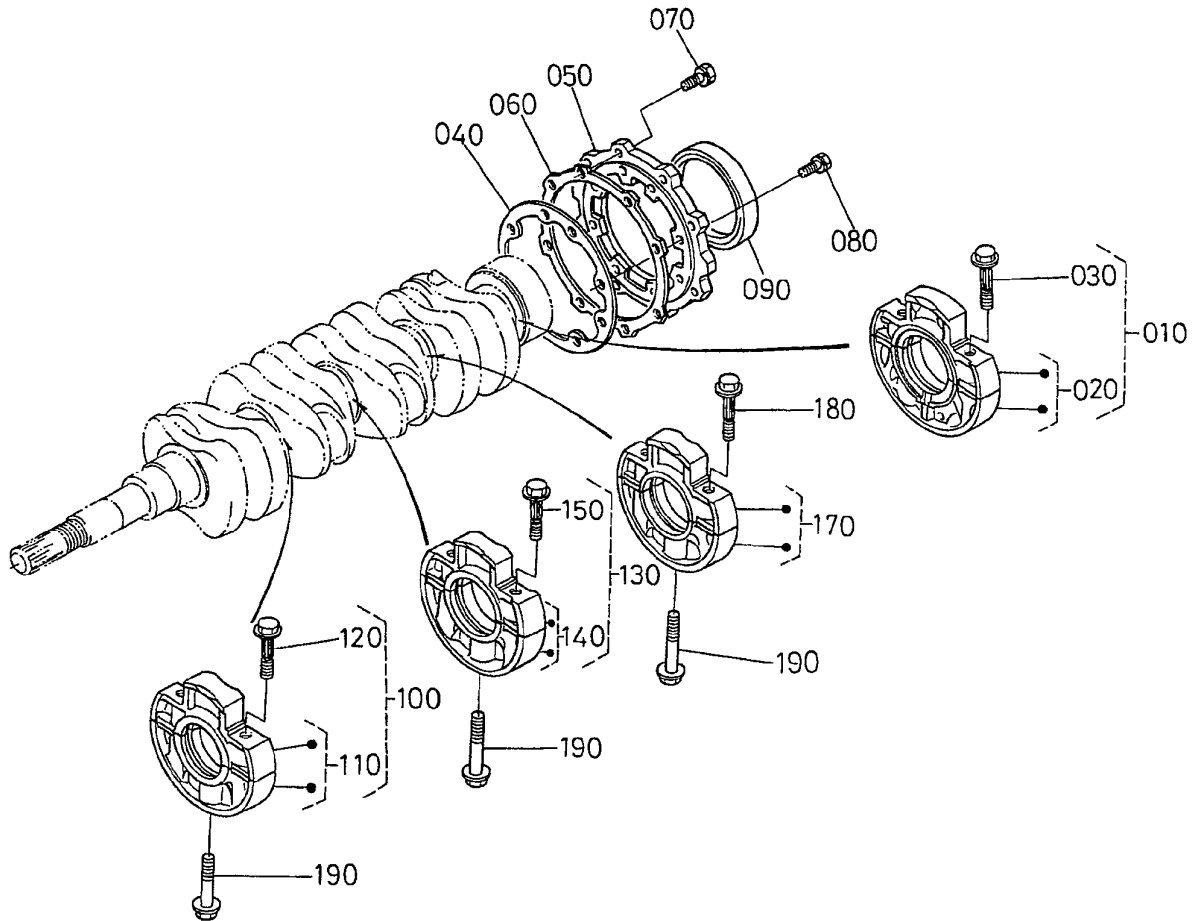
Ref	Part No.	Qty.	Description
10	100-9170	1	Oil Pump ASM
20	98-7513	1	Gasket-Pump, Oil
30	98-7514	4	Bolt
40	98-7699	4	Washer-Spring
50	98-7516	1	Gear-Drive, Oil Pump
60	98-7517	1	Key-Feather
70	98-7518	1	Nut-Flange

--	--	--	--



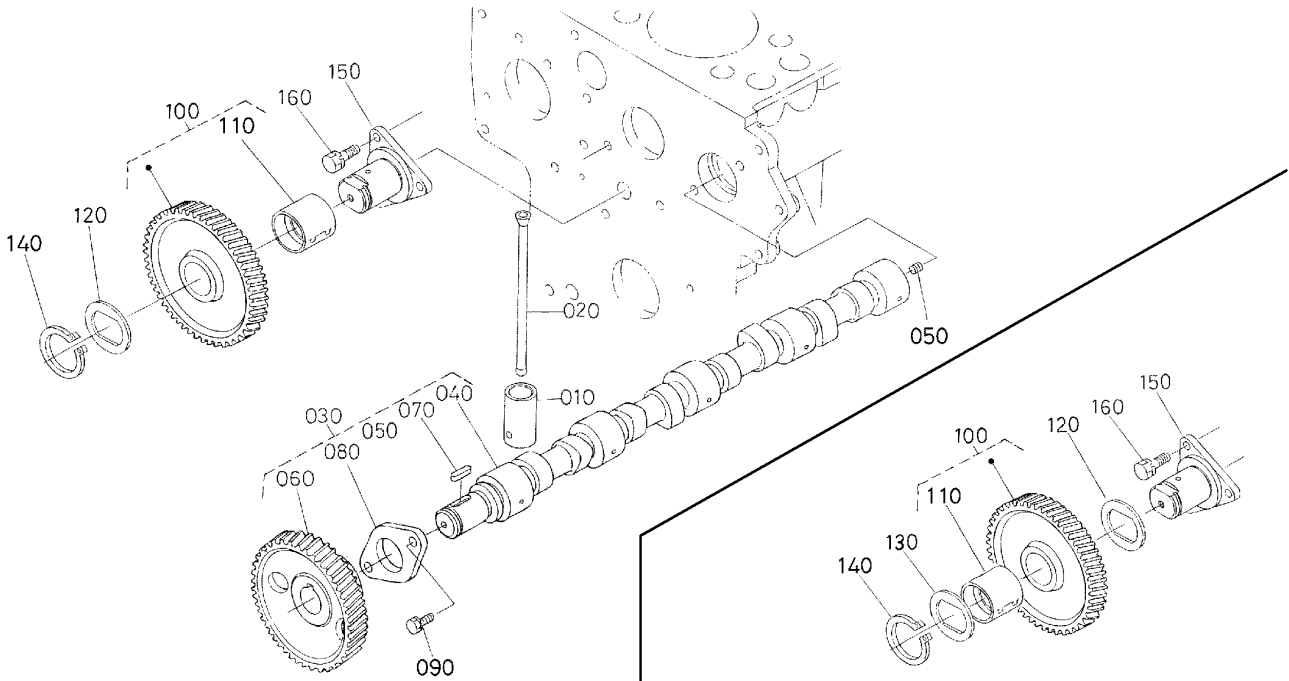
Breather Assembly

Ref	Part No.	Qty.	Description
10	98-7417	1	Plate-Element
20	98-7418	1	Plate-Element
30	98-7419	1	Element-Breather
40	98-7420	1	Shield-Breather, Oil
50	98-7421	2	Screw W/Washer
60	98-7422	1	Joint-Pipe, Breather
70	98-7423	1	Pipe-Breather
80	98-7424	1	Clamp-Pipe



Main Bearing Case

Ref	Part No.	Qty.	Description
10	100-9172	1	Wheel Bearing Case ASM
20	100-9173	1	Bearing Case ASM
30	98-7434	2	Bolt-Case, Bearing
40	98-7435	1	Gasket-Case, Bearing
50	98-7436	1	Cover-Case, Bearing
60	98-7437	1	Gasket-Case Cover, Bearing
70	98-7438	8	Bolt
80	98-7439	8	Bolt
90	98-7440	1	Seal-Oil
100	100-9174	1	Main Bearing Case ASM
110	100-9175	1	Bearing Case ASM
120	98-7434	2	Bolt-Case, Bearing
130	100-9176	1	Main Bearing Case ASM
140	100-9177	1	Bearing Case ASM
150	98-7434	2	Bolt-Case, Bearing
170	100-9178	1	Bearing Case ASM
180	98-7434	2	Bolt-Case, Bearing
190	98-7444	3	Bolt-Case, Bearing



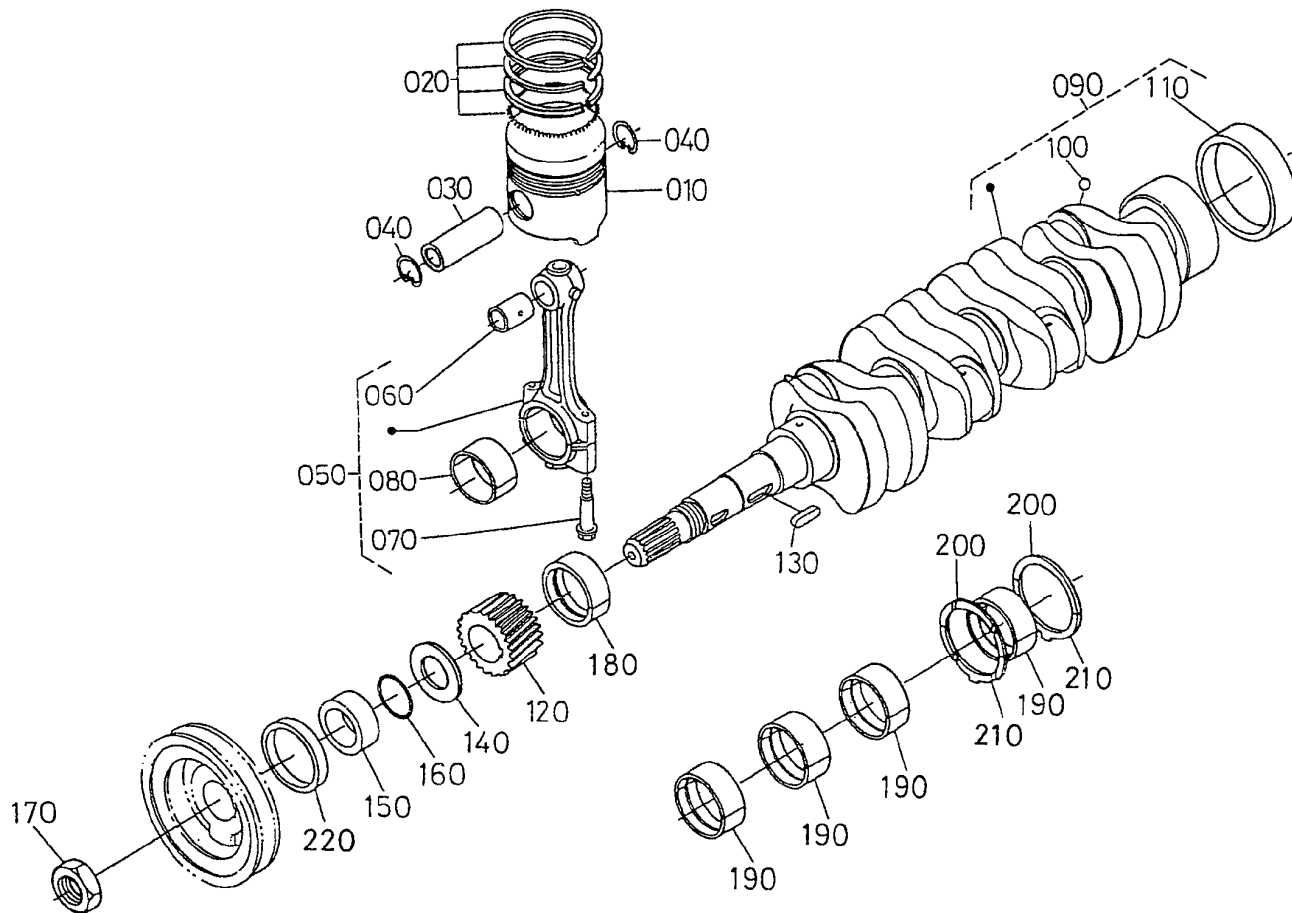
Ref. No.	Part No.	Engine Serial #
100	107-0109	(2A0001 or newer)
110	107-0110	(1Y0001 or newer)
120	107-0111	(1Y0001 or newer)
140	107-0112	(1Y0001 or newer)
150	107-0113	(1Y0001 or newer)

Ref. No.	Part No.	Engine Serial #
100	98-7454	(1W1377 or earlier)
110	98-7455	(1W1377 or earlier)
120	98-7456	(1W1377 or earlier)
140	98-7458	(1W1377 or earlier)
150	98-7459	(1W1377 or earlier)

Camshaft and Idler Gear Shaft Assembly

Ref	Part No.	Qty.	Description
10	98-7445	8	Tappet
20	98-7446	8	Rod-Push
30	100-9179	1	Camshaft ASM
40	100-9180	1	Camshaft
50	98-7449	1	Screw-Set
60	98-7450	1	Gear-Camshaft
70	98-7451	1	Key-Feather
80	98-7452	1	Stopper-Camshaft
90	98-7453	2	Bolt
100	98-7454	1	Gear-Idler, Complete
100	107-0109	1	Gear-Idler, Complete
110	98-7455	1	Bushing-Gear, Idler
110	107-0110	1	Bushing-Idler Gear
120	98-7456	1	Collar
120	107-0111	1	Collar
130	98-7457	1	Collar
140	98-7458	1	Clip-Cir., External
140	107-0112	1	Clip-Cir., External
150	98-7459	1	Shaft-Gear, Idler
150	107-0113	1	Shaft-Gear, Idler
160	98-7453	3	Bolt

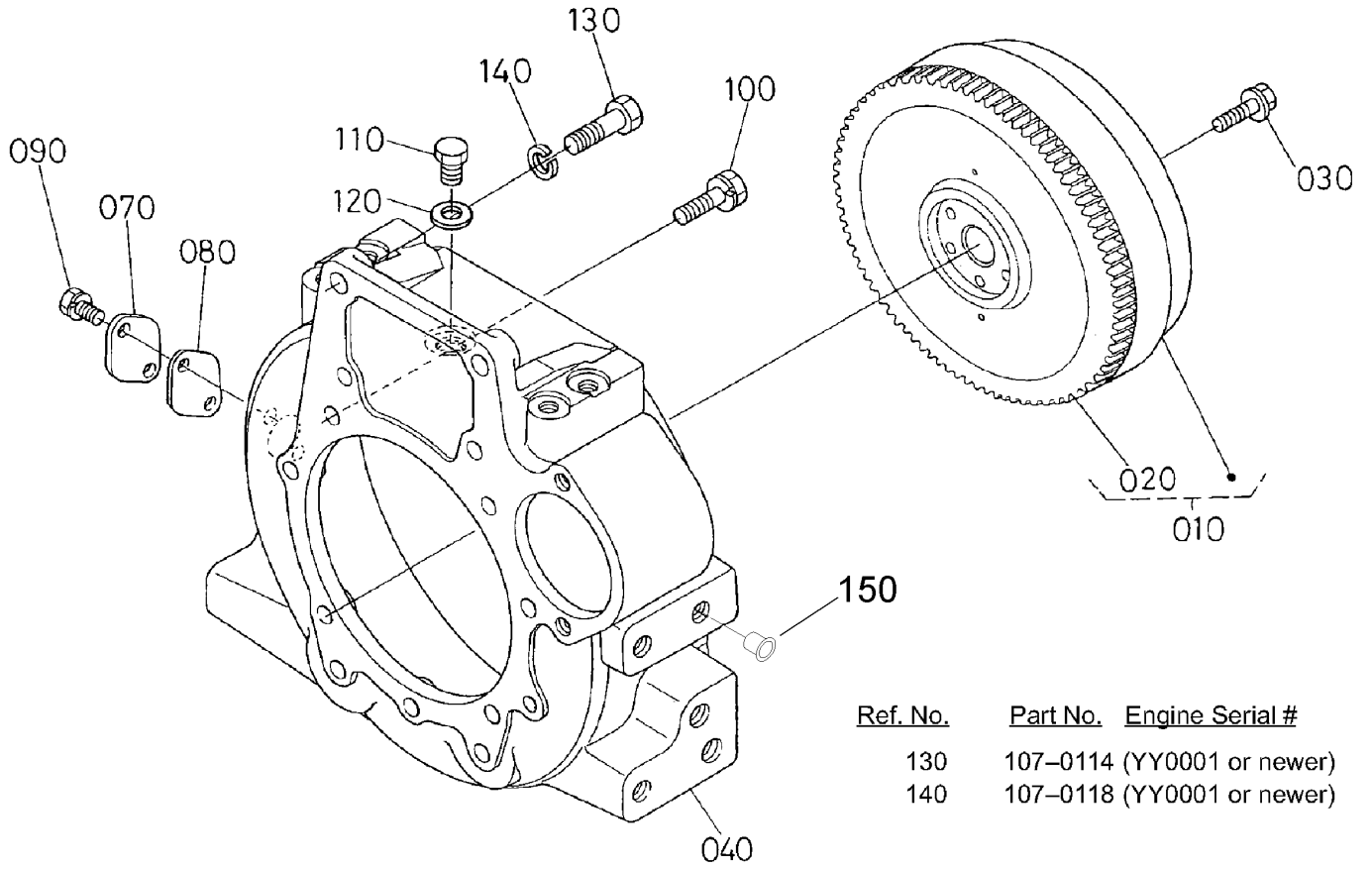
--	--	--	--



Piston and Crankshaft Assembly

Ref	Part No.	Qty.	Description
10	99-5435	1	Piston (.50Mm)
10	100-9181	4	Piston-STD
20	100-9182	4	Piston Ring ASM (STD)
20	99-5436	1	Piston Ring ASM (0.50Mm)
30	98-7464	4	Pin-Piston
40	98-7465	8	Clip-Pin, Piston
50	98-7466	4	Connecting Rod ASM
60	98-7467	4	Bushing-Pin, Piston
70	98-7468	8	Bolt-Rod, Connecting
80	98-7470	4	Metal-Crankpin (-0.20Mm)
80	98-7471	4	Metal-Crankpin (-0.40Mm)
80	98-7469	4	Metal-Crankpin (STD)
90	98-7472	1	Crankshaft-Complete
100	98-7473	4	Ball
110	98-7474	1	Sleeve-Crankshaft
120	98-7475	1	Gear-Crankshaft
130	98-7451	1	Key-Feather
140	98-7476	1	Slinger-Oil
150	98-7477	1	Collar-Crankshaft
160	98-7478	1	O-Ring
170	98-7479	1	Nut-Crankshaft
180	98-7481	1	Metal-Crankshaft (STD)
180	98-7482	1	Metal-Crankshaft (-0.20Mm)
180	98-7483	1	Metal-Crankshaft (-0.40Mm)

Ref	Part No.	Qty.	Description
190	98-7484	4	Metal-Crankshaft (STD)
190	99-6862	4	Metal-Crankshaft (-0.20Mm)
190	99-6863	4	Metal-Crankshaft (-0.40Mm)
200	98-9413	2	Bearing-Thrust (STD)
200	98-9414	2	Bearing-Thrust (0.2Mm)
200	98-9415	2	Bearing-Thrust (0.4Mm)
210	98-9688	2	Bearing-Thrust (STD)
210	98-9689	2	Bearing-Thrust (0.2Mm)
210	98-9690	2	Bearing-Thrust (0.4Mm)
220	98-7480	1	Seal-Oil

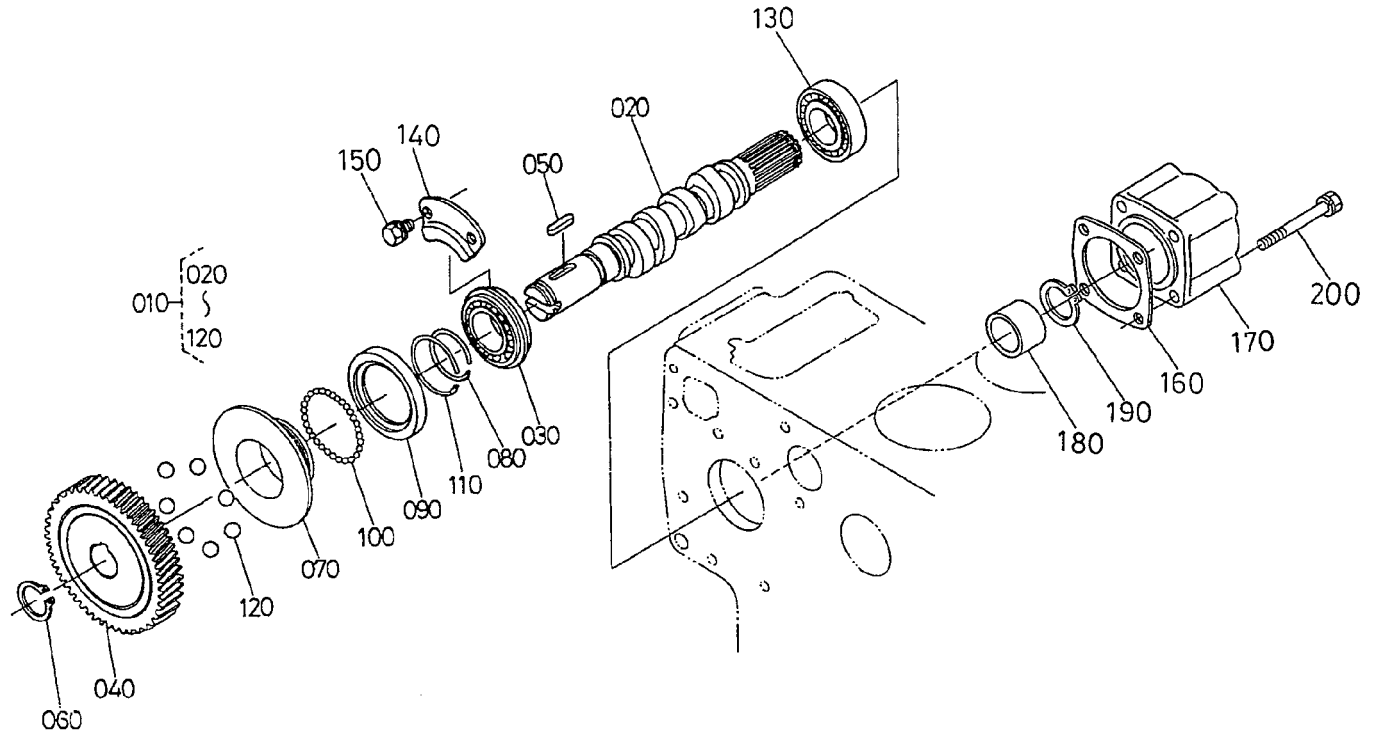


Ref. No.	Part No.	Engine Serial #
130	107-0114	(YY0001 or newer)
140	107-0118	(YY0001 or newer)

Flywheel Assembly

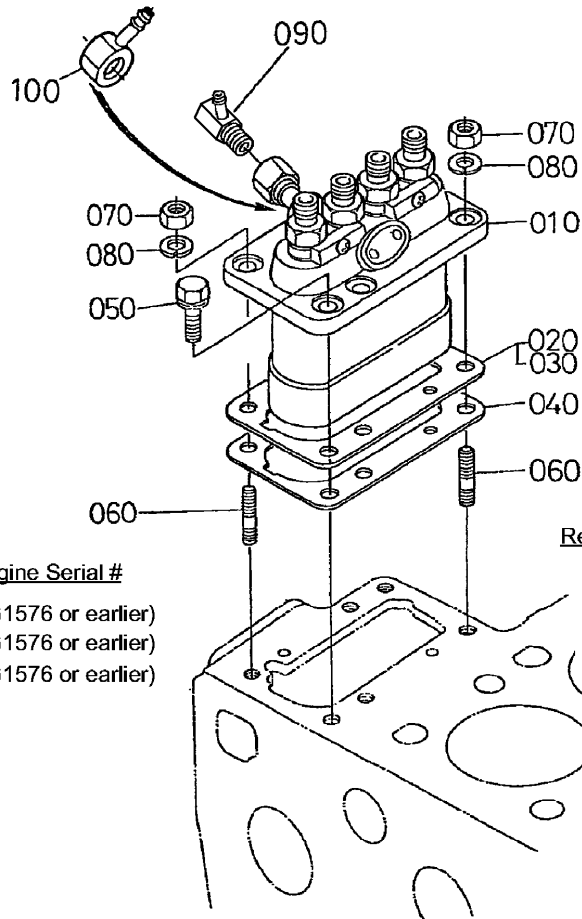
Ref	Part No.	Qty.	Description
10	98-7532	1	Flywheel
20	98-7560	1	Gear-Ring
30	98-7573	6	Bolt-Flywheel
40	98-7559	1	Housing-Flywheel
70	98-7883	1	Cover
80	98-7886	1	Gasket
90	105-4577	2	Bolt
100	98-7885	11	Bolt
110	98-7546	1	Plug
120	100-9194	1	Washer-Plain
130	107-0114	2	Bolt
140	107-0118	2	Washer-Spring
150	100-9189	2	Plug

--	--	--	--



Fuel Camshaft and Governor Shaft Assembly

Ref	Part No.	Qty.	Description
10	98-7551	1	Fuel Camshaft ASM
20	98-7508	1	Camshaft-Fuel
30	98-7595	1	Bearing-Ball
40	98-7574	1	Gear-Pump, Injection
50	98-7575	1	Key-Feather
60	98-7576	1	Clip-Cir., External
70	98-7577	1	Sleeve-Governor
80	98-7578	1	Clip-Cir., Governor Sleeve
90	98-7579	1	Case-Ball, Governor
100	98-7580	39	Ball
110	98-7581	1	Clip-Cir.
120	98-7582	7	Ball
130	98-7583	1	Bearing-Ball
140	98-7584	1	Stopper
150	100-9195	2	Bolt
160	98-7588	1	Gasket
170	98-7586	1	Cover-Fuel, Camshaft
180	98-7587	1	Collar
190	98-7589	1	Clip-Cir., External
200	98-7590	4	Bolt

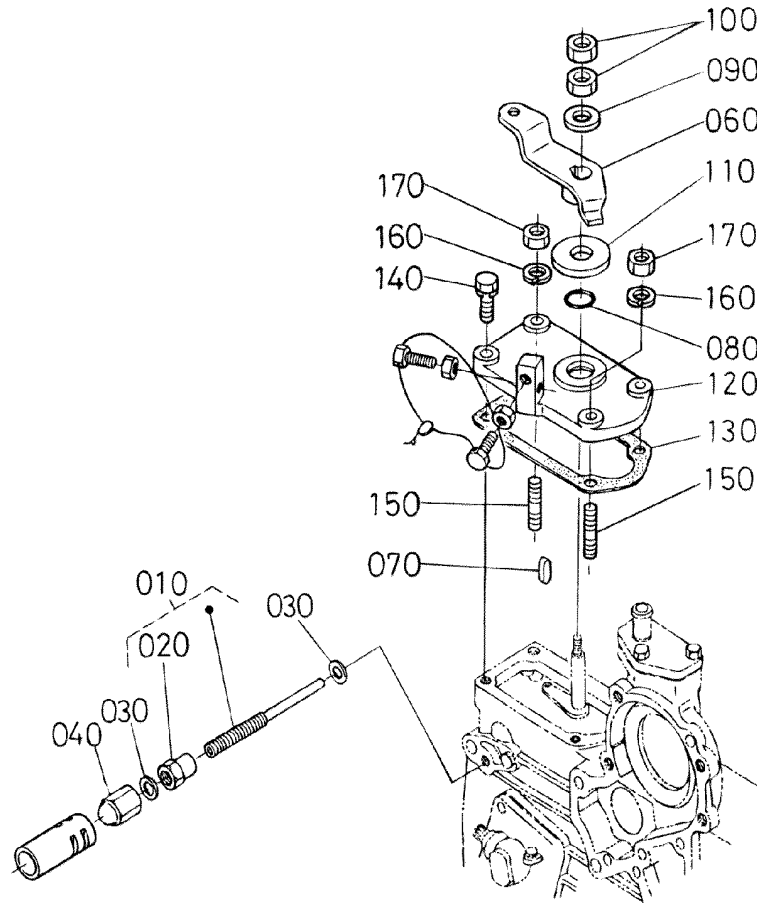


Ref. No.	Part No.	Engine Serial #
020	98-7607	(2G1576 or earlier)
030	98-7608	(2G1576 or earlier)
040	98-7609	(2G1576 or earlier)

Ref. No.	Part No.	Engine Serial #
020	107-0146	(2J0001 or newer)
030	107-0147	(2J0001 or newer)
040	107-0148	(2J0001 or newer)

Injection Pump Assembly

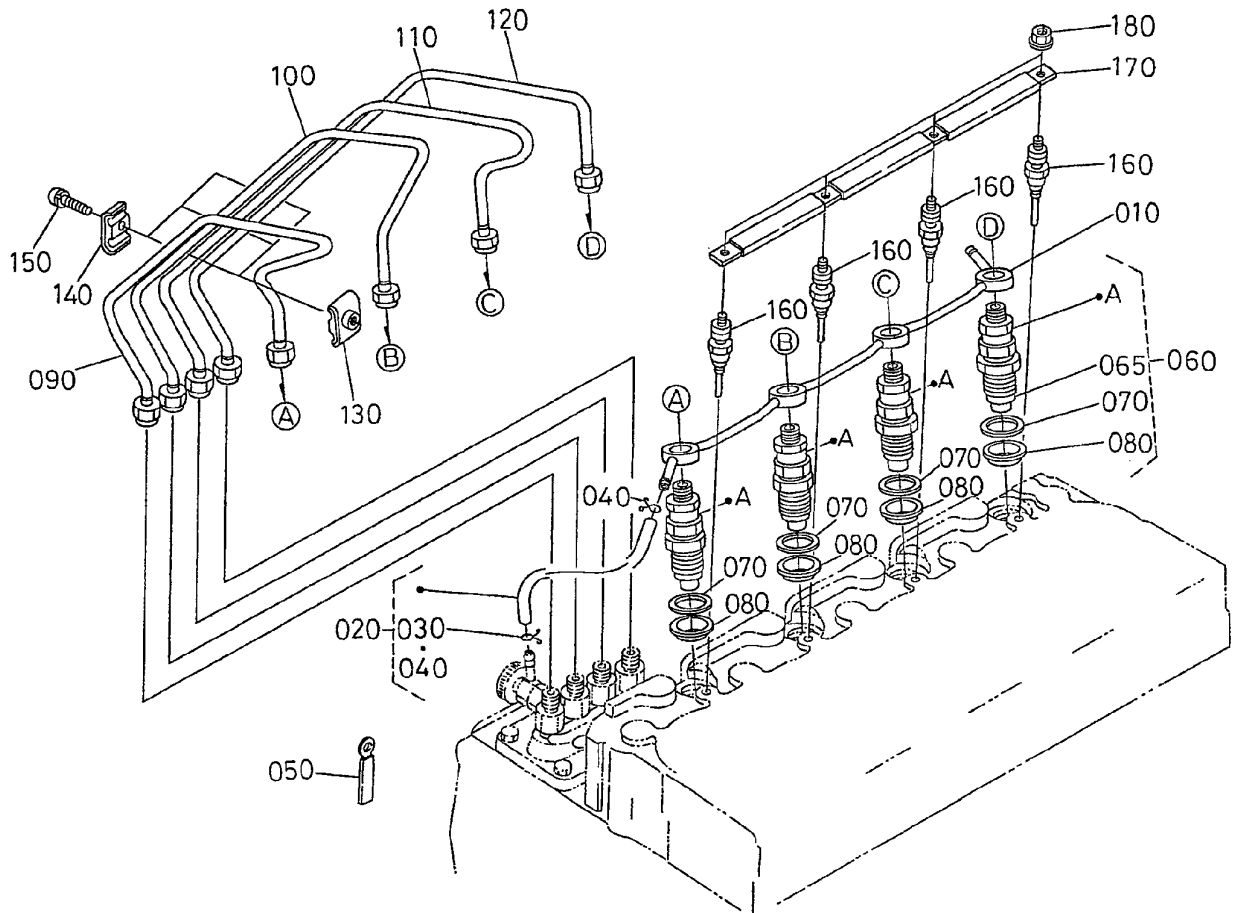
Ref	Part No.	Qty.	Description				
10	100-9201	1	Injection Pump ASM				
20	107-0146	1	Shim				
20	98-7607	1	Shim				
30	107-0147	1	Shim				
30	98-7608	1	Shim				
40	107-0148	1	Shim				
40	98-7609	1	Shim-Pump, Injection				
50	100-2562	4	Bolt				
60	100-1558	2	Stud-Manifold, Exhaust				
70	98-7534	2	Nut				
80	105-2893	2	Washer-Spring				
90	107-4300	1	Orifice ASM				
100	98-7617	1	Joint				



Speed Control Plate Assembly

Ref	Part No.	Qty.	Description
10	107-0132	1	Adjustable Bolt ASM
20	98-7653	1	Nut
30	98-7654	2	Gasket
40	98-7655	1	Nut-Cap
60	98-7657	1	Lever-Control, Speed
70	98-7658	1	Key-Feather
80	107-0103	1	O-Ring
90	98-7660	1	Washer-Plain
100	98-7661	2	Nut
110	98-7662	1	Collar
120	98-7663	1	Plate-Control, Speed
130	98-7664	1	Gasket
140	98-7568	2	Bolt
150	98-7571	2	Stud
160	98-7699	2	Washer-Spring
170	98-7572	4	Nut

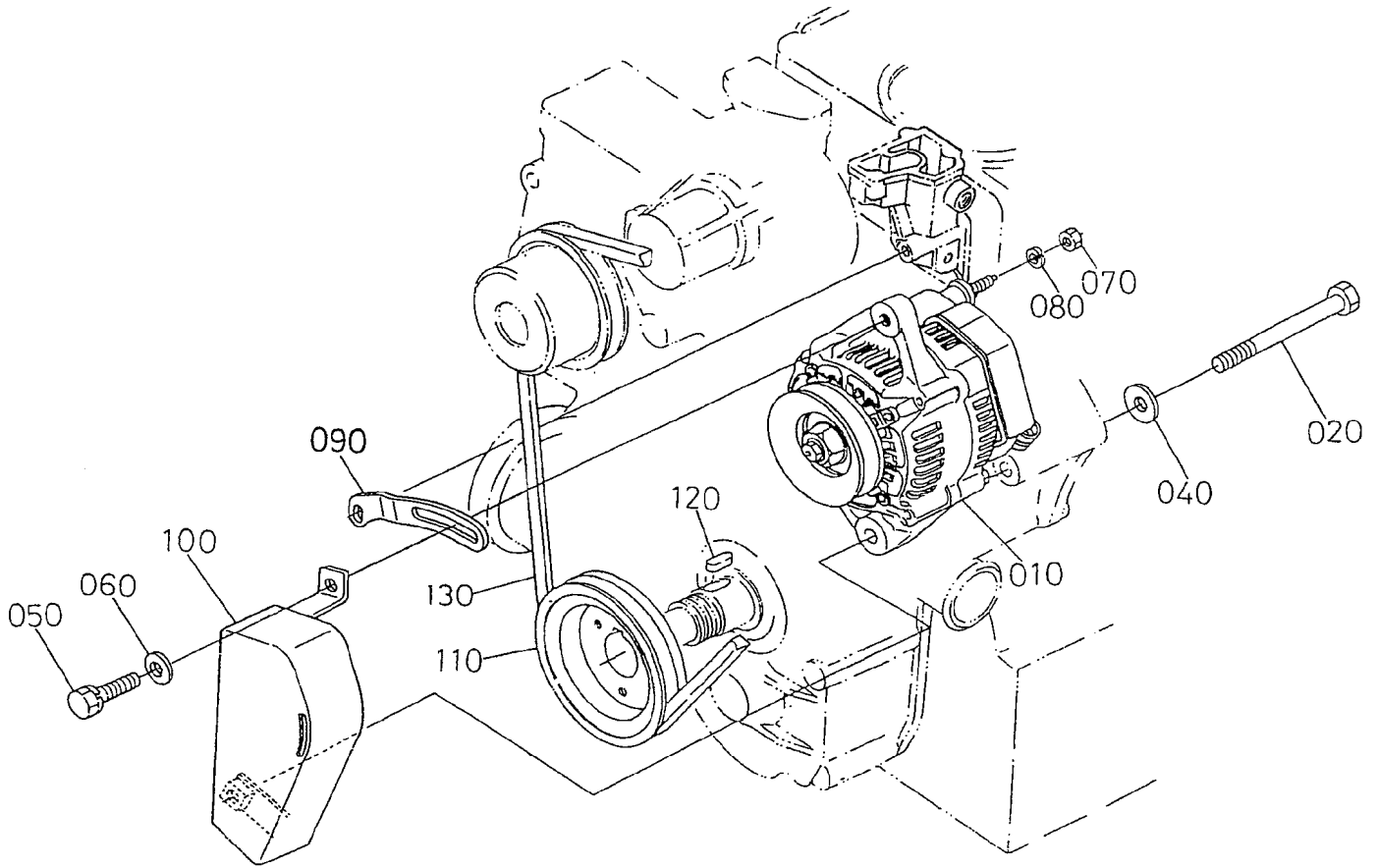
--	--	--	--



Nozzle Holder and Glow Plug Assembly

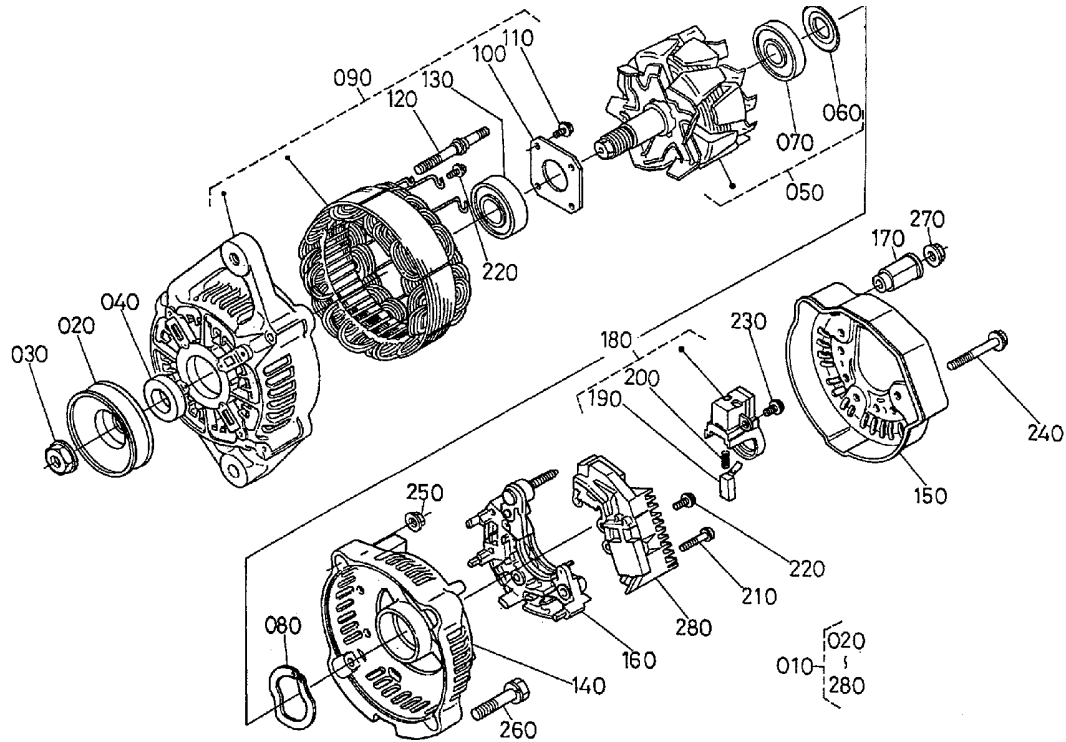
Ref	Part No.	Qty.	Description
10	100-9213	1	Overflow Pipe ASM
20	98-7670	1	Overflow Pipe ASM
30	98-7671	1	Clip-Pipe
40	98-7672	1	Clip-Pipe
50	98-7673	1	Clamp-Cord
60	100-9214	1	Nozzle Holder Kit
65	100-9215	4	Piece-Nozzle
70	98-7676	4	Gasket
80	98-7677	4	Seal
90	100-9216	1	Pipe-Injection
100	100-9217	1	Pipe-Injection
110	100-9218	1	Pipe-Injection
120	100-9219	1	Pipe-Injection
130	98-7682	3	Clamp-Pipe
140	98-7683	3	Clamp-Pipe
150	98-9364	3	Screw (W/Washer)
160	98-7685	4	Plug-Glow
170	98-7686	1	Cord-Plug, Glow
180	99-8377	4	Nut-Flange

--	--	--	--



Alternator and Pulley Assembly

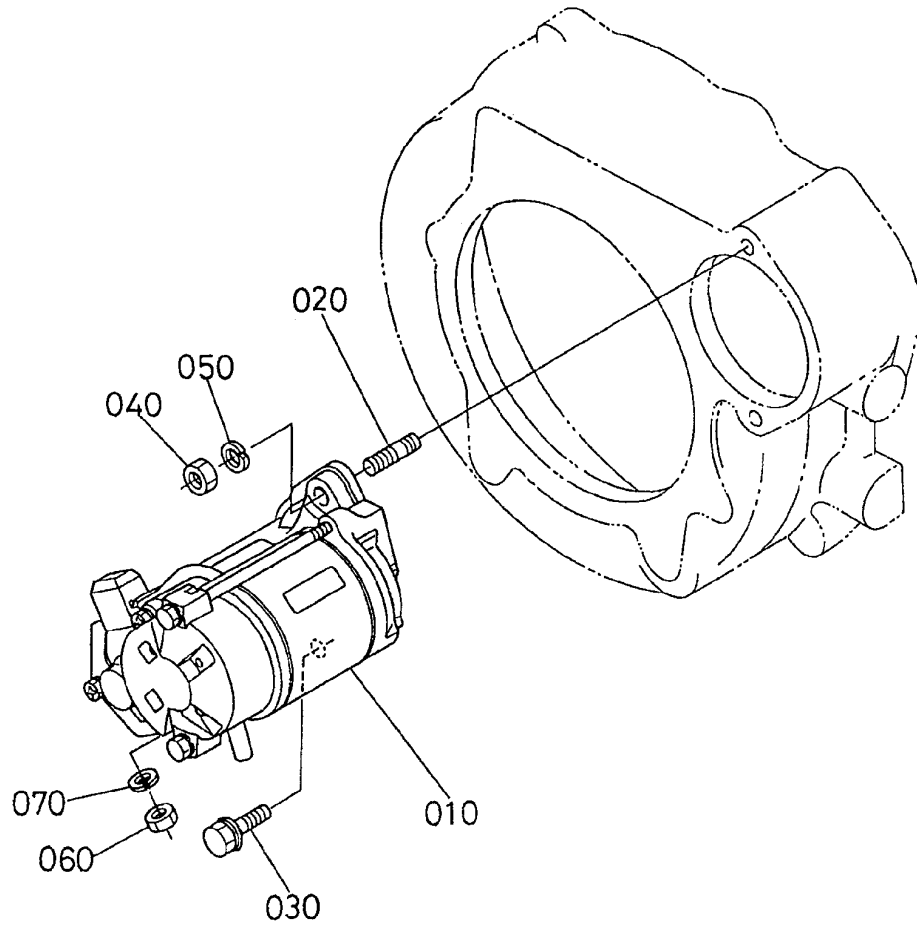
Ref	Part No.	Qty.	Description
10	107-0145	1	Alternator ASM
20	98-7695	1	Bolt
40	98-9366	1	Washer-Plain
50	98-7697	1	Bolt
60	100-9233	1	Washer-Plain
70	98-7572	1	Nut
80	98-7699	1	Washer-Spring
90	105-2872	1	Bracket-Alternator
100	98-7701	1	Cover-Belt
110	106-2044	1	Pulley-Drive, Fan
120	98-7451	1	Key-Feather
130	98-7705	1	V-Belt



Ref. No.	Part No.	Engine Serial #	Ref. No.	Part No.	Engine Serial #
090	98-7714	(1Q1216 or earlier)	090	107-0139	(1S0001 or newer)
150	98-7720	(1Q1216 or earlier)	150	107-0140	(1S0001 or newer)
180	98-7723	(1Q1216 or earlier)	180	107-0141	(1S0001 or newer)

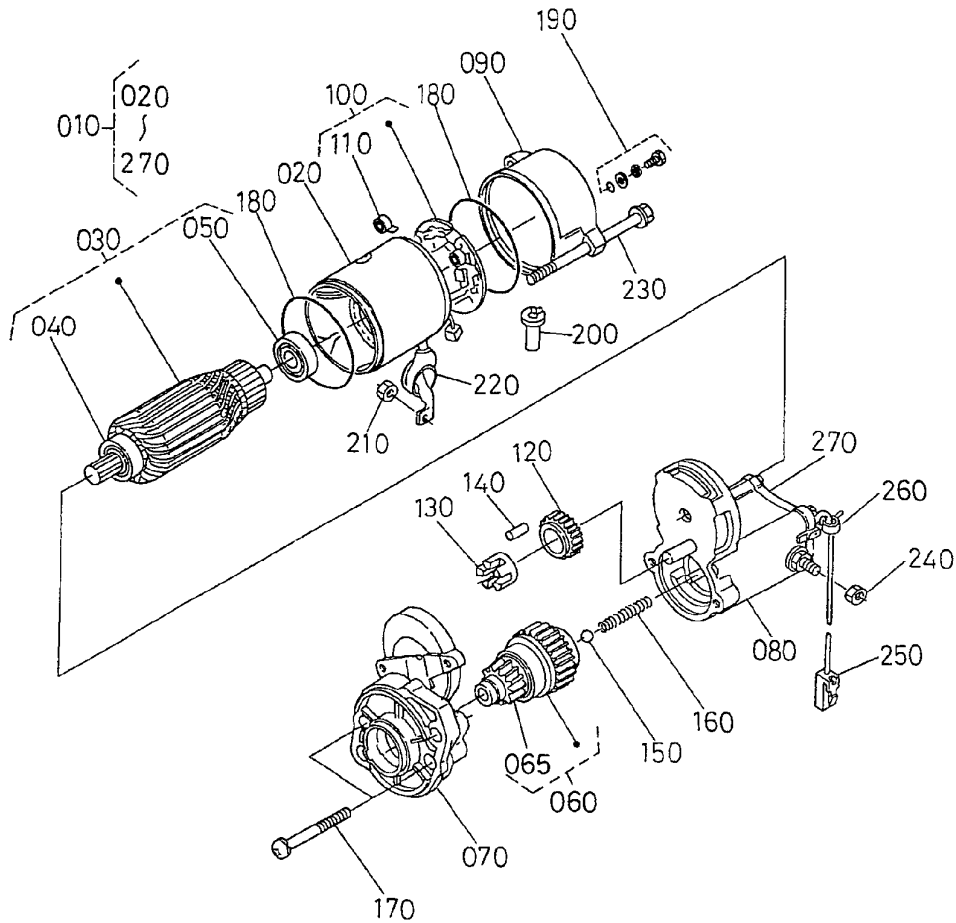
Alternator Component Parts Assembly

Ref	Part No.	Qty.	Description	Ref	Part No.	Qty.	Description
10	107-0145	1	Alternator ASM	220	98-7727	6	Screw-Head, Round
20	98-7707	1	Pulley-Alternator	230	98-7728	1	Screw-Head, Round
30	98-7708	1	Nut	240	98-7729	3	Bolt
40	98-7709	1	Collar	250	98-7730	2	Nut
50	107-0136	1	Rotor	260	98-7731	2	Bolt
60	98-7711	1	Cover-Bearing	270	98-7732	1	Nut
70	107-0138	1	Bearing-Ball	280	98-7733	1	Regulator ASM
80	98-7713	1	Washer-Thrust				
90	107-0139	1	Drive End Frame ASM				
90	98-7714	1	Frame-End, Drive				
100	98-7715	1	Plate-Retainer				
110	98-7716	4	Screw-Head, Round				
120	98-7717	2	Bolt-Through				
130	107-0137	1	Bearing-Ball				
140	98-7719	1	Frame-End				
150	98-7720	1	Cover-End				
150	107-0140	1	Cover-End				
160	98-7721	1	Rectifier ASM				
170	98-7722	1	Bushing-Insulation				
180	98-7723	1	Holder-Brush				
180	107-0141	1	Holder-Brush				
190	98-7724	2	Brush				
200	98-7725	2	Spring-Brush				
210	98-7726	2	Screw-Head, Round				



Starter Assembly

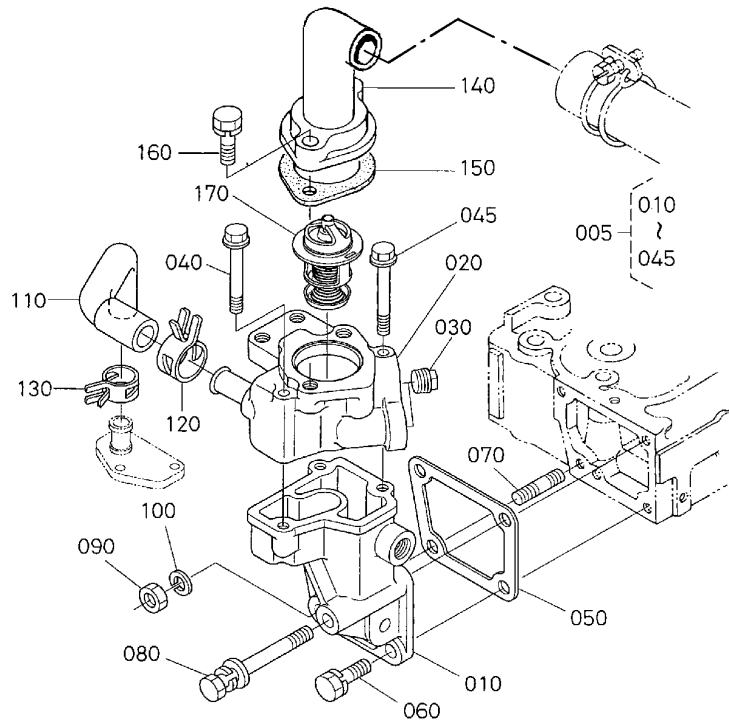
Ref	Part No.	Qty.	Description				
10	100-9237	1	Starter ASM				
20	98-7735	1	Stud				
30	98-7736	1	Bolt				
40	99-7526	1	Nut				
50	98-7738	1	Washer-Spring				
60	98-7739	1	Nut				
70	105-2893	1	Washer-Spring				



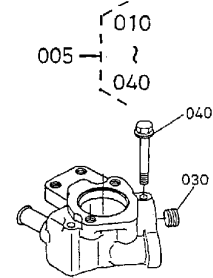
Starter Component Parts Assembly

Ref	Part No.	Qty.	Description
10	100-9237	1	Starter ASM
20	104-8608	1	Yoke ASM
30	98-7742	1	Armature ASM
40	98-7744	1	Bearing
50	98-7743	1	Bearing
60	98-7745	1	Clutch-Running, Over
65	105-2887	1	Pinion-Bevel
70	98-7746	1	Frame-End, Drive
80	100-9239	1	Magnetic Switch ASM
90	98-7748	1	Frame-End
100	98-7749	1	Brush Holder ASM
110	98-7750	4	Spring-Brush
120	98-7751	1	Gear
130	98-7752	1	Retainer
140	98-7753	5	**obs** Roller
150	98-7755	1	Ball
160	98-7754	1	Spring
170	98-7756	2	Bolt
180	98-7757	2	O-Ring
190	98-7758	2	Bolt ASM
200	98-7759	1	Pipe-Drain
210	105-2873	1	Nut
220	99-8375	1	Cover
230	100-9240	2	Bolt

Ref	Part No.	Qty.	Description
240	99-8376	1	Nut-Hex
250	98-9711	1	Cord-Solenoid, Stop
260	98-9712	1	Band-Cover
270	105-2886	1	Cover ASM



Ref. No.	Part No.	Engine Serial #
020	107-0144	(1N0001 or newer)
040	105-2875	(1E0001 or newer) (Qty. 2)
045	107-0117	(1E0001 or newer)
080	107-0115	(1U0001 or newer)

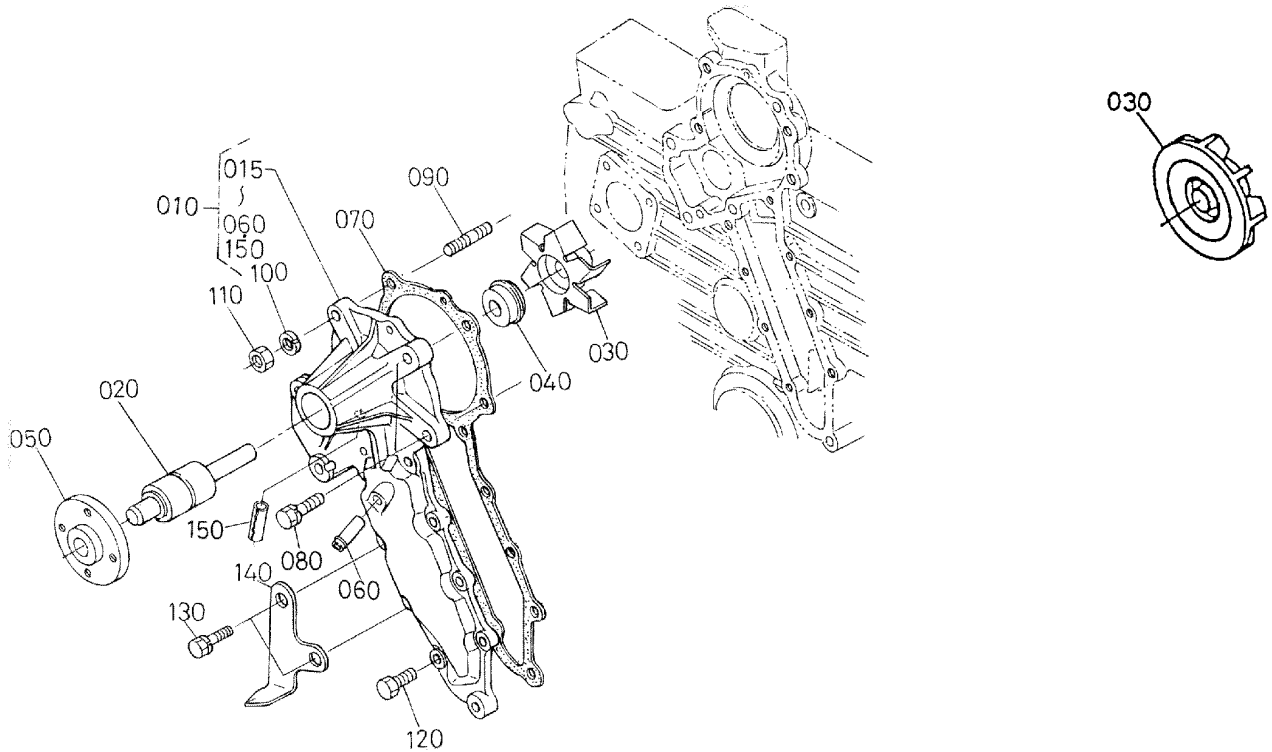


Ref. No.	Part No.	Engine Serial #
040	105-2875	(1C1478 or earlier) (Qty. 3)

Water Flange and Thermostat Assembly

Ref	Part No.	Qty.	Description
5	105-4578	1	Water Flange ASM
10	107-0143	1	Flange-Water
20	107-0144	1	Flange-Water
30	105-2874	2	Plug
40	105-2875	2	Bolt-Flange
40	105-2875	3	Bolt-Flange
45	107-0117	1	Bolt-Flange
50	105-2876	1	Gasket-Flange, Water
60	100-2562	2	Bolt
70	100-1558	1	Stud-Manifold, Exhaust
80	107-0115	1	Bolt
90	98-7534	1	Nut
100	105-2893	1	Washer-Spring
110	105-2878	1	Pipe-Return, Water
120	98-9714	1	Clamp-Hose
130	105-2879	1	Clamp-Hose
140	100-9244	1	Cover-Thermostat
150	105-2880	1	Gasket-Cover, Thermostat
160	98-7777	2	Bolt
170	105-2881	1	Thermostat ASM

--	--	--	--

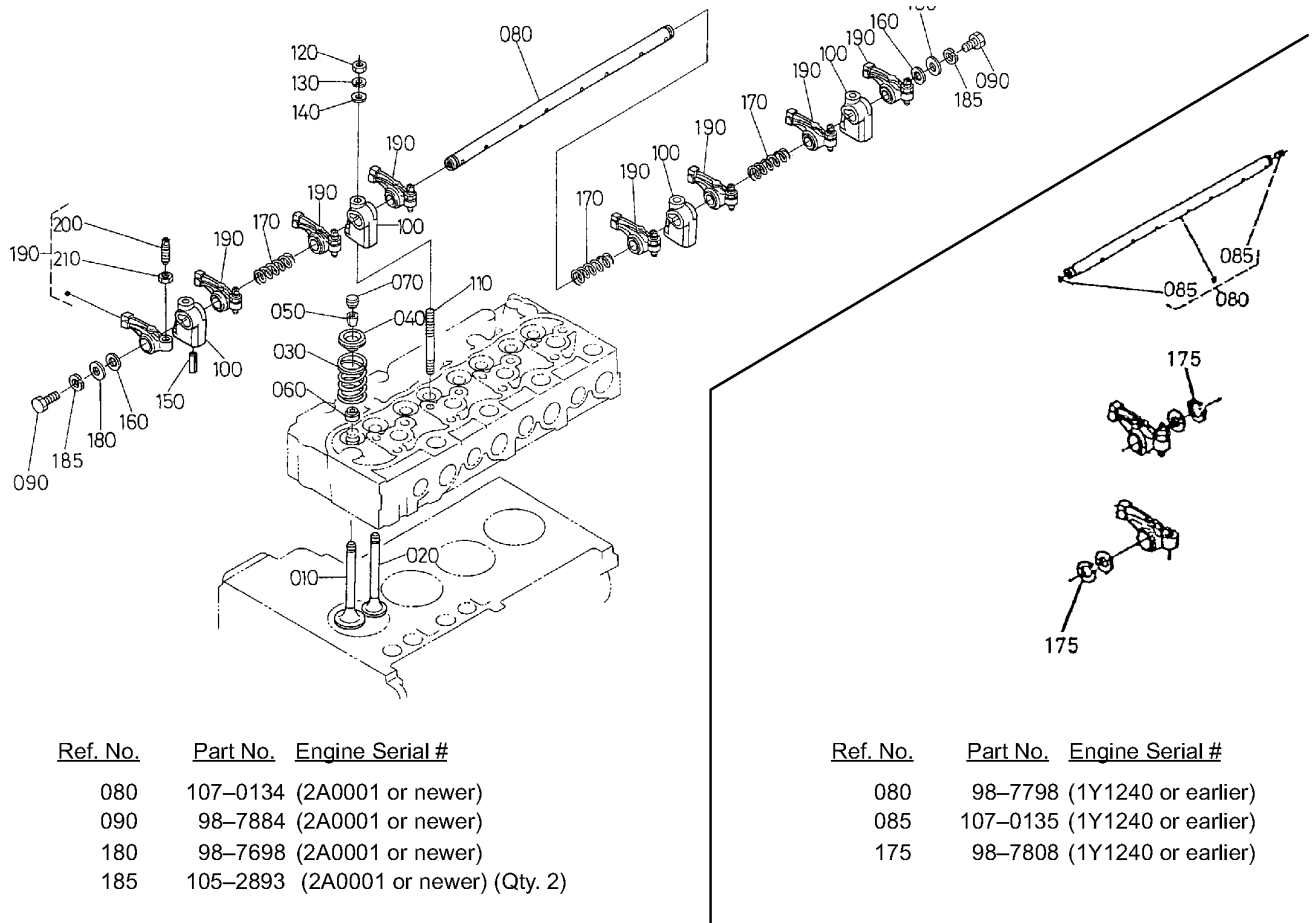


Ref. No.	Part No.	Engine Serial #	Ref. No.	Part No.	Engine Serial #
010	107-0129	(2S0001 or newer)	010	100-9245	(1W1377 or earlier)
030	107-0130	(1Y0001 or newer)	030	98-7781	(1W1377 or earlier)
150	107-0131	(2S0001 or newer)			

Water Pump Assembly

Ref	Part No.	Qty.	Description
10	100-9245	1	Water Pump ASM
10	107-0129	1	Water Pump ASM
15	105-2885	1	Body-Pump, Water
20	98-7780	1	Bearing-Ball
30	107-0130	1	Impeller-Pump, Water
30	98-7781	1	Impeller-Pump, Water
40	105-2882	1	Mechanical Seal ASM
50	98-7783	1	Flange-Pump, Water
60	98-9580	1	Pipe-Return, Water
70	98-7784	1	Gasket-Pump, Water
80	98-7439	2	Bolt
90	98-7786	2	Stud
100	105-2893	2	Washer-Spring
110	98-7534	2	Nut
120	98-7605	6	Bolt
130	98-7568	2	Bolt
140	100-9246	1	Indicator-Timing
150	107-0131	1	Pin-Spring

Ref	Part No.	Qty.	Description



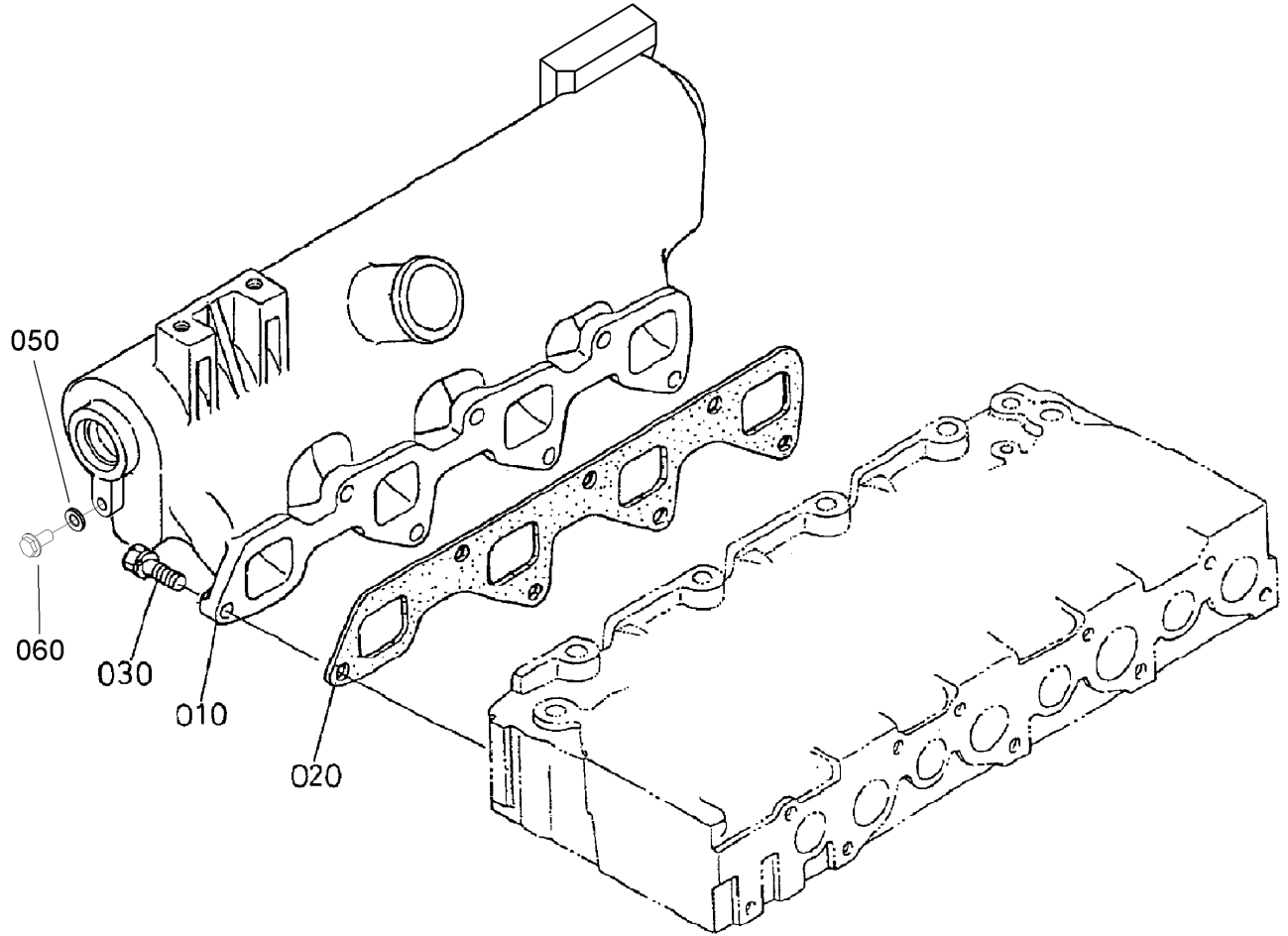
Ref. No.	Part No.	Engine Serial #
080	107-0134	(2A0001 or newer)
090	98-7884	(2A0001 or newer)
180	98-7698	(2A0001 or newer)
185	105-2893	(2A0001 or newer) (Qty. 2)

Ref. No.	Part No.	Engine Serial #
080	98-7798	(1Y1240 or earlier)
085	107-0135	(1Y1240 or earlier)
175	98-7808	(1Y1240 or earlier)

Valve and Rocker Arm Assembly

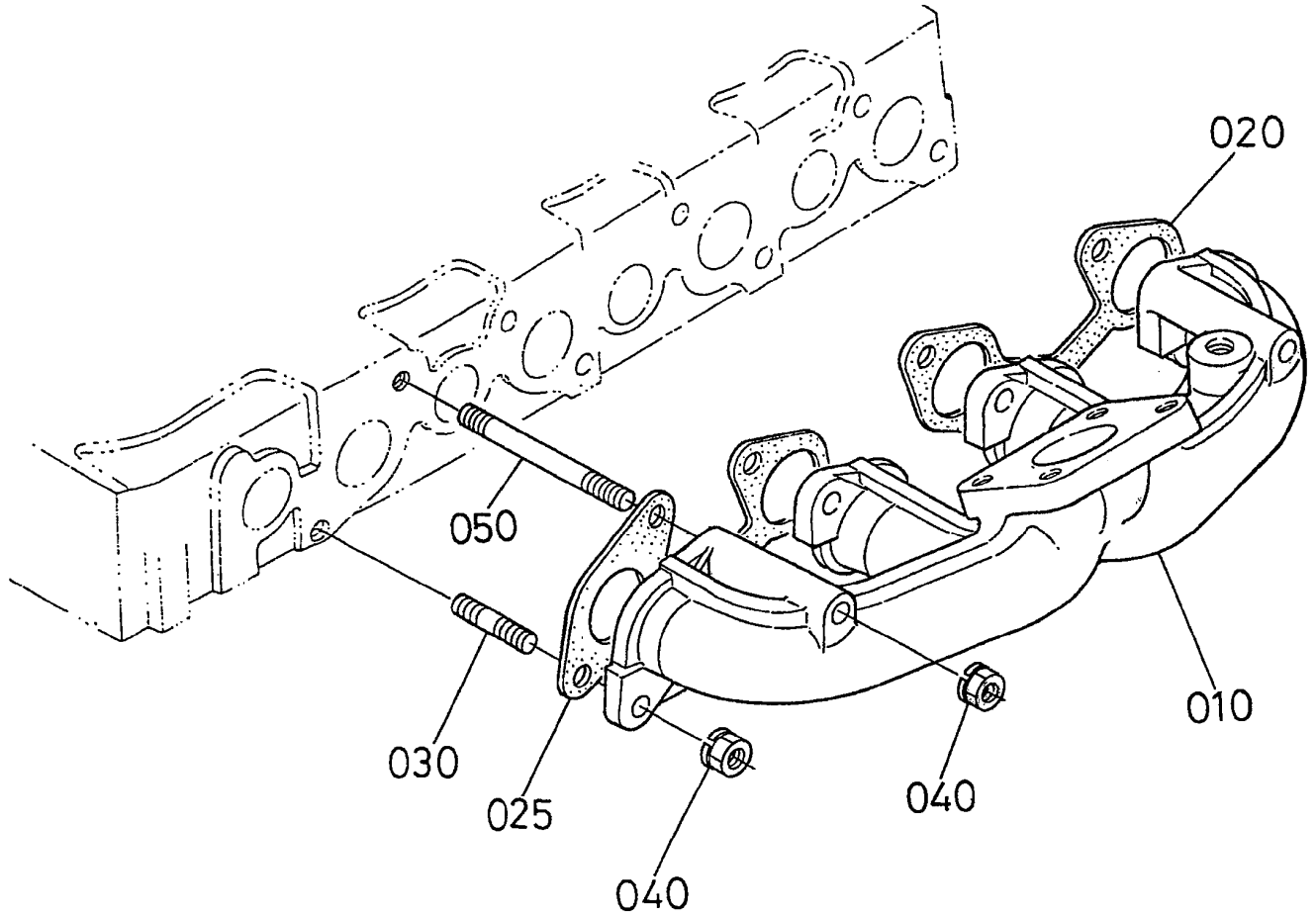
Ref	Part No.	Qty.	Description
10	98-7791	4	Valve-Inlet
20	100-9281	4	Valve-Exhaust
30	98-7793	8	Spring-Valve
40	98-7794	8	Retainer-Spring, Valve
50	98-7795	8	Collet-Spring, Valve
60	98-7796	8	Seal-Stem, Valve
70	98-7797	8	Cap-Valve
80	107-0134	1	Shaft-Arm, Rocker
80	98-7798	1	Rocker Arm Shaft ASM
85	107-0135	2	Screw-Set
90	98-7884	2	Bolt
100	98-7800	4	Bracket-Arm, Rocker
110	98-7801	4	Stud
120	98-7534	4	Nut
130	105-2893	4	Washer-Spring
140	98-7536	4	Washer-Plain
150	98-7805	1	Pin-Spring
160	98-7806	2	Washer
170	98-7807	3	Spring-Arm, Rocker
175	98-7808	2	Clip-Cir., External
180	98-7660	2	Washer-Plain
185	105-2893	2	Washer-Spring
190	98-7809	8	Rocker Arm ASM
200	98-7810	8	Screw-Adjusting

Ref	Part No.	Qty.	Description
210	98-7811	8	Nut



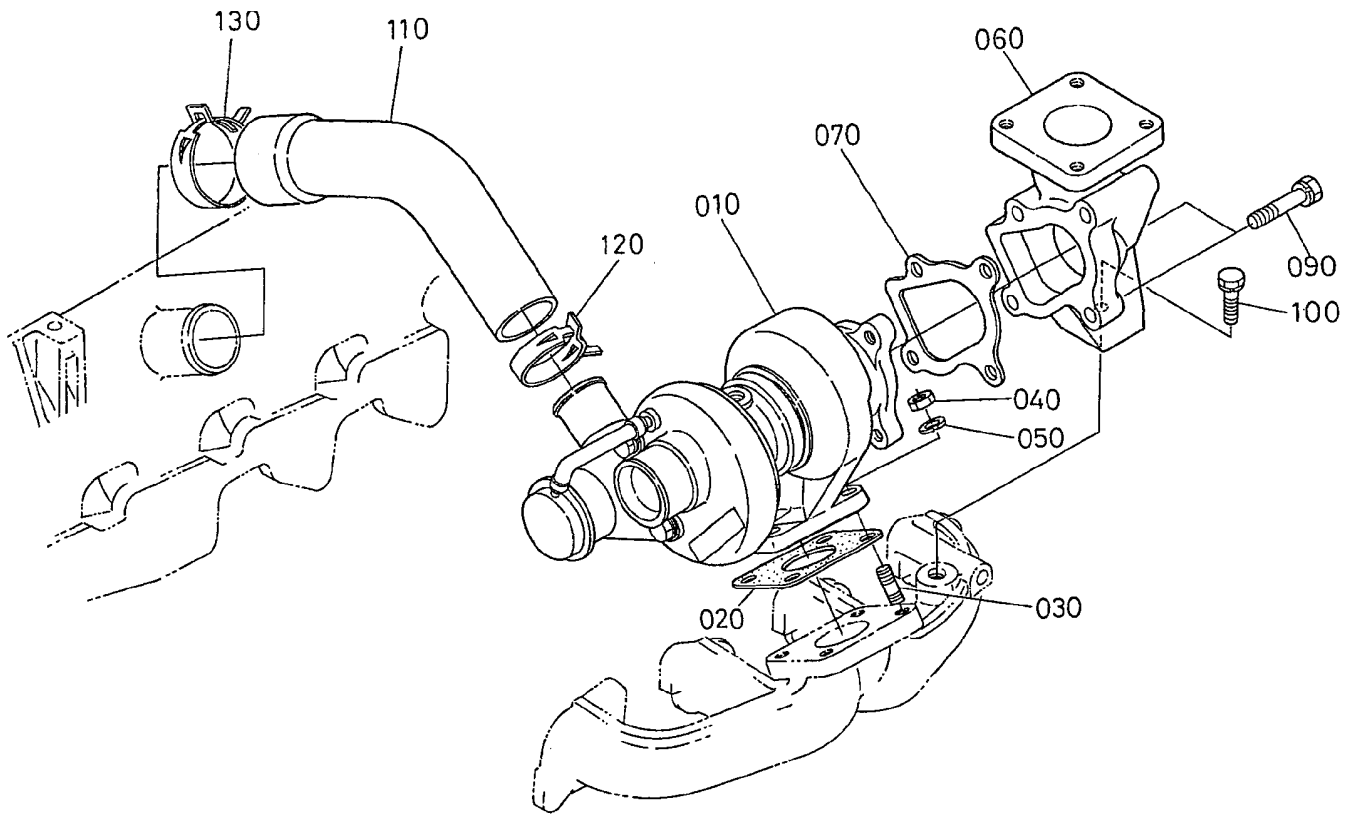
Inlet Manifold Assembly

Ref	Part No.	Qty.	Description
10	100-9283	1	Inlet-Manifold
20	100-9284	1	Gasket-Manifold, Intake
30	98-7610	7	Bolt
50	98-7654	1	Gasket
60	107-4317	1	Bolt-Flange



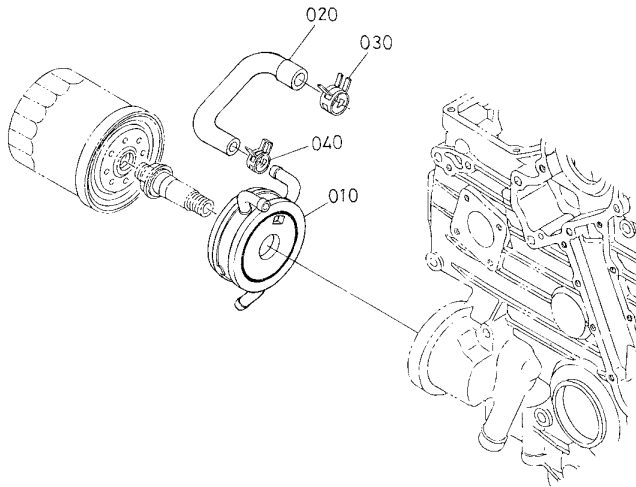
Exhaust Manifold Assembly

Ref	Part No.	Qty.	Description
10	100-9285	1	Manifold-Exhaust
20	98-7802	1	Gasket
25	98-7803	1	Gasket
30	100-1558	6	Stud-Manifold, Exhaust
40	100-9288	8	Nut
50	100-9289	2	Stud

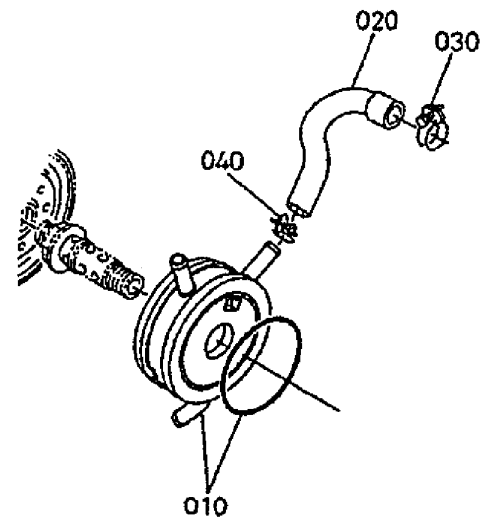


Turbo Charger Assembly

Ref	Part No.	Qty.	Description
10	100-9313	1	Turbo Charger ASM
20	100-9314	1	Gasket
30	99-8342	4	Stud
40	98-7534	4	Nut
50	105-2893	4	Washer-Spring
60	100-9315	1	Flange-Muffler
70	100-9316	1	Gasket
90	98-7697	4	Bolt
100	100-9230	1	Bolt
110	100-9318	1	Hose-Inlet
120	100-9319	1	Band-Pipe
130	99-8322	1	Band-Pipe



Ref. No.	Part No.	Engine Serial #
010	107-0125	(2S0001 or newer)
020	107-0126	(2S0001 or newer)
030	105-2879	(2S0001 or newer)
040	98-9579	(2S0001 or newer)

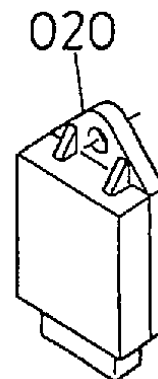
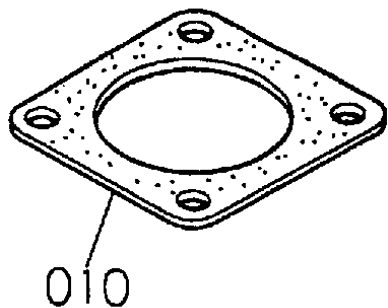


Ref. No.	Part No.	Engine Serial #
010	100-9325	(2Q1204 or earlier)
020	100-9326	(2Q1204 or earlier)
030	98-7774	(2Q1204 or earlier)
040	100-9327	(2Q1204 or earlier)

Oil Cooler Assembly

Ref	Part No.	Qty.	Description
10	100-9325	1	Oil Cooler ASM
10	107-0125	1	Oil Cooler ASM
20	100-9326	1	Hose-Cooler, Oil
20	107-0126	1	Hose-Cooler, Oil
30	98-7774	1	Band-Pipe
30	105-2879	1	Clamp-Hose
40	100-9327	1	Band-Pipe
40	98-9579	1	Band-Pipe

Ref	Part No.	Qty.	Description



Muffler Gasket and Glow Controller

Ref	Part No.	Qty.	Description
10	100-9333	1	Gasket-Muffler
20	98-7611	1	Controller-Glow

NOTES

NOTES

