



Reelmaster[®] 6500-D 2 Wheel Drive

Model No. 03806 - 240000301 and up.

Parts Catalog

Ordering Replacement Parts

To order replacement parts, please supply the part number, the quantity, and the description of each part desired.

Understanding Reference Numbers

Each identified part in an illustration has a reference number. The reference number for a part also appears in the parts list, along with other information about the part.

This catalog uses two special reference number formats, one to indicate parts in a service assembly and another to indicate the quantity of a given part in an illustration.

Service Assembly Reference Numbers

Parts in service assemblies have reference numbers in the form a:b. The a represents the reference number of the entire service assembly and the b represents a sequential number unique to each part within the service assembly.

For example, a wheel assembly might be identified by reference number 6, the tire by 6:1, the valve by 6:2, and the wheel by 6:3. When you order the assembly identified by reference number 6, you receive all parts identified by reference numbers 6:1, 6:2, and 6:3. However, you may also order any part individually. Reference numbers of this type appear in illustrations and in part lists.

Reference Numbers Indicating Quantity

In an illustration, if a reference number indicates more than one part, the reference number has the form nX y. The n represents the quantity of the part, the X is the multiplication symbol, and the y represents the reference number.

For example, in an illustration, the reference number 2X 37 means that two of the parts identified by reference number 37 are indicated.

Contents

Description	Page	Description	Page
Frame and Body Assembly 4	Lift Block Assembly No. 104-9335 48
Front Frame Assembly No. 108-4407 5	Front No. 1 Lift Arm Assembly 49
Tool Box Assembly 6	Hydraulic Cylinder Assembly No. 93-2650 50
Control Console Assembly 7	Front No. 4 and No. 5 Lift Arm Assembly 51
Control Console and Battery Assembly 8	Hydraulic Cylinder Assembly No. 99-6986 53
Hydraulic Filter and Reservoir Assembly 10	Rear No. 2 and No. 3 Lift Arm Assembly 54
Fuel Tank Assembly 11	Hydraulic Cylinder Assembly No. 99-2550 56
Traction Pedal Assembly 12	Reel Motor Assembly 57
Brake Pedal Assembly 13	Hydraulic Motor Assembly No. 98-9999 58
Seat Assembly 14	Rear No. 2 and No. 3 Tipper Support Assembly 59
Seat Suspension Assembly No. 76-1970 15	Crankcase Assembly 60
Suspension Assembly No. 106-8085 16	Oil Pan Assembly 61
Seat Frame and Throttle Assembly 17	Cylinder Head Assembly 62
Steering Wheel Assembly 18	Gear Case Assembly 63
Steering Control Assembly No. 114-5073 19	Head Cover Assembly 64
Steering Tower Assembly 20	Dipstick and Guide Assembly 65
Front Hydraulic Drive Assembly 21	Main Bearing Assembly 66
Front Axle and Brake Assembly 22	Camshaft and Idle Gear Shaft Assembly 67
Planetary Assembly No. 105-4500-03 23	Piston and Crankshaft Assembly 68
Brake Assembly No. 100-3070-03 24	Flywheel Assembly 69
Hydraulic Motor Assembly No. 92-7385 25	Fuel Camshaft and Governor Shaft Assembly 70
Brake Assembly No. 100-3069-03 26	Idle Apparatus, Stop Solenoid and Cover Assembly 71
Hydraulic Motor Assembly No. 93-7476 27	Injection Pump Assembly 72
Hydraulic Pump Installation 28	Injection Pump Component Assembly 73
Gear Pump Assembly No. 105-3317 29	Speed Control Plate Assembly 74
Piston Pump Assembly No. 107-4441 30	Nozzle Holder and Glow Plug Assembly 75
Control Assembly No. 93-6306 31	Nozzle Holder Component Assembly 76
Radiator Support and Shroud Assembly 32	Fork Lever (Governor) Assembly 77
Radiator and Screen Assembly 33	Alternator and Pulley Assembly 78
Engine Installation Assembly 34	Alternator Component Assembly 79
Oil/Water/Fuel Filter, Muffler and Air Cleaner Assembly 36	Starter Assembly 80
Air Filter Assembly No. 100-2597 38	Water Flange and Thermostat Assembly 81
Water / Fuel Filter Assembly No. 98-9305 39	Water Pump Assembly 82
Rear Hydraulic Assembly 40	Reserve Tank Assembly 83
2 Wheel Drive Axle Assembly 41	Valve and Rocker Arm Assembly 84
Hydraulic Cylinder Assembly No. 94-8142 42	Inlet / Exhaust Manifold Assembly 85
2 Wheel Drive Axle and Wheel Assembly 43	Turbo Charger Assembly 86
Rear Hydraulic Control Block Assembly 44	Oil Pipe (Turbo Charger) Assembly 87
Mow Block Assembly No. 99-6978 46	Oil Cooler Assembly 88
Front Hydraulic Control Block and Hose Assembly 47	Miscellaneous Engine Parts 89

Part Description Abbreviations

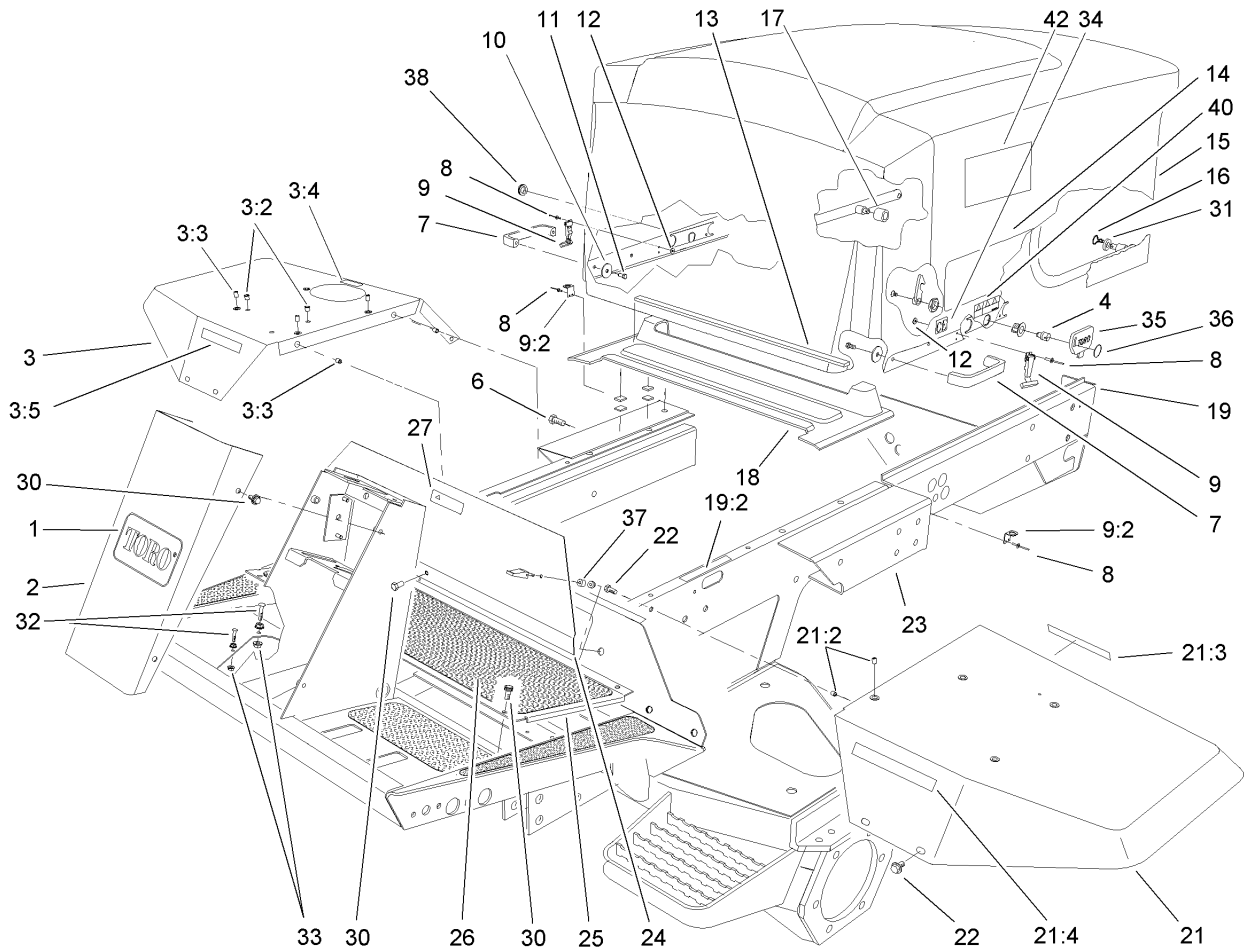
Part descriptions in this catalog may include the following abbreviations.

AR.	as required	HYD.	hydraulic
ASM.	assembly	LH.	left hand
BBC.	blade brake clutch	NI.	nylon insert
CARR.	carriage	NPTF.	national pipe thread fine
DEG.	degrees	PFH.	phillips flat head
EXT.	external	PPH.	phillips pan head
FH.	flat head	PPHTF.	phillips pan head thread forming
GA.	gauge	PRH.	phillips round head
HD.	heavy-duty	PTH.	phillips truss head
HF.	hex flange	PTO.	power-take-off
HH.	hex head	RH.	right hand
HHF.	hex head flange	ROPS.	roll-over protection system
HHFTF.	hex head flange thread forming	SFH.	slotted fillister head
HJ.	hex jam	SHH.	slotted hex head
HLH.	hex lag head	SHWH.	slotted hex washer head
HOC.	height-of-cut	SPH.	slotted pan head
HSBH.	hex socket button head	SQH.	square head
HSFH.	hex socket flat head	SRH.	slotted round head
HSH.	hex socket head	STD.	standard
HWH.	hex washer head	TAP.	self tapping
HWHTF.	hex washer head thread forming	TTH.	torx truss head

Footnotes

❶ Not illustrated

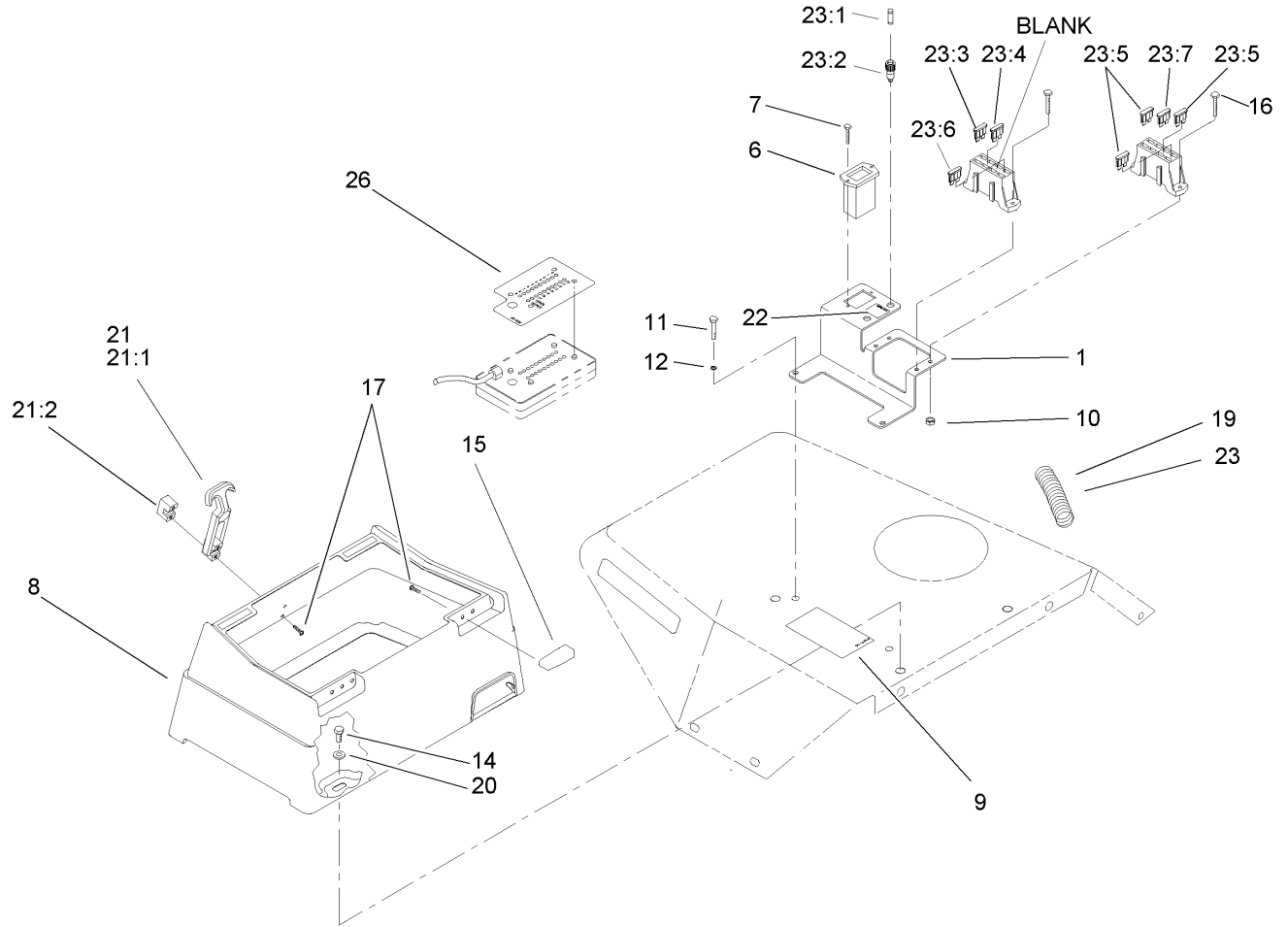
❷ Not serviced separately



Frame and Body Assembly

Ref	Part No.	Qty.	Description
1	62-5550	1	Decal
2	93-7996-01	1	Cover-Tower
3	106-5950	1	RH Fender ASM
3:2	32148-6	2	Insert-Nut
3:3	32148-7	5	Nut-Insert
3:4	93-6686	1	Decal-Oil, HYD
3:5	93-6689	1	Decal-No Riders
4	105-3301	1	Latch ASM
6	3234-38	12	Screw-HHF
7	65-5100	2	Handle-Door
8	3269-8	8	Rivet-Blind
9	59-9740	2	Flex Draw Latch ASM
9:2	249-40	1	Keeper
10	3256-78	4	Washer-Flat
11	46-8091	4	Screw-HWH
12	3269-10	4	Washer-Back
13	92-7633	1	Bumper-Hood
14	106-7064	2	Decal
15	105-0130	1	Hood
16	3290-467	2	Pin-Hair
17	93-7582	1	Hose
18	94-2617	1	Pump Cover ASM
19	108-4405	1	Rear Frame ASM
19:2	93-1265	1	Decal-Surface, Hot

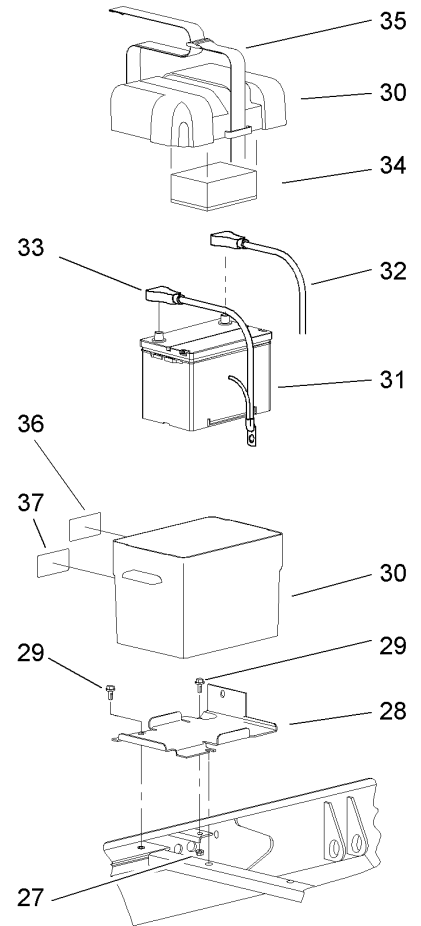
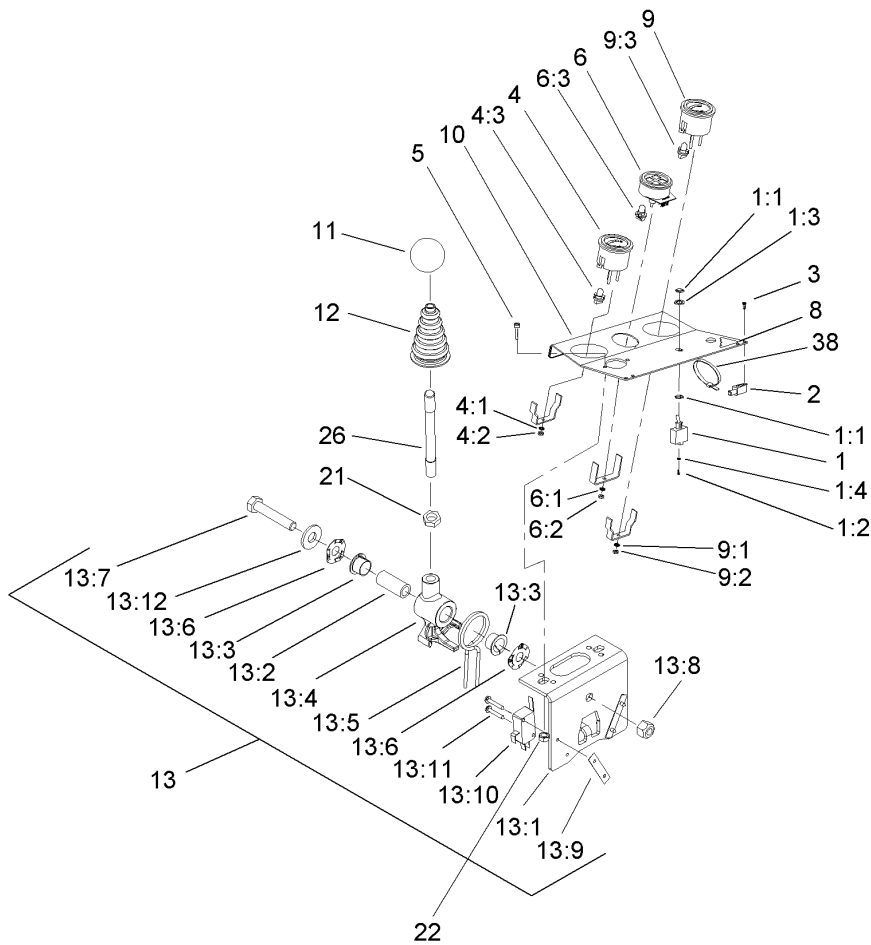
Ref	Part No.	Qty.	Description
21	106-5951	1	LH Fender ASM
21:2	32148-7	6	Nut-Insert
21:3	93-6680	1	Decal-Diesel
21:4	93-6689	1	Decal-No Riders
22	3234-14	10	Screw-HHF
23	108-4407	1	Front Frame ASM
24	75-1390-01	1	Cover-Access, Front
25	75-1410-01	1	Plate-Access, Floor
26	75-0630	1	Tread-Foot, Center
27	93-9425	1	Decal-Danger
30	3234-7	9	Screw-HHF
31	66-6480	2	Washer
32	17-9420	2	Screw-Handle
33	32128-20	4	Nut-HF
34	93-7252	1	Decal
35	99-8970	1	Key-Latch, Hood
36	98-9321	1	Ring-Key
37	74-5950	2	Latch-Swell
38	104-1453	1	Grommet
40	106-6754	1	Decal-Danger
42	66-6140	2	Decal



Control Console Assembly

Ref	Part No.	Qty.	Description
1	105-0137-03	1	Bracket-Block, Fuse
6	75-6820	1	Hourmeter
7	32144-18	2	Screw-HH
8	104-0027	1	Box-Control
9	104-5229	1	Decal-Fuses, Ce
10	3296-2	4	Nut-Lock
11	321-4	2	Screw-HH
12	3253-3	2	Washer-Lock
14	322-4	3	Screw-HH
15	104-1497	2	Hinge-Receiver
16	32105-13	4	Screw-HWH
17	32144-1	6	Screw-Taptite
19	94-6343	1	Decal-Identification, Wire
20	3256-3	3	Washer-Flat
21	94-5626	1	Latch-Draw, Flexible
21:1	100-5806	1	Handle-Latch
21:2	100-5807	1	Keeper-Latch
22	104-9298	1	Decal-Controller
23	105-0119	1	Harness-Wire, Console
23:1	219-19	1	Lamp-Green
23:2	85-4491	1	Light-Indicator (Includes Lamp)
23:3	94-9157	1	Fuse-Blade, 4 Amp
23:4	114241	1	Fuse-7.5 Amp
23:5	218-578	3	Fuse-10 Amp

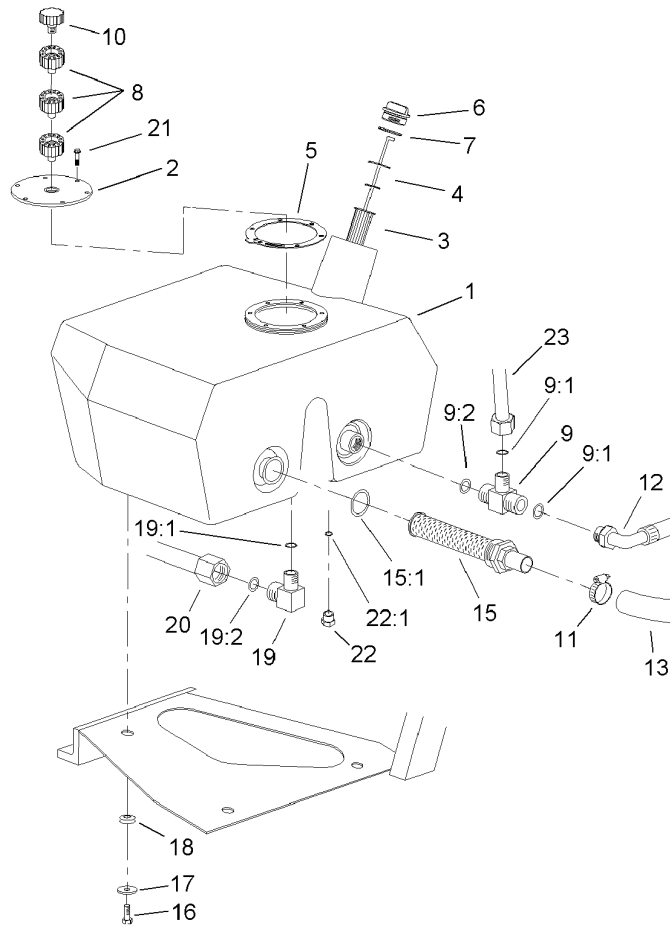
Ref	Part No.	Qty.	Description
23:6	109355	1	Fuse-15 Amp
23:7	109101	1	Fuse-20 Amp
26	105-9267	1	Decal-Diagnostic, Control



Control Console and Battery Assembly

Ref	Part No.	Qty.	Description
1	99-8352	1	Switch-Backlap, Master
1:1	218-498	2	Locknut
1:2	218-588	3	Screw
1:3	218-589	1	Washer
1:4	3253-19	3	Washer-Lock
2	104-1496	2	Hinge-Pin
3	32144-1	4	Screw-Taptite
4	98-9339	1	Gauge-Fuel
4:1	3254-1	3	Washer-Lock, Int
4:2	3217-27	3	Nut-Hex
4:3	105-9265	1	Bulb And Lamp ASM
5	3258-166	2	Screw-PRH
6	98-9306	1	Light-Warning
6:1	3254-1	1	Washer-Lock, Int
6:2	3217-27	1	Nut-Hex
6:3	105-9264	4	Bulb And Lamp ASM
8	104-9296	1	Decal-Control
9	98-9308	1	Gauge-Temperature
9:1	3254-1	3	Washer-Lock, Int
9:2	3217-27	3	Nut-Hex
9:3	105-9265	1	Bulb And Lamp ASM
10	104-9251-03	1	Plate-Instrument
11	233-42	1	Knob
12	93-5961	1	Boot-Lever

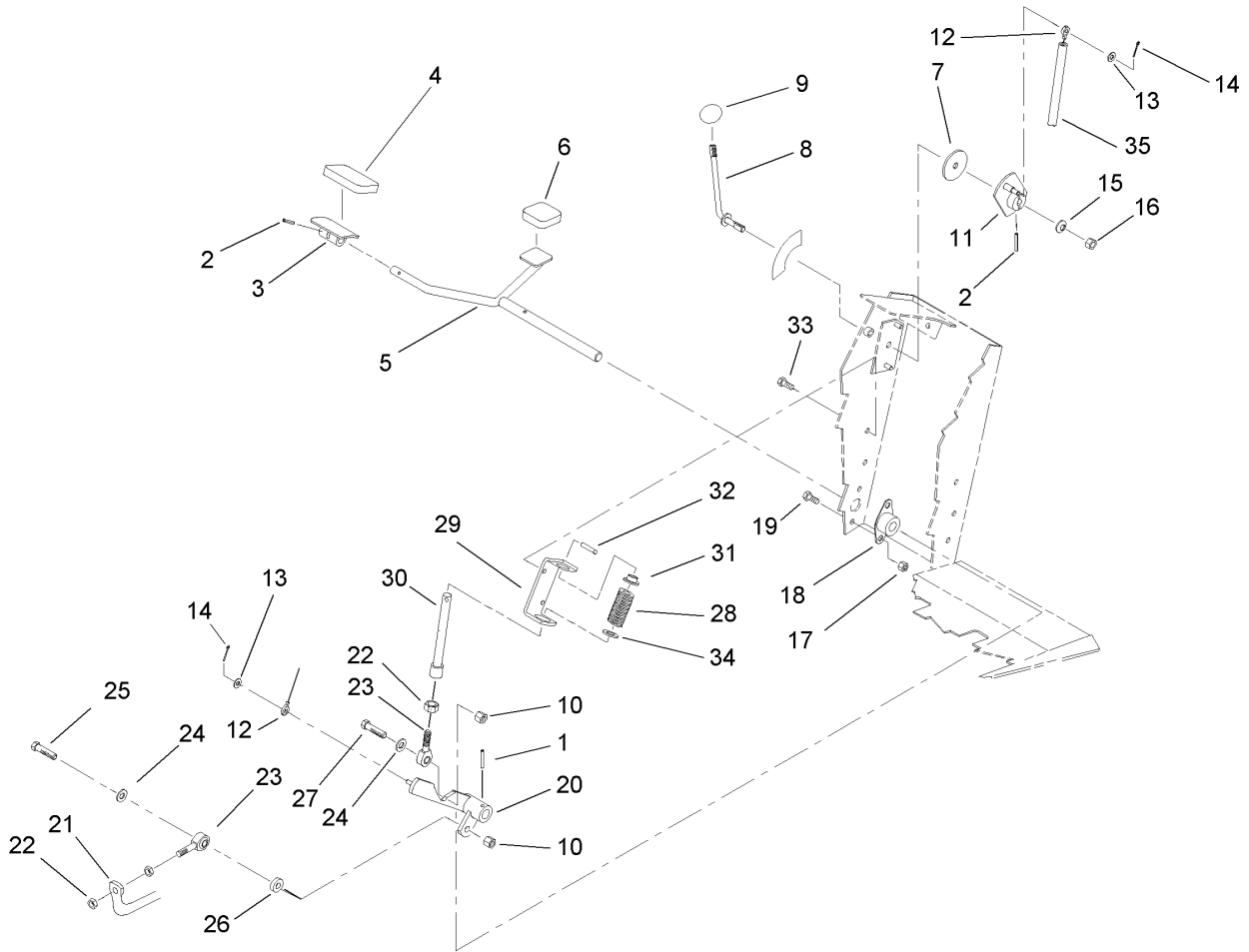
Ref	Part No.	Qty.	Description
13	106-4167	1	Joystick Bracket ASM
13:1	106-4168-03	1	Bracket-Joystick
13:2	106-4192	1	Spacer
13:3	93-5547	2	Bushing-Nylon
13:4	105-7507	1	Hub-Pivot, Joystick
13:5	105-8289	1	Spring-Torsion
13:6	106-4193	2	Washer-Finger, Spring
13:7	322-9	1	Screw-HH
13:8	3296-29	1	Nut-Lock, NI
13:9	3290-354	2	Nut-Speed
13:10	111332	2	Switch
13:11	95-3003	4	Screw-HH
13:12	3256-3	1	Washer-Flat
21	3218-3	1	Nut-Jam
22	32128-33	2	Nut-HF
26	105-7508	1	Lever-Joystick
27	3296-29	1	Nut-Lock, NI
28	93-7974-03	1	Plate-Box, Battery
29	3234-5	3	Screw-HHF
30	93-7595	1	Battery Box ASM
31	106-5190	1	Battery
32	105-0114	1	Cable-Battery, Positive
33	105-0115	1	Cable-Battery, Negative
34	93-7968	1	Pad-Foam



Hydraulic Filter and Reservoir Assembly

Ref	Part No.	Qty.	Description
1	104-9254	1	Tank-Oil
2	99-2580	1	Cover-Tank
3	61-2790	1	Filter-Screen
4	75-3710	1	Dipstick
5	93-7499	1	Gasket
6	93-7498	1	Plug-Plastic
7	94-8166	1	O-Ring
8	92-8020	3	Adapter-Breather
9	104-3795	1	Fitting-HYD, Tee
9:1	340-65	2	O-Ring
9:2	237-146	1	O-Ring
10	68-6150	1	Breather
11	2412-111	1	Clamp
12	104-3790	1	Pump Return Hose ASM
13	104-3792	1	Hose-Suction
15	105-0131	1	Strainer-Tank, Oil
15:1	340-136	1	O-Ring
16	33105-025	3	Screw-HHF
17	63-8410	3	Washer
18	240-11	3	Bushing-Flange
19	340-98	1	Fitting-HYD, 90 DEG
19:1	237-79	1	O-Ring
19:2	237-30	1	O-Ring
20	92-7478	1	RH Motor Tube ASM

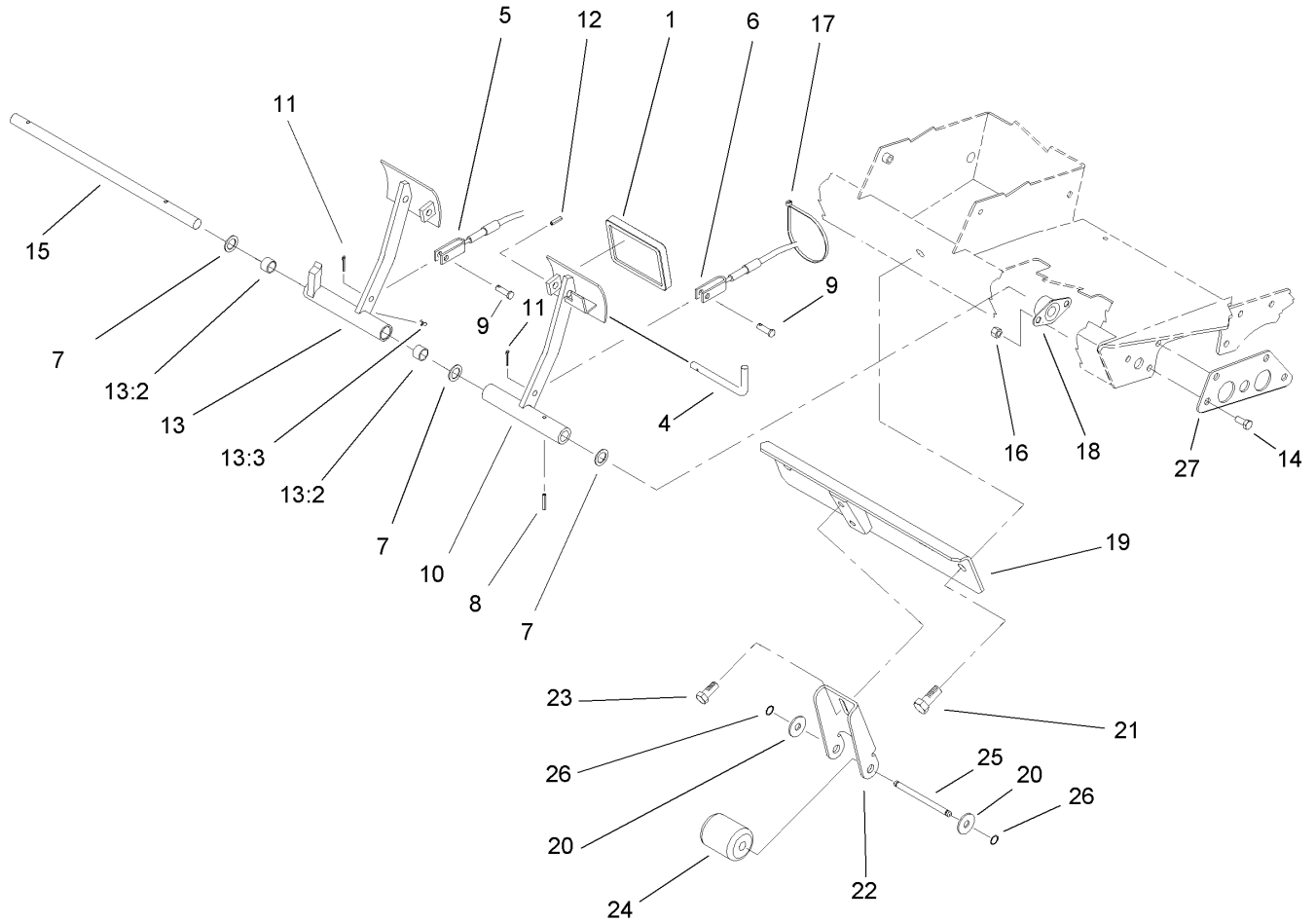
Ref	Part No.	Qty.	Description
21	33104-020	6	Screw-HHF
22	353-508	1	Plug
22:1	237-42	1	O-Ring
23	104-3748	1	HYD Tank Tube ASM
●23:1	340-65	1	O-Ring



Traction Pedal Assembly

Ref	Part No.	Qty.	Description
1	32121-6	1	Pin-Roll, Slotted
2	32121-45	2	Pin-Spring
3	49-6440-03	1	Pedal-Forward
4	74-9100	1	Pad-Pedal, Forward
5	75-2970	1	Pedal-Traction
6	74-9110	1	Pad-Pedal, Reverse
7	75-6550	1	Disc-Friction
8	75-6490	1	Lever ASM
9	233-42	1	Knob
10	3296-39	2	Nut-Lock, NI
11	75-6510	1	Bracket-Lever
12	75-6580	1	Cable-Pedal
13	3256-22	2	Washer-Flat
14	3272-2	2	Pin-Cotter
15	3290-461	1	Washer-Spring
16	3296-59	1	Nut-Lock, NI
17	32128-20	4	Nut-HF
18	256-236	2	Bearing-Mount, Flange
19	322-3	4	Screw-HH
20	75-3270-03	1	Hub-Pivot, Traction
21	100-3893-03	1	Tube-Control, Pump
22	3220-3	3	Nut-HJ
23	2411-36	2	Bearing-End, Rod
24	3256-24	2	Washer-Flat

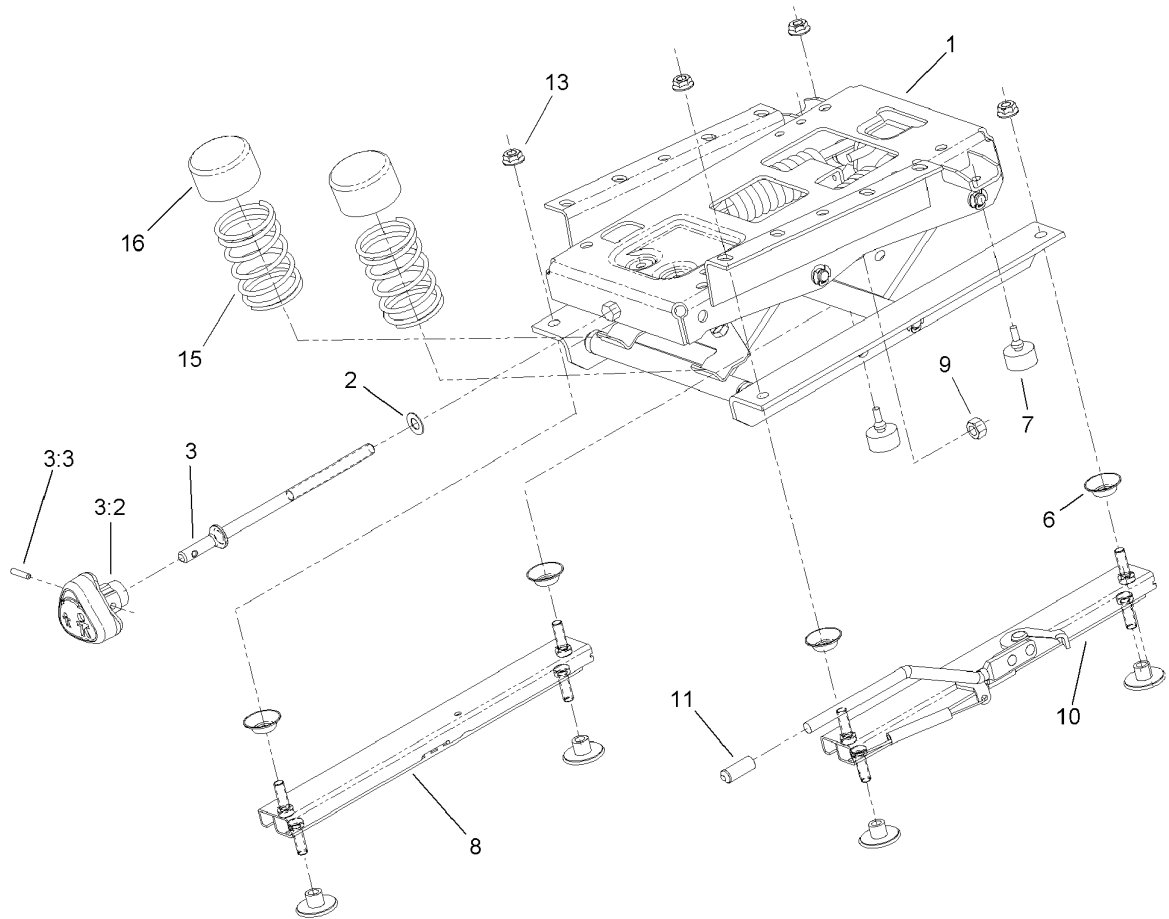
Ref	Part No.	Qty.	Description
25	323-9	1	Screw-HH
26	5-0652	1	Spacer
27	323-29	1	Screw-HH
28	60-5700	1	Spring
29	92-7608-03	1	Bracket-Spring
30	92-7609	1	Shaft-Spring
31	92-7610	1	Retainer-Spring
32	32121-11	1	Pin-Roll
33	32144-14	2	Screw-HWHTF
34	3256-5	1	Washer-Flat
35	95-7151	1	Tube-Convoluted



Brake Pedal Assembly

Ref	Part No.	Qty.	Description
1	93-8742	2	Footpad-Brake
4	63-7880	1	Pin-Latch, Brake
5	92-7530	1	LH Brake Cable ASM
6	92-7529	1	RH Brake Cable ASM
7	3256-69	3	Washer-Flat
8	32121-16	1	Pin-Spring
9	283-58	2	Pin-Clevis
10	75-1440-03	1	LH Brake Pedal ASM
11	3272-10	2	Pin-Cotter
12	32121-50	1	Pin-Spring
13	75-1430	1	Pedal-Brake, RH
13:2	256-42	2	Bushing
13:3	302-5	1	Fitting-Grease
14	322-3	10	Screw-HH
15	75-1470	1	Pin-Pivot, Brake
16	32128-20	10	Nut-HF
17	3290-378	1	Tie-Cable
18	256-236	2	Bearing-Mount, Flange
19	105-0138-03	1	Stabilizer
20	3256-26	2	Washer-Flat
21	3234-38	2	Screw-HHF
22	100-3868-03	1	Bracket-Tipper
23	3234-1	2	Screw-HHF
24	75-5390	1	Roller

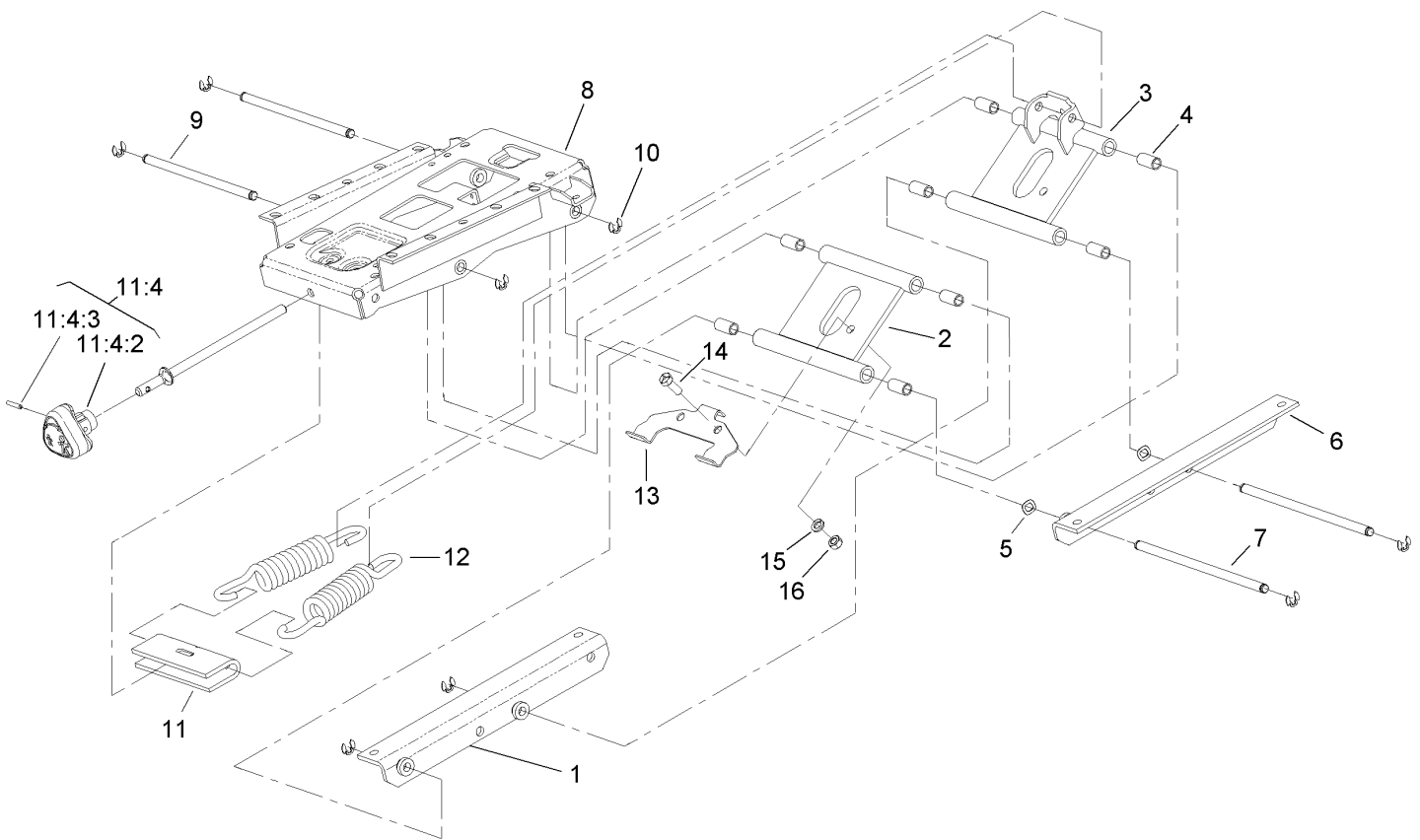
Ref	Part No.	Qty.	Description
25	75-5400	1	Pin-Roller
26	32151-61	2	Ring-Retaining
27	106-7793-01	2	Plate-Mount, Tube



Seat Suspension Assembly No. 76-1970

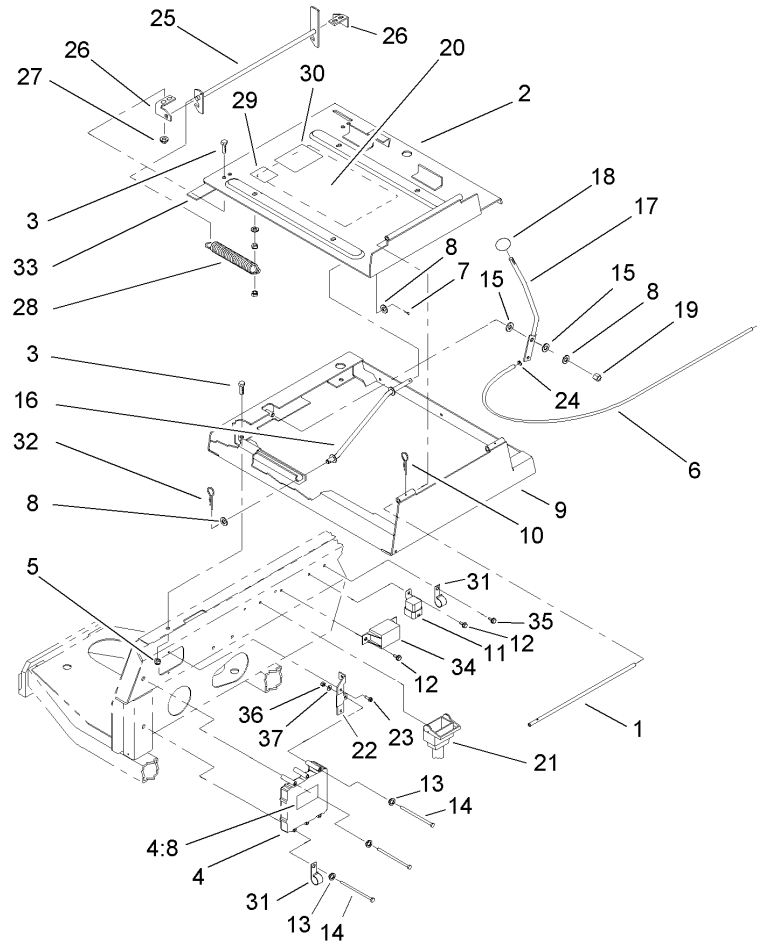
Ref	Part No.	Qty.	Description
1	106-8085	1	Suspension ASM
2	3256-24	1	Washer-Flat
3	106-1031	1	Tension Adjuster Knob ASM
3:2	106-8093	1	Knob-Adjust, Tension
3:3	32121-45	1	Pin-Spring
6	66-9290	4	Spacer-Suspension
7	76-2940	2	Bumper
8	66-8530	1	Adjuster
9	32153-2	1	Nut-Lock, Side
10	66-8510	1	Adjuster W / Handle
11	75-3570	1	Tip-Vinyl
13	32128-25	4	Nut-HF
15	93-3163	2	Spring
16	93-3164	2	Cap

--	--	--	--



Suspension Assembly No. 106-8085

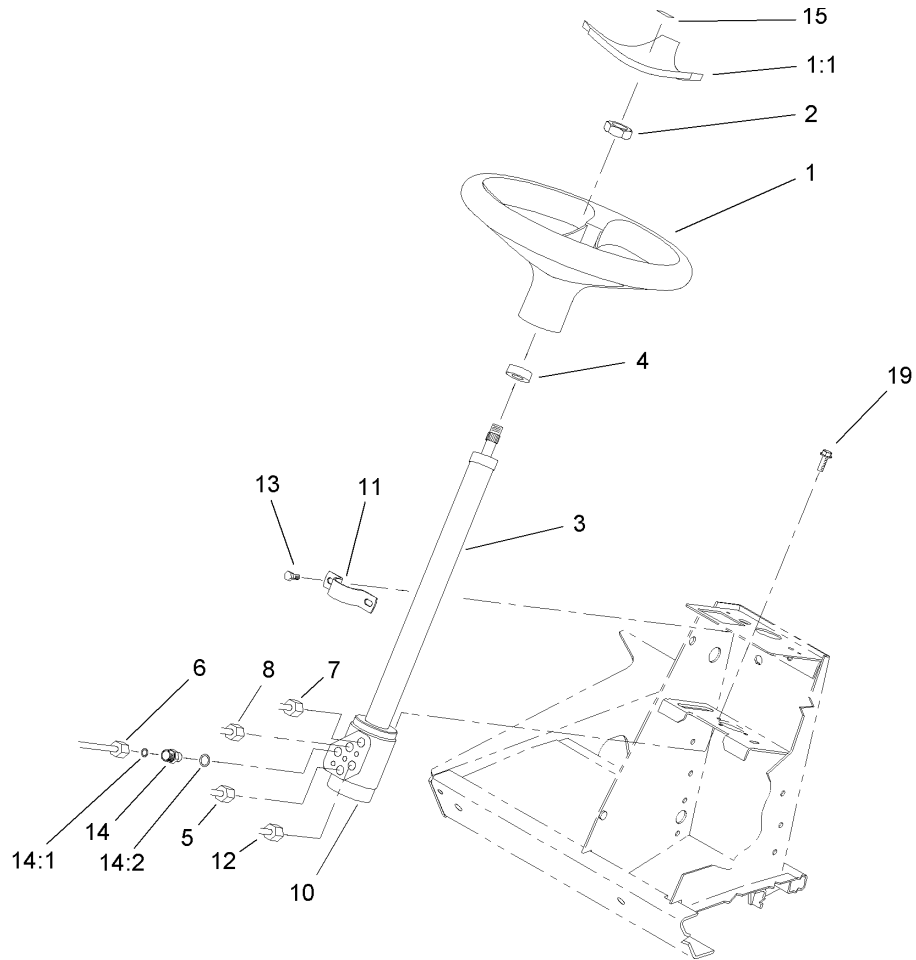
Ref	Part No.	Qty.	Description
1	106-8086	1	Bracket-Mounting, RH
2	106-8087	1	Arm
3	106-8088	1	Bellcrank
4	76-1920	8	Sleeve-Bearing
5	108472	2	Washer-Wave
6	106-8089	1	Bracket-Mounting, LH
7	106-8090	2	Shaft-Pivot
8	66-8600	1	Frame-Upper
9	76-1910	2	Shaft-Pivot
10	32151-47	8	Ring-Retaining
11	76-1960	1	Knob Kit
11:4		1	Tension Adjuster Knob ASM
11:4:2	106-8093	1	Knob-Adjust, Tension
11:4:3	32121-45	1	Pin-Spring
12	76-1940	2	Spring-Extension
13	93-3165	1	Bracket
14	322-6	1	Screw-HH
15	3253-33	1	Washer-Lock
16	3217-6	1	Nut-Hex



Seat Frame and Throttle Assembly

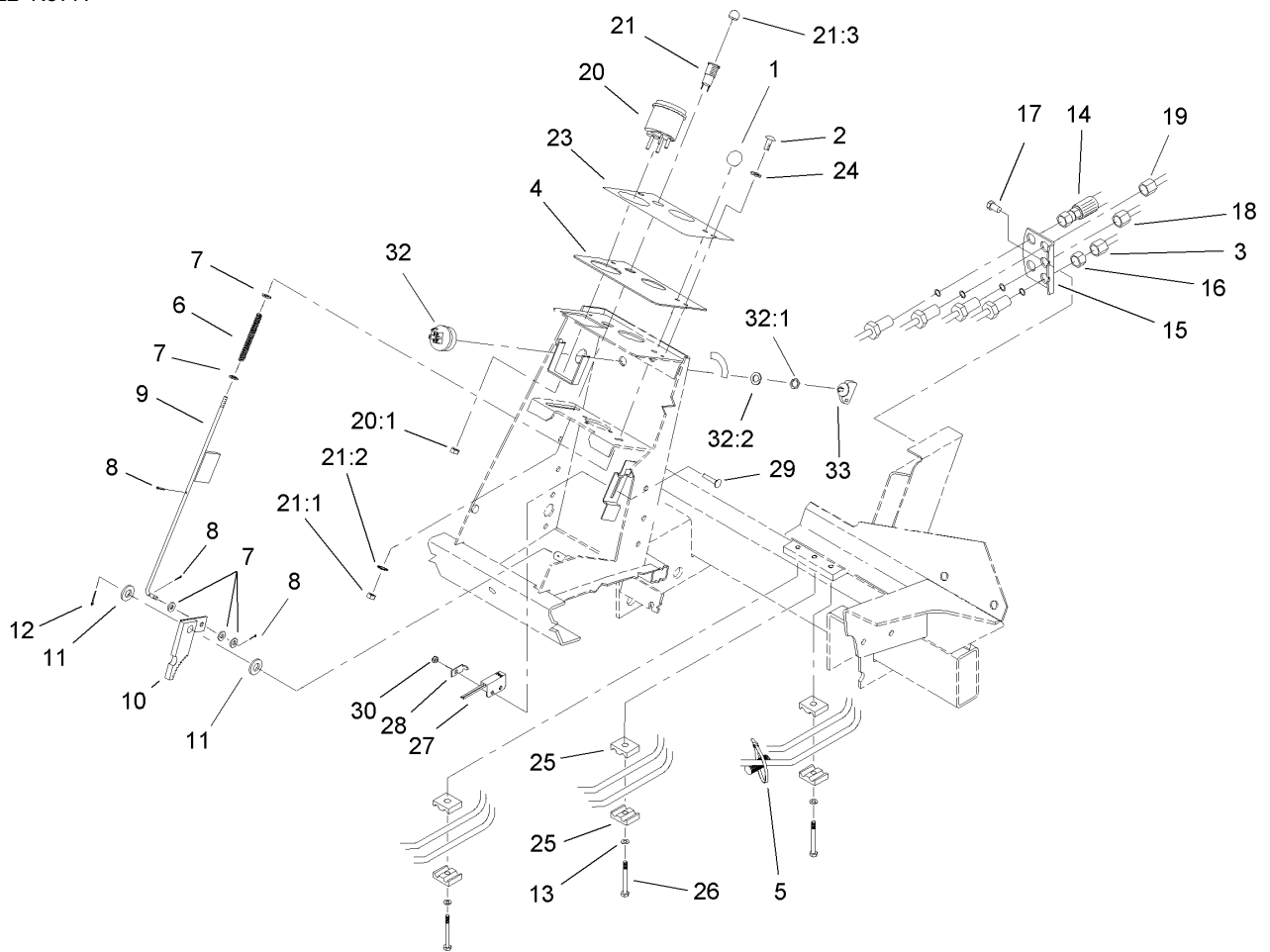
Ref	Part No.	Qty.	Description
1	75-3400	1	Shaft-Pivot, Seat
2	98-2350-03	1	Seat Plate ASM
3	322-3	8	Screw-HH
4	92-5720	1	Controller
4:8	93-8053	1	Decal
5	3296-29	4	Nut-Lock, NI
6	105-0102	1	Cable-Throttle
7	3272-10	1	Pin-Cotter
8	3256-24	3	Washer-Flat
9	98-2352-03	1	Frame-Seat
10	3290-467	1	Pin-Hair
11	70-1480	1	Relay
12	32144-10	3	Screw-HWH
13	3253-3	3	Washer-Lock
14	321-14	3	Screw-HH
15	52-2900	2	Washer-Plastic
16	75-3680-03	1	Rod-Seat
17	93-7598-03	1	Lever-Throttle
18	233-42	1	Knob
19	3296-39	1	Nut-Lock, NI
20	105-7528	1	Decal-Information, Solenoid
21	105-3352	1	Harness-Wire, Main
22	106-7789-03	1	Bracket-Controller
23	49-2040	2	Screw-HWHTF

Ref	Part No.	Qty.	Description
24	52-5910	1	Ring-Retaining
25	98-2354-03	1	Latch-Seat
26	98-2353	2	Bracket-Latch, Seat
27	32128-25	4	Nut-HF
28	66-4190-03	1	Spring-Idler, Clutch
29	105-4674	1	Decal-Noise
30	85-6910	1	Decal-Rating, Noise
31	2412-150	2	Clip-J
32	3290-307	1	Pin-Hair
33	94-8146	1	Strip-Foam
34	66-8800	1	Relay
35	32144-11	1	Screw-HWHTF
36	3296-42	1	Nut-Lock, NI
37	3256-22	1	Washer-Flat



Steering Wheel Assembly

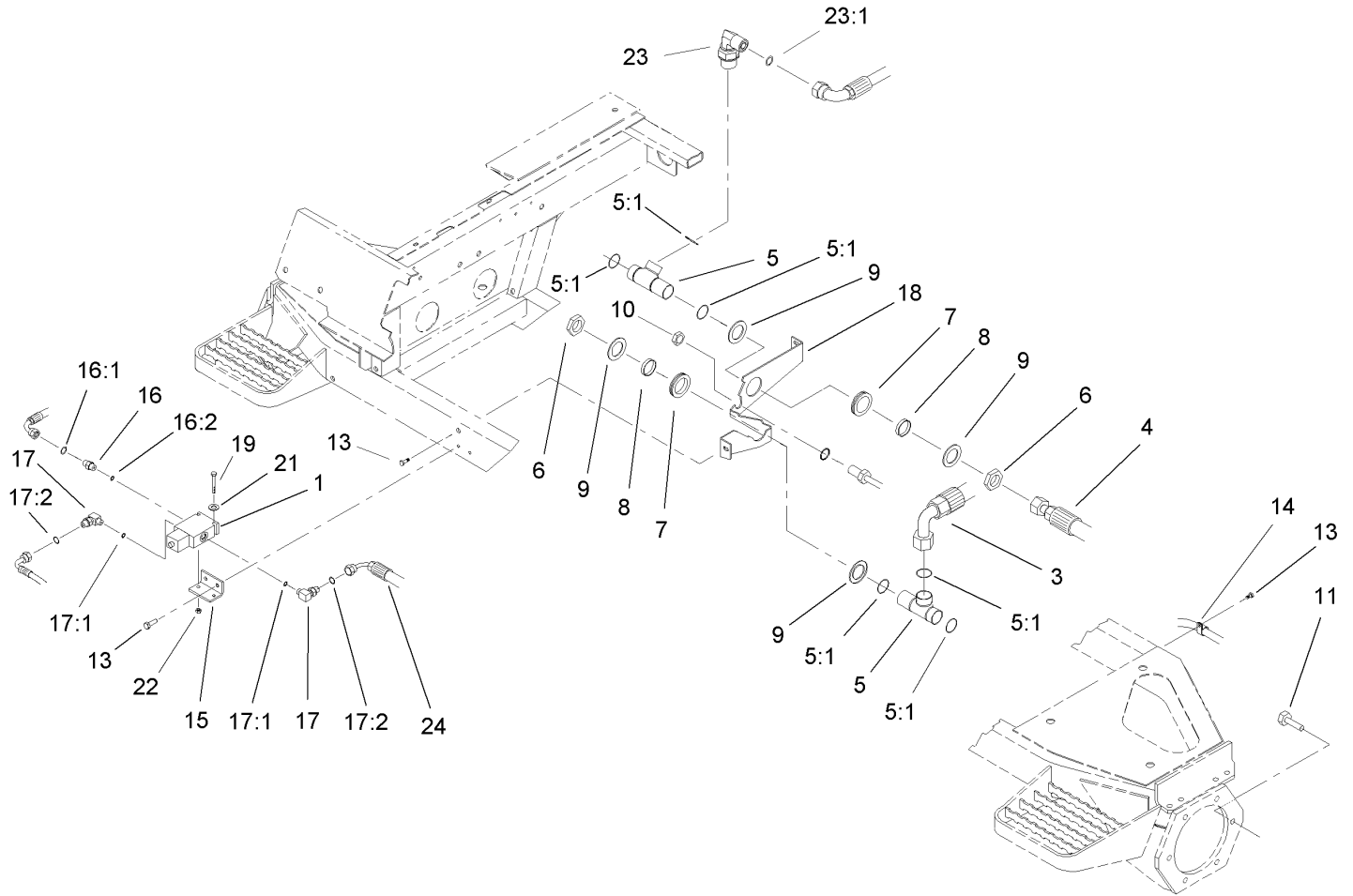
Ref	Part No.	Qty.	Description
1	98-1471	1	Wheel-Steering
1:1	98-1468	1	Cover-Wheel, Steering
2	94-9952	1	Nut-Hex
3	94-9951	1	Column-Steering
4	21-9260	1	Cover-Dust
5	94-3059	1	HYD Tube ASM
5:1	237-22	1	O-Ring
6	104-3733	1	Front In Straight Tube ASM
6:1	237-22	1	O-Ring
7	104-3737	1	Front Out Straight Tube ASM
8	94-3060	1	HYD Tube ASM
8:1	237-22	1	O-Ring
10	114-5073	1	Steering Control ASM
11	75-2810	1	Bracket-Column, Steering
12	94-3071	1	HYD Tube ASM
12:1	237-22	1	O-Ring
13	3234-7	2	Screw-HHF
14	340-2	5	Fitting-HYD, Straight
14:1	237-22	1	O-Ring
14:2	237-42	1	O-Ring
15	98-1459	1	Decal
19	33103-020	3	Screw-HHF



Steering Tower Assembly

Ref	Part No.	Qty.	Description
1	233-17	1	Knob
2	87-6620	2	Screw
3	104-3738	1	HYD Tube ASM
4	93-7998-03	1	Plate-Instrument
5	3290-379	1	Tie-Cable
6	95-1821-03	1	Spring-Compression
7	3256-22	5	Washer-Flat
8	3272-5	3	Pin-Cotter
9	104-1492	1	Rod ASM
10	63-7900-03	1	Rack ASM
11	3256-26	2	Washer-Flat
12	3272-10	1	Pin-Cotter
13	3256-23	3	Washer-Flat
14	105-7926	1	Steering Hose ASM
15	92-7606-03	1	Bracket-Bulkhead
16	340-70	4	Nut-Lock
17	32144-14	2	Screw-HWHTF
18	104-3745	1	RH Rear Straight Tube ASM
●18:1	237-22	1	O-Ring
19	104-3746	1	Rear In Straight Tube ASM
●19:1	237-22	1	O-Ring
20	105-3304	1	Speedometer
20:1	3296-1	4	Nut-Lock
21	44-2210	1	Light-Indicator, Red

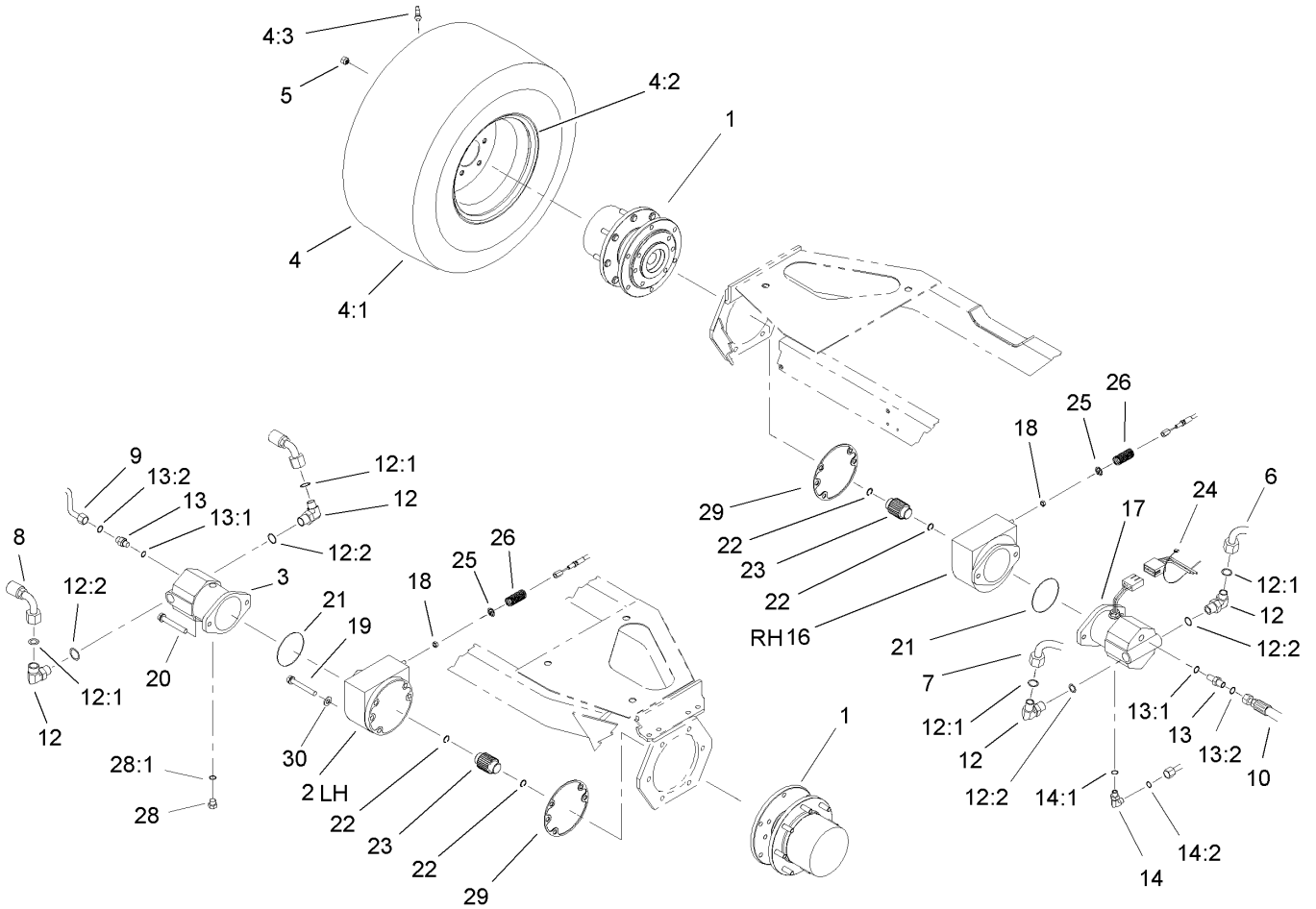
Ref	Part No.	Qty.	Description
21:1	218-535	1	Nut-Hex
21:2	218-536	1	Washer-Lock
21:3	218-533	1	Lens
●21:4	218-533	1	Bulb
23	93-1263	1	Decal-Tower
24	3256-1	2	Washer-Flat
25	56-7973	6	Clamp-Tube
26	322-6	3	Screw-HH
27	100-1270	1	Switch-Proximity
28	100-4872	1	Plate-Switch, Neutral
29	104-1450	1	Bolt-CARR
30	3296-2	1	Nut-Lock
32	104-2541	1	Switch ASM
32:1	218-461	1	Nut-HH
32:2	3254-5	1	Washer-Tooth
33	63-8360	1	Key-Ignition



Front Hydraulic Drive Assembly

Ref	Part No.	Qty.	Description
1	105-3303	1	Flow Divider Valve ASM
3	105-7922	1	HYD Hose ASM
4	92-7486	1	HYD Hose ASM
5	92-7550	2	Fitting-Tee, Bulkhead
5:1	340-65	3	O-Ring
6	340-128	2	Nut-Bulkhead
7	240-2	2	Grommet-Rubber
8	69-8950	2	Spacer
9	69-8920	4	Washer
10	340-127	1	Nut-Bulkhead
11	33106-030	12	Screw-HHF
13	32144-14	7	Screw-HWHTF
14	2412-93	2	Clamp-R
15	100-3807	1	Bracket-Divider, Flow
16	340-1	1	Adapter
16:1	237-21	1	O-Ring
16:2	237-42	1	O-Ring
17	340-82	2	Adapter
17:1	237-42	1	O-Ring
17:2	237-21	1	O-Ring
18	92-7455-03	1	Plate-Bulkhead
19	321-23	2	Screw-HH
21	3256-2	2	Washer-Flat
22	3296-42	2	Nut-Lock, NI

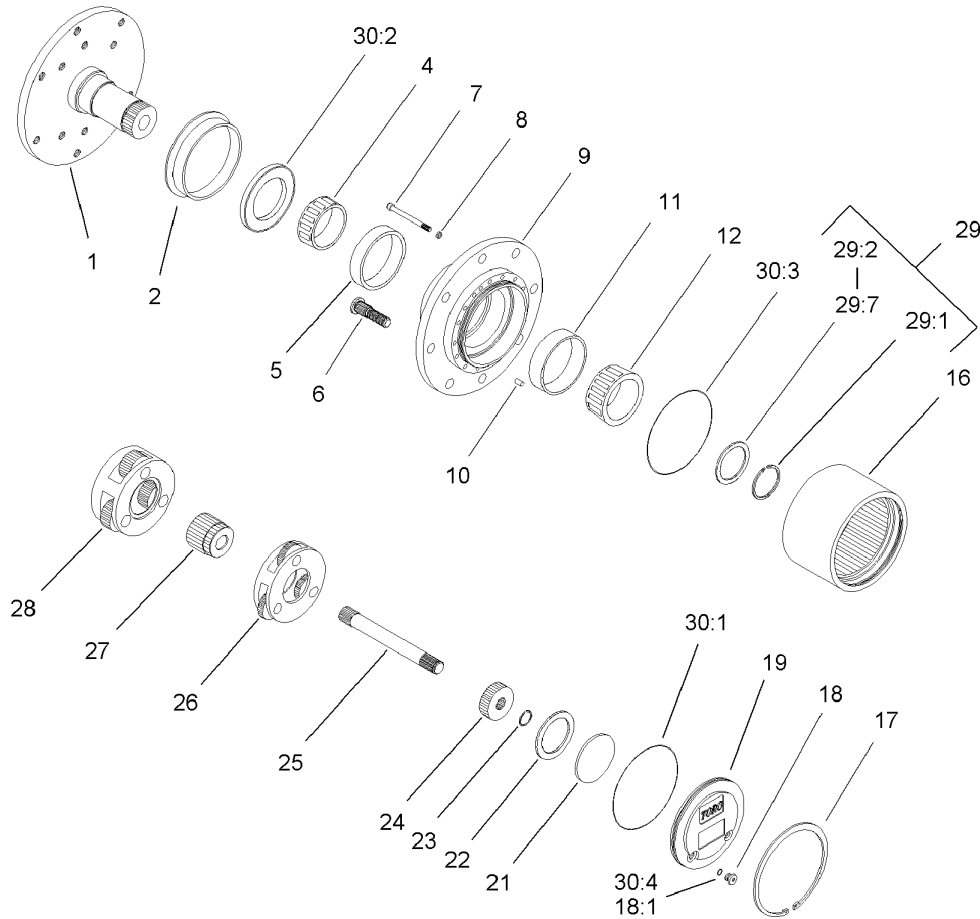
Ref	Part No.	Qty.	Description
23	92-7645	1	Fitting-Swivel, 90 DEG
23:1	340-65	1	O-Ring
24	100-3783	1	Hose ASM



Front Axle and Brake Assembly

Ref	Part No.	Qty.	Description
1	105-4500-03	2	Planetary ASM
2	100-3070-03	1	Brake ASM
3	92-7385	1	HYD Motor ASM
4		2	Wheel And Tire ASM
4:1	95-3465	1	Tire
4:2	95-3464	1	Rim
4:3	232-24	1	Stem-Valve
5	92-7483	16	Nut-Lug
6	92-7475	1	Traction Tube ASM
7	92-7476	1	Traction Tube ASM
8	92-7487	1	HYD Hose ASM
9	92-7477	1	Motor Drain Tube ASM
10	92-7488	1	HYD Hose ASM
12	340-142	4	Fitting-HYD, 90 DEG
12:1	237-58	1	O-Ring
12:2	237-81	1	O-Ring
13	340-5	2	Fitting-Straight
13:1	237-42	1	O-Ring
13:2	237-30	1	O-Ring
14	340-98	1	Fitting-HYD, 90 DEG
14:1	237-79	1	O-Ring
14:2	237-30	1	O-Ring
16	100-3069-03	1	Brake ASM
17	93-7476	1	HYD Motor ASM

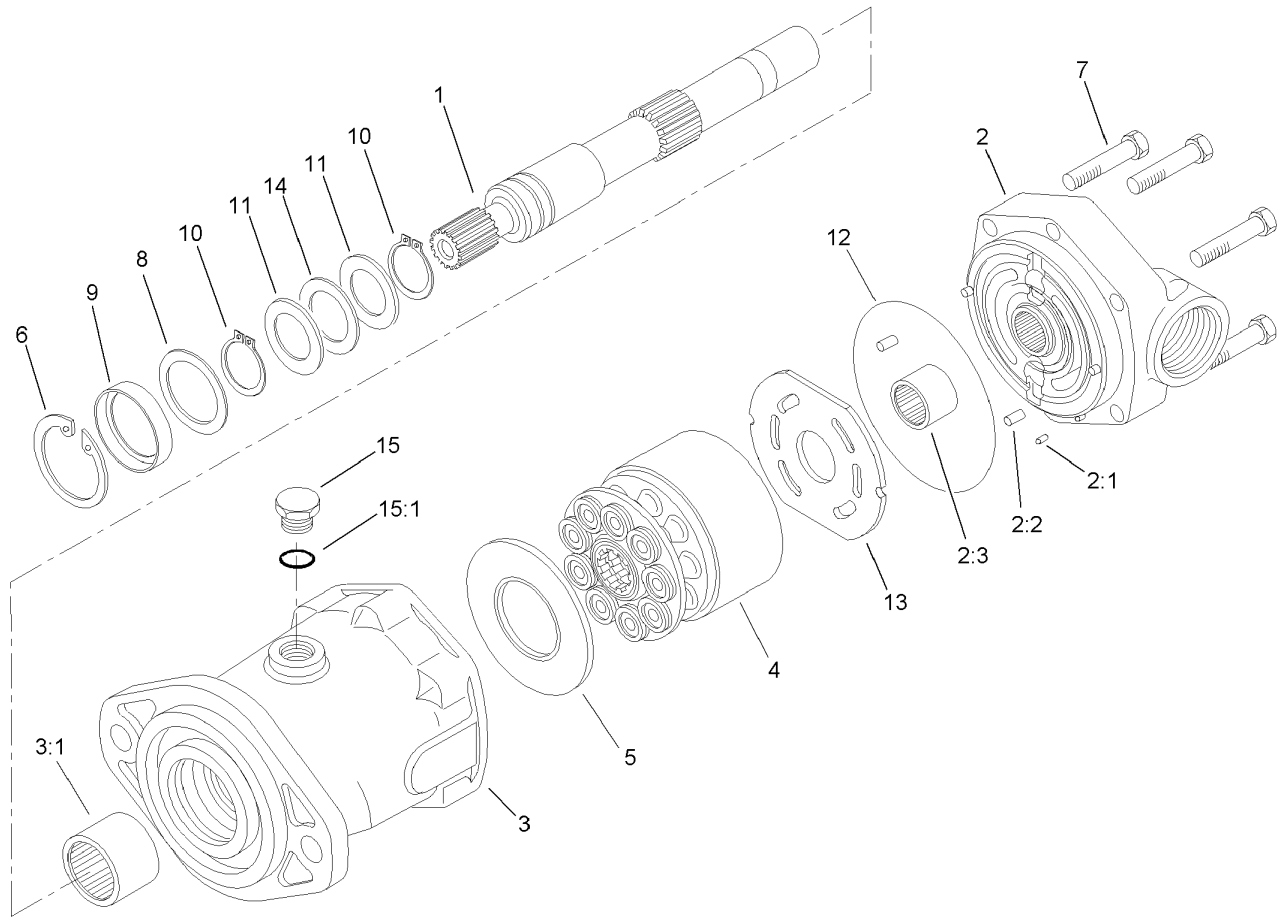
Ref	Part No.	Qty.	Description
18	3218-4	2	Nut-Jam
19	33106-090	8	Screw-HHF
20	33116-120	4	Screw-HH
21	237-166	2	O-Ring
22	93-7972	4	Ring-Retaining, Internal
23	100-3046	2	Shaft-Brake, Splined
24	3290-378	2	Tie-Cable
25	94-3050	2	Plate-Spring
26	94-3088	2	Spring-Compression
28	353-550	1	Plug-HYD, HH
28:1	237-79	1	O-Ring
29	93-7984	2	Gasket
30	3256-26	4	Washer-Flat



Planetary Assembly No. 105-4500-03

Ref	Part No.	Qty.	Description
②1		1	Spindle
2	105-8122	1	Seal-Boot
4	105-8120	1	Bearing-Cone
5	105-8119	1	Bearing-Cup
6	105-8124	8	Stud-Wheel
7	105-8125	16	Bolt-Head, Socket
8	3253-18	16	Washer-Lock
②9		1	Housing
10	105-8121	1	Pin-Dowel
11	105-8117	1	Bearing-Cup
12	105-8118	1	Bearing-Cone
16	105-8113	1	Gear-Ring
17	105-8132	1	Ring-Retaining
18	353-990	2	Plug
18:1	237-78	1	O-Ring
19	105-8138	1	Cap-End
21	105-8133	1	Plug-Thrust
22	105-8123	1	Washer-Thrust
23	105-8131	1	Ring-Retaining
24	105-8114	1	Gear-Primary
25	105-8115	1	Shaft-Drive
26	105-8129	1	Primary Carrier ASM
27	105-8139	1	Gear-Secondary
28	105-8130	1	Secondary Carrier ASM

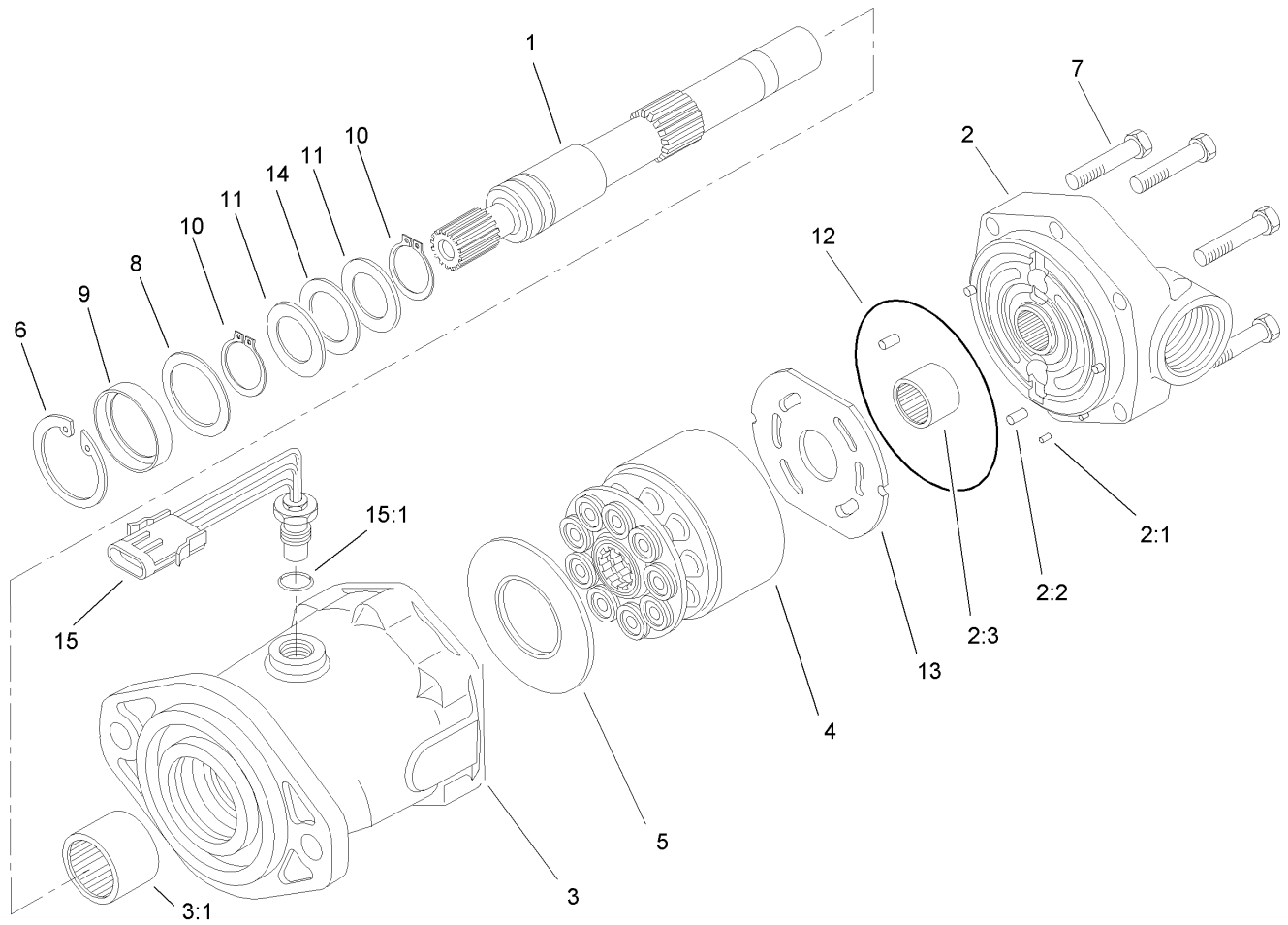
Ref	Part No.	Qty.	Description
29	105-8136	1	Shim Kit
②29:1		1	Ring-Snap
②29:2		1	Shim-Bearing, 2.9Mm
②29:3		1	Shim-Bearing, 2.8Mm
②29:4		1	Shim-Bearing, 2.7Mm
②29:5		1	Shim-Bearing, 2.6Mm
②29:6		1	Shim-Bearing, 2.5Mm
②29:7		1	Shim-Bearing, 2.4Mm
①30	105-8137	1	Seal Kit
②30:1		1	O Ring-Flange Cap
②30:2		1	Seal-Oil
②30:3		2	O Ring-End Cap
30:4	237-78	2	O-Ring



Hydraulic Motor Assembly No. 92-7385

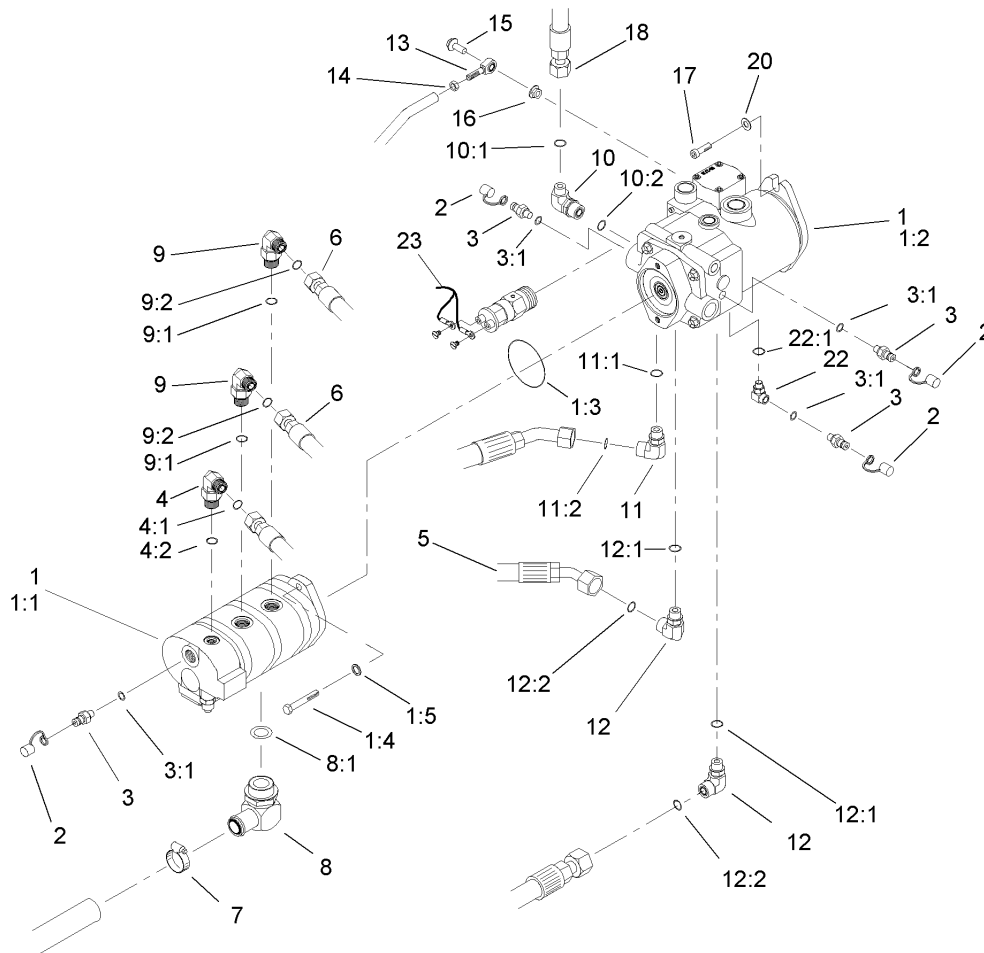
Ref	Part No.	Qty.	Description
1	94-3004	1	Shaft-Drive, Splined
2	94-3005	1	Backplate ASM
2:1		1	Pin-Dowel
2:2		3	Pin-Dowel
2:3		1	Bearing-Needle
3	94-3006	1	Housing ASM
3:1		1	Bearing-Needle
4	76-6910	1	Rotating Kit
5	76-6970	1	Insert-Plate, Cam
6	76-7010	1	Ring-Retaining
7	94-3002	6	Capscrew
8	60-6240	1	Washer
9	105-3331	1	Seal-Shaft
10	76-7000	2	Ring-Retaining
11	76-6950	2	Race-Thrust
12	76-6980	1	O-Ring
13	94-3003	1	Plate-Valve
14	76-6960	1	Bearing-Thrust
15	94-3009	1	Plug
15:1		1	Seal-Dust

--	--	--	--



Hydraulic Motor Assembly No. 93-7476

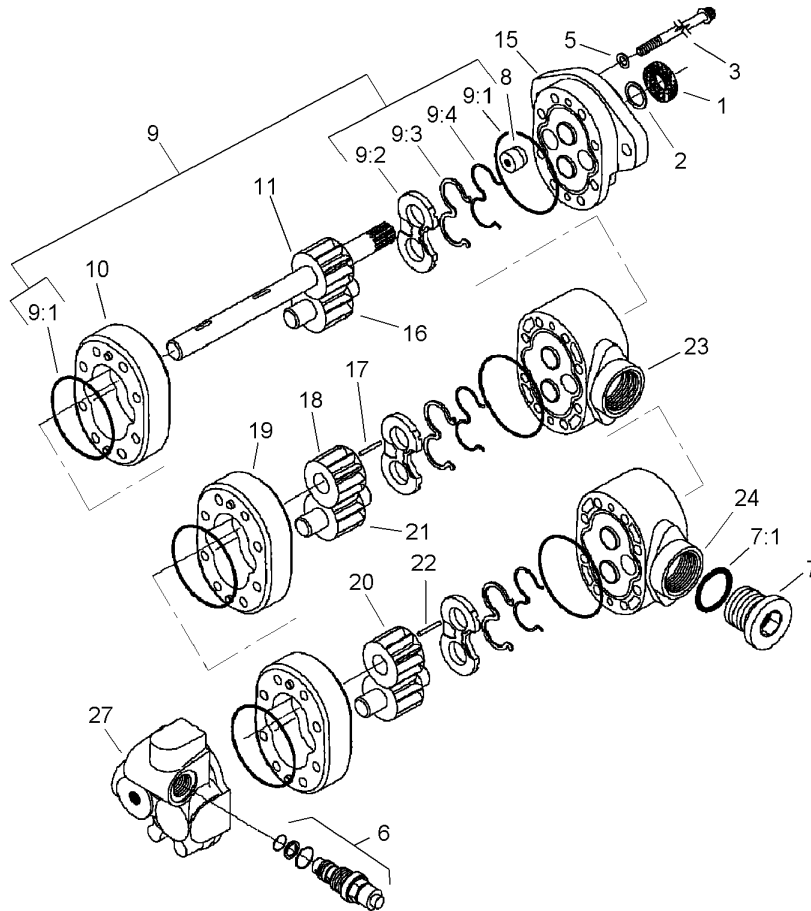
Ref	Part No.	Qty.	Description
1	94-3004	1	Shaft-Drive, Splined
2	94-3005	1	Backplate ASM
2:1		1	Pin-Dowel
2:2		3	Pin-Dowel
2:3		1	Bearing-Needle
3	94-3006	1	Housing ASM
3:1		1	Bearing-Needle
4	76-6910	1	Rotating Kit
5	76-6970	1	Insert-Plate, Cam
6	76-7010	1	Ring-Retaining
7	94-3002	6	Capscrew
8	60-6240	1	Washer
9	105-3331	1	Seal-Shaft
10	76-7000	2	Ring-Retaining
11	76-6950	2	Race-Thrust
12	76-6980	1	O-Ring
13	94-3003	1	Plate-Valve
14	76-6960	1	Bearing-Thrust
15	94-3010	1	Sensor-Speed, Pickup
15:1		1	Seal-Dust



Hydraulic Pump Installation

Ref	Part No.	Qty.	Description
1		1	Pump ASM
1:1	105-3317	1	Pump-Gear
1:2	107-4441	1	Pump-Piston
1:3	60-3520	1	O-Ring
1:4	323-7	2	Screw-HH
1:5	95-6055	2	Washer
2	354-79	4	Cap-Dust
3	354-77	4	Fitting-Quick
3:1	237-78	1	O-Ring
4	340-77	1	Fitting-HYD, 90 DEG
4:1	237-22	1	O-Ring
4:2	237-42	1	O-Ring
5	105-7921	1	HYD Hose ASM
6	105-7927	2	HYD Hose ASM
7	2412-111	1	Clamp
8	92-7526	1	Fitting-HYD, 90 DEG
8:1	237-101	1	O-Ring
9	340-105	2	Fitting-HYD, 90 DEG
9:1	237-80	1	O-Ring
9:2	237-30	1	O-Ring
10	340-15	1	Fitting-HYD, 90 DEG
10:1	237-58	1	O-Ring
10:2	237-146	1	O-Ring
11	104-3796	1	Fitting-HYD, 90 DEG

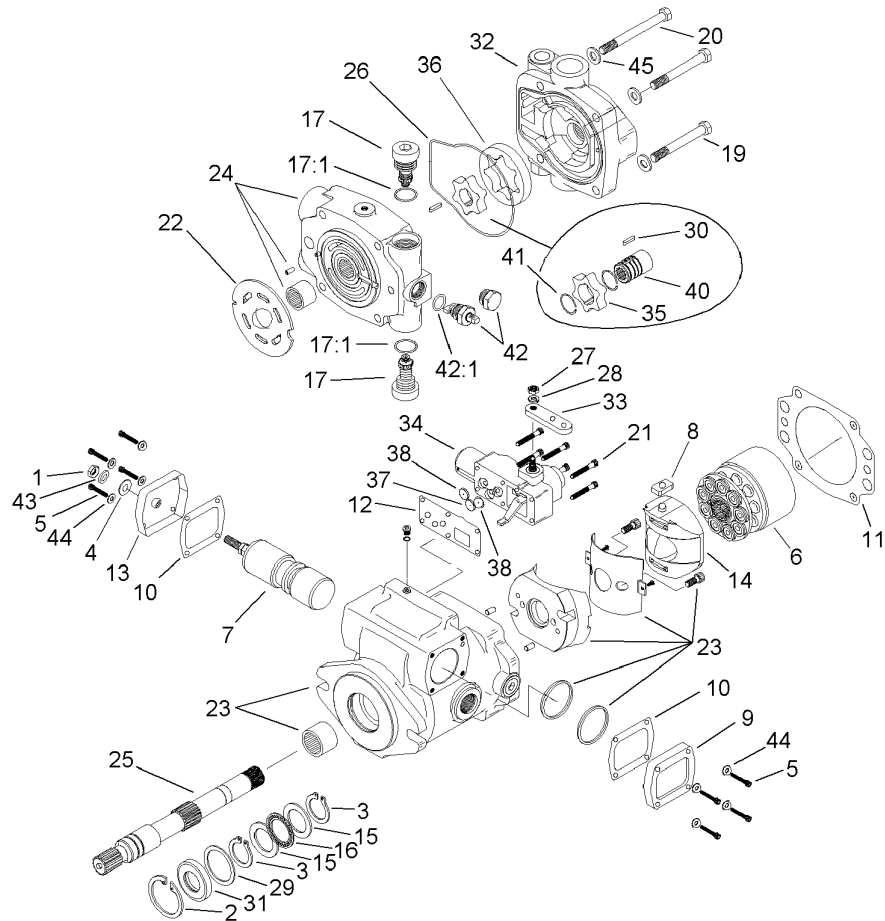
Ref	Part No.	Qty.	Description
11:1	237-81	1	O-Ring
11:2	340-65	1	O-Ring
12	340-129	2	Fitting-HYD, 90 DEG
12:1	237-146	1	O-Ring
12:2	340-65	1	O-Ring
13	2411-36	1	Bearing-End, Rod
14	3220-3	1	Nut-HJ
15	3234-11	1	Screw-HHF
16	3296-59	1	Nut-Lock, NI
17	325-6	2	Screw-HH
18	104-3789	1	Filter Hose ASM
20	87-7270	2	Washer-Thrust
22	75-6640	1	Fitting-HYD, Special
22:1	237-78	1	O-Ring
23	105-0122	1	Harness-Wire



Gear Pump Assembly No. 105-3317

Ref	Part No.	Qty.	Description
1	49-2640	1	Seal-Shaft
2	60-5890	1	Washer
3	105-2898	8	Screw-Cap
5	74-8920	4	Washer-Copper
6	105-2891	1	Relief Valve ASM
7	94-3013	1	Plug
⌀7:1		1	Seal-Dust
8	94-3011	1	Plug
9	94-3015	1	Seal Kit
9:1	56-6710	6	O-Ring
⌀9:2		3	Plate-Wear
⌀9:3		3	Seal-Pressure, Balance
⌀9:4		3	Gasket-Backup
⌀10		1	Body
⌀11		1	Drive Gear ASM
⌀15		1	Front Plate ASM
⌀16		1	Gear-Idler
⌀17		1	Key
⌀18		1	Gear
⌀19		1	Body
⌀20		1	Gear
⌀21		1	Gear-Idler
⌀22		1	Key
⌀23		1	Plate-Adaptor

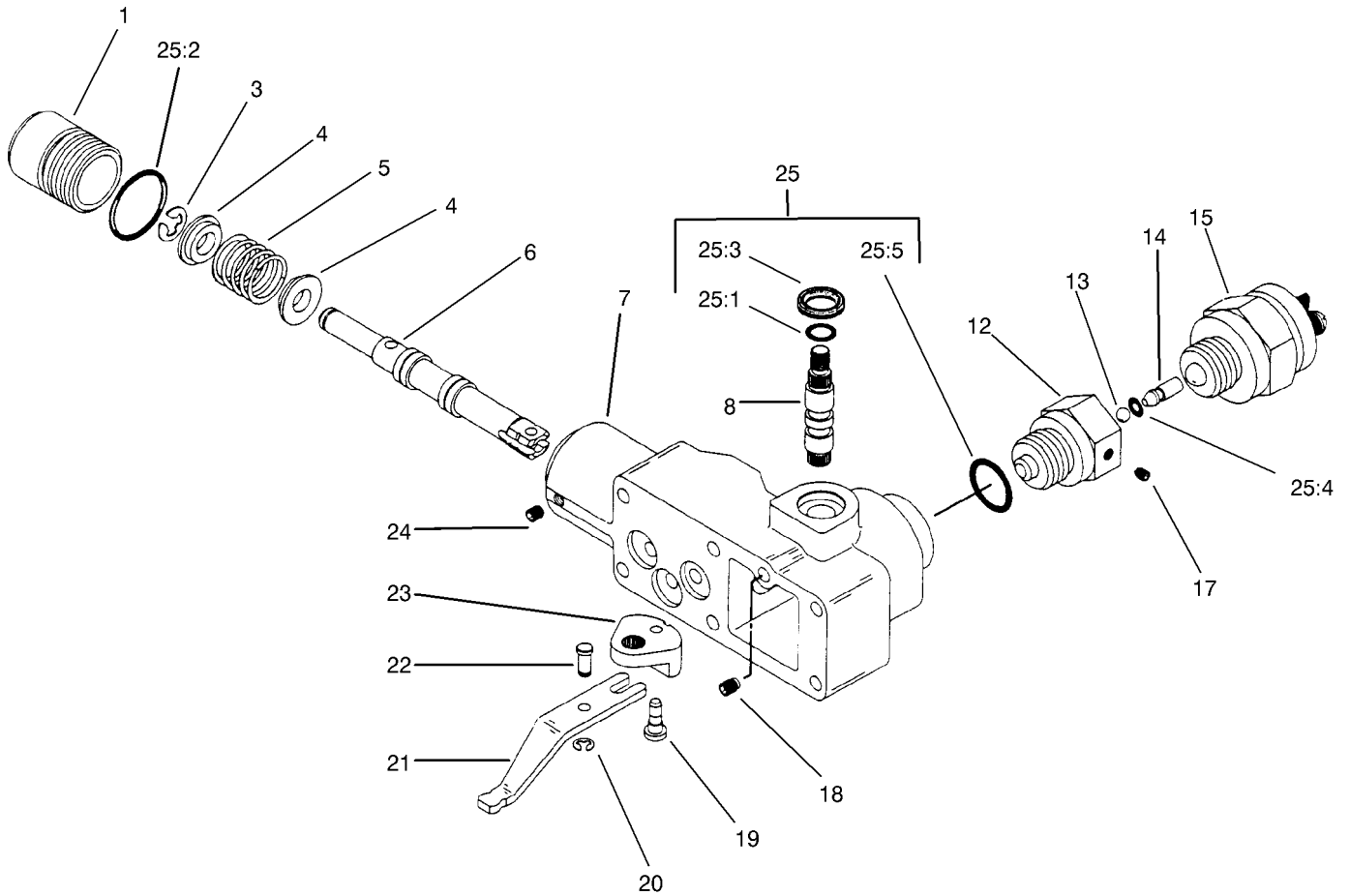
Ref	Part No.	Qty.	Description
⌀24		1	Plate-Adaptor
⌀27		1	Body



Piston Pump Assembly No. 107-4441

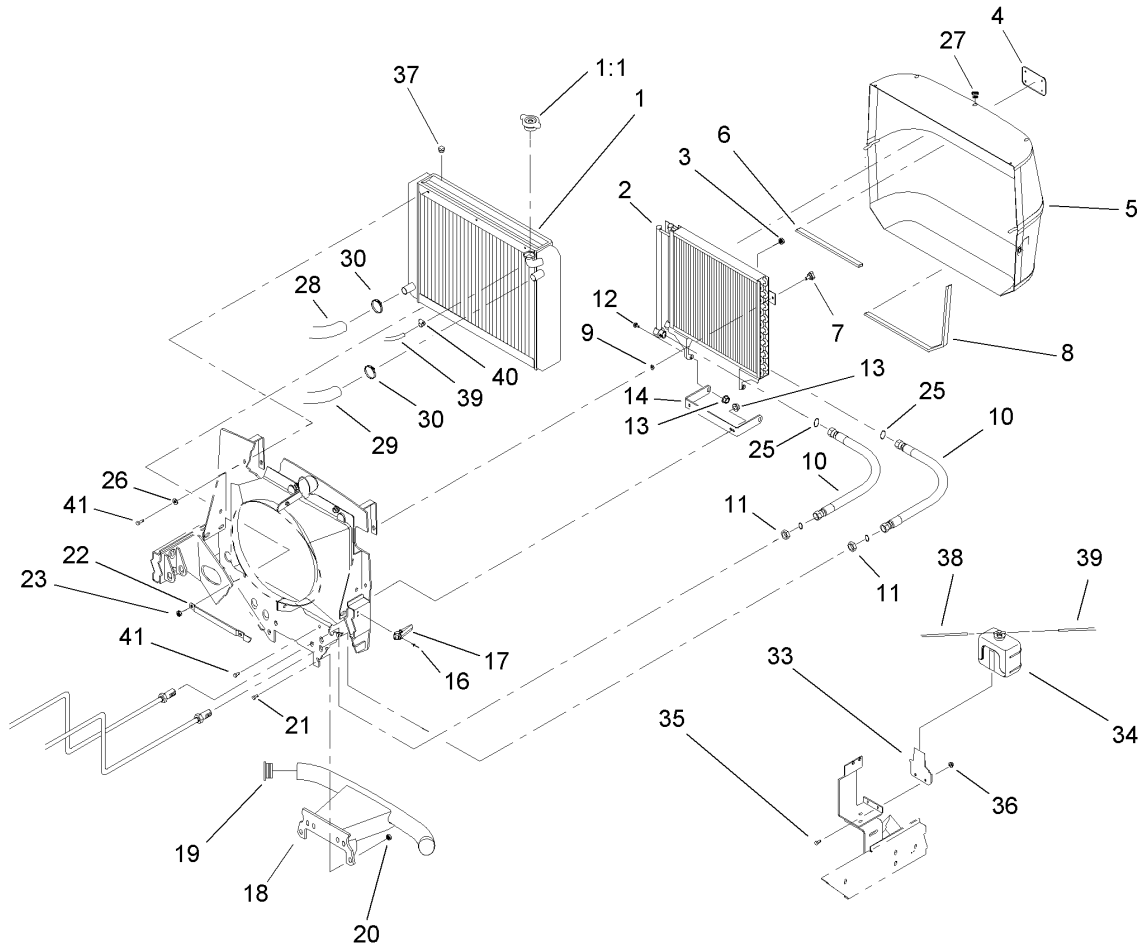
Ref	Part No.	Qty.	Description
1	3220-2	1	Nut-Jam
2	60-6260	1	Ring
3	76-7000	2	Ring-Retaining
4	94-3027	1	Washer-Seal
5	93-6337	8	Screw
6	93-6322	1	Rotating Kit
7	105-2856	1	Servo Piston ASM
8	94-3032	1	Follower-Piston
9	94-3033	1	Plate-Cover
10	93-6339	2	Gasket
11	105-2900	1	Gasket-Housing
12	105-2901	1	Gasket-Housing, Control
13	94-3034	1	Plate-Cover
14	94-3026	1	Camplate ASM
15	76-6950	2	Race-Thrust
16	76-6960	1	Bearing-Thrust
17	105-2858	2	Valve-Relief
●17:1		1	Seal-Dust
19	323-15	2	Screw-HH
20	323-16	2	Screw-HH
21	93-6324	6	Screw
22	105-2902	1	Plate-Valve
23	105-2903	1	Housing
24	105-8149	1	Endcover ASM

Ref	Part No.	Qty.	Description
25	94-3020	1	Shaft-Drive
26	105-2905	1	O-Ring
27	3217-5	1	Nut-Hex
28	3253-3	1	Washer-Lock
29	94-3007	1	Washer
30	107-4442	1	Key
31	105-3331	1	Seal-Shaft
32	105-2907	1	Charge Pump Adapter ASM
33	94-3031	1	Arm-Control
34	93-6306	1	Control ASM
35	107-4443	1	Gerotor, Inner Ring
36	99-8707	1	Gerotor-Outer
37	105-2909	1	Orifice-Control
38	105-2910	2	Orifice-Valve, Control
40	107-4444	1	Coupler
41	105-2912	2	Ring-Retaining
42	105-2913	1	Valve-Bypass
●42:1		1	Seal-Dust
43	94-3030	1	Washer
44	93-6336	8	Washer
45	3256-24	4	Washer-Flat



Control Assembly No. 93-6306

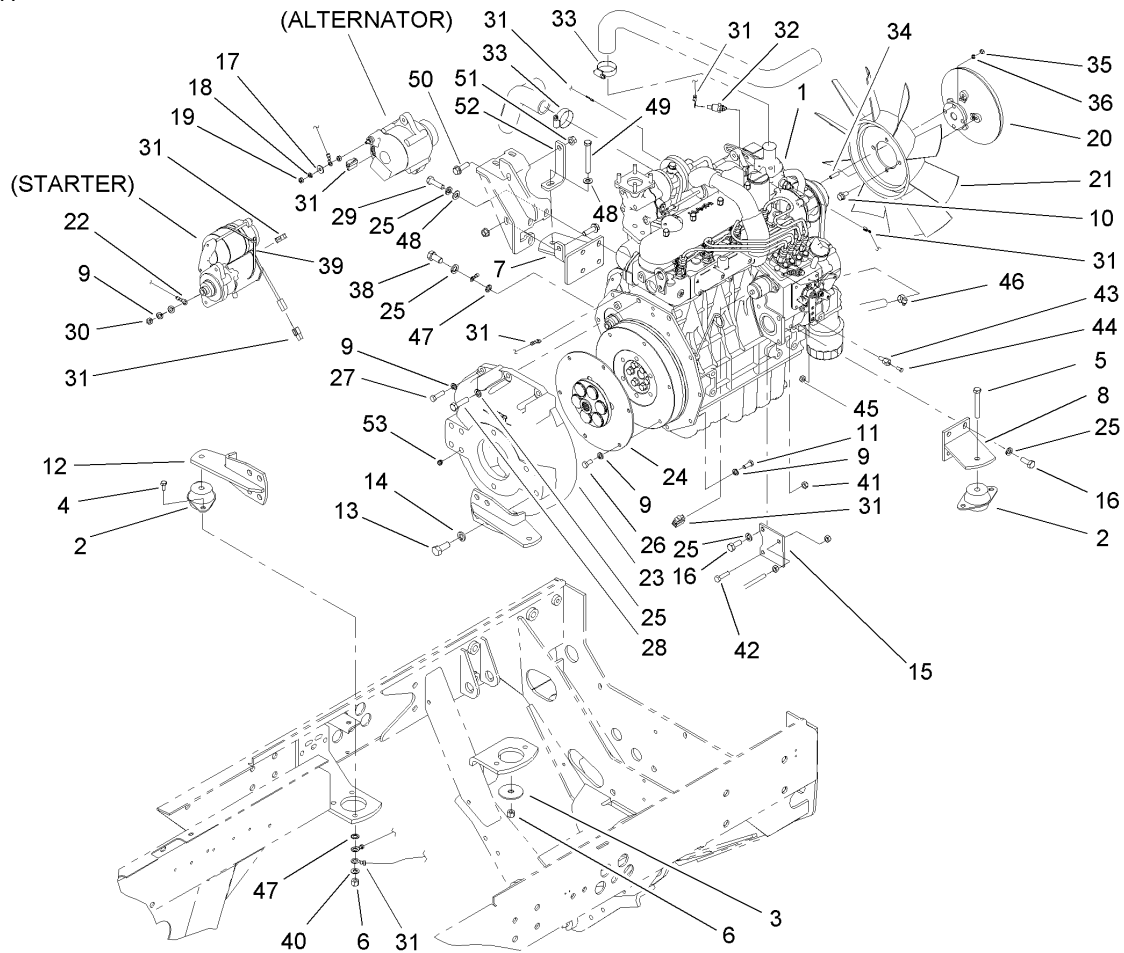
Ref	Part No.	Qty.	Description
②1		1	Plug
②3		1	Ring-Retaining
②4		2	Retainer-Spring
②5		1	Spring
②6		1	Valve-Spool
②7		1	Housing-Control
②8		1	Shaft-Input
②12		1	Adaptor
②13		1	Ball
②14		1	Pin
15	94-3043	1	Switch-Safety, Neutral
②17		1	Screw-Set
②18		1	Screw-Set
②19		1	Pin
②20		1	Ring-Retaining
②21		1	Link
②22		1	Pin-Dowel
②23		1	Crank-Bell
②24		1	Screw-Set
25	94-3044	1	Seal Kit
②25:1		1	Seal-Dust
②25:2		1	Seal-Dust
②25:3		1	Seal-Wiper
②25:4		1	Seal-Dust
②25:5		1	Seal-Dust



Radiator and Screen Assembly

Ref	Part No.	Qty.	Description
1	104-3780	1	Radiator ASM
1:1	93-5957	1	Cap-Radiator
2	82-3740	1	Cooler-Oil
3	94-2638	4	Nut-Tinnerman
4	93-6028	1	Plate-Logo
5	92-7505-03	1	Screen ASM
6	92-7631	1	Seal-Screen
7	77-3620	2	Knob-Retainer
8	93-4208	1	Seal-Screen, Strip
9	32151-72	2	Ring-Retaining
10	92-7535	2	Hose ASM
11	340-74	2	Locknut-Bulkhead
12	37-8771	2	Bolt-Shoulder
13	32128-20	4	Nut-HF
14	92-7516-03	1	Bracket-Support, Cooler Base
16	3269-4	4	Rivet-Pop
17	105-9296	2	Latch-Draw
18	100-3776-03	1	Bumper-Short ASM
19	2410-42	2	Cap-End
20	3296-23	4	Nut-Lock, NI
21	325-6	4	Screw-HH
22	92-7416-03	1	Strap-Radiator
23	3296-29	3	Nut-Lock, NI
25	237-65	2	O-Ring

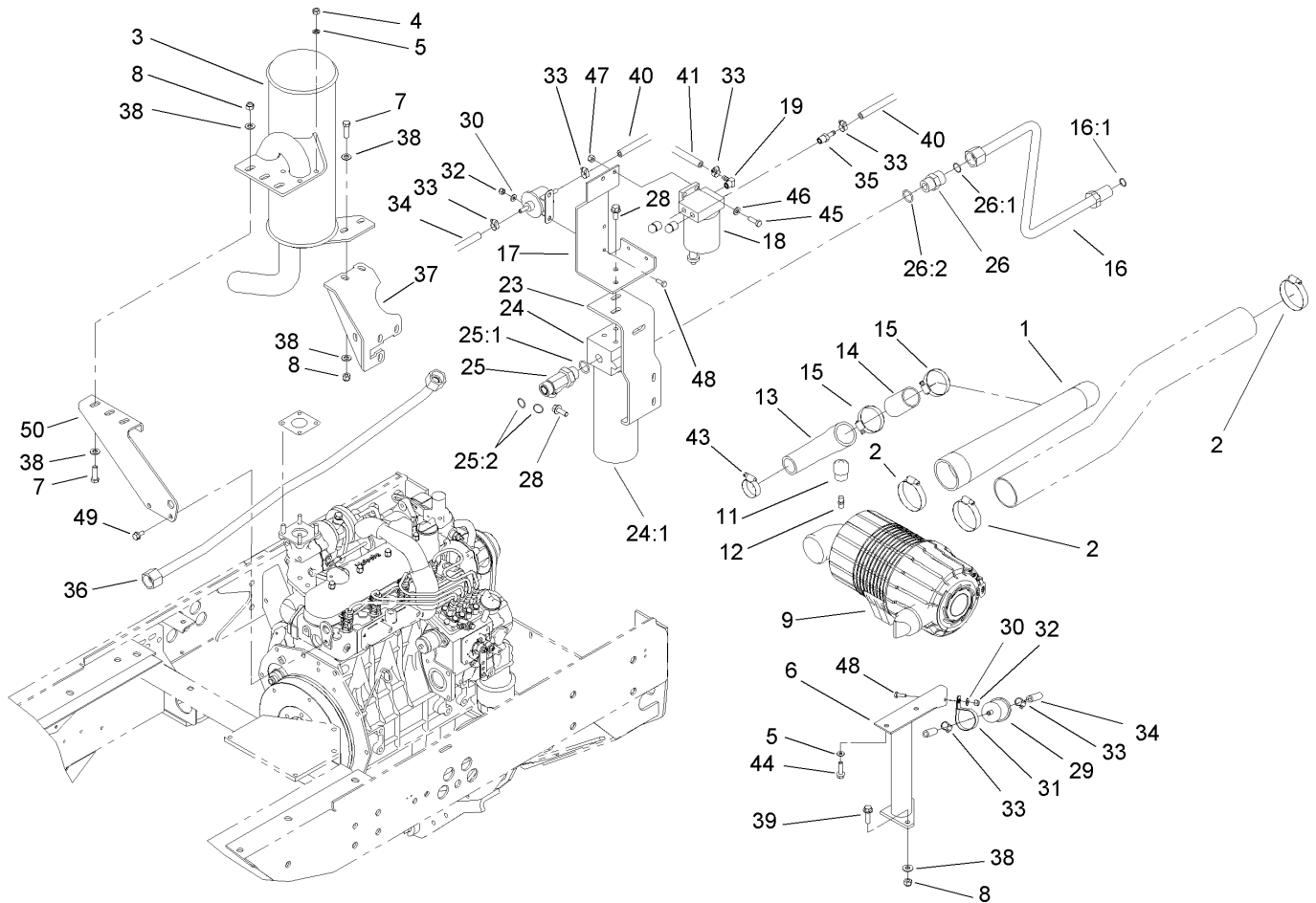
Ref	Part No.	Qty.	Description
26	3256-23	3	Washer-Flat
27	2410-64	3	Plug-Button
28	104-3781	1	Hose-Radiator, Lower
29	104-3782	1	Hose-Radiator, Upper
30	2412-34	2	Clamp-Hose
33	98-4576	1	Bracket-Water, Reservoir
34	104-9318	1	Bottle-Overflow
35	321-4	2	Screw-HH
36	3296-42	2	Nut-Lock, NI
37	281-13	1	Plug-Pipe
38	98-7895	1	Tube
39	104-4848	1	Hose-Fuel
40	2412-108	2	Clamp-Worm
41	3234-5	5	Screw-HHF



Engine Installation Assembly

Ref	Part No.	Qty.	Description
1	106-7050	1	Engine-Kubota
2	53-9680	4	Mount-Engine
3	87-5100	4	Washer-Snubbing
4	323-7	7	Screw-HH
5	323-13	3	Screw-HH
6	3296-39	11	Nut-Lock, NI
7	105-7914-03	1	Bracket-Engine
8	104-3762-03	1	Bracket-Engine, Front (LH)
9	42-9850	15	Washer-Lock, Spring
10	3234-7	4	Screw-HHF
11	33114-020	2	Screw-HH
12	104-3764-03	2	Rear Engine Plate ASM
13	325-5	8	Screw-HH
14	3253-7	8	Washer-Lock
15	104-3778-03	1	Plate-Throttle
16	63-7790	6	Screw-Cap
17	3256-78	1	Washer-Flat
18	43-5930	1	Washer-Spring
19	48-7890	1	Nut
20	105-0129	1	Clutch-Fan
21	74-3650	1	Fan
22	99-3441	1	Harness-Wire, Fusible Link
23	105-0100	1	Flywheel Housing ASM
24	105-0101	1	Flywheel Coupling ASM

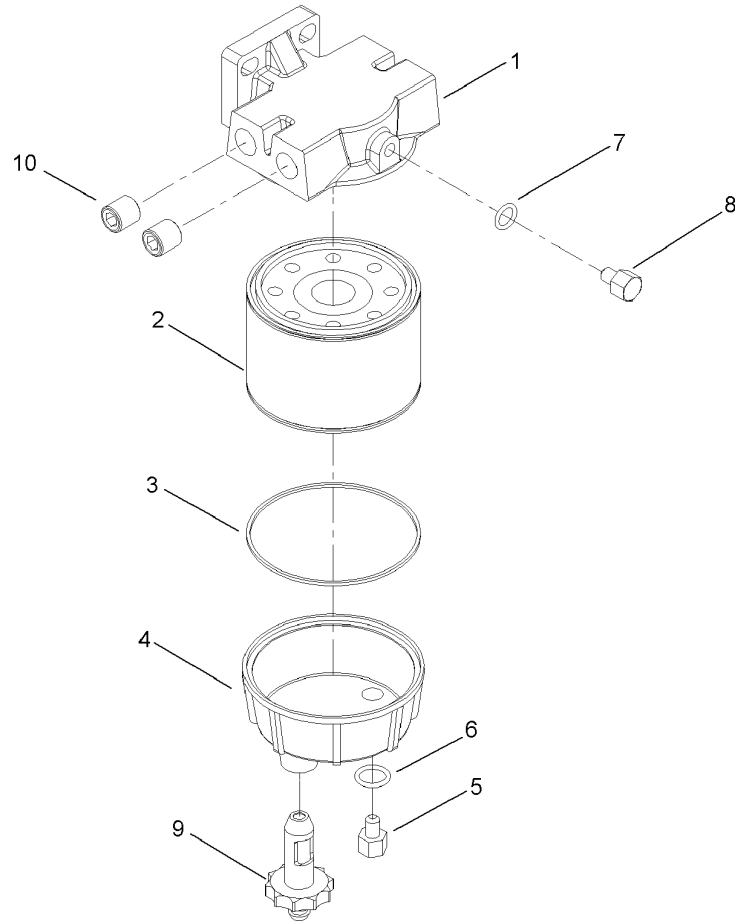
Ref	Part No.	Qty.	Description
25	42-9600	12	Washer-Lock, Spring
26	33114-016	6	Screw-HH
27	33114-030	6	Screw-HH
28	87-3700	2	Screw-Cap, HH
29	99-6058	3	Screw-Cap
30	57-6390	1	Nut-Jam
31	106-5972	1	Harness-Wire
32	98-9346	1	Sender-Temperature
33	2412-34	2	Clamp-Hose
34	104-5222	4	Stud
35	33013-00	4	Nut-Hex
36	3253-18	4	Washer-Lock
38	43-0090	1	Screw-HH
39	3290-379	2	Tie-Cable
40	3256-3	1	Washer-Flat
41	33024-00	1	Nut-Lock
42	33114-030	1	Screw-HH
43	98-9311	1	Swivel-Throttle
44	25-8640	1	Screw-HH
45	3296-20	1	Nut-Lock, NI
46	2412-108	2	Clamp-Worm
47	3255-9	2	Washer-Lock
48	48-9220	4	Washer
49	323-14	1	Screw-HH



Oil/Water/Fuel Filter, Muffler and Air Cleaner Assembly

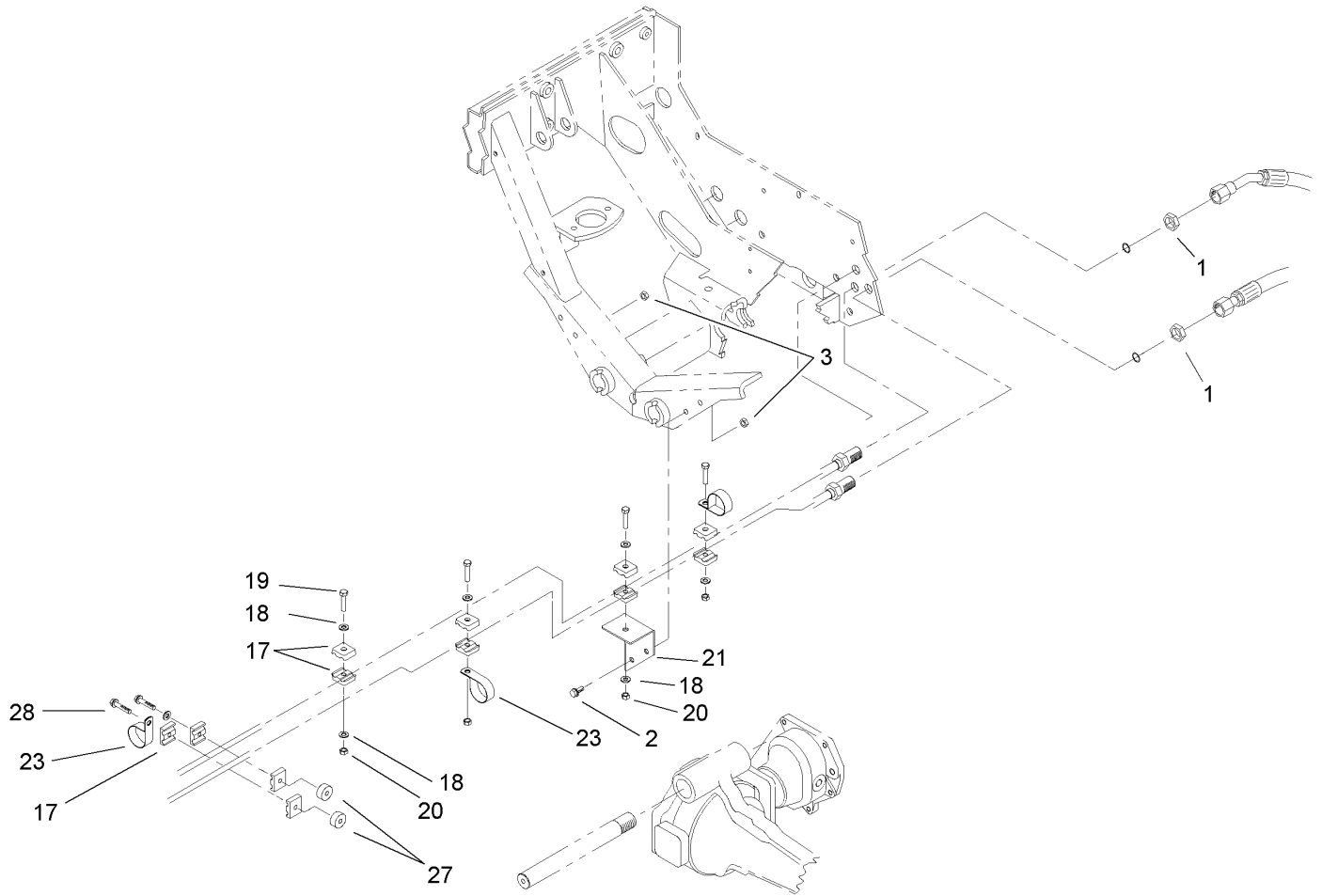
Ref	Part No.	Qty.	Description
1	104-5208	1	Hose-Turbo, Air Cleaner
2	2412-125	3	Clamp-Hose
3	105-9260	1	Muffler ASM
4	33014-00	4	Nut-Hex
5	42-9850	6	Washer-Lock, Spring
6	106-7792-03	1	Air Filter Support ASM
7	323-7	5	Screw-HH
8	3296-39	7	Nut-Lock, NI
9	100-2597	1	Air Filter ASM
11	93-9164	1	Indicator-Mini
12	94-1416	1	Indicator Adapter ASM
13	104-5207	1	Hose-Turbo
14	104-5214	1	Spacer-Tubular
15	2412-92	2	Clamp-Hose
16	104-3742	1	HYD Filter Tube ASM
16:1	237-65	1	O-Ring
17	104-3776-03	1	Bracket-Separator, Fuel
18	98-9305	1	Water / Fuel Filter ASM
19	353-781	1	Fitting-Elbow
23	104-5213-03	1	Bracket-Filter, Oil
24	94-2620	1	Oil Filter ASM
24:1	94-2621	1	Element-Filter
25	340-148	1	Fitting-Tee
25:1	237-81	1	O-Ring

Ref	Part No.	Qty.	Description
25:2	237-58	2	O-Ring
26	340-9	1	Fitting-HYD, Straight
26:1	237-58	1	O-Ring
26:2	237-81	1	O-Ring
28	3234-25	4	Screw-HHF
29	98-7612	1	Filter-Fuel
30	3256-1	3	Washer-Flat
31	2412-147	1	Clamp
32	3296-42	3	Nut-Lock, NI
33	2412-108	6	Clamp-Worm
34	93-2043	1	Hose-Fuel
35	353-783	1	Fitting-Straight
36	104-3749	1	HYD Tube ASM
37	105-7910-03	1	Support-Muffler
38	3256-56	12	Washer-Flat
39	3234-24	2	Screw-HHF
40	92-9283	1	Hose-Fuel
41	63-7627	1	Hose-Fuel
43	2412-3	1	Clamp-Hose
44	33104-030	2	Screw-HHF
45	322-5	2	Screw-HH
46	3256-23	2	Washer-Flat
47	3296-29	2	Nut-Lock, NI
48	321-4	3	Screw-HH



Water / Fuel Filter Assembly No. 98-9305

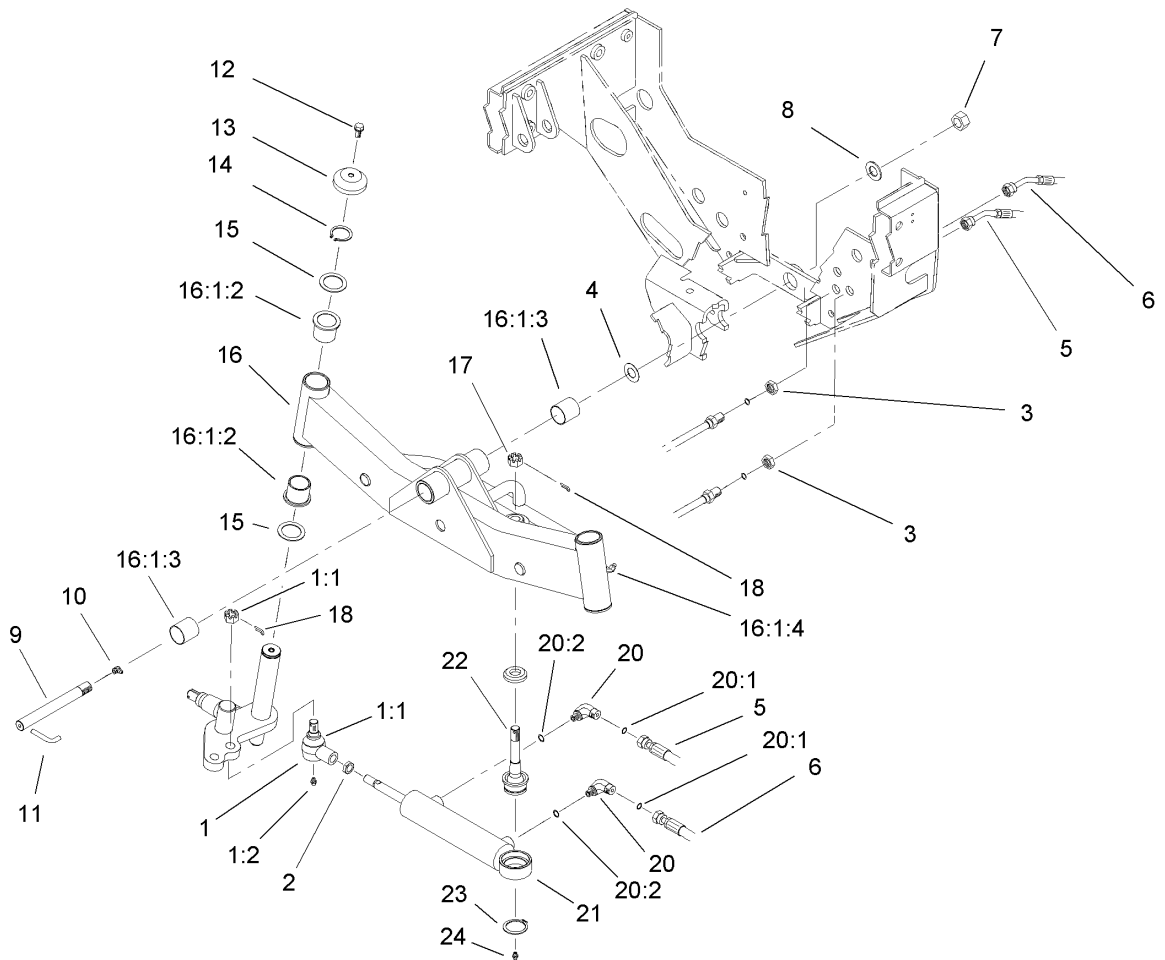
Ref	Part No.	Qty.	Description	
1	98-9772	1	Head-Filter	
2	98-9764	1	Element	
3	98-9774	1	O-Ring	
4	98-9775	1	Base-Filter	
5	98-9773	1	Plug-Base, Filter	
6	237-42	1	O-Ring	
7	237-78	1	O-Ring	
8	98-9776	1	Plug-Head, Filter	
9	98-9777	1	Drain Valve ASM	
10	285-22	2	Plug-Pipe	



Rear Hydraulic Assembly

Ref	Part No.	Qty.	Description
1	340-70	2	Nut-Lock
2	323-6	2	Screw-HH
3	32128-21	2	Nut-HF
17	56-7973	10	Clamp-Tube
18	3256-23	6	Washer-Flat
19	322-7	4	Screw-HH
20	3296-47	4	Nut-Lock, NI
21	104-3752-03	1	Bracket-Clamp
23	2412-147	3	Clamp
27	80-8660	2	Spacer-Coupler
28	32104-37	2	Screw-HWH

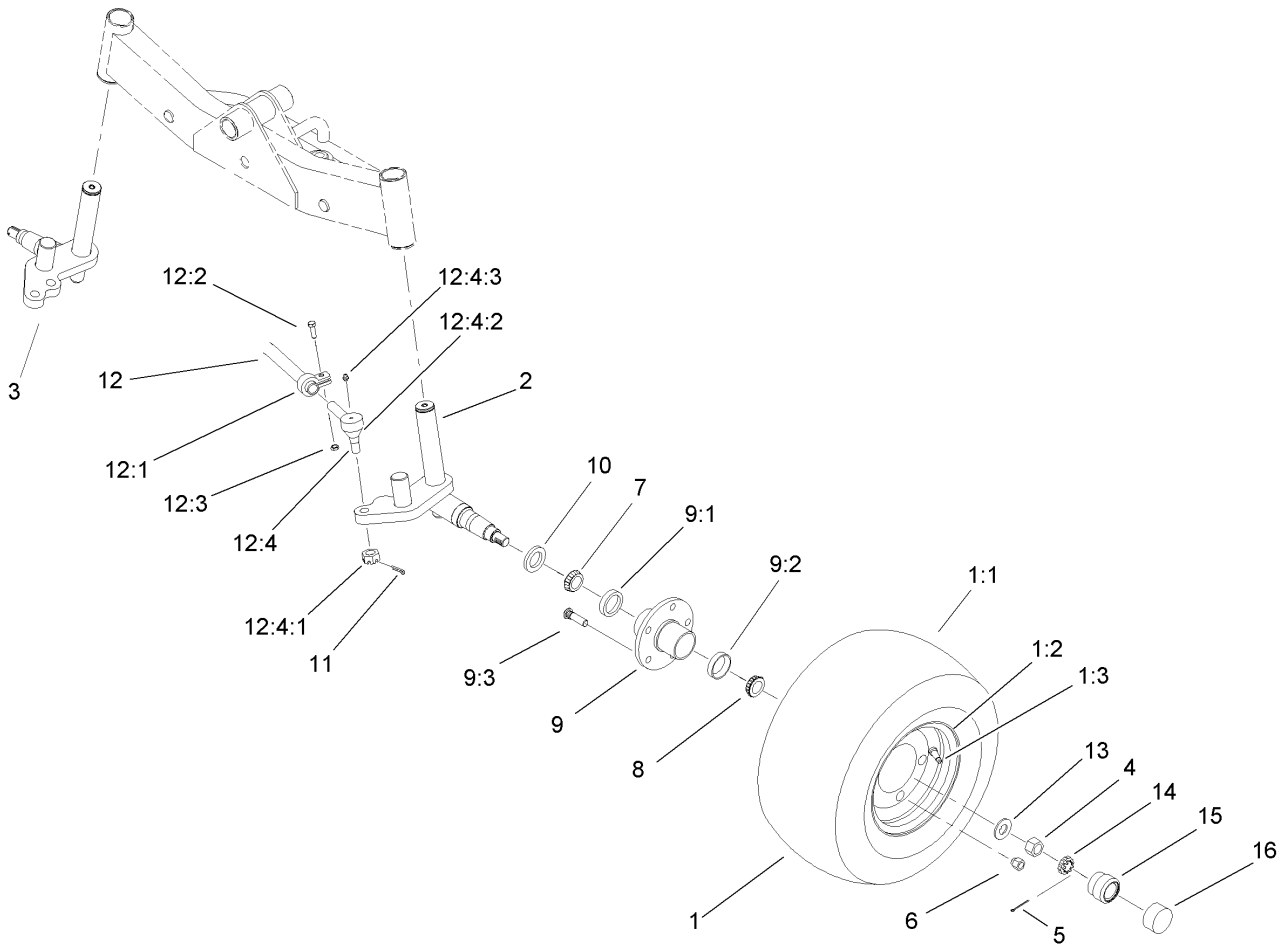
--	--	--	--



2 Wheel Drive Axle Assembly

Ref	Part No.	Qty.	Description
1	106-6898	1	Joint-Ball
1:1	106-6896	1	Seal
1:2	302-5	1	Fitting-Grease
2	3220-11	1	Nut-Jam
3	32136-14	1	Nut-SHH
4	98-3867	2	Washer-Thrust
5	92-7595	1	Hose ASM
6	92-7594	1	Hose ASM
7	3296-68	1	Nut-Lock, NI
8	92-1765	1	Washer-Thrust
9	100-3770	1	Pin-Axle, Pivot
10	302-33	1	Fitting-Grease
11	100-3771	1	Pin-Stop
12	3234-1	2	Screw-HHF
13	69-8890	2	Cap-Spindle
14	32151-10	2	Ring-Snap
15	62-2170	4	Washer-Thrust
16	100-3785-03	1	Rear Axle ASM
16:1		1	Axle-Rear
16:1:2	69-6470	4	Bushing-Caster
16:1:3	99-6964	2	Bushing-Axle
16:1:4	302-11	2	Fitting-Lube, 45 DEG
17	32136-14	1	Nut-SHH
18	3272-12	2	Pin-Cotter

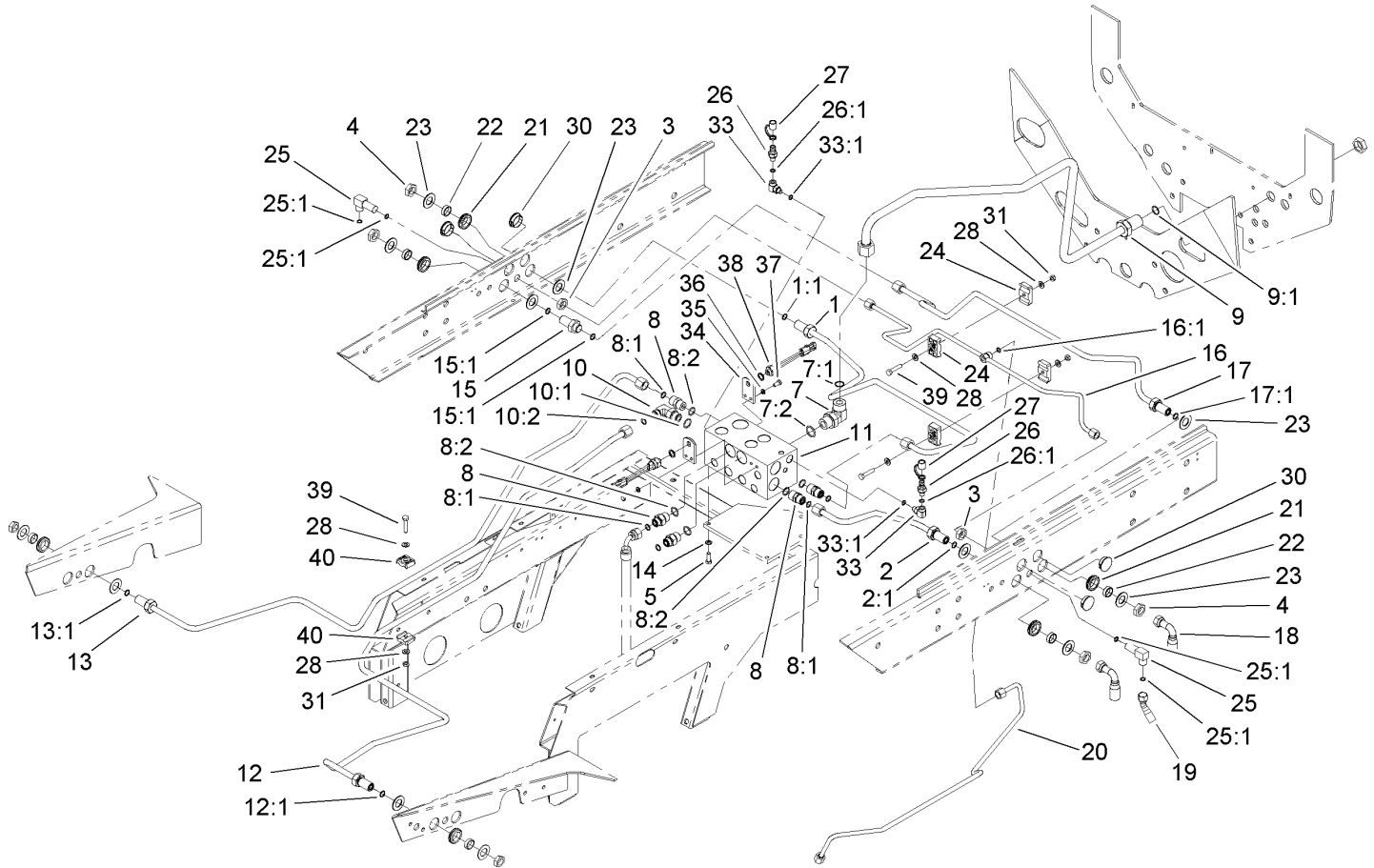
Ref	Part No.	Qty.	Description
20	340-97	2	Fitting-HYD, 90 DEG
20:1	237-22	1	O-Ring
20:2	237-78	1	O-Ring
21	94-8142	1	HYD Cylinder ASM
22	92-5839	1	Joint-Ball
23	94-9973	1	Ring-Retaining
24	302-5	1	Fitting-Grease



2 Wheel Drive Axle and Wheel Assembly

Ref	Part No.	Qty.	Description
①		2	Tire And Wheel ASM
1:1	86-5910	1	Tire-6 Ply
1:2	100-2582	1	Rim
1:3	232-27	1	Stem-Valve
2	92-9725-03	1	LH Spindle ASM
3	92-9724-03	1	RH Spindle ASM
4	3220-7	2	Nut-Jam
5	3272-13	2	Pin-Cotter
6	242-50	10	Nut-Lug
7	254-106	2	Cone-Bearing, Tapered
8	254-92	2	Cone-Bearing, Outer
9	92-9651	2	Hub Sub ASM
9:1	254-107	1	Cup-Bearing, Tapered
9:2	254-72	1	Bearing-Cup, Tapered
9:3	92-9652	5	Stud-Bolt
10	69-2980	2	Seal
11	3272-12	2	Pin-Cotter
12	98-8839	1	Tie Rod ASM
12:1	98-8840	1	Tube And Clamp ASM
12:2	323-9	2	Screw-HH
12:3	3296-39	2	Nut-Lock, NI
12:4	71-4740	2	End-Rod, Tie (RH)
12:4:1	105-7941	1	Nut-Hex, Slotted
12:4:2	105-7835	1	Seal

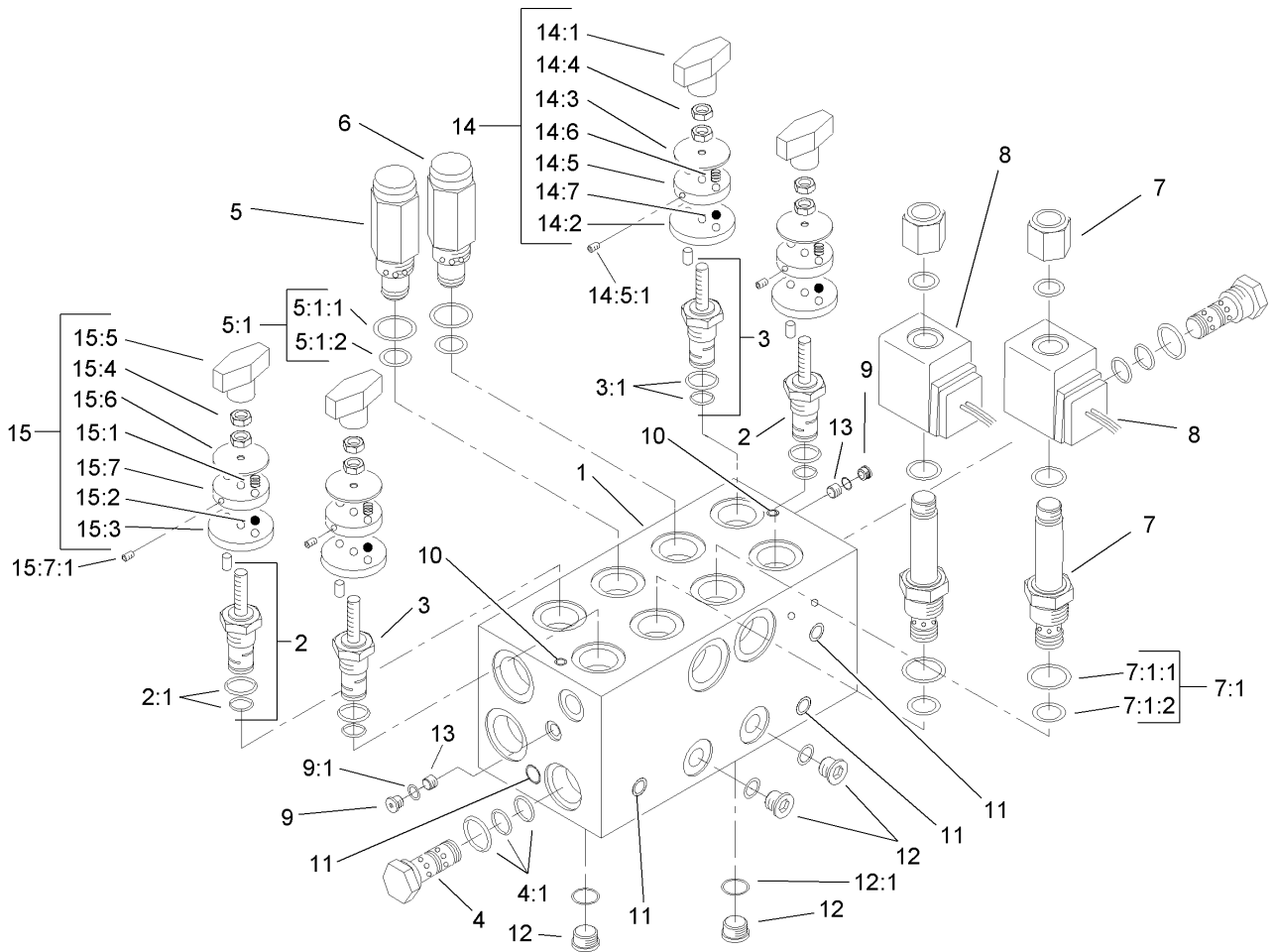
Ref	Part No.	Qty.	Description
12:4:3	302-5	1	Fitting-Grease
13	93-0309	2	Washer-Tab
14	93-0307	2	Nut-Lock, Retainer
15	100-3769	2	Protector-Bearing
16	100-3809	2	Cap-Protector, Bearing



Rear Hydraulic Control Block Assembly

Ref	Part No.	Qty.	Description
1	104-3728	1	HYD Tube ASM
1:1	237-30	1	O-Ring
2	104-3731	1	HYD Tube ASM
2:1	237-30	1	O-Ring
3	340-70	2	Nut-Lock
4	340-127	4	Nut-Bulkhead
5	322-4	2	Screw-HH
7	340-142	1	Fitting-HYD, 90 DEG
7:1	237-58	1	O-Ring
7:2	237-81	1	O-Ring
8	340-6	5	Fitting-HYD, Straight
8:1	237-30	1	O-Ring
8:2	237-80	1	O-Ring
9	104-3734	1	HYD Cooler Tube ASM
9:1	237-65	1	O-Ring
10	340-105	1	Fitting-HYD, 90 DEG
10:1	237-80	1	O-Ring
10:2	237-30	1	O-Ring
11	99-6978	1	Block-Manifold, Mow
12	104-3741	1	HYD Tube ASM
12:1	237-30	1	O-Ring
13	104-3739	1	HYD Tube ASM
13:1	237-30	1	O-Ring
14	3253-4	2	Washer-Lock

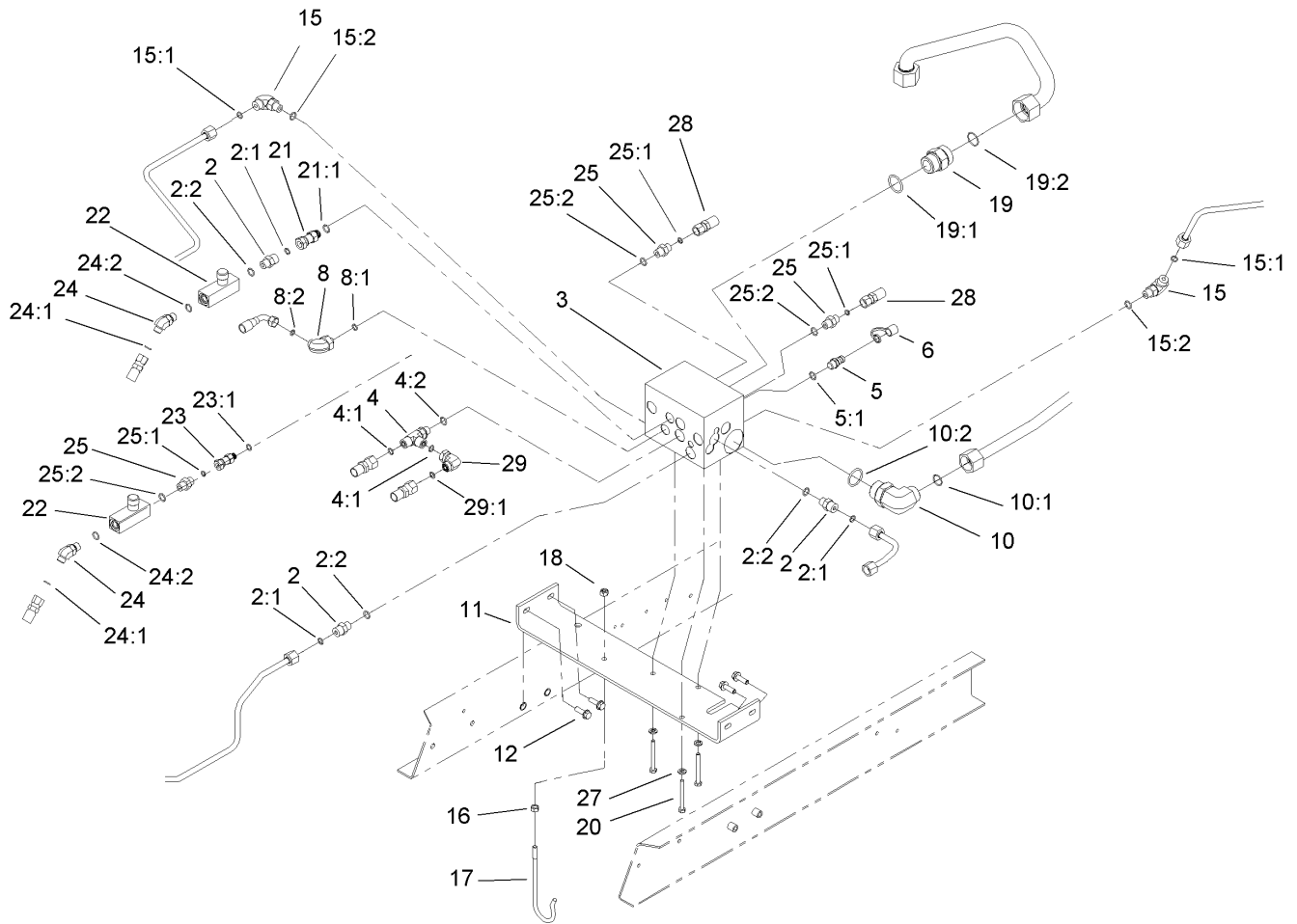
Ref	Part No.	Qty.	Description
15	340-161	1	Fitting-Bulkhead
15:1	237-30	2	O-Ring
16	104-3723	1	HYD Tube ASM
16:1	237-22	1	O-Ring
17	104-3724	1	HYD Tube ASM
17:1	237-30	1	O-Ring
18	105-7903	4	HYD Hose ASM
19	99-5614	2	HYD Hose ASM
20	104-3732	1	Return Drain ASM
21	240-5	4	Grommet-Rubber
22	69-8960	4	Spacer
23	69-8930	8	Washer
24	56-7972	4	Clamp-Tube
25	340-154	2	Union-Bulkhead
25:1	237-22	2	O-Ring
26	354-77	2	Fitting-Quick
26:1	237-78	1	O-Ring
27	354-79	2	Cap-Dust
28	3256-23	8	Washer-Flat
30	94-1402	4	Plug-Hole
31	3296-47	4	Nut-Lock, NI
33	75-6640	2	Fitting-HYD, Special
33:1	237-78	1	O-Ring
34	98-8199	2	Bracket-Switch



Mow Block Assembly No. 99-6978

Ref	Part No.	Qty.	Description
②1		1	Body-Manifold
2	94-3657	2	Spool ASM
2:1	106-1091	1	Seal Kit
3	94-8175	2	Control-Flow, Rotary
3:1	106-1090	1	Seal Kit
4	69-4120	2	Cartridge-Logic
4:1	69-4240	1	Seal Kit
5	94-3655	1	Valve-Relief
5:1	95-5645	1	Seal Kit
②5:1:1		1	Seal-Dust
②5:1:2		1	Seal-Dust
6	104-1200	1	Valve-Relief, Cartridge
7	93-7494	2	Cartridge
7:1	95-5645	1	Seal Kit
②7:1:1		1	Seal-Dust
②7:1:2		1	Seal-Dust
8	83-2010	2	Coil ASM
9	106-1024	2	Plug-Leak, Zero
9:1	237-156	1	O-Ring
②10		2	Plug (7Mm)
②11		8	Plug (10Mm)
12	106-1026	4	Plug-HYD
12:1	237-42	1	O-Ring
13	95-5999	2	Plug-Orifice

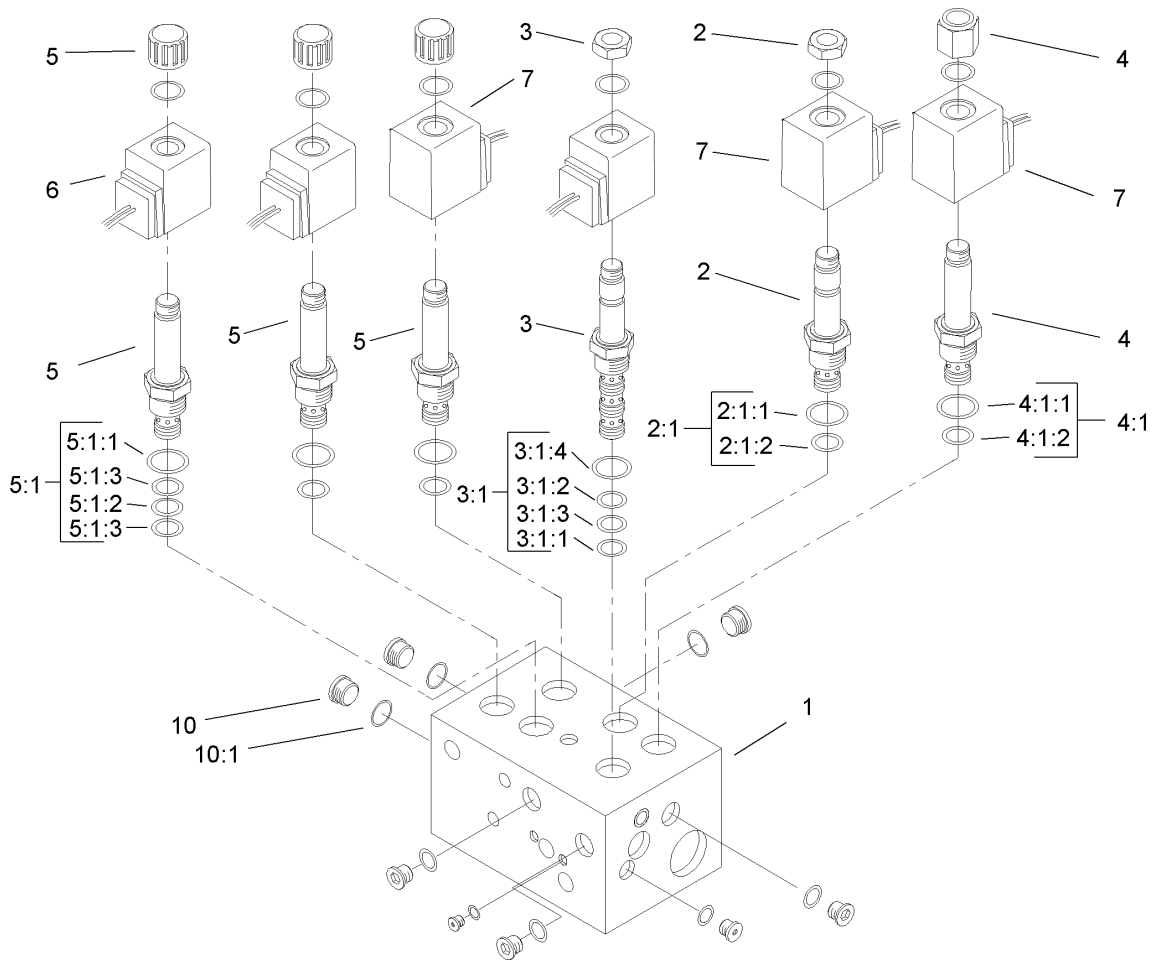
Ref	Part No.	Qty.	Description
14	94-3660	2	Detent Kit
14:1	94-5020	1	Knob ASM
14:2	94-5025	1	Plate-Locating
14:3	94-5026	1	Plate-Indicator
14:4	3218-1	2	Nut-Jam
14:5	94-5023	1	Plate-Detent
14:5:1	3245-36	1	Screw-Set, HSH
14:6	94-5027	2	Spring
14:7	255-13	2	Ball-Steel, Stainless
15	94-6378	2	Detent Kit
15:1	94-5027	2	Spring
15:2	255-13	2	Ball-Steel, Stainless
15:3	94-5021	1	Plate-Locating
15:4	3218-1	2	Nut-Jam
15:5	94-5020	1	Knob ASM
15:6	99-3543	1	Plate-Indicator
15:7	94-5023	1	Plate-Detent
15:7:1	3245-36	1	Screw-Set, HSH



Front Hydraulic Control Block and Hose Assembly

Ref	Part No.	Qty.	Description
2	340-2	3	Fitting-HYD, Straight
2:1	237-22	1	O-Ring
2:2	237-42	1	O-Ring
3	104-9335	1	Manifold-Block, Lift
4	340-86	1	Fitting-HYD, Tee
4:1	237-22	2	O-Ring
4:2	237-42	1	O-Ring
5	59-7410	1	Tip-Nipple, Diagnostic
5:1	237-42	1	O-Ring
6	354-79	1	Cap-Dust
8	340-132	1	Fitting-HYD, 90 DEG
8:1	237-78	1	O-Ring
8:2	237-21	1	O-Ring
10	340-15	1	Fitting-HYD, 90 DEG
10:1	237-58	1	O-Ring
10:2	237-146	1	O-Ring
11	104-3772-01	1	Bracket-Block, Manifold
12	3234-17	4	Screw-HHF
15	340-77	2	Fitting-HYD, 90 DEG
15:1	237-22	1	O-Ring
15:2	237-42	1	O-Ring
16	3217-6	1	Nut-Hex
17	93-7970	1	Hanger-Hose
18	3296-29	1	Nut-Lock, NI

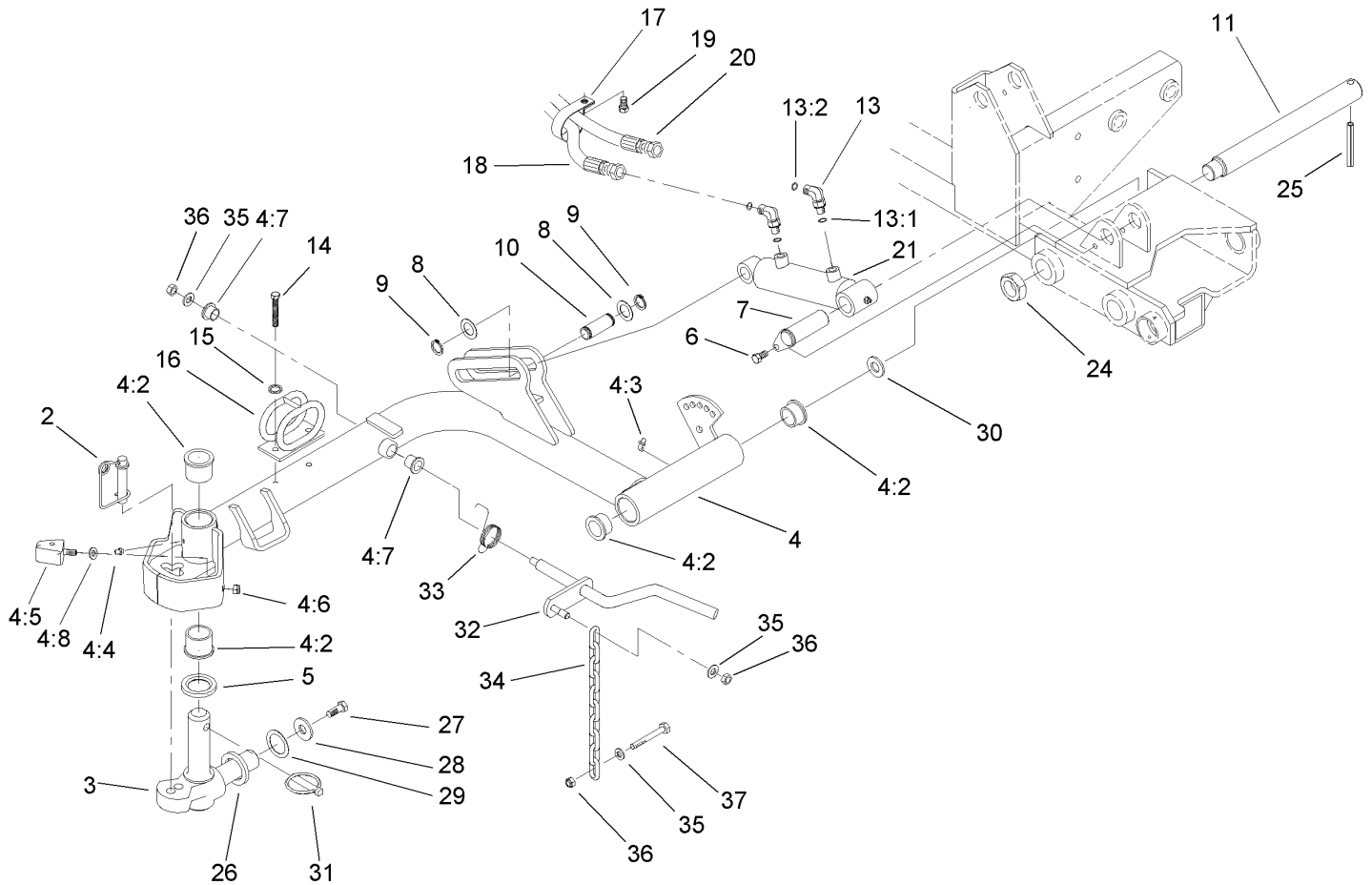
Ref	Part No.	Qty.	Description
19	104-3797	1	Fitting-HYD, Straight
19:1	237-146	1	O-Ring
19:2	340-65	1	O-Ring
20	322-3	3	Screw-HH
21	104-3779	1	Connector-Swivel, Straight
21:1	237-42	1	O-Ring
22	98-9742	2	Valve-Control, Flow
23	104-3777	1	Connector-Swivel, Straight
23:1	237-78	1	O-Ring
24	340-137	2	Fitting
24:1	237-21	1	O-Ring
24:2	237-42	1	O-Ring
25	340-1	3	Adapter
25:1	237-21	1	O-Ring
25:2	237-42	1	O-Ring
27	3253-4	3	Washer-Lock
28	104-3716	2	HYD Hose ASM
29	340-159	1	Fitting-HYD, 90 DEG
29:1	237-22	2	O-Ring



Lift Block Assembly No. 104-9335

Ref	Part No.	Qty.	Description
1		1	Body-Manifold
2	92-6315	1	Cartridge-Poppet, N.C.
2:1	95-5645	1	Seal Kit
2:1:1		1	Seal-Dust
2:1:2		1	Seal-Dust
3	94-2627	1	Cartridge
3:1	95-5642	1	Seal Kit
3:1:1		1	Seal-Dust
3:1:2		1	Seal-Dust
3:1:3		1	Seal-Dust
3:1:4		1	Ring-Boss, Low Compression
4	93-7494	1	Cartridge
4:1	95-5645	1	Seal Kit
4:1:1		1	Seal-Dust
4:1:2		1	Seal-Dust
5	105-3327	3	Valve-Cartridge, Double Blocking
5:1	105-3334	1	Seal Kit
5:1:1		1	Seal-Dust
5:1:2		1	Seal-Dust
5:1:3		2	Ring-Backup
6	83-2010	3	Coil ASM
7	105-3328	3	Coil-Solenoid
8		4	Plug
9		1	Plug

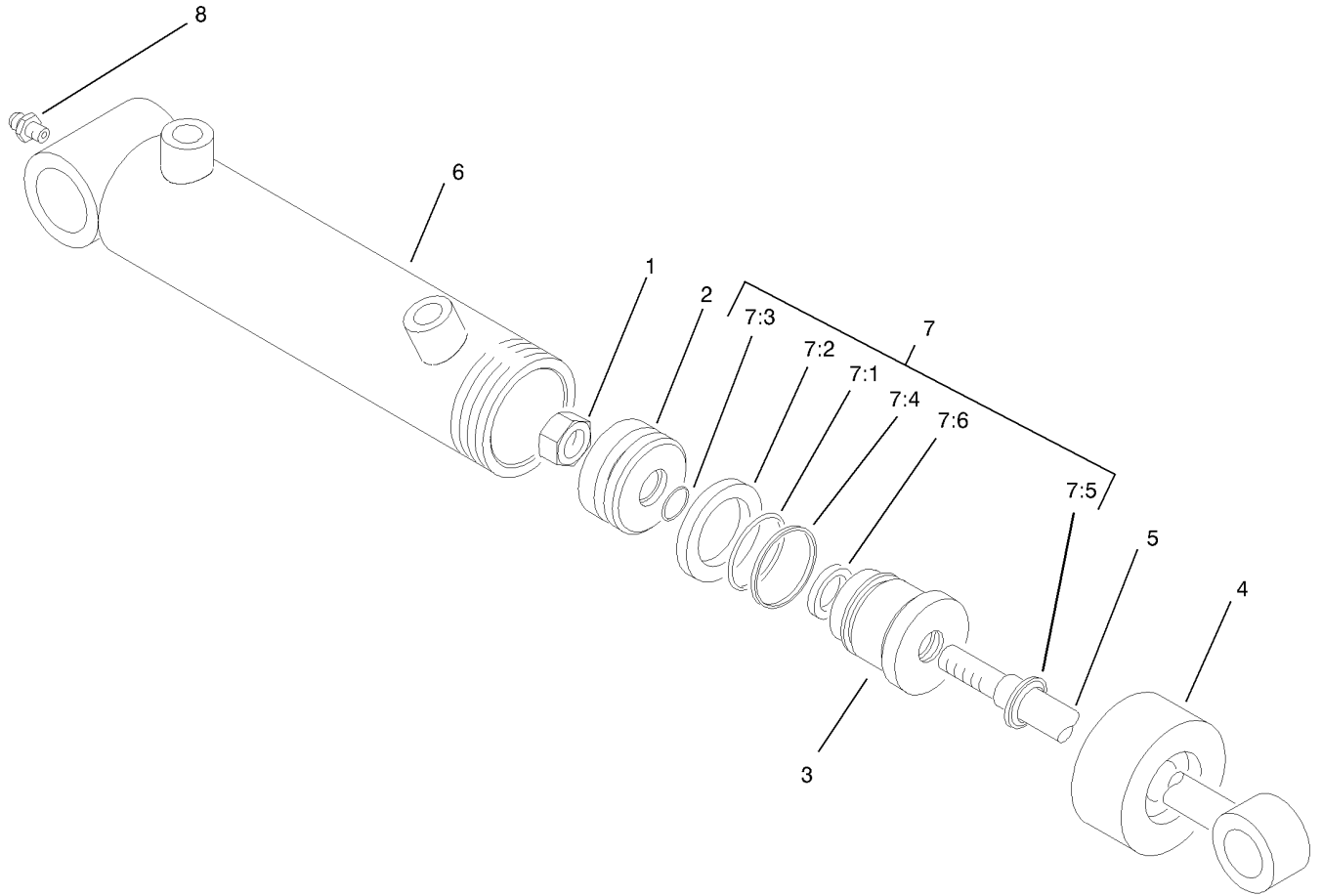
Ref	Part No.	Qty.	Description
10	353-989	7	Plug-Hex, Hollow
10:1	237-42	1	O-Ring



Front No. 1 Lift Arm Assembly

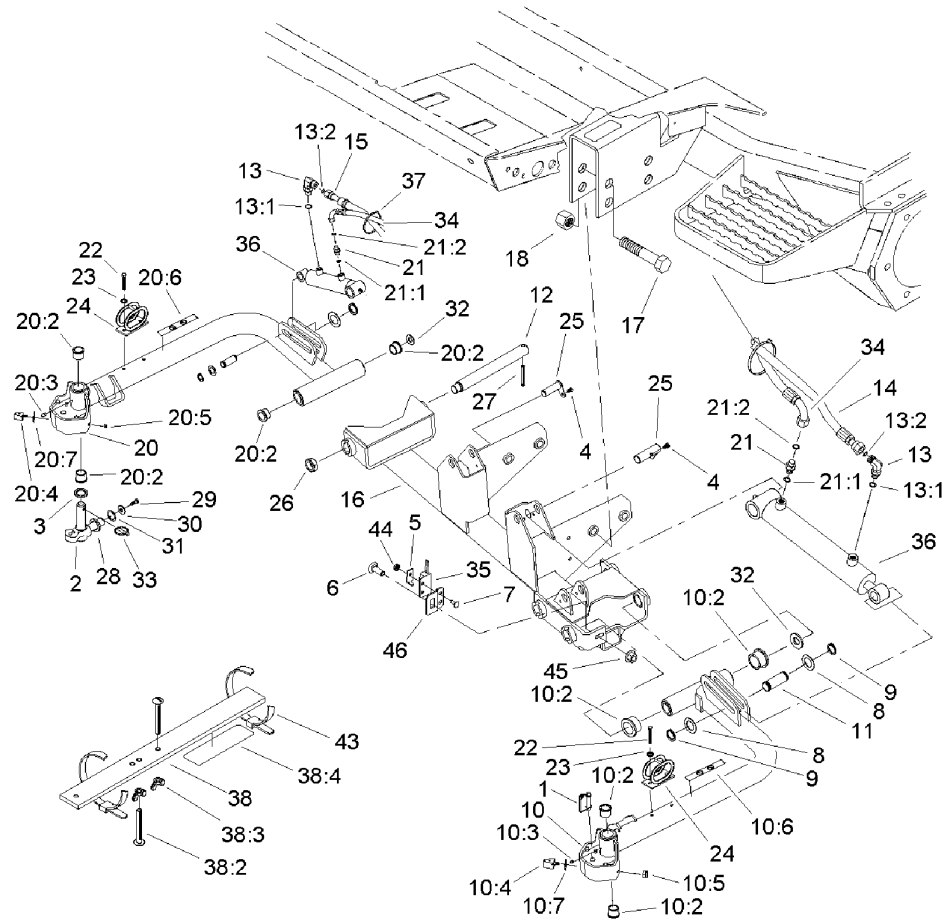
Ref	Part No.	Qty.	Description
2	99-5610	1	Pin
3	98-1880-03	1	Knuckle-Pivot
4	105-3366	1	No. 1 Lift Arm ASM
4:2	104-0015	4	Bushing-Flange
4:3	302-60	1	Fitting-Grease, 90 DEG
4:4	302-5	1	Fitting-Grease
4:5	106-9004	2	Bumper
4:6	3296-29	2	Nut-Lock, NI
4:7	256-287	2	Bushing
4:8	3255-8	2	Washer-Lock
5	94-8946	1	Washer-Thrust
6	32144-14	1	Screw-HWHTF
7	106-9208	1	Short Cylinder Pin ASM
8	94-9998	2	Washer-Thrust
9	94-9974	2	Ring-Retaining
10	75-5350	1	Pin-Slide, Cylinder
11	95-7158	1	Pin-Pivot
13	340-132	2	Fitting-HYD, 90 DEG
13:1	237-78	1	O-Ring
13:2	237-21	1	O-Ring
14	33114-020	2	Screw-HH
15	3253-4	2	Washer-Lock
16	99-5621	1	Guide-Hose
17	2412-96	1	Clamp-R

Ref	Part No.	Qty.	Description
18	105-7916	1	HYD Hose ASM
19	322-4	1	Screw-HH
20	105-9274	1	HYD Hose ASM
21	93-2650	1	Cylinder-Lift
24	3296-49	1	Nut-Lock, NI
25	32121-110	1	Pin-Roll, Slotted
26	98-7974	1	Washer-Thrust
27	98-7993	1	Screw-HHF
28	3256-6	1	Washer-Flat
29	3-6781	1	Washer-Thrust
30	76-2980	1	Washer-Thrust
31	283-71	1	Pin-Lynch
32	105-0142-03	1	Rod-Pivot, Front
33	98-3929	1	Spring-Torsion
34	93-6738	1	Chain
35	3256-24	3	Washer-Flat
36	3296-39	3	Nut-Lock, NI
37	323-7	1	Screw-HH



Hydraulic Cylinder Assembly No. 93-2650

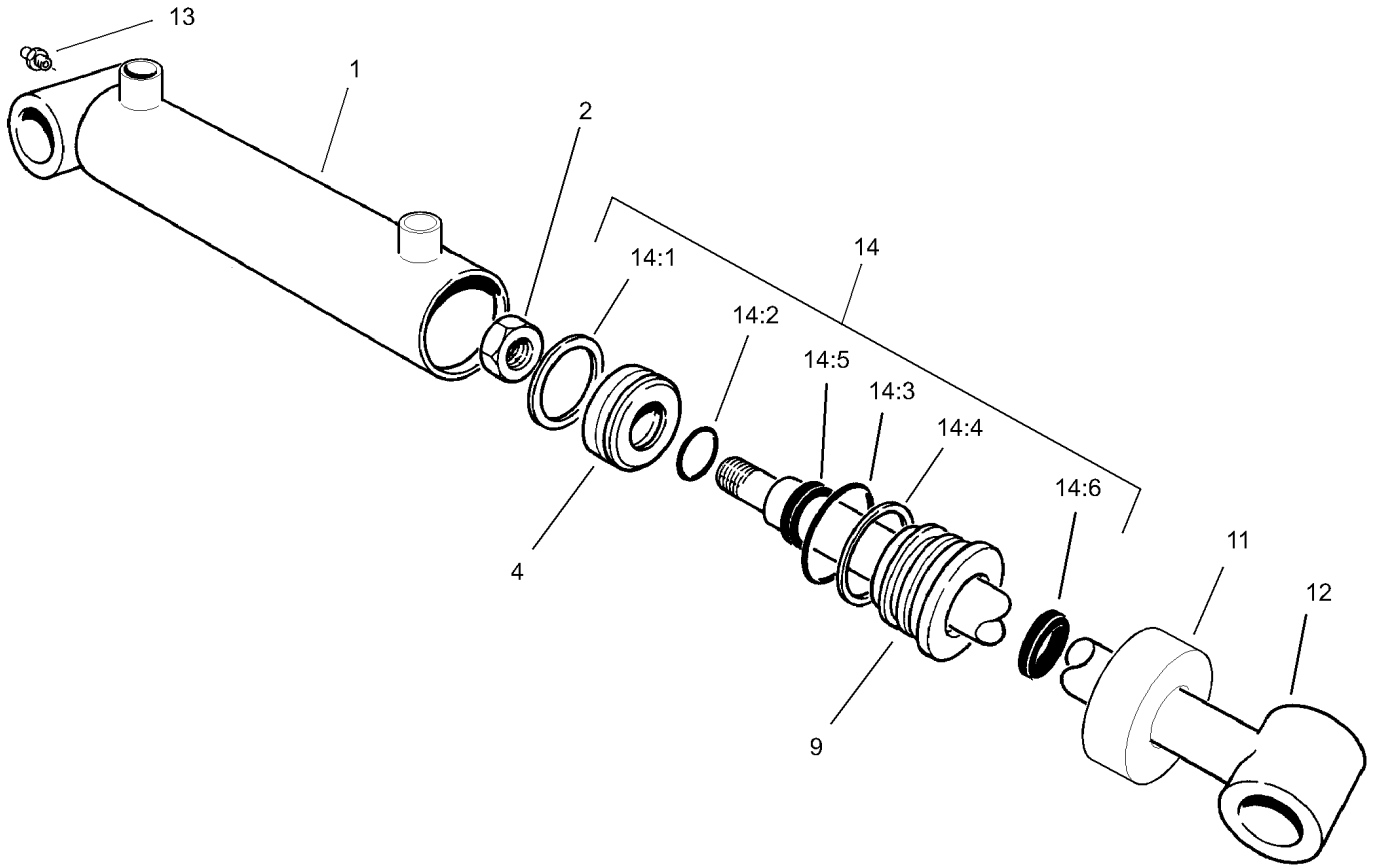
Ref	Part No.	Qty.	Description
1		1	Locknut
2		1	Piston
3		1	Head
4		1	Collar
5		1	Shaft
6		1	Barrel
7	86-7330	1	Seal Kit
7:1		1	Seal-Dust
7:2		1	Seal-Special
7:3		1	Seal-Dust
7:4		1	Backup
7:5		1	Seal-Rod
7:6		1	Seal-Dust
8	302-5	1	Fitting-Grease



Front No. 4 and No. 5 Lift Arm Assembly

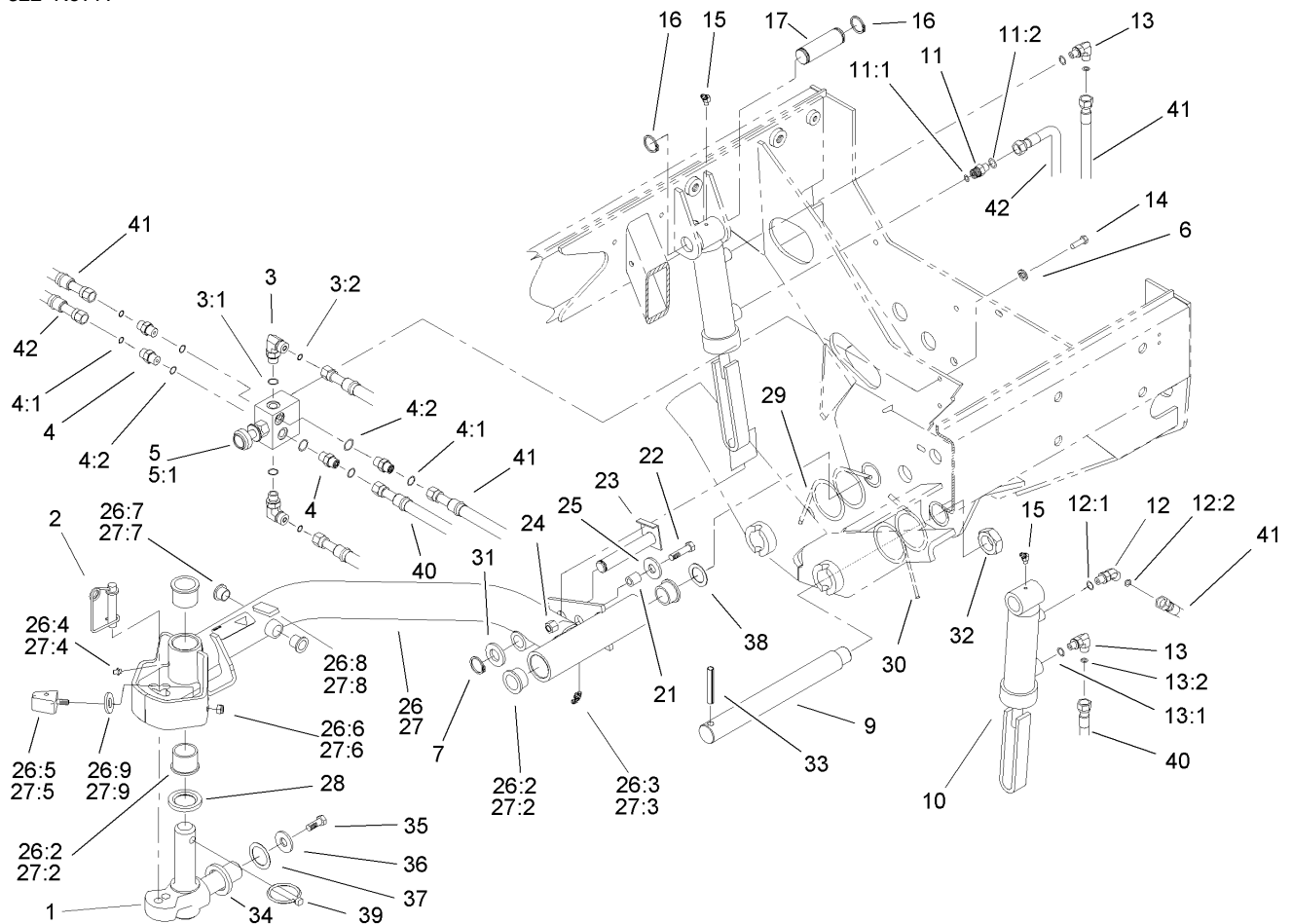
Ref	Part No.	Qty.	Description
1	99-5610	2	Pin
2	98-1880-03	2	Knuckle-Pivot
3	94-8946	2	Washer-Thrust
4	32144-14	2	Screw-HWHTF
5	100-4872	1	Plate-Switch, Neutral
6	3231-22	1	Screw-CARR
7	104-1450	1	Bolt-CARR
8	94-9998	4	Washer-Thrust
9	94-9974	4	Ring-Retaining
10	105-3359	1	No. 4 Lift Arm ASM
10:2	104-0015	4	Bushing-Flange
10:3	302-5	2	Fitting-Grease
10:4	106-9004	2	Bumper
10:5	3296-29	2	Nut-Lock, NI
10:6	93-6687	1	Decal-No Step
10:7	3255-8	2	Washer-Lock
11	75-5350	2	Pin-Slide, Cylinder
12	95-7158	2	Pin-Pivot
13	340-132	2	Fitting-HYD, 90 DEG
13:1	237-78	1	O-Ring
13:2	237-21	1	O-Ring
14	105-7948	1	HYD Hose ASM
15	105-7945	1	HYD Hose ASM
16	105-3347-03	1	Frame-Carrier, Front

Ref	Part No.	Qty.	Description
17	328-7	4	Screw-HH
18	3296-51	4	Nut-Lock, NI
20	105-0110	1	No. 5 Lift Arm ASM
20:2	104-0015	4	Bushing-Flange
20:3	302-5	2	Fitting-Grease
20:4	106-9004	2	Bumper
20:5	3296-29	2	Nut-Lock, NI
20:6	93-6687	1	Decal-No Step
20:7	3255-8	2	Washer-Lock
21	340-92	2	Fitting-HYD, Straight
21:1	237-78	1	O-Ring
21:2	237-21	1	O-Ring
22	33114-020	4	Screw-HH
23	3253-4	4	Washer-Lock
24	99-5621	2	Guide-Hose
25	105-9889	2	Cylinder Pin ASM
26	3296-49	2	Nut-Lock, NI
27	32121-110	2	Pin-Roll, Slotted
28	98-7974	2	Washer-Thrust
29	98-7993	2	Screw-HHF
30	3256-6	2	Washer-Flat
31	3-6781	2	Washer-Thrust
32	76-2980	2	Washer-Thrust
33	283-71	2	Pin-Lynch



Hydraulic Cylinder Assembly No. 99-6986

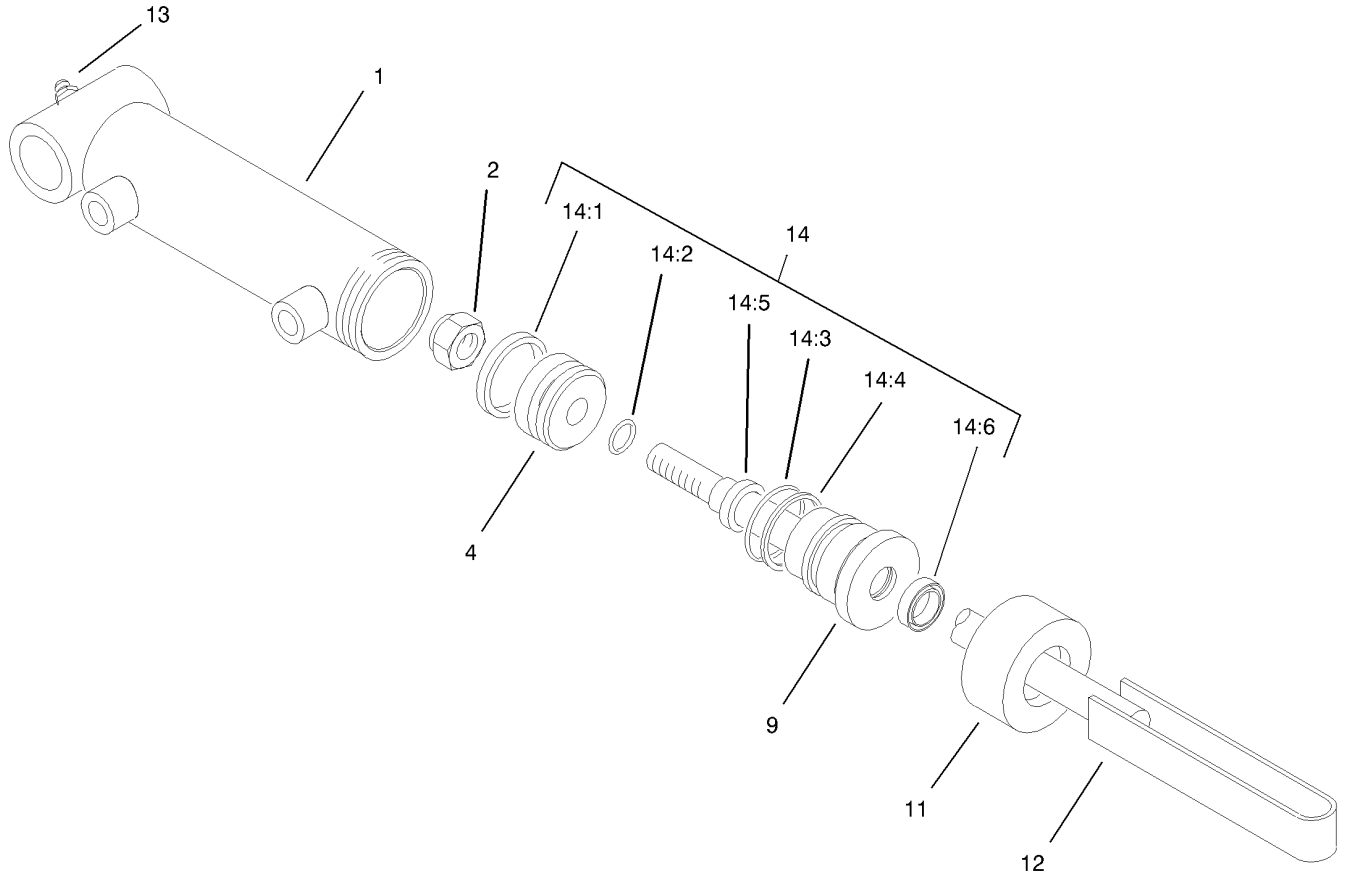
Ref	Part No.	Qty.	Description
1		1	Barrel
2	32152-10	1	Locknut
4		1	Piston
9		1	Head
11		1	Collar
12		1	Shaft W/Clevis
13		1	Fitting-Grease
14	100-8023	1	Seal Repair Kit
14:1		1	Seal-Psp
14:2		1	Seal-Dust
14:3		1	Seal-Dust
14:4		1	Backup
14:5		1	Seal-Rod
14:6		1	Seal-Dust



Rear No. 2 and No. 3 Lift Arm Assembly

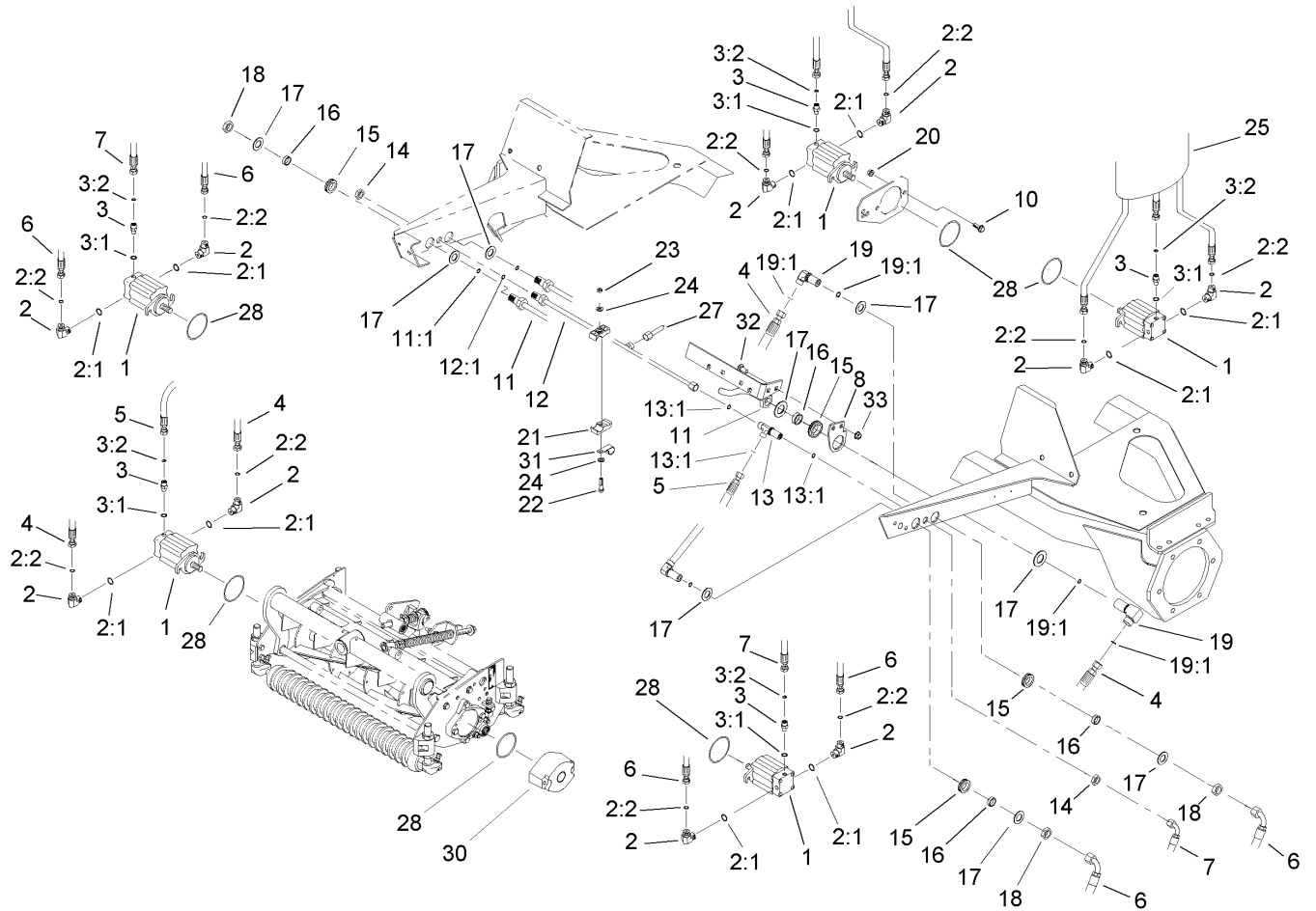
Ref	Part No.	Qty.	Description
1	98-1880-03	2	Knuckle-Pivot
2	99-5610	2	Pin
3	340-82	2	Adapter
3:1	237-42	1	O-Ring
3:2	237-21	1	O-Ring
4	340-1	4	Adapter
4:1	237-21	1	O-Ring
4:2	237-42	1	O-Ring
5	104-9250	1	Control-Flow
5:1	107-1800	1	Cartridge Kit
●5:1:1	105-3334	1	Seal Kit
●5:1:2	105-7514	1	Cartridge Knob Kit
6	3253-3	2	Washer-Lock
7	94-9974	2	Ring-Retaining
9	95-7158	2	Pin-Pivot
10	99-2550	2	Cylinder-HYD
11	340-92	1	Fitting-HYD, Straight
11:1	237-78	1	O-Ring
11:2	237-21	1	O-Ring
12	340-103	1	Fitting-HYD, 45 DEG
12:1	237-78	1	O-Ring
12:2	237-21	1	O-Ring
13	340-132	2	Fitting-HYD, 90 DEG
13:1	237-78	1	O-Ring

Ref	Part No.	Qty.	Description
13:2	237-21	1	O-Ring
14	321-4	2	Screw-HH
15	302-11	2	Fitting-Lube, 45 DEG
16	32151-36	4	Ring-Retaining
17	92-7548	2	Pin-Cylinder
21	82-6840	2	Spacer
22	322-7	2	Screw-HH
23	99-2560	2	Pin
24	3296-29	2	Nut-Lock, NI
25	3256-3	2	Washer-Flat
26	105-3363	1	No. 3 Lift Arm ASM
26:2	104-0015	4	Bushing-Flange
26:3	302-11	1	Fitting-Lube, 45 DEG
26:4	302-5	1	Fitting-Grease
26:5	106-9004	2	Bumper
26:6	3296-29	2	Nut-Lock, NI
26:7	256-287	2	Bushing
26:8	93-6696	1	Decal-Warning
26:9	3255-8	2	Washer-Lock
27	105-3362	1	No. 2 Lift Arm ASM
27:2	104-0015	4	Bushing-Flange
27:3	302-11	1	Fitting-Lube, 45 DEG
27:4	302-5	1	Fitting-Grease
27:5	106-9004	2	Bumper



Hydraulic Cylinder Assembly No. 99-2550

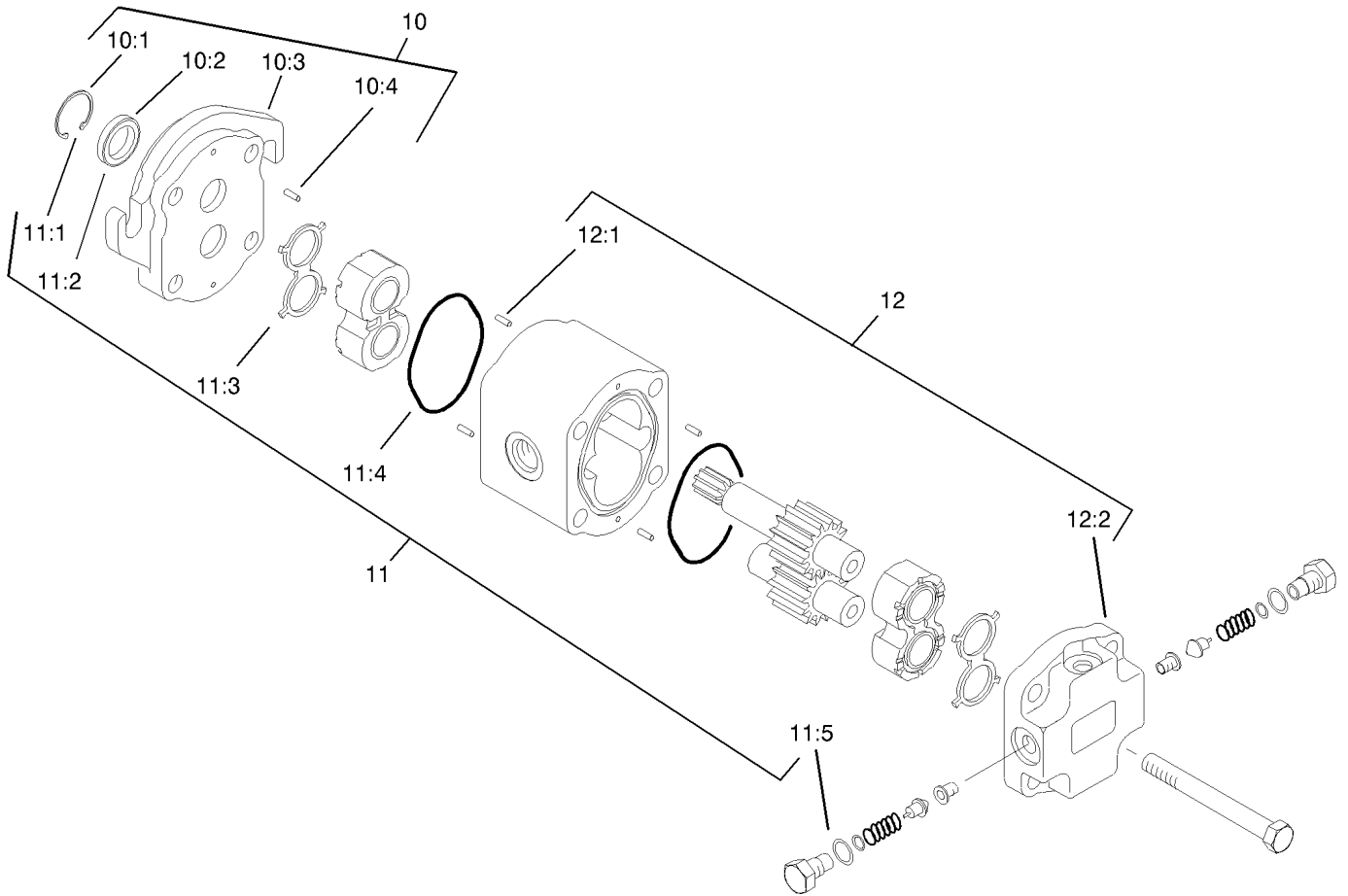
Ref	Part No.	Qty.	Description
1		1	Barrel
2	32152-10	1	Locknut
4		1	Piston
9		1	Head
11		1	Collar
12		1	Shaft And Tube
13	302-5	1	Fitting-Grease
14	100-8023	1	Seal Repair Kit
14:1		1	Seal-Psp
14:2		1	Seal-Dust
14:3		1	Seal-Dust
14:4		1	Backup
14:5		1	Seal-Rod
14:6		1	Seal-Dust



Reel Motor Assembly

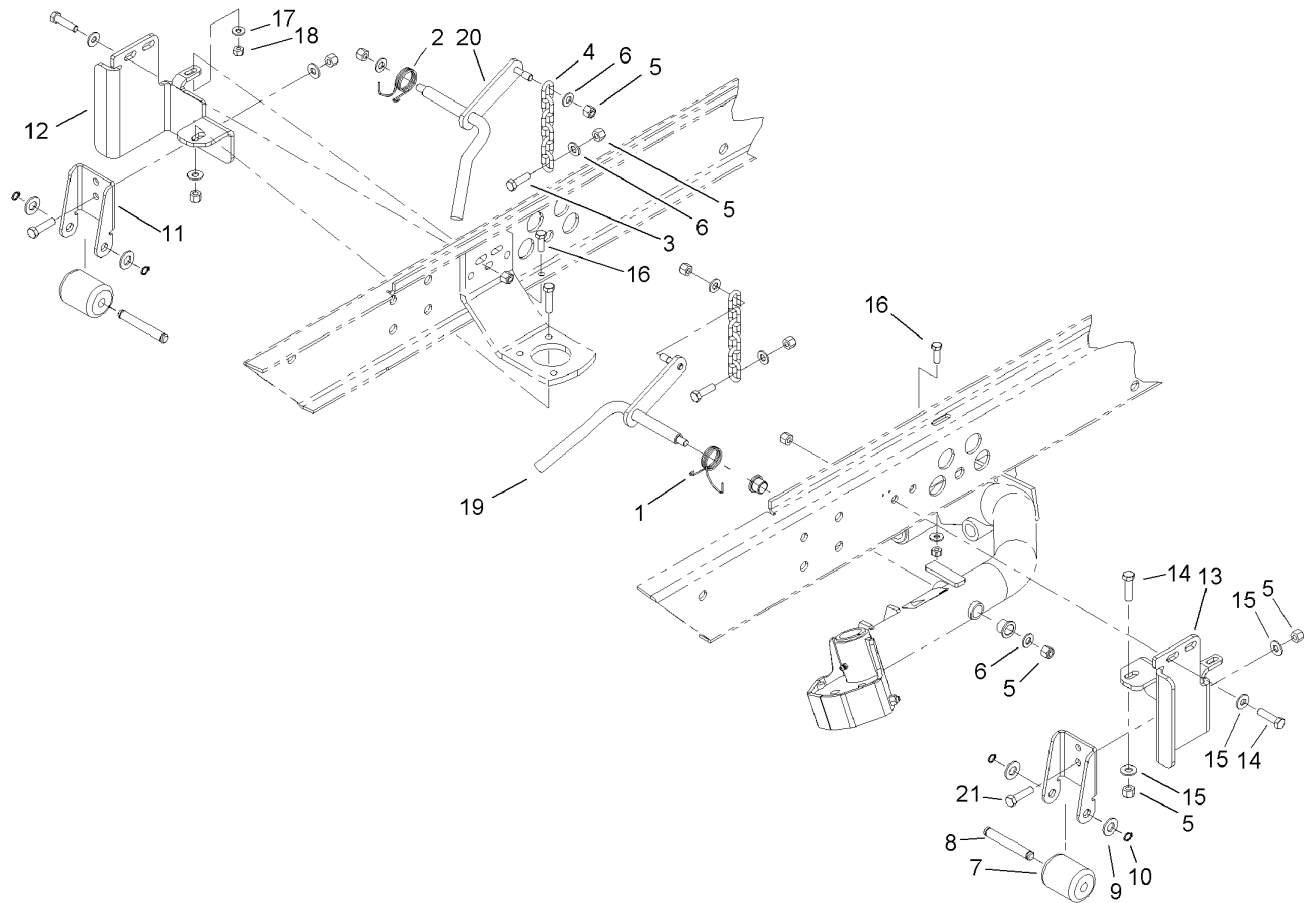
Ref	Part No.	Qty.	Description
1	98-9999	5	HYD Motor ASM
2	340-98	10	Fitting-HYD, 90 DEG
2:1	237-79	1	O-Ring
2:2	237-30	1	O-Ring
3	340-92	5	Fitting-HYD, Straight
3:1	237-78	1	O-Ring
3:2	237-21	1	O-Ring
4	105-7902	2	HYD Hose ASM
5	92-7560	1	HYD Hose ASM
6	105-7901	4	HYD Hose ASM
7	92-7559	2	HYD Hose ASM
8	106-7788-03	1	Mount-Fitting
10	3234-11	10	Screw-HHF
11	93-4219	1	Tube ASM
11:1	237-30	1	O-Ring
12	93-4223	1	Front Drain Tube ASM
12:1	237-22	2	O-Ring
13	340-68	1	Fitting-Tee, Bulkhead
13:1	237-22	3	O-Ring
14	340-70	2	Nut-Lock
15	240-5	5	Grommet-Rubber
16	69-8960	5	Spacer
17	69-8930	10	Washer
18	340-127	5	Nut-Bulkhead

Ref	Part No.	Qty.	Description
19	93-9151	2	Fitting-HYD
19:1	237-30	2	O-Ring
20	32128-43	10	Nut-Flange
21	56-7972	4	Clamp-Tube
22	322-7	2	Screw-HH
23	3296-47	2	Nut-Lock, NI
24	3256-23	4	Washer-Flat
25	99-5617	5	Sleeve-Protective
27	104-3730	1	Drain Tube ASM
28	93-9783	10	O-Ring
30	105-4011-03	5	Weight-End
31	2412-150	1	Clip-J
32	3230-23	2	Screw-CARR
33	32128-20	2	Nut-HF



Hydraulic Motor Assembly No. 98-9999

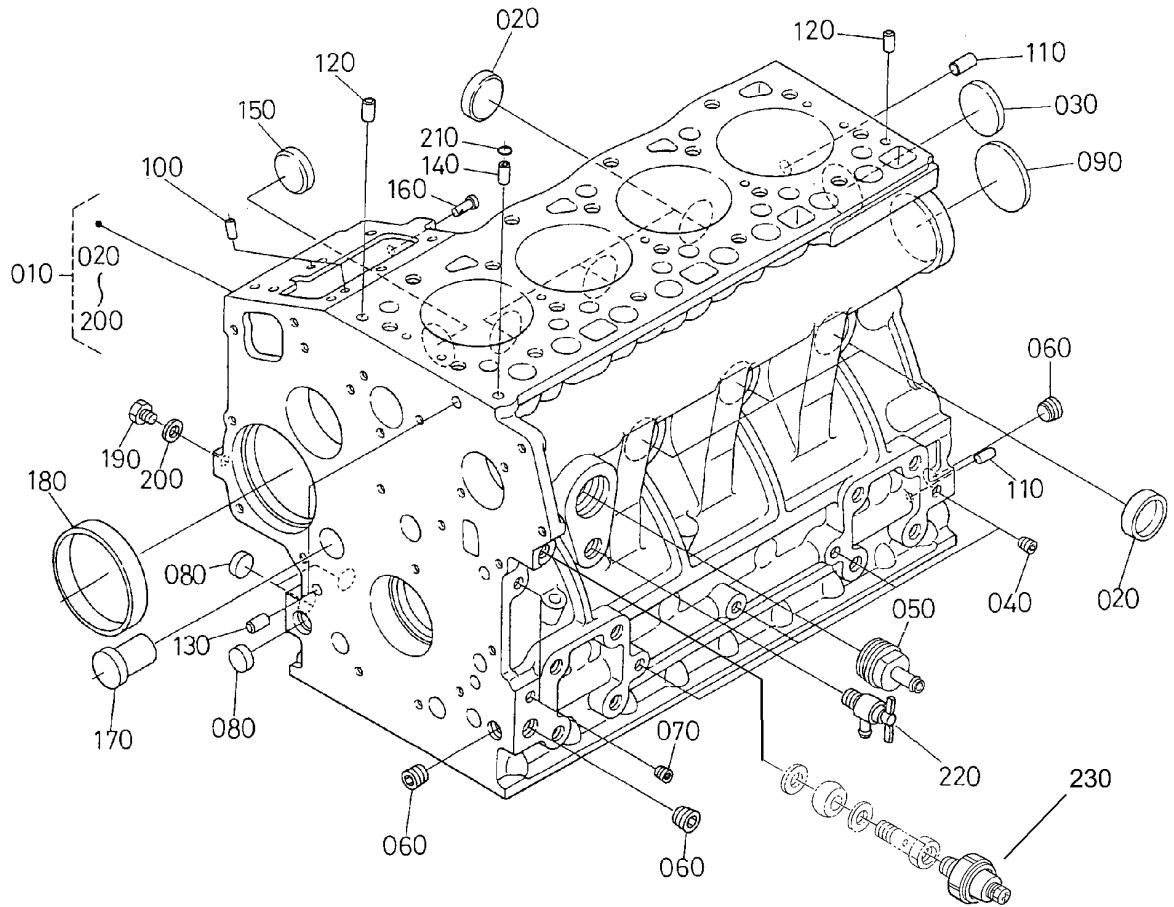
Ref	Part No.	Qty.	Description
10	93-9152	1	Flange Kit
②10:1		1	Ring-Retaining
②10:2		1	Seal-Shaft
②10:3		1	Flange
②10:4		4	Pin-Dowel
11	98-9997	1	Seal Kit
②11:1		1	Ring-Retaining
②11:2		1	Seal-Shaft
②11:3		2	E-Seal
②11:4		2	Seal-Dust
②11:5		2	Seal-Dust
12	93-9154	1	Valve Block Kit
②12:1		4	Pin-Dowel
②12:2		1	Block-Valve



Rear No. 2 and No. 3 Tipper Support Assembly

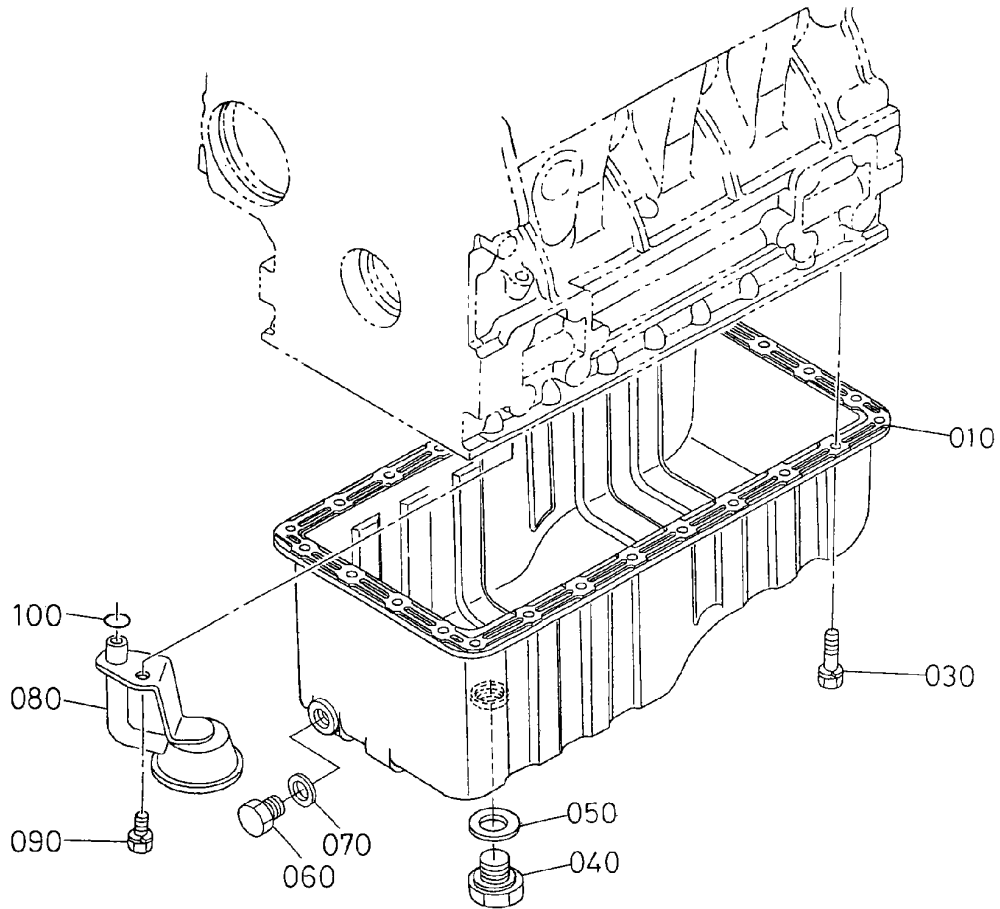
Ref	Part No.	Qty.	Description
1	98-3929	1	Spring-Torsion
2	104-1805	1	Spring-Torsion, LH
3	323-7	2	Screw-HH
4	5-1096	2	Chain-Lift
5	3296-39	16	Nut-Lock, NI
6	3256-24	6	Washer-Flat
7	75-5390	2	Roller
8	75-5400	2	Pin-Roller
9	3256-26	4	Washer-Flat
10	32151-61	4	Ring-Retaining
11	100-3892-03	2	Bracket-Tipper, Rear
12	100-3866-03	1	Support-Tipper Bracket, RH
13	100-3867-03	1	Support-Tipper Bracket, LH
14	323-8	6	Screw-HH
15	3256-3	10	Washer-Flat
16	322-5	2	Screw-HH
17	3256-2	2	Washer-Flat
18	3296-29	2	Nut-Lock, NI
19	105-0126-03	1	LH Pivot Rod ASM
20	105-0127-03	1	RH Pivot Rod ASM
21	323-6	4	Screw-HH

--	--	--	--



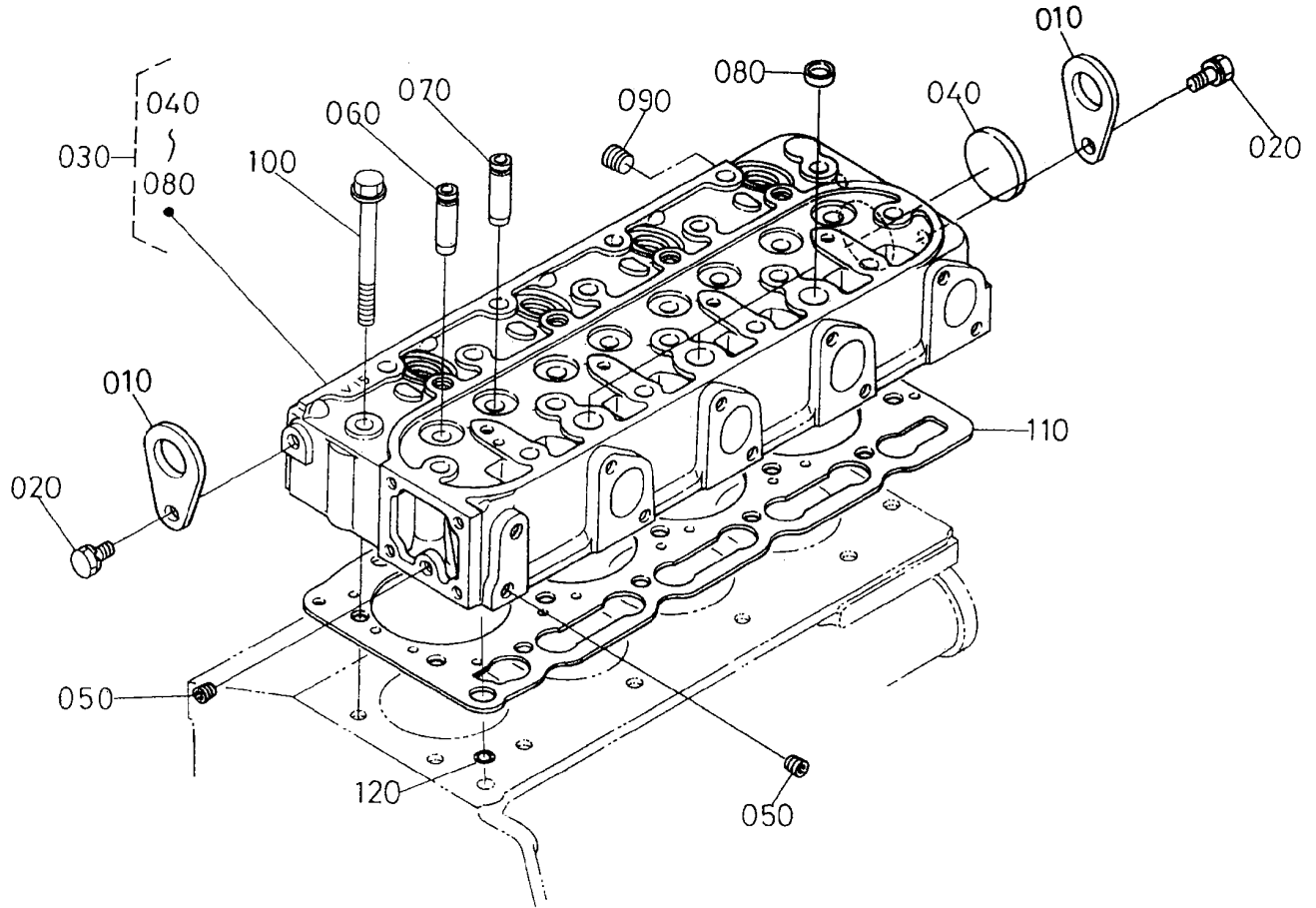
Crankcase Assembly

Ref	Part No.	Qty.	Description
10	105-3701	1	Crankcase-Complete
20	98-9398	6	Cap-Sealing
30	98-7539	1	Cap-Sealing
40	98-7540	4	Plug
50	98-8347	1	Screw-Taptite
60	98-9597	3	Plug
70	98-7487	2	Plug
80	98-7489	3	Plug
90	98-9668	1	Plug
100	105-3793	2	Pin-Straight
110	105-3794	2	Pin-Straight
120	105-3795	2	Pin-Straight
130	98-9387	2	Pin-Pipe
140	98-9539	1	Pin-Pipe
150	98-9599	1	Plug
160	105-3796	1	Pin-Start Spring
170	98-9675	1	Plug
180	98-9656	1	Bushing-Governor, Gear
190	98-7507	1	Plug
200	98-7428	1	Gasket
210	98-7509	1	O-Ring
220	98-9436	1	Drain Cock ASM
230	98-9416	1	Switch-Oil



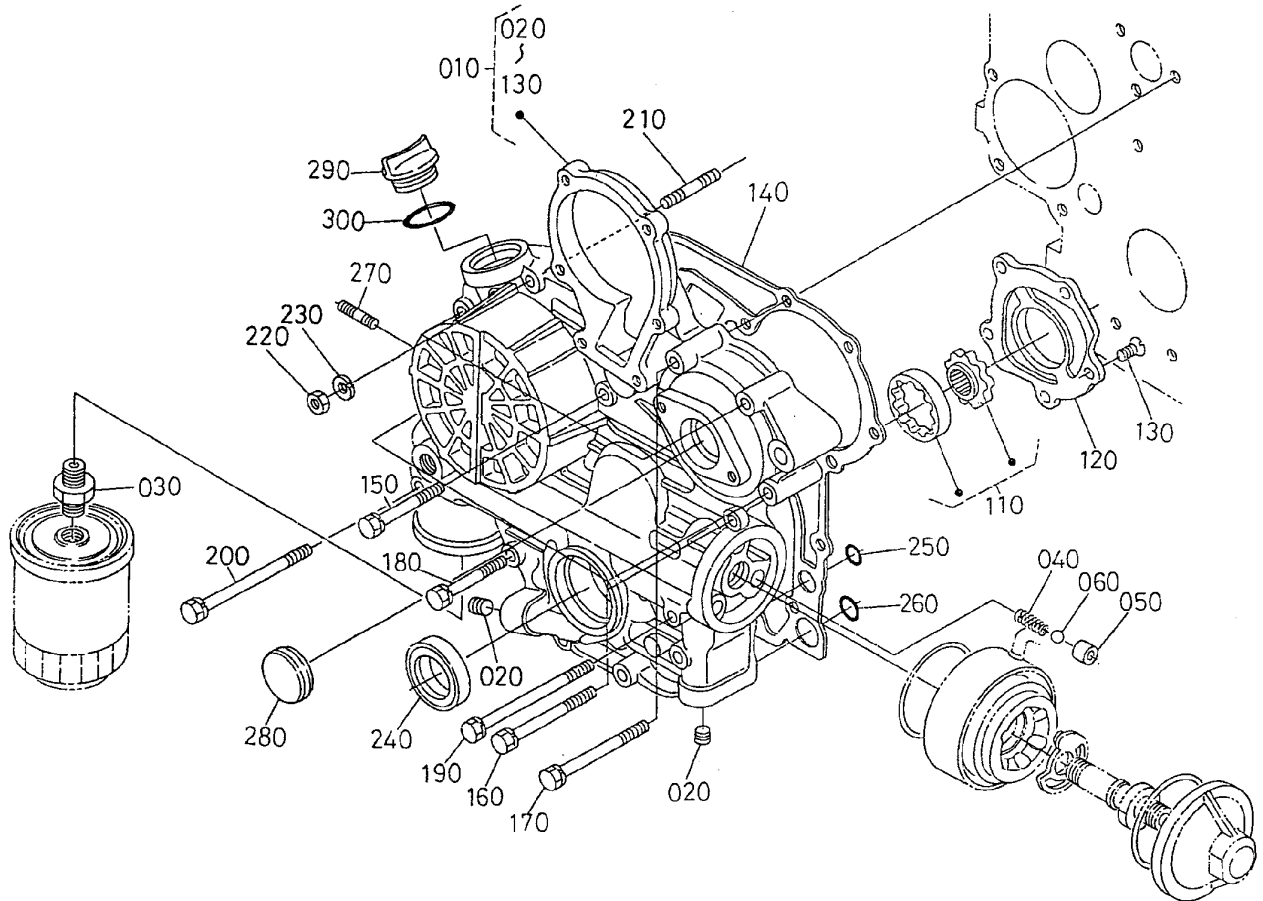
Oil Pan Assembly

Ref	Part No.	Qty.	Description				
10	105-3702	1	Pan-Oil, Complete				
30	98-9350	2	Bolt				
40	105-3703	1	Plug-Drain				
50	98-9399	1	Gasket				
60	98-9386	1	Plug				
70	98-7524	1	Gasket				
80	105-3704	1	Filter-Oil				
90	98-7526	1	Bolt				
100	105-3776	1	O-Ring				



Cylinder Head Assembly

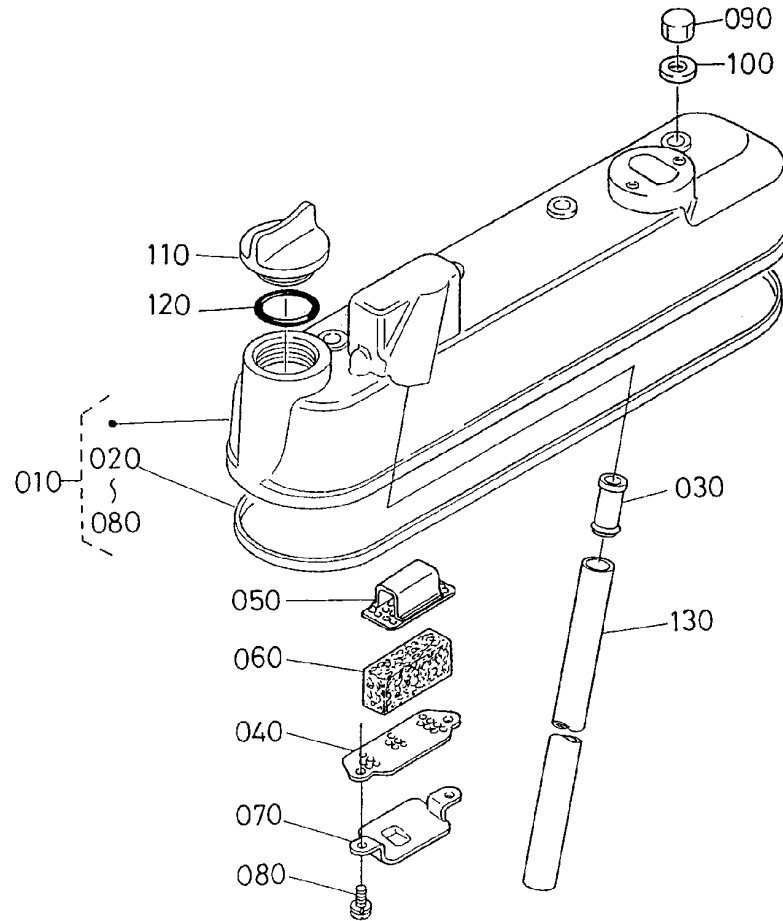
Ref	Part No.	Qty.	Description
10	98-7531	2	Hook-Engine
20	100-9195	2	Bolt
30	105-3775	1	Head-Cylinder, Complete
40	105-3705	1	Cap-Sealing
50	98-7540	2	Plug
60	98-9499	4	Guide-Valve, Inlet
70	98-9500	4	Guide-Valve, Exhaust
80	98-9389	3	Cap-Sealing
90	98-9444	1	Plug
100	98-9479	1	Bolt-Head, Cylinder
110	105-3706	1	Gasket-Head, Cylinder
120	98-7509	1	O-Ring



Gear Case Assembly

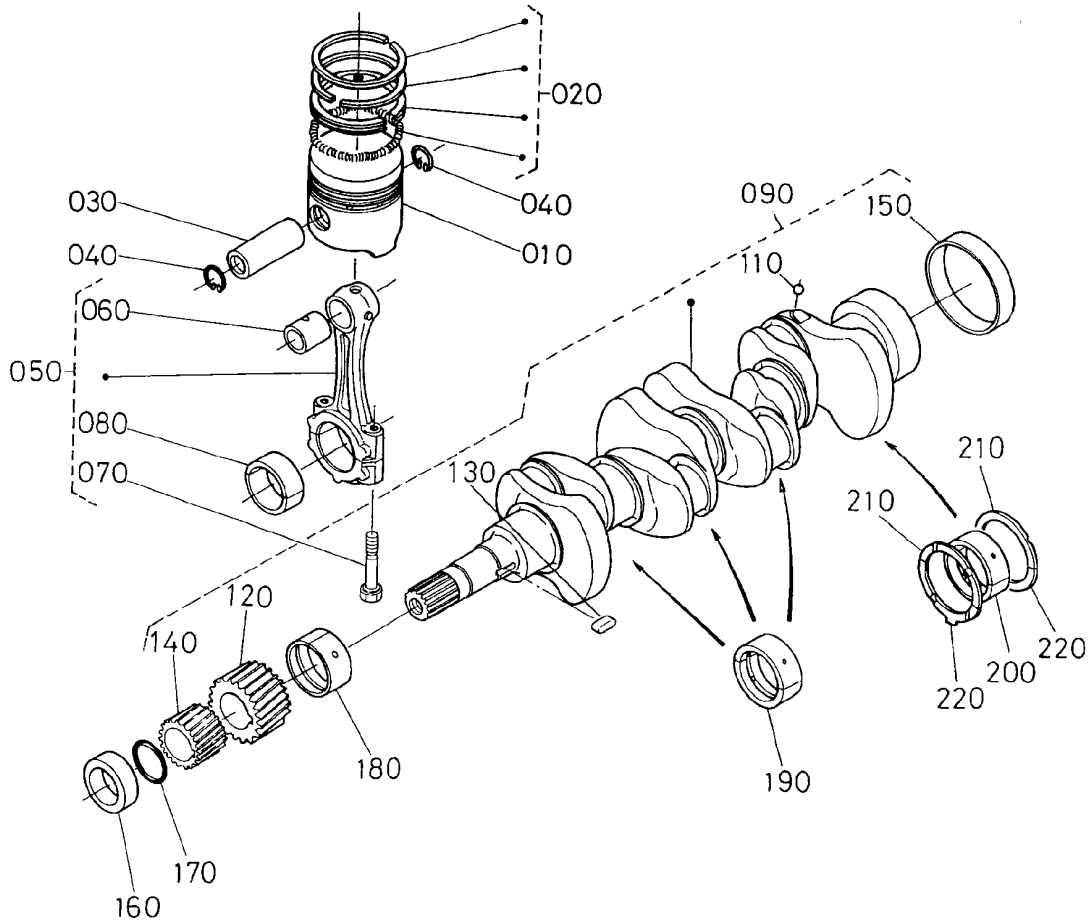
Ref	Part No.	Qty.	Description
10	105-3707	1	Case-Gear, Complete
20	98-9598	5	Plug
30	98-9388	1	Joint-Pipe
40	98-9544	1	Spring
50	98-9543	1	Seat-Valve
60	98-9380	1	Ball
110	98-9540	1	Oil Pump Rotor ASM
120	105-3708	1	Cover-Pump, Oil
130	98-9592	5	Screw
140	98-9633	1	Gasket-Case, Gear
150	98-7496	3	Bolt
160	105-3797	4	Bolt
170	98-9356	2	Bolt
180	98-9437	1	Bolt
190	98-9586	2	Bolt
200	99-3511	1	Bolt
210	105-3709	1	Stud
220	98-7572	1	Nut
230	98-7699	1	Washer-Spring
240	98-9482	1	Seal-Oil
250	98-9372	2	O-Ring
260	105-3777	1	O-Ring
270	105-3710	2	Stud
280	98-9641	1	Cover

Ref	Part No.	Qty.	Description
290	98-9449	1	Plug-Filler, Oil
300	99-3446	1	O-Ring



Head Cover Assembly

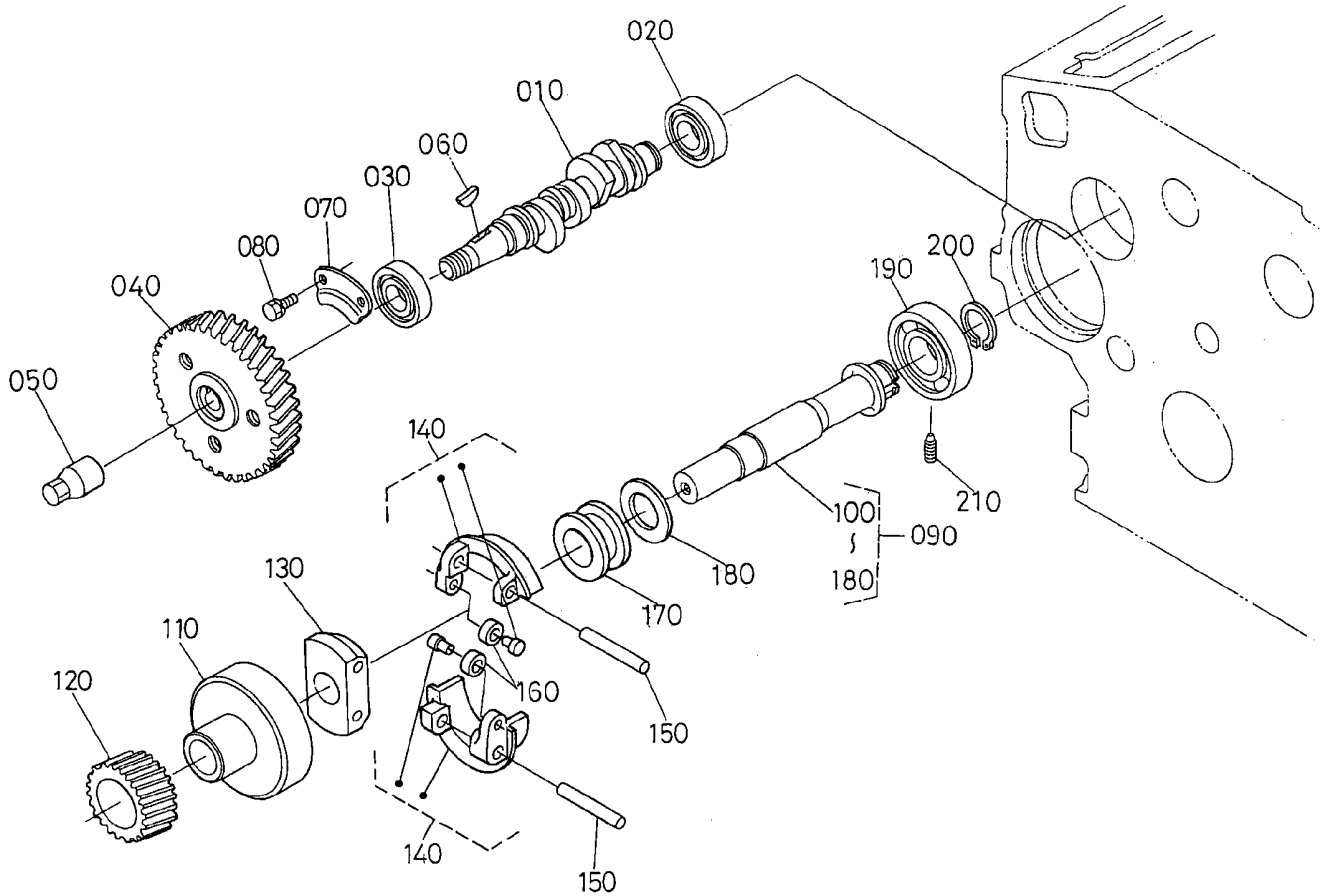
Ref	Part No.	Qty.	Description
10	105-3711	1	Cylinder Head Cover ASM
20	105-3712	1	Gasket-Cover, Head
30	98-9492	1	Joint-Pipe, Breather
40	98-9488	1	Plate-Element, Breather
50	98-9489	1	Plate-Element, Breather
60	98-9493	1	Element-Breather
70	98-9490	1	Shield-Oil, Breather
80	98-7421	2	Screw W/Washer
90	98-9455	4	Nut-Cap
100	98-9454	4	Gasket
110	98-9449	1	Plug-Filler, Oil
120	99-3446	1	O-Ring
130	98-9491	1	Pipe-Breather



Piston and Crankshaft Assembly

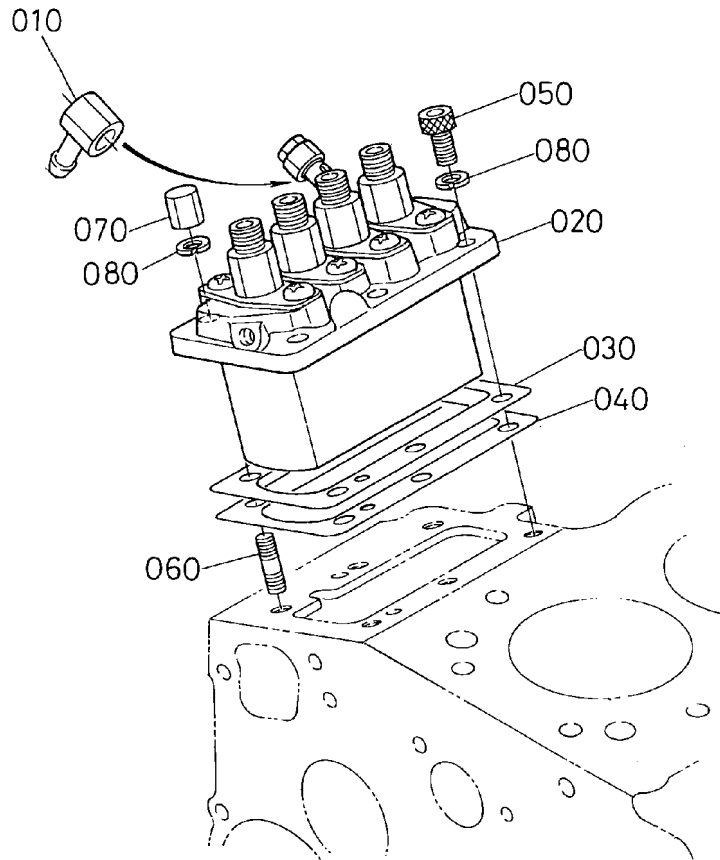
Ref	Part No.	Qty.	Description
10	98-9550	4	Piston (STD)
20	98-9551	4	Piston Ring ASM (STD)
20	98-9619	4	Piston Ring ASM (0.5Mm)
30	98-9513	4	Pin-Piston
40	98-9514	8	Clip-Circular, Piston Pin
50	98-9552	4	Connecting Rod ASM
60	98-9515	4	Bushing-Pin, Piston
70	98-9517	8	Bolt-Rod, Connecting
80	98-9519	4	Bearing-Rod (0.2Mm)
80	98-9520	4	Bearing-Rod (0.4Mm)
80	98-9553	4	Bearing-Rod (STD)
90	105-3718	1	Crankshaft-Complete
110	98-7473	4	Ball
120	98-9532	1	Gear-Crankshaft
130	98-9666	1	Key
140	98-9542	1	Gear-Drive, Oil Pump
150	98-9522	1	Sleeve-Crankshaft
160	98-9521	1	Collar-Crankshaft
170	98-9373	1	O-Ring
180	98-9554	1	*obs* Bearing-Main (STD)
180	98-9528	1	Bearing-Main (0.2Mm)
180	98-9529	1	Bearing-Main (0.4Mm)
190	98-9524	3	Metal-Crankshaft (STD Set)
190	98-9530	3	Bearing-Main (0.2Mm)

Ref	Part No.	Qty.	Description
190	98-9531	3	Bearing-Main (0.4Mm)
200	98-9556	1	Bearing-Main (STD)
200	105-3719	1	Metal-Crankshaft (.2Mm)
200	105-3720	1	Metal-Crankshaft (.4Mm)
210	99-6864	2	Metal-Side (STD)
210	98-9414	2	Bearing-Thrust (0.2Mm)
210	98-9415	2	Bearing-Thrust (0.4Mm)
220	99-6867	2	Metal-Side (STD)
220	99-6868	2	Metal-Side, O/S (0.2Mm)
220	99-6869	2	Metal-Side, O/S (0.4Mm)



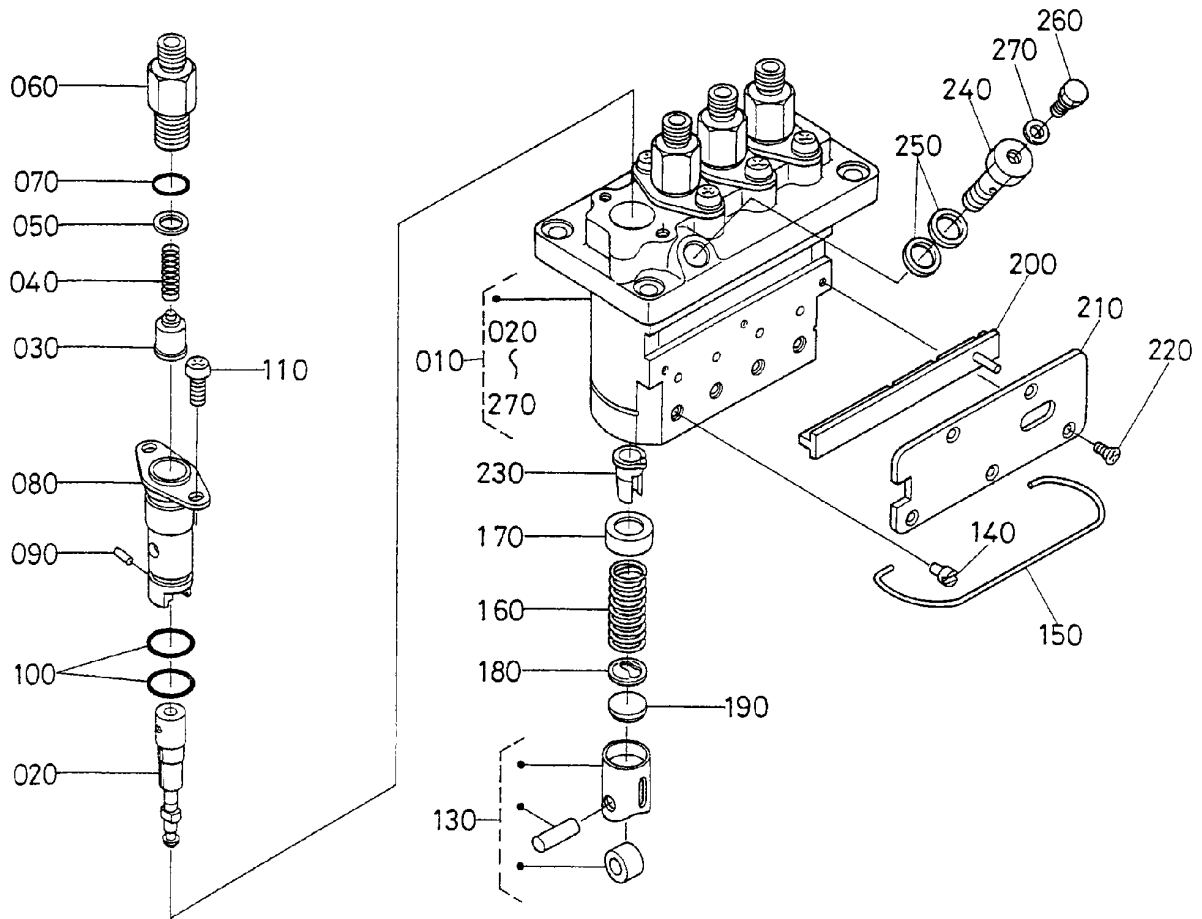
Fuel Camshaft and Governor Shaft Assembly

Ref	Part No.	Qty.	Description
10	105-3723	1	Camshaft-Fuel
20	98-9382	1	Bearing-Ball
30	98-9383	1	Bearing-Ball
40	98-9669	1	Gear-Pump, Injection
50	98-9590	1	Nut-Cap
60	98-9595	1	Key-Woodruff
70	98-9511	1	Stopper-Fuel, Camshaft
80	98-9350	2	Bolt
90	105-3724	1	Governor Shaft ASM
100	105-3725	1	Shaft, Governor
110	98-9562	1	Holder-Gear, Governor
120	98-9673	1	Gear-Governor
130	98-9561	1	Holder-Weight, Governor
140	98-9559	2	Governor Weight ASM
150	98-9560	2	Shaft-Weight, Governor
160	98-9692	2	Roller
170	98-9563	1	Sleeve-Governor
180	98-9564	1	Washer-Thrust
190	98-9381	1	Bearing-Ball
200	98-9657	1	Clip-Circular, Governor Shaft
210	98-9565	1	Screw-Set



Injection Pump Assembly

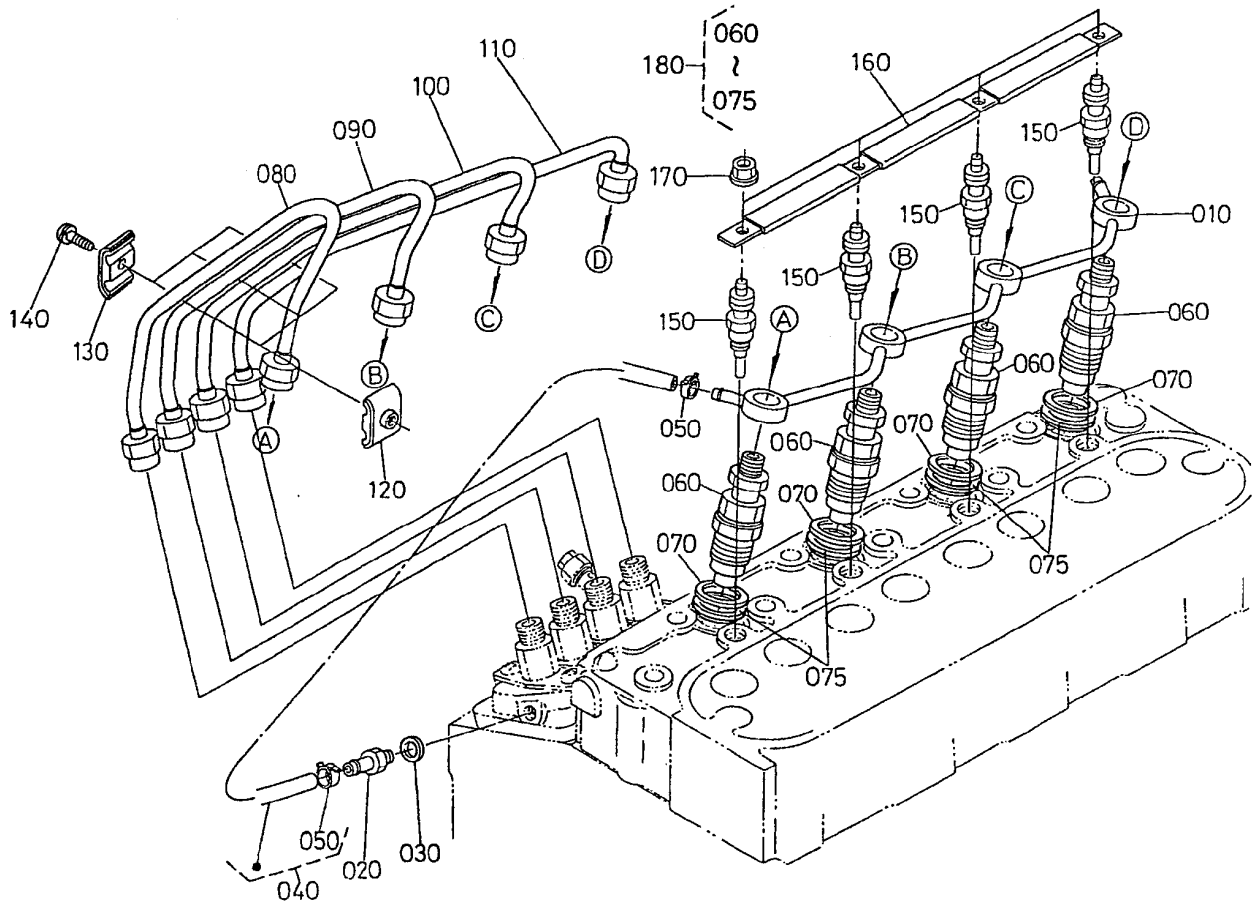
Ref	Part No.	Qty.	Description				
10	98-9596	1	Joint-Eye				
20	105-3727	1	Injection Pump ASM				
30	105-3728	1	Shim-Pump, Injection (.20Mm)				
30	105-3729	1	Shim-Pump, Injection (.25Mm)				
40	105-3730	1	Shim-Pump, Injection (.30Mm)				
50	98-9361	3	Bolt-HSH				
60	98-9438	3	Stud				
70	98-9440	3	Nut-Cap				
80	98-7699	6	Washer-Spring				



Injection Pump Component Assembly

Ref	Part No.	Qty.	Description
10	105-3727	1	Injection Pump ASM
20	98-9462	4	Element-Pump
30	98-9421	4	Valve-Delivery
40	98-9424	4	Spring-Valve, Delivery
50	98-9425	4	Gasket-Valve, Delivery
60	98-9652	4	Holder-Valve, Delivery
70	98-9447	4	O-Ring
80	98-9434	4	Flange-Sleeve
90	98-9443	4	Pin-Joint
100	98-9423	8	O-Ring
110	105-2892	8	Screw
130	98-9422	4	Tappet ASM
140	98-9426	4	Pin-Guide, Tappet
150	105-3732	1	Pin-Clamp
160	98-9428	4	Spring-Plunger
170	98-9427	4	Seat-Spring, Upper
180	98-9429	4	Seat-Spring, Lower
190	98-9433	4	Shim
200	105-3733	1	Rack-Control
210	105-3734	1	Plate
220	98-9442	5	Screw
230	98-9432	4	Sleeve-Control
240	98-9464	1	Bolt-Joint
250	98-9445	2	Gasket

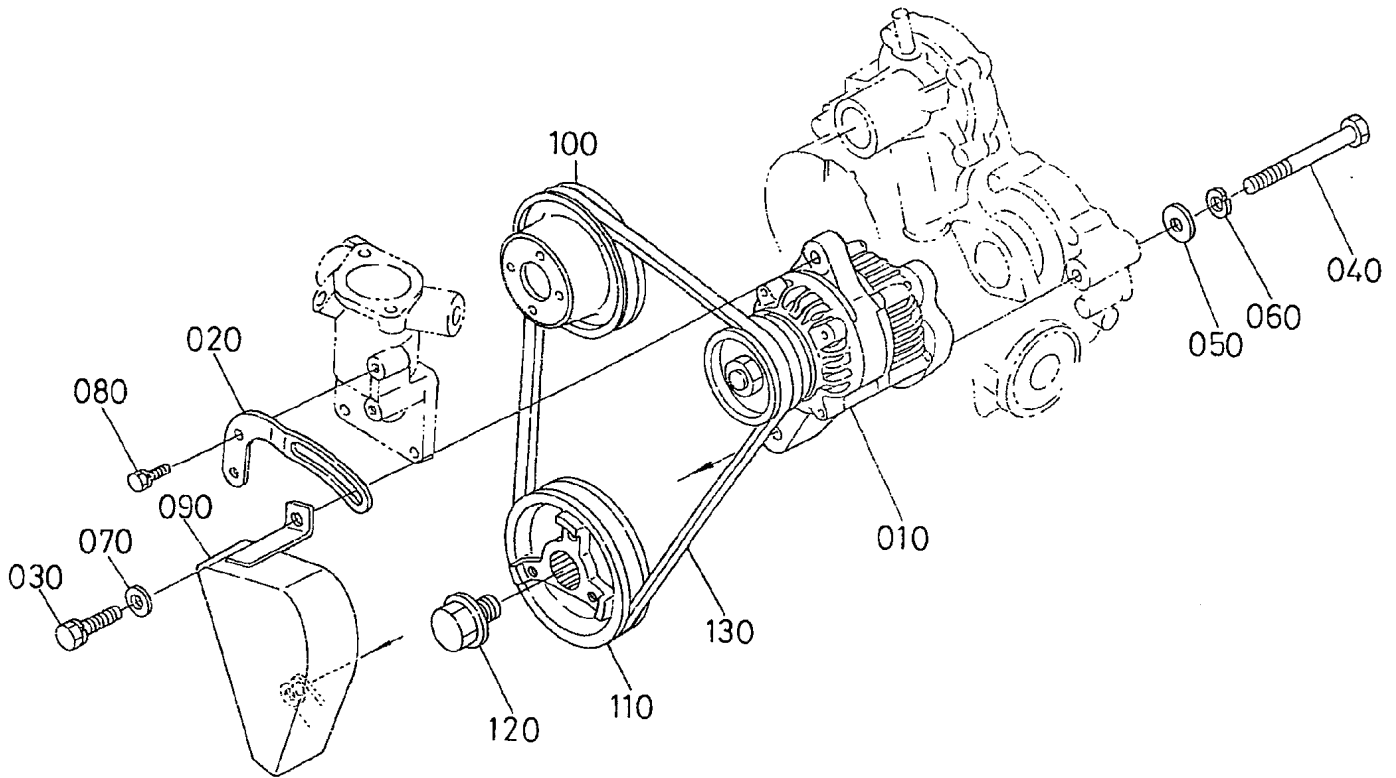
Ref	Part No.	Qty.	Description
260	98-9430	1	Screw
270	98-9446	1	Gasket



Nozzle Holder and Glow Plug Assembly

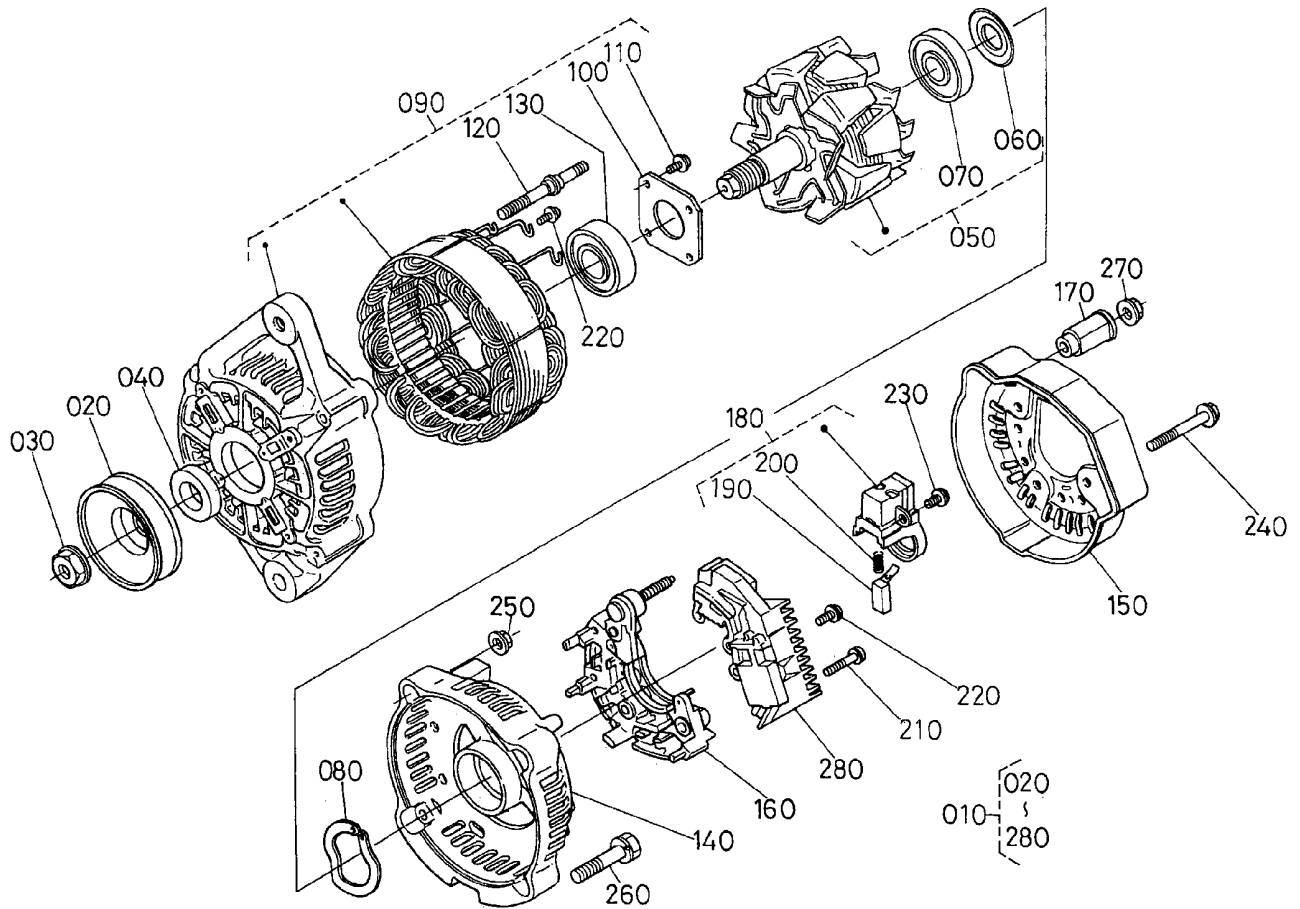
Ref	Part No.	Qty.	Description
10	105-3737	1	Over Flow Pipe ASM
20	98-9431	1	Screw-Bleeder
30	98-7654	1	Gasket
40	98-9420	1	Over Flow Pipe ASM
50	98-7671	2	Clip-Pipe
60	98-9468	4	Nozzle Holder ASM
70	98-7676	4	Gasket
75	98-7677	4	Seal
80	98-9622	1	Pipe-Injection
90	98-9654	1	Pipe-Injection
100	98-9655	1	Pipe-Injection
110	105-3738	1	Pipe-Injection
120	98-7682	3	Clamp-Pipe
130	98-7683	3	Clamp-Pipe
140	98-9364	3	Screw (W/Washer)
150	98-9623	4	Plug-Glow
160	105-3739	1	Cord-Plug, Glow
170	99-8377	4	Nut-Flange
180	105-3740	4	Nozzle Holder Kit

--	--	--	--



Alternator and Pulley Assembly

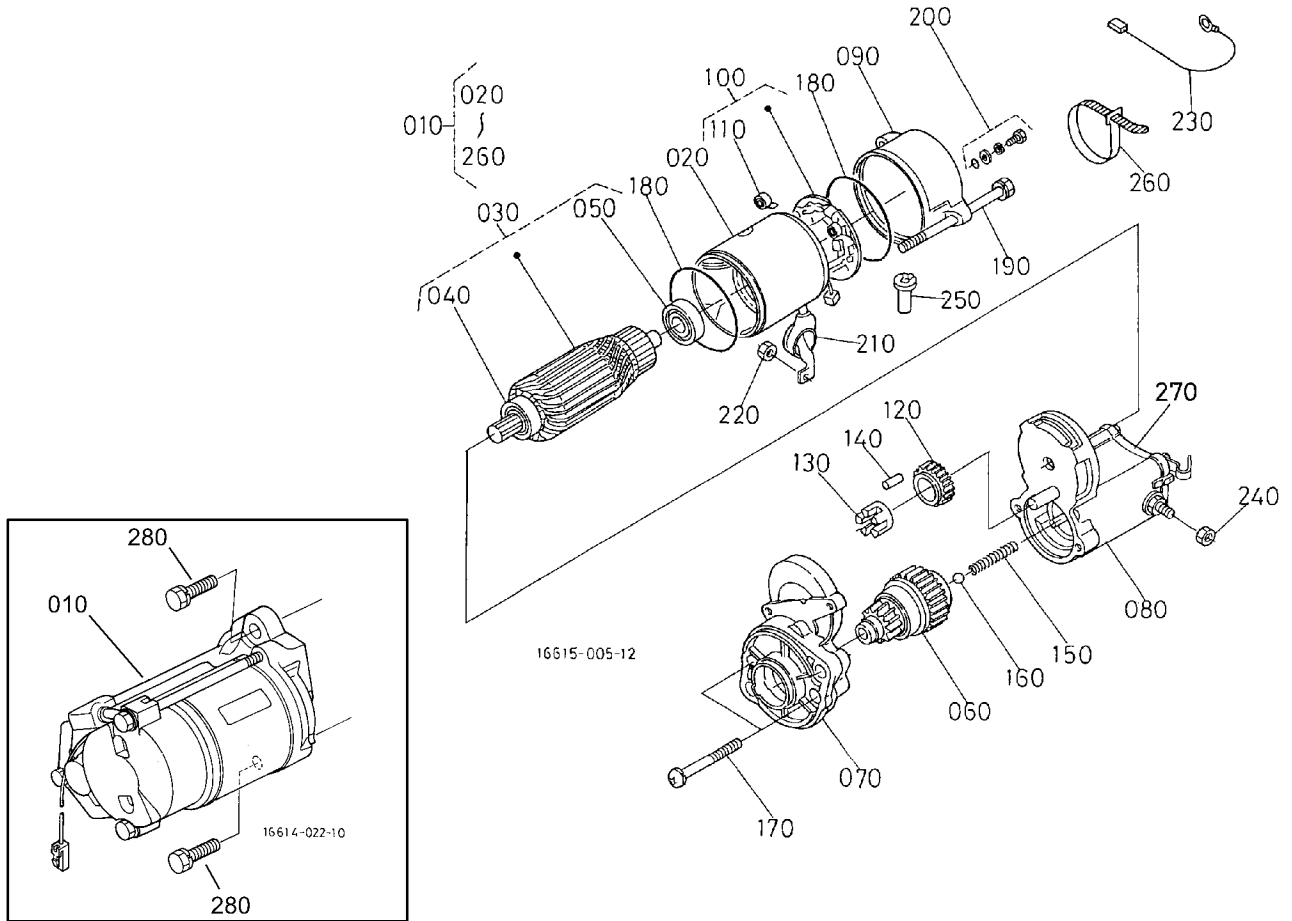
Ref	Part No.	Qty.	Description
10	98-9474	1	Alternator ASM
20	98-9573	1	Stay-Dynamo
30	98-7697	1	Bolt
40	98-9360	1	Bolt
50	33095-00	1	Washer-Flat
60	98-7738	1	Washer-Spring
70	100-9233	1	Washer-Plain
80	98-7692	1	Bolt
90	105-3744	1	Cover-Belt
100	98-9584	1	Pulley-Fan
110	105-3745	1	Pulley-Drive, Fan
120	98-9585	1	Bolt
130	98-9676	1	V-Belt



Alternator Component Assembly

Ref	Part No.	Qty.	Description
10	98-9474	1	Alternator ASM
20	98-9453	1	Pulley-Dynamo
30	98-7708	1	Nut
40	98-7709	1	Collar
50	98-7710	1	Rotor
60	98-7711	1	Cover-Bearing
70	98-7712	1	Bearing-Ball
80	98-7713	1	Washer-Thrust
90	98-7714	1	Frame-End, Drive
100	98-7715	1	Plate-Retainer
110	98-7716	4	Screw-Head, Round
120	98-7717	2	Bolt-Through
130	98-7718	1	Bearing-Ball
140	98-7719	1	Frame-End
150	98-7720	1	Cover-End
160	98-7721	1	Rectifier ASM
170	98-7722	1	Bushing-Insulation
180	98-7723	1	Holder-Brush
190	98-7724	2	Brush
200	98-7725	2	Spring-Brush
210	98-7726	2	Screw-Head, Round
220	98-7727	6	Screw-Head, Round
230	98-7728	1	Screw-Head, Round
240	98-7729	3	Bolt

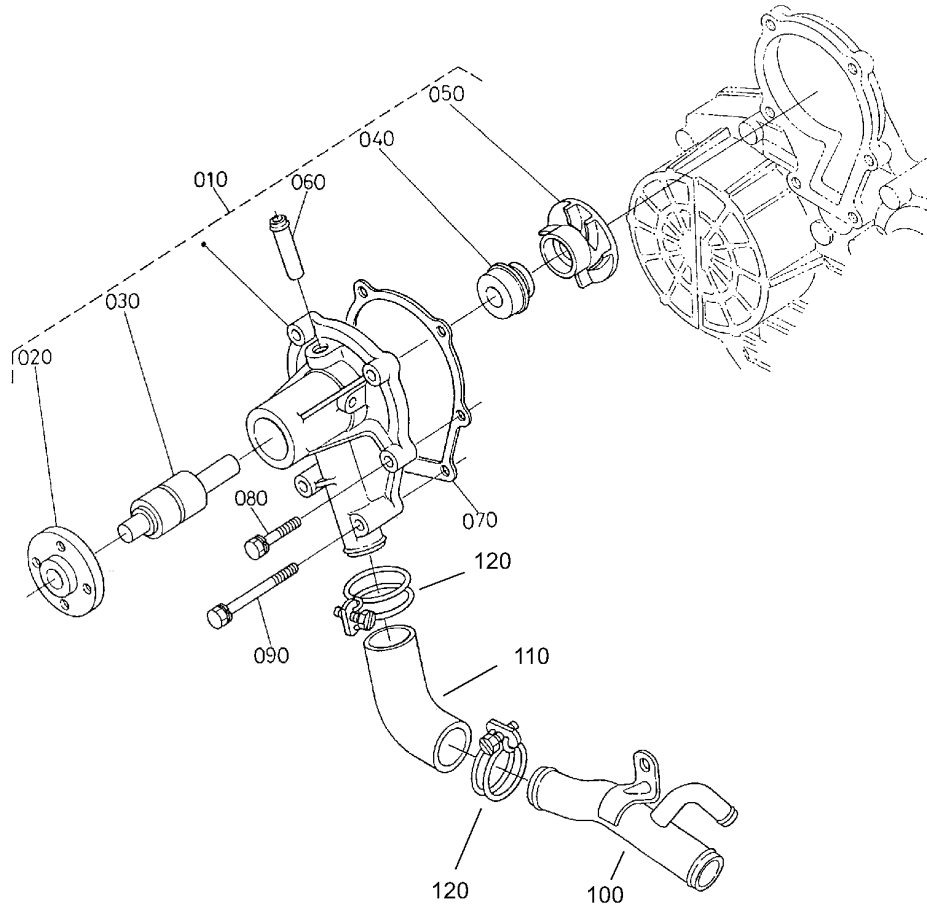
Ref	Part No.	Qty.	Description
250	98-7730	2	Nut
260	98-7731	2	Bolt
270	98-7732	1	Nut
280	98-7733	1	Regulator ASM



Starter Assembly

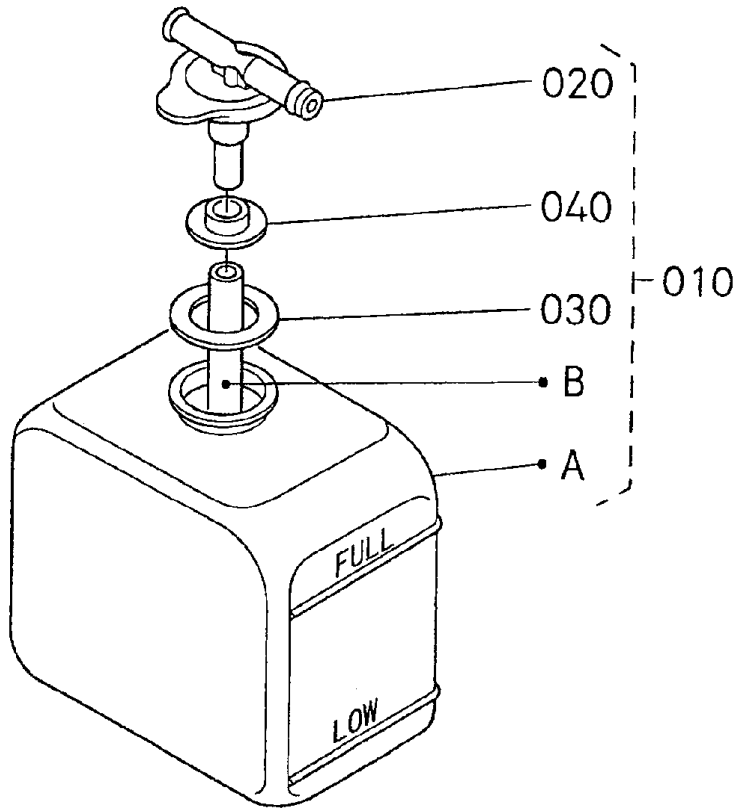
Ref	Part No.	Qty.	Description
10	98-9705	1	Starter ASM
20	104-8608	1	Yoke ASM
30	98-7742	1	Armature ASM
40	98-7744	1	Bearing
50	98-7743	1	Bearing
60	99-8373	1	Clutch-Running, Over
70	99-8374	1	Frame-End, Drive
80	105-3746	1	Magnetic Switch ASM
90	98-7748	1	Frame-End
100	98-7749	1	Brush Holder ASM
110	98-7750	4	Spring-Brush
120	98-7751	1	Gear
130	98-7752	1	Retainer
140	98-7753	5	**obs** Roller
150	98-7754	1	Spring
160	98-7755	1	Ball
170	98-7756	2	Bolt
180	98-7757	2	O-Ring
190	100-9240	2	Bolt
200	98-7758	2	Bolt ASM
210	99-8375	1	Cover
220	99-8371	1	Nut-Hex
230	98-9711	1	Cord-Solenoid, Stop
240	99-8376	1	Nut-Hex

Ref	Part No.	Qty.	Description
250	98-7759	1	Pipe-Drain
260	98-9712	1	Band-Cover
270	105-2886	1	Cover ASM
280	98-7697	2	Bolt



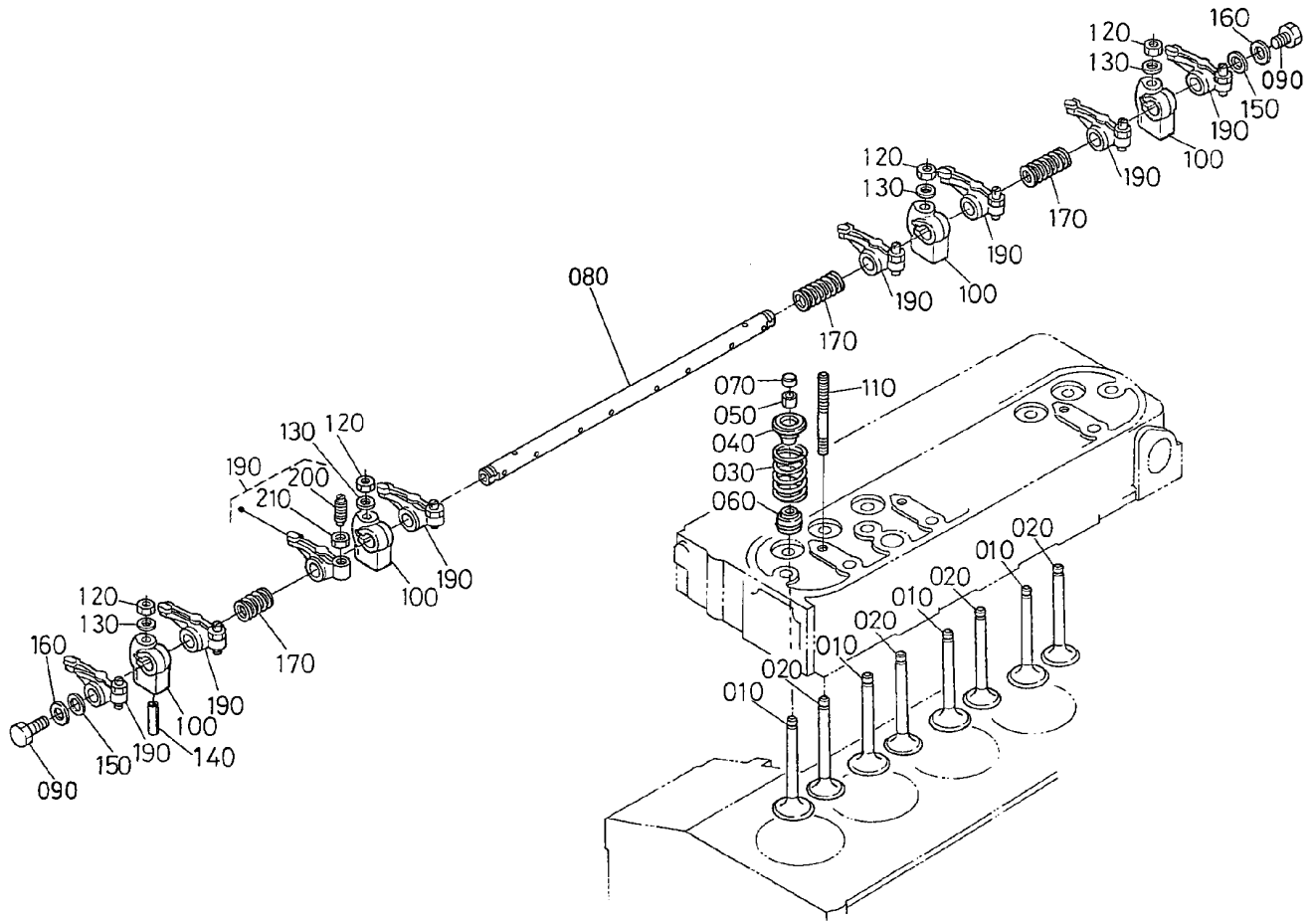
Water Pump Assembly

Ref	Part No.	Qty.	Description	
10	105-3749	1	Water Pump ASM	
20	99-3516	1	Flange-Pump, Water	
30	99-3517	1	Bearing-Pump, Water	
40	105-3750	1	Mechanical Seal ASM	
50	99-3519	1	Impeller-Pump, Water	
60	105-3751	1	Pipe-Return, Water	
70	99-3454	1	Gasket-Pump, Water	
80	98-9353	4	Bolt	
90	98-9357	2	Bolt	
100	105-3752	1	Pipe-Water	
110	98-9574	1	Pipe-Water	
120	98-9717	2	Clamp	



Reserve Tank Assembly

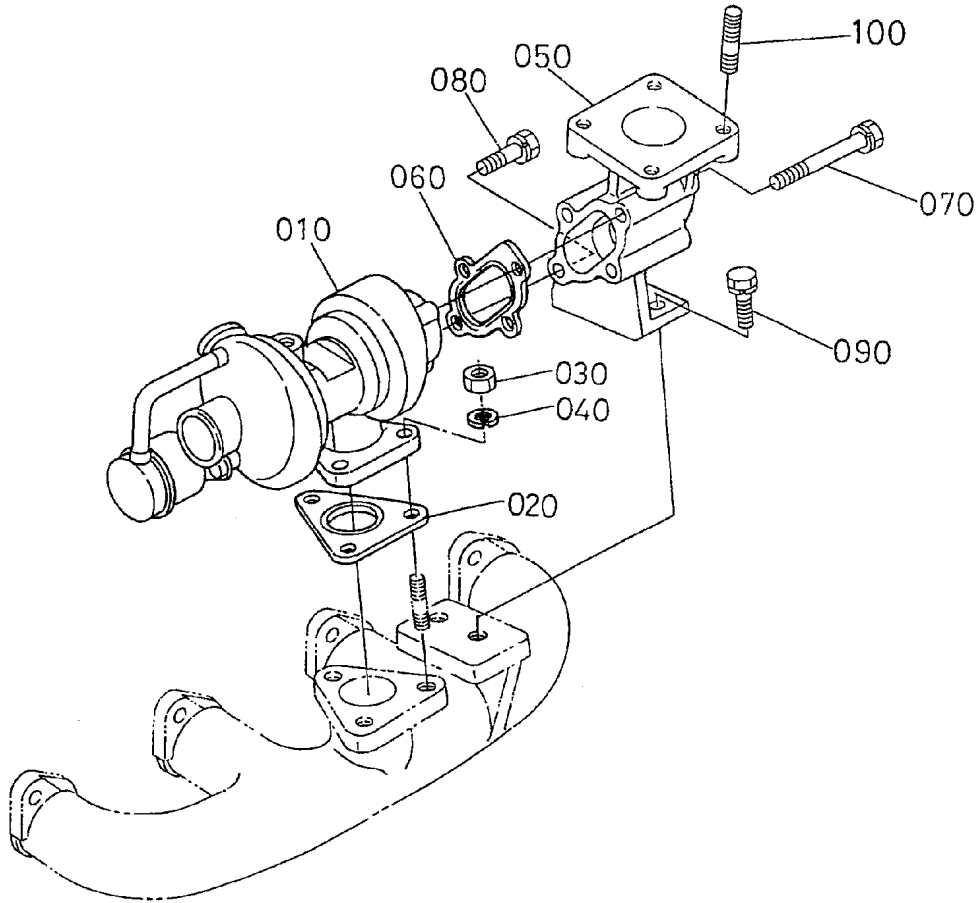
Ref	Part No.	Qty.	Description
10	105-3753	1	Reserve Tank ASM
20	105-3754	1	Cap
30	105-3755	1	Gasket
40	105-3756	1	Plate



Valve and Rocker Arm Assembly

Ref	Part No.	Qty.	Description
10	98-9494	4	Valve-Inlet
20	98-9625	4	Valve-Exhaust
30	98-9626	8	Spring-Valve
40	98-9498	8	Retainer-Valve
50	98-9390	8	Collet-Set, Valve Spring
60	99-8385	8	Seat-Stem, Valve
70	98-9497	8	Cap-Valve
80	105-3757	1	Shaft-Arm, Rocker
90	100-9265	2	Bolt
100	98-9505	4	Bracket-Arm, Rocker
110	98-9506	4	Stud
120	98-9393	4	Nut
130	98-9385	4	Washer-Flat
140	105-3758	2	Pin-Spring
150	98-9507	2	Washer-Shaft, R-Arm
160	3256-1	2	Washer-Flat
170	98-9504	3	Spring-Arm, Rocker
190	98-9501	8	Rocker Arm ASM
200	98-9502	8	Screw-Adjusting
210	98-9503	8	Nut

--	--	--	--



Turbo Charger Assembly

Ref	Part No.	Qty.	Description
10	105-3766	1	Turbo Charger ASM
20	105-3767	1	Gasket
30	100-1559	3	Nut-Manifold, Exhaust
40	105-2893	3	Washer-Spring
50	99-8335	1	Flange-Muffler
60	105-3768	1	Gasket
70	105-2894	3	Bolt
80	105-2895	1	Bolt
90	98-7610	2	Bolt
100	98-7769	4	Stud

NOTES

NOTES

