



Reelmaster® 6700-D 4 Wheel Drive

Model No. 03808 - 250000001 and up.

Parts Catalog

Ordering Replacement Parts

To order replacement parts, please supply the part number, the quantity, and the description of each part desired.

Understanding Reference Numbers

Each identified part in an illustration has a reference number. The reference number for a part also appears in the parts list, along with other information about the part.

This catalog uses two special reference number formats, one to indicate parts in a service assembly and another to indicate the quantity of a given part in an illustration.

Service Assembly Reference Numbers

Parts in service assemblies have reference numbers in the form a:b. The a represents the reference number of the entire service assembly and the b represents a sequential number unique to each part within the service assembly.

For example, a wheel assembly might be identified by reference number 6, the tire by 6:1, the valve by 6:2, and the wheel by 6:3. When you order the assembly identified by reference number 6, you receive all parts identified by reference numbers 6:1, 6:2, and 6:3. However, you may also order any part individually. Reference numbers of this type appear in illustrations and in part lists.

Reference Numbers Indicating Quantity

In an illustration, if a reference number indicates more than one part, the reference number has the form nX y. The n represents the quantity of the part, the X is the multiplication symbol, and the y represents the reference number.

For example, in an illustration, the reference number 2X 37 means that two of the parts identified by reference number 37 are indicated.

Contents

Description	Page	Description	Page
Frame and Body Assembly 4	Reel Motor Assembly 58
Front Frame Decal Assembly No. 108-4407 5	Rear No. 6 and No. 7 Lift Arm Assembly 59
Tool Box Assembly 6	Lift Cylinder Assembly No. 93-2631 61
Control Console Assembly 7	Rear No. 2 and No. 3 Tipper Support Assembly 62
Control Console and Battery Assembly 8	Roll-Over Protection System Assembly 63
Hydraulic Filter and Reservoir Assembly 9	Bevel Pinion Shaft Assembly Rear Axle Assembly No. 100-3784 64
Fuel Tank Assembly 10	Differential Assembly Rear Axle Assembly No. 100-3784 65
Traction Pedal Assembly 11	Axle Support Assembly Rear Axle Assembly No. 100-3784 66
Brake Pedal Assembly 12	Bevel Gear Case Assembly Rear Axle Assembly No. 100-3784 67
Seat and Suspension Assembly 13	Bevel Gear Shaft Assembly Rear Axle Assembly No. 100-3784 68
Seat Suspension Assembly No. 76-1970 14	Axle Case Assembly Rear Axle Assembly No. 100-3784 69
Suspension Assembly No. 106-8085 15	Axle Assembly Rear Axle Assembly No. 100- 3784 70
Seat Frame and Throttle Assembly 16	Crankcase Assembly 71
Steering Wheel Assembly 17	Oil Pan Assembly 72
Steering Control Assembly No. 114-5075 18	Cylinder Head Assembly 73
Steering Tower Assembly 19	Gear Case Assembly 74
Front Hydraulic Drive Assembly 20	Head Cover Assembly 75
Front Axle and Brake Assembly 21	Dipstick and Guide Assembly 76
Planetary Assembly No. 105-4500-03 22	Main Bearing Case Assembly 77
Brake Assembly No. 100-3070-03 23	Camshaft and Idle Gear Shaft Assembly 78
Hydraulic Motor Assembly No. 92-7385 24	Piston and Crankshaft Assembly 79
Brake Assembly No. 100-3069-03 25	Flywheel Assembly 80
Hydraulic Motor Assembly No. 93-7476 26	Fuel Camshaft and Governor Shaft Assembly 81
Hydraulic Pump Installation Assembly 27	Idle Apparatus, Stop Solenoid and Cover Assembly 82
Gear Pump Assembly No. 105-3317 28	Injection Pump Assembly 83
Piston Pump Assembly No. 110-0006 29	Speed Control Plate Assembly 84
Control Assembly No. 108-1503 30	Nozzle Holder and Glow Plug Assembly 85
Radiator Support and Shroud Assembly 31	Nozzle Holder Component Assembly 86
Radiator and Screen Assembly 32	Fork Lever (Governor) Assembly 87
Engine Installation Assembly 33	Alternator and Pulley Assembly 88
Hydraulic Filter, Filter Pump, Fuel Filter and Air Cleaner Assembly 35	Alternator Component Assembly 89
Air Filter Assembly No. 100-2597 37	Starter Assembly 90
Water / Fuel Filter Assembly No. 98-9305 38	Water Flange and Thermostat Assembly 91
Rear Hydraulic Assembly 39	Water Pump Assembly 92
Four Wheel Drive Axle Assembly 40	Reserve Tank Assembly 93
Hydraulic Motor Assembly No. 92-7386 41	Valve and Rocker Arm Assembly 94
Hydraulic Cylinder Assembly No. 98-3806 42	Inlet / Exhaust Manifold Assembly 95
Rear Hydraulic Control Block Assembly 43	Turbo Charger Assembly 96
Hydraulic Manifold Mow Block Assembly 44	Oil Pipe (Turbo Charger) Assembly 97
Hydraulic Motor Assembly No. 108-1447 45	Oil Cooler Assembly 98
Hydraulic Manifold Assembly No. 105-0105 46	Miscellaneous Engine Parts 99
Four Wheel Drive Valve Assembly No. 76-9970 47	Gauge Bar and Backlapping Brush Assembly 100
Front Hydraulic Lift Block Assembly 48	Attachments and Accessories List 101
Lift Block Manifold Assembly No. 105-7908 49		
Front No. 1 Lift Arm Assembly 50		
Lift Cylinder Assembly No. 93-2650 51		
Front No. 4 and No. 5 Lift Arm Assembly 52		
Hydraulic Cylinder Assembly No. 99-6986 54		
Rear No. 2 and No. 3 Lift Arm Assembly 55		
Hydraulic Cylinder Assembly No. 99-2550 57		

Part Description Abbreviations

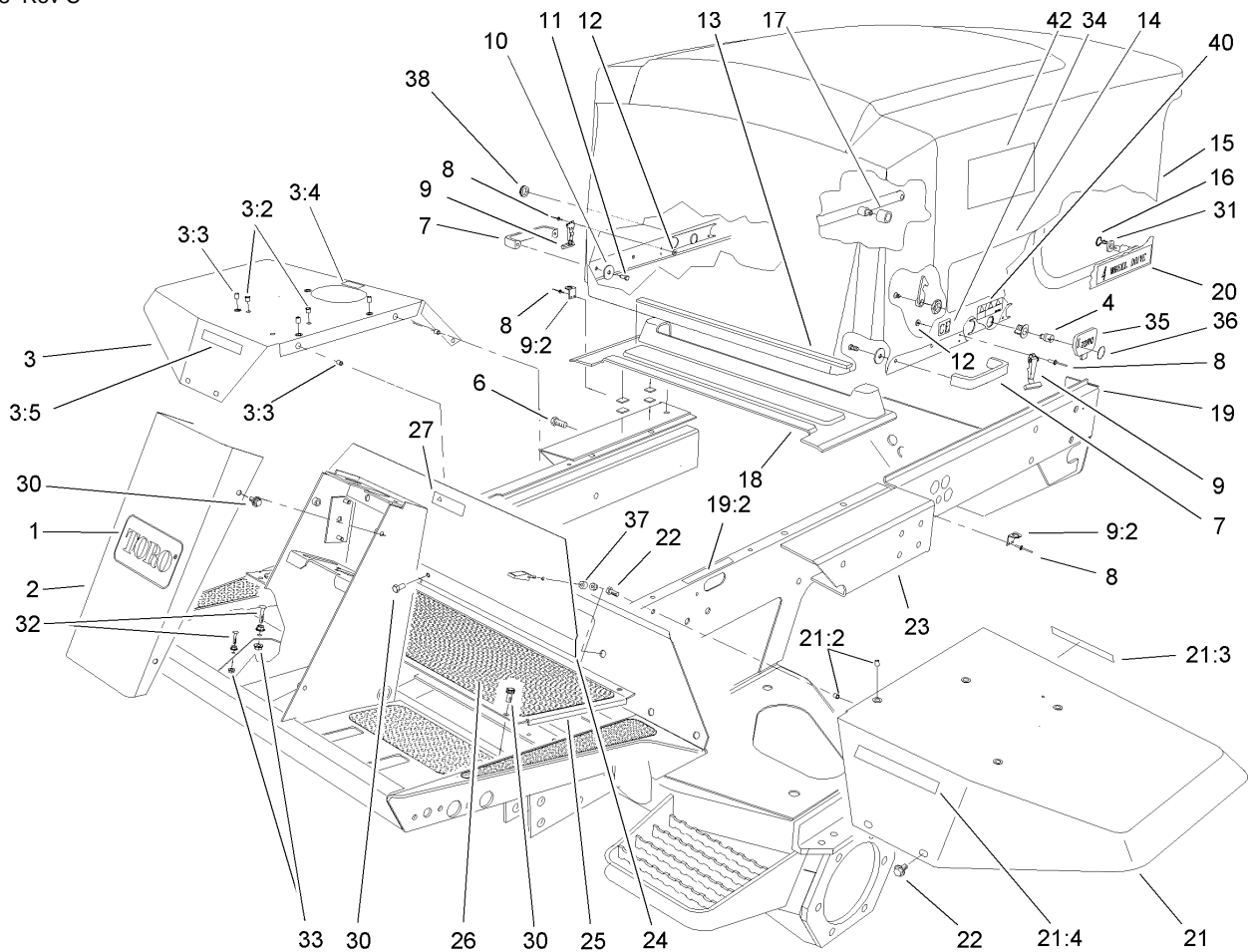
Part descriptions in this catalog may include the following abbreviations.

AR.	as required	HYD.	hydraulic
ASM.	assembly	LH.	left hand
BBC.	blade brake clutch	NI.	nylon insert
CARR.	carriage	NPTF.	national pipe thread fine
DEG.	degrees	PFH.	phillips flat head
EXT.	external	PPH.	phillips pan head
FH.	flat head	PPHTF.	phillips pan head thread forming
GA.	gauge	PRH.	phillips round head
HD.	heavy-duty	PTH.	phillips truss head
HF.	hex flange	PTO.	power-take-off
HH.	hex head	RH.	right hand
HHF.	hex head flange	ROPS.	roll-over protection system
HHFTF.	hex head flange thread forming	SFH.	slotted fillister head
HJ.	hex jam	SHH.	slotted hex head
HLH.	hex lag head	SHWH.	slotted hex washer head
HOC.	height-of-cut	SPH.	slotted pan head
HSBH.	hex socket button head	SQH.	square head
HSFH.	hex socket flat head	SRH.	slotted round head
HSH.	hex socket head	STD.	standard
HWH.	hex washer head	TAP.	self tapping
HWHTF.	hex washer head thread forming	TTH.	torx truss head

Footnotes

❶ Not illustrated

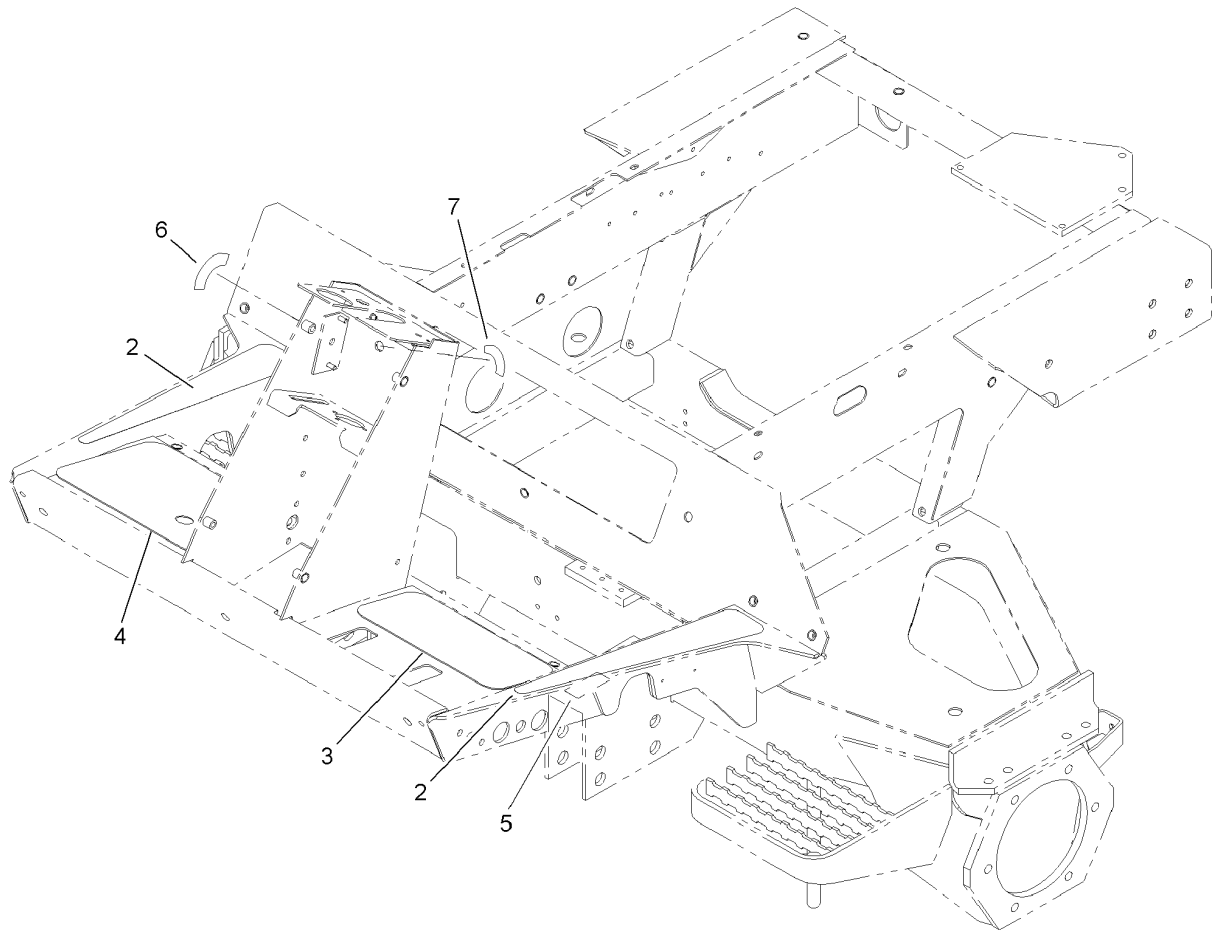
❷ Not serviced separately



Frame and Body Assembly

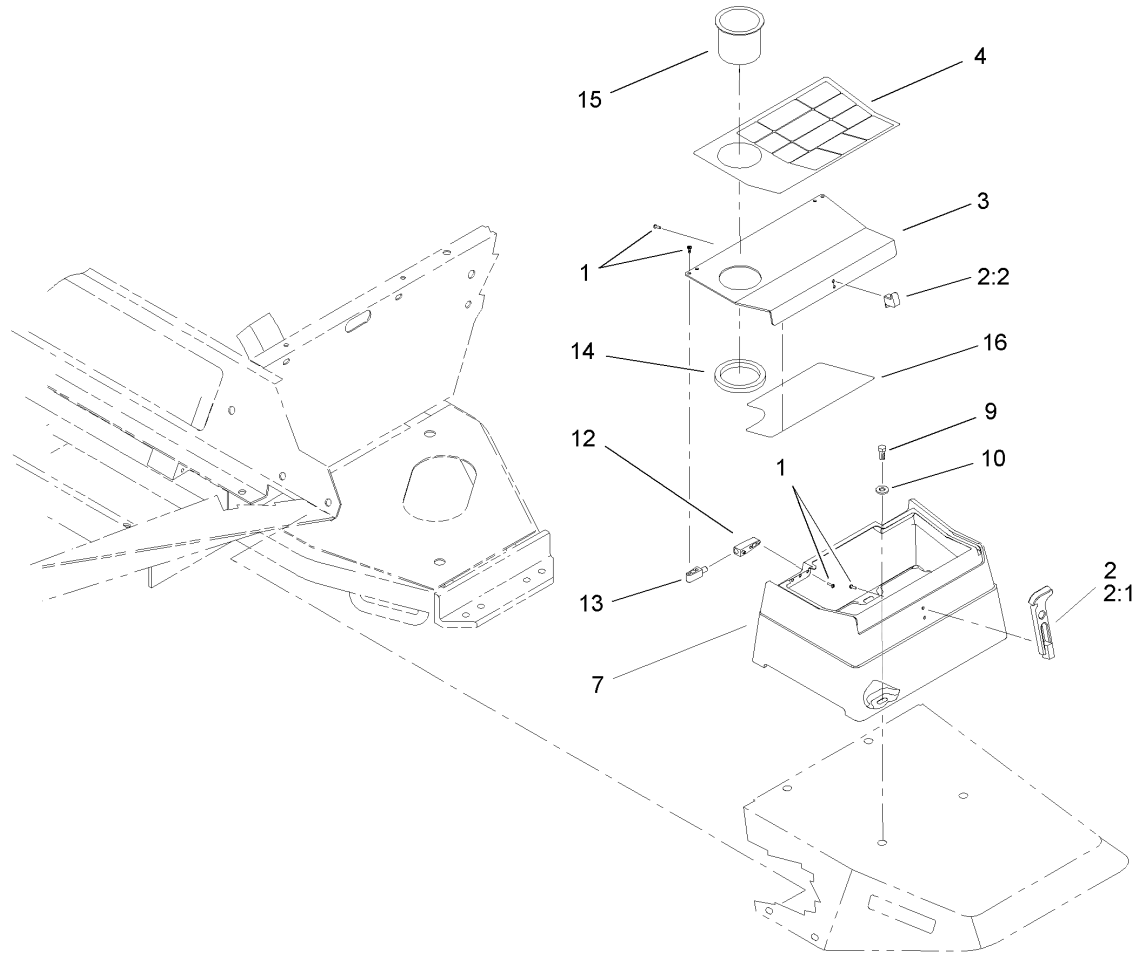
Ref	Part No.	Qty.	Description
1	62-5550	1	Decal
2	93-7996-01	1	Cover-Tower
3	106-5950	1	RH Fender ASM
3:2	32148-6	2	Insert-Nut
3:3	32148-7	5	Nut-Insert
3:4	93-6686	1	Decal-Oil, HYD
3:5	93-6689	1	Decal-No Riders
4	105-3301	1	Latch ASM
6	3234-38	12	Screw-HHF
7	65-5100	2	Handle-Door
8	3269-8	8	Rivet-Blind
9	59-9740	2	Flex Draw Latch ASM
9:2	249-40	1	Keeper
10	3256-78	4	Washer-Flat
11	46-8091	4	Screw-HWH
12	3269-10	4	Washer-Back
13	92-7633	1	Bumper-Hood
14	106-7065	2	Decal
15	105-0130	1	Hood
16	3290-467	2	Pin-Hair
17	93-7582	1	Hose
18	108-4409	1	Pump Cover ASM
19	108-4405	1	Rear Frame ASM
19:2	93-1265	1	Decal-Surface, Hot

Ref	Part No.	Qty.	Description
20	72-3560	2	Decal
21	106-5951	1	LH Fender ASM
21:2	32148-7	6	Nut-Insert
21:3	93-6680	1	Decal-Diesel
21:4	93-6689	1	Decal-No Riders
22	3234-14	10	Screw-HHF
23	108-4407	1	Front Frame ASM
24	75-1390-01	1	Cover-Access, Front
25	75-1410-01	1	Plate-Access, Floor
26	75-0630	1	Tread-Foot, Center
27	93-9425	1	Decal-Danger
30	3234-7	9	Screw-HHF
31	66-6480	2	Washer
32	17-9420	2	Screw-Handle
33	32128-20	4	Nut-HF
34	93-7252	1	Decal
35	99-8970	1	Key-Latch, Hood
36	98-9321	1	Ring-Key
37	74-5950	2	Latch-Swell
38	104-1453	1	Grommet
40	106-6754	1	Decal-Danger
42	66-6140	2	Decal



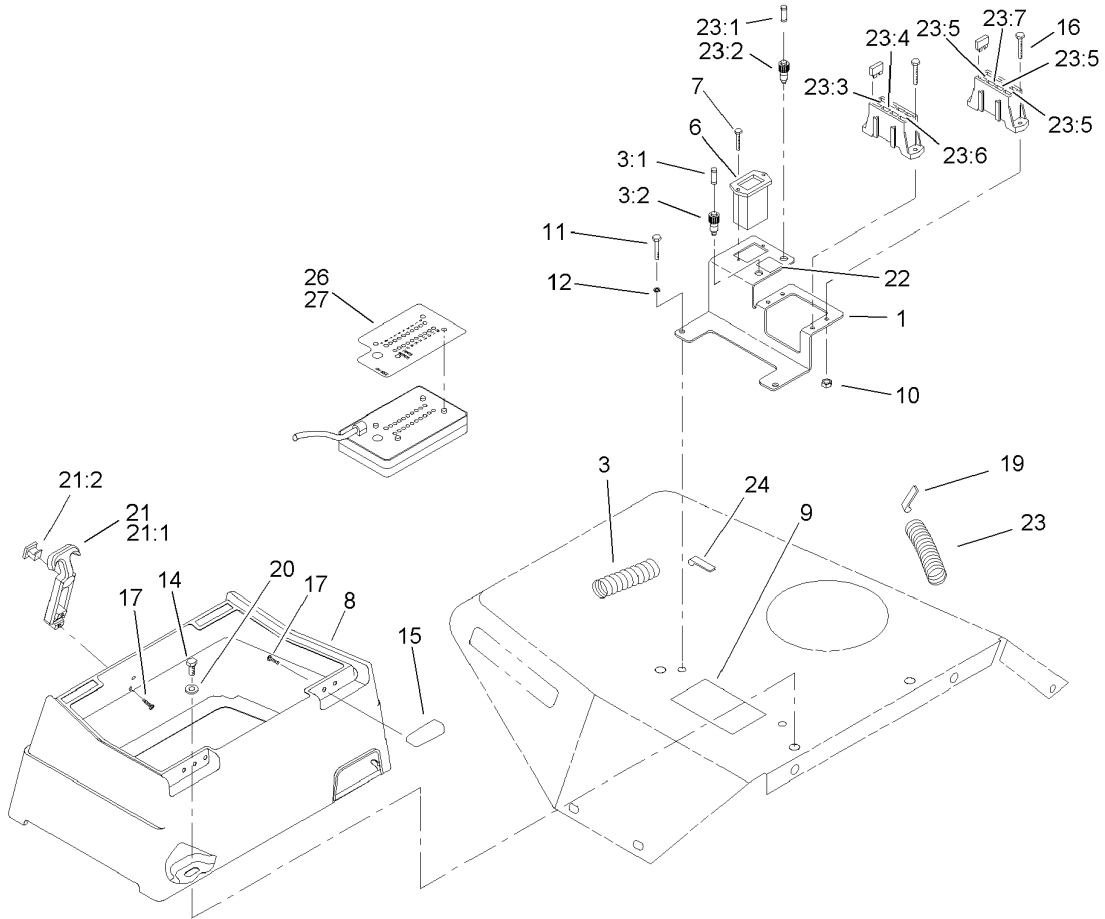
Front Frame Decal Assembly No. 108-4407

Ref	Part No.	Qty.	Description
2	93-7592	2	Tread-Rest, Foot
3	75-0620	1	Tread-Foot, LH
4	104-5223	1	Tread-Foot, RH
5	93-6693	1	Decal-Plate, Floor
6	93-6699	1	Decal-Fast / Slow
7	105-7506	1	Decal-Switch, Key



Tool Box Assembly

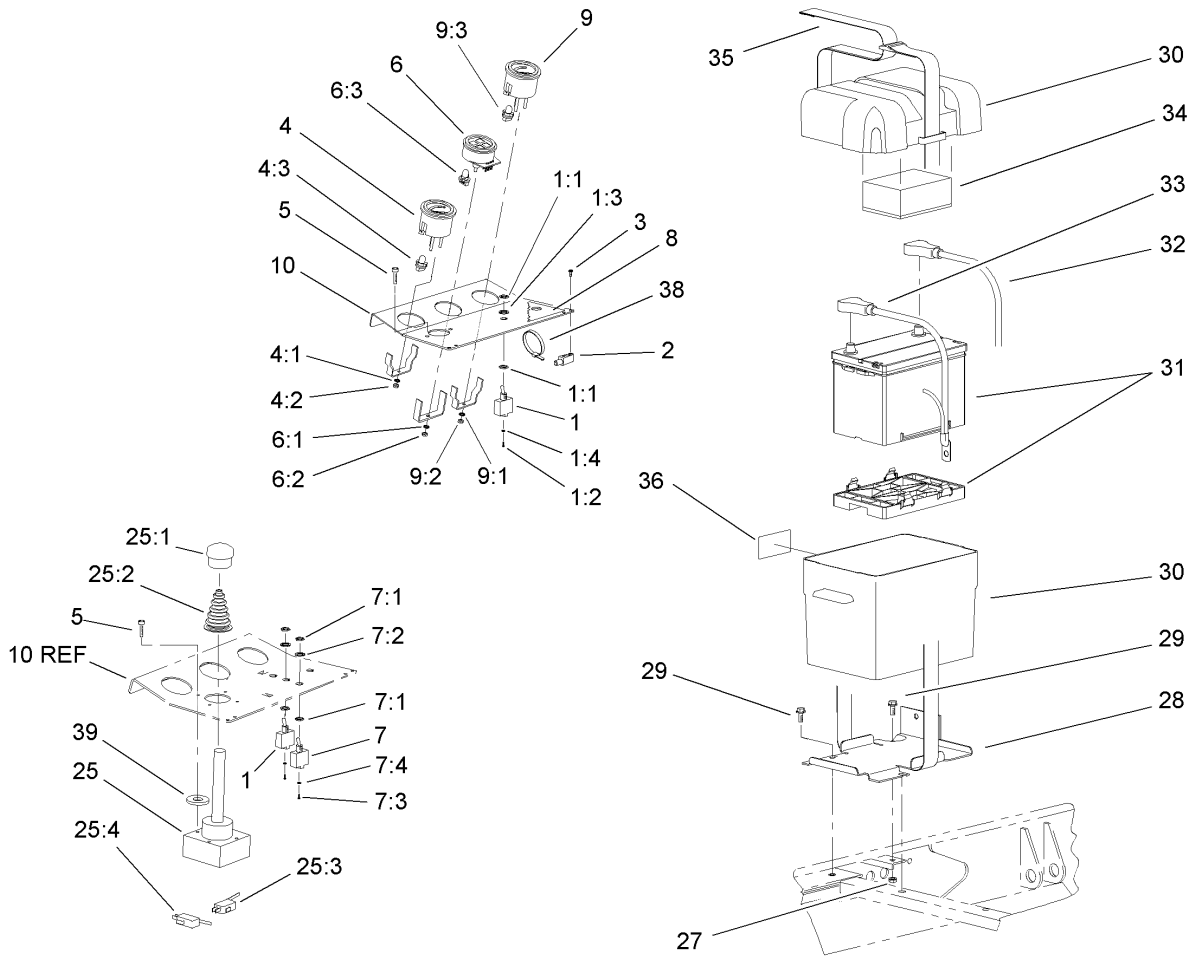
Ref	Part No.	Qty.	Description
1	32144-1	12	Screw-Taptite
2	94-5626	1	Latch-Draw, Flexible
2:1	100-5806	1	Handle-Latch
2:2	100-5807	1	Keeper-Latch
3	104-1489-03	1	Cover-Toolbox
4	104-9294	1	Decal-Warning
4	104-9295	1	Decal-Warning, Ce
7	104-0026	1	Toolbox
9	322-4	4	Screw-HH
10	3256-3	4	Washer-Flat
12	104-1496	2	Hinge-Pin
13	104-1497	2	Hinge-Receiver
14	104-1476	1	Ring-Rubber
15	94-1410	1	Holder-Can, Beverage
16	108-6708	1	Decal-Reference, Quick



Control Console Assembly

Ref	Part No.	Qty.	Description
1	105-0137-03	1	Bracket-Block, Fuse
3	105-3353	1	Harness-Wire
3:1	85-4491	1	Light-Indicator (Includes Lamp)
3:2	219-19	1	Lamp-Green
6	75-6820	1	Hourmeter
7	32144-18	2	Screw-HH
8	104-0027	1	Box-Control
9	104-5229	1	Decal-Fuses, Ce
10	3296-2	4	Nut-Lock
11	321-4	2	Screw-HH
12	3253-3	2	Washer-Lock
14	322-4	3	Screw-HH
15	104-1497	2	Hinge-Receiver
16	32105-13	4	Screw-HWH
17	32144-1	6	Screw-Taptite
19	94-6343	1	Decal-Identification, Wire
20	3256-3	3	Washer-Flat
21	94-5626	1	Latch-Draw, Flexible
21:1	100-5806	1	Handle-Latch
21:2	100-5807	1	Keeper-Latch
22	104-9298	1	Decal-Controller
23	105-0119	1	Harness-Wire, Console
23:1	219-19	1	Lamp-Green
23:2	85-4491	1	Light-Indicator (Includes Lamp)

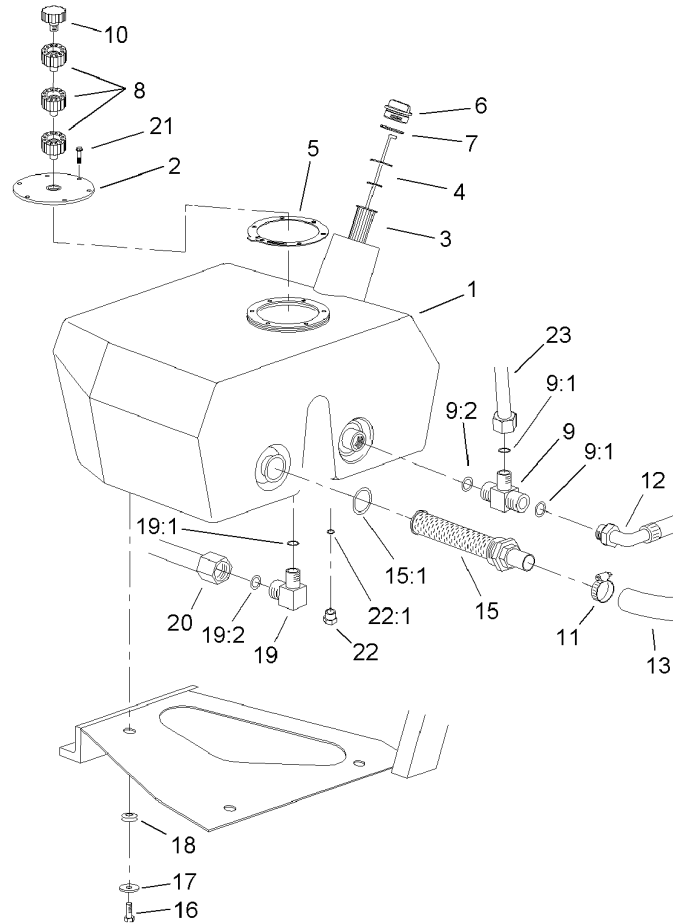
Ref	Part No.	Qty.	Description
23:3	94-9157	1	Fuse-Blade, 4 Amp
23:4	114241	1	Fuse-7.5 Amp
23:5	218-578	3	Fuse-10 Amp
23:6	109355	1	Fuse-15 Amp
23:7	109101	1	Fuse-20 Amp
24	94-6344	1	Decal-Wire
26	105-9267	1	Decal-Diagnostic, Control
27	104-5221	1	Decal-Diagnostic, Control



Control Console and Battery Assembly

Ref	Part No.	Qty.	Description
1	99-8352	1	Switch-Backlap, Master
1:1	218-498	2	Locknut
1:2	218-588	3	Screw
1:3	218-589	1	Washer
1:4	3253-19	3	Washer-Lock
2	104-1496	2	Hinge-Pin
3	32144-1	4	Screw-Taptite
4	98-9339	1	Gauge-Fuel
4:1	3254-1	3	Washer-Lock, Int
4:2	3217-27	3	Nut-Hex
4:3	105-9265	1	Bulb And Lamp ASM
5	60-6500	4	Screw-HH
6	98-9306	1	Light-Warning
6:1	3254-1	1	Washer-Lock, Int
6:2	3217-27	1	Nut-Hex
6:3	105-9264	4	Bulb And Lamp ASM
7	75-1010	2	Switch-Reels
7:1	218-498	2	Locknut
7:2	218-589	1	Washer
7:3	218-588	2	Screw
7:4	3253-19	2	Washer-Lock
8	105-0123	1	Decal-Console
9	98-9308	1	Gauge-Temperature
9:1	3254-1	3	Washer-Lock, Int

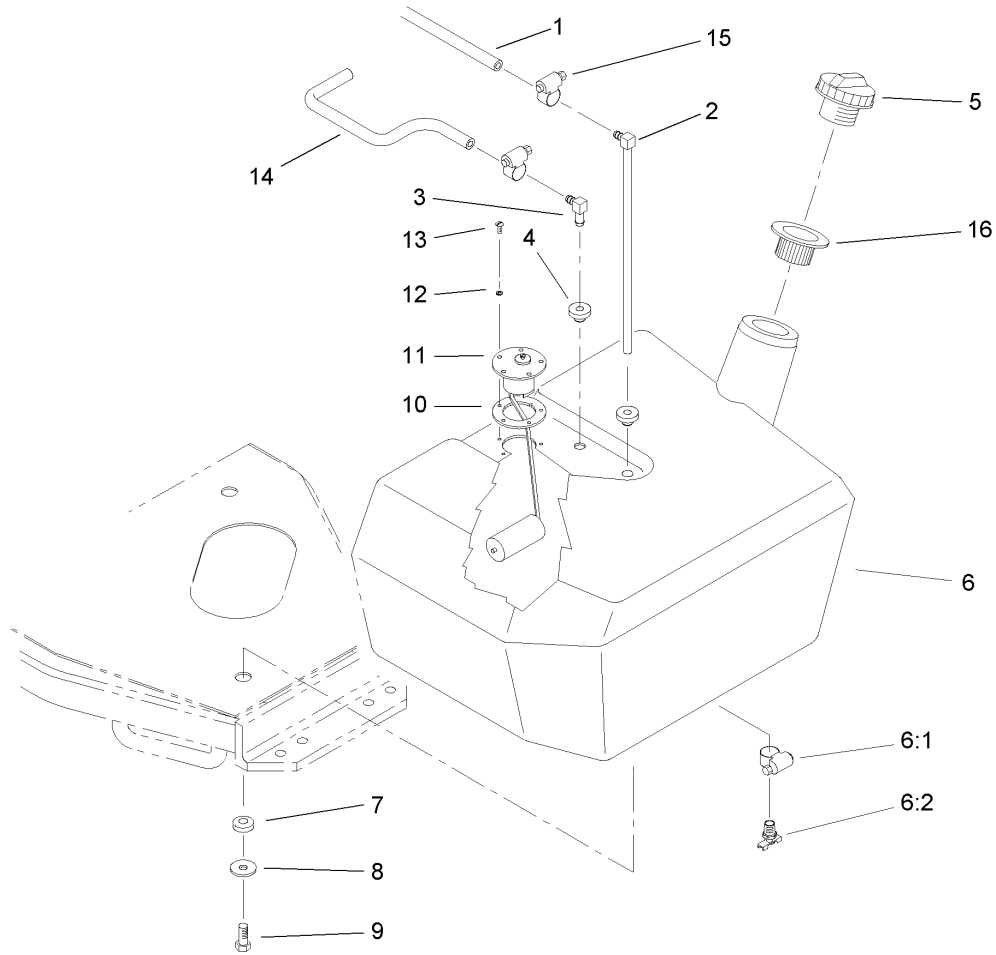
Ref	Part No.	Qty.	Description
9:2	3217-27	3	Nut-Hex
9:3	105-9265	1	Bulb And Lamp ASM
10	104-1498-03	1	Panel-Control
25	93-9196	1	Joystick-6 Position
25:1	3290-489	1	Knob
25:2	94-2600	2	Boot-Joystick
25:3	94-2601	4	Microswitch
25:4	94-2602	2	Actuator-Joystick
27	3296-29	1	Nut-Lock, NI
28	93-7974-03	1	Plate-Box, Battery
29	3234-5	3	Screw-HHF
30	93-7595	1	Battery Box ASM
31	106-5190	1	Battery
32	105-0114	1	Cable-Battery, Positive
33	105-0115	1	Cable-Battery, Negative
34	93-7968	1	Pad-Foam
35	94-1445	1	Strap-Battery
36	93-6668	1	Decal-Battery
38	3290-378	2	Tie-Cable
39	3256-75	4	Washer-Flat



Hydraulic Filter and Reservoir Assembly

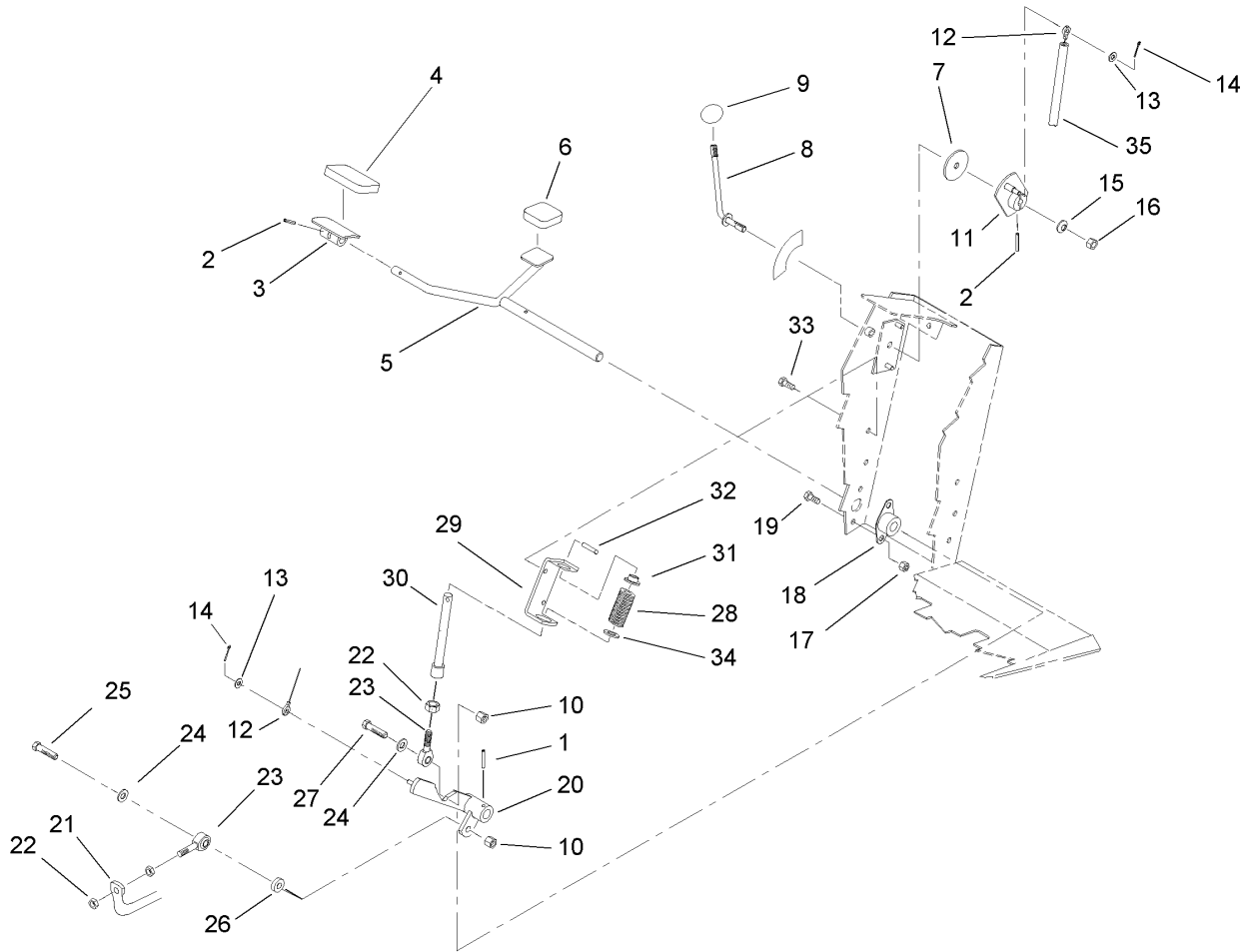
Ref	Part No.	Qty.	Description
1	104-9254	1	Tank-Oil
2	99-2580	1	Cover-Tank
3	61-2790	1	Filter-Screen
4	75-3710	1	Dipstick
5	93-7499	1	Gasket
6	93-7498	1	Plug-Plastic
7	94-8166	1	O-Ring
8	92-8020	3	Adapter-Breather
9	104-3795	1	Fitting-HYD, Tee
9:1	340-65	2	O-Ring
9:2	237-146	1	O-Ring
10	68-6150	1	Breather
11	2412-111	1	Clamp
12	104-3790	1	Pump Return Hose ASM
13	104-3792	1	Hose-Suction
15	105-0131	1	Strainer-Tank, Oil
15:1	340-136	1	O-Ring
16	33105-025	3	Screw-HHF
17	63-8410	3	Washer
18	240-11	3	Bushing-Flange
19	340-98	1	Fitting-HYD, 90 DEG
19:1	237-79	1	O-Ring
19:2	237-30	1	O-Ring
20	92-7478	1	RH Motor Tube ASM

Ref	Part No.	Qty.	Description
21	33104-020	6	Screw-HHF
22	353-508	1	Plug
22:1	237-42	1	O-Ring
23	104-3748	1	HYD Tank Tube ASM
●23:1	340-65	1	O-Ring



Fuel Tank Assembly

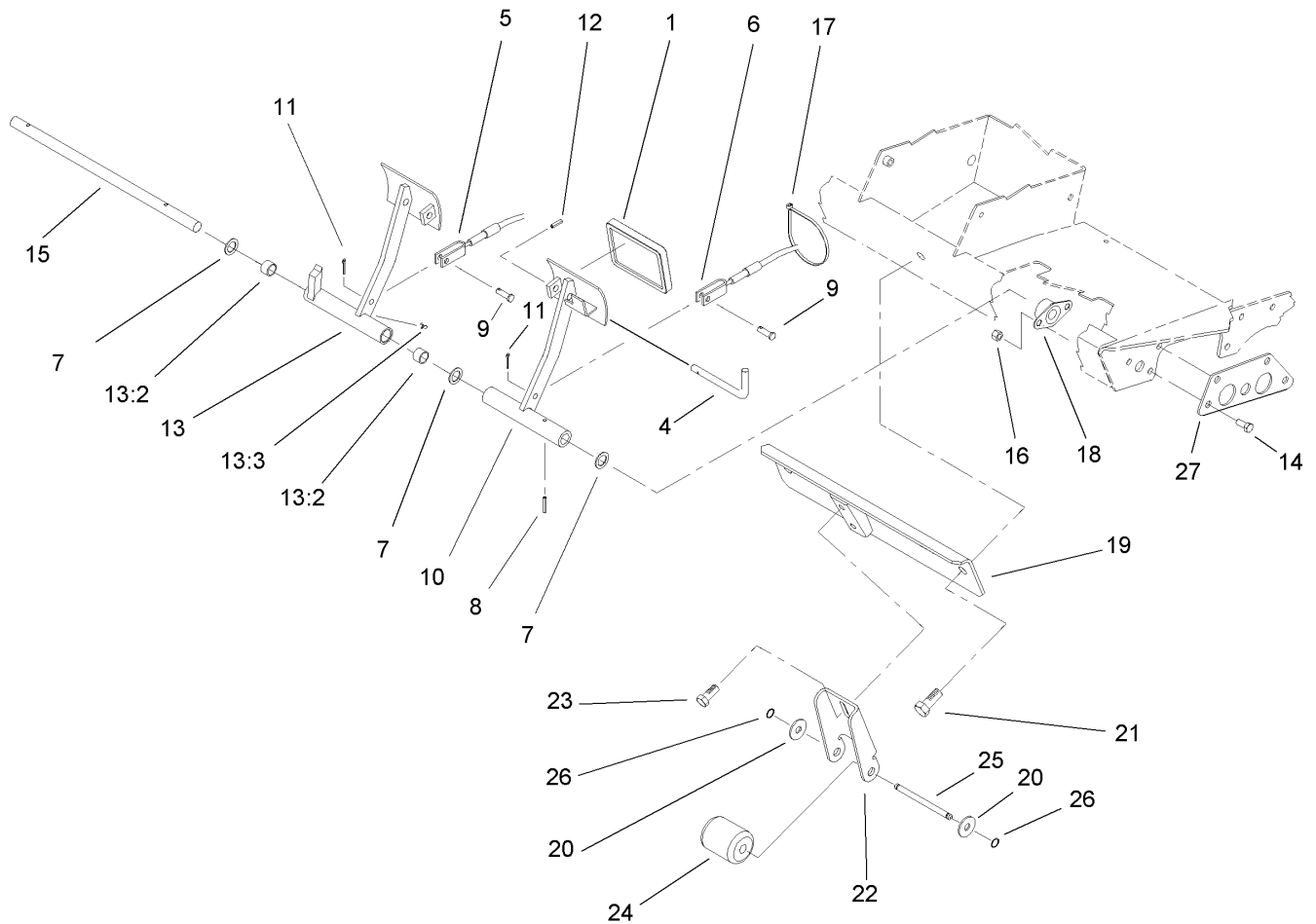
Ref	Part No.	Qty.	Description
1	92-7522	1	Hose-Fuel
2	66-8121	1	Standpipe
3	104-5228	1	Fitting-Elbow
4	46-6560	2	Bushing
5	93-3102	1	Cap-Fuel
6	105-7949	1	Tank-Fuel
6:1	2412-36	1	Clamp-Hose
6:2	304-46	1	Draincock
7	240-11	3	Bushing-Flange
8	63-8410	3	Washer
9	33105-025	3	Screw-HHF
10	62-7650	1	Gasket
11	63-7640	1	Sender-Fuel
12	3253-15	5	Washer-Lock
13	32122-24	5	Screw-PTH
14	75-4700	1	Hose-Fuel
15	2412-108	2	Clamp-Worm
16	61-2790	1	Filter-Screen



Traction Pedal Assembly

Ref	Part No.	Qty.	Description
1	32121-6	1	Pin-Roll, Slotted
2	32121-45	2	Pin-Spring
3	49-6440-03	1	Pedal-Forward
4	74-9100	1	Pad-Pedal, Forward
5	75-2970	1	Pedal-Traction
6	74-9110	1	Pad-Pedal, Reverse
7	75-6550	1	Disc-Friction
8	75-6490	1	Lever ASM
9	233-42	1	Knob
10	3296-39	2	Nut-Lock, NI
11	75-6510	1	Bracket-Lever
12	75-6580	1	Cable-Pedal
13	3256-22	2	Washer-Flat
14	3272-2	2	Pin-Cotter
15	3290-461	1	Washer-Spring
16	3296-59	1	Nut-Lock, NI
17	32128-20	4	Nut-HF
18	256-236	2	Bearing-Mount, Flange
19	322-3	4	Screw-HH
20	75-3270-03	1	Hub-Pivot, Traction
21	100-3893-03	1	Tube-Control, Pump
22	3220-3	3	Nut-HJ
23	2411-36	2	Bearing-End, Rod
24	3256-24	2	Washer-Flat

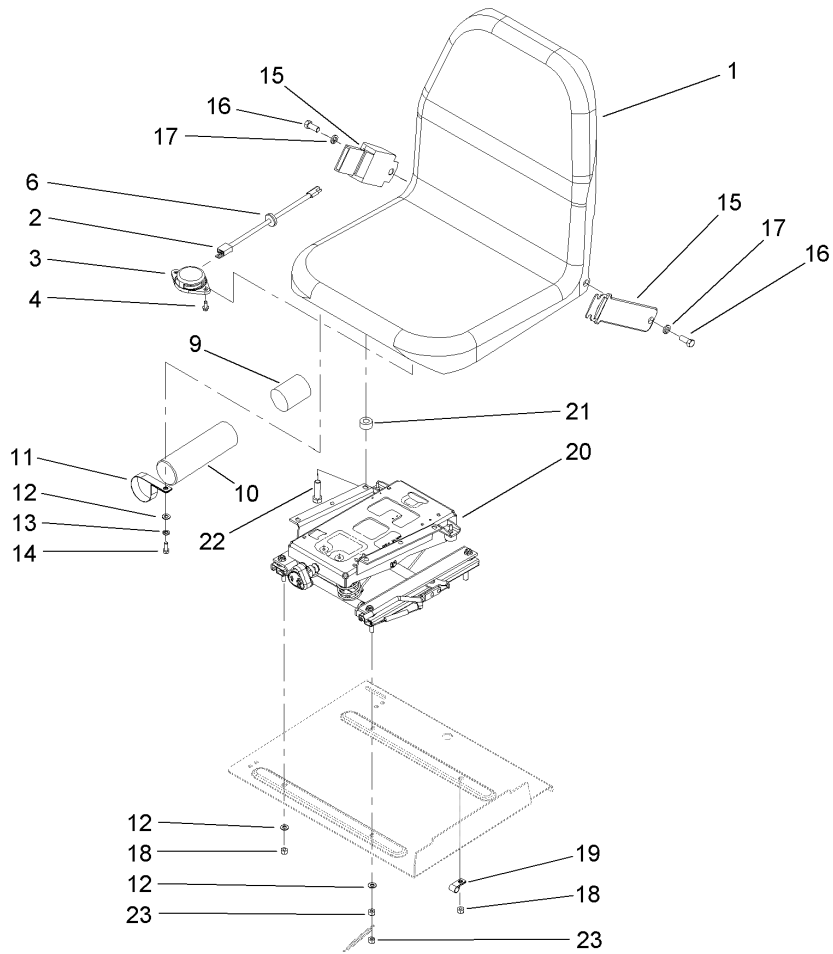
Ref	Part No.	Qty.	Description
25	323-9	1	Screw-HH
26	5-0652	1	Spacer
27	323-29	1	Screw-HH
28	60-5700	1	Spring
29	92-7608-03	1	Bracket-Spring
30	92-7609	1	Shaft-Spring
31	92-7610	1	Retainer-Spring
32	32121-11	1	Pin-Roll
33	32144-14	2	Screw-HWHTF
34	3256-5	1	Washer-Flat
35	95-7151	1	Tube-Convoluted



Brake Pedal Assembly

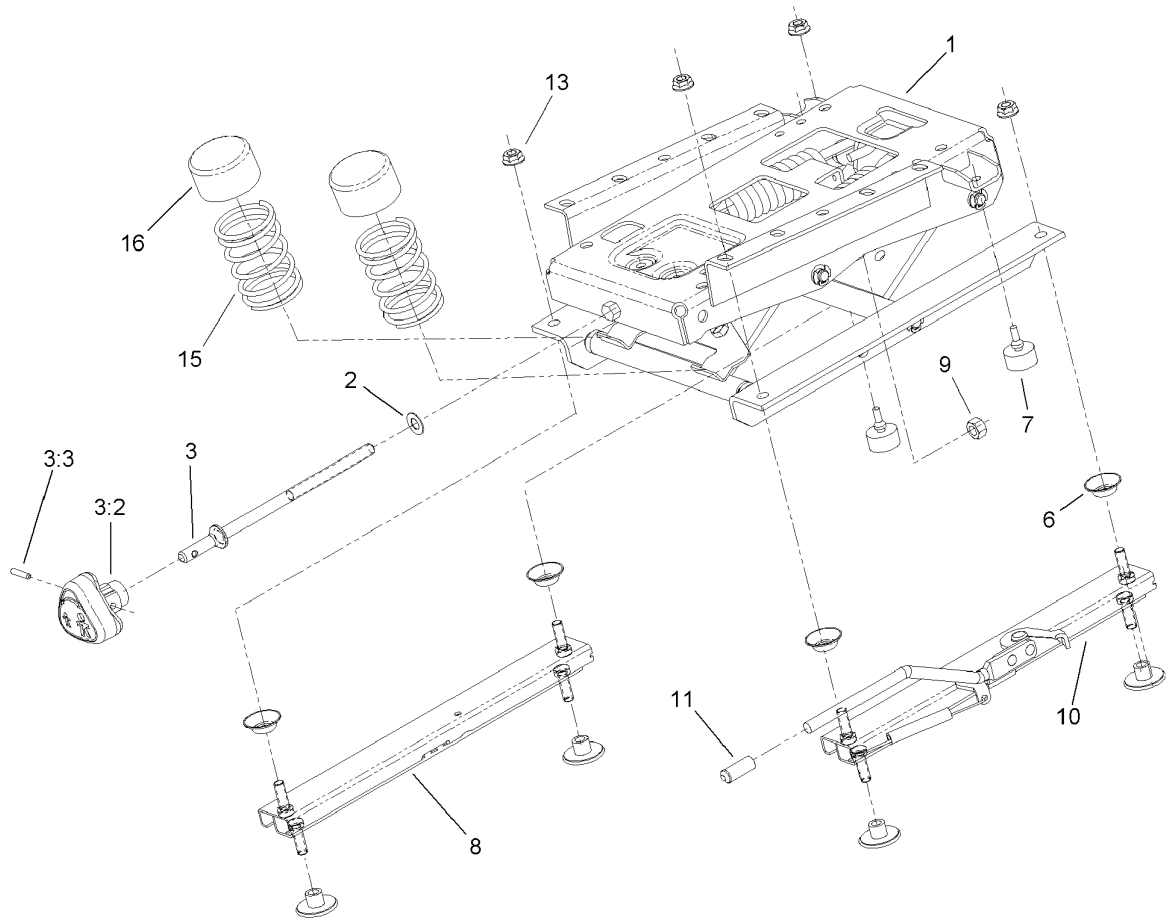
Ref	Part No.	Qty.	Description
1	93-8742	2	Footpad-Brake
4	63-7880	1	Pin-Latch, Brake
5	92-7530	1	LH Brake Cable ASM
6	92-7529	1	RH Brake Cable ASM
7	3256-69	3	Washer-Flat
8	32121-16	1	Pin-Spring
9	283-58	2	Pin-Clevis
10	75-1440-03	1	LH Brake Pedal ASM
11	3272-10	2	Pin-Cotter
12	32121-50	1	Pin-Spring
13	75-1430	1	Pedal-Brake, RH
13:2	256-42	2	Bushing
13:3	302-5	1	Fitting-Grease
14	322-3	11	Screw-HH
15	75-1470	1	Pin-Pivot, Brake
16	32128-20	11	Nut-HF
17	3290-378	1	Tie-Cable
18	256-236	2	Bearing-Mount, Flange
19	105-0138-03	1	Stabilizer
20	3256-26	2	Washer-Flat
21	3234-38	2	Screw-HHF
22	100-3868-03	1	Bracket-Tipper
23	3234-1	2	Screw-HHF
24	75-5390	1	Roller

Ref	Part No.	Qty.	Description
25	75-5400	1	Pin-Roller
26	32151-61	2	Ring-Retaining
27	106-7793-01	2	Plate-Mount, Tube



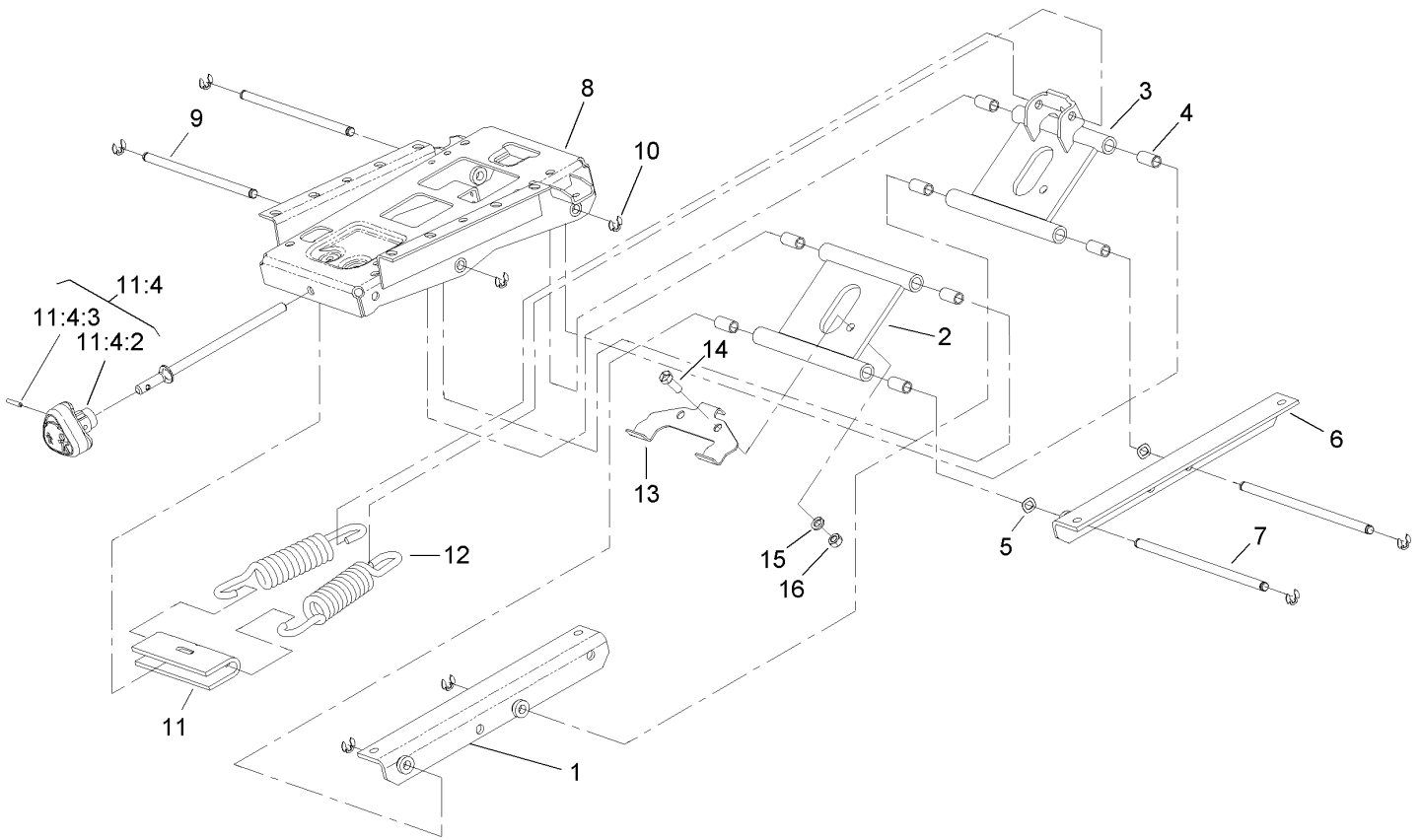
Seat and Suspension Assembly

Ref	Part No.	Qty.	Description				
1	104-4620	1	Seat				
2	106-7090	1	Harness-Wire, Seat Switch				
3	92-6282	1	Switch-Seat				
4	32144-10	2	Screw-HWH				
6	93-0140	1	Grommet-Rubber				
9	104-7048	1	Cap-Housing				
10	104-7050	1	Housing-Manual				
11	2412-133	2	R-Clamp				
12	3256-23	8	Washer-Flat				
13	3253-4	4	Washer-Lock				
14	322-3	2	Screw-HH				
15	21-4191	1	Seat Belt ASM				
16	3212-4	2	Screw-HH				
17	3253-6	2	Washer-Lock				
18	3296-29	3	Nut-Lock, NI				
19	2412-93	1	Clamp-R				
20	76-1970	1	Seat Suspension ASM				
21	80-8660	2	Spacer-Coupler				
22	322-7	2	Screw-HH				
23	3296-47	2	Nut-Lock, NI				



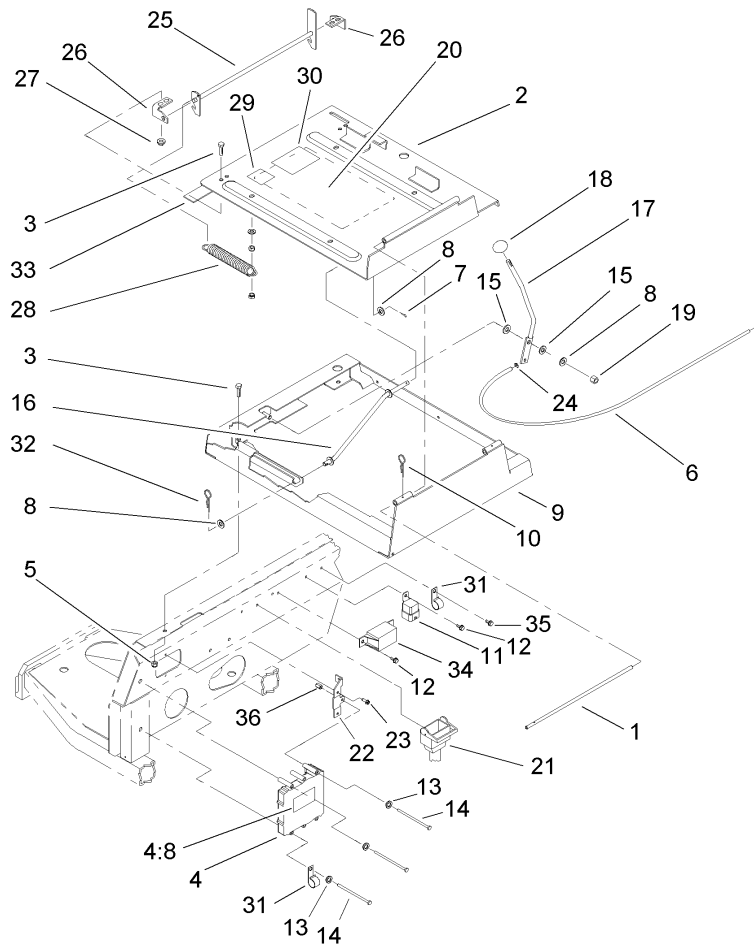
Seat Suspension Assembly No. 76-1970

Ref	Part No.	Qty.	Description
1	106-8085	1	Suspension ASM
2	3256-24	1	Washer-Flat
3	106-1031	1	Tension Adjuster Knob ASM
3:2	106-8093	1	Knob-Adjust, Tension
3:3	32121-45	1	Pin-Spring
6	66-9290	4	Spacer-Suspension
7	76-2940	2	Bumper
8	66-8530	1	Adjuster
9	32153-2	1	Nut-Lock, Side
10	66-8510	1	Adjuster W / Handle
11	75-3570	1	Tip-Vinyl
13	32128-25	4	Nut-HF
15	93-3163	2	Spring
16	93-3164	2	Cap



Suspension Assembly No. 106-8085

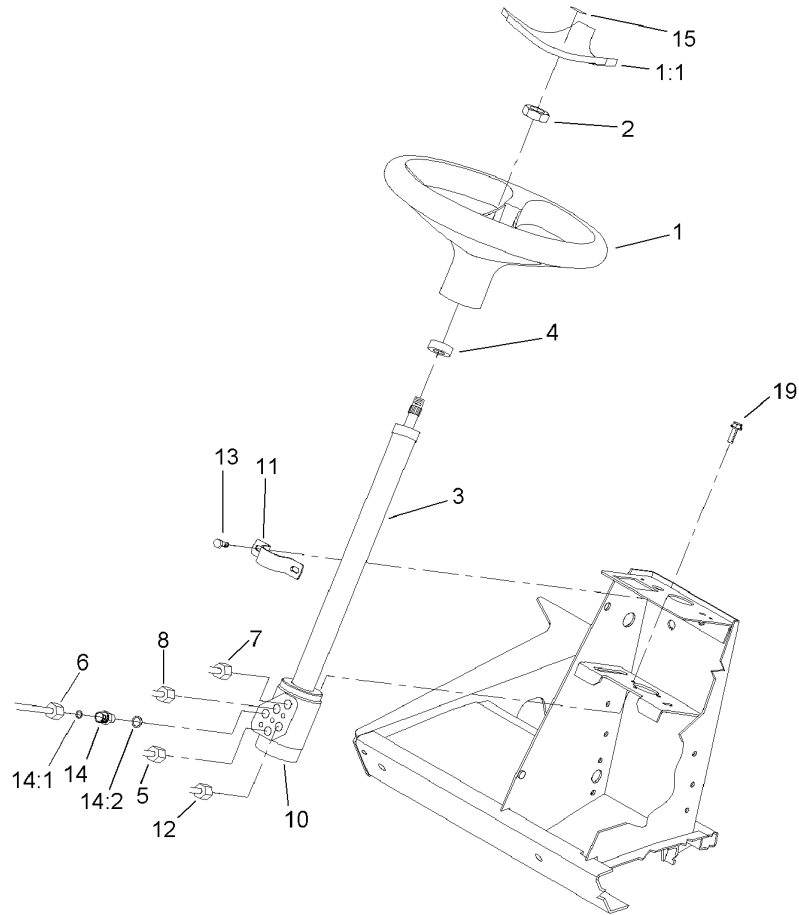
Ref	Part No.	Qty.	Description
1	106-8086	1	Bracket-Mounting, RH
2	106-8087	1	Arm
3	106-8088	1	Bellcrank
4	76-1920	8	Sleeve-Bearing
5	108472	2	Washer-Wave
6	106-8089	1	Bracket-Mounting, LH
7	106-8090	2	Shaft-Pivot
8	66-8600	1	Frame-Upper
9	76-1910	2	Shaft-Pivot
10	32151-47	8	Ring-Retaining
11	76-1960	1	Knob Kit
11:4		1	Tension Adjuster Knob ASM
11:4:2	106-8093	1	Knob-Adjust, Tension
11:4:3	32121-45	1	Pin-Spring
12	76-1940	2	Spring-Extension
13	93-3165	1	Bracket
14	322-6	1	Screw-HH
15	3253-33	1	Washer-Lock
16	3217-6	1	Nut-Hex



Seat Frame and Throttle Assembly

Ref	Part No.	Qty.	Description
1	75-3400	1	Shaft-Pivot, Seat
2	98-2350-03	1	Seat Plate ASM
3	322-3	8	Screw-HH
4	92-5720	2	Controller
4:8	93-8053	1	Decal
5	3296-29	4	Nut-Lock, NI
6	105-0102	1	Cable-Throttle
7	3272-10	1	Pin-Cotter
8	3256-24	3	Washer-Flat
9	98-2352-03	1	Frame-Seat
10	3290-467	1	Pin-Hair
11	70-1480	1	Relay
12	32144-10	3	Screw-HWH
13	3253-3	3	Washer-Lock
14	321-36	3	Screw-HH
15	66-2920	2	Washer-Friction
16	75-3680-03	1	Rod-Seat
17	93-7598-03	1	Lever-Throttle
18	233-42	1	Knob
19	3296-39	1	Nut-Lock, NI
20	105-9268	1	Decal-Information, Solenoid (Ce)
21	105-3352	1	Harness-Wire, Main
22	106-7789-03	1	Bracket-Controller
23	49-2040	2	Screw-HWHTF

Ref	Part No.	Qty.	Description
24	52-5910	1	Ring-Retaining
25	98-2354-03	1	Latch-Seat
26	98-2353	2	Bracket-Latch, Seat
27	32128-25	4	Nut-HF
28	66-4190-03	1	Spring-Idler, Clutch
29	105-4674	1	Decal-Noise
30	85-6910	1	Decal-Rating, Noise
31	2412-150	2	Clip-J
32	3290-307	1	Pin-Hair
33	94-8146	1	Strip-Foam
34	66-8800	1	Relay
35	32144-11	1	Screw-HWHTF
36	32148-6	1	Insert-Nut



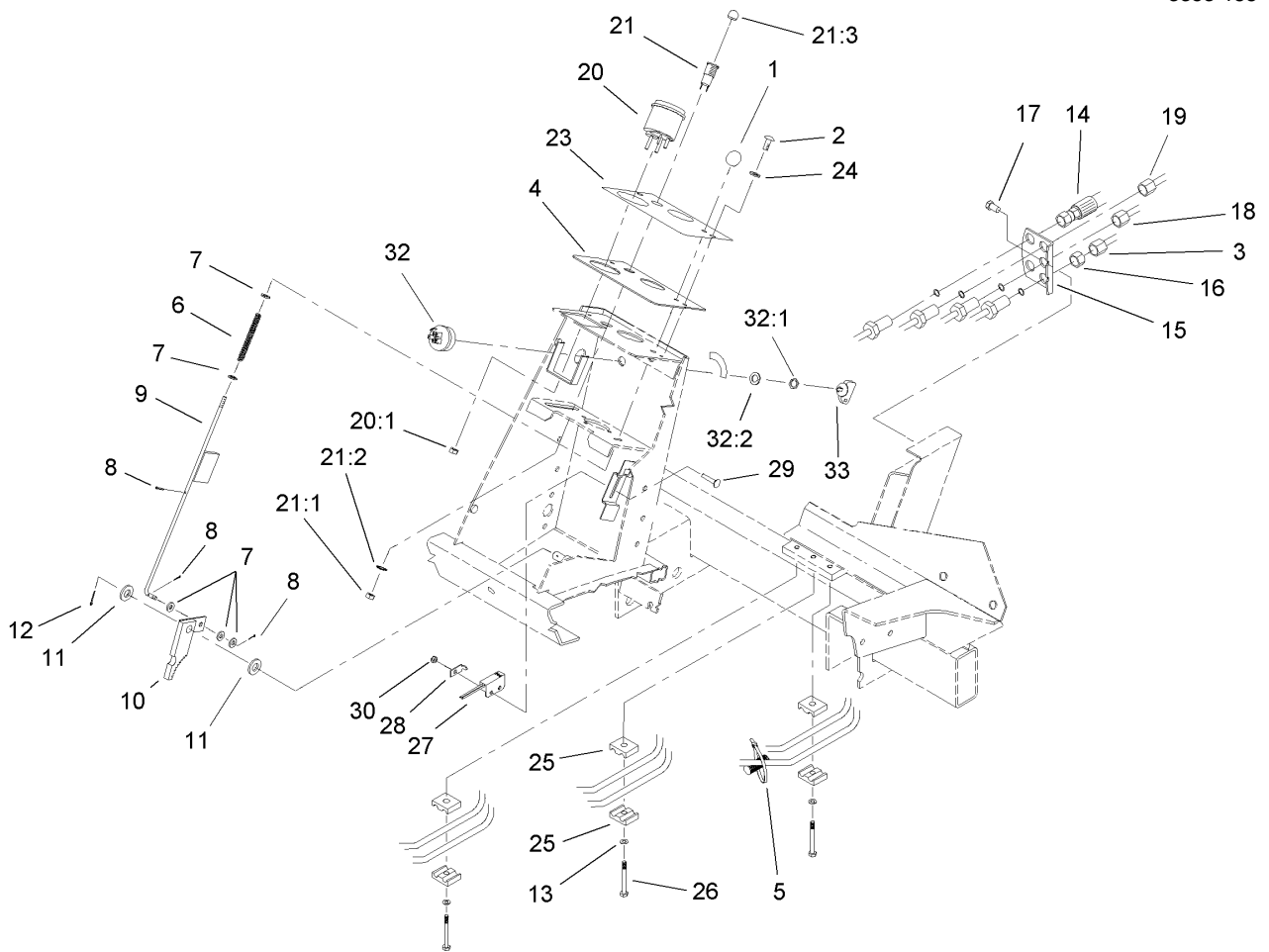
Steering Wheel Assembly

Ref	Part No.	Qty.	Description	
1	98-1471	1	Wheel-Steering	
1:1	98-1468	1	Cover-Wheel, Steering	
2	94-9952	1	Nut-Hex	
3	94-9951	1	Column-Steering	
4	21-9260	1	Cover-Dust	
5	94-3059	1	HYD Tube ASM	
●5:1	237-22	1	O-Ring	
6	104-3733	1	Front In Straight Tube ASM	
●6:1	237-22	1	O-Ring	
7	104-3737	1	Front Out Straight Tube ASM	
8	94-3060	1	HYD Tube ASM	
●8:1	237-22	1	O-Ring	
10	114-5075	1	Steering Control ASM	
11	75-2810	1	Bracket-Column, Steering	
12	94-3071	1	HYD Tube ASM	
●12:1	237-22	1	O-Ring	
13	3234-7	2	Screw-HHF	
14	340-2	5	Fitting-HYD, Straight	
14:1	237-22	1	O-Ring	
14:2	237-42	1	O-Ring	
15	98-1459	1	Decal	
19	33103-020	3	Screw-HHF	



Steering Control Assembly No. 114-5075

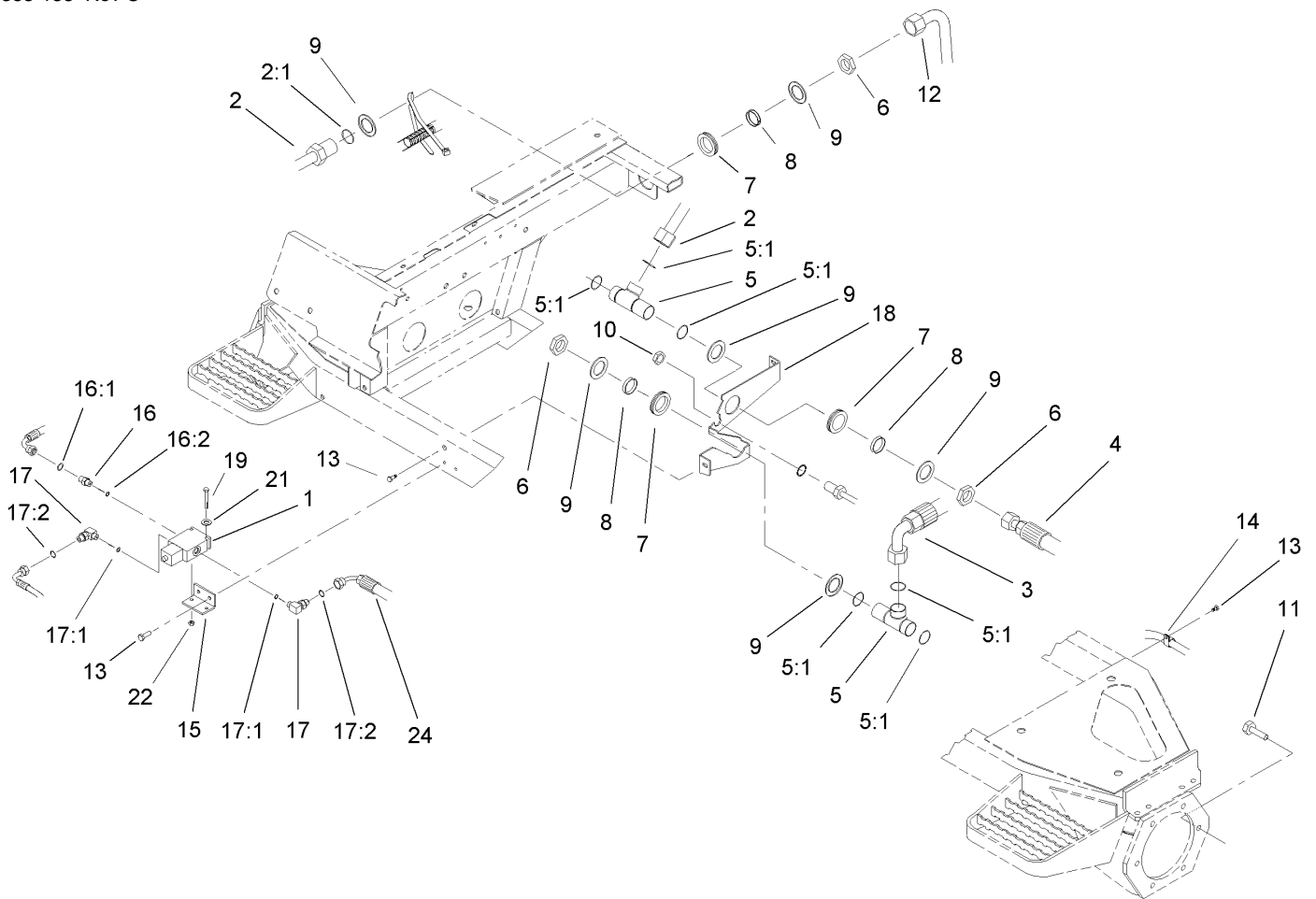
Ref	Part No.	Qty.	Description				
1	108-1519	1	Seal Kit				



Steering Tower Assembly

Ref	Part No.	Qty.	Description
1	233-17	1	Knob
2	87-6620	2	Screw
3	104-3738	1	HYD Tube ASM
4	93-7998-03	1	Plate-Instrument
5	3290-379	1	Tie-Cable
6	95-1821-03	1	Spring-Compression
7	3256-22	5	Washer-Flat
8	3272-5	3	Pin-Cotter
9	104-1492	1	Rod ASM
10	63-7900-03	1	Rack ASM
11	3256-26	2	Washer-Flat
12	3272-10	1	Pin-Cotter
13	3256-23	3	Washer-Flat
14	105-7926	1	Steering Hose ASM
15	92-7606-03	1	Bracket-Bulkhead
16	340-70	4	Nut-Lock
17	32144-14	2	Screw-HWHTF
18	104-3745	1	RH Rear Straight Tube ASM
●18:1	237-22	1	O-Ring
19	104-3746	1	Rear In Straight Tube ASM
●19:1	237-22	1	O-Ring
20	105-3304	1	Speedometer
20:1	3296-1	4	Nut-Lock
21	44-2210	1	Light-Indicator, Red

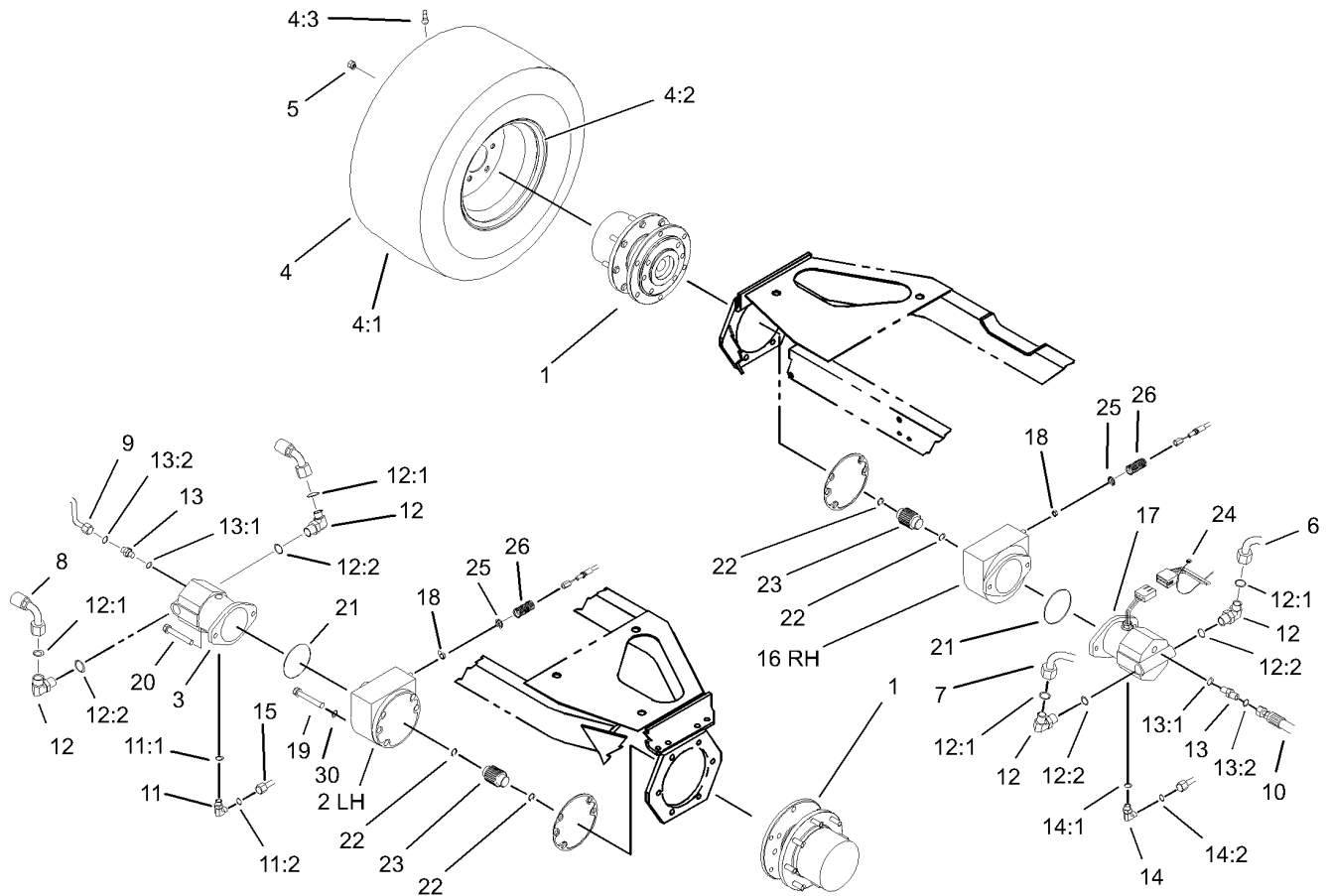
Ref	Part No.	Qty.	Description
21:1	218-535	1	Nut-Hex
21:2	218-536	1	Washer-Lock
21:3	218-533	1	Lens
●21:4	218-533	1	Bulb
23	93-1263	1	Decal-Tower
24	3256-1	2	Washer-Flat
25	56-7973	6	Clamp-Tube
26	322-6	3	Screw-HH
27	100-1270	1	Switch-Proximity
28	100-4872	1	Plate-Switch, Neutral
29	104-1450	1	Bolt-CARR
30	3296-2	1	Nut-Lock
32	104-2541	1	Switch ASM
32:1	218-461	1	Nut-HH
32:2	3254-5	1	Washer-Tooth
33	63-8360	1	Key-Ignition



Front Hydraulic Drive Assembly

Ref	Part No.	Qty.	Description
1	105-3303	1	Flow Divider Valve ASM
2	104-3719	1	HYD Tube ASM
2:1	340-65	1	O-Ring
3	105-7922	1	HYD Hose ASM
4	92-7486	1	HYD Hose ASM
5	92-7550	2	Fitting-Tee, Bulkhead
5:1	340-65	3	O-Ring
6	340-128	3	Nut-Bulkhead
7	240-2	3	Grommet-Rubber
8	69-8950	3	Spacer
9	69-8920	6	Washer
10	340-127	1	Nut-Bulkhead
11	33106-030	12	Screw-HHF
12	104-3736	1	HYD Tube ASM
12:1	237-58	1	O-Ring
13	32144-14	7	Screw-HWHTF
14	2412-93	2	Clamp-R
15	100-3807	1	Bracket-Divider, Flow
16	340-1	1	Adapter
16:1	237-21	1	O-Ring
16:2	237-42	1	O-Ring
17	340-82	2	Adapter
17:1	237-42	1	O-Ring
17:2	237-21	1	O-Ring

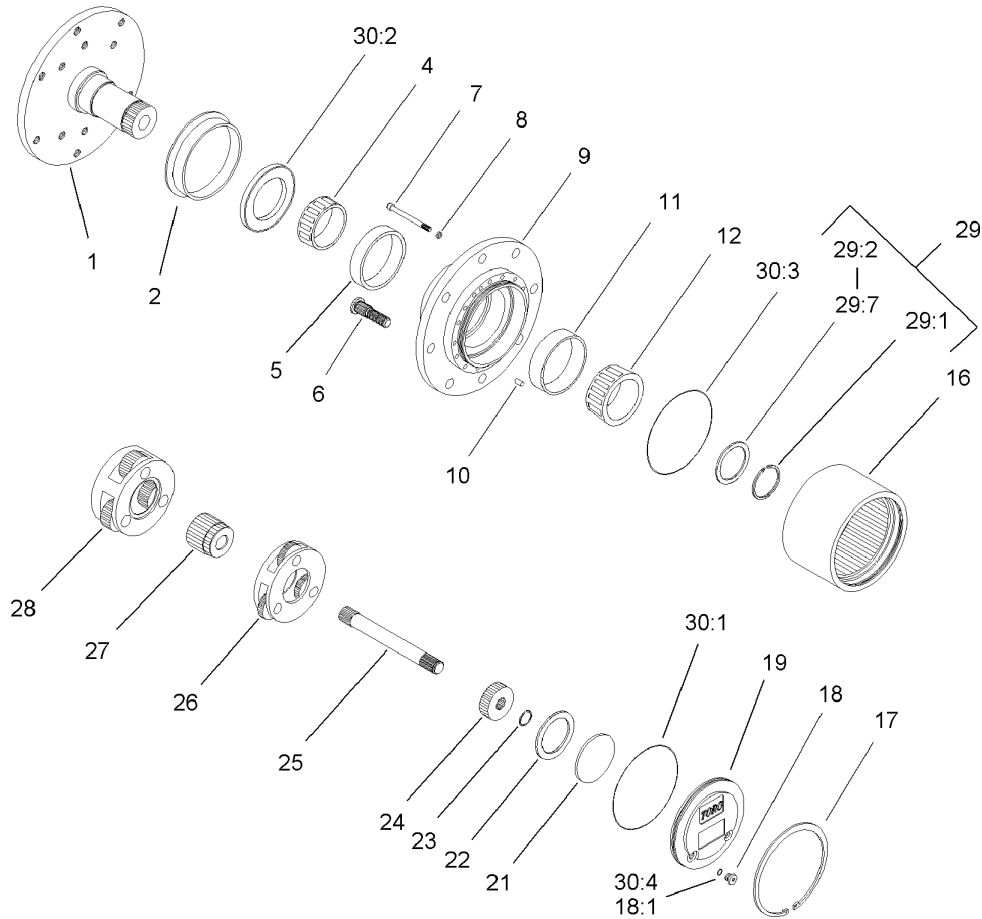
Ref	Part No.	Qty.	Description
18	92-7455-03	1	Plate-Bulkhead
19	321-23	2	Screw-HH
21	3256-2	2	Washer-Flat
22	3296-42	2	Nut-Lock, NI
24	100-3783	1	Hose ASM



Front Axle and Brake Assembly

Ref	Part No.	Qty.	Description
1	105-4500-03	2	Planetary ASM
2	100-3070-03	1	Brake ASM
3	92-7385	1	HYD Motor ASM
4	95-3465	2	Wheel And Tire ASM
4:1	95-3465	1	Tire
4:2	95-3464	1	Rim
4:3	232-24	1	Stem-Valve
5	92-7483	16	Nut-Lug
6	92-7475	1	Traction Tube ASM
7	92-7476	1	Traction Tube ASM
8	92-7487	1	HYD Hose ASM
9	92-7477	1	Motor Drain Tube ASM
10	92-7488	1	HYD Hose ASM
11	340-18	1	Fitting-HYD, 90 DEG
11:1	237-79	1	O-Ring
11:2	237-22	1	O-Ring
12	340-142	4	Fitting-HYD, 90 DEG
12:1	237-58	1	O-Ring
12:2	237-81	1	O-Ring
13	340-5	2	Fitting-Straight
13:1	237-42	1	O-Ring
13:2	237-30	1	O-Ring
14	340-98	1	Fitting-HYD, 90 DEG
14:1	237-79	1	O-Ring

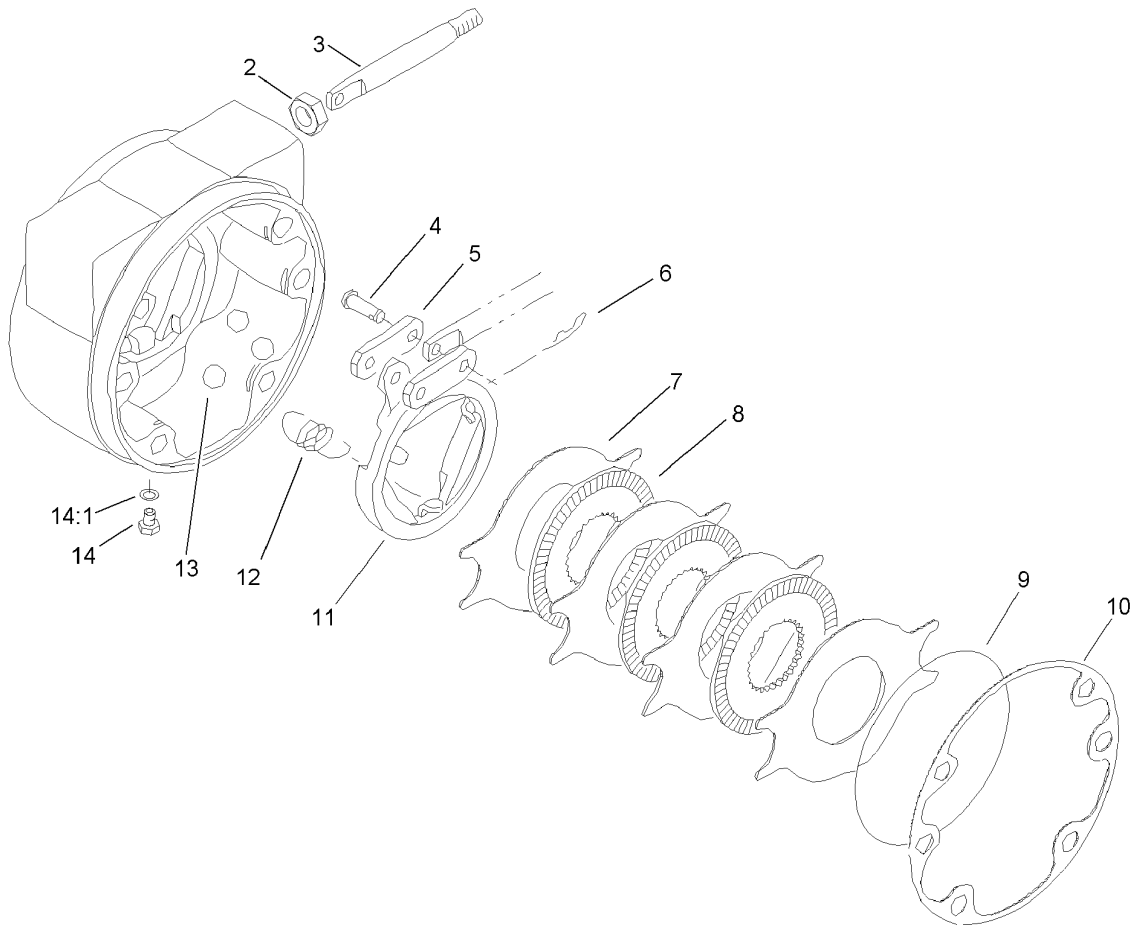
Ref	Part No.	Qty.	Description
14:2	237-30	1	O-Ring
15	92-7598	1	Front Drain Tube ASM
16	100-3069-03	1	Brake ASM
17	93-7476	1	HYD Motor ASM
18	3218-4	2	Nut-Jam
19	33106-090	8	Screw-HHF
20	33116-120	4	Screw-HH
21	237-166	2	O-Ring
22	93-7972	4	Ring-Retaining, Internal
23	100-3046	2	Shaft-Brake, Splined
24	3290-378	2	Tie-Cable
25	94-3050	2	Plate-Spring
26	94-3088	2	Spring-Compression
30	3256-26	4	Washer-Flat



Planetary Assembly No. 105-4500-03

Ref	Part No.	Qty.	Description
①		1	Spindle
2	105-8122	1	Seal-Boot
4	105-8120	1	Bearing-Cone
5	105-8119	1	Bearing-Cup
6	105-8124	8	Stud-Wheel
7	105-8125	16	Bolt-Head, Socket
8	3253-18	16	Washer-Lock
②		1	Housing
10	105-8121	1	Pin-Dowel
11	105-8117	1	Bearing-Cup
12	105-8118	1	Bearing-Cone
16	105-8113	1	Gear-Ring
17	105-8132	1	Ring-Retaining
18	353-990	2	Plug
18:1	237-78	1	O-Ring
19	105-8138	1	Cap-End
21	105-8133	1	Plug-Thrust
22	105-8123	1	Washer-Thrust
23	105-8131	1	Ring-Retaining
24	105-8114	1	Gear-Primary
25	105-8115	1	Shaft-Drive
26	105-8129	1	Primary Carrier ASM
27	105-8139	1	Gear-Secondary
28	105-8130	1	Secondary Carrier ASM

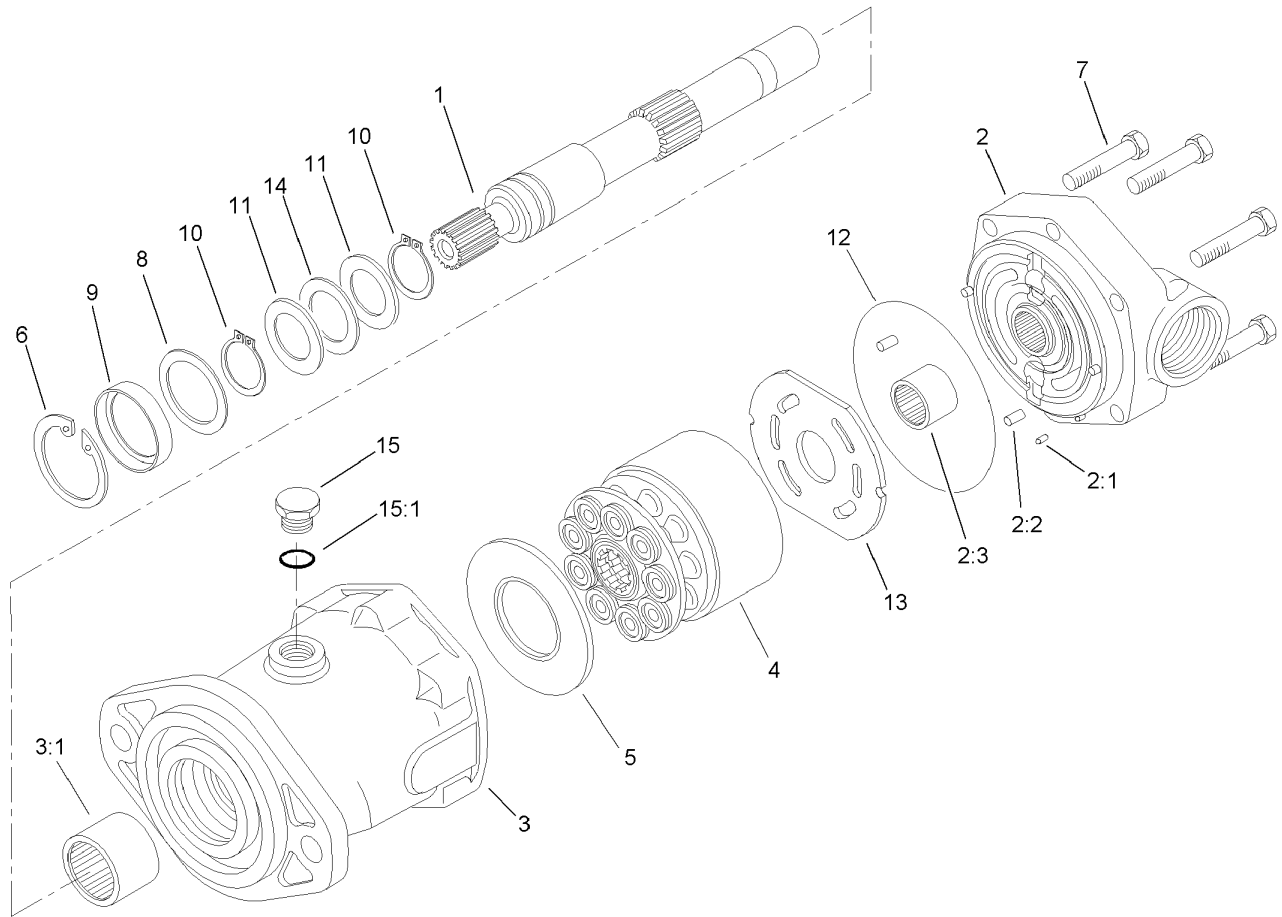
Ref	Part No.	Qty.	Description
29	105-8136	1	Shim Kit
②		1	Ring-Snap
②		1	Shim-Bearing, 2.9Mm
②		1	Shim-Bearing, 2.8Mm
②		1	Shim-Bearing, 2.7Mm
②		1	Shim-Bearing, 2.6Mm
②		1	Shim-Bearing, 2.5Mm
②		1	Shim-Bearing, 2.4Mm
①		1	Seal Kit
②		1	O Ring-Flange Cap
②		1	Seal-Oil
②		2	O Ring-End Cap
30:4	237-78	2	O-Ring



Brake Assembly No. 100-3070-03

Ref	Part No.	Qty.	Description
2	93-7977	1	Seal
3	93-7978	1	Rod-Pull
4	93-7983	2	Pin-Clevis
5	93-7980	2	Link
6	93-7979	2	Pin-Hitch
7	93-7986	4	Disc-Stationary
8	104-4278	3	Disc-Rotating
9	93-7976	1	Ring-Retaining
10	93-7984	1	Gasket
11	104-4279	1	Actuator-Rotating
12	93-7987	3	Spring-Extension
13	93-7985	3	Ball
14	353-990	2	Plug
14:1	237-78	1	O-Ring

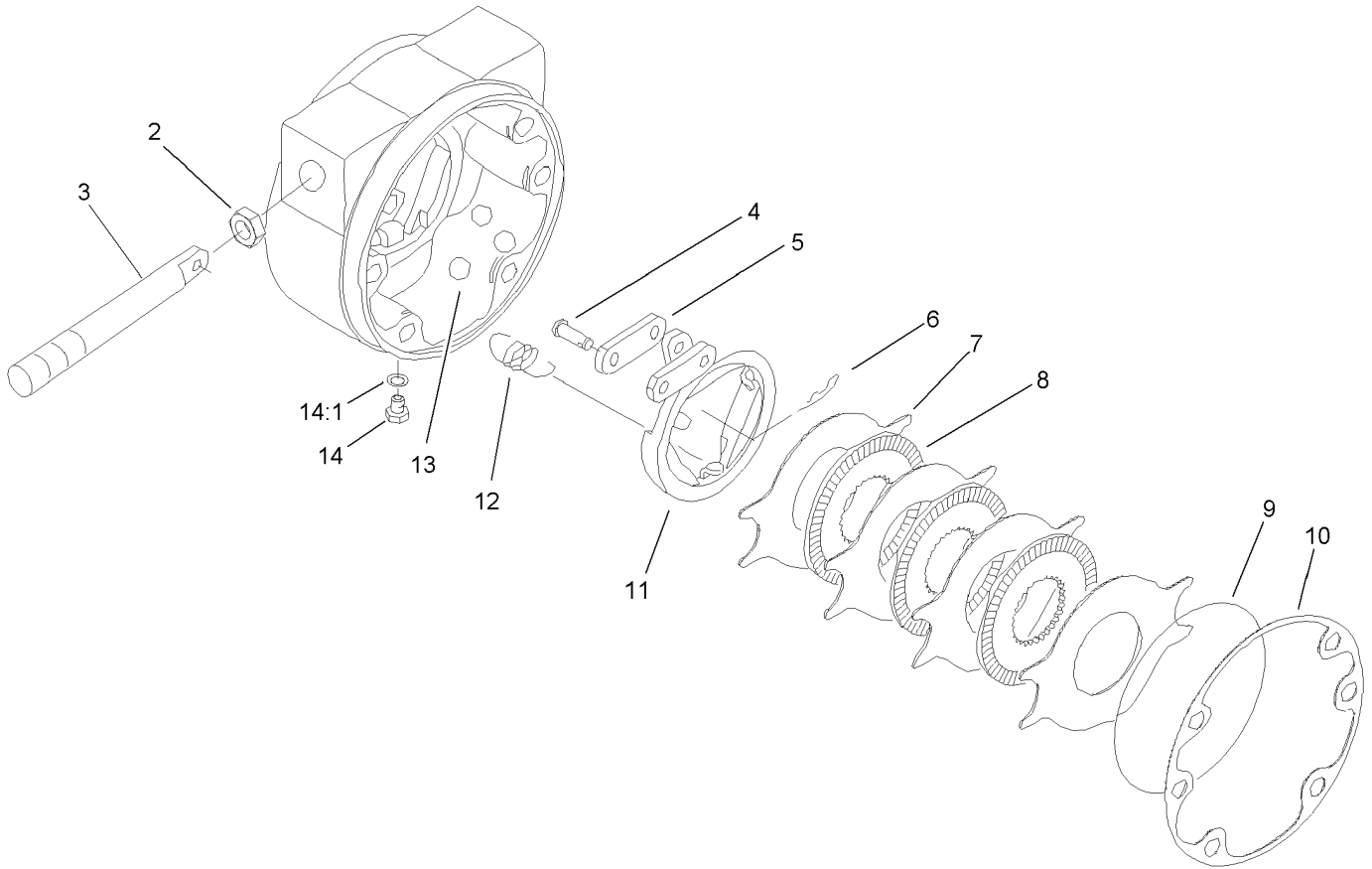
--	--	--	--



Hydraulic Motor Assembly No. 92-7385

Ref	Part No.	Qty.	Description
1	94-3004	1	Shaft-Drive, Splined
2	94-3005	1	Backplate ASM
2:1		1	Pin-Dowel
2:2		3	Pin-Dowel
2:3		1	Bearing-Needle
3	94-3006	1	Housing ASM
3:1		1	Bearing-Needle
4	76-6910	1	Rotating Kit
5	76-6970	1	Insert-Plate, Cam
6	76-7010	1	Ring-Retaining
7	94-3002	6	Capscrew
8	60-6240	1	Washer
9	105-3331	1	Seal-Shaft
10	76-7000	2	Ring-Retaining
11	76-6950	2	Race-Thrust
12	76-6980	1	O-Ring
13	94-3003	1	Plate-Valve
14	76-6960	1	Bearing-Thrust
15	94-3009	1	Plug
15:1		1	Seal-Dust

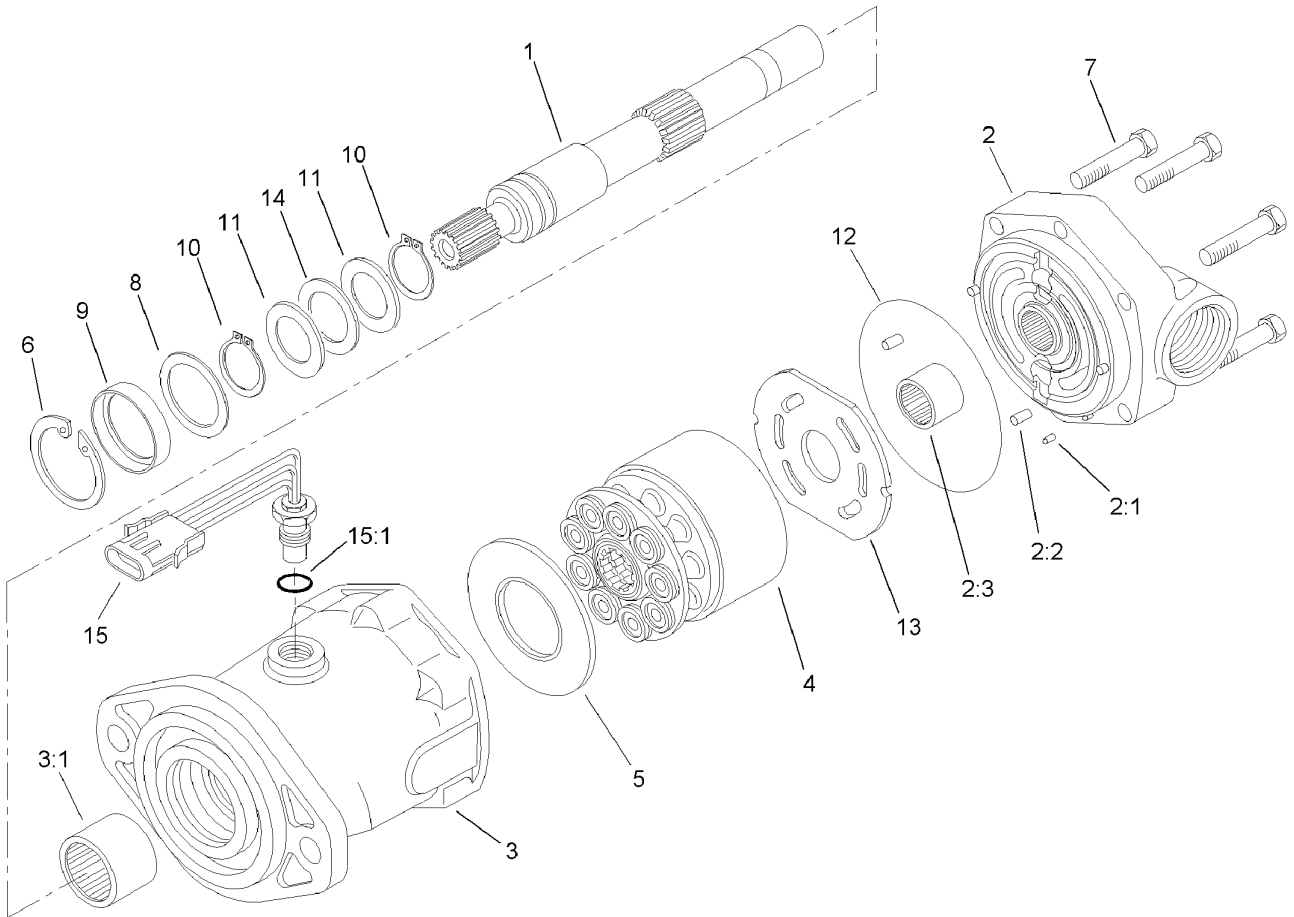
--	--	--	--



Brake Assembly No. 100-3069-03

Ref	Part No.	Qty.	Description
2	93-7977	1	Seal
3	93-7978	1	Rod-Pull
4	93-7983	2	Pin-Clevis
5	93-7980	2	Link
6	93-7979	2	Pin-Hitch
7	93-7986	4	Disc-Stationary
8	104-4278	3	Disc-Rotating
9	93-7976	1	Ring-Retaining
10	93-7984	1	Gasket
11	104-4280	1	Actuator-Rotating
12	93-7987	3	Spring-Extension
13	93-7985	3	Ball
14	353-990	2	Plug
14:1	237-78	1	O-Ring

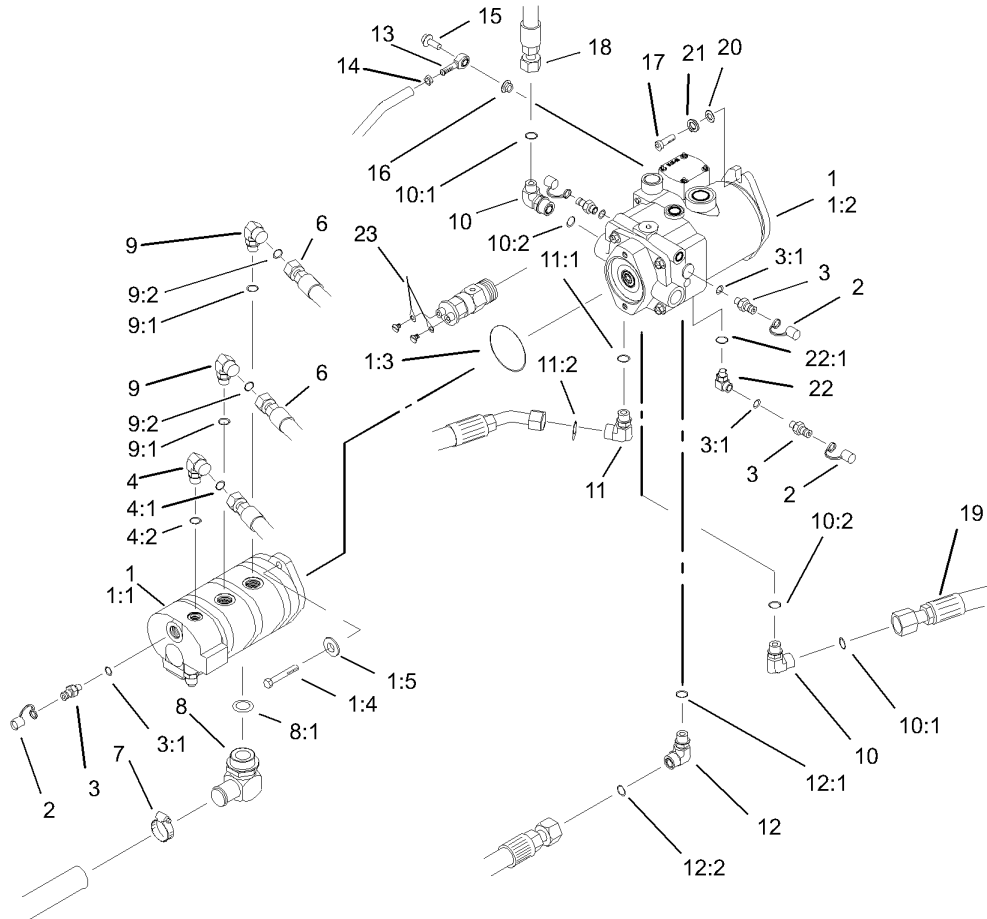
Ref	Part No.	Qty.	Description



Hydraulic Motor Assembly No. 93-7476

Ref	Part No.	Qty.	Description
1	94-3004	1	Shaft-Drive, Splined
2	94-3005	1	Backplate ASM
②2:1		1	Pin-Dowel
②2:2		3	Pin-Dowel
②2:3		1	Bearing-Needle
3	94-3006	1	Housing ASM
②3:1		1	Bearing-Needle
4	76-6910	1	Rotating Kit
5	76-6970	1	Insert-Plate, Cam
6	76-7010	1	Ring-Retaining
7	94-3002	6	Capscrew
8	60-6240	1	Washer
9	105-3331	1	Seal-Shaft
10	76-7000	2	Ring-Retaining
11	76-6950	2	Race-Thrust
12	76-6980	1	O-Ring
13	94-3003	1	Plate-Valve
14	76-6960	1	Bearing-Thrust
15	94-3010	1	Sensor-Speed, Pickup
②15:1		1	Seal-Dust

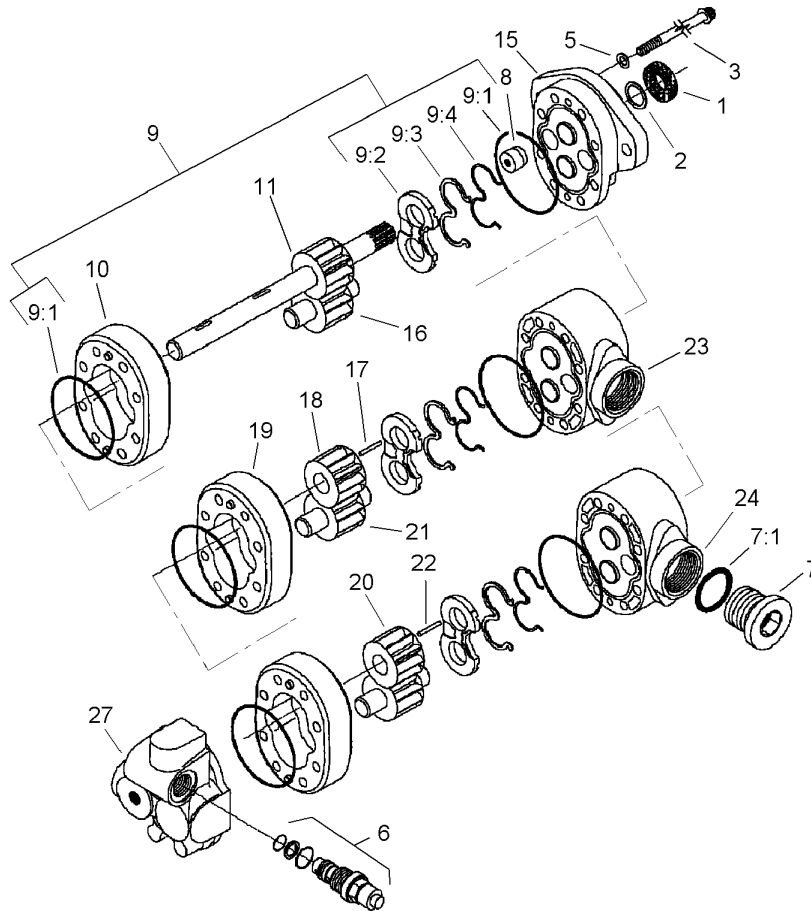
--	--	--	--



Hydraulic Pump Installation Assembly

Ref	Part No.	Qty.	Description
1		1	Pump ASM
1:1	105-3317	1	Pump-Gear
1:2	110-0006	1	Pump-Piston
1:3	60-3520	1	O-Ring
1:4	323-7	2	Screw-HH
1:5	105-9762	2	Washer
2	354-79	4	Cap-Dust
3	354-77	4	Fitting-Quick
3:1	237-78	1	O-Ring
4	340-77	1	Fitting-HYD, 90 DEG
4:1	237-22	1	O-Ring
4:2	237-42	1	O-Ring
6	105-7927	2	HYD Hose ASM
7	2412-111	1	Clamp
8	92-7526	1	Fitting-HYD, 90 DEG
8:1	237-101	1	O-Ring
9	340-105	2	Fitting-HYD, 90 DEG
9:1	237-80	1	O-Ring
9:2	237-30	1	O-Ring
10	340-15	2	Fitting-HYD, 90 DEG
10:1	237-58	1	O-Ring
10:2	237-146	1	O-Ring
11	104-3796	1	Fitting-HYD, 90 DEG
11:1	237-81	1	O-Ring

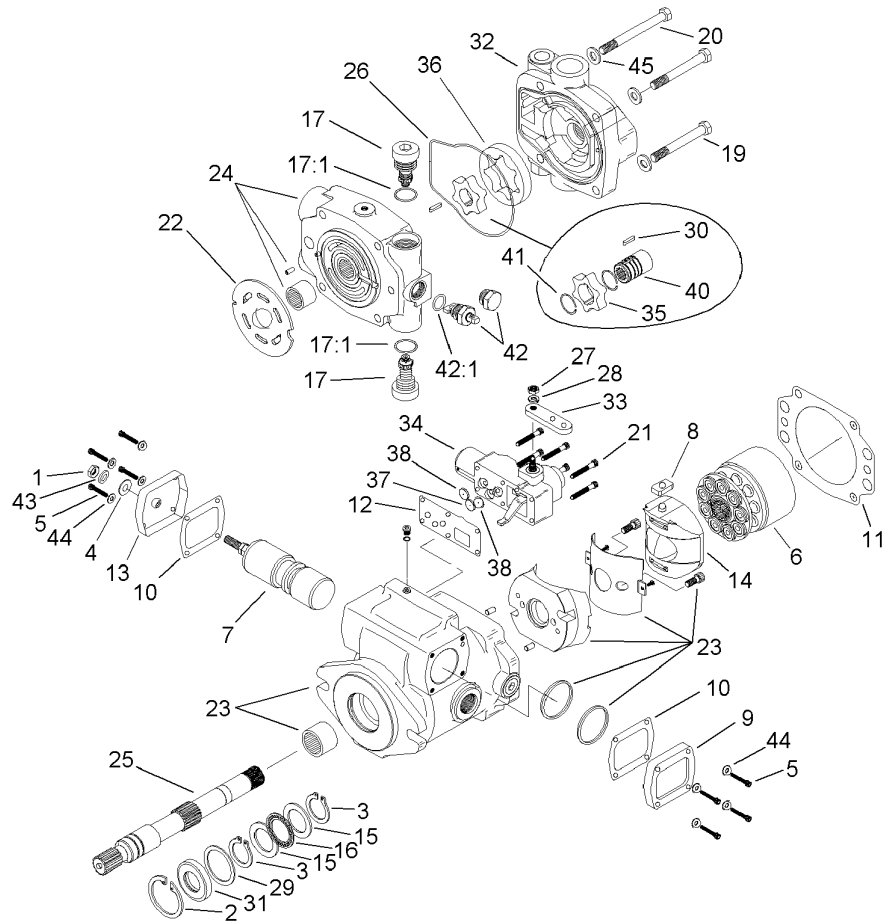
Ref	Part No.	Qty.	Description
11:2	340-65	1	O-Ring
12	340-129	1	Fitting-HYD, 90 DEG
12:1	237-146	1	O-Ring
12:2	340-65	1	O-Ring
13	2411-36	1	Bearing-End, Rod
14	3220-3	1	Nut-HJ
15	3234-11	1	Screw-HHF
16	3296-59	1	Nut-Lock, NI
17	325-6	2	Screw-HH
18	104-3789	1	Filter Hose ASM
19	105-7920	1	HYD Hose ASM
20	87-7270	2	Washer-Thrust
21	3253-7	2	Washer-Lock
22	75-6640	1	Fitting-HYD, Special
22:1	237-78	1	O-Ring
23	105-0122	1	Harness-Wire



Gear Pump Assembly No. 105-3317

Ref	Part No.	Qty.	Description
1	49-2640	1	Seal-Shaft
2	60-5890	1	Washer
3	105-2898	8	Screw-Cap
5	74-8920	4	Washer-Copper
6	105-2891	1	Relief Valve ASM
7	94-3013	1	Plug
●7:1		1	Seal-Dust
8	94-3011	1	Plug
9	94-3015	1	Seal Kit
●9:1		3	Gasket-Back Up
●9:2		3	Seal-Balance
9:3	49-2640	1	Seal-Shaft
9:4	60-5890	1	Washer
●9:5		6	Seal-Dust
●9:6		1	Plug
●9:7		1	Seal-Dust
●9:8		3	Plate-Wear
●9:9		4	Screw
●10		1	Body
●11		1	Drive Gear ASM
●15		1	Front Plate ASM
●16		1	Gear-Idler
●17		1	Key
●18		1	Gear

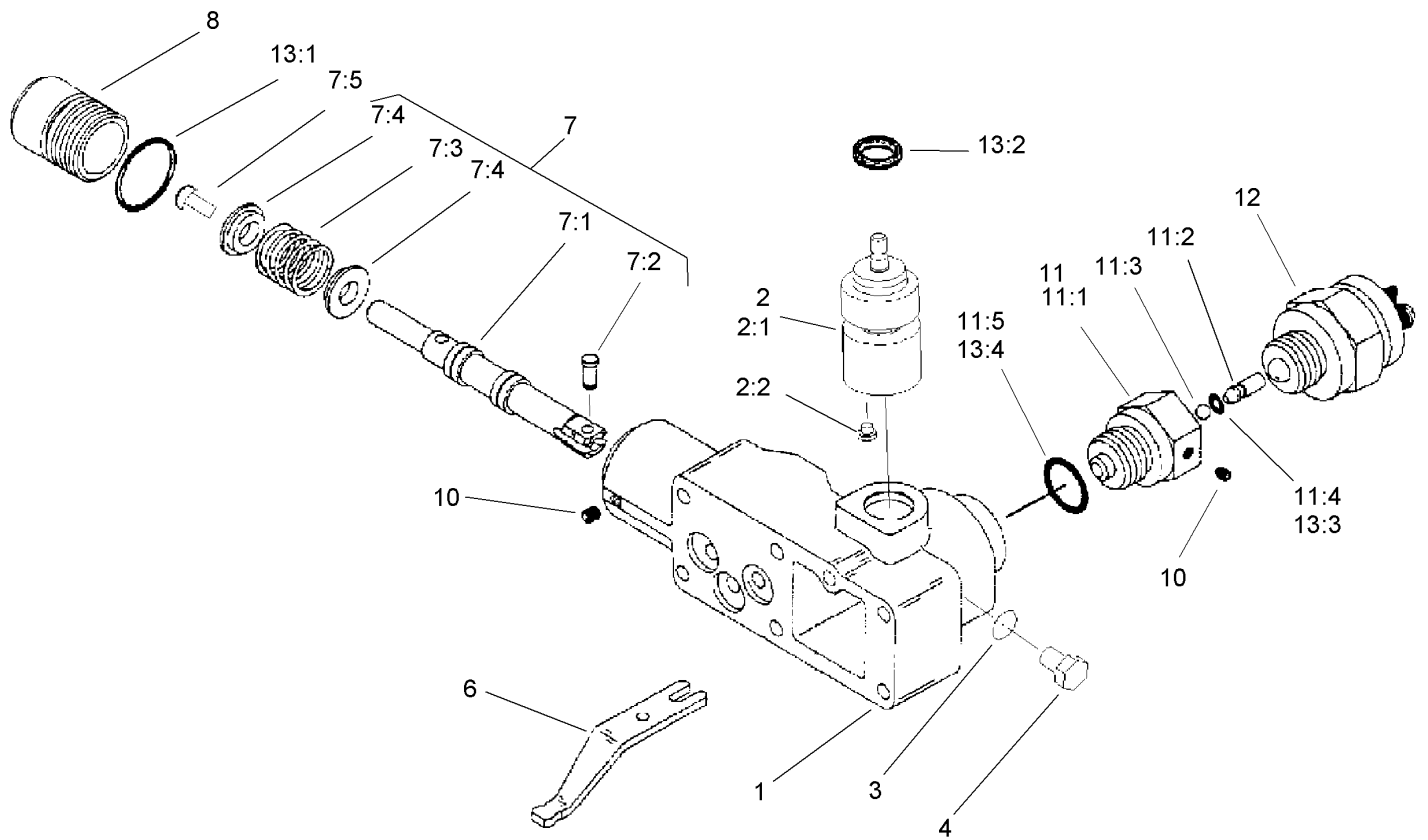
Ref	Part No.	Qty.	Description
●19		1	Body
●20		1	Gear
●21		1	Gear-Idler
●22		1	Key
●23		1	Plate-Adaptor
●24		1	Plate-Adaptor
●27		1	Body
●99	107-4328	1	Front Plate Kit



Piston Pump Assembly No. 110-0006

Ref	Part No.	Qty.	Description
1	3220-2	1	Nut-Jam
2	60-6260	1	Ring
3	76-7000	2	Ring-Retaining
4	94-3027	1	Washer-Seal
5	93-6337	8	Screw
6	93-6322	1	Rotating Kit
7	105-4572	1	Servo Piston ASM
8	94-3032	1	Follower-Piston
9	94-3033	1	Plate-Cover
10	93-6339	2	Gasket
11	105-2900	1	Gasket-Housing
12	105-2901	1	Gasket-Housing, Control
13	105-9853	1	Plate-Cover
14	94-3026	1	Camplate ASM
15	76-6950	2	Race-Thrust
16	76-6960	1	Bearing-Thrust
17	105-2858	2	Valve-Relief
●17:1		1	Seal-Dust
19	323-15	2	Screw-HH
20	323-16	2	Screw-HH
21	93-6324	6	Screw
22	105-2902	1	Plate-Valve
23	105-2903	1	Housing
24	105-8149	1	Endcover ASM

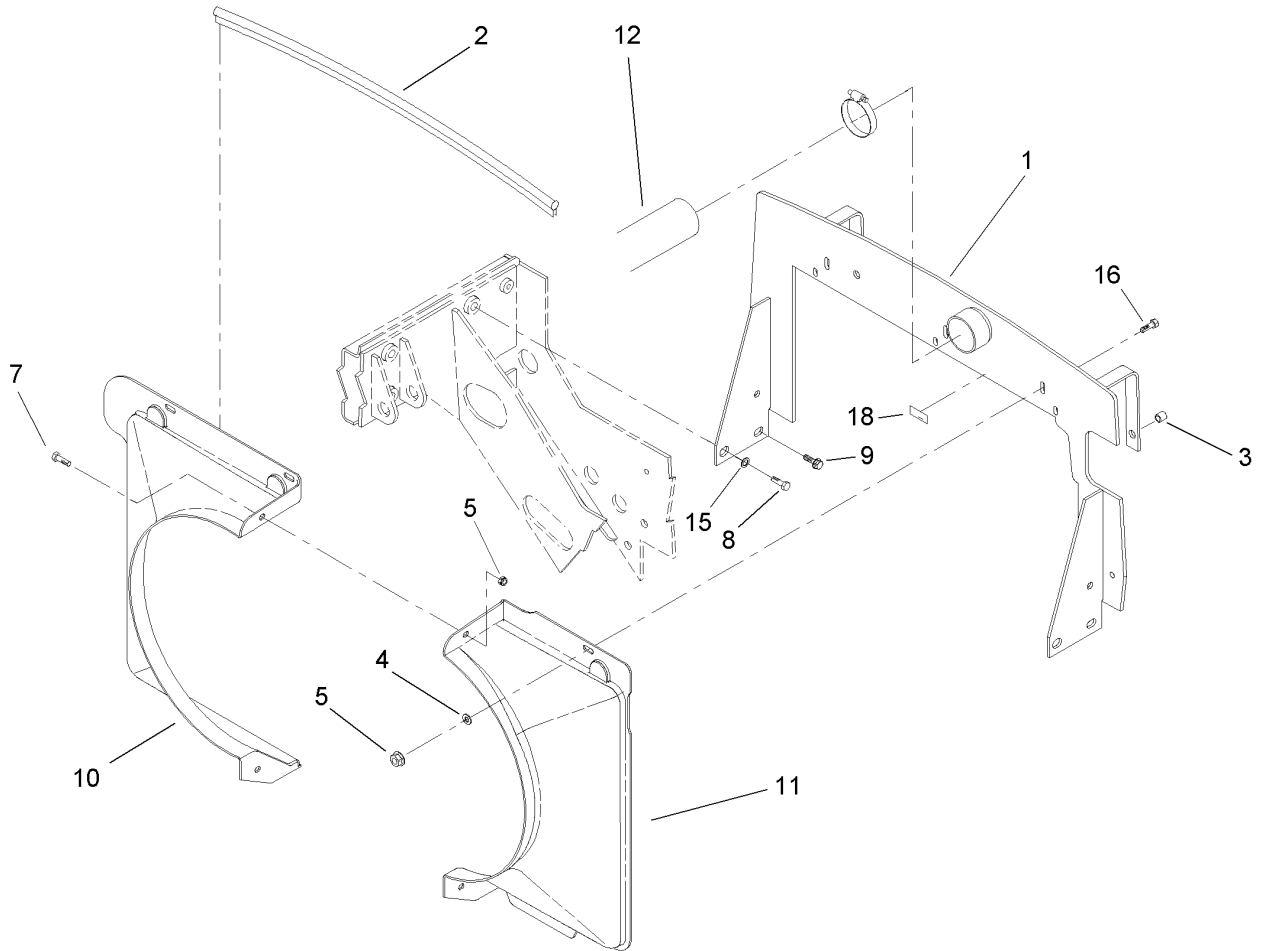
Ref	Part No.	Qty.	Description
25	94-3020	1	Shaft-Drive
26	105-2905	1	O-Ring
27	3217-5	1	Nut-Hex
28	3253-3	1	Washer-Lock
29	60-6240	1	Washer
30	107-4442	1	Key
31	105-3331	1	Seal-Shaft
32	105-2907	1	Charge Pump Adapter ASM
33	94-3031	1	Arm-Control
34	108-1503	1	Manual Servo Control ASM
35	107-4443	1	Gerotor, Inner Ring
36	99-8707	1	Gerotor-Outer
37	105-2909	1	Orifice-Control
38	105-2910	2	Orifice-Valve, Control
40	107-4444	1	Coupler
41	105-2912	2	Ring-Retaining
42	105-2913	1	Valve-Bypass
●42:1		1	Seal-Dust
43	94-3030	1	Washer
44	93-6336	8	Washer
45	3256-24	4	Washer-Flat



Control Assembly No. 108-1503

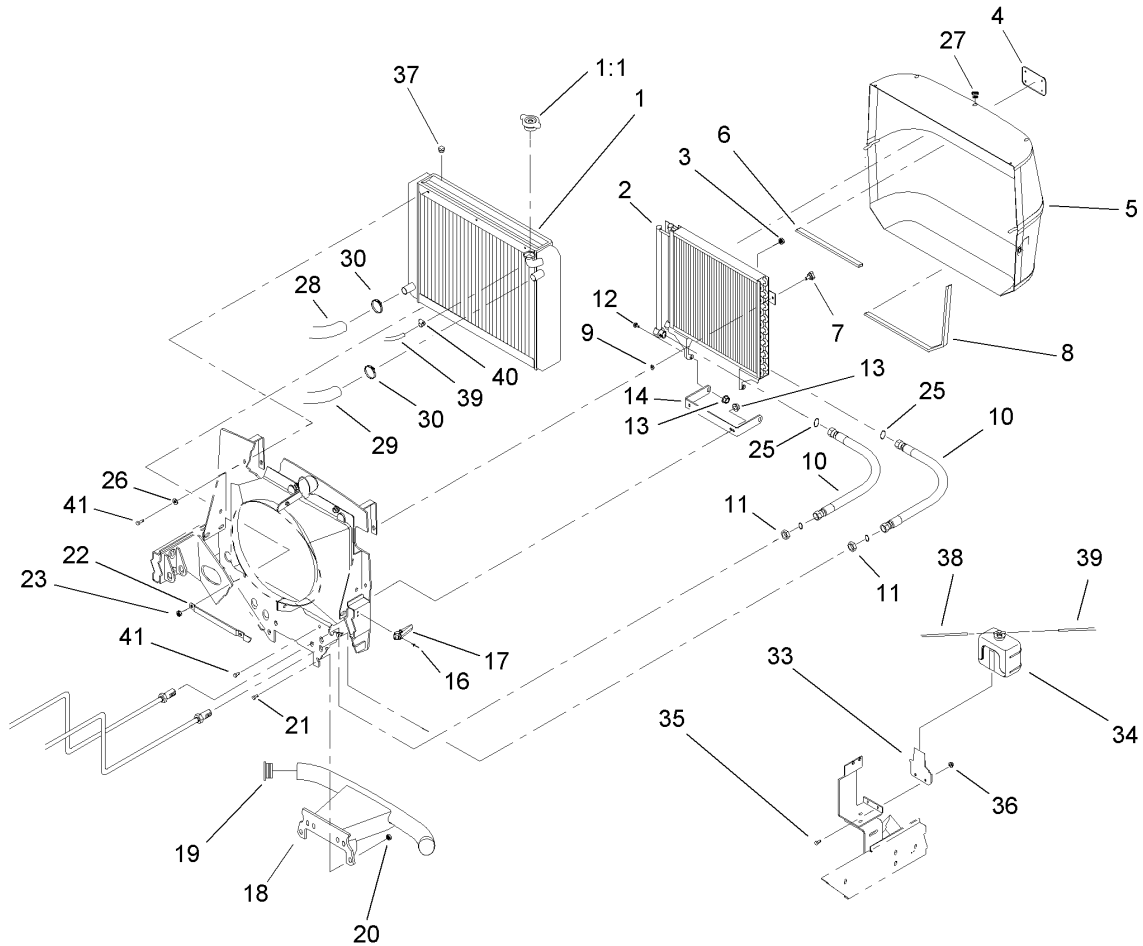
Ref	Part No.	Qty.	Description
1		1	Housing-Control
2	108-7099	1	Input Control Shaft ASM
2:1		1	Shaft
2:2		1	Pin
3		1	Seal-Dust
4		1	Plug
6		1	Link-Feedback
7	108-7098	1	Valve Spool ASM
7:1		1	Valve-Spool
7:2		1	Pin-Dowel
7:3		1	Spring
7:4		2	Retainer
7:5		1	Screw
8		1	Plug
10		2	Screw-Set
11	108-8003	1	Adaptor ASM
11:1		1	Adaptor-Neutral Lockout
11:2		1	Pin
11:3		1	Ball
11:4		1	Seal-Dust
11:5		1	Seal-Dust
12	94-3043	1	Switch-Safety, Neutral
13	94-3044	1	Seal Kit
13:1		1	Seal-Dust

Ref	Part No.	Qty.	Description
13:2		1	Seal-Dust
13:3		1	Seal-Wiper
13:4		1	Seal-Dust
13:5		1	Seal-Dust



Radiator Support and Shroud Assembly

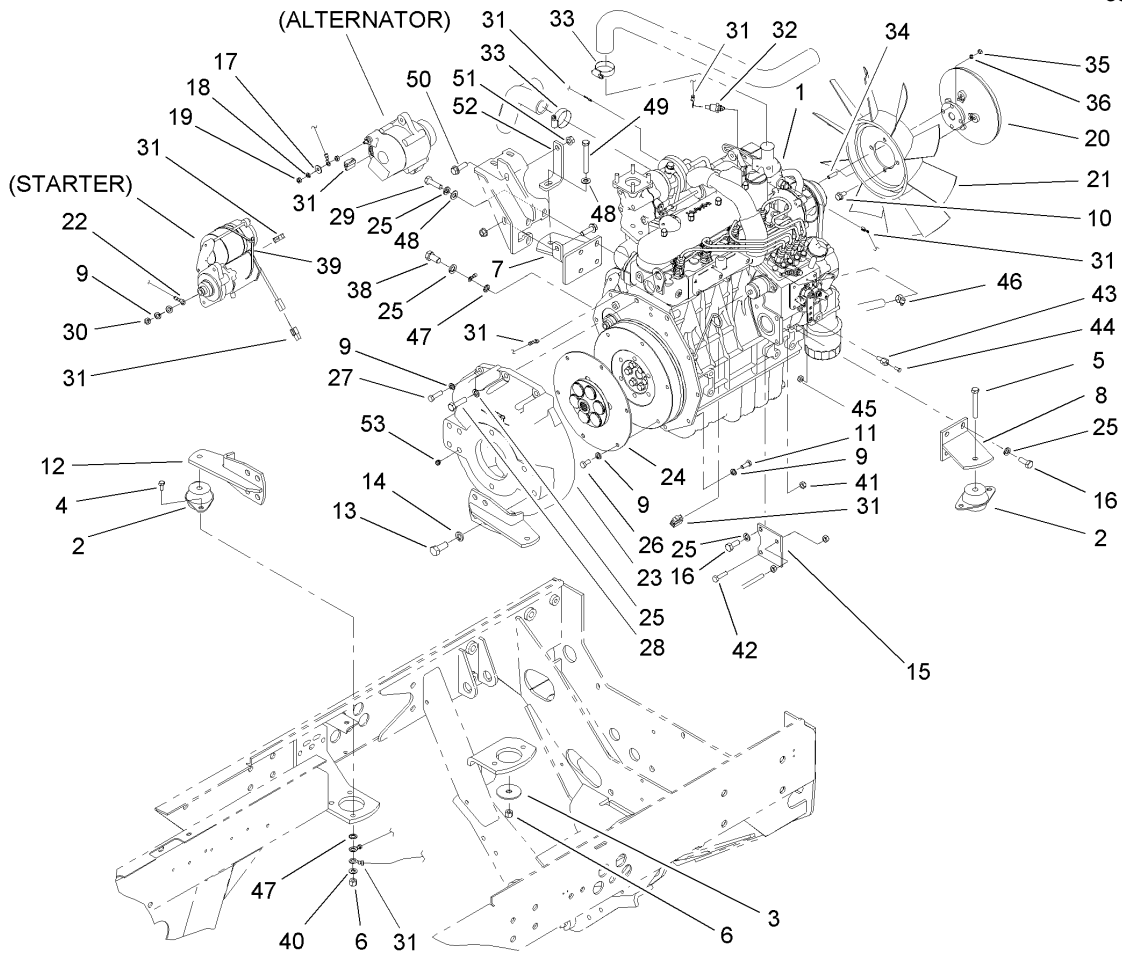
Ref	Part No.	Qty.	Description
1	104-3783-03	1	Support-Radiator
2	93-7553	1	Seal-Hood
3	32148-10	2	Insert-Nut
4	3256-56	3	Washer-Flat
5	32128-20	5	Nut-HF
7	3234-5	2	Screw-HHF
8	33118-025	2	Screw-HH
9	3234-1	2	Screw-HHF
10	105-0104	1	Shroud-Fan, RH
11	105-0103	1	Shroud-Fan, LH
12	104-5209	1	Hose-Cleaner, Air
15	3256-27	2	Washer-Flat
16	3230-2	3	Bolt-CARR
18	93-6681	1	Decal-Warning, Fan



Radiator and Screen Assembly

Ref	Part No.	Qty.	Description
1	110-0003	1	Radiator ASM
1:1	93-5957	1	Cap-Radiator
2	82-3740	1	Cooler-Oil
3	94-2638	4	Nut-Tinnerman
4	93-6028	1	Plate-Logo
5	92-7505-03	1	Screen ASM
6	92-7631	1	Seal-Screen
7	77-3620	2	Knob-Retainer
8	93-4208	1	Seal-Screen, Strip
9	32151-72	2	Ring-Retaining
10	92-7535	2	Hose ASM
11	340-74	2	Locknut-Bulkhead
12	37-8771	2	Bolt-Shoulder
13	32128-20	4	Nut-HF
14	92-7516-03	1	Bracket-Support, Cooler Base
16	3269-4	4	Rivet-Pop
17	105-9296	2	Latch-Draw
18	100-3758-03	1	Bumper ASM
19	2410-42	4	Cap-End
20	3296-23	4	Nut-Lock, NI
21	325-6	4	Screw-HH
22	92-7416-03	1	Strap-Radiator
23	3296-29	3	Nut-Lock, NI
25	237-65	2	O-Ring

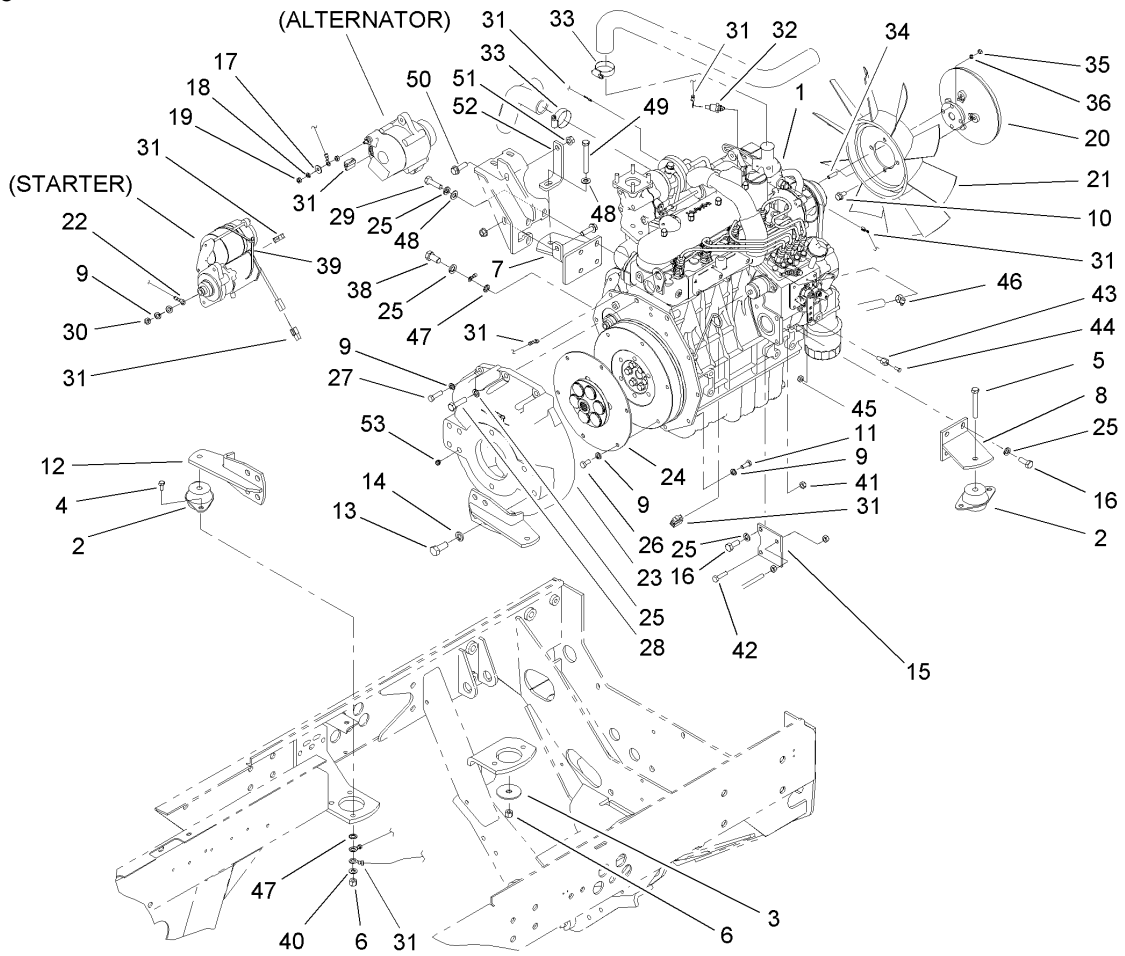
Ref	Part No.	Qty.	Description
26	3256-23	3	Washer-Flat
27	2410-64	3	Plug-Button
28	104-3781	1	Hose-Radiator, Lower
29	104-3782	1	Hose-Radiator, Upper
30	2412-34	2	Clamp-Hose
33	98-4576	1	Bracket-Water, Reservoir
34	104-9318	1	Bottle-Overflow
35	321-4	2	Screw-HH
36	3296-42	2	Nut-Lock, NI
37	281-13	1	Plug-Pipe
38	98-7895	1	Tube
39	104-4848	1	Hose-Fuel
40	2412-108	2	Clamp-Worm
41	3234-5	5	Screw-HHF



Engine Installation Assembly

Ref	Part No.	Qty.	Description
1	107-2395	1	Engine-Kubota
2	53-9680	4	Mount-Engine
3	87-5100	4	Washer-Snubbing
4	323-7	7	Screw-HH
5	323-13	3	Screw-HH
6	3296-39	11	Nut-Lock, NI
7	105-7914-03	1	Bracket-Engine
8	104-3762-03	1	Bracket-Engine, Front (LH)
9	42-9850	15	Washer-Lock, Spring
10	3234-7	4	Screw-HHF
11	33114-020	2	Screw-HH
12	104-3764-03	2	Rear Engine Plate ASM
13	325-5	8	Screw-HH
14	3253-7	8	Washer-Lock
15	104-3778-03	1	Plate-Throttle
16	63-7790	6	Screw-Cap
17	3256-78	1	Washer-Flat
18	43-5930	1	Washer-Spring
19	48-7890	1	Nut
20	105-0129	1	Clutch-Fan
21	74-3650	1	Fan
22	99-3441	1	Harness-Wire, Fusible Link
23	105-0100	1	Flywheel Housing ASM
24	105-0101	1	Flywheel Coupling ASM

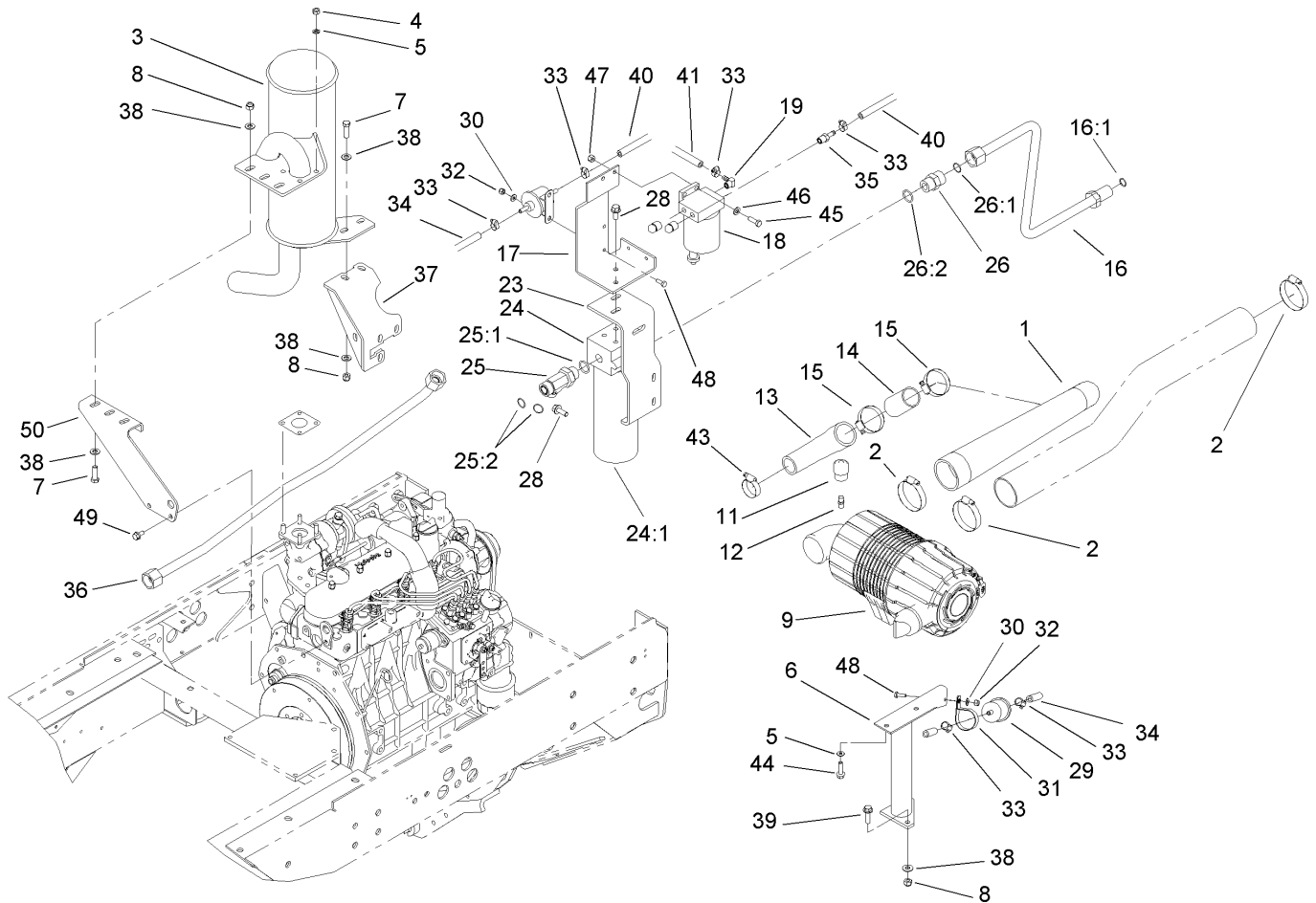
Ref	Part No.	Qty.	Description
25	42-9600	12	Washer-Lock, Spring
26	33114-016	6	Screw-HH
27	33114-030	6	Screw-HH
28	87-3700	2	Screw-Cap, HH
29	99-6058	3	Screw-Cap
30	57-6390	1	Nut-Jam
31	106-5972	1	Harness-Wire
32	98-9346	1	Sender-Temperature
33	2412-34	2	Clamp-Hose
34	104-5222	4	Stud
35	33013-00	4	Nut-Hex
36	3253-18	4	Washer-Lock
38	43-0090	1	Screw-HH
39	3290-379	2	Tie-Cable
40	3256-3	1	Washer-Flat
41	33024-00	1	Nut-Lock
42	33114-030	1	Screw-HH
43	98-9311	1	Swivel-Throttle
44	25-8640	1	Screw-HH
45	3296-20	1	Nut-Lock, NI
46	2412-108	2	Clamp-Worm
47	3255-9	2	Washer-Lock
48	48-9220	4	Washer
49	323-14	1	Screw-HH



Engine Installation Assembly (continued)

Ref	Part No.	Qty.	Description
50	66-9300	2	Screw-HF
51	32128-21	2	Nut-HF
52	105-7931-03	1	Bracket-Support
53	3248-3	2	Screw-Set, HSH

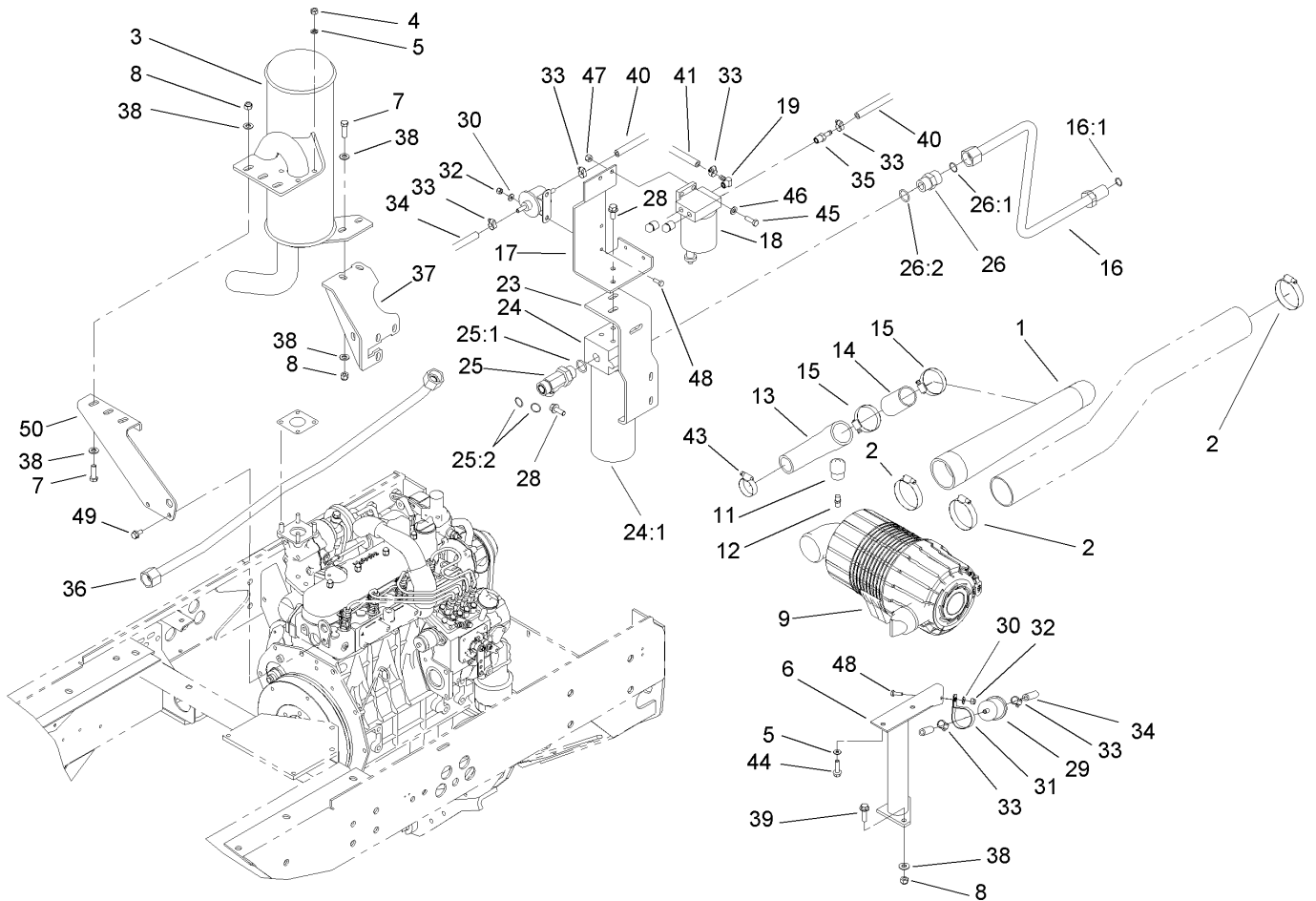
--	--	--	--



Hydraulic Filter, Filter Pump, Fuel Filter and Air Cleaner Assembly

Ref	Part No.	Qty.	Description
1	104-5208	1	Hose-Turbo, Air Cleaner
2	2412-125	3	Clamp-Hose
3	105-9260	1	Muffler ASM
4	33014-00	4	Nut-Hex
5	42-9850	6	Washer-Lock, Spring
6	106-7792-03	1	Air Filter Support ASM
7	323-7	5	Screw-HH
8	3296-39	7	Nut-Lock, NI
9	100-2597	1	Air Filter ASM
11	93-9164	1	Indicator-Mini
12	94-1416	1	Indicator Adapter ASM
13	104-5207	1	Hose-Turbo
14	104-5214	1	Spacer-Tubular
15	2412-92	2	Clamp-Hose
16	104-3742	1	HYD Filter Tube ASM
16:1	237-65	1	O-Ring
17	104-3776-03	1	Bracket-Separator, Fuel
18	98-9305	1	Water / Fuel Filter ASM
19	353-781	1	Fitting-Elbow
23	104-5213-03	1	Bracket-Filter, Oil
24	94-2620	1	Oil Filter ASM
24:1	94-2621	1	Element-Filter
25	340-148	1	Fitting-Tee
25:1	237-81	1	O-Ring

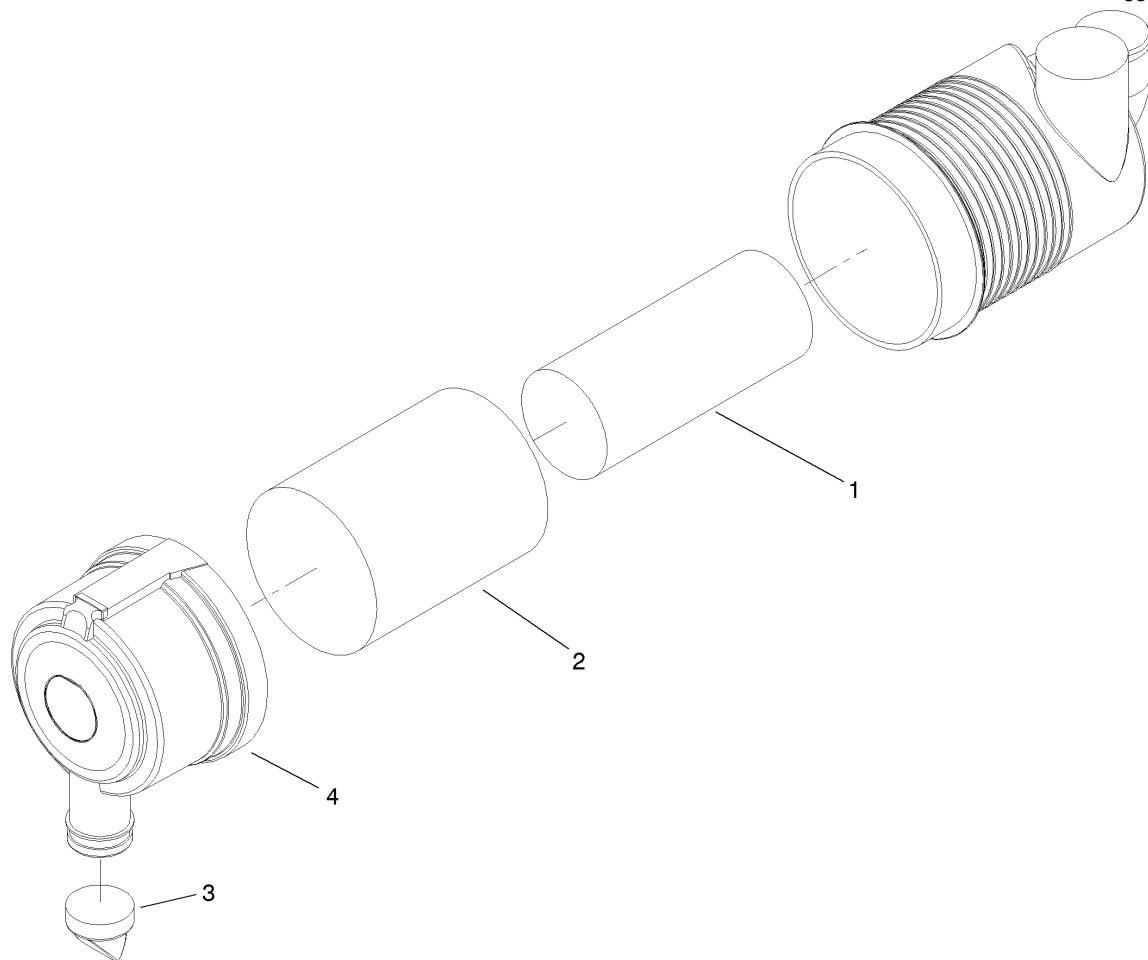
Ref	Part No.	Qty.	Description
25:2	237-58	2	O-Ring
26	340-9	1	Fitting-HYD, Straight
26:1	237-58	1	O-Ring
26:2	237-81	1	O-Ring
28	3234-25	4	Screw-HHF
29	98-7612	1	Filter-Fuel
30	3256-1	3	Washer-Flat
31	2412-147	1	Clamp
32	3296-42	3	Nut-Lock, NI
33	2412-108	6	Clamp-Worm
34	93-2043	1	Hose-Fuel
35	353-783	1	Fitting-Straight
36	104-3749	1	HYD Tube ASM
37	105-7910-03	1	Support-Muffler
38	3256-56	12	Washer-Flat
39	3234-24	2	Screw-HHF
40	92-9283	1	Hose-Fuel
41	63-7627	1	Hose-Fuel
43	2412-3	1	Clamp-Hose
44	33104-030	2	Screw-HHF
45	322-5	2	Screw-HH
46	3256-23	2	Washer-Flat
47	3296-29	2	Nut-Lock, NI
48	321-4	3	Screw-HH



Hydraulic Filter, Filter Pump, Fuel Filter and Air Cleaner Assembly (continued)

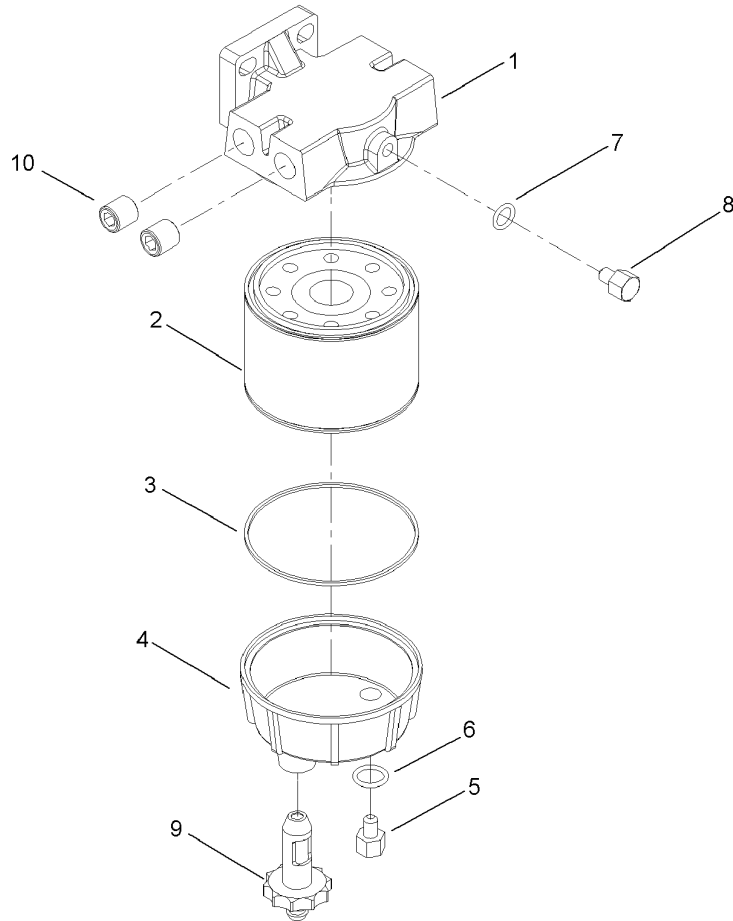
Ref	Part No.	Qty.	Description
49	33114-016	2	Screw-HH
50	105-9258-03	1	Bracket-Muffler, Upper

--	--	--	--



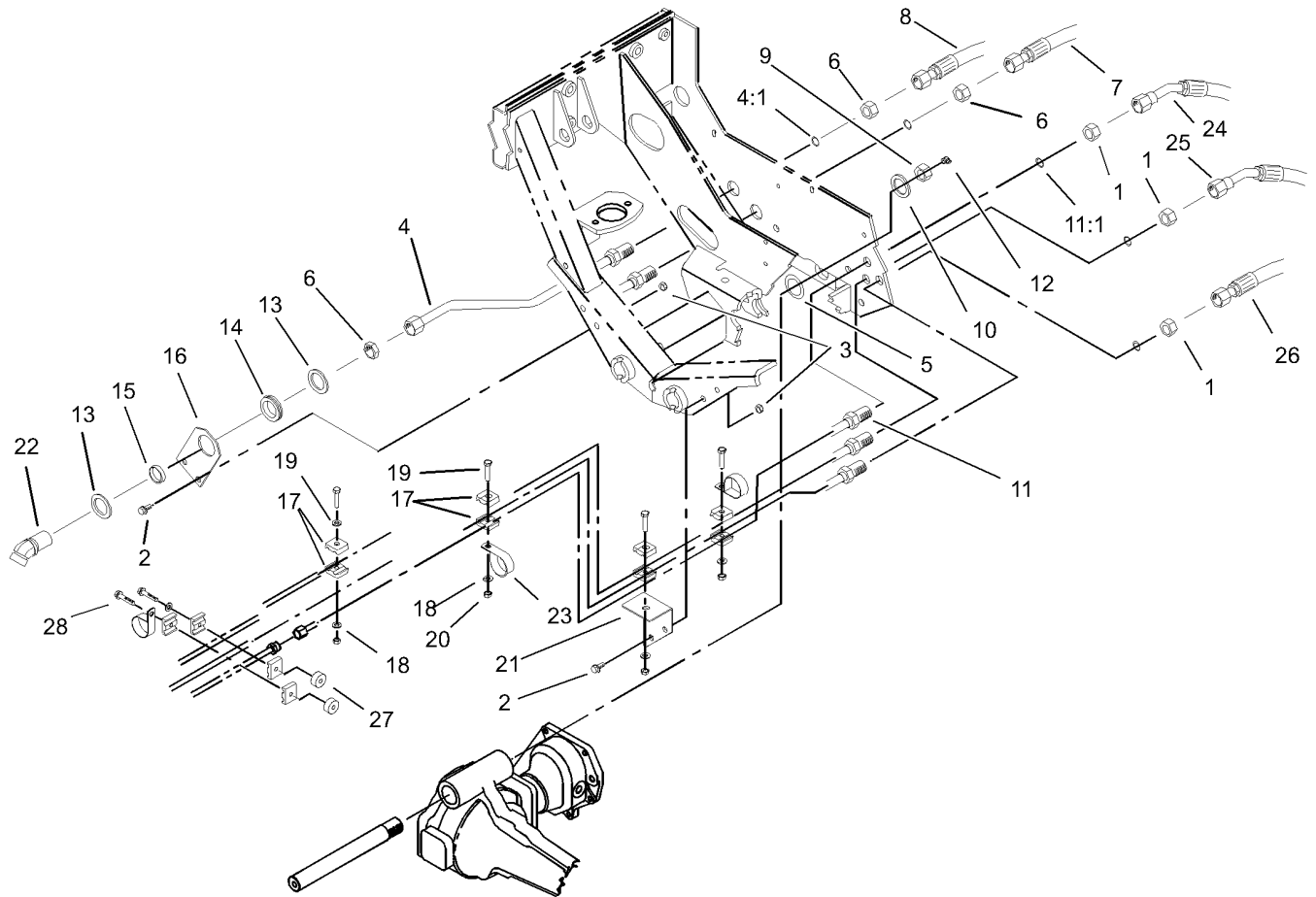
Air Filter Assembly No. 100-2597

Ref	Part No.	Qty.	Description				
1	108-3812	1	Filter-Air				
2	108-3813	1	Filter-Air				
3	87-9400	1	Valve-Vacuator				
4	108-1448	1	Cover ASM				



Water / Fuel Filter Assembly No. 98-9305

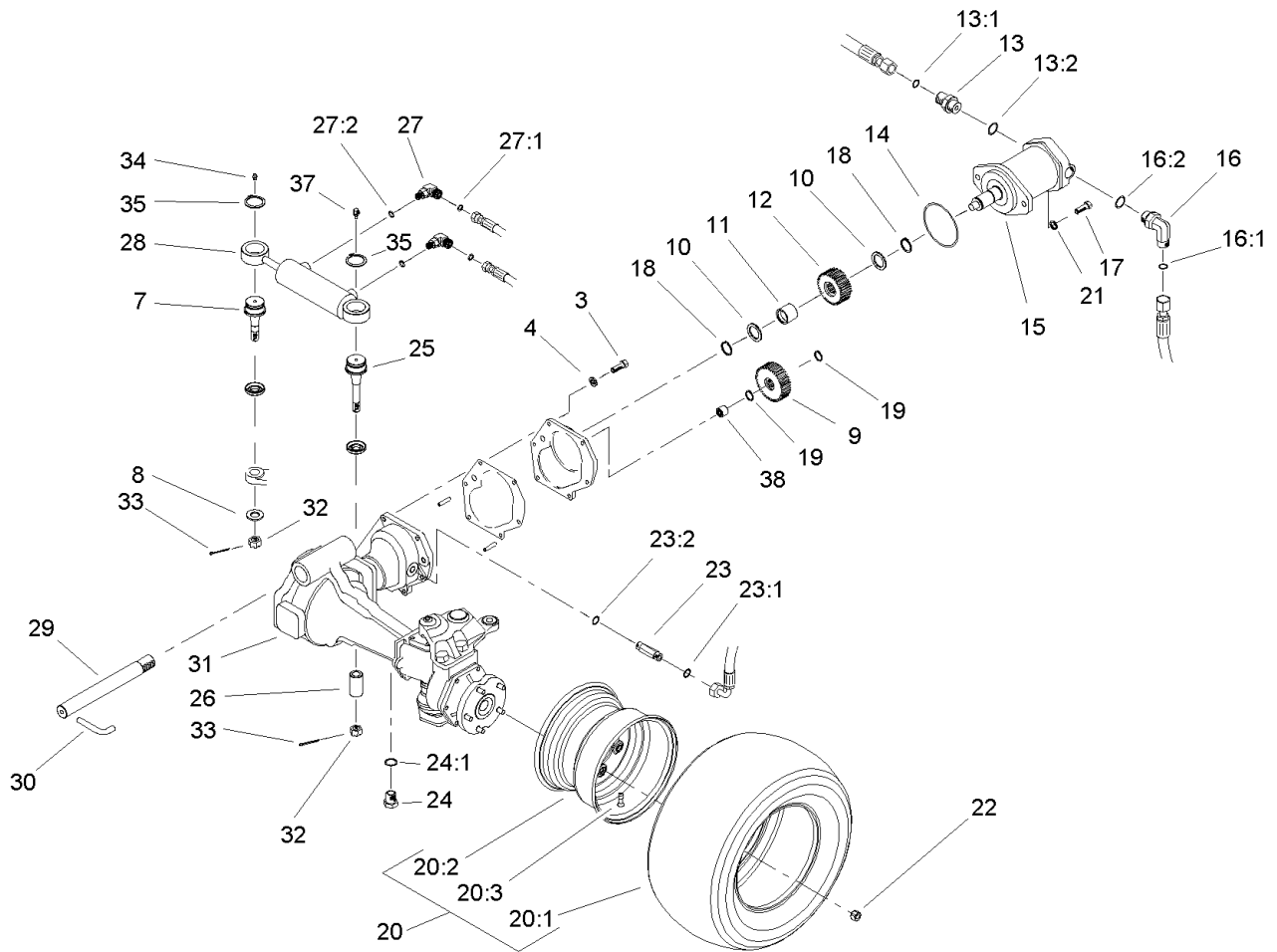
Ref	Part No.	Qty.	Description
1	98-9772	1	Head-Filter
2	98-9764	1	Element
3	98-9774	1	O-Ring
4	98-9775	1	Base-Filter
5	98-9773	1	Plug-Base, Filter
6	237-42	1	O-Ring
7	237-78	1	O-Ring
8	98-9776	1	Plug-Head, Filter
9	98-9777	1	Drain Valve ASM
10	285-22	2	Plug-Pipe



Rear Hydraulic Assembly

Ref	Part No.	Qty.	Description
1	340-70	3	Nut-Lock
2	323-6	4	Screw-HH
3	32128-21	4	Nut-HF
4	104-3735	1	HYD Tube ASM
4:1	237-58	1	O-Ring
5	98-3867	2	Washer-Thrust
6	340-126	3	Nut-Bulkhead
7	92-7537	1	Hose ASM
8	92-7536	1	Hose ASM
9	3296-68	1	Nut-Lock, NI
10	92-1765	1	Washer-Thrust
11	104-3729	1	HYD Tube Drain ASM
11:1	237-22	1	O-Ring
12	302-33	1	Fitting-Grease
13	69-8910	2	Washer
14	240-7	1	Grommet-Rubber
15	69-8900	1	Spacer
16	104-3774-03	1	Bracket-Bulkhead
17	56-7973	12	Clamp-Tube
18	3256-23	6	Washer-Flat
19	322-7	4	Screw-HH
20	3296-47	4	Nut-Lock, NI
21	104-3752-03	1	Bracket-Clamp
22	92-7646	1	Elbow-Bulkhead, 45 DEG

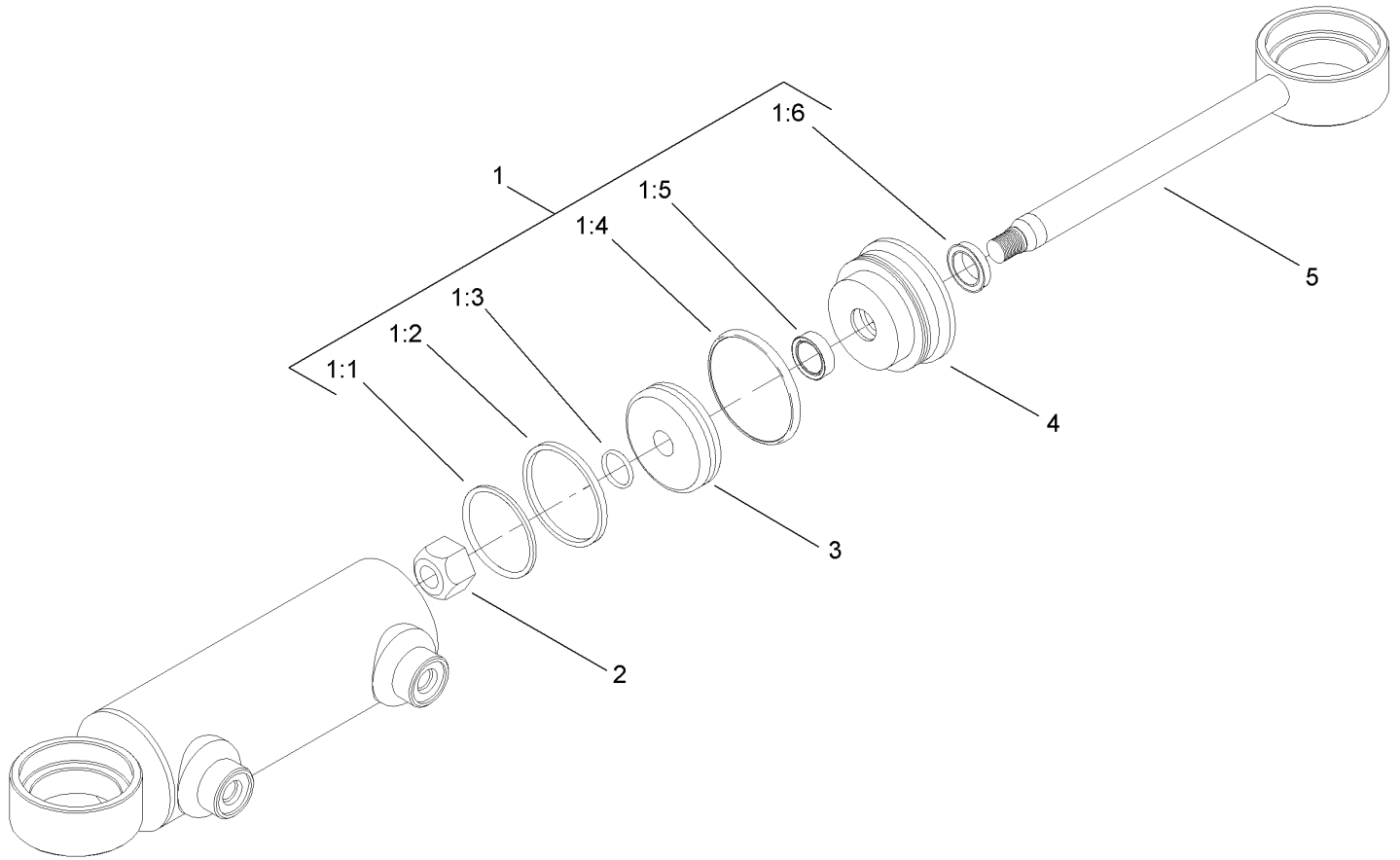
Ref	Part No.	Qty.	Description
●22:1	237-58	2	O-Ring
23	2412-147	4	Clamp
24	92-7534	1	Hose ASM
25	92-7539	1	Hose ASM
26	92-7538	1	Hose ASM
27	80-8660	2	Spacer-Coupler
28	32104-37	2	Screw-HWH



Four Wheel Drive Axle Assembly

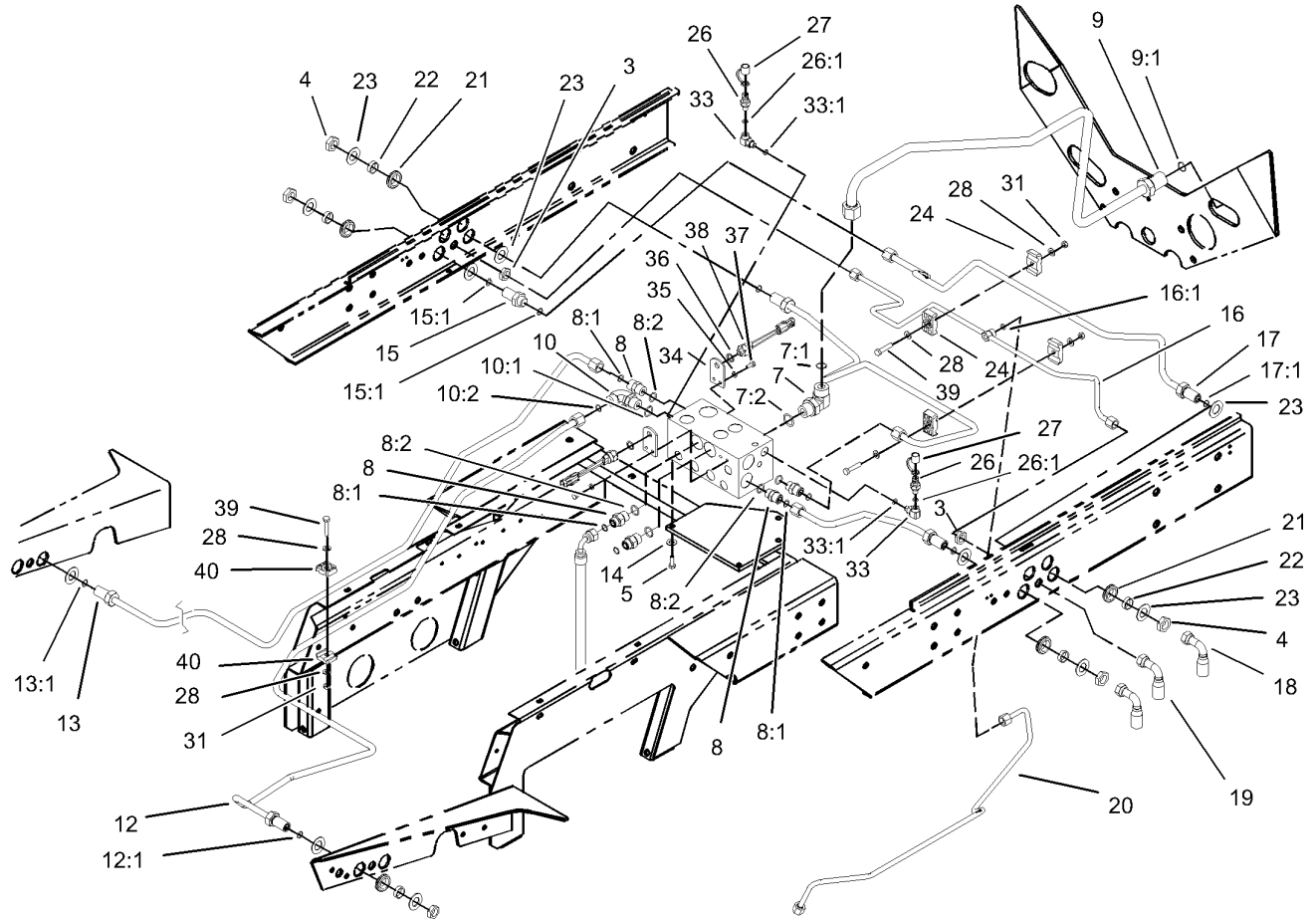
Ref	Part No.	Qty.	Description
3	33114-025	6	Screw-HH
4	3253-4	6	Washer-Lock
7	106-6774	1	Joint-Ball
8	92-5836	1	Washer
9	100-3774	1	Gear-Driven, 10 Pitch
10	71-4590	2	Washer-Thrust
11	71-4580	1	Bearing
12	100-3775	1	Gear-Driver, 10 Pitch
13	340-9	1	Fitting-HYD, Straight
13:1	237-58	1	O-Ring
13:2	237-81	1	O-Ring
14	237-166	1	O-Ring
15	92-7386	1	HYD Motor ASM
16	340-142	1	Fitting-HYD, 90 DEG
16:1	237-58	1	O-Ring
16:2	237-81	1	O-Ring
17	325-7	2	Screw-HH
18	32151-96	2	Ring-Retaining
19	32120-15	2	Ring-Snap, EXT
20		2	Tire And Wheel ASM
20:1	86-5910	1	Tire-6 Ply
20:2	100-2582	1	Rim
20:3	232-27	1	Stem-Valve
21	3256-26	2	Washer-Flat

Ref	Part No.	Qty.	Description
22	93-5268	10	Nut-Lug
23	340-2	1	Fitting-HYD, Straight
23:1	237-22	1	O-Ring
23:2	237-42	1	O-Ring
24	353-989	1	Plug-Hex, Hollow
24:1	237-42	1	O-Ring
25	100-3795	1	Joint-Ball
26	100-3796	1	Spacer-Joint, Ball
27	340-97	2	Fitting-HYD, 90 DEG
27:1	237-22	1	O-Ring
27:2	237-78	1	O-Ring
28	98-3806	1	HYD Cylinder ASM
29	100-3770	1	Pin-Axle, Pivot
30	100-3771	1	Pin-Stop
31	100-3784	1	Drive Axle ASM
32	32136-14	2	Nut-SHH
33	3272-11	2	Pin-Cotter
34	302-5	1	Fitting-Grease
35	94-9973	2	Ring-Retaining
37	302-60	1	Fitting-Grease, 90 DEG
38	74-5700	1	Bearing-Needle, Roller



Hydraulic Cylinder Assembly No. 98-3806

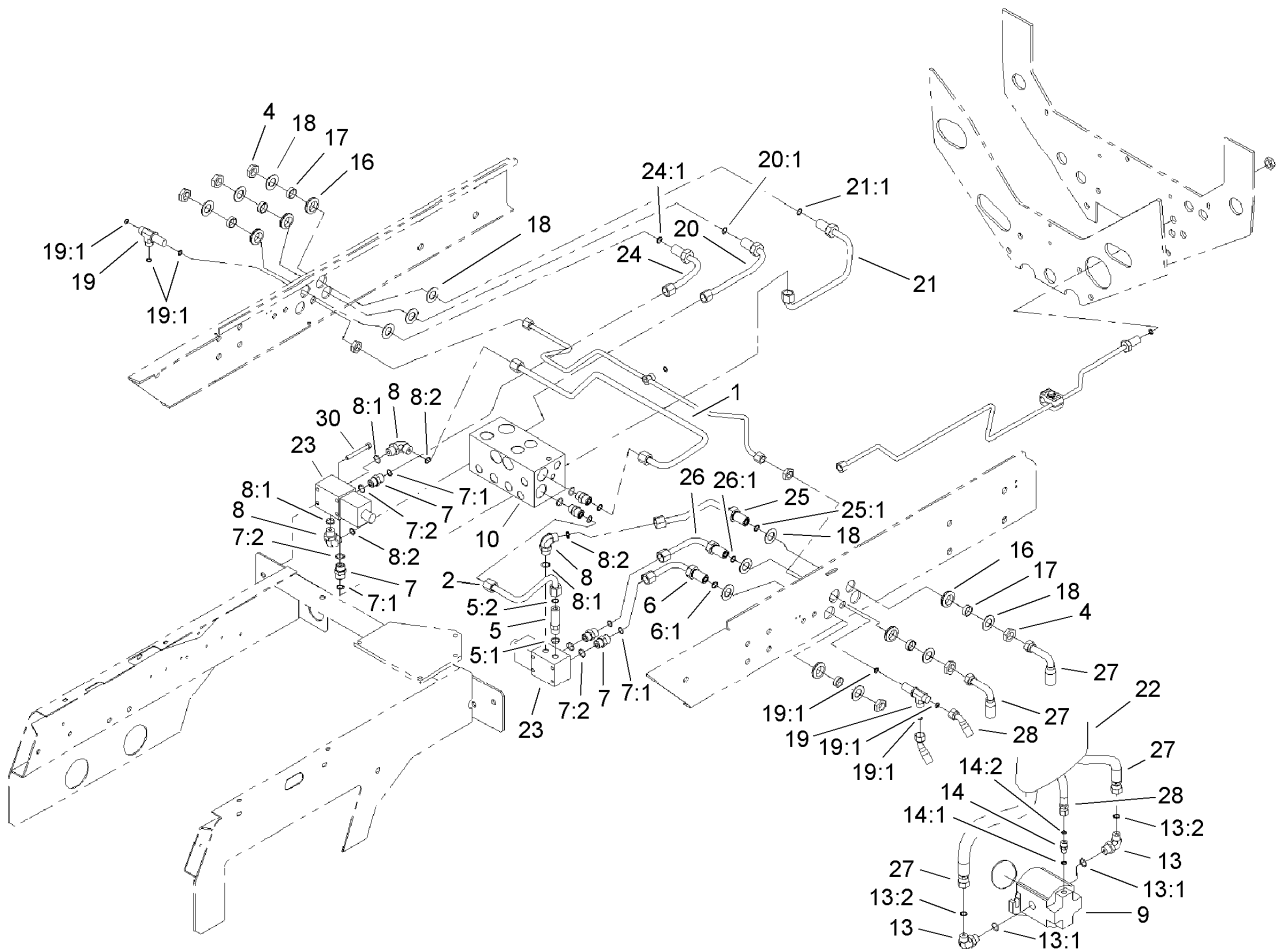
Ref	Part No.	Qty.	Description
1	92-6593	1	Seal Kit
②1:1		1	Seal ASM
②1:2		1	Seal-Dust
②1:3		1	Seal-Dust
②1:4		1	Seal-Dust
②1:5		1	U-Cup
②1:6		1	Wiper
②2		1	Locknut
②3		1	Piston
②4		1	Gland
②5		1	Rod ASM



Rear Hydraulic Control Block Assembly

Ref	Part No.	Qty.	Description
3	340-70	2	Nut-Lock
4	340-127	4	Nut-Bulkhead
5	322-4	2	Screw-HH
7	340-142	1	Fitting-HYD, 90 DEG
7:1	237-58	1	O-Ring
7:2	237-81	1	O-Ring
8	340-6	5	Fitting-HYD, Straight
8:1	237-30	1	O-Ring
8:2	237-80	1	O-Ring
9	104-3734	1	HYD Cooler Tube ASM
9:1	237-65	1	O-Ring
10	340-105	1	Fitting-HYD, 90 DEG
10:1	237-80	1	O-Ring
10:2	237-30	1	O-Ring
12	104-3741	1	HYD Tube ASM
12:1	237-30	1	O-Ring
13	104-3739	1	HYD Tube ASM
13:1	237-30	1	O-Ring
14	3253-4	2	Washer-Lock
15	340-161	1	Fitting-Bulkhead
15:1	237-30	2	O-Ring
16	104-3723	1	HYD Tube ASM
16:1	237-22	1	O-Ring
17	104-3724	1	HYD Tube ASM

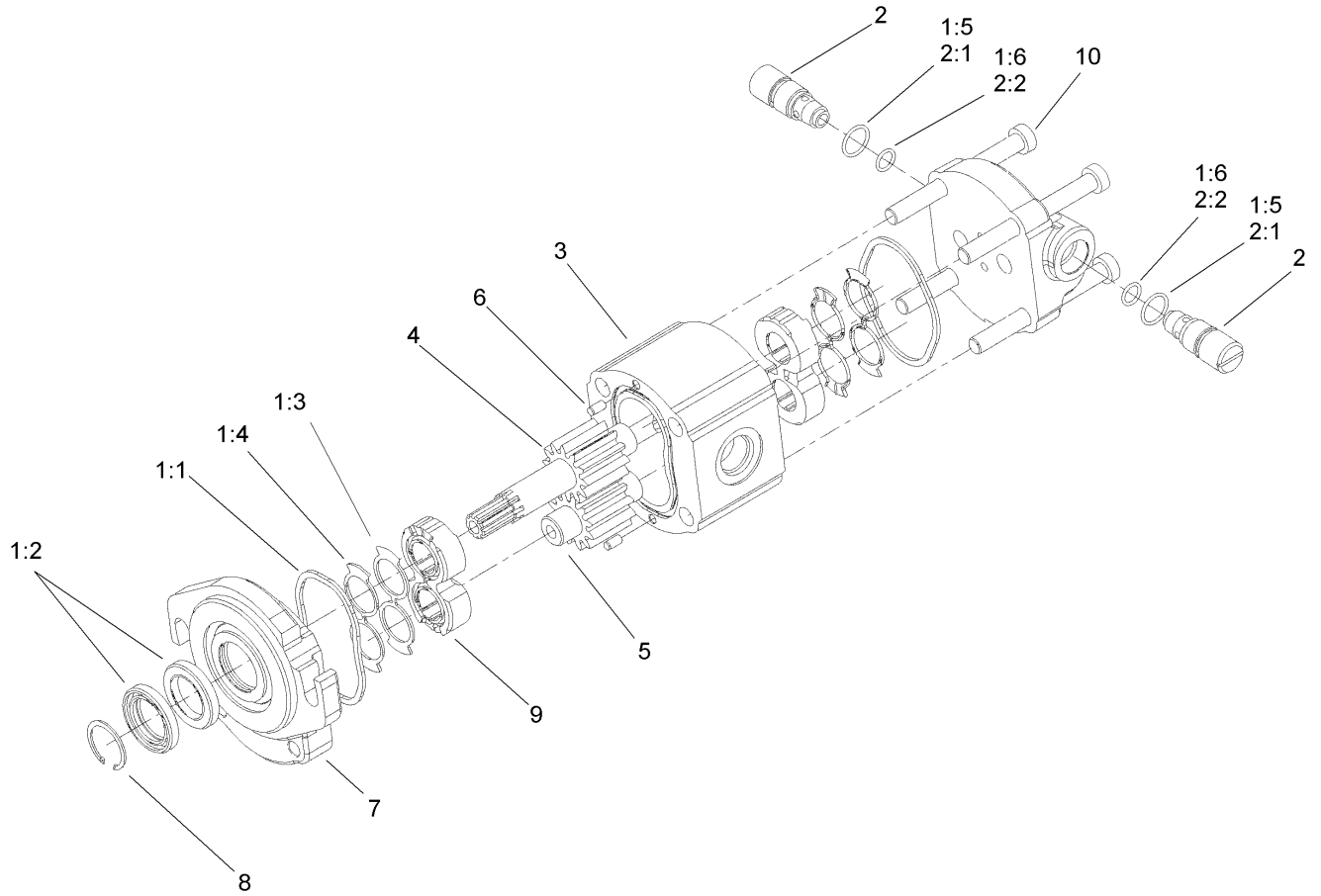
Ref	Part No.	Qty.	Description
17:1	237-30	1	O-Ring
18	105-7903	4	HYD Hose ASM
19	99-5614	2	HYD Hose ASM
20	104-3732	1	Return Drain ASM
21	240-5	4	Grommet-Rubber
22	69-8960	4	Spacer
23	69-8930	8	Washer
24	56-7972	4	Clamp-Tube
26	354-77	2	Fitting-Quick
26:1	237-78	1	O-Ring
27	354-79	2	Cap-Dust
28	3256-23	8	Washer-Flat
31	3296-47	4	Nut-Lock, NI
33	75-6640	2	Fitting-HYD, Special
33:1	237-78	1	O-Ring
34	98-8199	2	Bracket-Switch
35	3253-3	4	Washer-Lock
36	3256-76	2	Washer-Flat
37	329-3	4	Screw-HH
38	72-4320	2	Switch-Ball
39	322-7	4	Screw-HH
40	56-7976	4	Clamp-Tube



Hydraulic Manifold Mow Block Assembly

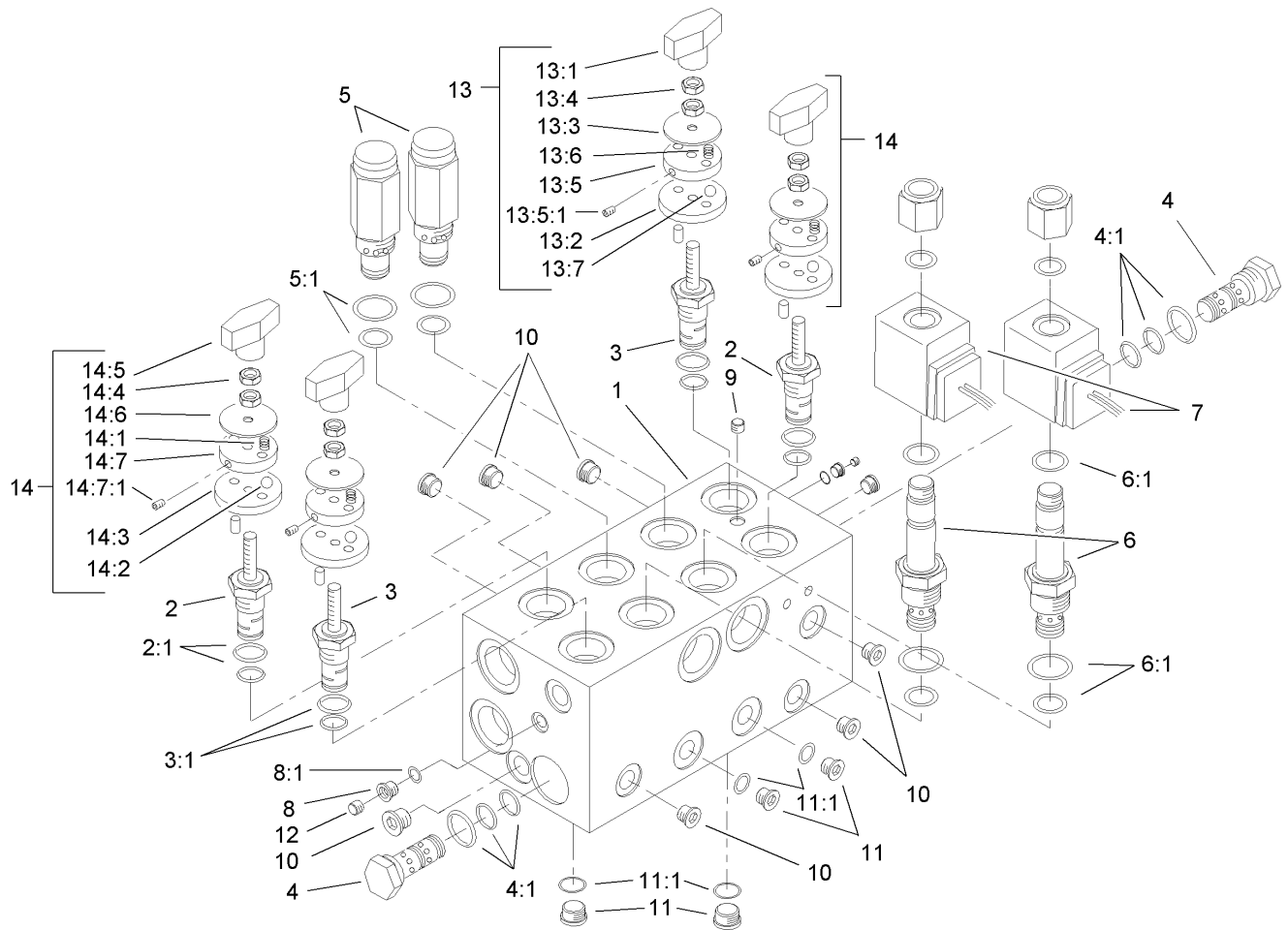
Ref	Part No.	Qty.	Description
1	104-3744	1	HYD Tube ASM
2	104-3743	1	HYD Tube ASM
4	340-127	4	Nut-Bulkhead
5	94-2628	1	Adapter-HYD
5:1	237-79	1	O-Ring
5:2	237-30	1	O-Ring
6	104-3725	1	HYD Tube ASM
6:1	237-30	1	O-Ring
7	340-4	4	Fitting-HYD, Straight
7:1	237-30	1	O-Ring
7:2	237-79	1	O-Ring
8	340-98	3	Fitting-HYD, 90 DEG
8:1	237-79	1	O-Ring
8:2	237-30	1	O-Ring
9	108-1447	2	HYD Motor ASM
10	105-0105	1	Block-Mow
13	340-98	4	Fitting-HYD, 90 DEG
13:1	237-79	1	O-Ring
13:2	237-30	1	O-Ring
14	340-92	1	Fitting-HYD, Straight
14:1	237-78	1	O-Ring
14:2	237-21	1	O-Ring
16	240-5	4	Grommet-Rubber
17	69-8960	4	Spacer

Ref	Part No.	Qty.	Description
18	69-8930	8	Washer
19	340-68	2	Fitting-Tee, Bulkhead
19:1	237-22	3	O-Ring
20	104-3720	1	HYD Tube ASM
20:1	237-30	1	O-Ring
21	104-3721	1	HYD Tube ASM
21:1	237-30	1	O-Ring
22	100-3814	2	Sleeve-Protective
23	76-9970	2	Four Wheel Drive Valve ASM
24	104-3722	1	HYD Tube ASM
24:1	237-30	1	O-Ring
25	104-3727	1	HYD Tube ASM
25:1	237-30	1	O-Ring
26	104-3726	1	HYD Tube ASM
26:1	237-30	1	O-Ring
27	105-7900	4	HYD Hose ASM
28	94-1433	2	HYD Hose ASM
30	322-13	4	Screw-HH



Hydraulic Motor Assembly No. 108-1447

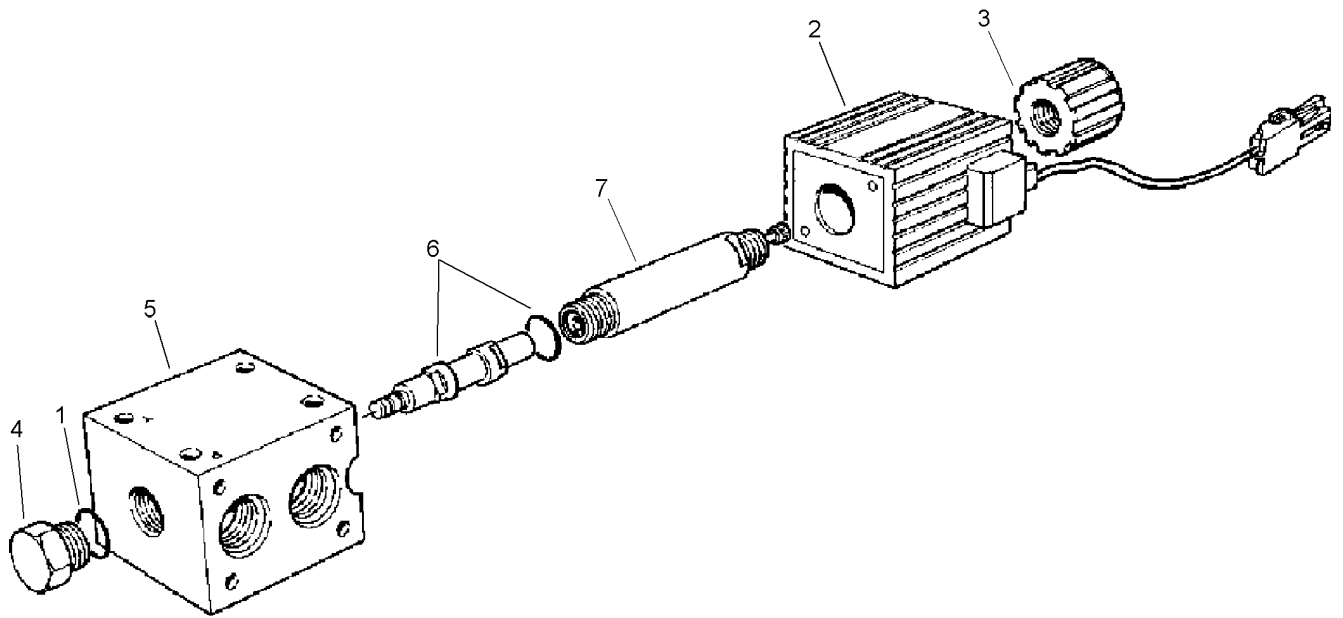
Ref	Part No.	Qty.	Description
1	108-6747	1	Kit-Seal
2		2	Ring
2		2	Seal-Shaft
2		2	Seal ASM
2		2	Seal-Anti Extrusion
2		2	Seal-Relief Valve
2		2	Seal-Relief Valve
2	108-6748	2	Cartridge-Relief
2		1	Seal ASM
2		1	Seal ASM
3		1	Body
4		1	Gear-Drive
5		1	Gear-Driven
6		2	Pin-Dowel
7		1	Cover-Front
8		1	Ring-Retaining
9		2	Bearing Block
10		4	Screw



Hydraulic Manifold Assembly No. 105-0105

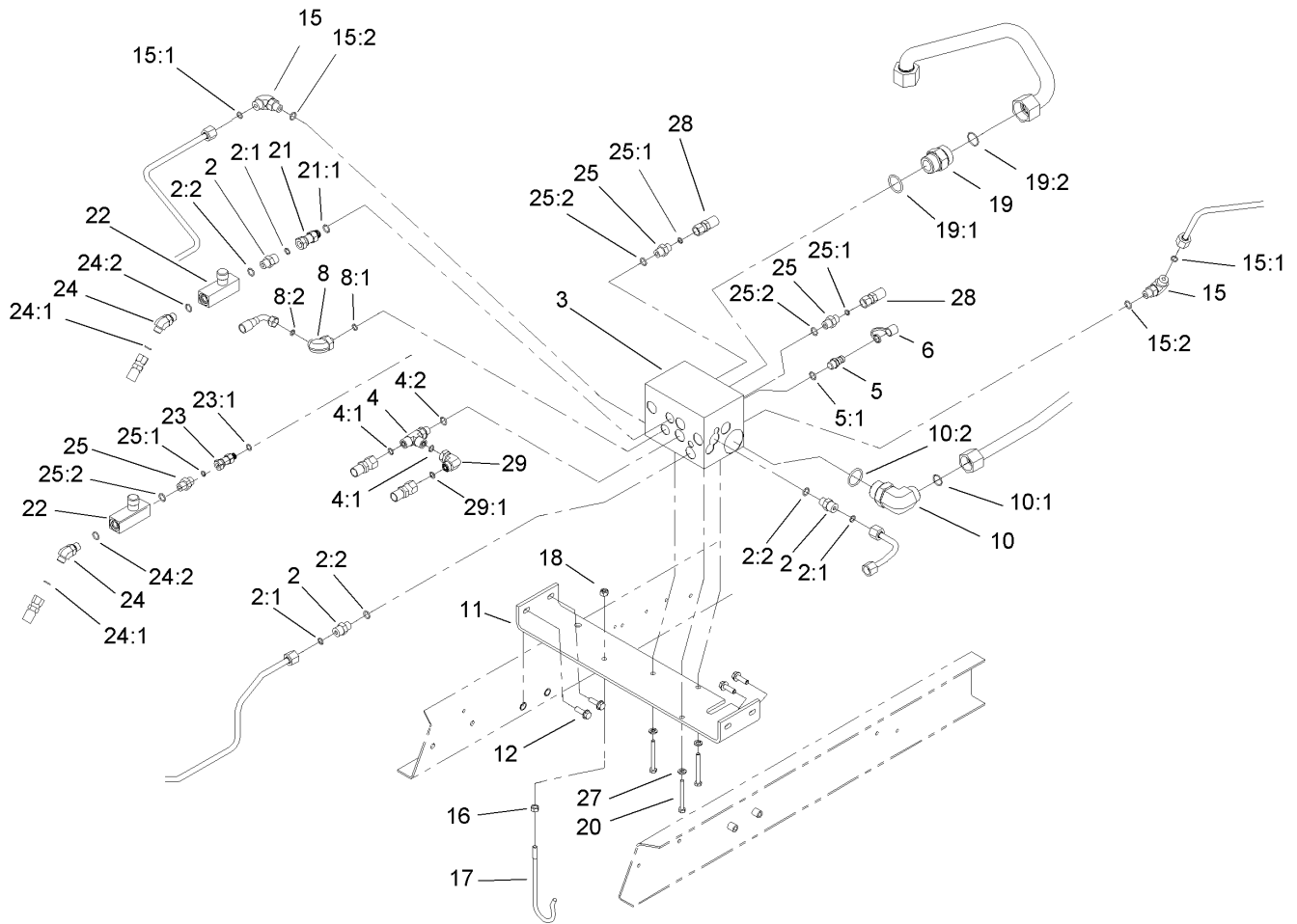
Ref	Part No.	Qty.	Description
1		1	Body-Manifold
2	94-3657	2	Spool ASM
2:1	106-1091	1	Seal Kit
3	94-8175	2	Control-Flow, Rotary
3:1	106-1090	1	Seal Kit
4	69-4120	2	Cartridge-Logic
4:1	69-4240	1	Seal Kit
5	94-3655	2	Valve-Relief
5:1	95-5645	1	Seal Kit
6	93-7494	2	Cartridge
6:1	95-5645	1	Seal Kit
7	83-2010	2	Coil ASM
8	106-1024	4	Plug-Leak, Zero
8:1	237-156	1	O-Ring
9		2	Plug
10		8	Plug
11	106-1026	4	Plug-HYD
11:1	237-42	1	O-Ring
12	95-5999	2	Plug-Orifice
13	94-3660	2	Detent Kit
13:1	94-5020	1	Knob ASM
13:2	94-5025	1	Plate-Locating
13:3	94-5026	1	Plate-Indicator
13:4	3218-1	2	Nut-Jam

Ref	Part No.	Qty.	Description
13:5	94-5023	1	Plate-Detent
13:5:1	3245-36	1	Screw-Set, HSH
13:6	94-5027	2	Spring
13:7	255-13	2	Ball-Steel, Stainless
14	94-6378	2	Detent Kit
14:1	94-5027	2	Spring
14:2	255-13	2	Ball-Steel, Stainless
14:3	94-5021	1	Plate-Locating
14:4	3218-1	2	Nut-Jam
14:5	94-5020	1	Knob ASM
14:6	99-3543	1	Plate-Indicator
14:7	94-5023	1	Plate-Detent
14:7:1	3245-36	1	Screw-Set, HSH



Four Wheel Drive Valve Assembly No. 76-9970

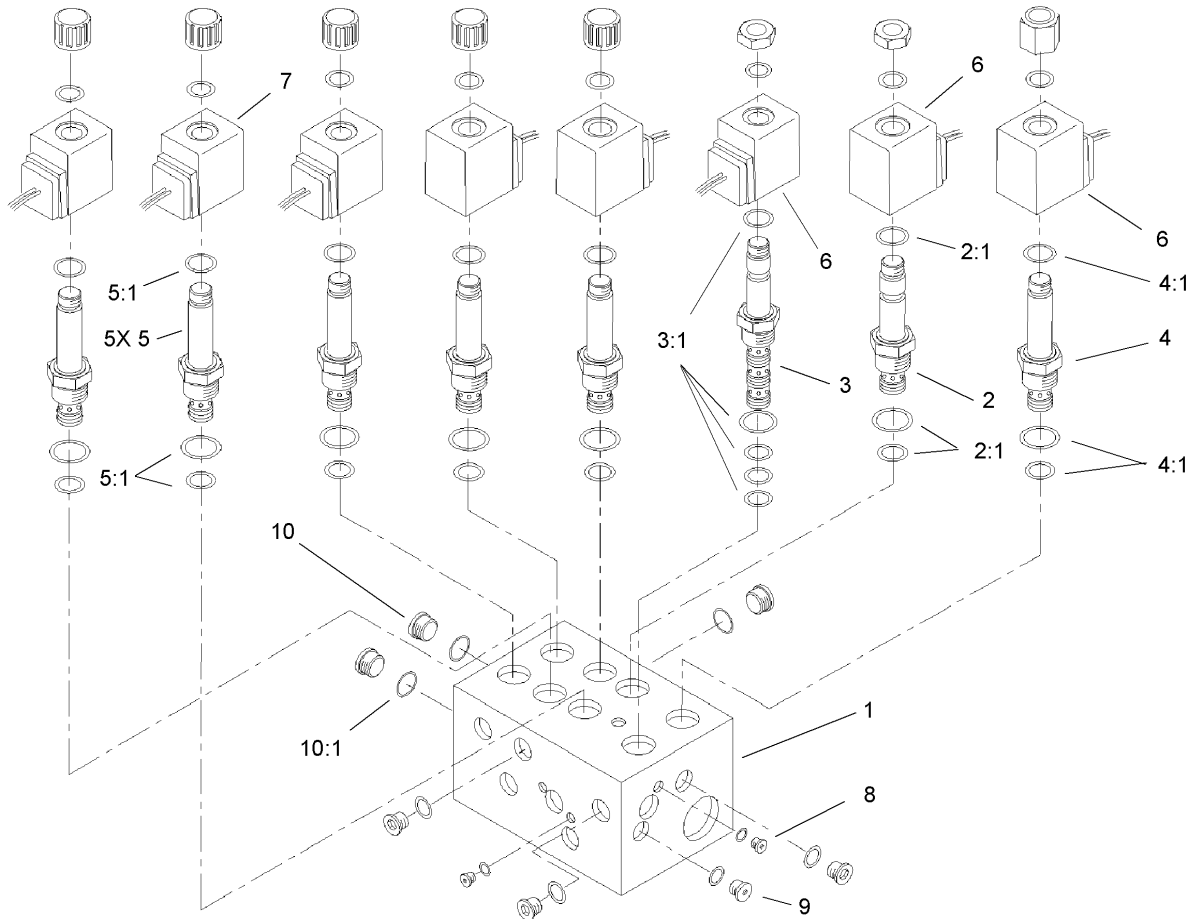
Ref	Part No.	Qty.	Description
1	237-80	2	O-Ring
2	218-591	1	Coil ASM
3	218-592	1	Nut-Coil
④		1	Adapter ASM
⑤		1	Valve-Directional
⑥		1	Spool
⑦		1	Tube ASM



Front Hydraulic Lift Block Assembly

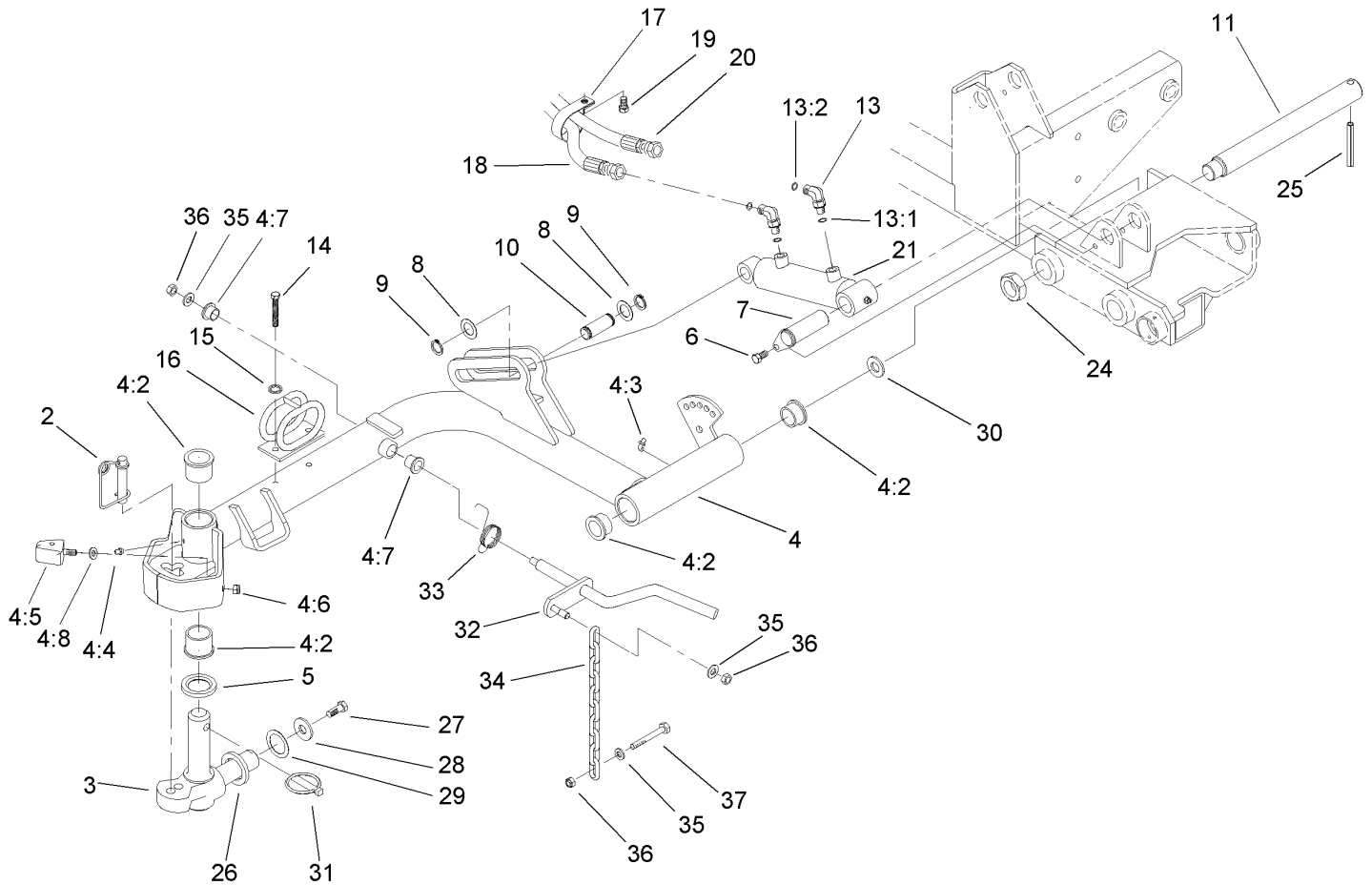
Ref	Part No.	Qty.	Description
2	340-2	3	Fitting-HYD, Straight
2:1	237-22	1	O-Ring
2:2	237-42	1	O-Ring
3	105-7908	1	Lift Manifold Block ASM
4	340-86	1	Fitting-HYD, Tee
4:1	237-22	2	O-Ring
4:2	237-42	1	O-Ring
5	59-7410	1	Tip-Nipple, Diagnostic
5:1	237-42	1	O-Ring
6	354-79	1	Cap-Dust
8	340-132	1	Fitting-HYD, 90 DEG
8:1	237-78	1	O-Ring
8:2	237-21	1	O-Ring
10	340-15	1	Fitting-HYD, 90 DEG
10:1	237-58	1	O-Ring
10:2	237-146	1	O-Ring
11	104-3772-01	1	Bracket-Block, Manifold
12	3234-17	4	Screw-HHF
15	340-77	4	Fitting-HYD, 90 DEG
15:1	237-22	1	O-Ring
15:2	237-42	1	O-Ring
16	3217-6	1	Nut-Hex
17	93-7970	1	Hanger-Hose
18	3296-29	1	Nut-Lock, NI

Ref	Part No.	Qty.	Description
19	104-3797	1	Fitting-HYD, Straight
19:1	237-146	1	O-Ring
19:2	340-65	1	O-Ring
20	322-3	3	Screw-HH
21	104-3779	3	Connector-Swivel, Straight
21:1	237-42	1	O-Ring
22	98-9742	4	Valve-Control, Flow
23	104-3777	1	Connector-Swivel, Straight
23:1	237-78	1	O-Ring
24	340-137	6	Fitting
24:1	237-21	1	O-Ring
24:2	237-42	1	O-Ring
25	340-1	3	Adapter
25:1	237-21	1	O-Ring
25:2	237-42	1	O-Ring
27	3253-4	3	Washer-Lock
28	104-3716	2	HYD Hose ASM
29	340-159	2	Fitting-HYD, 90 DEG
29:1	237-22	2	O-Ring



Lift Block Manifold Assembly No. 105-7908

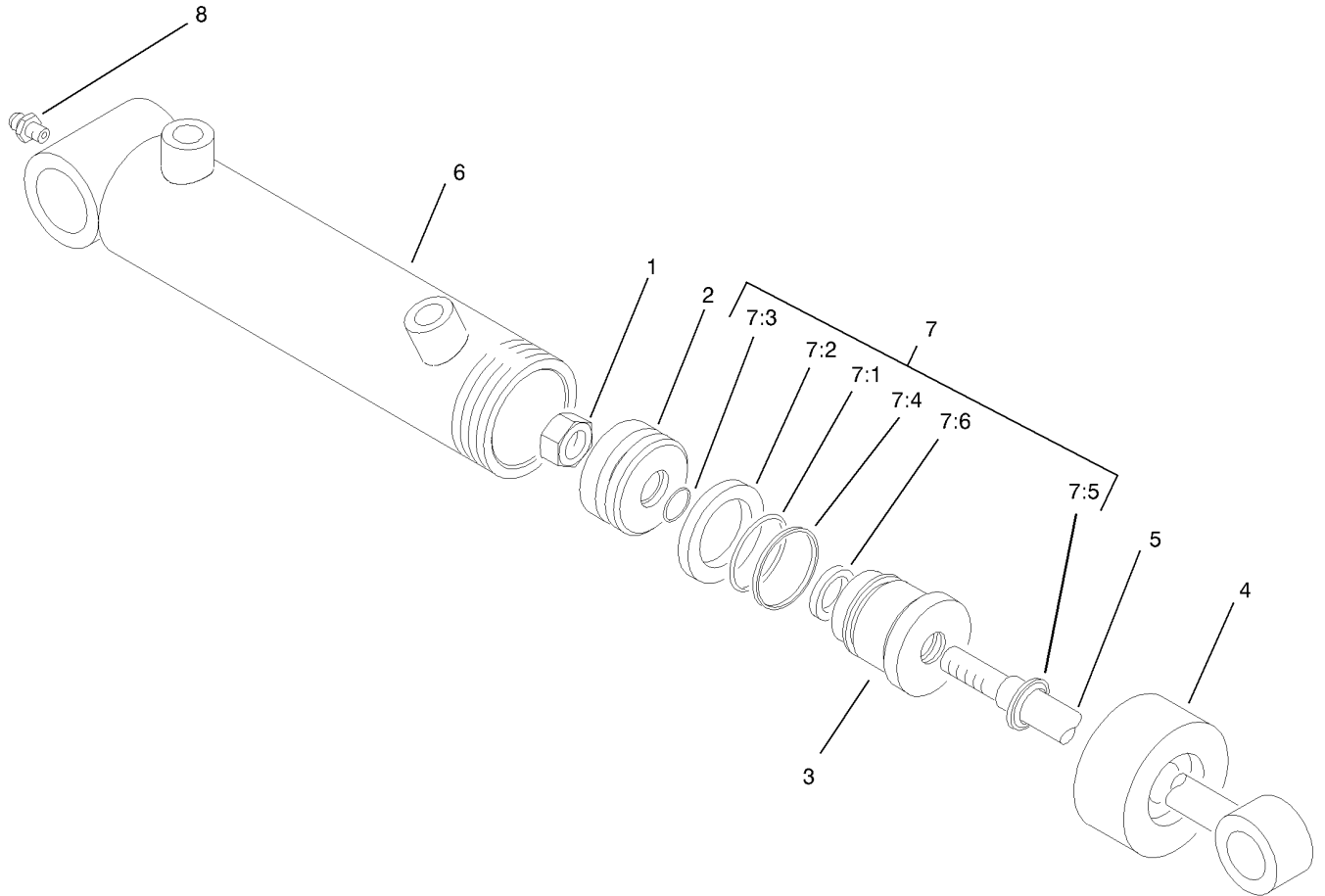
Ref	Part No.	Qty.	Description
❶		1	Manifold Body
2	92-6315	1	Cartridge-Poppet, N.C.
2:1	95-5645	1	Seal Kit
3	94-2627	1	Cartridge
3:1	95-5642	1	Seal Kit
4	93-7494	1	Cartridge
4:1	95-5645	1	Seal Kit
5	105-3327	5	Valve-Cartridge, Double Blocking
5:1	105-3334	1	Seal Kit
6	83-2010	3	Coil ASM
7	105-3328	5	Coil-Solenoid
❷		4	Plug
❸		1	Plug
10	353-989	7	Plug-Hex, Hollow
10:1	237-42	1	O-Ring



Front No. 1 Lift Arm Assembly

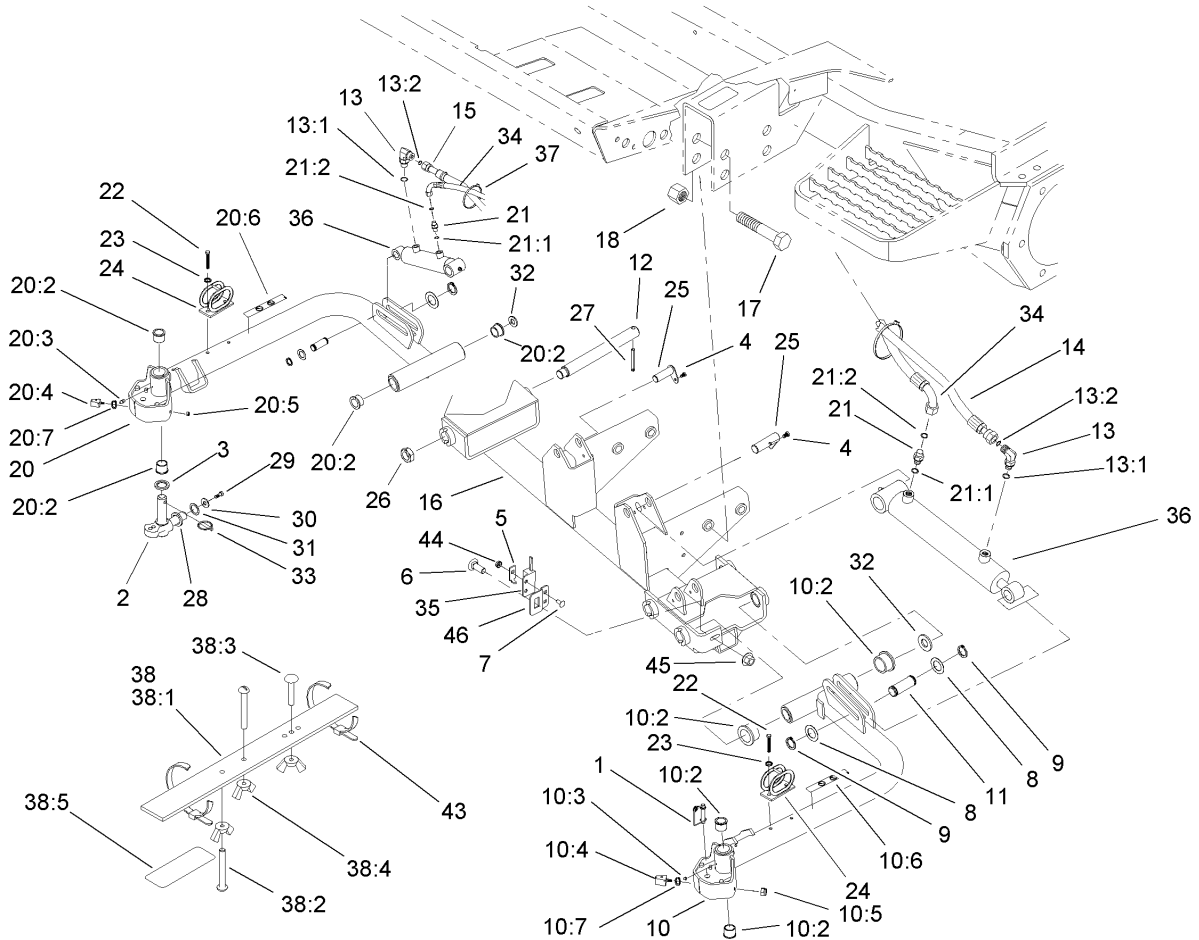
Ref	Part No.	Qty.	Description
2	99-5610	1	Pin
3	98-1880-03	1	Knuckle-Pivot
4	105-3366	1	No. 1 Lift Arm ASM
4:2	104-0015	4	Bushing-Flange
4:3	302-60	1	Fitting-Grease, 90 DEG
4:4	302-5	1	Fitting-Grease
4:5	106-9004	2	Bumper
4:6	3296-29	2	Nut-Lock, NI
4:7	256-287	2	Bushing
4:8	3255-8	2	Washer-Lock
5	94-8946	1	Washer-Thrust
6	32144-14	1	Screw-HWHTF
7	106-9208	1	Short Cylinder Pin ASM
8	94-9998	2	Washer-Thrust
9	94-9974	2	Ring-Retaining
10	75-5350	1	Pin-Slide, Cylinder
11	95-7158	1	Pin-Pivot
13	340-132	2	Fitting-HYD, 90 DEG
13:1	237-78	1	O-Ring
13:2	237-21	1	O-Ring
14	33114-020	2	Screw-HH
15	3253-4	2	Washer-Lock
16	99-5621	1	Guide-Hose
17	2412-96	1	Clamp-R

Ref	Part No.	Qty.	Description
18	105-7916	1	HYD Hose ASM
19	322-4	1	Screw-HH
20	105-9274	1	HYD Hose ASM
21	93-2650	1	Cylinder-Lift
24	3296-49	1	Nut-Lock, NI
25	32121-110	1	Pin-Roll, Slotted
26	98-7974	1	Washer-Thrust
27	98-7993	1	Screw-HHF
28	3256-6	1	Washer-Flat
29	3-6781	1	Washer-Thrust
30	76-2980	1	Washer-Thrust
31	283-71	1	Pin-Lynch
32	105-0142-03	1	Rod-Pivot, Front
33	98-3929	1	Spring-Torsion
34	93-6738	1	Chain
35	3256-24	3	Washer-Flat
36	3296-39	3	Nut-Lock, NI
37	323-7	1	Screw-HH



Lift Cylinder Assembly No. 93-2650

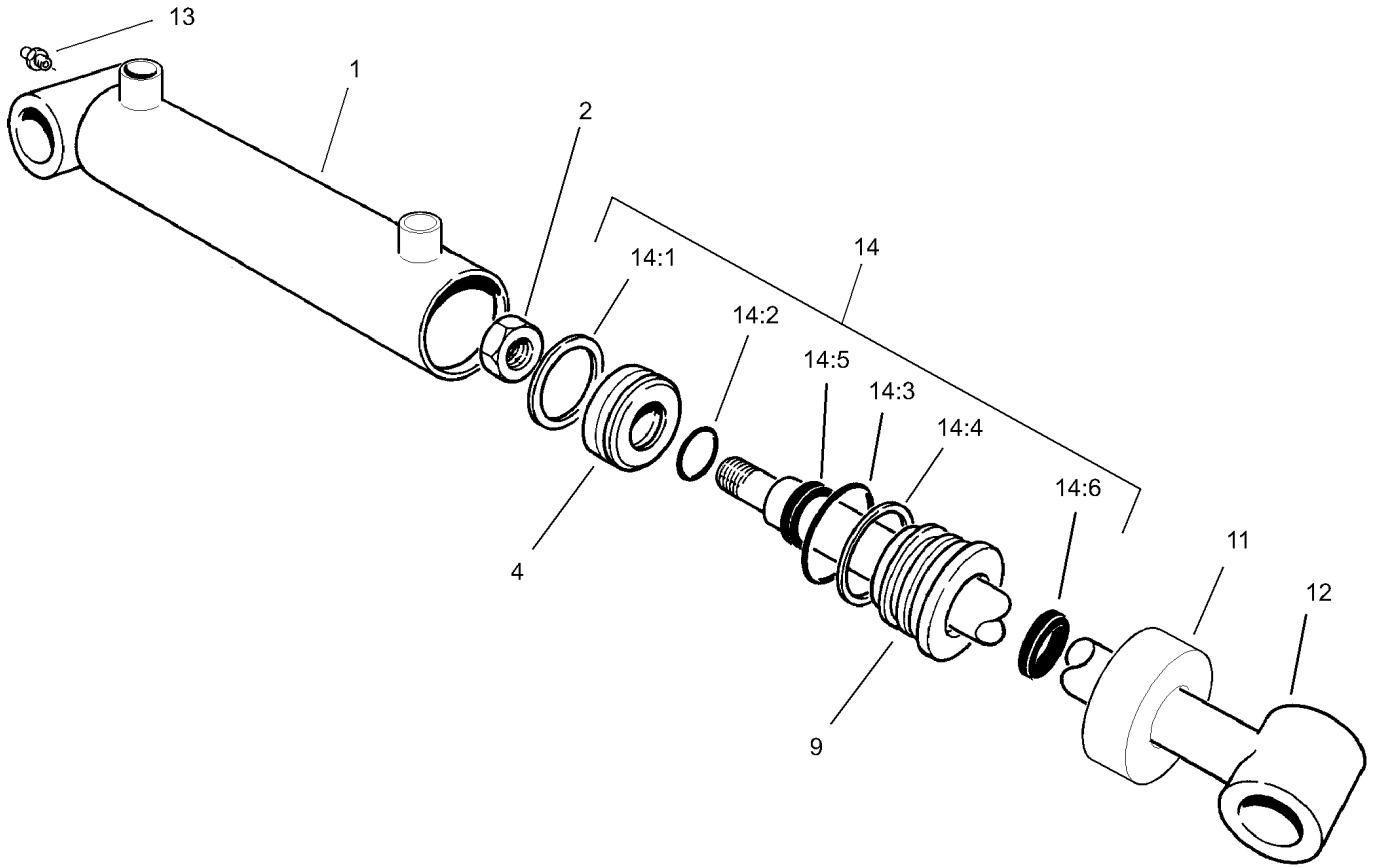
Ref	Part No.	Qty.	Description
1		1	Locknut
2		1	Piston
3		1	Head
4		1	Collar
5		1	Shaft
6		1	Barrel
7	86-7330	1	Seal Kit
7:1		1	Seal-Dust
7:2		1	Seal-Special
7:3		1	Seal-Dust
7:4		1	Backup
7:5		1	Seal-Rod
7:6		1	Seal-Dust
8	302-5	1	Fitting-Grease



Front No. 4 and No. 5 Lift Arm Assembly

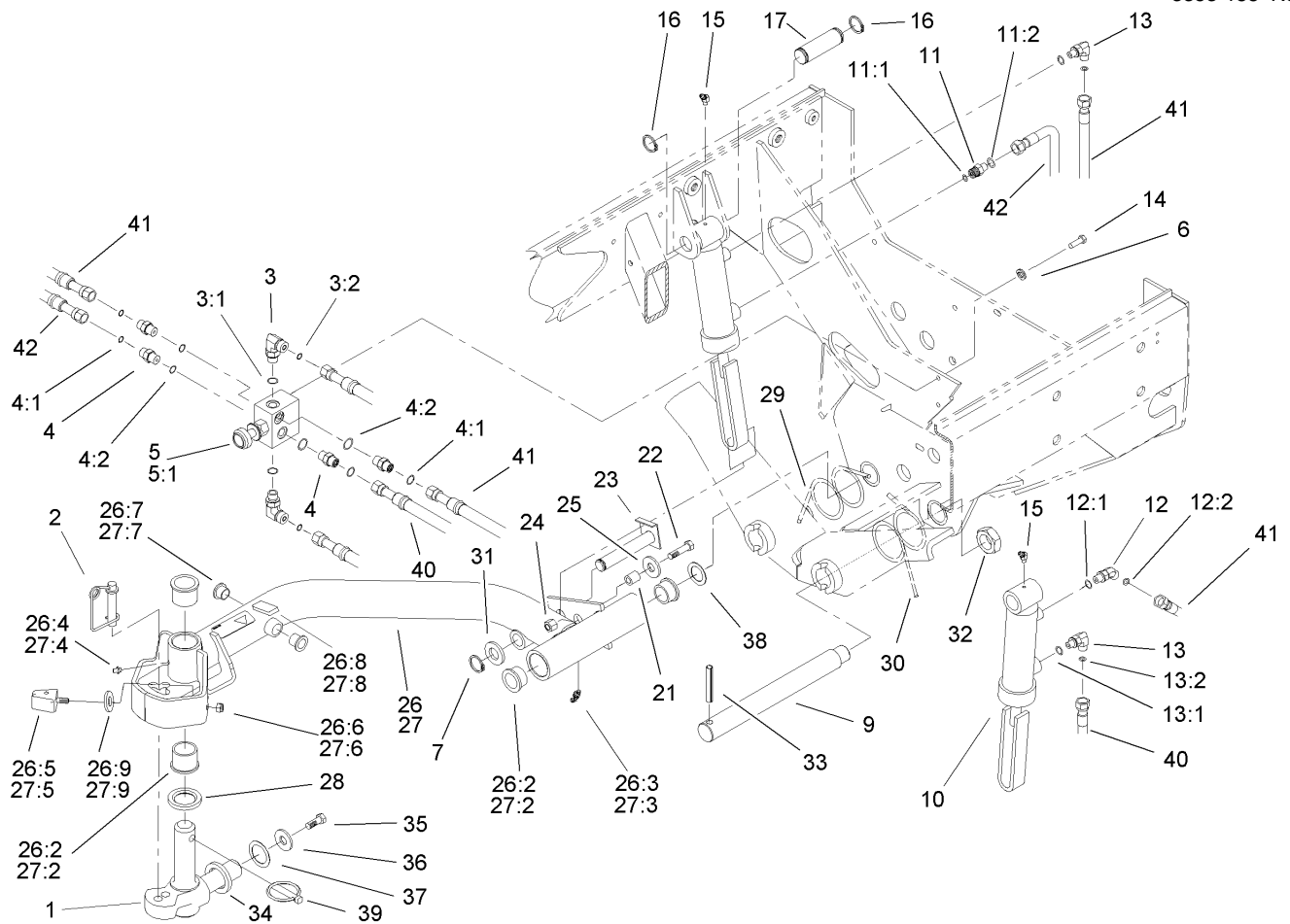
Ref	Part No.	Qty.	Description
1	99-5610	2	Pin
2	98-1880-03	2	Knuckle-Pivot
3	94-8946	2	Washer-Thrust
4	32144-14	2	Screw-HWHTF
5	100-4872	1	Plate-Switch, Neutral
6	3231-22	1	Screw-CARR
7	104-1450	1	Bolt-CARR
8	94-9998	4	Washer-Thrust
9	94-9974	4	Ring-Retaining
10	105-3359	1	No. 4 Lift Arm ASM
10:2	104-0015	4	Bushing-Flange
10:3	302-5	2	Fitting-Grease
10:4	106-9004	2	Bumper
10:5	3296-29	2	Nut-Lock, NI
10:6	93-6687	1	Decal-No Step
10:7	3255-8	2	Washer-Lock
11	75-5350	2	Pin-Slide, Cylinder
12	95-7158	2	Pin-Pivot
13	340-132	2	Fitting-HYD, 90 DEG
13:1	237-78	1	O-Ring
13:2	237-21	1	O-Ring
14	105-7948	1	HYD Hose ASM
15	105-7945	1	HYD Hose ASM
16	105-3347-03	1	Frame-Carrier, Front

Ref	Part No.	Qty.	Description
17	328-7	4	Screw-HH
18	3296-51	4	Nut-Lock, NI
20	105-0110	1	No. 5 Lift Arm ASM
20:2	104-0015	4	Bushing-Flange
20:3	302-5	2	Fitting-Grease
20:4	106-9004	2	Bumper
20:5	3296-29	2	Nut-Lock, NI
20:6	93-6687	1	Decal-No Step
20:7	3255-8	2	Washer-Lock
21	340-92	2	Fitting-HYD, Straight
21:1	237-78	1	O-Ring
21:2	237-21	1	O-Ring
22	33114-020	4	Screw-HH
23	3253-4	4	Washer-Lock
24	99-5621	2	Guide-Hose
25	105-9889	2	Cylinder Pin ASM
26	3296-49	2	Nut-Lock, NI
27	32121-110	2	Pin-Roll, Slotted
28	98-7974	2	Washer-Thrust
29	98-7993	2	Screw-HHF
30	3256-6	2	Washer-Flat
31	3-6781	2	Washer-Thrust
32	76-2980	2	Washer-Thrust
33	283-71	2	Pin-Lynch



Hydraulic Cylinder Assembly No. 99-6986

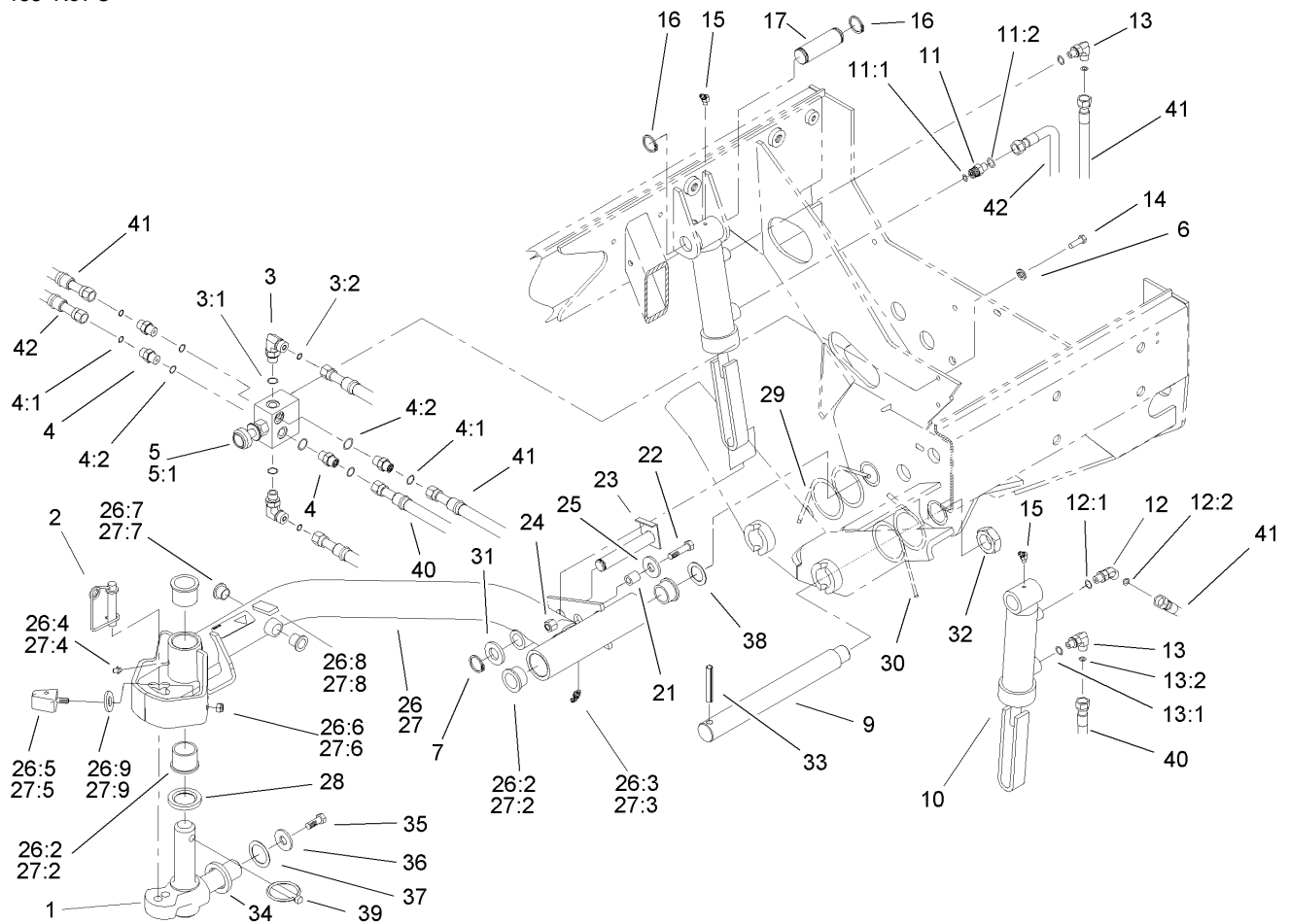
Ref	Part No.	Qty.	Description
1		1	Barrel
2	32152-10	1	Locknut
4		1	Piston
9		1	Head
11		1	Collar
12		1	Shaft W/Clevis
13		1	Fitting-Grease
14	100-8023	1	Seal Repair Kit
14:1		1	Seal-Psp
14:2		1	Seal-Dust
14:3		1	Seal-Dust
14:4		1	Backup
14:5		1	Seal-Rod
14:6		1	Seal-Dust



Rear No. 2 and No. 3 Lift Arm Assembly

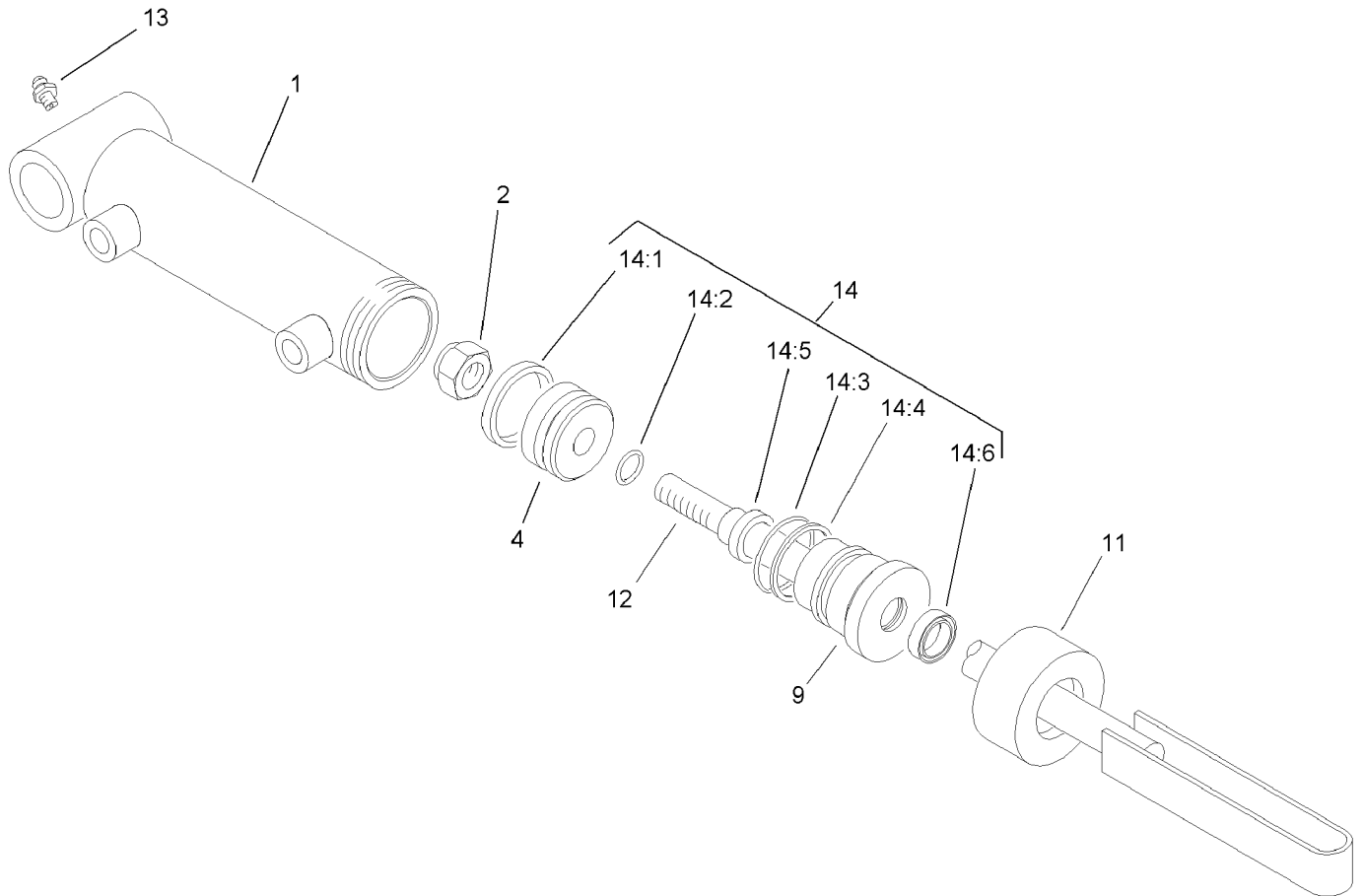
Ref	Part No.	Qty.	Description
1	98-1880-03	2	Knuckle-Pivot
2	99-5610	2	Pin
3	340-82	2	Adapter
3:1	237-42	1	O-Ring
3:2	237-21	1	O-Ring
4	340-1	4	Adapter
4:1	237-21	1	O-Ring
4:2	237-42	1	O-Ring
5	104-9250	1	Control-Flow
5:1	107-1800	1	Cartridge Kit
●5:1:1	105-3334	1	Seal Kit
●5:1:2	105-7514	1	Cartridge Knob Kit
6	3253-3	2	Washer-Lock
7	94-9974	2	Ring-Retaining
9	95-7158	2	Pin-Pivot
10	99-2550	2	Cylinder-HYD
11	340-92	1	Fitting-HYD, Straight
11:1	237-78	1	O-Ring
11:2	237-21	1	O-Ring
12	340-103	1	Fitting-HYD, 45 DEG
12:1	237-78	1	O-Ring
12:2	237-21	1	O-Ring
13	340-132	2	Fitting-HYD, 90 DEG
13:1	237-78	1	O-Ring

Ref	Part No.	Qty.	Description
13:2	237-21	1	O-Ring
14	321-4	2	Screw-HH
15	302-11	2	Fitting-Lube, 45 DEG
16	32151-36	4	Ring-Retaining
17	92-7548	2	Pin-Cylinder
21	82-6840	2	Spacer
22	322-7	2	Screw-HH
23	99-2560	2	Pin
24	3296-29	2	Nut-Lock, NI
25	3256-3	2	Washer-Flat
26	105-3363	1	No. 3 Lift Arm ASM
26:2	104-0015	4	Bushing-Flange
26:3	302-11	1	Fitting-Lube, 45 DEG
26:4	302-5	1	Fitting-Grease
26:5	106-9004	2	Bumper
26:6	3296-29	2	Nut-Lock, NI
26:7	256-287	2	Bushing
26:8	93-6696	1	Decal-Warning
26:9	3255-8	2	Washer-Lock
27	105-3362	1	No. 2 Lift Arm ASM
27:2	104-0015	4	Bushing-Flange
27:3	302-11	1	Fitting-Lube, 45 DEG
27:4	302-5	1	Fitting-Grease
27:5	106-9004	2	Bumper



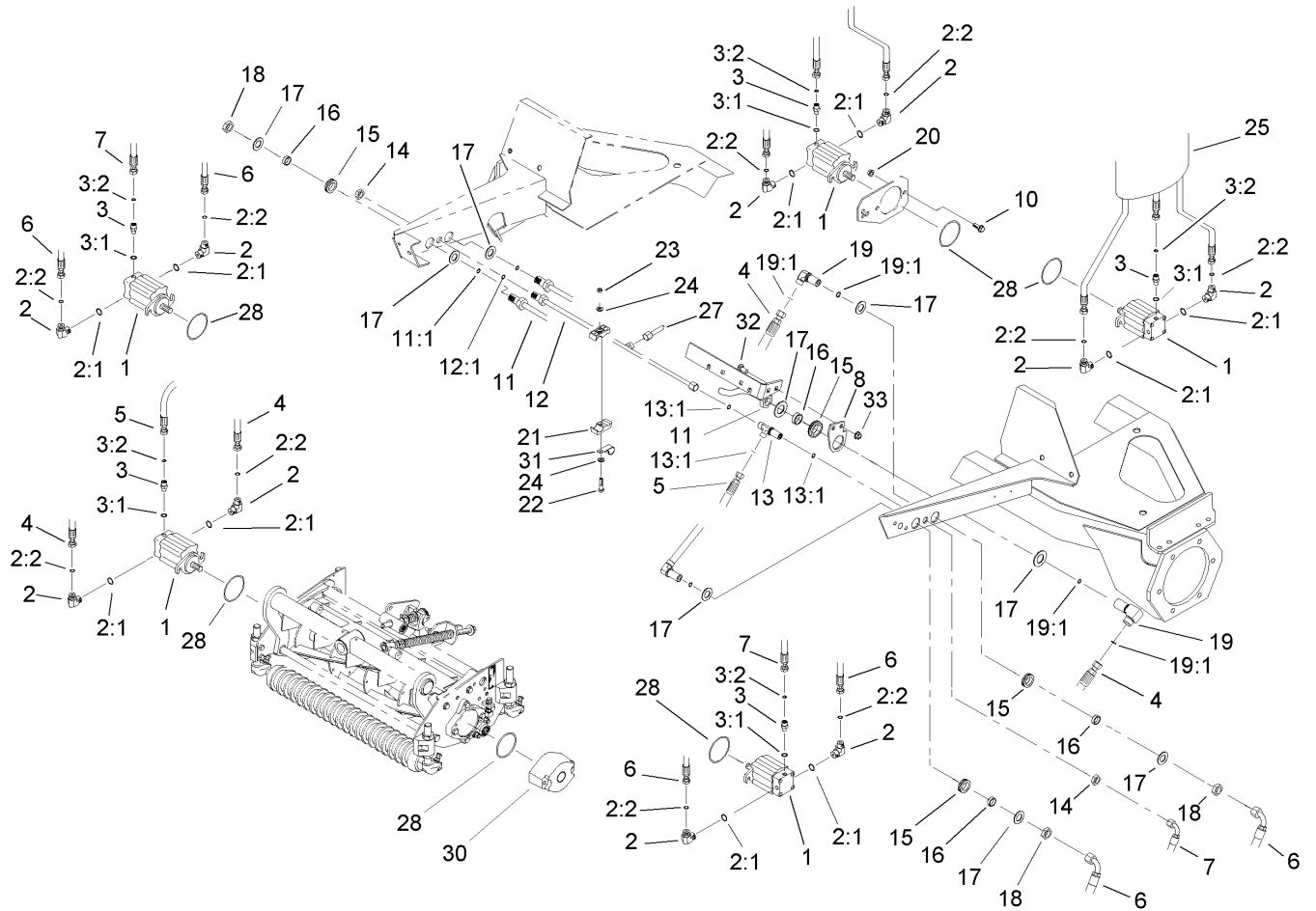
Rear No. 2 and No. 3 Lift Arm Assembly (continued)

Ref	Part No.	Qty.	Description
27:6	3296-29	2	Nut-Lock, NI
27:7	256-287	2	Bushing
27:8	93-6696	1	Decal-Warning
27:9	3255-8	2	Washer-Lock
28	94-8946	2	Washer-Thrust
29	99-5608	1	Spring-Torsion, RH
30	99-5609	1	Spring-Torsion, LH
31	67-6570	2	Spacer-Wheel
32	3296-49	2	Nut-Lock, NI
33	32121-110	2	Pin-Roll, Slotted
34	98-7974	2	Washer-Thrust
35	98-7993	2	Screw-HHF
36	3256-6	2	Washer-Flat
37	3-6781	2	Washer-Thrust
38	76-2980	2	Washer-Thrust
39	283-71	2	Pin-Lynch
40	105-7919	1	HYD Hose ASM
41	105-7918	2	HYD Hose ASM
42	105-7917	1	HYD Hose ASM



Hydraulic Cylinder Assembly No. 99-2550

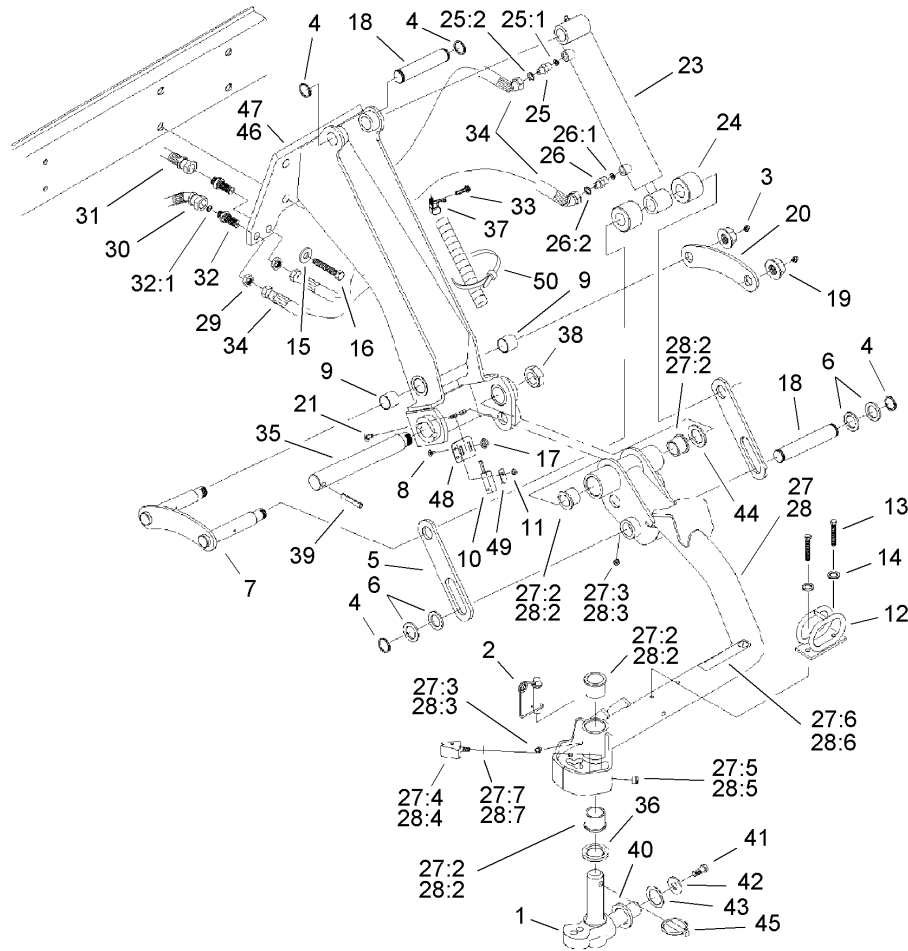
Ref	Part No.	Qty.	Description
1		1	Barrel
2	32152-10	1	Locknut
4		1	Piston
9		1	Head
11		1	Collar
12		1	Shaft And Tube
13	302-5	1	Fitting-Grease
14	100-8023	1	Seal Repair Kit
14:1		1	Seal-Psp
14:2		1	Seal-Dust
14:3		1	Seal-Dust
14:4		1	Backup
14:5		1	Seal-Rod
14:6		1	Seal-Dust



Reel Motor Assembly

Ref	Part No.	Qty.	Description
1	108-1447	5	HYD Motor ASM
2	340-98	10	Fitting-HYD, 90 DEG
2:1	237-79	1	O-Ring
2:2	237-30	1	O-Ring
3	340-92	5	Fitting-HYD, Straight
3:1	237-78	1	O-Ring
3:2	237-21	1	O-Ring
4	105-7902	2	HYD Hose ASM
5	92-7560	1	HYD Hose ASM
6	105-7901	4	HYD Hose ASM
7	92-7559	2	HYD Hose ASM
8	106-7788-03	1	Mount-Fitting
10	3234-11	14	Screw-HHF
11	93-4219	1	Tube ASM
11:1	237-30	1	O-Ring
12	108-6063	1	Front Drain Tube ASM
12:1	237-22	2	O-Ring
13	340-68	1	Fitting-Tee, Bulkhead
13:1	237-22	3	O-Ring
14	340-70	2	Nut-Lock
15	240-5	5	Grommet-Rubber
16	69-8960	5	Spacer
17	69-8930	10	Washer
18	340-127	5	Nut-Bulkhead

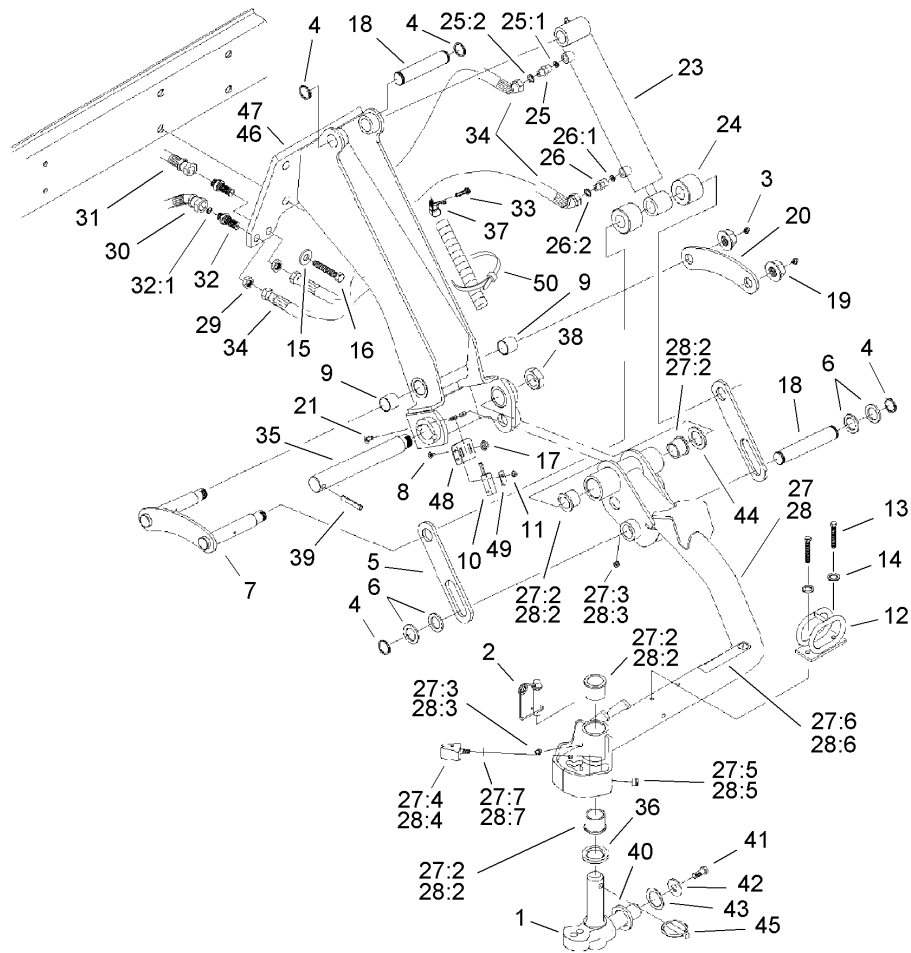
Ref	Part No.	Qty.	Description
19	93-9151	2	Fitting-HYD
19:1	237-30	2	O-Ring
20	32128-43	14	Nut-Flange
21	56-7972	4	Clamp-Tube
22	322-7	2	Screw-HH
23	3296-47	2	Nut-Lock, NI
24	3256-23	4	Washer-Flat
25	99-5617	5	Sleeve-Protective
27	104-3718	1	Drain Tube ASM
28	93-9783	14	O-Ring
30	105-4011-03	7	Weight-End
31	2412-150	1	Clip-J
32	3230-23	2	Screw-CARR
33	32128-20	2	Nut-HF



Rear No. 6 and No. 7 Lift Arm Assembly

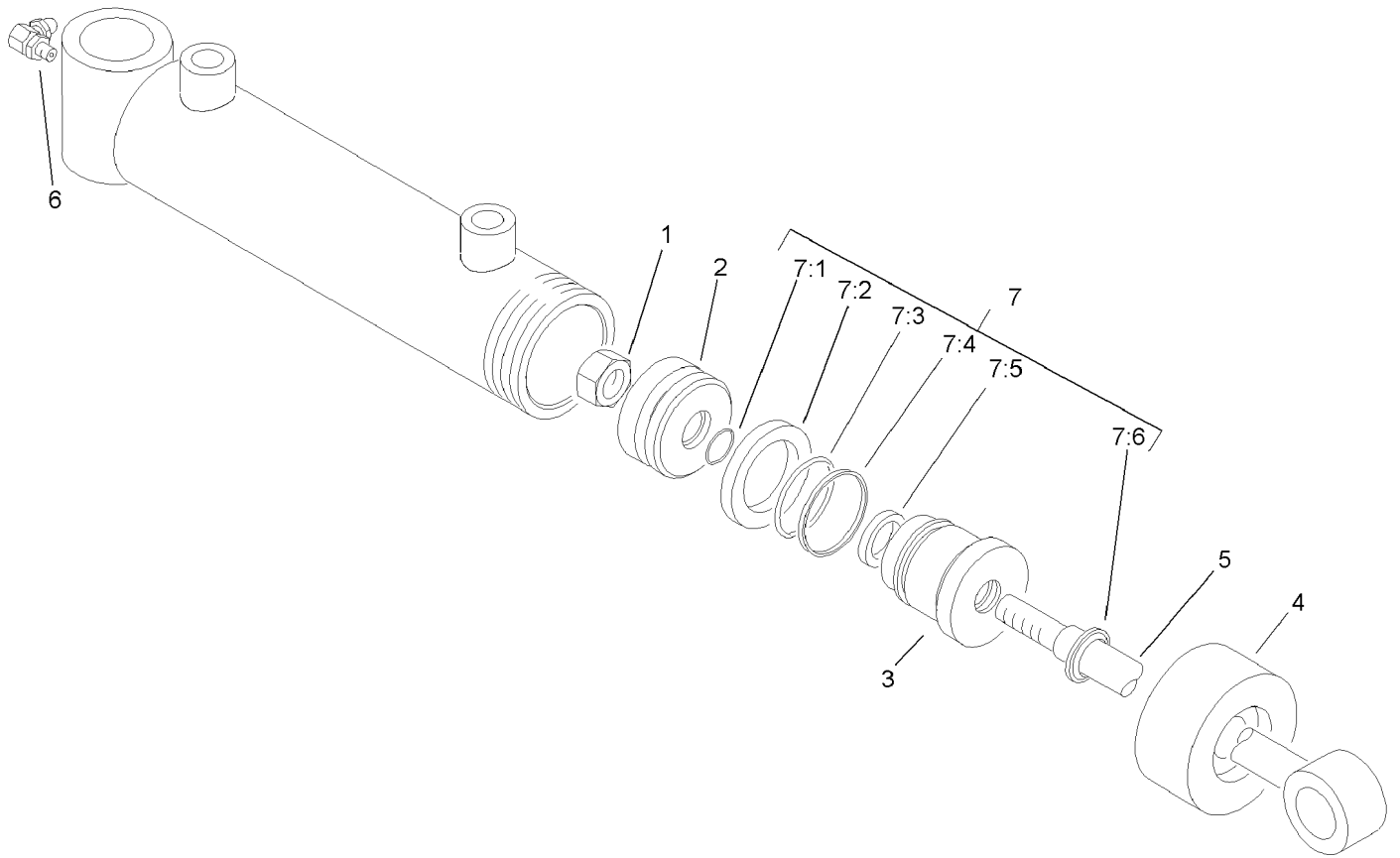
Ref	Part No.	Qty.	Description
1	98-1880-03	2	Knuckle-Pivot
2	99-5610	2	Pin
3	302-2	4	Fitting-Grease
4	32151-36	8	Ring-Retaining
5	93-2704	4	Link-Left
6	10-8110	8	Washer-Thrust
7	98-8823	2	Link
8	104-1450	2	Bolt-CARR
9	67-1750	4	Bushing
10	100-1270	2	Switch-Proximity
11	32149-7	2	Nut-Keps
12	99-5621	2	Guide-Hose
13	33114-020	4	Screw-HH
14	3253-4	4	Washer-Lock
15	99-7667	8	Washer-Flat
16	327-5	8	Screw-HH
17	32128-33	4	Nut-HF
18	93-2699	4	Pin
19	33029-00	4	Nut-Lock, NI
20	98-8821	2	Link-Rear
21	3229-28	4	Screw-CARR
23	93-2631	2	Lift Cylinder ASM
24	93-2700	4	Roller-Plastic
25	340-92	2	Fitting-HYD, Straight

Ref	Part No.	Qty.	Description
25:1	237-78	1	O-Ring
25:2	237-21	1	O-Ring
26	94-1449	2	Fitting
26:1	237-78	1	O-Ring
26:2	237-21	1	O-Ring
27	105-3358	1	No. 7 Lift Arm ASM
27:2	104-0015	4	Bushing-Flange
27:3	302-5	2	Fitting-Grease
27:4	106-9004	2	Bumper
27:5	3296-29	2	Nut-Lock, NI
27:6	93-6687	1	Decal-No Step
27:7	3255-8	2	Washer-Lock
28	105-3357	1	No. 6 Lift Arm ASM
28:2	104-0015	4	Bushing-Flange
28:3	302-5	2	Fitting-Grease
28:4	106-9004	2	Bumper
28:5	3296-29	2	Nut-Lock, NI
28:6	93-6687	1	Decal-No Step
28:7	3255-8	2	Washer-Lock
29	340-78	4	Nut-Lock, Bulkhead
30	104-3740	2	Lift Cylinder Hose ASM
31	104-3747	2	Lift Cylinder Hose ASM
32	94-1444	4	Union-Bulkhead
32:1	237-21	2	O-Ring



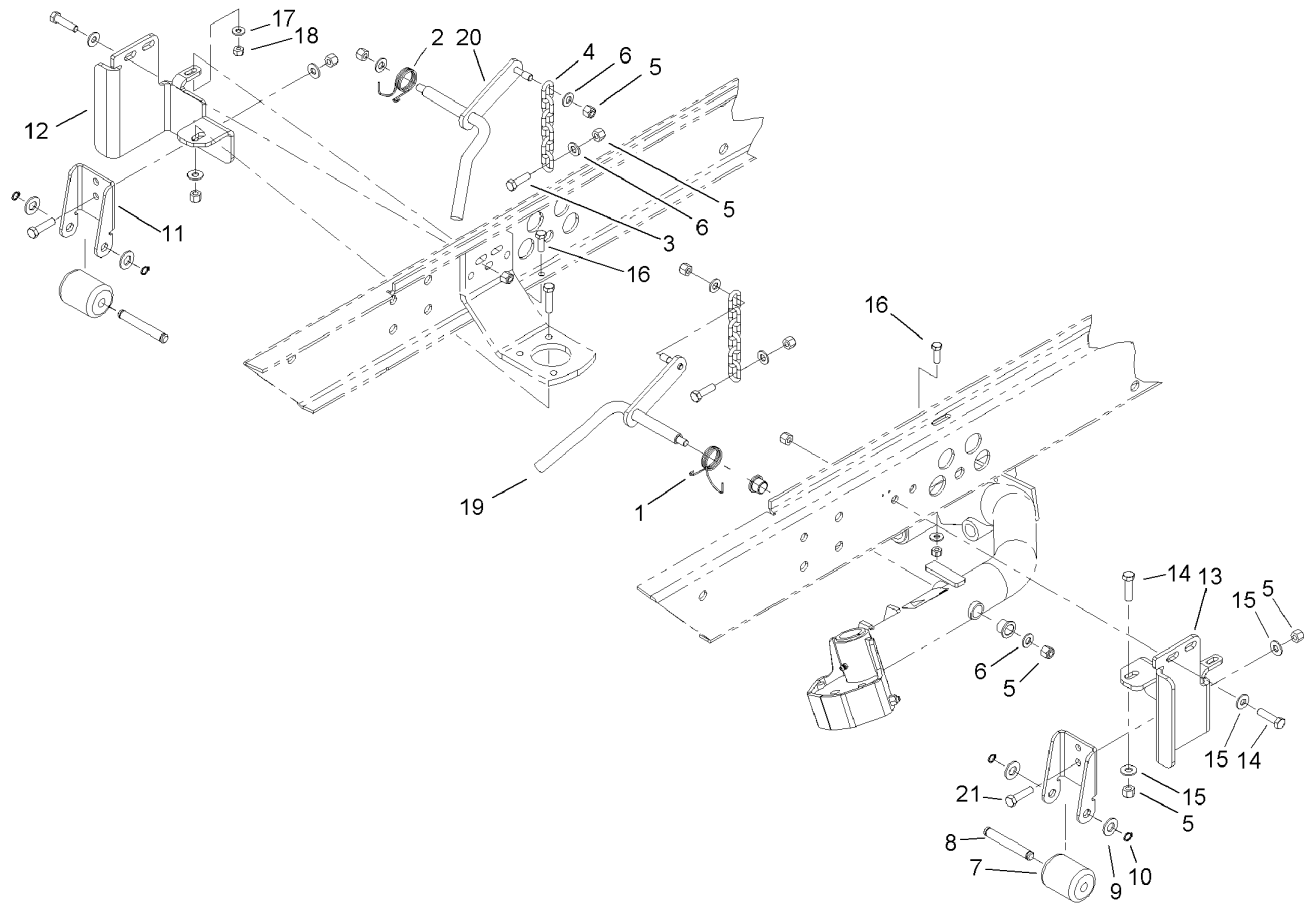
Rear No. 6 and No. 7 Lift Arm Assembly (continued)

Ref	Part No.	Qty.	Description
33	32144-11	6	Screw-HWHTF
34	92-7643	4	HYD Hose ASM
35	98-8826	2	Pin-Pivot
36	94-8946	2	Washer-Thrust
37	2412-93	6	Clamp-R
38	3296-49	2	Nut-Lock, NI
39	32121-110	2	Pin-Roll, Slotted
40	98-7974	2	Washer-Thrust
41	98-7993	2	Screw-HHF
42	3256-6	2	Washer-Flat
43	3-6781	2	Washer-Thrust
44	76-2980	2	Washer-Thrust
45	283-71	2	Pin-Lynch
46	105-3342-03	1	No. 7 Support Arm ASM
47	105-3341-03	1	No. 6 Support Arm ASM
48	105-3343	2	Bracket-Switch
49	100-4872	2	Plate-Switch, Neutral
50	3290-378	2	Tie-Cable



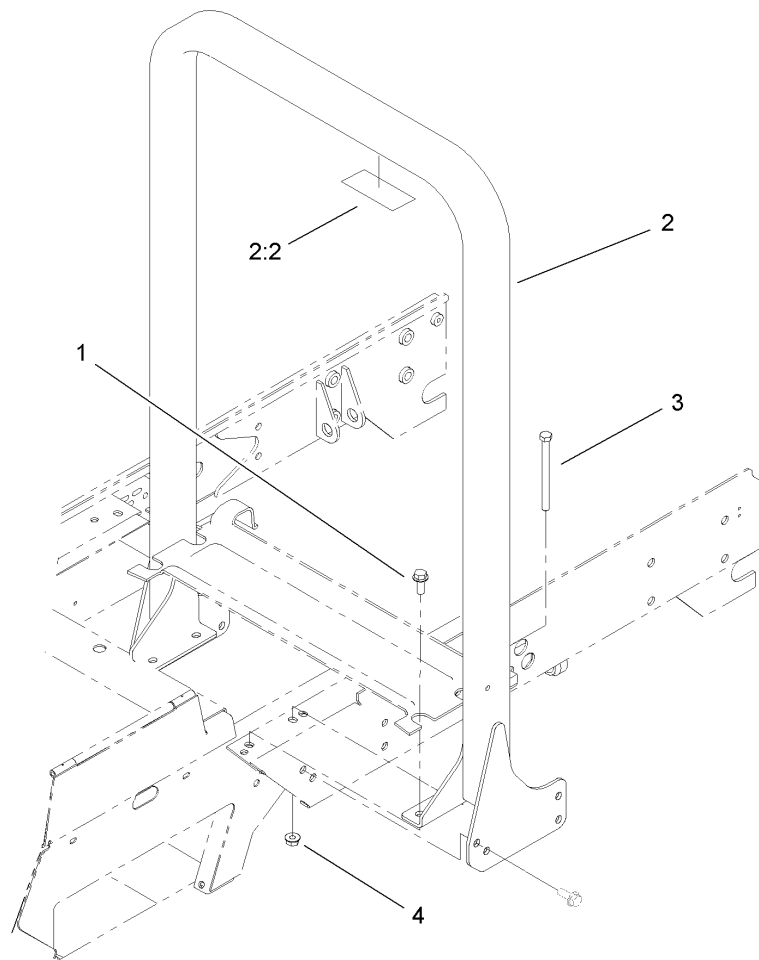
Lift Cylinder Assembly No. 93-2631

Ref	Part No.	Qty.	Description
①		1	Nut-Lock
②		1	Piston
③		1	Head
④		1	Collar
⑤		1	Shaft
6	302-33	1	Fitting-Grease
7	94-2608	1	Seal Repair Kit
⑦:1		1	Seal-Dust
⑦:2		1	Seal-Special
⑦:3		1	Seal-Dust
⑦:4		1	Seal-Backup
⑦:5		1	Seal-Rod
⑦:6		1	Seal-Dust



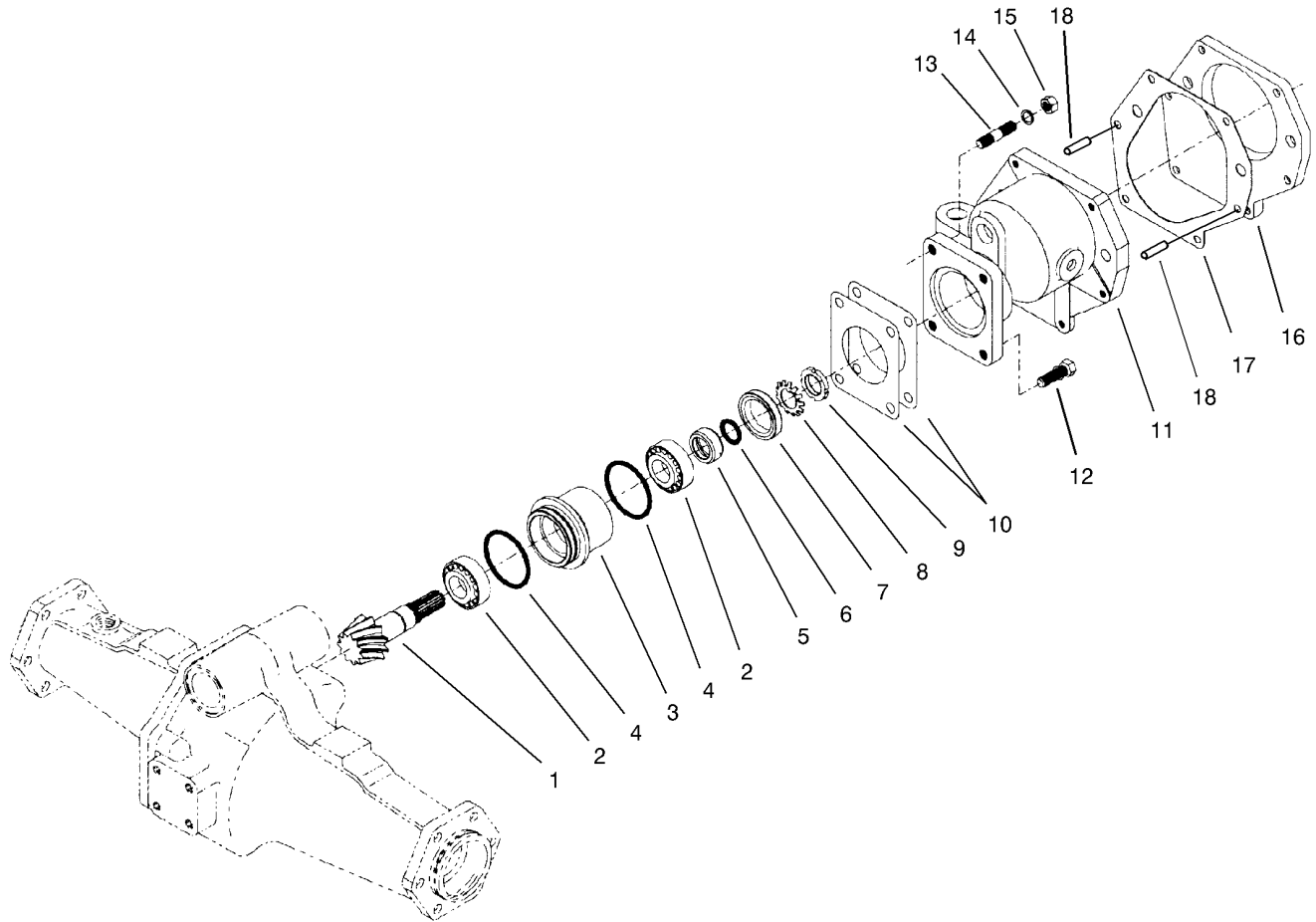
Rear No. 2 and No. 3 Tipper Support Assembly

Ref	Part No.	Qty.	Description
1	98-3929	1	Spring-Torsion
2	104-1805	1	Spring-Torsion, LH
3	323-7	2	Screw-HH
4	5-1096	2	Chain-Lift
5	3296-39	16	Nut-Lock, NI
6	3256-24	6	Washer-Flat
7	75-5390	2	Roller
8	75-5400	2	Pin-Roller
9	3256-26	4	Washer-Flat
10	32151-61	4	Ring-Retaining
11	100-3892-03	2	Bracket-Tipper, Rear
12	100-3866-03	1	Support-Tipper Bracket, RH
13	100-3867-03	1	Support-Tipper Bracket, LH
14	323-8	6	Screw-HH
15	3256-3	10	Washer-Flat
16	322-5	2	Screw-HH
17	3256-2	2	Washer-Flat
18	3296-29	2	Nut-Lock, NI
19	105-0126-03	1	LH Pivot Rod ASM
20	105-0127-03	1	RH Pivot Rod ASM
21	323-6	4	Screw-HH



Roll-Over Protection System Assembly

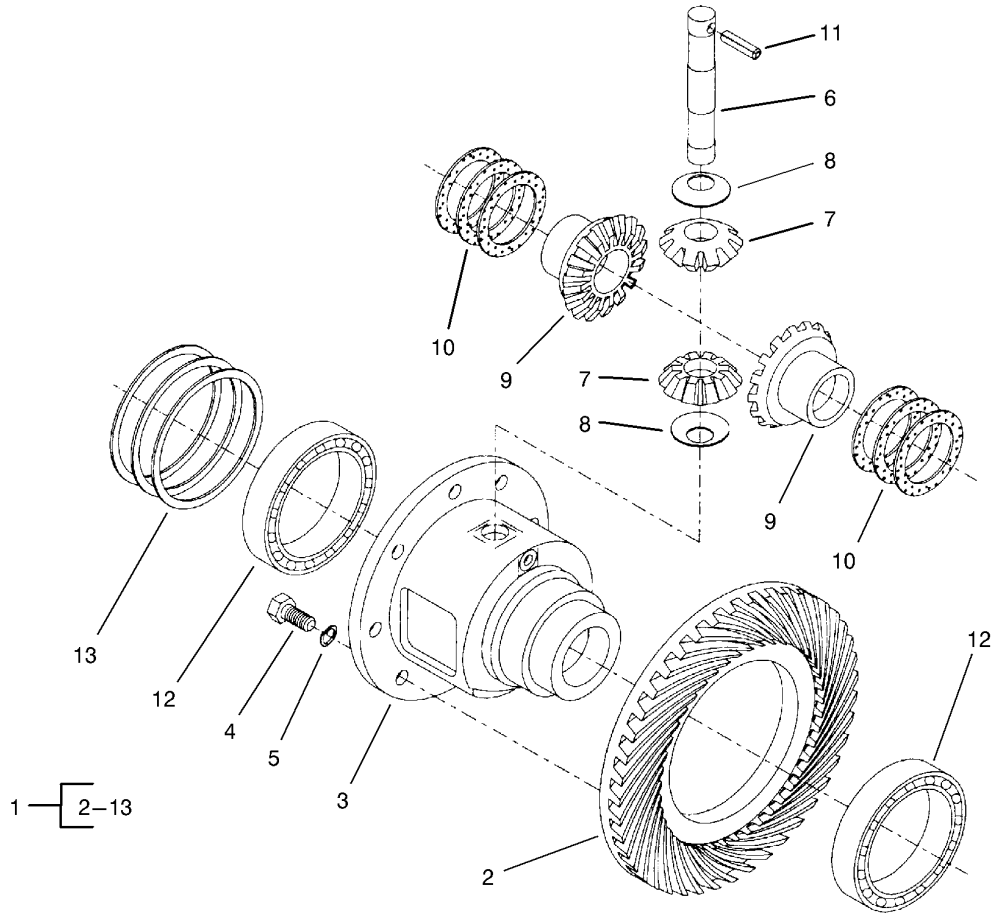
Ref	Part No.	Qty.	Description				
1	3234-38	2	Screw-HHF				
2	108-4442	1	ROPS ASM				
2:2	108-4441	1	Decal-ROPS				
3	325-20	2	Screw-HH				
4	32128-49	2	Nut-HHF				



Bevel Pinion Shaft Assembly Rear Axle Assembly No. 100-3784

Ref	Part No.	Qty.	Description
1	100-2555	1	Ring And Pinion Matched Set
2	99-7570	2	Bearing-Roller, Taper
3	95-7534	1	Case-Bearing
4	99-7571	2	O-Ring
5	99-7572	1	Collar-Seal, Oil
6	99-7573	1	O-Ring
7	99-7574	1	Seal-Oil
8	99-7559	1	Washer-Lock
9	99-7560	1	Nut-Lock
10	99-7550	2	Shim 0.1
10	99-7551	2	Shim 0.2
11	95-7533	1	Case-Gear
12	99-7575	2	Bolt
13	98-7735	2	Stud
14	99-7527	2	Washer-Spring
15	99-7526	2	Nut
16	95-7541	1	Plate-Cover
17	95-7540	1	Gasket
18	104-2353	2	Pin-Dowel

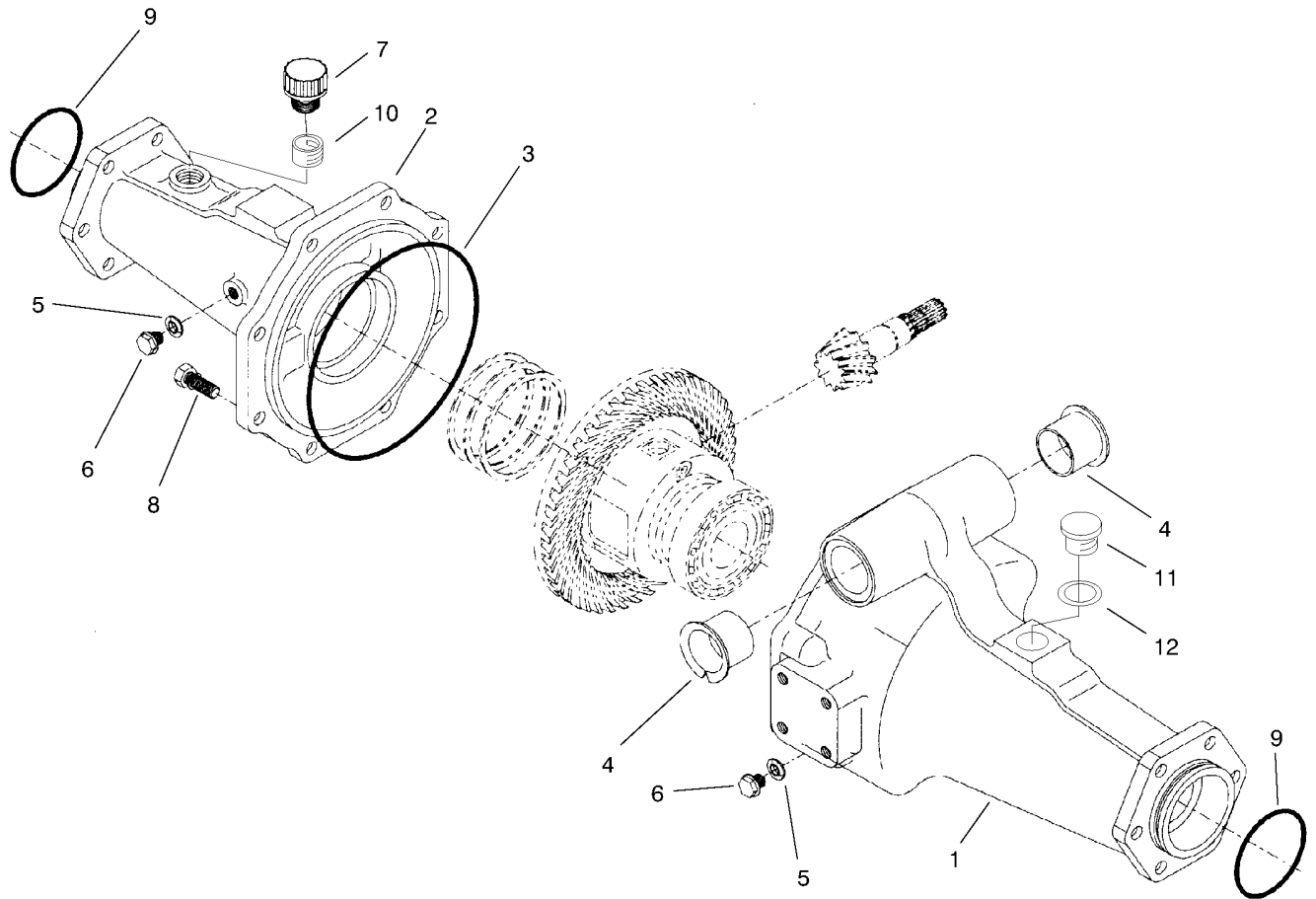
--	--	--	--



Differential Assembly Rear Axle Assembly No. 100-3784

Ref	Part No.	Qty.	Description
1	95-7503	1	Differential ASM
2	100-2555	1	Ring And Pinion Matched Set
3	95-7502	1	Case-Differential
4	99-7576	8	Bolt
5	99-7577	8	Washer-Spring
6	99-7578	1	Shaft-Differential
7	99-7579	2	Pinion-Differential
8	99-7580	2	Washer-Differential
9	99-7581	2	Gear-Differential
10	99-7582	2	Washer-Differential
10	99-7583	2	Washer-Differential
10	99-7584	2	Washer-Differential
11	99-7588	1	Pin-Spring
12	99-7562	2	Bearing-Ball
13	99-7585	2	Shim 0.1
13	99-7586	2	Shim 0.2
13	99-7587	2	Shim 0.4

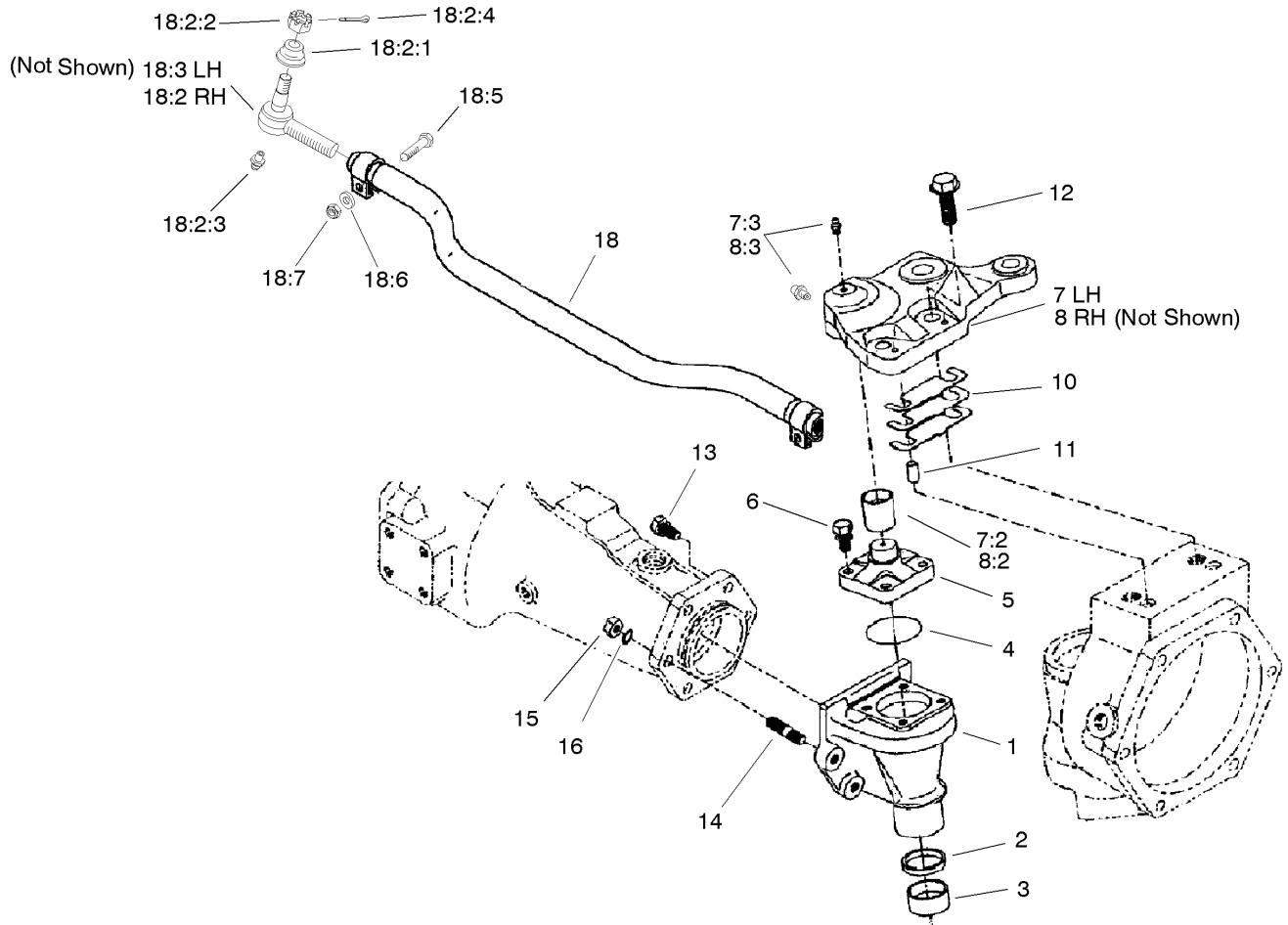
--	--	--	--



Axle Support Assembly Rear Axle Assembly No. 100-3784

Ref	Part No.	Qty.	Description
1	95-7508	1	Support-Axle
2	95-7506	1	Support-Axle
3	95-7507	1	O-Ring
4	95-7537	2	Bushing-Flanged
5	99-7590	2	Washer-Seal
6	99-7589	2	Plug
7	99-7591	1	Oil Plug ASM
8	99-7592	8	Bolt
9	106-1068	2	O-Ring
10	104-2377	1	Extension-Vent
11	104-8643	1	Plug
12	104-8644	1	O-Ring

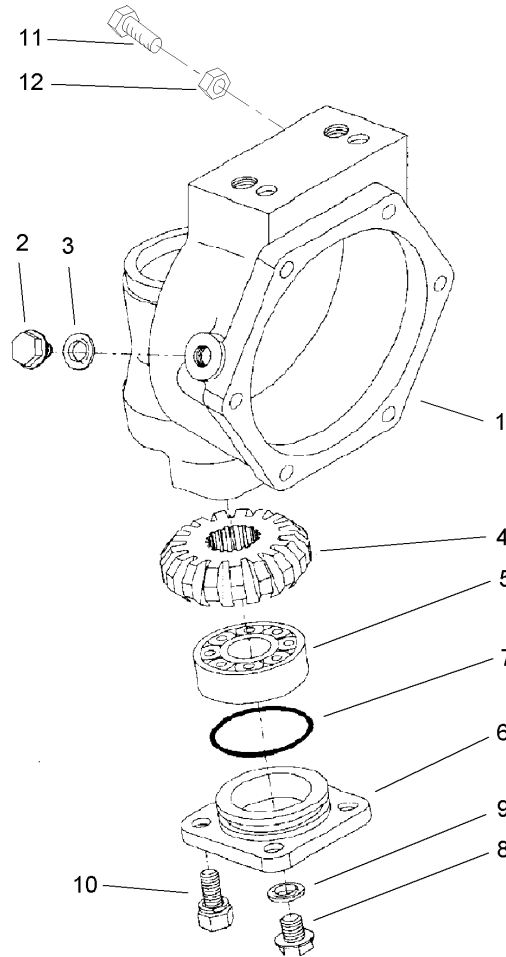
--	--	--	--



Bevel Gear Case Assembly Rear Axle Assembly No. 100-3784

Ref	Part No.	Qty.	Description
1	95-7538	2	Case-Gear, Bevel
2	100-2557	2	Seal-Oil
3	104-2378	2	Bushing
4	106-1069	2	O-Ring
5	104-2373	2	Knuckle
6	104-2374	8	Bolt
7	100-3768	1	LH Steering Arm ASM
7:2	104-8634	1	Bushing
7:3	106-1104	2	Fitting-Grease
8	100-3766	1	RH Steering Arm ASM
8:2	104-8634	1	Bushing
8:3	106-1104	2	Fitting-Grease
10	95-7547	2	Shim 0.1
10	95-7548	2	Shim 0.2
10	95-7549	2	Shim 0.3
11	99-7597	4	Pin-Dowel
12	104-2375	4	Bolt
13	99-7599	8	Bolt
14	99-7525	4	Stud
15	99-7526	4	Nut
16	99-7527	4	Washer-Spring
18	106-1111	1	Steering Tie Rod ASM
18:2	106-1113	1	Tie Rod End ASM
18:2:1	100-3853	1	Cover-Dust

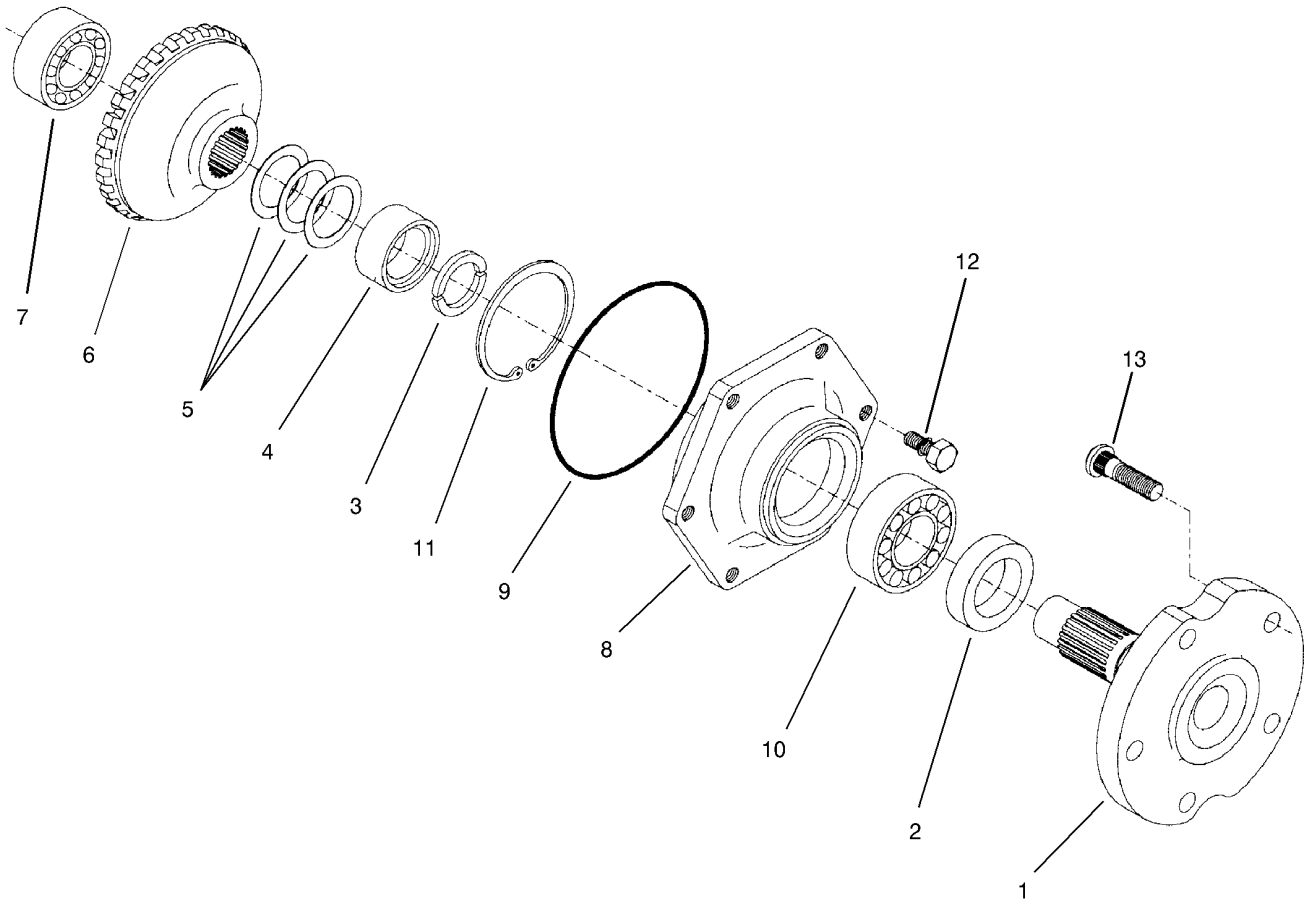
Ref	Part No.	Qty.	Description
18:2:2	100-3854	1	Nut-Castle
18:2:3	106-1104	1	Fitting-Grease
18:2:4	3272-11	1	Pin-Cotter
18:3	106-1112	1	Tie Rod End ASM - LH Thread
●18:3:1	100-3853	1	Cover-Dust
●18:3:2	100-3854	1	Nut-Castle
●18:3:3	106-1104	1	Fitting-Grease
●18:3:4	3272-11	1	Pin-Cotter
18:5	100-3855	2	Bolt
18:6	99-7527	2	Washer-Spring
18:7	99-7526	2	Nut



Axle Case Assembly Rear Axle Assembly No. 100-3784

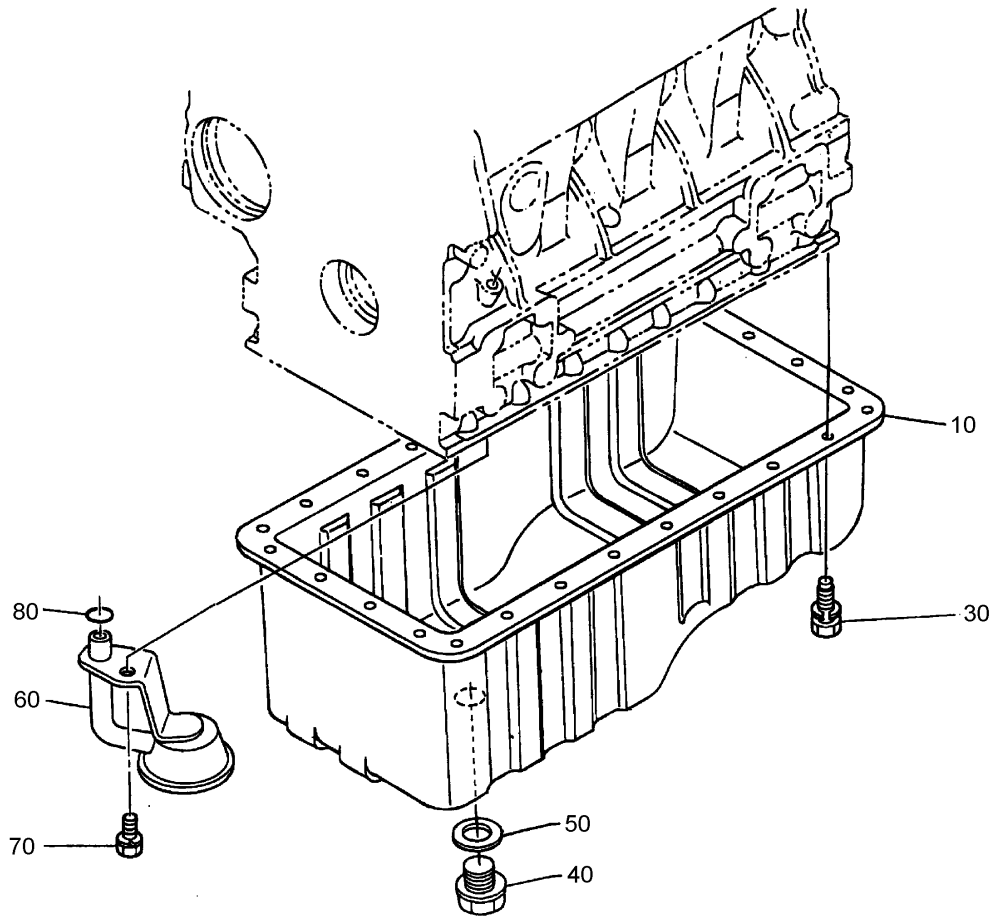
Ref	Part No.	Qty.	Description
1	95-7531	2	Case-Axle
2	99-7535	2	Plug
3	99-7536	2	Washer-Seal
4	95-7527	2	Gear-Bevel, 17 Tooth
5	99-7532	2	Bearing-Roller, Taper
6	100-2560	2	Cover
7	100-2561	2	O-Ring
8	99-7589	2	Plug
9	99-7590	2	Washer-Seal
10	100-2562	8	Bolt
11	106-1102	2	Bolt-Stop
12	106-1103	2	Nut

--	--	--	--



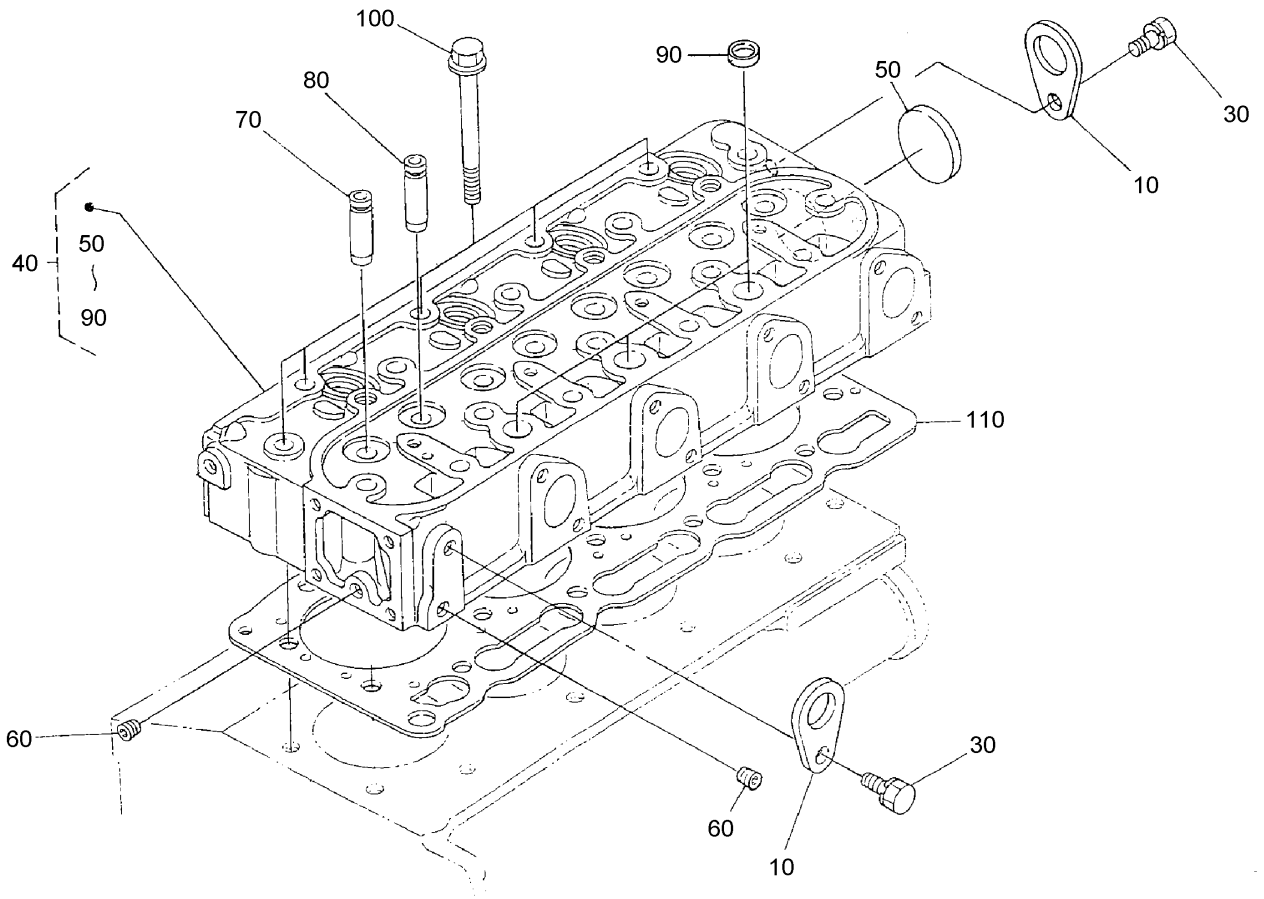
Axle Assembly Rear Axle Assembly No. 100-3784

Ref	Part No.	Qty.	Description	
1	95-7522	2	Axle	
2	99-7564	2	Seal-Oil	
3	95-7544	4	Clip	
4	95-7523	2	Spacer	
5	99-7555	2	Shim 0.3	
5	99-7556	2	Shim 0.2	
5	99-7557	2	Shim 0.5	
6	95-7524	2	Gear-Bevel, 29 Tooth	
7	99-7534	2	Bearing-Ball	
8	95-7521	2	Cover-Axle	
9	99-7538	2	O-Ring	
10	99-7561	2	Bearing-Ball	
11	99-7539	2	Clip	
12	99-7596	12	Bolt	
13	99-7563	10	Stud	



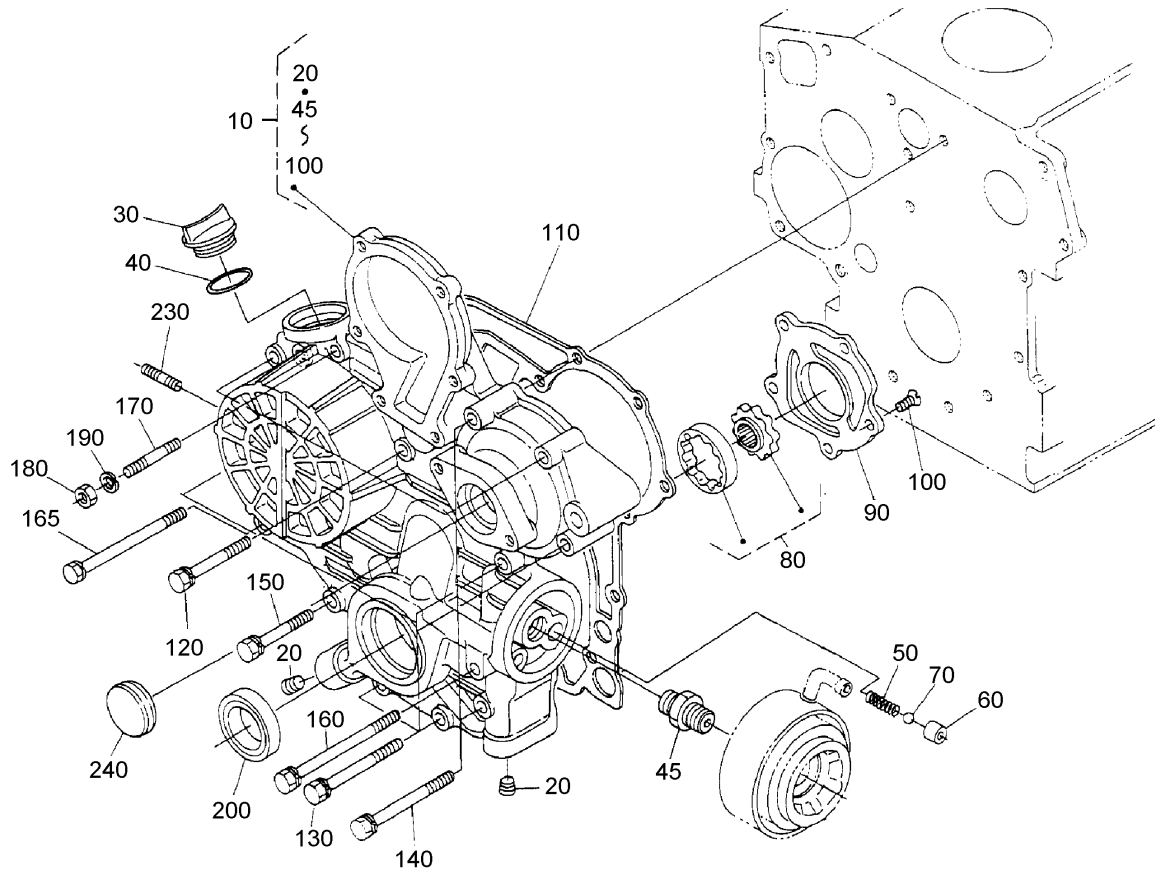
Oil Pan Assembly

Ref	Part No.	Qty.	Description				
10	108-4428	1	Oil Pan ASM				
30	107-9065	26	Bolt				
40	105-3703	1	Plug-Drain				
50	98-9399	1	Gasket				
60	105-3704	1	Filter-Oil				
70	98-7526	1	Bolt				
80	105-3776	1	O-Ring				



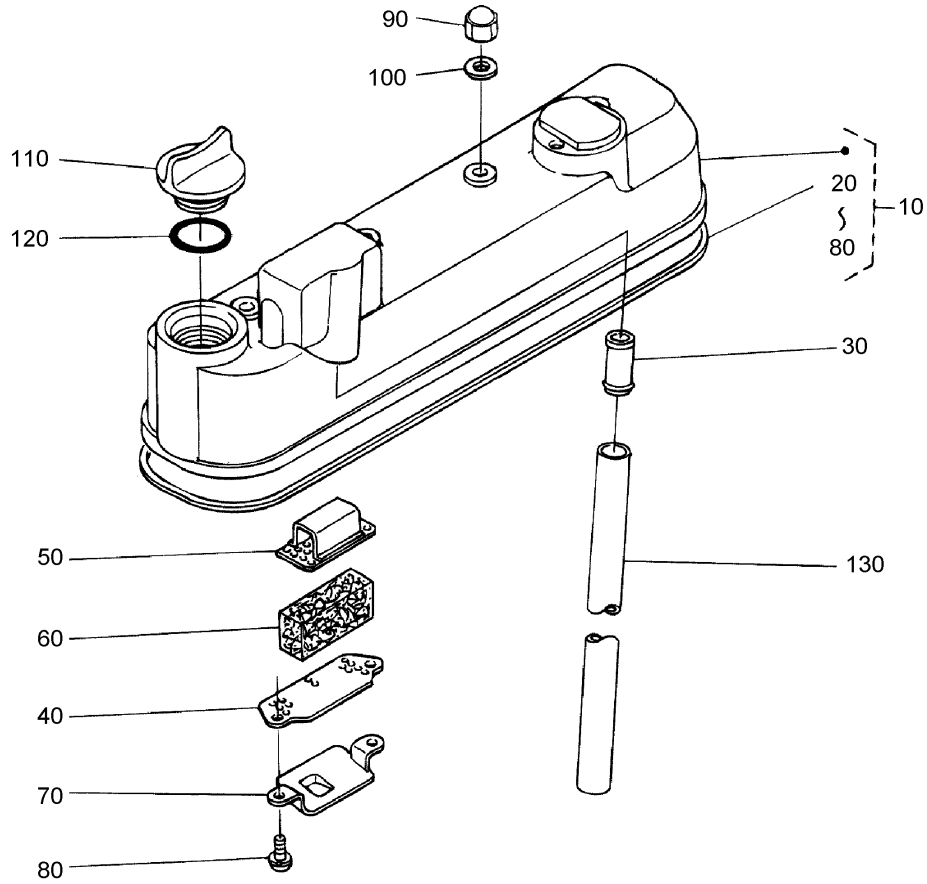
Cylinder Head Assembly

Ref	Part No.	Qty.	Description
10	98-7531	2	Hook-Engine
30	100-9195	2	Bolt
40	108-4421	1	Cylinder Head ASM
50	98-9395	1	Cap-Sealing
60	98-7540	2	Plug
70	107-9066	4	Guide-Valve, Inlet
80	107-9067	4	Guide-Valve, Exhaust
90	98-9389	3	Cap-Sealing
100	98-9479	18	Bolt-Head, Cylinder
110	108-2855	1	Gasket-Head, Cylinder



Gear Case Assembly

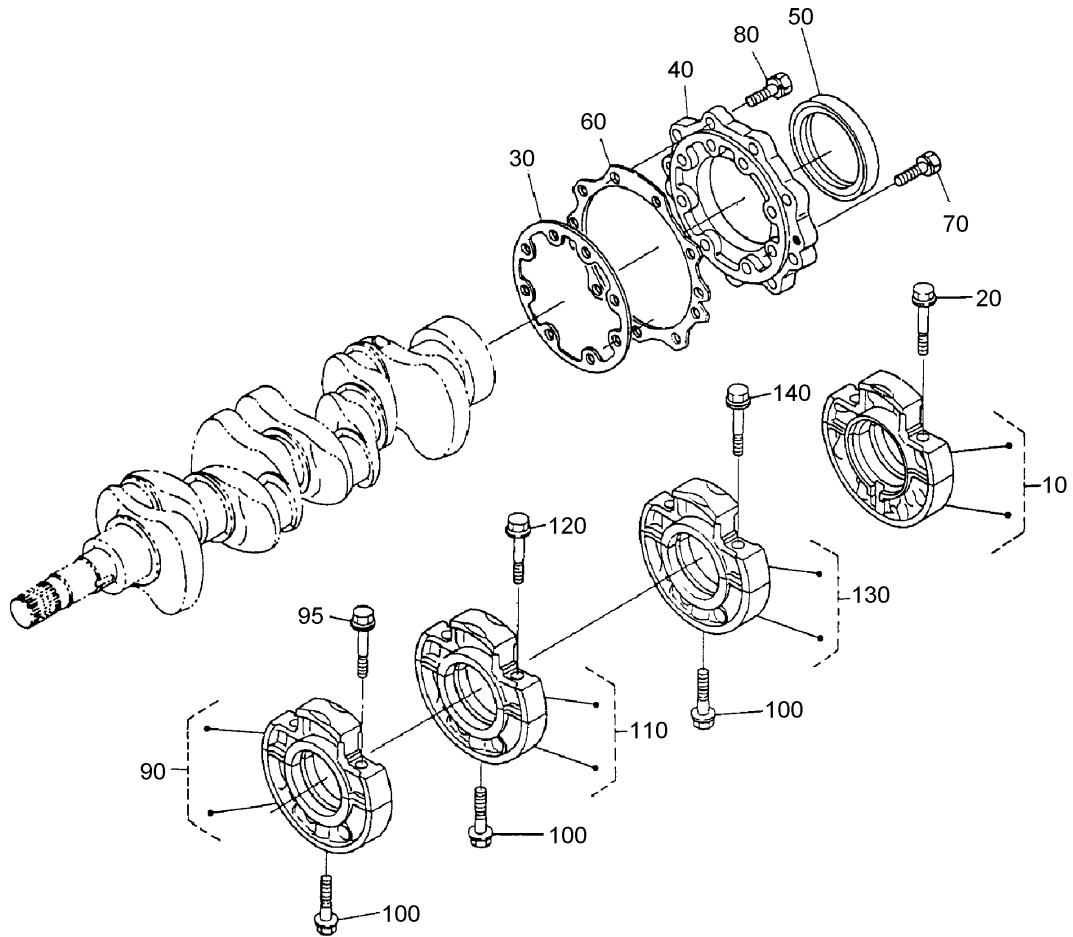
Ref	Part No.	Qty.	Description
10	105-3707	1	Case-Gear, Complete
20	98-9598	5	Plug
30	107-9075	1	Plug-Filler, Oil
40	99-3446	1	O-Ring
45	98-9388	1	Joint-Pipe
50	98-9544	1	Spring
60	98-9543	1	Seat-Valve
70	98-9380	1	Ball
80	98-9540	1	Oil Pump Rotor ASM
90	105-3708	1	Cover-Pump, Oil
100	98-9592	5	Screw
110	98-9633	1	Gasket-Case, Gear
120	98-7496	3	Bolt
130	105-3797	4	Bolt
140	98-9356	2	Bolt
150	98-9437	1	Bolt
160	98-9586	2	Bolt
165	99-3511	1	Bolt
170	105-3709	1	Stud
180	98-7572	1	Nut
190	98-7699	1	Washer-Spring
200	98-9482	1	Seal-Oil
230	105-3710	2	Stud
240	98-9641	1	Cover



Head Cover Assembly

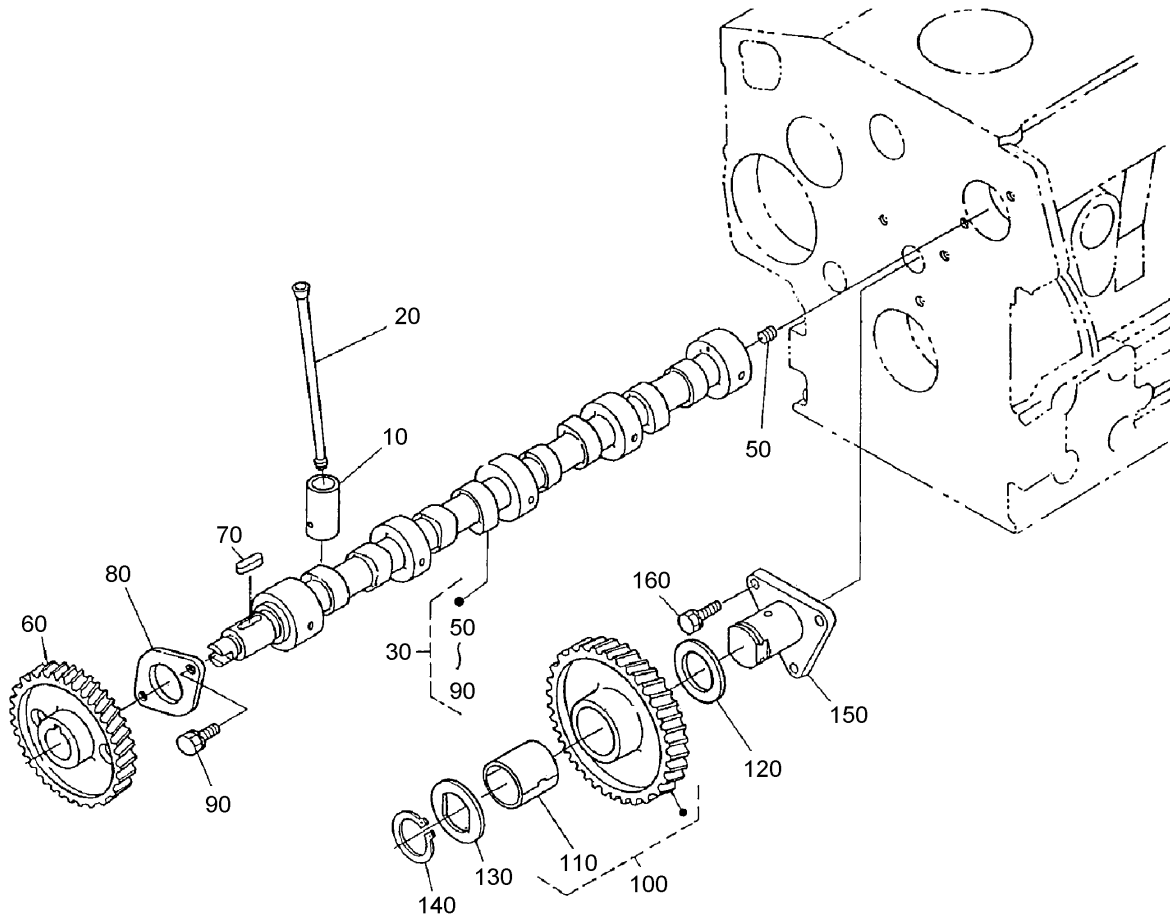
Ref	Part No.	Qty.	Description
10	105-3711	1	Cylinder Head Cover ASM
20	105-3712	1	Gasket-Cover, Head
30	98-9492	1	Joint-Pipe, Breather
40	98-9488	1	Plate-Element, Breather
50	98-9489	1	Plate-Element, Breather
60	98-9493	1	Element-Breather
70	98-9490	1	Shield-Oil, Breather
80	98-9364	2	Screw (W/Washer)
90	98-9455	4	Nut-Cap
100	98-9454	4	Gasket
110	107-9075	1	Plug-Filler, Oil
120	99-3446	1	O-Ring
130	98-9491	1	Pipe-Breather

--	--	--	--



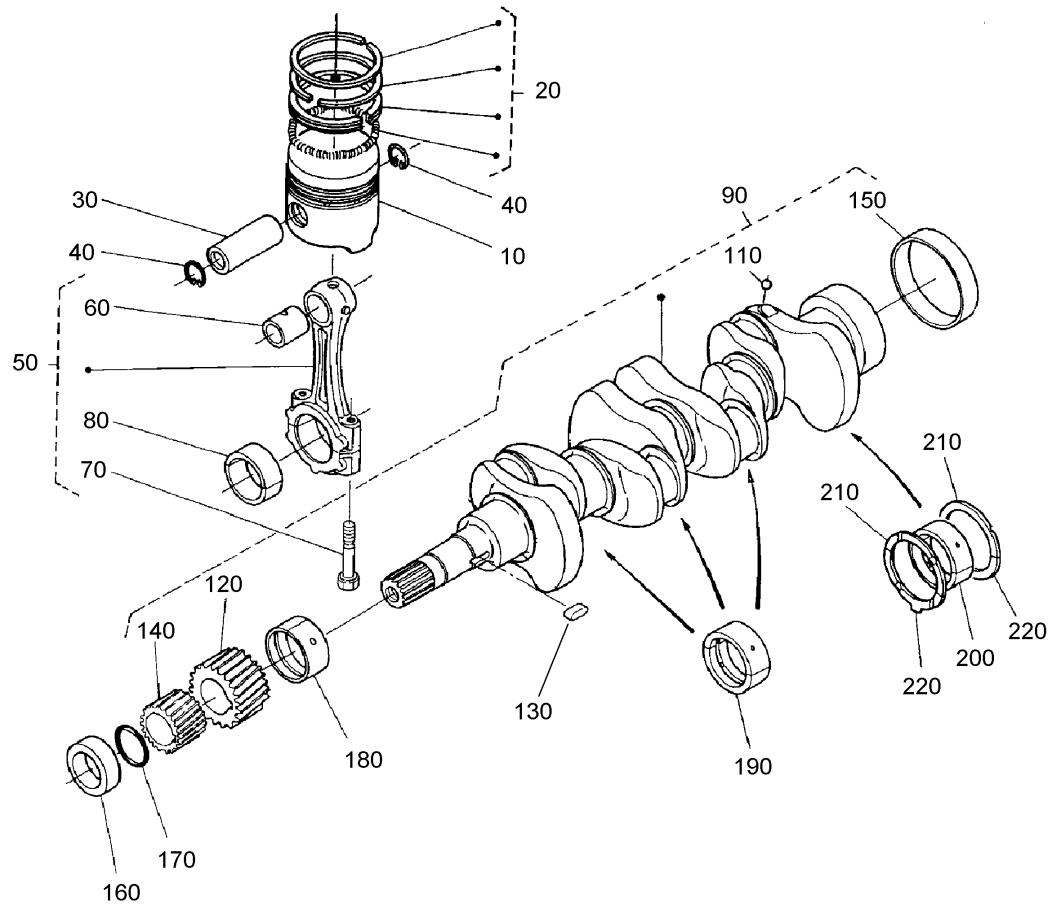
Main Bearing Case Assembly

Ref	Part No.	Qty.	Description
10	98-9480	1	Main Bearing Case ASM
20	98-9484	2	Bolt-Case, Bearing
30	98-9634	1	Gasket-Case, Bearing
40	98-9487	1	Cover-Case, Bearing
50	98-9483	1	Seal-Oil
60	98-9635	1	Gasket-Cover, Bearing Case
70	98-9352	8	Bolt
80	98-7568	9	Bolt
90	99-8361	1	Case-Bearing, Main
95	98-9484	2	Bolt-Case, Bearing
100	98-9485	3	Bolt-Case, Bearing
110	99-8360	1	Case-Bearing, Main
120	98-9484	2	Bolt-Case, Bearing
130	105-3716	1	Main Bearing Case ASM
140	98-9484	2	Bolt-Case, Bearing



Camshaft and Idle Gear Shaft Assembly

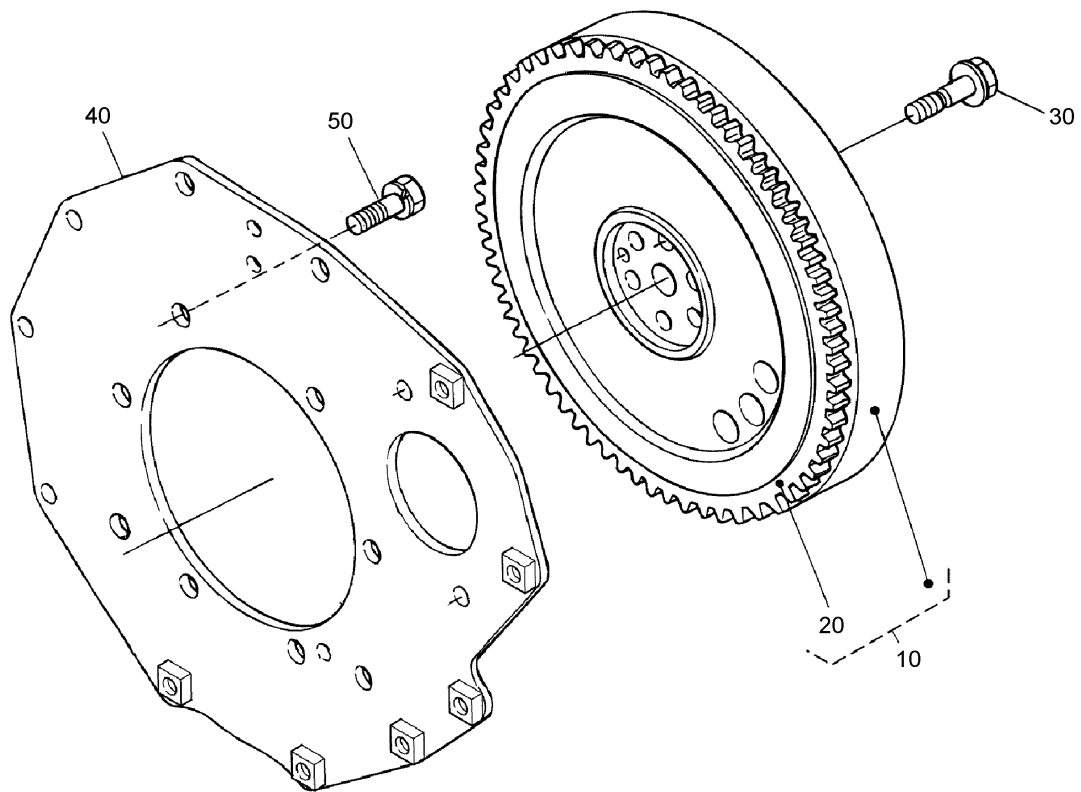
Ref	Part No.	Qty.	Description
10	98-9616	8	Tappet
20	98-9509	8	Rod-Push
30	105-3717	1	Camshaft ASM
50	98-7449	1	Screw-Set
60	98-9512	1	Gear-Cam
70	98-9378	1	Key-Feather
80	98-9510	1	Stopper-Camshaft
90	98-7692	2	Bolt
100	98-9649	1	Idle Gear ASM
110	98-9650	1	Bushing-Gear, Idle
120	98-9535	1	Collar-Gear, Idle
130	98-9536	1	Collar-Gear, Idle
140	98-9534	1	Clip-Circular, Idle Gear
150	98-9533	1	Shaft-Gear, Idle
160	98-7692	3	Bolt



Piston and Crankshaft Assembly

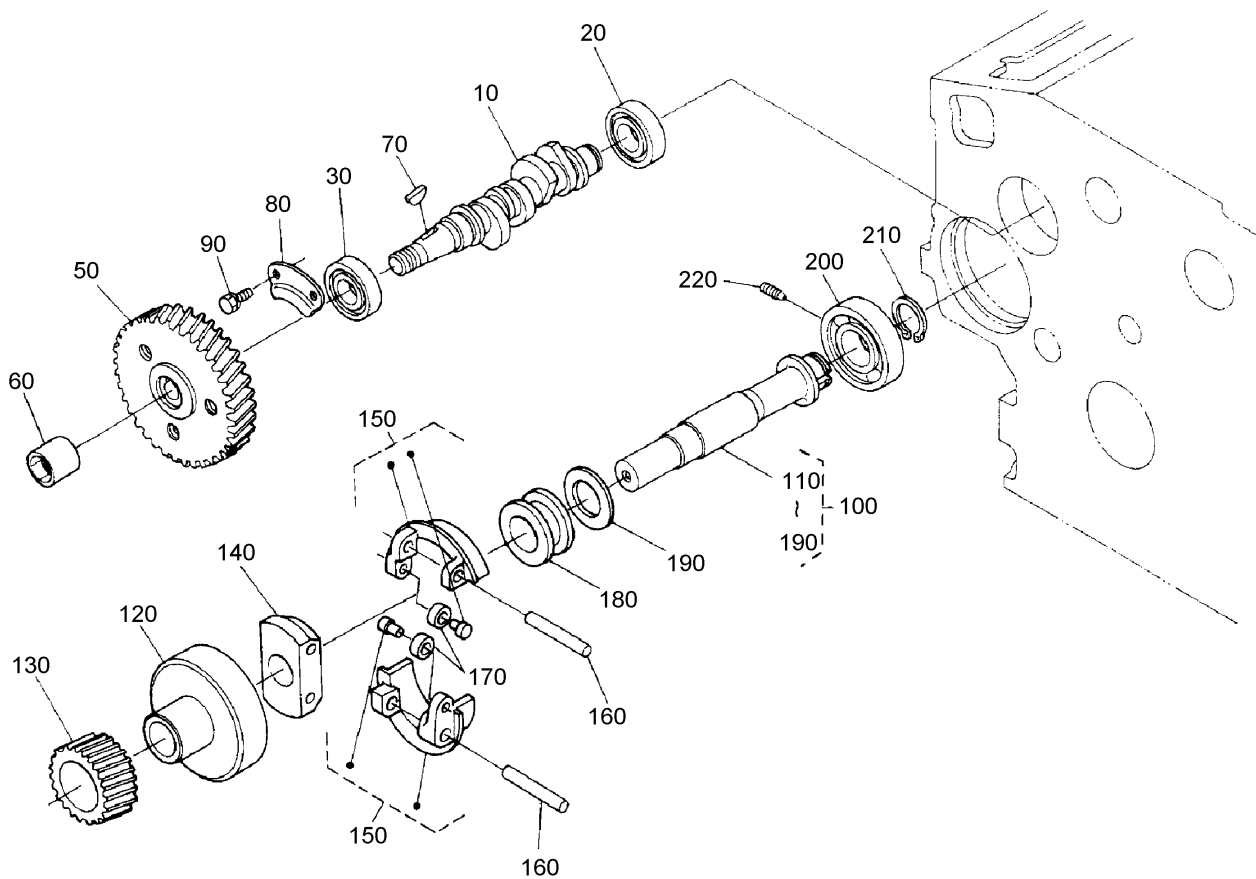
Ref	Part No.	Qty.	Description
10	98-9550	4	Piston (STD)
10	108-1417	4	Piston, 0.5Mm
20	98-9551	4	Piston Ring ASM (STD)
20	98-9619	4	Piston Ring ASM (0.5Mm)
30	98-9513	4	Pin-Piston
40	98-9514	8	Clip-Circular, Piston Pin
50	98-9552	4	Connecting Rod ASM
60	98-9515	4	Bushing-Pin, Piston
70	98-9517	8	Bolt-Rod, Connecting
80	98-9553	4	Bearing-Rod (STD)
80	98-9519	4	Bearing-Rod (0.2Mm)
80	98-9520	4	Bearing-Rod (0.4Mm)
90	105-3718	1	Crankshaft-Complete
110	98-7473	4	Ball
120	98-9532	1	Gear-Crankshaft
130	98-9666	1	Key
140	98-9542	1	Gear-Drive, Oil Pump
150	98-9522	1	Sleeve-Crankshaft
160	98-9521	1	Collar-Crankshaft
170	98-9373	1	O-Ring
180	98-9554	1	*obs* Bearing-Main (STD)
180	98-9528	1	Bearing-Main (0.2Mm)
180	98-9529	1	Bearing-Main (0.4Mm)
190	98-9524	3	Metal-Crankshaft (STD Set)

Ref	Part No.	Qty.	Description
190	98-9530	3	Bearing-Main (0.2Mm)
190	98-9531	3	Bearing-Main (0.4Mm)
200	98-9556	1	Bearing-Main (STD)
200	105-3719	1	Metal-Crankshaft (.2Mm)
200	105-3720	1	Metal-Crankshaft (.4Mm)
210	99-6864	2	Metal-Side (STD)
210	98-9414	2	Bearing-Thrust (0.2Mm)
210	98-9415	2	Bearing-Thrust (0.4Mm)
220	99-6867	2	Metal-Side (STD)
220	99-6868	2	Metal-Side, O/S (0.2Mm)
220	99-6869	2	Metal-Side, O/S (0.4Mm)



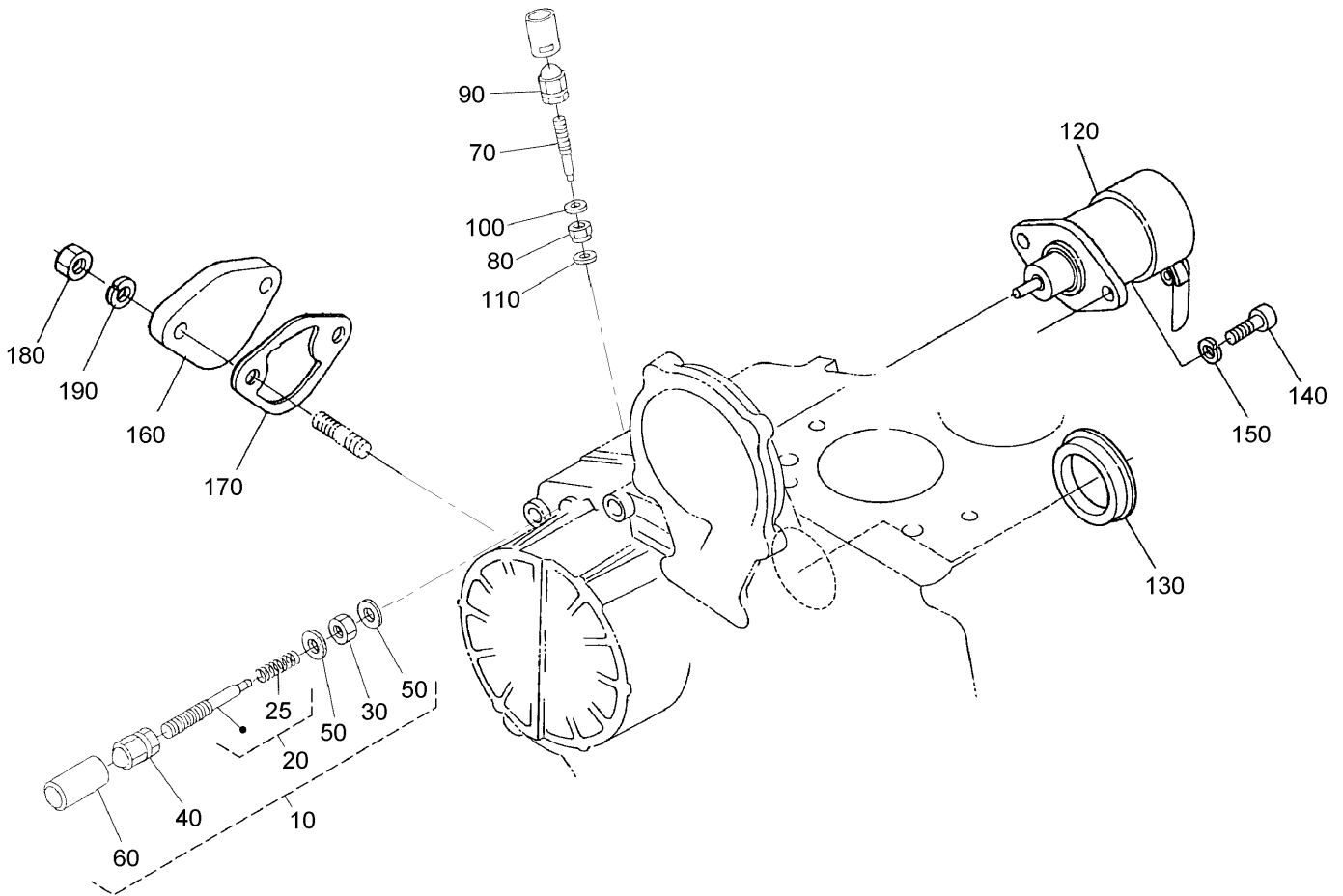
Flywheel Assembly

Ref	Part No.	Qty.	Description
10	105-3721	1	Flywheel-Complete
20	105-3722	1	Gear-Ring
30	98-9537	6	Bolt-Flywheel
40	98-9486	1	Plate-End, Rear
50	98-9392	8	Bolt



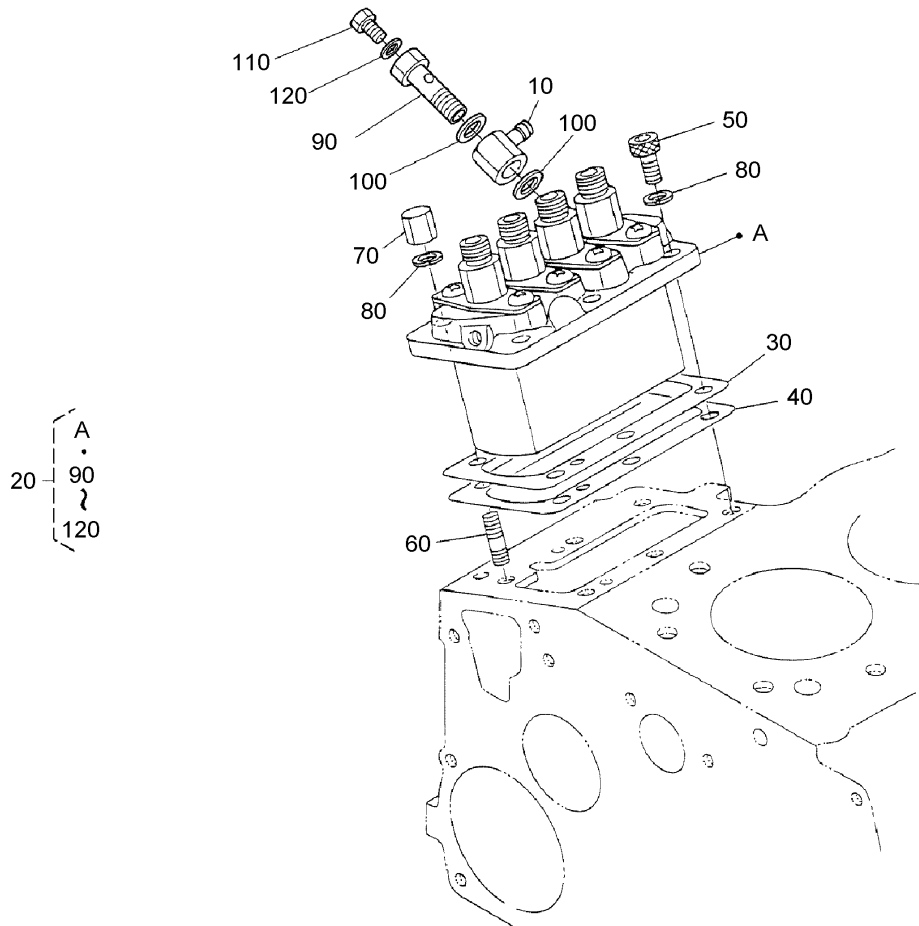
Fuel Camshaft and Governor Shaft Assembly

Ref	Part No.	Qty.	Description
10	105-3723	1	Camshaft-Fuel
20	107-9077	1	Bearing-Ball
30	107-9078	1	Bearing-Ball
50	98-9669	1	Gear-Pump, Injection
60	98-9590	1	Nut-Cap
70	98-9595	1	Key-Woodruff
80	98-9511	1	Stopper-Fuel, Camshaft
90	98-7692	2	Bolt
100	105-3724	1	Governor Shaft ASM
110	105-3725	1	Shaft, Governor
120	98-9562	1	Holder-Gear, Governor
130	98-9673	1	Gear-Governor
140	98-9561	1	Holder-Weight, Governor
150	98-9559	2	Governor Weight ASM
160	98-9560	2	Shaft-Weight, Governor
170	98-9692	2	Roller
180	98-9563	1	Sleeve-Governor
190	98-9564	1	Washer-Thrust
200	107-9079	1	Bearing-Ball
210	98-9657	1	Clip-Circular, Governor Shaft
220	98-9565	1	Screw-Set



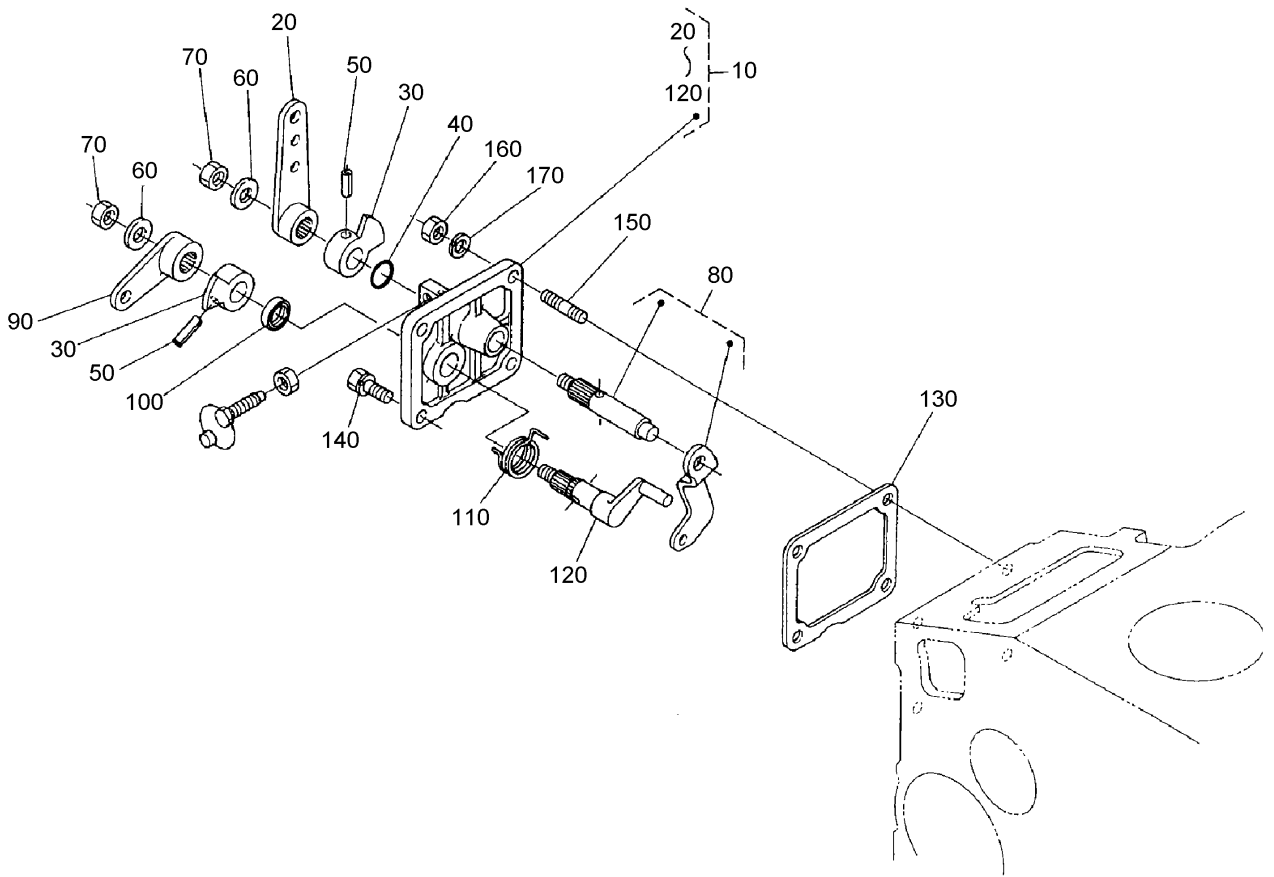
Idle Apparatus, Stop Solenoid and Cover Assembly

Ref	Part No.	Qty.	Description
10	105-3726	1	Idle Apparatus ASM
20	104-4802	1	Adjusting Bolt ASM
25	107-9080	1	Spring
30	98-9439	1	Nut
40	99-8387	1	Nut-Cap
50	98-7654	2	Gasket
60	98-7656	1	Cap
70	98-9557	1	Bolt-Adjusting
80	99-3512	1	Nut
90	99-8387	1	Nut-Cap
100	98-7654	1	Gasket
110	107-9081	1	Gasket
120	104-5155	1	Solenoid-Stop
130	98-9640	1	Cover-Pump
140	105-3799	2	Bolt-HSH
150	98-7699	2	Washer-Spring
160	99-3514	1	Cover
170	98-9636	1	Gasket-Pump, Fuel
180	98-7572	2	Nut
190	98-7699	2	Washer-Spring



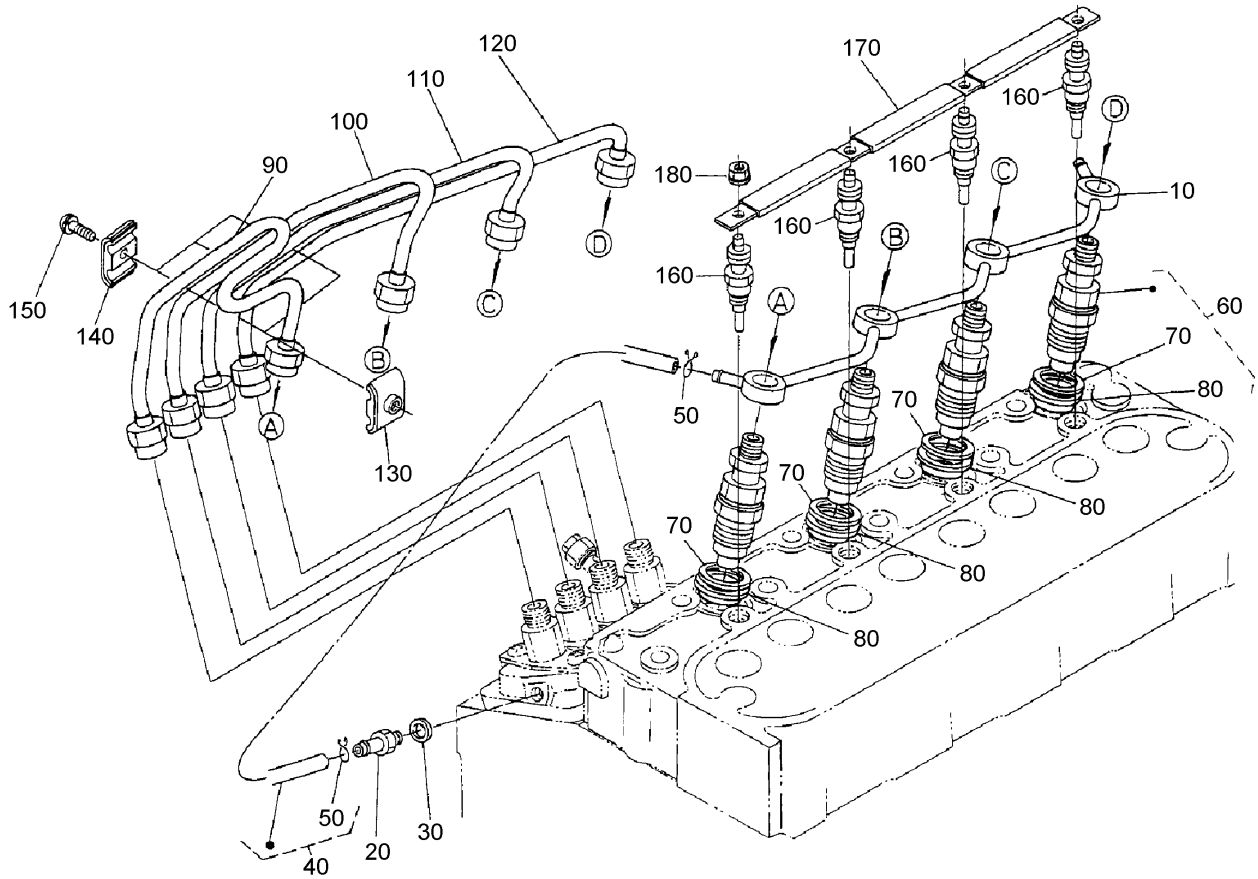
Injection Pump Assembly

Ref	Part No.	Qty.	Description				
10	98-9596	1	Joint-Eye				
20	105-3727	1	Injection Pump ASM				
30	105-3728	1	Shim-Pump, Injection (.20Mm)				
30	105-3729	1	Shim-Pump, Injection (.25Mm)				
40	105-3730	1	Shim-Pump, Injection (.30Mm)				
50	98-9361	3	Bolt-HSH				
60	98-9438	3	Stud				
70	98-9440	3	Nut-Cap				
80	98-7699	6	Washer-Spring				
90	98-9464	1	Bolt-Joint				
100	98-9445	2	Gasket				
110	98-9430	1	Screw				
120	98-9446	1	Gasket				



Speed Control Plate Assembly

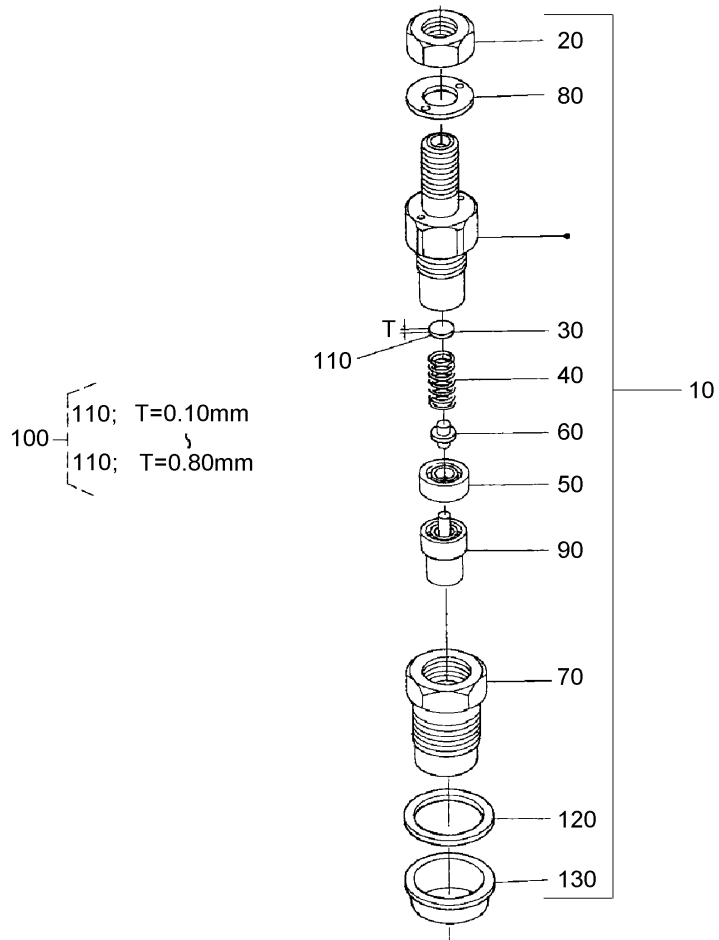
Ref	Part No.	Qty.	Description
10	105-3735	1	Control Plate ASM
20	98-9662	1	Lever-Control, Speed
30	98-9572	2	Lever-Control, Speed
40	105-3788	1	O-Ring
50	98-7602	2	Pin-Spring
60	98-9594	2	Washer-Plain
70	98-9589	2	Nut
80	98-9658	1	Governor Lever ASM
90	98-9663	1	Lever-Stop, Engine
100	98-7601	1	Seal-Oil
110	98-9472	1	Spring-Return
120	98-9664	1	Shaft-Lever, Stop
130	98-9637	1	Gasket
140	98-7692	2	Bolt
150	105-3710	2	Stud
160	98-7572	2	Nut
170	98-7699	2	Washer-Spring



Nozzle Holder and Glow Plug Assembly

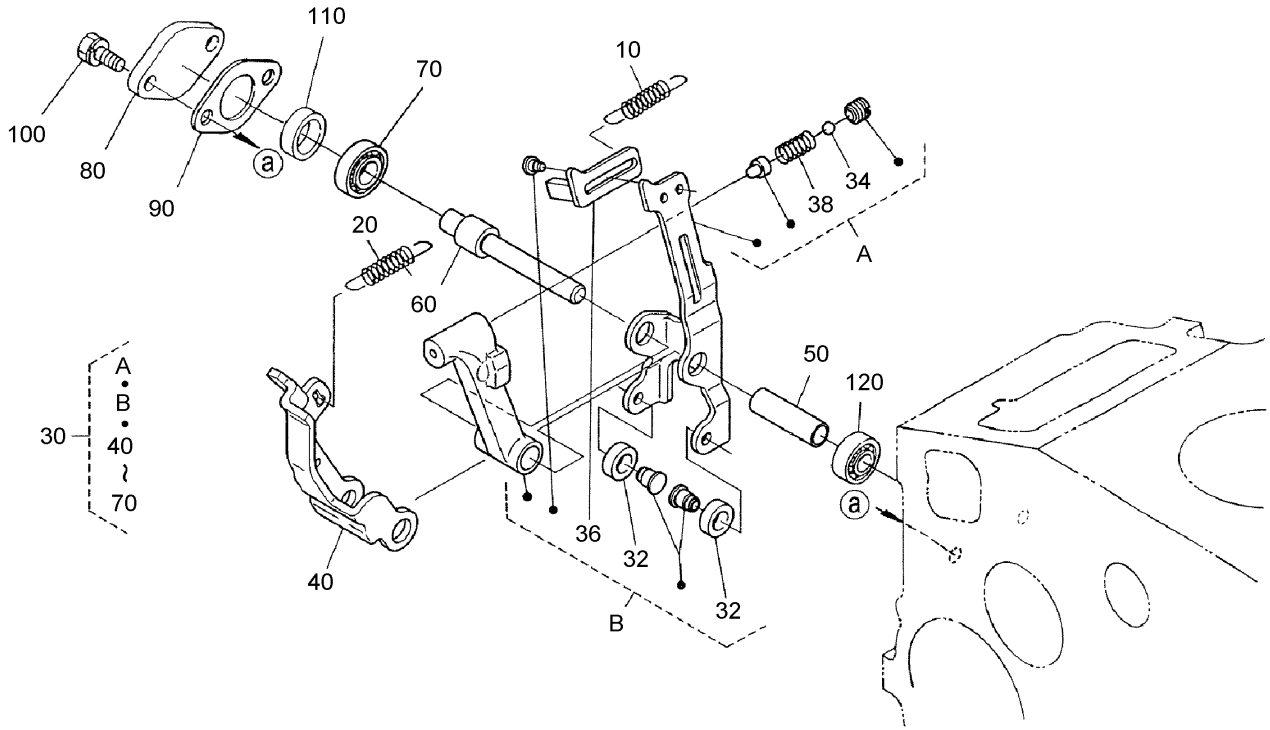
Ref	Part No.	Qty.	Description
10	105-3737	1	Over Flow Pipe ASM
20	98-9431	1	Screw-Bleeder
30	98-7654	1	Gasket
40	98-9420	1	Over Flow Pipe ASM
50	98-7671	2	Clip-Pipe
60	108-2866	4	Nozzle Holder Kit
70	98-7676	4	Gasket
80	98-7677	4	Seal
90	98-9622	1	Pipe-Injection
100	98-9654	1	Pipe-Injection
110	98-9655	1	Pipe-Injection
120	105-3738	1	Pipe-Injection
130	98-7682	3	Clamp-Pipe
140	98-7683	3	Clamp-Pipe
150	98-9364	3	Screw (W/Washer)
160	98-9623	4	Plug-Glow
170	105-3739	1	Cord-Plug, Glow
180	99-8377	4	Nut-Flange

--	--	--	--



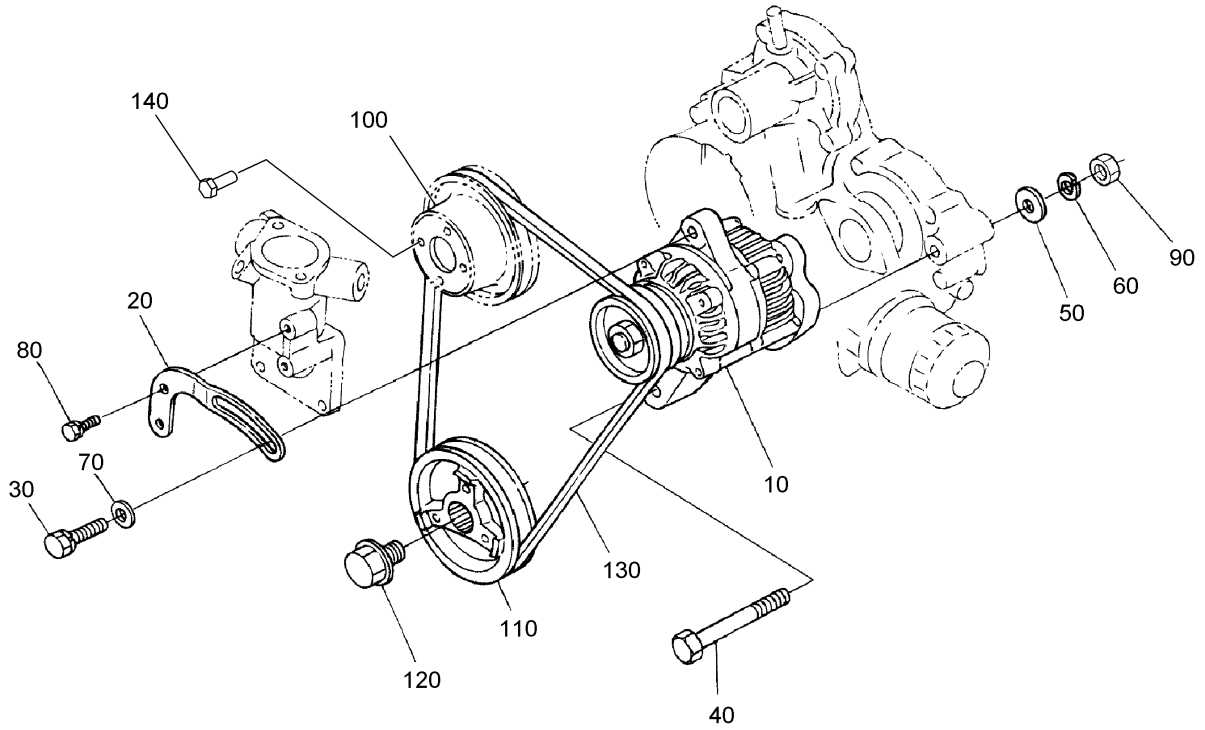
Nozzle Holder Component Assembly

Ref	Part No.	Qty.	Description
10	108-2866	4	Nozzle Holder Kit
20	99-8301	4	Nut
30	99-8302	4	Washer-Adjusting
40	99-8303	4	Spring-Nozzle
50	99-8304	4	Spacer-Distance
60	99-8305	4	Rod-Push
70	99-8306	4	Nut-Nozzle
80	99-8307	4	Washer-Plain
90	107-7826	4	Piece-Nozzle
100	99-8309	4	Adjusting Washer ASM
110	99-8310	4	Washer-Adjust (0.10Mm)
110	99-8311	4	Washer-Adjust (0.20Mm)
110	99-8312	4	Washer-Adjust (0.30Mm)
110	99-8313	4	Washer-Adjust (0.40Mm)
110	99-8314	4	Washer-Adjust (0.50Mm)
110	99-8315	4	Washer-Adjust (0.52Mm)
110	99-8316	4	Washer-Adjust (0.54Mm)
110	99-8317	4	Washer-Adjust (0.56Mm)
110	99-8318	4	Washer-Adjust (0.58Mm)
110	99-8319	4	Washer-Adjust (0.80Mm)
120	98-7676	4	Gasket
130	98-7677	4	Seal



Fork Lever (Governor) Assembly

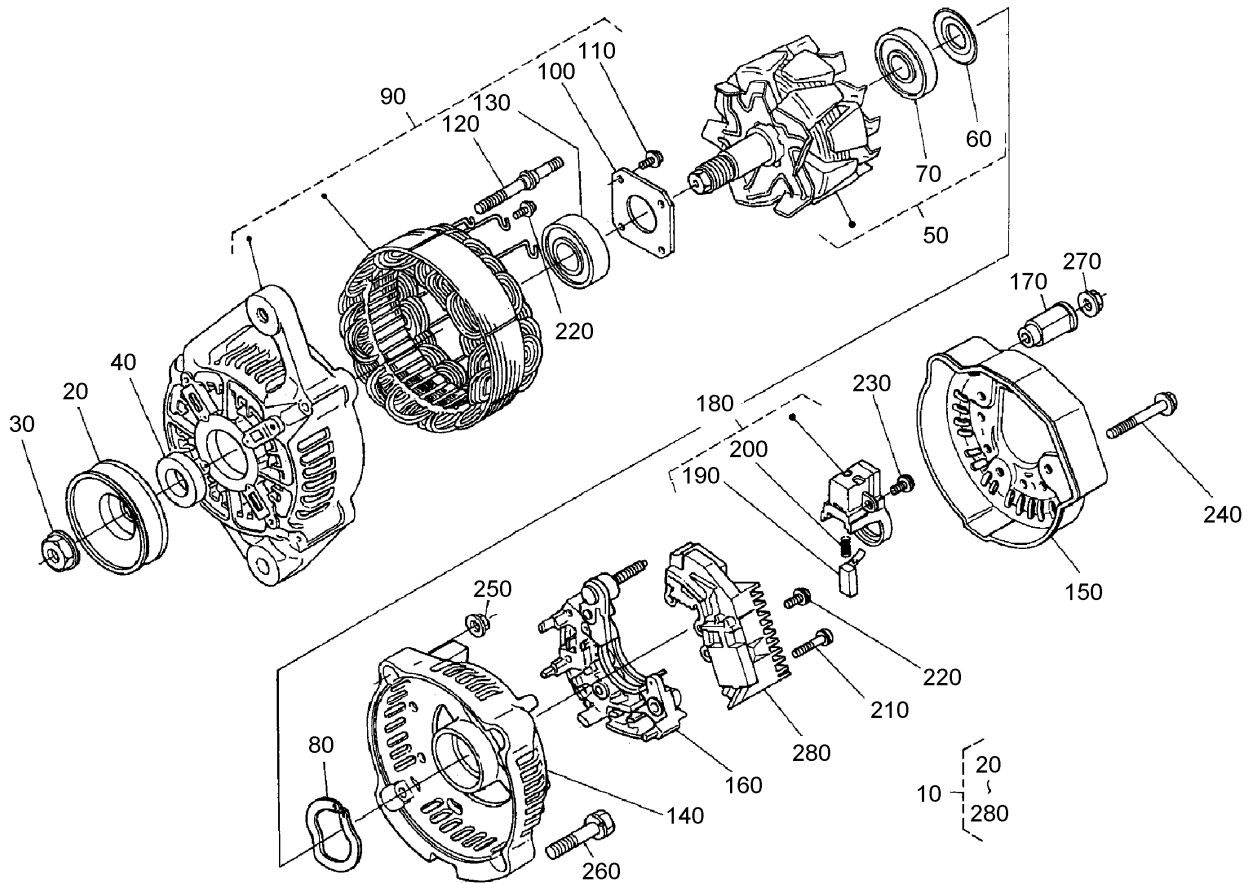
Ref	Part No.	Qty.	Description
10	105-3741	1	Spring-Start
20	98-9681	1	Spring-Governor
30	108-4427	1	Fork Lever ASM
32	98-9692	2	Roller
34	98-7580	2	Ball
36	107-9083	1	Lever-Thrust
38	108-2867	1	Spring
40	107-9084	1	Lever-Fork
50	107-9085	1	Shaft-Lever, Fork
60	107-9086	1	Shaft-Lever, Fork
70	98-9570	1	Bearing-Miniaturize
80	98-9569	1	Cover-Shaft, Fork Lever
90	98-9682	1	Gasket
100	98-9351	2	Bolt
110	98-9567	1	Collar
120	98-9571	1	Bearing-Miniaturize



Alternator and Pulley Assembly

Ref	Part No.	Qty.	Description
10	98-9474	1	Alternator ASM
20	98-9573	1	Stay-Dynamo
30	98-7697	1	Bolt
40	98-9360	1	Bolt
50	33095-00	1	Washer-Flat
60	98-7738	1	Washer-Spring
70	100-9233	1	Washer-Plain
80	98-7692	1	Bolt
90	99-7526	1	Nut
100	98-9584	1	Pulley-Fan
110	105-3745	1	Pulley-Drive, Fan
120	98-9585	1	Bolt
130	98-9676	1	V-Belt
140	99-8363	4	Bolt-Flange

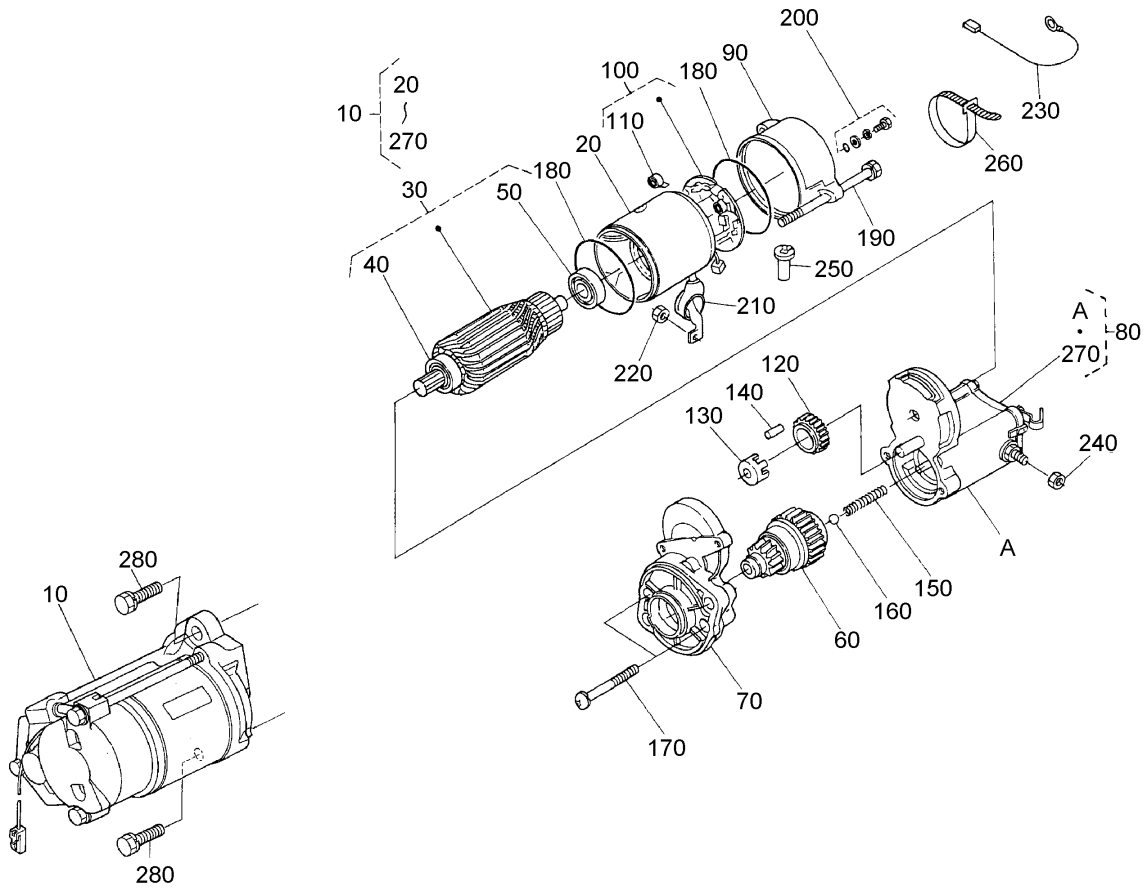
--	--	--	--



Alternator Component Assembly

Ref	Part No.	Qty.	Description
10	98-9474	1	Alternator ASM
20	98-9453	1	Pulley-Dynamo
30	98-7708	1	Nut
40	98-7709	1	Collar
50	98-7710	1	Rotor
60	98-7711	1	Cover-Bearing
70	98-7712	1	Bearing-Ball
80	98-7713	1	Washer-Thrust
90	107-0139	1	Drive End Frame ASM
100	98-7715	1	Plate-Retainer
110	98-7716	4	Screw-Head, Round
120	98-7717	2	Bolt-Through
130	107-0137	1	Bearing-Ball
140	107-9087	1	Frame-End
150	107-0140	1	Cover-End
160	98-7721	1	Rectifier ASM
170	98-7722	1	Bushing-Insulation
180	107-0141	1	Holder-Brush
190	98-7724	2	Brush
200	98-7725	2	Spring-Brush
210	98-7726	2	Screw-Head, Round
220	98-7727	6	Screw-Head, Round
230	98-7728	1	Screw-Head, Round
240	98-7729	3	Bolt

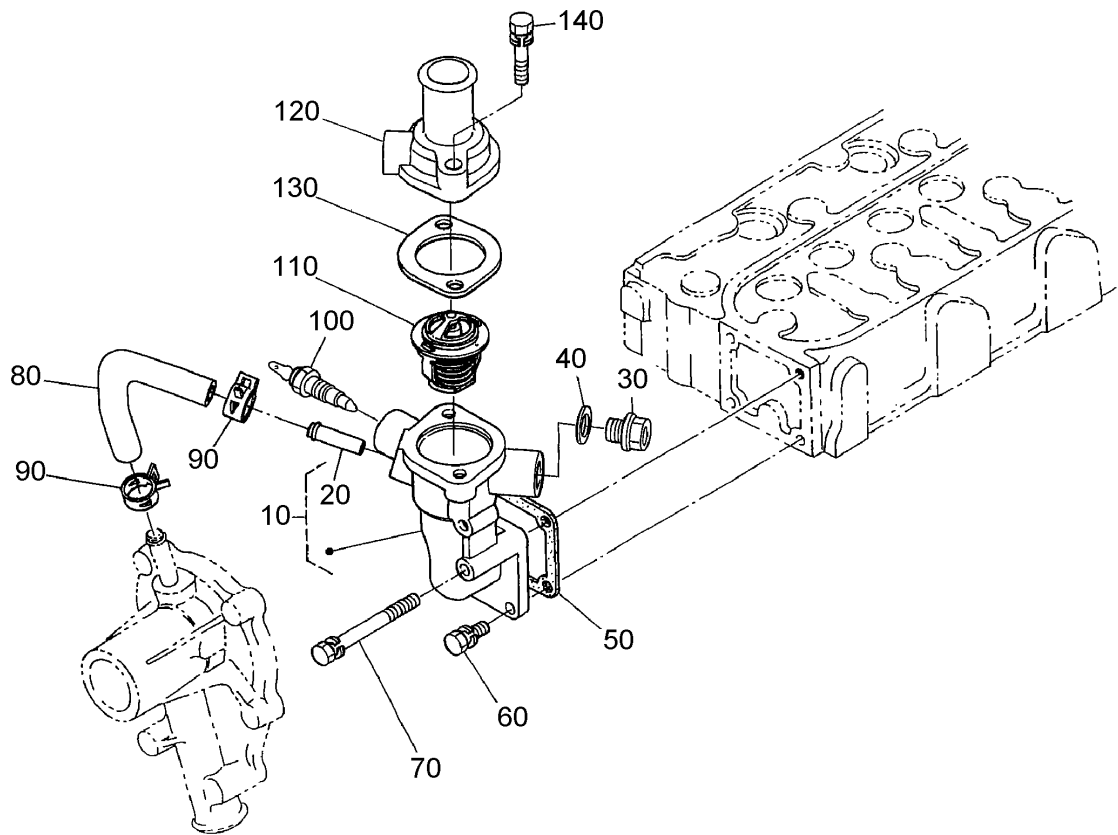
Ref	Part No.	Qty.	Description
250	98-7730	2	Nut
260	98-7731	2	Bolt
270	98-7732	1	Nut
280	107-9088	1	Regulator ASM



Starter Assembly

Ref	Part No.	Qty.	Description
10	98-9705	1	Starter ASM
20	104-8608	1	Yoke ASM
30	98-7742	1	Armature ASM
40	98-7744	1	Bearing
50	98-7743	1	Bearing
60	99-8373	1	Clutch-Running, Over
70	99-8374	1	Frame-End, Drive
80	105-3746	1	Magnetic Switch ASM
90	98-7748	1	Frame-End
100	98-7749	1	Brush Holder ASM
110	98-7750	4	Spring-Brush
120	98-7751	1	Gear
130	98-7752	1	Retainer
140	98-7753	5	**obs** Roller
150	98-7754	1	Spring
160	98-7755	1	Ball
170	98-7756	2	Bolt
180	98-7757	2	O-Ring
190	100-9240	2	Bolt
200	98-7758	2	Bolt ASM
210	99-8375	1	Cover
220	99-8371	1	Nut-Hex
230	98-9711	1	Cord-Solenoid, Stop
240	99-8376	1	Nut-Hex

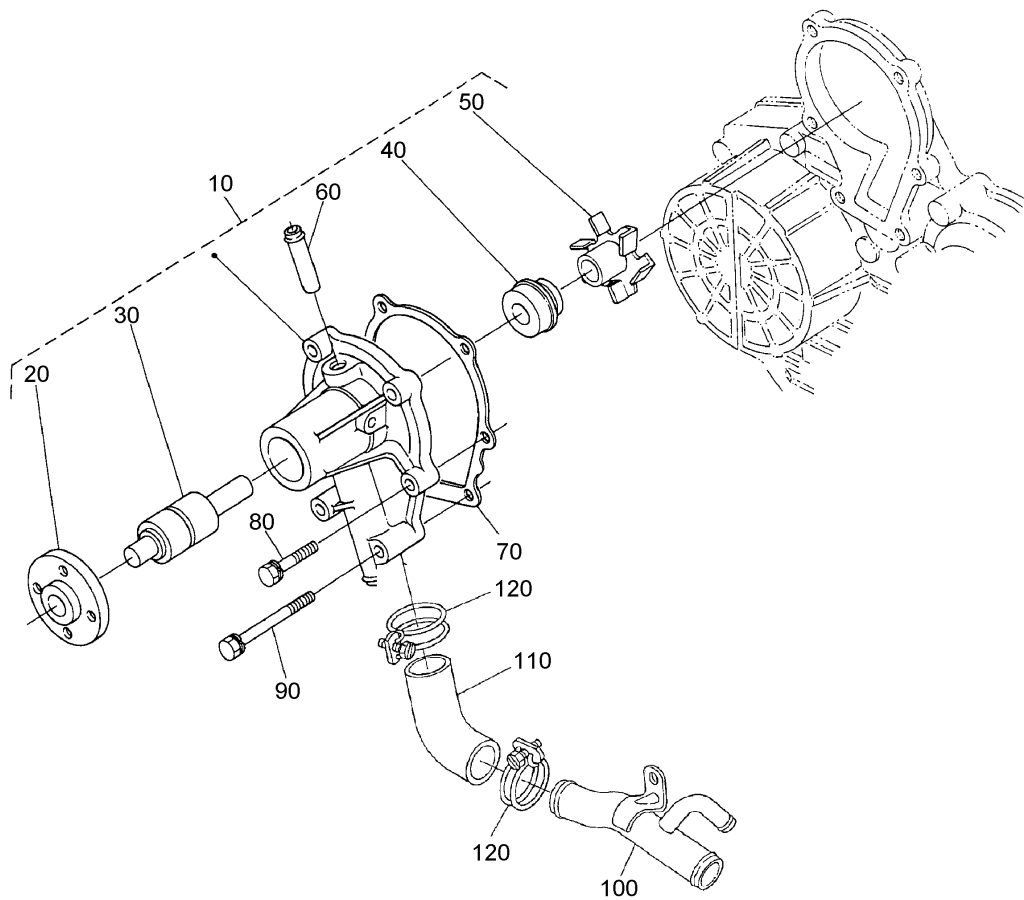
Ref	Part No.	Qty.	Description
250	98-7759	1	Pipe-Drain
260	98-9712	1	Band-Cover
270	105-2886	1	Cover ASM
280	98-7697	2	Bolt



Water Flange and Thermostat Assembly

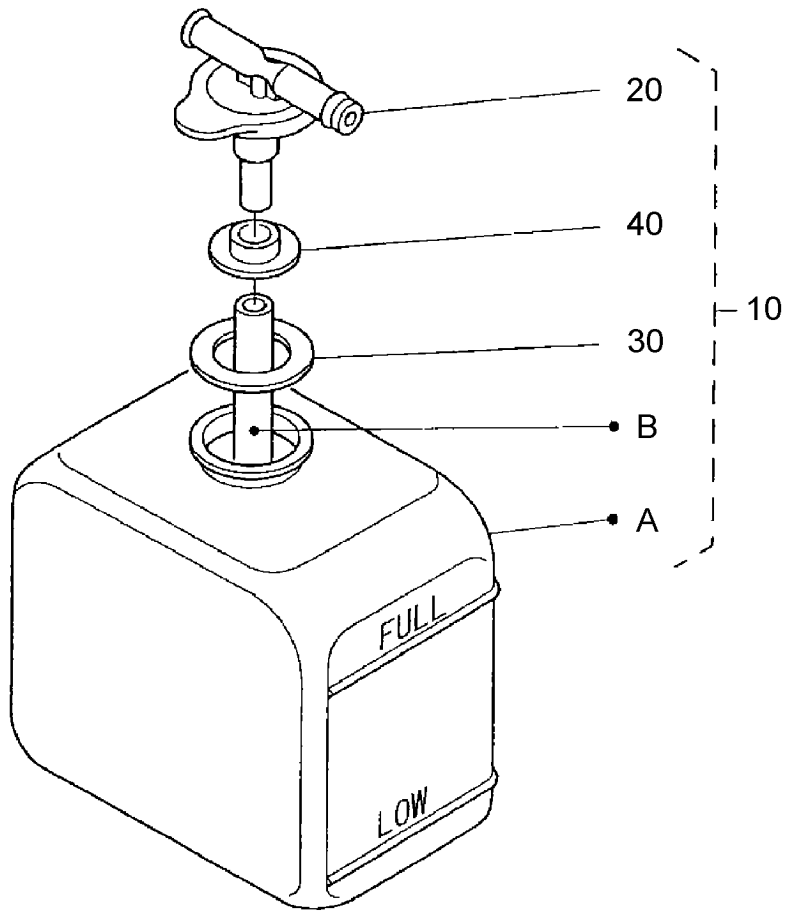
Ref	Part No.	Qty.	Description
10	98-9713	1	Water Flange ASM
20	98-9580	1	Pipe-Return, Water
30	105-3747	1	Plug
40	99-3583	1	Packing
50	98-9638	1	Gasket-Flange, Water
60	98-7692	3	Bolt
70	98-9356	1	Bolt
80	98-9578	1	Pipe-Return, Water
90	98-9579	2	Band-Pipe
100	98-9719	1	Thermoswitch
110	98-7778	1	Thermostat ASM
120	98-9471	1	Cover-Thermostat
130	105-3748	1	Gasket-Thermostat
140	98-7777	2	Bolt

--	--	--	--



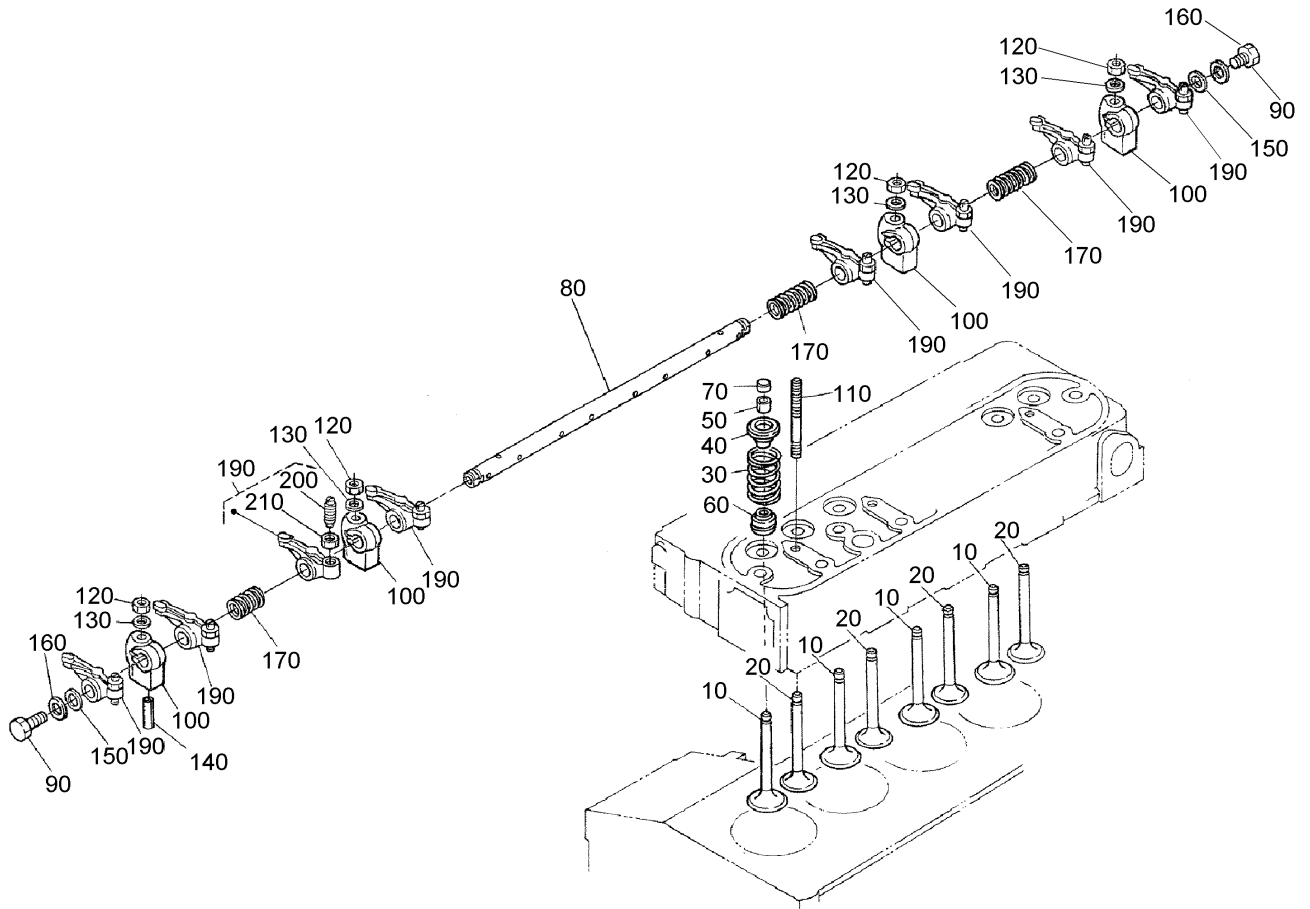
Water Pump Assembly

Ref	Part No.	Qty.	Description				
10	108-4426	1	Water Pump ASM				
20	99-3516	1	Flange-Pump, Water				
30	99-3517	1	Bearing-Pump, Water				
40	105-3750	1	Mechanical Seal ASM				
50	99-3519	1	Impeller-Pump, Water				
60	98-9577	1	Pipe-Return, Water				
70	99-3454	1	Gasket-Pump, Water				
80	98-9353	4	Bolt				
90	98-9357	2	Bolt				
100	105-3752	1	Pipe-Water				
110	107-9091	1	Pipe-Water				
120	98-9717	2	Clamp				



Reserve Tank Assembly

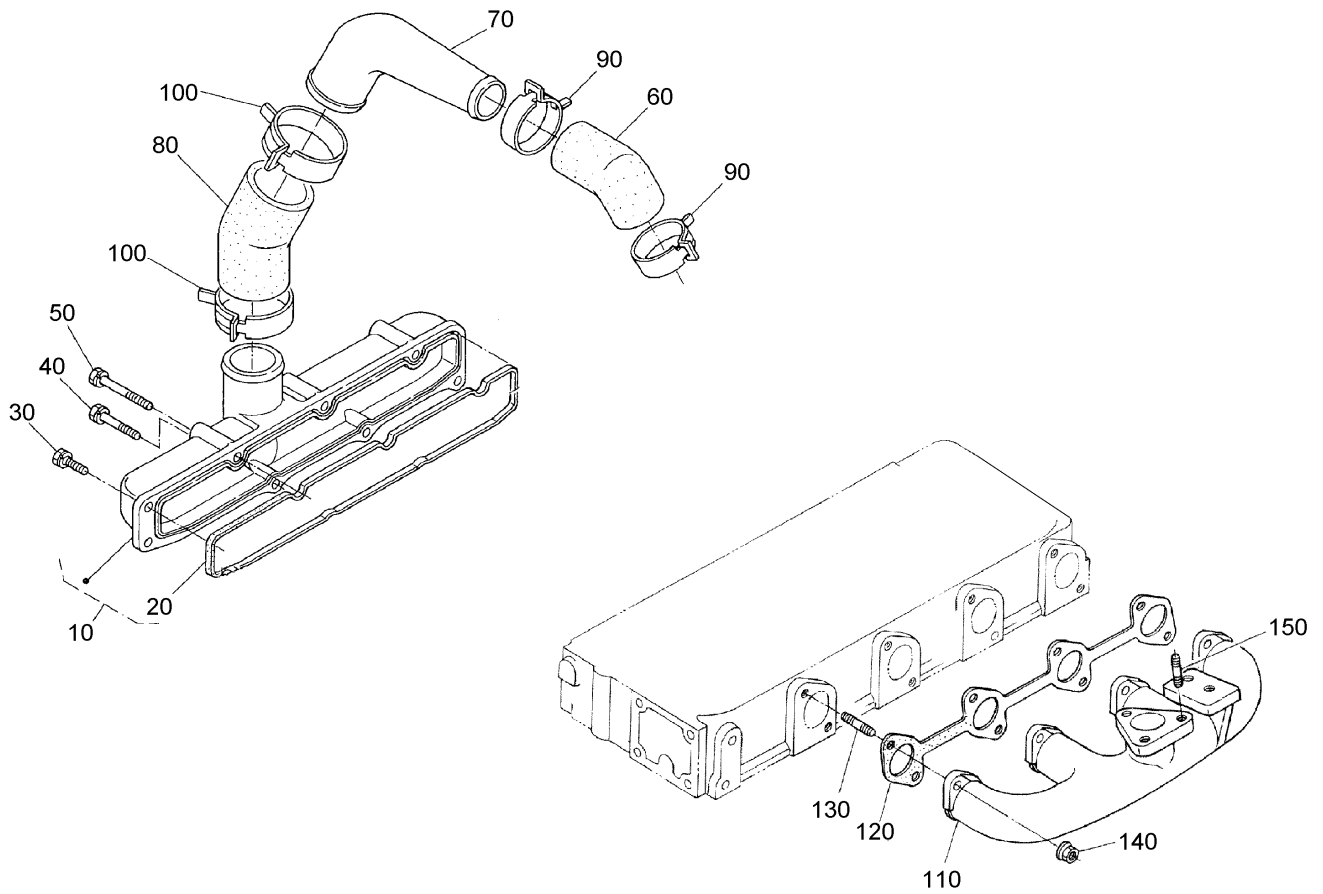
Ref	Part No.	Qty.	Description
10	104-9318	1	Bottle-Overflow
20	105-3754	1	Cap
30	105-3755	1	Gasket
40	105-3756	1	Plate



Valve and Rocker Arm Assembly

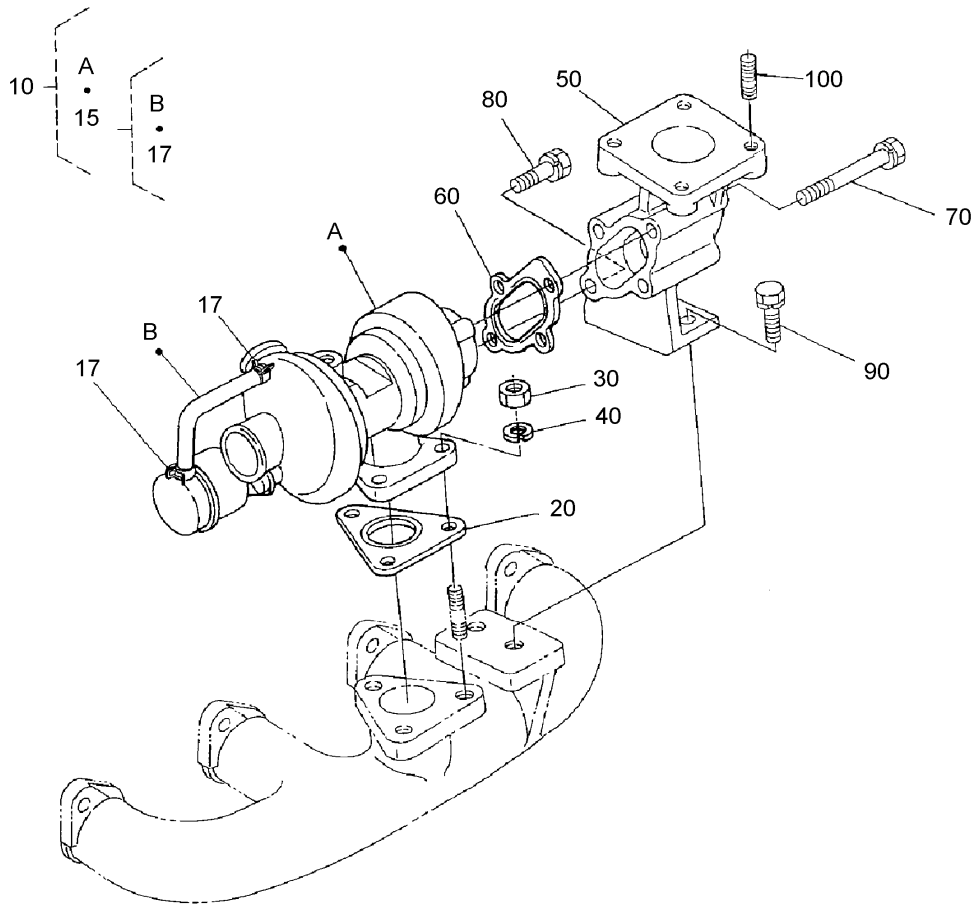
Ref	Part No.	Qty.	Description
10	98-9494	4	Valve-Inlet
20	98-9625	4	Valve-Exhaust
30	98-9626	8	Spring-Valve
40	107-9092	8	Retainer-Spring
50	98-9390	8	Collet-Set, Valve Spring
60	99-8385	8	Seat-Stem, Valve
70	98-9497	8	Cap-Valve
80	105-3757	1	Shaft-Arm, Rocker
90	100-9265	2	Bolt
100	98-9505	4	Bracket-Arm, Rocker
110	98-9506	4	Stud
120	98-9393	4	Nut
130	98-9385	4	Washer-Flat
140	105-3758	2	Pin-Spring
150	98-9507	2	Washer-Shaft, R-Arm
160	3256-1	2	Washer-Flat
170	98-9504	3	Spring-Arm, Rocker
190	98-9501	8	Rocker Arm ASM
200	98-9502	8	Screw-Adjusting
210	98-9503	8	Nut

--	--	--	--



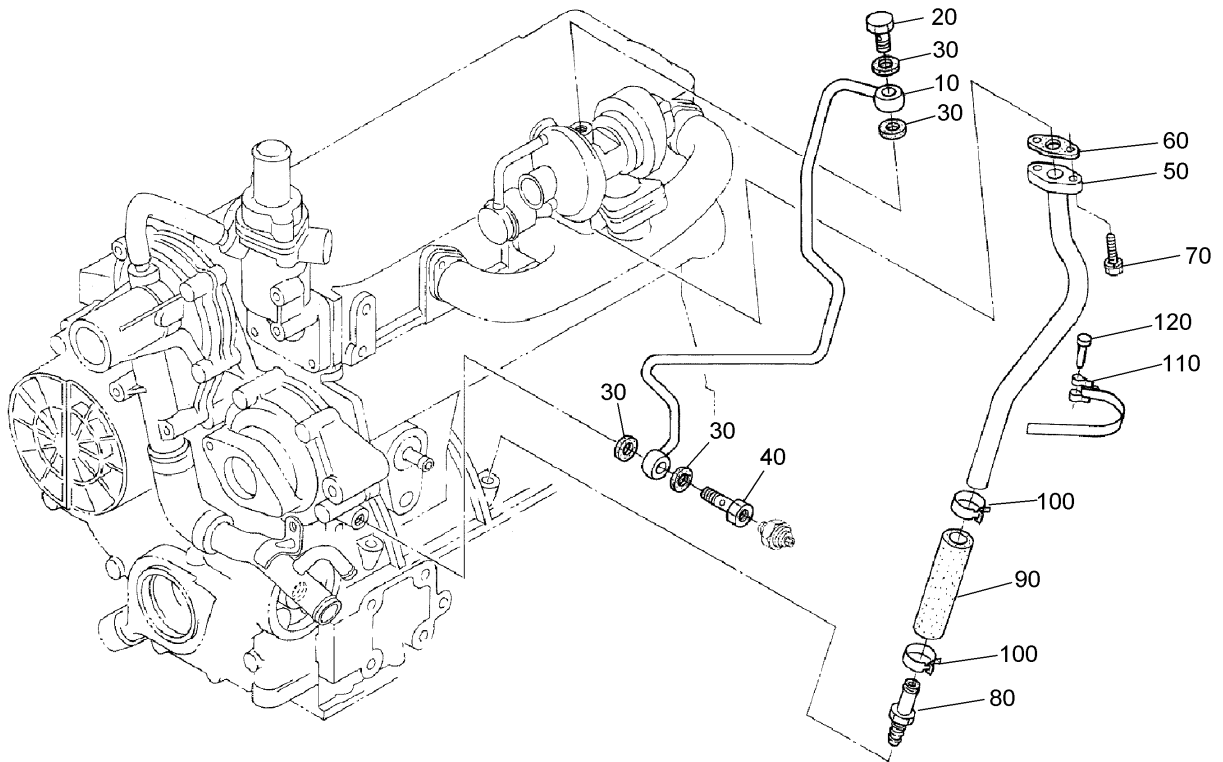
Inlet / Exhaust Manifold Assembly

Ref	Part No.	Qty.	Description
10	105-3759	1	Inlet Manifold ASM
20	105-3760	1	Gasket-In-Manifold
30	98-7605	3	Bolt
40	98-9353	2	Bolt
50	105-3797	3	Bolt
60	105-3761	1	Pipe-Inlet
70	105-3762	1	Pipe-Inlet
80	105-3763	1	Pipe-Inlet
90	99-8324	2	Band-Pipe
100	99-8322	2	Band-Pipe
110	108-4425	1	Manifold-Exhaust
120	105-3765	1	Gasket-Ex-Manifold
130	98-9588	8	Stud
140	98-9665	8	Nut
150	99-8342	3	Stud



Turbo Charger Assembly

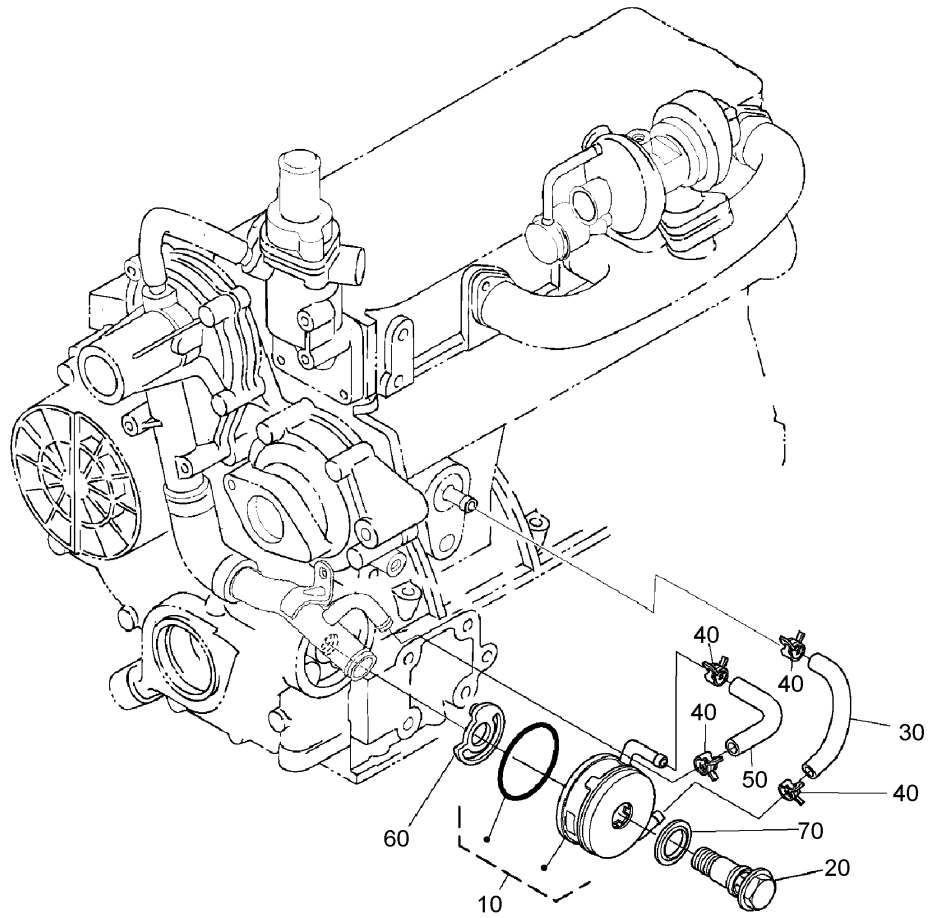
Ref	Part No.	Qty.	Description				
10	108-1412	1	Turbo Charger ASM				
15	108-1413	1	Hose ASM				
17	108-1414	2	Clamp-Hose				
20	105-3767	1	Gasket				
30	100-1559	3	Nut-Manifold, Exhaust				
40	105-2893	3	Washer-Spring				
50	99-8335	1	Flange-Muffler				
60	105-3768	1	Gasket				
70	105-2894	3	Bolt				
80	105-2895	1	Bolt				
90	98-7610	2	Bolt				
100	98-7769	4	Stud				



Oil Pipe (Turbo Charger) Assembly

Ref	Part No.	Qty.	Description
10	108-4424	1	Oil Pipe ASM
20	98-9418	1	Bolt-Joint, Eye
30	99-8346	4	Gasket
40	98-9417	1	Bolt-Joint, Eye
50	108-4423	1	Oil Pipe ASM
60	108-4422	1	Gasket
70	98-7605	2	Bolt
80	105-3771	1	Pipe-Oil, Complete
90	98-9721	1	Pipe-Oil
100	98-9714	2	Clamp-Hose
110	98-9601	1	Clamp-Pipe
120	98-9591	1	Pin-Band

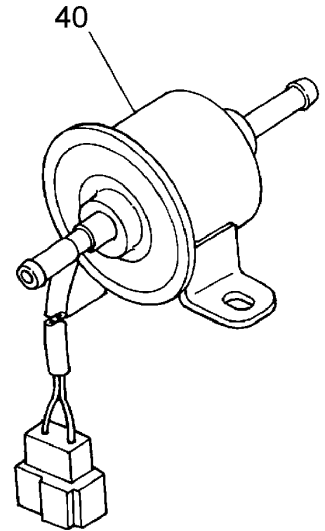
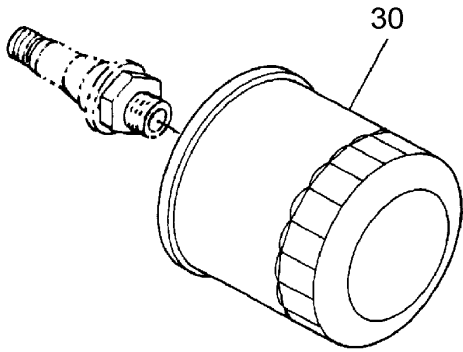
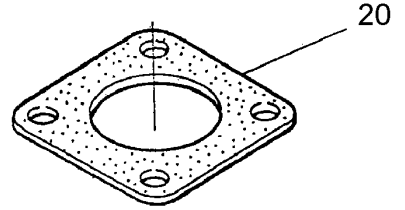
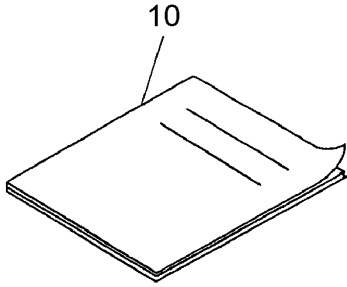
--	--	--	--



Oil Cooler Assembly

Ref	Part No.	Qty.	Description
10	108-4448	1	Oil Cooler ASM
20	106-7054	1	Holder ASM
30	98-9724	1	Pipe-Cooler, Oil
40	98-9579	4	Band-Pipe
50	98-9578	1	Pipe-Return, Water
60	105-3774	1	Collar
70	108-4449	1	Washer

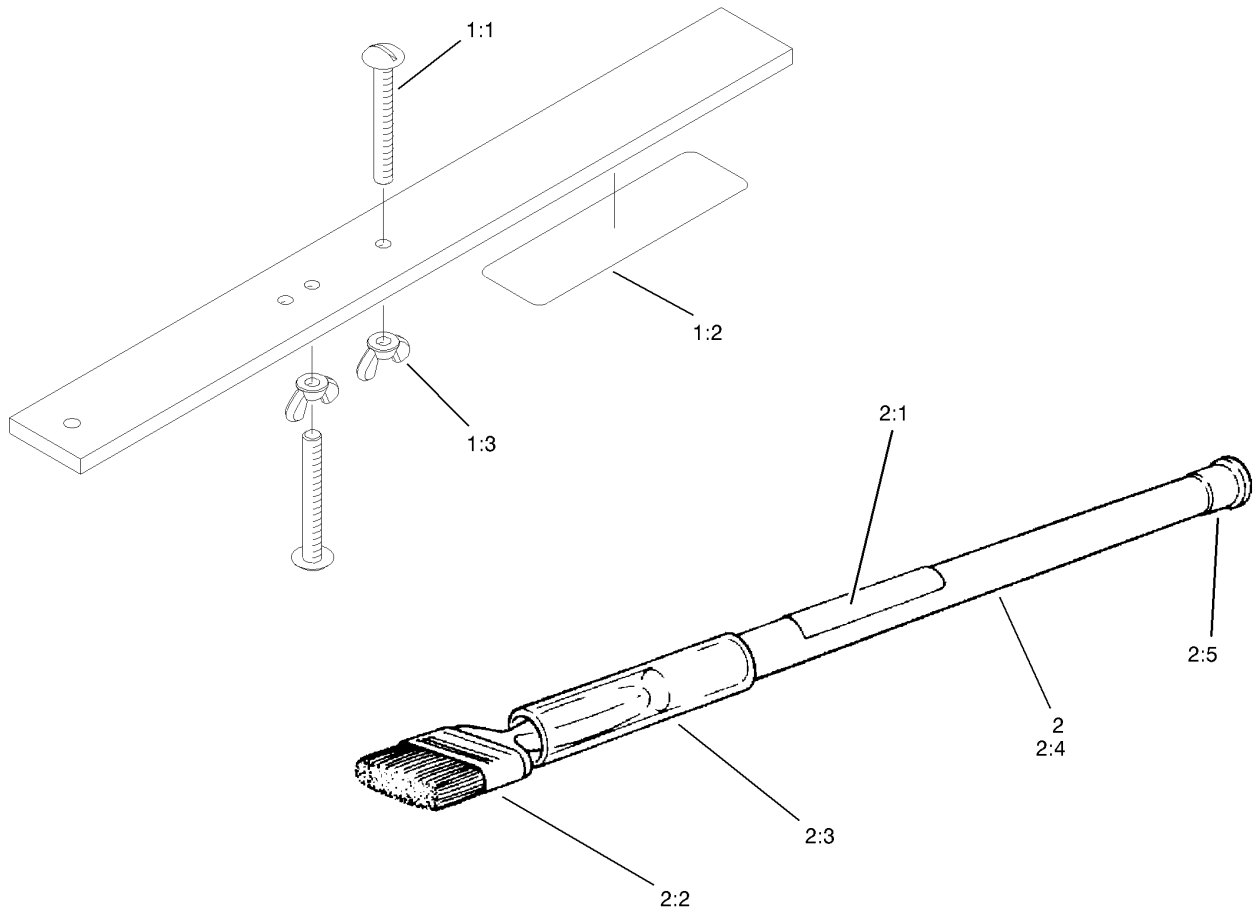
--	--	--	--



Miscellaneous Engine Parts

Ref	Part No.	Qty.	Description
10	99-8954	1	Manual-Kubota
20	99-8343	1	Gasket-Muffler
30	104-5167	1	Filter-Oil
40	107-0122	1	Pump-Fuel, Electric

Ref	Part No.	Qty.	Description



Gauge Bar and Backlapping Brush Assembly

Ref	Part No.	Qty.	Description				
1	98-1852	1	Gauge Bar ASM				
1:1	32122-54	2	Screw-Head, Truss				
1:2	98-7976	1	Decal-Bar, Gauge				
1:3	32103-3	2	Nut-Wing				
2	29-9100	1	Brush And Handle ASM				
2:1	12-9140	1	Decal				
2:2	36-4310	1	Brush				
2:3	29-9090	1	Hose-Handle				
2:4	29-9080	1	Handle				
2:5	2410-18	1	Cap-Plastic				

Attachments and Accessories

For 03808 - Reelmaster 6700-D 4-Wheel Drive

Product Name	Model/Part
TurfDefender Electronic Leak Detector Kit	03521
Left Hand Groomer Kit	03810
Right Hand Groomer Kit	03811
5-Blade Reel Mower	03860
7-Blade Reel Mower	03861
11-Blade Reel Mower	03862
Dethatcher Kit	03871
Wheel Weight Kit	104-1478
Muffler-Spark Arrestor	104-5201
Back Biased Switch-Lift	105-3367
Grass Basket ASM	107-9518
Wihle Scraper ASM	108-0605-03
Roll-Over Protection System ASM (2 Post)	108-4446
Gauge Bar ASM	108-6715
Grass Basket Kit (with Groomers only)	108-6743
Brush And Handle Kit	29-9100
Arm Rest Kit	30707
Diagnostic Display Box	85-4750

NOTES

NOTES

