



Groundsmaster® 4000-D

Model No. 30410 - 260000501 and up.

Parts Catalog

Ordering Replacement Parts

To order replacement parts, please supply the part number, the quantity, and the description of each part desired.

Understanding Reference Numbers

Each identified part in an illustration has a reference number. The reference number for a part also appears in the parts list, along with other information about the part.

This catalog uses two special reference number formats, one to indicate parts in a service assembly and another to indicate the quantity of a given part in an illustration.

Service Assembly Reference Numbers

Parts in service assemblies have reference numbers in the form a:b. The a represents the reference number of the entire service assembly and the b represents a sequential number unique to each part within the service assembly.

For example, a wheel assembly might be identified by reference number 6, the tire by 6:1, the valve by 6:2, and the wheel by 6:3. When you order the assembly identified by reference number 6, you receive all parts identified by reference numbers 6:1, 6:2, and 6:3. However, you may also order any part individually. Reference numbers of this type appear in illustrations and in part lists.

Reference Numbers Indicating Quantity

In an illustration, if a reference number indicates more than one part, the reference number has the form nX y. The n represents the quantity of the part, the X is the multiplication symbol, and the y represents the reference number.

For example, in an illustration, the reference number 2X 37 means that two of the parts identified by reference number 37 are indicated.

Contents

Description	Page	Description	Page
Frame, Rear Axle Mount and Bumper Assembly	4	Radiator, Oil Cooler and Support Assembly	51
Four Wheel Drive Manifold Assembly No. 100-3054	5	Engine Mount and Fuel Line Assembly	53
Bevel Pinion Shaft Assembly Rear Axle Assembly No. 110-4750	6	Fan Drive and Flywheel Assembly	54
Differential Assembly Rear Axle Assembly No. 110-4750	7	Hydraulic Reservoir and Filter Assembly	56
Axle Support Assembly Rear Axle Assembly No. 110-4750	8	Filter Manifold Assembly No. 100-5558	57
Bevel Gear Case Assembly Rear Axle Assembly No. 110-4750	9	Pump Installation and Filter Assembly	58
Bevel Gear Shaft Assembly Rear Axle Assembly No. 110-4750	10	Pump Assembly	60
Axle Case Assembly Rear Axle Assembly No. 110-4750	11	Gear Pump Assembly No. 108-1548	61
Axle Assembly Rear Axle Assembly No. 110-4750	12	Piston Pump Assembly No. 108-1547	62
4-Wheel Drive Rear Axle and Tire Assembly	13	Control Assembly No. 108-1503	64
Piston Motor Assembly No. 104-0764	14	Traction Manifold Assembly No. 105-4516	65
Steering Cylinder Assembly No. 105-0775	15	Traction Hydraulic Plumbing Assembly	66
Planetary, Brake and Tire Assembly	16	Power-Take-Off Hydraulic Plumbing Assembly	67
Planetary Assembly No. 105-4588-03	18	Lift Arm Hydraulic Plumbing Assembly	68
Brake Assembly No. 100-3069-03	19	Steering Hydraulic Assembly	69
Piston Motor Assembly No. 100-3052	20	Front Deck, Idler and Skid Assembly	70
Power-Take-Off Manifold Assembly No. 106-2039	21	Double Driven Spindle Assembly No. 104-3530	72
Brake Assembly No. 100-3070-03	22	High Driven Spindle Assembly No. 104-3531	73
Power-Take-Off Manifold Assembly No. 100-3055	23	Front Deck Castor Arm and Tire Assembly	74
Power-Take-Off Manifold Assembly No. 105-4562	24	Front Deck Spindle Installation Assembly	75
Platform and Seat Base Assembly	25	Front Deck Rear Discharge Chamber and Cover Assembly	76
Steering Tower Assembly	27	Right Hand Deck, Idler and Skid Assembly	77
Steering Control Assembly No. 114-5074	29	Low Driven Spindle Assembly No. 104-3532	79
Traction Pedal and Linkage Assembly	30	Right and Left Hand Castor Arm and Tire Assembly	80
Brake Pedal and Linkage Assembly	31	Right and Left Hand Deck Spindle Installation Assembly	81
Control Console and Tool Box Assembly	32	Right Hand Deck Rear Discharge Chamber and Cover Assembly	82
Control Console Assembly	34	Left Hand Deck, Idler and Skid Assembly	83
Control Valve Assembly No. 105-4563	36	Left Hand Deck Rear Discharge Chamber and Cover Assembly	85
Valve Assembly No. 104-0788	37	Crankcase Assembly	86
Fuel Tank, Battery and Roll-Over Protection System Assembly	38	Oil Pan Assembly	87
Front Deck Lift Arm and Cylinder Assembly	39	Cylinder Head Assembly	88
Center Lift Cylinder Assembly No. 107-4304	41	Gear Case Assembly	89
Gear Motor Assembly No. 99-5489	42	Head Cover Assembly	90
Side Deck Lift Arm, Cylinder and Latch Assembly	43	Oil Filter Assembly	91
Wing Lift Cylinder Assembly No. 107-4303	44	Dipstick and Guide Assembly	92
Side Deck Lift Arm and Damper Assembly	45	Oil Pump Assembly	93
Hood and Screen Assembly	47	Main Bearing Case	94
Air Cleaner and Muffler Assembly	48	Camshaft and Idler Gear Shaft Assembly	95
Air Cleaner Assembly No. 99-5410	49	Piston and Crankshaft Assembly	96
Water and Fuel Filter Assembly No. 98-9305	50	Flywheel Assembly	97
		Fuel Camshaft and Governor Shaft Assembly	98
		Engine Stop Lever Assembly	99
		Injection Pump Assembly	100
		Injection Pump (Component Part) Assembly	101
		Governor Assembly	102
		Speed Control Plate Assembly	103
		Nozzle Holder and Glow Plug Assembly	104
		Fuel Filter and Fuel Pump	105

Contents

Description	Page	Description	Page
Alternator and Pulley Assembly 106	Water Pump Assembly 112
Alternator (Component Part) Assembly 107	Water Pipe Assembly 113
Starter Assembly 108	Fan Pulley Assembly 114
Starter (Component Part) Assembly 109	Valve and Rocker Arm Assembly 115
Oil Switch / Thermometer and Plug Assembly 110	Inlet Manifold Assembly 116
Water Flange and Thermostat Assembly 111	Exhaust Manifold Assembly 117
		Turbo Charger Assembly 118
		Oil Pipe (Turbo Charger) Assembly 119
		Oil Cooler Assembly 120
		Muffler Gasket and Glow Controller 121
		Engine Operators Manual 122
		Gasket Kit 123
		Attachments and Accessories List 124

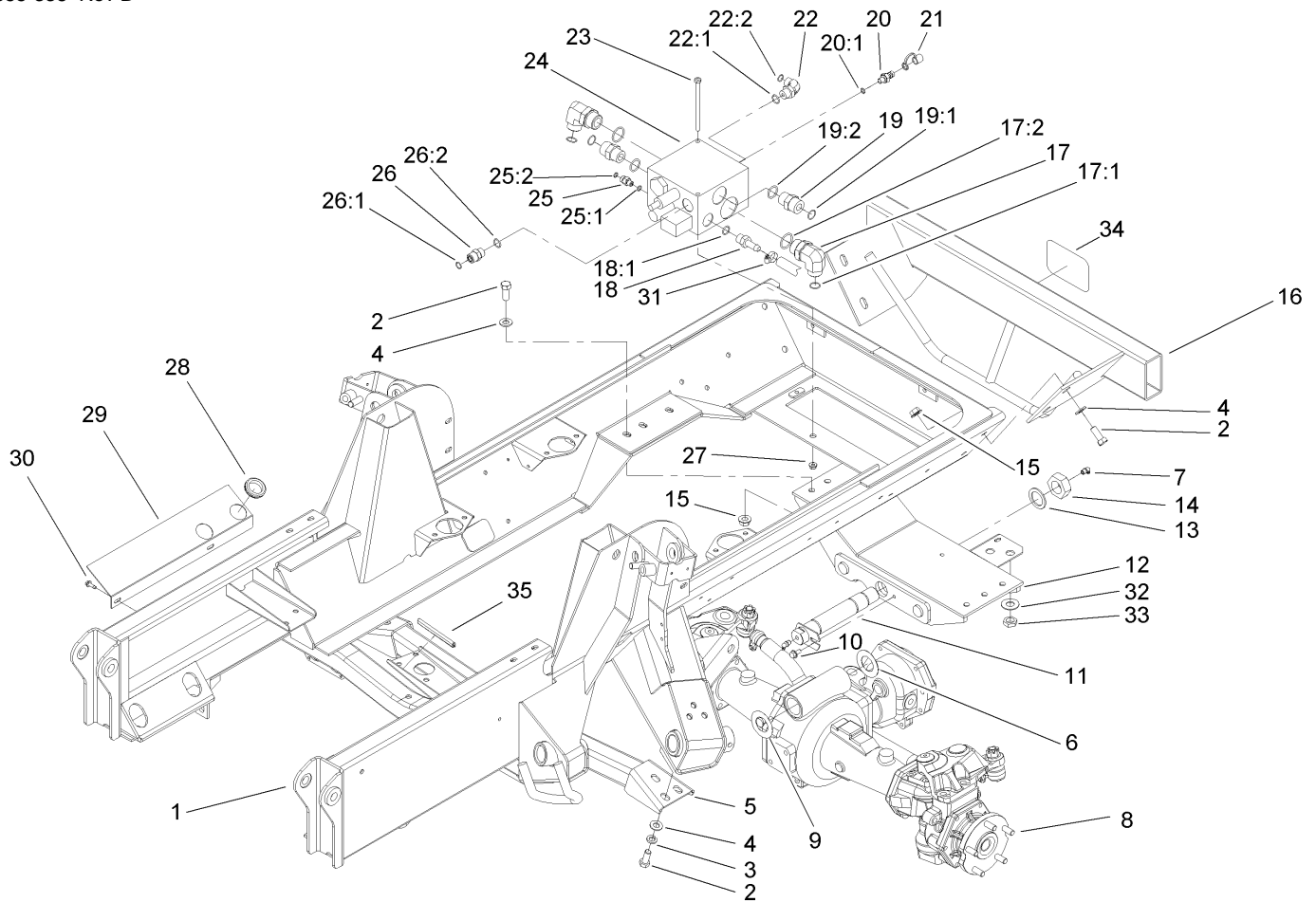
Part Description Abbreviations

Part descriptions in this catalog may include the following abbreviations.

AR. as required	HYD. hydraulic
ASM. assembly	LH. left hand
BBC. blade brake clutch	NI. nylon insert
CARR. carriage	NPTF. national pipe thread fine
DEG. degrees	PFH. phillips flat head
EXT. external	PPH. phillips pan head
FH. flat head	PPHTF. phillips pan head thread forming
GA. gauge	PRH. phillips round head
HD. heavy-duty	PTH. phillips truss head
HF. hex flange	PTO. power-take-off
HH. hex head	RH. right hand
HHF. hex head flange	ROPS. roll-over protection system
HHFTF. hex head flange thread forming	SFH. slotted fillister head
HJ. hex jam	SHH. slotted hex head
HLH. hex lag head	SHWH. slotted hex washer head
HOC. height-of-cut	SPH. slotted pan head
HSBH. hex socket button head	SQH. square head
HSFH. hex socket flat head	SRH. slotted round head
HSH. hex socket head	STD. standard
HWH. hex washer head	TAP. self tapping
HWHTF. hex washer head thread forming	TTH. torx truss head

Footnotes

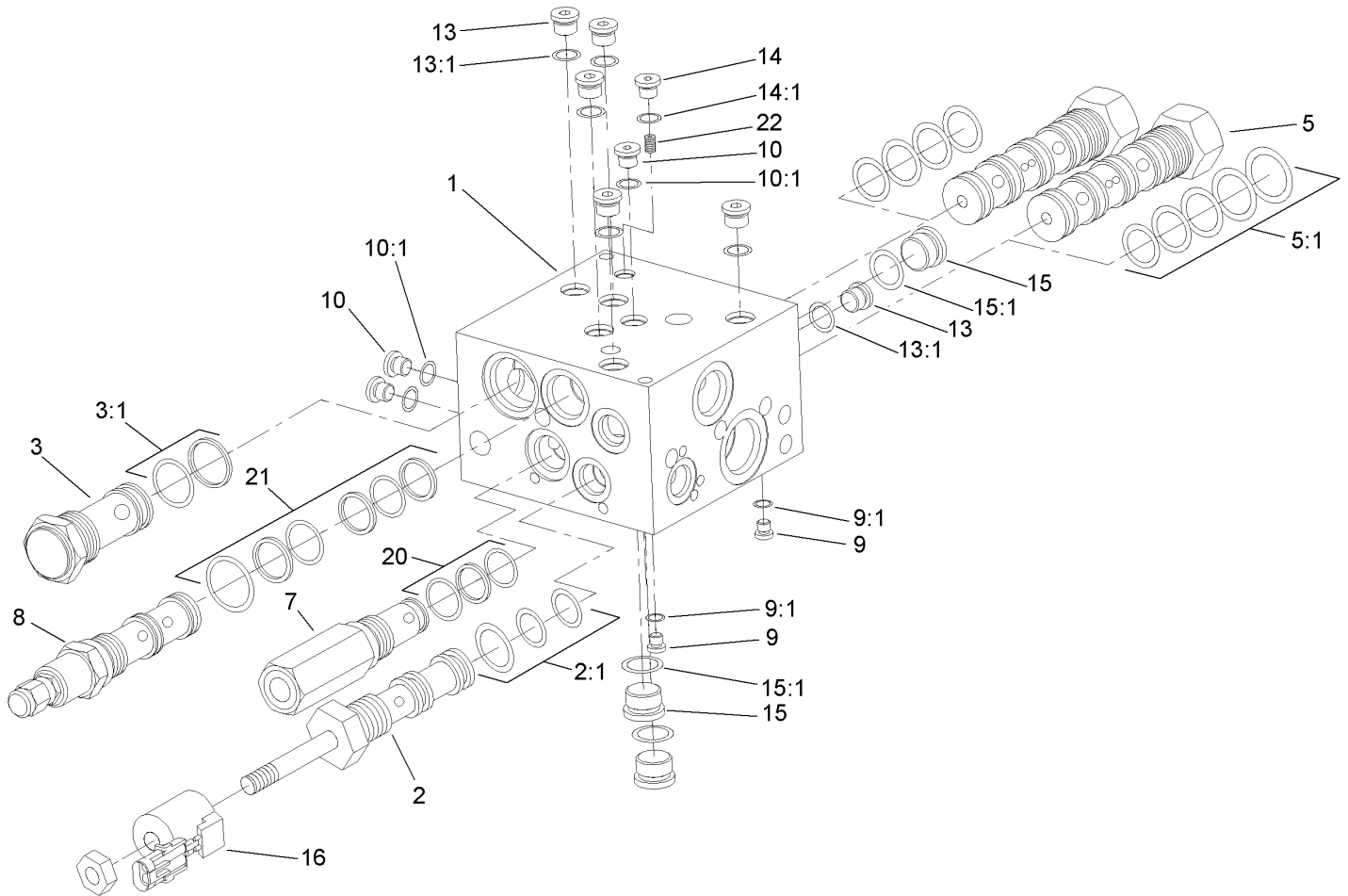
- | | |
|---|----------------------------------|
| <p>❶ Not illustrated</p> <p>❸ Used in Groundsmaster 4000 Series</p> | <p>❷ Not serviced separately</p> |
|---|----------------------------------|



Frame, Rear Axle Mount and Bumper Assembly

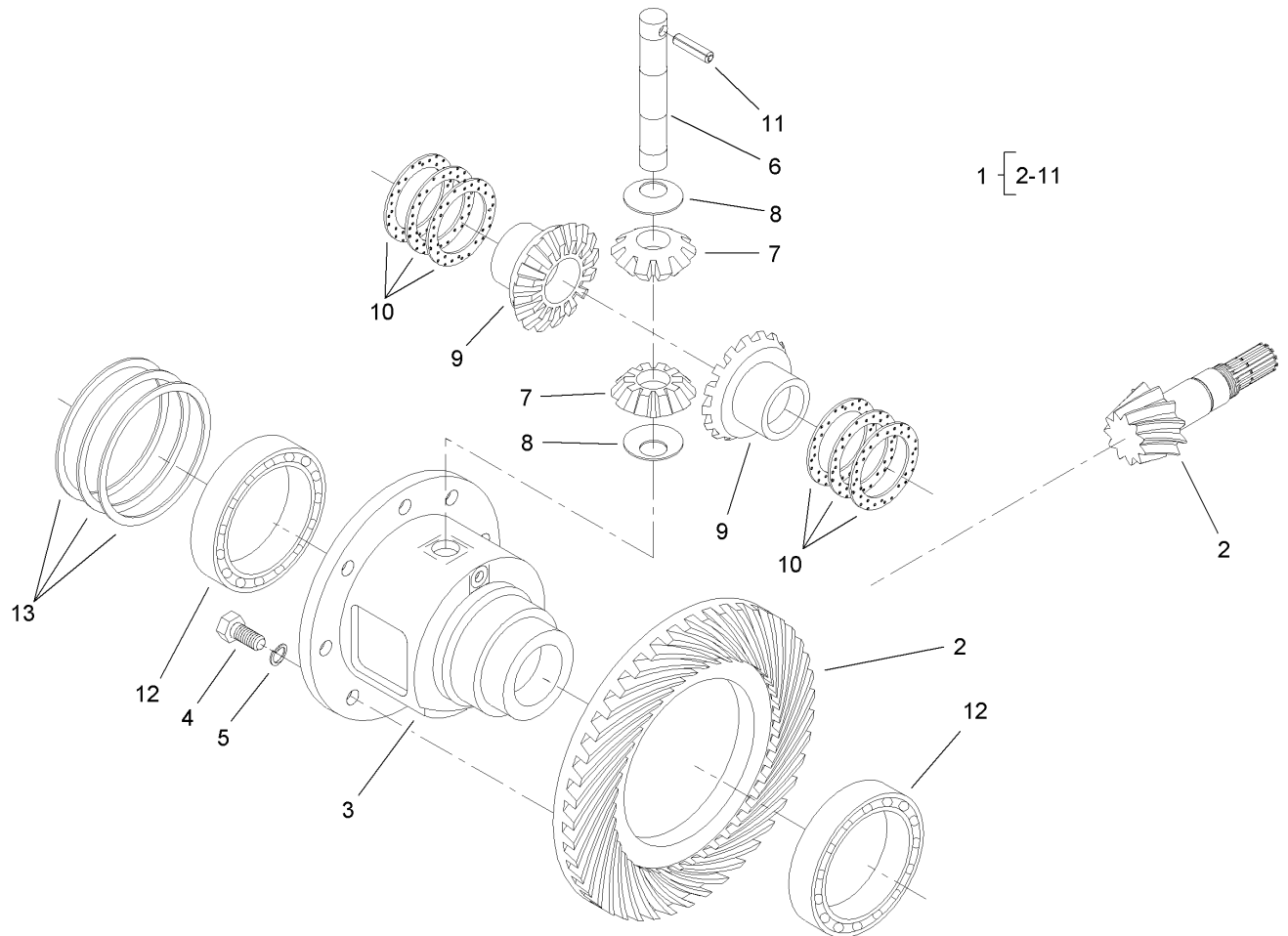
Ref	Part No.	Qty.	Description
1	99-5450-03	1	Frame ASM
2	325-6	16	Screw-HH
3	3253-7	6	Washer-Lock
4	3256-26	16	Washer-Flat
5	100-8100-03	1	Support Frame ASM
6	99-8432	2	Washer-Thrust
7	302-33	2	Fitting-Grease
8	110-4750	1	Drive Axle ASM
9	99-8431	2	Washer-Thrust
10	32144-14	1	Screw-HWHTF
11	98-7077	1	Pin-Axle, Rear
12	107-0230-03	1	Rear Mount ASM
13	92-1765	1	Washer-Thrust
14	3296-68	1	Nut-Lock, NI
15	32128-23	10	Nut-HF
16	104-7505-03	1	Bumper ASM
17	340-15	2	Fitting-HYD, 90 DEG
17:1	237-58	1	O-Ring
17:2	237-146	1	O-Ring
18	354-121	1	Fitting-Straight
18:1	237-79	1	O-Ring
19	340-9	2	Fitting-HYD, Straight
19:1	237-58	1	O-Ring
19:2	237-81	1	O-Ring

Ref	Part No.	Qty.	Description
20	354-77	1	Fitting-Quick
20:1	237-78	1	O-Ring
21	354-79	1	Cap-Dust
22	340-98	1	Fitting-HYD, 90 DEG
22:1	237-79	1	O-Ring
22:2	237-30	1	O-Ring
23	322-29	2	Screw-HH
24	100-3054	1	Manifold ASM
25	340-92	1	Fitting-HYD, Straight
25:1	237-78	1	O-Ring
25:2	237-21	1	O-Ring
26	340-4	1	Fitting-HYD, Straight
26:1	237-30	1	O-Ring
26:2	237-79	1	O-Ring
27	104-8300	2	Nut-Flange, NI
28	240-3	2	Grommet-Rubber
29	104-3562-03	1	Shield-Splash
30	32104-95	2	Screw-HWH
31	2412-36	1	Clamp-Hose
32	69-8940	2	Washer
33	340-70	2	Nut-Lock
34	67-1300	1	Decal
35	108-8079	1	Trim



Four Wheel Drive Manifold Assembly No. 100-3054

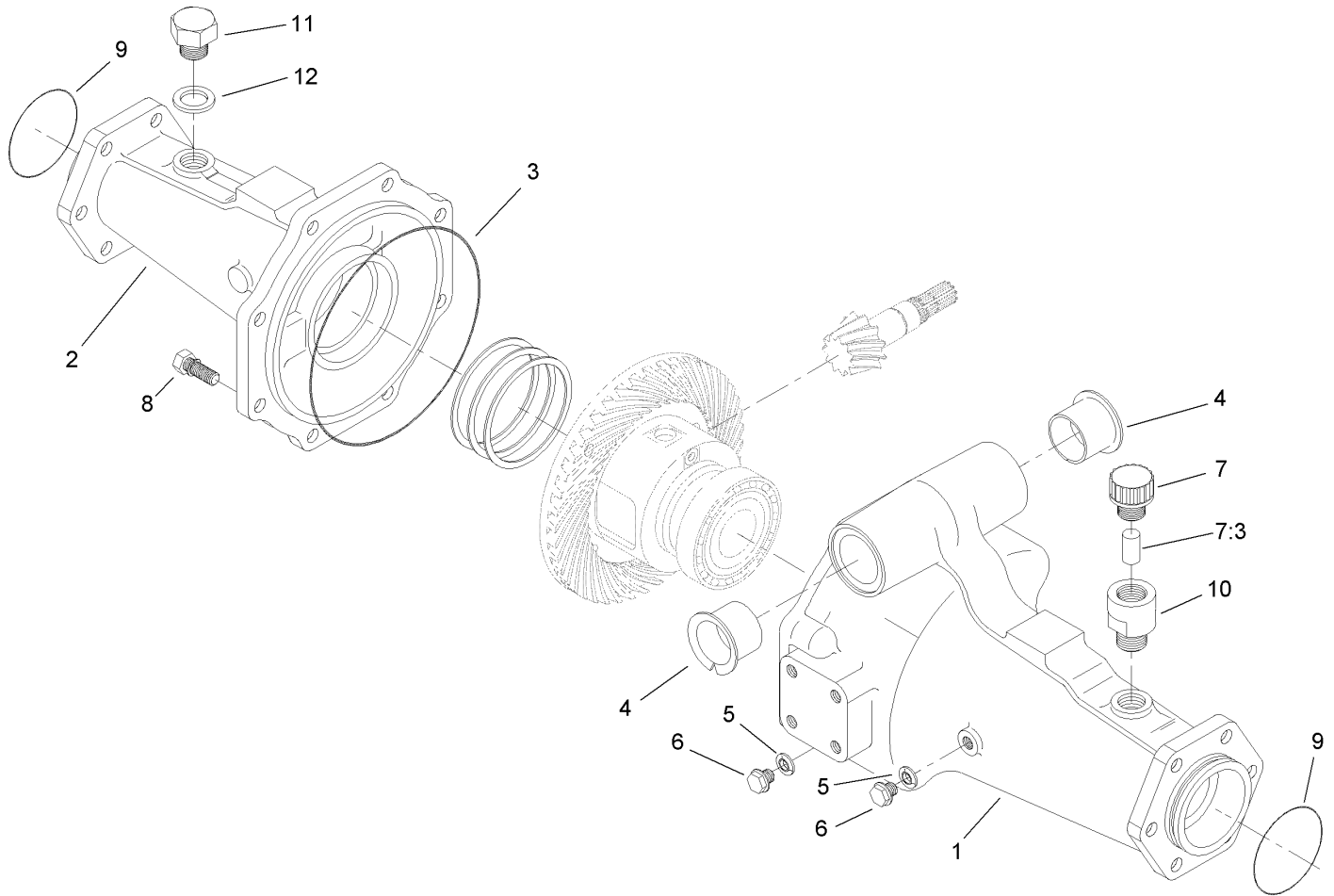
Ref	Part No.	Qty.	Description
1		1	Manifold
2	104-8603	1	Valve-Solenoid
2:1	99-5505	1	Seal Kit
3	104-8604	1	Valve-Check
3:1	99-5506	1	Seal Kit
5	104-8605	2	Valve-Control
5:1	99-5507	1	Seal Kit
7	99-5508	1	Valve-Relief
8	99-5509	1	Valve-Reducing
9	353-991	2	Plug-Hex, Hollow
9:1	237-156	1	O-Ring
10	354-137	3	Plug
10:1	237-86	1	O-Ring
13	353-989	6	Plug-Hex, Hollow
13:1	237-42	1	O-Ring
14	353-990	1	Plug
14:1	237-78	1	O-Ring
15	354-70	3	Plug-Hex, Hollow
15:1	237-80	1	O-Ring
16	110-3251	1	Coil-Solenoid
20	99-5503	1	Seal Kit
21	104-4266	1	Seal Kit
22	106-6766	1	Plug-Orifice



Differential Assembly Rear Axle Assembly No. 110-4750

Ref	Part No.	Qty.	Description
1	95-7503	1	Differential ASM
2	100-2555	1	Ring And Pinion Matched Set
3	95-7502	1	Case-Differential
4	99-7576	8	Bolt
5	3253-4	8	Washer-Lock
6	99-7578	1	Shaft-Differential
7	99-7579	2	Pinion-Differential
8	99-7580	2	Washer-Differential
9	99-7581	2	Gear-Differential
10	99-7582	2	Washer-Differential
10	99-7583	2	Washer-Differential
10	99-7584	2	Washer-Differential
11	99-7588	1	Pin-Spring
12	99-7562	2	Bearing-Ball
13	99-7585	2	Shim 0.1
13	99-7586	2	Shim 0.2
13	99-7587	2	Shim 0.4

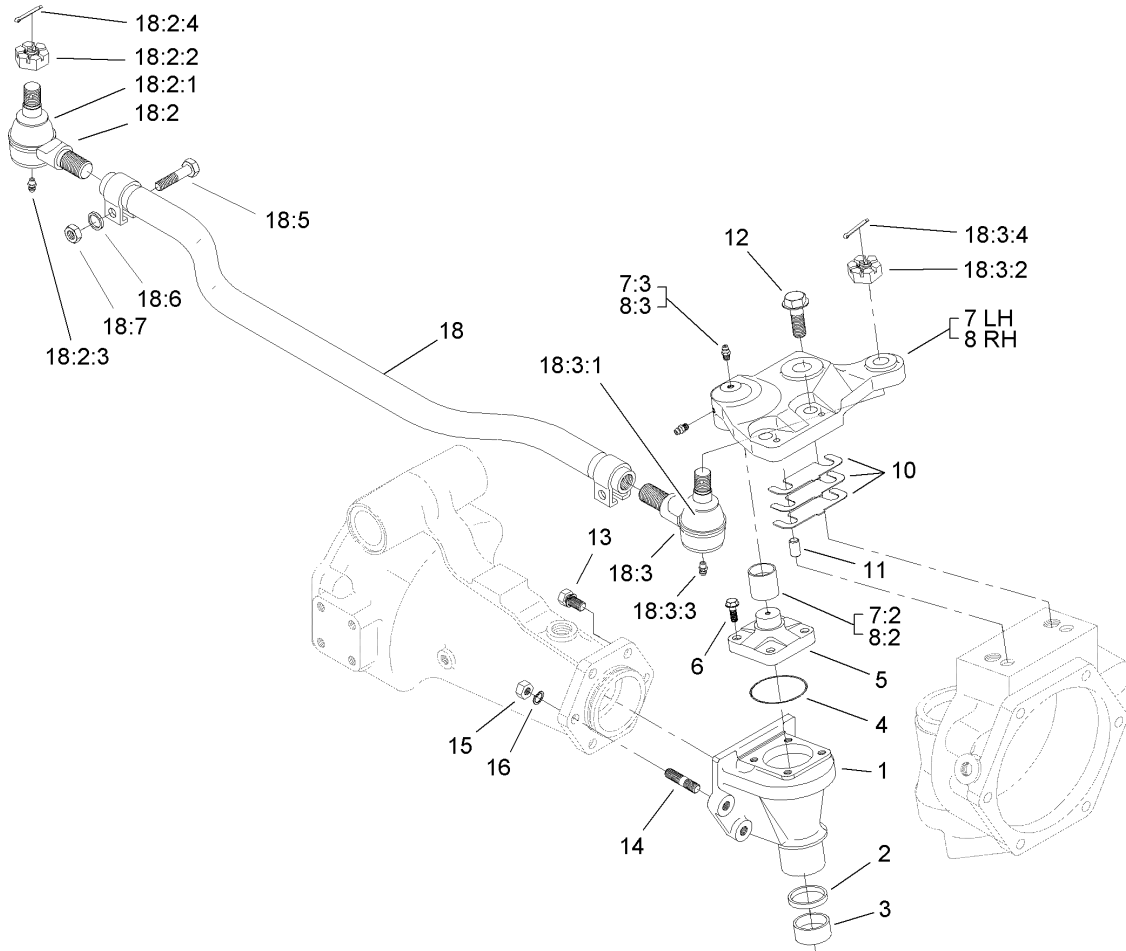
Ref	Part No.	Qty.	Description



Axle Support Assembly Rear Axle Assembly No. 110-4750

Ref	Part No.	Qty.	Description
1	95-7508	1	Support-Axle
2	95-7506	1	Support-Axle
3	106-1067	1	O-Ring
4	95-7537	2	Bushing-Flanged
5	99-7590	2	Washer-Seal
6	99-7589	2	Plug
7	110-4812	1	Axle Vent ASM
7:3	110-4815	1	Insert-Filter, Foam
8	99-7592	8	Bolt
9	106-1068	2	O-Ring
10	104-2377	1	Extension-Vent
11	104-8643	1	Plug
12	104-8644	1	O-Ring

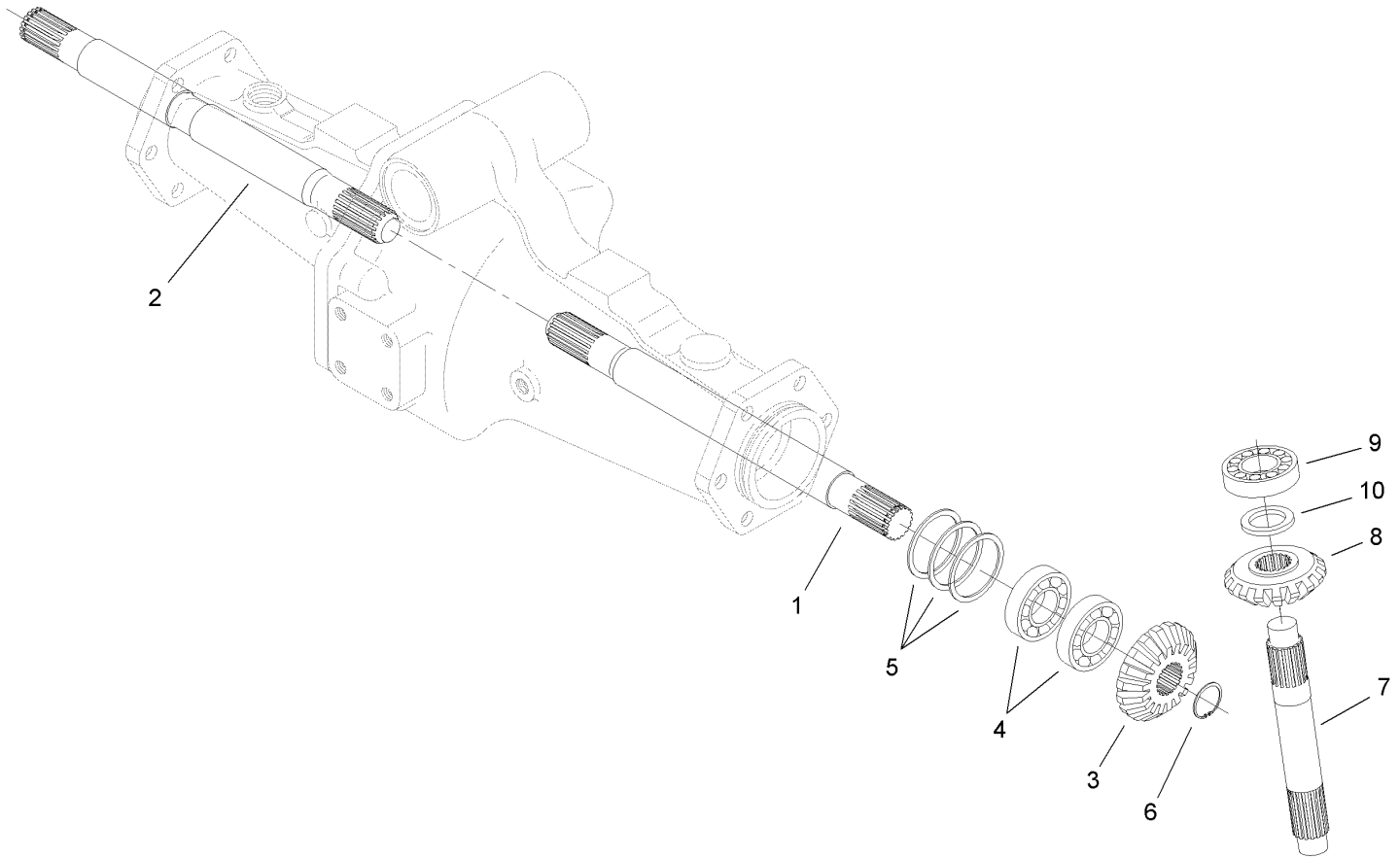
--	--	--	--



Bevel Gear Case Assembly Rear Axle Assembly No. 110-4750

Ref	Part No.	Qty.	Description
1	110-4752	2	Case-Gear, Bevel
2	110-4754	2	Seal-Oil
3	104-2378	2	Bushing
4	106-1069	2	O-Ring
5	104-2373	2	Knuckle
6	104-2374	8	Bolt
7	100-3768	1	LH Steering Arm ASM
7:2	104-8634	1	Bushing
7:3	106-1104	2	Fitting-Grease
8	100-3766	1	RH Steering Arm ASM
8:2	104-8634	1	Bushing
8:3	106-1104	2	Fitting-Grease
10	95-7547	2	Shim 0.1
10	95-7548	2	Shim 0.2
10	95-7549	2	Shim 0.3
11	99-7597	4	Pin-Dowel
12	104-2375	4	Bolt
13	99-7599	8	Bolt
14	99-7525	4	Stud
15	99-7526	4	Nut
16	99-7527	4	Washer-Spring
18	106-1111	1	Steering Tie Rod ASM
18:2	106-1113	1	Tie Rod End ASM
18:2:1	100-3853	1	Cover-Dust

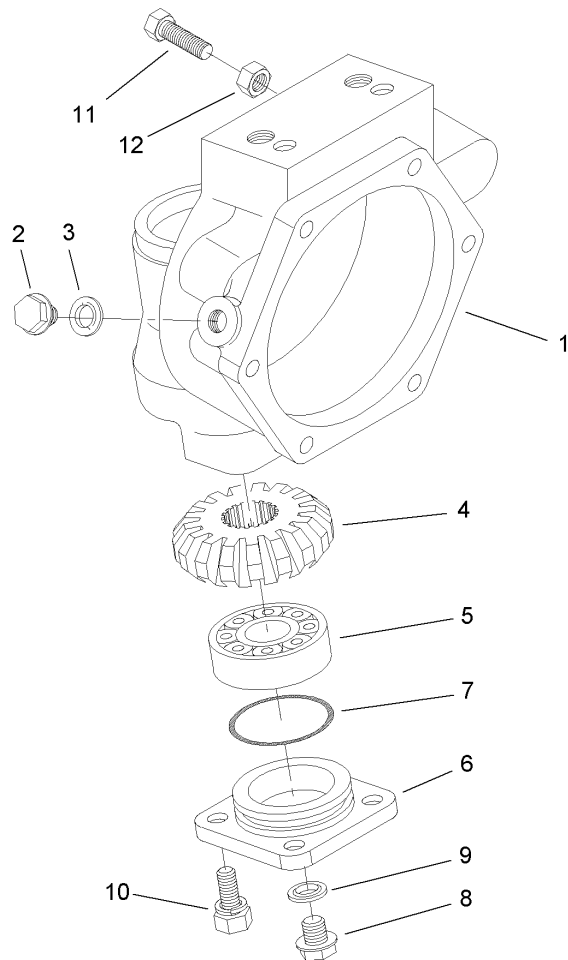
Ref	Part No.	Qty.	Description
18:2:2	100-3854	1	Nut-Castle
18:2:3	110-4755	1	Fitting-Grease
18:2:4	3272-11	1	Pin-Cotter
18:3	106-1112	1	Tie Rod End ASM - LH Thread
18:3:1	100-3853	1	Cover-Dust
18:3:2	100-3854	1	Nut-Castle
18:3:3	110-4755	1	Fitting-Grease
18:3:4	3272-11	1	Pin-Cotter
18:5	100-3855	2	Bolt
18:6	99-7527	2	Washer-Spring
18:7	99-7526	2	Nut



Bevel Gear Shaft Assembly Rear Axle Assembly No. 110-4750

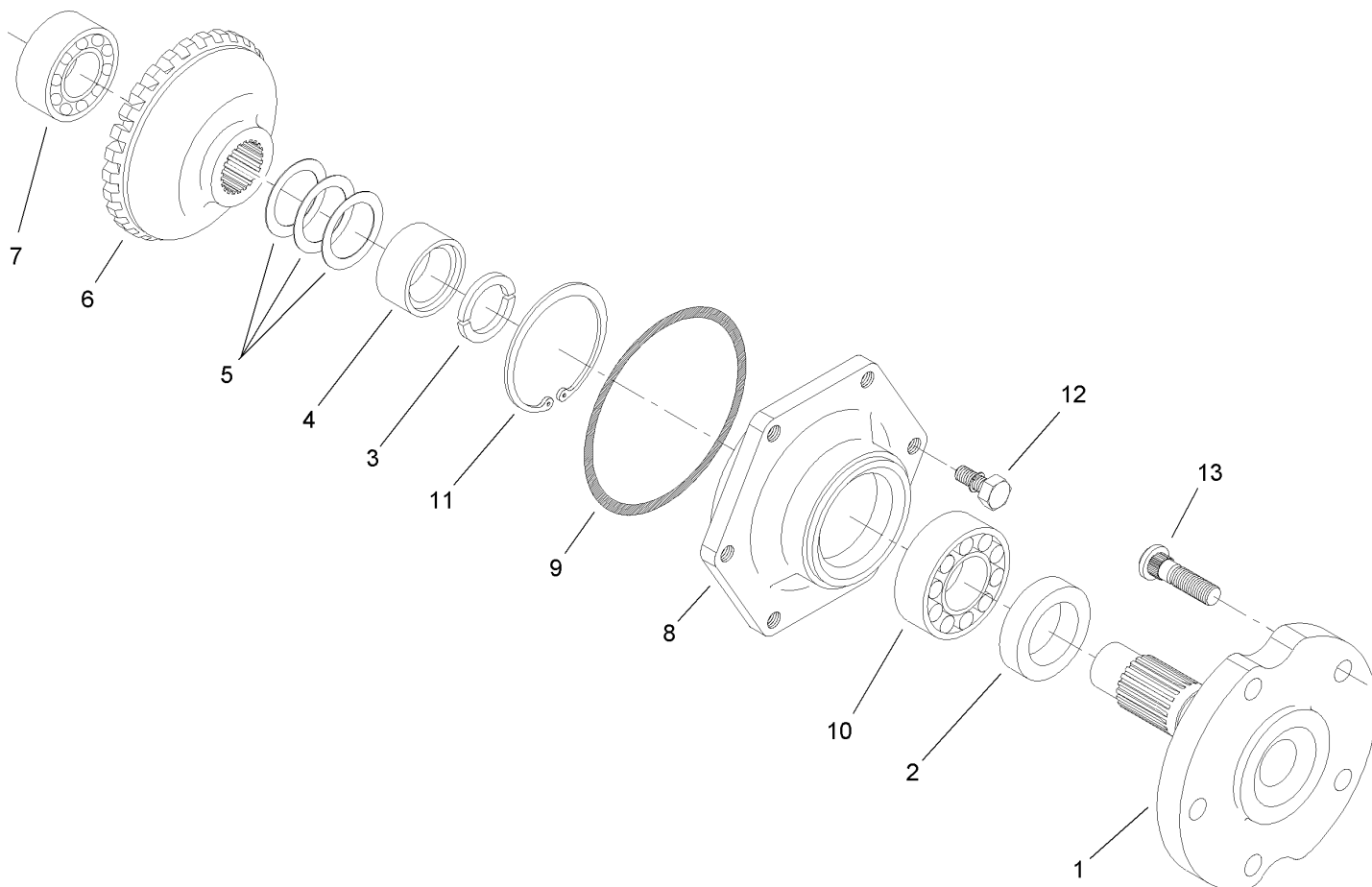
Ref	Part No.	Qty.	Description
1	95-7509	1	Shaft-Gear, Differential
2	95-7512	1	Shaft-Gear, Differential
3	95-7517	2	Gear-Bevel, 15 Tooth
4	99-7530	4	Bearing-Ball
5	99-7552	2	Shim 0.1
5	99-7553	2	Shim 0.2
5	99-7554	2	Shim 0.5
6	99-7531	2	Clip
7	110-4753	2	Shaft-Gear, Bevel
8	95-7519	2	Gear-Bevel, 17 Tooth
9	99-7532	2	Bearing-Roller, Taper
10	99-7558	2	Collar

--	--	--	--



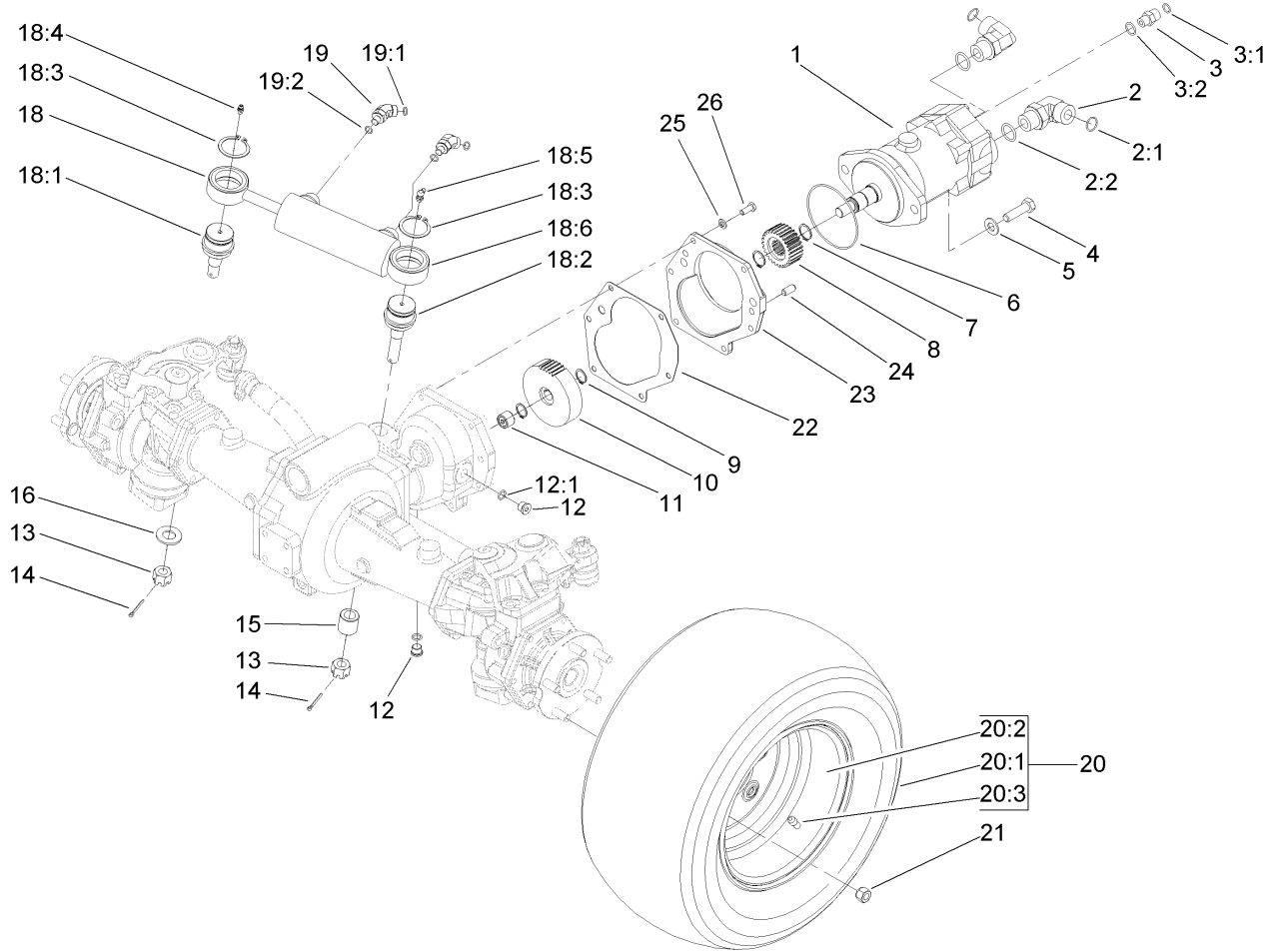
Axle Case Assembly Rear Axle Assembly No. 110-4750

Ref	Part No.	Qty.	Description				
1	110-4751	2	Case-Axle				
2	99-7535	2	Plug				
3	99-7536	2	Washer-Seal				
4	95-7527	2	Gear-Bevel, 17 Tooth				
5	99-7532	2	Bearing-Roller, Taper				
6	100-2560	2	Cover				
7	106-1070	2	O-Ring				
8	99-7589	2	Plug				
9	99-7590	2	Washer-Seal				
10	100-2562	8	Bolt				
11	106-1102	2	Bolt-Stop				
12	106-1103	2	Nut				



Axle Assembly Rear Axle Assembly No. 110-4750

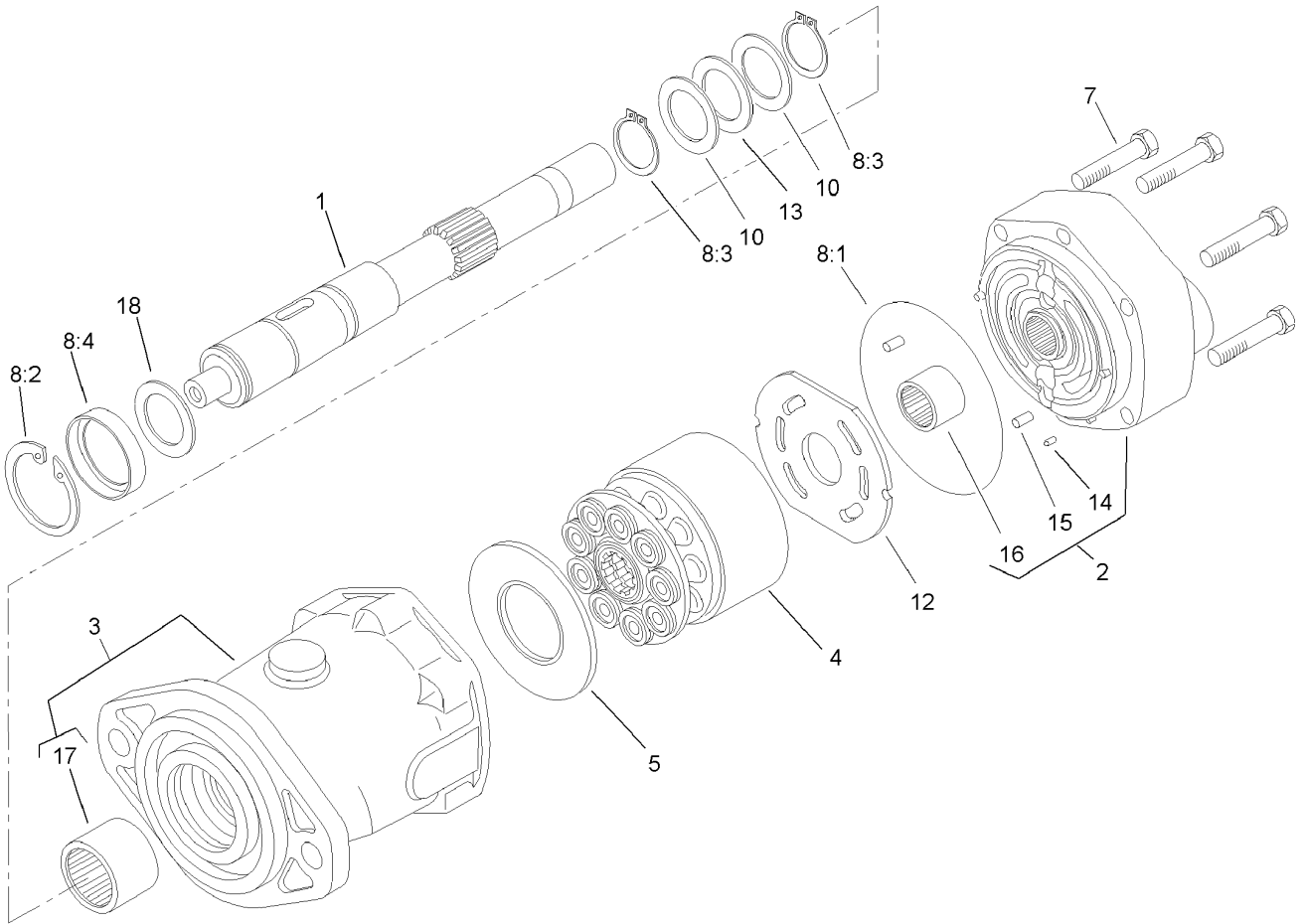
Ref	Part No.	Qty.	Description
1	95-7522	2	Axle
2	99-7564	2	Seal-Oil
3	95-7544	4	Clip
4	95-7523	2	Spacer
5	99-7555	2	Shim 0.3
5	99-7556	2	Shim 0.2
5	99-7557	2	Shim 0.5
6	95-7524	2	Gear-Bevel, 29 Tooth
7	99-7534	2	Bearing-Ball
8	95-7521	2	Cover-Axle
9	106-1071	2	O-Ring
10	99-7561	2	Bearing-Ball
11	99-7539	2	Clip
12	99-7596	12	Bolt
13	99-7563	10	Stud



4-Wheel Drive Rear Axle and Tire Assembly

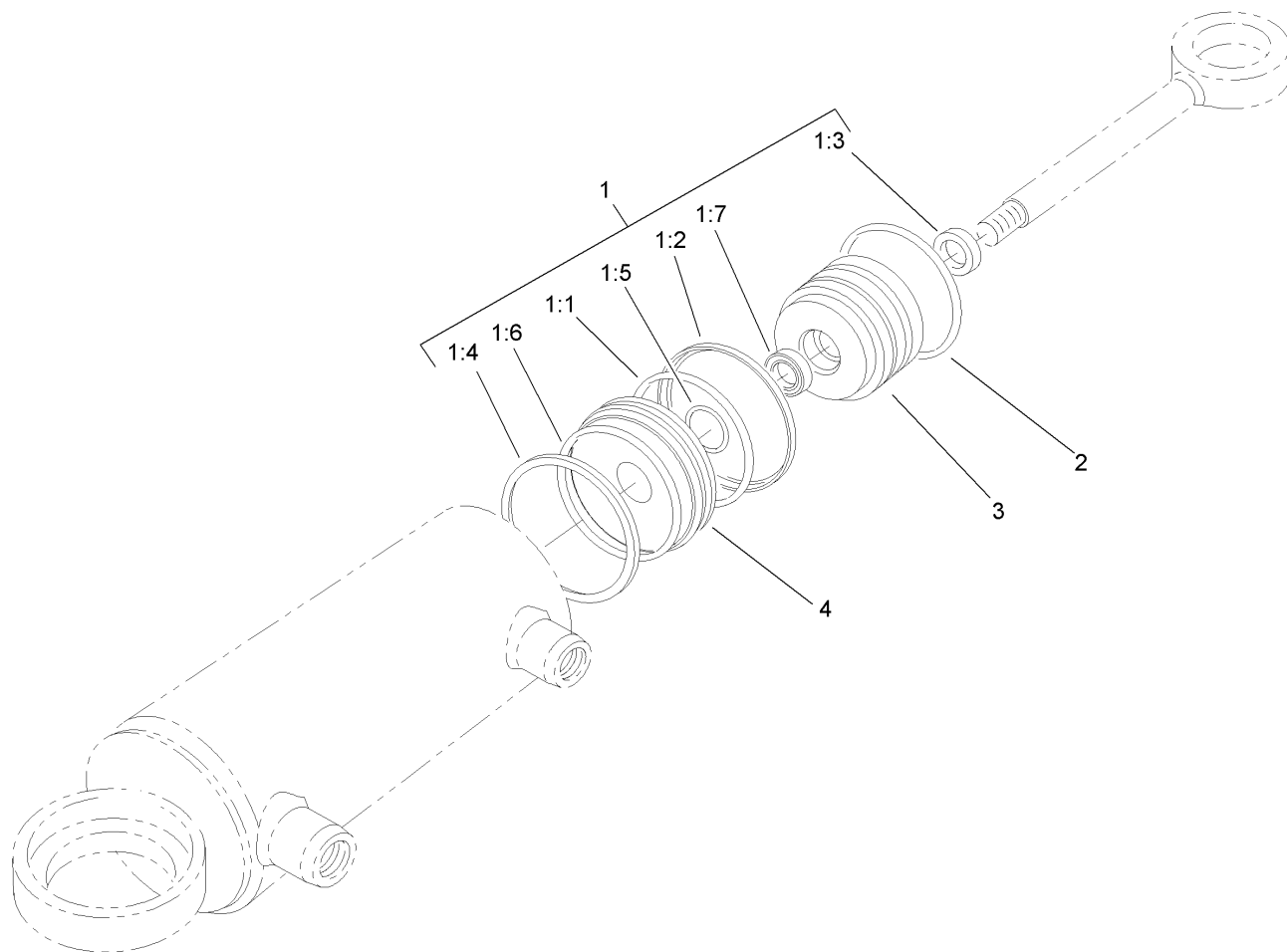
Ref	Part No.	Qty.	Description
1	104-0764	1	Motor-Piston
2	340-142	2	Fitting-HYD, 90 DEG
2:1	237-58	1	O-Ring
2:2	237-81	1	O-Ring
3	340-2	1	Fitting-HYD, Straight
3:1	237-22	1	O-Ring
3:2	237-42	1	O-Ring
4	325-7	2	Screw-HH
5	3256-26	2	Washer-Flat
6	237-166	1	O-Ring
7	32120-76	2	Ring-Snap, EXT
8	104-0755	1	Pinion-27 Tooth
9	32120-15	2	Ring-Snap, EXT
10	100-3053	1	Gear-45 Tooth
11	74-5700	1	Bearing-Needle, Roller
12	353-989	2	Plug-Hex, Hollow
12:1	237-42	1	O-Ring
13	32136-14	2	Nut-SHH
14	3272-12	2	Pin-Cotter
15	100-3796	1	Spacer-Joint, Ball
16	92-5836	1	Washer
18	105-0775	1	Steering Cylinder ASM
18:1	106-6774	1	Joint-Ball
18:2	100-3795	1	Joint-Ball

Ref	Part No.	Qty.	Description
18:3	32151-104	2	Ring-Retaining, External
18:4	302-5	1	Fitting-Grease
18:5	302-60	1	Fitting-Grease, 90 DEG
18:6	340-54	1	Cylinder-Steering
19	340-54	2	Elbow-45 DEG
19:1	237-22	1	O-Ring
19:2	237-78	1	O-Ring
20		2	Wheel And Tire ASM
20:1	94-5236	1	Tire
20:2	100-2582	1	Rim
20:3	232-27	1	Stem-Valve
21	93-5268	10	Nut-Lug
22	95-7540	1	Gasket
23	95-7541	1	Plate-Cover
24	104-2353	2	Pin-Dowel
25	3253-4	6	Washer-Lock
26	33114-020	6	Screw-HH



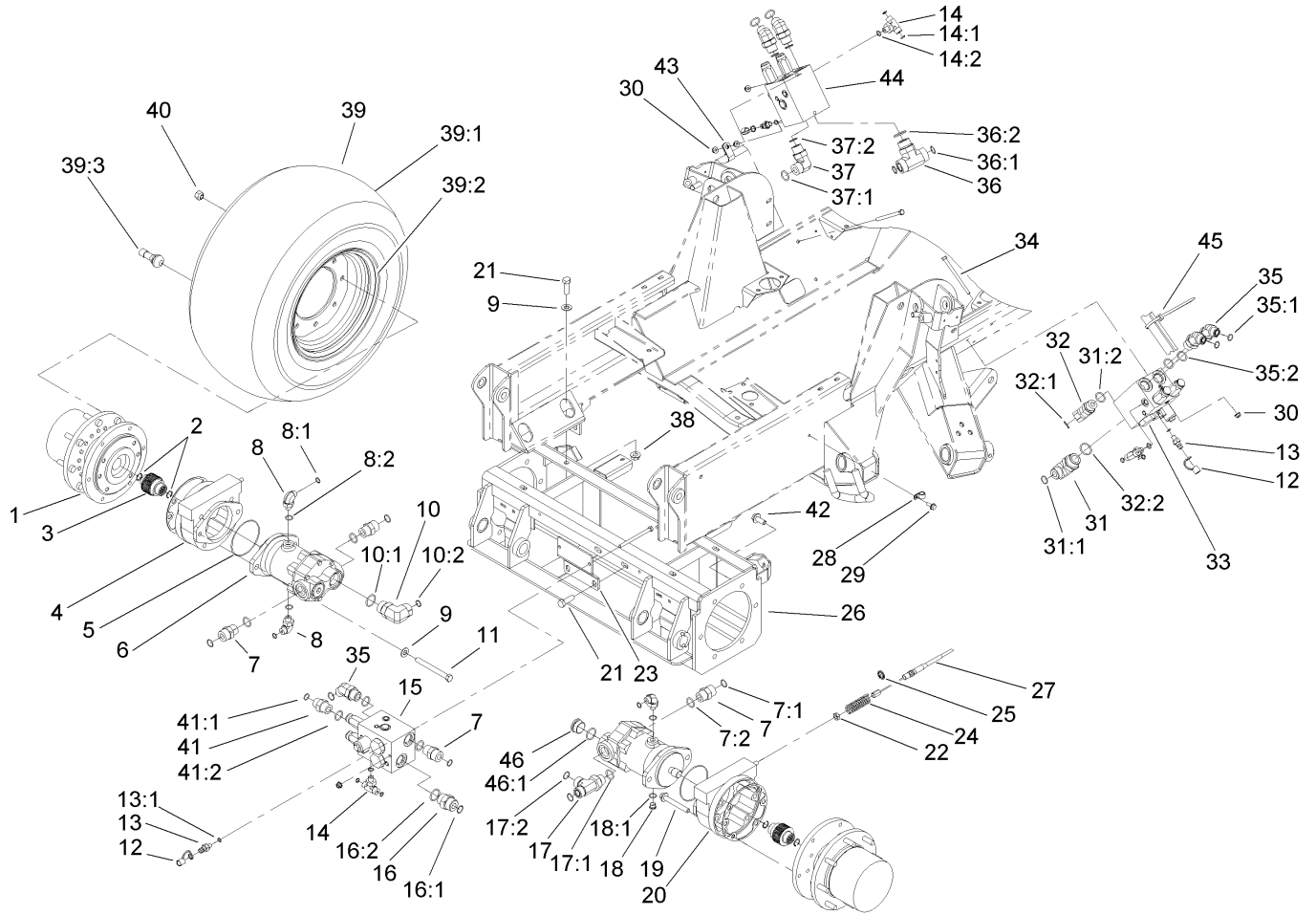
Piston Motor Assembly No. 104-0764

Ref	Part No.	Qty.	Description
1	105-2853	1	Shaft-Drive
2	105-2854	1	Backplate ASM
3	105-2855	1	Housing ASM
4	76-6910	1	Rotating Kit
5	76-6970	1	Insert-Plate, Cam
7	94-3002	6	Capscrew
8	106-6876	1	Seal Kit
8:1		1	Seal-Dust
8:2	76-7010	1	Ring-Retaining
8:3	76-7000	2	Ring-Retaining
8:4		1	Seal-Shaft
10	76-6950	2	Race-Thrust
12	94-3003	1	Plate-Valve
13	76-6960	1	Bearing-Thrust
14		3	Pin-Dowel
15		1	Pin-Dowel
16		1	Bearing-Needle
17		1	Bearing-Needle
18	60-6240	1	Washer



Steering Cylinder Assembly No. 105-0775

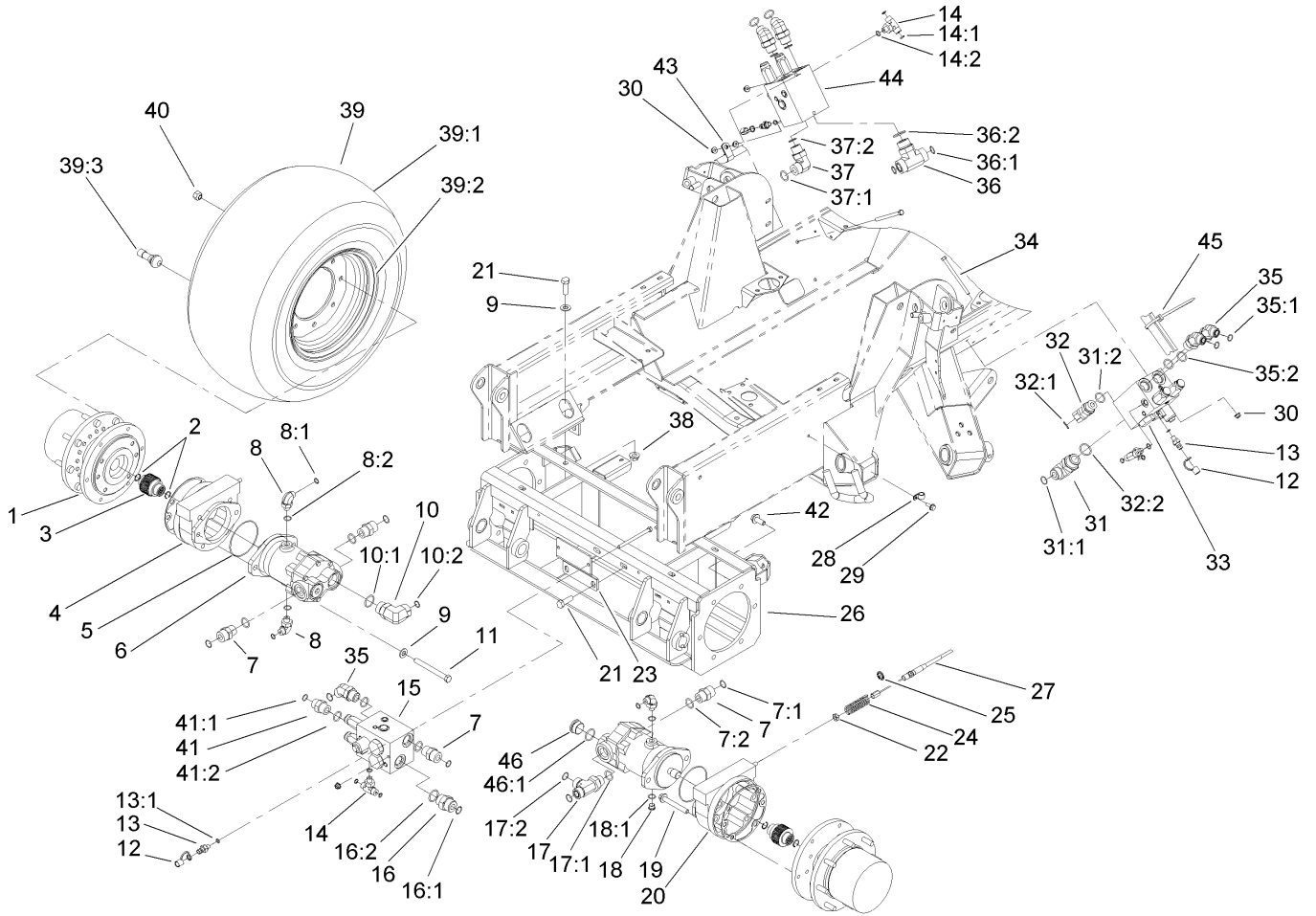
Ref	Part No.	Qty.	Description
1	107-0245	1	Seal Kit
1:1		1	O-Ring
1:2		1	Back-Up
1:3		1	Wiper
1:4		1	Seal
1:5		1	O-Ring
1:6		1	O-Ring
1:7		1	Seal
2		1	Ring-Retaining
3		1	Head
4		1	Piston



Planetary, Brake and Tire Assembly

Ref	Part No.	Qty.	Description
1	105-4588-03	2	Planetary ASM
2	93-7972	4	Ring-Retaining, Internal
3	100-3046	2	Shaft-Brake, Splined
4	100-3069-03	1	Brake ASM
5	237-166	2	O-Ring
6	100-3052	2	Piston Motor ASM
7	340-9	4	Fitting-HYD, Straight
7:1	237-58	1	O-Ring
7:2	237-81	1	O-Ring
8	340-99	3	Fitting-HYD, 90 DEG
8:1	237-30	1	O-Ring
8:2	237-42	1	O-Ring
9	3256-26	10	Washer-Flat
10	340-129	1	Fitting-HYD, 90 DEG
10:1	237-146	1	O-Ring
10:2	340-65	1	O-Ring
11	33116-120	4	Screw-HH
12	354-79	3	Cap-Dust
13	354-77	3	Fitting-Quick
13:1	237-78	1	O-Ring
14	340-94	3	Adapter
14:1	237-22	2	O-Ring
14:2	237-42	1	O-Ring
15	106-2039	1	PTO Manifold ASM

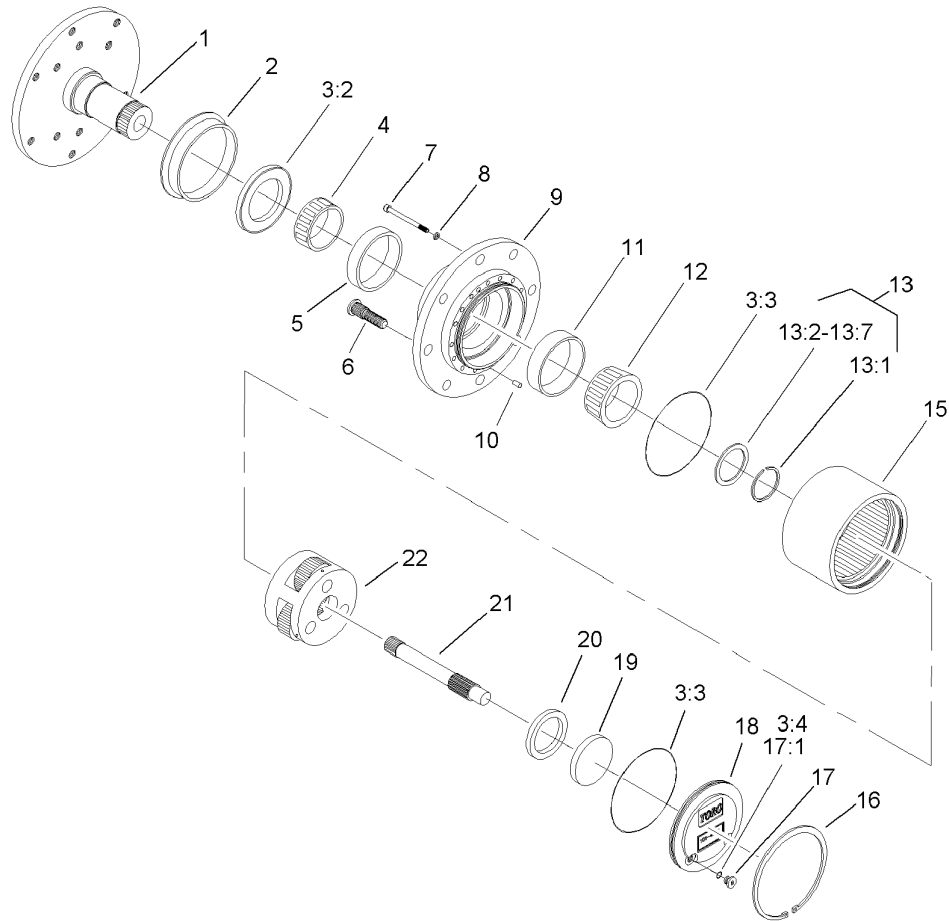
Ref	Part No.	Qty.	Description
16	340-91	1	Adapter
16:1	237-58	1	O-Ring
16:2	237-146	1	O-Ring
17	340-148	1	Fitting-Tee
17:1	237-81	1	O-Ring
17:2	237-58	2	O-Ring
18	353-989	1	Plug-Hex, Hollow
18:1	237-42	1	O-Ring
19	33106-090	8	Screw-HHF
20	100-3070-03	1	Brake ASM
21	325-6	8	Screw-HH
22	3218-4	2	Nut-Jam
23	104-0746-03	1	Bracket-Manifold
24	94-3088	2	Spring-Compression
25	94-3050	2	Plate-Spring
26	105-7491-03	1	Front Frame ASM
27	99-5501	2	Brake Cable ASM
28	2412-93	2	Clamp-R
29	32144-11	2	Screw-HWHTF
30	104-8300	7	Nut-Flange, NI
31	340-15	1	Fitting-HYD, 90 DEG
31:1	237-58	1	O-Ring
31:2	237-146	1	O-Ring
32	100-5530	1	Fitting-HYD, 45 DEG



Planetary, Brake and Tire Assembly (continued)

Ref	Part No.	Qty.	Description
32:1	237-58	1	O-Ring
32:2	237-81	1	O-Ring
33	100-3055	1	PTO Manifold ASM
34	322-38	6	Screw-HH
35	340-156	5	Fitting-HYD
35:1	237-65	1	O-Ring
35:2	237-81	1	O-Ring
36	104-7501	1	Fitting-HYD
36:1	340-65	2	O-Ring
36:2	237-146	1	O-Ring
37	340-142	1	Fitting-HYD, 90 DEG
37:1	237-58	1	O-Ring
37:2	237-81	1	O-Ring
38	32128-23	8	Nut-HF
39		2	Tire And Wheel ASM
39:1	99-5434	1	Tire
39:2	99-5432	1	Rim
39:3	232-27	1	Stem-Valve
40	242-50	16	Nut-Lug
41	340-8	1	Adapter
41:1	237-65	1	O-Ring
41:2	237-81	1	O-Ring
42	33106-030	12	Screw-HHF
43	2412-81	1	Clamp-R

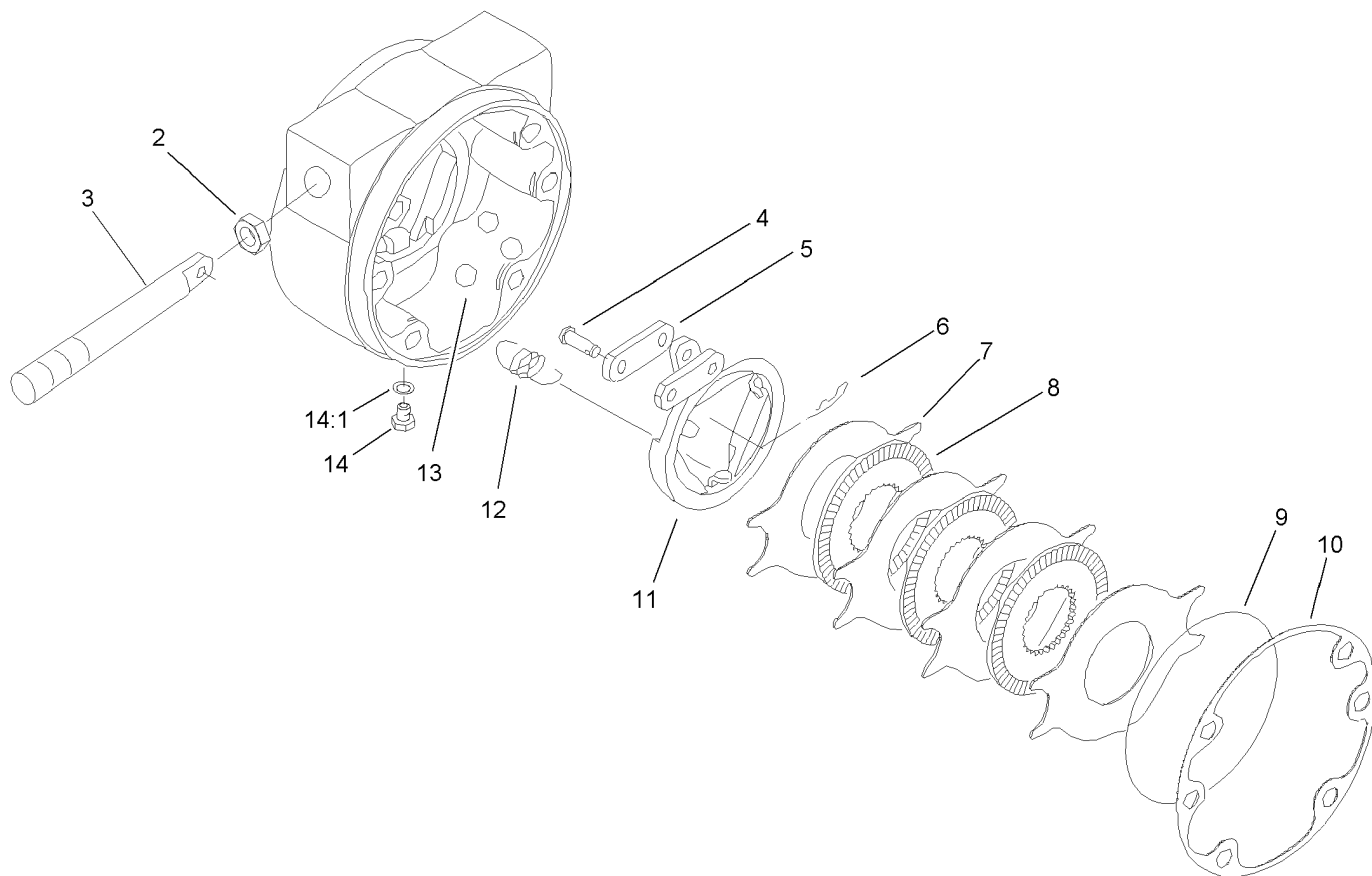
Ref	Part No.	Qty.	Description
44	105-4562	1	PTO Manifold ASM
45	3290-378	3	Tie-Cable
46	106-2030	1	Plug-Hex, Hollow
46:1	237-146	1	O-Ring



Planetary Assembly No. 105-4588-03

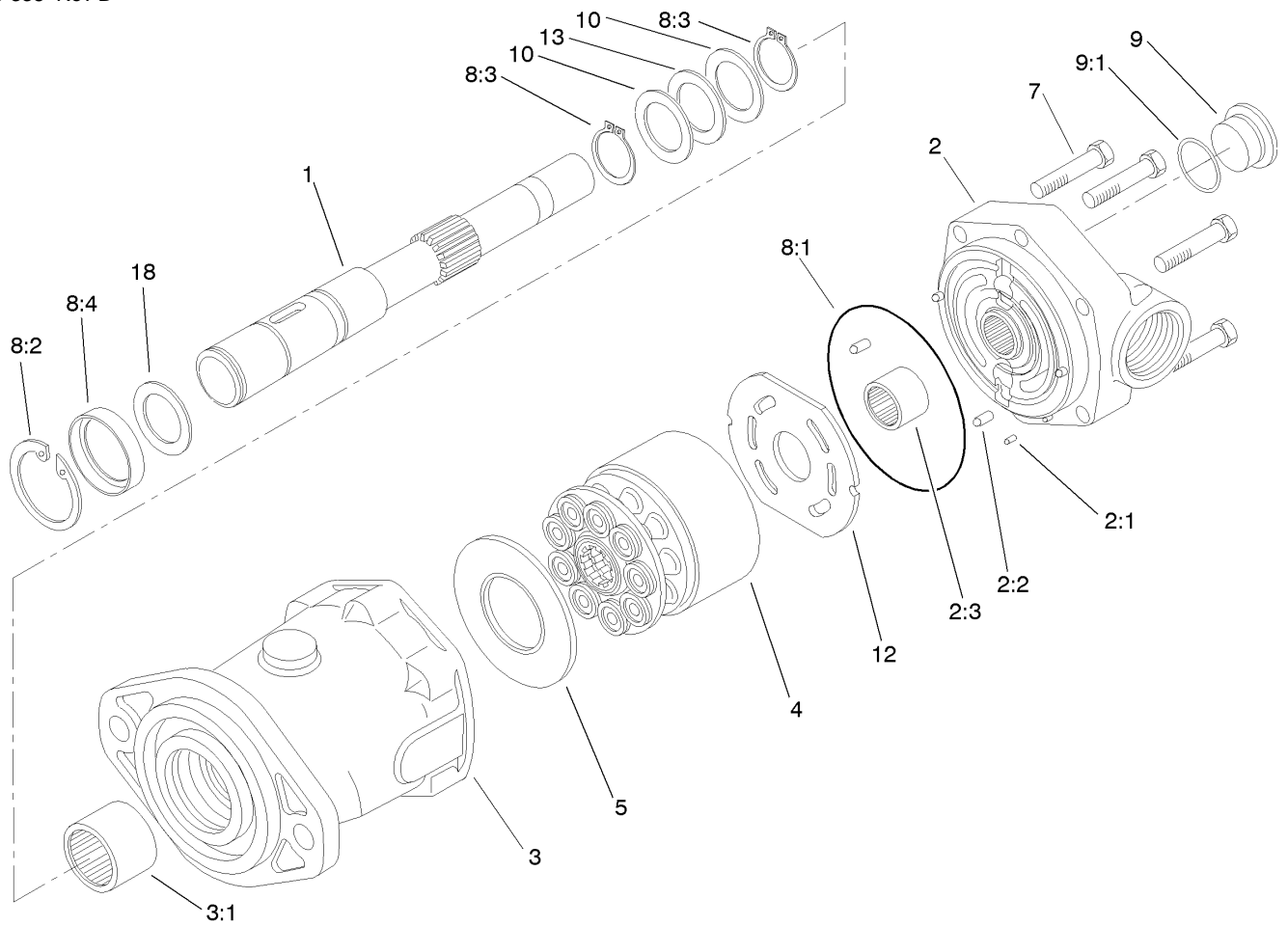
Ref	Part No.	Qty.	Description
①		1	Spindle
2	105-8122	1	Seal-Boot
3	105-8137	1	Seal Kit
②3:2		1	Seal-Oil
②3:3		2	O Ring-End Cap
3:4	237-78	2	O-Ring
4	105-8120	1	Bearing-Cone
5	105-8119	1	Bearing-Cup
6	105-8124	8	Stud-Wheel
7	105-8125	16	Bolt-Head, Socket
8	3253-18	16	Washer-Lock
②9		1	Housing
10	105-8121	2	Pin-Dowel
11	105-8117	1	Bearing-Cup
12	105-8118	1	Bearing-Cone
13	105-8136	1	Shim Kit
②13:1		1	Ring-Snap
②13:2		1	Shim-Bearing, 2.9Mm
②13:3		1	Shim-Bearing, 2.8Mm
②13:4		1	Shim-Bearing, 2.7Mm
②13:5		1	Shim-Bearing, 2.6Mm
②13:6		1	Shim-Bearing, 2.5Mm
②13:7		1	Shim-Bearing, 2.4Mm
15	105-8113	1	Gear-Ring

Ref	Part No.	Qty.	Description
16	105-8132	1	Ring-Retaining
17	353-990	2	Plug
17:1	237-78	1	O-Ring
18	105-8138	1	Cap-End
19	105-8135	1	Plug-Thrust
20	106-6864	1	Washer-Thrust
21	105-8116	1	Shaft-Drive
22	106-6865	1	Secondary Carrier ASM



Brake Assembly No. 100-3069-03

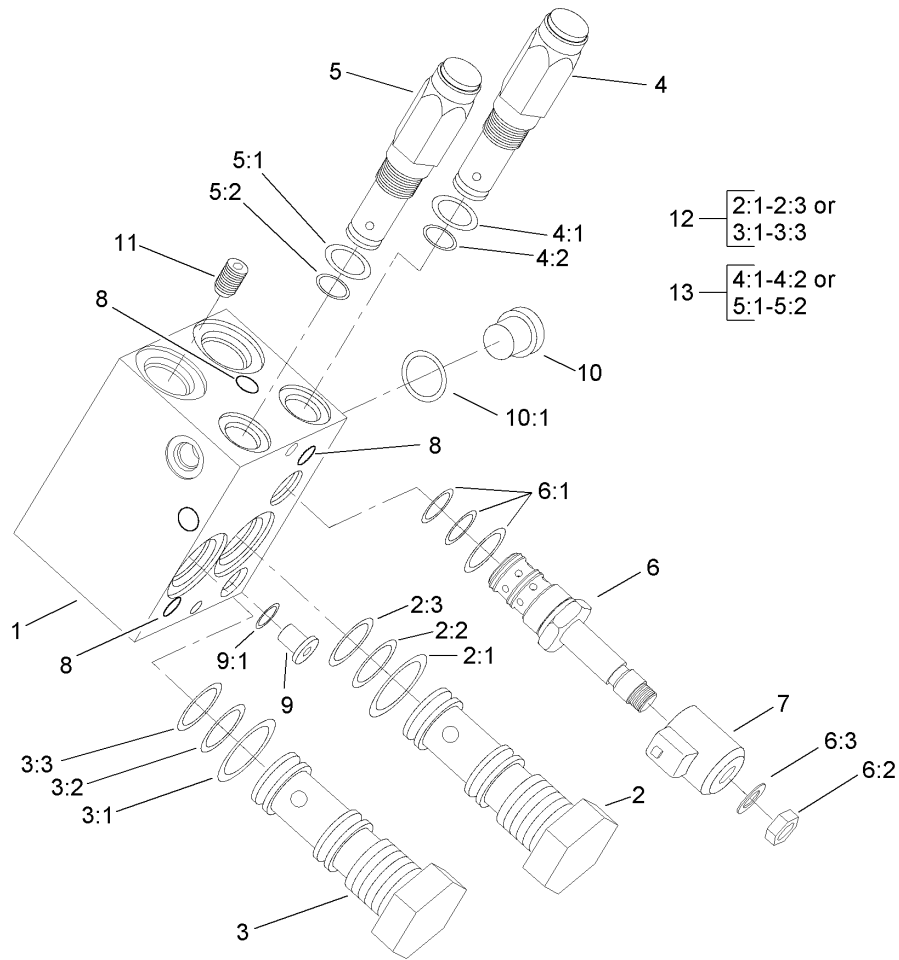
Ref	Part No.	Qty.	Description
2	93-7977	1	Seal
3	93-7978	1	Rod-Pull
4	93-7983	2	Pin-Clevis
5	93-7980	2	Link
6	93-7979	2	Pin-Hitch
7	93-7986	4	Disc-Stationary
8	104-4278	3	Disc-Rotating
9	93-7976	1	Ring-Retaining
10	93-7984	1	Gasket
11	104-4280	1	Actuator-Rotating
12	93-7987	3	Spring-Extension
13	93-7985	3	Ball
14	353-990	2	Plug
14:1	237-78	1	O-Ring



Piston Motor Assembly No. 100-3052

Ref	Part No.	Qty.	Description
1	94-3004	1	Shaft-Drive, Splined
2	105-2851	1	Backplate ASM
2:1		3	Pin-Dowel
2:2		1	Pin-Dowel
2:3		1	Bearing-Needle
3	105-2852	1	Housing ASM
3:1		1	Bearing-Needle
4	76-6910	1	Rotating Kit
5	76-6970	1	Insert-Plate, Cam
7	94-3002	6	Capscrew
8	106-6876	1	Seal Kit
8:1		1	Seal-Dust
8:2	76-7010	1	Ring-Retaining
8:3	76-7000	2	Ring-Retaining
8:4		1	Seal-Shaft
9	106-2030	1	Plug-Hex, Hollow
9:1	237-146	1	O-Ring
10	60-6160	2	Race
12	94-3003	1	Plate-Valve
13	76-6960	1	Bearing-Thrust
18	60-6240	1	Washer

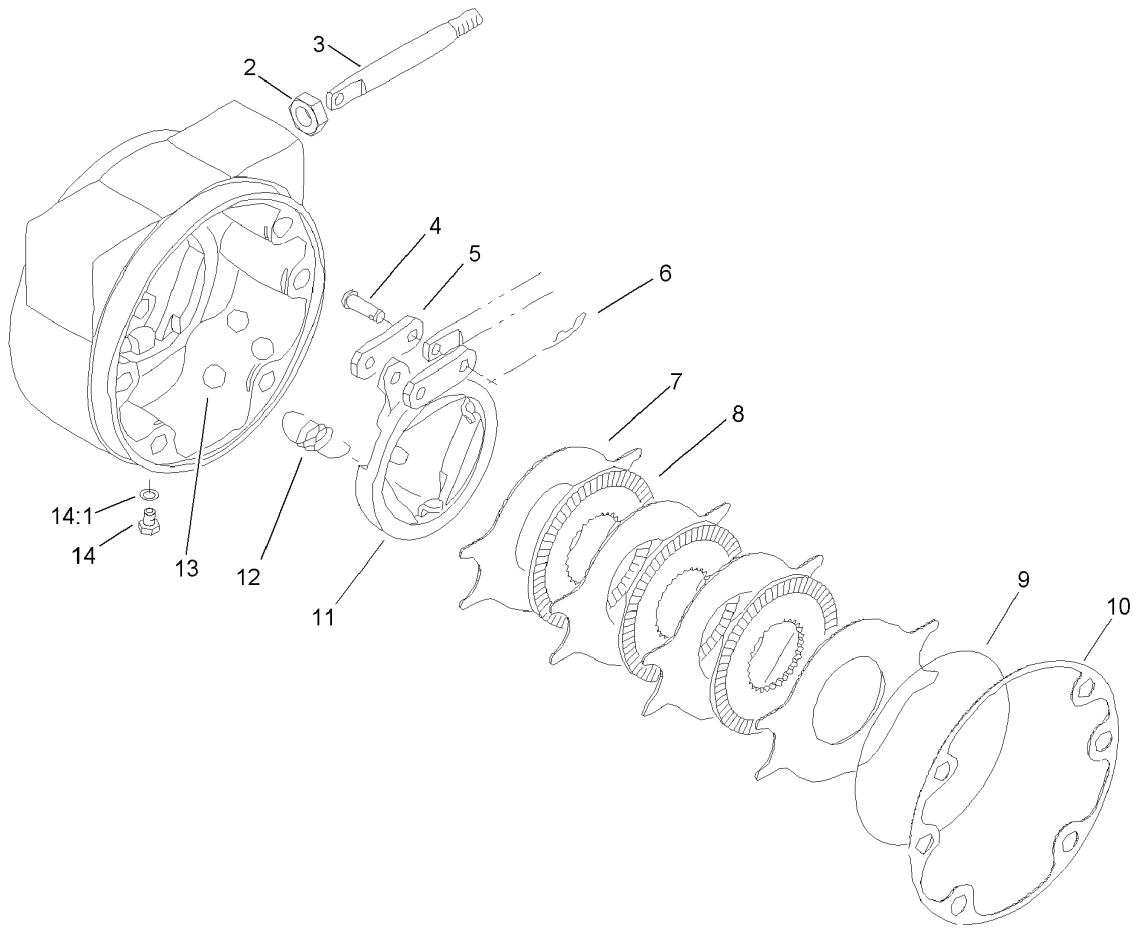
--	--	--	--



Power-Take-Off Manifold Assembly No. 106-2039

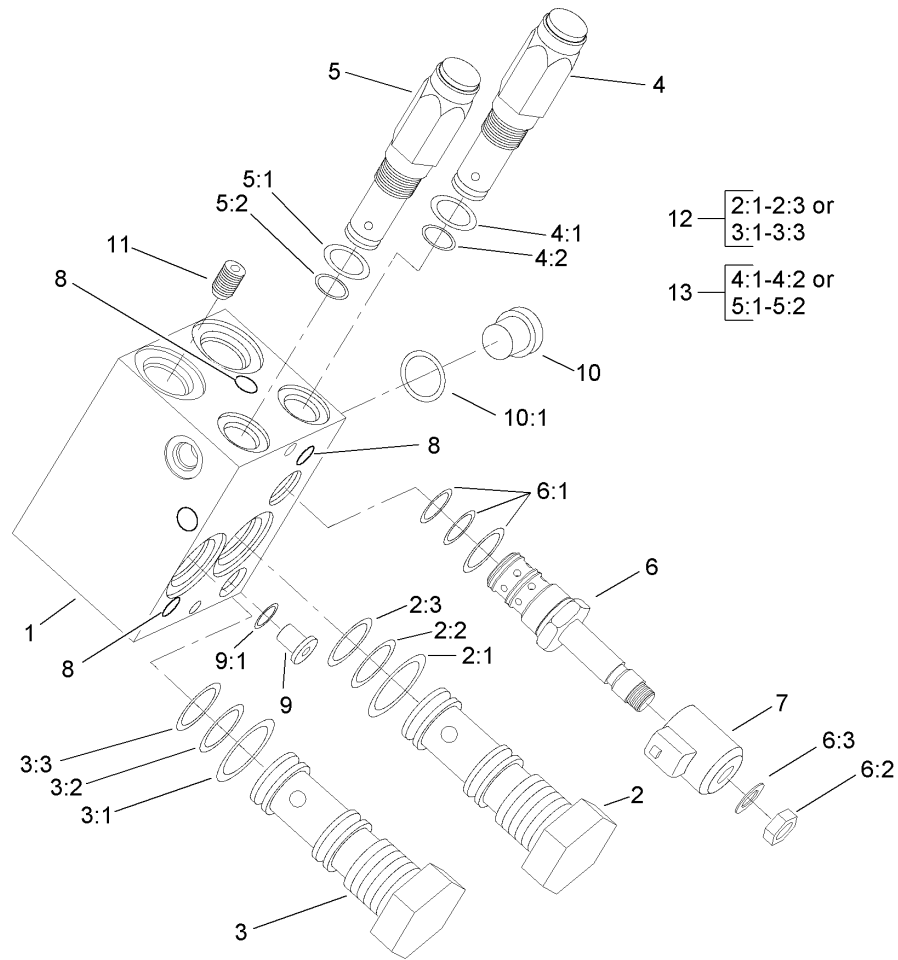
Ref	Part No.	Qty.	Description
①		1	Body
2	104-4297	1	Cartridge-Spool Logic
②2:1		1	Seal-Dust
②2:2		1	Seal-Dust
②2:3		1	Seal-Dust
3	104-4298	1	Cartridge-Spool Logic
③3:1		1	Seal-Dust
③3:2		1	Seal-Dust
③3:3		1	Seal-Dust
4	95-5635	1	Valve-Relief
④4:1		1	Seal-Dust
④4:2		1	Seal-Dust
5	104-4273	1	Cartridge-Relief, Pilot
⑤5:1		1	Seal-Dust
⑤5:2		1	Seal-Dust
6	95-5638	1	Valve-Solenoid
6:1	95-5917	1	Seal Kit
6:2	3220-4	1	Nut-Jam
6:3	108-1505	1	Seal-Washer
7	105-7340	1	Coil ASM
⑧8		5	Plug (7 Mm)
9	353-990	1	Plug
9:1	237-78	1	O-Ring
10	353-988	1	Plug-Hex

Ref	Part No.	Qty.	Description
10:1	237-79	1	O-Ring
11	3246-17	1	Setscrew-HSH
12	95-5644	2	Seal Kit
13	95-5645	2	Seal Kit



Brake Assembly No. 100-3070-03

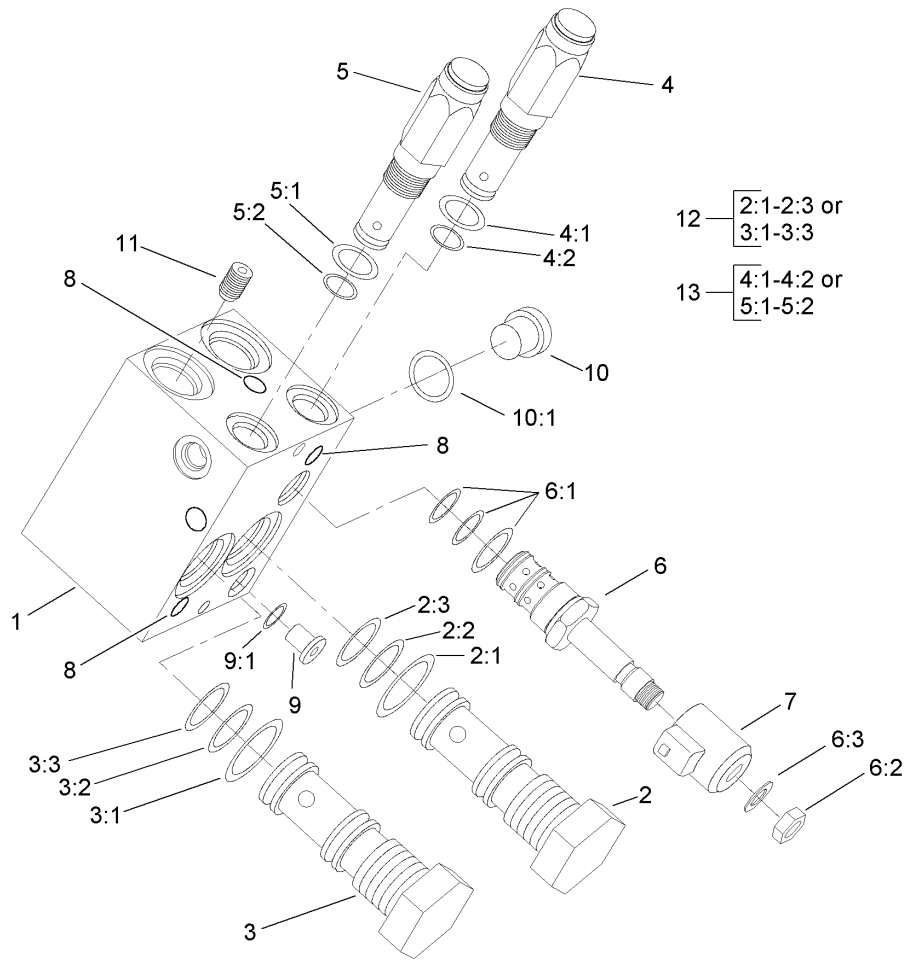
Ref	Part No.	Qty.	Description
2	93-7977	1	Seal
3	93-7978	1	Rod-Pull
4	93-7983	2	Pin-Clevis
5	93-7980	2	Link
6	93-7979	2	Pin-Hitch
7	93-7986	4	Disc-Stationary
8	104-4278	3	Disc-Rotating
9	93-7976	1	Ring-Retaining
10	93-7984	1	Gasket
11	104-4279	1	Actuator-Rotating
12	93-7987	3	Spring-Extension
13	93-7985	3	Ball
14	353-990	2	Plug
14:1	237-78	1	O-Ring



Power-Take-Off Manifold Assembly No. 100-3055

Ref	Part No.	Qty.	Description
①		1	Body
2	104-4297	1	Cartridge-Spool Logic
②2:1		1	Seal-Dust
②2:2		1	Seal-Dust
②2:3		1	Seal-Dust
3	104-4298	1	Cartridge-Spool Logic
③3:1		1	Seal-Dust
③3:2		1	Seal-Dust
③3:3		1	Seal-Dust
4	95-5635	1	Valve-Relief
④4:1		1	Seal-Dust
④4:2		1	Seal-Dust
5	104-4273	1	Cartridge-Relief, Pilot
⑤5:1		1	Seal-Dust
⑤5:2		1	Seal-Dust
6	95-5638	1	Valve-Solenoid
6:1	95-5917	1	Seal Kit
6:2	3220-4	1	Nut-Jam
6:3	108-1505	1	Seal-Washer
7	105-7340	1	Coil ASM
⑧8		5	Plug (7 Mm)
9	353-990	1	Plug
9:1	237-78	1	O-Ring
10	353-988	1	Plug-Hex

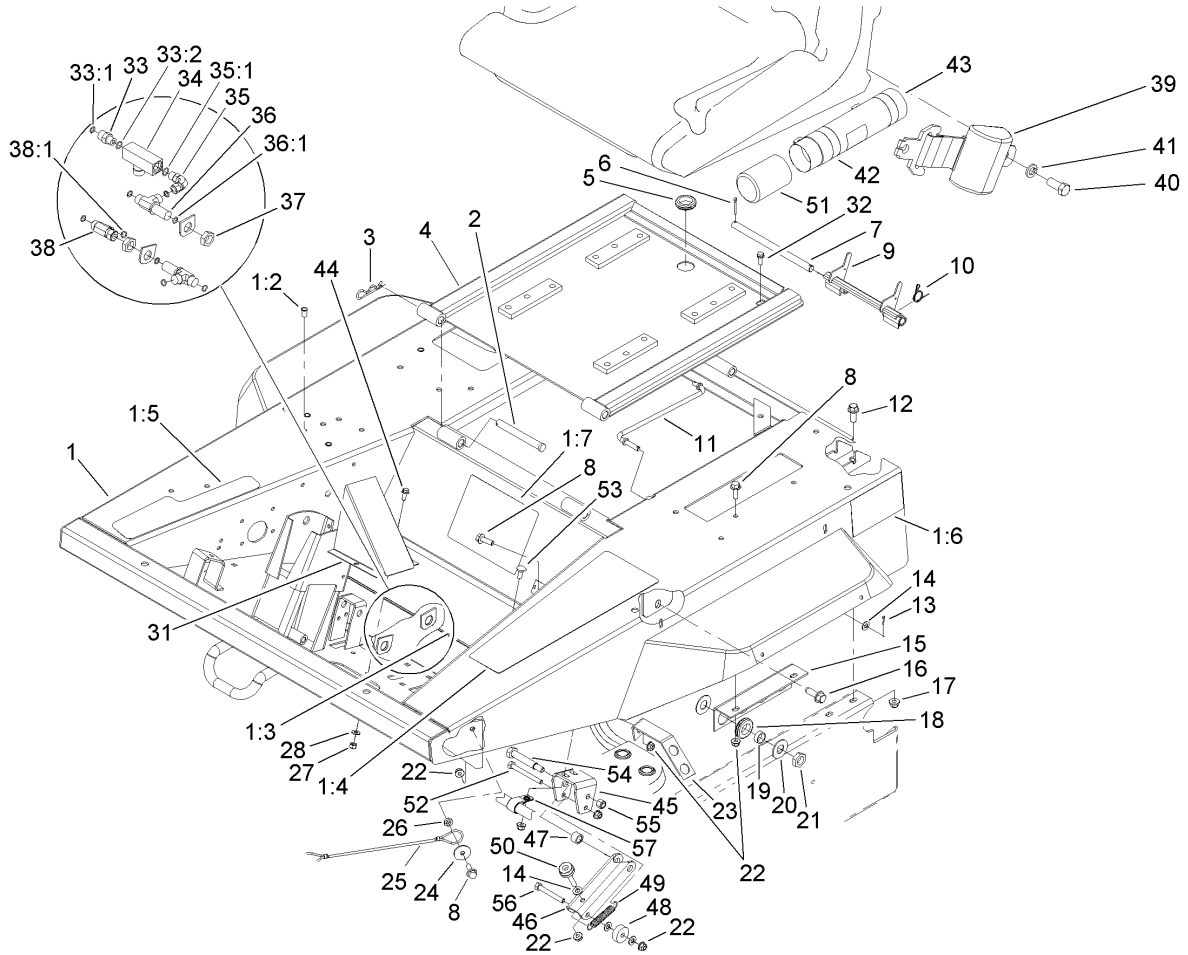
Ref	Part No.	Qty.	Description
10:1	237-79	1	O-Ring
11	104-4276	1	Plug-Orifice
12	95-5644	2	Seal Kit
13	95-5645	2	Seal Kit



Power-Take-Off Manifold Assembly No. 105-4562

Ref	Part No.	Qty.	Description
①		1	Body
2	104-4297	1	Cartridge-Spool Logic
②2:1		1	Seal-Dust
②2:2		1	Seal-Dust
②2:3		1	Seal-Dust
3	104-4298	1	Cartridge-Spool Logic
③3:1		1	Seal-Dust
③3:2		1	Seal-Dust
③3:3		1	Seal-Dust
4	105-4564	1	Valve-Relief
④4:1		1	Seal-Dust
④4:2		1	Seal-Dust
5	104-4273	1	Cartridge-Relief, Pilot
⑤5:1		1	Seal-Dust
⑤5:2		1	Seal-Dust
6	95-5638	1	Valve-Solenoid
6:1	95-5917	1	Seal Kit
6:2	3220-4	1	Nut-Jam
6:3	108-1505	1	Seal-Washer
7	105-7340	1	Coil ASM
⑧		5	Plug (7 Mm)
9	353-990	1	Plug
9:1	237-78	1	O-Ring
10	353-988	1	Plug-Hex

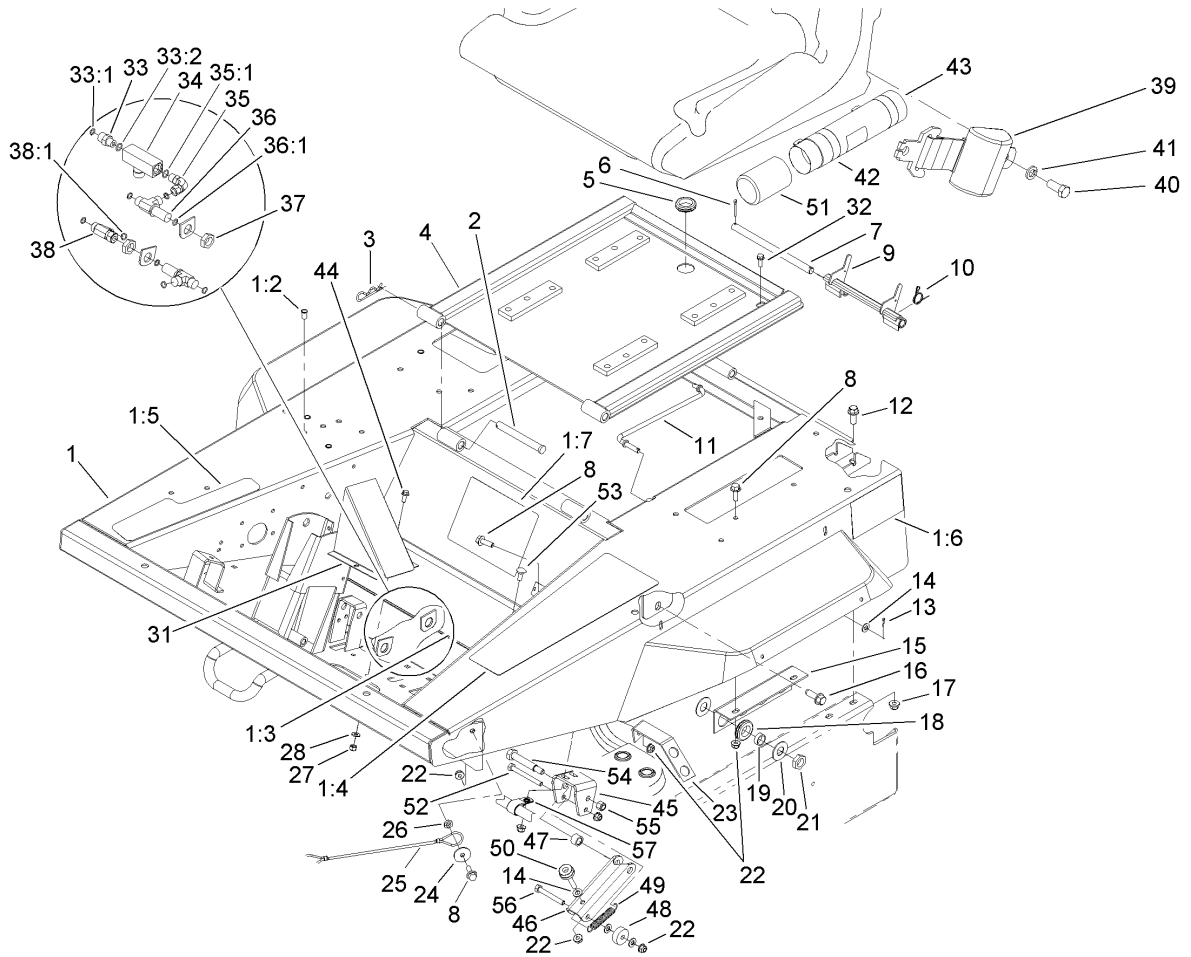
Ref	Part No.	Qty.	Description
10:1	237-79	1	O-Ring
11	104-4276	1	Plug-Orifice
12	95-5644	2	Seal Kit
13	95-5645	2	Seal Kit



Platform and Seat Base Assembly

Ref	Part No.	Qty.	Description
1	100-3033	1	Platform ASM
1:2	32148-6	14	Insert-Nut
1:3	93-5349	2	Abrasive-Floor
1:4	93-5507	1	Abrasive-Platform
1:5	104-3599	1	Decal-Pedal, Traction
1:6	94-8099	2	Decal
1:7	106-6764	1	Decal-Operating Instruction, Ce
2	93-5343	2	Pin-Clevis
3	3290-355	2	Pin-Hair
4	100-3060-03	1	Seat Plate ASM
5	240-5	1	Grommet-Rubber
6	3272-11	2	Pin-Cotter
7	93-5366	1	Shaft-Latch
8	3234-29	4	Screw-HHF
9	93-5363	1	Latch ASM
10	93-5367	1	Spring-Torsion
11	93-5338	1	Rod-Prop
12	3234-42	2	Screw-HHF
13	3272-5	2	Pin-Cotter
14	3256-23	5	Washer-Flat
15	100-3149-03	1	Bracket-Bulkhead
16	32144-67	2	Screw
17	104-8301	2	Nut-Flange, NI
18	240-4	4	Grommet-Rubber

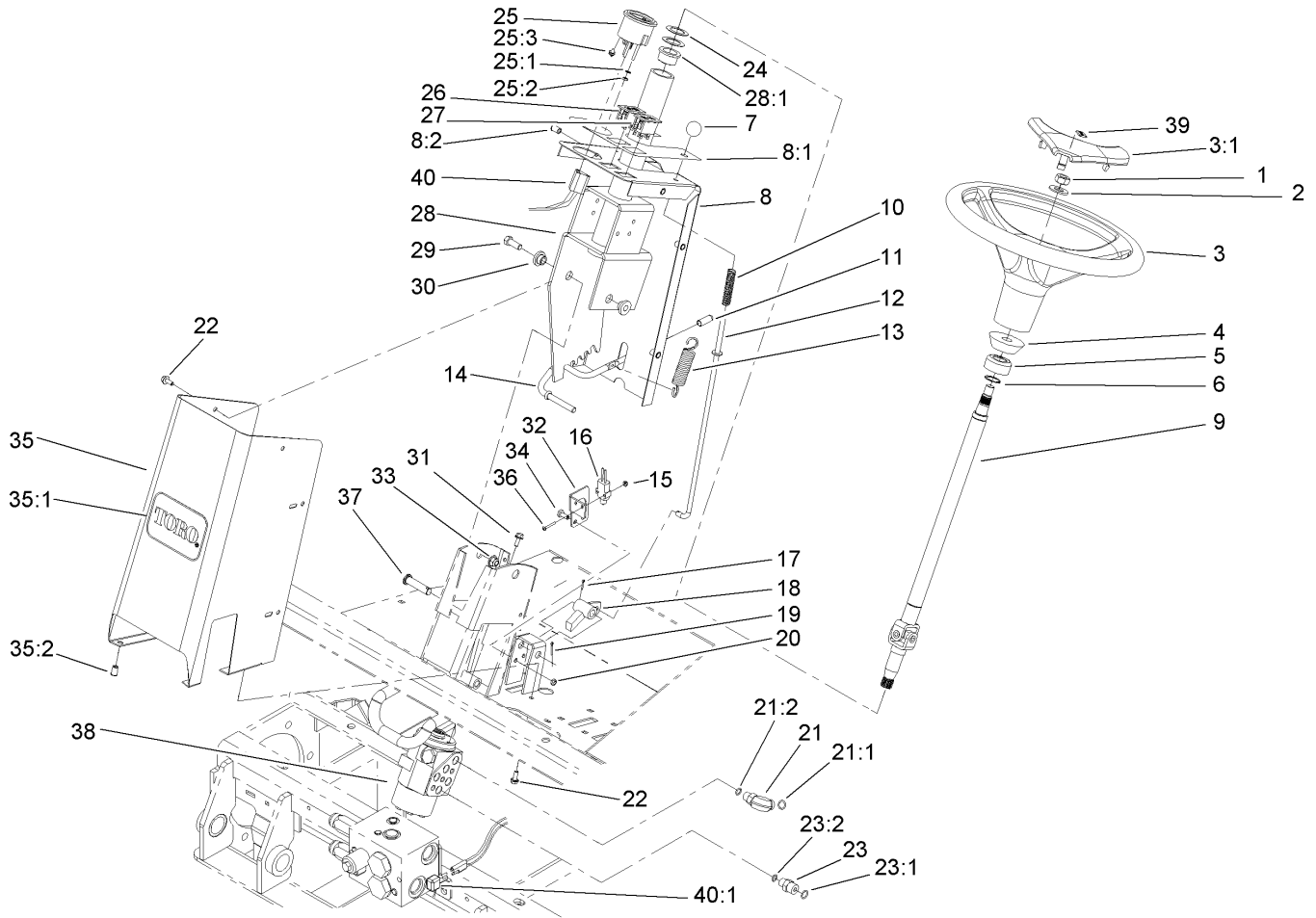
Ref	Part No.	Qty.	Description
19	69-8970	4	Spacer
20	69-8940	8	Washer
21	340-70	4	Nut-Lock
22	104-8300	9	Nut-Flange, NI
23	100-5500-03	1	Support
24	3256-57	1	Washer-Flat
25	93-9595	1	Lanyard
26	3218-3	1	Nut-Jam
27	3296-42	2	Nut-Lock, NI
28	3256-22	2	Washer-Flat
31	100-3045-01	1	Cover-Tubes
32	3234-4	1	Screw-HHF
33	340-2	1	Fitting-HYD, Straight
33:1	237-22	1	O-Ring
33:2	237-42	1	O-Ring
34	98-9742	1	Valve-Control, Flow
35	340-110	1	Fitting-Swivel, 90 DEG
35:1	237-42	1	O-Ring
36	340-68	2	Fitting-Tee, Bulkhead
36:1	237-22	3	O-Ring
37	340-70	2	Nut-Lock
38	340-115	1	Fitting-Tee
38:1	237-22	2	O-Ring
39	110-0413	1	Seatbelt-Retractable



Platform and Seat Base Assembly (continued)

Ref	Part No.	Qty.	Description
40	3212-4	2	Screw-HH
41	3253-6	2	Washer-Lock
42	2412-133	2	R-Clamp
43	104-7050	1	Housing-Manual
44	3234-33	2	Screw-HHF
45	106-2031-01	1	Support-Pivot
46	106-2034-01	1	Arm-Latch
47	47-4420	1	Spacer-Sleeve, Adjustment
48	92-2327	1	Spacer-Hose
49	92-6682	1	Spring-Extension
50	32141-36	1	Screw-Adjustment, Level
51	104-7048	1	Cap-Housing
52	322-14	1	Screw-HH
53	3230-1	2	Bolt-CARR
54	71-3340	1	Bolt-Wheel
55	3296-6	1	Nut-Lock
56	322-12	1	Screw-HH
57	2412-4	1	Clamp

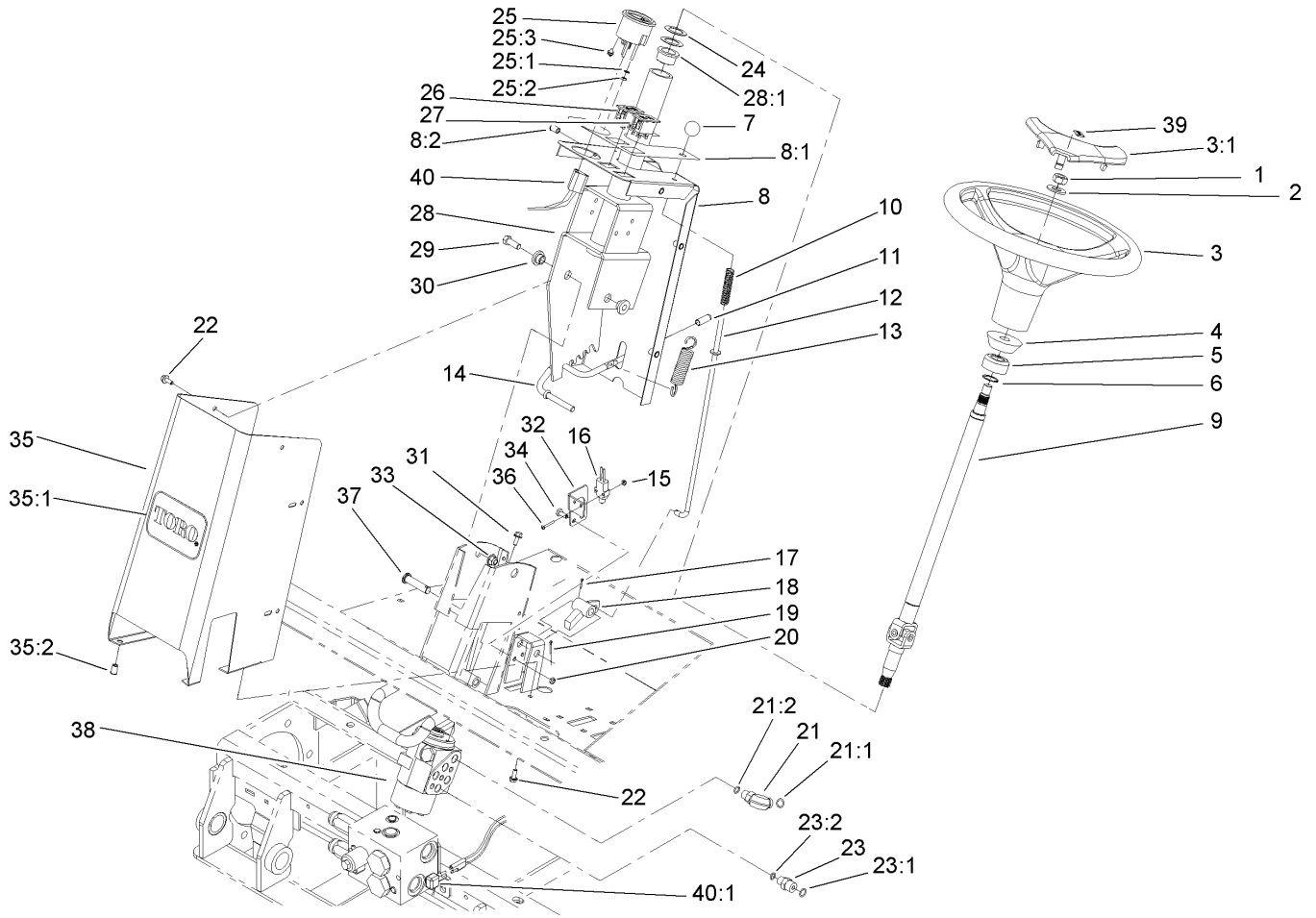
--	--	--	--



Steering Tower Assembly

Ref	Part No.	Qty.	Description
1	93-5590	1	Nut-Hex
2	3256-27	1	Washer-Flat
3	98-1471	1	Wheel-Steering
3:1	98-1468	1	Cover-Wheel, Steering
4	93-5429	1	Collar-Foam
5	93-5439	1	Seal-Steering
6	32151-29	2	Ring-Retaining
7	93-5312	1	Knob
8	104-2274	1	Tower Cover ASM
8:1	104-2277	1	Decal-Tower
8:2	32148-6	6	Insert-Nut
9	93-5428	1	Steering Shaft ASM
10	71-8310	1	Spring-Compression
11	93-5446	1	Cap-Vinyl
12	104-8308	1	Rod ASM
13	93-5985	1	Spring-Extension
14	93-5989	1	Rod-Tilt
15	3296-9	2	Nut-Lock
16	99-3410	1	Switch
17	3272-5	1	Pin-Cotter
18	93-5276-03	1	Brake Pawl ASM
19	3272-6	1	Pin-Cotter
20	3296-42	2	Nut-Lock, NI
21	340-77	1	Fitting-HYD, 90 DEG

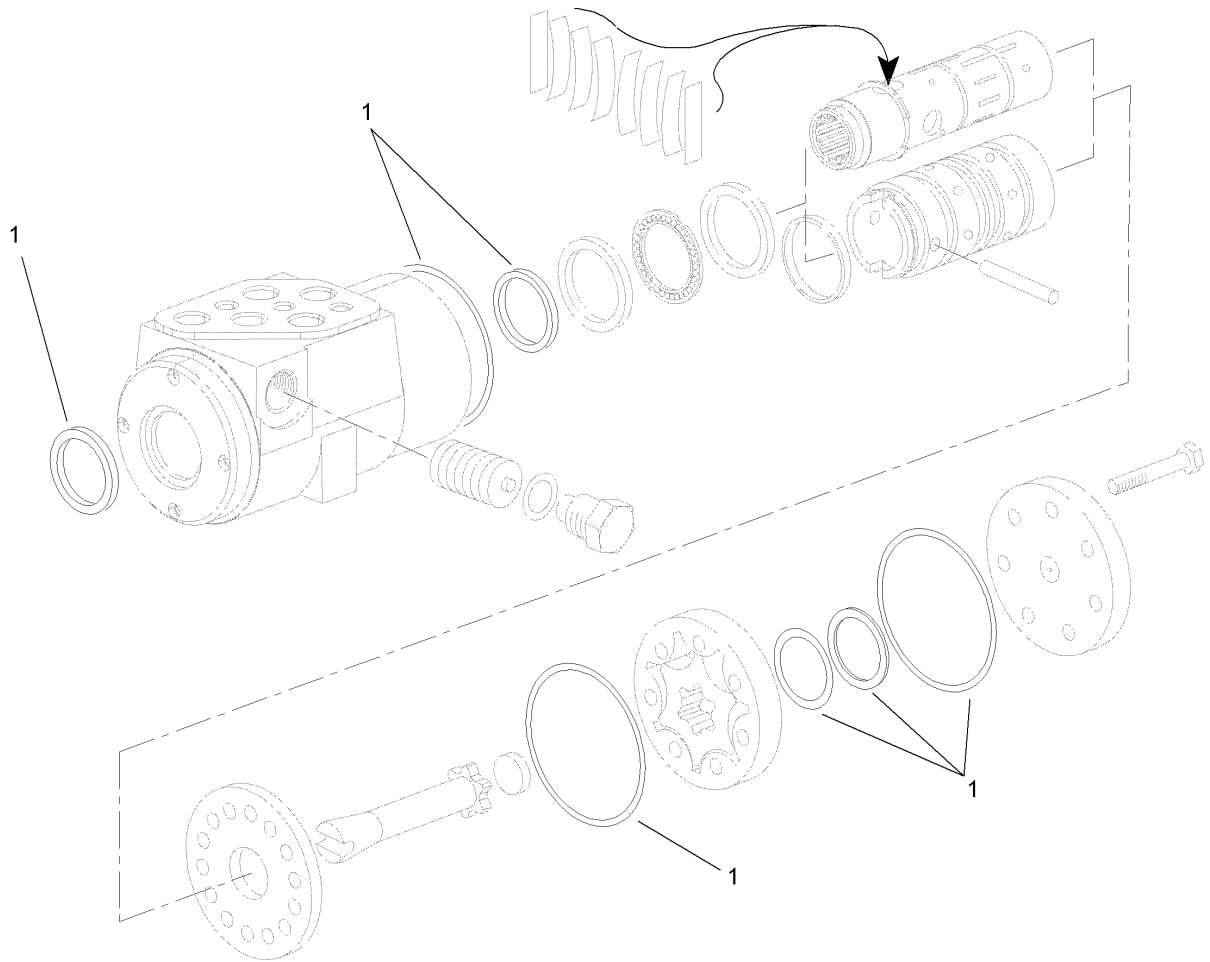
Ref	Part No.	Qty.	Description
21:1	237-22	1	O-Ring
21:2	237-42	1	O-Ring
22	3234-33	10	Screw-HHF
23	340-2	4	Fitting-HYD, Straight
23:1	237-22	1	O-Ring
23:2	237-42	1	O-Ring
24	9547	4	Washer-Thrust
25	98-9308	1	Gauge-Temperature
25:1	3254-1	3	Washer-Lock, Int
25:2	3217-27	3	Nut-Hex
25:3	105-9265	1	Bulb And Lamp ASM
26	100-8070	1	Lamp-Warning
27	100-8071	1	Lamp-Warning
28	104-8332	1	Steering Column ASM
28:1	256-132	2	Bushing-Flange
29	323-6	2	Screw-HH
30	93-5988	2	Hub-Pivot
31	33103-016	4	Screw-HHF
32	104-0128	1	Bracket-Switch
33	104-8301	2	Nut-Flange, NI
34	321-3	2	Screw-HH
35	100-3038	1	Steering Tower ASM
35:1	67-1300	1	Decal
35:2	32148-6	4	Insert-Nut



Steering Tower Assembly (continued)

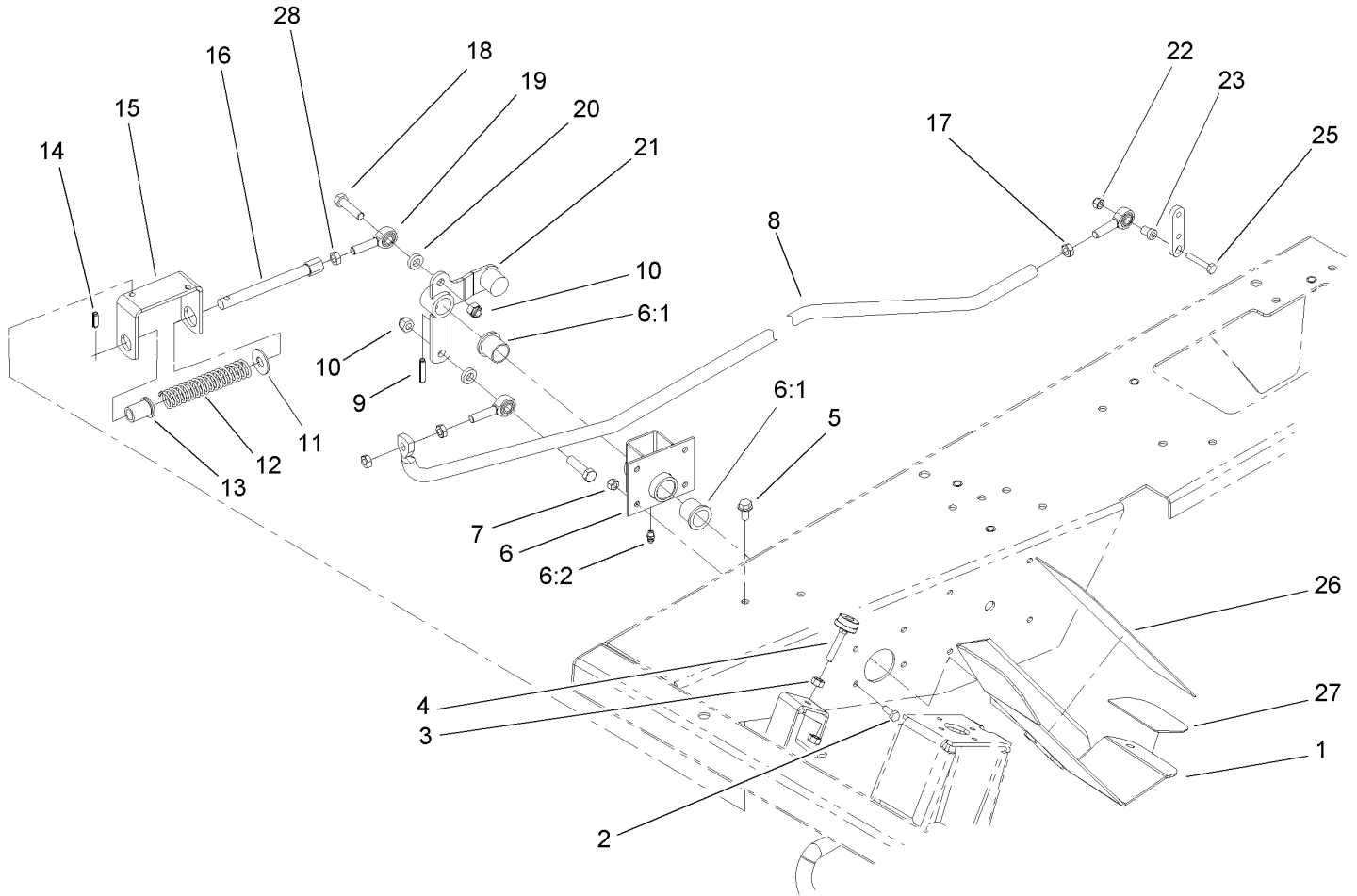
Ref	Part No.	Qty.	Description
36	3250-35	2	Screw-PPH
37	283-5	1	Pin-Clevis
38	114-5074	1	Steering Control ASM
39	98-1459	1	Decal
40	105-7476	1	Harness-Wire, Front
40:1	100-4918	1	Diode

Ref	Part No.	Qty.	Description



Steering Control Assembly No. 114-5074

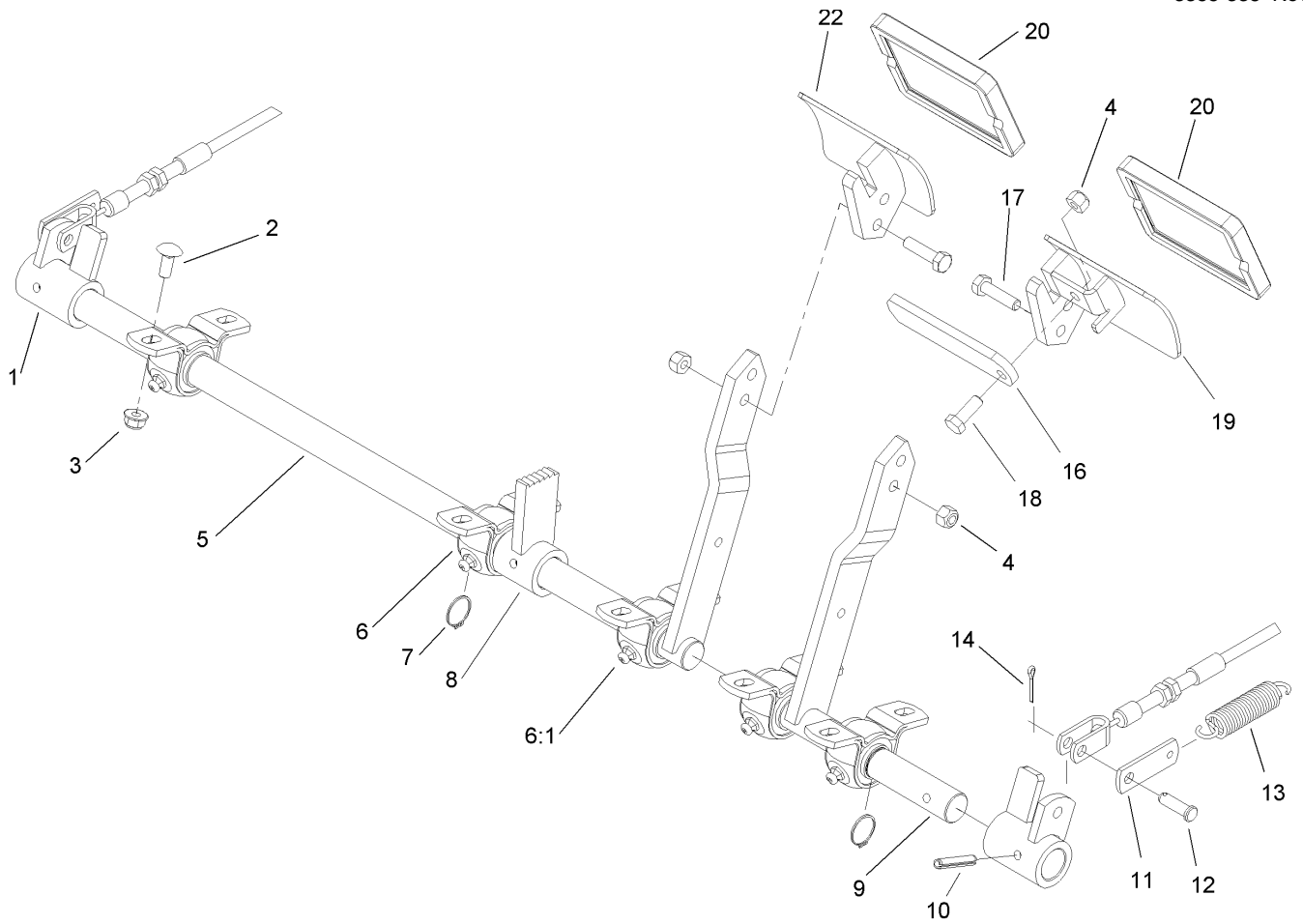
Ref	Part No.	Qty.	Description				
1	108-1519	1	Seal Kit				



Traction Pedal and Linkage Assembly

Ref	Part No.	Qty.	Description
1	93-5133-01	1	Traction Pedal ASM
2	321-4	4	Screw-HH
3	3217-6	2	Nut-Hex
4	32141-36	1	Screw-Adjustment, Level
5	32144-14	2	Screw-HWHTF
6	104-3565	1	Pedal Bracket ASM
6:1	256-10	2	Bushing-Flange
6:2	302-5	1	Fitting-Grease
7	3296-42	4	Nut-Lock, NI
8	100-3136-03	1	Rod-Traction
9	32121-9	1	Pin-Roll, Slotted
10	3296-39	2	Nut-Lock, NI
11	3256-5	1	Washer-Flat
12	84-9100	1	Spring
13	92-7610	1	Retainer-Spring
14	32121-11	1	Pin-Roll
15	100-3137-03	1	Bracket-Spring
16	92-7609	1	Shaft-Spring
17	3220-3	3	Nut-HJ
18	323-8	2	Screw-HH
19	2411-36	3	Bearing-End, Rod
20	80-7730	2	Spacer
21	100-3138	1	Lever-Traction
22	3296-42	1	Nut-Lock, NI

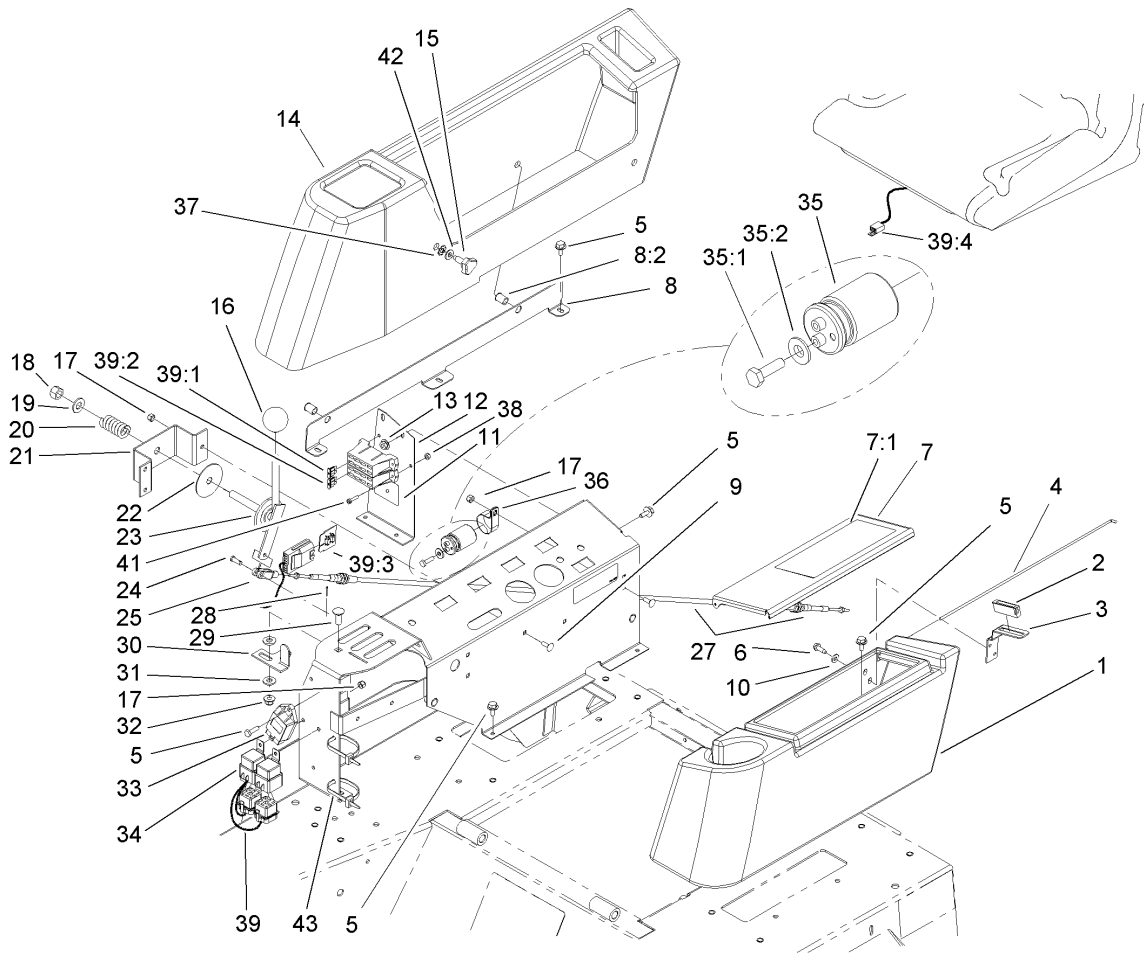
Ref	Part No.	Qty.	Description
23	104-7517	1	Spacer
25	321-9	1	Screw-HH
26	93-5347	1	Abrasive-Pedal
27	93-5368	1	Abrasive-Pedal
28	3219-3	1	Nut-Hex



Brake Pedal and Linkage Assembly

Ref	Part No.	Qty.	Description
1	100-3002-03	2	Brake Lever ASM
2	3230-1	10	Bolt-CARR
3	104-8300	10	Nut-Flange, NI
4	3296-29	5	Nut-Lock, NI
5	100-3000-03	1	RH Brake Arm ASM
6	93-4849	5	Bearing-Block, Pillow
6:1	302-5	1	Fitting-Grease
7	32151-83	3	Ring-Snap
8	93-5475-03	1	Brake Latch ASM
9	100-2997-03	1	LH Brake Arm ASM
10	32121-15	3	Pin-Roll
11	100-5540	2	Strap-Brake
12	283-61	2	Pin-Yoke
13	93-5262	2	Spring-Extension
14	3272-6	2	Pin-Cotter
16	93-5568	1	Arm-Lock
17	322-6	4	Screw-HH
18	322-4	1	Screw-HH
19	105-4553-03	1	LH Pedal ASM
20	93-8743	2	Footpad-Turn
22	105-4554-03	1	RH Pedal ASM

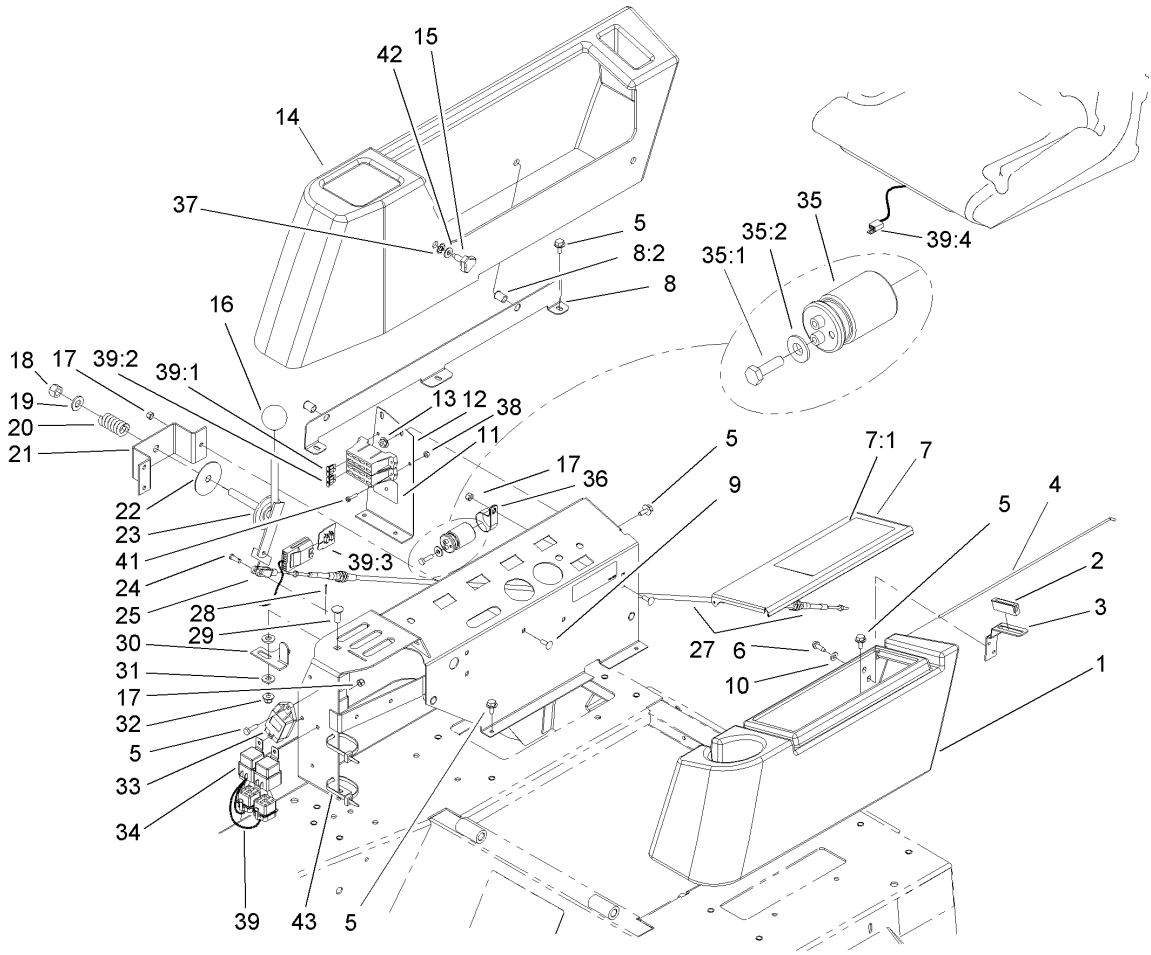
--	--	--	--



Control Console and Tool Box Assembly

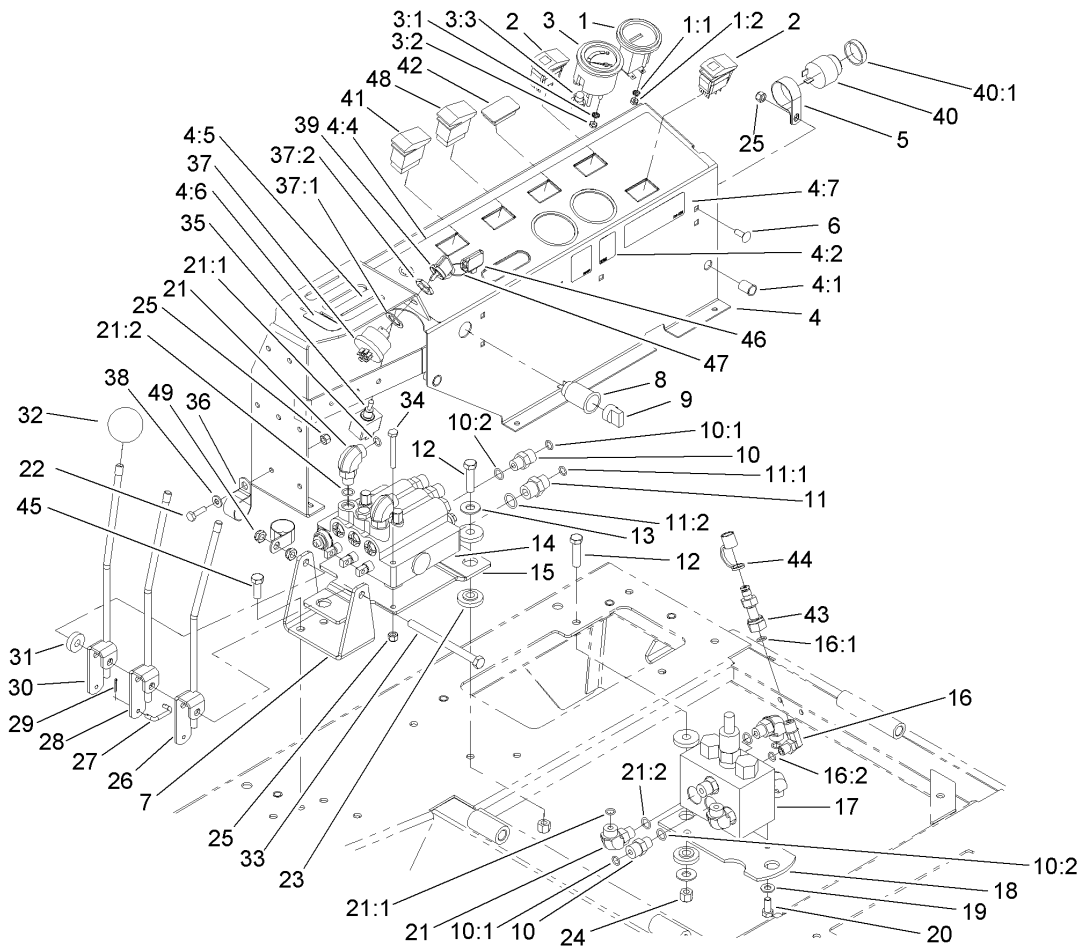
Ref	Part No.	Qty.	Description
1	104-7515	1	Housing-Box, Tool
2	58-4250	1	Catch-Magnetic
3	104-7545	1	Bracket-Latch
4	104-7548	1	Rod-Hinge
5	3234-4	19	Screw-HHF
6	32104-95	2	Screw-HWH
7	104-8321	1	Tool Box Cover ASM
7:1	106-6752	1	Decal-Warning
8	105-0780	1	Console Support ASM
8:2	32148-9	2	Insert-Nut
9	3229-1	5	Screw-CARR
10	3256-22	2	Washer-Flat
11	110-3286	1	Decal-Fuse
12	105-0785-03	1	Support-Panel, Control
13	32128-33	2	Nut-HF
14	104-7514	1	Housing-Console
15	95-9648	4	Knob
16	233-48	1	Knob
17	3296-42	9	Nut-Lock, NI
18	3296-23	1	Nut-Lock, NI
19	3256-26	1	Washer-Flat
20	3-8596	1	Spring-Compression
21	104-7539-03	1	Bracket-Pivot
22	3-2858	1	Disc-Friction

Ref	Part No.	Qty.	Description
23	104-7538	1	Throttle Lever ASM
24	283-67	1	Pin-Clevis
25	282-28	1	Clevis-Adjustable
27	104-7547	1	Cable-Throttle
28	3272-1	1	Pin-Cotter
29	3231-22	1	Screw-CARR
30	104-7543	1	Stop-Lever, Lift
31	66-2920	2	Washer-Friction
32	104-8301	1	Nut-Flange, NI
33	98-7611	1	Controller-Glow
34	99-7430	6	Relay
35	37-2690	2	Capacitor
35:1	3252-18	2	Screw
35:2	3254-1	2	Washer-Lock, Int
36	2412-74	2	R-Clamp
37	32151-72	4	Ring-Retaining
38	32149-7	2	Nut-Keps
39	105-7474	1	Harness-Wire, Console
39:1	110928	1	Fuse-5 Amp
39:2	218-578	4	Fuse-10 Amp
39:3	92-3188	1	Diode-Board, Circuit
39:4	107-4305	1	Harness-Wire, Seat
41	32105-13	2	Screw-HWH
42	3256-3	4	Washer-Flat



Control Console and Tool Box Assembly (continued)

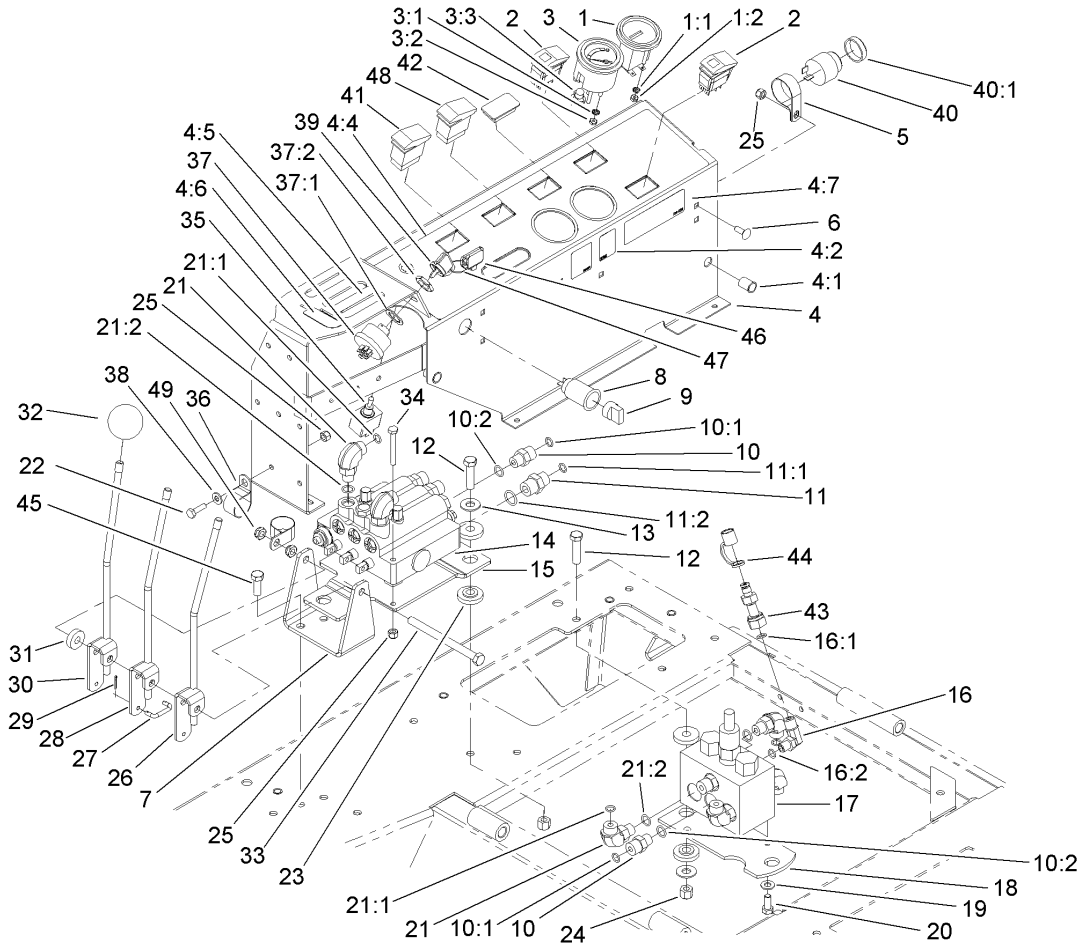
Ref	Part No.	Qty.	Description
43	3290-378	6	Tie-Cable



Control Console Assembly

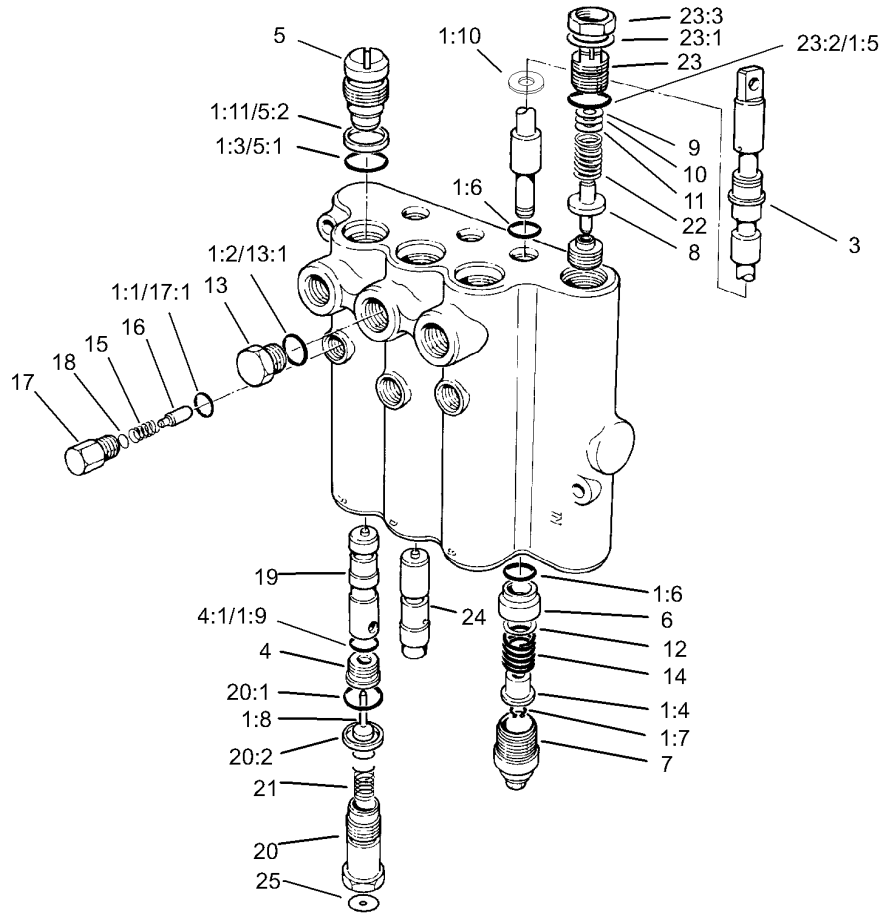
Ref	Part No.	Qty.	Description
1	66-2950	1	Gauge-Hourmeter
1:1	3255-20	2	Washer-Lock
1:2	3217-25	2	Nut-Hex
2	100-8072	2	Switch
3	98-9339	1	Gauge-Fuel
3:1	3254-1	3	Washer-Lock, Int
3:2	3217-27	3	Nut-Hex
3:3	105-9265	1	Bulb And Lamp ASM
4	106-6751	1	Control Panel ASM
4:1	32148-9	2	Insert-Nut
4:2	93-7252	1	Decal
4:4	106-2046	1	Decal-Panel, Control
4:5	104-8324	1	Decal-Lift
4:6	104-8325	1	Decal-Lock
4:7	104-0131	1	Decal-Ansi
5	2412-74	1	R-Clamp
6	3229-1	1	Screw-CARR
7	105-0788-03	1	Bracket-Pivot
8	99-7411	1	Point-Power
9	99-7416	1	Cap
10	340-2	5	Fitting-HYD, Straight
10:1	237-22	1	O-Ring
10:2	237-42	1	O-Ring
11	340-3	1	Adapter

Ref	Part No.	Qty.	Description
11:1	237-22	1	O-Ring
11:2	237-79	1	O-Ring
12	323-8	5	Screw-HH
13	3256-4	5	Washer-Flat
14	105-4563	1	Control Valve ASM
15	105-0789-03	1	Bracket-Valve
16	340-97	1	Fitting-HYD, 90 DEG
16:1	237-22	1	O-Ring
16:2	237-78	1	O-Ring
17	104-0788	1	Valve ASM
18	104-2231-03	1	Plate-Valve
19	3256-23	2	Washer-Flat
20	322-3	2	Screw-HH
21	340-77	6	Fitting-HYD, 90 DEG
21:1	237-22	1	O-Ring
21:2	237-42	1	O-Ring
22	321-5	1	Screw-HH
23	240-11	10	Bushing-Flange
24	3296-39	7	Nut-Lock, NI
25	3296-42	4	Nut-Lock, NI
26	100-3123	1	LH Lever ASM
27	69-9140	3	Link-Lever, Valve
28	100-3122	1	Center Lever ASM
29	3272-1	6	Pin-Cotter



Control Console Assembly (continued)

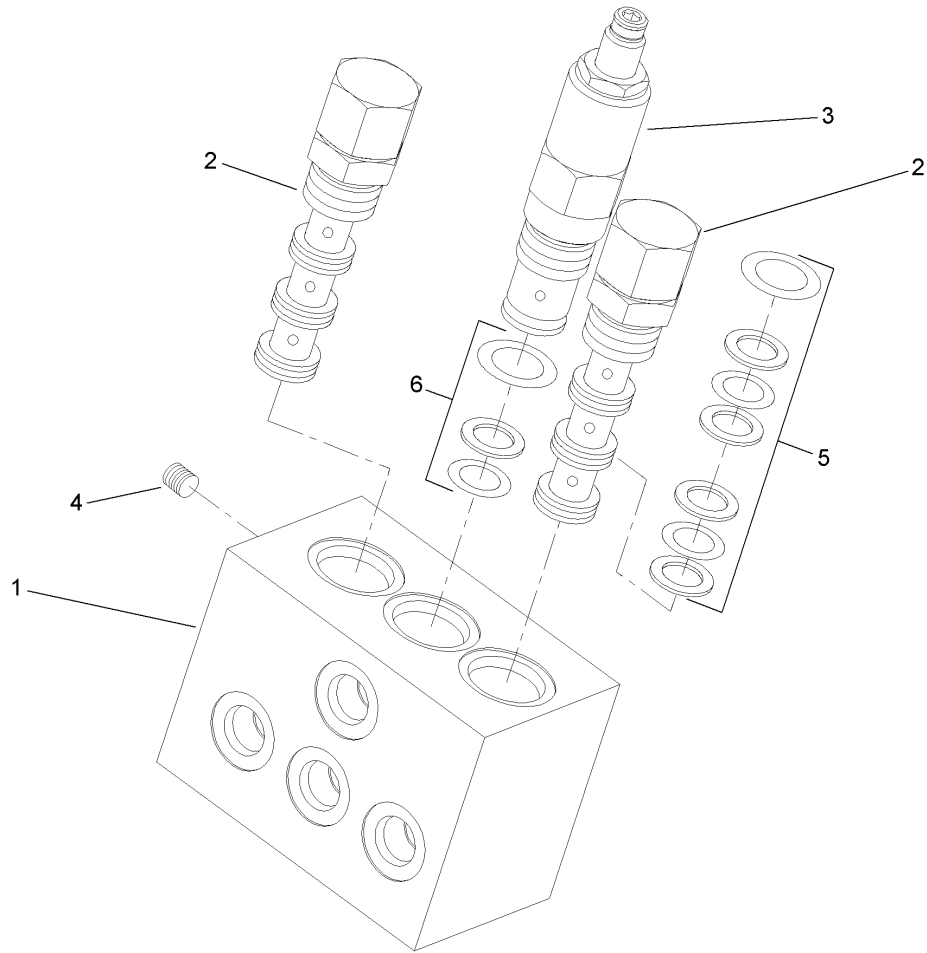
Ref	Part No.	Qty.	Description
30	100-3121	1	RH Lever ASM
31	62-6660	1	Spacer
32	233-42	3	Knob
33	323-38	1	Screw-HH
34	321-11	2	Screw-HH
35	93-5270	1	Switch-PTO
36	2412-126	2	R-Clamp
37	88-9830	1	Key Switch ASM
37:1	3254-5	1	Washer-Tooth
37:2	218-461	1	Nut-HH
38	3256-22	1	Washer-Flat
39	63-8360	1	Key-Ignition
40	80-9330	1	Alarm-Audio
40:1	104-5107	1	Nut-Plastic, Knurled
41	95-8999	1	Switch
42	99-7420	1	Plug-Hole
43	86-5480	1	Nipple-Test
44	354-79	1	Cap-Dust
45	323-6	2	Screw-HH
46	99-8970	1	Key-Latch, Hood
47	98-9321	1	Ring-Key
48	106-2027	1	Switch-Intermittent
49	3296-59	2	Nut-Lock, NI



Control Valve Assembly No. 105-4563

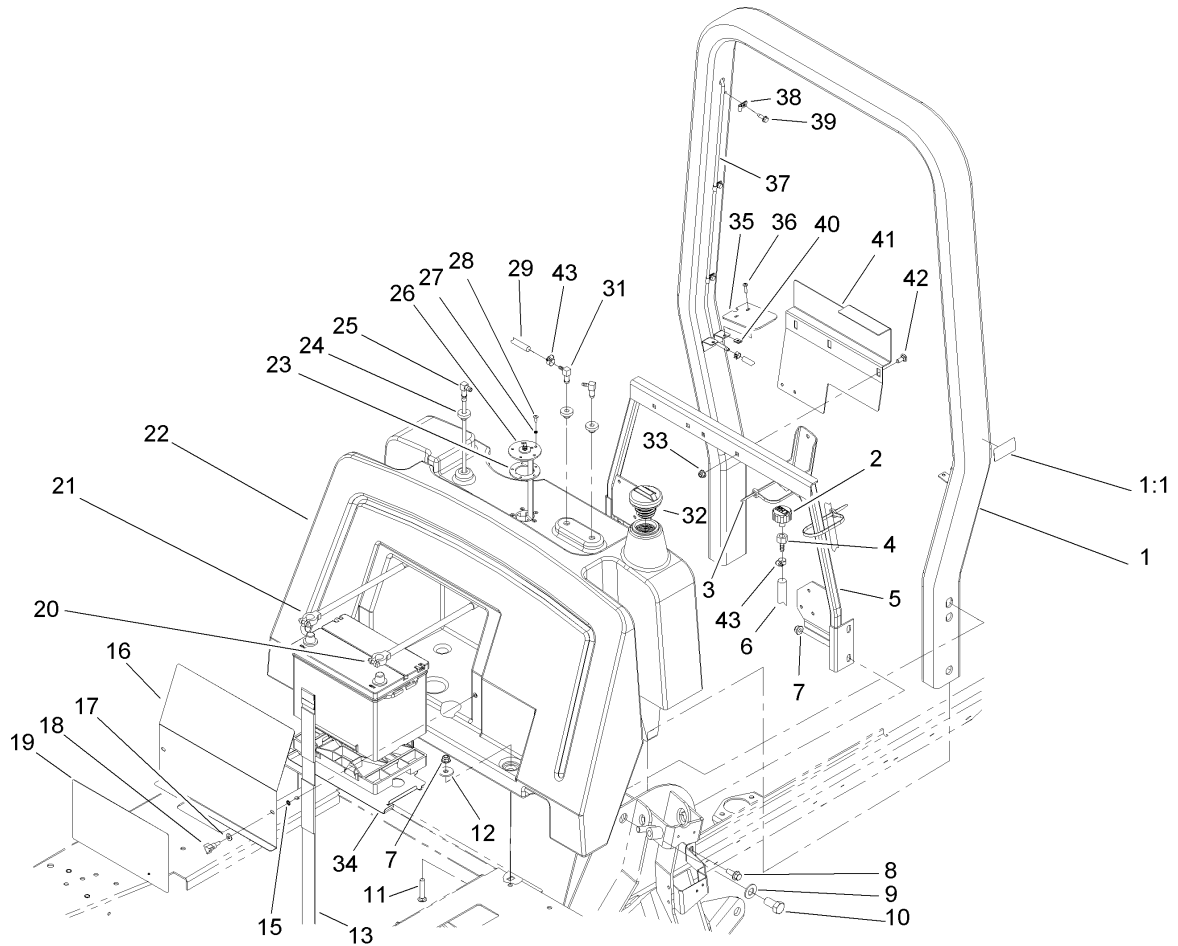
Ref	Part No.	Qty.	Description
1	60-3780	1	Seal Kit
1:1	58-6790	3	O-Ring
1:2	58-6720	3	O-Ring
1:3	60-5720	6	O-Ring
1:4	58-6310	6	Spacer
1:5	58-6750	1	O-Ring
1:6	58-6450	6	O-Ring
1:7	58-6460	3	Ring-Retaining
1:8	58-6290	3	Poppet
1:9	58-6340	3	O-Ring
1:10	58-6320	3	Wiper
1:11	58-6370	1	Washer
②3		1	Spool
4	58-6330	3	Seat
4:1	58-6340	1	O-Ring
5	58-6350	3	Plug
5:1	60-5720	1	O-Ring
5:2	58-6370	1	Washer
6	58-6400	3	Bushing
7	58-6420	3	Cap
8	92-2568	1	Poppet
9	58-6470	1	Washer
10	58-6480	1	Washer
11	58-6490	1	Washer

Ref	Part No.	Qty.	Description
12	65-2770	3	Washer
13	58-6710	1	Plug
13:1	58-6720	1	O-Ring
14	58-6730	3	Spring
15	58-6760	3	Spring
16	58-6770	3	Plunger
17	58-6780	3	Plug
17:1	58-6790	1	O-Ring
18	60-6450	1	Disc
19	84-6420	2	Plunger
20	69-1800	3	Plug ASM
20:1	60-5720	1	O-Ring
20:2	58-6370	1	Washer
21	69-1810	3	Spring
22	84-6450	1	Spring
23	69-1830	1	Plug ASM
②23:1		1	Screw
23:2	58-6750	1	O-Ring
②23:3		1	Nut-Lock
24	69-1840	1	Plunger
25	105-4565	2	Plate-Orifice



Valve Assembly No. 104-0788

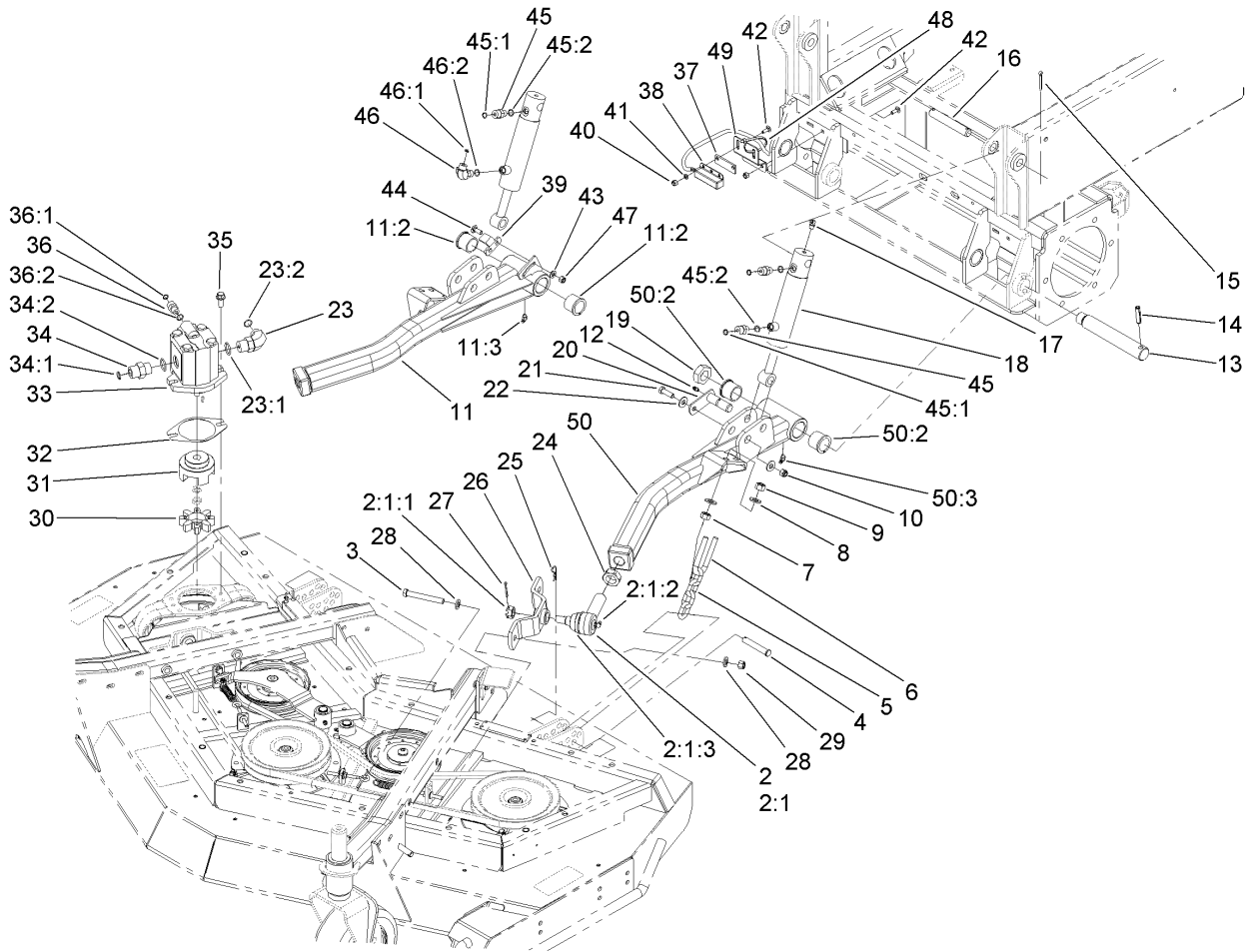
Ref	Part No.	Qty.	Description
②1		1	Manifold
2	104-4295	2	Valve-Pilot
3	104-4296	1	Valve-Relief
②4		1	Plug-Expander
5	99-5502	2	Seal Kit
6	99-5503	1	Seal Kit



Fuel Tank, Battery and Roll-Over Protection System Assembly

Ref	Part No.	Qty.	Description
1	105-2849	1	ROPS ASM
1:1	105-2834	1	Decal-ROPS
2	68-6150	1	Breather
3	3290-378	2	Tie-Cable
4	354-95	1	Fitting-Straight
5	104-0714-03	1	Tank Support ASM
6	110-3259	1	Hose-Fuel
7	104-8301	6	Nut-Flange, NI
8	3234-42	4	Screw-HHF
9	3256-27	4	Washer-Flat
10	327-3	4	Screw-HH
11	3231-6	2	Screw-CARR
12	63-8410	2	Washer
13	94-1445	1	Strap-Battery
15	32151-106	2	Ring-Retaining
16	104-0717-03	1	Cover-Battery
17	3256-22	2	Washer-Flat
18	233-70	2	Knob-Star, Three
19	104-8336	1	Decal-Service
20	104-0761	1	Cable-Negative
21	104-0760	1	Cable-Positive
22	100-8119	1	Tank-Fuel
23	62-7650	1	Gasket
24	46-6560	3	Bushing

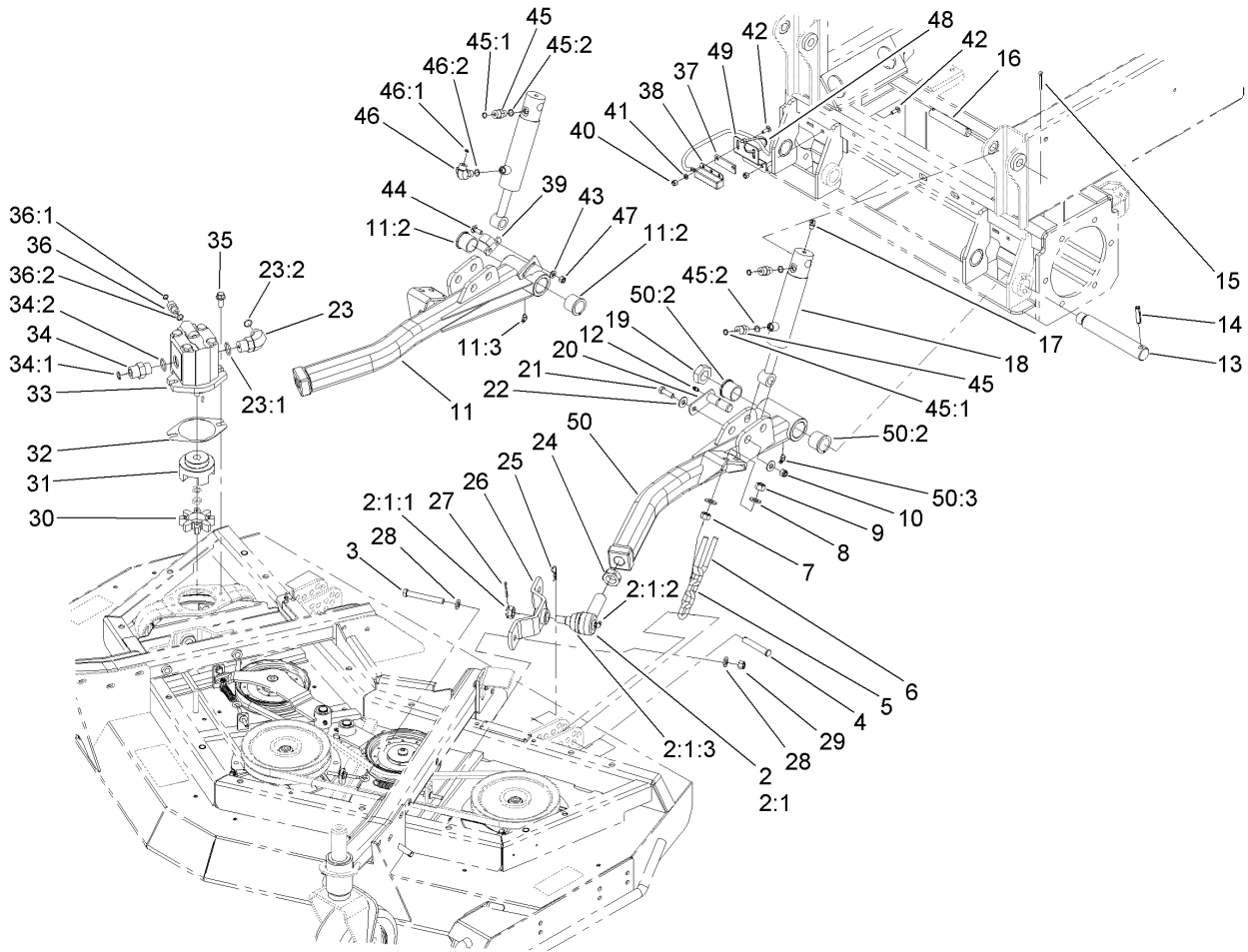
Ref	Part No.	Qty.	Description
25	104-0701	1	Pipe-Stand
26	104-0700	1	Sender-Fuel
27	3253-15	5	Washer-Lock
28	32122-24	5	Screw-PTH
29	110-3255	1	Hose-Fuel
31	104-5228	2	Fitting-Elbow
32	93-3102	1	Cap-Fuel
33	104-8300	2	Nut-Flange, NI
34	105-0774-03	1	Plate-Battery
35	104-8319	2	Cover-Tank
36	3250-13	4	Screw-PPH
37	104-0718	1	Tube-Vent
38	2412-72	3	Clip-Closed, Insulated
39	32104-95	3	Screw-HWH
40	3290-191	4	Nut-Speed
41	104-2286-03	1	Bracket-Tank, Fuel
42	3230-1	2	Bolt-CARR
43	2412-108	3	Clamp-Worm



Front Deck Lift Arm and Cylinder Assembly

Ref	Part No.	Qty.	Description
2	86-8101-03	2	LH Ball Joint ASM
2:1		1	Joint-Ball, LH
2:1:1	32136-2	1	Nut-SHH
2:1:2	302-40	1	Fitting-Grease
2:1:3	105-7835	1	Seal
3	324-19	4	Screw-HH
4	283-55	2	Pin-Clevis
5	95-6231	2	Chain-HOC
6	104-0108	2	U-Bolt
7	3217-9	4	Nut-HH
8	3256-26	8	Washer-Flat
9	3296-25	4	Nut-Lock, NI
10	3296-39	2	Nut-Lock, NI
11	100-3031	1	RH Lift Arm ASM
11:2	104-0015	2	Bushing-Flange
11:3	302-11	1	Fitting-Lube, 45 DEG
12	302-5	2	Fitting-Grease
13	100-3017	2	Pin-Arm, Lift
14	32121-110	2	Pin-Roll, Slotted
15	3272-23	4	Pin-Cotter
16	105-7456	2	Pin-Pivot
17	302-33	2	Fitting-Grease
18	107-4304	2	Cylinder-Lift, Center
19	3296-49	2	Nut-Lock, NI

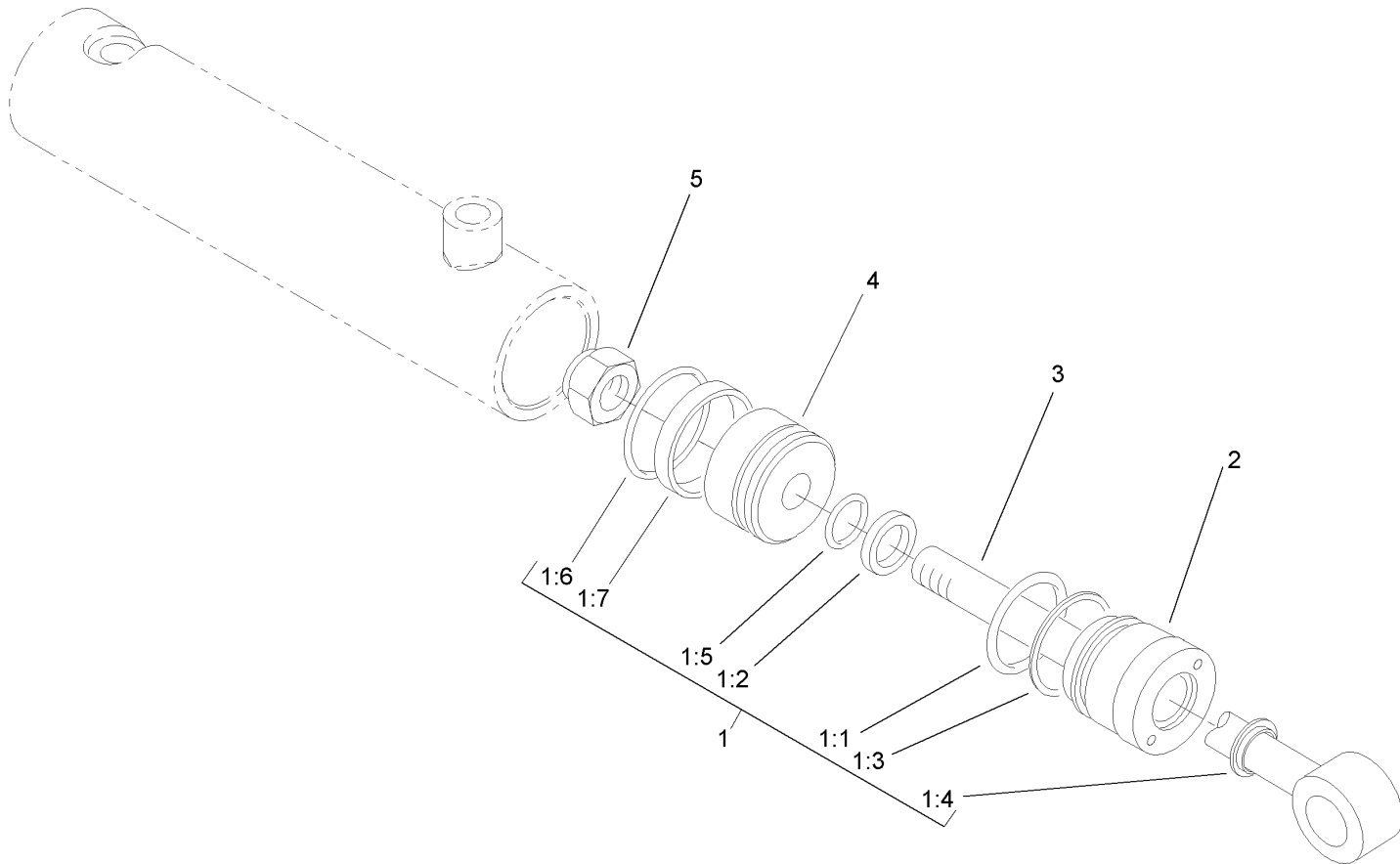
Ref	Part No.	Qty.	Description
20	100-3020	2	Pin ASM
21	323-7	2	Screw-HH
22	3256-4	4	Washer-Flat
23	340-139	5	Fitting-HYD, 90 DEG
23:1	237-81	1	O-Ring
23:2	237-65	1	O-Ring
24	21-3001-03	2	Nut-Jam, Push Arm
25	3290-467	2	Pin-Hair
26	93-4583-01	2	Mount-Joint, Ball
27	3272-12	2	Pin-Cotter
28	87-7480	8	Washer
29	3296-48	4	Nut-Lock, NI
30	104-3542	3	Spider
31	104-3541	3	Hub-Spider
32	100-5638	3	Shim
33	99-5489	3	Motor-Gear
34	340-8	1	Adapter
34:1	237-65	1	O-Ring
34:2	237-81	1	O-Ring
35	3234-42	6	Screw-HHF
36	340-2	3	Fitting-HYD, Straight
36:1	237-22	1	O-Ring
36:2	237-42	1	O-Ring
37	104-3595	1	Spacer-Switch



Front Deck Lift Arm and Cylinder Assembly (continued)

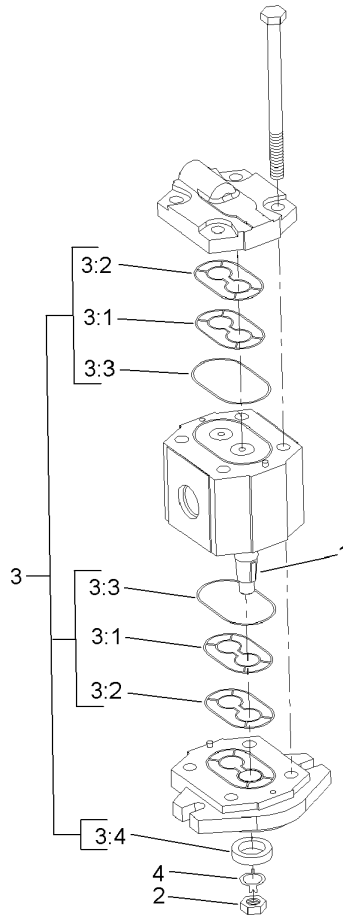
Ref	Part No.	Qty.	Description
38	104-0758	1	Sensor-Ferrous
39	104-3598	1	Plate-Sensing, Front
40	3296-42	4	Nut-Lock, NI
41	3256-60	2	Washer-Flat
42	3229-1	4	Screw-CARR
43	3256-23	2	Washer-Flat
44	3230-16	2	Screw-CARR
45	340-2	3	Fitting-HYD, Straight
45:1	237-22	1	O-Ring
45:2	237-42	1	O-Ring
46	340-77	1	Fitting-HYD, 90 DEG
46:1	237-22	1	O-Ring
46:2	237-42	1	O-Ring
47	3296-29	2	Nut-Lock, NI
48	3290-379	1	Tie-Cable
49	106-7176	1	Bracket-Switch
50	100-3032	1	LH Lift Arm ASM
50:2	104-0015	2	Bushing-Flange
50:3	302-11	1	Fitting-Lube, 45 DEG

Ref	Part No.	Qty.	Description



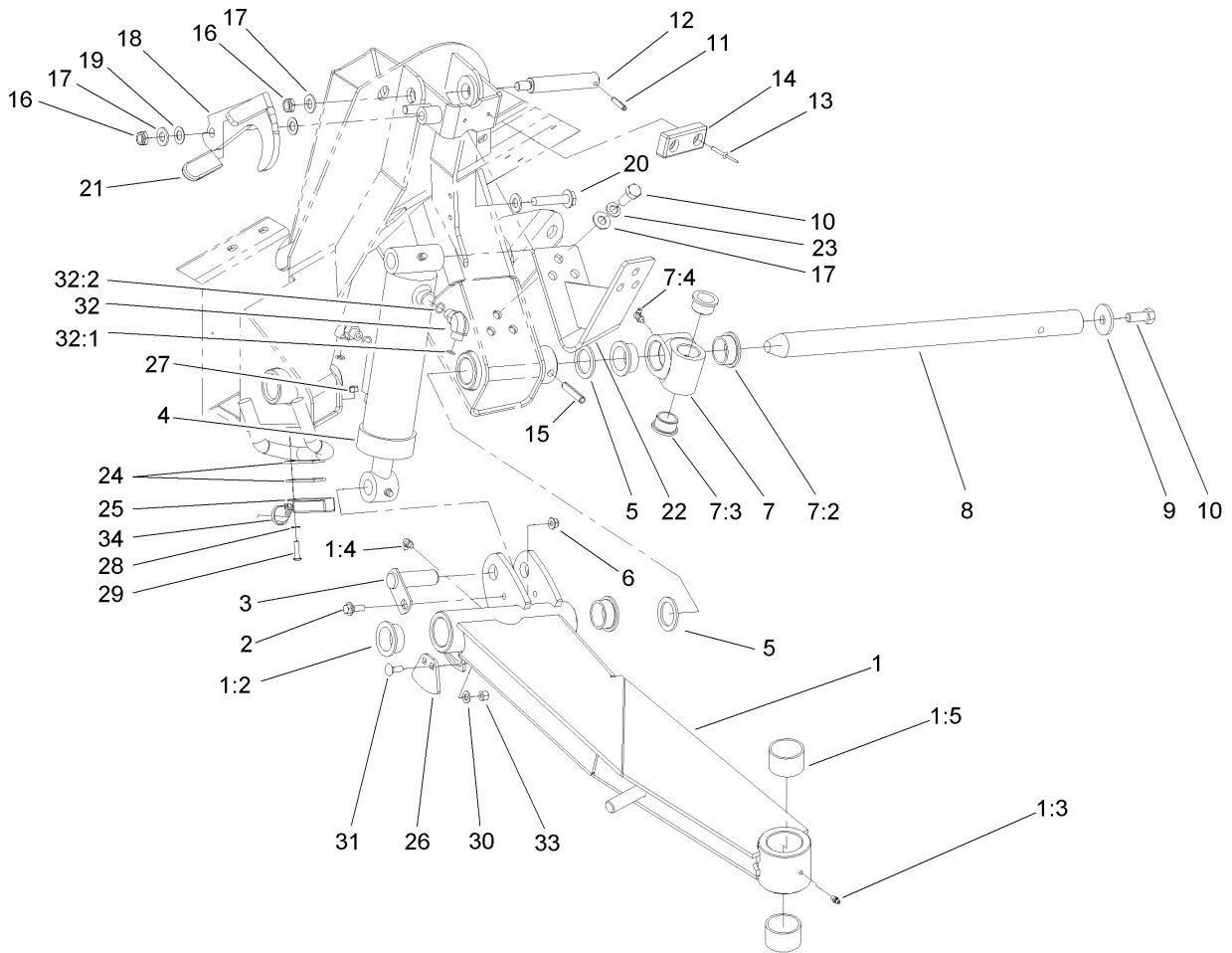
Center Lift Cylinder Assembly No. 107-4304

Ref	Part No.	Qty.	Description
1	107-0248	1	Seal Kit
②1:1		1	O-Ring
②1:2		1	Seal
②1:3		1	Back-Up
②1:4		1	Wiper
②1:5		1	O-Ring
②1:6		1	Seal W/Loader
②1:7		1	Wear Ring
②2		1	Head
②3		1	Rod ASM
②4		1	Piston
②5		1	Locknut



Gear Motor Assembly No. 99-5489

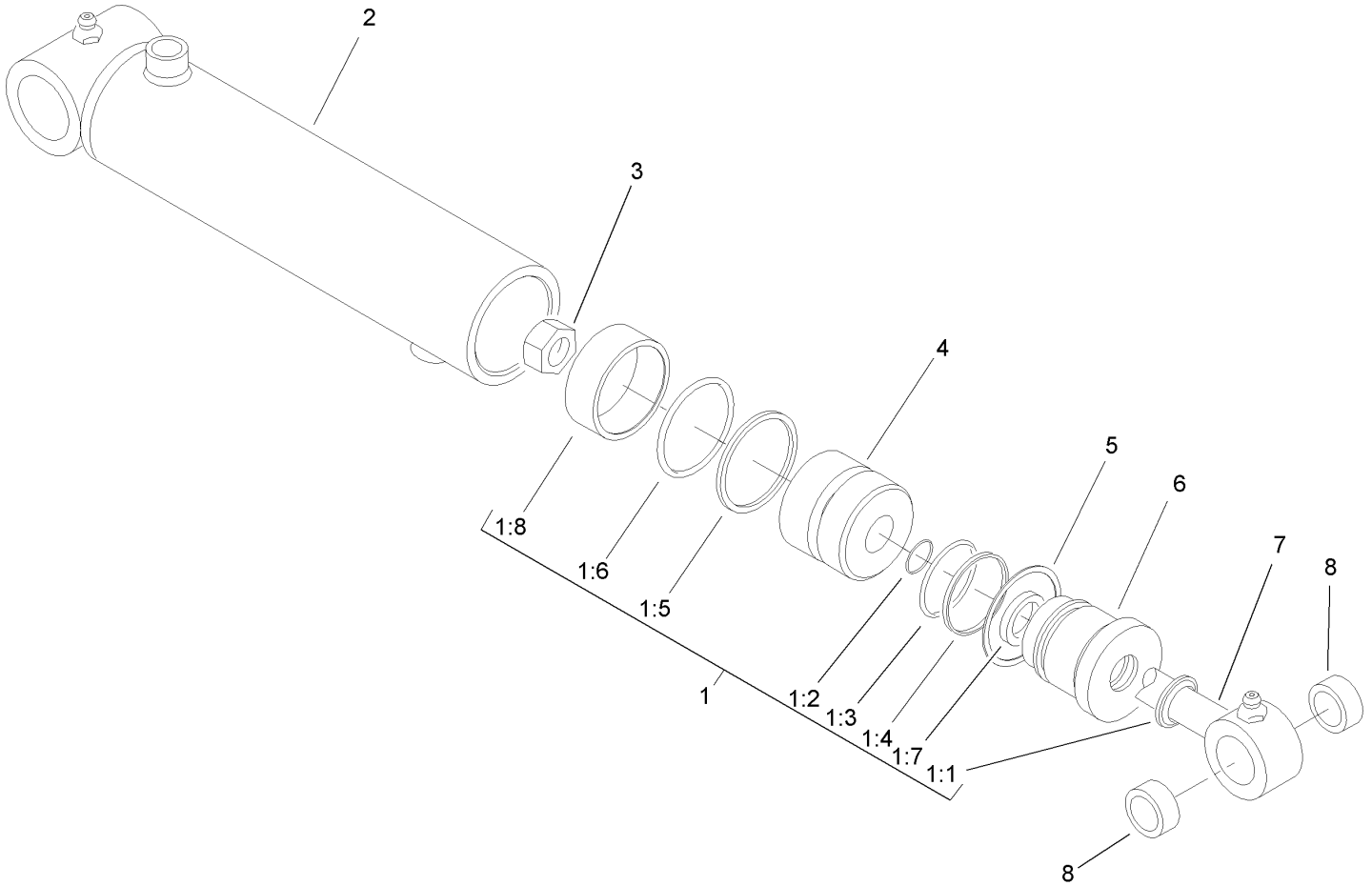
Ref	Part No.	Qty.	Description	
1	3257-3	1	Key-Woodruff	
2	3277-1	1	Nut-Hex	
3	104-4284	1	Seal Kit	
3:1		2	Anti-EXT Ring	
3:2		2	Seal	
3:3		2	O-Ring	
3:4		1	Seal-Lip, Shaft	
4	104-4283	1	Washer-Tab	



Side Deck Lift Arm, Cylinder and Latch Assembly

Ref	Part No.	Qty.	Description
1	100-8122	1	RH Lift Arm ASM
1	100-8123	1	LH Lift Arm ASM
1:2	69-6470	2	Bushing-Caster
1:3	302-5	1	Fitting-Grease
1:4	302-60	1	Fitting-Grease, 90 DEG
1:5	104-8341	2	Bushing-Straight
2	27-0410	2	Screw-Shoulder
3	100-5674	2	Pin ASM
4	107-4303	2	Cylinder-Lift, Wing
5	256-304	4	Washer-Thrust
6	104-8300	2	Nut-Flange, NI
7	100-8115	2	Pivot Hub ASM
7:2	104-3517	2	Bushing-Flange
7:3	256-132	2	Bushing-Flange
7:4	302-60	1	Fitting-Grease, 90 DEG
8	100-5582	2	Shaft-Pivot, Lift Arm
9	106-2008	2	Washer-Thrust
10	325-5	8	Screw-HH
11	32121-9	2	Pin-Roll, Slotted
12	104-3537	2	Pin-Cylinder
13	3269-11	4	Rivet
14	86-5350	2	Bumper-Rubber
15	32121-110	2	Pin-Roll, Slotted
16	3296-45	4	Nut-Lock, NI

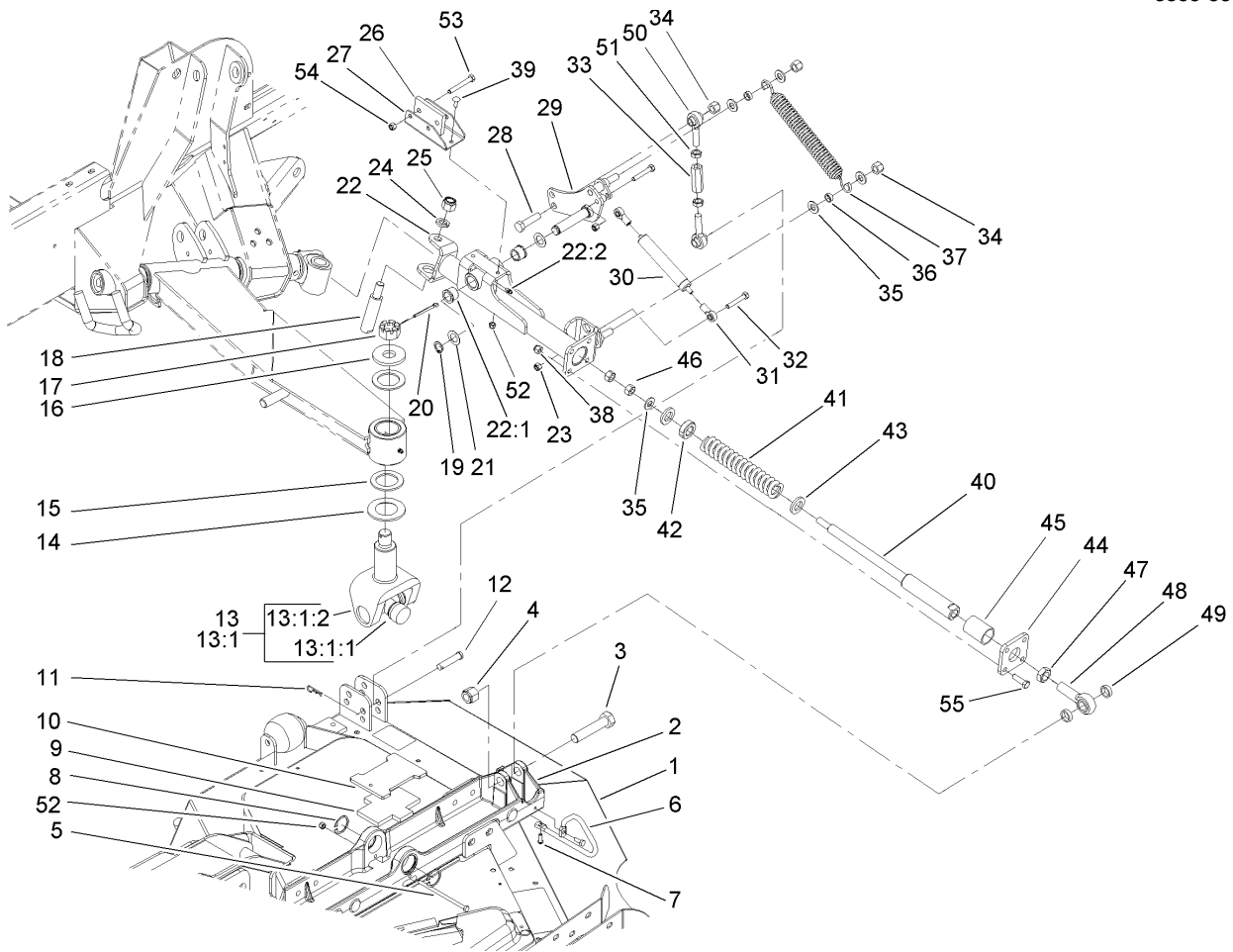
Ref	Part No.	Qty.	Description
17	3256-26	8	Washer-Flat
18	104-3557-03	1	Latch-LH
18	104-3556-03	1	Latch-RH
19	104-3577	4	Washer
20	3234-46	2	Screw-HHF
21	48-7081	2	Grip-Plastic
22	104-8330-03	2	Cam Bracket ASM
23	3253-7	6	Washer-Lock
24	104-3595	4	Spacer-Switch
25	104-0758	2	Sensor-Ferrous
26	105-0792	2	Plate-Sensing
27	3296-42	4	Nut-Lock, NI
28	3256-60	4	Washer-Flat
29	3274-65	4	Screw-HSBH
30	3256-23	4	Washer-Flat
31	3230-16	4	Screw-CARR
32	340-77	4	Fitting-HYD, 90 DEG
32:1	237-22	1	O-Ring
32:2	237-42	1	O-Ring
33	3296-29	4	Nut-Lock, NI
34	3290-379	1	Tie-Cable



Wing Lift Cylinder Assembly No. 107-4303

Ref	Part No.	Qty.	Description
1	107-0249	1	Seal Kit
1:1		1	Wiper
1:2		1	O-Ring
1:3		1	O-Ring
1:4		1	Back-Up
1:5		1	Seal
1:6		1	O-Ring
1:7		1	Seal
1:8		1	Wear Ring
2		1	Barrel ASM
3		1	Locknut
4		1	Piston
5		1	Ring-Retaining
6		1	Head
7		1	Rod ASM
8	104-4281	2	Bushing

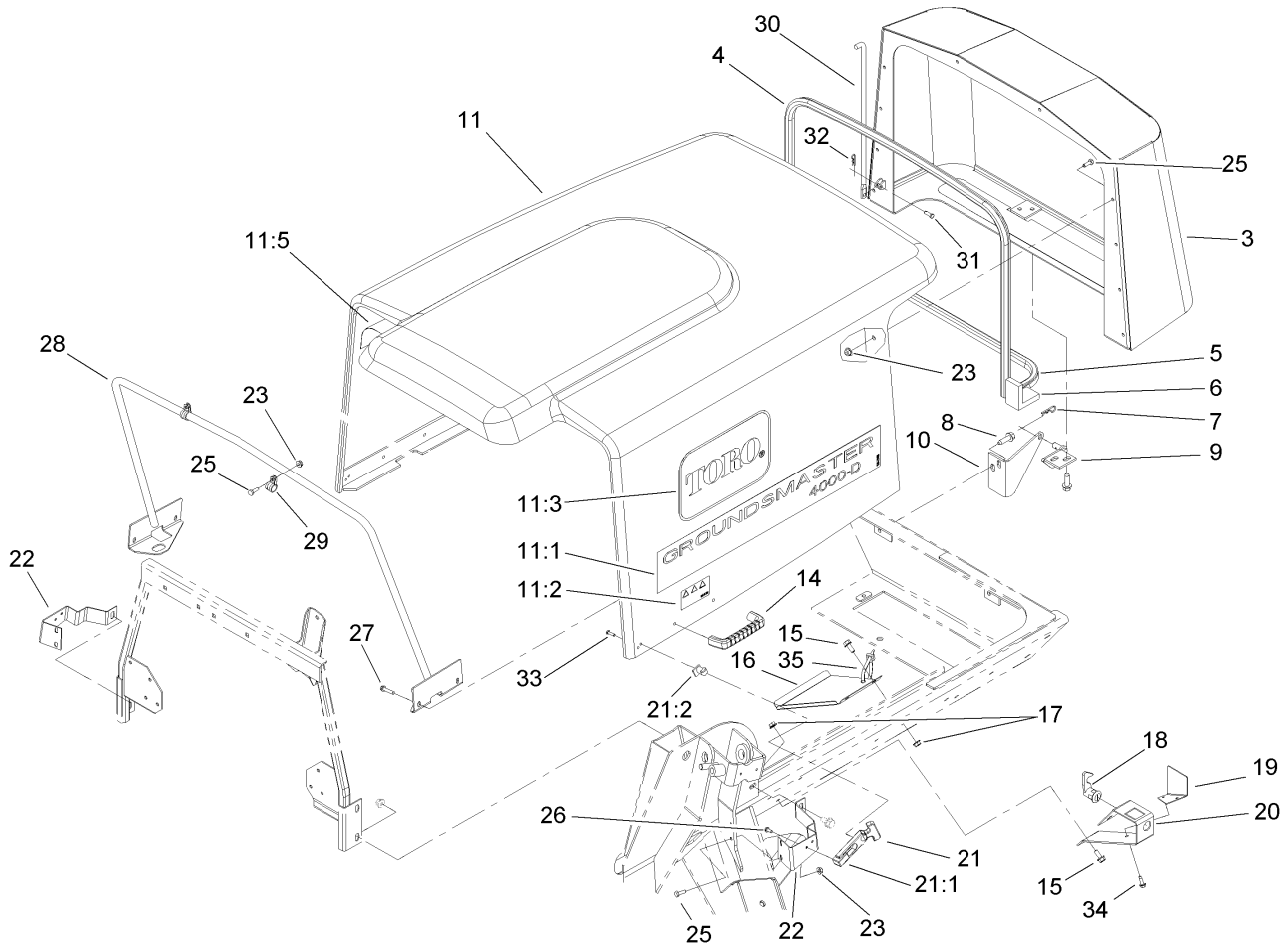
--	--	--	--



Side Deck Lift Arm and Damper Assembly

Ref	Part No.	Qty.	Description
1	99-5402	1	RH Side Deck ASM
1	99-5403	1	LH Side Deck ASM
2	107-4349-03	1	Mount-Deck, LH
2	107-4348-03	1	Mount-Deck, RH
3	328-5	2	Screw-HH
4	3296-51	2	Nut-Lock, NI
5	321-47	2	Screw-HH
6	108-1529	2	Support-Hose
7	3274-69	4	Screw-HSBH
8	32120-42	4	Ring-Retaining
9	104-8348	2	Plate-Rubber
10	108-1528-03	2	Plate
11	3290-467	2	Pin-Hair
12	92-2739	2	Pin-Clevis
13	104-0705-03	2	Yoke-Joint
13:1		1	Yoke-Joint
13:1:1	104-4299	1	Cross And Bearing Kit
13:1:2		1	Yoke
14	104-0720	2	Spacer
15	104-0721	4	Washer-Thrust
16	104-0719	2	Washer-Hardened
17	32136-11	2	Nut-Hex, Slot
18	104-2281	2	Shaft-Pivot
19	32120-93	2	Ring-Retaining, EXT

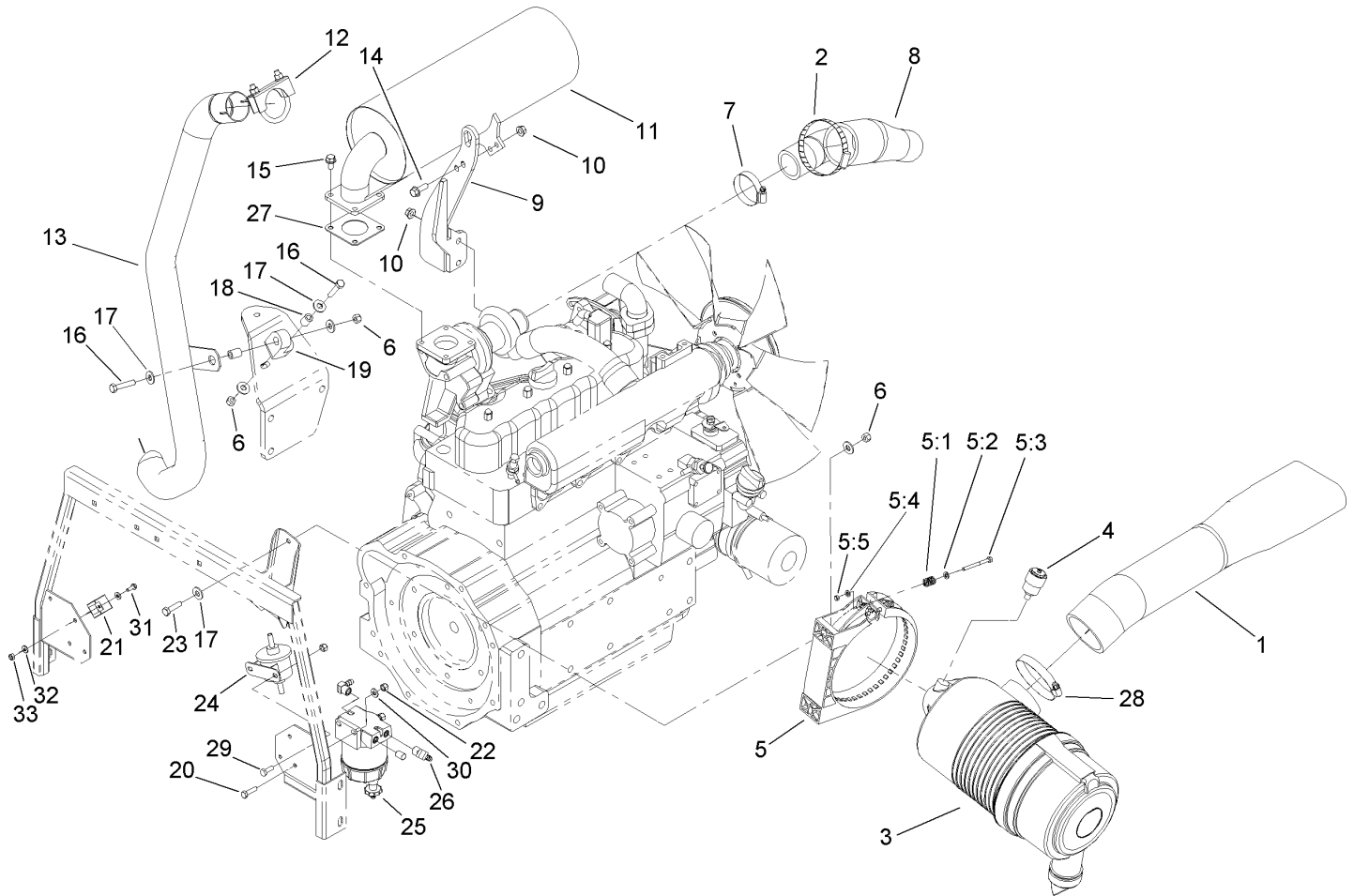
Ref	Part No.	Qty.	Description
20	3272-25	2	Pin-Cotter
21	3-6498	4	Washer-Thrust
22	108-1473	1	LH Rear Arm ASM
22	108-1471	1	RH Rear Arm ASM
22:1	256-113	2	Bushing-Flange
22:2	302-5	1	Fitting-Grease
23	3296-29	4	Nut-Lock, NI
24	3253-8	2	Washer-Lock
25	3296-53	2	Nut-Lock, NI
26	69-9290	10	Pad-Bumper
27	105-4556-03	2	Bracket-Bumper
28	325-8	2	Screw-HH
29	108-1475-03	1	RH Bell Crank ASM
29	108-1476-03	1	LH Bell Crank ASM
30	105-3249	2	Damper
31	104-8331	4	End-Rod, Spherical
32	322-10	4	Screw-HH
33	105-2809	2	Tube-Link
34	3296-23	6	Nut-Lock, NI
35	3256-26	10	Washer-Flat
36	104-7521	4	Bushing
37	104-7520	2	Spring-Damper
38	3296-39	8	Nut-Lock, NI
39	3229-25	4	Screw-CARR



Hood and Screen Assembly

Ref	Part No.	Qty.	Description
3	100-5506-03	1	Screen ASM
4	104-2225	1	Seal-Bulb
5	104-3590	1	Seal-Bulb
6	104-3580	2	Seal-Corner, Screen
7	3290-467	2	Pin-Hair
8	32144-109	8	Screw
9	104-3589	2	Screen Pivot ASM
10	104-3588-03	2	Pivot-Screen
11	104-8338	1	Hood ASM
11:1	106-2045	2	Decal-Hood
11:2	106-6754	1	Decal-Danger
11:3	66-1210	2	Decal
11:5	106-6776	1	Foil Tape Kit
14	65-5100	2	Handle-Door
15	3234-5	4	Screw-HHF
16	104-3560-03	1	Deflector-Filter, Oil
17	32128-20	4	Nut-HF
18	98-5398	1	Latch
19	105-4531	1	Cover-Latch
20	104-3591-03	1	Bracket-Latch, Hood
21	94-5626	2	Latch-Draw, Flexible
21:1	103-4080	1	Latch-Rubber
21:2	103-4081	1	Latch-Keeper
22	104-2253-03	1	Bracket-Latch, LH

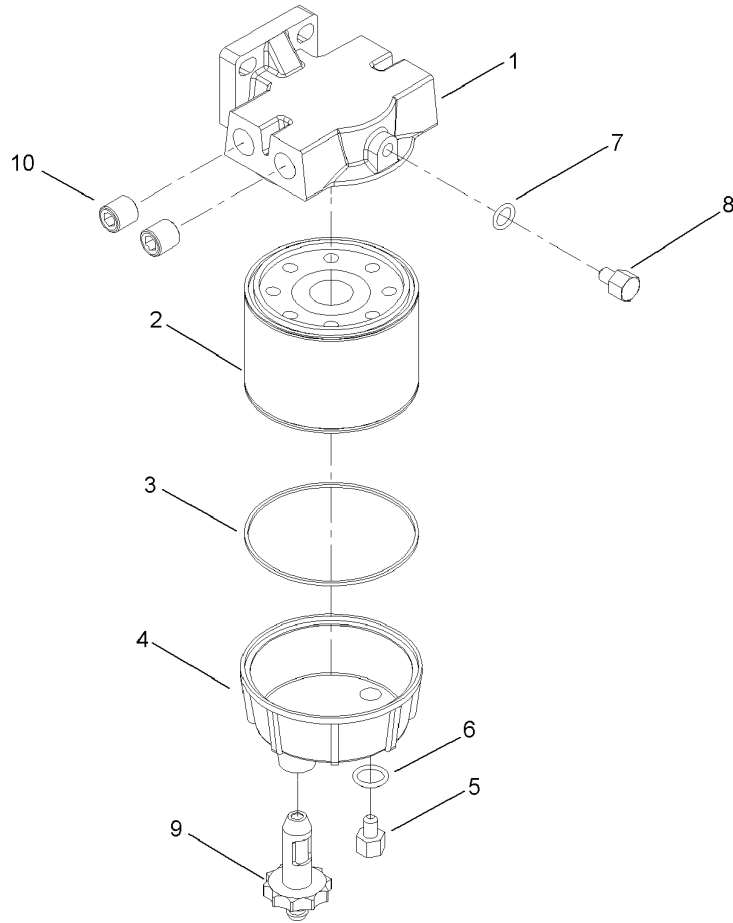
Ref	Part No.	Qty.	Description
22	104-2255-03	1	Bracket-Latch, RH
23	32128-33	16	Nut-HF
25	321-4	16	Screw-HH
26	32144-1	4	Screw-Taptite
27	46-8092	4	Screw-Plastite
28	104-3505-03	1	Hood Support ASM
29	2412-134	2	R-Clamp
30	104-8313	1	Rod-Hood
31	283-67	1	Pin-Clevis
32	3290-307	1	Pin-Hair
33	32104-4	2	Screw
34	32104-95	2	Screw-HWH
35	3290-378	1	Tie-Cable



Air Cleaner and Muffler Assembly

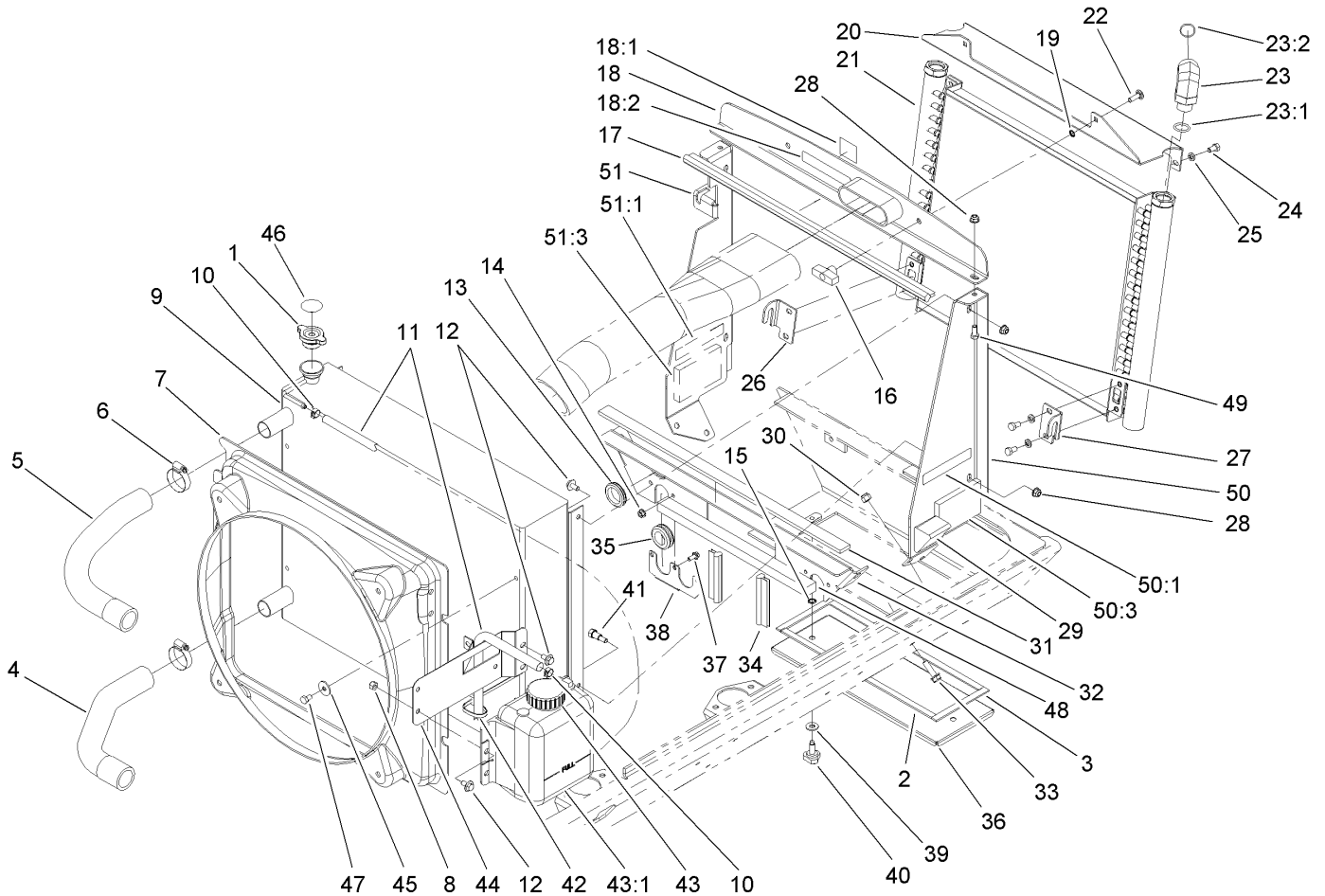
Ref	Part No.	Qty.	Description
1	100-5550	1	Hose-Cleaner, Air
2	2412-110	1	Clamp-Hose
3	99-5410	1	Cleaner-Air
4	104-3563	1	Indicator
4:1	94-1416	1	Indicator Adapter ASM
5	99-5414	1	Strap-Cleaner, Air
5:1	108-1512	2	Spring
5:2	3256-22	2	Washer-Flat
5:3	33113-050	2	Screw-HH
5:4	33093-00	2	Washer-Flat
5:5	33023-00	2	Nut-Lock
6	3296-29	4	Nut-Lock, NI
7	2412-92	1	Clamp-Hose
8	99-5415	1	Hose-Cleaner, Air
9	99-5421-03	1	Bracket-Mounting
10	33004-00	4	Nut-HF
11	99-5424	1	Muffler-Turbo
12	18-2130	1	Clamp
13	100-5610	1	Pipe-Exhaust
14	33104-025	2	Screw-HHF
15	33104-016	4	Screw-HHF
16	322-9	2	Screw-HH
17	3256-3	8	Washer-Flat
18	93-5023	2	Spacer

Ref	Part No.	Qty.	Description
19	95-5622	1	Hanger-Rubber
20	321-6	2	Screw-HH
21	99-7435	1	Relay-Power
22	3296-42	4	Nut-Lock, NI
23	322-6	2	Screw-HH
24	107-0122	1	Pump-Fuel, Electric
25	98-9305	1	Water / Fuel Filter ASM
26	353-781	2	Fitting-Elbow
27	100-9333	1	Gasket-Muffler
28	2412-125	1	Clamp-Hose
29	321-4	2	Screw-HH
30	3256-22	2	Washer-Flat
31	32105-2	1	Screw-SHWH
32	3256-14	2	Washer-Flat
33	3296-2	1	Nut-Lock



Water and Fuel Filter Assembly No. 98-9305

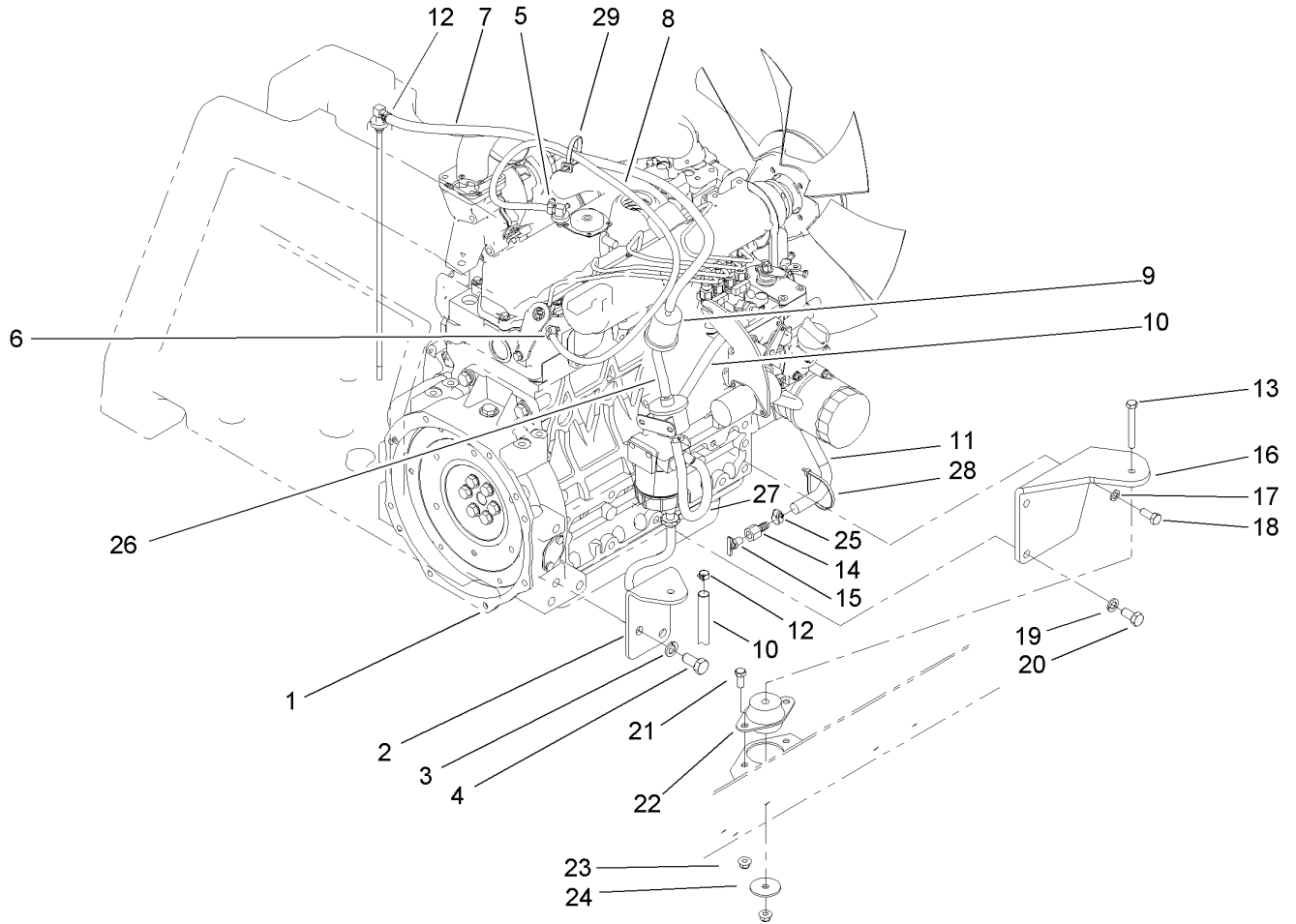
Ref	Part No.	Qty.	Description
1	98-9772	1	Head-Filter
2	98-9764	1	Element
3	98-9774	1	O-Ring
4	98-9775	1	Base-Filter
5	98-9773	1	Plug-Base, Filter
6	237-42	1	O-Ring
7	237-78	1	O-Ring
8	98-9776	1	Plug-Head, Filter
9	98-9777	1	Drain Valve ASM
10	285-22	2	Plug-Pipe



Radiator, Oil Cooler and Support Assembly

Ref	Part No.	Qty.	Description
1	93-5957	1	Cap-Radiator
2	105-0777	2	Strip-Foam
3	105-0778	2	Strip-Foam
4	100-5546	1	Hose-Radiator, Lower
5	100-5547	1	Hose-Radiator
6	2412-111	4	Clamp
7	99-5428	1	Shroud-Radiator
8	3296-29	3	Nut-Lock, NI
9	107-0244	1	Radiator
10	92-2379	3	Clamp-Hose
11	110-3258	2	Hose-Fuel
12	3234-7	8	Screw-HHF
13	240-3	1	Grommet-Rubber
14	32128-33	4	Nut-HF
15	32151-72	2	Ring-Retaining
16	98-7134	2	Knob-Handle
17	104-2223	1	Seal-Bulb
18	107-4313	1	Radiator Top Support ASM
18:1	93-7275	1	Decal-Fluid, Starting
18:2	93-7272	1	Decal-Warning
19	104-8310	2	Ring-Retaining
20	110-6165-03	1	Bracket-Oil Cooler
21	110-0485	1	Cooler-Oil
22	3230-22	2	Screw-CARR

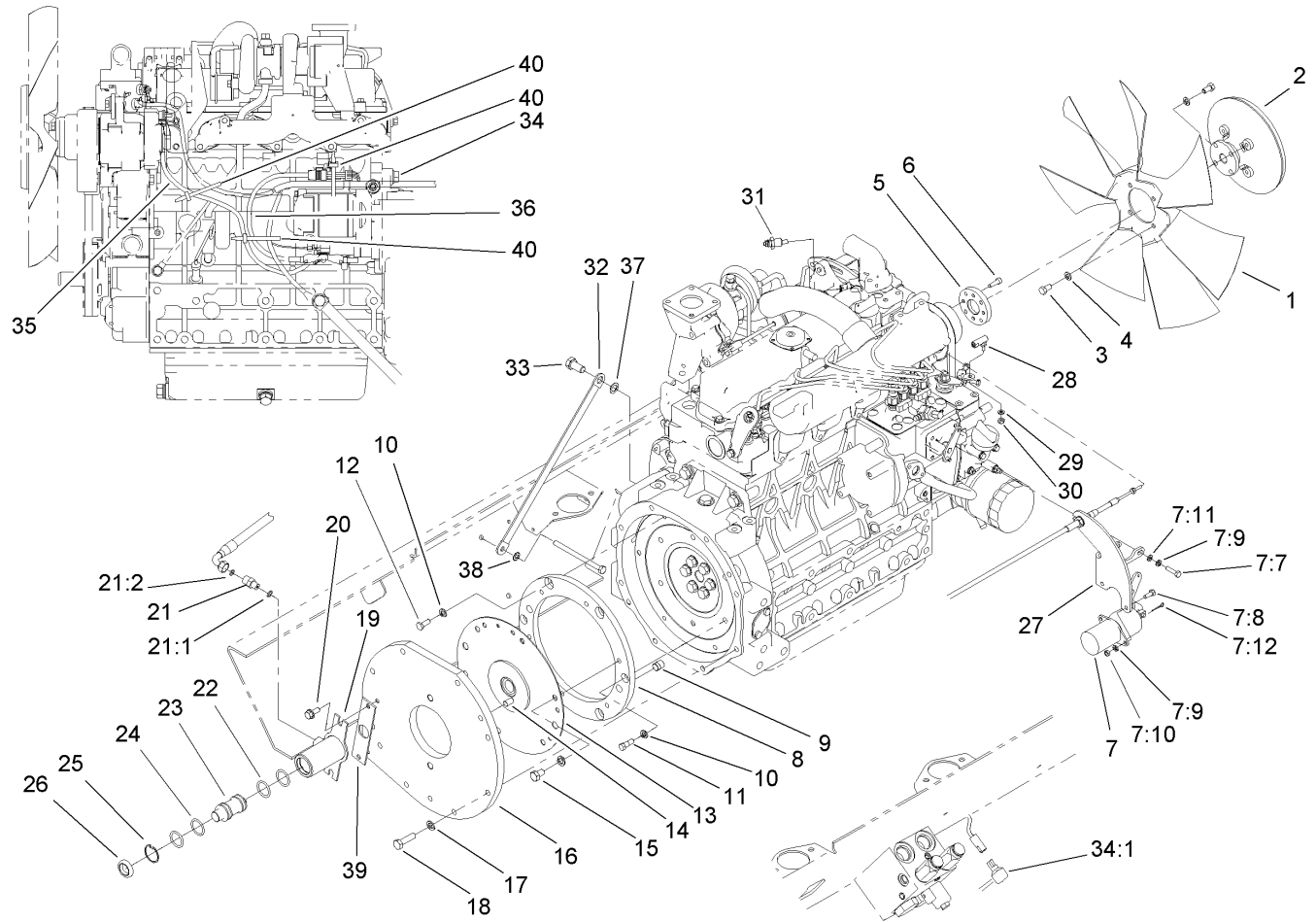
Ref	Part No.	Qty.	Description
23	104-3796	2	Fitting-HYD, 90 DEG
23:1	237-81	1	O-Ring
23:2	340-65	1	O-Ring
24	322-2	6	Screw-HH
25	3253-4	6	Washer-Lock
26	110-6163-03	1	Bracket-Cooler, RH
27	110-6164-03	1	Bracket-Cooler, LH
28	104-8300	6	Nut-Flange, NI
29	93-5954	2	Foam-Plug
30	3296-39	6	Nut-Lock, NI
31	104-2226	1	Strip-Foam
32	107-0200-03	1	Bracket-Base
33	3234-24	6	Screw-HHF
34	104-2224	2	Seal-Bulb
35	237-165	2	Grommet
36	104-2287-03	1	Cover-Frame
37	3234-33	4	Screw-HHF
38	106-6773-03	2	Plate
39	3256-3	2	Washer-Flat
40	95-9648	2	Knob
41	28-0540	2	Bolt-Shoulder
42	3290-378	1	Tie-Cable
43	104-2276	1	Reservoir-Coolant
43:1	87-7050	1	Cap-Reservoir



Engine Mount and Fuel Line Assembly

Ref	Part No.	Qty.	Description
1	107-4302	1	Engine-Turbo, Kubota
2	100-3148-03	1	Mount-Engine, RH
2	100-3147-03	1	Mount-Engine, LH
3	43-5950	4	Washer-Lock, Spring
4	43-3210	4	Screw-HH
5	2412-108	1	Clamp-Worm
6	2412-80	1	Clamp-Line, Fuel
7	110-3257	1	Hose-Fuel
8	110-3254	1	Hose-Fuel
9	98-7612	1	Filter-Fuel
10	106-1126	2	Hose-Fuel
11	99-7376	1	Hose-Breather
12	92-2379	9	Clamp-Hose
13	323-14	4	Screw-HH
14	354-94	1	Fitting-Female, Barbed
15	93-5528	1	Fitting-Cock, Drain
16	106-2048-03	1	Mount-Engine, RH
16	106-2049-03	1	Mount-Engine, LH
17	48-9590	1	Washer-Lock
18	43-0090	1	Screw-HH
19	48-8070	5	Washer-Lock
20	42-9250	5	Bolt
21	323-5	8	Screw-HH
22	53-9682	4	Support-Engine, Rubber

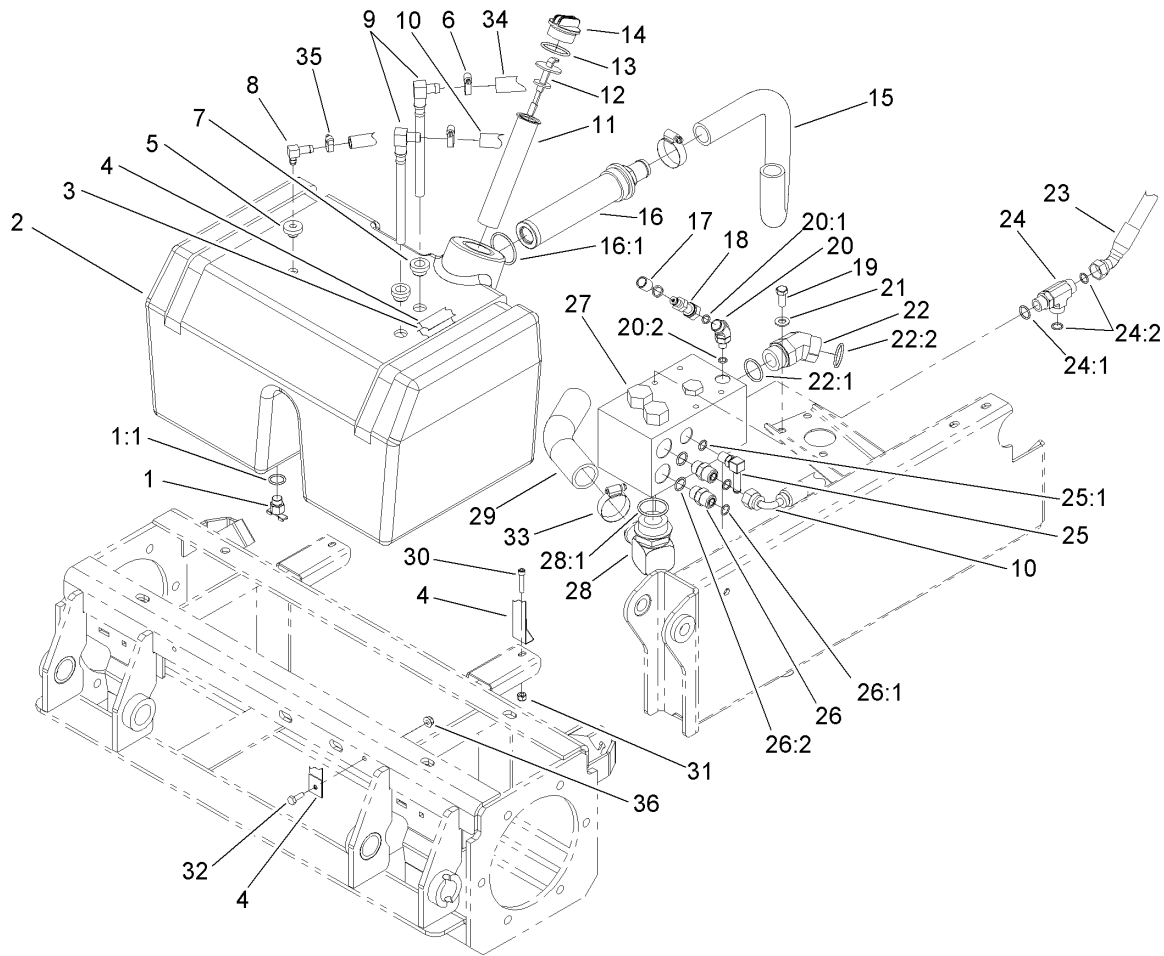
Ref	Part No.	Qty.	Description
23	104-8301	12	Nut-Flange, NI
24	63-7400	4	Washer-Rebound
25	2412-108	2	Clamp-Worm
26	110-3256	1	Hose-Fuel
27	109-0274	1	Hose-Fuel
28	3290-379	1	Tie-Cable
29	3290-378	1	Tie-Cable



Fan Drive and Flywheel Assembly

Ref	Part No.	Qty.	Description
1	105-0750	1	Fan
2	104-2212	1	Clutch-Fan
3	322-2	8	Screw-HH
4	3253-4	8	Washer-Lock
5	100-3066	1	Adapter-Fan
6	52-6290	4	Screw-HSH
7	98-3817	1	Solenoid Kit
7:7	33113-025	3	Screw-HH
7:8	33113-016	2	Screw-HH
7:9	48-8020	5	Washer-Spring
7:10	33013-00	2	Nut-Hex
7:11	33093-00	3	Washer-Flat
7:12	3272-2	1	Pin-Cotter
8	100-5633	1	Spacer-Coupling
9	58-3590	2	Dowel
10	42-9850	6	Washer-Lock, Spring
11	100-5634	2	Bolt-Shoulder
12	33114-020	4	Screw-HH
13	92-1753	1	Coupling-Spring
14	98-1212	2	Pin-Plate, Pump
15	70-8470	6	Screw-HH
16	108-1544-03	1	Plate-Adapter
17	48-9590	14	Washer-Lock
18	56-2140	8	Bolt

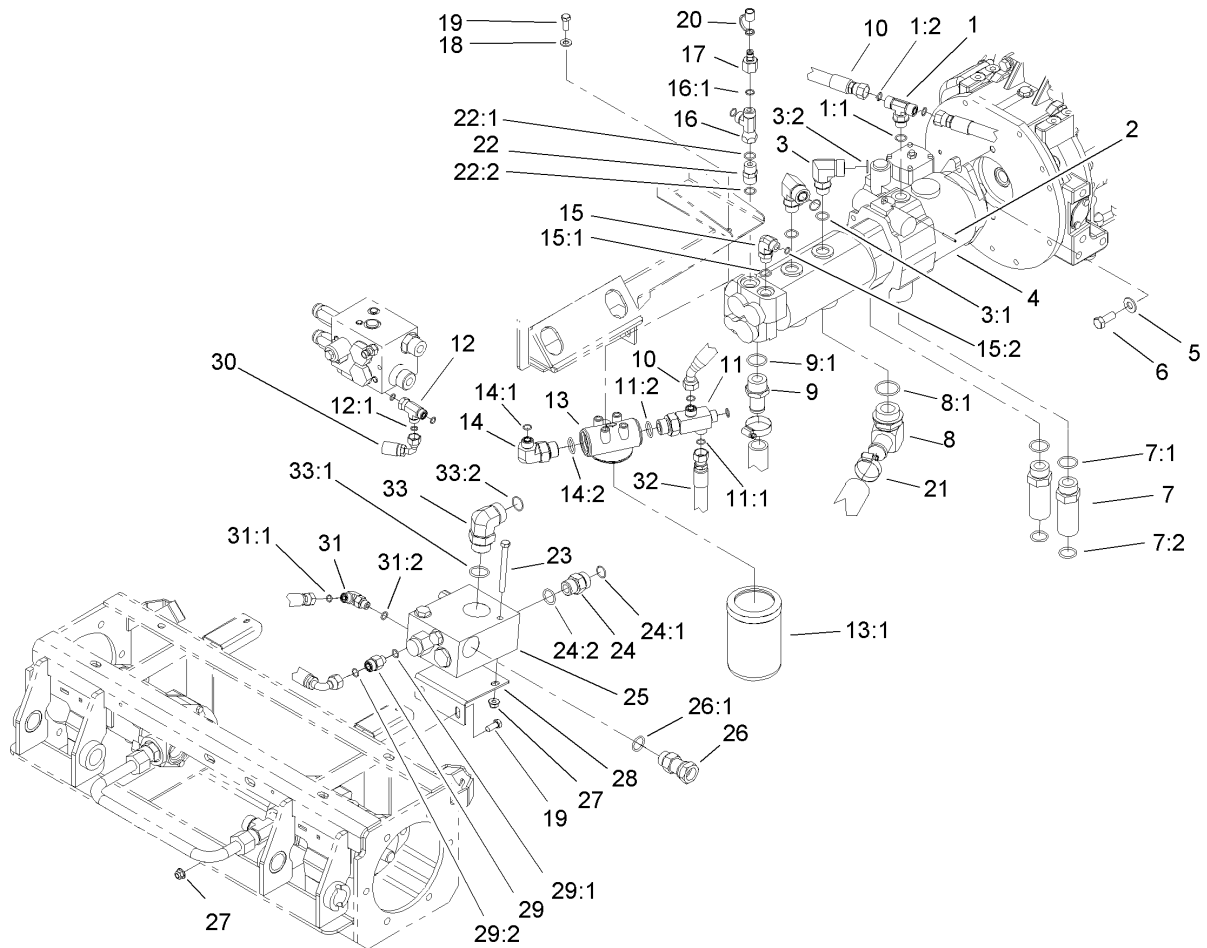
Ref	Part No.	Qty.	Description
19	104-2291	1	Cylinder ASM
20	3234-5	2	Screw-HHF
21	340-92	1	Fitting-HYD, Straight
21:1	237-78	1	O-Ring
21:2	237-21	1	O-Ring
22	237-185	2	O-Ring
23	104-2295	1	Piston-Cylinder
24	104-2296	2	Ring-Back Up
25	32151-51	1	Ring-Retaining
26	104-8304	1	Seal-Grease
27	104-7540-03	1	Support-Cable
28	2411-38	1	Joint-Ball
29	3256-51	1	Washer-Flat
30	3296-21	1	Nut-Lock, NI
31	98-9346	1	Sender-Temperature
32	18-2770	1	Cable-Ground
33	42-9250	1	Bolt
34	105-7475	1	Harness-Wire, Rear
34:1	100-4918	3	Diode
35	100-5552	1	Harness-Wire
36	99-3441	1	Harness-Wire, Fusible Link
37	3255-2	1	Washer-Lock / EXT
38	3255-8	1	Washer-Lock
39	105-3238-03	2	Plate-Shim



Hydraulic Reservoir and Filter Assembly

Ref	Part No.	Qty.	Description
1	104-8334	1	Petcock
1:1	237-42	1	O-Ring
2	104-0703	1	Reservoir-HYD
3	93-5273	2	Strap-Felt
4	104-0794	2	Strap
5	46-6560	1	Bushing
6	2412-36	2	Clamp-Hose
7	104-0790	2	Bushing
8	46-6550	1	Fitting-Elbow, 90 DEG
9	104-0791	2	Pipe-Stand
10	100-5522	1	Hose ASM
11	61-2790	1	Filter-Screen
12	105-2812	1	Dipstick ASM
13	94-8166	1	O-Ring
14	93-7498	1	Plug-Plastic
15	100-5528	1	Hose-Suction
16	104-7546	1	Strainer-Tank
16:1	340-136	1	O-Ring
17	354-79	1	Cap-Dust
18	86-5480	1	Nipple-Test
19	323-5	3	Screw-HH
20	340-54	1	Elbow-45 DEG
20:1	237-22	1	O-Ring
20:2	237-78	1	O-Ring

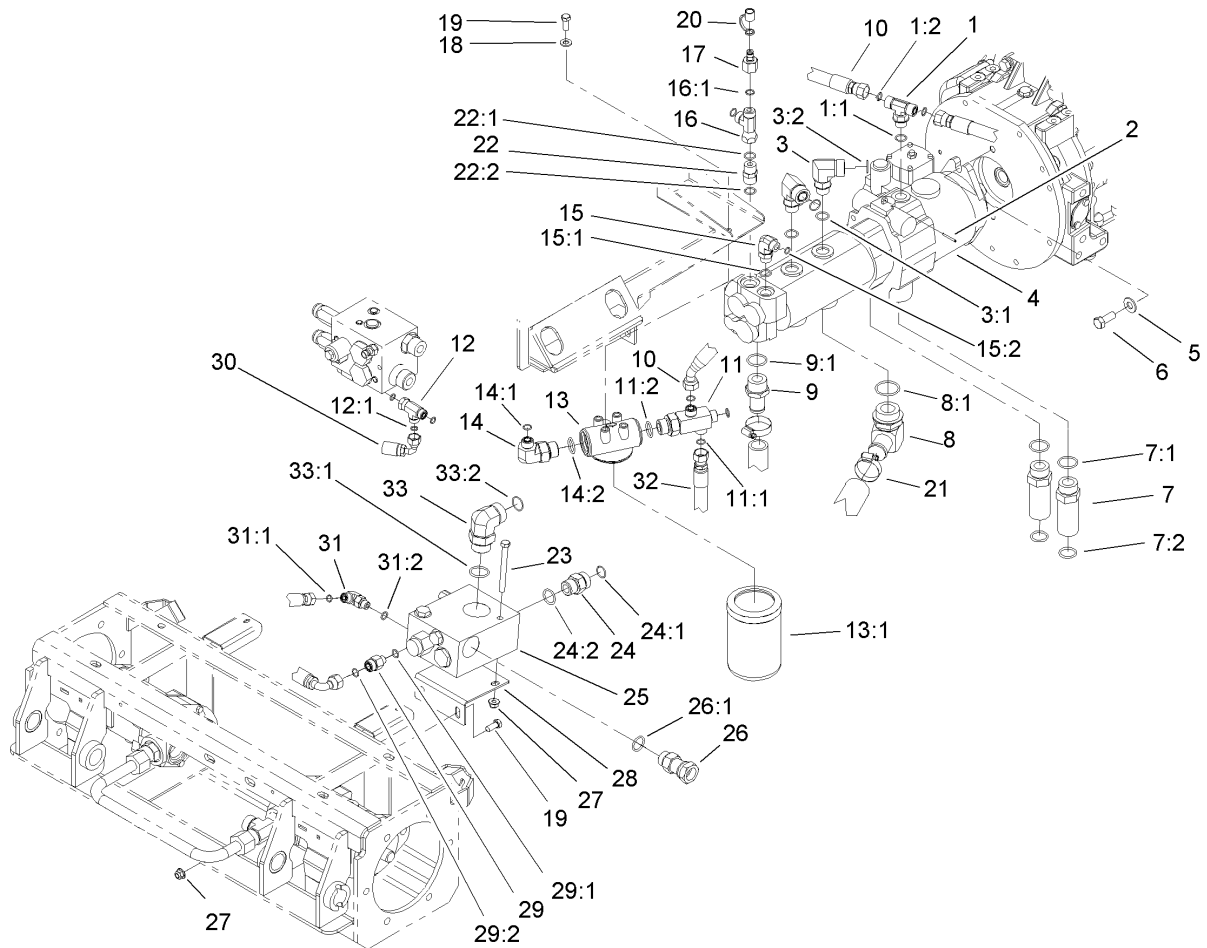
Ref	Part No.	Qty.	Description
21	3256-24	3	Washer-Flat
22	104-3509	1	Fitting-HYD, 45 DEG
22:1	237-146	1	O-Ring
22:2	340-65	1	O-Ring
23	100-5521	1	Hose ASM
24	340-109	1	Fitting-HYD, Tee
24:1	237-79	1	O-Ring
24:2	237-30	2	O-Ring
25	100-4887	1	Fitting-Barb
25:1	237-42	1	O-Ring
26	340-4	2	Fitting-HYD, Straight
26:1	237-30	1	O-Ring
26:2	237-79	1	O-Ring
27	100-5558	1	Manifold-Filter
28	92-7526	1	Fitting-HYD, 90 DEG
28:1	237-101	1	O-Ring
29	104-0728	1	Hose-Filter
30	3274-51	2	Screw-HSH
31	3296-42	2	Nut-Lock, NI
32	321-4	2	Screw-HH
33	2412-111	2	Clamp
34	100-5592	1	Hose
35	2412-108	1	Clamp-Worm
36	32128-33	2	Nut-HF



Pump Installation and Filter Assembly

Ref	Part No.	Qty.	Description
1	340-157	1	Fitting-HYD, Tee
1:1	237-79	1	O-Ring
1:2	237-30	2	O-Ring
2	32121-77	1	Pin-Roll
3	340-16	2	Fitting-HYD, 90 DEG
3:1	237-80	1	O-Ring
3:2	237-58	1	O-Ring
4		1	Pump ASM
5	110-6147	2	Washer-Flat
6	3213-2	2	Screw-HH
7	100-5565	2	Fitting-HYD
7:1	237-146	1	O-Ring
7:2	340-65	1	O-Ring
8	92-7526	1	Fitting-HYD, 90 DEG
8:1	237-101	1	O-Ring
9	354-78	1	Connector-Hose
9:1	237-146	1	O-Ring
10	100-5521	1	Hose ASM
11	106-4318	1	Fitting
11:1	237-30	3	O-Ring
11:2	237-81	1	O-Ring
12	340-115	1	Fitting-Tee
12:1	237-22	2	O-Ring
13	93-2242	1	Oil Filter ASM

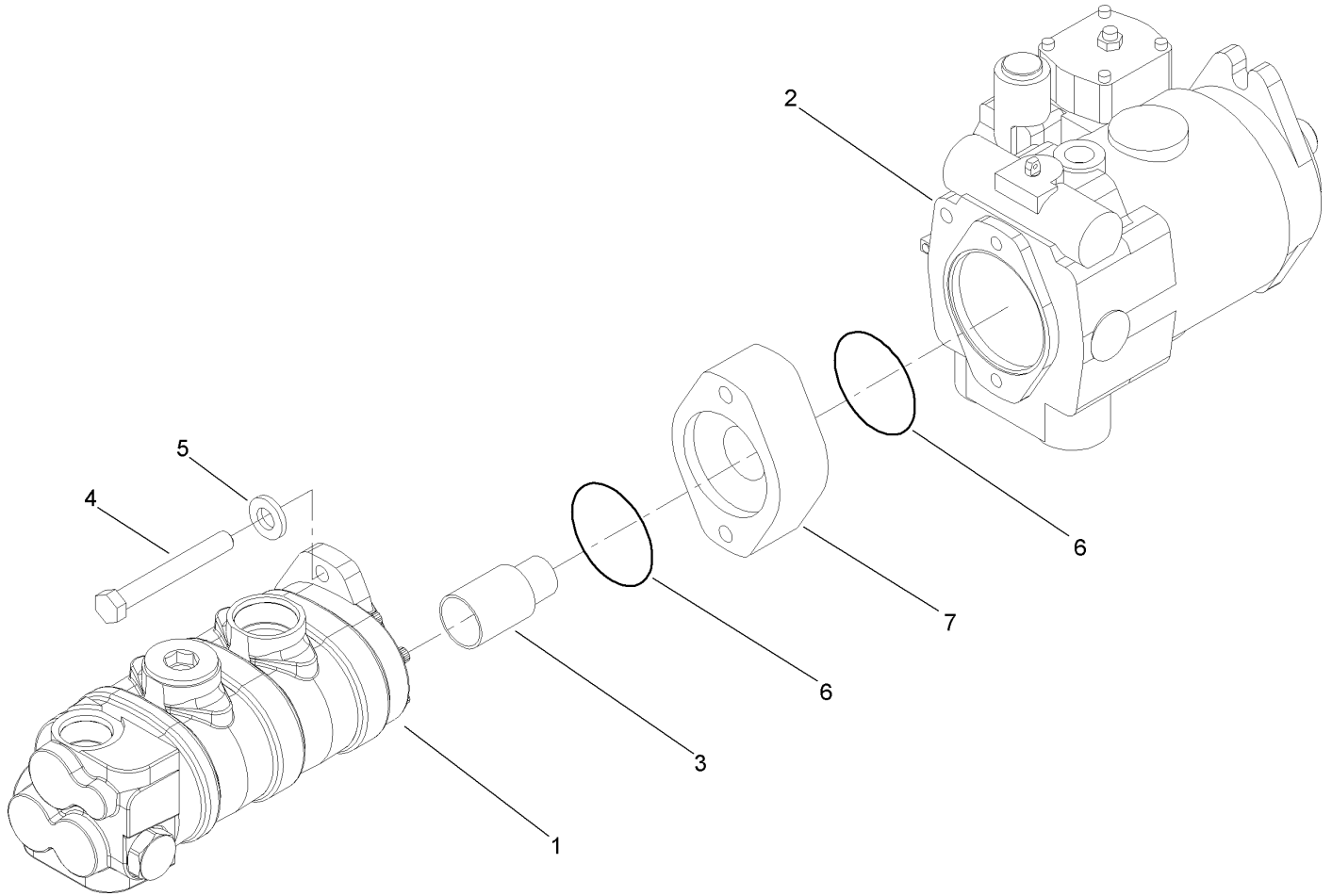
Ref	Part No.	Qty.	Description
13:1	75-1310	1	Element-Filter
14	340-131	1	Fitting-HYD, 90 DEG
14:1	237-30	1	O-Ring
14:2	237-81	1	O-Ring
15	340-18	1	Fitting-HYD, 90 DEG
15:1	237-79	1	O-Ring
15:2	237-22	1	O-Ring
16	340-104	1	Tee-Fitting
16:1	237-30	2	O-Ring
17	100-5616	1	Fitting-HYD
18	3256-24	2	Washer-Flat
19	323-5	4	Screw-HH
20	354-79	1	Cap-Dust
21	2412-111	2	Clamp
22	340-6	1	Fitting-HYD, Straight
22:1	237-30	1	O-Ring
22:2	237-80	1	O-Ring
23	323-42	1	Screw-HH
24	340-9	1	Fitting-HYD, Straight
24:1	237-58	1	O-Ring
24:2	237-81	1	O-Ring
25	105-4516	1	Manifold-Traction
26	106-2009	1	Fitting-HYD, Swivel
26:1	237-81	1	O-Ring



Pump Installation and Filter Assembly (continued)

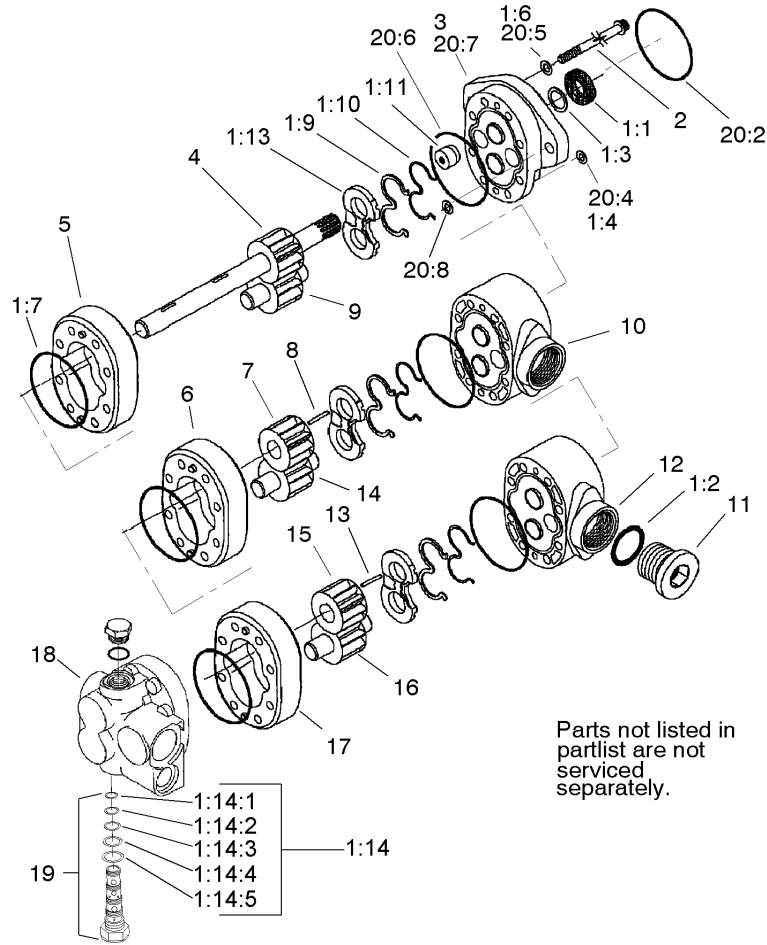
Ref	Part No.	Qty.	Description
27	104-8301	3	Nut-Flange, NI
28	105-3232-03	1	Bracket-Valve
29	340-2	1	Fitting-HYD, Straight
29:1	237-22	1	O-Ring
29:2	237-42	1	O-Ring
30	66-8490	1	HYD Hose ASM
31	340-77	1	Fitting-HYD, 90 DEG
31:1	237-22	1	O-Ring
31:2	237-42	1	O-Ring
32	110-6106	1	HYD Hose ASM
33	340-129	1	Fitting-HYD, 90 DEG
33:1	237-146	1	O-Ring
33:2	340-65	1	O-Ring

--	--	--	--



Pump Assembly

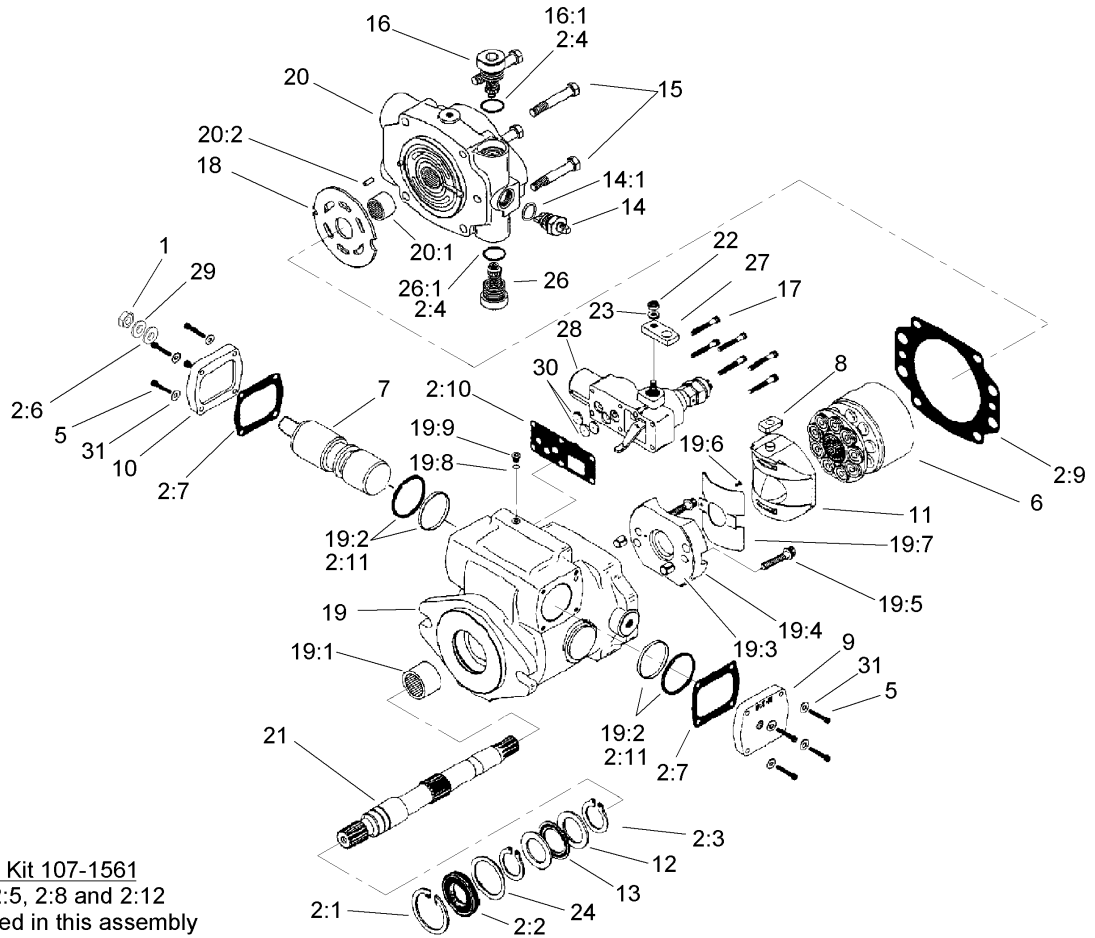
Ref	Part No.	Qty.	Description
1	108-1548	1	Gear Pump ASM
2	108-1547	1	Pump-Piston
3	74-9030	1	Coupler
4	323-32	2	Screw-HH
5	105-9762	2	Washer
6	60-3520	2	O-Ring
7	99-5510	1	Spacer



Gear Pump Assembly No. 108-1548

Ref	Part No.	Qty.	Description
1	108-1504	1	Seal Kit
1:1	49-2640	1	Seal-Shaft
21:2		1	Seal-Dust
21:3		1	Screw
21:4		4	Screw
121:5		1	Ring-Retaining
21:6		6	Crush Washer
21:7		6	O-Ring, Molded
121:8		6	Sealing Washer
21:9		3	Pressure Balance Seal
21:10		3	Back-Up Gasket
21:11		1	Plug
121:12		1	Thrust Plate
21:13		3	Wear Plate
1:14	108-1539	1	Cartridge Valve Seal Kit
21:14:1		1	Seal-Dust
21:14:2		1	Seal-Dust
21:14:3		1	Seal-Dust
21:14:4		1	Seal-Dust
21:14:5		1	Seal-Dust
2	105-2867	8	Capscrew
23		1	Front Plate ASM
24		1	Drive Gear ASM
25		1	Body

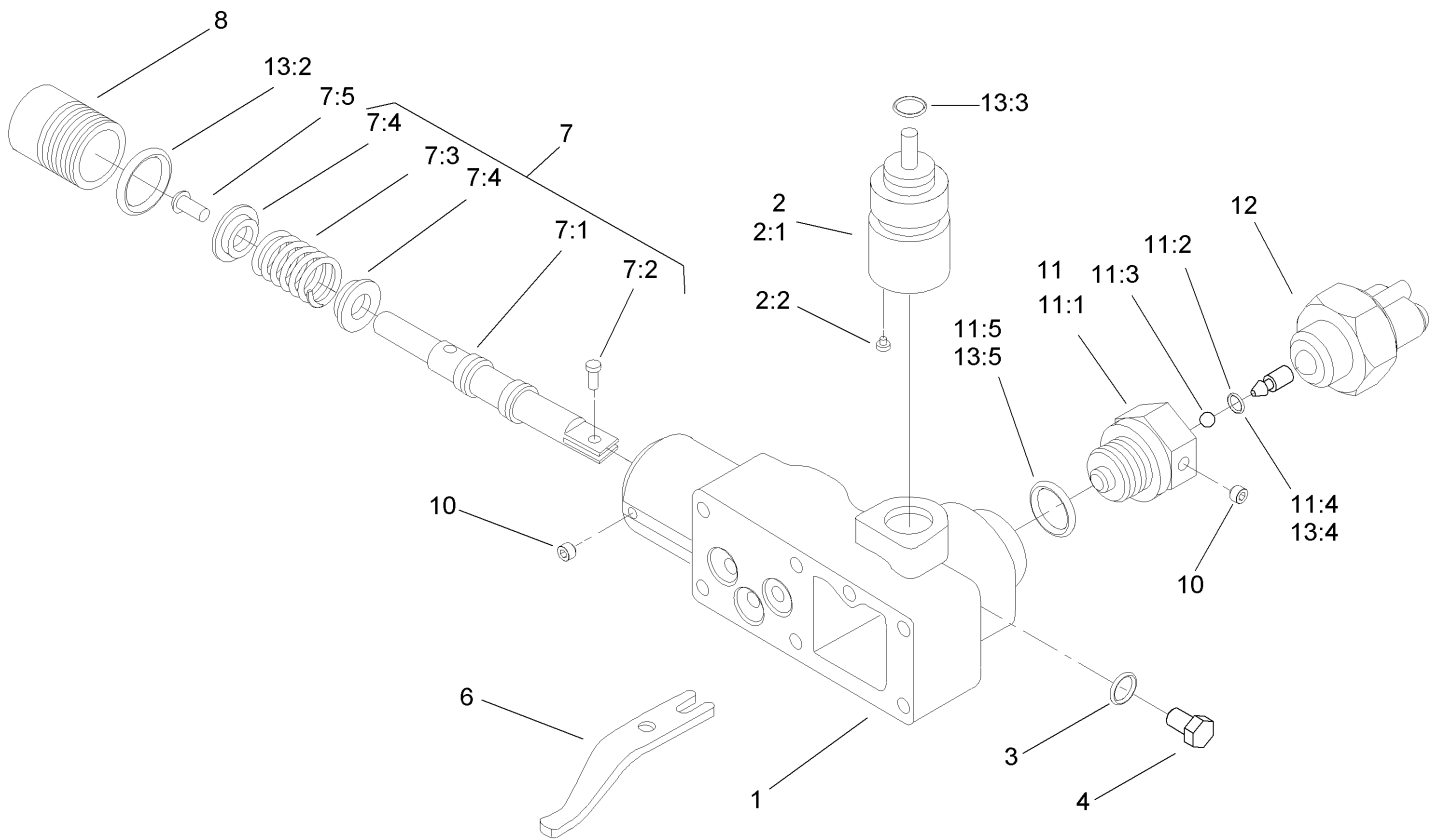
Ref	Part No.	Qty.	Description
26		1	Body
27		1	Gear
28		1	Key
29		1	Gear-Idler
210		1	Plate-Adaptor
11	94-3013	1	Plug
1211:1		1	Seal-Dust
212		1	Plate-Adaptor
213		1	Key
214		1	Gear-Idler
215		1	Gear
216		1	Gear-Idler
217		1	Body
218		1	Backplate ASM
19	107-1970	1	Valve-Proportional
20	107-4328	1	Front Plate Kit
220:2		1	Seal-Dust
220:4		4	Screw
220:5		4	Washer-Crush
220:6		1	Seal-Dust
220:7		1	Plate-Front
220:8		2	Screw



Piston Pump Assembly No. 108-1547

Ref	Part No.	Qty.	Description
1	3220-2	1	Nut-Jam
2	107-1561	1	Seal Kit
2:1	60-6260	1	Ring
2:2	105-3331	1	Seal-Shaft
2:3	76-7000	2	Ring-Retaining
2:4		2	O-Ring
2:5	93-6314	2	O-Ring
2:6	94-3027	1	Washer-Seal
2:7	93-6339	2	Gasket
2:8	105-2905	1	O-Ring
2:9	105-2900	1	Gasket-Housing
2:10	105-2901	1	Gasket-Housing, Control
2:11		2	Seal ASM
2:12	74-9380	1	O-Ring
5	3274-81	8	Screw-HSH
6	99-8701	1	Rotating Kit
7	105-4572	1	Servo Piston ASM
8	94-3032	1	Follower-Piston
9	94-3033	1	Plate-Cover
10	105-9853	1	Plate-Cover
11	94-3026	1	Camplate ASM
12	76-6950	2	Race-Thrust
13	76-6960	1	Bearing-Thrust
14	105-2864	1	Valve-Bypass

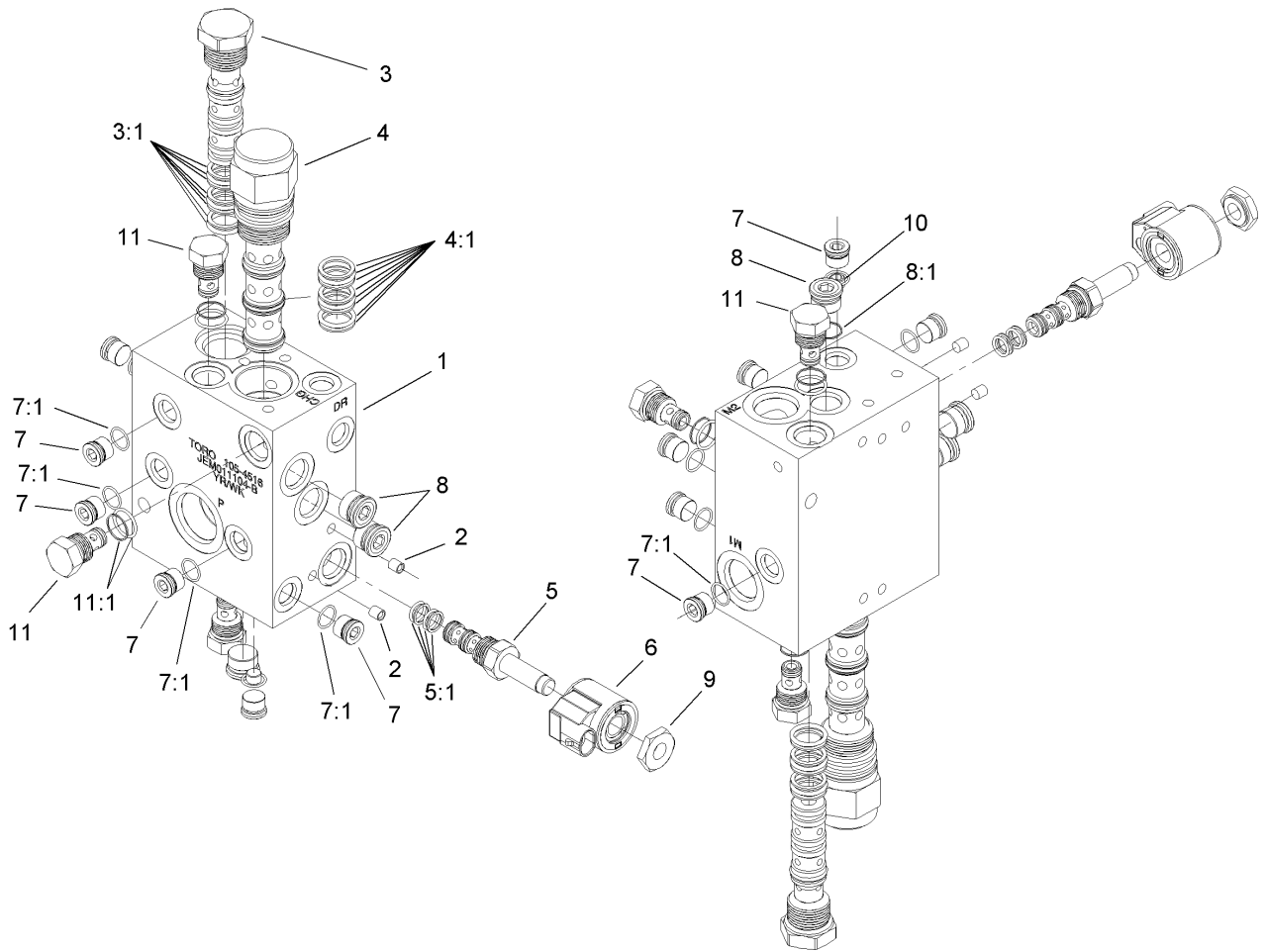
Ref	Part No.	Qty.	Description
14:1		1	O-Ring
15	323-45	4	Screw-HH
16	105-2857	1	Valve-Relief
16:1		1	O-Ring
17	3274-59	6	Screw-HSH
18	94-3022	1	Plate-Valve
19	105-2859	1	Housing ASM
19:1		1	Bearing
19:2		2	Seal
19:3		2	Dowel-Bushing
19:4		1	Cradle ASM
19:5		2	Screw
19:6		1	Screw
19:7		1	Bushing
19:8		1	O-Ring
19:9		1	Plug
20	105-2860	1	Backplate ASM
20:1		1	Bearing
20:2		1	Pin-Roll
21	105-2861	1	Shaft-Drive
22	3217-5	1	Nut-Hex
23	3253-3	1	Washer-Lock
24	60-6240	1	Washer
26	105-2858	1	Valve-Relief



Control Assembly No. 108-1503

Ref	Part No.	Qty.	Description
1		1	Housing-Control
2	108-7099	1	Input Control Shaft ASM
2:1		1	Shaft
2:2		1	Pin
3		1	Seal-Dust
4		1	Plug
6		1	Link-Feedback
7	108-7098	1	Valve Spool ASM
7:1		1	Valve-Spool
7:2		1	Pin-Dowel
7:3		1	Spring
7:4		2	Retainer
7:5		1	Screw
8		1	Plug
10		2	Screw-Set
11	108-8003	1	Adaptor ASM
11:1		1	Adaptor-Neutral Lockout
11:2		1	Pin
11:3		1	Ball
11:4		1	Seal-Dust
11:5		1	Seal-Dust
12	94-3043	1	Switch-Safety, Neutral
13	94-3044	1	Seal Kit
13:1		1	Seal-Dust

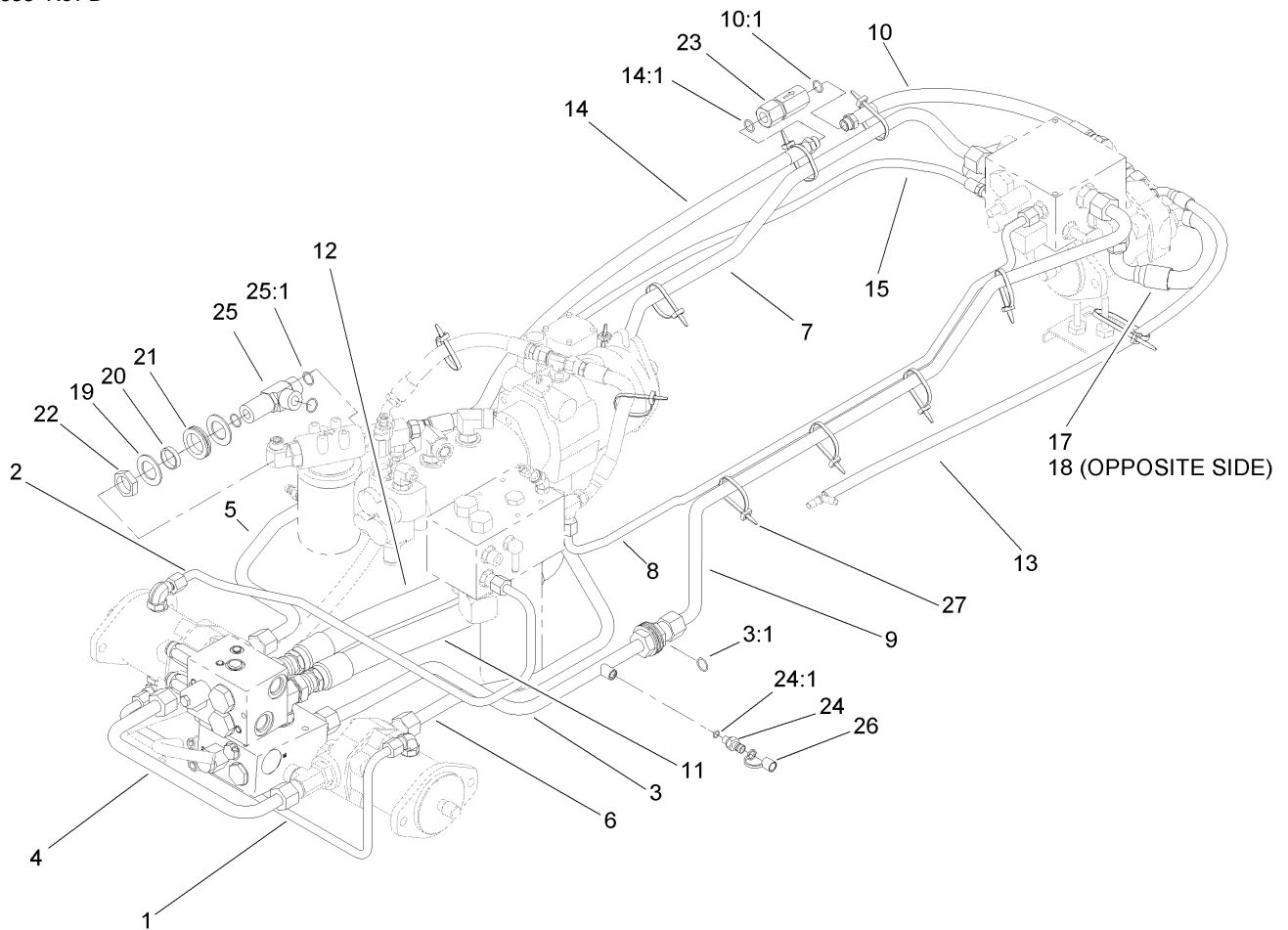
Ref	Part No.	Qty.	Description
13:2		1	Seal-Dust
13:3		1	Seal-Wiper
13:4		1	Seal-Dust
13:5		1	Seal-Dust



Traction Manifold Assembly No. 105-4516

Ref	Part No.	Qty.	Description
1		1	Manifold
2		13	Plug
3	106-1997	1	Valve-Divider, Flow
3:1	110-6111	1	Seal Kit
4	106-1996	1	Valve-Directional, Piloted
4:1	106-6775	1	Seal Kit
5	106-1995	1	Valve-3 Way
5:1	107-1553	1	Seal Kit
6	105-9333	1	Coil-12Vdc
7	353-989	6	Plug-Hex, Hollow
7:1	237-42	1	O-Ring
8	353-988	3	Plug-Hex
8:1	237-79	1	O-Ring
9	105-9332	1	Nut-E Coil
10	105-9326	1	Orifice
11	105-9321	3	Valve-Check
11:1	105-9156	1	Seal Kit

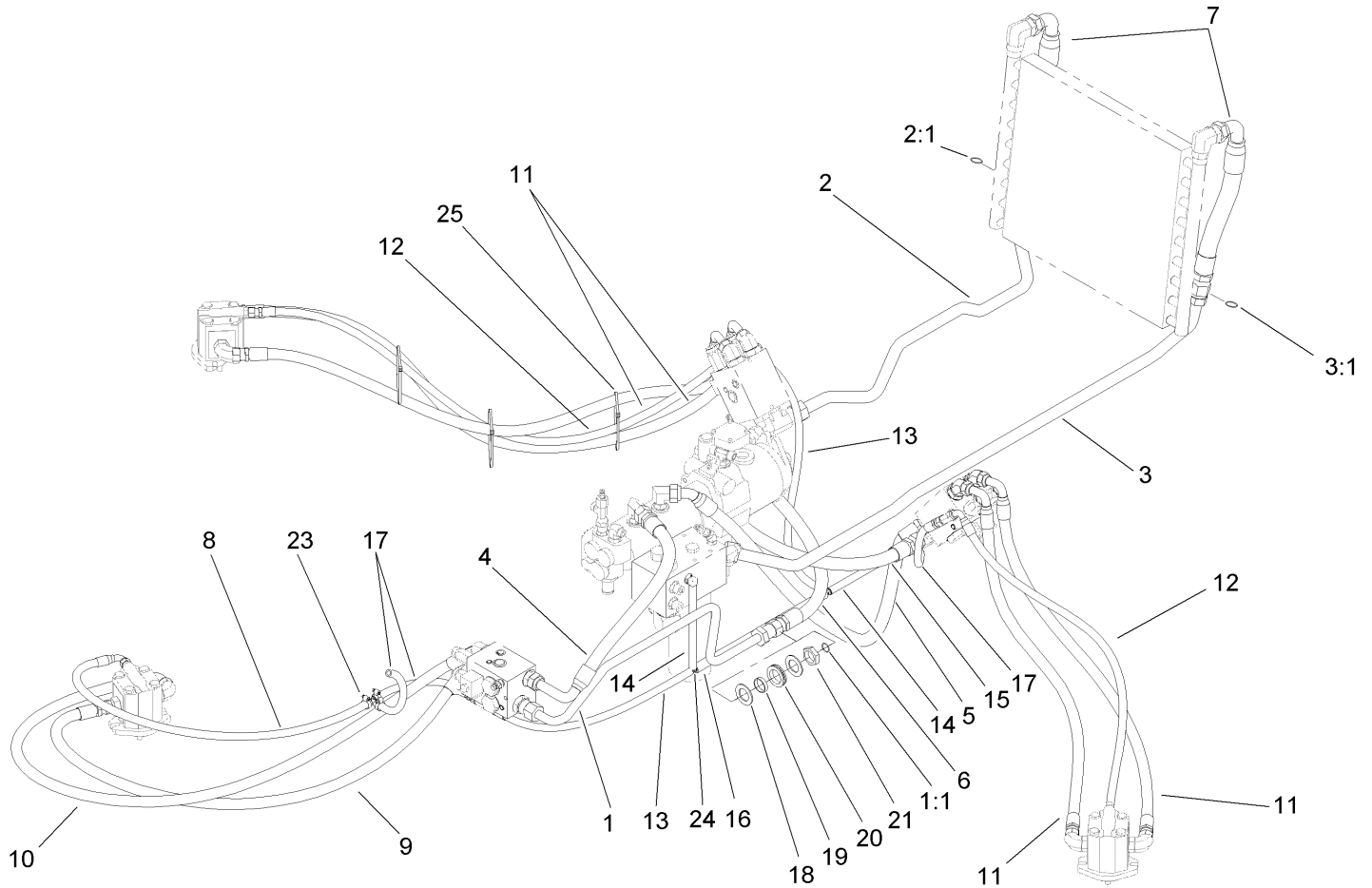
--	--	--	--



Traction Hydraulic Plumbing Assembly

Ref	Part No.	Qty.	Description
1	100-3095	1	Tube-HYD (Drain And Motors)
2	104-0793	1	Tube-HYD (Drain Motor And Filter)
3	105-3236	1	Tube-HYD
3:1	237-58	1	O-Ring
4	100-5574	1	Tube-HYD, Motor Front
5	104-3581	1	Tube-HYD, RH Motor
6	104-3582	1	Tube-HYD, LH Motor
7	100-5571	1	Tube-HYD, RH Rear Traction
8	105-4508	1	Tube-HYD, LH Charge
9	100-5572	1	Tube-HYD, LH Rear Traction
10	100-5617	1	Hose ASM
10:1	237-79	1	O-Ring
11	107-0204	1	Hose ASM
12	100-5525	1	Hose ASM
13	100-5614	1	Hose ASM
14	104-2237	1	Hose ASM
14:1	237-79	1	O-Ring
15	100-5643	1	Hose ASM
17	100-5579	1	Hose ASM
18	104-3502	1	Hose ASM
19	69-8910	4	Washer
20	69-8900	2	Spacer
21	240-7	2	Grommet-Rubber

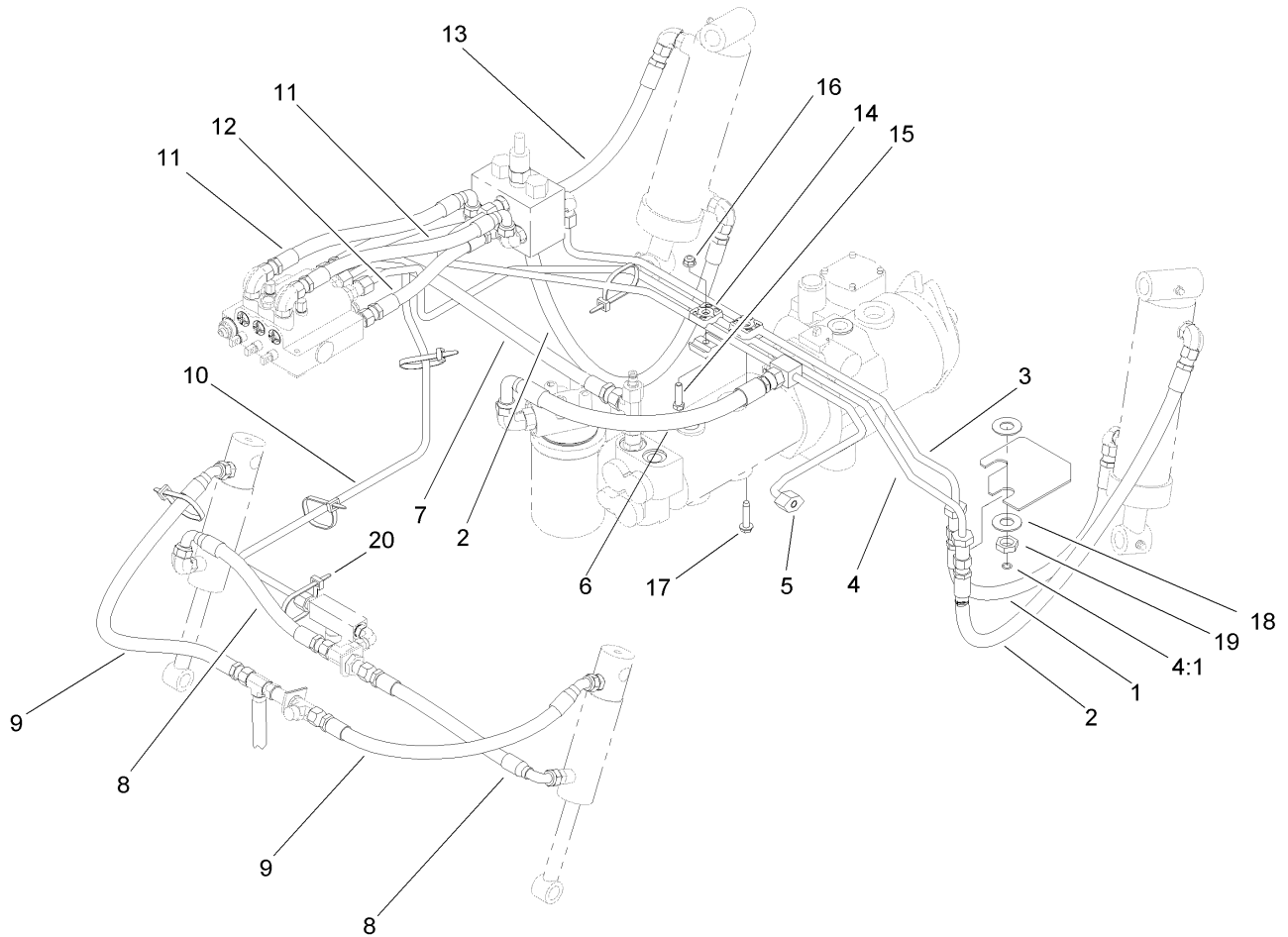
Ref	Part No.	Qty.	Description
22	340-126	2	Nut-Bulkhead
23	100-5600	1	Valve-Check
24	354-77	2	Fitting-Quick
24:1	237-78	1	O-Ring
25	104-3558	1	Fitting-Bulkhead
25:1	237-58	3	O-Ring
26	354-79	2	Cap-Dust
27	3290-378	11	Tie-Cable



Power-Take-Off Hydraulic Plumbing Assembly

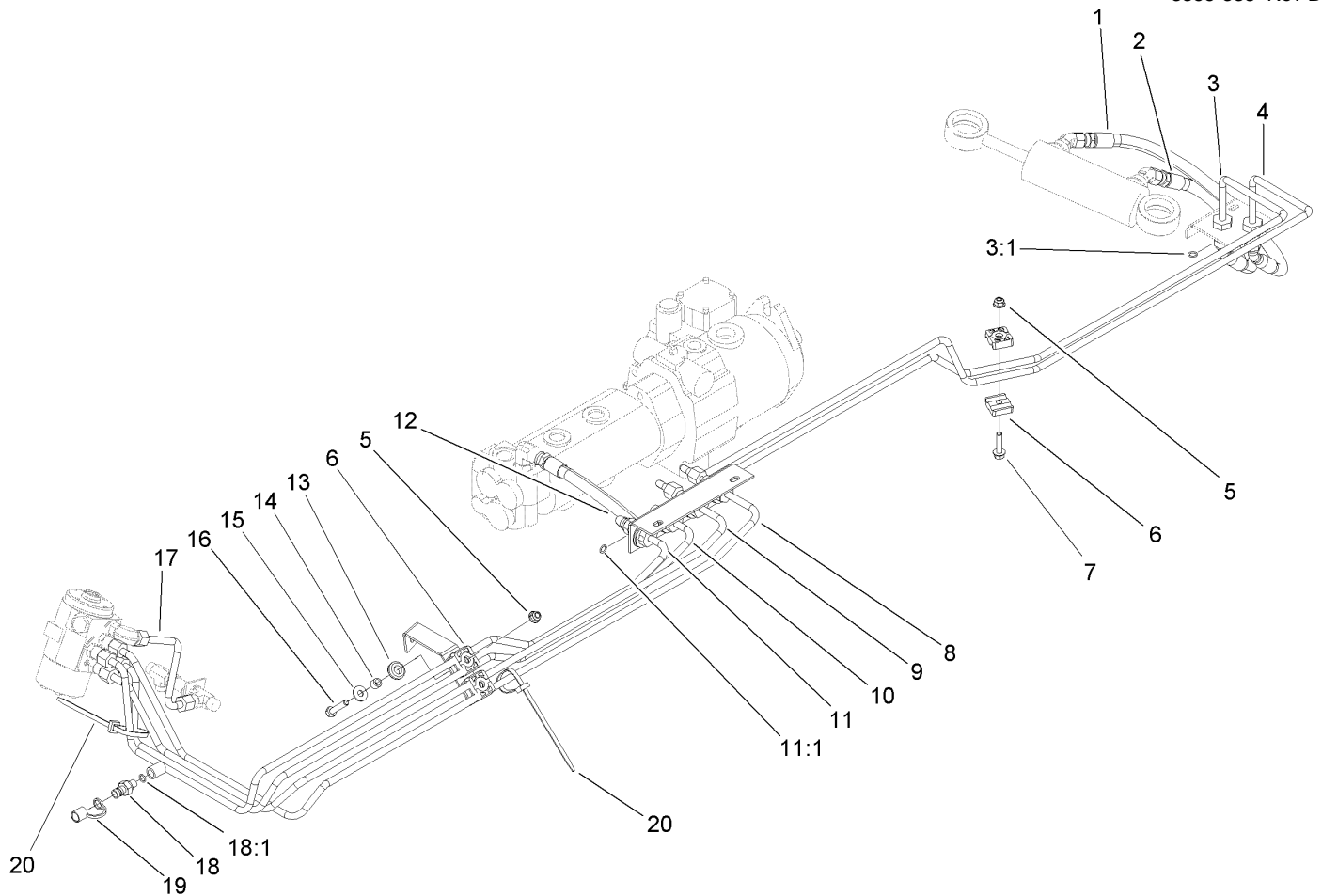
Ref	Part No.	Qty.	Description
1	104-0795	1	Tube-HYD, Front PTO
1:1	237-58	1	O-Ring
2	104-0796	1	Tube-HYD, RH Cooler
2:1	340-65	1	O-Ring
3	104-0797	1	Tube-HYD, LH Cooler
3:1	340-65	1	O-Ring
4	95-0961	1	Hose ASM
5	104-2264	1	Hose ASM
6	104-2235	1	Hose ASM
7	107-0243	2	Hose ASM
8	104-2262	1	Hose ASM
9	104-2261	1	Hose ASM
10	104-2260	1	Hose ASM
11	104-2263	4	Hose ASM
12	104-2265	2	Hose ASM
13	100-5570	2	Hose ASM
14	100-5649	2	Hose
15	100-5645	1	Hose ASM
16	100-5607	1	Hose
17	100-5641	3	Hose ASM
18	69-8910	2	Washer
19	69-8900	1	Spacer
20	240-7	1	Grommet-Rubber
21	340-126	1	Nut-Bulkhead

Ref	Part No.	Qty.	Description
23	2412-36	15	Clamp-Hose
24	354-107	4	Fitting-HYD, Tee
25	3290-379	13	Tie-Cable



Lift Arm Hydraulic Plumbing Assembly

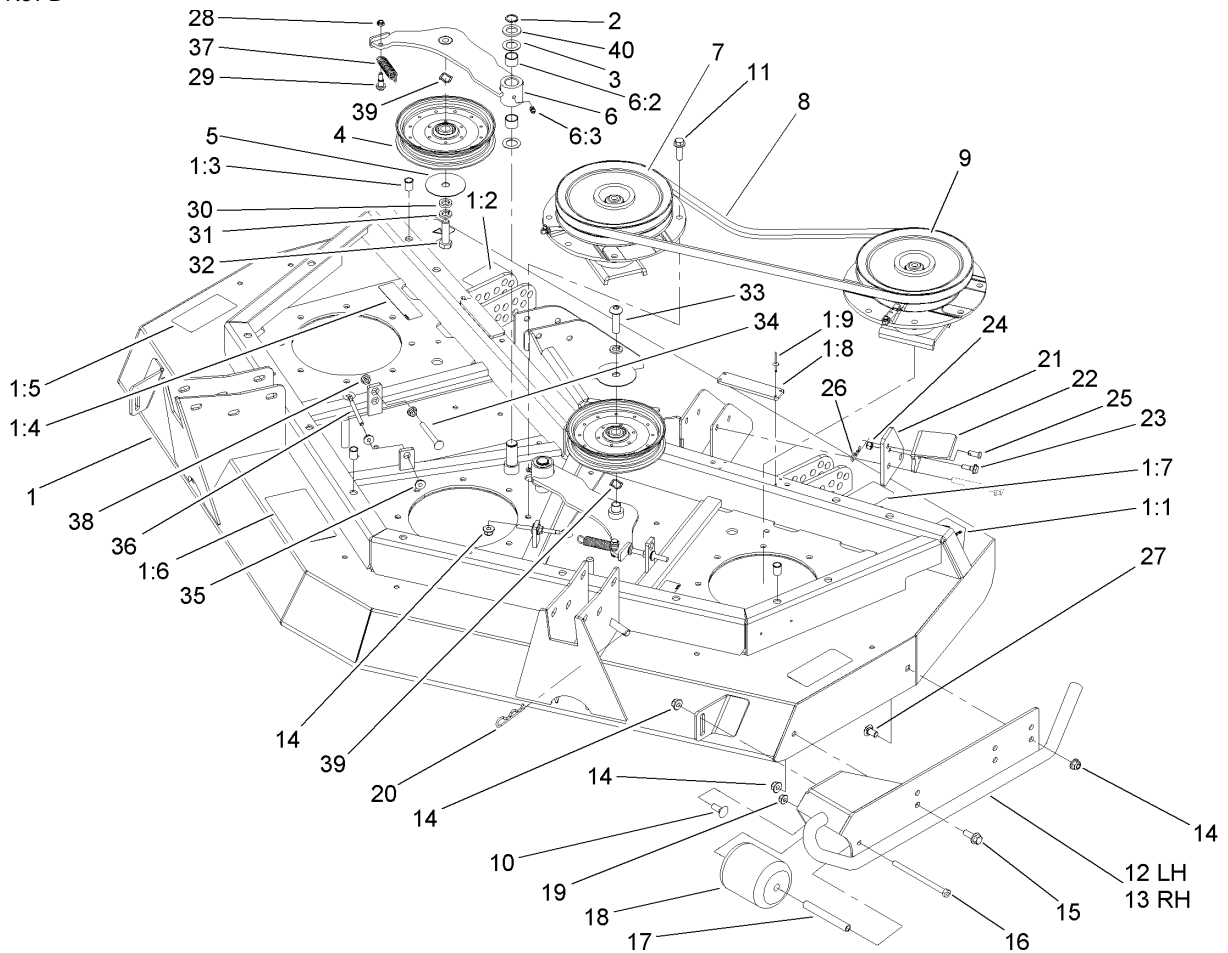
Ref	Part No.	Qty.	Description
1	100-5629	1	Hose ASM
2	100-5630	2	Hose ASM
3	100-3087	1	Tube-HYD, Left Return
●3:1	237-22	1	O-Ring
4	100-3088	1	Tube-HYD, Lift
4:1	237-22	1	O-Ring
5	100-3089	1	Tube-HYD, Charge
6	83-9600	1	Hose ASM
7	104-2239	1	Hose ASM
●7:1	237-79	1	O-Ring
8	104-2234	2	Hose ASM
9	92-7595	2	Hose ASM
10	105-7371	1	Tube-HYD
11	104-2240	2	Hose ASM
12	100-5589	1	Hose ASM
13	100-5631	1	Hose ASM
14	56-7973	4	Clamp-Tube
15	322-6	1	Screw-HH
16	104-8300	1	Nut-Flange, NI
17	32144-57	1	Screw
18	69-8940	4	Washer
19	340-70	2	Nut-Lock
20	3290-378	5	Tie-Cable



Steering Hydraulic Assembly

Ref	Part No.	Qty.	Description
1	92-7538	1	Hose ASM
2	92-7539	1	Hose ASM
3	100-5576	1	Tube-HYD, Steering, Rear, RH
3:1	237-22	1	O-Ring
4	100-5575	1	Tube-HYD, Steering, Rear, LH
④:1	237-22	1	O-Ring
5	104-8300	3	Nut-Flange, NI
6	56-7973	6	Clamp-Tube
7	3234-36	1	Screw-HHF
8	100-3091	1	Tube-HYD, Steering, Front, LH
⑧:1	237-22	1	O-Ring
9	100-3092	1	Tube-HYD, Steering, Front, RH
⑨:1	237-22	1	O-Ring
10	100-3093	1	Tube-HYD (Beyond Power Steering)
⑩:1	237-22	1	O-Ring
11	100-3090	1	Tube-HYD, Pressure Steering
11:1	237-22	1	O-Ring
12	69-5440	1	Hose ASM
13	93-5108	2	Grommet-Rubber
14	93-5109	2	Spacer
15	3256-71	2	Washer-Flat
16	322-8	2	Screw-HH
17	100-5588	1	Tube-HYD (Steer And Drain)

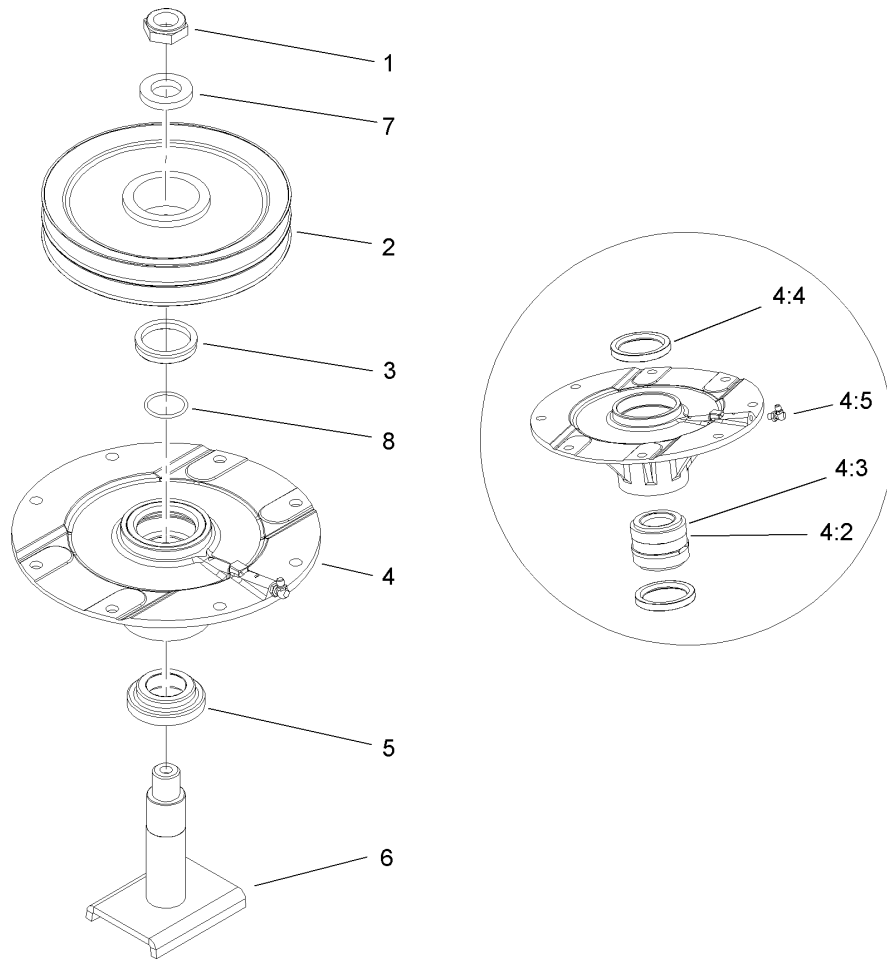
Ref	Part No.	Qty.	Description
18	354-77	1	Fitting-Quick
18:1	237-78	1	O-Ring
19	354-79	1	Cap-Dust
20	3290-378	2	Tie-Cable



Front Deck, Idler and Skid Assembly

Ref	Part No.	Qty.	Description
1	110-3294	1	Front Deck ASM
1:1	106-6753	2	Decal-Danger, Ce
1:2	100-5624	1	Decal-HOC, RH
1:3	32148-9	3	Insert-Nut
1:4	100-6578	4	Decal-Danger
1:5	93-7818	2	Decal-Torque, Blade Bolt
1:6	100-5622	1	Decal-HOC
1:7	104-3578	1	Decal-HOC, LH
1:8	105-0786	2	Pad-Plastic
1:9	3269-24	8	Rivet
2	32120-72	2	Ring-Snap
3	3-6498	4	Washer-Thrust
4	99-5493	2	Pulley-Idler
5	100-3102	2	Washer-Flat
6	110-6128	2	Idler Arm ASM
6:2	256-76	2	Bushing
6:3	302-5	1	Fitting-Grease
7	104-3530	1	Double Driven Spindle ASM
8	108-8076	2	V-Belt, Deck
9	104-3531	1	High Driven Spindle ASM
10	3231-2	2	Screw-CARR
11	3234-24	20	Screw-HHF
12	100-5612-01	1	LH Skid ASM
13	100-5605-01	1	RH Skid ASM

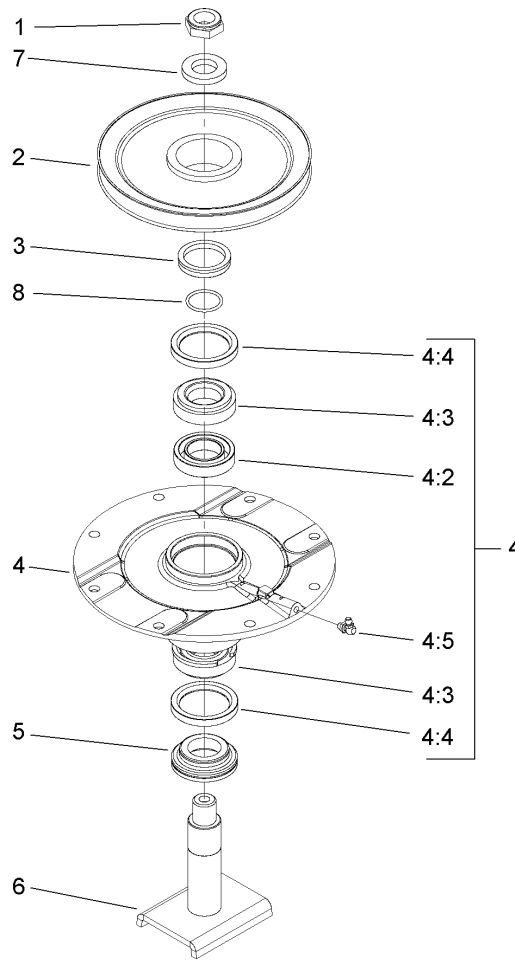
Ref	Part No.	Qty.	Description
14	104-8301	26	Nut-Flange, NI
15	3234-42	2	Screw-HHF
16	322-29	2	Screw-HH
17	105-4549	2	Spacer-Roller
18	93-4803	2	Roller-Deck
19	104-8300	2	Nut-Flange, NI
20	3290-355	1	Pin-Hair
21	106-2033-01	1	Plate-Latch
22	106-2032-01	1	Latch-Deck
23	11-9030	1	Screw-Shoulder
24	3296-42	1	Nut-Lock, NI
25	283-62	1	Pin-Clevis
26	3290-467	1	Pin-Hair
27	3231-21	2	Screw-CARR
28	3296-56	2	Nut-Lock, NI
29	104-0858	2	Bolt-Shoulder
30	9202424	1	Spacer
31	3253-7	2	Washer-Lock
32	325-7	1	Screw-HH
33	108-1993	1	Screw-HSBH
34	3230-7	2	Screw-CARR
35	32128-14	4	Nut-HF
36	68-0090	2	Screw-Adjusting
37	107938	2	Spring-Extension



Double Driven Spindle Assembly No. 104-3530

Ref	Part No.	Qty.	Description
1	3296-60	1	Nut-Lock, NI
2	104-3547	1	Pulley-Driven, Double
3	104-3564	1	Seal-V Ring
4	104-3552	1	Spindle Housing ASM
4:2	104-3549	1	Bearing Spacer Set
4:3	26-1830	1	Bearing Kit (Matched Set)
4:4	253-154	2	Seal-Oil
4:5	302-60	1	Fitting-Grease, 90 DEG
5	69-6950	1	Spacer-Shaft, Spindle
6	104-3554	1	Spindle Shaft ASM
7	104-8322	1	Washer-Hardened
8	106-7159	1	O-Ring

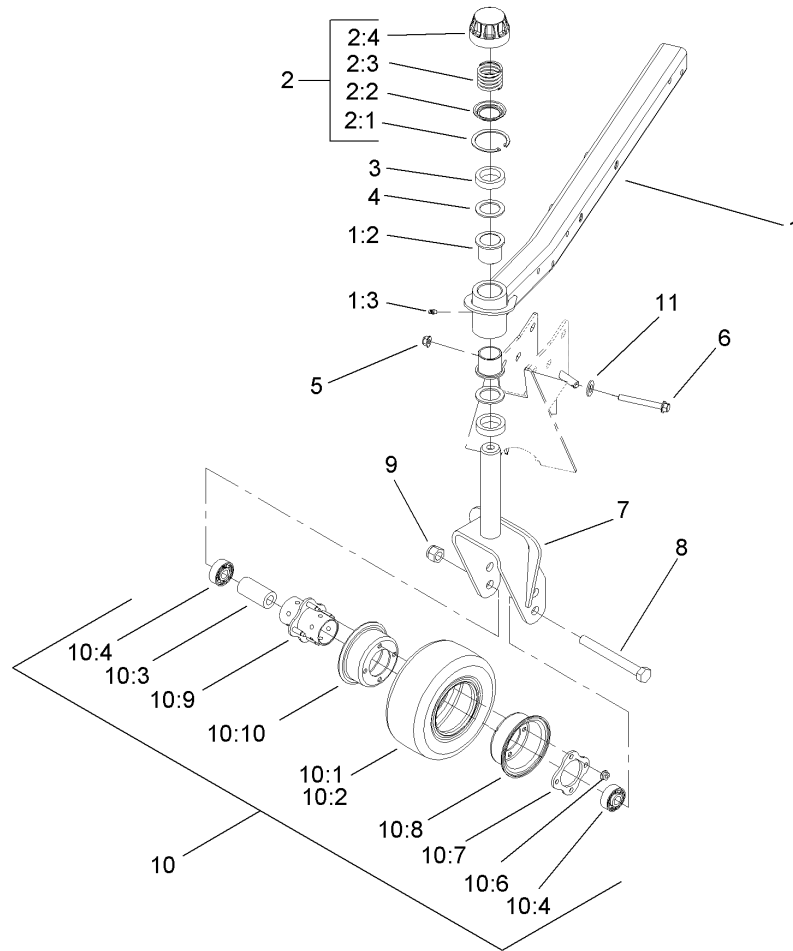
--	--	--	--



High Driven Spindle Assembly No. 104-3531

Ref	Part No.	Qty.	Description
1	3296-60	1	Nut-Lock, NI
2	104-3548	1	Pulley-Driven, High
3	104-3564	1	Seal-V Ring
4	104-3552	1	Spindle Housing ASM
4:2	104-3549	1	Bearing Spacer Set
4:3	26-1830	1	Bearing Kit (Matched Set)
4:4	253-154	2	Seal-Oil
4:5	302-60	1	Fitting-Grease, 90 DEG
5	69-6950	1	Spacer-Shaft, Spindle
6	104-3554	1	Spindle Shaft ASM
7	104-8322	1	Washer-Hardened
8	106-7159	1	O-Ring

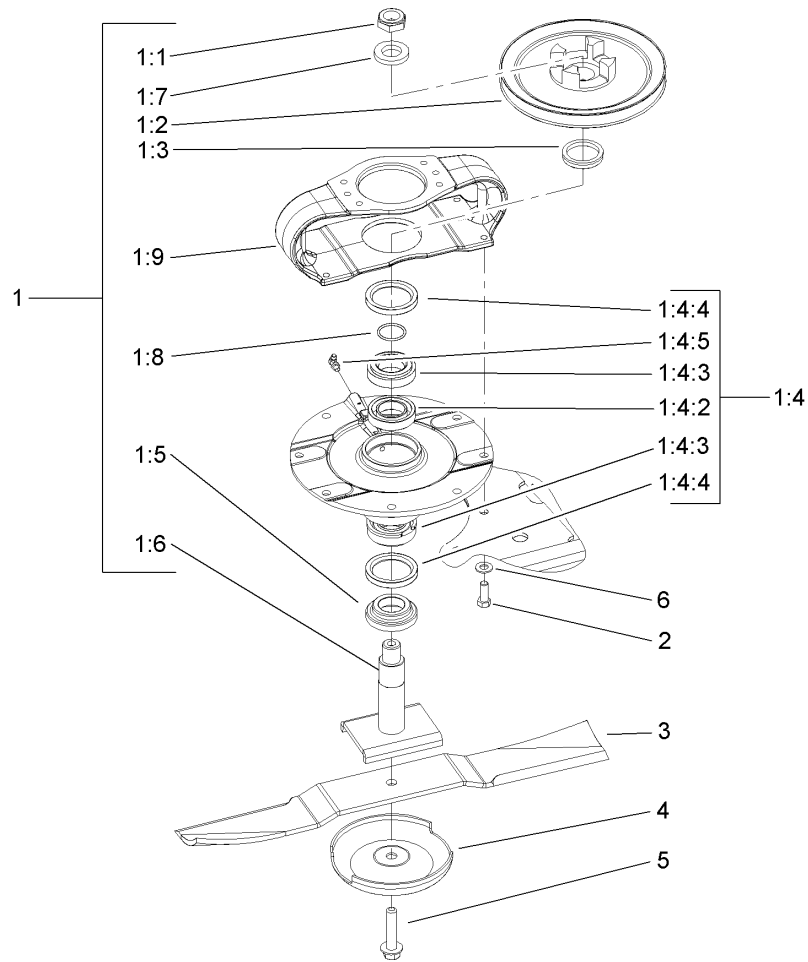
--	--	--	--



Front Deck Castor Arm and Tire Assembly

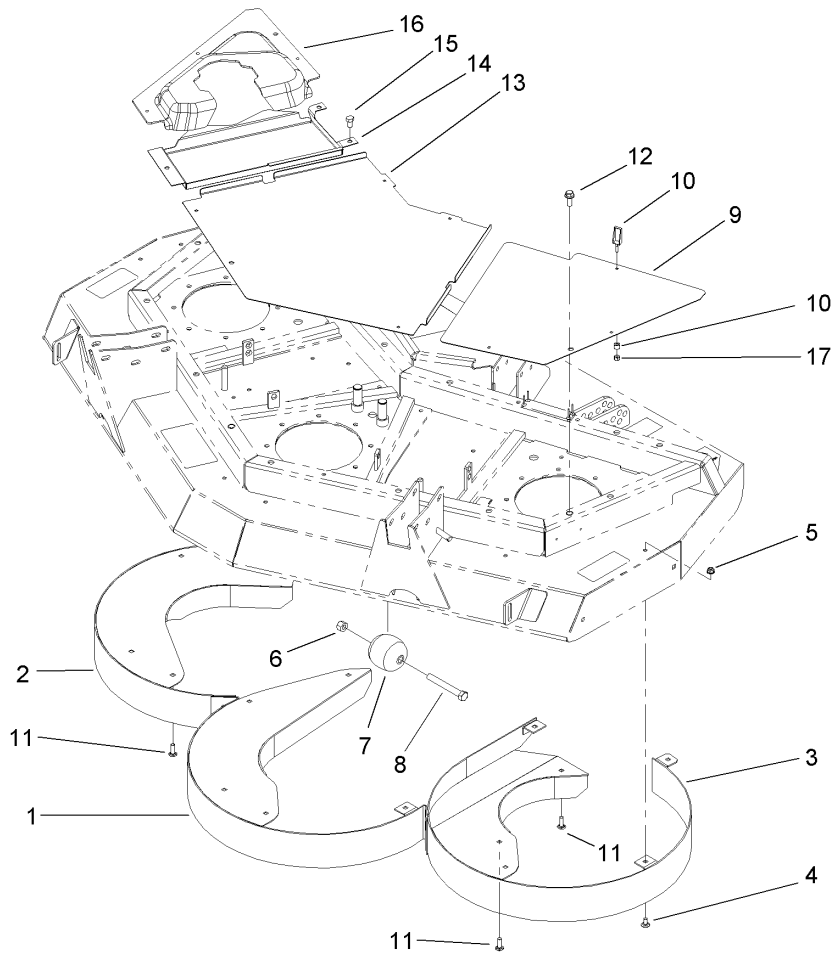
Ref	Part No.	Qty.	Description
1	100-8091	1	Front RH Castor Arm ASM
1	100-8092	1	Front LH Castor Arm ASM
1:2	69-6470	2	Bushing-Caster
1:3	302-5	1	Fitting-Grease
2	92-9727	2	HOC Cap ASM
2:1	92-5581	1	Ring-Retaining
2:2	92-5583	1	Washer-Cap
2:3	92-9726	1	Spring-Compression
2:4	92-8861	1	Cap-HOC
3	69-1510	10	Spacer-Caster
4	69-6860	4	Washer-Thrust
5	104-8301	10	Nut-Flange, NI
6	323-15	10	Screw-HH
7	104-0762-01	2	Caster Fork ASM
8	327-24	2	Screw-HH
9	3296-53	2	Nut-Lock, NI
10	93-5974	2	8 Inch Foam Filled Wheel ASM
10	93-9938	2	8 Inch Wheel ASM
10:1	93-9939	1	Tire
10:2	68-8950	1	Tube-Inner (W/Valve)
10:3	93-4241	1	Spacer-Bearing, Inner
10:4	93-4237	2	Bearing
10:6	32128-16	4	Nut-HHF
10:7	93-4242	1	Plate

Ref	Part No.	Qty.	Description
10:8	93-4239	1	Rim-Wheel, Half
10:9	93-5980	1	Hub
10:10	95-2741	1	Rim-Wheel, Half
11	3256-24	10	Washer-Flat



Front Deck Spindle Installation Assembly

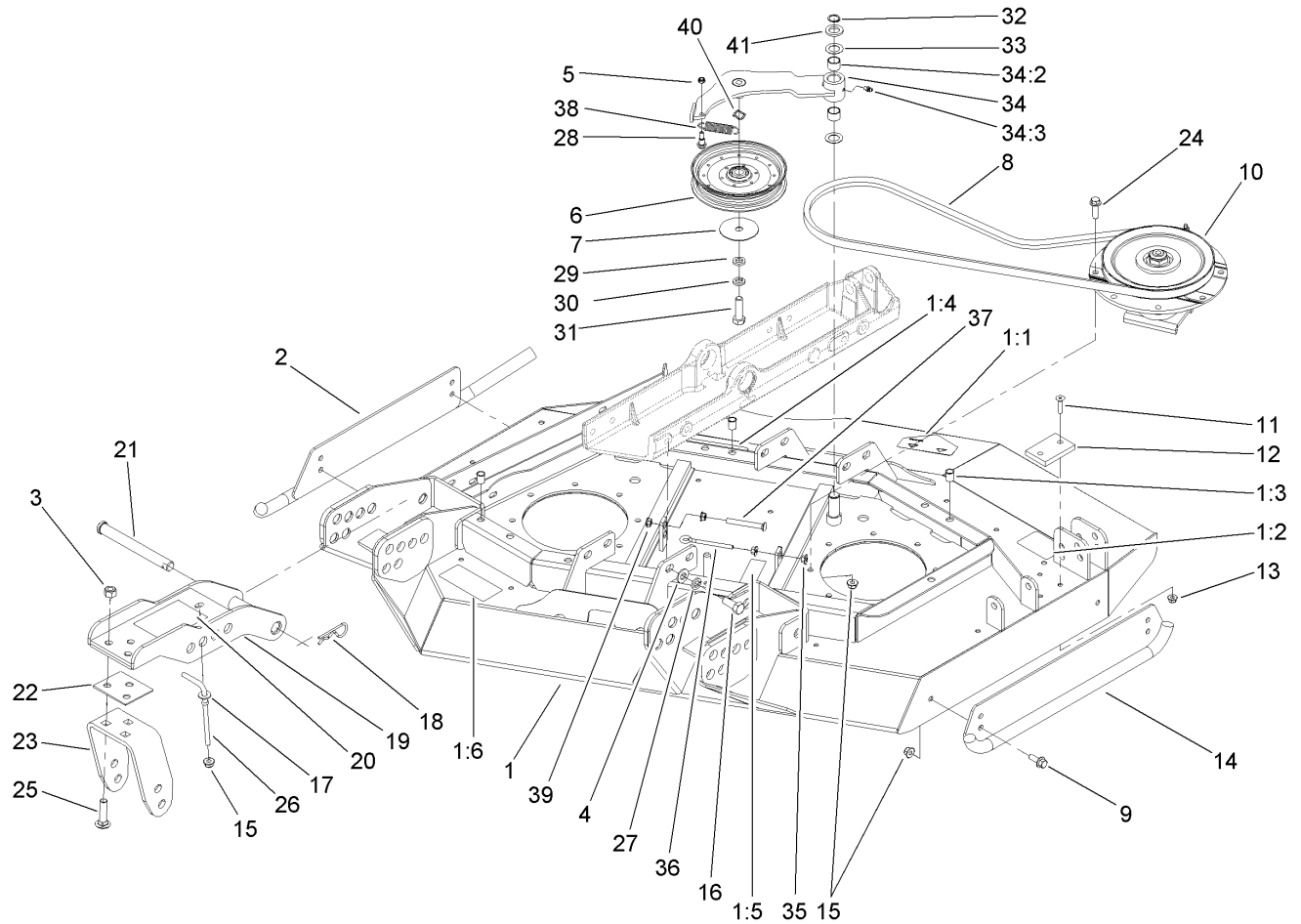
Ref	Part No.	Qty.	Description
1	104-3529	1	Driving Spindle ASM
1:1	3296-60	1	Nut-Lock, NI
1:2	104-3545	1	Pulley-Driving
1:3	104-3564	1	Seal-V Ring
1:4	104-3552	1	Spindle Housing ASM
1:4:2	104-3549	1	Bearing Spacer Set
1:4:3	26-1830	1	Bearing Kit (Matched Set)
1:4:4	253-154	2	Seal-Oil
1:4:5	302-60	1	Fitting-Grease, 90 DEG
1:5	69-6950	1	Spacer-Shaft, Spindle
1:6	104-3554	1	Spindle Shaft ASM
1:7	104-8322	1	Washer-Hardened
1:8	106-7159	1	O-Ring
1:9	104-3544	1	Mount-Motor, Drive
2	323-6	4	Screw-HH
3	92-5608-03	3	Blade
4	72-9361	3	Cup-Scalp, Anti
5	92-5816	3	Bolt-Blade
6	3256-24	4	Washer-Flat



Front Deck Rear Discharge Chamber and Cover Assembly

Ref	Part No.	Qty.	Description
1	104-2200-01	1	Center Chamber ASM
2	104-2201-01	1	RH Chamber ASM
3	104-2202-01	1	LH Chamber ASM
4	3230-18	15	Screw-CARR
5	104-8300	18	Nut-Flange, NI
6	3296-45	2	Nut-Lock, NI
7	29-4820	2	Roller
8	325-17	2	Screw-HH
9	100-5663-03	1	Cover-Front, LH
10	74-5950	2	Latch-Swell
11	3230-22	3	Screw-CARR
12	3234-42	3	Screw-HHF
13	100-5660-03	1	Cover-Front, Center
14	100-5662-03	1	Cover-Front, RH
15	32144-69	3	Screw-HH
16	100-5661	1	Cover-Front, Center
17	1-804254	10	Nut

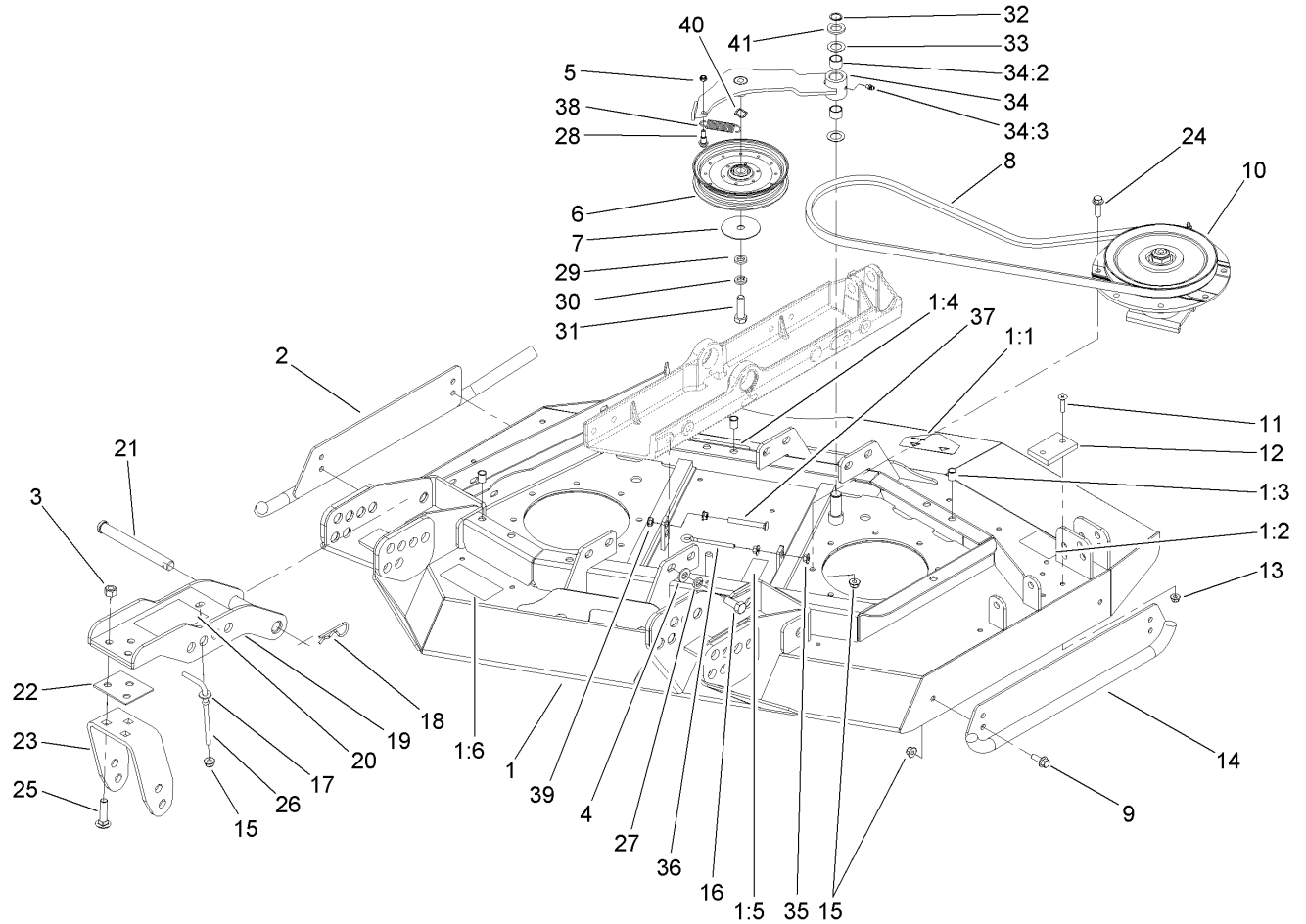
--	--	--	--



Right Hand Deck, Idler and Skid Assembly

Ref	Part No.	Qty.	Description
1	110-3295	1	Right Deck ASM
1:1	106-6753	1	Decal-Danger, Ce
1:2	100-5694	1	Decal-Rear HOC, RH
1:3	32148-9	3	Insert-Nut
1:4	100-5622	1	Decal-HOC
1:5	100-6578	3	Decal-Danger
1:6	93-7818	1	Decal-Torque, Blade Bolt
2	100-5620-01	1	RH Skid ASM
3	3296-45	6	Nut-Lock, NI
4	3256-26	8	Washer-Flat
5	3296-56	1	Nut-Lock, NI
6	99-5493	1	Pulley-Idler
7	100-3102	1	Washer-Flat
8	108-8076	1	V-Belt, Deck
9	3234-42	4	Screw-HHF
10	104-3532	1	Low Driven Spindle ASM
11	32108-103	2	Screw-FH
12	69-9290	1	Pad-Bumper
13	104-8300	2	Nut-Flange, NI
14	104-2250-01	1	Side Skid ASM
15	104-8301	18	Nut-Flange, NI
16	325-5	8	Screw-HH
17	3256-3	2	Washer-Flat
18	3290-343	4	Pin-Hair

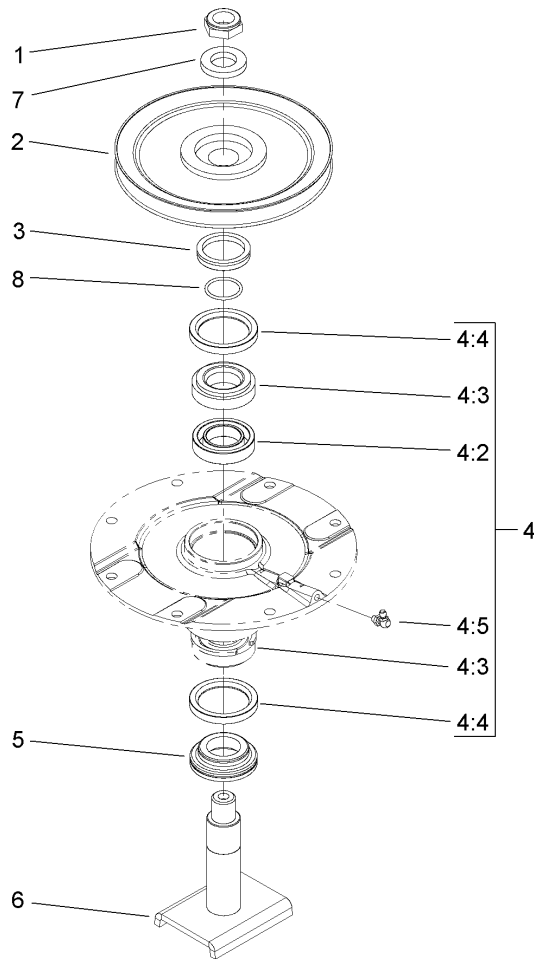
Ref	Part No.	Qty.	Description
19	104-7529-01	2	Castor Bracket ASM
20	100-5623	1	Decal-HOC
21	100-5569	4	Pin-Clevis
22	104-7524	8	Shim
23	104-7525-01	2	Bracket-Fork
24	3234-24	12	Screw-HHF
25	3233-4	6	Screw-CARR
26	106-2047	2	Rod-Tension
27	3253-7	8	Washer-Lock
28	104-0858	1	Bolt-Shoulder
29	9202424	1	Spacer
30	3253-7	1	Washer-Lock
31	325-7	1	Screw-HH
32	32120-72	1	Ring-Snap
33	3-6498	2	Washer-Thrust
34	110-6128	1	Idler Arm ASM
34:2	256-76	2	Bushing
34:3	302-5	1	Fitting-Grease
35	32128-14	2	Nut-HF
36	68-0090	1	Screw-Adjusting
37	3230-7	1	Screw-CARR
38	107938	1	Spring-Extension
39	32128-26	2	Nut-Flange
40	3290-317	1	Washer-Spring



Right Hand Deck, Idler and Skid Assembly (continued)

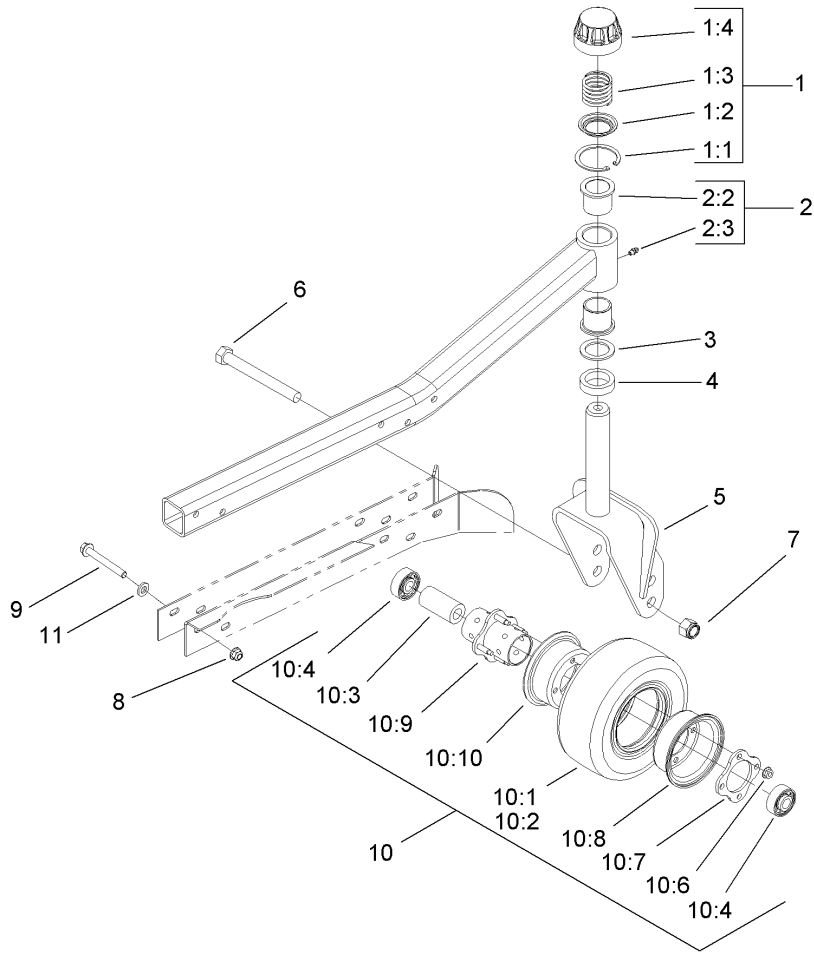
Ref	Part No.	Qty.	Description
41	70-1160	1	Washer

--	--	--	--



Low Driven Spindle Assembly No. 104-3532

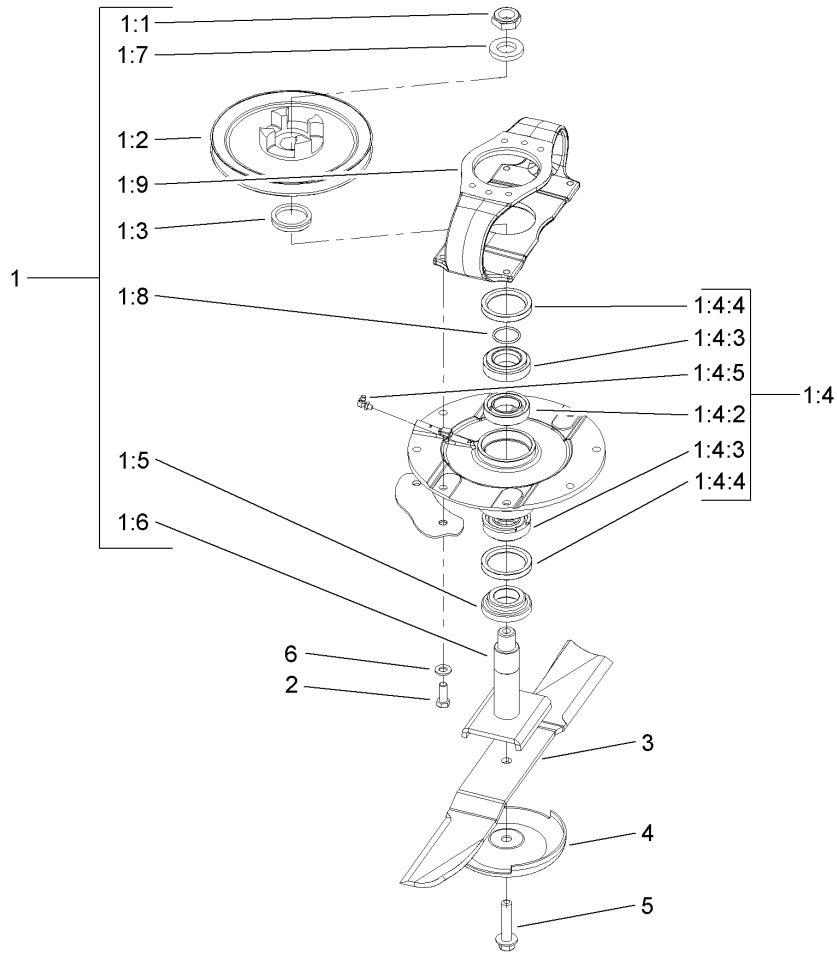
Ref	Part No.	Qty.	Description
1	3296-60	1	Nut-Lock, NI
2	104-3546	1	Pulley-Driven, Low
3	104-3564	1	Seal-V Ring
4	104-3552	1	Spindle Housing ASM
4:2	104-3549	1	Bearing Spacer Set
4:3	26-1830	1	Bearing Kit (Matched Set)
4:4	253-154	2	Seal-Oil
4:5	302-60	1	Fitting-Grease, 90 DEG
5	69-6950	1	Spacer-Shaft, Spindle
6	104-3554	1	Spindle Shaft ASM
7	104-8322	1	Washer-Hardened
8	106-7159	1	O-Ring



Right and Left Hand Castor Arm and Tire Assembly

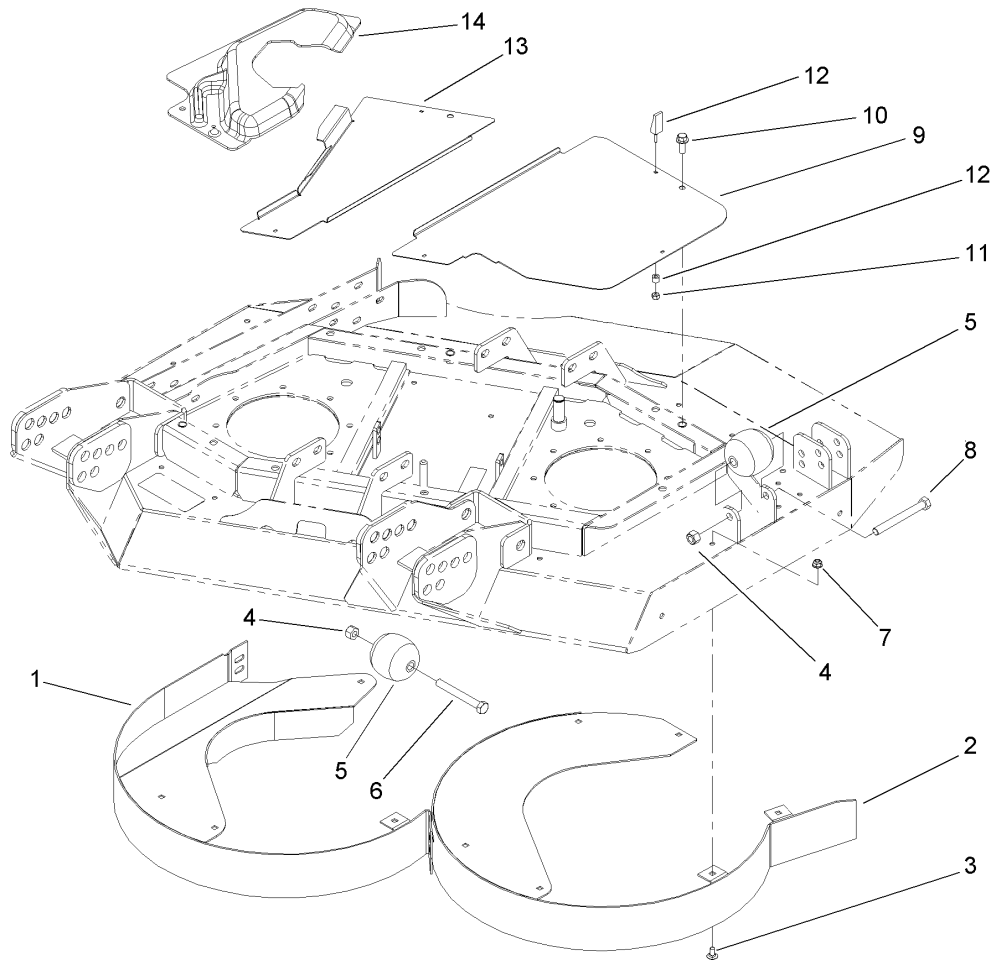
Ref	Part No.	Qty.	Description
1	92-9727	1	HOC Cap ASM
1:1	92-5581	1	Ring-Retaining
1:2	92-5583	1	Washer-Cap
1:3	92-9726	1	Spring-Compression
1:4	92-8861	1	Cap-HOC
2	100-8093	1	Side Castor Arm ASM
2:2	69-6470	2	Bushing-Caster
2:3	302-5	1	Fitting-Grease
3	69-6860	2	Washer-Thrust
4	69-1510	5	Spacer-Caster
5	104-0762-01	1	Caster Fork ASM
6	327-24	3	Screw-HH
7	3296-53	3	Nut-Lock, NI
8	104-8301	5	Nut-Flange, NI
9	323-15	5	Screw-HH
10	93-9938	3	8 Inch Wheel ASM
10	93-5974	3	8 Inch Foam Filled Wheel ASM
10:1	93-9939	1	Tire
10:2	68-8950	1	Tube-Inner (W/Valve)
10:3	93-4241	1	Spacer-Bearing, Inner
10:4	93-4237	2	Bearing
10:6	32128-16	4	Nut-HHF
10:7	93-4242	1	Plate
10:8	93-4239	1	Rim-Wheel, Half

Ref	Part No.	Qty.	Description
10:9	93-5980	1	Hub
10:10	95-2741	1	Rim-Wheel, Half
11	3256-24	5	Washer-Flat



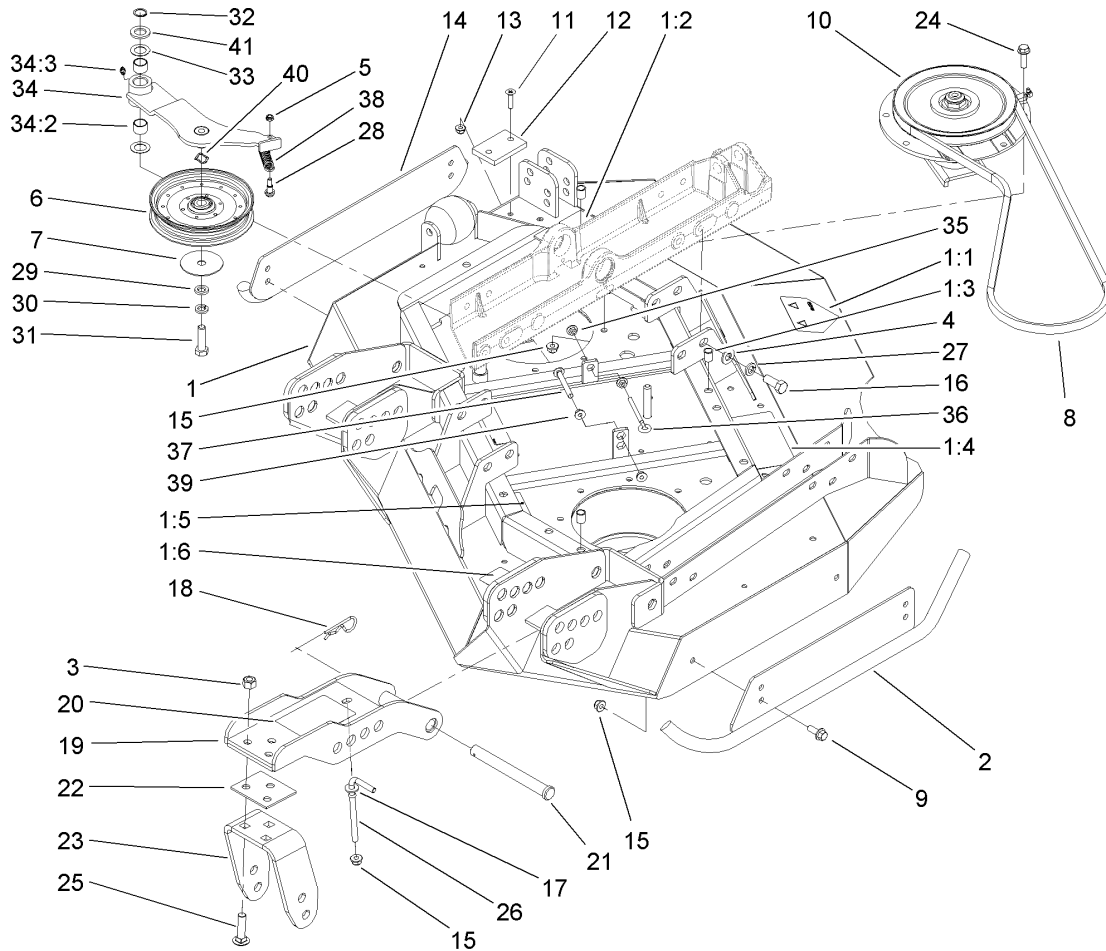
Right and Left Hand Deck Spindle Installation Assembly

Ref	Part No.	Qty.	Description
1	104-3529	1	Driving Spindle ASM
1:1	3296-60	1	Nut-Lock, NI
1:2	104-3545	1	Pulley-Driving
1:3	104-3564	1	Seal-V Ring
1:4	104-3552	1	Spindle Housing ASM
1:4:2	104-3549	1	Bearing Spacer Set
1:4:3	26-1830	1	Bearing Kit (Matched Set)
1:4:4	253-154	2	Seal-Oil
1:4:5	302-60	1	Fitting-Grease, 90 DEG
1:5	69-6950	1	Spacer-Shaft, Spindle
1:6	104-3554	1	Spindle Shaft ASM
1:7	104-8322	1	Washer-Hardened
1:8	106-7159	1	O-Ring
1:9	104-3544	1	Mount-Motor, Drive
2	323-6	4	Screw-HH
3	92-5608-03	2	Blade
4	72-9361	2	Cup-Scalp, Anti
5	92-5816	2	Bolt-Blade
6	3256-24	4	Washer-Flat



Right Hand Deck Rear Discharge Chamber and Cover Assembly

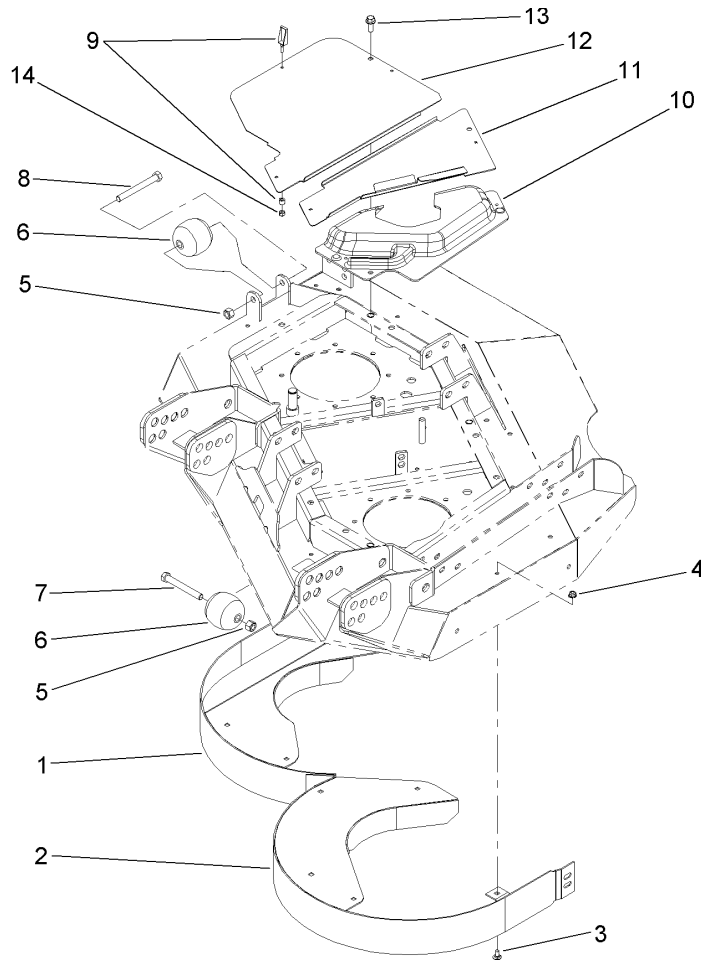
Ref	Part No.	Qty.	Description
1	104-2203-01	1	Outer Chamber ASM
2	104-2204-01	1	Inner Chamber ASM
3	3230-18	11	Screw-CARR
4	3296-45	2	Nut-Lock, NI
5	29-4820	2	Roller
6	325-17	1	Screw-HH
7	104-8300	11	Nut-Flange, NI
8	325-18	1	Screw-HH
9	100-5668-03	1	Plate-Cover, RH Side
10	3234-42	3	Screw-HHF
11	1-804254	7	Nut
12	74-5950	7	Latch-Swell
13	100-5665-03	1	Plate-Cover, RH
14	100-5666	1	Cover-Motor, RH Deck



Left Hand Deck, Idler and Skid Assembly

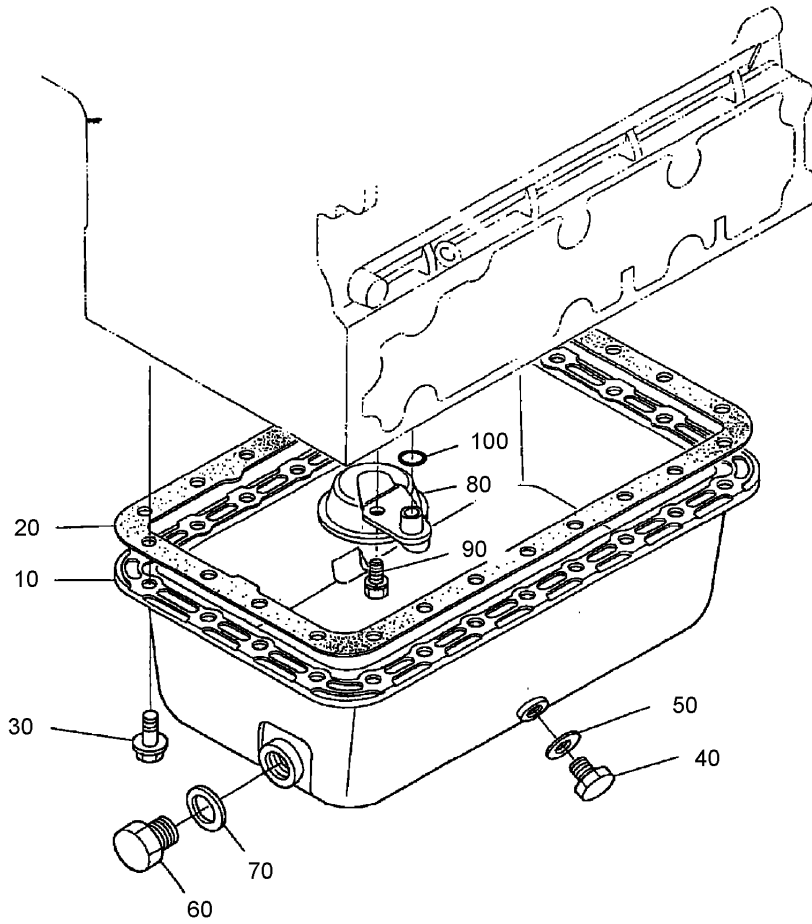
Ref	Part No.	Qty.	Description
1	110-3296	1	Left Deck ASM
1:1	106-6753	1	Decal-Danger, Ce
1:2	100-5693	1	Decal-Rear HOC, LH
1:3	32148-9	3	Insert-Nut
1:4	100-5622	1	Decal-HOC
1:5	100-6578	3	Decal-Danger
1:6	93-7818	1	Decal-Torque, Blade Bolt
2	100-8125-01	1	LH Skid ASM
3	3296-45	6	Nut-Lock, NI
4	3256-26	8	Washer-Flat
5	3296-56	1	Nut-Lock, NI
6	99-5493	1	Pulley-Idler
7	100-3102	1	Washer-Flat
8	108-8076	1	V-Belt, Deck
9	3234-42	4	Screw-HHF
10	104-3532	1	Low Driven Spindle ASM
11	32108-103	2	Screw-FH
12	69-9290	1	Pad-Bumper
13	104-8300	2	Nut-Flange, NI
14	104-2250-01	1	Side Skid ASM
15	104-8301	18	Nut-Flange, NI
16	325-5	8	Screw-HH
17	3256-3	2	Washer-Flat
18	3290-343	4	Pin-Hair

Ref	Part No.	Qty.	Description
19	104-7529-01	2	Castor Bracket ASM
20	104-3579	1	Decal-HOC
21	100-5569	4	Pin-Clevis
22	104-7524	8	Shim
23	104-7525-01	2	Bracket-Fork
24	3234-24	12	Screw-HHF
25	3233-4	6	Screw-CARR
26	106-2047	2	Rod-Tension
27	3253-7	8	Washer-Lock
28	104-0858	1	Bolt-Shoulder
29	9202424	1	Spacer
30	3253-7	1	Washer-Lock
31	325-7	1	Screw-HH
32	32120-72	1	Ring-Snap
33	3-6498	2	Washer-Thrust
34	110-6128	1	Idler Arm ASM
34:2	256-76	2	Bushing
34:3	302-5	1	Fitting-Grease
35	32128-14	2	Nut-HF
36	68-0090	1	Screw-Adjusting
37	3230-7	1	Screw-CARR
38	107938	1	Spring-Extension
39	32128-26	2	Nut-Flange
40	3290-317	1	Washer-Spring



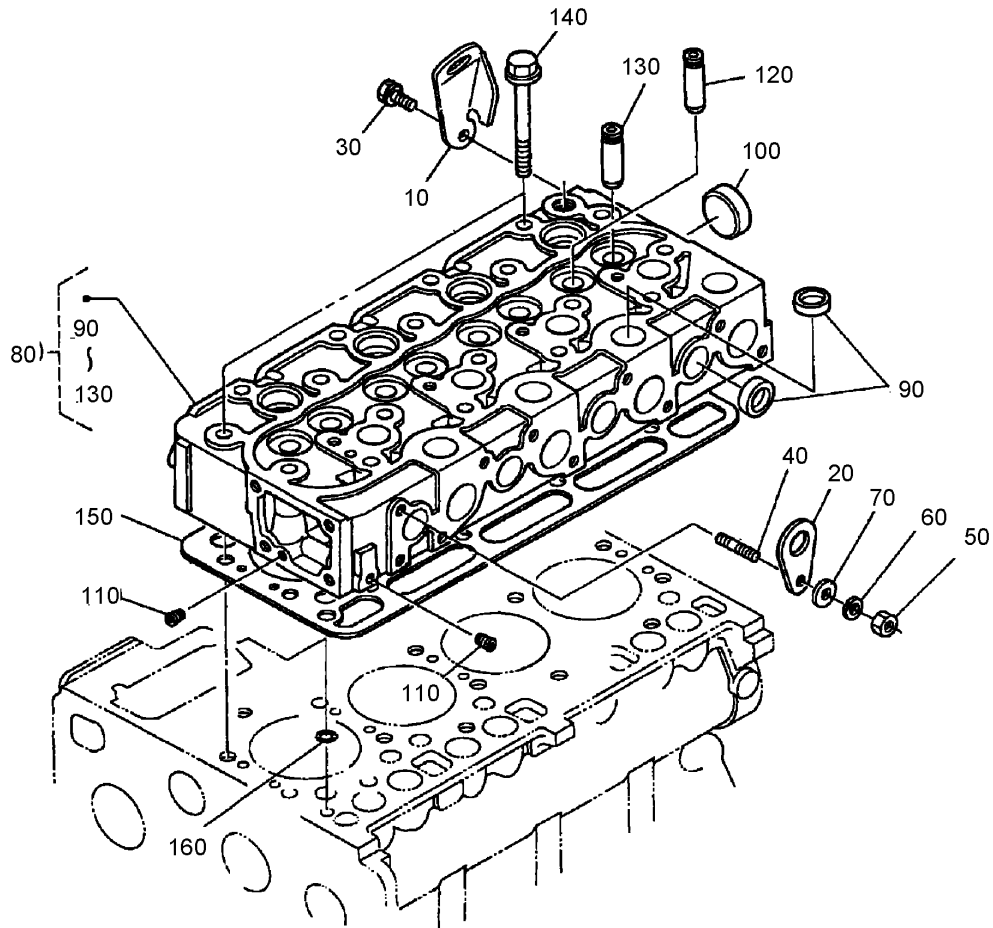
Left Hand Deck Rear Discharge Chamber and Cover Assembly

Ref	Part No.	Qty.	Description				
1	104-2205-01	1	Inner Chamber ASM				
2	104-2206-01	1	Outer Chamber ASM				
3	3230-18	9	Screw-CARR				
4	104-8300	9	Nut-Flange, NI				
5	3296-45	2	Nut-Lock, NI				
6	29-4820	2	Roller				
7	325-17	1	Screw-HH				
8	325-18	1	Screw-HH				
9	74-5950	7	Latch-Swell				
10	100-5669	1	Cover-Motor, LH Deck				
11	100-5664-03	1	Plate-Cover, LH				
12	100-5667-03	1	Plate-Cover, LH Side				
13	3234-42	3	Screw-HHF				
14	1-804254	7	Nut				



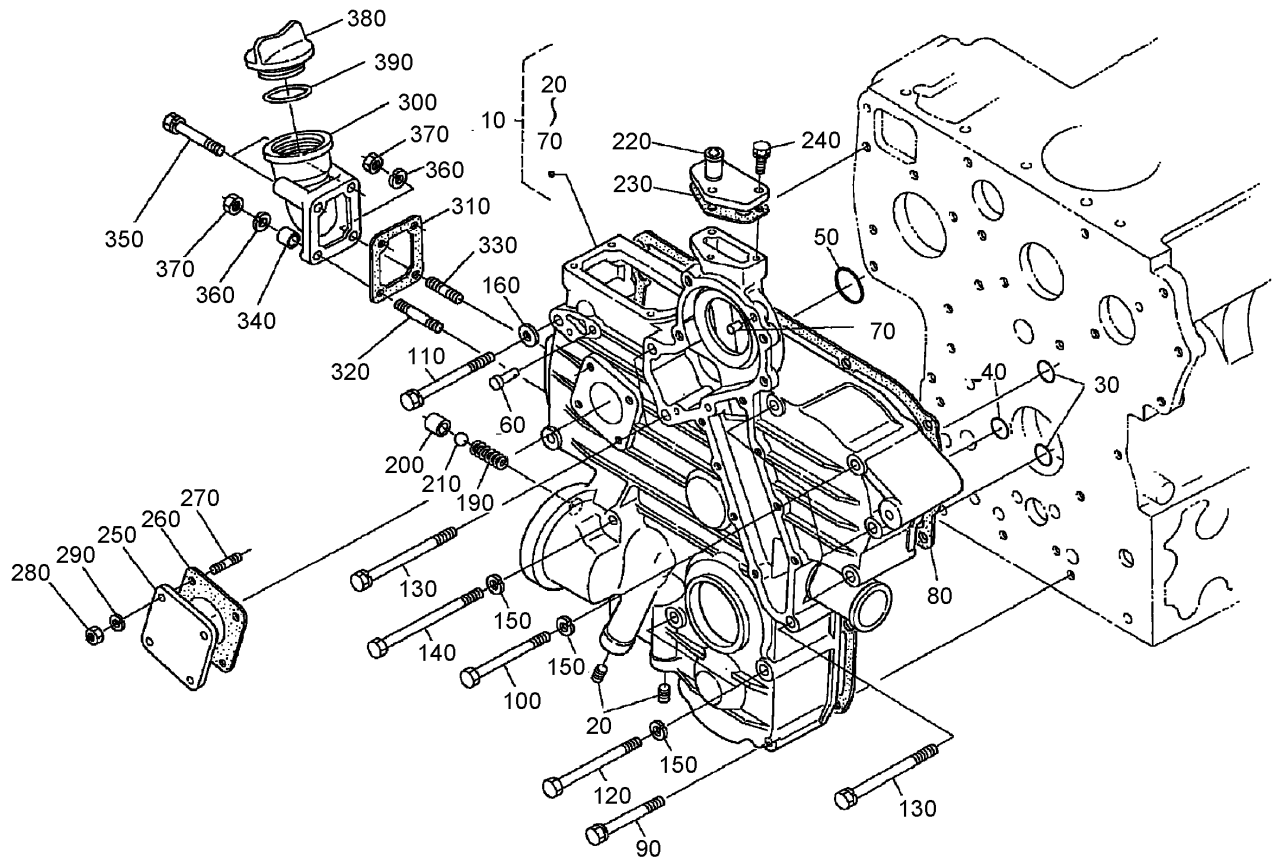
Oil Pan Assembly

Ref	Part No.	Qty.	Description				
10	98-7520	1	Pan-Oil				
20	108-7053	1	Gasket-Pan, Oil				
30	98-7522	24	Bolt-Flange				
40	98-9386	1	Plug				
50	98-7524	1	Gasket				
60	98-7529	1	Plug-Drain				
70	98-7528	1	O-Ring				
80	98-7525	1	Filter-Oil				
90	98-7526	1	Bolt				
100	108-7054	1	O Ring				



Cylinder Head Assembly

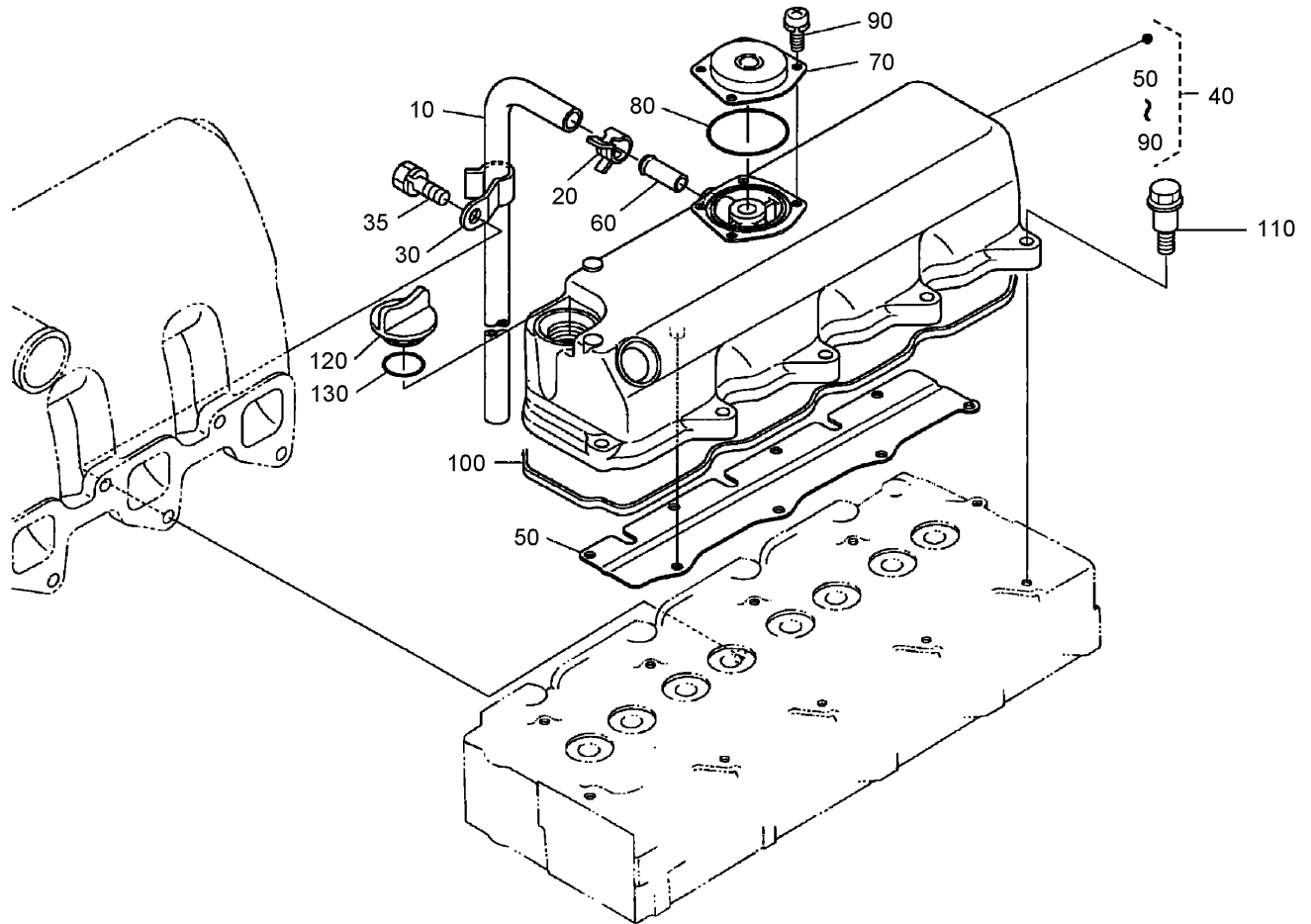
Ref	Part No.	Qty.	Description
10	98-7530	1	Hook-Engine
20	98-7531	1	Hook-Engine
30	98-7526	1	Bolt
40	98-7533	2	*obs* Stud
50	100-1559	1	Nut-Manifold, Exhaust
60	105-2893	1	Washer-Spring
70	98-7536	1	Washer-Plain
80	108-7055	1	Comp. Cylinder Head
90	98-7538	12	Cap-Sealing
100	98-7539	1	Cap-Sealing
110	98-7540	2	Plug
120	98-7541	4	Guide-Valve, Intake
130	98-7542	4	Guide-Valve, Exhaust
140	98-7543	18	Bolt-Head, Cylinder
150	100-9160	1	Gasket-Head, Cylinder
160	98-7509	1	O-Ring



Gear Case Assembly

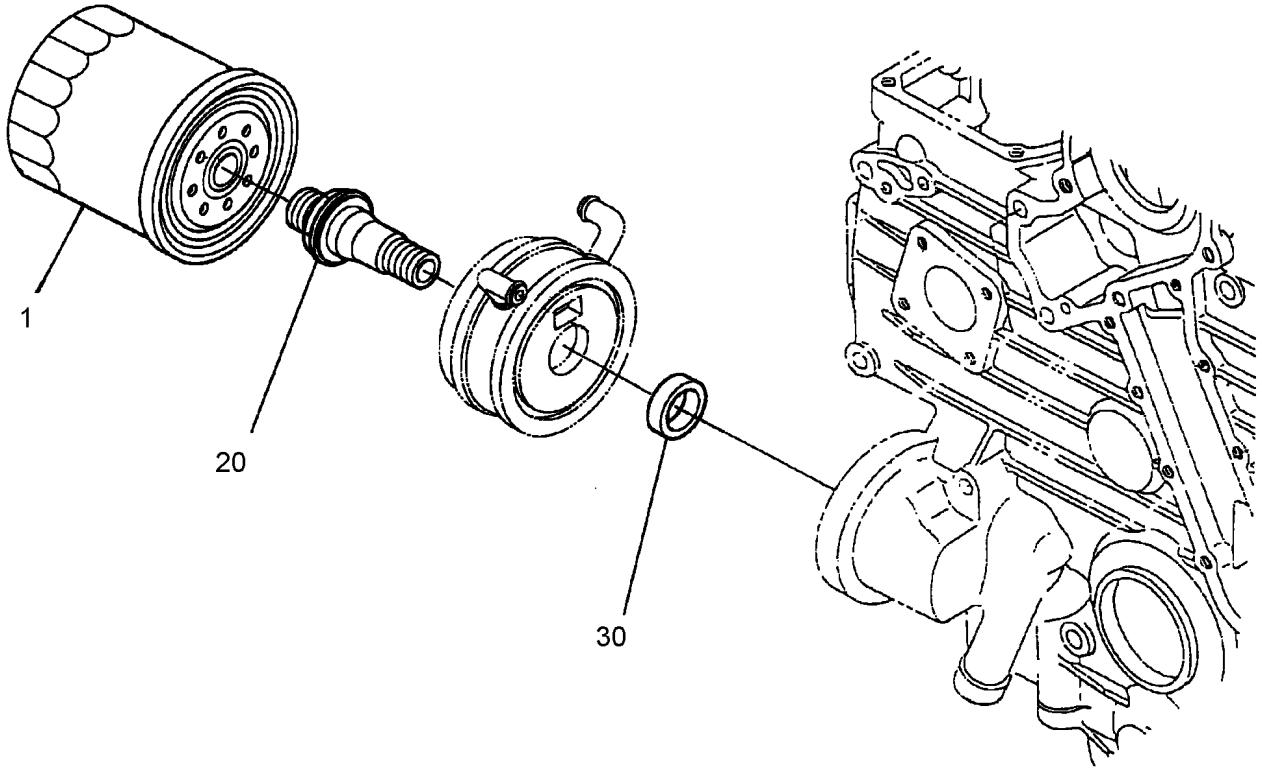
Ref	Part No.	Qty.	Description
10	100-9161	1	Gearcase ASM
20	107-0108	2	Plug
30	107-0104	2	O-Ring
40	107-0105	1	O-Ring
50	107-0106	1	O-Ring
60	98-7550	1	Pin-Spring, Start
70	98-7504	2	Pin-Straight
80	98-7552	1	Packing-Case, Gear
90	98-7553	2	Bolt
100	99-8336	5	Bolt
110	98-7555	1	Bolt
120	98-7556	2	Bolt
130	98-7557	3	Bolt
140	98-7558	2	Bolt
150	105-2893	9	Washer-Spring
160	98-7536	1	Washer-Plain
190	98-7563	1	Spring
200	98-7564	1	Seat-Valve
210	98-7565	1	Ball
220	98-7566	1	Flange-Return, Water
230	98-7567	1	Gasket
240	98-7568	3	Bolt
250	98-7569	1	Cover
260	98-7570	1	Gasket-Unit, H/Meter

Ref	Part No.	Qty.	Description
270	98-7571	4	Stud
280	98-7572	4	Nut
290	98-7699	4	Washer-Spring
300	100-9162	1	Flange-Filter, Oil
310	100-9163	1	Gasket
320	98-7571	1	Stud
330	100-9164	1	Stud
340	100-9165	1	Collar
350	107-9073	2	Bolt
360	98-7699	2	Washer-Spring
370	98-7572	2	Nut
380	98-7429	1	Plug-Filter, Oil
390	108-7064	1	O-Ring



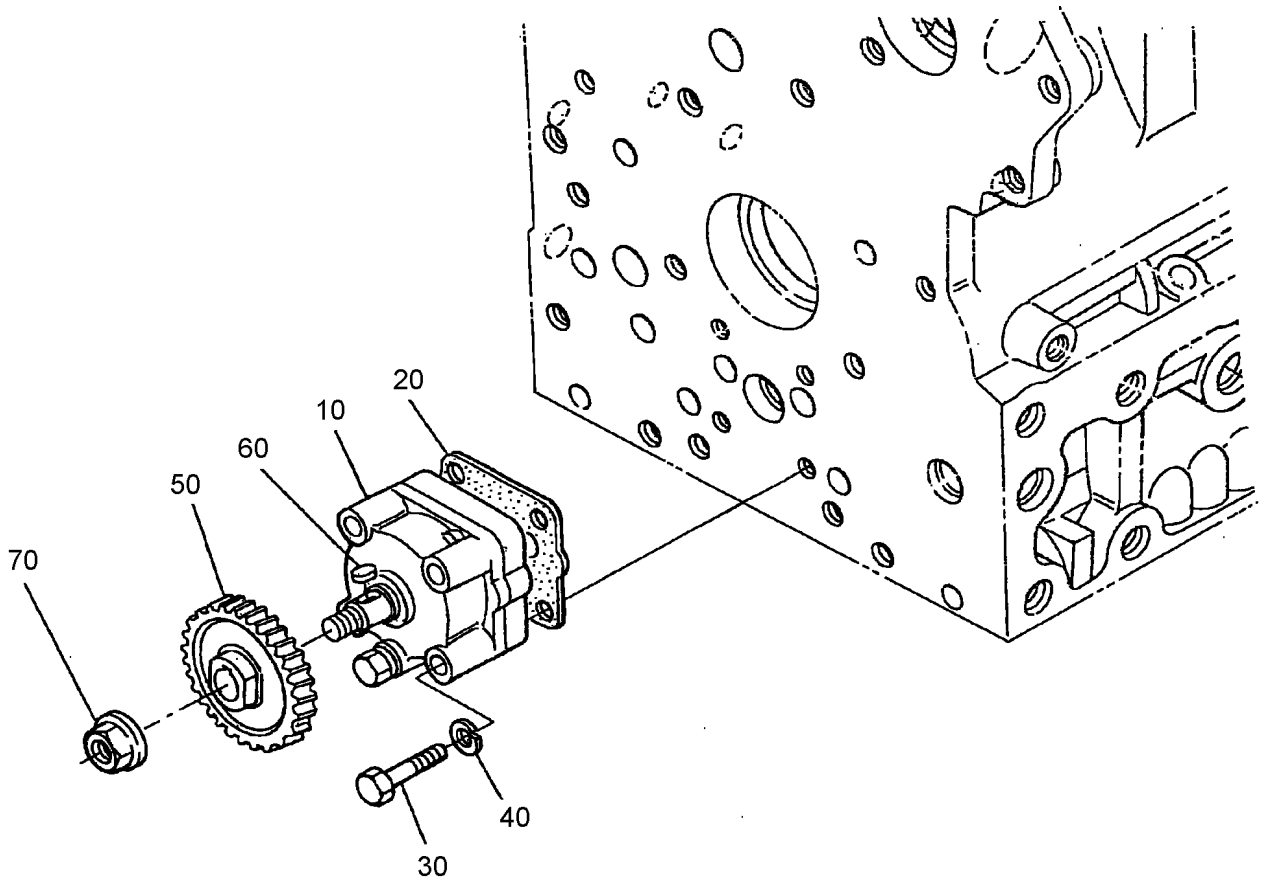
Head Cover Assembly

Ref	Part No.	Qty.	Description
10	108-7056	1	Tube, Breather
20	108-2859	1	Clamp-Hose
30	108-7057	1	Clamp, Breather Tube
35	98-7610	1	Bolt
40	108-7058	1	Cylinder Head Cover ASM
50	108-7059	1	Shield-Breather
60	98-7766	1	Pipe-Return, Water
70	108-7060	1	Cover, Breather
80	108-7061	1	O Ring, Breather
90	98-9364	4	Screw (W/Washer)
100	108-7062	1	Gasket-Head Cover
110	108-7063	10	Bolt
120	98-7429	1	Plug-Filter, Oil
130	108-7064	1	O-Ring



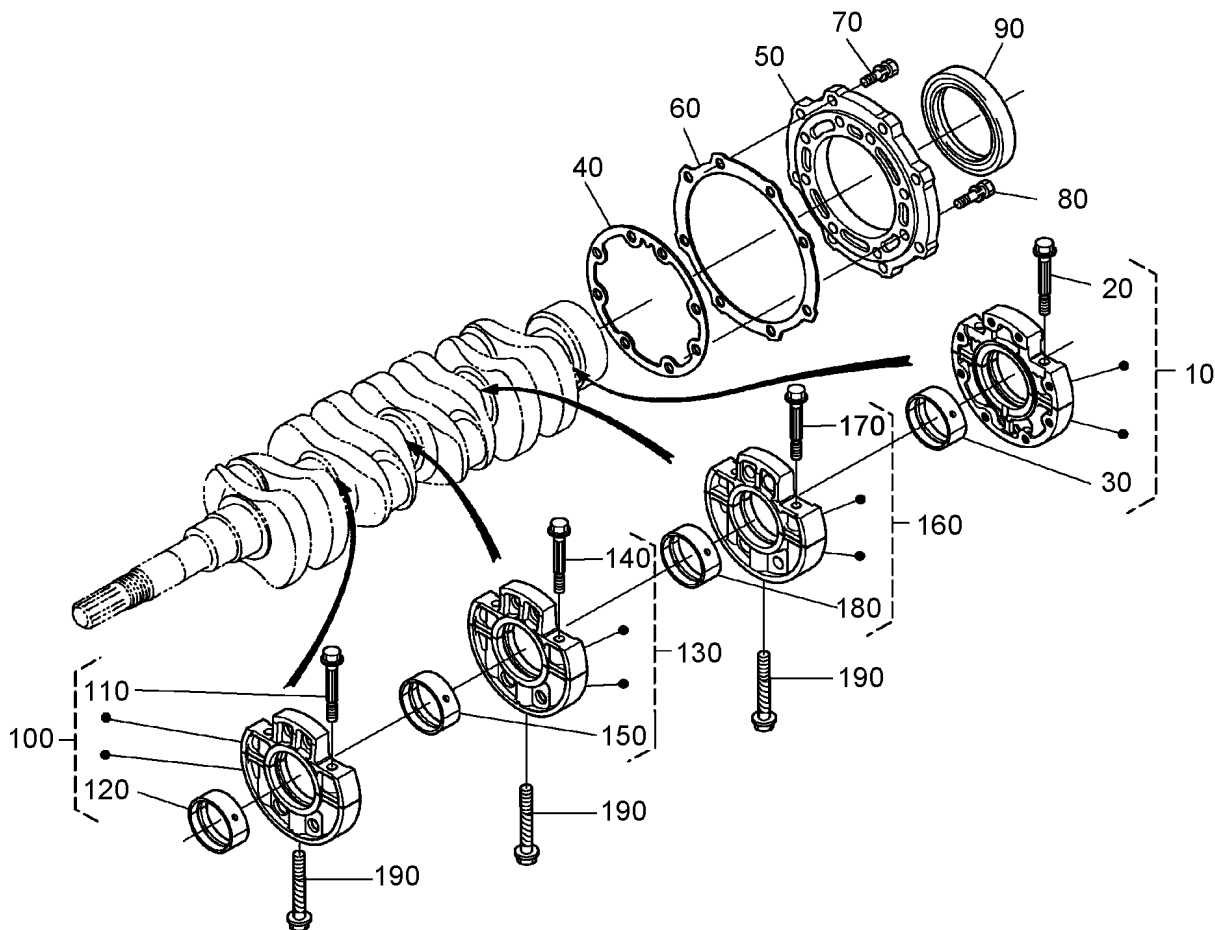
Oil Filter Assembly

Ref	Part No.	Qty.	Description
1	104-5169	1	Filter-Oil
20	100-9166	1	Connector
30	100-9167	1	Collar



Oil Pump Assembly

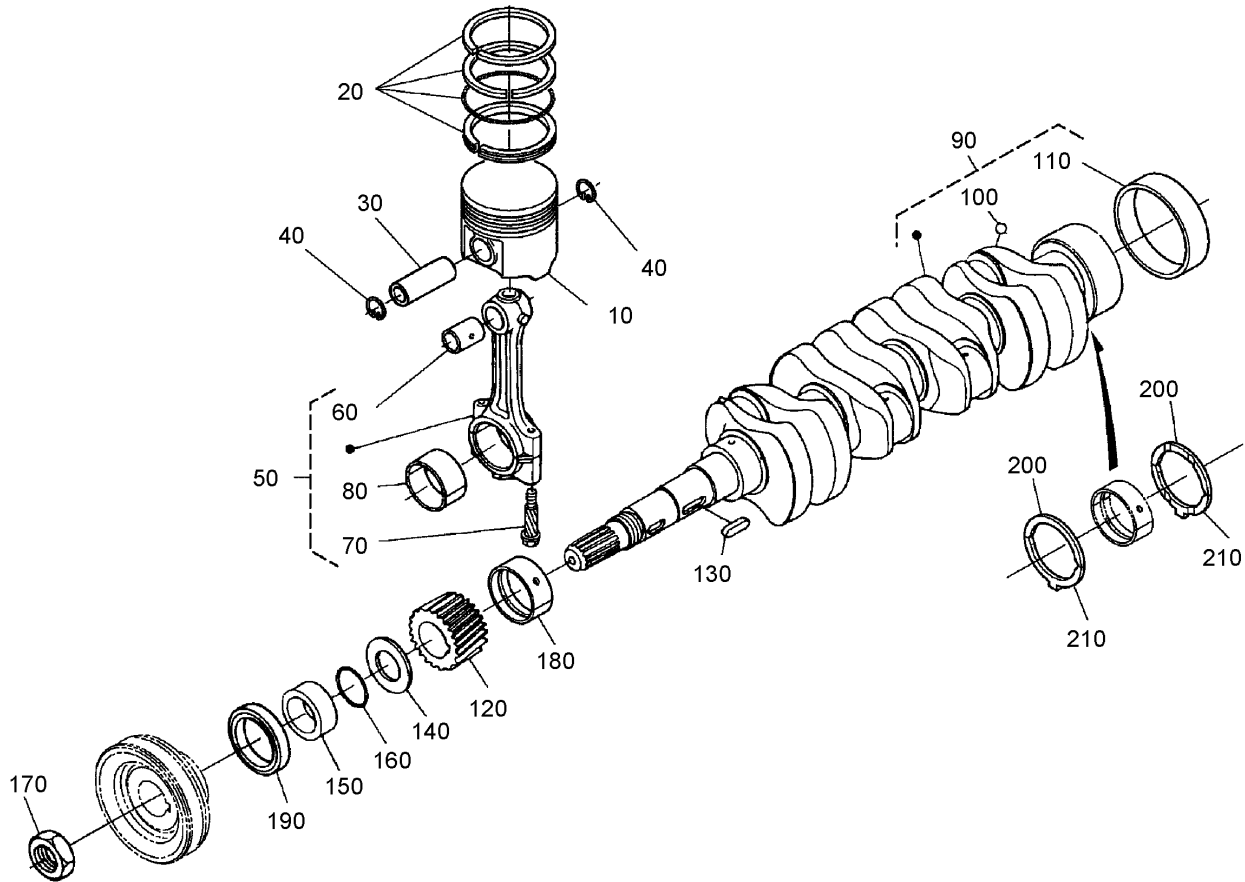
Ref	Part No.	Qty.	Description
10	100-9170	1	Oil Pump ASM
20	98-7513	1	Gasket-Pump, Oil
30	98-7514	4	Bolt
40	98-7699	4	Washer-Spring
50	98-7516	1	Gear-Drive, Oil Pump
60	98-7517	1	Key-Feather
70	98-7518	1	Nut-Flange



Main Bearing Case

Ref	Part No.	Qty.	Description
10	108-7065	1	Wheel Bearing Case ASM
20	108-7066	2	Bolt-Case, Bearing
30	108-7069	1	Metal-Crankshaft (-0.40Mm)
30	108-7068	1	Metal-Crankshaft (-0.20Mm)
30	108-7067	1	Metal-Crankshaft (STD)
40	108-7070	1	Gasket-Case, Bearing
50	108-7071	1	Cover-Case, Bearing
60	98-7437	1	Gasket-Case Cover, Bearing
70	98-7438	8	Bolt
80	98-7439	8	Bolt
90	108-7072	1	Seal-Oil
100	108-7073	1	Main Bearing Case ASM
110	108-7066	2	Bolt-Case, Bearing
120	108-7069	1	Metal-Crankshaft (-0.40Mm)
120	108-7068	1	Metal-Crankshaft (-0.20Mm)
120	108-7067	1	Metal-Crankshaft (STD)
130	108-7074	1	Main Bearing Case ASM
140	108-7066	2	Bolt-Case, Bearing
150	108-7067	1	Metal-Crankshaft (STD)
150	108-7068	1	Metal-Crankshaft (-0.20Mm)
150	108-7069	1	Metal-Crankshaft (-0.40Mm)
160	108-7097	1	Main Bearing Case ASM
170	108-7066	2	Bolt-Case, Bearing
180	108-7069	1	Metal-Crankshaft (-0.40Mm)

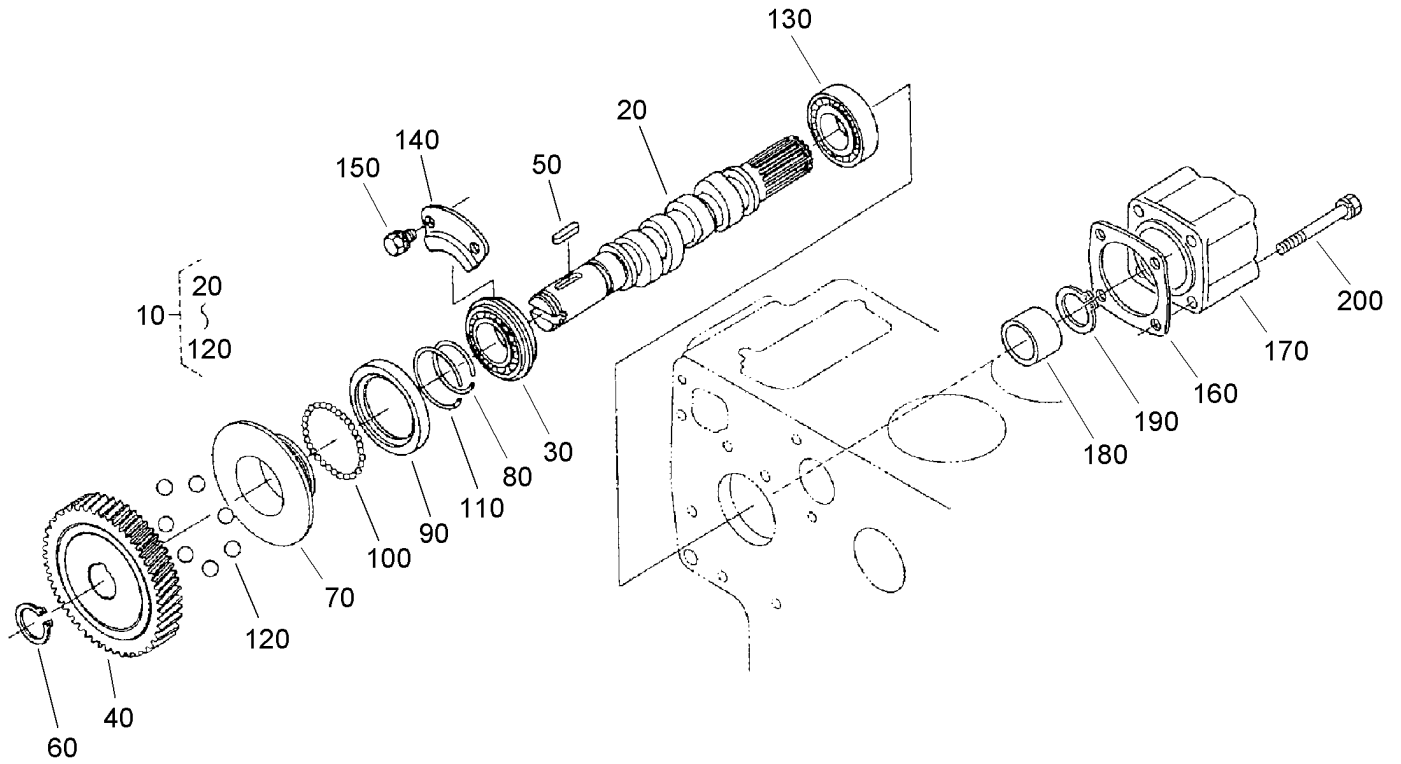
Ref	Part No.	Qty.	Description
180	108-7068	1	Metal-Crankshaft (-0.20Mm)
180	108-7067	1	Metal-Crankshaft (STD)
190	98-7444	3	Bolt-Case, Bearing



Piston and Crankshaft Assembly

Ref	Part No.	Qty.	Description
10	100-9181	4	Piston-STD
10	99-5435	1	Piston (.50Mm)
20	99-5436	1	Piston Ring ASM (0.50Mm)
20	100-9182	4	Piston Ring ASM (STD)
30	98-7464	4	Pin-Piston
40	98-7465	8	Clip-Pin, Piston
50	98-7466	4	Connecting Rod ASM
60	98-7467	4	Bushing-Pin, Piston
70	98-7468	8	Bolt-Rod, Connecting
80	98-7471	4	Metal-Crankpin (-0.40Mm)
80	98-7470	4	Metal-Crankpin (-0.20Mm)
80	98-7469	4	Metal-Crankpin (STD)
90	98-7472	1	Crankshaft-Complete
100	98-7473	4	Ball
110	98-7474	1	Sleeve-Crankshaft
120	98-7475	1	Gear-Crankshaft
130	98-7451	1	Key-Feather
140	98-7476	1	Slinger-Oil
150	98-7477	1	Collar-Crankshaft
160	98-7478	1	O-Ring
170	98-7479	1	Nut-Crankshaft
180	108-7077	1	Metal-Crankshaft (-0.40Mm)
180	108-7076	1	Metal-Crankshaft (-0.20Mm)
180	108-7075	1	Metal-Crankshaft (STD)

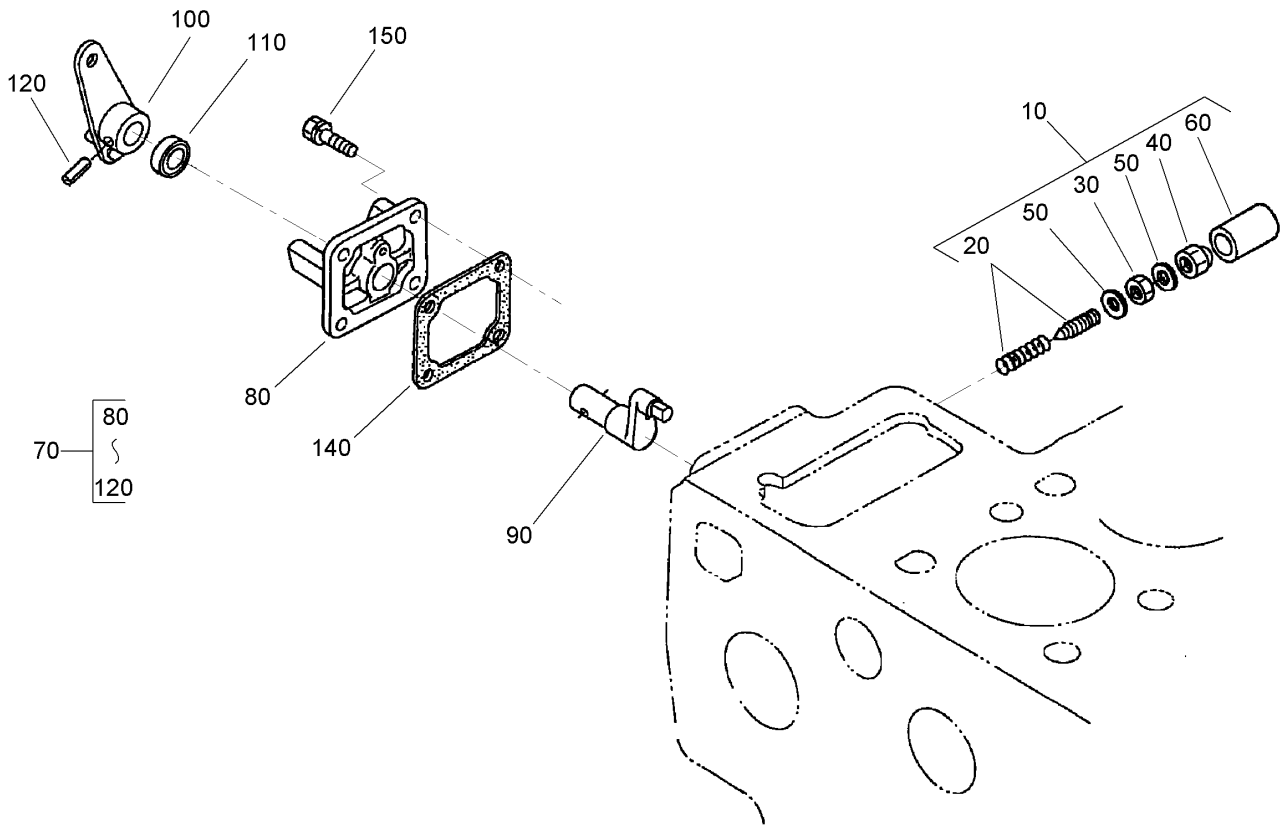
Ref	Part No.	Qty.	Description
190	98-7480	1	Seal-Oil
200	108-7080	2	Metal-Side (+0.40Mm)
200	108-7079	2	Metal-Side (+0.20Mm)
200	108-7078	2	Metal-Side (STD)
210	108-7083	2	Metal-Side (+0.40Mm)
210	108-7082	2	Metal-Side (+0.20Mm)
210	108-7081	2	Metal-Side (STD)



1G610-006-10

Fuel Camshaft and Governor Shaft Assembly

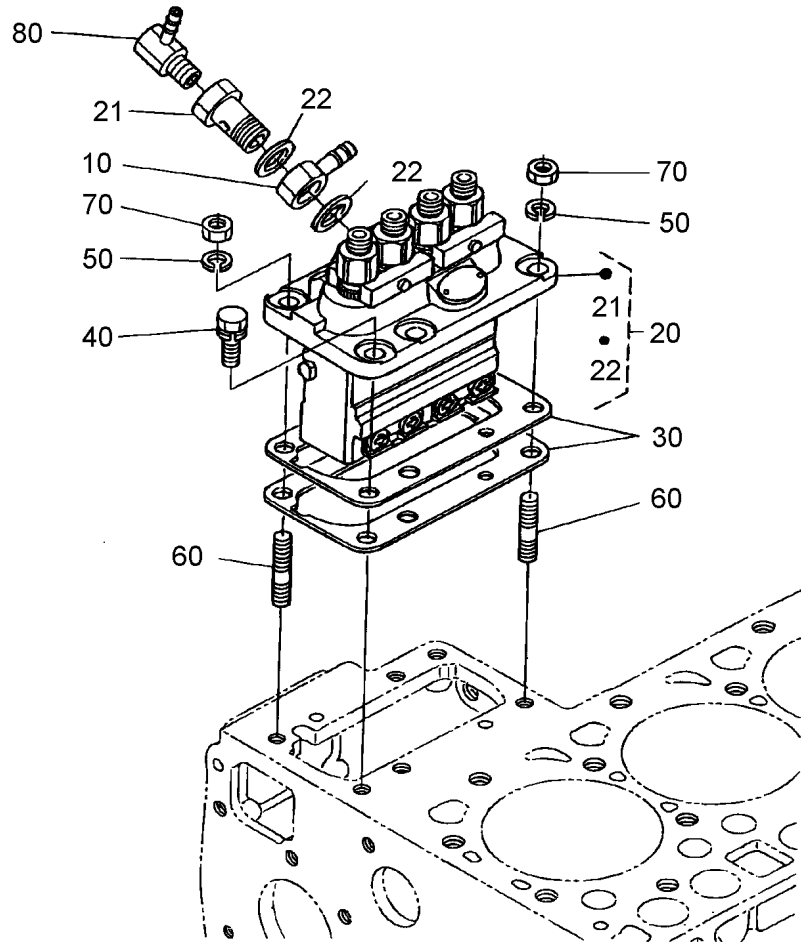
Ref	Part No.	Qty.	Description
10	98-7551	1	Fuel Camshaft ASM
20	98-7508	1	Camshaft-Fuel
30	98-7595	1	Bearing-Ball
40	98-7574	1	Gear-Pump, Injection
50	98-7575	1	Key-Feather
60	98-7576	1	Clip-Cir., External
70	98-7577	1	Sleeve-Governor
80	98-7578	1	Clip-Cir., Governor Sleeve
90	98-7579	1	Case-Ball, Governor
100	98-7580	39	Ball
110	98-7581	1	Clip-Cir.
120	98-7582	7	Ball
130	108-7084	1	Bearing-Ball
140	98-7584	1	Stopper
150	100-9195	2	Bolt
160	98-7588	1	Gasket
170	98-7586	1	Cover-Fuel, Camshaft
180	98-7587	1	Collar
190	98-7589	1	Clip-Cir., External
200	98-7590	4	Bolt



Engine Stop Lever Assembly

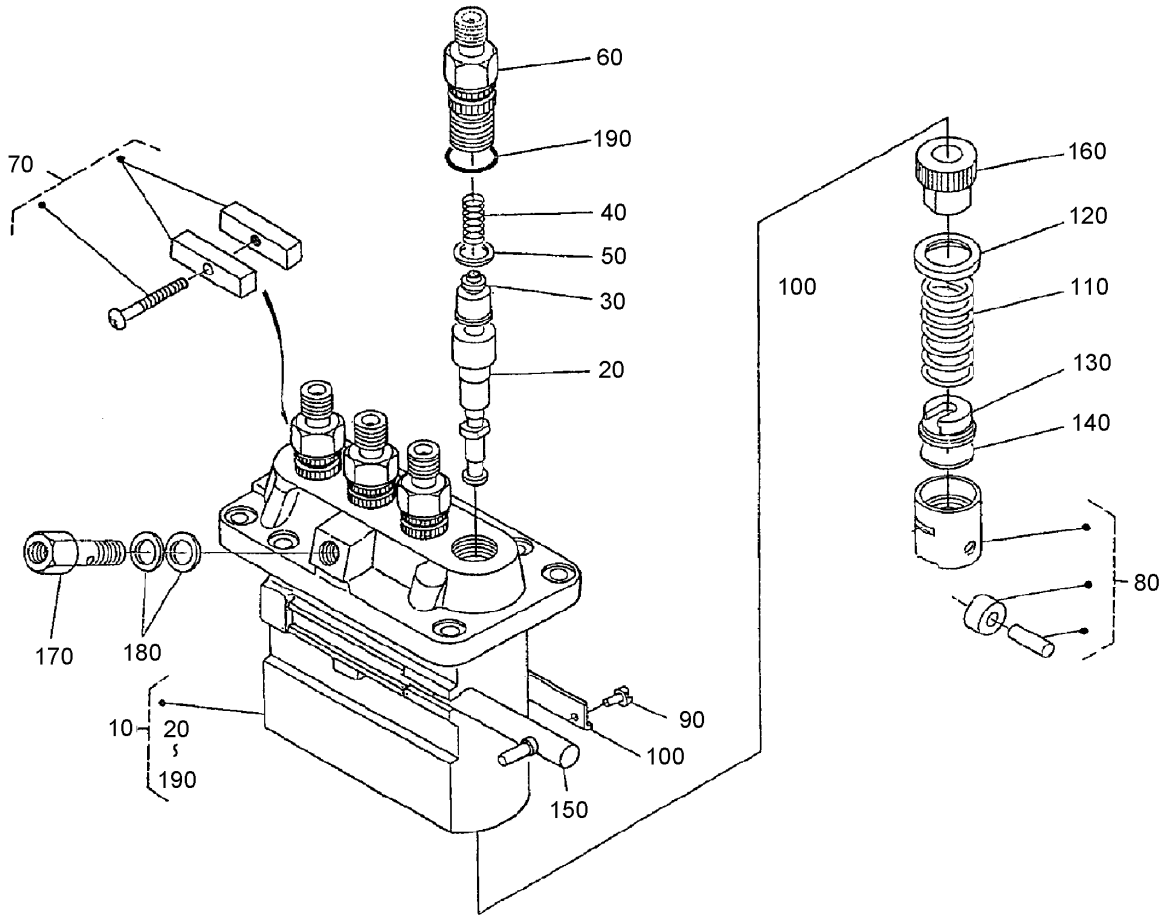
Ref	Part No.	Qty.	Description
10	98-7591	1	I/D Appartus ASM
20	98-7592	1	Adjusting Bolt ASM
30	98-7593	1	Nut
40	98-7594	1	Nut-Cap
50	98-7428	2	Gasket
60	98-7596	1	Cap
70	100-9198	1	Engine Stop Lever ASM
80	98-7598	1	Cover-Pump, Injection
90	100-9200	1	Shaft-Lever
100	98-7600	1	Lever-Stop, Engine
110	98-7601	1	Seal-Oil
120	98-7602	1	Pin-Spring
140	98-7604	1	Gasket-Cover, Pump
150	98-7605	4	Bolt

--	--	--	--



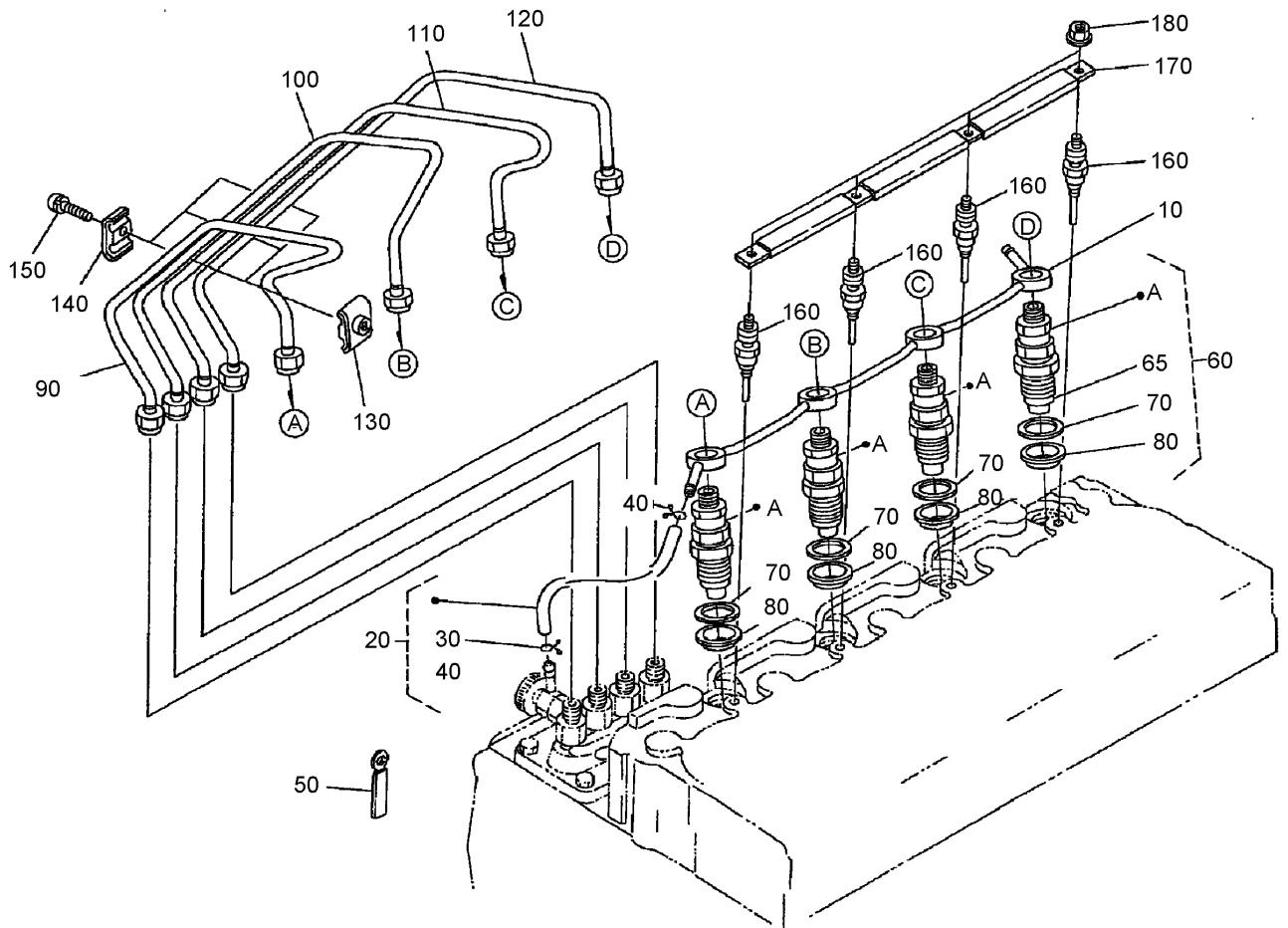
Injection Pump Assembly

Ref	Part No.	Qty.	Description
10	98-7617	1	Joint
20	100-9201	1	Injection Pump ASM
21	98-7635	1	Screw
22	98-7636	2	Gasket
30	98-7609	1	Shim-Pump, Injection
30	98-7608	1	Shim
30	98-7607	1	Shim
40	98-7610	4	Bolt
50	105-2893	2	Washer-Spring
60	100-1558	2	Stud-Manifold, Exhaust
70	98-7534	2	Nut
80	107-4300	1	Orifice ASM



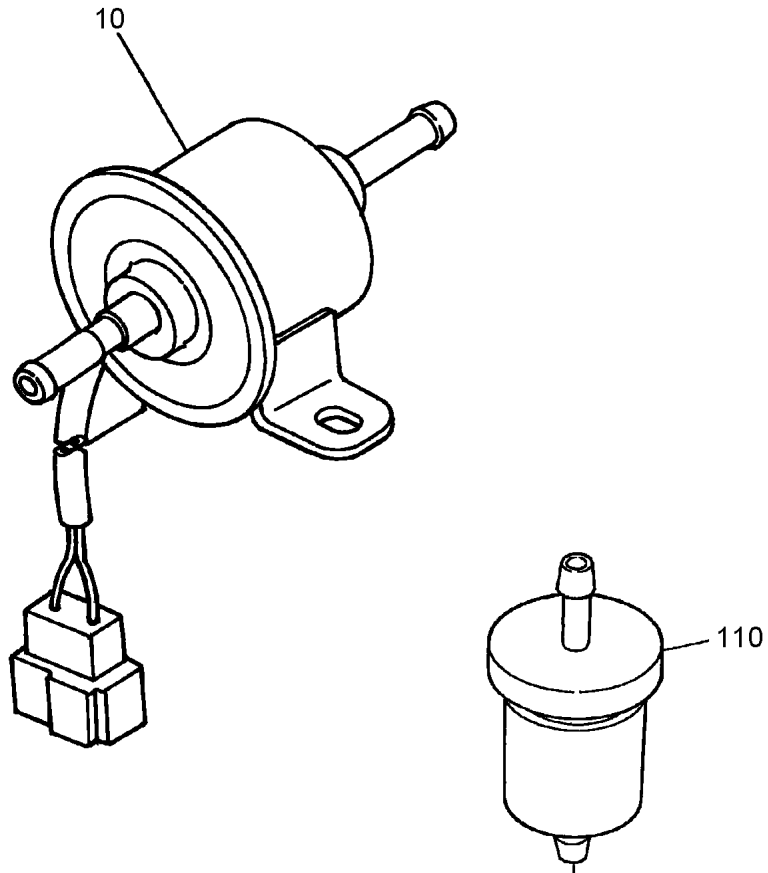
Injection Pump (Component Part) Assembly

Ref	Part No.	Qty.	Description
10	100-9201	1	Injection Pump ASM
20	98-7619	4	Plunger-Pump
30	98-7620	4	Valve-Delivery
40	98-7621	4	Spring-Valve, Delivery
50	98-7622	4	Gasket-Valve, Delivery
60	98-7623	4	Holder-Valve, Delivery
70	98-7624	2	Lock Plate ASM
80	98-7625	4	Tappet ASM
90	98-7626	4	Pin-Guide, Tappet
100	98-7627	2	Plate
110	98-7628	4	Spring-Plunger
120	98-7629	4	Seat-Spring, Upper
130	98-7630	4	Seat-Spring, Lower
140	98-7631	4	Shim
150	98-7632	1	Rack-Control
160	98-7634	4	Sleeve-Control
170	98-7635	1	Screw
180	98-7636	2	Gasket
190	98-7637	4	O-Ring



Nozzle Holder and Glow Plug Assembly

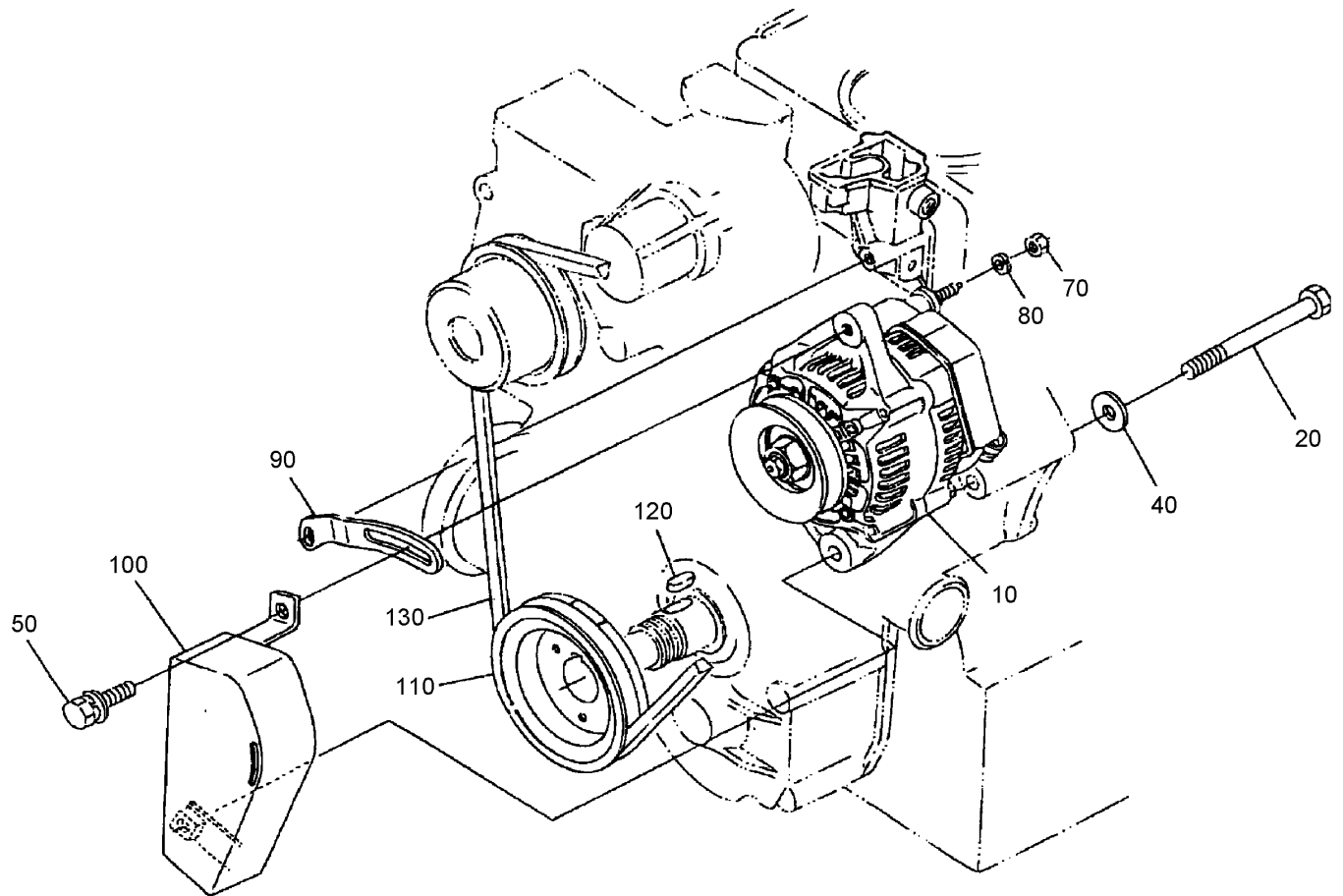
Ref	Part No.	Qty.	Description
10	100-9213	1	Overflow Pipe ASM
20	98-7670	1	Overflow Pipe ASM
30	98-7671	1	Clip-Pipe
40	98-7672	1	Clip-Pipe
50	98-7673	1	Clamp-Cord
60	100-9214	1	Nozzle Holder Kit
65	100-9215	4	Piece-Nozzle
70	98-7676	4	Gasket
80	98-7677	4	Seal
90	100-9216	1	Pipe-Injection
100	100-9217	1	Pipe-Injection
110	100-9218	1	Pipe-Injection
120	100-9219	1	Pipe-Injection
130	98-7682	3	Clamp-Pipe
140	98-7683	3	Clamp-Pipe
150	98-9364	3	Screw (W/Washer)
160	98-7685	4	Plug-Glow
170	98-7686	1	Cord-Plug, Glow
180	99-8377	4	Nut-Flange



Fuel Filter and Fuel Pump

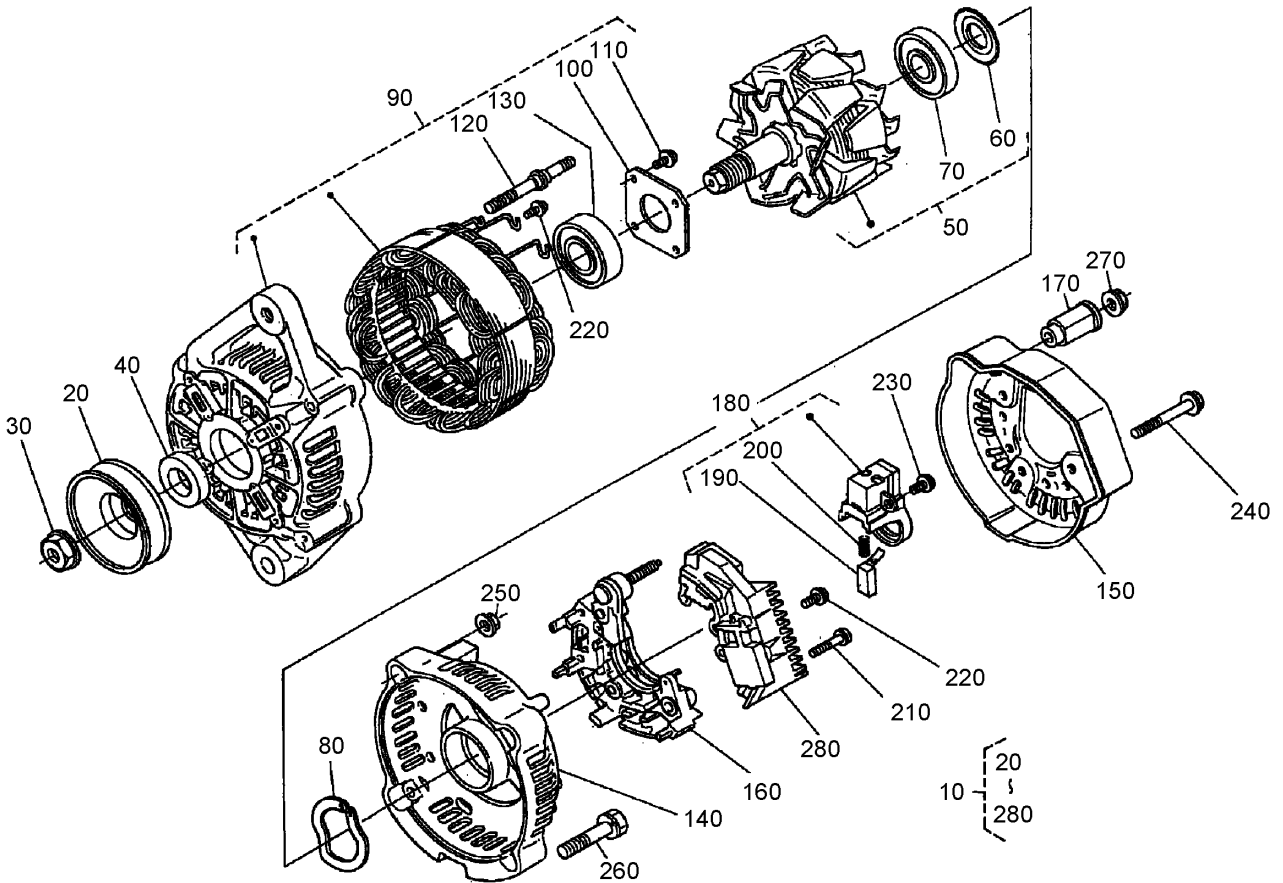
Ref	Part No.	Qty.	Description
10	107-0122	1	Pump-Fuel, Electric
110	98-7612	1	Filter-Fuel

--	--	--	--



Alternator and Pulley Assembly

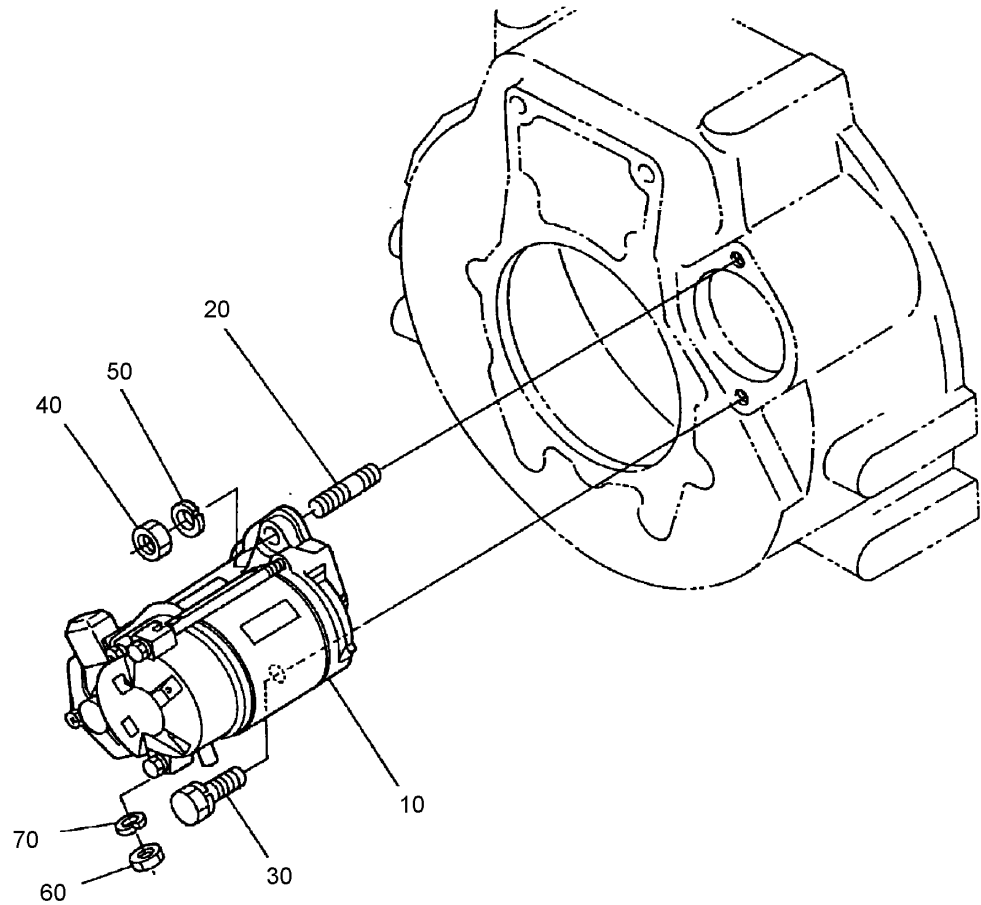
Ref	Part No.	Qty.	Description
10	107-0145	1	Alternator ASM
20	98-7695	1	Bolt
40	98-9366	1	Washer-Plain
50	108-7088	1	Bolt
70	98-7572	1	Nut
80	98-7699	1	Washer-Spring
90	105-2872	1	Bracket-Alternator
100	98-7701	1	Cover-Belt
110	106-2044	1	Pulley-Drive, Fan
120	98-7451	1	Key-Feather
130	98-7705	1	V-Belt



Alternator (Component Part) Assembly

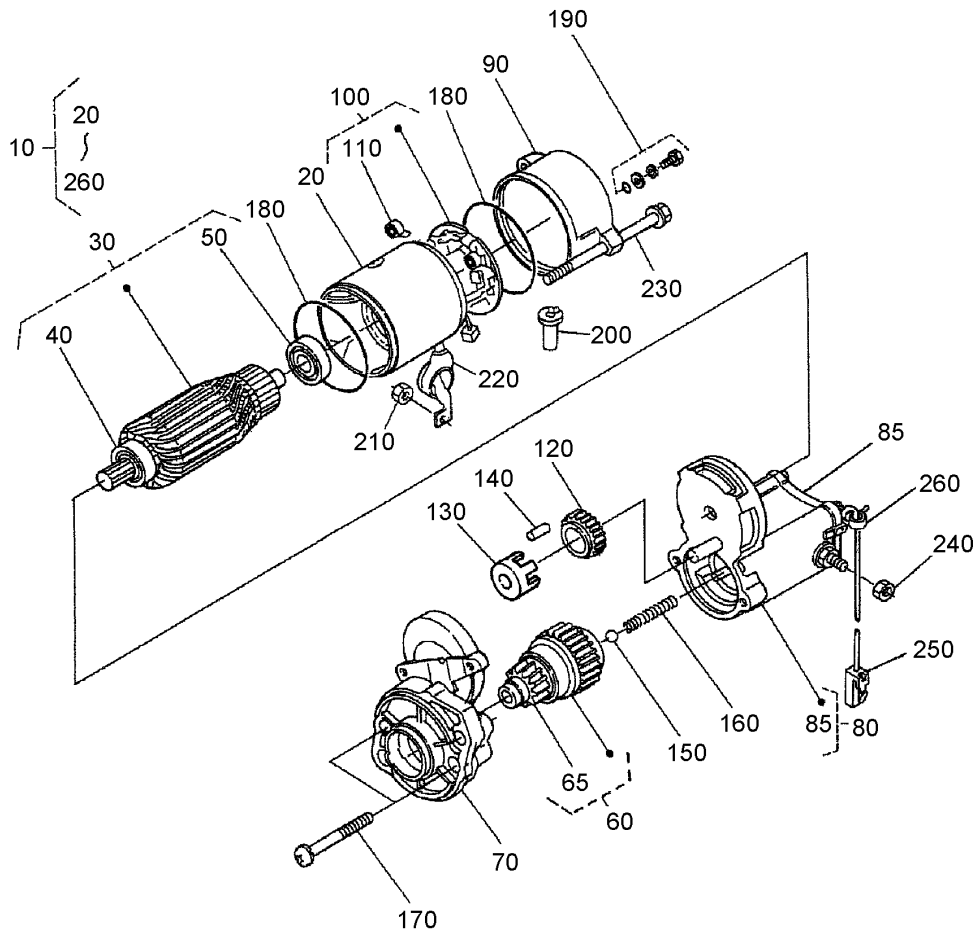
Ref	Part No.	Qty.	Description
10	107-0145	1	Alternator ASM
20	98-7707	1	Pulley-Alternator
30	98-7708	1	Nut
40	98-7709	1	Collar
50	107-0136	1	Rotor
60	98-7711	1	Cover-Bearing
70	107-0138	1	Bearing-Ball
80	98-7713	1	Washer-Thrust
90	107-0139	1	Drive End Frame ASM
100	98-7715	1	Plate-Retainer
110	98-7716	4	Screw-Head, Round
120	98-7717	2	Bolt-Through
130	107-0137	1	Bearing-Ball
140	98-7719	1	Frame-End
150	107-0140	1	Cover-End
160	98-7721	1	Rectifier ASM
170	98-7722	1	Bushing-Insulation
180	107-0141	1	Holder-Brush
190	98-7724	2	Brush
200	98-7725	2	Spring-Brush
210	98-7726	2	Screw-Head, Round
220	98-7727	6	Screw-Head, Round
230	98-7728	1	Screw-Head, Round
240	98-7729	3	Bolt

Ref	Part No.	Qty.	Description
250	98-7730	2	Nut
260	98-7731	2	Bolt
270	98-7732	1	Nut
280	107-9088	1	Regulator ASM



Starter Assembly

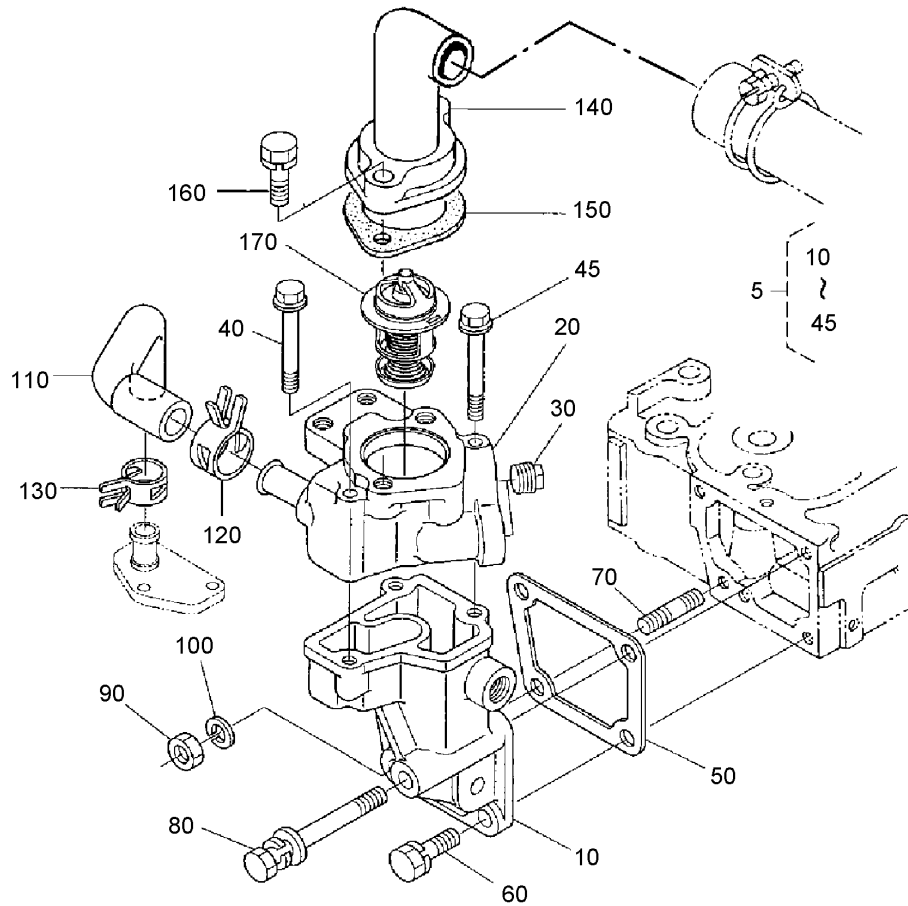
Ref	Part No.	Qty.	Description
10	100-9237	1	Starter ASM
20	98-7735	1	Stud
30	98-7736	1	Bolt
40	98-7737	1	Nut
50	98-7738	1	Washer-Spring
60	98-7739	1	Nut
70	105-2893	1	Washer-Spring



Starter (Component Part) Assembly

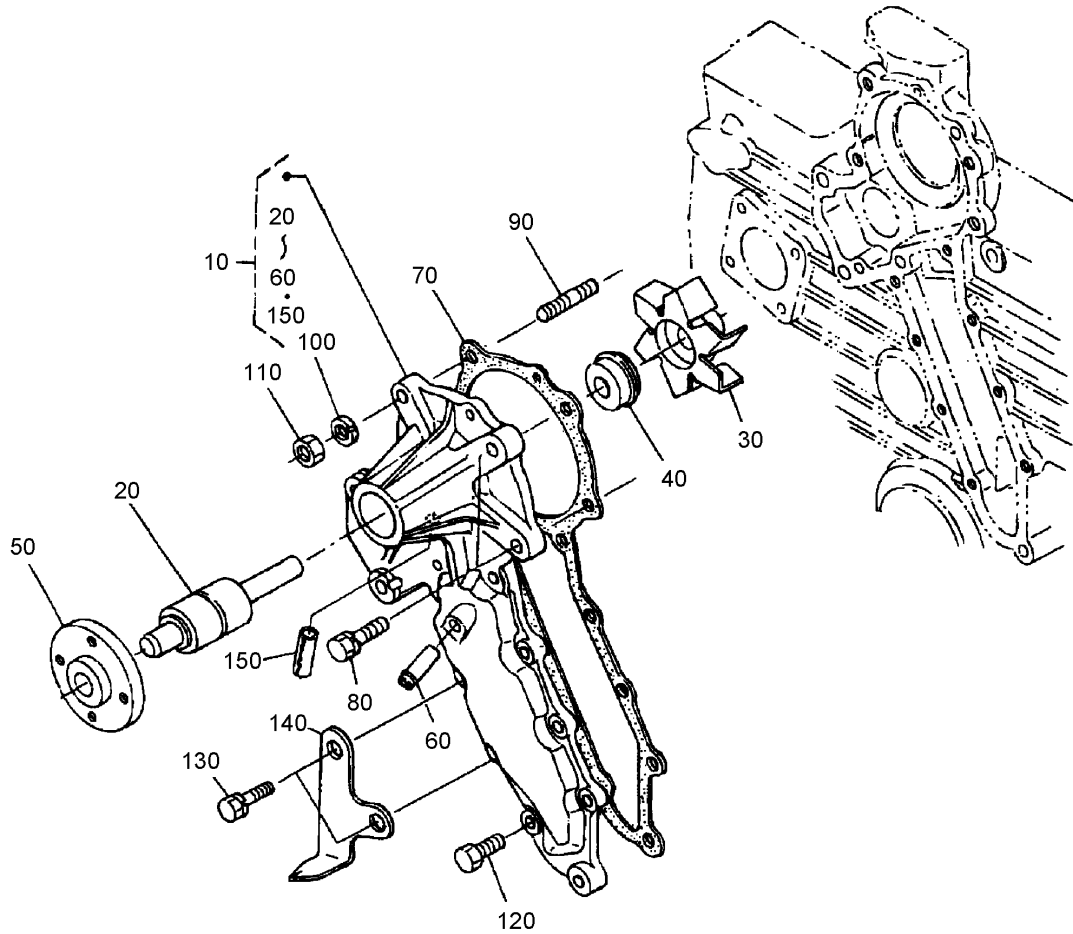
Ref	Part No.	Qty.	Description
10	100-9237	1	Starter ASM
20	104-8608	1	Yoke ASM
30	98-7742	1	Armature ASM
40	98-7744	1	Bearing
50	98-7743	1	Bearing
60	98-7745	1	Clutch-Running, Over
65	105-2887	1	Pinion-Bevel
70	98-7746	1	Frame-End, Drive
80	100-9239	1	Magentic Switch ASM
85	105-2886	1	Cover ASM
90	98-7748	1	Frame-End
100	98-7749	1	Brush Holder ASM
110	98-7750	4	Spring-Brush
120	98-7751	1	Gear
130	98-7752	1	Retainer
140	98-7753	5	**obs** Roller
150	98-7755	1	Ball
160	98-7754	1	Spring
170	98-7756	2	Bolt
180	98-7757	2	O-Ring
190	98-7758	2	Bolt ASM
200	98-7759	1	Pipe-Drain
210	99-8371	1	Nut-Hex
220	99-8375	1	Cover

Ref	Part No.	Qty.	Description
230	100-9240	2	Bolt
240	99-8376	1	Nut-Hex
250	98-9711	1	Cord-Solenoid, Stop
260	98-9712	1	Band-Cover



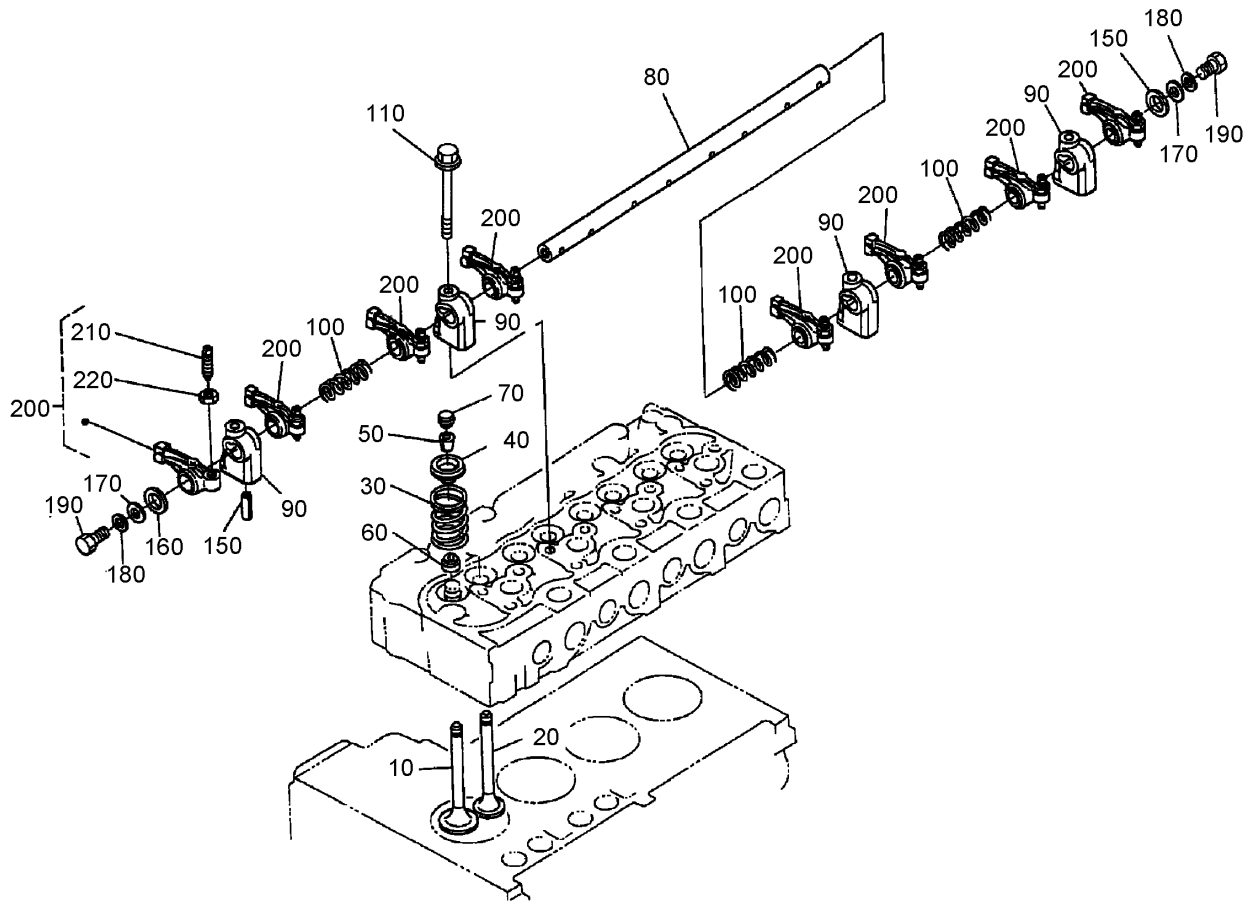
Water Flange and Thermostat Assembly

Ref	Part No.	Qty.	Description				
5	105-4578	1	Water Flange ASM				
10	107-0143	1	Flange-Water				
20	107-0144	1	Flange-Water				
30	105-2874	2	Plug				
40	105-2875	2	Bolt-Flange				
40	105-2875	3	Bolt-Flange				
45	107-0117	1	Bolt-Flange				
50	105-2876	1	Gasket-Flange, Water				
60	98-7610	2	Bolt				
70	100-1558	1	Stud-Manifold, Exhaust				
80	107-0115	1	Bolt				
90	98-7534	1	Nut				
100	105-2893	1	Washer-Spring				
110	105-2878	1	Pipe-Return, Water				
120	98-9714	1	Clamp-Hose				
130	105-2879	1	Clamp-Hose				
140	100-9244	1	Cover-Thermostat				
150	105-3748	1	Gasket-Thermostat				
160	98-7777	2	Bolt				
170	105-2881	1	Thermostat ASM				



Water Pump Assembly

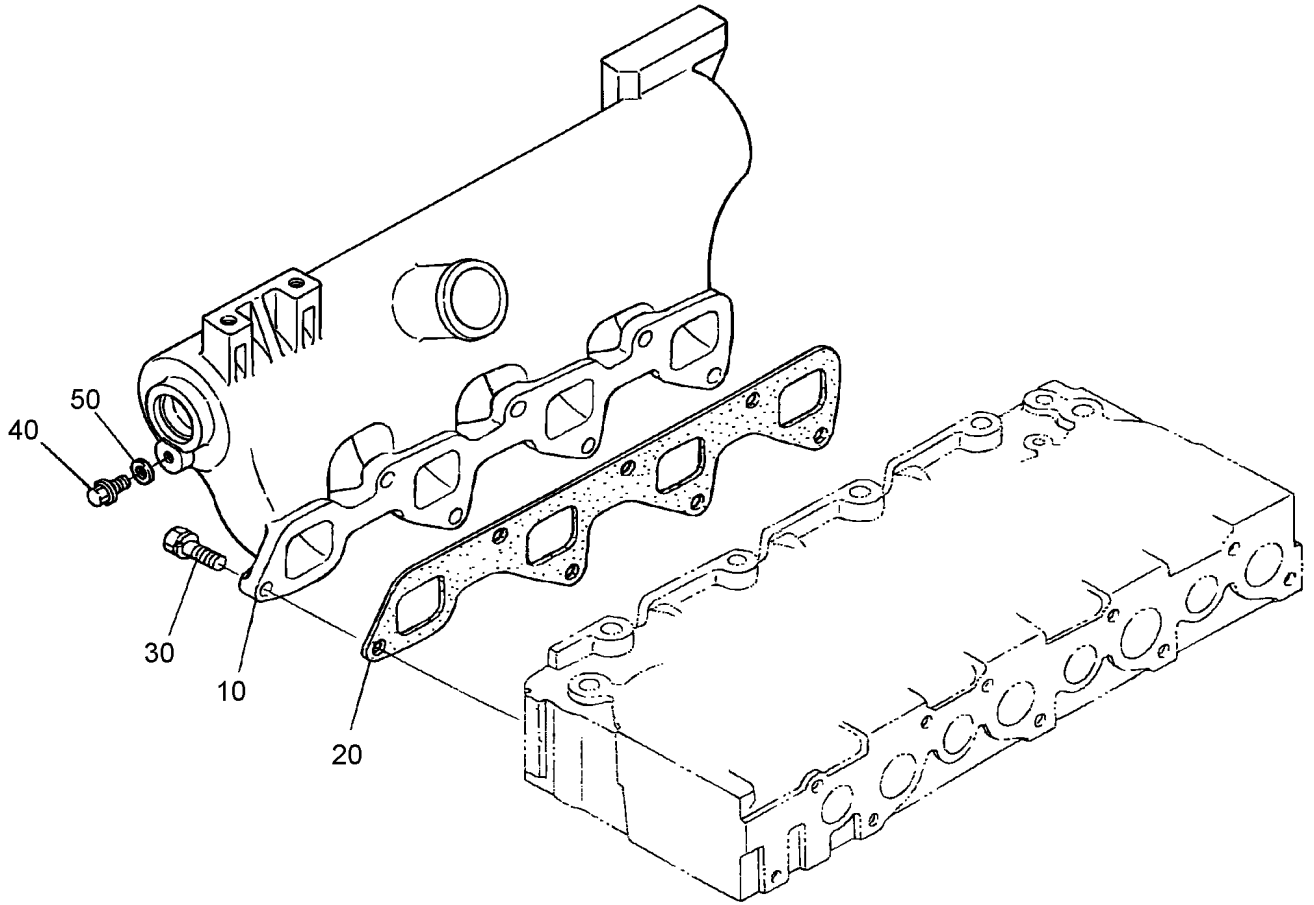
Ref	Part No.	Qty.	Description				
10	107-0129	1	Water Pump ASM				
20	98-7780	1	Bearing-Ball				
30	107-0130	1	Impeller-Pump, Water				
40	105-2882	1	Mechanical Seal ASM				
50	108-7089	1	Flange-Shaft, W/Pump				
60	98-9580	1	Pipe-Return, Water				
70	98-7784	1	Gasket-Pump, Water				
80	98-7439	2	Bolt				
90	108-7090	2	Stud				
100	105-2893	2	Washer-Spring				
110	98-7534	2	Nut				
120	98-7605	6	Bolt				
130	98-7568	2	Bolt				
140	100-9246	1	Indicator-Timing				
150	107-0131	1	Pin-Spring				



Valve and Rocker Arm Assembly

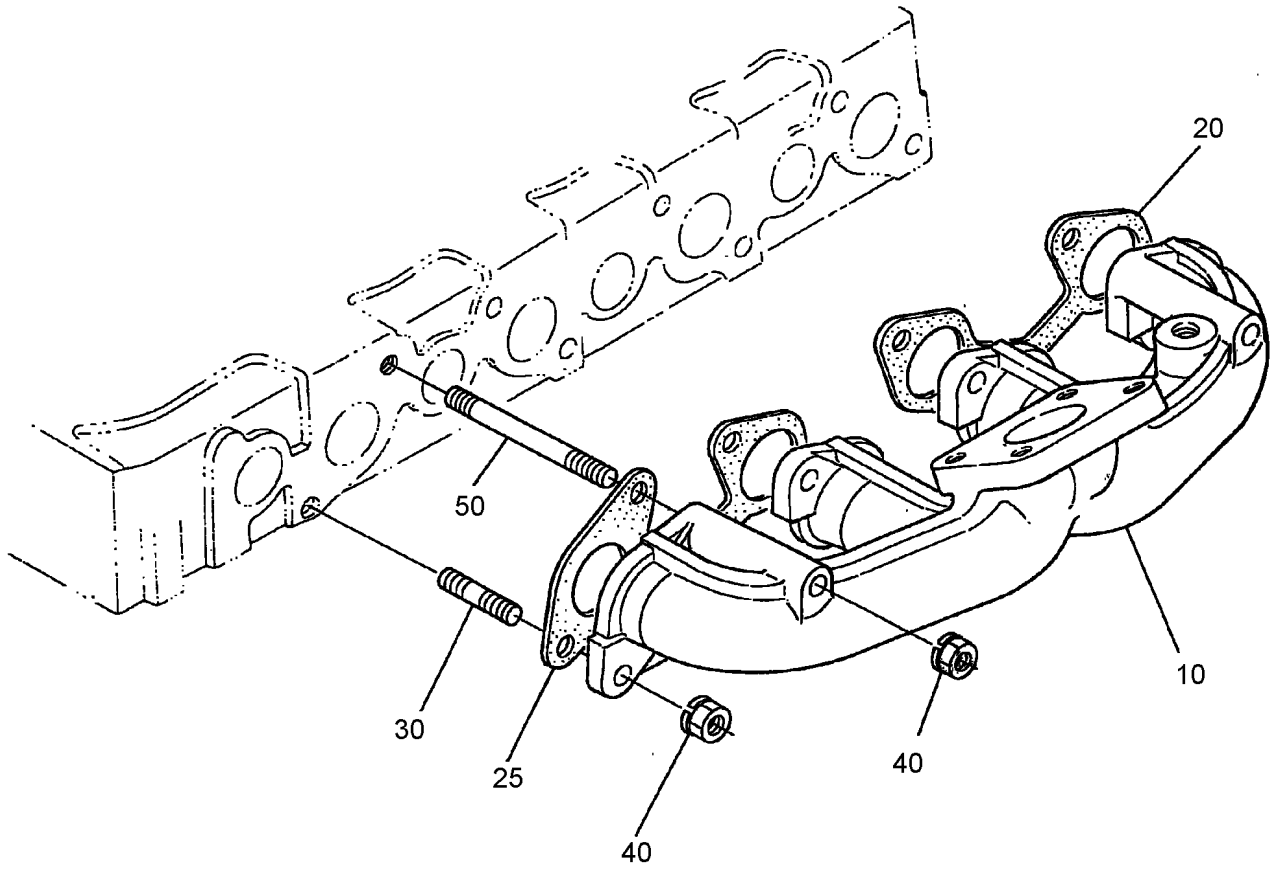
Ref	Part No.	Qty.	Description
10	98-7791	4	Valve-Inlet
20	100-9281	4	Valve-Exhaust
30	98-7793	8	Spring-Valve
40	98-7794	8	Retainer-Spring, Valve
50	98-7795	8	Collet-Spring, Valve
60	98-7796	8	Seal-Stem, Valve
70	98-7797	8	Cap-Valve
80	107-0134	1	Shaft-Arm, Rocker
90	98-7800	4	Bracket-Arm, Rocker
100	98-7807	3	Spring-Arm, Rocker
110	108-7091	4	Bolt-Flange
150	98-7805	1	Pin-Spring
160	98-7806	2	Washer
170	98-7660	2	Washer-Plain
180	105-2893	4	Washer-Spring
190	98-7884	2	Bolt
200	98-7809	8	Rocker Arm ASM
210	98-7810	8	Screw-Adjusting
220	98-7811	8	Nut

--	--	--	--



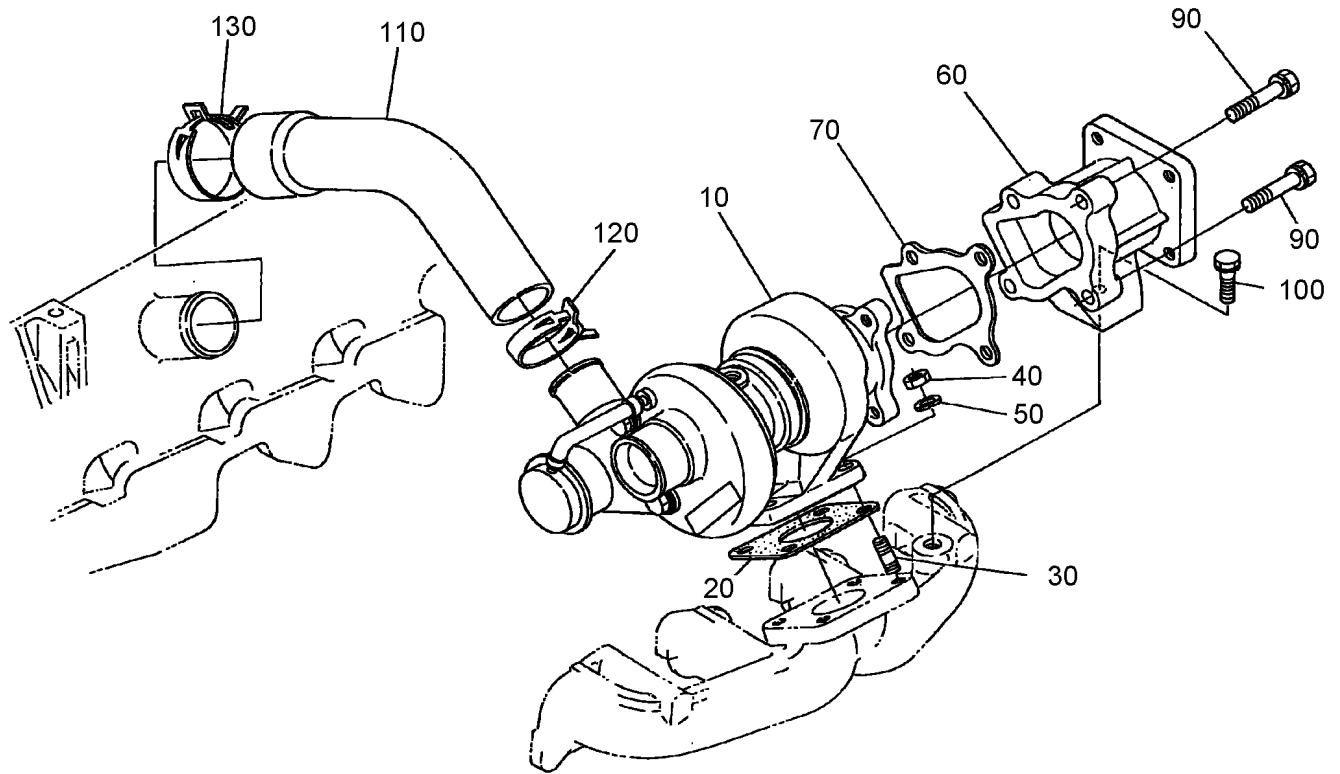
Inlet Manifold Assembly

Ref	Part No.	Qty.	Description				
10	100-9283	1	Inlet-Manifold				
20	100-9284	1	Gasket-Manifold, Intake				
30	98-7610	7	Bolt				
40	107-4317	1	Bolt-Flange				
50	98-7654	1	Gasket				



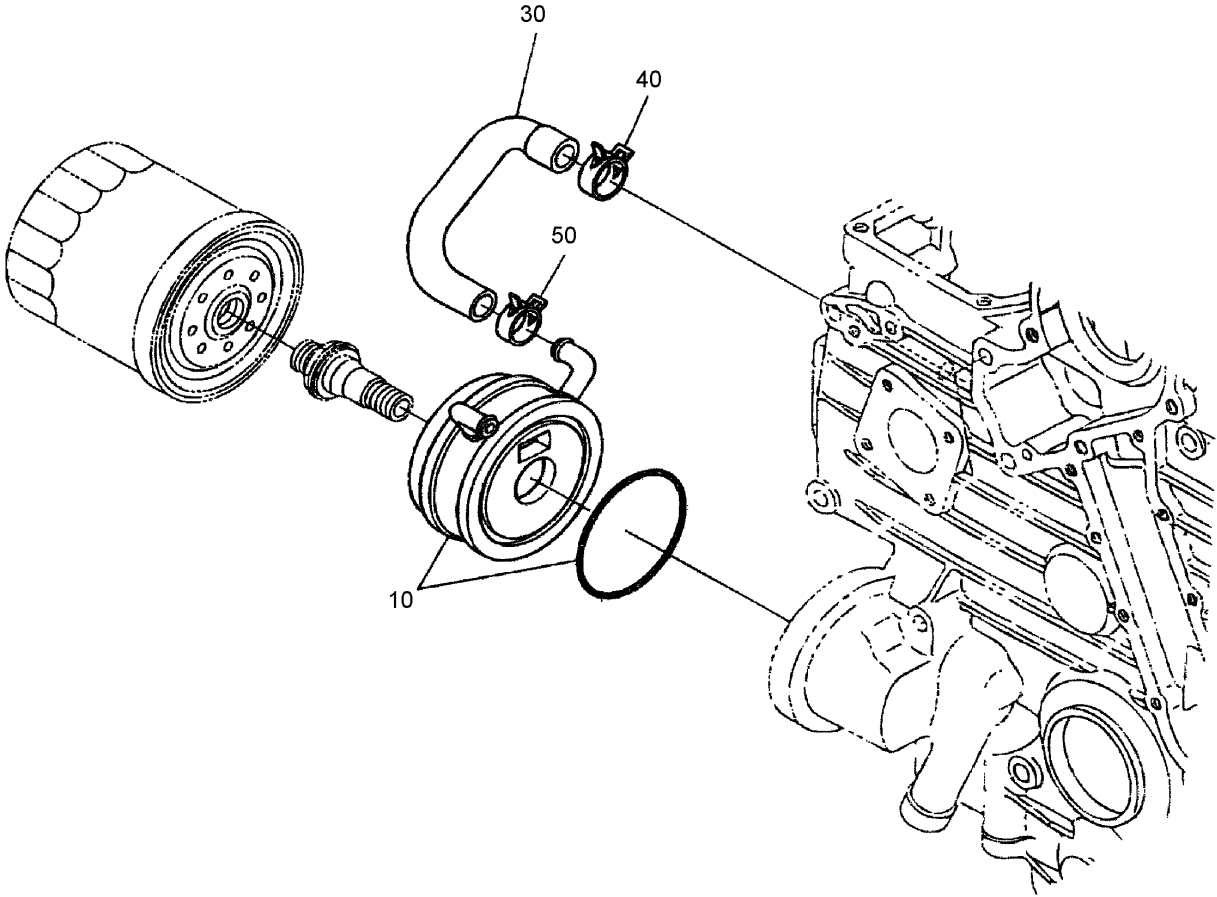
Exhaust Manifold Assembly

Ref	Part No.	Qty.	Description
10	108-7092	1	Manifold, Exhaust
20	98-7802	1	Gasket
25	98-7803	1	Gasket
30	100-1558	6	Stud-Manifold, Exhaust
40	100-9288	8	Nut
50	100-9289	2	Stud



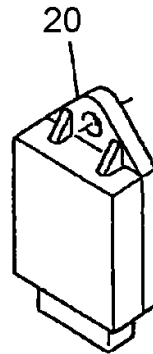
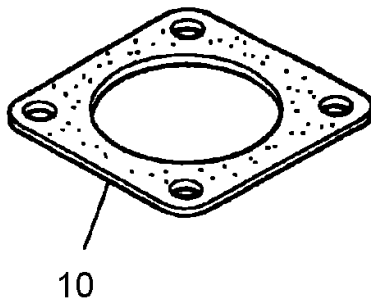
Turbo Charger Assembly

Ref	Part No.	Qty.	Description	
10	108-7093	1	Turbo Charger ASM	
20	100-9314	1	Gasket	
30	99-8342	4	Stud	
40	98-7534	4	Nut	
50	105-2893	4	Washer-Spring	
60	108-7094	1	Flange, Muffler	
70	100-9316	1	Gasket	
90	98-7697	4	Bolt	
100	100-9230	1	Bolt	
110	100-9318	1	Hose-Inlet	
120	100-9319	1	Band-Pipe	
130	99-8322	1	Band-Pipe	



Oil Cooler Assembly

Ref	Part No.	Qty.	Description
10	107-0125	1	Oil Cooler ASM
30	107-0126	1	Hose-Cooler, Oil
40	105-2879	1	Clamp-Hose
50	98-9579	1	Band-Pipe



Muffler Gasket and Glow Controller

Ref	Part No.	Qty.	Description
10	100-9333	1	Gasket-Muffler
20	98-7611	1	Controller-Glow

--	--	--	--

Attachments and Accessories

For 30410 - Groundsmaster 4000-D Traction Unit

Product Name	Model/Part
Test Box-Switch	105-2811
Front Plate Service Kit	107-4328
Blade Service Pack	108-1450
Accessory Wiring Kit	110-3263
Flat Blade Service Pack-21.75 Inch	110-6130
Hardtop Sunshade	30359
Deluxe Seat Suspension	30396
Standard Seat Kit	30398
Right-Hand Replacement Mower	30415
Left-Hand Replacement Mower	30416
Front Replacement Mower	30417
Guardian Recycler Conversion Kit	30420
Speed Control Kit	30421
Leaf Mulcher Kit	30422
Debris Blower	30425
Rotary Broom	30426
Air Conditioner Mounting Kit	30427
Flow Divider Kit	30429
Road Light Kit	30442
Air Ride Seat Suspension Kit	30621
Premium Seat Kit	30622
Arm Rest Kit	30707

NOTES

NOTES

NOTES

