



Reelmaster[®] 6500-D 2 Wheel Drive

Model No. 03806 - 260000401 and up.

Parts Catalog

Ordering Replacement Parts

To order replacement parts, please supply the part number, the quantity, and the description of each part desired.

Understanding Reference Numbers

Each identified part in an illustration has a reference number. The reference number for a part also appears in the parts list, along with other information about the part.

This catalog uses two special reference number formats, one to indicate parts in a service assembly and another to indicate the quantity of a given part in an illustration.

Service Assembly Reference Numbers

Parts in service assemblies have reference numbers in the form a:b. The a represents the reference number of the entire service assembly and the b represents a sequential number unique to each part within the service assembly.

For example, a wheel assembly might be identified by reference number 6, the tire by 6:1, the valve by 6:2, and the wheel by 6:3. When you order the assembly identified by reference number 6, you receive all parts identified by reference numbers 6:1, 6:2, and 6:3. However, you may also order any part individually. Reference numbers of this type appear in illustrations and in part lists.

Reference Numbers Indicating Quantity

In an illustration, if a reference number indicates more than one part, the reference number has the form nX y. The n represents the quantity of the part, the X is the multiplication symbol, and the y represents the reference number.

For example, in an illustration, the reference number 2X 37 means that two of the parts identified by reference number 37 are indicated.

Contents

Description	Page	Description	Page
Frame and Body Assembly 4	Lift Block Assembly No. 104-9335 48
Front Frame Assembly No. 108-4407 5	Front No. 1 Lift Arm Assembly 49
Tool Box Assembly 6	Lift Cylinder Assembly No. 108-4437 50
Control Console Assembly 7	Front No. 4 and No. 5 Lift Arm Assembly 51
Control Console and Battery Assembly 8	Hydraulic Cylinder Assembly No. 110-9709 53
Hydraulic Filter and Reservoir Assembly 10	Rear No. 2 and No. 3 Lift Arm Assembly 54
Fuel Tank Assembly 11	Hydraulic Cylinder Assembly No. 108-4438 56
Traction Pedal Assembly 12	Reel Motor Assembly 57
Brake Pedal Assembly 13	Hydraulic Motor Assembly No. 110-1717 58
Seat and Suspension Assembly 14	Rear No. 2 and No. 3 Tipper Support Assembly 59
Seat Suspension Assembly No. 110-9730 15	Crankcase Assembly 60
Seat Frame and Throttle Assembly 16	Oil Pan Assembly 61
Steering Wheel Assembly 17	Cylinder Head Assembly 62
Steering Control Assembly No. 114-5073 18	Gear Case Assembly 63
Steering Tower Assembly 19	Head Cover Assembly 64
Front Hydraulic Drive Assembly 20	Dipstick and Guide Assembly 65
Flow Divider Valve Assembly No. 110-0045 21	Main Bearing Case Assembly 66
Front Axle and Brake Assembly 22	Camshaft and Idle Gear Shaft Assembly 67
Planetary Assembly No. 105-4500-03 23	Piston and Crankshaft Assembly 68
Brake Assembly No. 100-3070-03 24	Flywheel Assembly 69
Hydraulic Motor Assembly No. 92-7385 25	Fuel Camshaft and Governor Shaft Assembly 70
Brake Assembly No. 100-3069-03 26	Idle Apparatus, Stop Solenoid and Cover Assembly 71
Hydraulic Motor Assembly No. 93-7476 27	Injection Pump Assembly 72
Hydraulic Pump Installation 28	Speed Control Plate Assembly 73
Gear Pump Assembly No. 105-3317 29	Nozzle Holder and Glow Plug Assembly 74
Piston Pump Assembly No. 110-0006 30	Nozzle Holder Component Assembly 75
Control Assembly No. 108-1503 31	Fork Lever (Governor) Assembly 76
Radiator Support and Shroud Assembly 32	Alternator and Pulley Assembly 77
Radiator and Screen Assembly 33	Alternator Component Assembly 78
Engine Installation Assembly 34	Starter Assembly 79
Oil / Water / Fuel Filter, Muffler and Air Cleaner Assembly 36	Water Flange and Thermostat Assembly 80
Air Filter Assembly No. 100-2597 38	Water Pump Assembly 81
Water and Fuel Filter Assembly No. 98-9305 39	Reserve Tank Assembly 82
Rear Hydraulic Assembly 40	Valve and Rocker Arm Assembly 83
2 Wheel Drive Axle Assembly 41	Inlet / Exhaust Manifold Assembly 84
Hydraulic Cylinder Assembly No. 94-8142 42	Turbo Charger Assembly 85
Wheel and Spindle Assembly 43	Oil Pipe (Turbo Charger) Assembly 86
Rear Hydraulic Control Block Assembly 44	Oil Cooler Assembly 87
Mow Block Assembly No. 99-6978 46	Miscellaneous Engine Parts 88
Front Hydraulic Control Block and Hose Assembly 47	Steering Wheel Assembly 89
		Attachments and Accessories List 90

Part Description Abbreviations

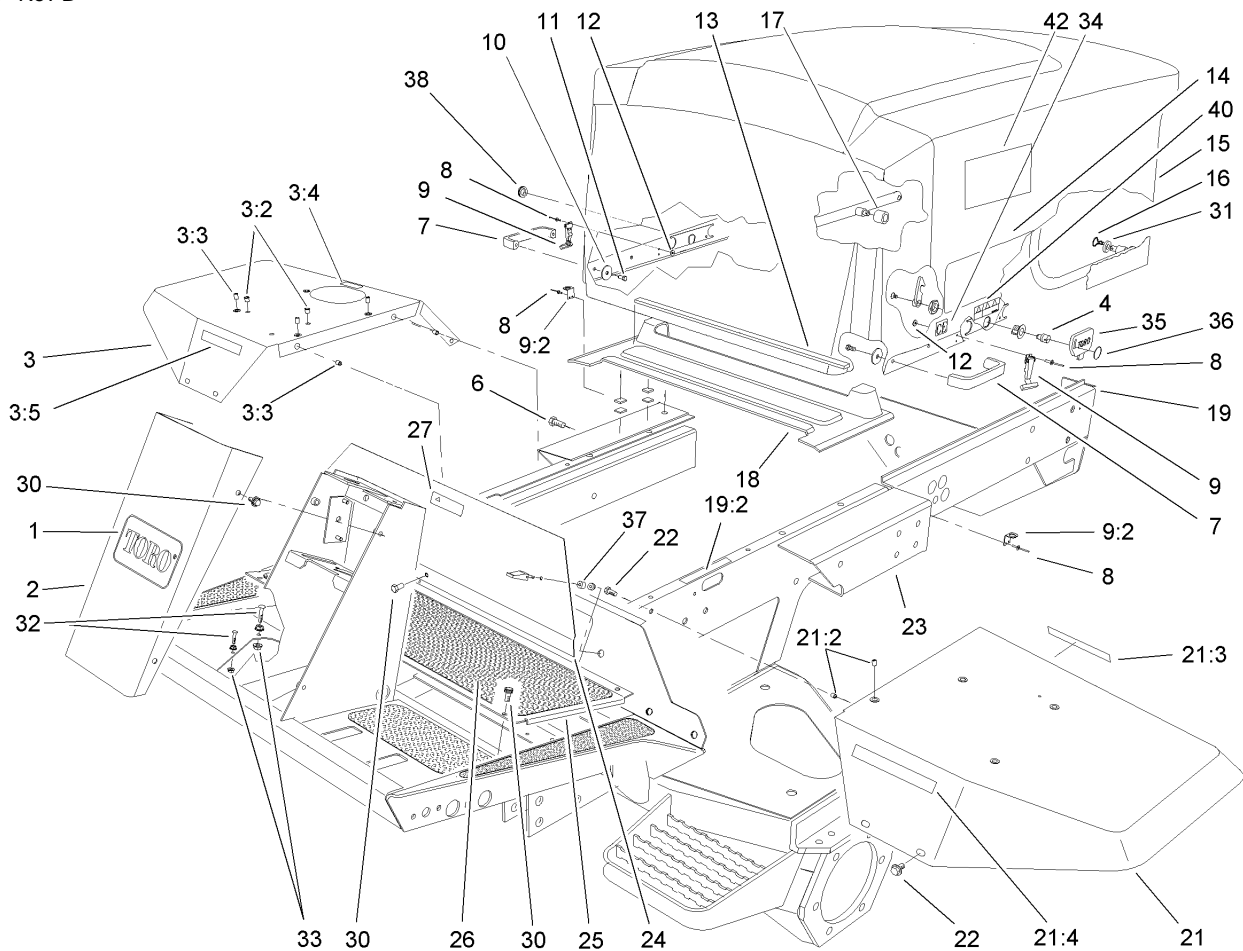
Part descriptions in this catalog may include the following abbreviations.

AR.	as required	HYD.	hydraulic
ASM.	assembly	LH.	left hand
BBC.	blade brake clutch	NI.	nylon insert
CARR.	carriage	NPTF.	national pipe thread fine
DEG.	degrees	PFH.	phillips flat head
EXT.	external	PPH.	phillips pan head
FH.	flat head	PPHTF.	phillips pan head thread forming
GA.	gauge	PRH.	phillips round head
HD.	heavy-duty	PTH.	phillips truss head
HF.	hex flange	PTO.	power-take-off
HH.	hex head	RH.	right hand
HHF.	hex head flange	ROPS.	roll-over protection system
HHFTF.	hex head flange thread forming	SFH.	slotted fillister head
HJ.	hex jam	SHH.	slotted hex head
HLH.	hex lag head	SHWH.	slotted hex washer head
HOC.	height-of-cut	SPH.	slotted pan head
HSBH.	hex socket button head	SQH.	square head
HSFH.	hex socket flat head	SRH.	slotted round head
HSH.	hex socket head	STD.	standard
HWH.	hex washer head	TAP.	self tapping
HWHTF.	hex washer head thread forming	TTH.	torx truss head

Footnotes

❶ Not illustrated

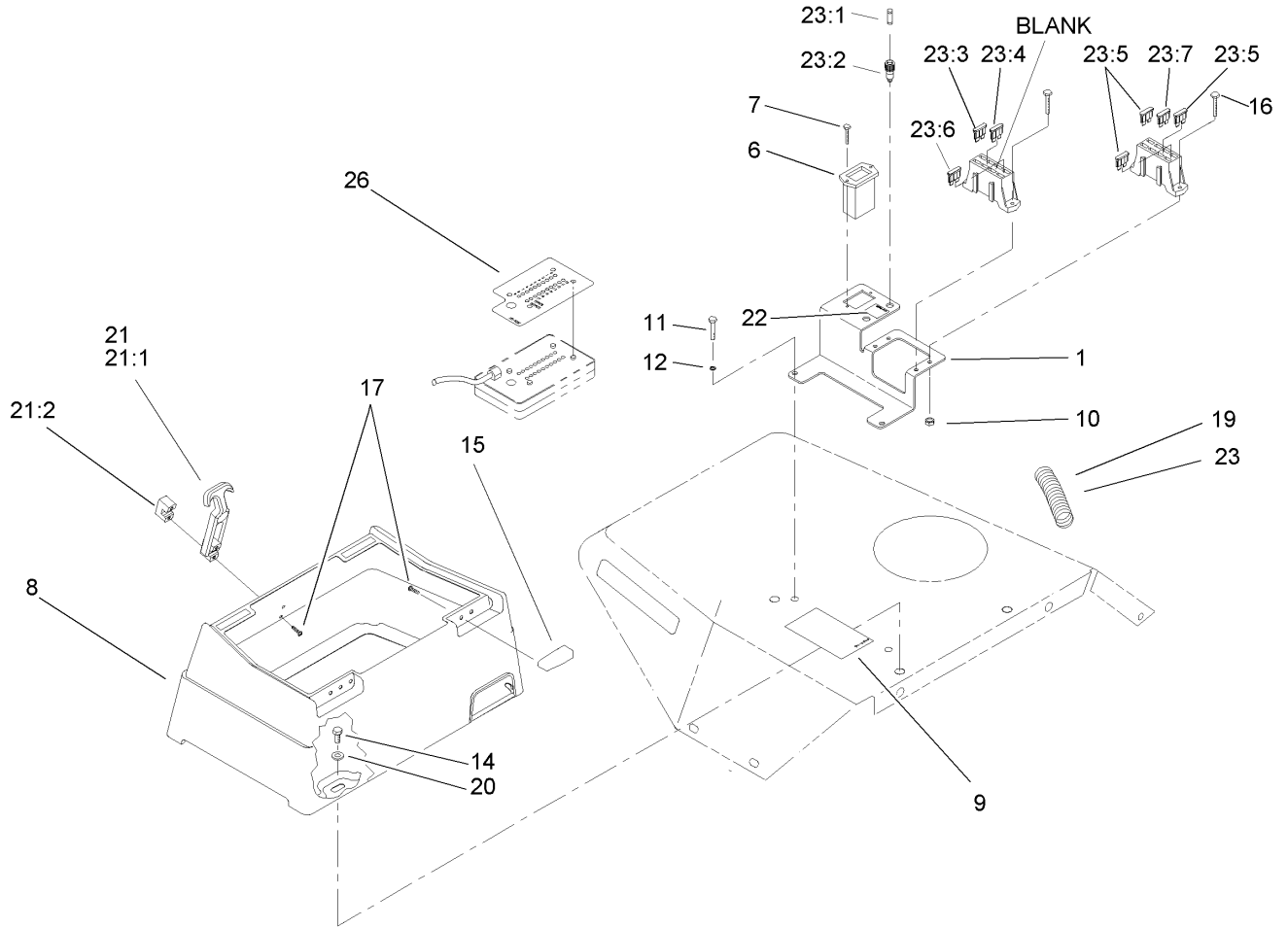
❷ Not serviced separately



Frame and Body Assembly

Ref	Part No.	Qty.	Description
1	62-5550	1	Decal
2	93-7996-01	1	Cover-Tower
3	106-5950	1	RH Fender ASM
3:2	32148-6	2	Insert-Nut
3:3	32148-7	5	Nut-Insert
3:4	93-6686	1	Decal-Oil, HYD
3:5	93-6689	1	Decal-No Riders
4	105-3301	1	Latch ASM
6	3234-38	12	Screw-HHF
7	65-5100	2	Handle-Door
8	3269-8	8	Rivet-Blind
9	59-9740	2	Flex Draw Latch ASM
9:2	249-40	1	Keeper
10	3256-78	4	Washer-Flat
11	46-8091	4	Screw-HWH
12	3269-10	4	Washer-Back
13	92-7633	1	Bumper-Hood
14	106-7064	2	Decal
15	105-0130	1	Hood
16	3290-467	2	Pin-Hair
17	93-7582	1	Hose
18	94-2617	1	Pump Cover ASM
19	110-4125	1	Rear Frame ASM
19:2	93-1265	1	Decal-Surface, Hot

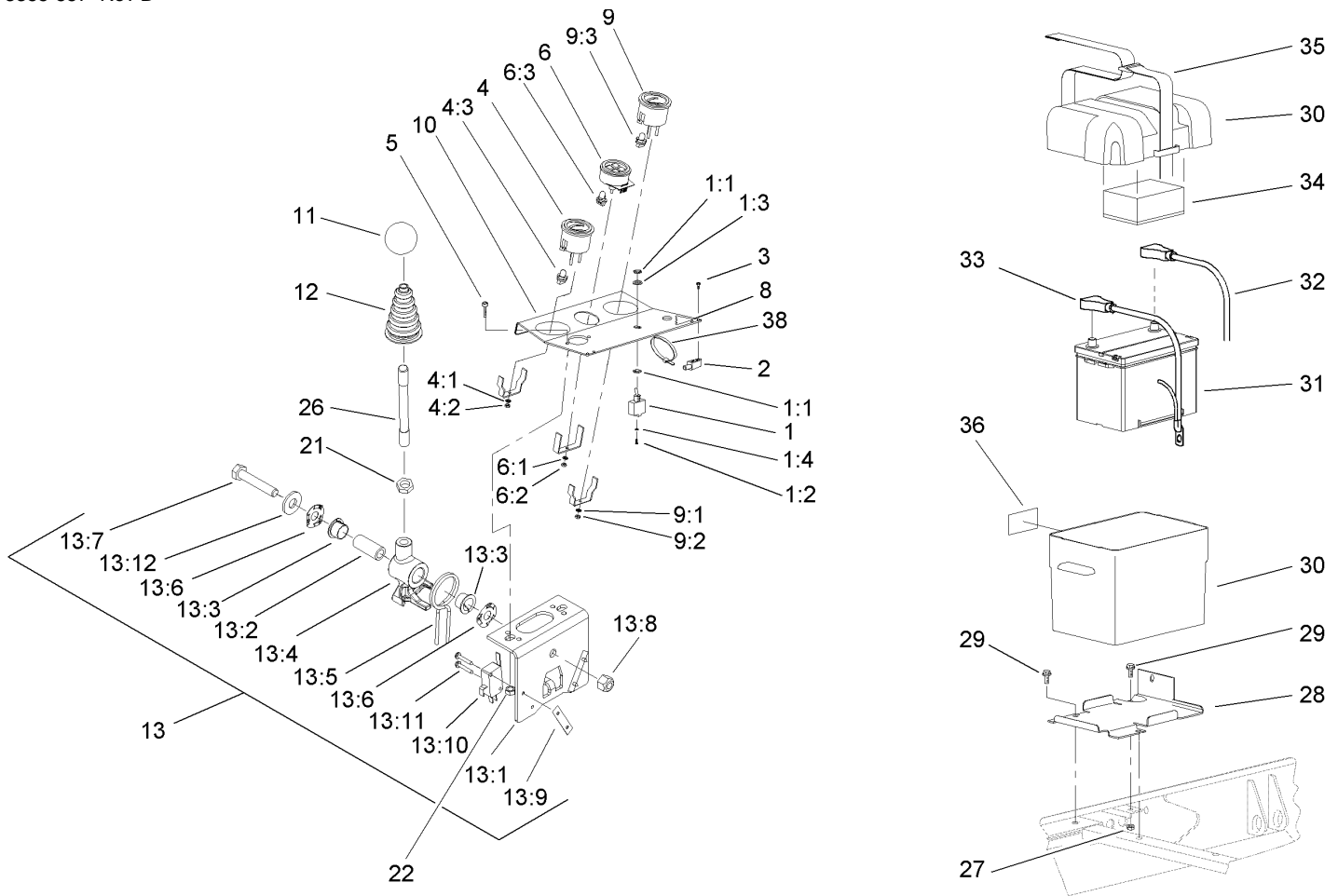
Ref	Part No.	Qty.	Description
21	106-5951	1	LH Fender ASM
21:2	32148-7	6	Nut-Insert
21:3	93-6680	1	Decal-Diesel
21:4	93-6689	1	Decal-No Riders
22	3234-14	10	Screw-HHF
23	108-4407	1	Front Frame ASM
24	75-1390-01	1	Cover-Access, Front
25	75-1410-01	1	Plate-Access, Floor
26	75-0630	1	Tread-Foot, Center
27	93-9425	1	Decal-Danger
30	3234-7	9	Screw-HHF
31	66-6480	2	Washer
32	3274-83	2	Screw-HSH
33	32128-20	4	Nut-HF
34	93-7252	1	Decal
35	99-8970	1	Key-Latch, Hood
36	98-9321	1	Ring-Key
37	74-5950	2	Latch-Swell
38	104-1453	1	Grommet
40	106-6754	1	Decal-Danger
42	66-6140	2	Decal



Control Console Assembly

Ref	Part No.	Qty.	Description
1	105-0137-03	1	Bracket-Block, Fuse
6	75-6820	1	Hourmeter
7	32144-18	2	Screw-HH
8	104-0027	1	Box-Control
9	104-5229	1	Decal-Fuses, Ce
10	3296-2	4	Nut-Lock
11	321-4	2	Screw-HH
12	3253-3	2	Washer-Lock
14	322-4	3	Screw-HH
15	104-1497	2	Hinge-Receiver
16	32105-13	4	Screw-HWH
17	32144-1	6	Screw-Taptite
19	94-6343	1	Decal-Identification, Wire
20	3256-3	3	Washer-Flat
21	94-5626	1	Latch-Draw, Flexible
21:1	103-4080	1	Latch-Rubber
21:2	103-4081	1	Latch-Keeper
22	104-9298	1	Decal-Controller
23	105-0119	1	Harness-Wire, Console
23:1	219-19	1	Lamp-Green
23:2	85-4491	1	Light-Indicator (Includes Lamp)
23:3	94-9157	1	Fuse-Blade, 4 Amp
23:4	114241	1	Fuse-7.5 Amp
23:5	218-578	3	Fuse-10 Amp

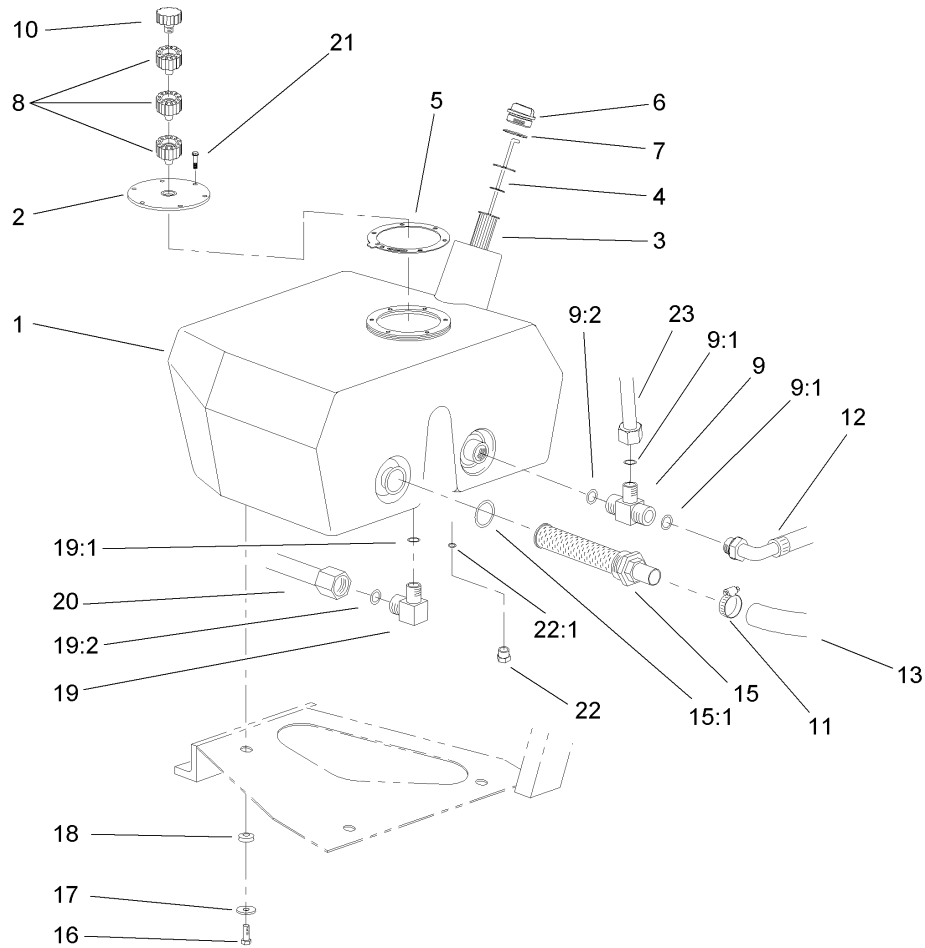
Ref	Part No.	Qty.	Description
23:6	109355	1	Fuse-15 Amp
23:7	109101	1	Fuse-20 Amp
26	105-9267	1	Decal-Diagnostic, Control



Control Console and Battery Assembly

Ref	Part No.	Qty.	Description
1	99-8352	1	Switch-Backlap, Master
1:1	218-498	2	Locknut
1:2	218-588	3	Screw
1:3	218-589	1	Washer
1:4	3253-19	3	Washer-Lock
2	104-1496	2	Hinge-Pin
3	32144-1	4	Screw-Taptite
4	98-9339	1	Gauge-Fuel
4:1	3254-1	3	Washer-Lock, Int
4:2	3217-27	3	Nut-Hex
4:3	105-9265	1	Bulb And Lamp ASM
5	3258-166	2	Screw-PRH
6	98-9306	1	Light-Warning
6:1	3254-1	1	Washer-Lock, Int
6:2	3217-27	1	Nut-Hex
6:3	105-9264	4	Bulb And Lamp ASM
8	104-9296	1	Decal-Control
9	98-9308	1	Gauge-Temperature
9:1	3254-1	3	Washer-Lock, Int
9:2	3217-27	3	Nut-Hex
9:3	105-9265	1	Bulb And Lamp ASM
10	104-9251-03	1	Plate-Instrument
11	233-42	1	Knob
12	93-5961	1	Boot-Lever

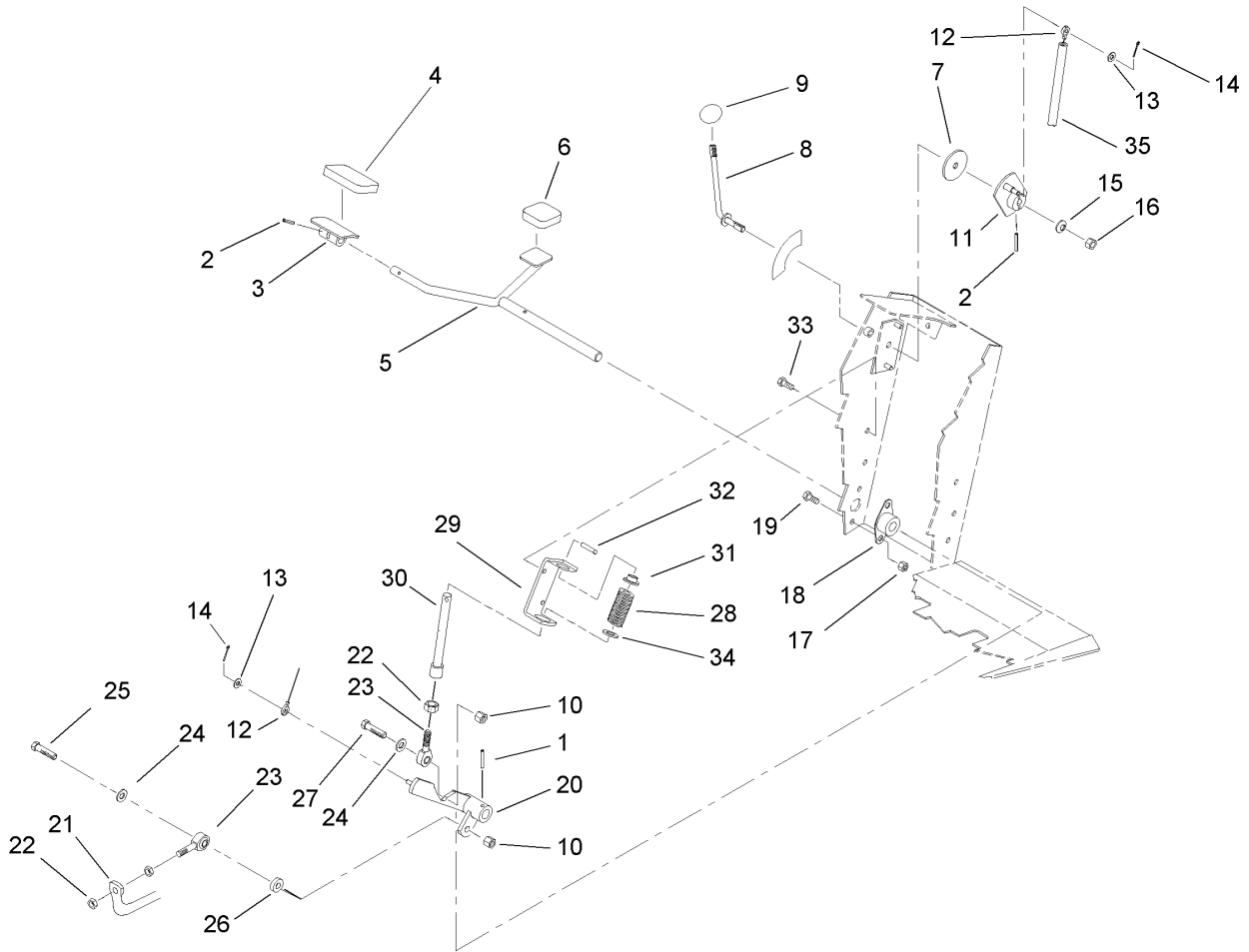
Ref	Part No.	Qty.	Description
13	106-4167	1	Joystick Bracket ASM
13:1	106-4168-03	1	Bracket-Joystick
13:2	106-4192	1	Spacer
13:3	93-5547	2	Bushing-Nylon
13:4	105-7507	1	Hub-Pivot, Joystick
13:5	105-8289	1	Spring-Torsion
13:6	106-4193	2	Washer-Finger, Spring
13:7	322-9	1	Screw-HH
13:8	3296-29	1	Nut-Lock, NI
13:9	3290-354	2	Nut-Speed
13:10	108-6496	2	Switch ASM (W/Boot)
13:11	95-3003	4	Screw-HH
13:12	3256-3	1	Washer-Flat
21	3218-3	1	Nut-Jam
22	32128-33	2	Nut-HF
26	105-7508	1	Lever-Joystick
27	3296-29	1	Nut-Lock, NI
28	93-7974-03	1	Plate-Box, Battery
29	3234-5	3	Screw-HHF
30	93-7595	1	Battery Box ASM
31	106-5190	1	Battery
32	105-0114	1	Cable-Battery, Positive
33	105-0115	1	Cable-Battery, Negative
34	93-7968	1	Pad-Foam



Hydraulic Filter and Reservoir Assembly

Ref	Part No.	Qty.	Description
1	104-9254	1	Tank-Oil
2	99-2580	1	Cover-Tank
3	61-2790	1	Filter-Screen
4	75-3710	1	Dipstick
5	93-7499	1	Gasket
6	93-7498	1	Plug-Plastic
7	94-8166	1	O-Ring
8	92-8020	3	Adapter-Breather
9	104-3795	1	Fitting-HYD, Tee
9:1	340-65	2	O-Ring
9:2	237-146	1	O-Ring
10	68-6150	1	Breather
11	2412-111	1	Clamp
12	104-3790	1	Pump Return Hose ASM
13	104-3792	1	Hose-Suction
15	105-0131	1	Strainer-Tank, Oil
15:1	340-136	1	O-Ring
16	33105-025	3	Screw-HHF
17	63-8410	3	Washer
18	240-11	3	Bushing-Flange
19	340-98	1	Fitting-HYD, 90 DEG
19:1	237-79	1	O-Ring
19:2	237-30	1	O-Ring
20	92-7478	1	RH Motor Tube ASM

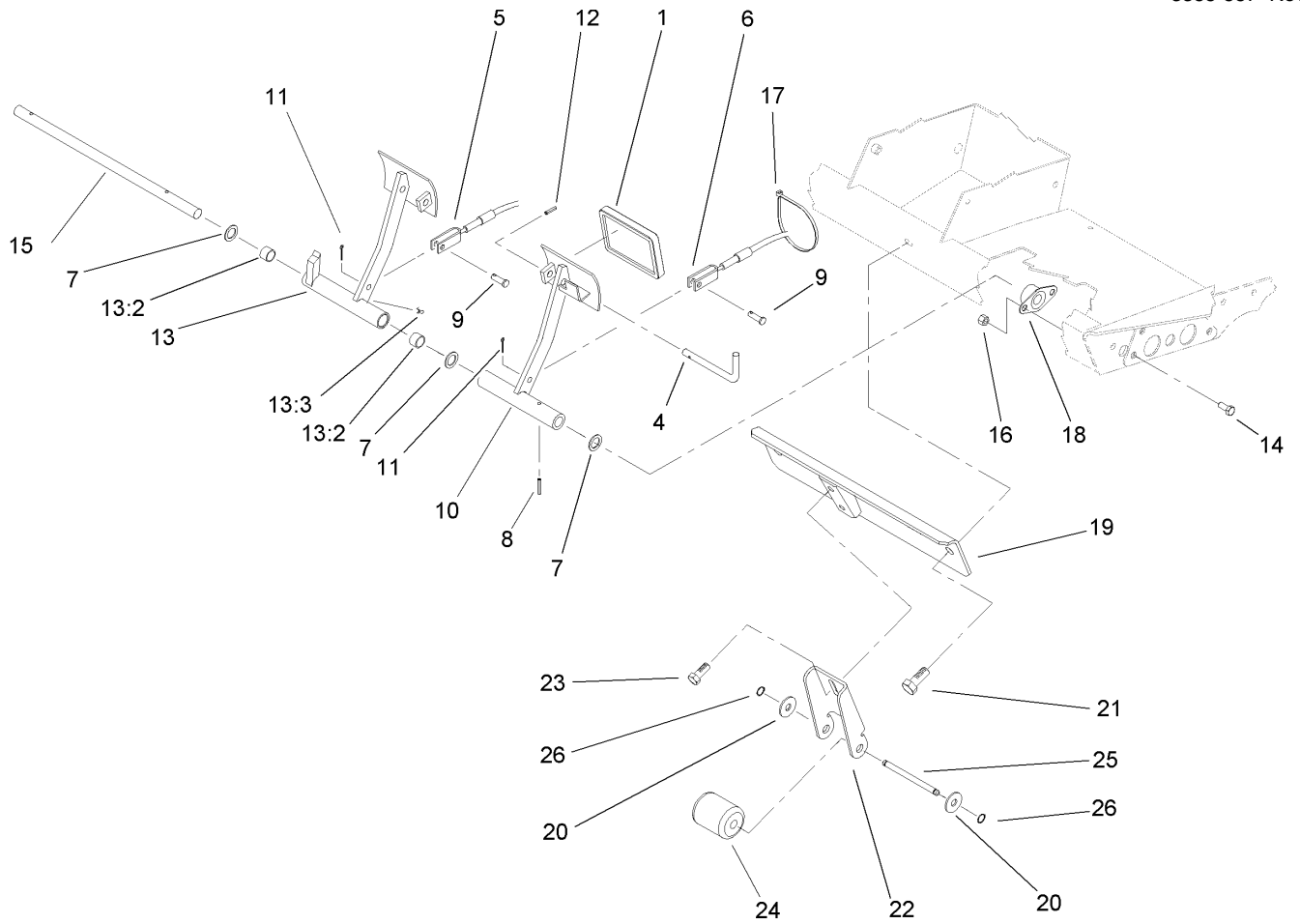
Ref	Part No.	Qty.	Description
21	33104-020	6	Screw-HHF
22	353-508	1	Plug
22:1	237-42	1	O-Ring
23	104-3748	1	HYD Tank Tube ASM
●23:1	340-65	1	O-Ring



Traction Pedal Assembly

Ref	Part No.	Qty.	Description
1	32121-6	1	Pin-Roll, Slotted
2	32121-45	2	Pin-Spring
3	49-6440-03	1	Pedal-Forward
4	74-9100	1	Pad-Pedal, Forward
5	75-2970	1	Pedal-Traction
6	74-9110	1	Pad-Pedal, Reverse
7	75-6550	1	Disc-Friction
8	75-6490	1	Lever ASM
9	233-42	1	Knob
10	3296-39	2	Nut-Lock, NI
11	75-6510	1	Bracket-Lever
12	75-6580	1	Cable-Pedal
13	3256-22	2	Washer-Flat
14	3272-2	2	Pin-Cotter
15	3290-461	1	Washer-Spring
16	3296-59	1	Nut-Lock, NI
17	32128-20	4	Nut-HF
18	256-236	2	Bearing-Mount, Flange
19	322-3	4	Screw-HH
20	75-3270-03	1	Hub-Pivot, Traction
21	100-3893-03	1	Tube-Control, Pump
22	3220-3	3	Nut-HJ
23	2411-36	2	Bearing-End, Rod
24	3256-24	2	Washer-Flat

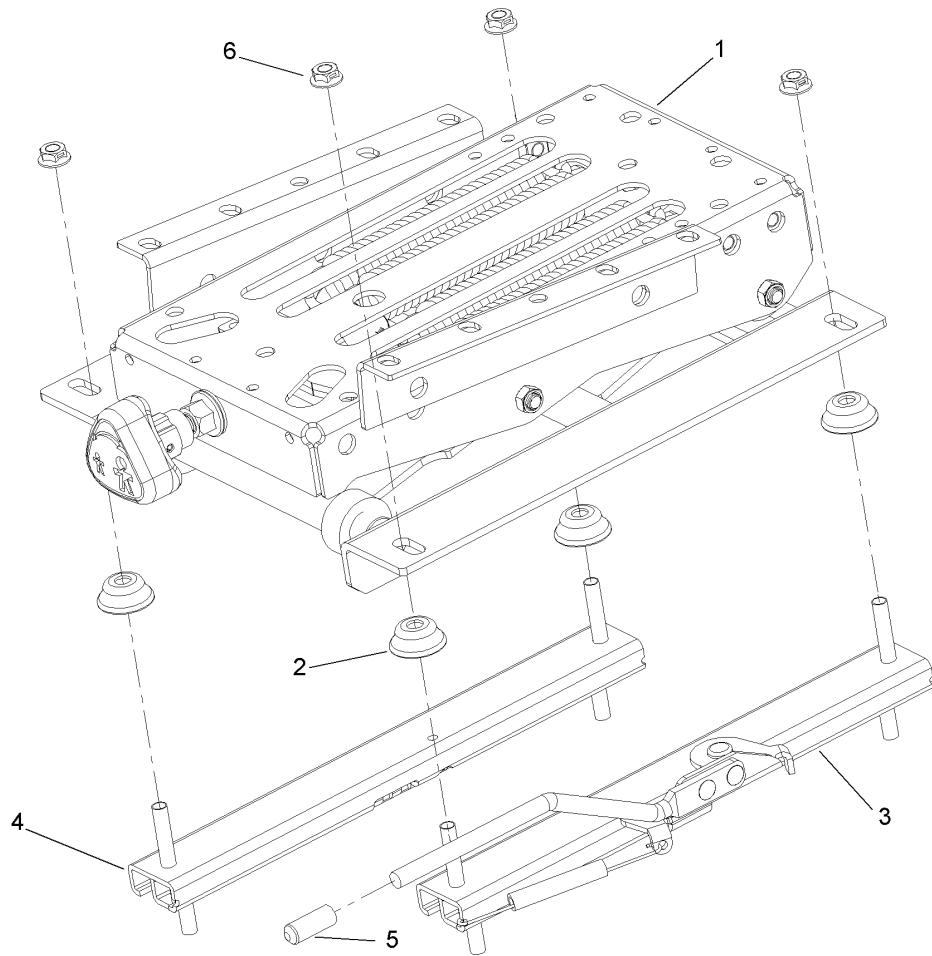
Ref	Part No.	Qty.	Description
25	323-9	1	Screw-HH
26	5-0652	1	Spacer
27	323-29	1	Screw-HH
28	60-5700	1	Spring
29	92-7608-03	1	Bracket-Spring
30	92-7609	1	Shaft-Spring
31	92-7610	1	Retainer-Spring
32	32121-11	1	Pin-Roll
33	32144-14	2	Screw-HWHTF
34	3256-5	1	Washer-Flat
35	95-7151	1	Tube-Convoluted



Brake Pedal Assembly

Ref	Part No.	Qty.	Description
1	93-8742	2	Footpad-Brake
4	63-7880	1	Pin-Latch, Brake
5	92-7530	1	LH Brake Cable ASM
6	92-7529	1	RH Brake Cable ASM
7	3256-69	3	Washer-Flat
8	32121-16	1	Pin-Spring
9	283-58	2	Pin-Clevis
10	75-1440-03	1	LH Brake Pedal ASM
11	3272-10	2	Pin-Cotter
12	32121-50	1	Pin-Spring
13	75-1430	1	Pedal-Brake, RH
13:2	256-42	2	Bushing
13:3	302-5	1	Fitting-Grease
14	322-3	4	Screw-HH
15	75-1470	1	Pin-Pivot, Brake
16	32128-20	4	Nut-HF
17	3290-378	1	Tie-Cable
18	256-236	2	Bearing-Mount, Flange
19	105-0138-03	1	Stabilizer
20	3256-26	2	Washer-Flat
21	3234-38	2	Screw-HHF
22	108-6706-03	1	Bracket-Tipper
23	3234-1	2	Screw-HHF
24	108-6707	1	Roller-Reel

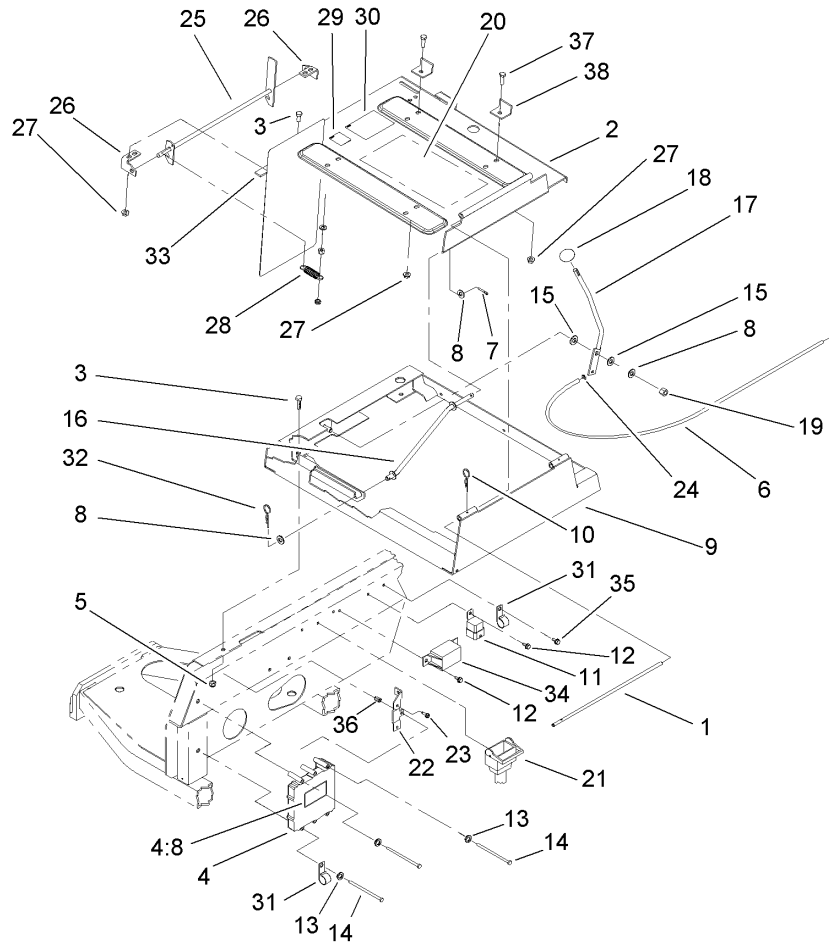
Ref	Part No.	Qty.	Description
25	108-6705	1	Pin-Roller
26	32151-61	2	Ring-Retaining



Seat Suspension Assembly No. 110-9730

Ref	Part No.	Qty.	Description
1	110-9737	1	Suspension-Seat
2	108-6704	4	Spacer-Suspension
3	108-6702	1	Adjuster-Seat, W/Handle
4	108-6703	1	Adjuster-Seat
5	75-3570	1	Tip-Vinyl
6	32128-25	4	Nut-HF

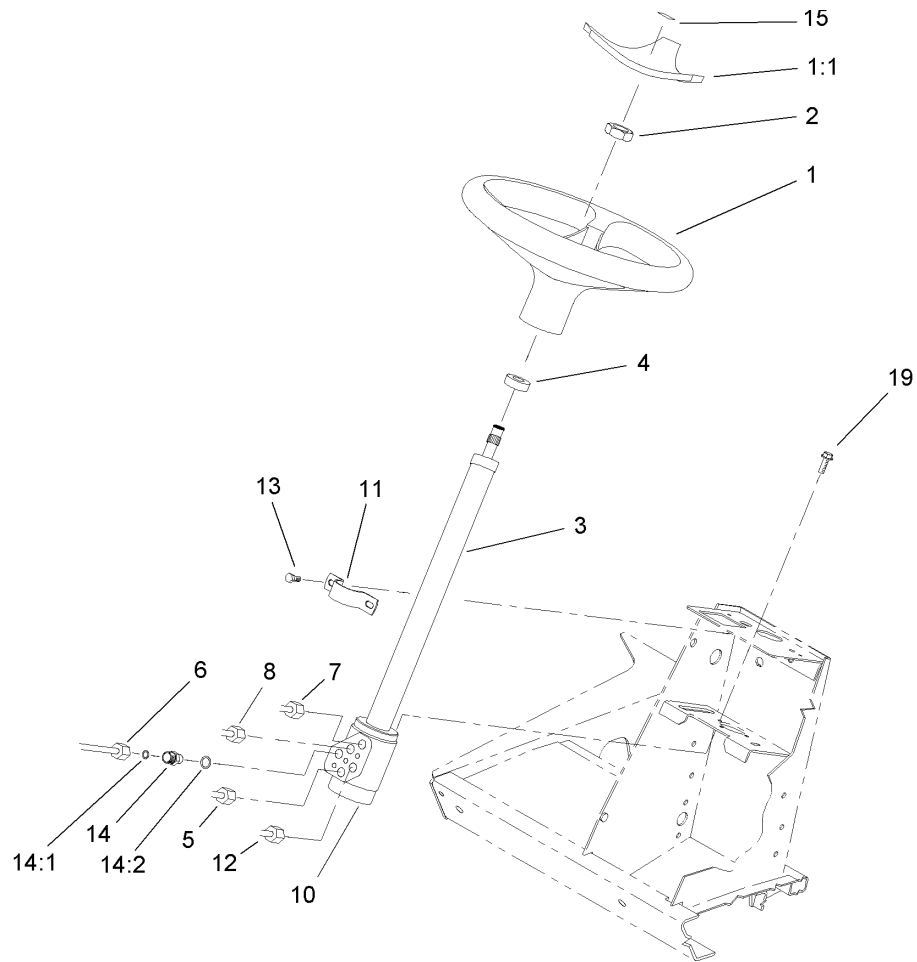
--	--	--	--



Seat Frame and Throttle Assembly

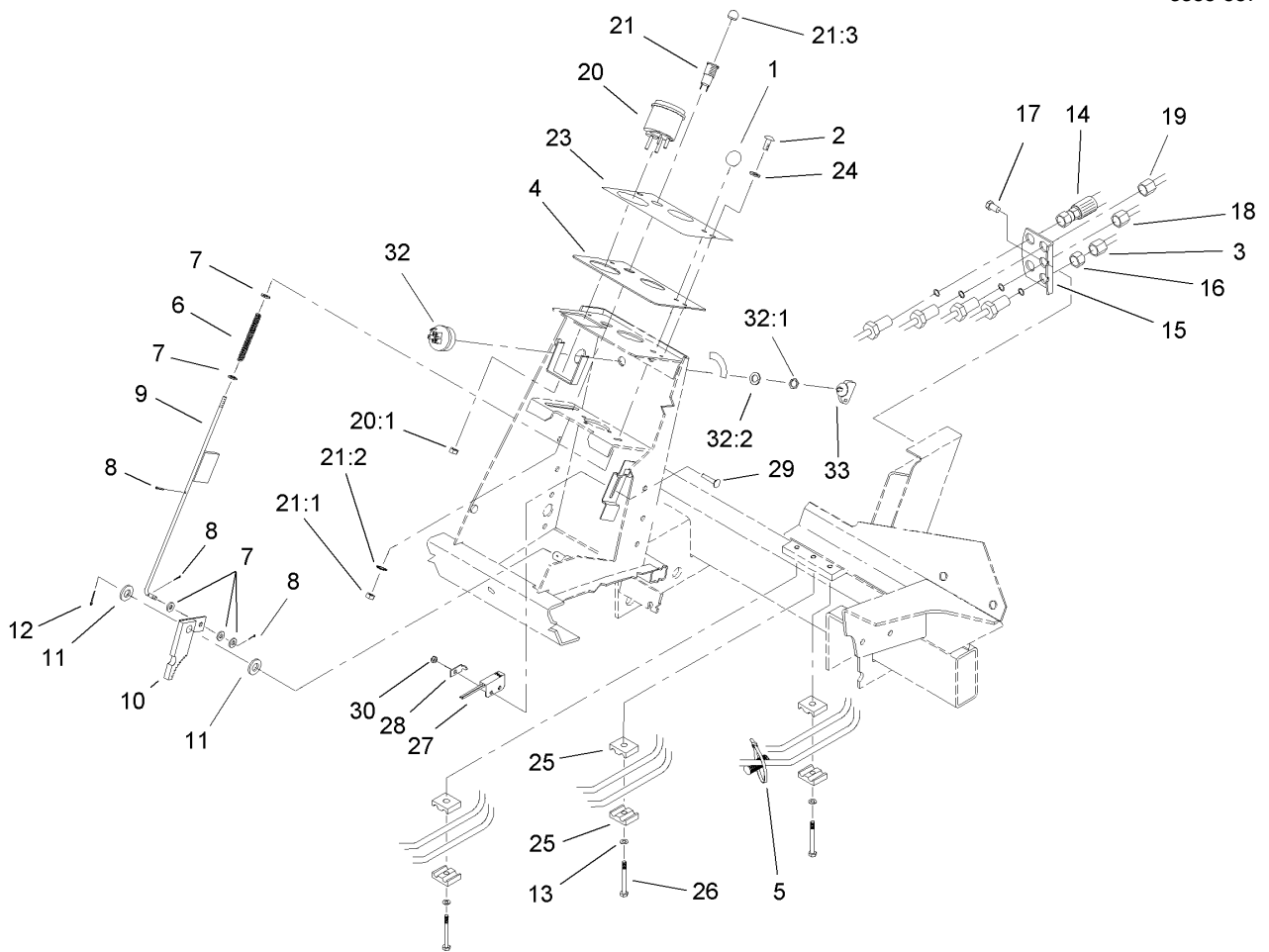
Ref	Part No.	Qty.	Description
1	75-3400	1	Shaft-Pivot, Seat
2	110-0453-03	1	Seat Plate ASM
3	322-3	8	Screw-HH
4	92-5720	1	Controller
4:8	93-8053	1	Decal
5	3296-29	4	Nut-Lock, NI
6	105-0102	1	Cable-Throttle
7	3272-10	1	Pin-Cotter
8	3256-24	3	Washer-Flat
9	98-2352-03	1	Frame-Seat
10	3290-467	1	Pin-Hair
11	70-1480	1	Relay
12	32144-10	3	Screw-HWH
13	3253-3	3	Washer-Lock
14	321-14	3	Screw-HH
15	66-2920	2	Washer-Friction
16	75-3680-03	1	Rod-Seat
17	93-7598	1	Lever-Throttle
18	233-42	1	Knob
19	3296-39	1	Nut-Lock, NI
20	105-7528	1	Decal-Information, Solenoid
21	105-3352	1	Harness-Wire, Main
22	106-7789-03	1	Bracket-Controller
23	49-2040	2	Screw-HWHTF

Ref	Part No.	Qty.	Description
24	52-5910	1	Ring-Retaining
25	98-2354-03	1	Latch-Seat
26	98-2353	2	Bracket-Latch, Seat
27	32128-25	6	Nut-HF
28	66-4190	1	Spring-Idler, Clutch
29	105-4674	1	Decal-Noise
30	85-6910	1	Decal-Rating, Noise
31	2412-150	2	Clip-J
32	3290-307	1	Pin-Hair
33	94-8146	1	Strip-Foam
34	66-8800	1	Relay
35	32144-11	1	Screw-HWHTF
36	32148-6	1	Insert-Nut
37	322-5	2	Screw-HH
38	110-4135	2	Stop-Seat



Steering Wheel Assembly

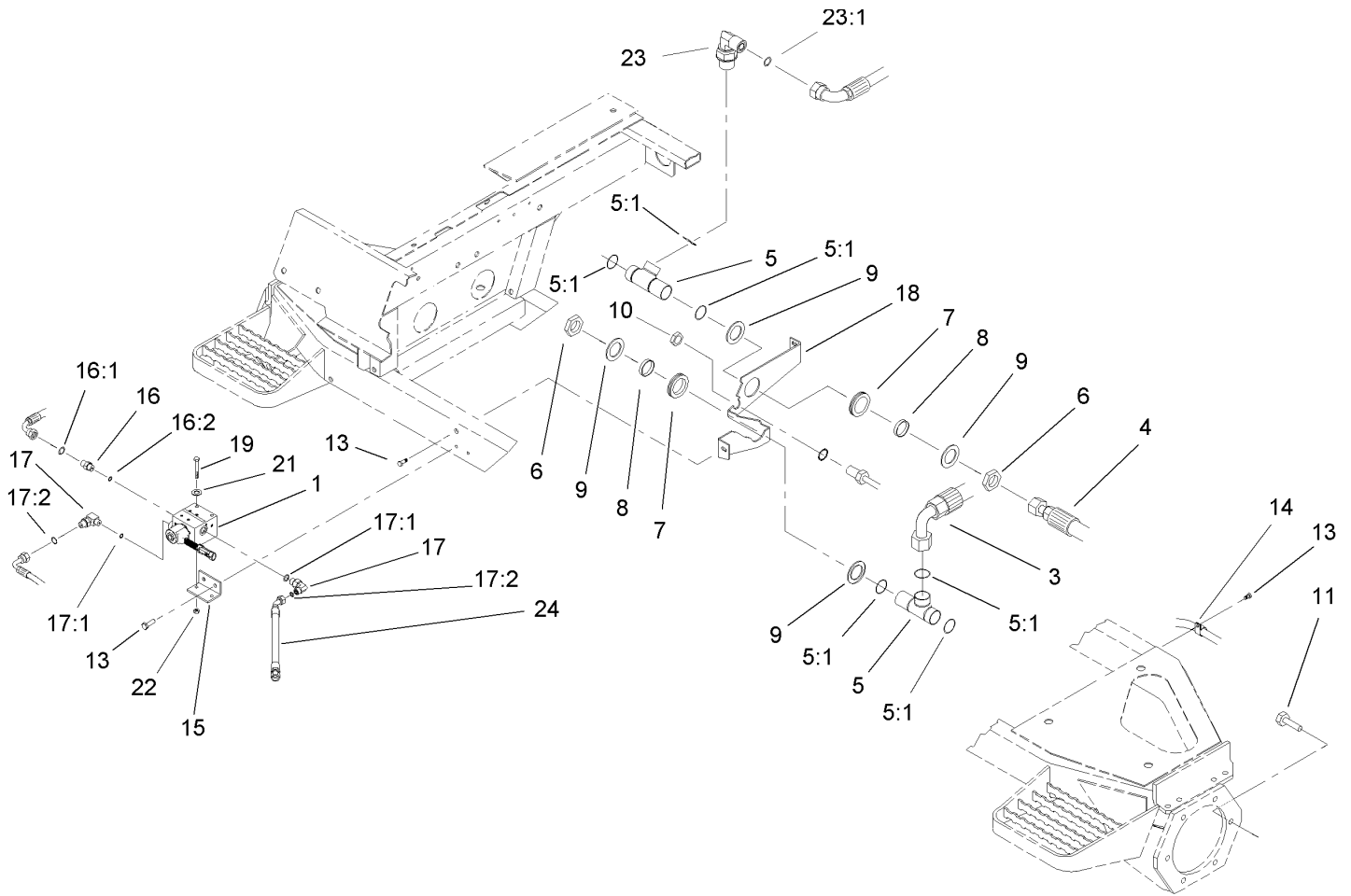
Ref	Part No.	Qty.	Description				
1	98-1471	1	Wheel-Steering				
1:1	98-1468	1	Cover-Wheel, Steering				
2	107-2562	1	Nut-Hex				
3	94-9951	1	Column-Steering				
4	21-9260	1	Cover-Dust				
5	94-3059	1	HYD Tube ASM				
5:1	237-22	1	O-Ring				
6	104-3733	1	Front In Straight Tube ASM				
6:1	237-22	1	O-Ring				
7	104-3737	1	Front Out Straight Tube ASM				
8	94-3060	1	HYD Tube ASM				
8:1	237-22	1	O-Ring				
10	114-5073	1	Steering Control ASM				
11	75-2810	1	Bracket-Column, Steering				
12	94-3071	1	HYD Tube ASM				
12:1	237-22	1	O-Ring				
13	3234-7	2	Screw-HHF				
14	340-2	5	Fitting-HYD, Straight				
14:1	237-22	1	O-Ring				
14:2	237-42	1	O-Ring				
15	98-1459	1	Decal				
19	33103-020	3	Screw-HHF				



Steering Tower Assembly

Ref	Part No.	Qty.	Description
1	233-17	1	Knob
2	87-6620	2	Screw
3	104-3738	1	HYD Tube ASM
①3:1	237-22	2	O-Ring
4	93-7998-03	1	Plate-Instrument
5	3290-379	1	Tie-Cable
6	95-1821-03	1	Spring-Compression
7	3256-22	5	Washer-Flat
8	3272-5	3	Pin-Cotter
9	104-1492	1	Rod ASM
10	63-7900-03	1	Rack ASM
11	3256-26	2	Washer-Flat
12	3272-10	1	Pin-Cotter
13	3256-23	3	Washer-Flat
14	105-7926	1	Steering Hose ASM
15	92-7606-03	1	Bracket-Bulkhead
16	340-70	4	Nut-Lock
17	32144-14	2	Screw-HWHTF
18	104-3745	1	RH Rear Straight Tube ASM
①18:1	237-22	1	O-Ring
19	104-3746	1	Rear In Straight Tube ASM
①19:1	237-22	1	O-Ring
20	105-3304	1	Speedometer
20:1	3296-1	4	Nut-Lock

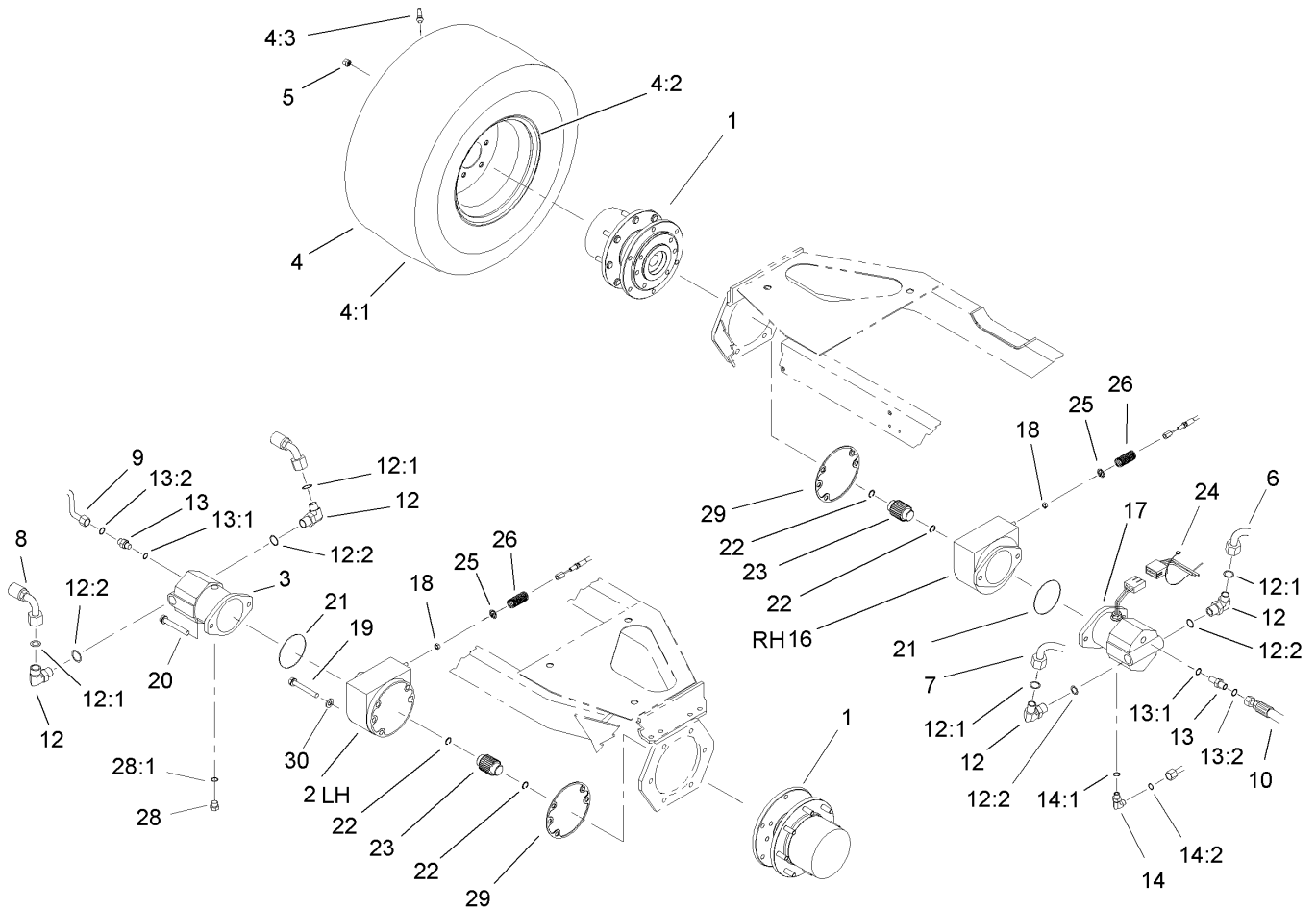
Ref	Part No.	Qty.	Description
21	44-2210	1	Light-Indicator, Red
21:1	218-535	1	Nut-Hex
21:2	218-536	1	Washer-Lock
21:3	218-533	1	Lens
②21:4		1	Bulb
23	93-1263	1	Decal-Tower
24	3256-1	2	Washer-Flat
25	56-7973	6	Clamp-Tube
26	322-6	3	Screw-HH
27	100-1270	1	Switch-Proximity
28	100-4872	1	Plate-Switch, Neutral
29	3229-34	1	Bolt-CARR
30	3296-2	1	Nut-Lock
32	104-2541	1	Switch ASM
32:1	218-461	1	Nut-HH
32:2	3254-5	1	Washer-Tooth
33	63-8360	1	Key-Ignition



Front Hydraulic Drive Assembly

Ref	Part No.	Qty.	Description
1	110-0045	1	Valve ASM
3	105-7922	1	HYD Hose ASM
4	92-7486	1	HYD Hose ASM
5	92-7550	2	Fitting-Tee, Bulkhead
5:1	340-65	3	O-Ring
6	340-128	2	Nut-Bulkhead
7	240-2	2	Grommet-Rubber
8	69-8950	2	Spacer
9	69-8920	4	Washer
10	340-127	1	Nut-Bulkhead
11	33106-030	12	Screw-HHF
13	32144-14	7	Screw-HWHTF
14	2412-93	2	Clamp-R
15	100-3807	1	Bracket-Divider, Flow
16	340-1	1	Adapter
16:1	237-21	1	O-Ring
16:2	237-42	1	O-Ring
17	340-82	2	Adapter
17:1	237-42	1	O-Ring
17:2	237-21	1	O-Ring
18	92-7455-03	1	Plate-Bulkhead
19	321-23	2	Screw-HH
21	3256-2	2	Washer-Flat
22	3296-42	2	Nut-Lock, NI

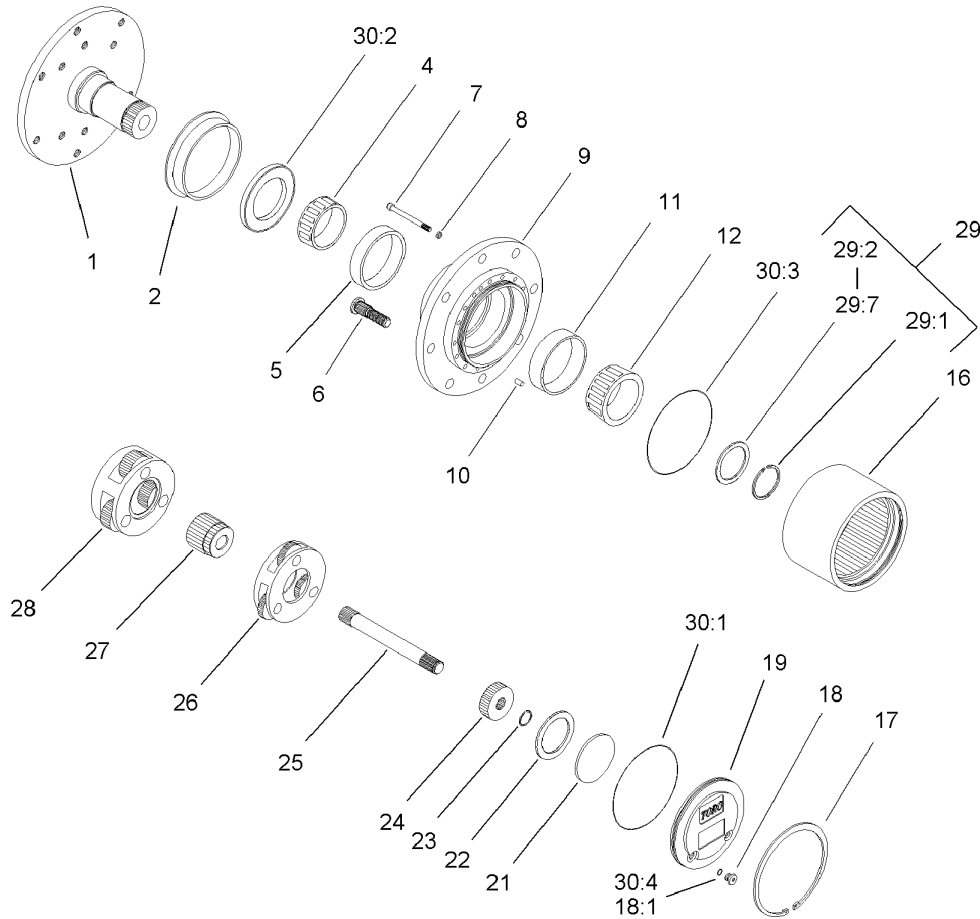
Ref	Part No.	Qty.	Description
23	92-7645	1	Fitting-Swivel, 90 DEG
23:1	340-65	1	O-Ring
24	105-7917	1	HYD Hose ASM



Front Axle and Brake Assembly

Ref	Part No.	Qty.	Description
1	105-4500-03	2	Planetary ASM
2	100-3070-03	1	Brake ASM
3	92-7385	1	HYD Motor ASM
4		2	Wheel And Tire ASM
4:1	95-3465	1	Tire
4:2	95-3464	1	Rim
4:3	232-24	1	Stem-Valve
5	92-7483	16	Nut-Lug
6	92-7475	1	Traction Tube ASM
7	92-7476	1	Traction Tube ASM
8	92-7487	1	HYD Hose ASM
9	92-7477	1	Motor Drain Tube ASM
10	92-7488	1	HYD Hose ASM
12	340-142	4	Fitting-HYD, 90 DEG
12:1	237-58	1	O-Ring
12:2	237-81	1	O-Ring
13	340-5	2	Fitting-Straight
13:1	237-42	1	O-Ring
13:2	237-30	1	O-Ring
14	340-98	1	Fitting-HYD, 90 DEG
14:1	237-79	1	O-Ring
14:2	237-30	1	O-Ring
16	100-3069-03	1	Brake ASM
17	93-7476	1	HYD Motor ASM

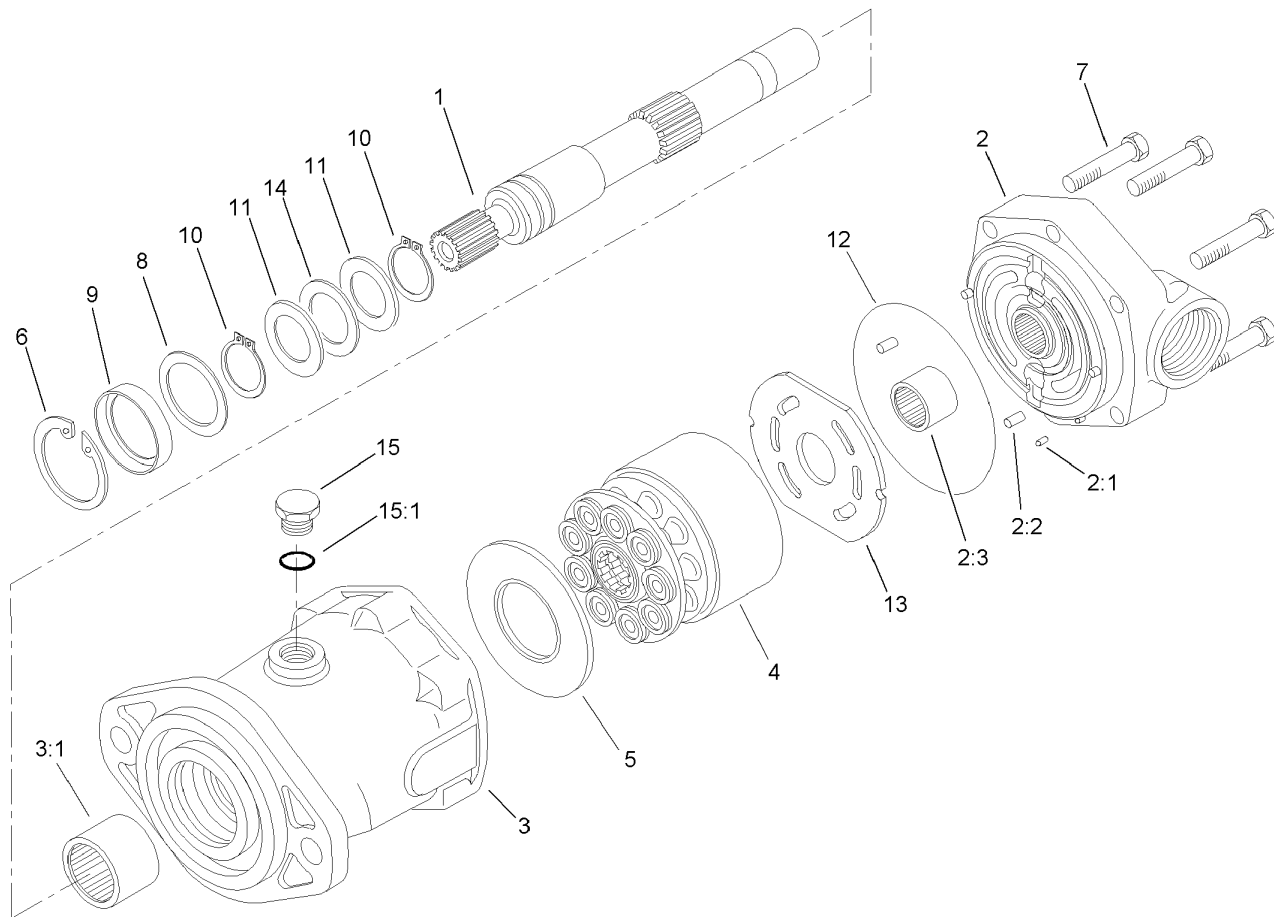
Ref	Part No.	Qty.	Description
18	3218-4	2	Nut-Jam
19	33106-090	8	Screw-HHF
20	33116-120	4	Screw-HH
21	237-166	2	O-Ring
22	93-7972	4	Ring-Retaining, Internal
23	100-3046	2	Shaft-Brake, Splined
24	3290-378	2	Tie-Cable
25	94-3050	2	Plate-Spring
26	94-3088	2	Spring-Compression
28	353-550	1	Plug-HYD, HH
28:1	237-79	1	O-Ring
29	93-7984	2	Gasket
30	3256-26	4	Washer-Flat



Planetary Assembly No. 105-4500-03

Ref	Part No.	Qty.	Description
②1		1	Spindle
2	105-8122	1	Seal-Boot
4	105-8120	1	Bearing-Cone
5	105-8119	1	Bearing-Cup
6	105-8124	8	Stud-Wheel
7	105-8125	16	Bolt-Head, Socket
8	3253-18	16	Washer-Lock
②9		1	Housing
10	105-8121	1	Pin-Dowel
11	105-8117	1	Bearing-Cup
12	105-8118	1	Bearing-Cone
16	105-8113	1	Gear-Ring
17	105-8132	1	Ring-Retaining
18	353-990	2	Plug
18:1	237-78	1	O-Ring
19	105-8138	1	Cap-End
21	105-8133	1	Plug-Thrust
22	105-8123	1	Washer-Thrust
23	105-8131	1	Ring-Retaining
24	105-8114	1	Gear-Primary
25	105-8115	1	Shaft-Drive
26	105-8129	1	Primary Carrier ASM
27	105-8139	1	Gear-Secondary
28	105-8130	1	Secondary Carrier ASM

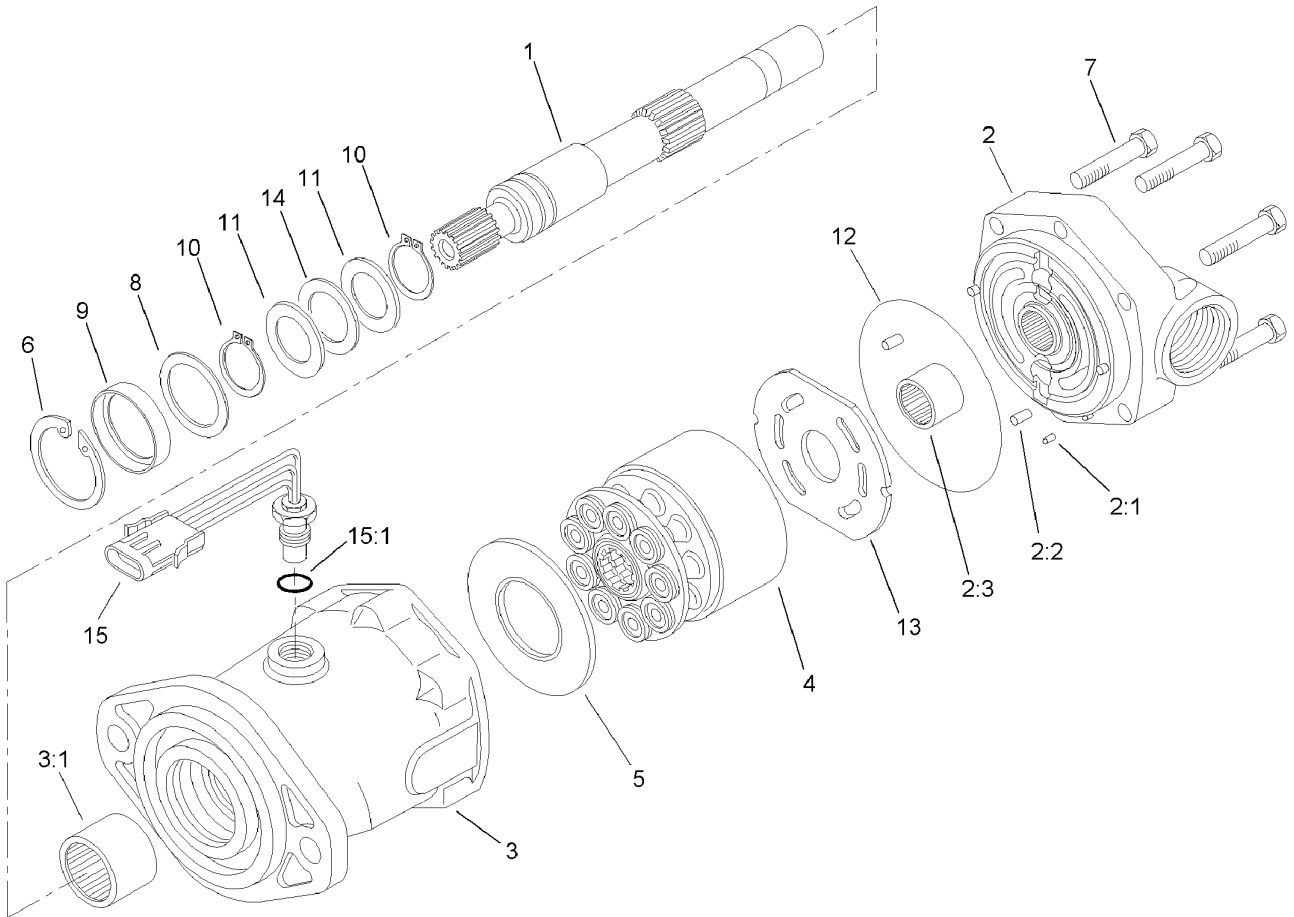
Ref	Part No.	Qty.	Description
29	105-8136	1	Shim Kit
②29:1		1	Ring-Snap
②29:2		1	Shim-Bearing, 2.9Mm
②29:3		1	Shim-Bearing, 2.8Mm
②29:4		1	Shim-Bearing, 2.7Mm
②29:5		1	Shim-Bearing, 2.6Mm
②29:6		1	Shim-Bearing, 2.5Mm
②29:7		1	Shim-Bearing, 2.4Mm
①30	105-8137	1	Seal Kit
②30:1		1	O Ring-Flange Cap
②30:2		1	Seal-Oil
②30:3		2	O Ring-End Cap
30:4	237-78	2	O-Ring



Hydraulic Motor Assembly No. 92-7385

Ref	Part No.	Qty.	Description
1	94-3004	1	Shaft-Drive, Splined
2	94-3005	1	Backplate ASM
2:1		1	Pin-Dowel
2:2		3	Pin-Dowel
2:3		1	Bearing-Needle
3	94-3006	1	Housing ASM
3:1		1	Bearing-Needle
4	76-6910	1	Rotating Kit
5	76-6970	1	Insert-Plate, Cam
6	76-7010	1	Ring-Retaining
7	94-3002	6	Capscrew
8	60-6240	1	Washer
9	105-3331	1	Seal-Shaft
10	76-7000	2	Ring-Retaining
11	76-6950	2	Race-Thrust
12	76-6980	1	O-Ring
13	94-3003	1	Plate-Valve
14	76-6960	1	Bearing-Thrust
15	94-3009	1	Plug
15:1		1	Seal-Dust

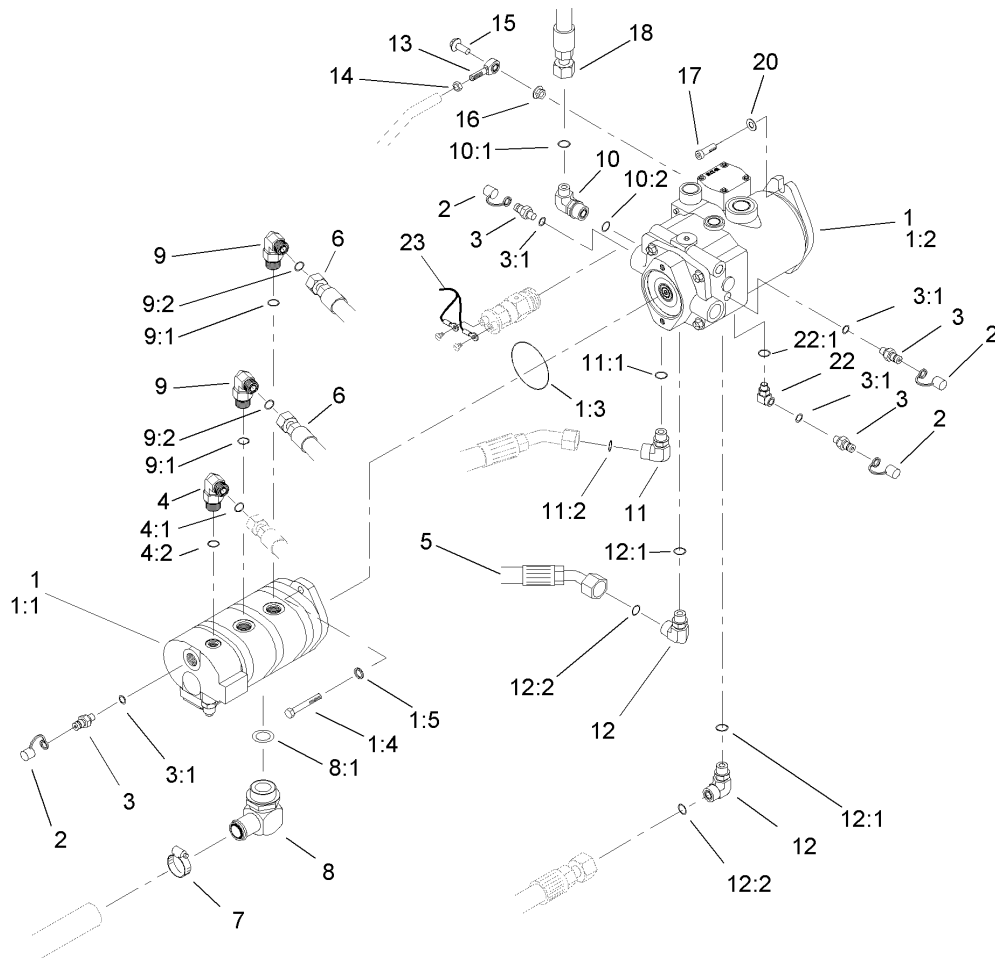
--	--	--	--



Hydraulic Motor Assembly No. 93-7476

Ref	Part No.	Qty.	Description
1	94-3004	1	Shaft-Drive, Splined
2	94-3005	1	Backplate ASM
2:1		1	Pin-Dowel
2:2		3	Pin-Dowel
2:3		1	Bearing-Needle
3	94-3006	1	Housing ASM
3:1		1	Bearing-Needle
4	76-6910	1	Rotating Kit
5	76-6970	1	Insert-Plate, Cam
6	76-7010	1	Ring-Retaining
7	94-3002	6	Capscrew
8	60-6240	1	Washer
9	105-3331	1	Seal-Shaft
10	76-7000	2	Ring-Retaining
11	76-6950	2	Race-Thrust
12	76-6980	1	O-Ring
13	94-3003	1	Plate-Valve
14	76-6960	1	Bearing-Thrust
15	94-3010	1	Sensor-Speed, Pickup
15:1		1	Seal-Dust

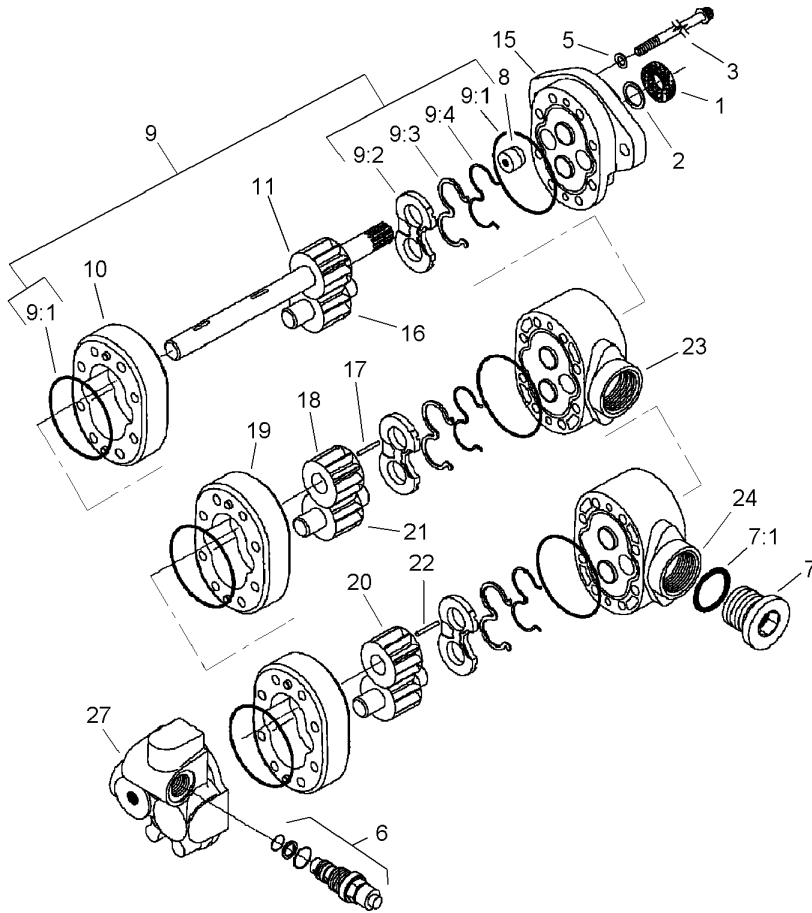
--	--	--	--



Hydraulic Pump Installation

Ref	Part No.	Qty.	Description
1		1	Pump ASM
1:1	105-3317	1	Pump-Gear
1:2	110-0006	1	Pump-Piston
1:3	60-3520	1	O-Ring
1:4	323-7	2	Screw-HH
1:5	105-9762	2	Washer
2	354-79	4	Cap-Dust
3	354-77	4	Fitting-Quick
3:1	237-78	1	O-Ring
4	340-77	1	Fitting-HYD, 90 DEG
4:1	237-22	1	O-Ring
4:2	237-42	1	O-Ring
5	105-7921	1	HYD Hose ASM
6	105-7927	2	HYD Hose ASM
7	2412-111	1	Clamp
8	92-7526	1	Fitting-HYD, 90 DEG
8:1	237-101	1	O-Ring
9	340-105	2	Fitting-HYD, 90 DEG
9:1	237-80	1	O-Ring
9:2	237-30	1	O-Ring
10	340-15	1	Fitting-HYD, 90 DEG
10:1	237-58	1	O-Ring
10:2	237-146	1	O-Ring
11	104-3796	1	Fitting-HYD, 90 DEG

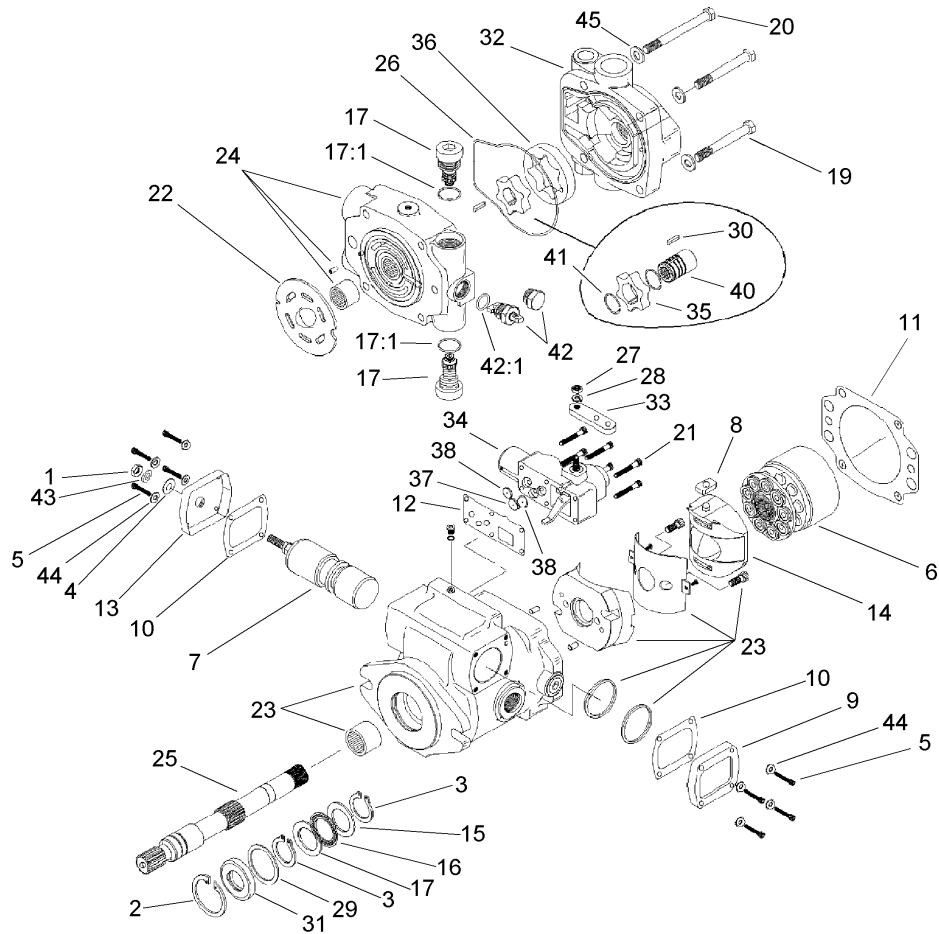
Ref	Part No.	Qty.	Description
11:1	237-81	1	O-Ring
11:2	340-65	1	O-Ring
12	340-129	2	Fitting-HYD, 90 DEG
12:1	237-146	1	O-Ring
12:2	340-65	1	O-Ring
13	2411-36	1	Bearing-End, Rod
14	3220-3	1	Nut-HJ
15	3234-11	1	Screw-HHF
16	3296-59	1	Nut-Lock, NI
17	325-6	2	Screw-HH
18	104-3789	1	Filter Hose ASM
20	87-7270	2	Washer-Thrust
22	75-6640	1	Fitting-HYD, Special
22:1	237-78	1	O-Ring
23	105-0122	1	Harness-Wire



Gear Pump Assembly No. 105-3317

Ref	Part No.	Qty.	Description
1	49-2640	1	Seal-Shaft
2	60-5890	1	Washer
3	105-2898	8	Screw-Cap
5	74-8920	4	Washer-Copper
6	105-2891	1	Relief Valve ASM
7	94-3013	1	Plug
②7:1		1	Seal-Dust
8	94-3011	1	Plug
9	94-3015	1	Seal Kit
②9:1		3	Gasket-Back Up
②9:2		3	Seal-Balance
9:3	49-2640	1	Seal-Shaft
9:4	60-5890	1	Washer
②9:5		6	Seal-Dust
②9:6		1	Plug
②9:7		1	Seal-Dust
②9:8		3	Plate-Wear
②9:9		4	Screw
②10		1	Body
②11		1	Drive Gear ASM
②15		1	Front Plate ASM
②16		1	Gear-Idler
②17		1	Key
②18		1	Gear

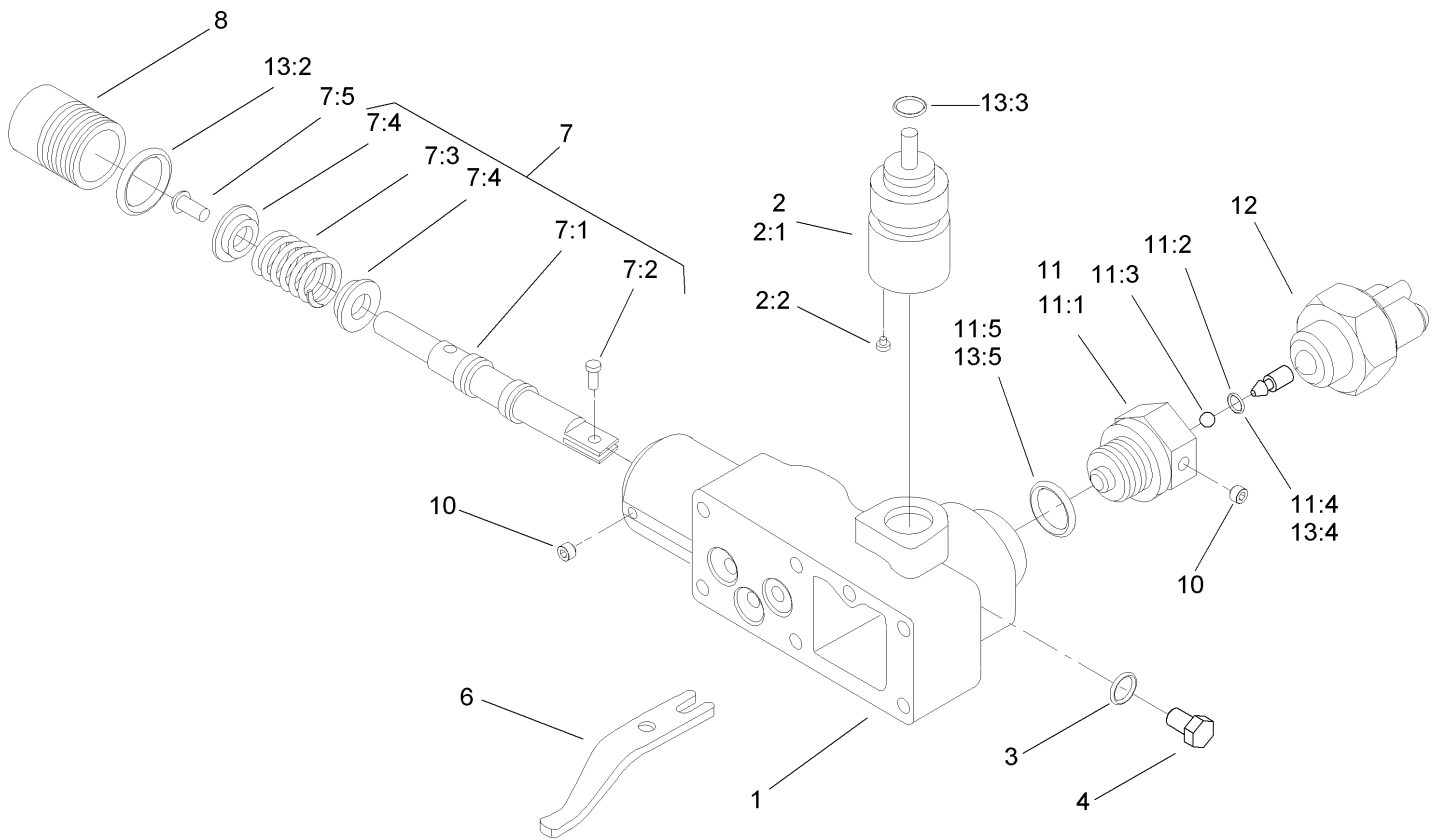
Ref	Part No.	Qty.	Description
②19		1	Body
②20		1	Gear
②21		1	Gear-Idler
②22		1	Key
②23		1	Plate-Adaptor
②24		1	Plate-Adaptor
②27		1	Body
①99	107-4328	1	Front Plate Kit



Piston Pump Assembly No. 110-0006

Ref	Part No.	Qty.	Description
1	3220-2	1	Nut-Jam
2	60-6260	1	Ring
3	76-7000	2	Ring-Retaining
4	94-3027	1	Washer-Seal
5	93-6337	8	Screw
6	99-8701	1	Rotating Kit
7	105-4572	1	Servo Piston ASM
8	94-3032	1	Follower-Piston
9	94-3033	1	Plate-Cover
10	93-6339	2	Gasket
11	105-2900	1	Gasket-Housing
12	105-2901	1	Gasket-Housing, Control
13	105-9853	1	Plate-Cover
14	94-3026	1	Camplate ASM
15	76-6950	2	Race-Thrust
16	76-6960	1	Bearing-Thrust
17	105-2858	2	Valve-Relief
●17:1		1	Seal-Dust
19	323-15	2	Screw-HH
20	323-16	2	Screw-HH
21	93-6324	6	Screw
22	105-2902	1	Plate-Valve
23	105-2903	1	Housing
24	105-8149	1	Endcover ASM

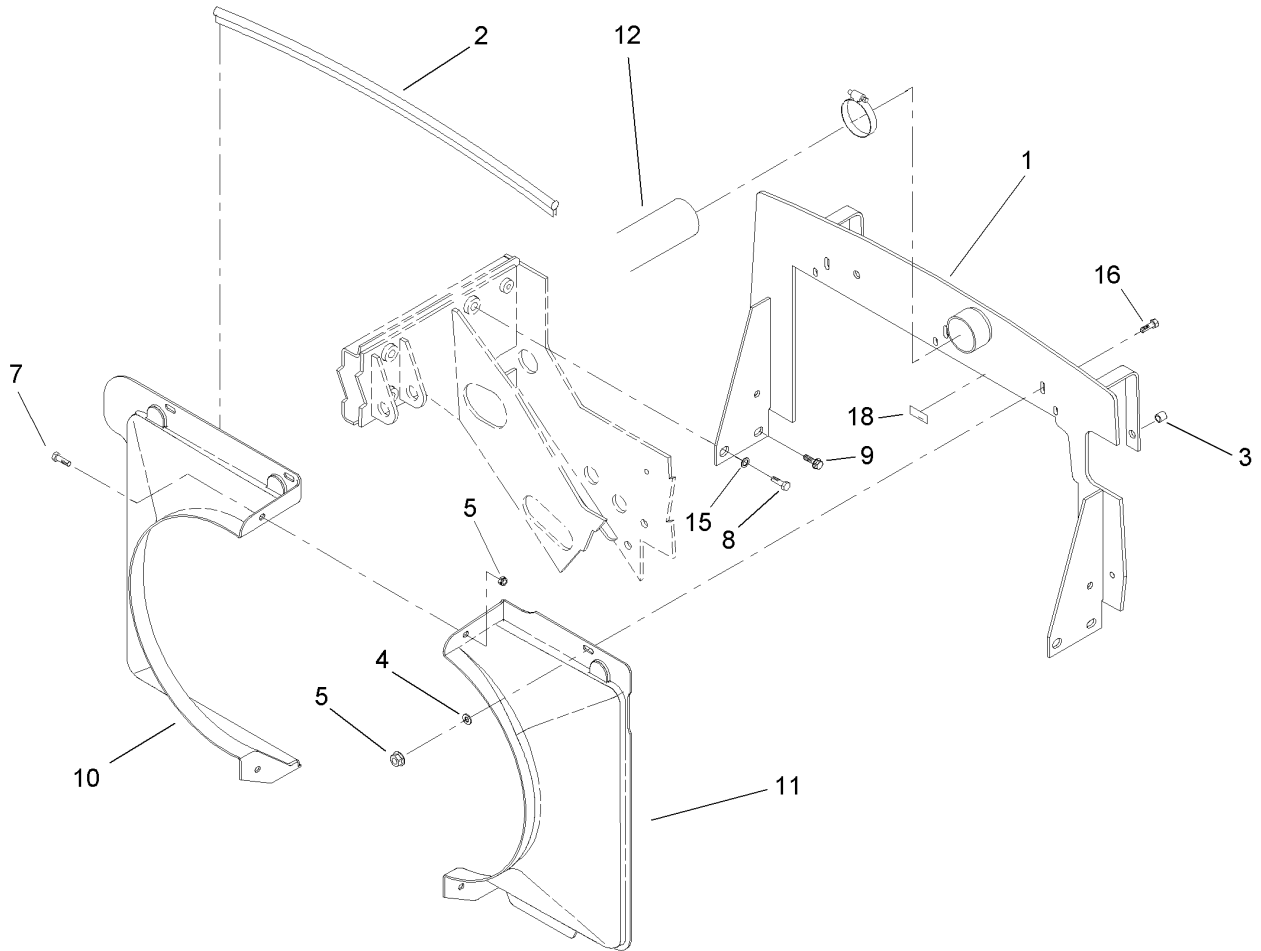
Ref	Part No.	Qty.	Description
25	94-3020	1	Shaft-Drive
26	105-2905	1	O-Ring
27	3217-5	1	Nut-Hex
28	3253-3	1	Washer-Lock
29	60-6240	1	Washer
30	107-4442	1	Key
31	105-3331	1	Seal-Shaft
32	105-2907	1	Charge Pump Adapter ASM
33	110-0036	1	Arm-Control
34	108-1503	1	Manual Servo Control ASM
35	107-4443	1	Gerotor, Inner Ring
36	99-8707	1	Gerotor-Outer
37	105-2909	1	Orifice-Control
38	105-2910	2	Orifice-Valve, Control
40	107-4444	1	Coupler
41	105-2912	2	Ring-Retaining
42	105-2913	1	Valve-Bypass
●42:1		1	Seal-Dust
43	94-3030	1	Washer
44	93-6336	8	Washer
45	3256-24	4	Washer-Flat



Control Assembly No. 108-1503

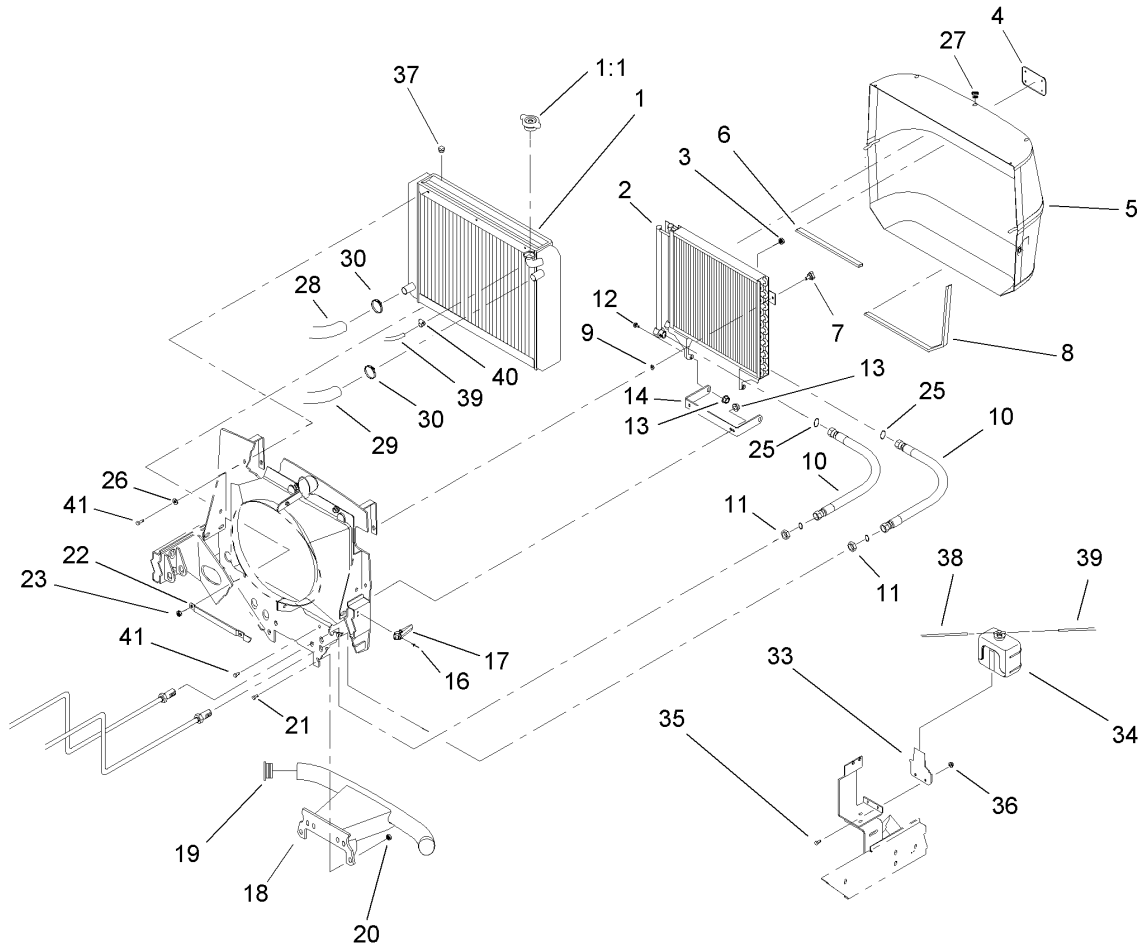
Ref	Part No.	Qty.	Description
1		1	Housing-Control
2	108-7099	1	Input Control Shaft ASM
2:1		1	Shaft
2:2		1	Pin
3		1	Seal-Dust
4		1	Plug
6		1	Link-Feedback
7	108-7098	1	Valve Spool ASM
7:1		1	Valve-Spool
7:2		1	Pin-Dowel
7:3		1	Spring
7:4		2	Retainer
7:5		1	Screw
8		1	Plug
10		2	Screw-Set
11	108-8003	1	Adaptor ASM
11:1		1	Adaptor-Neutral Lockout
11:2		1	Pin
11:3		1	Ball
11:4		1	Seal-Dust
11:5		1	Seal-Dust
12	94-3043	1	Switch-Safety, Neutral
13	94-3044	1	Seal Kit
13:1		1	Seal-Dust

Ref	Part No.	Qty.	Description
13:2		1	Seal-Dust
13:3		1	Seal-Wiper
13:4		1	Seal-Dust
13:5		1	Seal-Dust



Radiator Support and Shroud Assembly

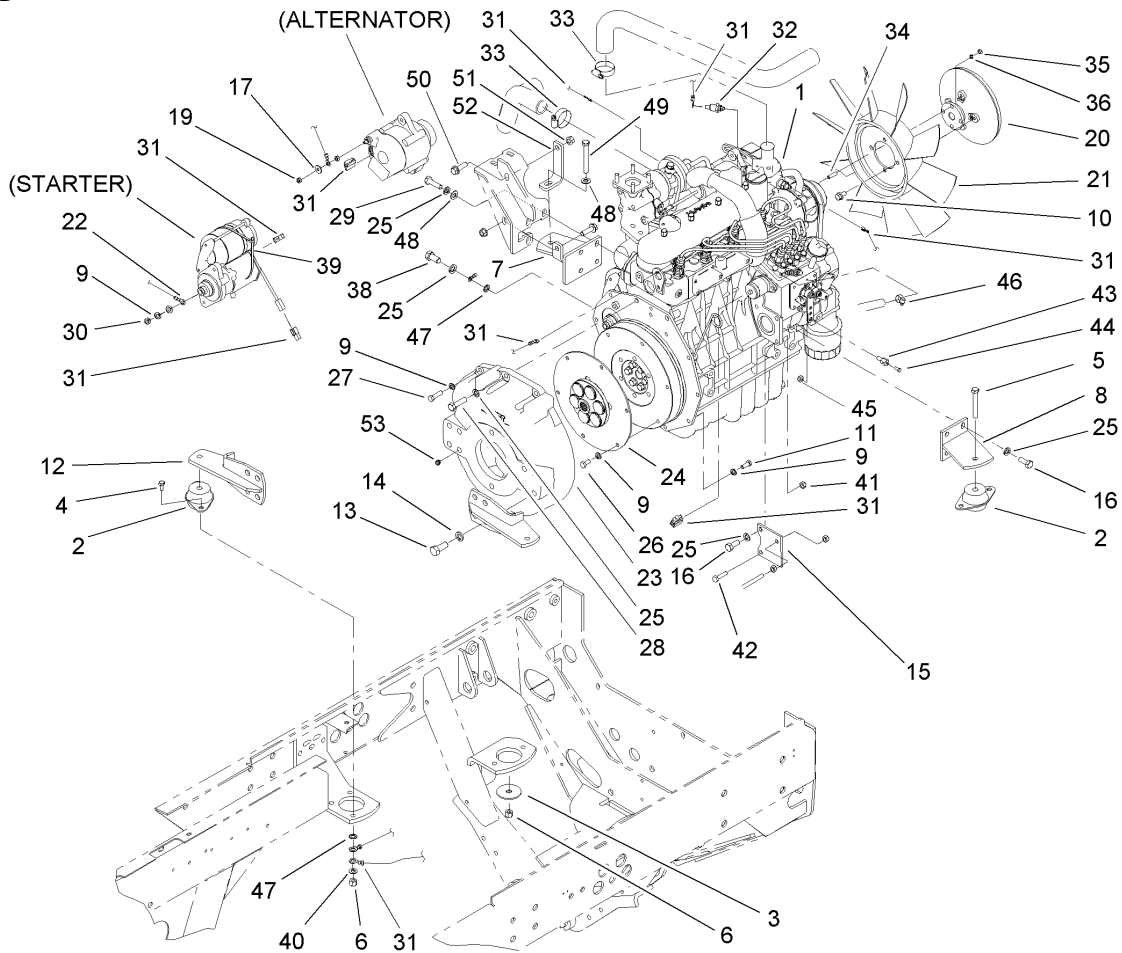
Ref	Part No.	Qty.	Description			
1	104-3783-03	1	Support-Radiator			
2	93-7553	1	Seal-Hood			
3	32148-10	2	Insert-Nut			
4	3256-56	3	Washer-Flat			
5	32128-20	5	Nut-HF			
7	3234-5	2	Screw-HHF			
8	327-2	2	Screw-HH			
9	3234-1	2	Screw-HHF			
10	105-0104	1	Shroud-Fan, RH			
11	105-0103	1	Shroud-Fan, LH			
12	104-5209	1	Hose-Cleaner, Air			
15	3256-27	2	Washer-Flat			
16	3230-2	3	Bolt-CARR			
18	93-6681	1	Decal-Warning, Fan			



Radiator and Screen Assembly

Ref	Part No.	Qty.	Description
1	110-0003	1	Radiator ASM
1:1	93-5957	1	Cap-Radiator
2	82-3740	1	Cooler-Oil
3	94-2638	4	Nut-Tinnerman
4	93-6028	1	Plate-Logo
5	92-7505-03	1	Screen ASM
6	92-7631	1	Seal-Screen
7	77-3620	2	Knob-Retainer
8	93-4208	1	Seal-Screen, Strip
9	32151-72	2	Ring-Retaining
10	92-7535	2	Hose ASM
11	340-74	2	Locknut-Bulkhead
12	37-8771	2	Bolt-Shoulder
13	32128-20	4	Nut-HF
14	92-7516-03	1	Bracket-Support, Cooler Base
16	3269-4	4	Rivet-Pop
17	105-9296	2	Latch-Draw
18	110-0044-03	1	Bumper-Short
19	2410-42	2	Cap-End
20	3296-23	4	Nut-Lock, NI
21	325-6	4	Screw-HH
22	92-7416-03	1	Strap-Radiator
23	3296-29	3	Nut-Lock, NI
25	237-65	2	O-Ring

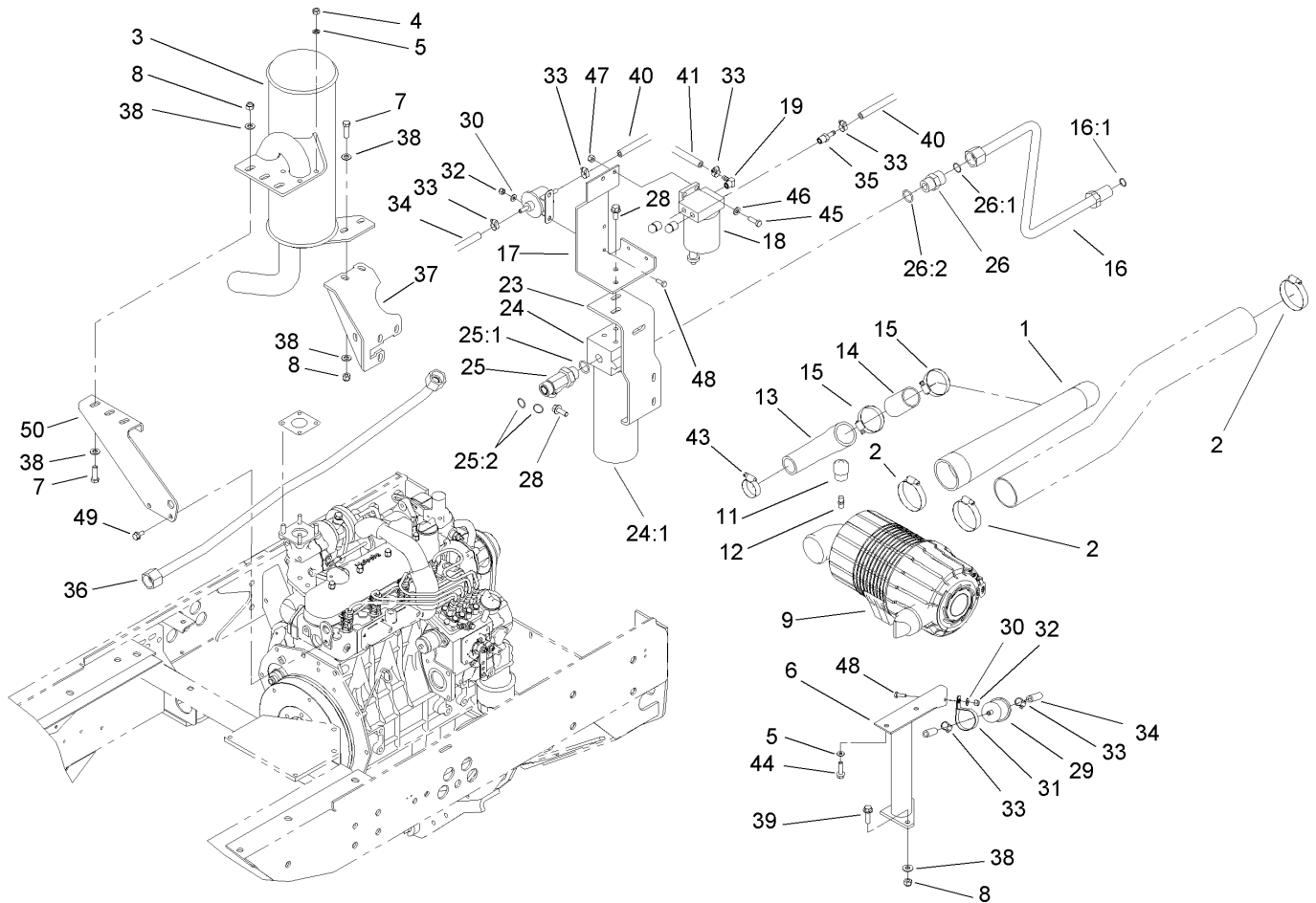
Ref	Part No.	Qty.	Description
26	3256-23	3	Washer-Flat
27	2410-64	3	Plug-Button
28	104-3781	1	Hose-Radiator, Lower
29	104-3782	1	Hose-Radiator, Upper
30	2412-34	2	Clamp-Hose
33	98-4576-03	1	Bracket-Reservoir, Water
34	104-9318	1	Bottle-Overflow
35	321-4	2	Screw-HH
36	3296-42	2	Nut-Lock, NI
37	281-13	1	Plug-Pipe
38	98-7895	1	Tube
39	110-4110	1	Hose-Fuel
40	2412-108	2	Clamp-Worm
41	3234-5	5	Screw-HHF



Engine Installation Assembly

Ref	Part No.	Qty.	Description
1	107-2395	1	Engine-Kubota
2	53-9680	4	Mount-Engine
3	87-5100	4	Washer-Snubbing
4	323-7	7	Screw-HH
5	323-13	3	Screw-HH
6	3296-39	11	Nut-Lock, NI
7	105-7914-03	1	Bracket-Engine
8	104-3762-03	1	Bracket-Engine, Front (LH)
9	3253-4	15	Washer-Lock
10	3234-7	4	Screw-HHF
11	33114-020	2	Screw-HH
12	104-3764-03	2	Rear Engine Plate ASM
13	325-5	8	Screw-HH
14	3253-7	8	Washer-Lock
15	104-3778-03	1	Plate-Throttle
16	63-7790	6	Screw-Cap
17	3256-78	1	Washer-Flat
19	49-7810	1	Nut-Lock
20	105-0129	1	Clutch-Fan
21	74-3650	1	Fan
22	99-3441	1	Harness-Wire, Fusible Link
23	105-0100	1	Flywheel Housing ASM
24	110-9729	1	Flywheel Coupling ASM
25	42-9600	12	Washer-Lock, Spring

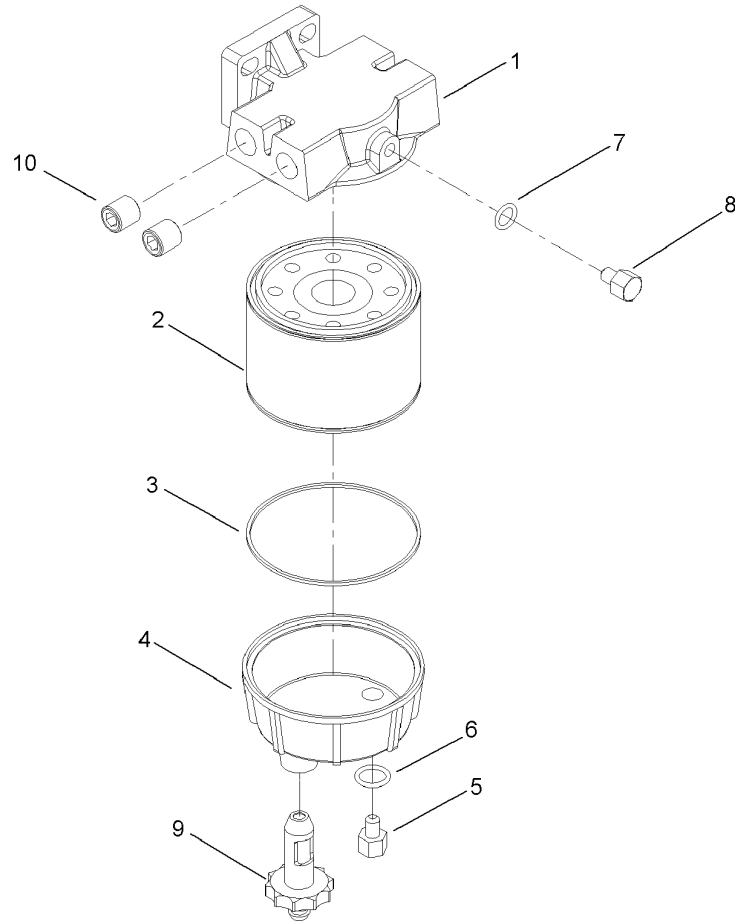
Ref	Part No.	Qty.	Description
26	33114-016	6	Screw-HH
27	33114-030	6	Screw-HH
28	87-3700	2	Screw-Cap, HH
29	99-6058	3	Screw-Cap
30	57-6390	1	Nut-Jam
31	106-5972	1	Harness-Wire
32	98-9346	1	Sender-Temperature
33	2412-34	2	Clamp-Hose
34	104-5222	4	Stud
35	33013-00	4	Nut-Hex
36	3253-18	4	Washer-Lock
38	43-0090	1	Screw-HH
39	3290-379	2	Tie-Cable
40	3256-3	1	Washer-Flat
41	33024-00	1	Nut-Lock
42	33114-030	1	Screw-HH
43	98-9311	1	Swivel-Throttle
44	25-8640	1	Screw-HH
45	3296-20	1	Nut-Lock, NI
46	2412-108	2	Clamp-Worm
47	3255-9	2	Washer-Lock
48	48-9220	4	Washer
49	323-14	1	Screw-HH
50	66-9300	2	Screw-HF



Oil / Water / Fuel Filter, Muffler and Air Cleaner Assembly

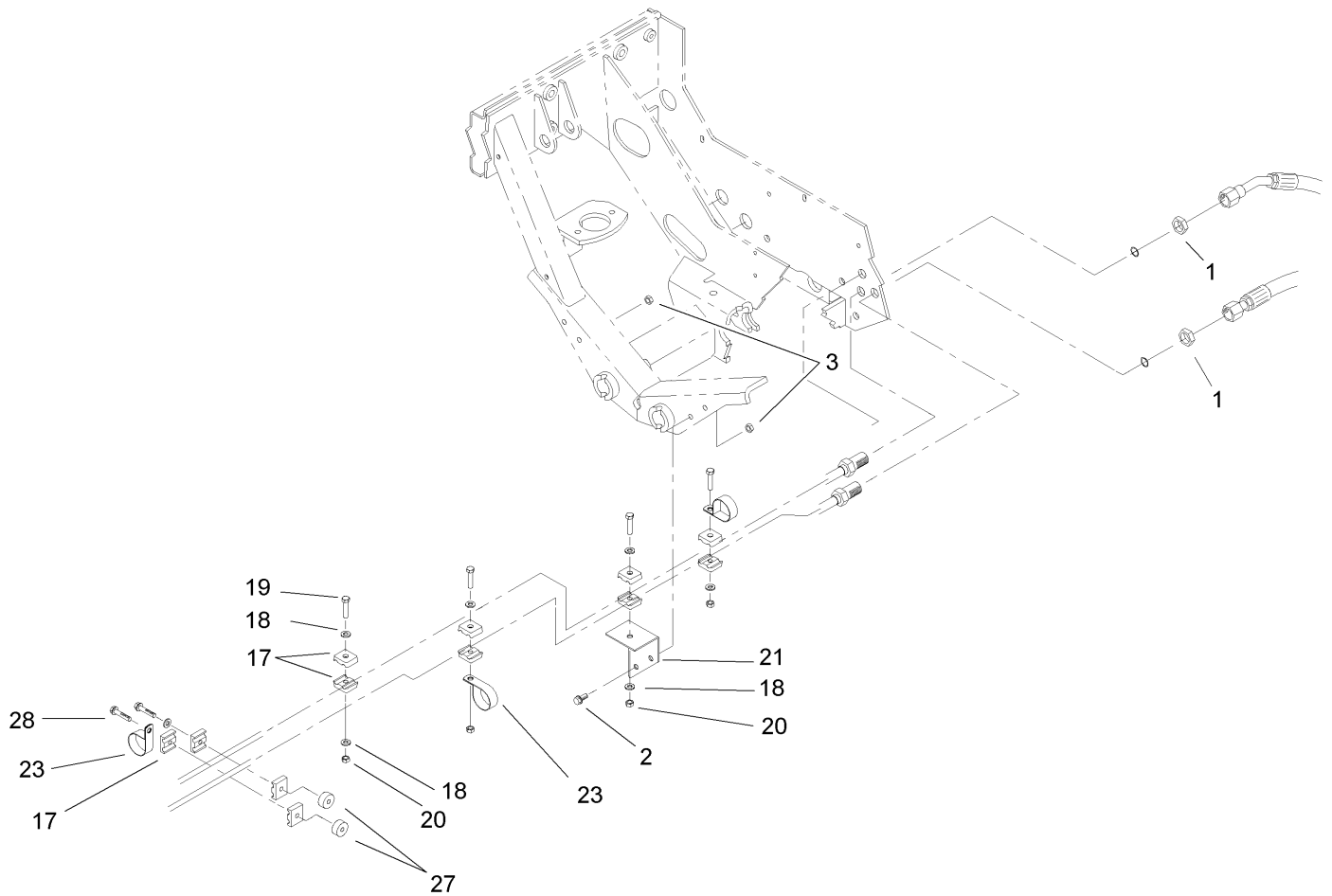
Ref	Part No.	Qty.	Description
1	104-5208	1	Hose-Turbo, Air Cleaner
2	2412-125	3	Clamp-Hose
3	105-9260	1	Muffler ASM
4	33014-00	4	Nut-Hex
5	42-9850	6	Washer-Lock, Spring
6	106-7792-03	1	Air Filter Support ASM
7	323-7	5	Screw-HH
8	3296-39	7	Nut-Lock, NI
9	100-2597	1	Air Filter ASM
11	93-9164	1	Indicator-Mini
12	94-1416	1	Indicator Adapter ASM
13	104-5207	1	Hose-Turbo
14	104-5214	1	Spacer-Tubular
15	2412-92	2	Clamp-Hose
16	104-3742	1	HYD Filter Tube ASM
16:1	237-65	1	O-Ring
17	104-3776-03	1	Bracket-Separator, Fuel
18	98-9305	1	Water / Fuel Filter ASM
19	353-781	1	Fitting-Elbow
23	110-4129-03	1	Bracket-Filter, Oil
24	94-2620	1	Oil Filter ASM
24:1	94-2621	1	Element-Filter
25	340-148	1	Fitting-Tee
25:1	237-81	1	O-Ring

Ref	Part No.	Qty.	Description
25:2	237-58	2	O-Ring
26	340-9	1	Fitting-HYD, Straight
26:1	237-58	1	O-Ring
26:2	237-81	1	O-Ring
28	3234-25	4	Screw-HHF
29	98-7612	1	Filter-Fuel
30	3256-1	3	Washer-Flat
31	2412-147	1	Clamp
32	3296-42	3	Nut-Lock, NI
33	2412-108	6	Clamp-Worm
34	110-4111	1	Hose-Fuel
35	353-783	1	Fitting-Straight
36	104-3749	1	HYD Tube ASM
37	105-7910-03	1	Support-Muffler
38	3256-56	10	Washer-Flat
39	3234-24	2	Screw-HHF
40	110-4112	1	Hose-Fuel
41	110-4113	1	Hose-Fuel
43	2412-3	1	Clamp-Hose
44	33104-030	2	Screw-HHF
45	322-5	2	Screw-HH
46	3256-23	2	Washer-Flat
47	3296-29	2	Nut-Lock, NI
48	321-4	3	Screw-HH



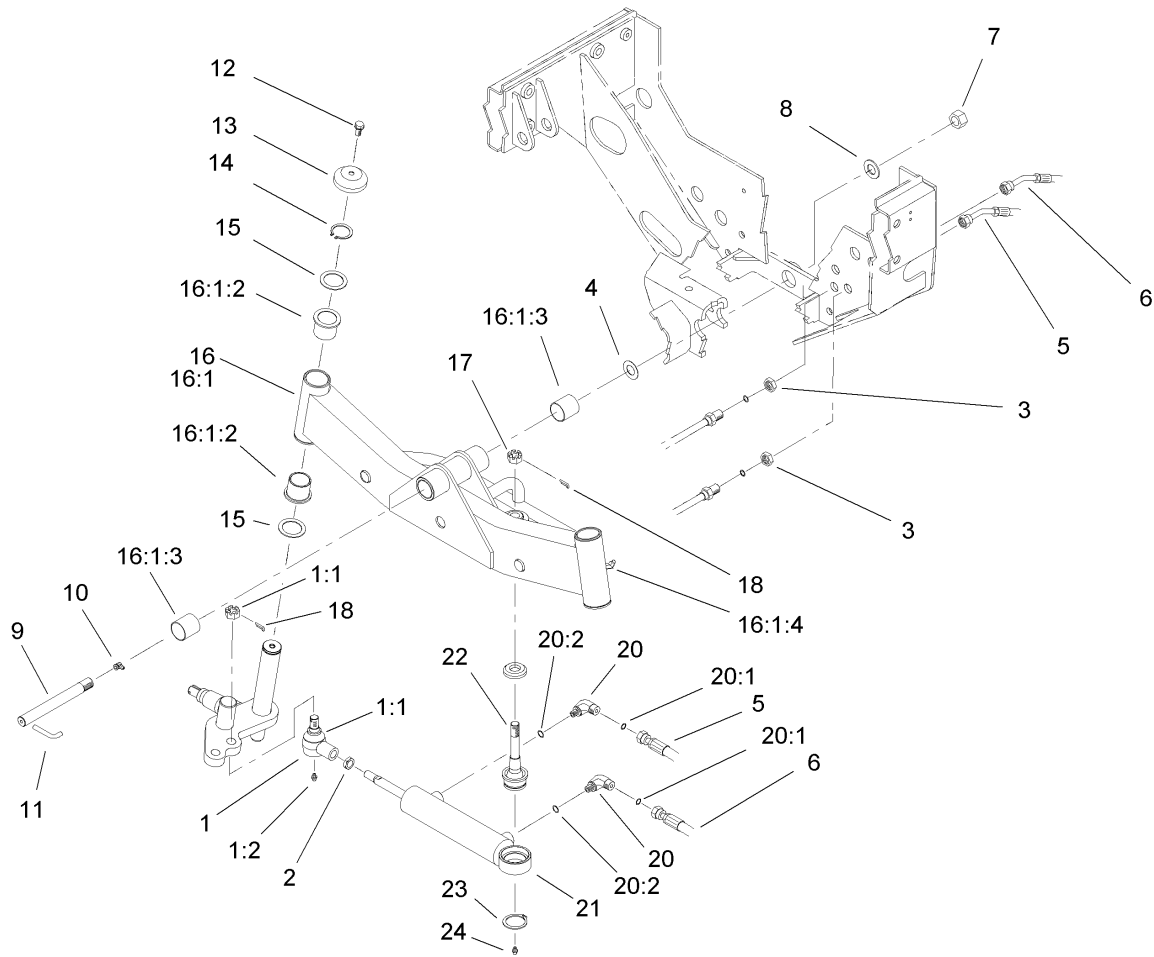
Water and Fuel Filter Assembly No. 98-9305

Ref	Part No.	Qty.	Description	
1	98-9772	1	Head-Filter	
2	98-9764	1	Element	
3	98-9774	1	O-Ring	
4	98-9775	1	Base-Filter	
5	98-9773	1	Plug-Base, Filter	
6	237-42	1	O-Ring	
7	237-78	1	O-Ring	
8	98-9776	1	Plug-Head, Filter	
9	98-9777	1	Drain Valve ASM	
10	285-22	2	Plug-Pipe	



Rear Hydraulic Assembly

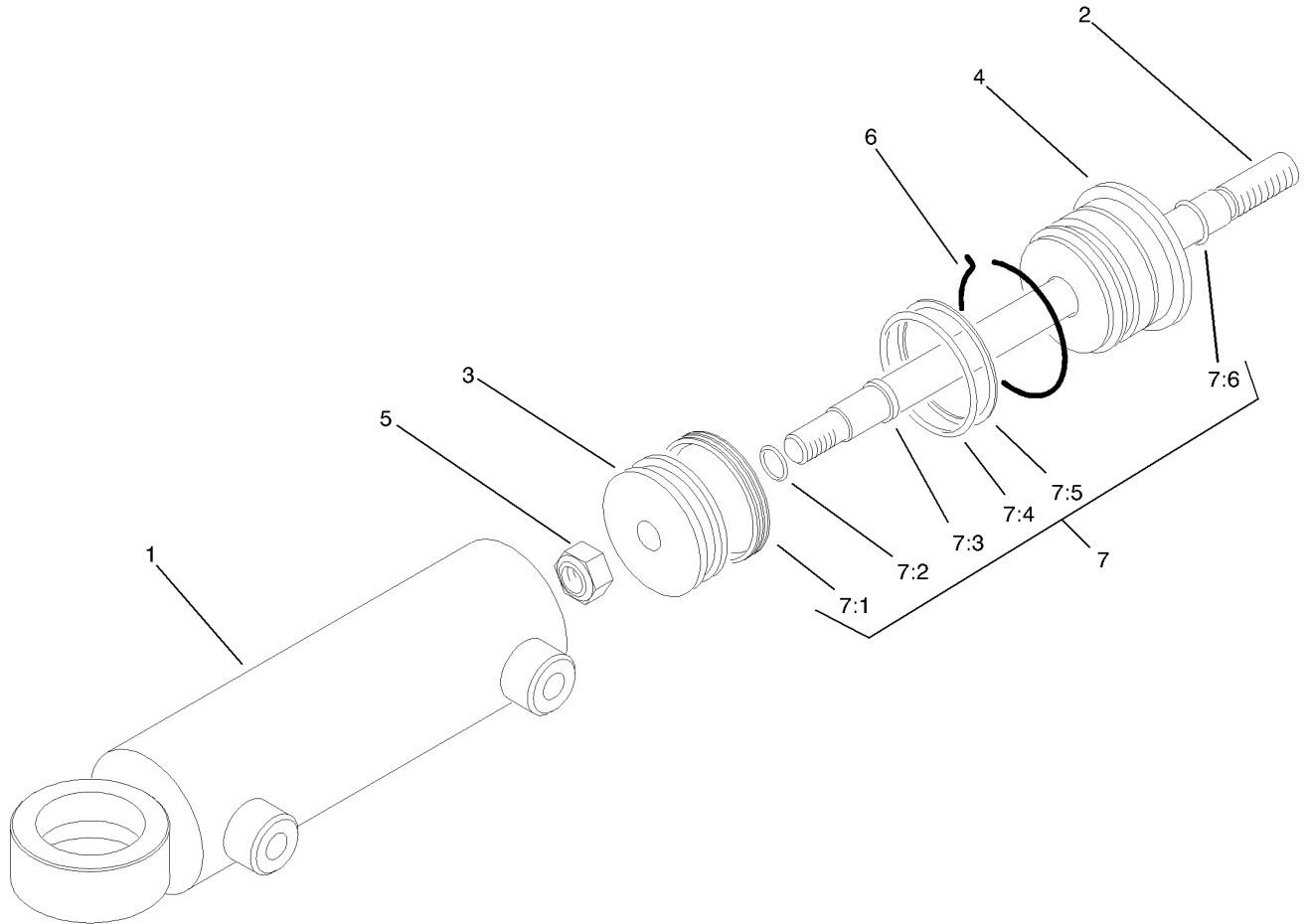
Ref	Part No.	Qty.	Description
1	340-70	2	Nut-Lock
2	323-6	2	Screw-HH
3	32128-21	2	Nut-HF
17	56-7973	10	Clamp-Tube
18	3256-23	6	Washer-Flat
19	322-7	4	Screw-HH
20	3296-47	4	Nut-Lock, NI
21	104-3752-03	1	Bracket-Clamp
23	2412-147	3	Clamp
27	80-8660	2	Spacer-Coupler
28	32104-37	2	Screw-HWH



2 Wheel Drive Axle Assembly

Ref	Part No.	Qty.	Description
1	106-6898	1	Joint-Ball
1:1	106-6896	1	Seal
1:2	302-5	1	Fitting-Grease
2	3220-11	1	Nut-Jam
3	32136-14	1	Nut-SHH
4	98-3867	2	Washer-Thrust
5	92-7595	1	Hose ASM
6	92-7594	1	Hose ASM
7	3296-68	1	Nut-Lock, NI
8	92-1765	1	Washer-Thrust
9	100-3770	1	Pin-Axle, Pivot
10	302-33	1	Fitting-Grease
11	100-3771	1	Pin-Stop
12	3234-1	2	Screw-HHF
13	69-8890	2	Cap-Spindle
14	32151-10	2	Ring-Snap
15	62-2170	4	Washer-Thrust
16	100-3785-03	1	Rear Axle ASM
● 16:1		1	Axle-Rear
16:1:2	69-6470	4	Bushing-Caster
16:1:3	99-6964	2	Bushing-Axle
16:1:4	302-11	2	Fitting-Lube, 45 DEG
17	32136-14	1	Nut-SHH
18	3272-12	2	Pin-Cotter

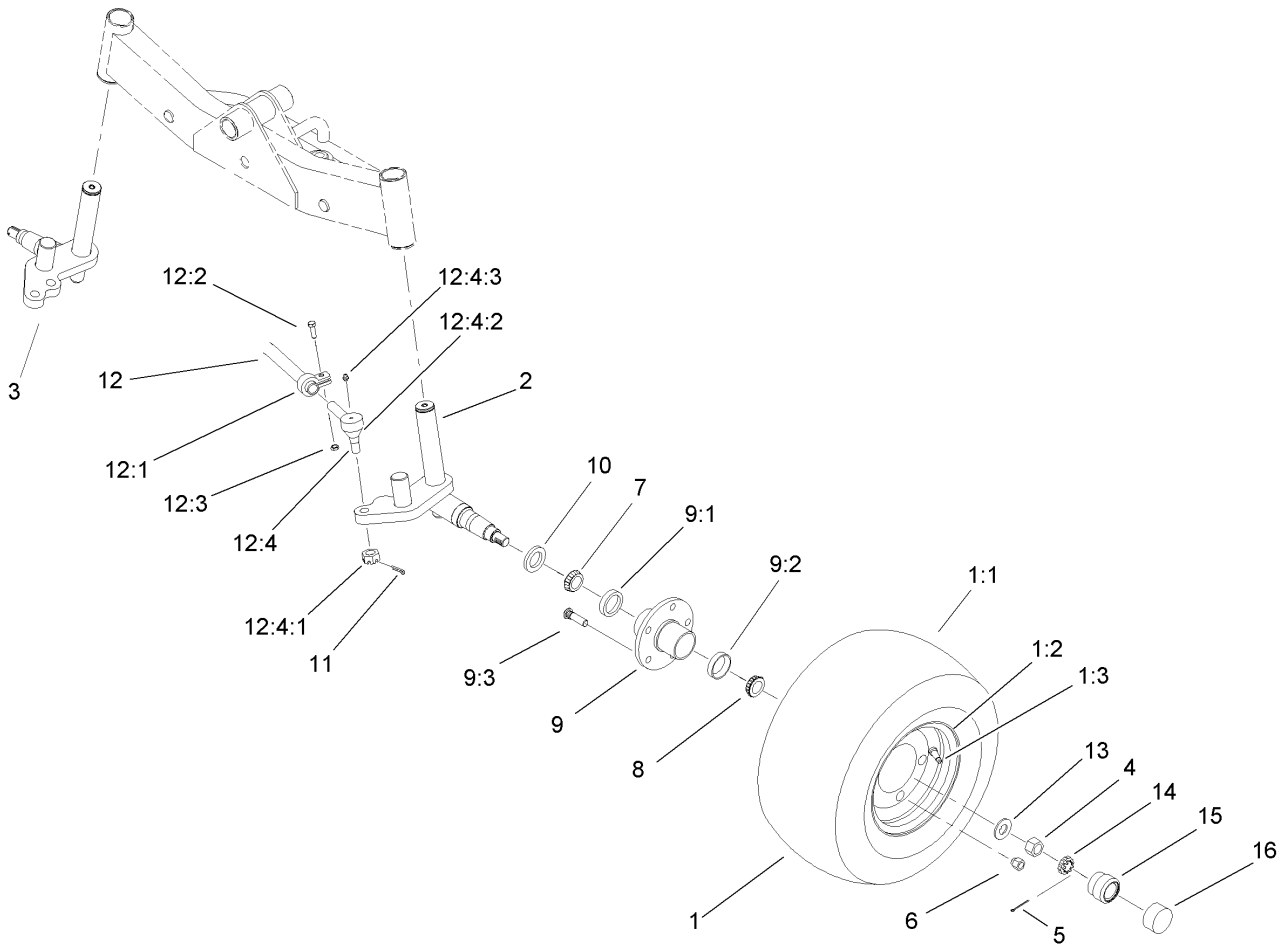
Ref	Part No.	Qty.	Description
20	340-97	2	Fitting-HYD, 90 DEG
20:1	237-22	1	O-Ring
20:2	237-78	1	O-Ring
21	94-8142	1	HYD Cylinder ASM
22	92-5839	1	Joint-Ball
23	32151-104	1	Ring-Retaining, External
24	302-5	1	Fitting-Grease



Hydraulic Cylinder Assembly No. 94-8142

Ref	Part No.	Qty.	Description
1		1	Barrel
2		1	Piston Rod
3		1	Piston
4		1	Gland
5		1	Locknut
6	94-9963	1	Ring-Retaining
7	94-9964	1	Seal Repair Kit
7:1		1	Uniring
7:2		1	O-Ring
7:3		1	Seal-Rod
7:4		1	O-Ring
7:5		1	Backup
7:6		1	O-Ring

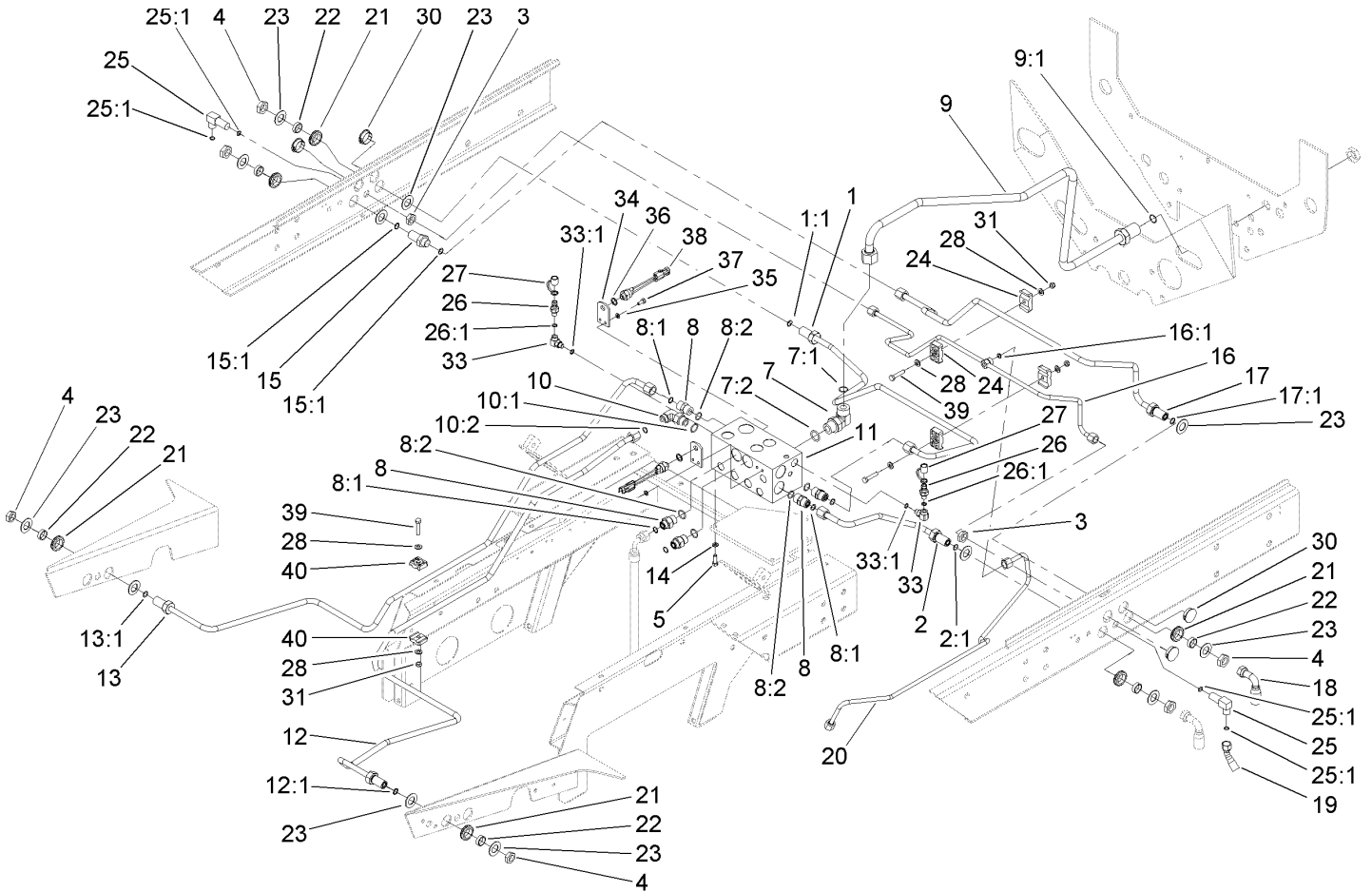
--	--	--	--



Wheel and Spindle Assembly

Ref	Part No.	Qty.	Description
②1		2	Tire And Wheel ASM
1:1	86-5910	1	Tire-6 Ply
1:2	100-2582	1	Rim
1:3	232-27	1	Stem-Valve
2	92-9725-03	1	LH Spindle ASM
3	92-9724-03	1	RH Spindle ASM
4	3220-7	2	Nut-Jam
5	3272-13	2	Pin-Cotter
6	242-50	10	Nut-Lug
7	254-106	2	Cone-Bearing, Tapered
8	254-92	2	Cone-Bearing, Outer
9	92-9651-03	2	Hub ASM
②9:2		1	Hub
9:2:1	254-107	1	Cup-Bearing, Tapered
9:2:2	254-72	1	Bearing-Cup, Tapered
9:2:3	92-9652	5	Stud-Bolt
10	69-2980	2	Seal
11	3272-12	2	Pin-Cotter
12	98-8839	1	Tie Rod ASM
12:1	98-8840	1	Tube And Clamp ASM
12:2	323-9	2	Screw-HH
12:3	3296-39	2	Nut-Lock, NI
12:4	71-4740	2	End-Rod, Tie (RH)
12:4:1	105-7941	1	Nut-Hex, Slotted

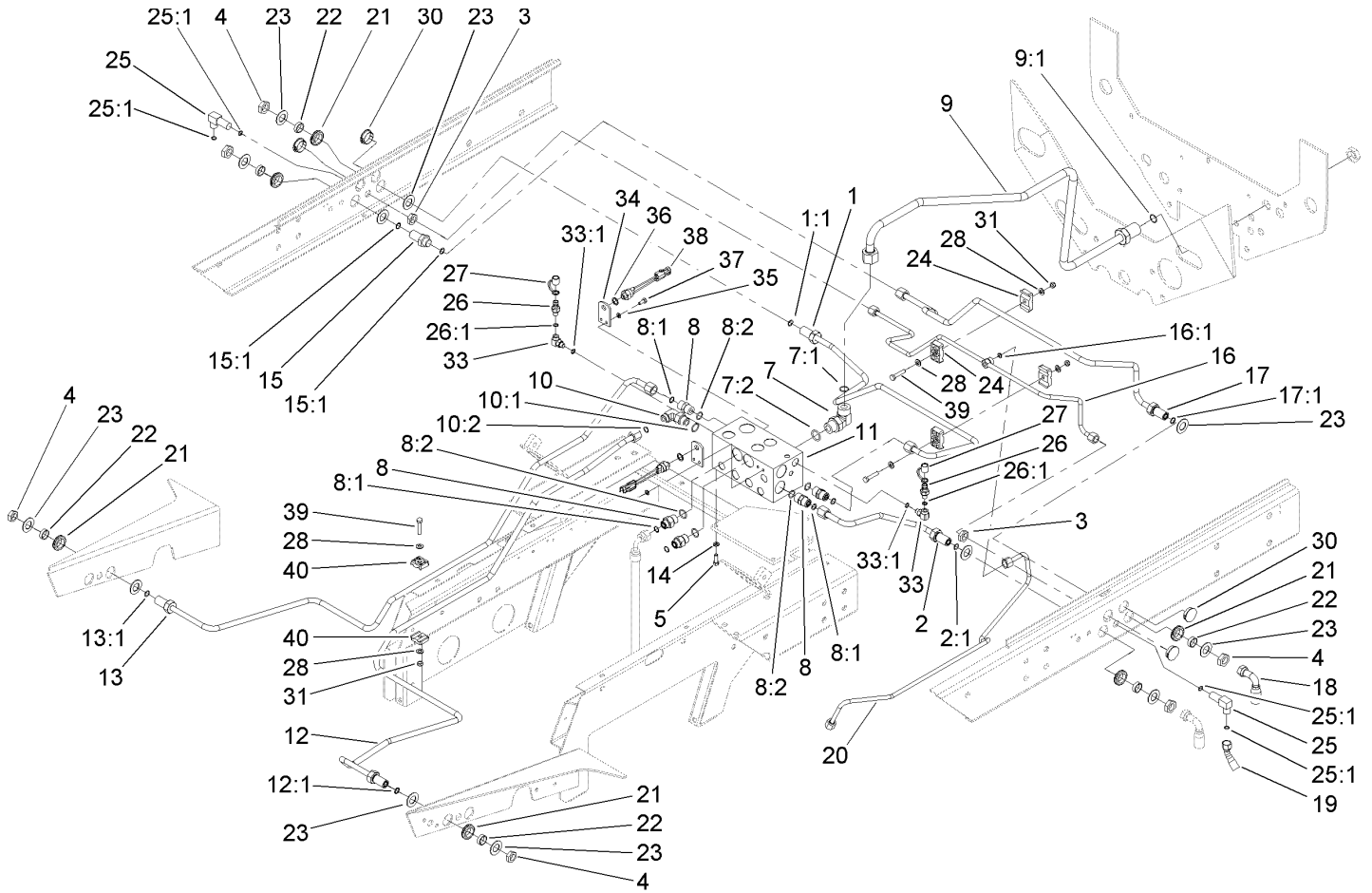
Ref	Part No.	Qty.	Description
12:4:2	105-7835	1	Seal
12:4:3	302-5	1	Fitting-Grease
13	93-0309	2	Washer-Tab
14	93-0307	2	Nut-Lock, Retainer
15	100-3769	2	Protector-Bearing
16	100-3809	2	Cap-Protector, Bearing



Rear Hydraulic Control Block Assembly

Ref	Part No.	Qty.	Description
1	104-3728	1	HYD Tube ASM
1:1	237-30	1	O-Ring
2	104-3731	1	HYD Tube ASM
2:1	237-30	1	O-Ring
3	340-70	2	Nut-Lock
4	340-127	4	Nut-Bulkhead
5	322-4	2	Screw-HH
7	340-142	1	Fitting-HYD, 90 DEG
7:1	237-58	1	O-Ring
7:2	237-81	1	O-Ring
8	340-6	5	Fitting-HYD, Straight
8:1	237-30	1	O-Ring
8:2	237-80	1	O-Ring
9	104-3734	1	HYD Cooler Tube ASM
9:1	237-65	1	O-Ring
10	340-105	1	Fitting-HYD, 90 DEG
10:1	237-80	1	O-Ring
10:2	237-30	1	O-Ring
11	99-6978	1	Block-Manifold, Mow
12	104-3741	1	HYD Tube ASM
12:1	237-30	1	O-Ring
13	104-3739	1	HYD Tube ASM
13:1	237-30	1	O-Ring
14	3253-4	2	Washer-Lock

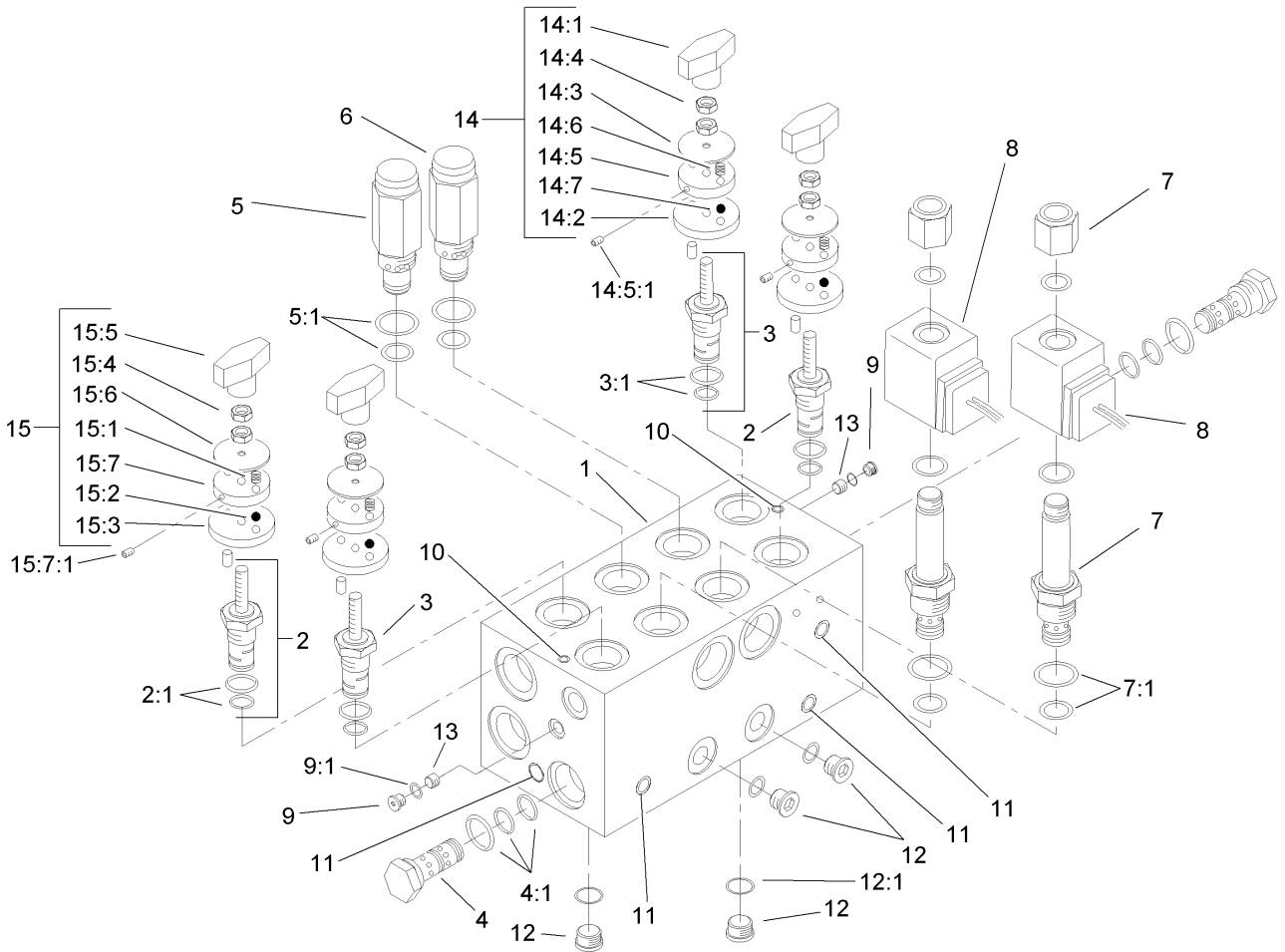
Ref	Part No.	Qty.	Description
15	340-161	1	Fitting-Bulkhead
15:1	237-30	2	O-Ring
16	104-3723	1	HYD Tube ASM
16:1	237-22	1	O-Ring
17	104-3724	1	HYD Tube ASM
17:1	237-30	1	O-Ring
18	105-7903	4	HYD Hose ASM
19	99-5614	2	HYD Hose ASM
20	104-3732	1	Return Drain ASM
21	240-5	4	Grommet-Rubber
22	69-8960	4	Spacer
23	69-8930	8	Washer
24	56-7972	4	Clamp-Tube
25	340-154	2	Union-Bulkhead
25:1	237-22	2	O-Ring
26	354-77	2	Fitting-Quick
26:1	237-78	1	O-Ring
27	354-79	2	Cap-Dust
28	3256-23	6	Washer-Flat
30	94-1402	4	Plug-Hole
31	3296-47	3	Nut-Lock, NI
33	75-6640	2	Fitting-HYD, Special
33:1	237-78	1	O-Ring
34	98-8199	2	Bracket-Switch



Rear Hydraulic Control Block Assembly (continued)

Ref	Part No.	Qty.	Description
35	3253-3	4	Washer-Lock
36	3256-76	2	Washer-Flat
37	329-3	4	Screw-HH
38	72-4320	2	Switch-Ball
39	322-7	3	Screw-HH
40	56-7976	2	Clamp-Tube

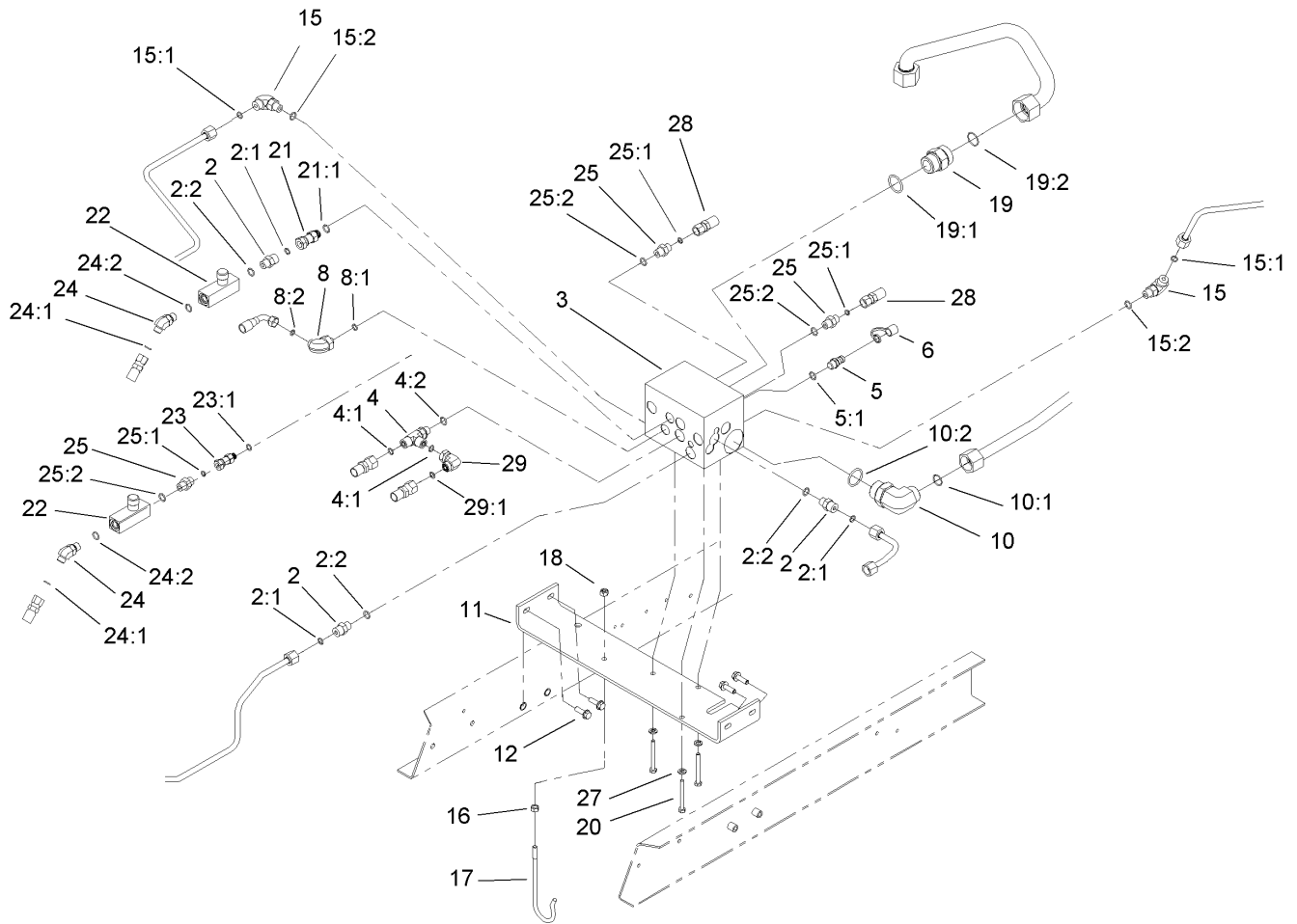
--	--	--	--



Mow Block Assembly No. 99-6978

Ref	Part No.	Qty.	Description
②1		1	Body-Manifold
2	94-3657	2	Spool ASM
2:1	106-1091	1	Seal Kit
3	94-8175	2	Control-Flow, Rotary
3:1	106-1090	1	Seal Kit
4	69-4120	2	Cartridge-Logic
4:1	69-4240	1	Seal Kit
5	94-3655	1	Valve-Relief
5:1	95-5645	1	Seal Kit
6	104-1200	1	Valve-Relief, Cartridge
7	93-7494	2	Cartridge
7:1	95-5645	1	Seal Kit
8	83-2010	2	Coil ASM
9	106-1024	2	Plug-Leak, Zero
9:1	237-156	1	O-Ring
②10		2	Plug (7Mm)
②11		8	Plug (10Mm)
12	106-1026	4	Plug-HYD
12:1	237-42	1	O-Ring
13	95-5999	2	Plug-Orifice
14	94-3660	2	Detent Kit
14:1	94-5020	1	Knob ASM
14:2	94-5025	1	Plate-Locating
14:3	94-5026	1	Plate-Indicator

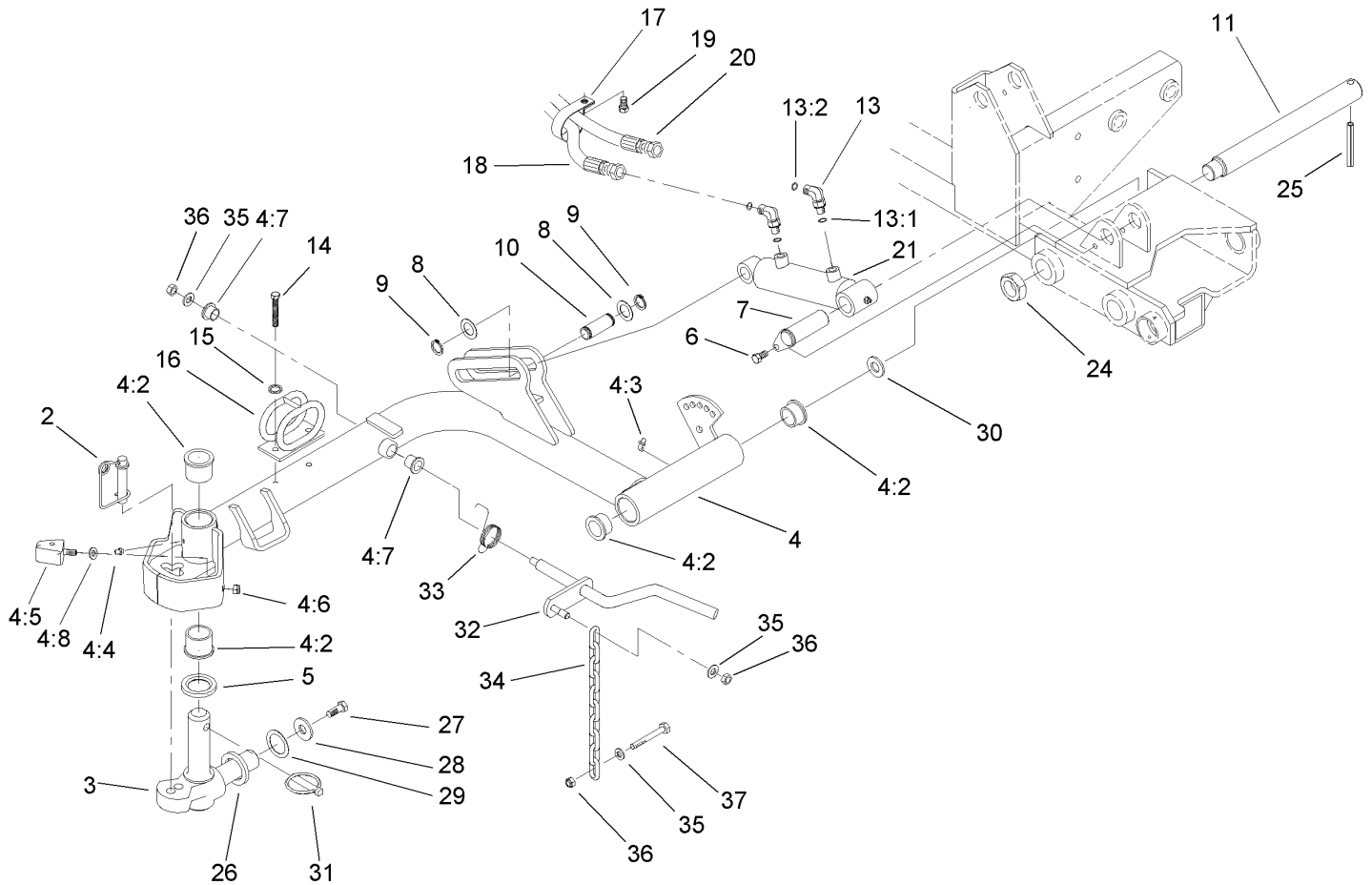
Ref	Part No.	Qty.	Description
14:4	3218-1	2	Nut-Jam
14:5	94-5023	1	Plate-Detent
14:5:1	3245-36	1	Screw-Set, HSH
14:6	94-5027	2	Spring
14:7	255-13	2	Ball-Steel, Stainless
15	94-6378	2	Detent Kit
15:1	94-5027	2	Spring
15:2	255-13	2	Ball-Steel, Stainless
15:3	94-5021	1	Plate-Locating
15:4	3218-1	2	Nut-Jam
15:5	94-5020	1	Knob ASM
15:6	99-3543	1	Plate-Indicator
15:7	94-5023	1	Plate-Detent
15:7:1	3245-36	1	Screw-Set, HSH



Front Hydraulic Control Block and Hose Assembly

Ref	Part No.	Qty.	Description
2	340-2	3	Fitting-HYD, Straight
2:1	237-22	1	O-Ring
2:2	237-42	1	O-Ring
3	104-9335	1	Manifold-Block, Lift
4	340-86	1	Fitting-HYD, Tee
4:1	237-22	2	O-Ring
4:2	237-42	1	O-Ring
5	59-7410	1	Tip-Nipple, Diagnostic
5:1	237-42	1	O-Ring
6	354-79	1	Cap-Dust
8	340-132	1	Fitting-HYD, 90 DEG
8:1	237-78	1	O-Ring
8:2	237-21	1	O-Ring
10	340-15	1	Fitting-HYD, 90 DEG
10:1	237-58	1	O-Ring
10:2	237-146	1	O-Ring
11	104-3772-01	1	Bracket-Block, Manifold
12	3234-17	4	Screw-HHF
15	340-77	2	Fitting-HYD, 90 DEG
15:1	237-22	1	O-Ring
15:2	237-42	1	O-Ring
16	3217-6	1	Nut-Hex
17	93-7970	1	Hanger-Hose
18	3296-29	1	Nut-Lock, NI

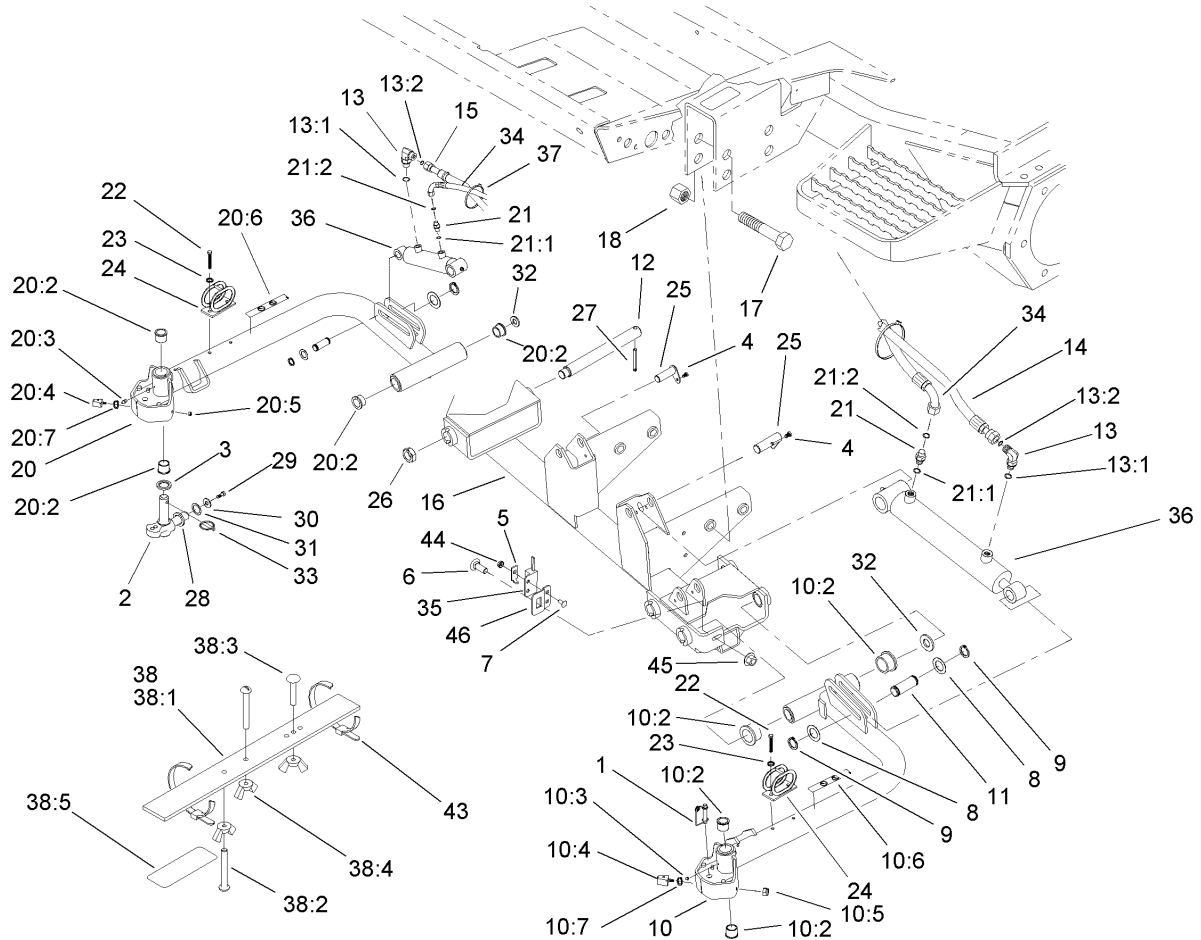
Ref	Part No.	Qty.	Description
19	104-3797	1	Fitting-HYD, Straight
19:1	237-146	1	O-Ring
19:2	340-65	1	O-Ring
20	322-3	3	Screw-HH
21	104-3779	1	Connector-Swivel, Straight
21:1	237-42	1	O-Ring
22	98-9742	2	Valve-Control, Flow
23	104-3777	1	Connector-Swivel, Straight
23:1	237-78	1	O-Ring
24	340-137	2	Fitting
24:1	237-21	1	O-Ring
24:2	237-42	1	O-Ring
25	340-1	3	Adapter
25:1	237-21	1	O-Ring
25:2	237-42	1	O-Ring
27	3253-4	3	Washer-Lock
28	104-3716	2	HYD Hose ASM
29	340-159	1	Fitting-HYD, 90 DEG
29:1	237-22	2	O-Ring



Front No. 1 Lift Arm Assembly

Ref	Part No.	Qty.	Description
2	99-5610	1	Pin
3	98-1880-03	1	Knuckle-Pivot
4	105-3366	1	No. 1 Lift Arm ASM
4:2	104-0015	4	Bushing-Flange
4:3	302-60	1	Fitting-Grease, 90 DEG
4:4	302-5	1	Fitting-Grease
4:5	106-9004	2	Bumper
4:6	3296-29	2	Nut-Lock, NI
4:7	256-287	2	Bushing
4:8	3255-8	2	Washer-Lock
5	94-8946	1	Washer-Thrust
6	32144-14	1	Screw-HWHTF
7	106-9208	1	Short Cylinder Pin ASM
8	94-9998	2	Washer-Thrust
9	94-9974	2	Ring-Retaining
10	75-5350	1	Pin-Slide, Cylinder
11	95-7158	1	Pin-Pivot
13	340-132	2	Fitting-HYD, 90 DEG
13:1	237-78	1	O-Ring
13:2	237-21	1	O-Ring
14	33114-020	2	Screw-HH
15	3253-4	2	Washer-Lock
16	99-5621	1	Guide-Hose
17	2412-96	1	Clamp-R

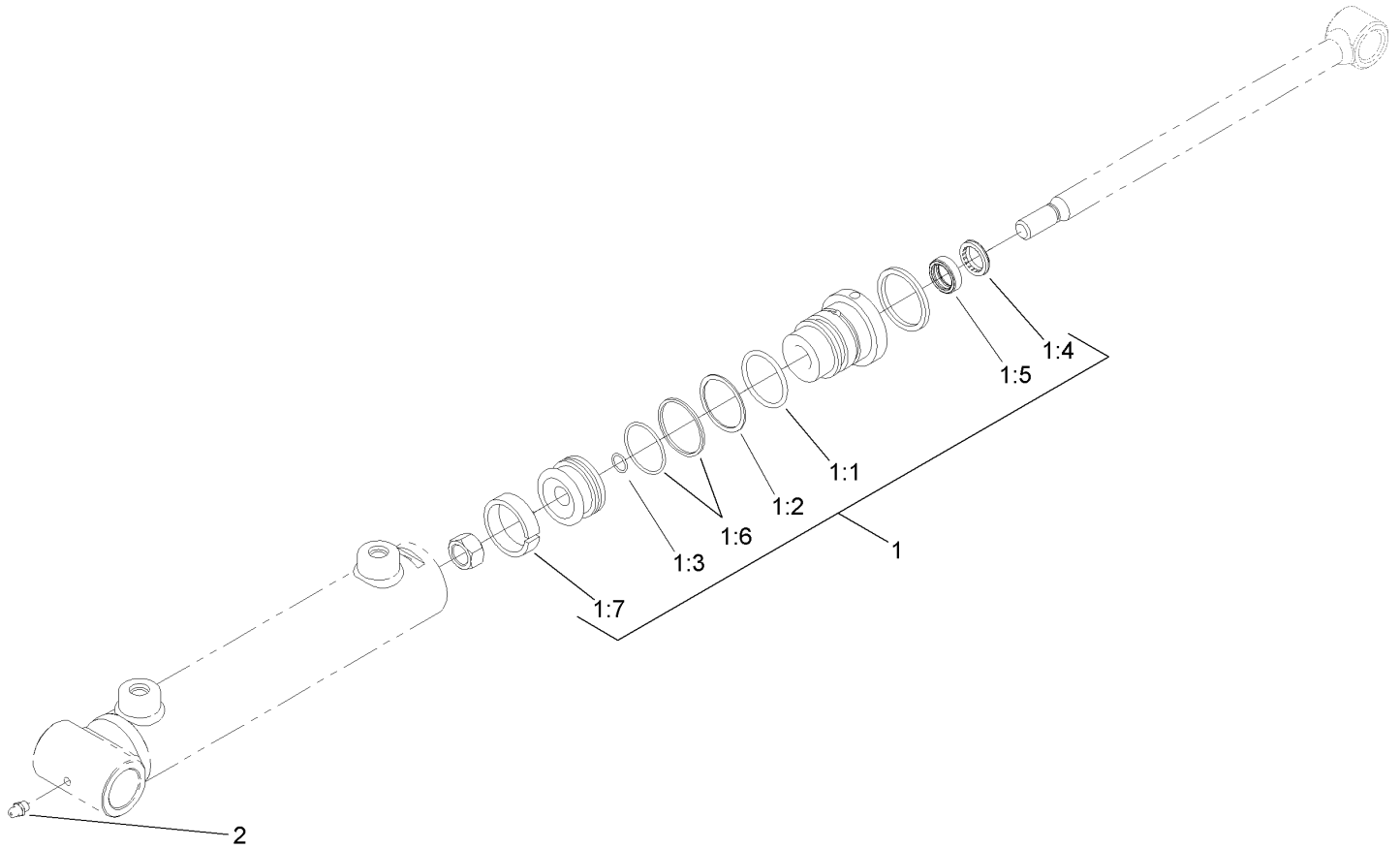
Ref	Part No.	Qty.	Description
18	105-7916	1	HYD Hose ASM
19	322-4	1	Screw-HH
20	105-9274	1	HYD Hose ASM
21	108-4437	1	Cylinder-Lift, HYD
24	3296-49	1	Nut-Lock, NI
25	32121-110	1	Pin-Roll, Slotted
26	98-7974	1	Washer-Thrust
27	98-7993	1	Screw-HHF
28	3256-6	1	Washer-Flat
29	3-6781	1	Washer-Thrust
30	76-2980	1	Washer-Thrust
31	283-71	1	Pin-Lynch
32	105-0142-03	1	Rod-Pivot, Front
33	98-3929	1	Spring-Torsion
34	93-6738	1	Chain
35	3256-24	3	Washer-Flat
36	3296-39	3	Nut-Lock, NI
37	323-7	1	Screw-HH



Front No. 4 and No. 5 Lift Arm Assembly

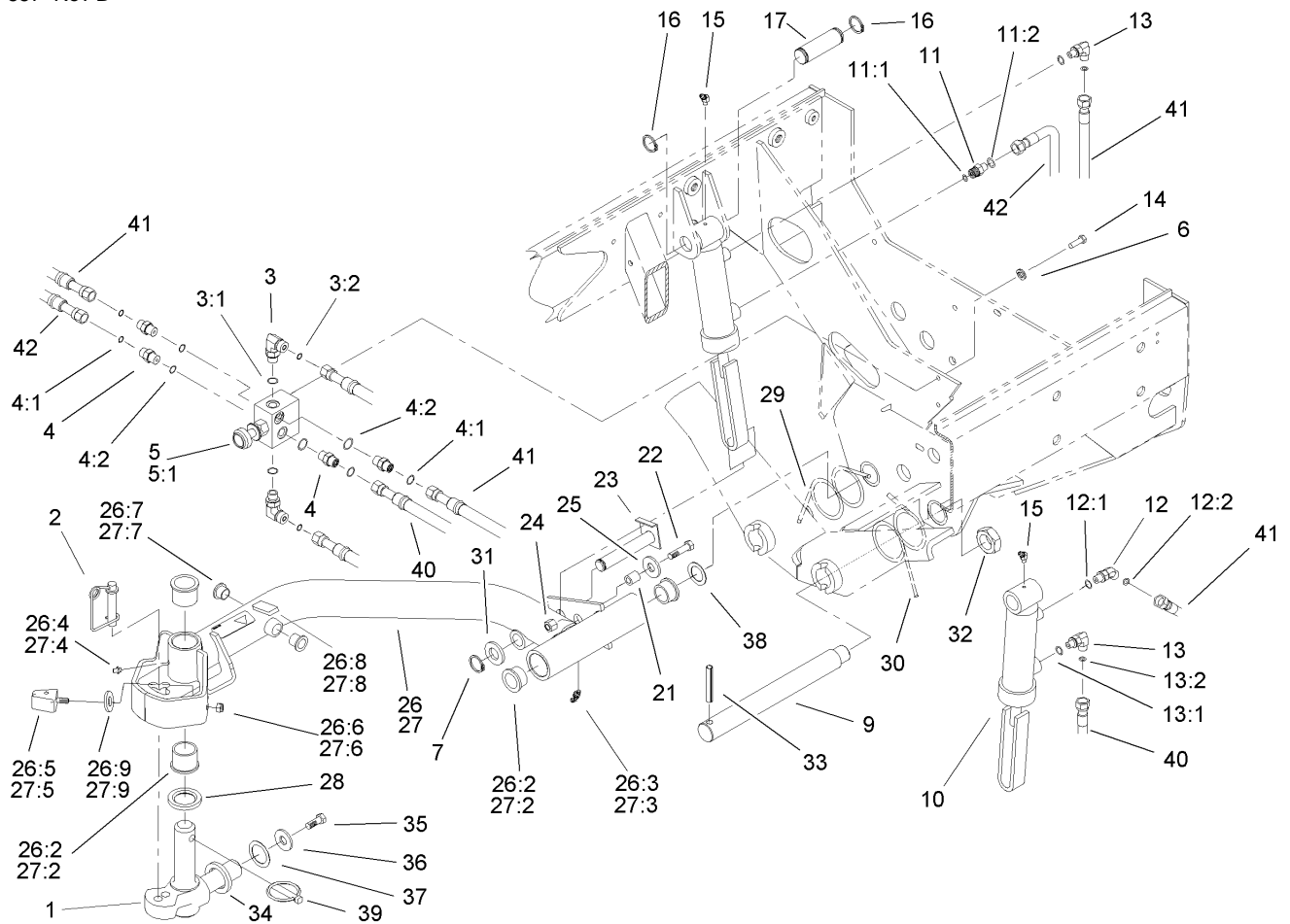
Ref	Part No.	Qty.	Description
1	99-5610	2	Pin
2	98-1880-03	2	Knuckle-Pivot
3	94-8946	2	Washer-Thrust
4	32144-14	2	Screw-HWHTF
5	100-4872	1	Plate-Switch, Neutral
6	3231-22	1	Screw-CARR
7	104-1450	1	Bolt-CARR
8	94-9998	4	Washer-Thrust
9	94-9974	4	Ring-Retaining
10	105-3359	1	No. 4 Lift Arm ASM
10:2	104-0015	4	Bushing-Flange
10:3	302-5	2	Fitting-Grease
10:4	106-9004	2	Bumper
10:5	3296-29	2	Nut-Lock, NI
10:6	93-6687	1	Decal-No Step
10:7	3255-8	2	Washer-Lock
11	75-5350	2	Pin-Slide, Cylinder
12	95-7158	2	Pin-Pivot
13	340-132	2	Fitting-HYD, 90 DEG
13:1	237-78	1	O-Ring
13:2	237-21	1	O-Ring
14	105-7948	1	HYD Hose ASM
15	105-7945	1	HYD Hose ASM
16	105-3347-03	1	Frame-Carrier, Front

Ref	Part No.	Qty.	Description
17	328-7	4	Screw-HH
18	3296-51	4	Nut-Lock, NI
20	105-0110	1	No. 5 Lift Arm ASM
20:2	104-0015	4	Bushing-Flange
20:3	302-5	2	Fitting-Grease
20:4	106-9004	2	Bumper
20:5	3296-29	2	Nut-Lock, NI
20:6	93-6687	1	Decal-No Step
20:7	3255-8	2	Washer-Lock
21	340-92	2	Fitting-HYD, Straight
21:1	237-78	1	O-Ring
21:2	237-21	1	O-Ring
22	33114-020	4	Screw-HH
23	3253-4	4	Washer-Lock
24	99-5621	2	Guide-Hose
25	105-9889	2	Cylinder Pin ASM
26	3296-49	2	Nut-Lock, NI
27	32121-110	2	Pin-Roll, Slotted
28	98-7974	2	Washer-Thrust
29	98-7993	2	Screw-HHF
30	3256-6	2	Washer-Flat
31	3-6781	2	Washer-Thrust
32	76-2980	2	Washer-Thrust
33	283-71	2	Pin-Lynch



Hydraulic Cylinder Assembly No. 110-9709

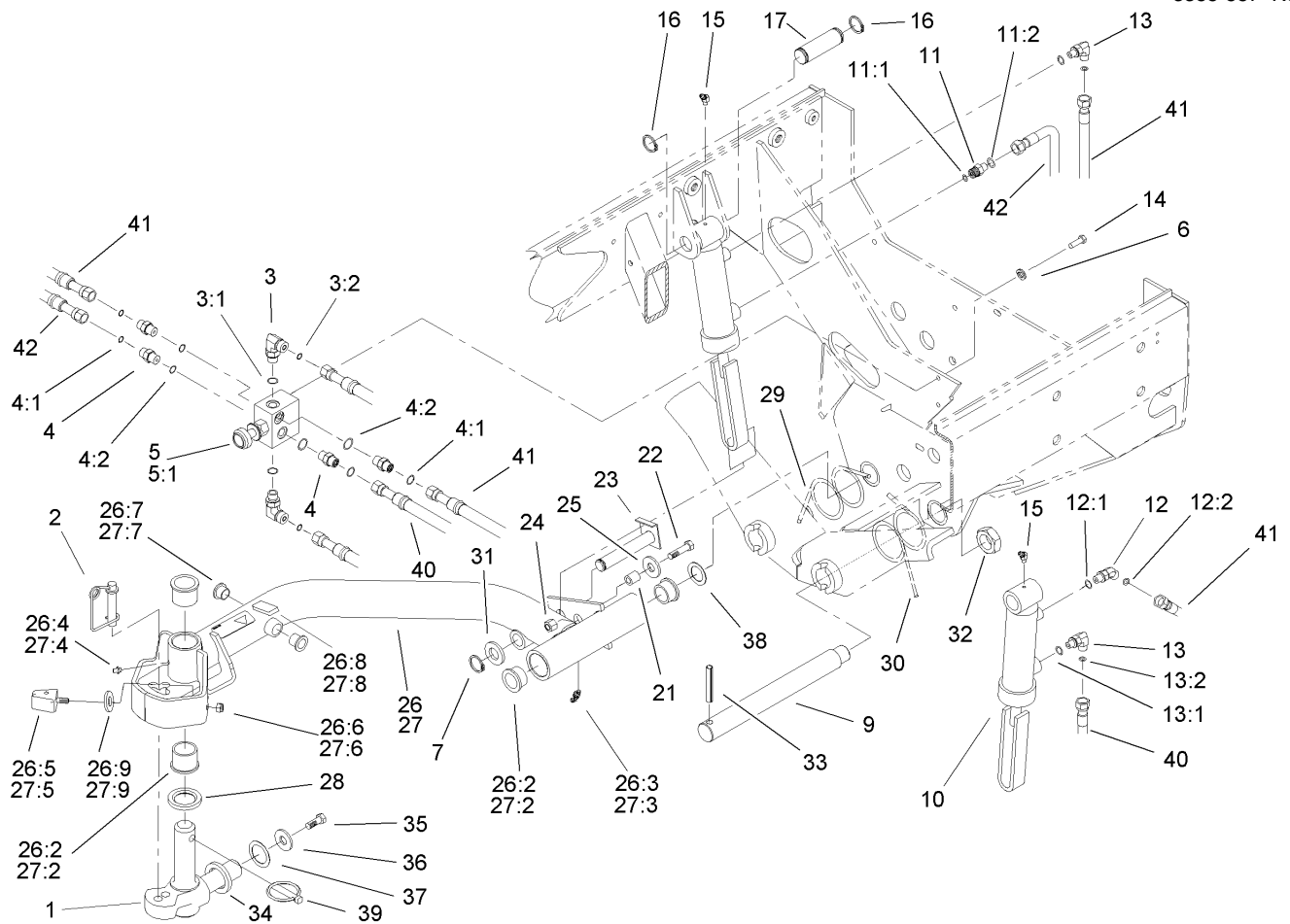
Ref	Part No.	Qty.	Description
1	110-4132	1	Seal Kit
1:1		1	O-Ring
1:2		1	Back-Up Ring
1:3		1	O-Ring
1:4		1	Wiper
1:5		1	Seal
1:6		1	Seal W/Loader
1:7		1	Wear Ring
2	302-5	1	Fitting-Grease



Rear No. 2 and No. 3 Lift Arm Assembly

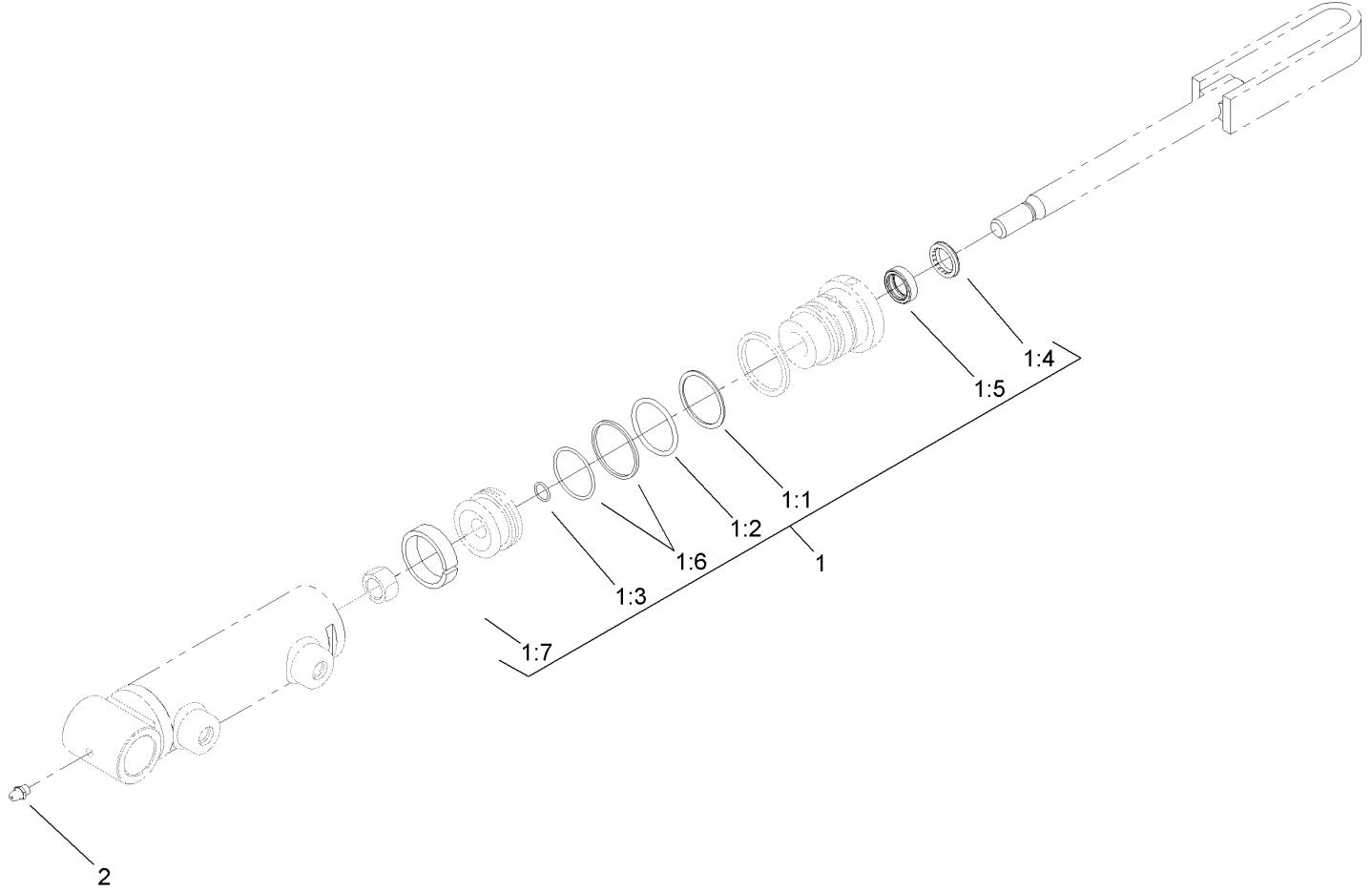
Ref	Part No.	Qty.	Description
1	98-1880-03	2	Knuckle-Pivot
2	99-5610	2	Pin
3	340-82	2	Adapter
3:1	237-42	1	O-Ring
3:2	237-21	1	O-Ring
4	340-1	4	Adapter
4:1	237-21	1	O-Ring
4:2	237-42	1	O-Ring
5	104-9250	1	Control-Flow
5:1	107-1800	1	Cartridge Kit
●5:1:1	105-3334	1	Seal Kit
●5:1:2	105-7514	1	Cartridge Knob Kit
6	3253-3	2	Washer-Lock
7	94-9974	2	Ring-Retaining
9	95-7158	2	Pin-Pivot
10	108-4438	2	Cylinder-Lift, HYD
11	340-92	1	Fitting-HYD, Straight
11:1	237-78	1	O-Ring
11:2	237-21	1	O-Ring
12	340-103	1	Fitting-HYD, 45 DEG
12:1	237-78	1	O-Ring
12:2	237-21	1	O-Ring
13	340-132	2	Fitting-HYD, 90 DEG
13:1	237-78	1	O-Ring

Ref	Part No.	Qty.	Description
13:2	237-21	1	O-Ring
14	321-4	2	Screw-HH
15	302-11	2	Fitting-Lube, 45 DEG
16	32151-36	4	Ring-Retaining
17	92-7548	2	Pin-Cylinder
21	82-6840	2	Spacer
22	322-7	2	Screw-HH
23	99-2560	2	Pin
24	3296-29	2	Nut-Lock, NI
25	3256-3	2	Washer-Flat
26	105-3363	1	No. 3 Lift Arm ASM
26:2	104-0015	4	Bushing-Flange
26:3	302-11	1	Fitting-Lube, 45 DEG
26:4	302-5	1	Fitting-Grease
26:5	106-9004	2	Bumper
26:6	3296-29	2	Nut-Lock, NI
26:7	256-287	2	Bushing
26:8	93-6696	1	Decal-Warning
26:9	3255-8	2	Washer-Lock
27	105-3362	1	No. 2 Lift Arm ASM
27:2	104-0015	4	Bushing-Flange
27:3	302-11	1	Fitting-Lube, 45 DEG
27:4	302-5	1	Fitting-Grease
27:5	106-9004	2	Bumper



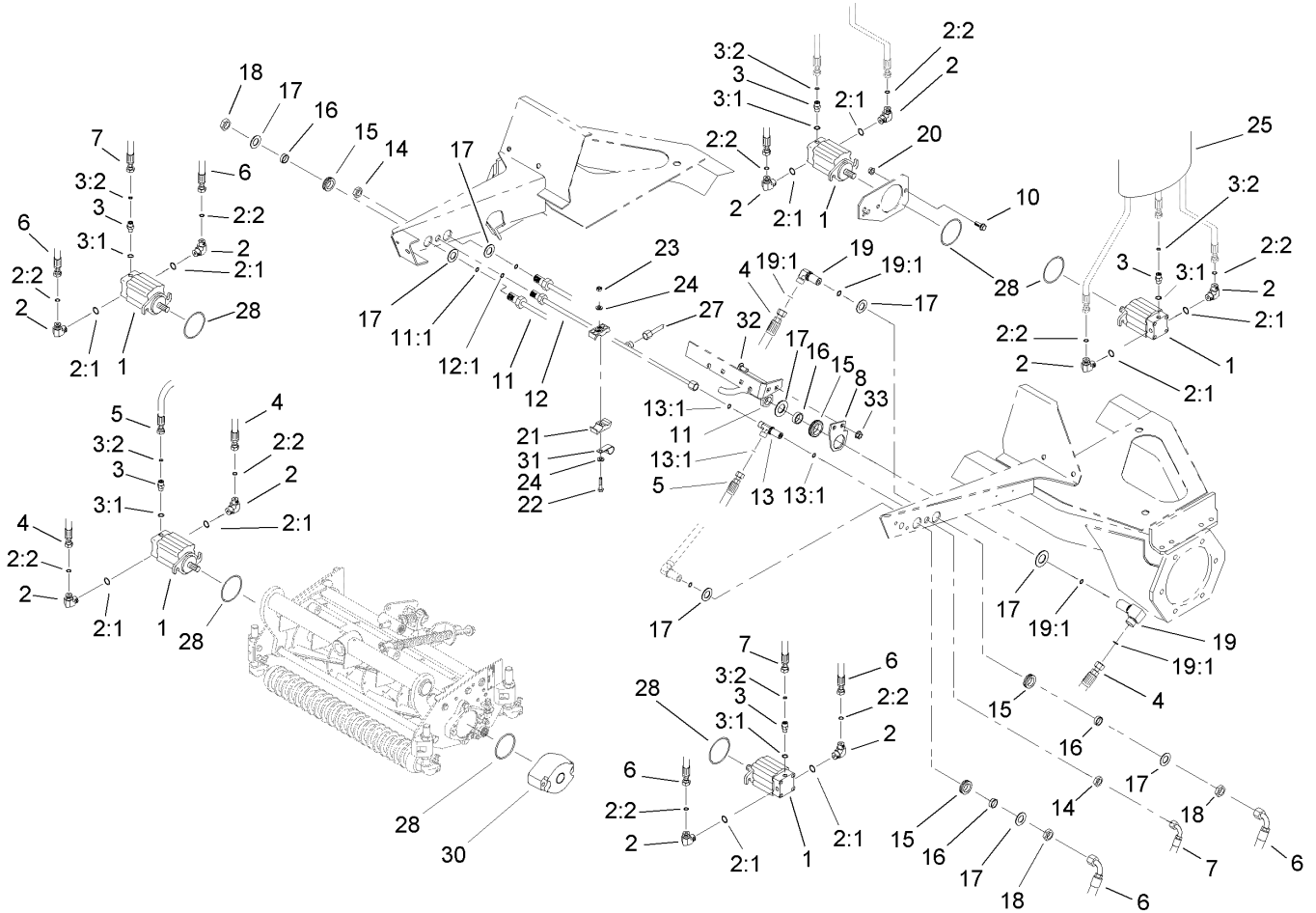
Rear No. 2 and No. 3 Lift Arm Assembly (continued)

Ref	Part No.	Qty.	Description
27:6	3296-29	2	Nut-Lock, NI
27:7	256-287	2	Bushing
27:8	93-6696	1	Decal-Warning
27:9	3255-8	2	Washer-Lock
28	94-8946	2	Washer-Thrust
29	99-5608-03	1	Spring-Torsion, RH
30	99-5609-03	1	Spring-Torsion, LH
31	67-6570	2	Spacer-Wheel
32	3296-49	2	Nut-Lock, NI
33	32121-110	2	Pin-Roll, Slotted
34	98-7974	2	Washer-Thrust
35	98-7993	2	Screw-HHF
36	3256-6	2	Washer-Flat
37	3-6781	2	Washer-Thrust
38	76-2980	2	Washer-Thrust
39	283-71	2	Pin-Lynch
40	105-7919	1	HYD Hose ASM
41	105-7918	2	HYD Hose ASM
42	105-7917	1	HYD Hose ASM



Hydraulic Cylinder Assembly No. 108-4438

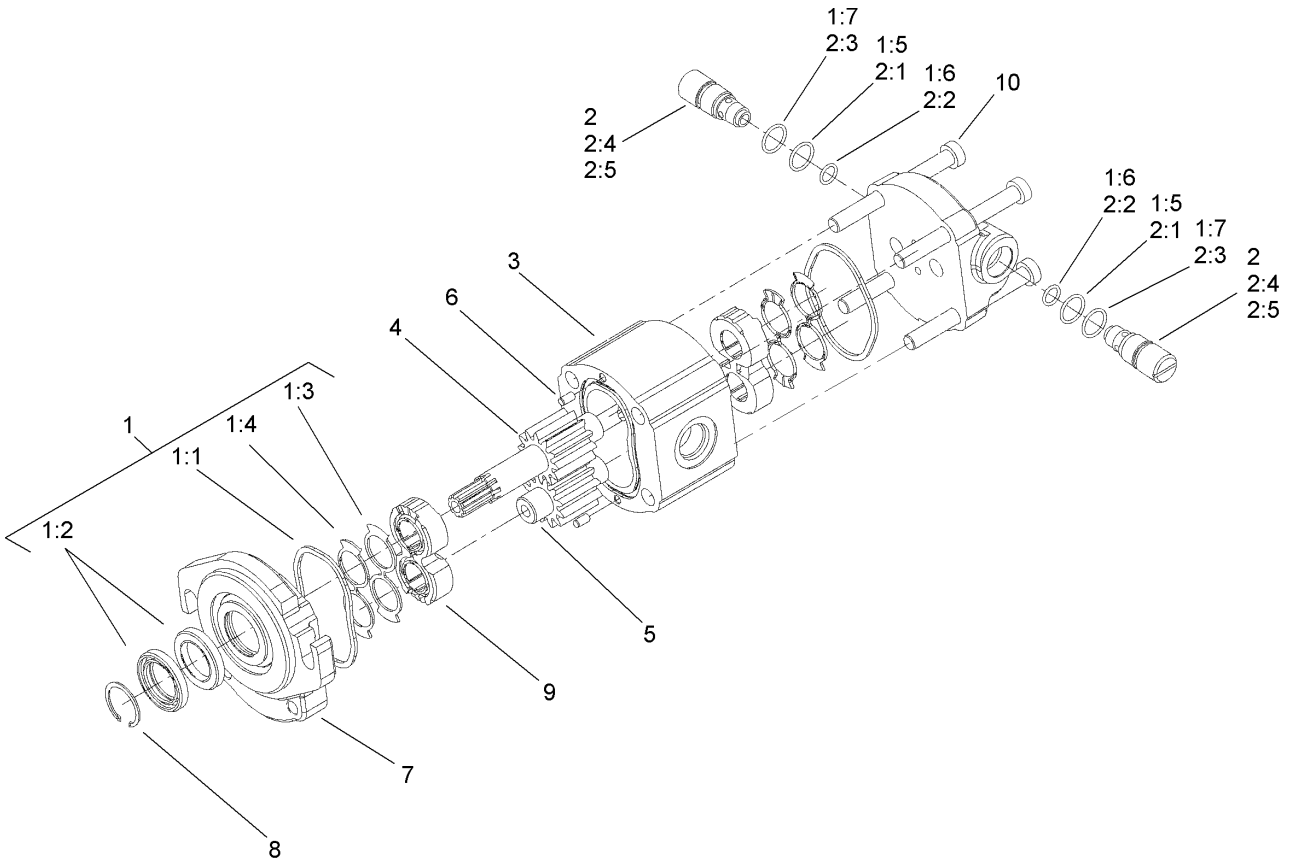
Ref	Part No.	Qty.	Description				
1	110-4132	1	Seal Kit				
1:1		1	O-Ring				
1:2		1	Back-Up Ring				
1:3		1	O-Ring				
1:4		1	Wiper				
1:5		1	Seal				
1:6		1	Seal W/Loader				
1:7		1	Wear Ring				
2	302-5	1	Fitting-Grease				



Reel Motor Assembly

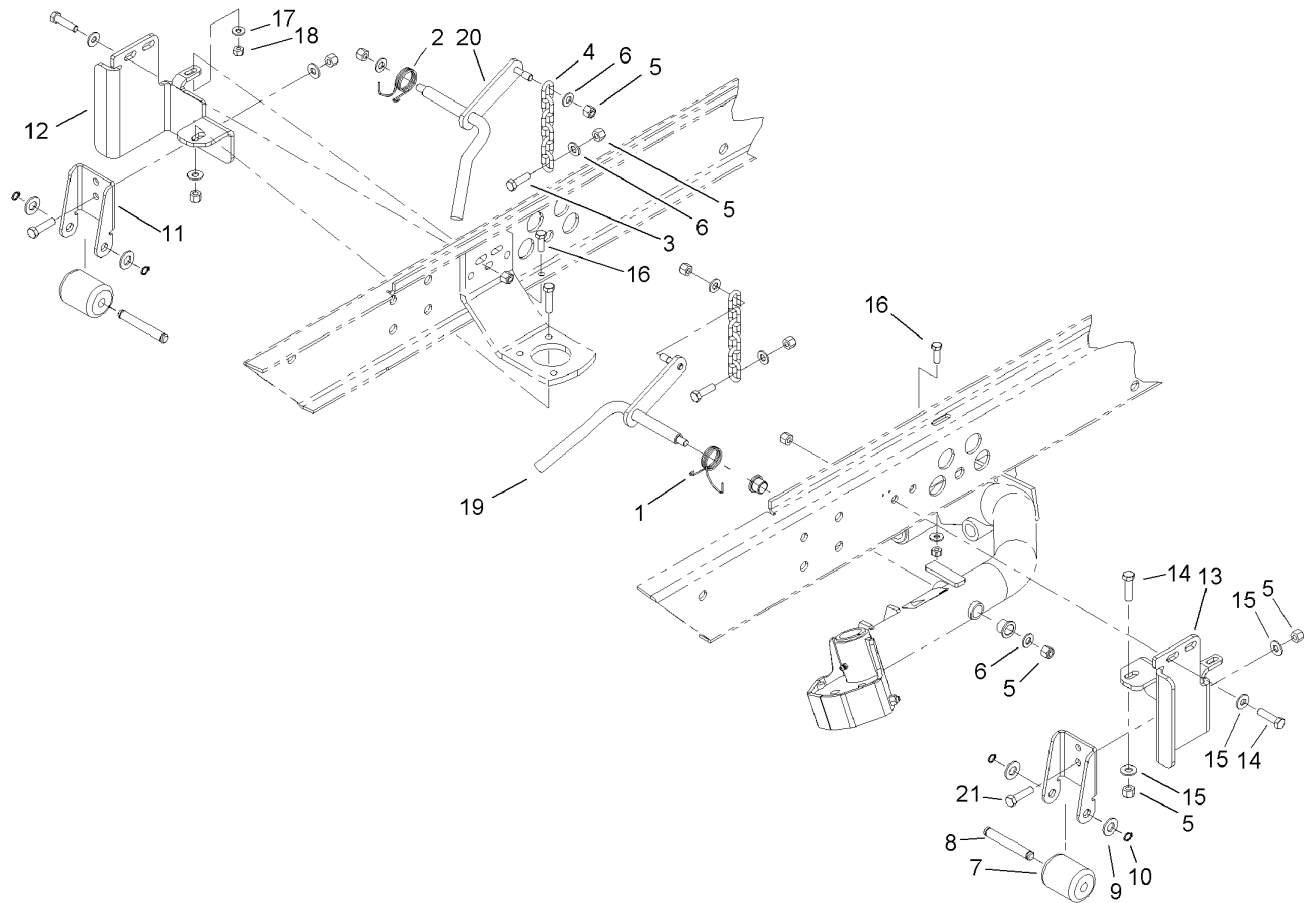
Ref	Part No.	Qty.	Description
1	110-1717	5	Motor-HYD
2	340-98	10	Fitting-HYD, 90 DEG
2:1	237-79	1	O-Ring
2:2	237-30	1	O-Ring
3	340-92	5	Fitting-HYD, Straight
3:1	237-78	1	O-Ring
3:2	237-21	1	O-Ring
4	105-7902	2	HYD Hose ASM
5	92-7560	1	HYD Hose ASM
6	105-7901	4	HYD Hose ASM
7	92-7559	2	HYD Hose ASM
8	106-7788-03	1	Mount-Fitting
10	3234-11	10	Screw-HHF
11	93-4219	1	Tube ASM
11:1	237-30	1	O-Ring
12	108-6063	1	Front Drain Tube ASM
12:1	237-22	2	O-Ring
13	340-68	1	Fitting-Tee, Bulkhead
13:1	237-22	3	O-Ring
14	340-70	2	Nut-Lock
15	240-5	5	Grommet-Rubber
16	69-8960	5	Spacer
17	69-8930	10	Washer
18	340-127	5	Nut-Bulkhead

Ref	Part No.	Qty.	Description
19	93-9151	2	Fitting-HYD
19:1	237-30	2	O-Ring
20	32128-43	10	Nut-Flange
21	56-7972	4	Clamp-Tube
22	322-7	2	Screw-HH
23	3296-47	2	Nut-Lock, NI
24	3256-23	4	Washer-Flat
25	99-5617	5	Sleeve-Protective
27	104-3730	1	Drain Tube ASM
28	93-9783	10	O-Ring
30	105-4011-03	5	Weight-End
31	2412-150	1	Clip-J
32	3230-23	2	Screw-CARR
33	32128-20	2	Nut-HF



Hydraulic Motor Assembly No. 110-1717

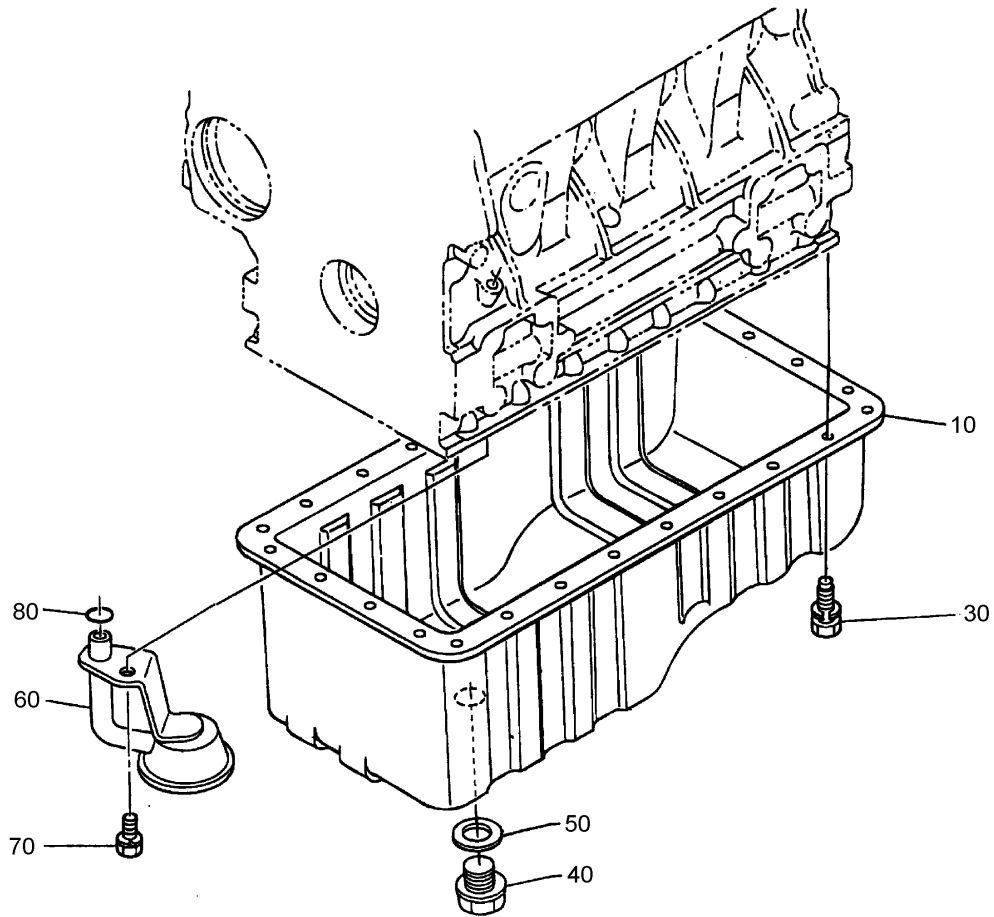
Ref	Part No.	Qty.	Description
1	110-0040	1	Seal Kit
1:1		2	Ring
1:2		2	Seal-Shaft
1:3		2	Seal
1:4		2	Seal-Anti Extrusion
1:5		2	Seal-Relief Valve
1:6		2	Seal-Relief Valve
1:7		2	Ring-Backup
2	110-0041	2	Relief Cartridge Kit
2:1		1	Seal
2:2		1	Seal
2:3		1	Ring-Backup
2:4		1	Cap-Relief
2:5		1	Valve-Relief
3		1	Body
4		1	Gear-Drive
5		1	Gear-Driven
6		2	Pin-Dowel
7		1	Cover-Front
8		1	Ring-Retaining
9		2	Bearing Block
10		4	Screw



Rear No. 2 and No. 3 Tipper Support Assembly

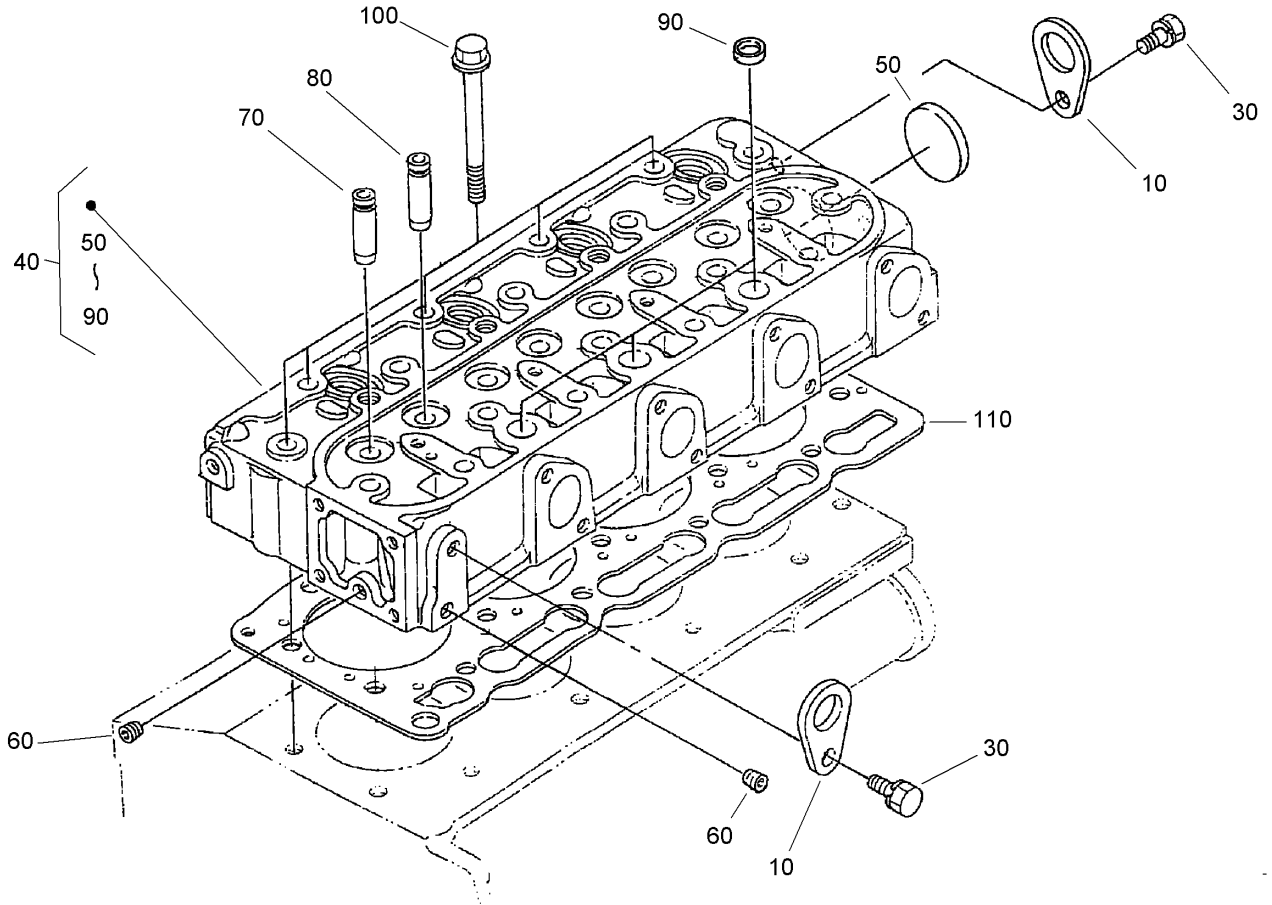
Ref	Part No.	Qty.	Description
1	98-3929	1	Spring-Torsion
2	104-1805	1	Spring-Torsion, LH
3	323-7	2	Screw-HH
4	5-1096	2	Chain-Lift
5	3296-39	16	Nut-Lock, NI
6	3256-24	6	Washer-Flat
7	75-5390	2	Roller
8	75-5400	2	Pin-Roller
9	3256-26	4	Washer-Flat
10	32151-61	4	Ring-Retaining
11	100-3892-03	2	Bracket-Tipper, Rear
12	100-3866-03	1	Support-Tipper Bracket, RH
13	100-3867-03	1	Support-Tipper Bracket, LH
14	323-8	6	Screw-HH
15	3256-3	10	Washer-Flat
16	322-5	2	Screw-HH
17	3256-2	2	Washer-Flat
18	3296-29	2	Nut-Lock, NI
19	105-0126-03	1	LH Pivot Rod ASM
20	105-0127-03	1	RH Pivot Rod ASM
21	323-6	4	Screw-HH

--	--	--	--



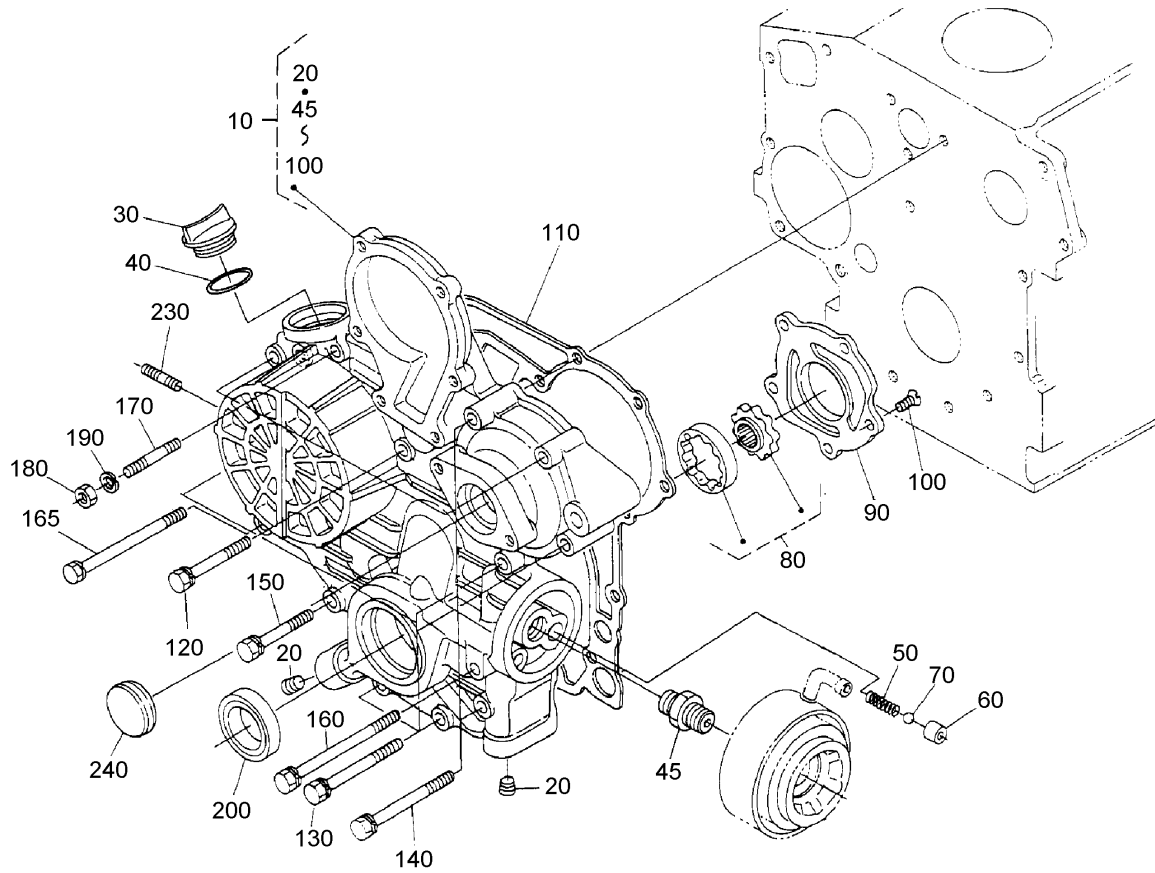
Oil Pan Assembly

Ref	Part No.	Qty.	Description
10	110-9714	1	Oil Pan
30	107-9065	26	Bolt
40	105-3703	1	Plug-Drain
50	110-9715	1	Gasket-Oil Pan
60	105-3704	1	Filter-Oil
70	98-7526	1	Bolt
80	105-3776	1	O-Ring



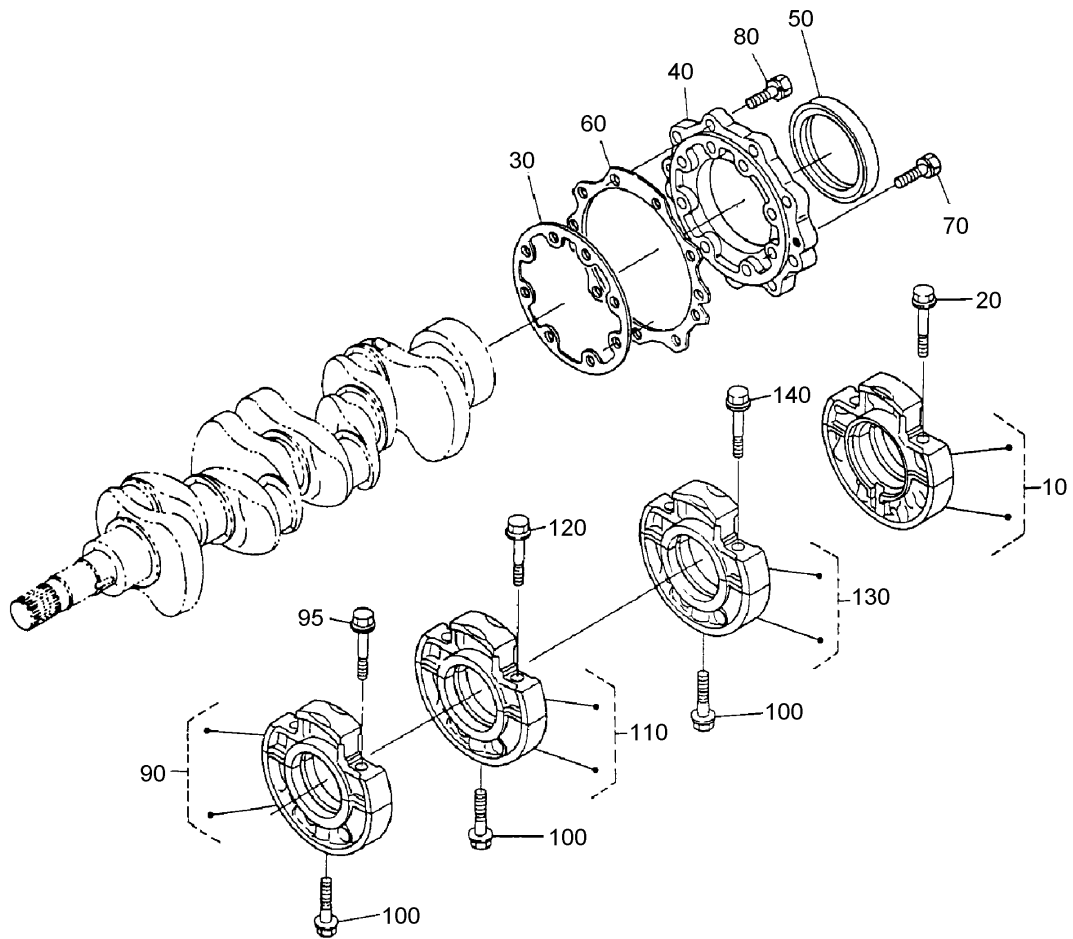
Cylinder Head Assembly

Ref	Part No.	Qty.	Description
10	98-7531	2	Hook-Engine
30	100-9195	2	Bolt
40	108-4421	1	Cylinder Head ASM
50	98-9395	1	Cap-Sealing
60	98-7540	2	Plug
70	107-9066	4	Guide-Valve, Inlet
80	107-9067	4	Guide-Valve, Exhaust
90	98-9389	3	Cap-Sealing
100	98-9479	18	Bolt-Head, Cylinder
110	108-2855	1	Gasket-Head, Cylinder



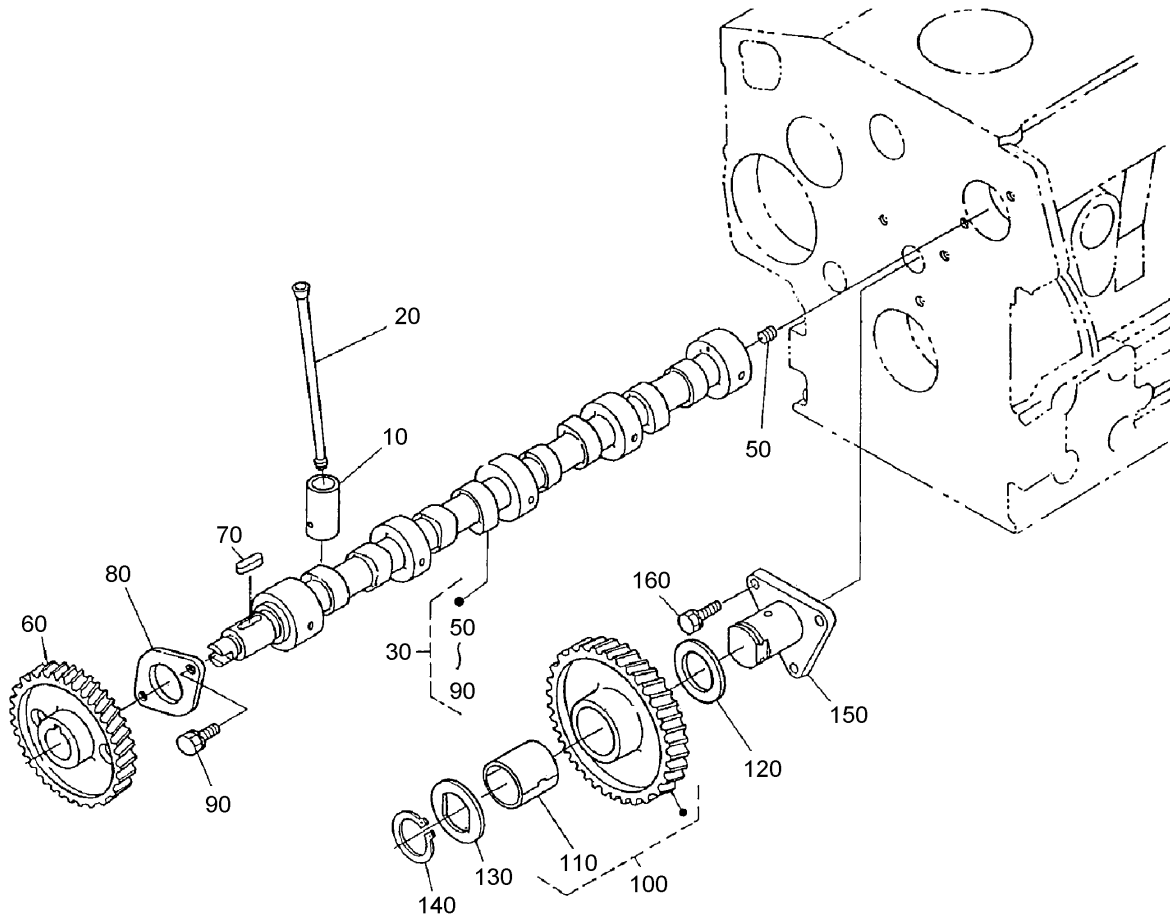
Gear Case Assembly

Ref	Part No.	Qty.	Description
10	105-3707	1	Case-Gear, Complete
20	98-9598	5	Plug
30	107-9075	1	Plug-Filler, Oil
40	99-3446	1	O-Ring
45	98-9388	1	Joint-Pipe
50	98-9544	1	Spring
60	98-9543	1	Seat-Valve
70	98-9380	1	Ball
80	98-9540	1	Oil Pump Rotor ASM
90	105-3708	1	Cover-Pump, Oil
100	98-9592	5	Screw
110	98-9633	1	Gasket-Case, Gear
120	98-7496	3	Bolt
130	105-3797	4	Bolt
140	98-9356	2	Bolt
150	98-9437	1	Bolt
160	98-9586	2	Bolt
165	99-3511	1	Bolt
170	105-3709	1	Stud
180	98-7572	1	Nut
190	98-7699	1	Washer-Spring
200	98-9482	1	Seal-Oil
230	105-3710	2	Stud
240	98-9641	1	Cover



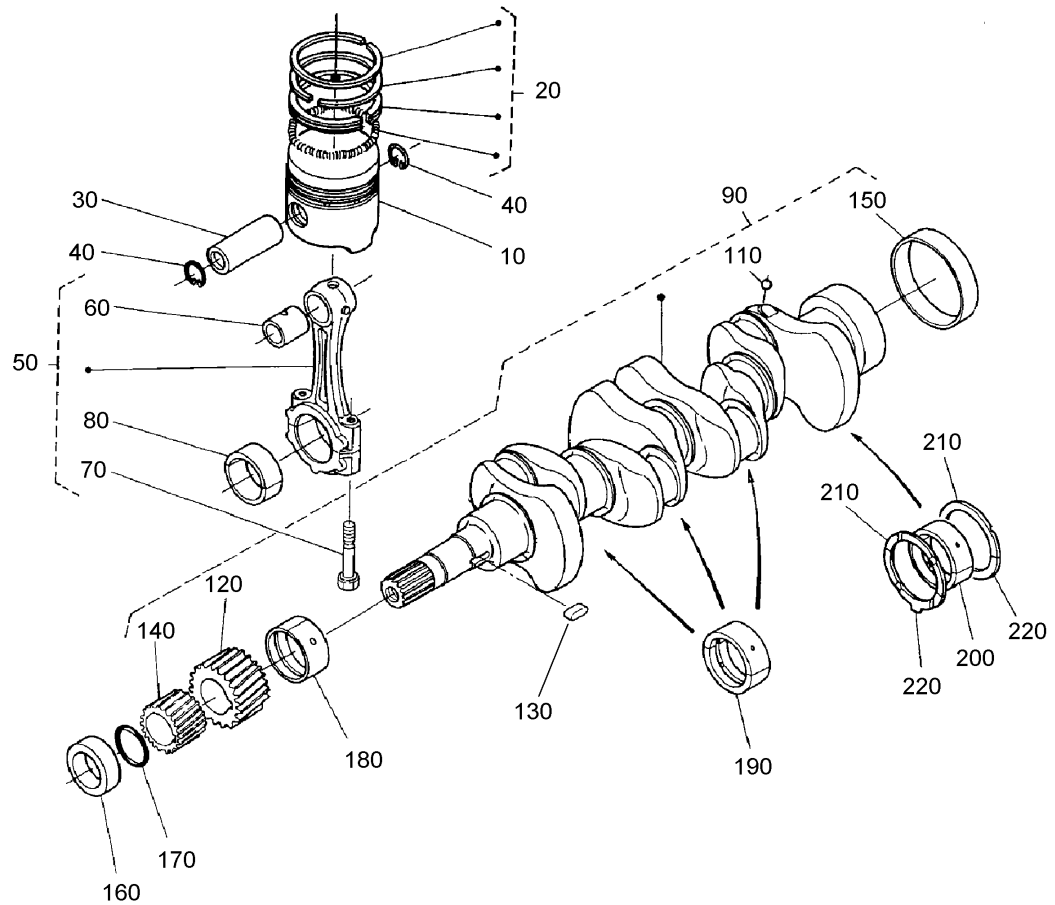
Main Bearing Case Assembly

Ref	Part No.	Qty.	Description
10	98-9480	1	Main Bearing Case ASM
20	98-9484	2	Bolt-Case, Bearing
30	98-9634	1	Gasket-Case, Bearing
40	98-9487	1	Cover-Case, Bearing
50	98-9483	1	Seal-Oil
60	98-9635	1	Gasket-Cover, Bearing Case
70	98-9352	8	Bolt
80	98-7568	9	Bolt
90	99-8361	1	Case-Bearing, Main
95	98-9484	2	Bolt-Case, Bearing
100	98-9485	3	Bolt-Case, Bearing
110	99-8360	1	Case-Bearing, Main
120	98-9484	2	Bolt-Case, Bearing
130	105-3716	1	Main Bearing Case ASM
140	98-9484	2	Bolt-Case, Bearing



Camshaft and Idle Gear Shaft Assembly

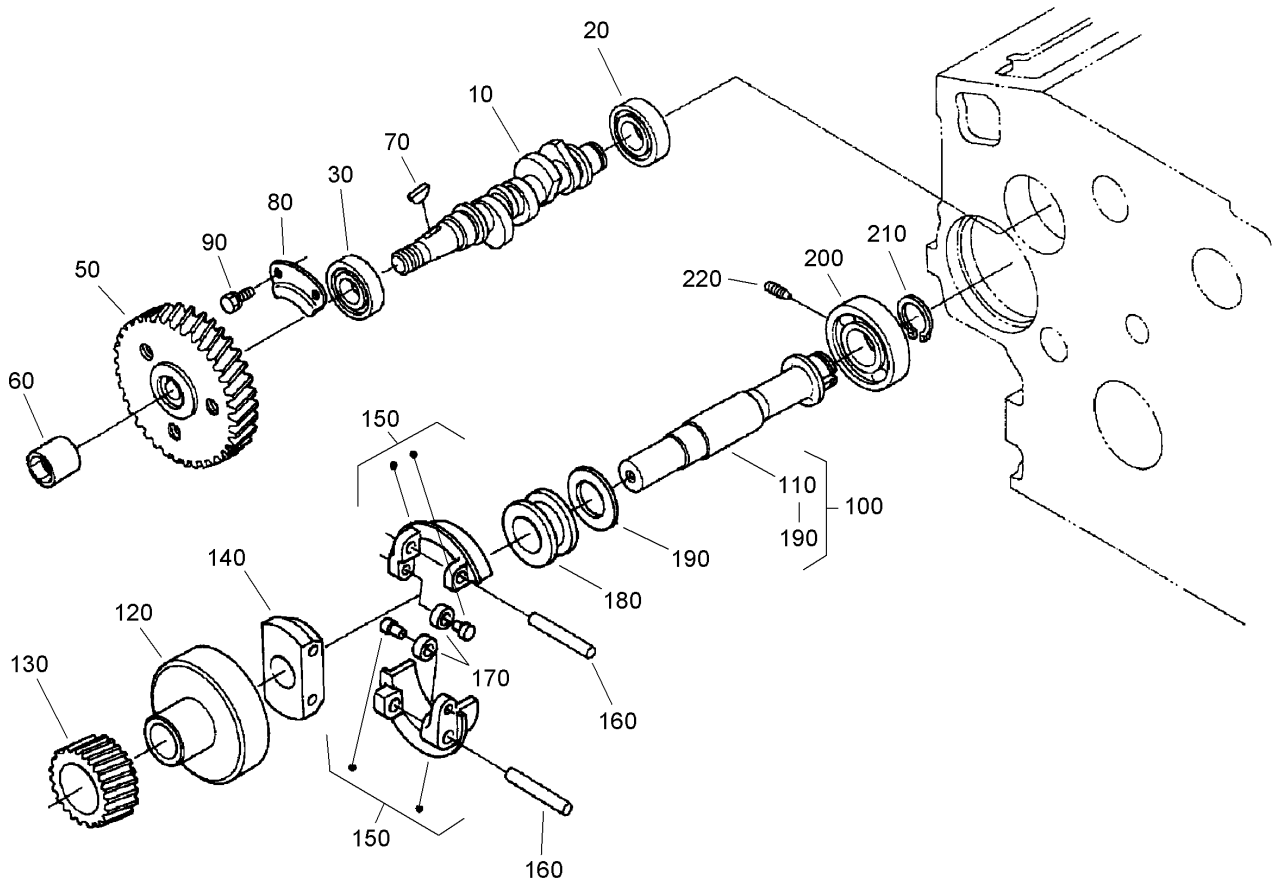
Ref	Part No.	Qty.	Description
10	98-9616	8	Tappet
20	98-9509	8	Rod-Push
30	105-3717	1	Camshaft ASM
50	98-7449	1	Screw-Set
60	98-9512	1	Gear-Cam
70	98-9378	1	Key-Feather
80	98-9510	1	Stopper-Camshaft
90	98-7692	2	Bolt
100	98-9649	1	Idle Gear ASM
110	98-9650	1	Bushing-Gear, Idle
120	98-9535	1	Collar-Gear, Idle
130	98-9536	1	Collar-Gear, Idle
140	98-9534	1	Clip-Circular, Idle Gear
150	98-9533	1	Shaft-Gear, Idle
160	98-7692	3	Bolt



Piston and Crankshaft Assembly

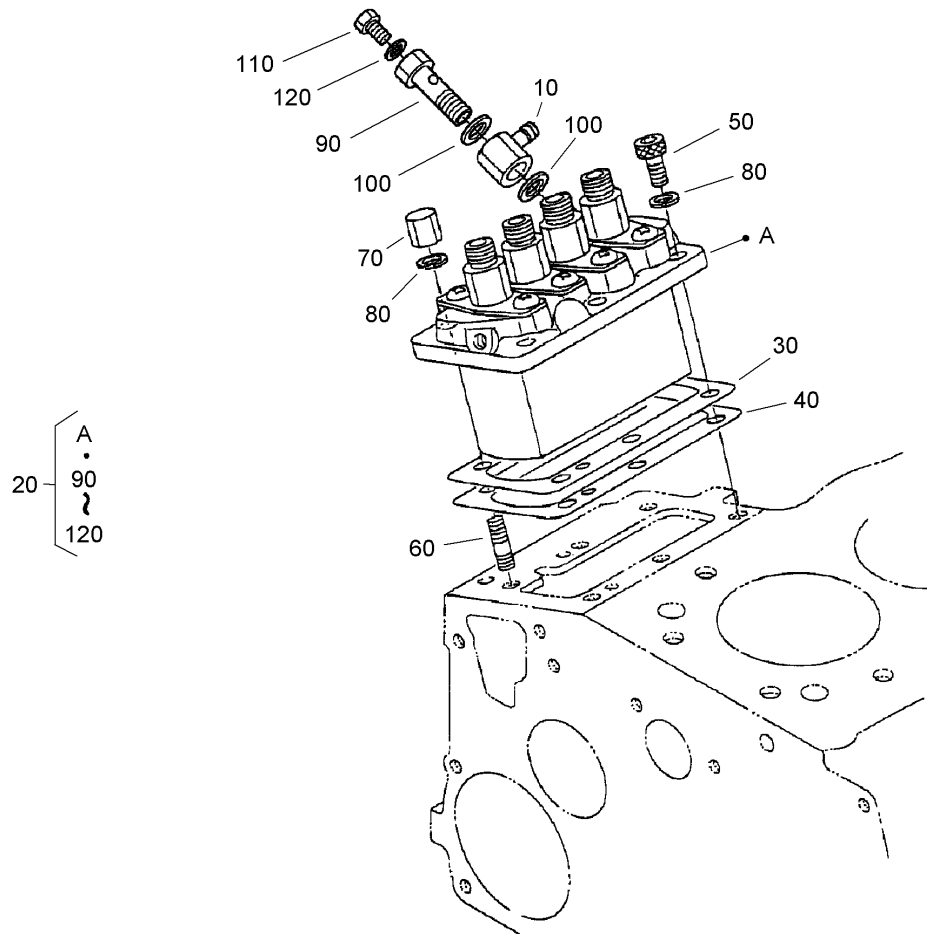
Ref	Part No.	Qty.	Description
10	98-9550	4	Piston (STD)
10	108-1417	4	Piston, 0.5Mm
20	98-9551	4	Piston Ring ASM (STD)
20	98-9619	4	Piston Ring ASM (0.5Mm)
30	98-9513	4	Pin-Piston
40	98-9514	8	Clip-Circular, Piston Pin
50	98-9552	4	Connecting Rod ASM
60	98-9515	4	Bushing-Pin, Piston
70	98-9517	8	Bolt-Rod, Connecting
80	98-9553	4	Bearing-Rod (STD)
80	98-9519	4	Bearing-Rod (0.2Mm)
80	98-9520	4	Bearing-Rod (0.4Mm)
90	105-3718	1	Crankshaft-Complete
110	98-7473	4	Ball
120	98-9532	1	Gear-Crankshaft
130	98-9666	1	Key
140	98-9542	1	Gear-Drive, Oil Pump
150	98-9522	1	Sleeve-Crankshaft
160	98-9521	1	Collar-Crankshaft
170	98-9373	1	O-Ring
180	98-9554	1	*obs* Bearing-Main (STD)
180	98-9528	1	Bearing-Main (0.2Mm)
180	98-9529	1	Bearing-Main (0.4Mm)
190	98-9524	3	Metal-Crankshaft (STD Set)

Ref	Part No.	Qty.	Description
190	98-9530	3	Bearing-Main (0.2Mm)
190	98-9531	3	Bearing-Main (0.4Mm)
200	98-9556	1	Bearing-Main (STD)
200	105-3719	1	Metal-Crankshaft (.2Mm)
200	105-3720	1	Metal-Crankshaft (.4Mm)
210	99-6864	2	Metal-Side (STD)
210	98-9414	2	Bearing-Thrust (0.2Mm)
210	98-9415	2	Bearing-Thrust (0.4Mm)
220	99-6867	2	Metal-Side (STD)
220	99-6868	2	Metal-Side, O/S (0.2Mm)
220	99-6869	2	Metal-Side, O/S (0.4Mm)



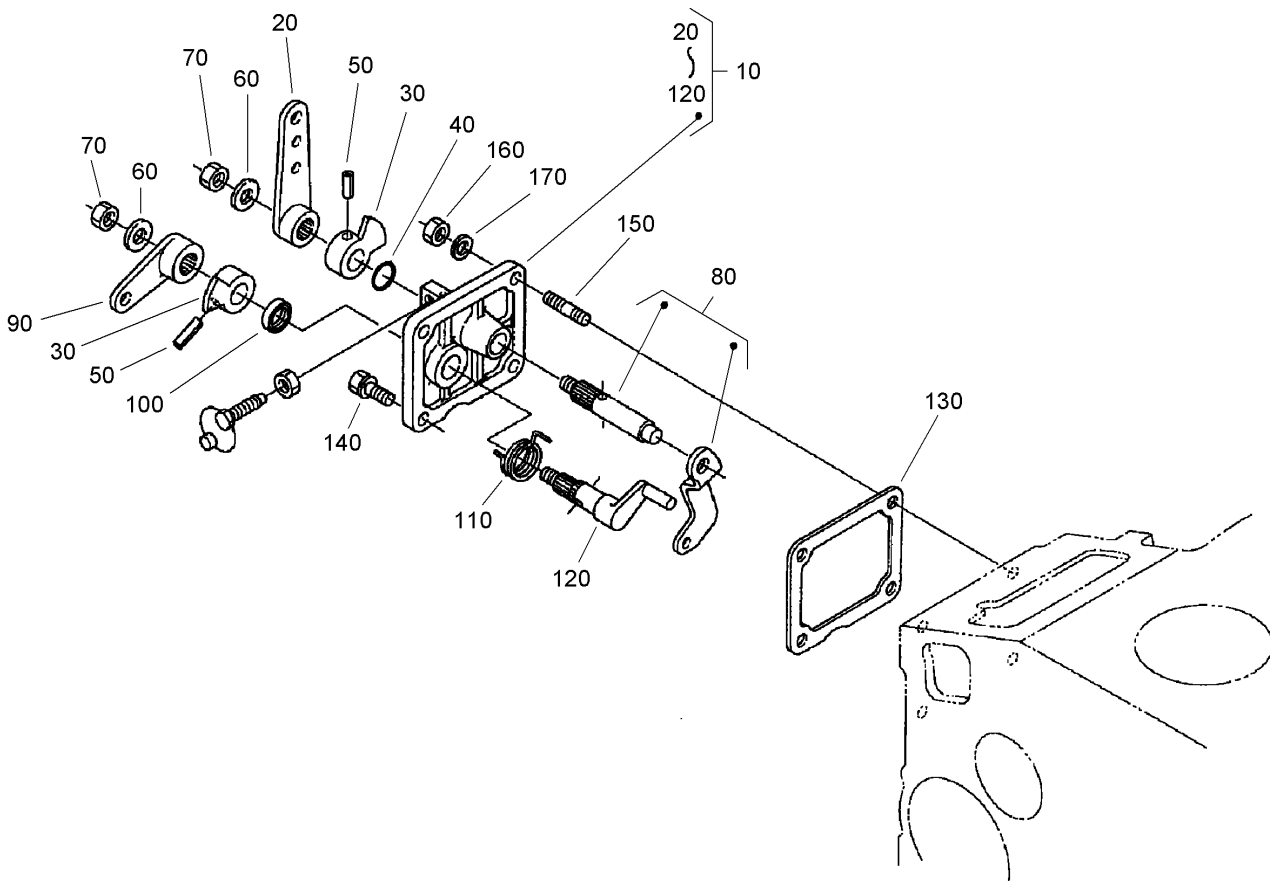
Fuel Camshaft and Governor Shaft Assembly

Ref	Part No.	Qty.	Description
10	105-3723	1	Camshaft-Fuel
20	107-9077	1	Bearing-Ball
30	107-9078	1	Bearing-Ball
50	98-9669	1	Gear-Pump, Injection
60	98-9590	1	Nut-Cap
70	98-9595	1	Key-Woodruff
80	98-9511	1	Stopper-Fuel, Camshaft
90	98-7692	2	Bolt
100	105-3724	1	Governor Shaft ASM
110	105-3725	1	Shaft, Governor
120	98-9562	1	Holder-Gear, Governor
130	98-9673	1	Gear-Governor
140	98-9561	1	Holder-Weight, Governor
150	98-9559	2	Governor Weight ASM
160	98-9560	2	Shaft-Weight, Governor
170	98-9692	2	Roller
180	98-9563	1	Sleeve-Governor
190	98-9564	1	Washer-Thrust
200	107-9079	1	Bearing-Ball
210	98-9657	1	Clip-Circular, Governor Shaft
220	98-9565	1	Screw-Set



Injection Pump Assembly

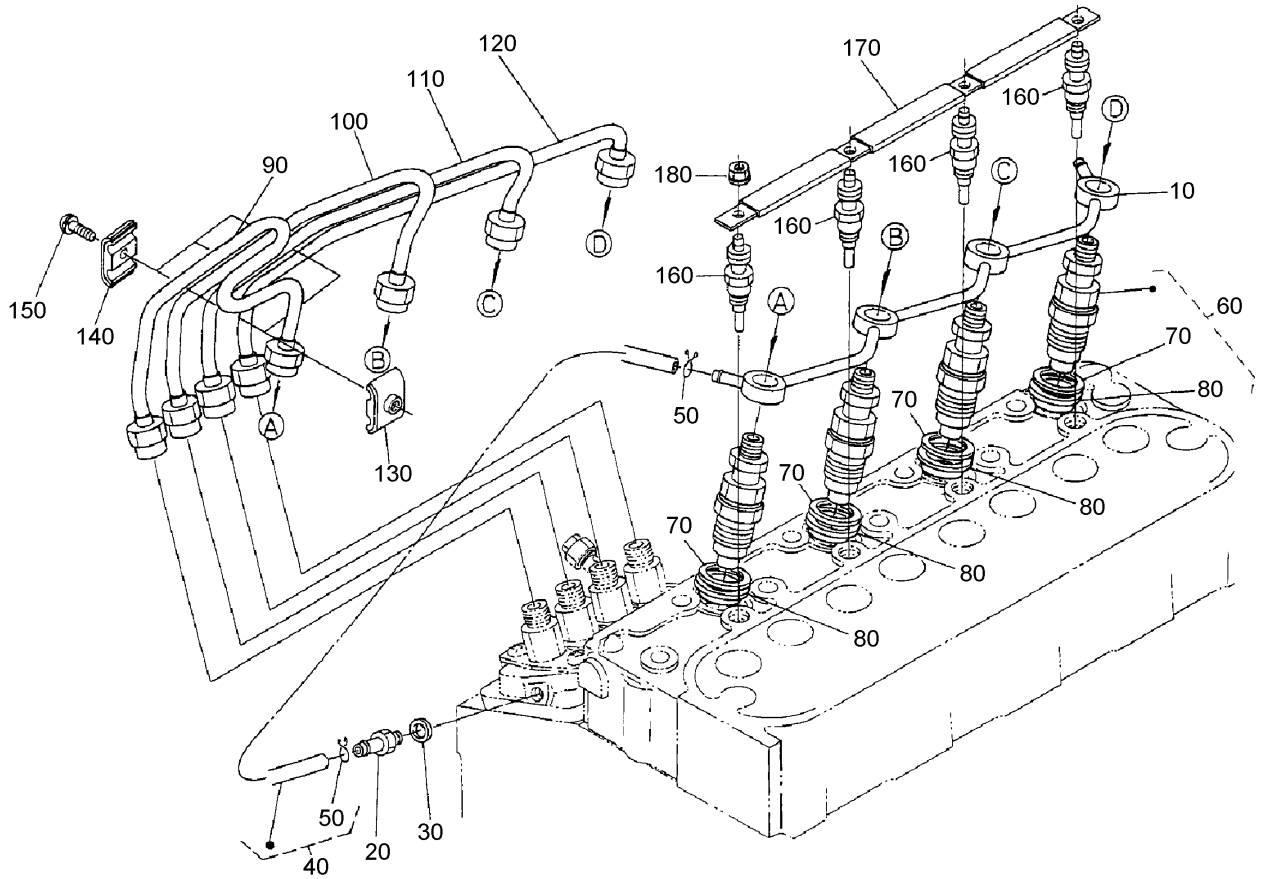
Ref	Part No.	Qty.	Description				
10	98-9596	1	Joint-Eye				
20	105-3727	1	Injection Pump ASM				
30	105-3728	1	Shim-Pump, Injection (.20Mm)				
30	105-3729	1	Shim-Pump, Injection (.25Mm)				
40	105-3730	1	Shim-Pump, Injection (.30Mm)				
50	98-9361	3	Bolt-HSH				
60	98-9438	3	Stud				
70	98-9440	3	Nut-Cap				
80	98-7699	6	Washer-Spring				
90	98-9464	1	Bolt-Joint				
100	98-9445	2	Gasket				
110	98-9430	1	Screw				
120	98-9446	1	Gasket				



Speed Control Plate Assembly

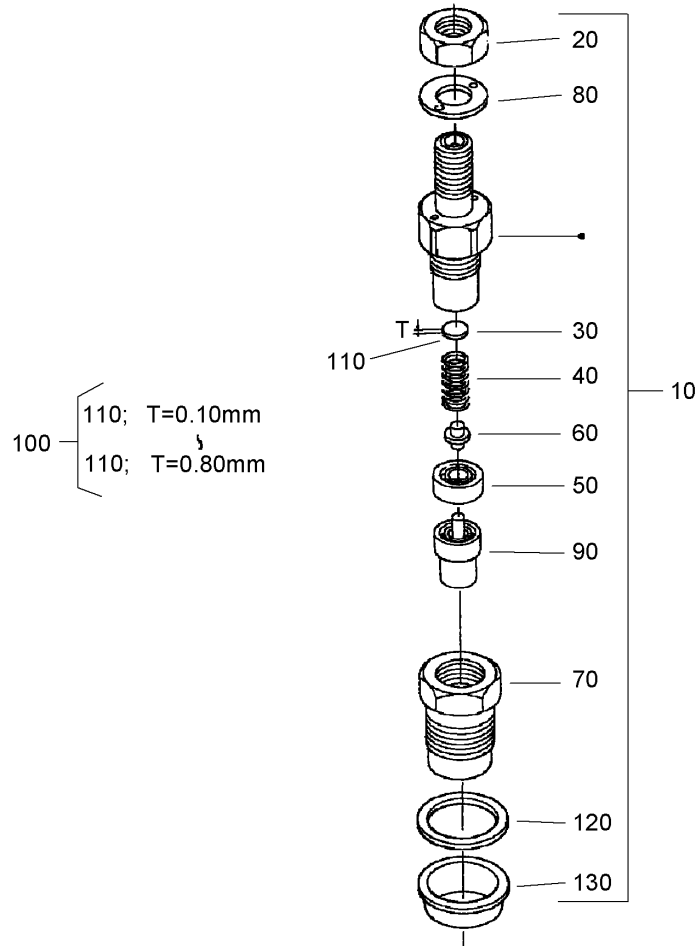
Ref	Part No.	Qty.	Description
10	105-3735	1	Control Plate ASM
20	98-9662	1	Lever-Control, Speed
30	98-9572	2	Lever-Control, Speed
40	105-3788	1	O-Ring
50	98-7602	2	Pin-Spring
60	98-9594	2	Washer-Plain
70	98-9589	2	Nut
80	98-9658	1	Governor Lever ASM
90	98-9663	1	Lever-Stop, Engine
100	98-7601	1	Seal-Oil
110	98-9472	1	Spring-Return
120	98-9664	1	Shaft-Lever, Stop
130	98-9637	1	Gasket
140	98-7692	2	Bolt
150	105-3710	2	Stud
160	98-7572	2	Nut
170	98-7699	2	Washer-Spring

--	--	--	--



Nozzle Holder and Glow Plug Assembly

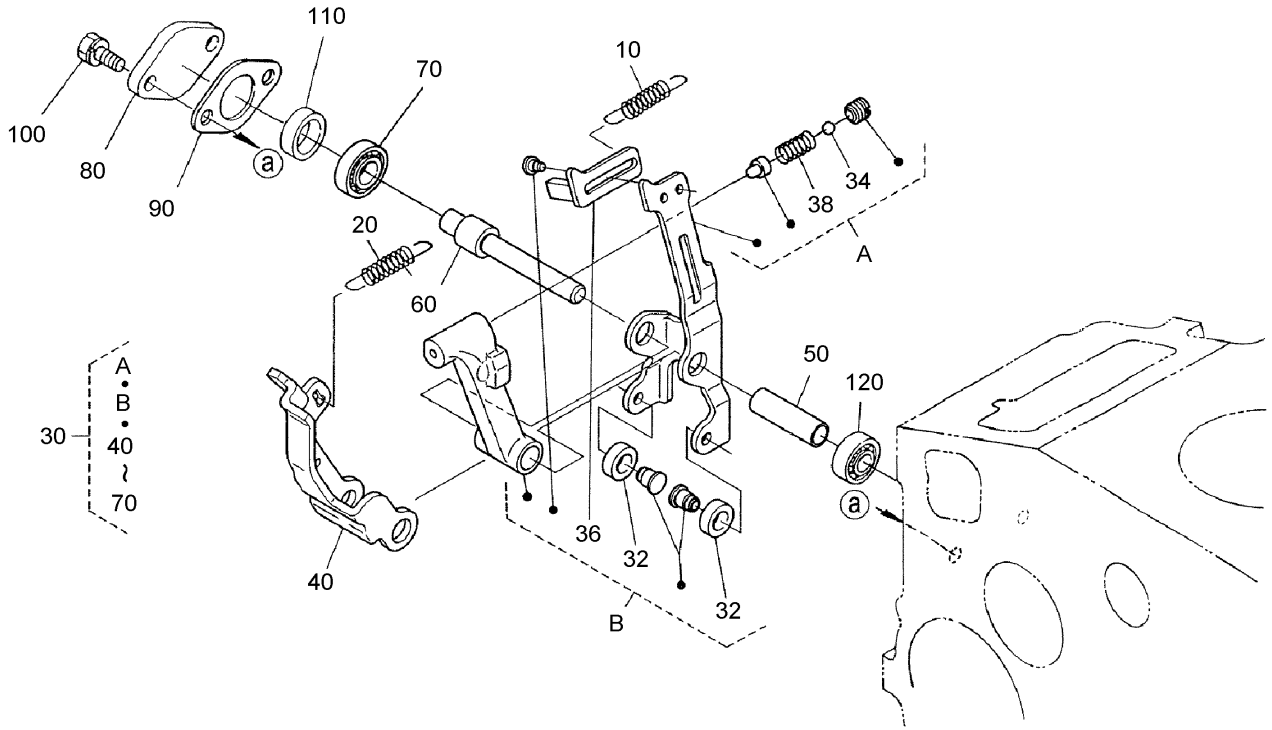
Ref	Part No.	Qty.	Description
10	105-3737	1	Over Flow Pipe ASM
20	98-9431	1	Screw-Bleeder
30	98-7654	1	Gasket
40	98-9420	1	Over Flow Pipe ASM
50	98-7671	2	Clip-Pipe
60	108-2866	4	Nozzle Holder Kit
70	98-7676	4	Gasket
80	98-7677	4	Seal
90	98-9622	1	Pipe-Injection
100	98-9654	1	Pipe-Injection
110	98-9655	1	Pipe-Injection
120	105-3738	1	Pipe-Injection
130	98-7682	3	Clamp-Pipe
140	98-7683	3	Clamp-Pipe
150	98-9364	3	Screw (W/Washer)
160	98-9623	4	Plug-Glow
170	105-3739	1	Cord-Plug, Glow
180	99-8377	4	Nut-Flange



Nozzle Holder Component Assembly

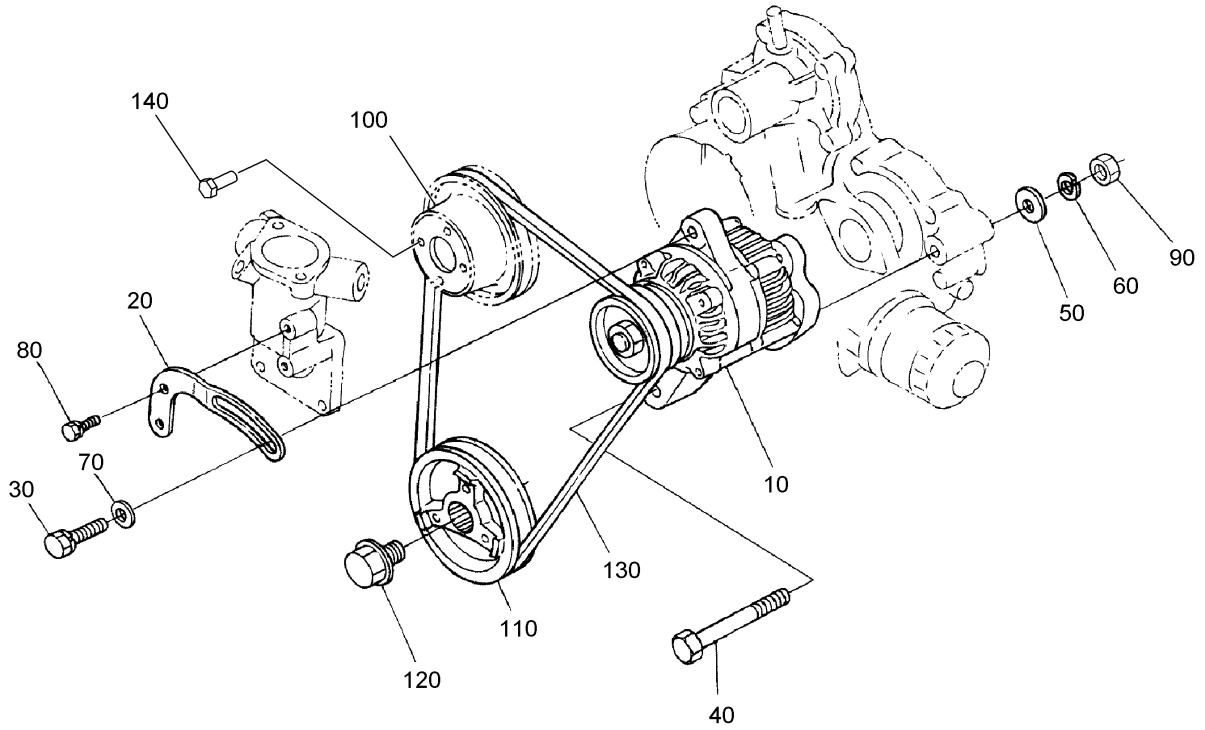
Ref	Part No.	Qty.	Description
10	108-2866	4	Nozzle Holder Kit
20	99-8301	4	Nut
30	99-8302	4	Washer-Adjusting
40	99-8303	4	Spring-Nozzle
50	99-8304	4	Spacer-Distance
60	99-8305	4	Rod-Push
70	99-8306	4	Nut-Nozzle
80	99-8307	4	Washer-Plain
90	107-7826	4	Piece-Nozzle
100	99-8309	4	Adjusting Washer ASM
110	99-8310	4	Washer-Adjust (0.10Mm)
110	99-8311	4	Washer-Adjust (0.20Mm)
110	99-8312	4	Washer-Adjust (0.30Mm)
110	99-8313	4	Washer-Adjust (0.40Mm)
110	99-8314	4	Washer-Adjust (0.50Mm)
110	99-8315	4	Washer-Adjust (0.52Mm)
110	99-8316	4	Washer-Adjust (0.54Mm)
110	99-8317	4	Washer-Adjust (0.56Mm)
110	99-8318	4	Washer-Adjust (0.58Mm)
110	99-8319	4	Washer-Adjust (0.80Mm)
120	98-7676	4	Gasket
130	98-7677	4	Seal

--	--	--	--



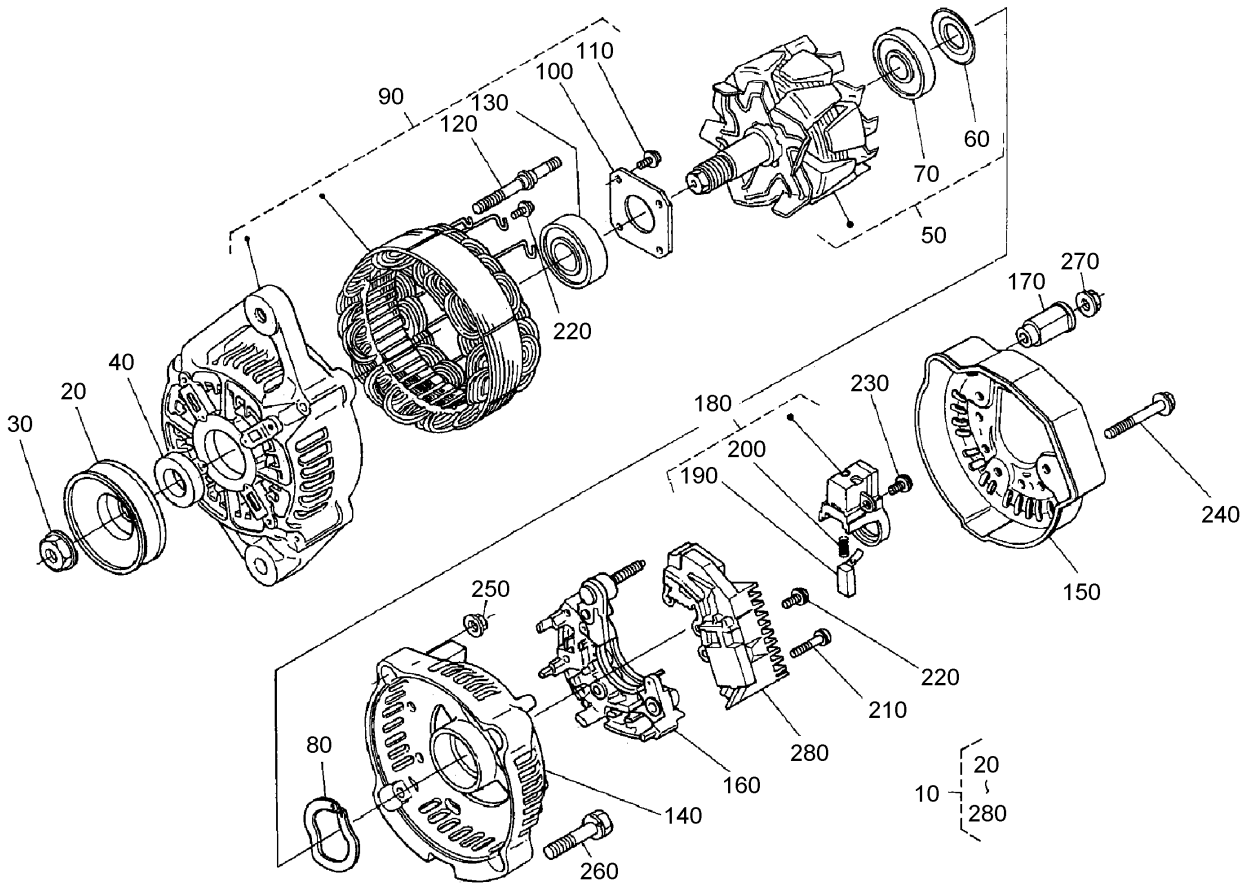
Fork Lever (Governor) Assembly

Ref	Part No.	Qty.	Description
10	105-3741	1	Spring-Start
20	98-9681	1	Spring-Governor
30	108-4427	1	Fork Lever ASM
32	98-9692	2	Roller
34	98-7580	2	Ball
36	107-9083	1	Lever-Thrust
38	108-2867	1	Spring
40	107-9084	1	Lever-Fork
50	107-9085	1	Shaft-Lever, Fork
60	107-9086	1	Shaft-Lever, Fork
70	98-9570	1	Bearing-Miniaturize
80	98-9569	1	Cover-Shaft, Fork Lever
90	98-9682	1	Gasket
100	98-9351	2	Bolt
110	98-9567	1	Collar
120	98-9571	1	Bearing-Miniaturize



Alternator and Pulley Assembly

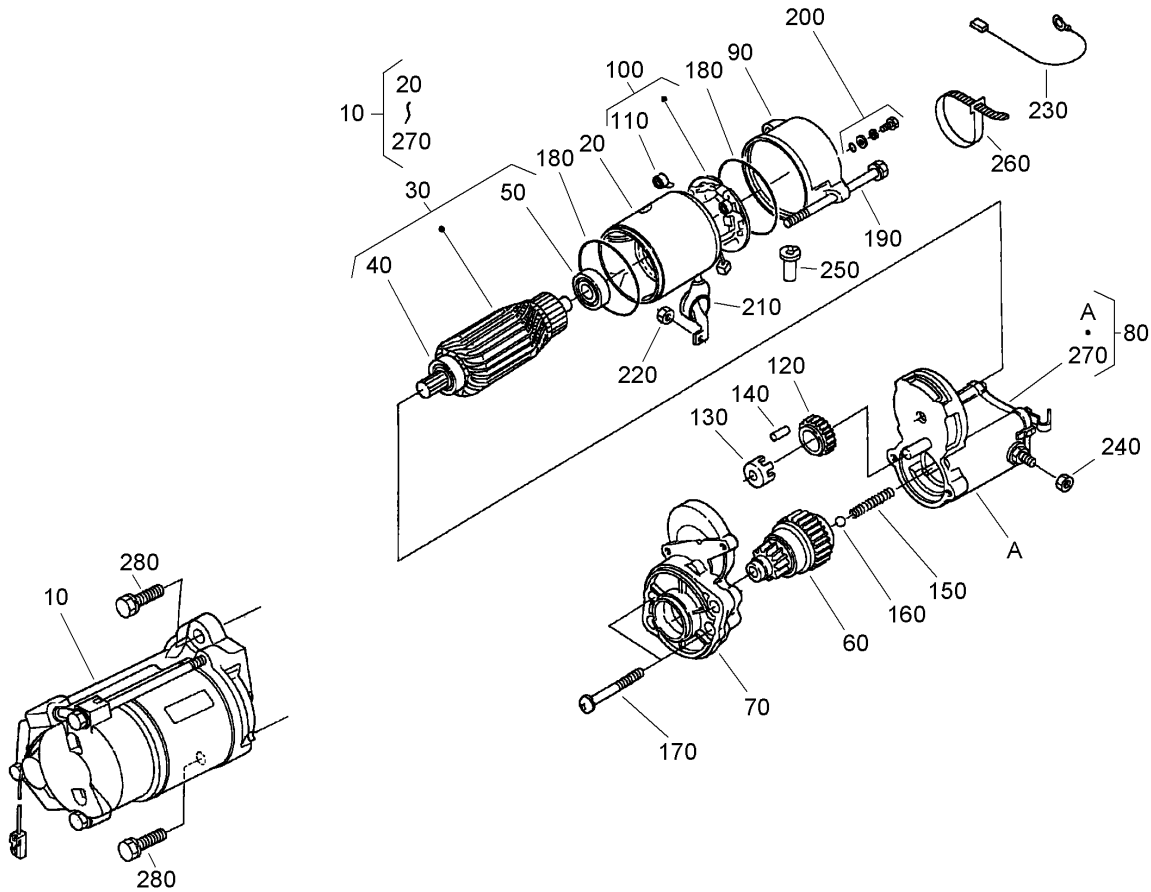
Ref	Part No.	Qty.	Description
10	98-9474	1	Alternator ASM
20	98-9573	1	Stay-Dynamo
30	98-7697	1	Bolt
40	98-9360	1	Bolt
50	33095-00	1	Washer-Flat
60	98-7738	1	Washer-Spring
70	100-9233	1	Washer-Plain
80	98-7692	1	Bolt
90	99-7526	1	Nut
100	98-9584	1	Pulley-Fan
110	105-3745	1	Pulley-Drive, Fan
120	98-9585	1	Bolt
130	98-9676	1	V-Belt
140	99-8363	4	Bolt-Flange



Alternator Component Assembly

Ref	Part No.	Qty.	Description
10	98-9474	1	Alternator ASM
20	98-9453	1	Pulley-Dynamo
30	98-7708	1	Nut
40	98-7709	1	Collar
50	98-7710	1	Rotor
60	98-7711	1	Cover-Bearing
70	98-7712	1	Bearing-Ball
80	98-7713	1	Washer-Thrust
90	107-0139	1	Drive End Frame ASM
100	98-7715	1	Plate-Retainer
110	98-7716	4	Screw-Head, Round
120	98-7717	2	Bolt-Through
130	107-0137	1	Bearing-Ball
140	107-9087	1	Frame-End
150	107-0140	1	Cover-End
160	98-7721	1	Rectifier ASM
170	98-7722	1	Bushing-Insulation
180	107-0141	1	Holder-Brush
190	98-7724	2	Brush
200	98-7725	2	Spring-Brush
210	98-7726	2	Screw-Head, Round
220	98-7727	6	Screw-Head, Round
230	98-7728	1	Screw-Head, Round
240	98-7729	3	Bolt

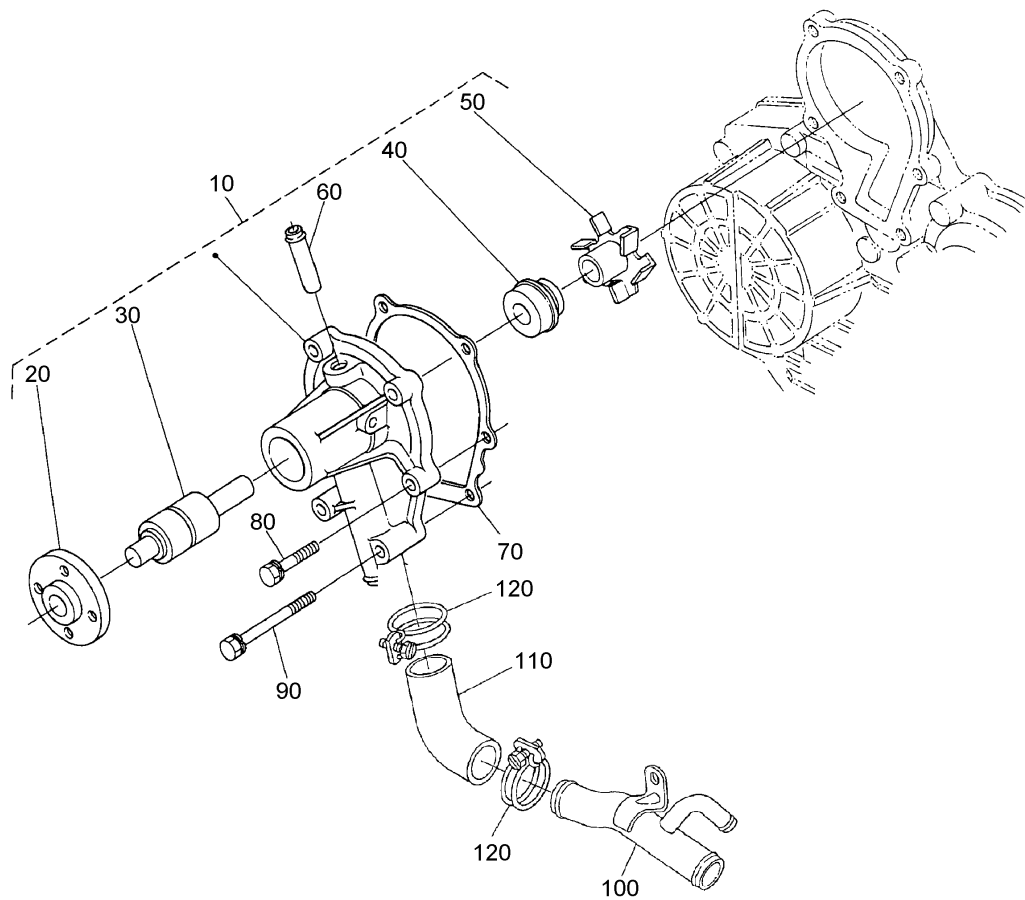
Ref	Part No.	Qty.	Description
250	98-7730	2	Nut
260	98-7731	2	Bolt
270	98-7732	1	Nut
280	107-9088	1	Regulator ASM



Starter Assembly

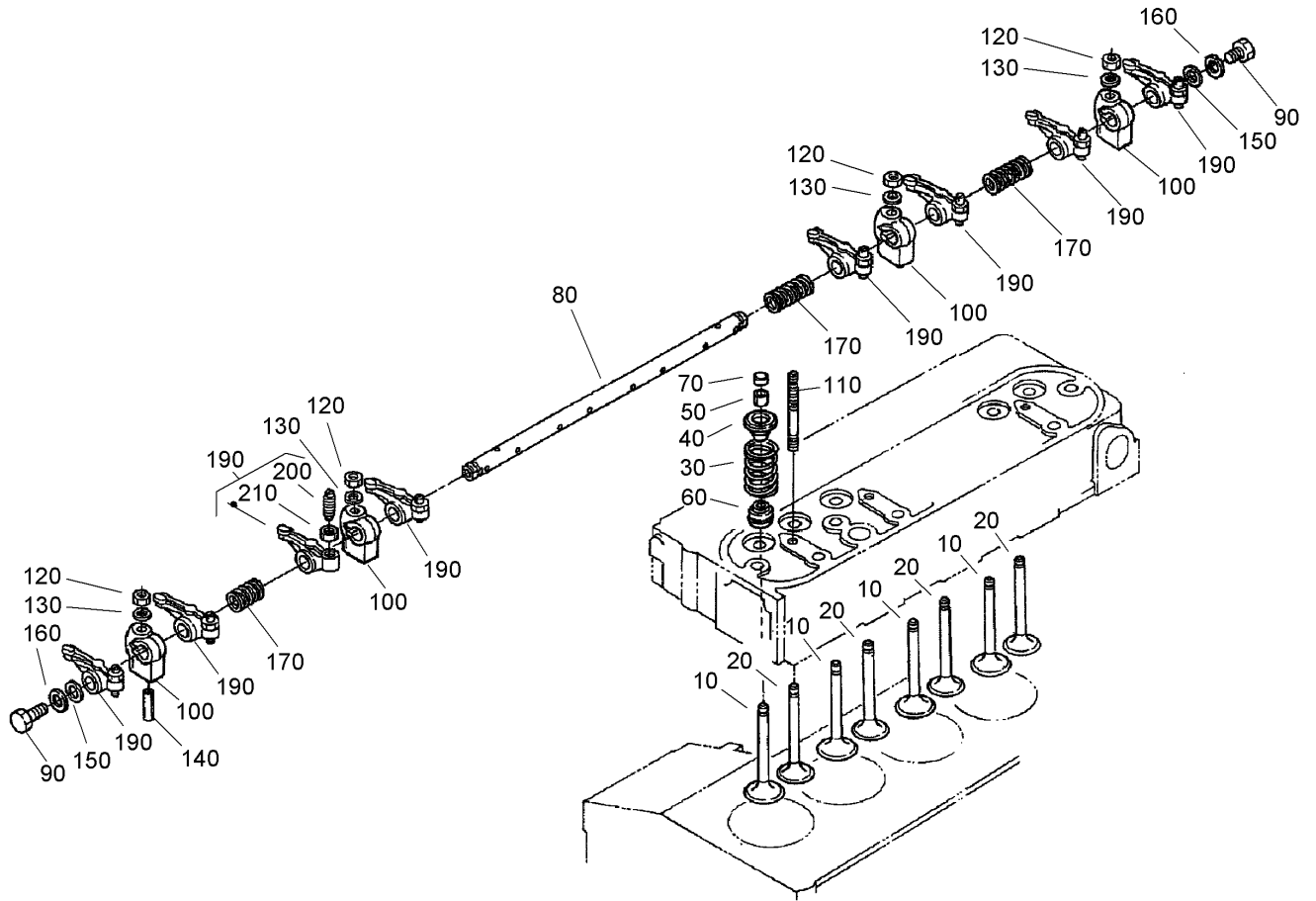
Ref	Part No.	Qty.	Description
10	98-9705	1	Starter ASM
20	104-8608	1	Yoke ASM
30	98-7742	1	Armature ASM
40	98-7744	1	Bearing
50	98-7743	1	Bearing
60	99-8373	1	Clutch-Running, Over
70	99-8374	1	Frame-End, Drive
80	105-3746	1	Magnetic Switch ASM
90	98-7748	1	Frame-End
100	98-7749	1	Brush Holder ASM
110	98-7750	4	Spring-Brush
120	98-7751	1	Gear
130	98-7752	1	Retainer
140	98-7753	5	**obs** Roller
150	98-7754	1	Spring
160	98-7755	1	Ball
170	98-7756	2	Bolt
180	98-7757	2	O-Ring
190	100-9240	2	Bolt
200	98-7758	2	Bolt ASM
210	99-8375	1	Cover
220	99-8371	1	Nut-Hex
230	98-9711	1	Cord-Solenoid, Stop
240	99-8376	1	Nut-Hex

Ref	Part No.	Qty.	Description
250	98-7759	1	Pipe-Drain
260	98-9712	1	Band-Cover
270	105-2886	1	Cover ASM
280	98-7697	2	Bolt



Water Pump Assembly

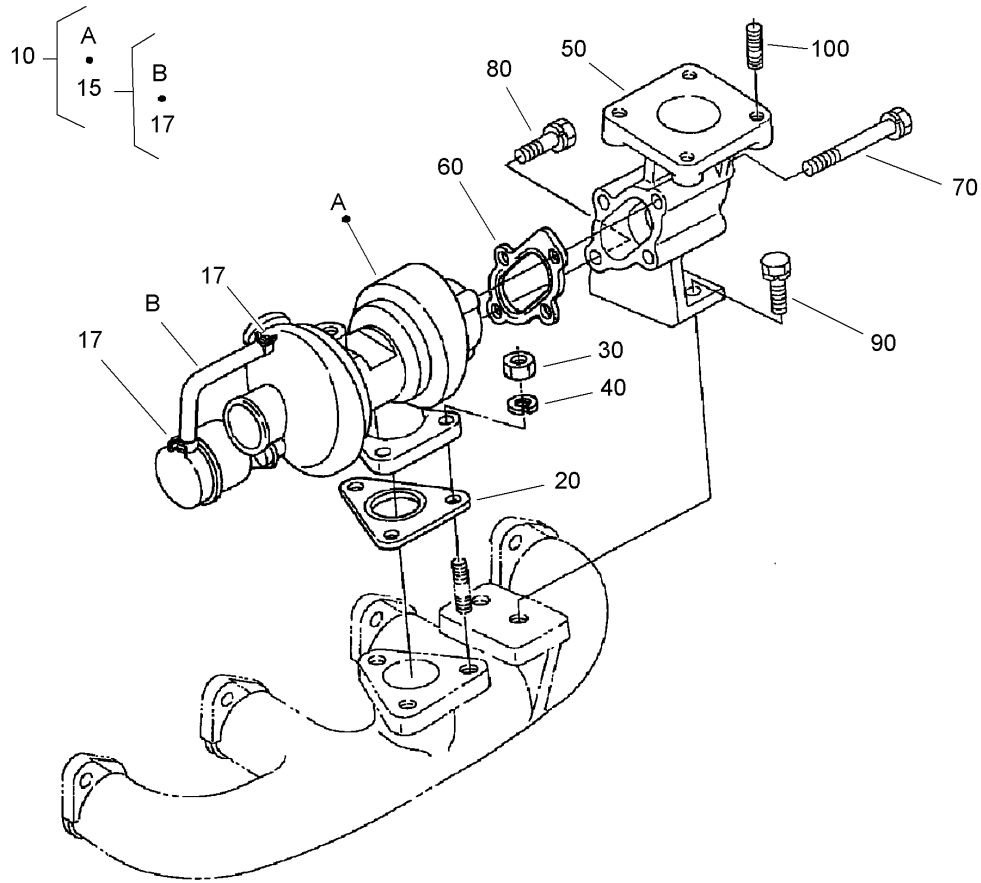
Ref	Part No.	Qty.	Description				
10	108-4426	1	Water Pump ASM				
20	99-3516	1	Flange-Pump, Water				
30	99-3517	1	Bearing-Pump, Water				
40	105-3750	1	Mechanical Seal ASM				
50	99-3519	1	Impeller-Pump, Water				
60	98-9577	1	Pipe-Return, Water				
70	99-3454	1	Gasket-Pump, Water				
80	98-9353	4	Bolt				
90	98-9357	2	Bolt				
100	105-3752	1	Pipe-Water				
110	107-9091	1	Pipe-Water				
120	98-9717	2	Clamp				



Valve and Rocker Arm Assembly

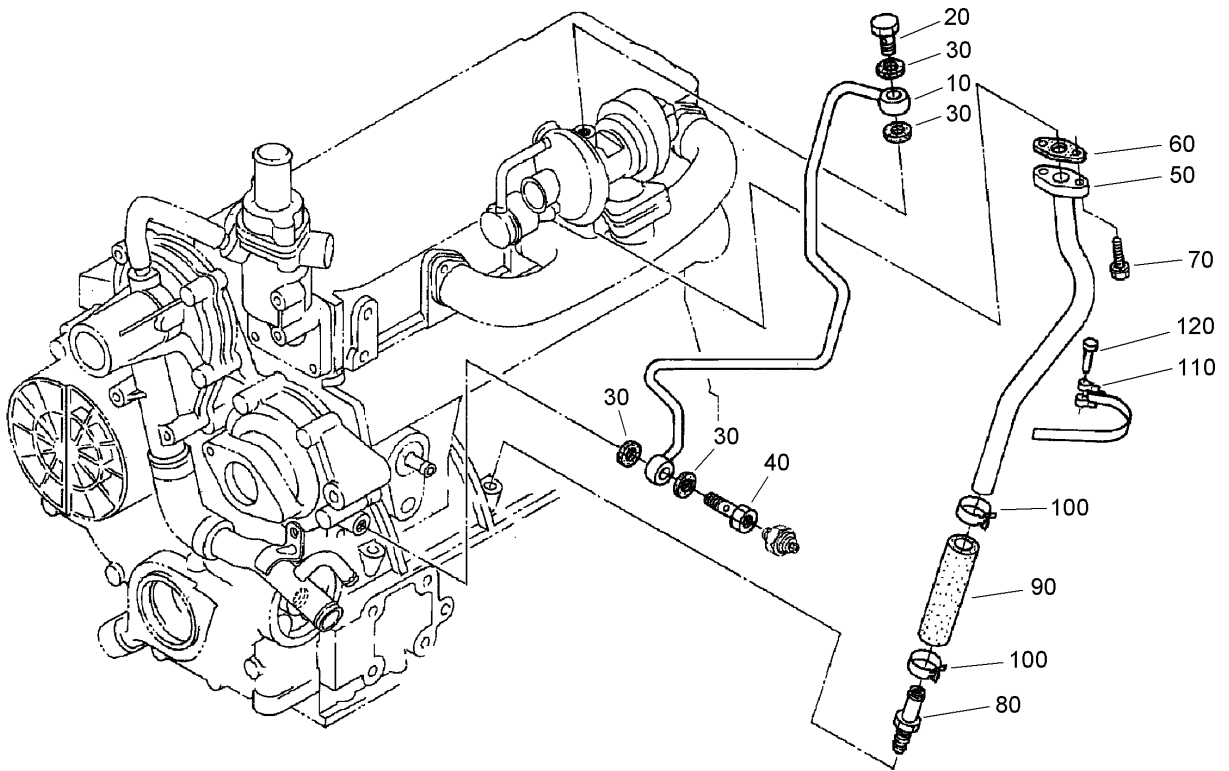
Ref	Part No.	Qty.	Description
10	98-9494	4	Valve-Inlet
20	98-9625	4	Valve-Exhaust
30	98-9626	8	Spring-Valve
40	107-9092	8	Retainer-Spring
50	98-9390	8	Collet-Set, Valve Spring
60	99-8385	8	Seat-Stem, Valve
70	98-9497	8	Cap-Valve
80	105-3757	1	Shaft-Arm, Rocker
90	100-9265	2	Bolt
100	98-9505	4	Bracket-Arm, Rocker
110	98-9506	4	Stud
120	98-9393	4	Nut
130	98-9385	4	Washer-Flat
140	105-3758	2	Pin-Spring
150	98-9507	2	Washer-Shaft, R-Arm
160	3256-1	2	Washer-Flat
170	98-9504	3	Spring-Arm, Rocker
190	98-9501	8	Rocker Arm ASM
200	98-9502	8	Screw-Adjusting
210	98-9503	8	Nut

--	--	--	--



Turbo Charger Assembly

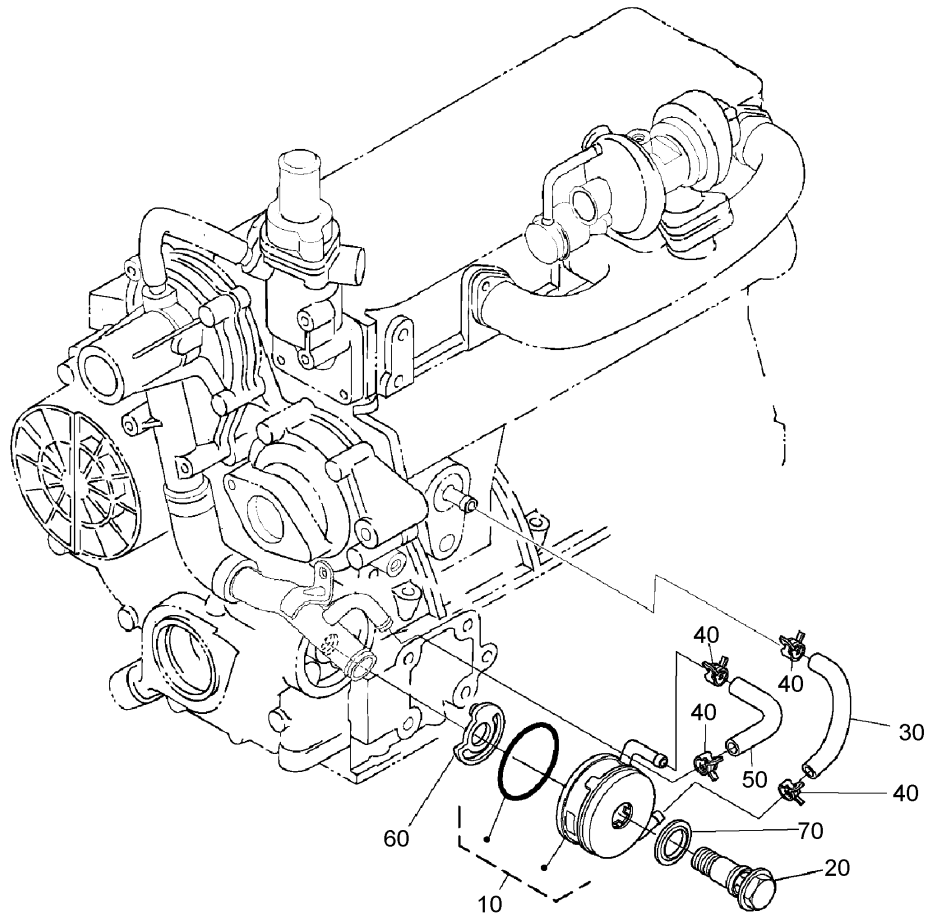
Ref	Part No.	Qty.	Description				
10	108-1412	1	Turbo Charger ASM				
15	108-1413	1	Hose ASM				
17	108-1414	2	Clamp-Hose				
20	105-3767	1	Gasket				
30	100-1559	3	Nut-Manifold, Exhaust				
40	105-2893	3	Washer-Spring				
50	99-8335	1	Flange-Muffler				
60	105-3768	1	Gasket				
70	105-2894	3	Bolt				
80	105-2895	1	Bolt				
90	98-7610	2	Bolt				
100	98-7769	4	Stud				



Oil Pipe (Turbo Charger) Assembly

Ref	Part No.	Qty.	Description
10	108-4424	1	Oil Pipe ASM
20	98-9418	1	Bolt-Joint, Eye
30	99-8346	4	Gasket
40	98-9417	1	Bolt-Joint, Eye
50	108-4423	1	Oil Pipe ASM
60	108-4422	1	Gasket
70	98-7605	2	Bolt
80	105-3771	1	Pipe-Oil, Complete
90	98-9721	1	Pipe-Oil
100	98-9714	2	Clamp-Hose
110	98-9601	1	Clamp-Pipe
120	98-9591	1	Pin-Band

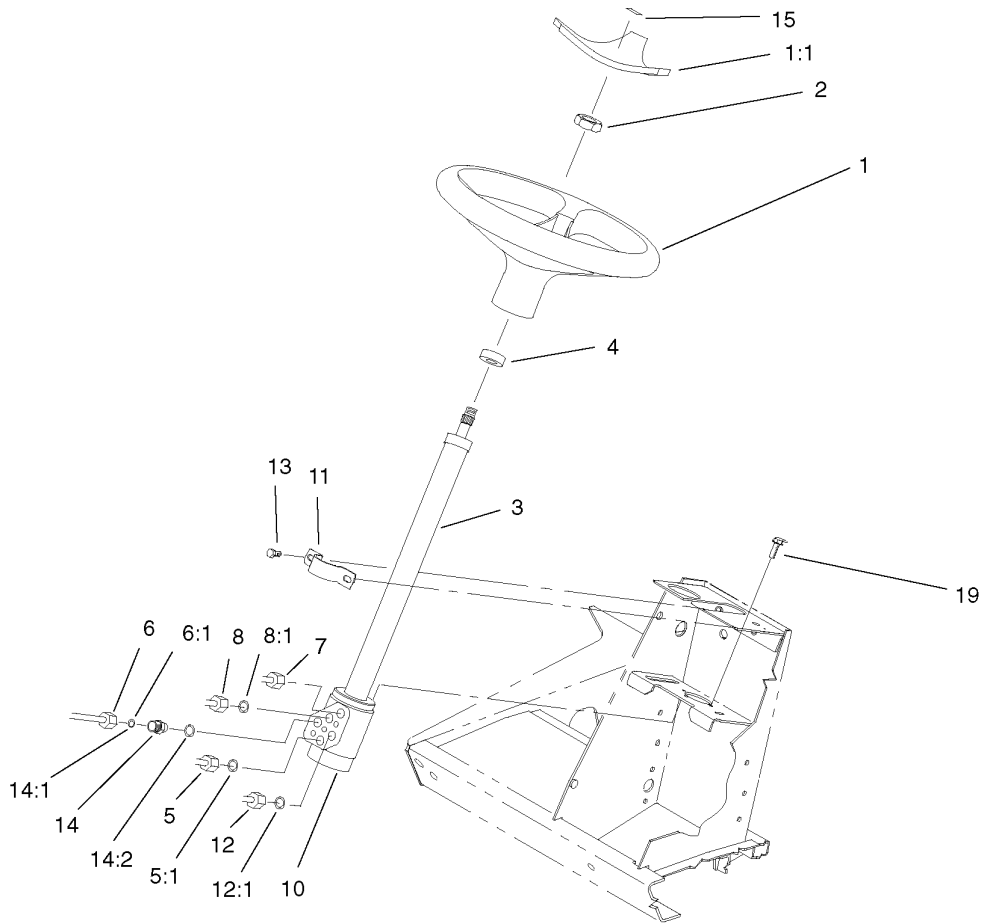
--	--	--	--



Oil Cooler Assembly

Ref	Part No.	Qty.	Description
10	108-4448	1	Oil Cooler ASM
20	106-7054	1	Holder ASM
30	98-9724	1	Pipe-Cooler, Oil
40	98-9579	4	Band-Pipe
50	98-9578	1	Pipe-Return, Water
60	105-3774	1	Collar
70	108-4449	1	Washer

--	--	--	--



Steering Wheel Assembly

Ref	Part No.	Qty.	Description				
1	98-1471	1	Wheel-Steering				
1:1	98-1468	1	Cover-Wheel, Steering				
2	94-9952	1	Nut-Hex				
3	94-9951	1	Column-Steering				
4	21-9260	1	Cover-Dust				
5	94-3059	1	HYD Tube ASM				
5:1	237-22	1	O-Ring				
6	104-3733	1	Front In Straight Tube ASM				
6:1	237-22	1	O-Ring				
7	104-3737	1	Front Out Straight Tube ASM				
8	94-3060	1	HYD Tube ASM				
8:1	237-22	1	O-Ring				
10	99-8959	1	Control-Steering				
11	75-2810	1	Bracket-Column, Steering				
12	94-3071	1	HYD Tube ASM				
12:1	237-22	1	O-Ring				
13	3234-7	2	Screw-HHF				
14	340-2	5	Fitting-HYD, Straight				
14:1	237-22	1	O-Ring				
14:2	237-42	1	O-Ring				
15	98-1459	1	Decal				
19	33103-020	3	Screw-HHF				

Attachments and Accessories

For 03806 - Reelmaster 6500-D 2-Wheel Drive

Product Name	Model/Part
TurfDefender Electronic Leak Detector Kit	03521
Left Hand Groomer Kit	03810
Right Hand Groomer Kit	03811
5-Blade Reel Mower	03860
7-Blade Reel Mower	03861
11-Blade Reel Mower	03862
Dethatcher Kit	03871
Wheel Weight Kit	104-1478
Muffler-Spark Arrestor	104-5201
Back Biased Switch-Lift	105-3367
Grass Basket ASM	107-9518
Wihle Scraper ASM	108-0605-03
Roll-Over Protection System ASM (2 Post)	108-4446
Gauge Bar ASM	108-6715
Grass Basket Kit (with Groomers only)	108-6743
Frame Repair Kit	110-9740
Brush And Handle Kit	29-9100
Arm Rest Kit	30707
Diagnostic Display Box	85-4750
Roll-Over Protection System ASM	94-2643
Gauge Bar Kit	98-1852

NOTES

