



Groundsmaster[®] 4100-D

Model No. 30411 - 260000701 and up.

Parts Catalog

Ordering Replacement Parts

To order replacement parts, please supply the part number, the quantity, and the description of each part desired.

Understanding Reference Numbers

Each identified part in an illustration has a reference number. The reference number for a part also appears in the parts list, along with other information about the part.

This catalog uses two special reference number formats, one to indicate parts in a service assembly and another to indicate the quantity of a given part in an illustration.

Service Assembly Reference Numbers

Parts in service assemblies have reference numbers in the form a:b. The a represents the reference number of the entire service assembly and the b represents a sequential number unique to each part within the service assembly.

For example, a wheel assembly might be identified by reference number 6, the tire by 6:1, the valve by 6:2, and the wheel by 6:3. When you order the assembly identified by reference number 6, you receive all parts identified by reference numbers 6:1, 6:2, and 6:3. However, you may also order any part individually. Reference numbers of this type appear in illustrations and in part lists.

Reference Numbers Indicating Quantity

In an illustration, if a reference number indicates more than one part, the reference number has the form nX y. The n represents the quantity of the part, the X is the multiplication symbol, and the y represents the reference number.

For example, in an illustration, the reference number 2X 37 means that two of the parts identified by reference number 37 are indicated.

Contents

Description	Page	Description	Page
Frame and Bumper Assembly 4	Pump and Filter Installation Assembly 54
4-Wheel Drive Manifold Assembly No. 110-6149 5	Pump Assembly 55
Rear Axle and Tire Assembly 6	Gear Pump Assembly No. 108-1549 56
Bevel Pinion Shaft Assembly Rear Axle Assembly No. 110-4750 7	Piston Pump Assembly No. 108-1547 57
Differential Assembly Rear Axle Assembly No. 110-4750 8	Control Assembly No. 108-1503 59
Axle Support Assembly Rear Axle Assembly No. 110-4750 9	Traction Hydraulic Plumbing Assembly 60
Bevel Gear Case Assembly Rear Axle Assembly No. 110-4750 10	Power-Take-Off Hydraulic Plumbing Assembly 61
Bevel Gear Shaft Assembly Rear Axle Assembly No. 110-4750 11	Lift Arm Hydraulic Plumbing Assembly 63
Axle Case Assembly Rear Axle Assembly No. 110-4750 12	Steering Hydraulic Assembly 64
Axle Assembly Rear Axle Assembly No. 110-4750 13	Center Deck Assembly 65
Piston Motor Assembly No. 104-0764 14	Low Driven Spindle Assembly No. 104-3532 67
Steering Cylinder Assembly No. 105-0775 15	Wing Lift Cylinder Assembly No. 107-0190 68
Front Frame Assembly 16	High Driven Spindle Assembly No. 104-3531 69
Planetary Assembly No. 105-4588-03 18	Break Away Link Assembly 70
Brake Assembly No. 100-3069-03 19	Castor Fork Assembly 72
Front Piston Motor Assembly No. 105-7376 20	Spindle Assembly 73
Power-Take-Off Manifold Assembly No. 106-2039 21	Deck Cover Assembly 74
Brake Assembly No. 100-3070-03 22	Rear Discharge Baffle Assembly 75
Power-Take-Off Manifold Assembly No. 100-3055 23	Crankcase Assembly 76
Power-Take-Off Manifold Assembly No. 105-4562 24	Oil Pan Assembly 77
Platform and Seat Base Assembly 25	Cylinder Head Assembly 78
Steering Tower Assembly 27	Gear Case Assembly 79
Steering Control Assembly No. 114-5074 29	Head Cover Assembly 80
Traction Pedal and Linkage Assembly 30	Oil Filter Assembly 81
Brake Pedal and Linkage Assembly 31	Dipstick and Guide Assembly 82
Control Console and Tool Box Assembly 32	Oil Pump Assembly 83
Control Console Assembly 34	Main Bearing Case 84
Control Valve Assembly No. 69-1780 36	Camshaft and Idler Gear Shaft Assembly 85
Valve Assembly No. 104-0788 37	Piston and Crankshaft Assembly 86
Fuel Tank, Battery and Roll-Over Protection System Assembly 38	Flywheel Assembly 87
Front Deck Lift Arm and Cylinder Assembly 39	Fuel Camshaft and Governor Shaft Assembly 88
Hydraulic Cylinder Assembly No. 107-0189 41	Engine Stop Lever Assembly 89
Gear Motor Assembly No. 99-5489 42	Injection Pump Assembly 90
Hood Assembly 43	Injection Pump (Component Part) Assembly 91
Air Cleaner and Muffler Assembly 44	Governor Assembly 92
Air Cleaner Assembly No. 99-5410 45	Speed Control Plate Assembly 93
Water and Fuel Filter Assembly No. 98-9305 46	Nozzle Holder and Glow Plug Assembly 94
Radiator, Oil Cooler and Support Assembly 47	Fuel Filter and Fuel Pump 95
Engine Mount and Fuel Line Assembly 49	Alternator and Pulley Assembly 96
Fan Drive and Flywheel Assembly 50	Alternator (Component Part) Assembly 97
Hydraulic Reservoir and Filter Assembly 51	Starter Assembly 98
Filter Manifold Assembly No. 110-0451 53	Starter (Component Part) Assembly 99
		Oil Switch / Thermometer and Plug Assembly 100
		Water Flange and Thermostat Assembly 101
		Water Pump Assembly 102
		Water Pipe Assembly 103
		Fan Assembly 104
		Valve and Rocker Arm Assembly 105
		Inlet Manifold Assembly 106
		Exhaust Manifold Assembly 107
		Turbo Charger Assembly 108
		Oil Pipe (Turbo Charger) Assembly 109
		Oil Cooler Assembly 110
		Muffler Gasket and Glow Controller 111

Contents

Description	Page	Description	Page
Engine Operators Manual 112	Attachments and Accessories List 114
Gasket Kit 113		

Part Description Abbreviations

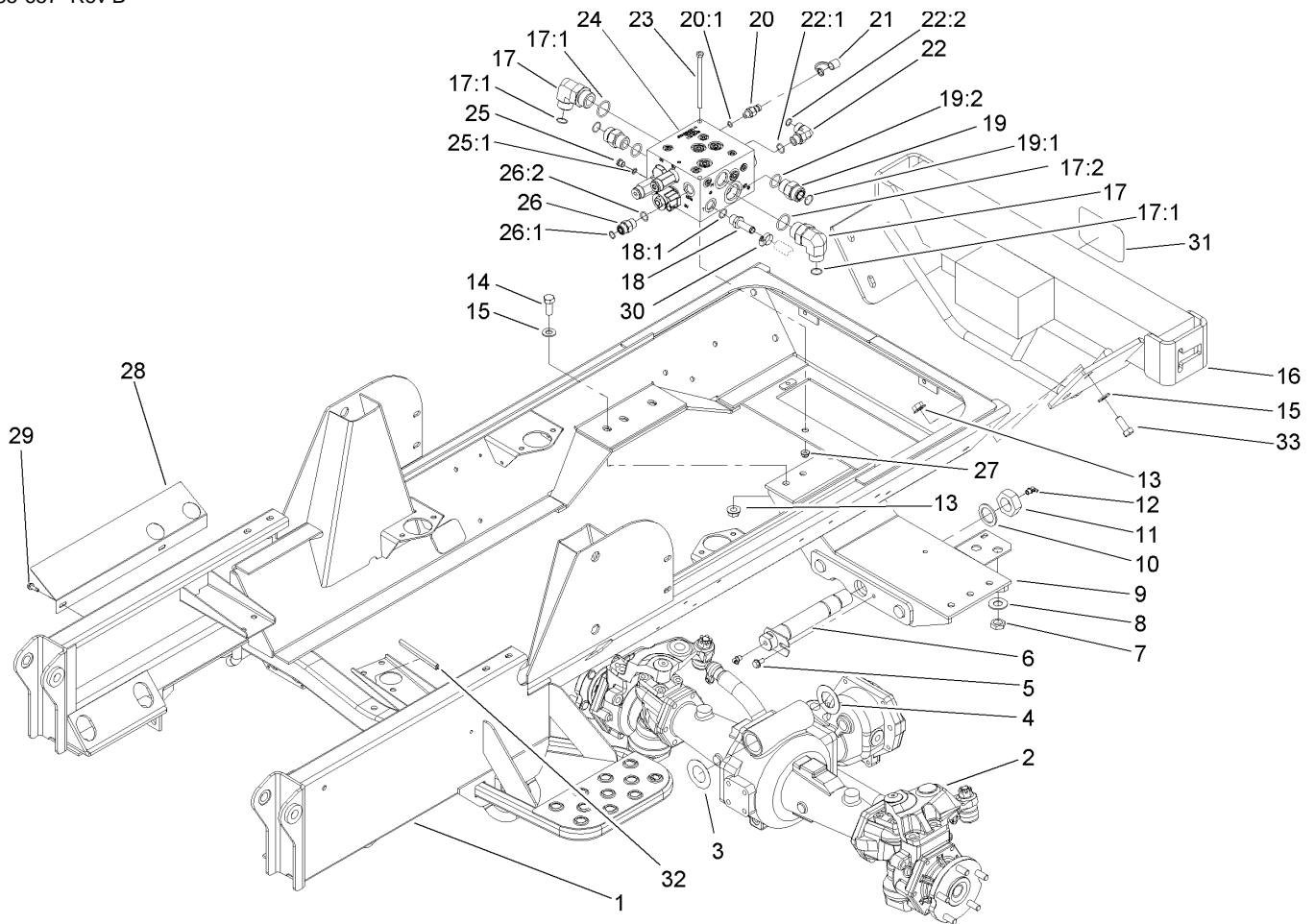
Part descriptions in this catalog may include the following abbreviations.

AR. as required	HYD. hydraulic
ASM. assembly	LH. left hand
BBC. blade brake clutch	NI. nylon insert
CARR. carriage	NPTF. national pipe thread fine
DEG. degrees	PFH. phillips flat head
EXT. external	PPH. phillips pan head
FH. flat head	PPHTF. phillips pan head thread forming
GA. gauge	PRH. phillips round head
HD. heavy-duty	PTH. phillips truss head
HF. hex flange	PTO. power-take-off
HH. hex head	RH. right hand
HHF. hex head flange	ROPS. roll-over protection system
HHFTF. hex head flange thread forming	SFH. slotted fillister head
HJ. hex jam	SHH. slotted hex head
HLH. hex lag head	SHWH. slotted hex washer head
HOC. height-of-cut	SPH. slotted pan head
HSBH. hex socket button head	SQH. square head
HSFH. hex socket flat head	SRH. slotted round head
HSH. hex socket head	STD. standard
HWH. hex washer head	TAP. self tapping
HWHTF. hex washer head thread forming	TTH. torx truss head

Footnotes

❶ Not illustrated

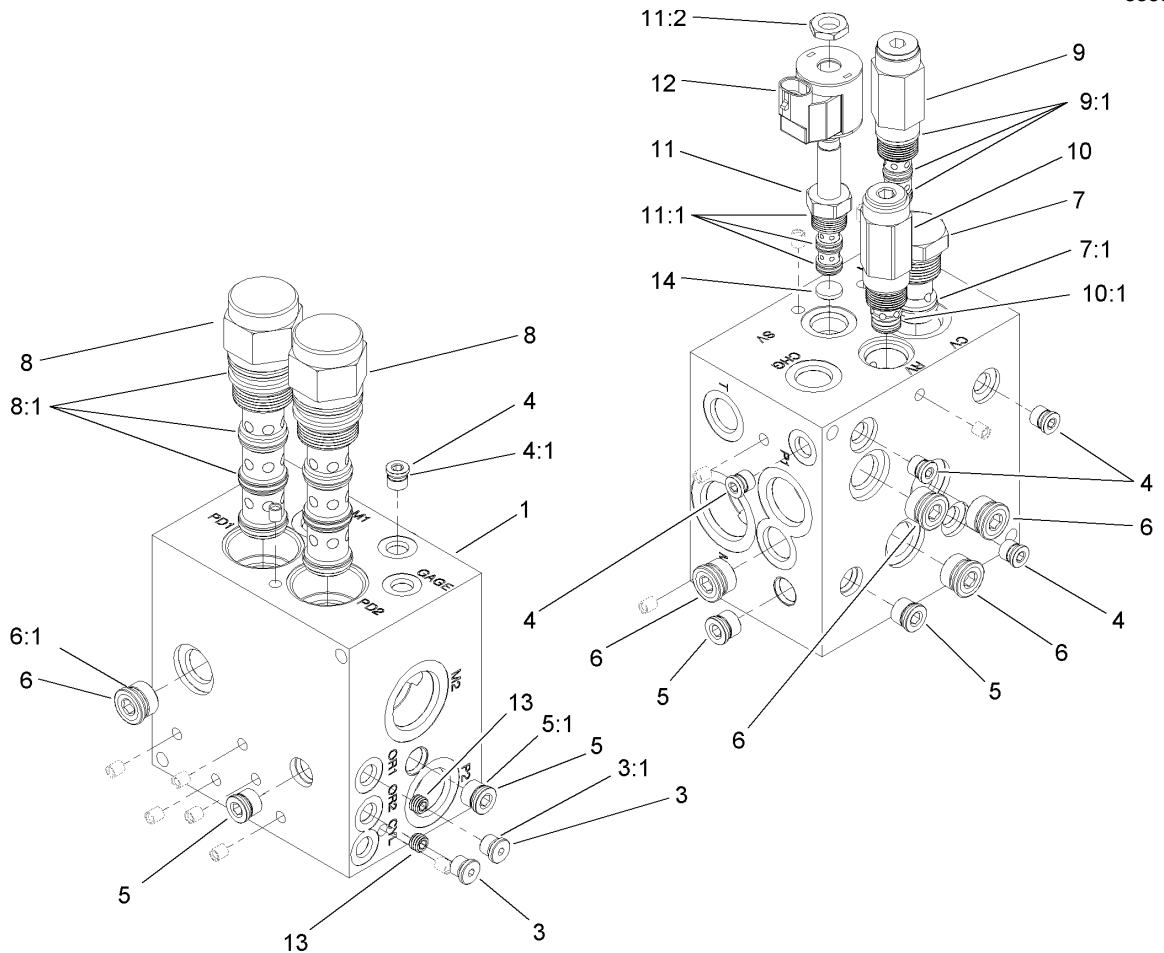
❷ Not serviced separately



Frame and Bumper Assembly

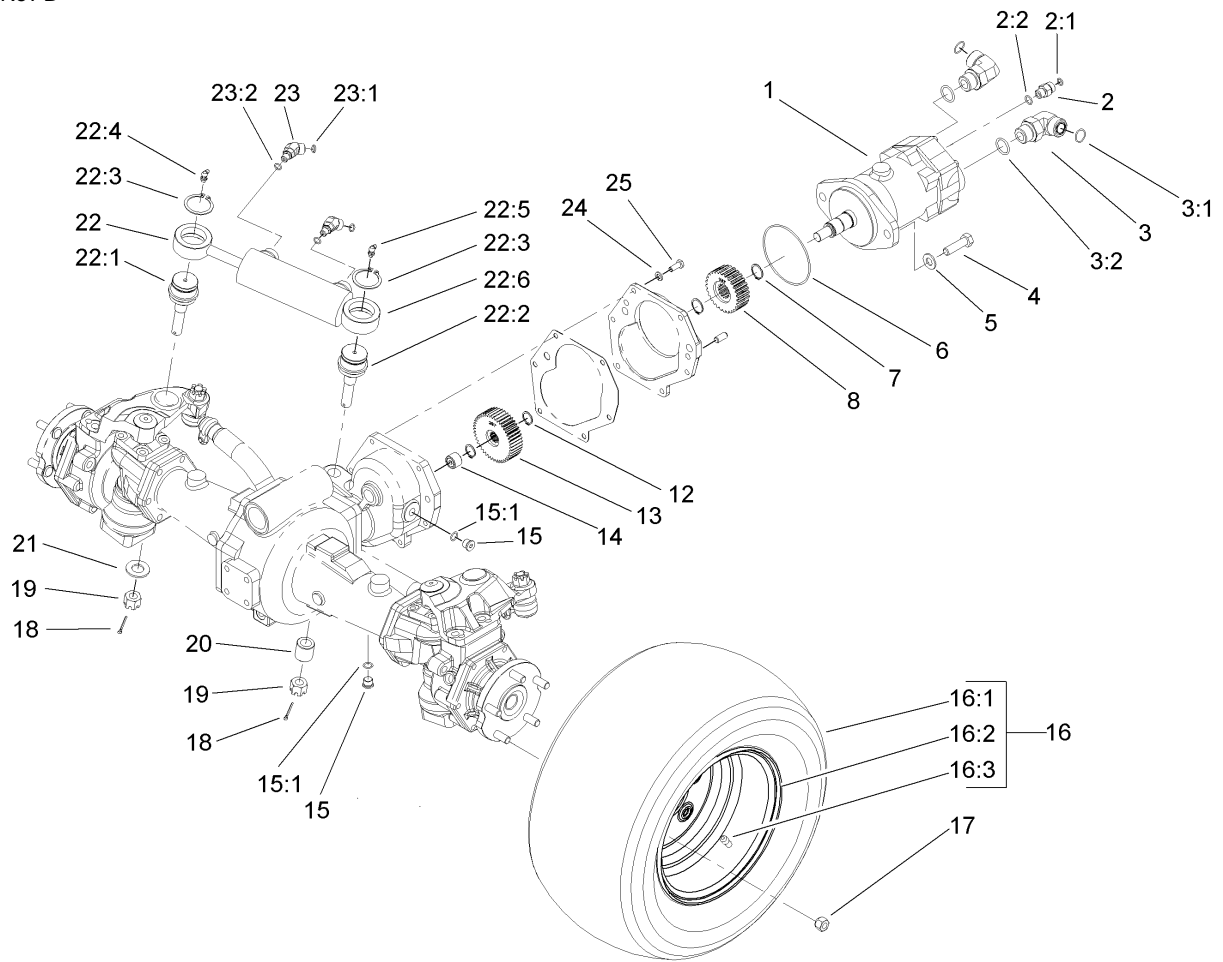
Ref	Part No.	Qty.	Description
1	105-7310-03	1	Frame ASM
2	110-4750	1	Drive Axle ASM
3	99-8431	2	Washer-Thrust
4	99-8432	2	Washer-Thrust
5	32144-14	1	Screw-HWHTF
6	98-7077	1	Pin-Axle, Rear
7	340-70	2	Nut-Lock
8	69-8940	2	Washer
9	107-0230-03	1	Rear Mount ASM
10	92-1765	1	Washer-Thrust
11	3296-68	1	Nut-Lock, NI
12	302-33	2	Fitting-Grease
13	32128-23	10	Nut-HF
14	325-6	6	Screw-HH
15	3256-26	10	Washer-Flat
16	106-4278-03	1	Bumper ASM
17	340-15	2	Fitting-HYD, 90 DEG
17:1	237-58	1	O-Ring
17:2	237-146	1	O-Ring
18	354-121	1	Fitting-Straight
18:1	237-79	1	O-Ring
19	340-9	2	Fitting-HYD, Straight
19:1	237-58	1	O-Ring
19:2	237-81	1	O-Ring

Ref	Part No.	Qty.	Description
20	354-77	1	Fitting-Quick
20:1	237-78	1	O-Ring
21	354-79	1	Cap-Dust
22	340-98	1	Fitting-HYD, 90 DEG
22:1	237-79	1	O-Ring
22:2	237-30	1	O-Ring
23	322-29	2	Screw-HH
24	110-6149	1	Manifold
25	353-990	1	Plug
25:1	237-78	1	O-Ring
26	340-4	1	Fitting-HYD, Straight
26:1	237-30	1	O-Ring
26:2	237-79	1	O-Ring
27	104-8300	2	Nut-Flange, NI
28	104-3562-03	1	Shield-Splash
29	32104-95	2	Screw-HWH
30	2412-36	1	Clamp-Hose
31	67-1300	1	Decal
32	108-8079	1	Trim
33	325-5	4	Screw-HH



4-Wheel Drive Manifold Assembly No. 110-6149

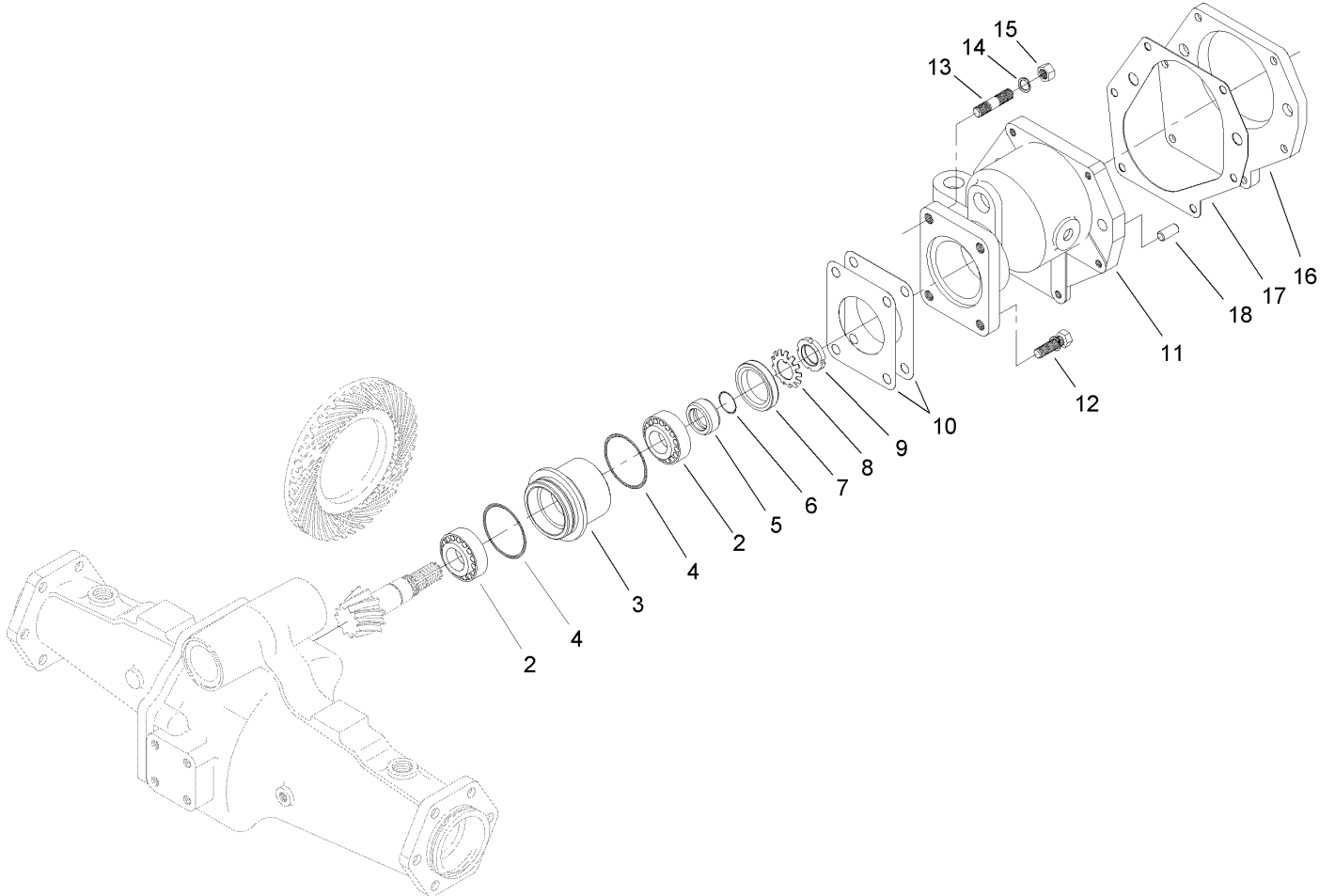
Ref	Part No.	Qty.	Description
① 1		1	Block-Manifold
3	353-990	2	Plug
3:1	237-78	1	O-Ring
4	106-1025	5	Plug-HYD
4:1	237-78	1	O-Ring
5	106-1026	4	Plug-HYD
5:1	237-42	1	O-Ring
6	106-1027	5	Plug-HYD
6:1	237-79	1	O-Ring
7	110-0468	1	Valve-Check, 5 Psi
7:1	110-0470	1	Seal Kit
8	110-0491	2	Valve-Directional
8:1	110-0492	1	Seal Kit
9	110-0499	1	Valve-Pressure Reducing
9:1	105-9154	1	Seal Kit
10	110-0493	1	Valve-Relief
10:1	110-6316	1	Seal Kit
11	110-0494	1	Valve-Solenoid
11:1	110-8773	1	Seal Kit
11:2	110-2634	1	Nut-Coil
12	110-0497	1	Coil-Solenoid
13	110-0495	2	Orifice
14	110-0498	1	Orifice-.030



Rear Axle and Tire Assembly

Ref	Part No.	Qty.	Description
1	104-0764	1	Motor-Piston
2	340-2	1	Fitting-HYD, Straight
2:1	237-22	1	O-Ring
2:2	237-42	1	O-Ring
3	340-142	2	Fitting-HYD, 90 DEG
3:1	237-58	1	O-Ring
3:2	237-81	1	O-Ring
4	325-7	2	Screw-HH
5	3256-26	2	Washer-Flat
6	237-166	1	O-Ring
7	32120-76	2	Ring-Snap, EXT
8	105-7447	1	Pinion-33T
12	32120-15	2	Ring-Snap, EXT
13	105-7446	1	Gear-39T
14	74-5700	1	Bearing-Needle, Roller
15	353-989	2	Plug-Hex, Hollow
15:1	237-42	1	O-Ring
16		2	Wheel And Tire ASM
16:1	94-5236	1	Tire
16:2	100-2582	1	Rim
16:3	232-27	1	Stem-Valve
17	93-5268	10	Nut-Lug
18	3272-12	2	Pin-Cotter
19	32136-14	2	Nut-SHH

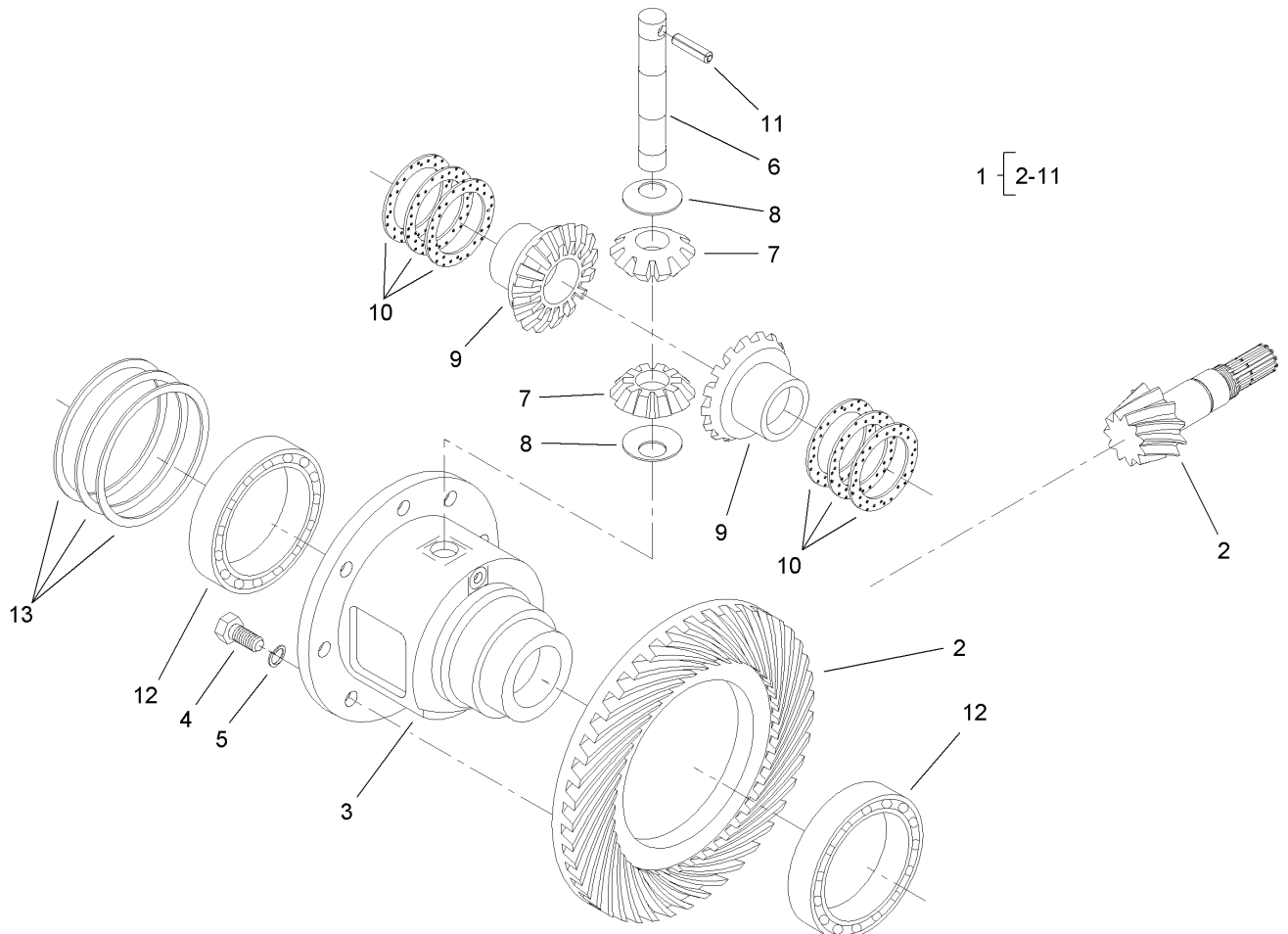
Ref	Part No.	Qty.	Description
20	100-3796	1	Spacer-Joint, Ball
21	92-5836	1	Washer
22	105-0775	1	Steering Cylinder ASM
22:1	106-6774	1	Joint-Ball
22:2	100-3795	1	Joint-Ball
22:3	32151-104	2	Ring-Retaining, External
22:4	302-5	1	Fitting-Grease
22:5	302-60	1	Fitting-Grease, 90 DEG
22:6		1	Cylinder-Steering
23	340-54	2	Elbow-45 DEG
23:1	237-22	1	O-Ring
23:2	237-78	1	O-Ring
24	3253-4	6	Washer-Lock
25	33114-020	6	Screw-HH



Bevel Pinion Shaft Assembly Rear Axle Assembly No. 110-4750

Ref	Part No.	Qty.	Description
2	99-7570	2	Bearing-Roller, Taper
3	95-7534	1	Case-Bearing
4	106-1065	2	O-Ring
5	99-7572	1	Collar-Seal, Oil
6	106-1066	1	O-Ring
7	99-7574	1	Seal-Oil
8	99-7559	1	Washer-Lock
9	99-7560	1	Nut-Lock
10	99-7550	2	Shim 0.1
10	99-7551	2	Shim 0.2
11	95-7533	1	Case-Gear
12	99-7575	2	Bolt
13	98-7735	2	Stud
14	99-7527	2	Washer-Spring
15	99-7526	2	Nut
16	95-7541	1	Plate-Cover
17	95-7540	1	Gasket
18	104-2353	2	Pin-Dowel

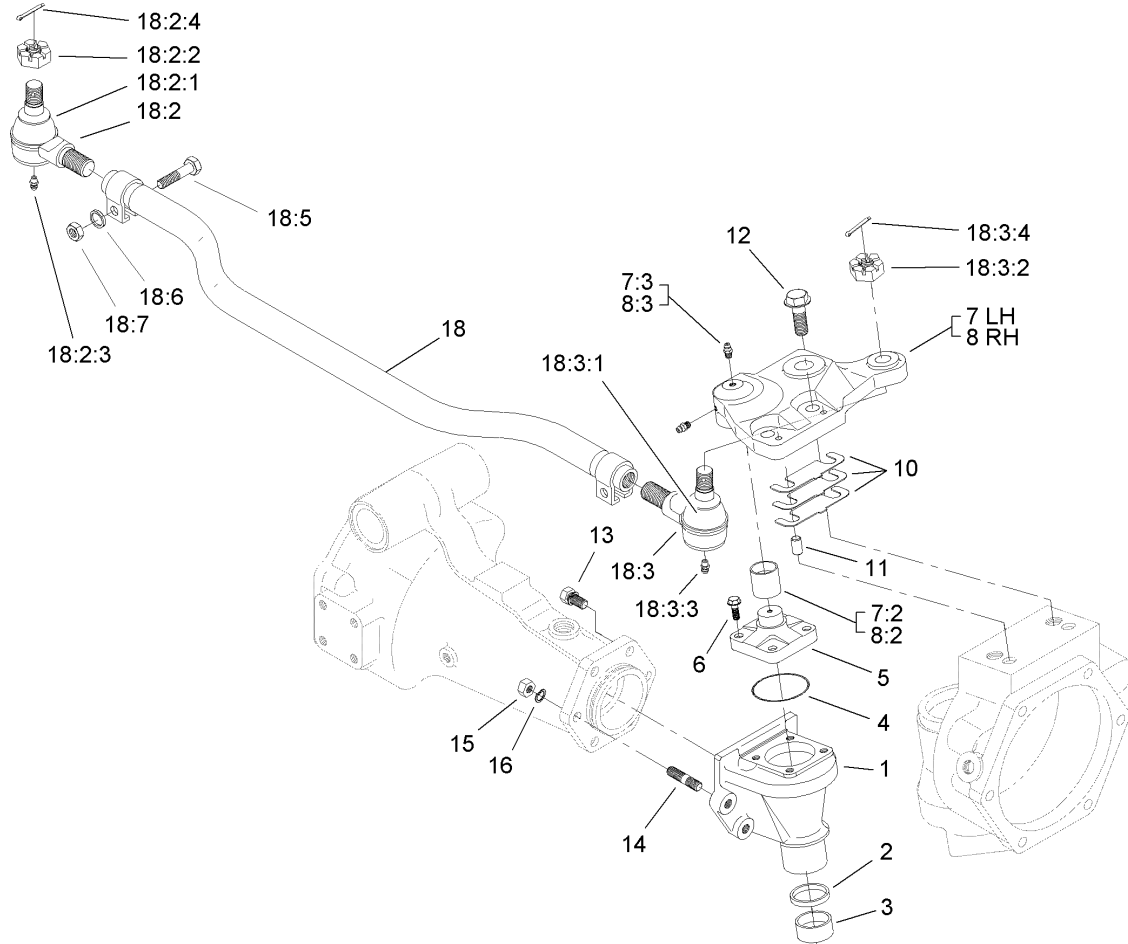
--	--	--	--



Differential Assembly Rear Axle Assembly No. 110-4750

Ref	Part No.	Qty.	Description
1	95-7503	1	Differential ASM
2	100-2555	1	Ring And Pinion Matched Set
3	95-7502	1	Case-Differential
4	99-7576	8	Bolt
5	3253-4	8	Washer-Lock
6	99-7578	1	Shaft-Differential
7	99-7579	2	Pinion-Differential
8	99-7580	2	Washer-Differential
9	99-7581	2	Gear-Differential
10	99-7582	2	Washer-Differential
10	99-7583	2	Washer-Differential
10	99-7584	2	Washer-Differential
11	99-7588	1	Pin-Spring
12	99-7562	2	Bearing-Ball
13	99-7585	2	Shim 0.1
13	99-7586	2	Shim 0.2
13	99-7587	2	Shim 0.4

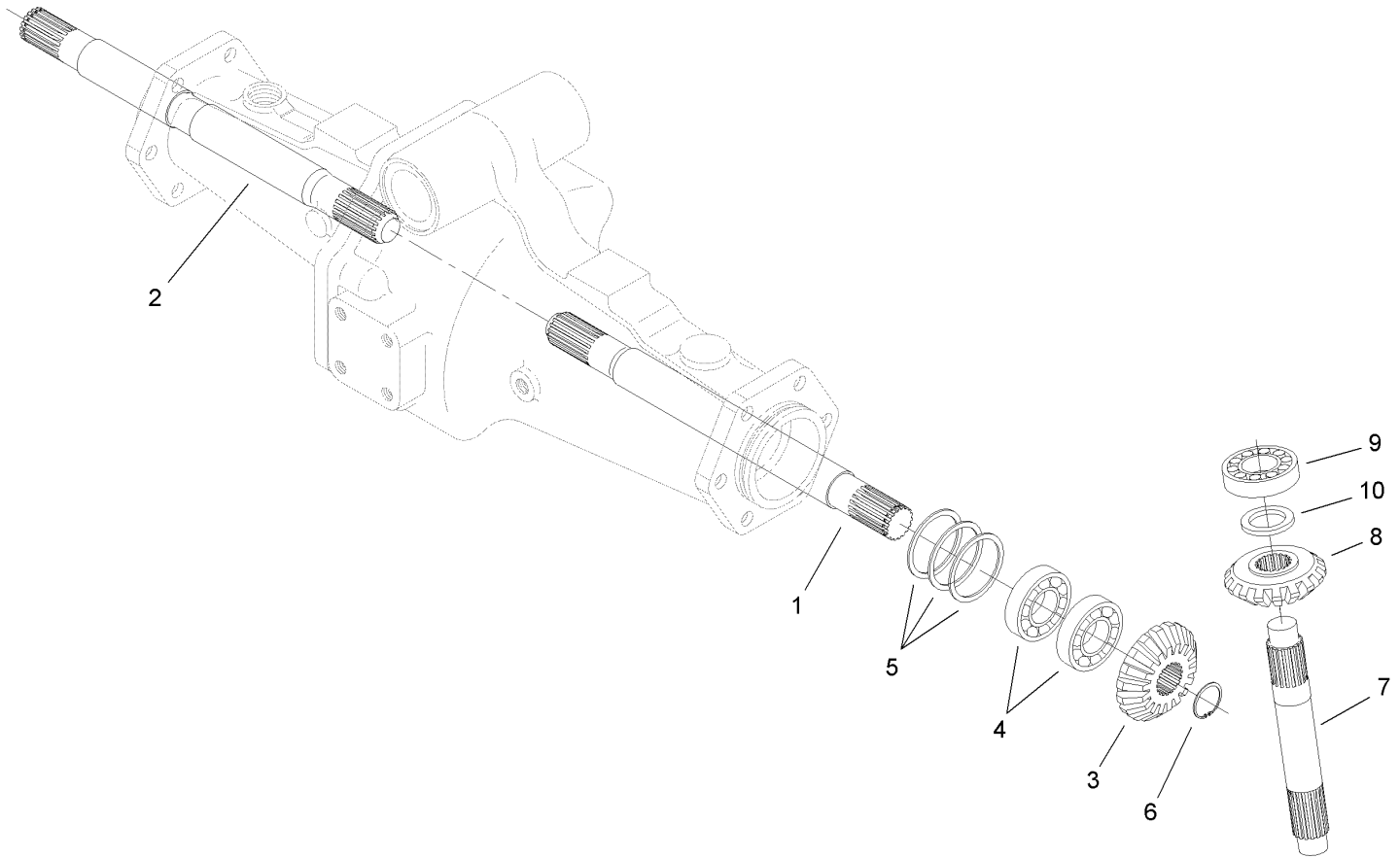
Ref	Part No.	Qty.	Description



Bevel Gear Case Assembly Rear Axle Assembly No. 110-4750

Ref	Part No.	Qty.	Description
1	110-4752	2	Case-Gear, Bevel
2	110-4754	2	Seal-Oil
3	104-2378	2	Bushing
4	106-1069	2	O-Ring
5	104-2373	2	Knuckle
6	104-2374	8	Bolt
7	100-3768	1	LH Steering Arm ASM
7:2	104-8634	1	Bushing
7:3	106-1104	2	Fitting-Grease
8	100-3766	1	RH Steering Arm ASM
8:2	104-8634	1	Bushing
8:3	106-1104	2	Fitting-Grease
10	95-7547	2	Shim 0.1
10	95-7548	2	Shim 0.2
10	95-7549	2	Shim 0.3
11	99-7597	4	Pin-Dowel
12	104-2375	4	Bolt
13	99-7599	8	Bolt
14	99-7525	4	Stud
15	99-7526	4	Nut
16	99-7527	4	Washer-Spring
18	106-1111	1	Steering Tie Rod ASM
18:2	106-1113	1	Tie Rod End ASM
18:2:1	100-3853	1	Cover-Dust

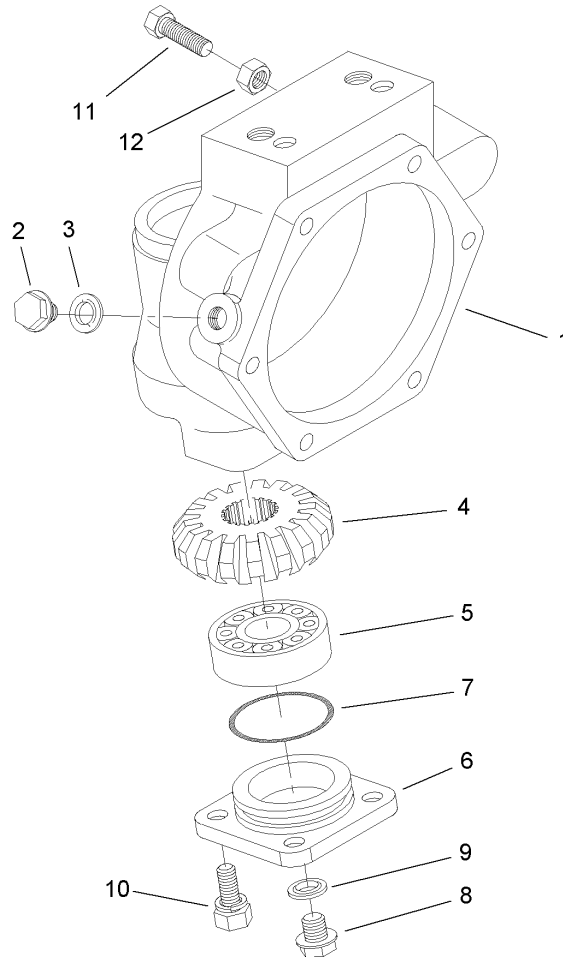
Ref	Part No.	Qty.	Description
18:2:2	100-3854	1	Nut-Castle
18:2:3	110-4755	1	Fitting-Grease
18:2:4	3272-11	1	Pin-Cotter
18:3	106-1112	1	Tie Rod End ASM - LH Thread
18:3:1	100-3853	1	Cover-Dust
18:3:2	100-3854	1	Nut-Castle
18:3:3	110-4755	1	Fitting-Grease
18:3:4	3272-11	1	Pin-Cotter
18:5	100-3855	2	Bolt
18:6	99-7527	2	Washer-Spring
18:7	99-7526	2	Nut



Bevel Gear Shaft Assembly Rear Axle Assembly No. 110-4750

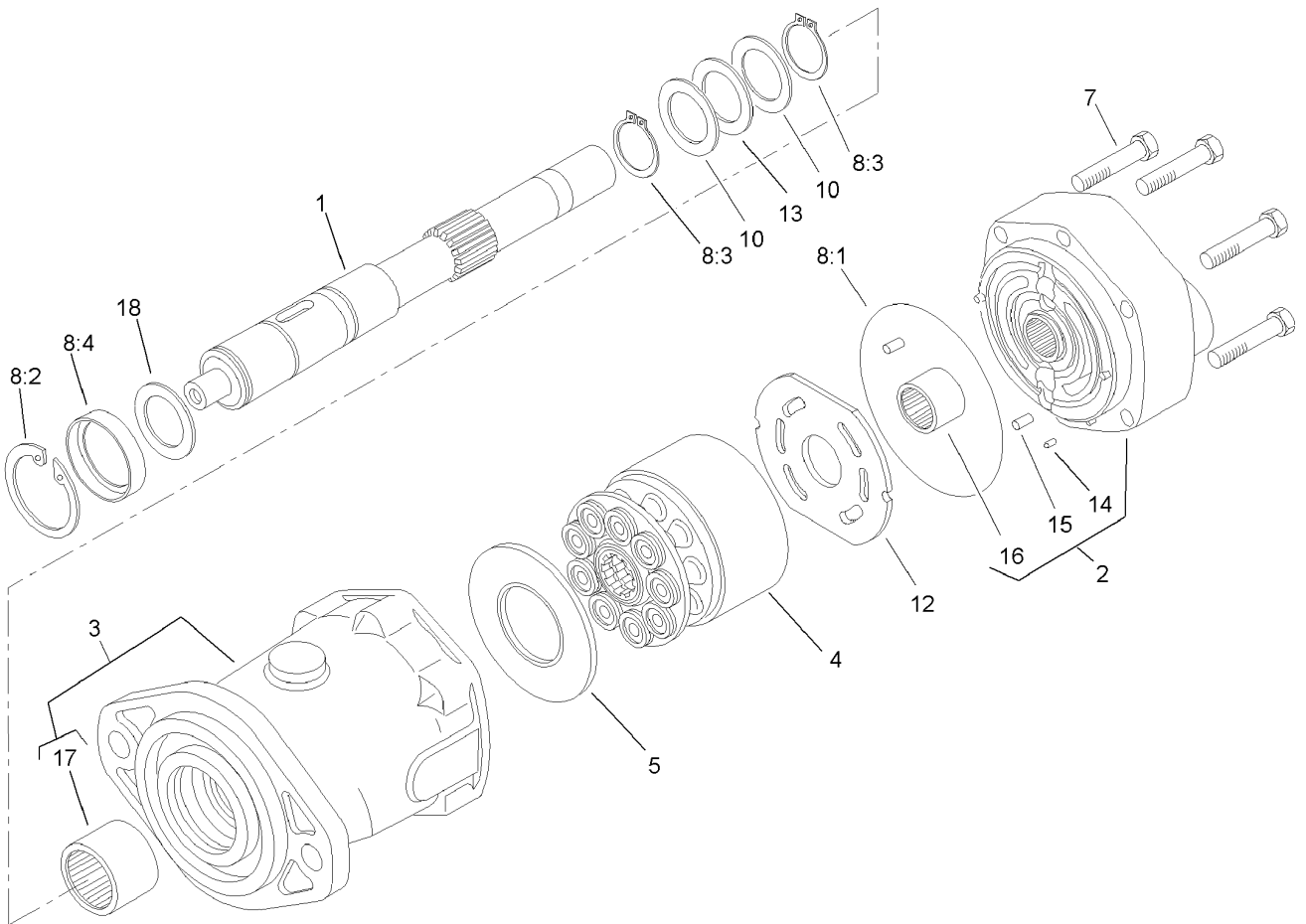
Ref	Part No.	Qty.	Description
1	95-7509	1	Shaft-Gear, Differential
2	95-7512	1	Shaft-Gear, Differential
3	95-7517	2	Gear-Bevel, 15 Tooth
4	99-7530	4	Bearing-Ball
5	99-7552	2	Shim 0.1
5	99-7553	2	Shim 0.2
5	99-7554	2	Shim 0.5
6	99-7531	2	Clip
7	110-4753	2	Shaft-Gear, Bevel
8	95-7519	2	Gear-Bevel, 17 Tooth
9	99-7532	2	Bearing-Roller, Taper
10	99-7558	2	Collar

--	--	--	--



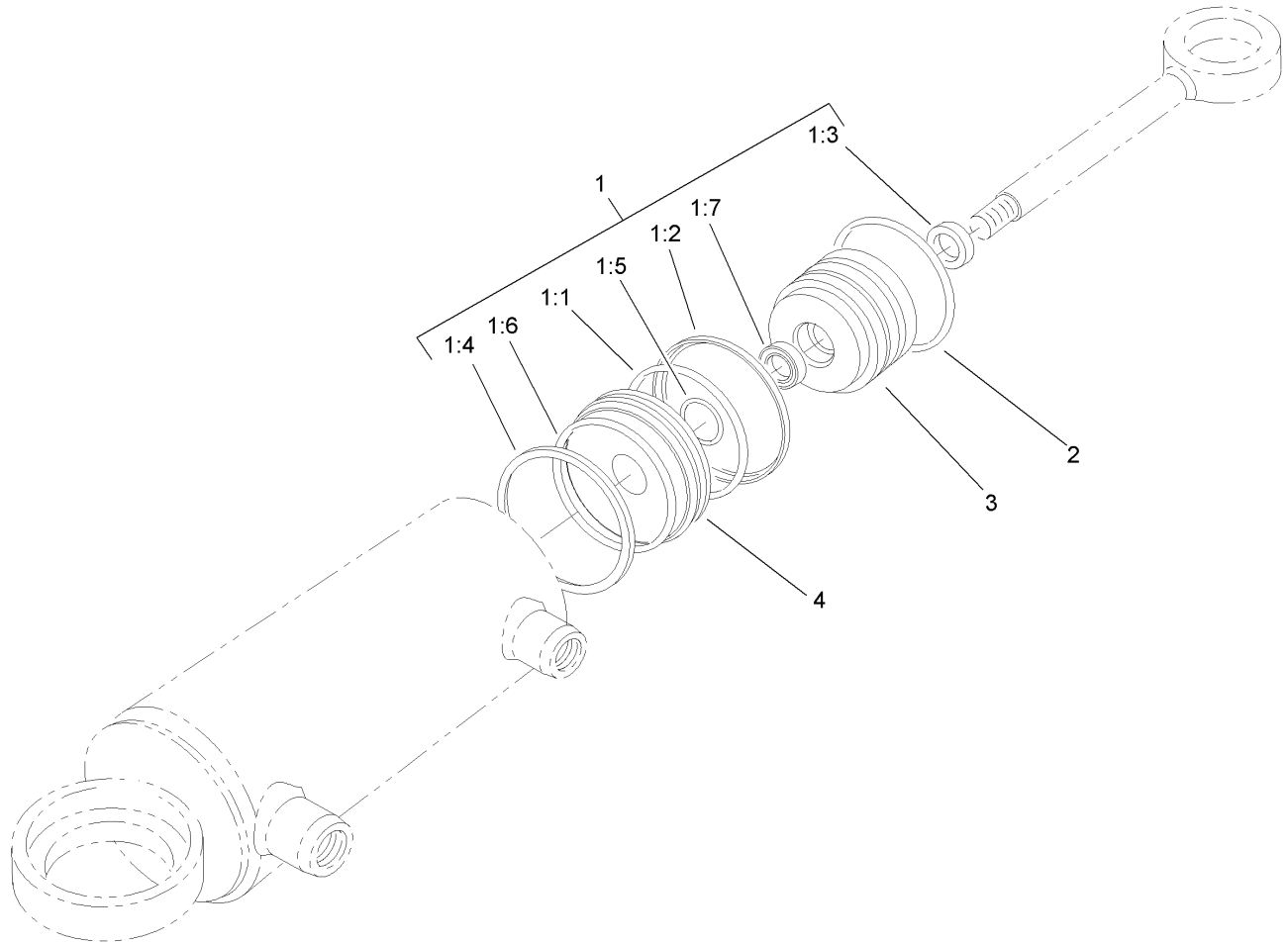
Axle Case Assembly Rear Axle Assembly No. 110-4750

Ref	Part No.	Qty.	Description
1	110-4751	2	Case-Axle
2	99-7535	2	Plug
3	99-7536	2	Washer-Seal
4	95-7527	2	Gear-Bevel, 17 Tooth
5	99-7532	2	Bearing-Roller, Taper
6	100-2560	2	Cover
7	106-1070	2	O-Ring
8	99-7589	2	Plug
9	99-7590	2	Washer-Seal
10	100-2562	8	Bolt
11	106-1102	2	Bolt-Stop
12	106-1103	2	Nut



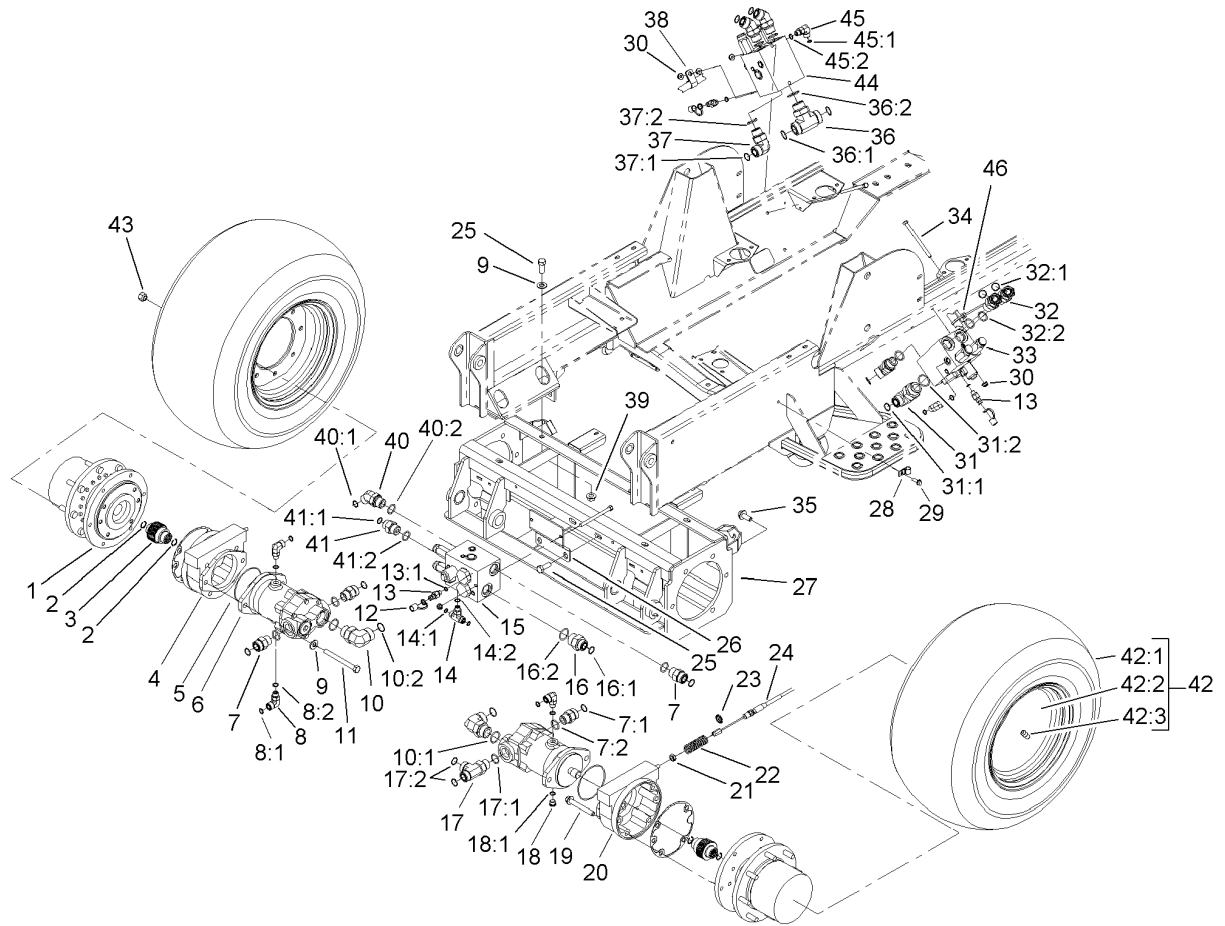
Piston Motor Assembly No. 104-0764

Ref	Part No.	Qty.	Description
1	105-2853	1	Shaft-Drive
2	105-2854	1	Backplate ASM
3	105-2855	1	Housing ASM
4	76-6910	1	Rotating Kit
5	76-6970	1	Insert-Plate, Cam
7	94-3002	6	Capscrew
8	106-6876	1	Seal Kit
8:1		1	Seal-Dust
8:2	76-7010	1	Ring-Retaining
8:3	76-7000	2	Ring-Retaining
8:4		1	Seal-Shaft
10	76-6950	2	Race-Thrust
12	94-3003	1	Plate-Valve
13	76-6960	1	Bearing-Thrust
14		3	Pin-Dowel
15		1	Pin-Dowel
16		1	Bearing-Needle
17		1	Bearing-Needle
18	60-6240	1	Washer



Steering Cylinder Assembly No. 105-0775

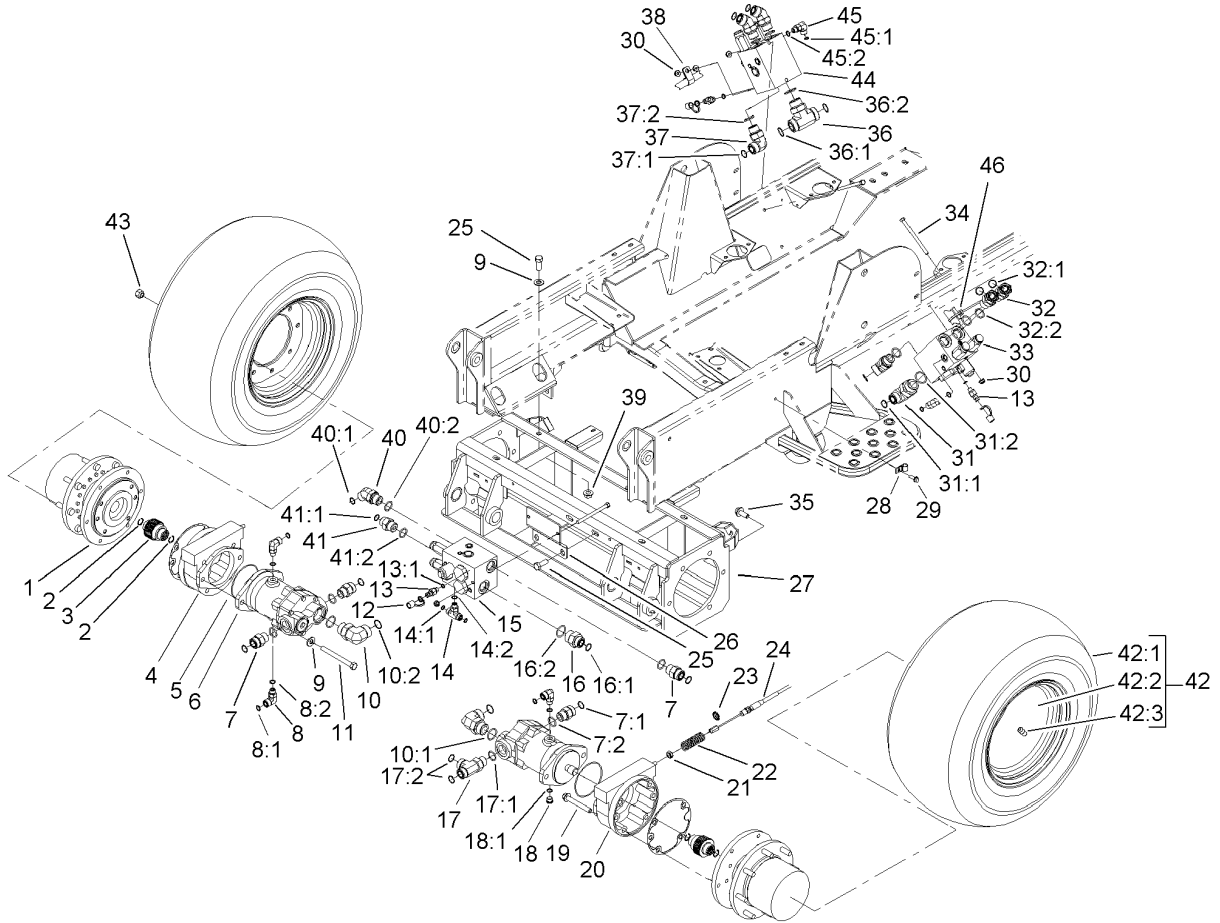
Ref	Part No.	Qty.	Description
1	107-0245	1	Seal Kit
1:1		1	O-Ring
1:2		1	Back-Up
1:3		1	Wiper
1:4		1	Seal
1:5		1	O-Ring
1:6		1	O-Ring
1:7		1	Seal
2		1	Ring-Retaining
3		1	Head
4		1	Piston



Front Frame Assembly

Ref	Part No.	Qty.	Description
1	105-4588-03	2	Planetary ASM
2	93-7972	4	Ring-Retaining, Internal
3	100-3046	2	Shaft-Brake, Splined
4	100-3069-03	1	Brake ASM
5	237-166	2	O-Ring
6	105-7376	2	Front Piston Motor ASM
7	340-9	4	Fitting-HYD, Straight
7:1	237-58	1	O-Ring
7:2	237-81	1	O-Ring
8	340-99	3	Fitting-HYD, 90 DEG
8:1	237-30	1	O-Ring
8:2	237-42	1	O-Ring
9	3256-26	10	Washer-Flat
10	340-129	2	Fitting-HYD, 90 DEG
10:1	237-146	1	O-Ring
10:2	340-65	1	O-Ring
11	33116-120	4	Screw-HH
12	354-79	3	Cap-Dust
13	354-77	3	Fitting-Quick
13:1	237-78	1	O-Ring
14	340-94	1	Adapter
14:1	237-22	2	O-Ring
14:2	237-42	1	O-Ring
15	106-2039	1	PTO Manifold ASM

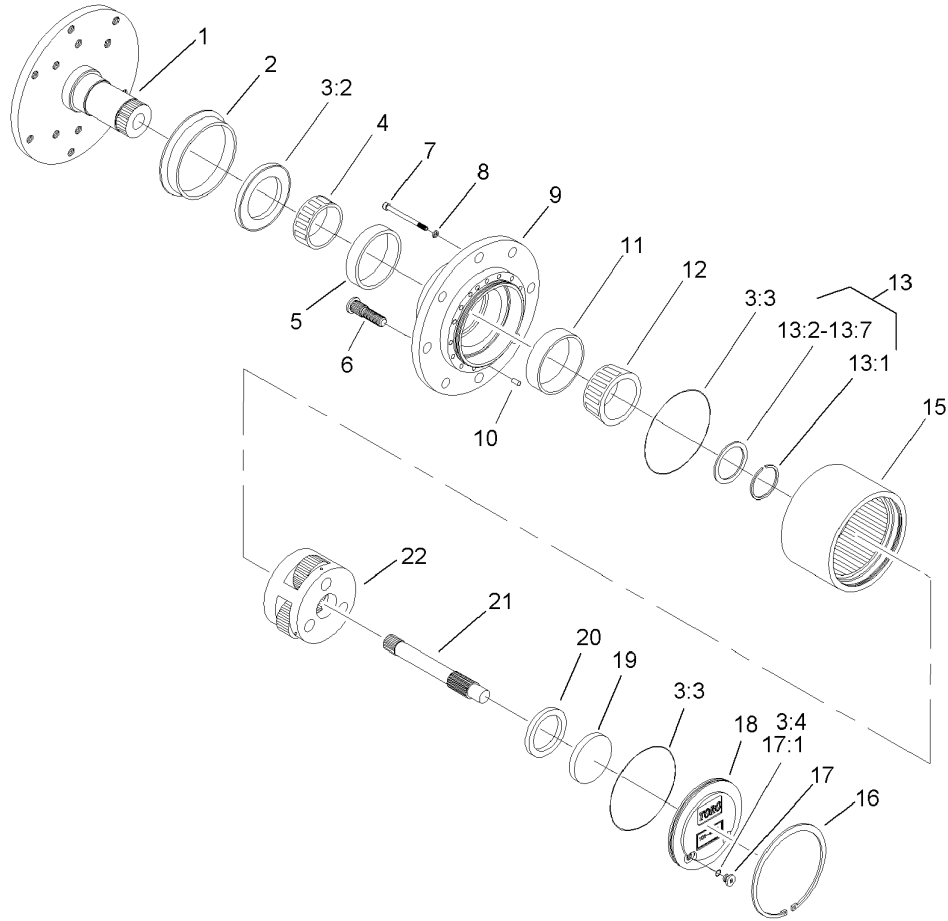
Ref	Part No.	Qty.	Description
16	340-91	1	Adapter
16:1	237-58	1	O-Ring
16:2	237-146	1	O-Ring
17	340-148	1	Fitting-Tee
17:1	237-81	1	O-Ring
17:2	237-58	2	O-Ring
18	353-989	1	Plug-Hex, Hollow
18:1	237-42	1	O-Ring
19	33106-090	8	Screw-HHF
20	100-3070-03	1	Brake ASM
21	3218-4	2	Nut-Jam
22	94-3088	2	Spring-Compression
23	94-3050	2	Plate-Spring
24	99-5501	2	Brake Cable ASM
25	325-6	6	Screw-HH
26	104-0746-03	1	Bracket-Manifold
27	105-7491-03	1	Front Frame ASM
28	2412-93	2	Clamp-R
29	32144-11	2	Screw-HWHTF
30	104-8300	7	Nut-Flange, NI
31	340-15	1	Fitting-HYD, 90 DEG
31:1	237-58	1	O-Ring
31:2	237-146	1	O-Ring
32	100-5530	5	Fitting-HYD, 45 DEG



Front Frame Assembly (continued)

Ref	Part No.	Qty.	Description
32:1	237-58	1	O-Ring
32:2	237-81	1	O-Ring
33	100-3055	1	PTO Manifold ASM
34	322-38	6	Screw-HH
35	33106-030	12	Screw-HHF
36	104-7501	1	Fitting-HYD
36:1	340-65	2	O-Ring
36:2	237-146	1	O-Ring
37	340-142	1	Fitting-HYD, 90 DEG
37:1	237-58	1	O-Ring
37:2	237-81	1	O-Ring
38	2412-81	1	Clamp-R
39	32128-23	8	Nut-HF
40	340-156	1	Fitting-HYD
40:1	237-65	1	O-Ring
40:2	237-81	1	O-Ring
41	340-8	1	Adapter
41:1	237-65	1	O-Ring
41:2	237-81	1	O-Ring
42		2	Tire And Wheel ASM
42:1	99-5434	1	Tire
42:2	99-5432	1	Rim
42:3	232-27	1	Stem-Valve
43	242-50	16	Nut-Lug

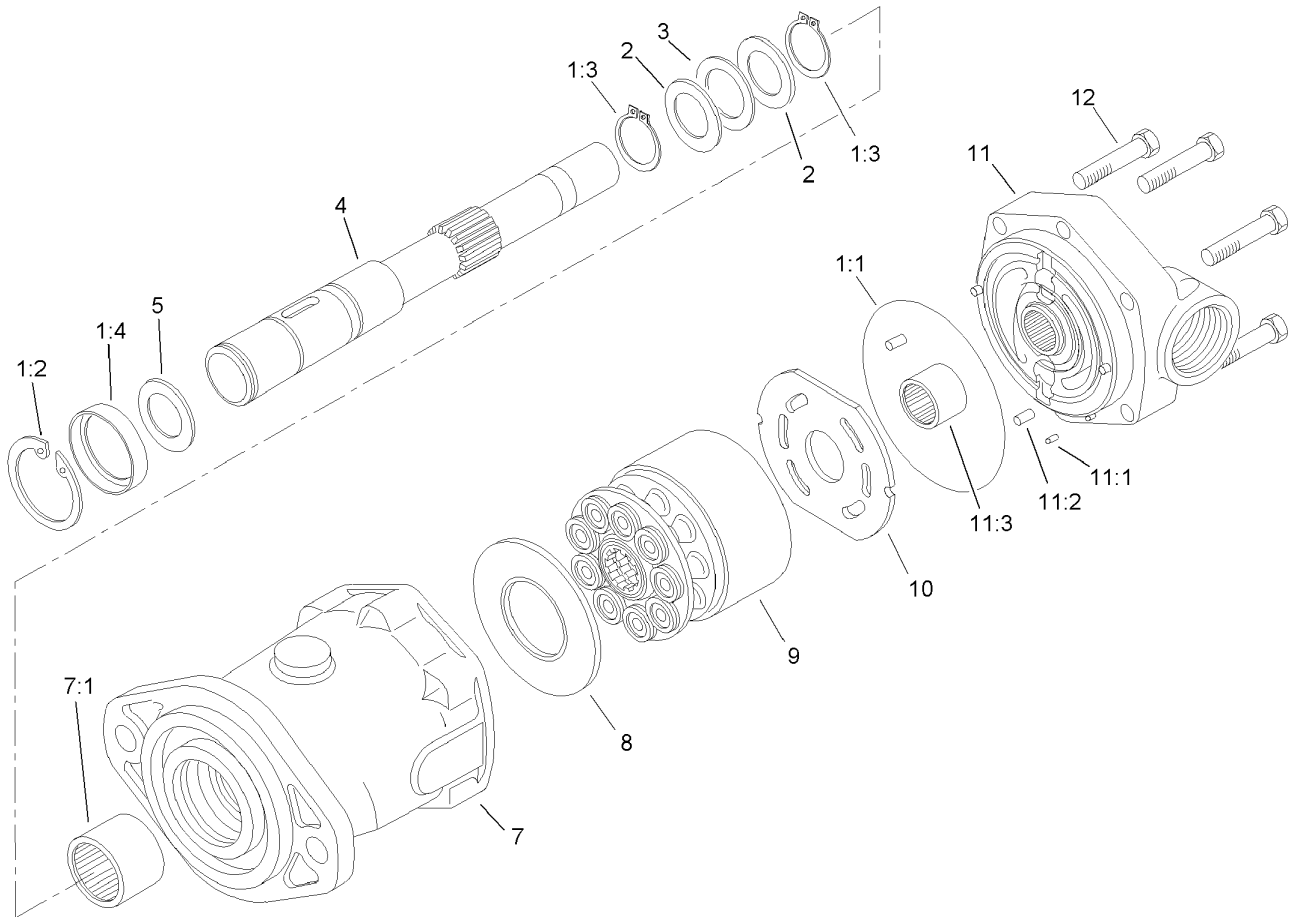
Ref	Part No.	Qty.	Description
44	105-4562	1	PTO Manifold ASM
45	340-77	2	Fitting-HYD, 90 DEG
45:1	237-22	1	O-Ring
45:2	237-42	1	O-Ring
46	3290-378	3	Tie-Cable



Planetary Assembly No. 105-4588-03

Ref	Part No.	Qty.	Description
①		1	Spindle
2	105-8122	1	Seal-Boot
3	105-8137	1	Seal Kit
②3:2		1	Seal-Oil
②3:3		2	O Ring-End Cap
3:4	237-78	2	O-Ring
4	105-8120	1	Bearing-Cone
5	105-8119	1	Bearing-Cup
6	105-8124	8	Stud-Wheel
7	105-8125	16	Bolt-Head, Socket
8	3253-18	16	Washer-Lock
②9		1	Housing
10	105-8121	2	Pin-Dowel
11	105-8117	1	Bearing-Cup
12	105-8118	1	Bearing-Cone
13	105-8136	1	Shim Kit
②13:1		1	Ring-Snap
②13:2		1	Shim-Bearing, 2.9Mm
②13:3		1	Shim-Bearing, 2.8Mm
②13:4		1	Shim-Bearing, 2.7Mm
②13:5		1	Shim-Bearing, 2.6Mm
②13:6		1	Shim-Bearing, 2.5Mm
②13:7		1	Shim-Bearing, 2.4Mm
15	105-8113	1	Gear-Ring

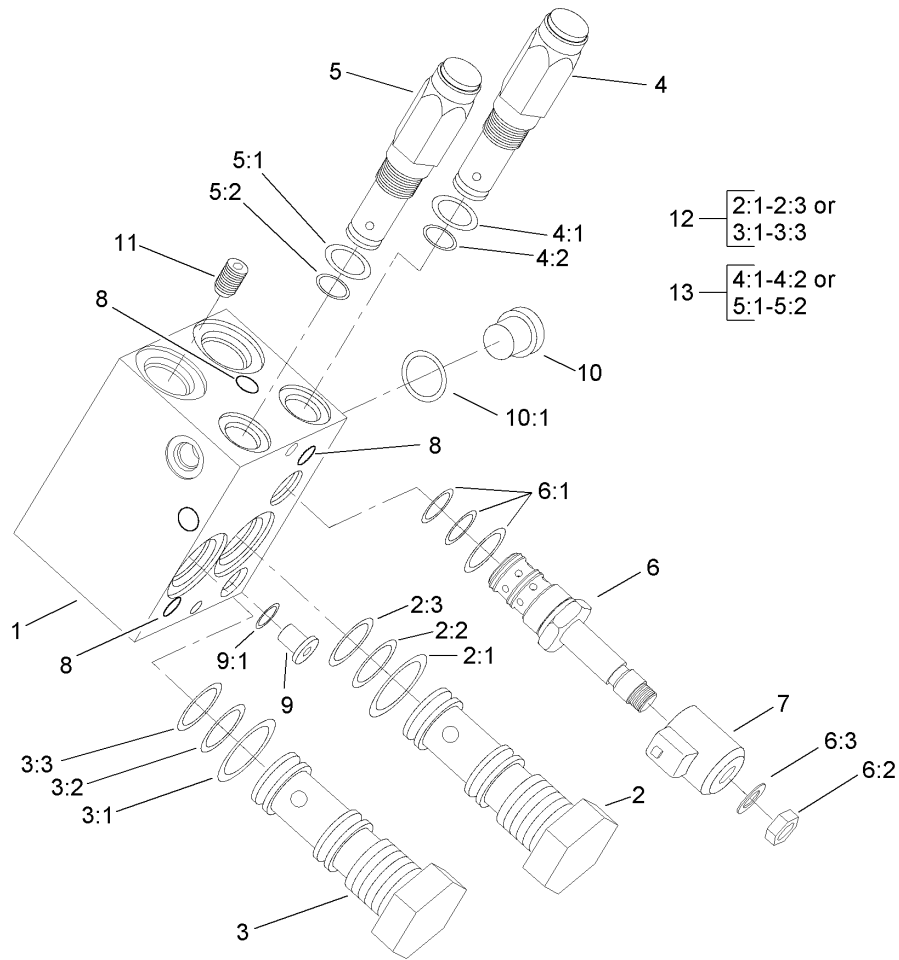
Ref	Part No.	Qty.	Description
16	105-8132	1	Ring-Retaining
17	353-990	2	Plug
17:1	237-78	1	O-Ring
18	105-8138	1	Cap-End
19	105-8135	1	Plug-Thrust
20	106-6864	1	Washer-Thrust
21	105-8116	1	Shaft-Drive
22	106-6865	1	Secondary Carrier ASM



Front Piston Motor Assembly No. 105-7376

Ref	Part No.	Qty.	Description
1	106-6876	1	Seal Kit
②1:1		1	Seal-Dust
1:2	76-7010	1	Ring-Retaining
1:3	76-7000	2	Ring-Retaining
②1:4		1	Seal-Shaft
2	60-6160	2	Race
3	76-6960	1	Bearing-Thrust
4	106-6874	1	Shaft-Drive
5	60-6240	1	Washer
7	105-2852	1	Housing ASM
②7:1		1	Bearing-Needle
8	76-6970	1	Insert-Plate, Cam
9	106-6875	1	Rotating Kit
10	94-3003	1	Plate-Valve
11	105-2851	1	Backplate ASM
②11:1		3	Pin-Dowel
②11:2		1	Pin-Dowel
②11:3		1	Bearing-Needle
12	100-2550	6	Screw-Cap

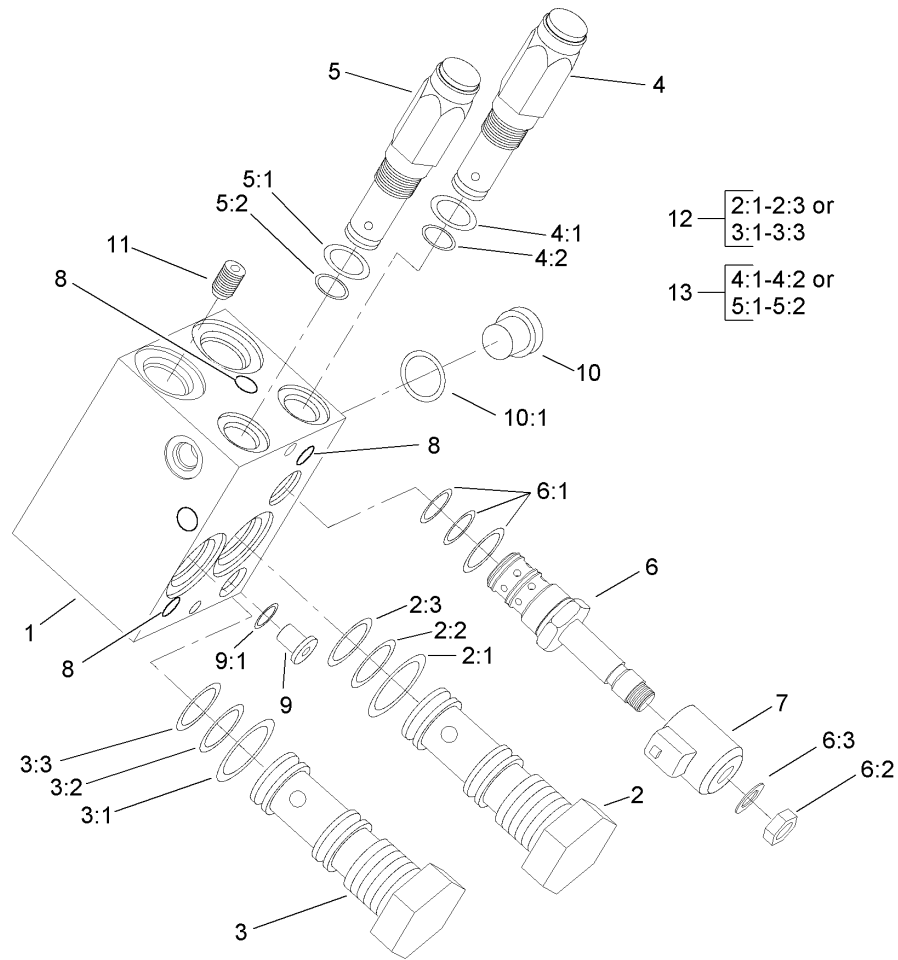
--	--	--	--



Power-Take-Off Manifold Assembly No. 106-2039

Ref	Part No.	Qty.	Description
①		1	Body
2	104-4297	1	Cartridge-Spool Logic
②2:1		1	Seal-Dust
②2:2		1	Seal-Dust
②2:3		1	Seal-Dust
3	104-4298	1	Cartridge-Spool Logic
③3:1		1	Seal-Dust
③3:2		1	Seal-Dust
③3:3		1	Seal-Dust
4	95-5635	1	Valve-Relief
④4:1		1	Seal-Dust
④4:2		1	Seal-Dust
5	104-4273	1	Cartridge-Relief, Pilot
⑤5:1		1	Seal-Dust
⑤5:2		1	Seal-Dust
6	95-5638	1	Valve-Solenoid
6:1	95-5917	1	Seal Kit
6:2	3220-4	1	Nut-Jam
6:3	108-1505	1	Seal-Washer
7	105-7340	1	Coil ASM
⑧		5	Plug (7 Mm)
9	353-990	1	Plug
9:1	237-78	1	O-Ring
10	353-988	1	Plug-Hex

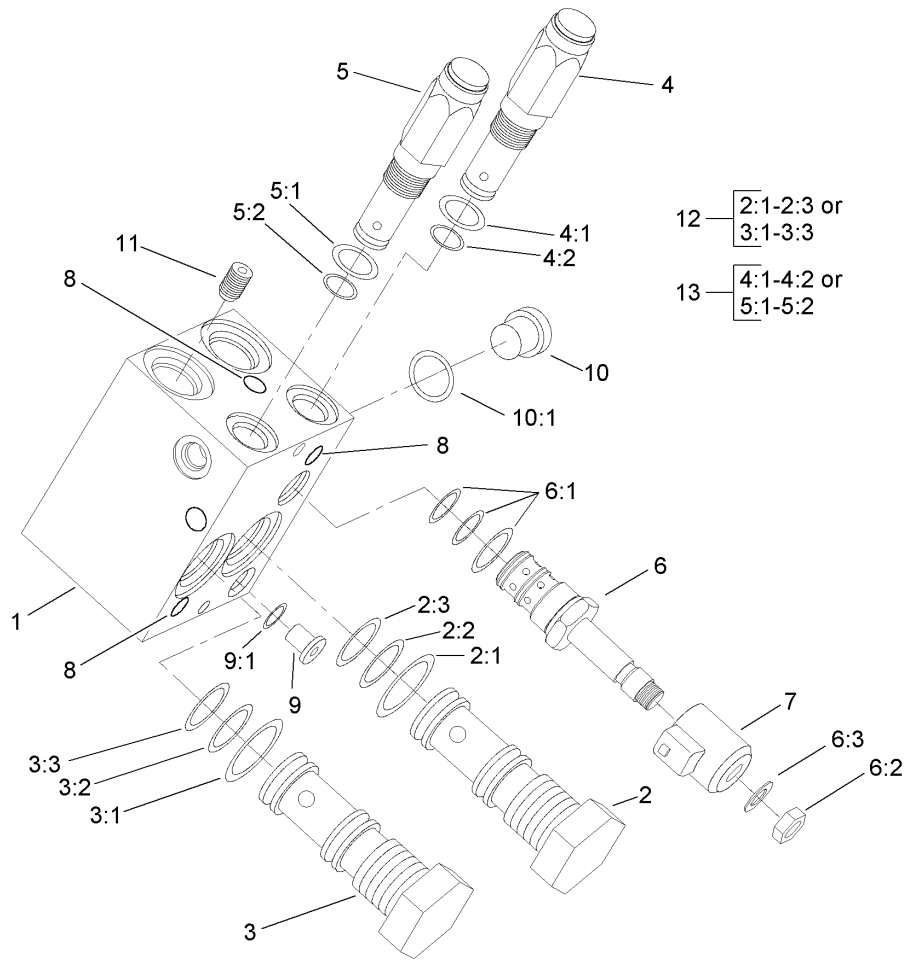
Ref	Part No.	Qty.	Description
10:1	237-79	1	O-Ring
11	3246-17	1	Setscrew-HSH
12	95-5644	2	Seal Kit
13	95-5645	2	Seal Kit



Power-Take-Off Manifold Assembly No. 100-3055

Ref	Part No.	Qty.	Description
①		1	Body
2	104-4297	1	Cartridge-Spool Logic
②2:1		1	Seal-Dust
②2:2		1	Seal-Dust
②2:3		1	Seal-Dust
3	104-4298	1	Cartridge-Spool Logic
③3:1		1	Seal-Dust
③3:2		1	Seal-Dust
③3:3		1	Seal-Dust
4	95-5635	1	Valve-Relief
④4:1		1	Seal-Dust
④4:2		1	Seal-Dust
5	104-4273	1	Cartridge-Relief, Pilot
⑤5:1		1	Seal-Dust
⑤5:2		1	Seal-Dust
6	95-5638	1	Valve-Solenoid
6:1	95-5917	1	Seal Kit
6:2	3220-4	1	Nut-Jam
6:3	108-1505	1	Seal-Washer
7	105-7340	1	Coil ASM
⑧8		5	Plug (7 Mm)
9	353-990	1	Plug
9:1	237-78	1	O-Ring
10	353-988	1	Plug-Hex

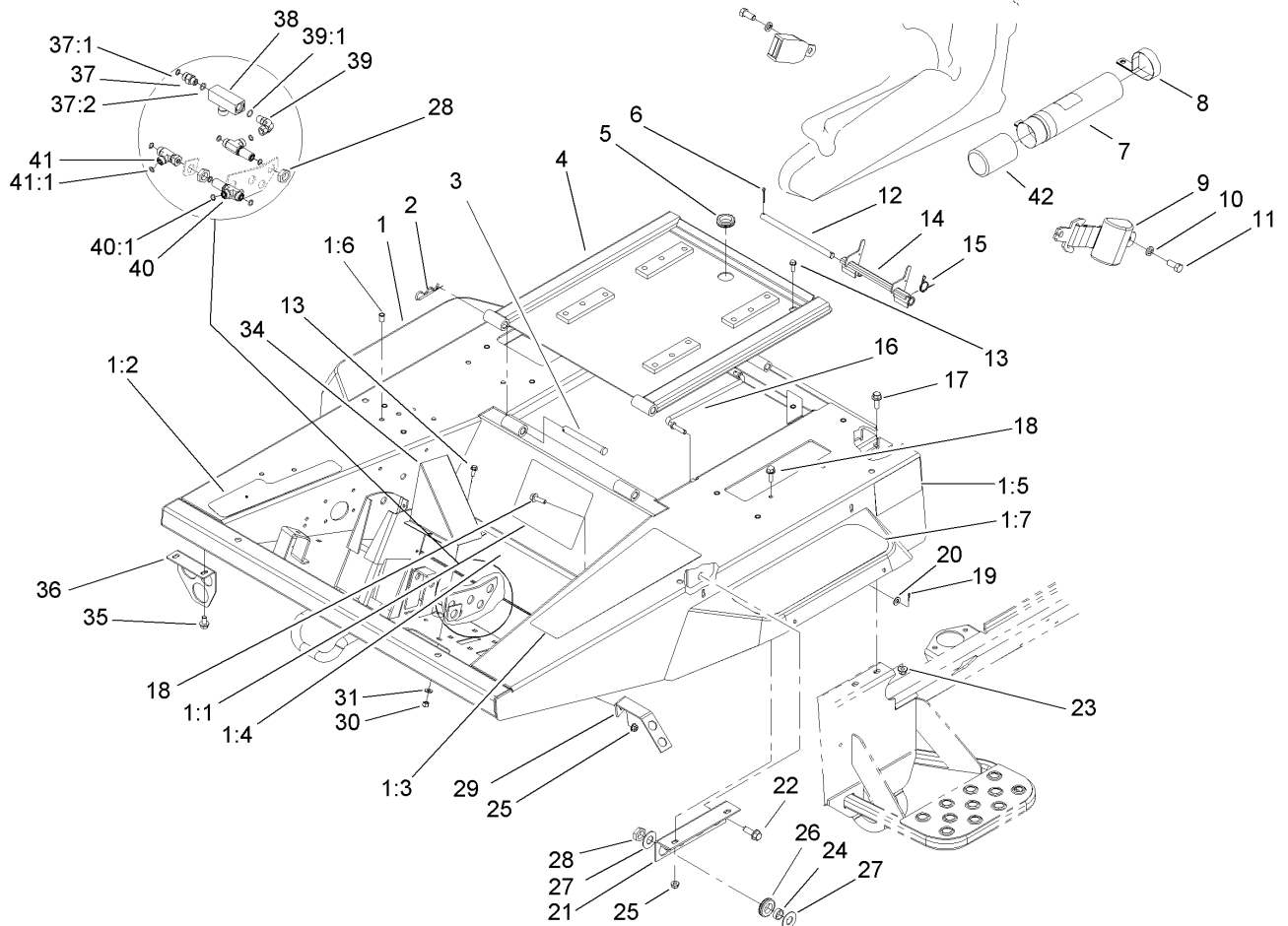
Ref	Part No.	Qty.	Description
10:1	237-79	1	O-Ring
11	104-4276	1	Plug-Orifice
12	95-5644	2	Seal Kit
13	95-5645	2	Seal Kit



Power-Take-Off Manifold Assembly No. 105-4562

Ref	Part No.	Qty.	Description
①		1	Body
2	104-4297	1	Cartridge-Spool Logic
②2:1		1	Seal-Dust
②2:2		1	Seal-Dust
②2:3		1	Seal-Dust
3	104-4298	1	Cartridge-Spool Logic
③3:1		1	Seal-Dust
③3:2		1	Seal-Dust
③3:3		1	Seal-Dust
4	105-4564	1	Valve-Relief
④4:1		1	Seal-Dust
④4:2		1	Seal-Dust
5	104-4273	1	Cartridge-Relief, Pilot
⑤5:1		1	Seal-Dust
⑤5:2		1	Seal-Dust
6	95-5638	1	Valve-Solenoid
6:1	95-5917	1	Seal Kit
6:2	3220-4	1	Nut-Jam
6:3	108-1505	1	Seal-Washer
7	105-7340	1	Coil ASM
⑧8		5	Plug (7 Mm)
9	353-990	1	Plug
9:1	237-78	1	O-Ring
10	353-988	1	Plug-Hex

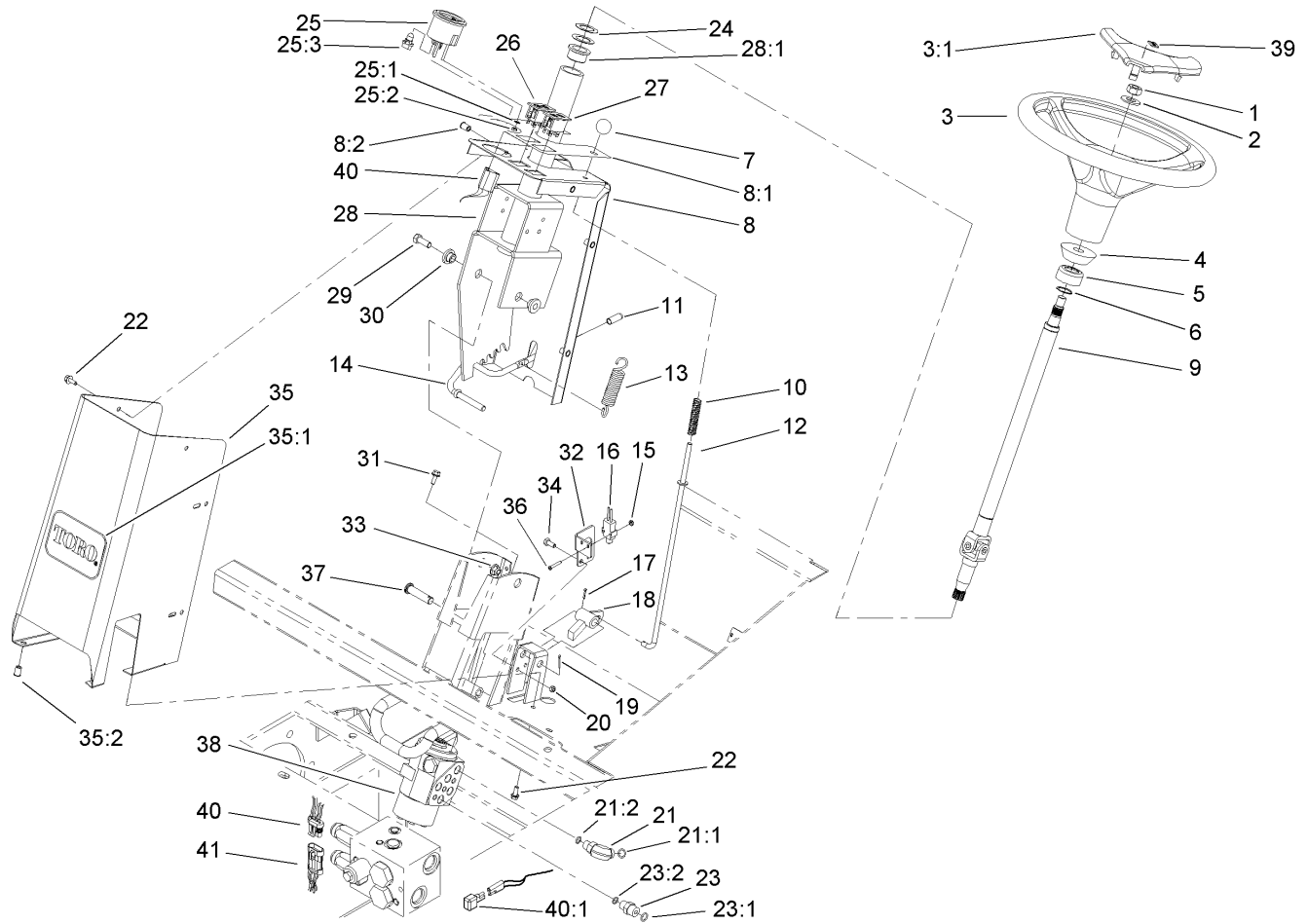
Ref	Part No.	Qty.	Description
10:1	237-79	1	O-Ring
11	104-4276	1	Plug-Orifice
12	95-5644	2	Seal Kit
13	95-5645	2	Seal Kit



Platform and Seat Base Assembly

Ref	Part No.	Qty.	Description
1	105-7350	1	Platform ASM
1:1	106-6764	1	Decal-Operating Instruction, Ce
1:2	104-3599	1	Decal-Pedal, Traction
1:3	93-5507	1	Abrasive-Platform
1:4	93-5349	2	Abrasive-Floor
1:5	94-8099	2	Decal
1:6	32148-6	14	Insert-Nut
1:7	105-7375	1	Abrasive-Platform
2	3290-355	2	Pin-Hair
3	93-5343	2	Pin-Clevis
4	100-3060-03	1	Seat Plate ASM
5	240-5	1	Grommet-Rubber
6	3272-11	2	Pin-Cotter
7	104-7050	1	Housing-Manual
8	2412-133	2	R-Clamp
9	110-0413	1	Seatbelt-Retractable
10	3253-6	2	Washer-Lock
11	3212-4	2	Screw-HH
12	93-5366	1	Shaft-Latch
13	3234-4	3	Screw-HHF
14	93-5363	1	Latch ASM
15	93-5367	1	Spring-Torsion
16	93-5338	1	Rod-Prop
17	3234-42	2	Screw-HHF

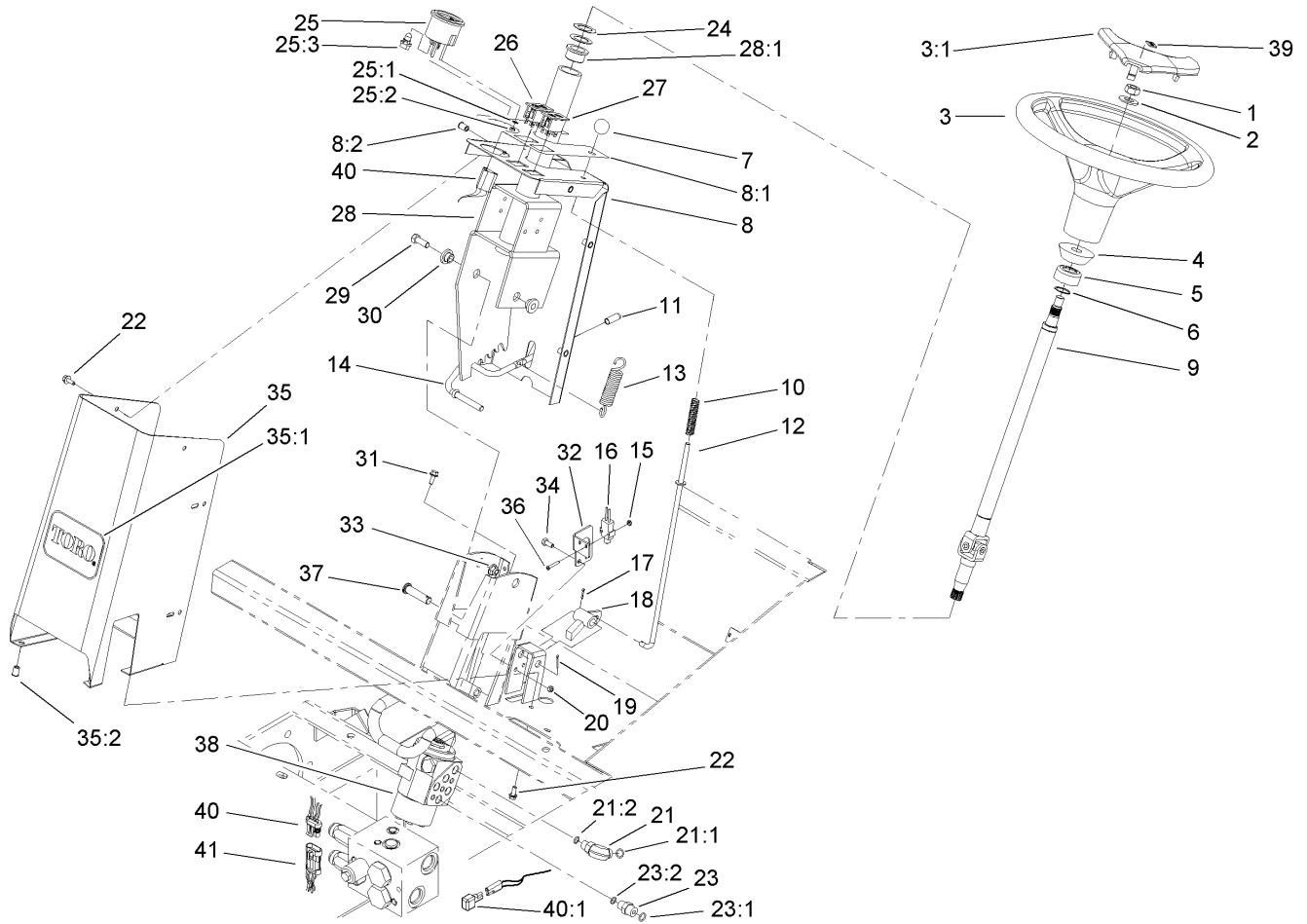
Ref	Part No.	Qty.	Description
18	3234-29	3	Screw-HHF
19	3272-5	2	Pin-Cotter
20	3256-23	2	Washer-Flat
21	100-3149-03	1	Bracket-Bulkhead
22	32144-67	2	Screw
23	104-8301	2	Nut-Flange, NI
24	69-8970	4	Spacer
25	104-8300	3	Nut-Flange, NI
26	240-4	4	Grommet-Rubber
27	69-8940	8	Washer
28	340-70	6	Nut-Lock
29	100-5500-03	1	Support
30	3296-42	2	Nut-Lock, NI
31	3256-22	2	Washer-Flat
34	100-3045-01	1	Cover-Tubes
35	32144-14	4	Screw-HWHTF
36	105-7489-01	1	Bracket-Bulkhead, RH
36	105-7373-01	1	Bracket-Bulkhead, LH
37	340-2	1	Fitting-HYD, Straight
37:1	237-22	1	O-Ring
37:2	237-42	1	O-Ring
38	98-9742	1	Valve-Control, Flow
39	340-110	1	Fitting-Swivel, 90 DEG
39:1	237-42	1	O-Ring



Steering Tower Assembly

Ref	Part No.	Qty.	Description
1	108-9342	1	Nut-Hex
2	3256-27	1	Washer-Flat
3	98-1471	1	Wheel-Steering
3:1	98-1468	1	Cover-Wheel, Steering
4	93-5429	1	Collar-Foam
5	93-5439	1	Seal-Steering
6	32151-29	2	Ring-Retaining
7	93-5312	1	Knob
8	104-2274	1	Tower Cover ASM
8:1	104-2277	1	Decal-Tower
8:2	32148-6	6	Insert-Nut
9	93-5428	1	Steering Shaft ASM
10	71-8310	1	Spring-Compression
11	93-5446	1	Cap-Vinyl
12	104-8308	1	Rod ASM
13	93-5985	1	Spring-Extension
14	93-5989	1	Rod-Tilt
15	3296-9	2	Nut-Lock
16	99-3410	1	Switch
17	3272-5	1	Pin-Cotter
18	93-5276-03	1	Brake Pawl ASM
19	3272-6	1	Pin-Cotter
20	3296-42	2	Nut-Lock, NI
21	340-77	1	Fitting-HYD, 90 DEG

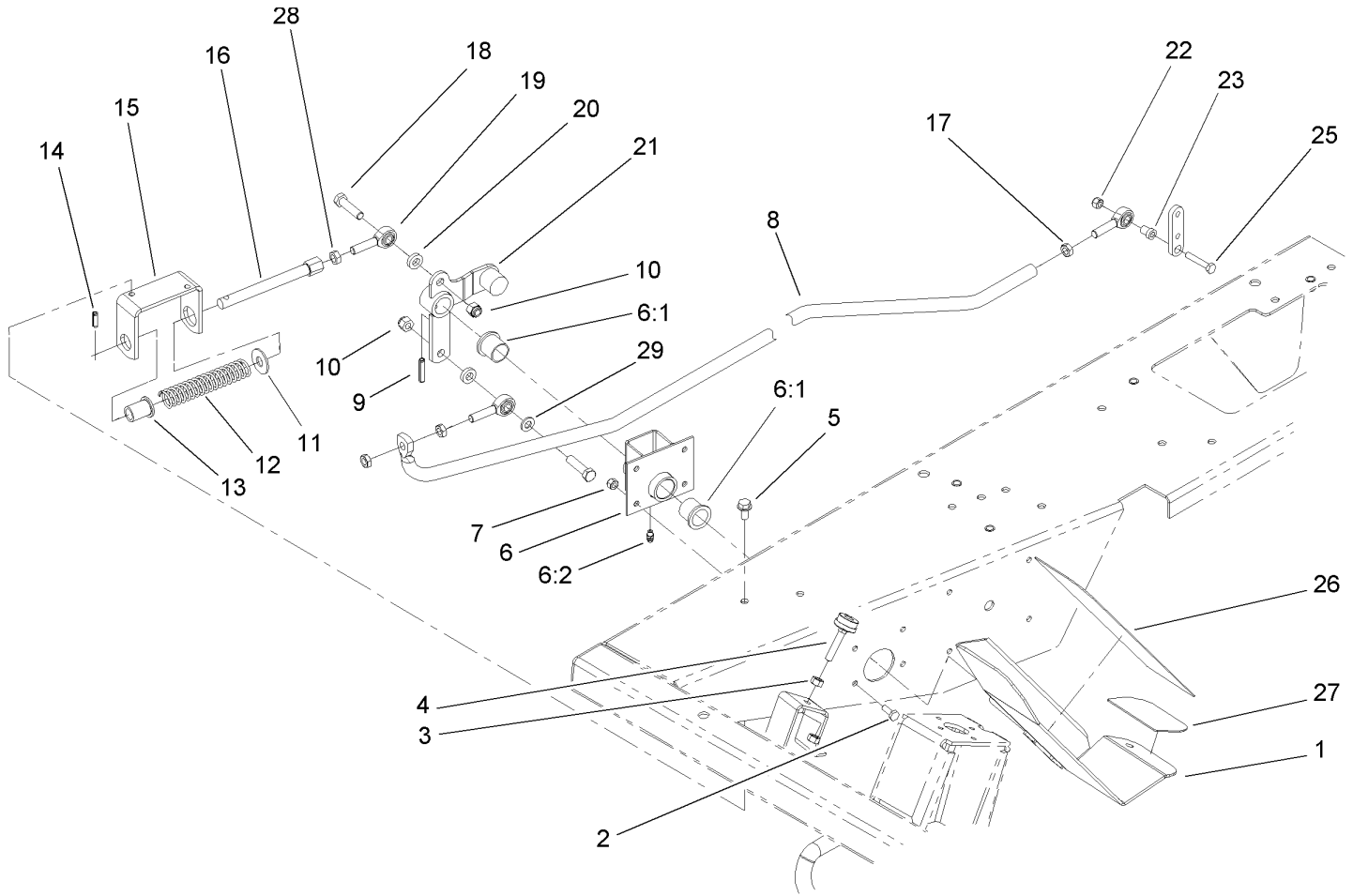
Ref	Part No.	Qty.	Description
21:1	237-22	1	O-Ring
21:2	237-42	1	O-Ring
22	3234-33	10	Screw-HHF
23	340-2	4	Fitting-HYD, Straight
23:1	237-22	1	O-Ring
23:2	237-42	1	O-Ring
24	9547	4	Washer-Thrust
25	98-9308	1	Gauge-Temperature
25:1	3254-1	3	Washer-Lock, Int
25:2	3217-27	3	Nut-Hex
25:3	105-9265	1	Bulb And Lamp ASM
26	100-8070	1	Lamp-Warning
27	100-8071	1	Lamp-Warning
28	104-8332	1	Steering Column ASM
28:1	256-132	2	Bushing-Flange
29	323-6	2	Screw-HH
30	93-5988	2	Hub-Pivot
31	33103-016	4	Screw-HHF
32	104-0128	1	Bracket-Switch
33	104-8301	2	Nut-Flange, NI
34	321-3	2	Screw-HH
35	100-3038	1	Steering Tower ASM
35:1	67-1300	1	Decal
35:2	32148-6	4	Insert-Nut



Steering Tower Assembly (continued)

Ref	Part No.	Qty.	Description
36	3250-35	2	Screw-PPH
37	283-5	1	Pin-Clevis
38	114-5074	1	Steering Control ASM
39	98-1459	1	Decal
40	105-7476	1	Harness-Wire, Front
40:1	100-4918	1	Diode
41	106-7160	1	Harness-Wire, Jumper
●41:1	100-4918	1	Diode

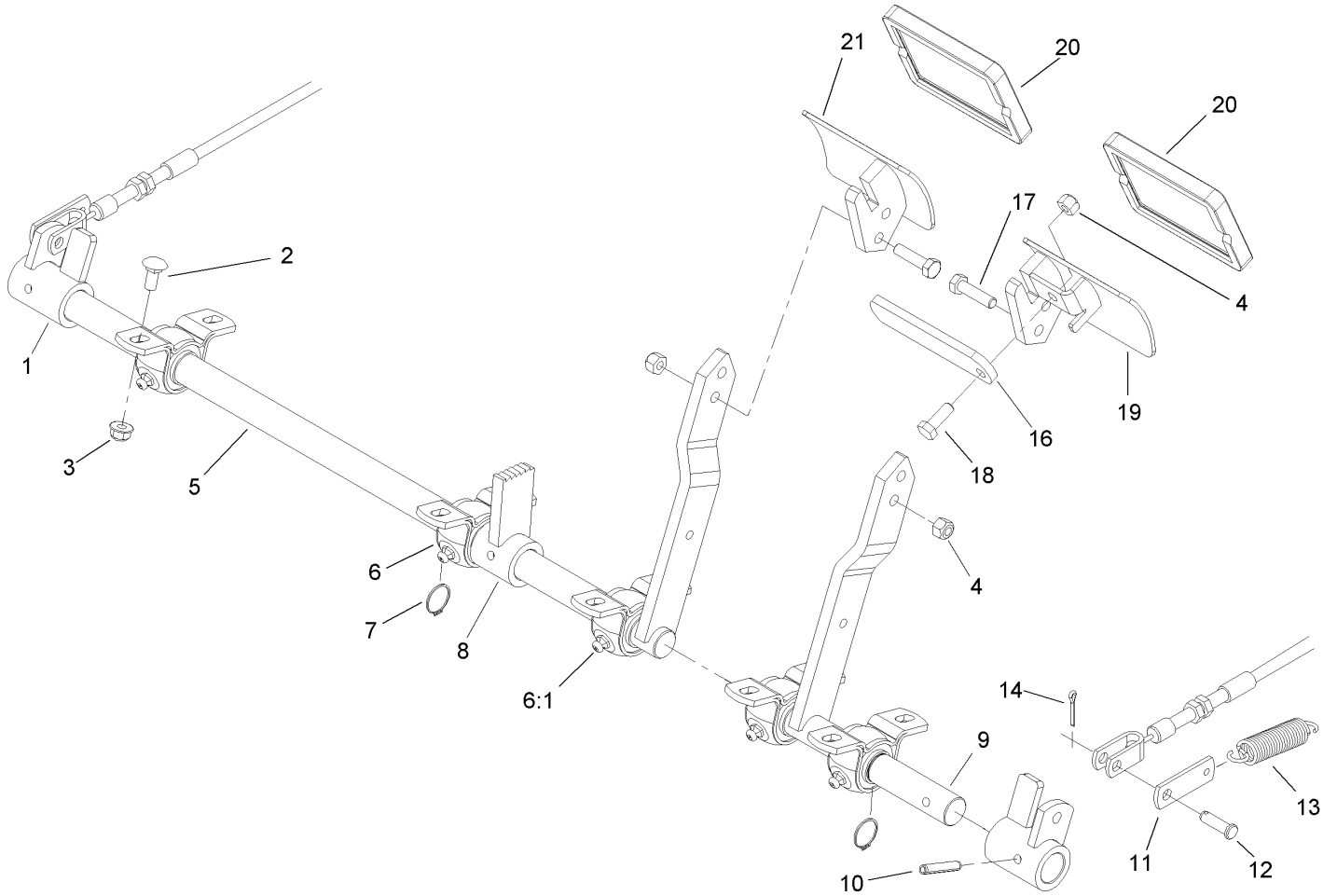
--	--	--	--



Traction Pedal and Linkage Assembly

Ref	Part No.	Qty.	Description
1	93-5133-01	1	Traction Pedal ASM
2	321-4	4	Screw-HH
3	3217-6	2	Nut-Hex
4	32141-36	1	Screw-Adjustment, Level
5	32144-14	2	Screw-HWHTF
6	104-3565	1	Pedal Bracket ASM
6:1	256-10	2	Bushing-Flange
6:2	302-5	1	Fitting-Grease
7	3296-42	4	Nut-Lock, NI
8	100-3136-03	1	Rod-Traction
9	32121-9	1	Pin-Roll, Slotted
10	3296-39	2	Nut-Lock, NI
11	3256-5	1	Washer-Flat
12	84-9100	1	Spring
13	92-7610	1	Retainer-Spring
14	32121-11	1	Pin-Roll
15	100-3137-03	1	Bracket-Spring
16	92-7609	1	Shaft-Spring
17	3220-3	3	Nut-HJ
18	323-8	2	Screw-HH
19	2411-36	3	Bearing-End, Rod
20	80-7730	2	Spacer
21	100-3138	1	Lever-Traction
22	3296-42	1	Nut-Lock, NI

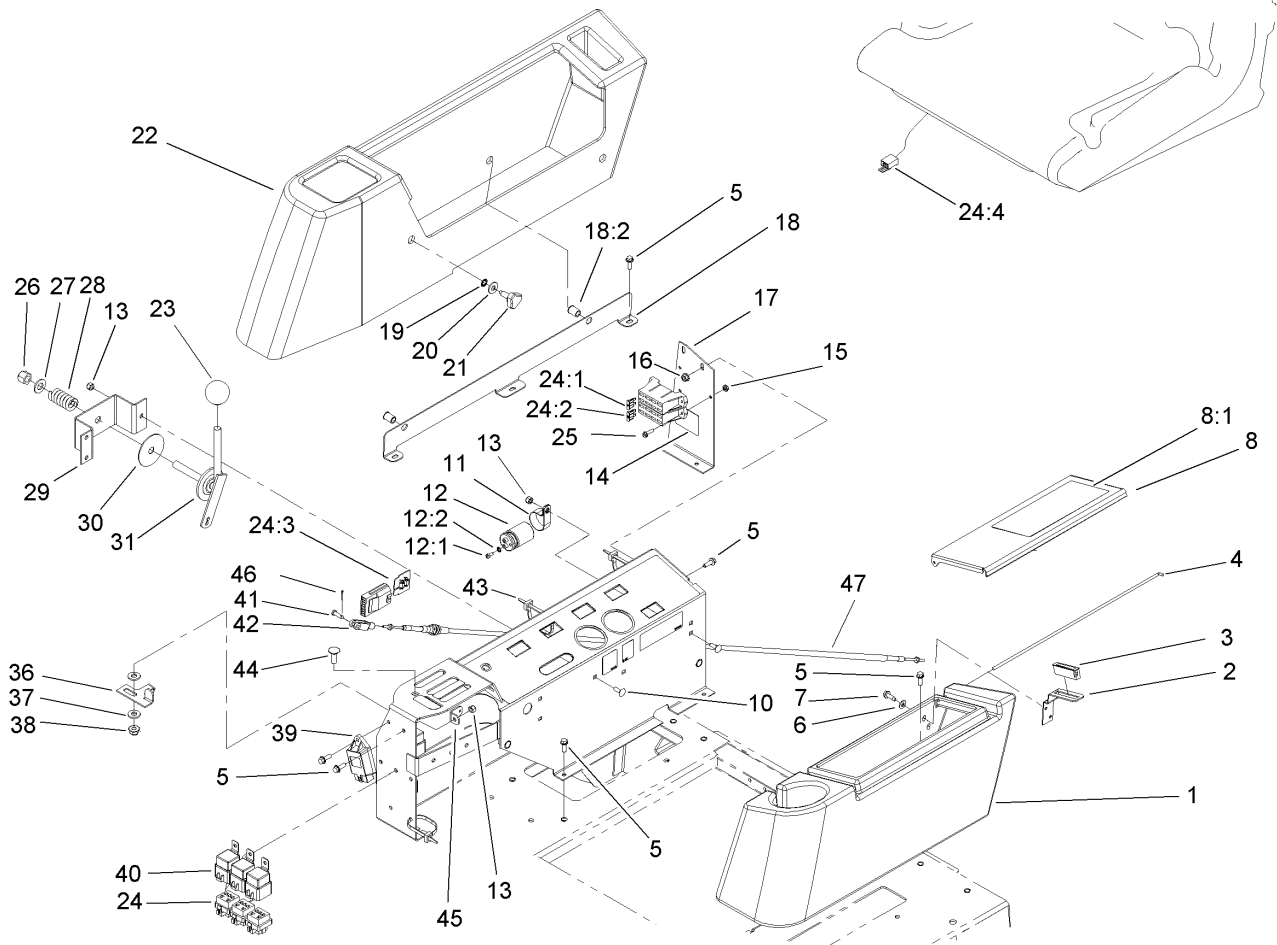
Ref	Part No.	Qty.	Description
23	104-7517	1	Spacer
25	321-9	1	Screw-HH
26	93-5347	1	Abrasive-Pedal
27	93-5368	1	Abrasive-Pedal
28	3219-3	1	Nut-Hex
29	3256-24	1	Washer-Flat



Brake Pedal and Linkage Assembly

Ref	Part No.	Qty.	Description
1	100-3002-03	2	Brake Lever ASM
2	3230-1	10	Bolt-CARR
3	104-8300	10	Nut-Flange, NI
4	3296-29	5	Nut-Lock, NI
5	100-3000-03	1	RH Brake Arm ASM
6	93-4849	5	Bearing-Block, Pillow
6:1	302-5	1	Fitting-Grease
7	32151-83	3	Ring-Snap
8	93-5475-03	1	Brake Latch ASM
9	100-2997-03	1	LH Brake Arm ASM
10	32121-15	3	Pin-Roll
11	100-5540	2	Strap-Brake
12	283-61	2	Pin-Yoke
13	93-5262	2	Spring-Extension
14	3272-6	2	Pin-Cotter
16	93-5568	1	Arm-Lock
17	322-6	4	Screw-HH
18	322-4	1	Screw-HH
19	105-4553-03	1	LH Pedal ASM
20	93-8743	2	Footpad-Turn
21	105-4554-03	1	RH Pedal ASM

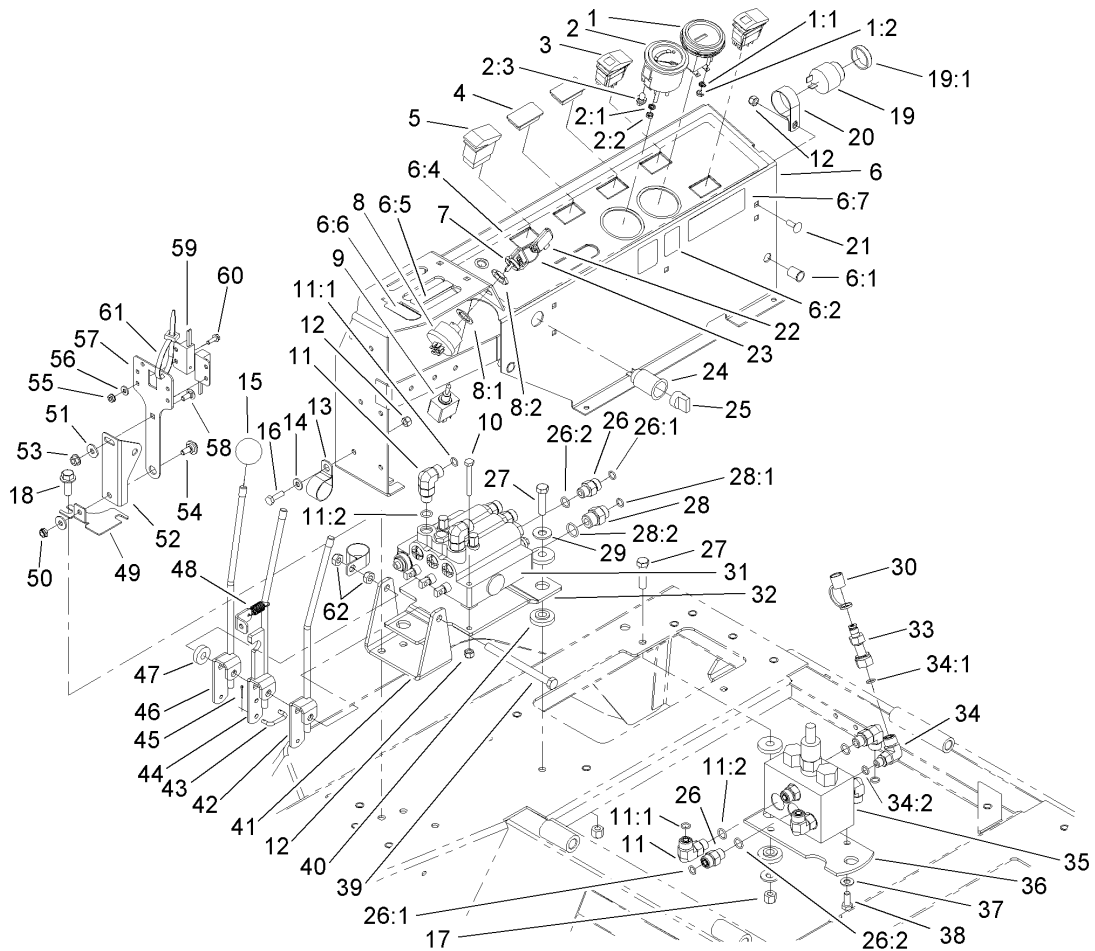
--	--	--	--



Control Console and Tool Box Assembly

Ref	Part No.	Qty.	Description
1	104-7515	1	Housing-Box, Tool
2	104-7545	1	Bracket-Latch
3	58-4250	1	Catch-Magnetic
4	104-7548	1	Rod-Hinge
5	3234-4	20	Screw-HHF
6	3256-22	2	Washer-Flat
7	32104-95	2	Screw-HWH
8	104-8321	1	Tool Box Cover ASM
8:1	106-6752	1	Decal-Warning
10	3229-1	5	Screw-CARR
11	2412-74	2	R-Clamp
12	37-2690	2	Capacitor
12:1	3252-18	2	Screw
12:2	3254-1	2	Washer-Lock, Int
13	3296-42	10	Nut-Lock, NI
14	110-3286	1	Decal-Fuse
15	32149-7	2	Nut-Keps
16	32128-33	2	Nut-HF
17	105-0785-03	1	Support-Panel, Control
18	105-0780	1	Console Support ASM
18:2	32148-9	2	Insert-Nut
19	32151-72	4	Ring-Retaining
20	3256-3	4	Washer-Flat
21	95-9648	4	Knob

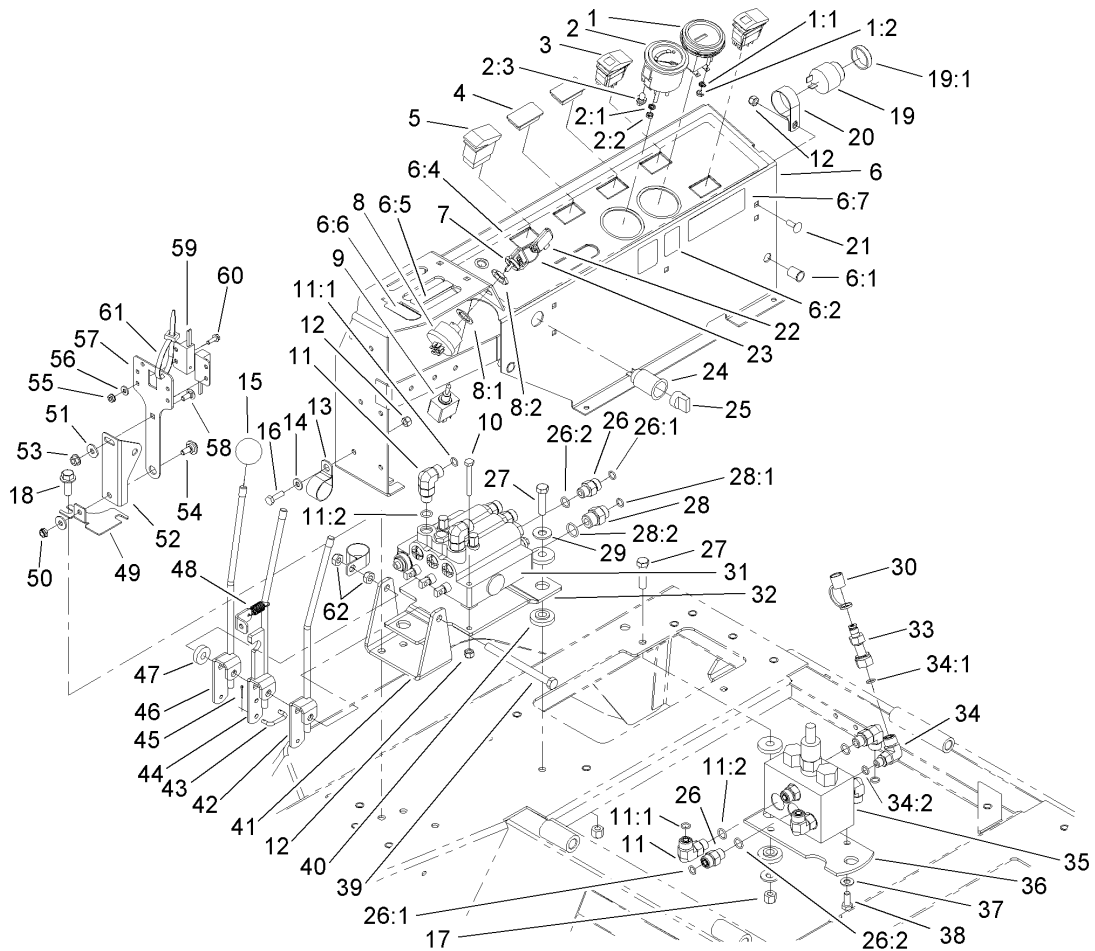
Ref	Part No.	Qty.	Description
22	104-7514	1	Housing-Console
23	233-48	1	Knob
24	105-7474	1	Harness-Wire, Console
24:1	110928	1	Fuse-5 Amp
24:2	218-578	4	Fuse-10 Amp
24:3	92-3188	1	Diode-Board, Circuit
24:4	107-4305	1	Harness-Wire, Seat
25	32105-13	2	Screw-HWH
26	3296-23	1	Nut-Lock, NI
27	3256-26	1	Washer-Flat
28	3-8596	1	Spring-Compression
29	104-7539-03	1	Bracket-Pivot
30	3-2858	1	Disc-Friction
31	104-7538	1	Throttle Lever ASM
36	104-7543	1	Stop-Lever, Lift
37	66-2920	2	Washer-Friction
38	104-8301	1	Nut-Flange, NI
39	98-7611	1	Controller-Glow
40	99-7430	7	Relay
41	283-67	1	Pin-Clevis
42	282-28	1	Clevis-Adjustable
43	3290-378	5	Tie-Cable
44	3231-22	1	Screw-CARR
45	106-7164	1	Bracket-Spring



Control Console Assembly

Ref	Part No.	Qty.	Description
1	66-2950	1	Gauge-Hourmeter
1:1	3255-20	2	Washer-Lock
1:2	3217-25	2	Nut-Hex
2	98-9339	1	Gauge-Fuel
2:1	3254-1	3	Washer-Lock, Int
2:2	3217-27	3	Nut-Hex
2:3	105-9265	1	Bulb And Lamp ASM
3	100-8072	2	Switch
4	99-7420	2	Plug-Hole
5	95-8999	1	Switch
6	106-6751	1	Control Panel ASM
6:1	32148-9	2	Insert-Nut
6:2	93-7252	1	Decal
6:4	106-2046	1	Decal-Panel, Control
6:5	104-8324	1	Decal-Lift
6:6	104-8325	1	Decal-Lock
6:7	104-0131	1	Decal-Ansi
7	63-8360	1	Key-Ignition
8	88-9830	1	Key Switch ASM
8:1	3254-5	1	Washer-Tooth
8:2	218-461	1	Nut-HH
9	93-5270	1	Switch-PTO
10	321-11	2	Screw-HH
11	340-77	6	Fitting-HYD, 90 DEG

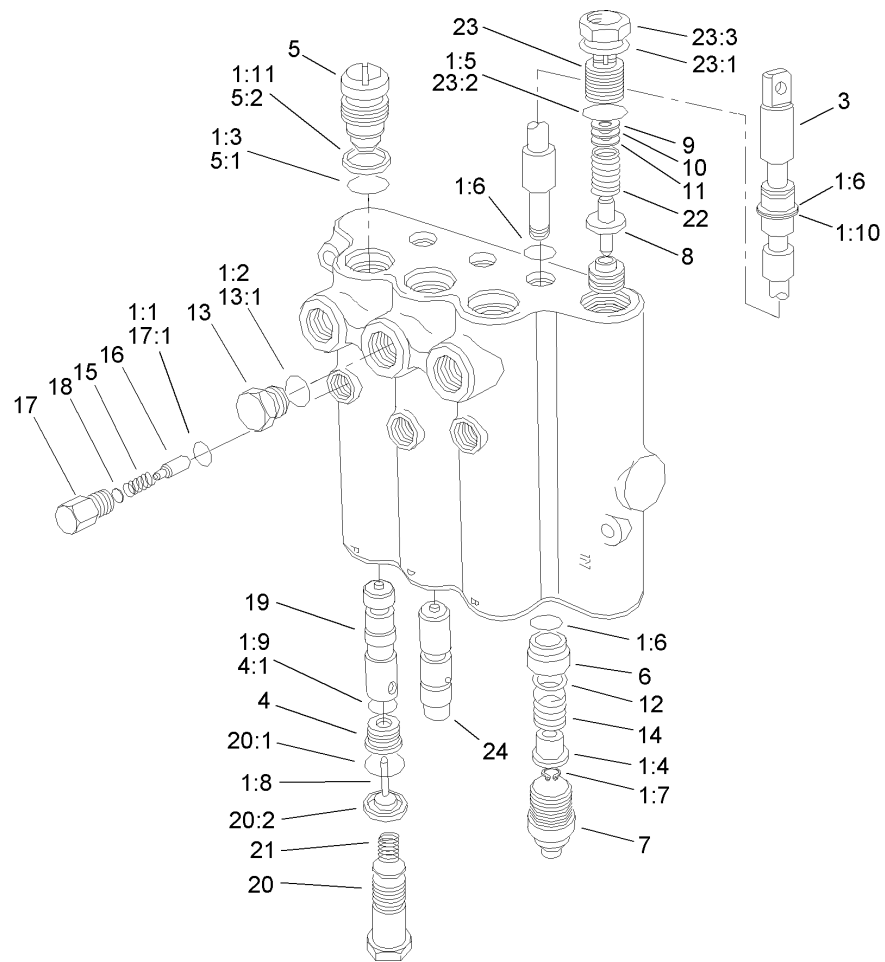
Ref	Part No.	Qty.	Description
11:1	237-22	1	O-Ring
11:2	237-42	1	O-Ring
12	3296-42	4	Nut-Lock, NI
13	2412-126	2	R-Clamp
14	3256-22	1	Washer-Flat
15	233-42	3	Knob
16	321-5	1	Screw-HH
17	3296-39	7	Nut-Lock, NI
18	3234-42	2	Screw-HHF
19	80-9330	1	Alarm-Audio
19:1	104-5107	1	Nut-Plastic, Knurled
20	2412-74	1	R-Clamp
21	3229-1	1	Screw-CARR
22	99-8970	1	Key-Latch, Hood
23	98-9321	1	Ring-Key
24	99-7411	1	Point-Power
25	99-7416	1	Cap
26	340-2	5	Fitting-HYD, Straight
26:1	237-22	1	O-Ring
26:2	237-42	1	O-Ring
27	323-8	5	Screw-HH
28	340-3	1	Adapter
28:1	237-22	1	O-Ring
28:2	237-79	1	O-Ring



Control Console Assembly (continued)

Ref	Part No.	Qty.	Description
29	3256-4	5	Washer-Flat
30	354-79	1	Cap-Dust
31	69-1780	1	Control Valve ASM
32	105-0789-03	1	Bracket-Valve
33	86-5480	1	Nipple-Test
34	340-97	1	Fitting-HYD, 90 DEG
34:1	237-22	1	O-Ring
34:2	237-78	1	O-Ring
35	104-0788	1	Valve ASM
36	104-2231-03	1	Plate-Valve
37	3256-23	2	Washer-Flat
38	322-3	2	Screw-HH
39	323-38	1	Screw-HH
40	240-11	10	Bushing-Flange
41	105-0788-03	1	Bracket-Pivot
42	100-3123	1	LH Lever ASM
43	69-9140	3	Link-Lever, Valve
44	106-7161	1	Lever ASM
45	3272-1	6	Pin-Cotter
46	100-3121	1	RH Lever ASM
47	62-6660	1	Spacer
48	105-3938	1	Spring-Extension
49	107-0187	1	Plate-Tab
50	3296-56	1	Nut-Lock, NI

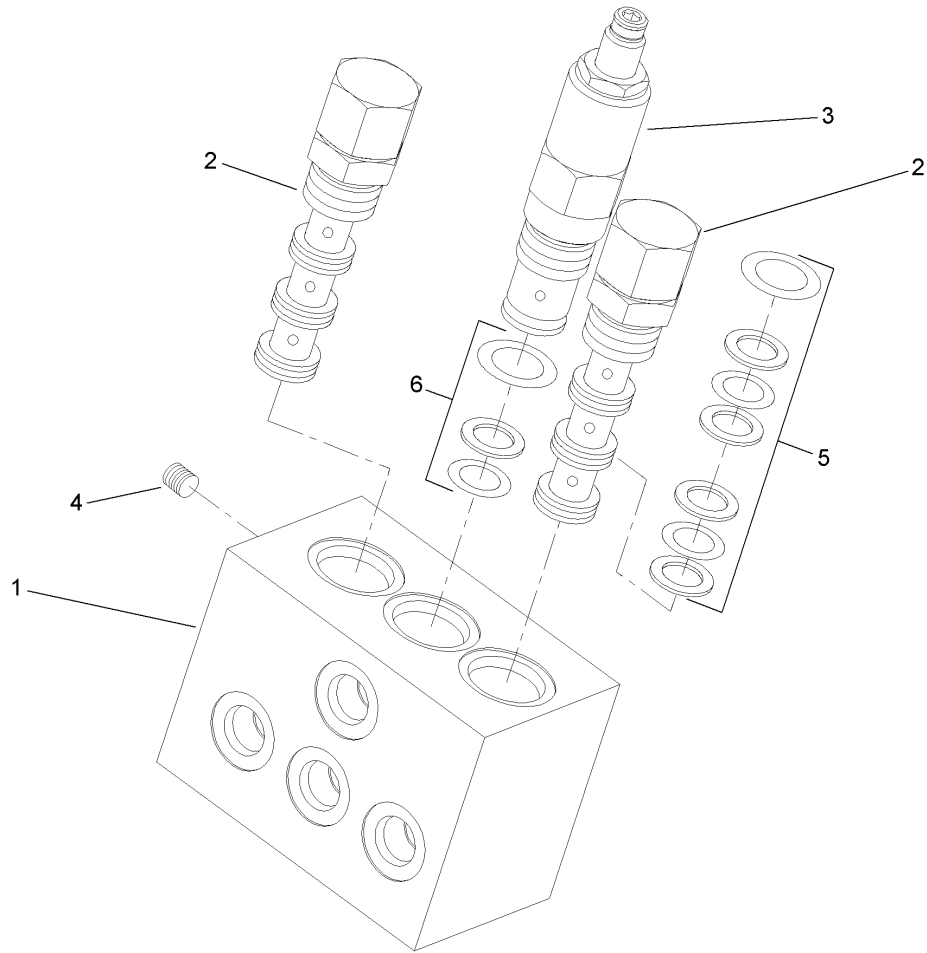
Ref	Part No.	Qty.	Description
51	3256-78	2	Washer-Flat
52	107-0186	1	Bracket-Lever
53	32128-33	1	Nut-HF
54	95-1870	1	Screw-Shoulder
55	32149-7	4	Nut-Keps
56	3256-14	4	Washer-Flat
57	107-0185	1	Plate-Switch
58	3229-11	1	Screw-CARR
59	100-1270	2	Switch-Proximity
60	32105-2	4	Screw-SHWH
61	3290-378	1	Tie-Cable
62	3296-59	2	Nut-Lock, NI



Control Valve Assembly No. 69-1780

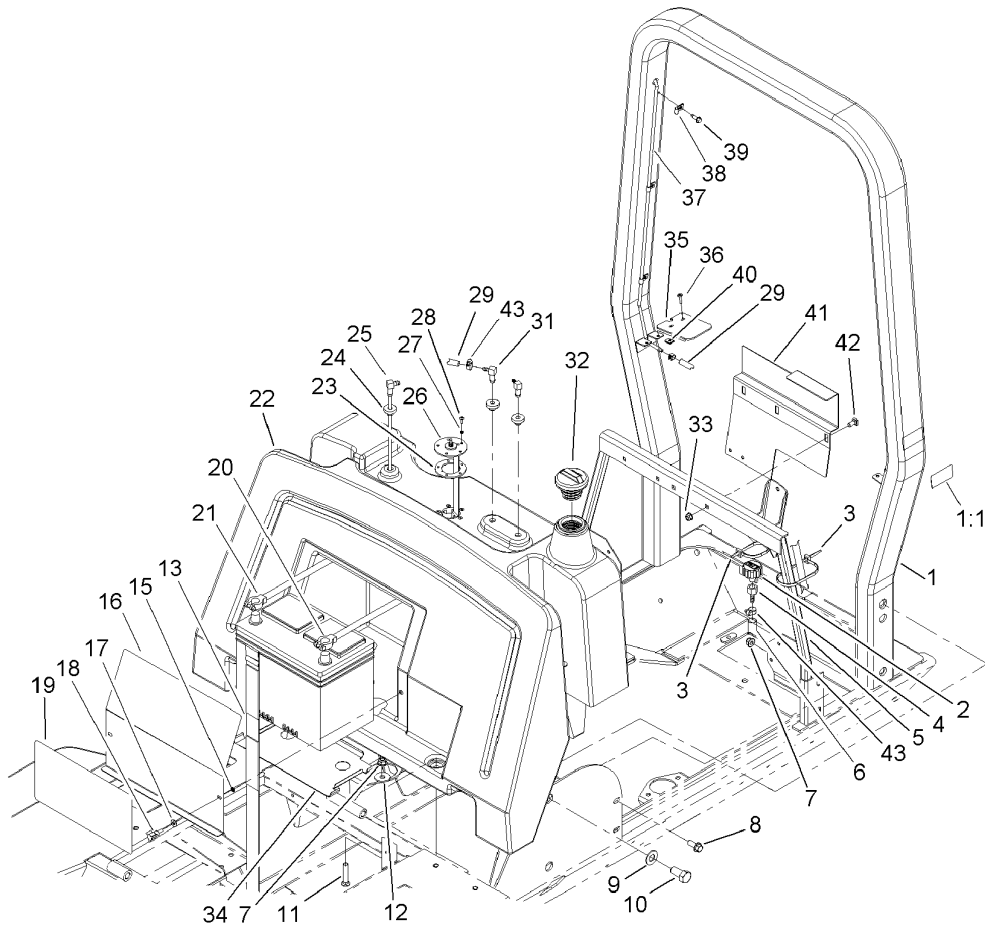
Ref	Part No.	Qty.	Description
1	60-3780	1	Seal Kit
1:1	58-6790	3	O-Ring
1:2	58-6720	3	O-Ring
1:3	60-5720	6	O-Ring
1:4	58-6310	6	Spacer
1:5	58-6750	1	O-Ring
1:6	58-6450	6	O-Ring
1:7	58-6460	3	Ring-Retaining
1:8	58-6290	3	Poppet
1:9	58-6340	3	O-Ring
1:10	58-6320	3	Wiper
1:11	58-6370	1	Washer
23		1	Spool
4	58-6330	3	Seat
4:1	58-6340	1	O-Ring
5	58-6350	3	Plug
5:1	60-5720	1	O-Ring
5:2	58-6370	1	Washer
6	58-6400	3	Bushing
7	58-6420	3	Cap
8	92-2568	1	Poppet
9	58-6470	1	Washer
10	58-6480	1	Washer
11	58-6490	1	Washer

Ref	Part No.	Qty.	Description
12	65-2770	3	Washer
13	58-6710	1	Plug
13:1	58-6720	1	O-Ring
14	58-6730	3	Spring
15	58-6760	3	Spring
16	58-6770	3	Plunger
17	58-6780	3	Plug
17:1	58-6790	1	O-Ring
18	60-6450	1	Disc
19	84-6420	2	Plunger
20	69-1800	3	Plug ASM
20:1	60-5720	1	O-Ring
20:2	58-6370	1	Washer
21	69-1810	3	Spring
22	106-0267	1	Spring
23	69-1830	1	Plug ASM
23:1		1	Screw
23:2	58-6750	1	O-Ring
23:3		1	Nut-Lock
24	69-1840	1	Plunger



Valve Assembly No. 104-0788

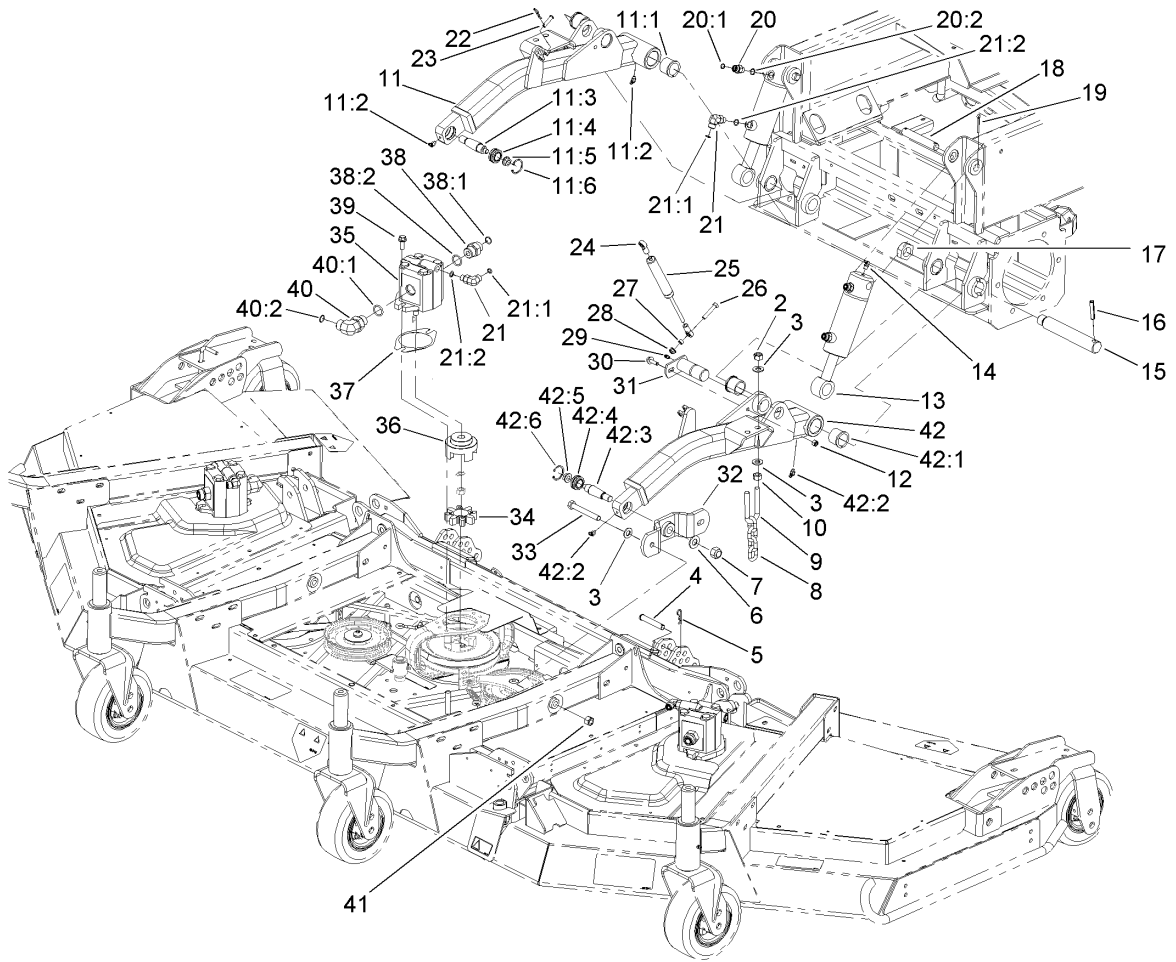
Ref	Part No.	Qty.	Description
②1		1	Manifold
2	104-4295	2	Valve-Pilot
3	104-4296	1	Valve-Relief
②4		1	Plug-Expander
5	99-5502	2	Seal Kit
6	99-5503	1	Seal Kit



Fuel Tank, Battery and Roll-Over Protection System Assembly

Ref	Part No.	Qty.	Description
1	105-2849	1	ROPS ASM
1:1	105-2834	1	Decal-ROPS
2	68-6150	1	Breather
3	3290-378	2	Tie-Cable
4	354-95	1	Fitting-Straight
5	104-0714-03	1	Tank Support ASM
6	110-3259	1	Hose-Fuel
7	104-8301	6	Nut-Flange, NI
8	3234-42	4	Screw-HHF
9	3256-27	4	Washer-Flat
10	327-3	4	Screw-HH
11	3231-6	2	Screw-CARR
12	63-8410	2	Washer
13	94-1445	1	Strap-Battery
15	32151-106	2	Ring-Retaining
16	104-0717-03	1	Cover-Battery
17	3256-22	2	Washer-Flat
18	233-70	2	Knob-Star, Three
19	105-7358	1	Decal-Service
20	104-0761	1	Cable-Negative
21	104-0760	1	Cable-Positive
22	100-8119	1	Tank-Fuel
23	62-7650	1	Gasket
24	46-6560	3	Bushing

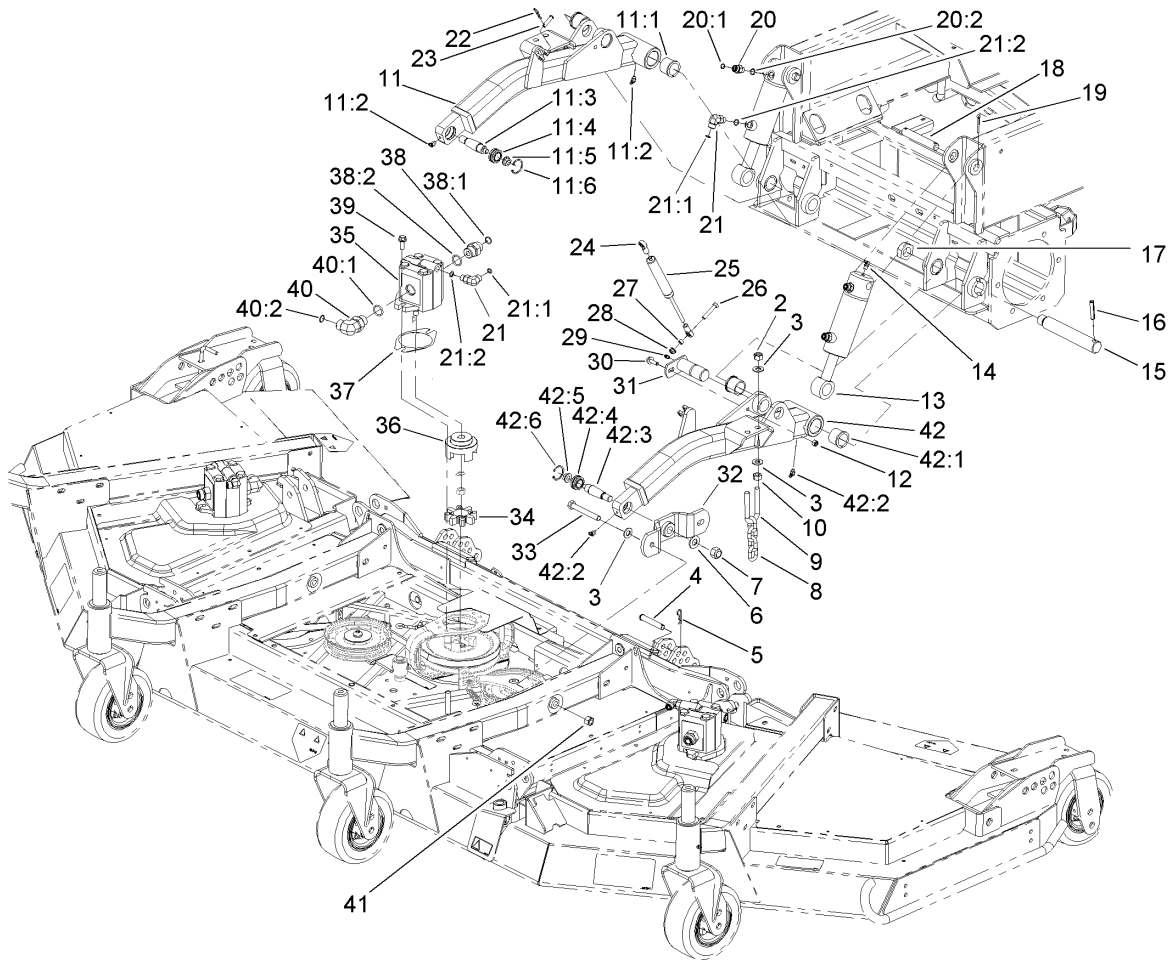
Ref	Part No.	Qty.	Description
25	104-0701	1	Pipe-Stand
26	104-0700	1	Sender-Fuel
27	3253-15	5	Washer-Lock
28	32122-24	5	Screw-PTH
29	110-3255	1	Hose-Fuel
31	104-5228	2	Fitting-Elbow
32	93-3102	1	Cap-Fuel
33	104-8300	2	Nut-Flange, NI
34	105-0774-03	1	Plate-Battery
35	104-8319	2	Cover-Tank
36	3250-13	4	Screw-PPH
37	104-0718	1	Tube-Vent
38	2412-72	3	Clip-Closed, Insulated
39	32104-95	3	Screw-HWH
40	3290-191	4	Nut-Speed
41	104-2286-03	1	Bracket-Tank, Fuel
42	3230-1	2	Bolt-CARR
43	2412-108	3	Clamp-Worm



Front Deck Lift Arm and Cylinder Assembly

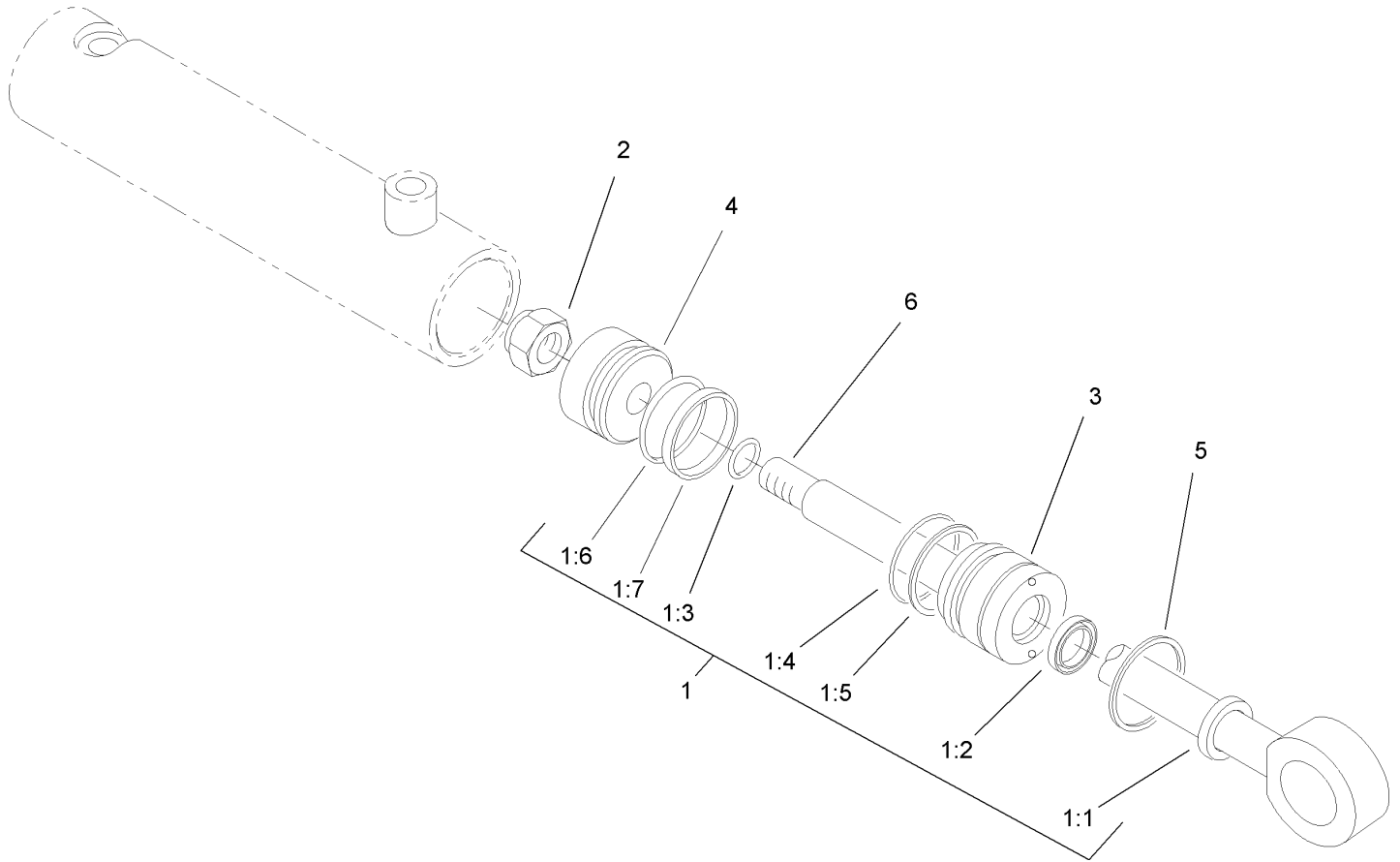
Ref	Part No.	Qty.	Description
2	3296-25	4	Nut-Lock, NI
3	3256-26	12	Washer-Flat
4	283-55	2	Pin-Clevis
5	3290-467	2	Pin-Hair
6	86-1440	2	Washer-Flat
7	3296-41	2	Nut-Lock NI
8	95-6231	2	Chain-HOC
9	104-0108	2	U-Bolt
10	3217-9	4	Nut-HH
11	105-7345	1	RH Arm ASM
11:1	104-0015	2	Bushing-Flange
11:2	302-11	2	Fitting-Lube, 45 DEG
11:3	105-7468	1	Stud-Tapered
11:4	105-7441	1	Bearing-Spherical
11:5	32128-42	1	Nut-HF
11:6	32151-34	1	Ring-Retaining
12	3296-29	2	Nut-Lock, NI
13	107-0189	2	Cylinder-Lift, Center
14	302-33	2	Fitting-Grease
15	100-3017	2	Pin-Arm, Lift
16	32121-110	2	Pin-Roll, Slotted
17	3296-49	2	Nut-Lock, NI
18	105-7456	2	Pin-Pivot
19	3272-23	4	Pin-Cotter

Ref	Part No.	Qty.	Description
20	340-2	3	Fitting-HYD, Straight
20:1	237-22	1	O-Ring
20:2	237-42	1	O-Ring
21	340-77	4	Fitting-HYD, 90 DEG
21:1	237-22	1	O-Ring
21:2	237-42	1	O-Ring
22	3290-467	2	Pin-Hair
23	283-6	2	Pin-Clevis
24	104-8331	4	End-Rod, Spherical
25	105-3249	2	Damper
26	322-9	2	Screw-HH
27	92-6998	2	Spacer-Yoke, Right
28	104-8300	2	Nut-Flange, NI
29	302-5	2	Fitting-Grease
30	3234-29	2	Screw-HHF
31	105-7325	2	Pin ASM
32	106-4336-01	2	Hub Support ASM
33	325-35	4	Screw-HH
34	104-3542	3	Spider
35	99-5489	3	Motor-Gear
36	104-3541	3	Hub-Spider
37	100-5638	3	Shim
38	340-8	3	Adapter
38:1	237-65	1	O-Ring



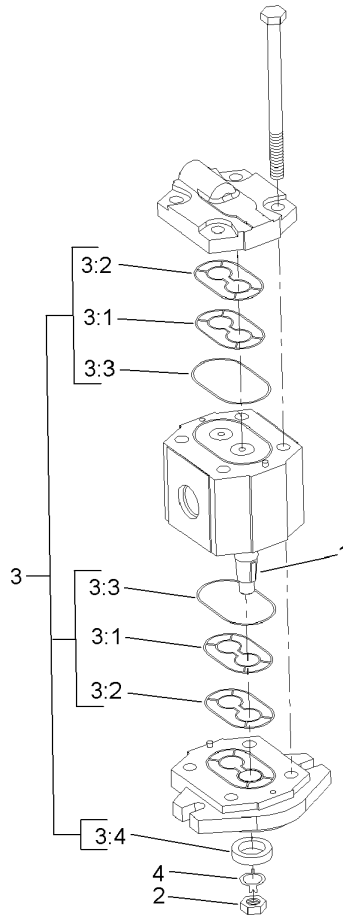
Front Deck Lift Arm and Cylinder Assembly (continued)

Ref	Part No.	Qty.	Description
38:2	237-81	1	O-Ring
39	3234-42	6	Screw-HHF
40	340-139	3	Fitting-HYD, 90 DEG
40:1	237-81	1	O-Ring
40:2	237-65	1	O-Ring
41	32128-23	4	Nut-HF
42	105-7346	1	LH Arm ASM
42:1	104-0015	2	Bushing-Flange
42:2	302-11	2	Fitting-Lube, 45 DEG
42:3	105-7468	1	Stud-Tapered
42:4	105-7441	1	Bearing-Spherical
42:5	32128-42	1	Nut-HF
42:6	32151-34	1	Ring-Retaining



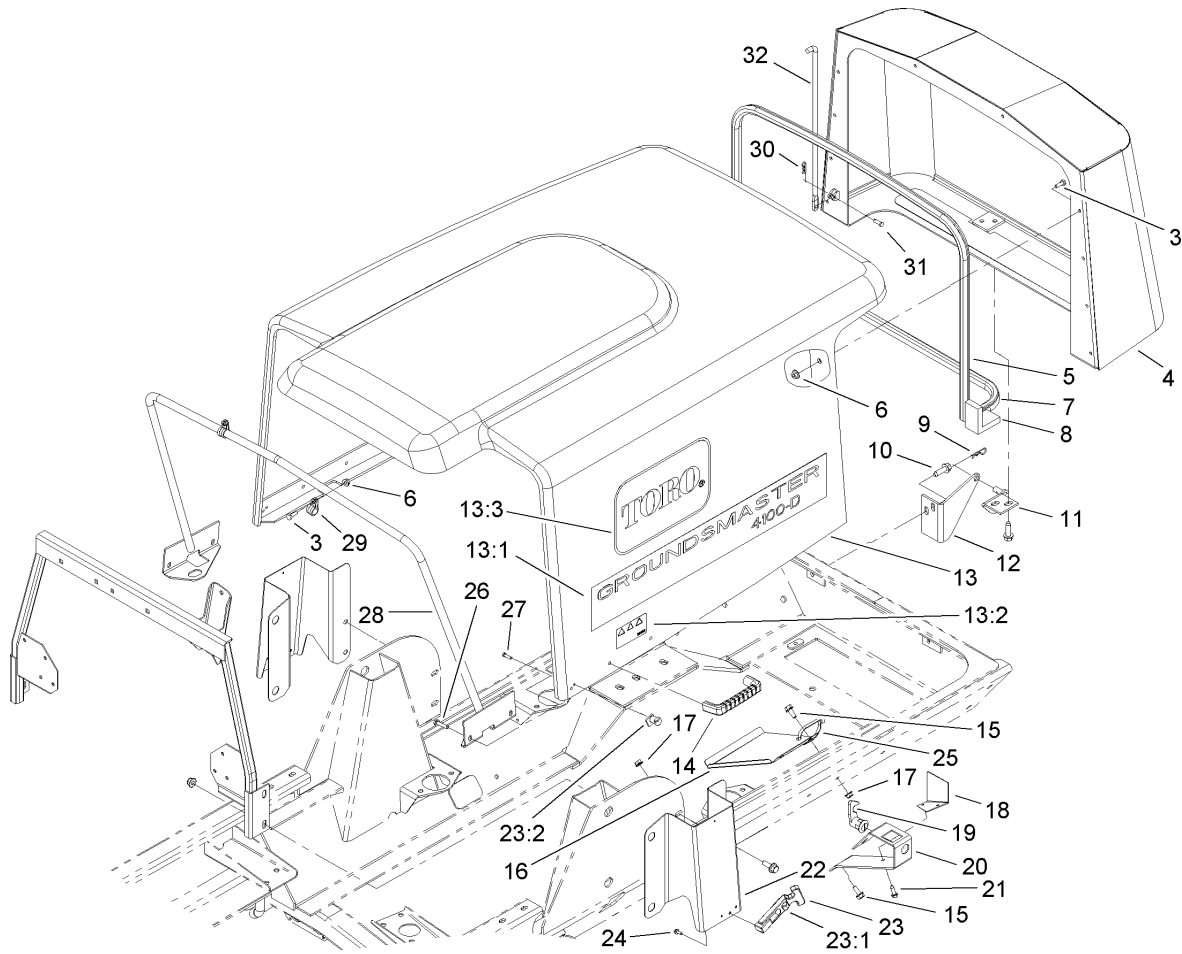
Hydraulic Cylinder Assembly No. 107-0189

Ref	Part No.	Qty.	Description
1	107-0246	1	Seal Kit
②1:1		1	Wiper
②1:2		1	Seal
②1:3		1	O-Ring
②1:4		1	O-Ring
②1:5		1	Back-Up
②1:6		1	Seal W/Loader
②1:7		1	Wear Ring
②2		1	Locknut
②3		1	Head
②4		1	Piston
②5		1	Ring-Retaining
②6		1	Rod ASM



Gear Motor Assembly No. 99-5489

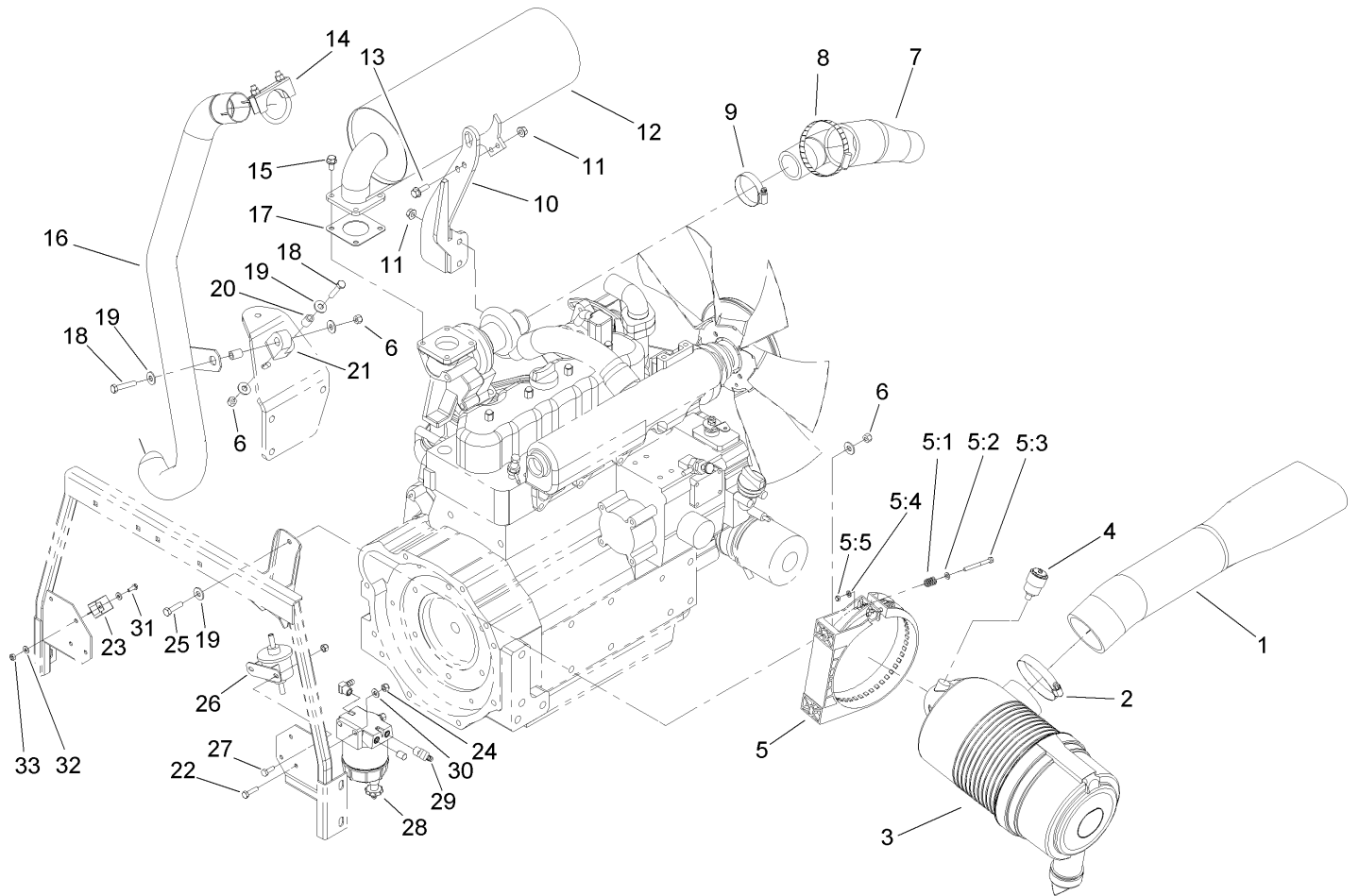
Ref	Part No.	Qty.	Description
1	3257-3	1	Key-Woodruff
2	110-8815	1	Nut-Hex
3	104-4284	1	Seal Kit
3:1		2	Anti-EXT Ring
3:2		2	Seal
3:3		2	O-Ring
3:4		1	Seal-Lip, Shaft
4	104-4283	1	Washer-Tab



Hood Assembly

Ref	Part No.	Qty.	Description
3	321-4	12	Screw-HH
4	100-5506-03	1	Screen ASM
5	104-2225	1	Seal-Bulb
6	32128-33	12	Nut-HF
7	104-3590	1	Seal-Bulb
8	104-3580	2	Seal-Corner, Screen
9	3290-467	2	Pin-Hair
10	32144-109	8	Screw
11	104-3589	2	Screen Pivot ASM
12	104-3588-03	2	Pivot-Screen
13	105-7359	1	Hood ASM
13:1	105-7360	2	Decal-Hood
13:2	106-6754	1	Decal-Danger
13:3	66-1210	2	Decal
13:5	106-6776	1	Foil Tape Kit
14	65-5100	2	Handle-Door
15	3234-5	4	Screw-HHF
16	104-3560-03	1	Deflector-Filter, Oil
17	32128-20	4	Nut-HF
18	105-4531	1	Cover-Latch
19	98-5398	1	Latch
20	104-3591-03	1	Bracket-Latch, Hood
21	32104-95	2	Screw-HWH
22	105-7466-03	1	Bracket-Latch, RH

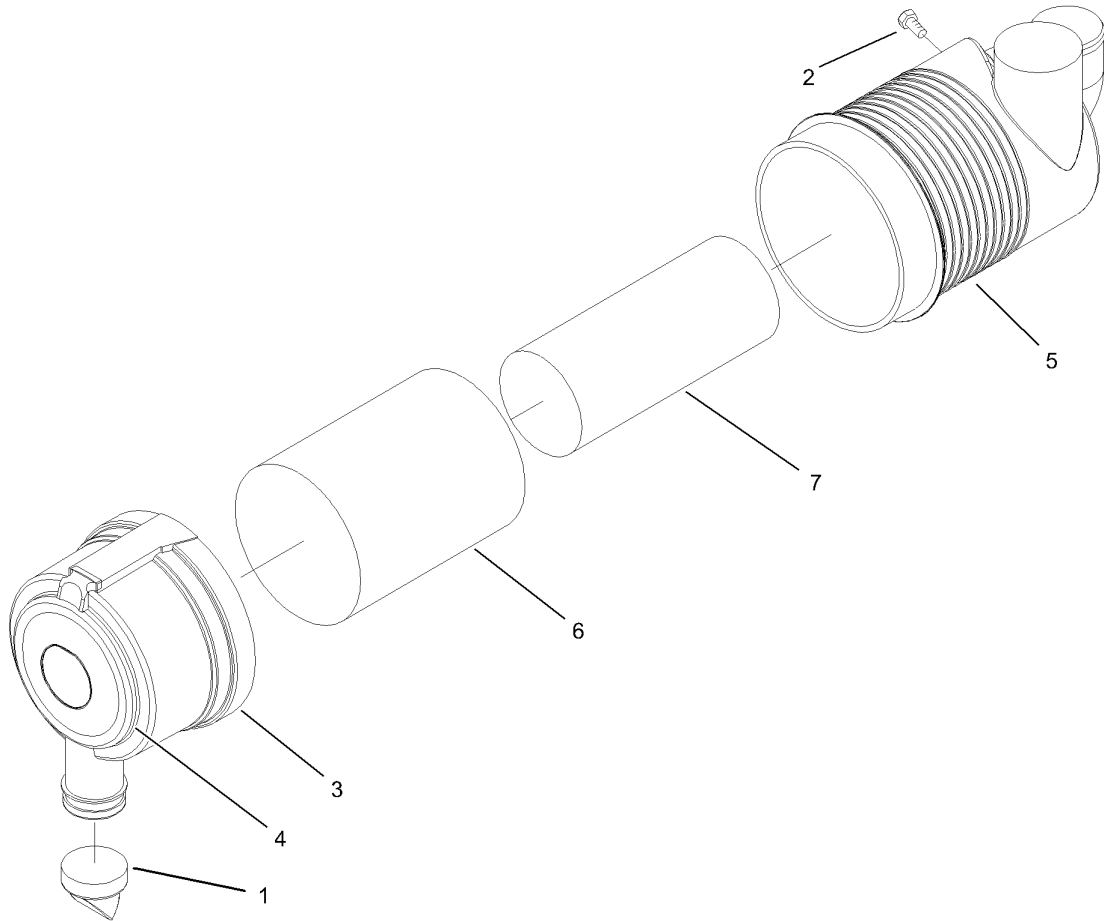
Ref	Part No.	Qty.	Description
22	105-7467-03	1	Bracket-Latch, LH
23	94-5626	2	Latch-Draw, Flexible
23:1	103-4080	1	Latch-Rubber
23:2	103-4081	1	Latch-Keeper
24	32144-1	4	Screw-Taptite
25	3290-378	1	Tie-Cable
26	46-8092	4	Screw-Plastite
27	32104-4	2	Screw
28	104-3505-03	1	Hood Support ASM
29	2412-134	2	R-Clamp
30	3290-307	1	Pin-Hair
31	283-67	1	Pin-Clevis
32	104-8313	1	Rod-Hood



Air Cleaner and Muffler Assembly

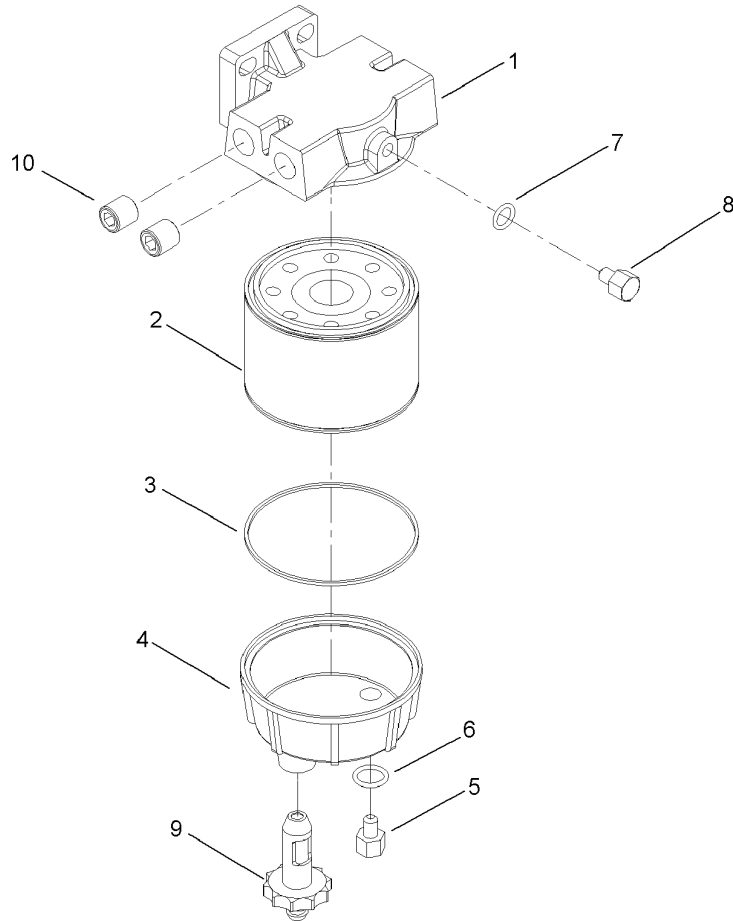
Ref	Part No.	Qty.	Description
1	100-5550	1	Hose-Cleaner, Air
2	2412-125	1	Clamp-Hose
3	99-5410	1	Cleaner-Air
4	104-3563	1	Indicator
4:1	94-1416	1	Indicator Adapter ASM
5	99-5414	1	Strap-Cleaner, Air
5:1	108-1512	2	Spring
5:2	3256-22	2	Washer-Flat
5:3	33113-050	2	Screw-HH
5:4	33093-00	2	Washer-Flat
5:5	33023-00	2	Nut-Lock
6	3296-29	4	Nut-Lock, NI
7	99-5415	1	Hose-Cleaner, Air
8	2412-110	1	Clamp-Hose
9	2412-92	1	Clamp-Hose
10	99-5421-03	1	Bracket-Mounting
11	33004-00	4	Nut-HF
12	99-5424	1	Muffler-Turbo
13	33104-025	2	Screw-HHF
14	18-2130	1	Clamp
15	33104-016	4	Screw-HHF
16	100-5610	1	Pipe-Exhaust
17	100-9333	1	Gasket-Muffler
18	322-9	2	Screw-HH

Ref	Part No.	Qty.	Description
19	3256-3	8	Washer-Flat
20	93-5023	2	Spacer
21	95-5622	1	Hanger-Rubber
22	321-6	2	Screw-HH
23	99-7435	1	Relay-Power
24	3296-42	4	Nut-Lock, NI
25	322-6	2	Screw-HH
26	107-0122	1	Pump-Fuel, Electric
27	321-4	2	Screw-HH
28	98-9305	1	Water / Fuel Filter ASM
29	353-781	2	Fitting-Elbow
30	3256-22	2	Washer-Flat
31	32105-2	1	Screw-SHWH
32	3256-14	2	Washer-Flat
33	3296-2	1	Nut-Lock



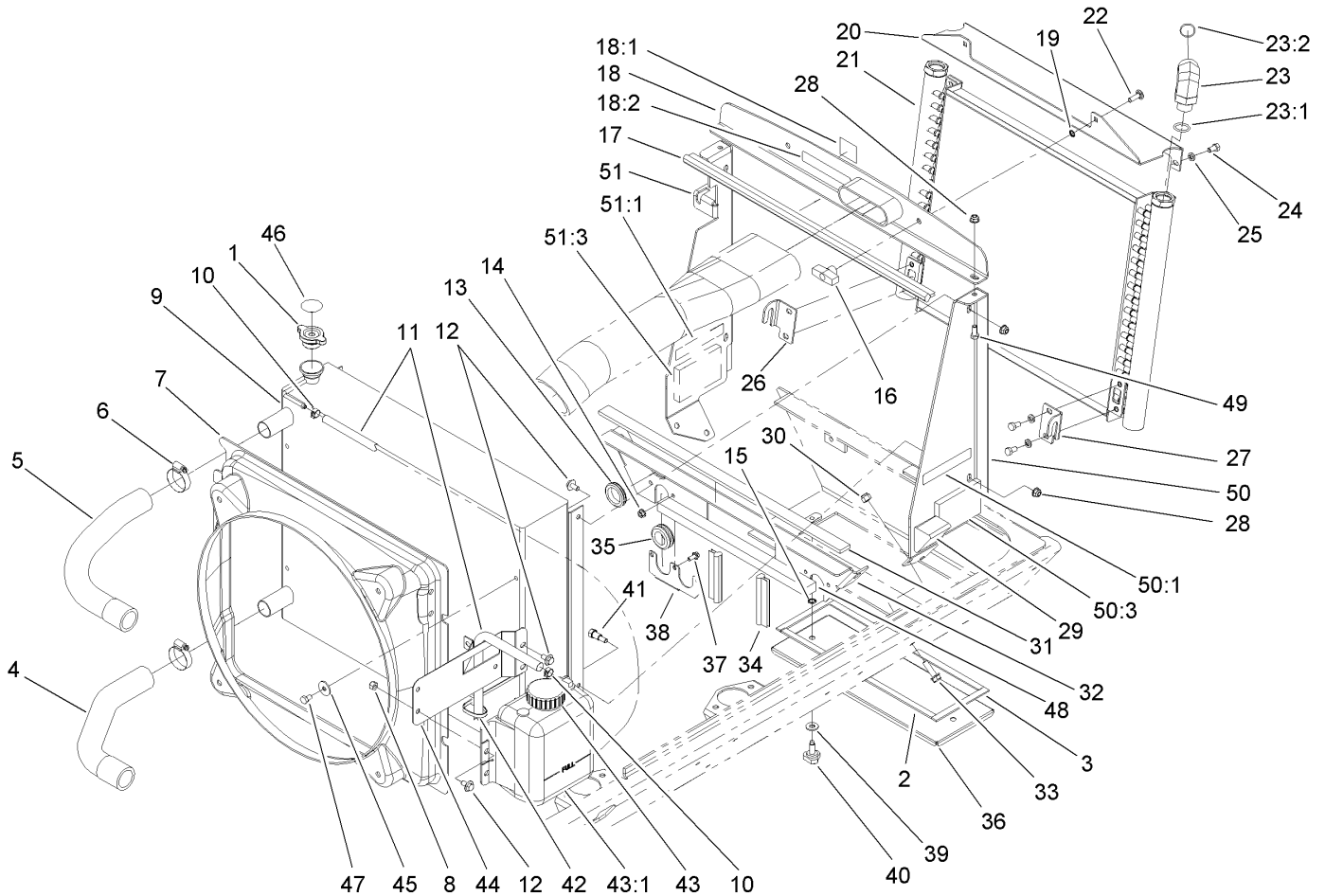
Air Cleaner Assembly No. 99-5410

Ref	Part No.	Qty.	Description
1	104-4258	1	Valve-Vacuator
2		1	Plug-Pipe
3	104-4259	1	Cover ASM
4		1	Marking
5		1	Body ASM
6	108-3814	1	Filter-Air
7	108-3816	1	Filter-Air



Water and Fuel Filter Assembly No. 98-9305

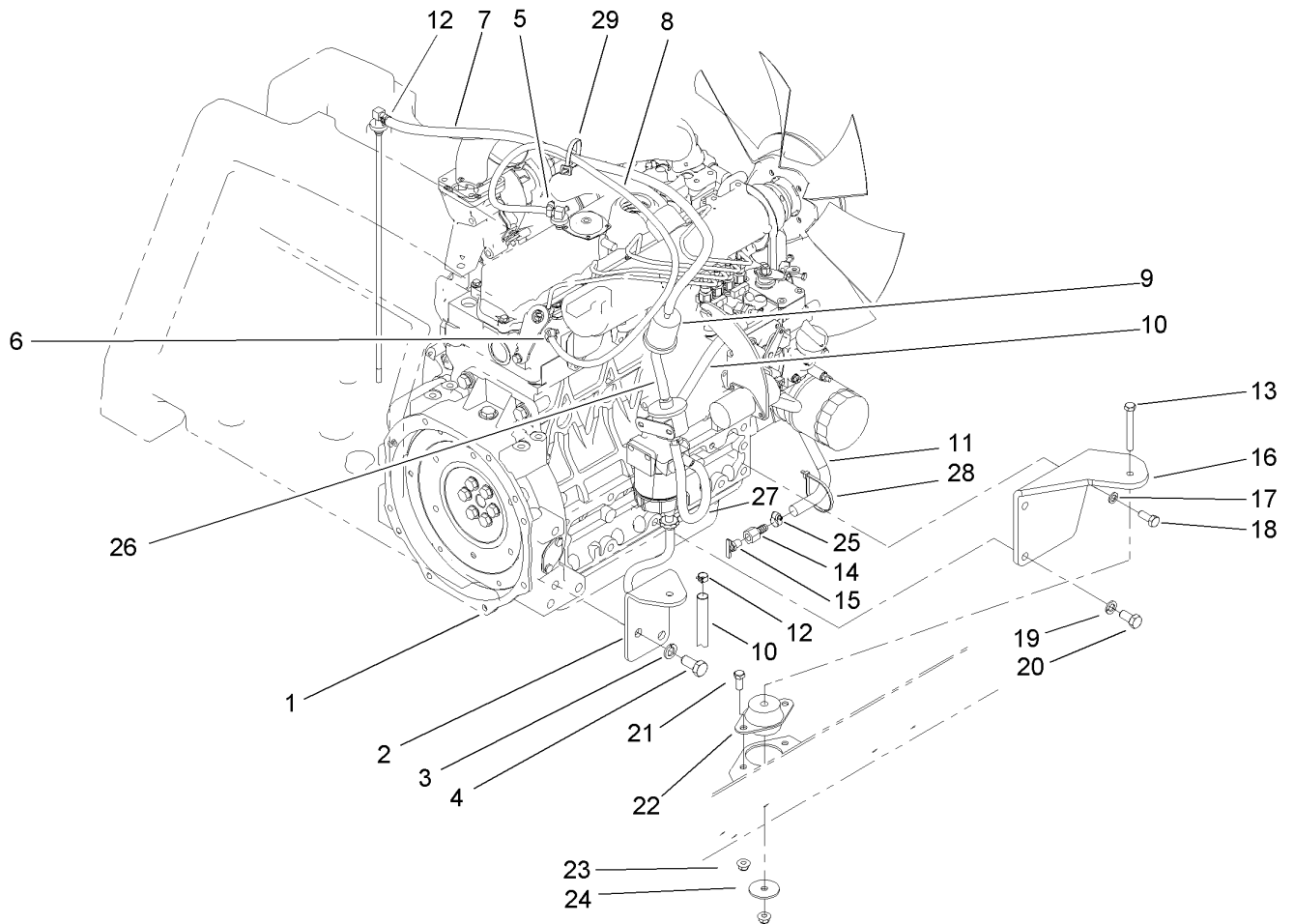
Ref	Part No.	Qty.	Description	
1	98-9772	1	Head-Filter	
2	98-9764	1	Element	
3	98-9774	1	O-Ring	
4	98-9775	1	Base-Filter	
5	98-9773	1	Plug-Base, Filter	
6	237-42	1	O-Ring	
7	237-78	1	O-Ring	
8	98-9776	1	Plug-Head, Filter	
9	98-9777	1	Drain Valve ASM	
10	285-22	2	Plug-Pipe	



Radiator, Oil Cooler and Support Assembly

Ref	Part No.	Qty.	Description
1	93-5957	1	Cap-Radiator
2	105-0777	2	Strip-Foam
3	105-0778	2	Strip-Foam
4	100-5546	1	Hose-Radiator, Lower
5	100-5547	1	Hose-Radiator
6	2412-111	4	Clamp
7	99-5428	1	Shroud-Radiator
8	3296-29	3	Nut-Lock, NI
9	107-0244	1	Radiator
10	92-2379	3	Clamp-Hose
11	110-3258	2	Hose-Fuel
12	3234-7	8	Screw-HHF
13	240-3	1	Grommet-Rubber
14	32128-33	4	Nut-HF
15	32151-72	2	Ring-Retaining
16	98-7134	2	Knob-Handle
17	104-2223	1	Seal-Bulb
18	107-4313	1	Radiator Top Support ASM
18:1	93-7275	1	Decal-Fluid, Starting
18:2	93-7272	1	Decal-Warning
19	104-8310	2	Ring-Retaining
20	110-6165-03	1	Bracket-Oil Cooler
21	110-0485	1	Cooler-Oil
22	3230-22	2	Screw-CARR

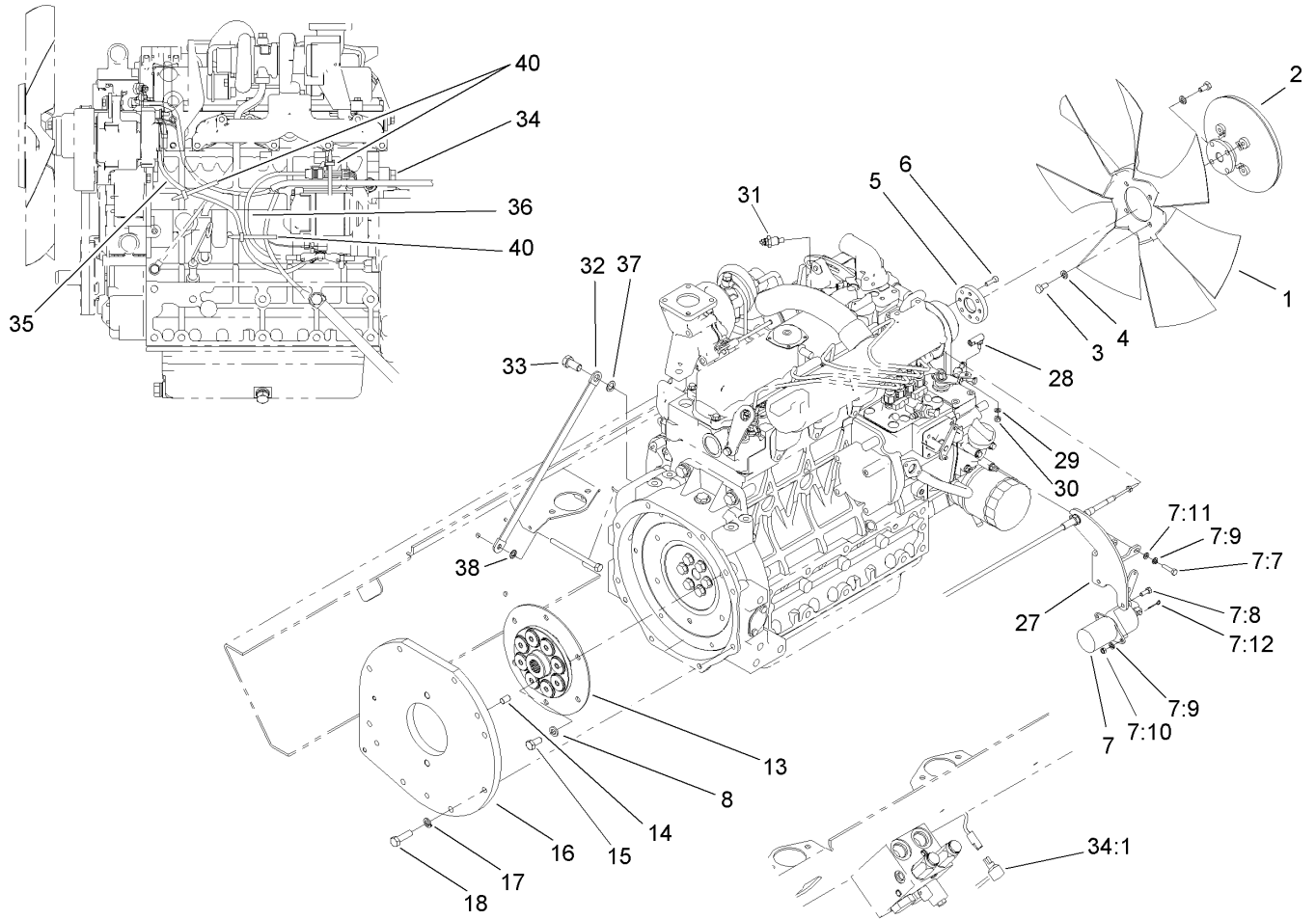
Ref	Part No.	Qty.	Description
23	104-3796	2	Fitting-HYD, 90 DEG
23:1	237-81	1	O-Ring
23:2	340-65	1	O-Ring
24	322-2	6	Screw-HH
25	3253-4	6	Washer-Lock
26	110-6163-03	1	Bracket-Cooler, RH
27	110-6164-03	1	Bracket-Cooler, LH
28	104-8300	6	Nut-Flange, NI
29	93-5954	2	Foam-Plug
30	3296-39	6	Nut-Lock, NI
31	104-2226	1	Strip-Foam
32	107-0200-03	1	Bracket-Base
33	3234-24	6	Screw-HHF
34	104-2224	2	Seal-Bulb
35	237-165	2	Grommet
36	104-2287-03	1	Cover-Frame
37	3234-33	4	Screw-HHF
38	106-6773-03	2	Plate
39	3256-3	2	Washer-Flat
40	95-9648	2	Knob
41	28-0540	2	Bolt-Shoulder
42	3290-378	1	Tie-Cable
43	104-2276	1	Reservoir-Coolant
43:1	87-7050	1	Cap-Reservoir



Engine Mount and Fuel Line Assembly

Ref	Part No.	Qty.	Description
1	107-4302	1	Engine-Turbo, Kubota
2	100-3148-03	1	Mount-Engine, RH
2	100-3147-03	1	Mount-Engine, LH
3	43-5950	4	Washer-Lock, Spring
4	43-3210	4	Screw-HH
5	2412-108	1	Clamp-Worm
6	2412-80	1	Clamp-Line, Fuel
7	110-3257	1	Hose-Fuel
8	110-3254	1	Hose-Fuel
9	98-7612	1	Filter-Fuel
10	106-1126	2	Hose-Fuel
11	99-7376	1	Hose-Breather
12	92-2379	9	Clamp-Hose
13	323-14	4	Screw-HH
14	354-94	1	Fitting-Female, Barbed
15	93-5528	1	Fitting-Cock, Drain
16	106-2048-03	1	Mount-Engine, RH
16	106-2049-03	1	Mount-Engine, LH
17	48-9590	1	Washer-Lock
18	43-0090	1	Screw-HH
19	48-8070	5	Washer-Lock
20	42-9250	5	Bolt
21	323-5	8	Screw-HH
22	53-9682	4	Support-Engine, Rubber

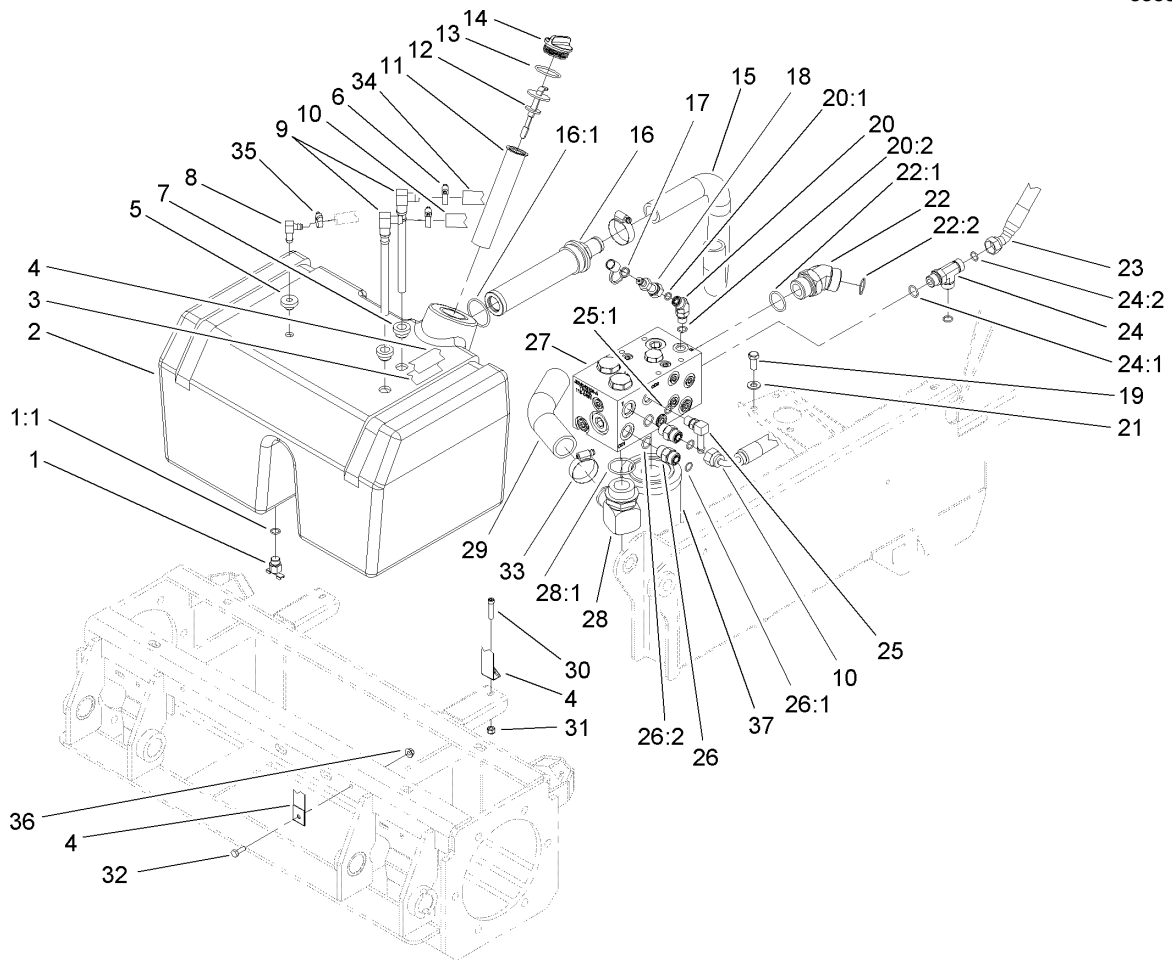
Ref	Part No.	Qty.	Description
23	104-8301	12	Nut-Flange, NI
24	63-7400	4	Washer-Rebound
25	2412-108	2	Clamp-Worm
26	110-3256	1	Hose-Fuel
27	109-0274	1	Hose-Fuel
28	3290-379	1	Tie-Cable
29	3290-378	1	Tie-Cable



Fan Drive and Flywheel Assembly

Ref	Part No.	Qty.	Description
1	105-0750	1	Fan
2	104-2212	1	Clutch-Fan
3	322-2	8	Screw-HH
4	3253-4	8	Washer-Lock
5	100-3066	1	Adapter-Fan
6	52-6290	4	Screw-HSH
7	98-3817	1	Solenoid Kit
7:7	33113-025	3	Screw-HH
7:8	33113-016	2	Screw-HH
7:9	48-8020	5	Washer-Spring
7:10	33013-00	2	Nut-Hex
7:11	33093-00	3	Washer-Flat
7:12	3272-2	1	Pin-Cotter
8	107-1413	6	Washer-Hardened
13	110-6179	1	Coupler-Flywheel
14	98-1212	2	Pin-Plate, Pump
15	63-7790	6	Screw-Cap
16	108-1544-03	1	Plate-Adapter
17	48-9590	8	Washer-Lock
18	56-2140	8	Bolt
27	104-7540-03	1	Support-Cable
28	2411-38	1	Joint-Ball
29	3256-51	1	Washer-Flat
30	3296-21	1	Nut-Lock, NI

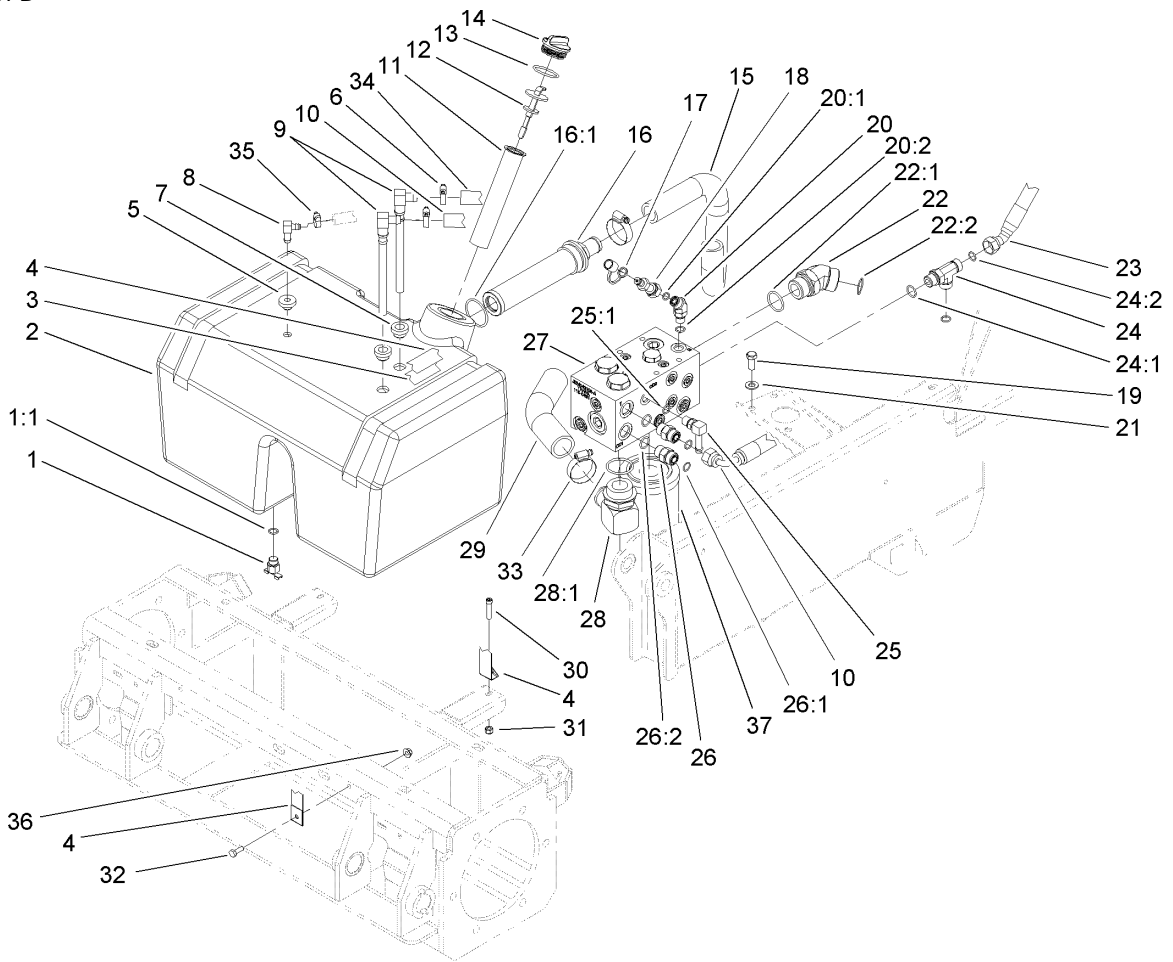
Ref	Part No.	Qty.	Description
31	98-9346	1	Sender-Temperature
32	18-2770	1	Cable-Ground
33	42-9250	1	Bolt
34	105-7475	1	Harness-Wire, Rear
34:1	100-4918	3	Diode
35	100-5552	1	Harness-Wire
36	99-3441	1	Harness-Wire, Fusible Link
37	3255-2	1	Washer-Lock / EXT
38	3255-8	1	Washer-Lock
40	3290-378	2	Tie-Cable
99	33023-00	1	Nut-Lock



Hydraulic Reservoir and Filter Assembly

Ref	Part No.	Qty.	Description
1	104-8334	1	Petcock
1:1	237-42	1	O-Ring
2	104-0703	1	Reservoir-HYD
3	93-5273	2	Strap-Felt
4	104-0794	2	Strap
5	46-6560	1	Bushing
6	2412-36	2	Clamp-Hose
7	104-0790	2	Bushing
8	46-6550	1	Fitting-Elbow, 90 DEG
9	104-0791	2	Pipe-Stand
10	100-5522	1	Hose ASM
11	61-2790	1	Filter-Screen
12	105-2812	1	Dipstick ASM
13	94-8166	1	O-Ring
14	93-7498	1	Plug-Plastic
15	100-5528	1	Hose-Suction
16	104-7546	1	Strainer-Tank
16:1	340-136	1	O-Ring
17	354-79	1	Cap-Dust
18	86-5480	1	Nipple-Test
19	323-5	3	Screw-HH
20	340-87	1	Fitting-HYD, 45 DEG
20:1	237-22	1	O-Ring
20:2	237-42	1	O-Ring

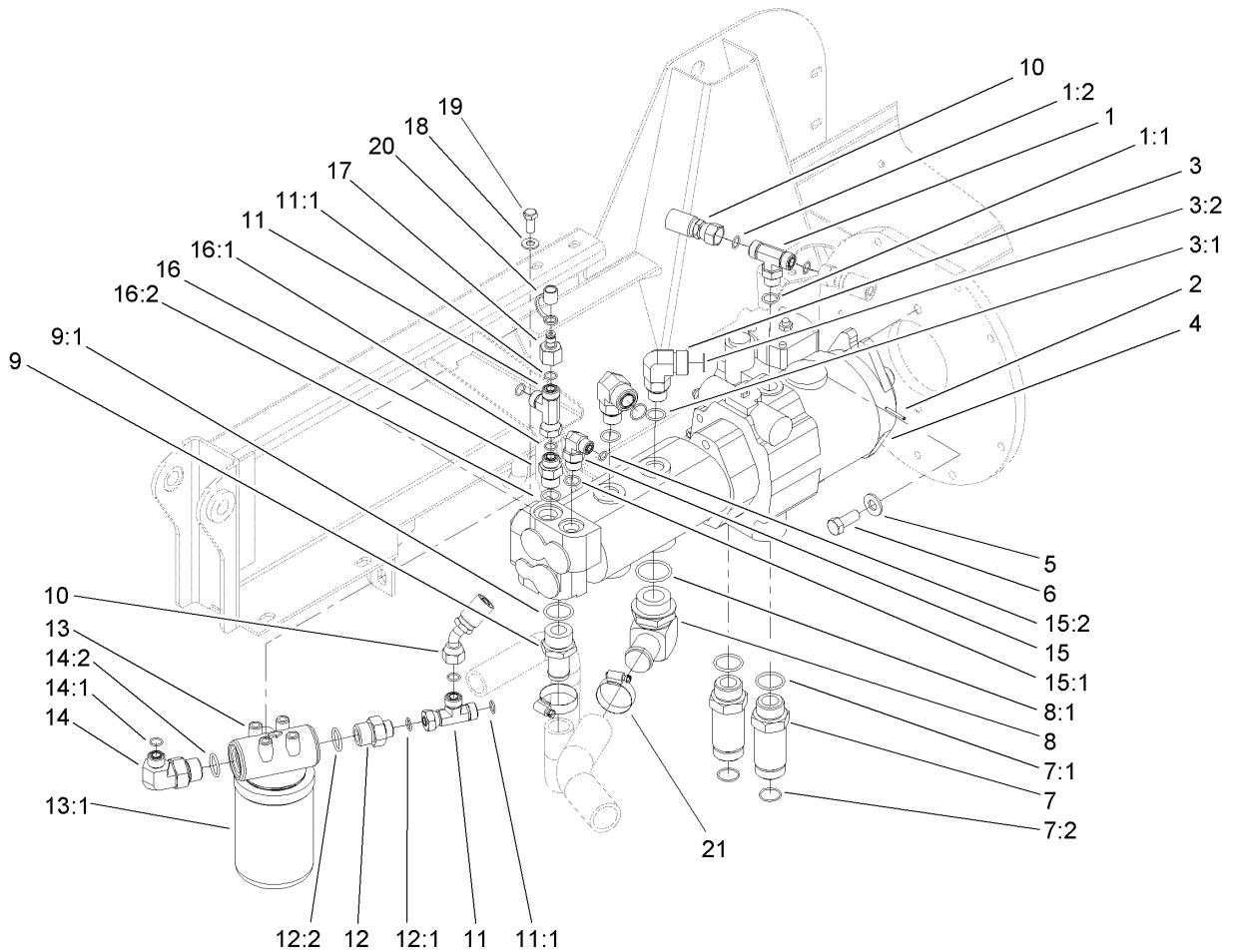
Ref	Part No.	Qty.	Description
21	3256-24	3	Washer-Flat
22	104-3509	1	Fitting-HYD, 45 DEG
22:1	237-146	1	O-Ring
22:2	340-65	1	O-Ring
23	100-5521	1	Hose ASM
24	340-109	1	Fitting-HYD, Tee
24:1	237-79	1	O-Ring
24:2	237-30	2	O-Ring
25	100-4887	1	Fitting-Barb
25:1	237-42	1	O-Ring
26	340-4	2	Fitting-HYD, Straight
26:1	237-30	1	O-Ring
26:2	237-79	1	O-Ring
27	110-0451	1	Manifold-Filter
28	92-7526	1	Fitting-HYD, 90 DEG
28:1	237-101	1	O-Ring
29	104-0728	1	Hose-Filter
30	3274-51	2	Screw-HSH
31	3296-42	2	Nut-Lock, NI
32	321-4	2	Screw-HH
33	2412-111	2	Clamp
34	100-5592	1	Hose
35	2412-108	1	Clamp-Worm
36	32128-33	2	Nut-HF



Hydraulic Reservoir and Filter Assembly (continued)

Ref	Part No.	Qty.	Description
37	94-2621	1	Element-Filter

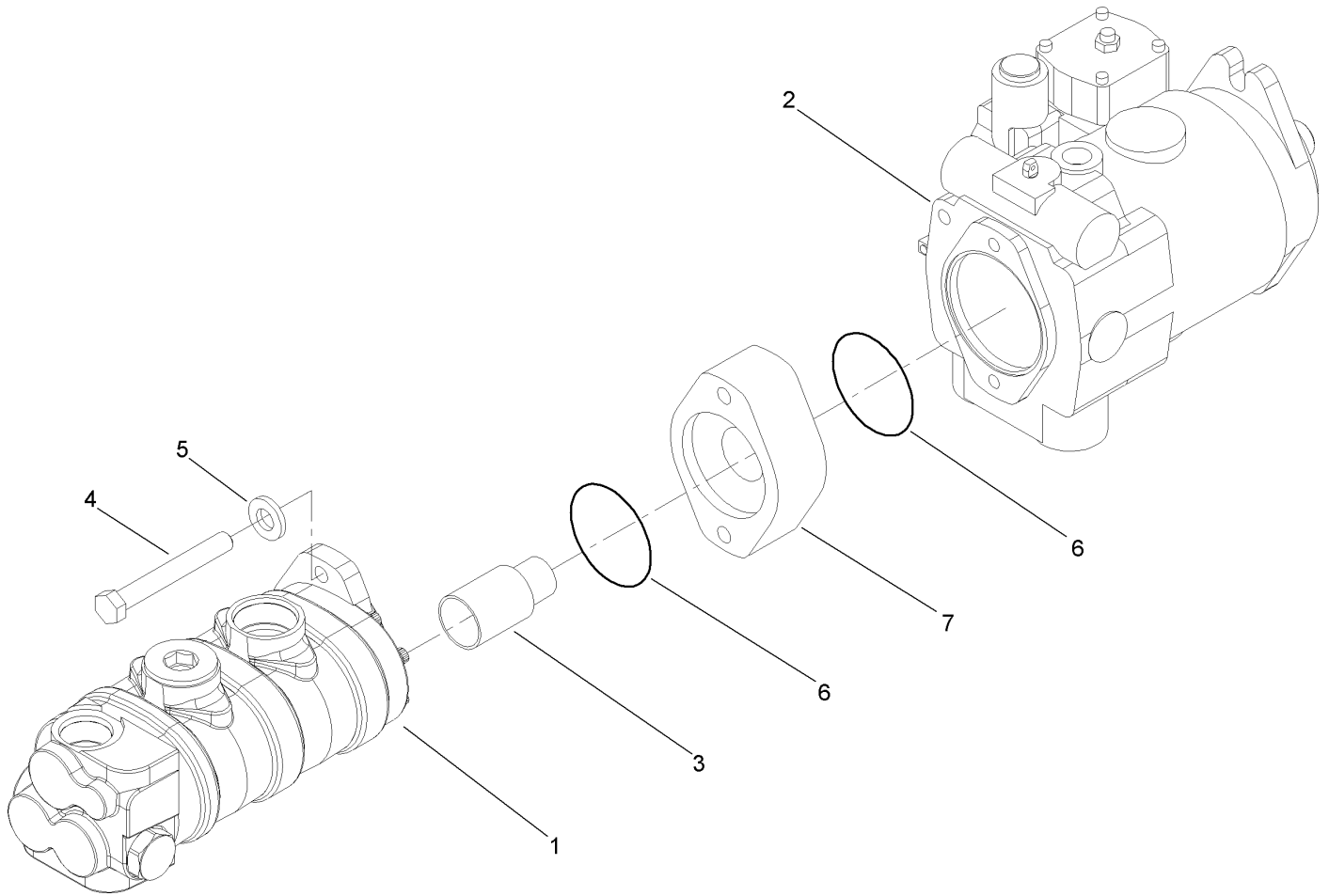
--	--	--	--



Pump and Filter Installation Assembly

Ref	Part No.	Qty.	Description
1	340-157	1	Fitting-HYD, Tee
1:1	237-79	1	O-Ring
1:2	237-30	2	O-Ring
2	32121-77	1	Pin-Roll
3	340-16	2	Fitting-HYD, 90 DEG
3:1	237-80	1	O-Ring
3:2	237-58	1	O-Ring
4		1	Pump ASM
5	110-6147	2	Washer-Flat
6	3213-2	2	Screw-HH
7	100-5565	2	Fitting-HYD
7:1	237-146	1	O-Ring
7:2	340-65	1	O-Ring
8	92-7526	1	Fitting-HYD, 90 DEG
8:1	237-101	1	O-Ring
9	354-78	1	Connector-Hose
9:1	237-146	1	O-Ring
10	100-5521	1	Hose ASM
11	340-104	2	Tee-Fitting
11:1	237-30	2	O-Ring
12	100-4240	1	Fitting-Adapter
12:1	237-30	1	O-Ring
12:2	237-81	1	O-Ring
13	93-2242	1	Oil Filter ASM

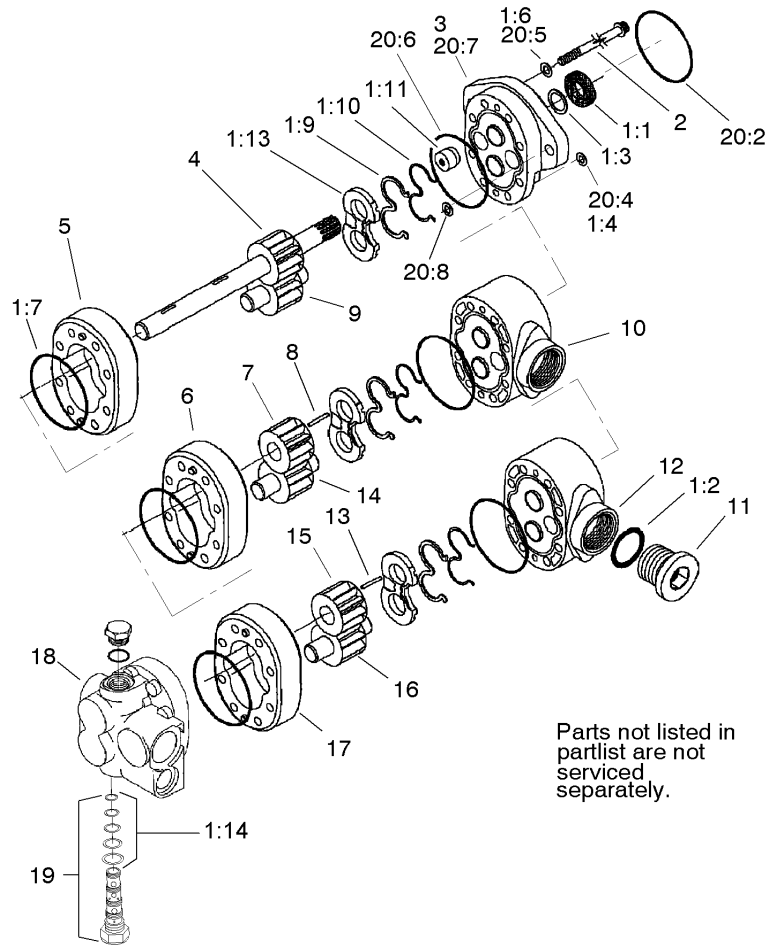
Ref	Part No.	Qty.	Description
13:1	75-1310	1	Element-Filter
14	340-131	1	Fitting-HYD, 90 DEG
14:1	237-30	1	O-Ring
14:2	237-81	1	O-Ring
15	340-18	1	Fitting-HYD, 90 DEG
15:1	237-79	1	O-Ring
15:2	237-22	1	O-Ring
16	340-6	1	Fitting-HYD, Straight
16:1	237-30	1	O-Ring
16:2	237-80	1	O-Ring
17	100-5616	1	Fitting-HYD
18	3256-24	2	Washer-Flat
19	323-5	2	Screw-HH
20	354-79	1	Cap-Dust
21	2412-111	2	Clamp



Pump Assembly

Ref	Part No.	Qty.	Description
1	108-1549	1	Gear Pump ASM
2	108-1547	1	Pump-Piston
3	74-9030	1	Coupler
4	323-32	2	Screw-HH
5	105-9762	2	Washer
6	60-3520	2	O-Ring
7	105-2869	1	Spacer

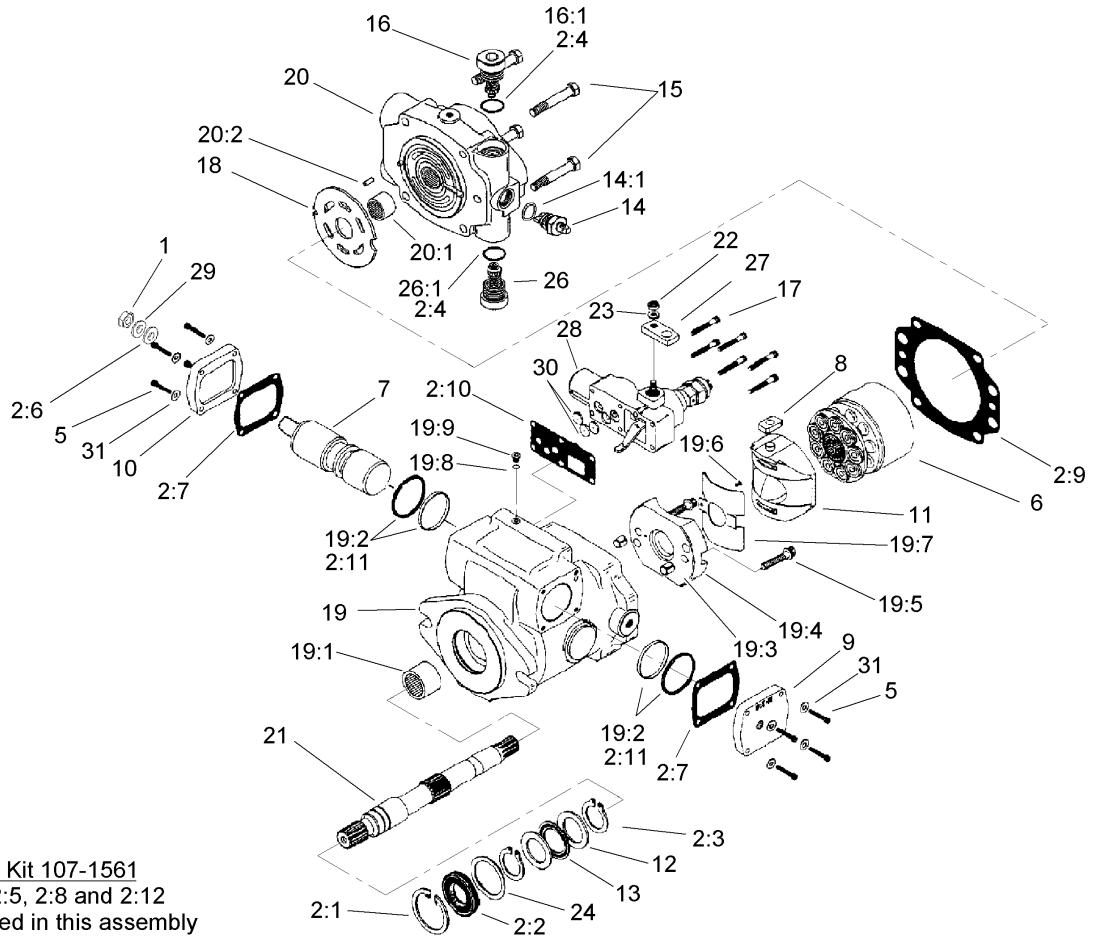
--	--	--	--



Gear Pump Assembly No. 108-1549

Ref	Part No.	Qty.	Description
1	108-1504	1	Seal Kit
1:1	49-2640	1	Seal-Shaft
2		1	Seal-Dust
2:1:3		1	Screw
2:1:4		4	Screw
2:1:5		1	Ring-Retaining
2:1:6		6	Crush Washer
2:1:7		6	O-Ring, Molded
2:1:8		6	Sealing Washer
2:1:9		3	Pressure Balance Seal
2:1:10		3	Back-Up Gasket
2:1:11		1	Plug
2:1:12		1	Thrust Plate
2:1:13		3	Wear Plate
1:1:14	108-1539	1	Cartridge Valve Seal Kit
2	106-6872	8	Screw-Cap
3		1	Front Plate ASM
4		1	Drive Gear ASM
5		1	Body
6		1	Body
7		1	Gear
8		1	Key
9		1	Gear-Idler
10		1	Plate-Adaptor

Ref	Part No.	Qty.	Description
11	94-3013	1	Plug
2:11:1		1	Seal-Dust
2:12		1	Plate-Adaptor
2:13		1	Key
2:14		1	Gear-Idler
2:15		1	Gear
2:16		1	Gear-Idler
2:17		1	Body
2:18		1	Backplate ASM
19	107-1970	1	Valve-Proportional
20	107-4328	1	Front Plate Kit
2:20:2		1	Seal-Dust
2:20:4		4	Screw
2:20:5		4	Washer-Crush
2:20:6		1	Seal-Dust
2:20:7		1	Plate-Front
2:20:8		2	Screw

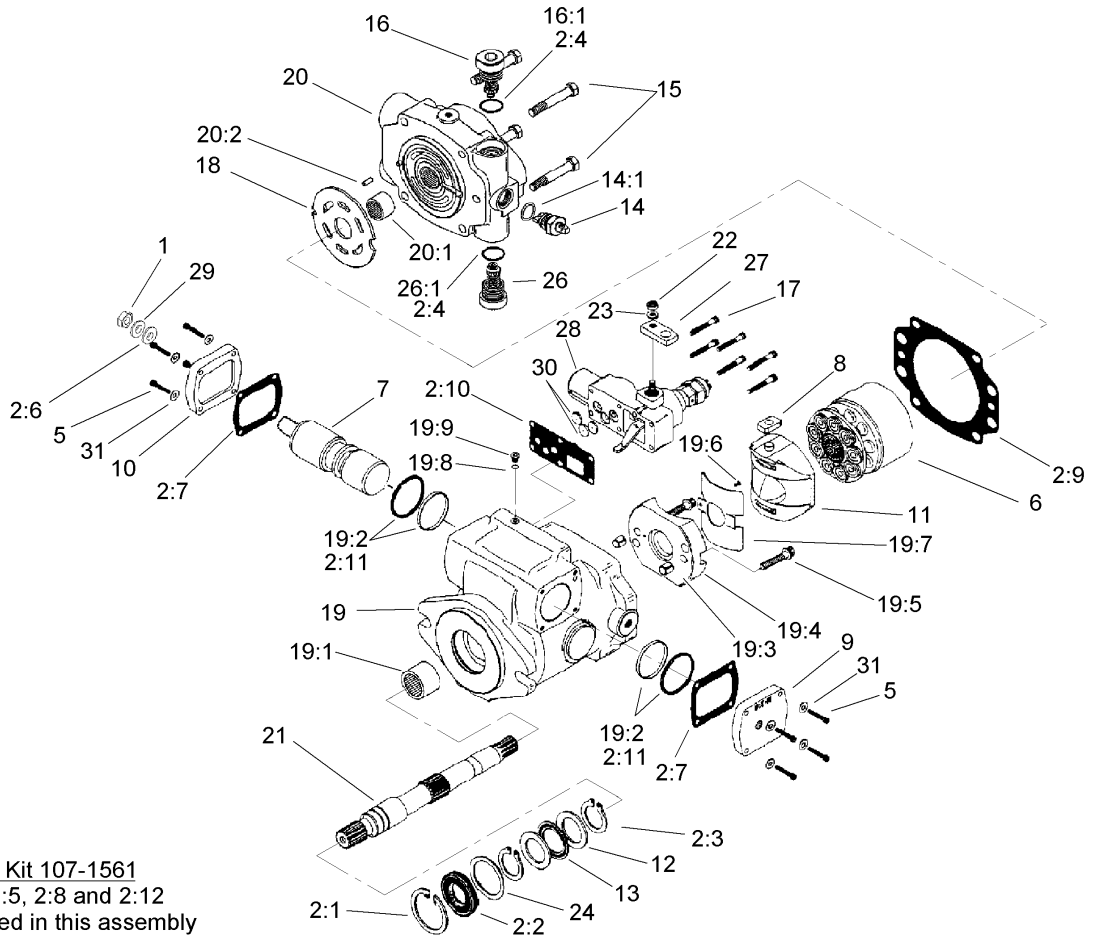


Seal Kit 107-1561
 items 2:5, 2:8 and 2:12
 are not used in this assembly

Piston Pump Assembly No. 108-1547

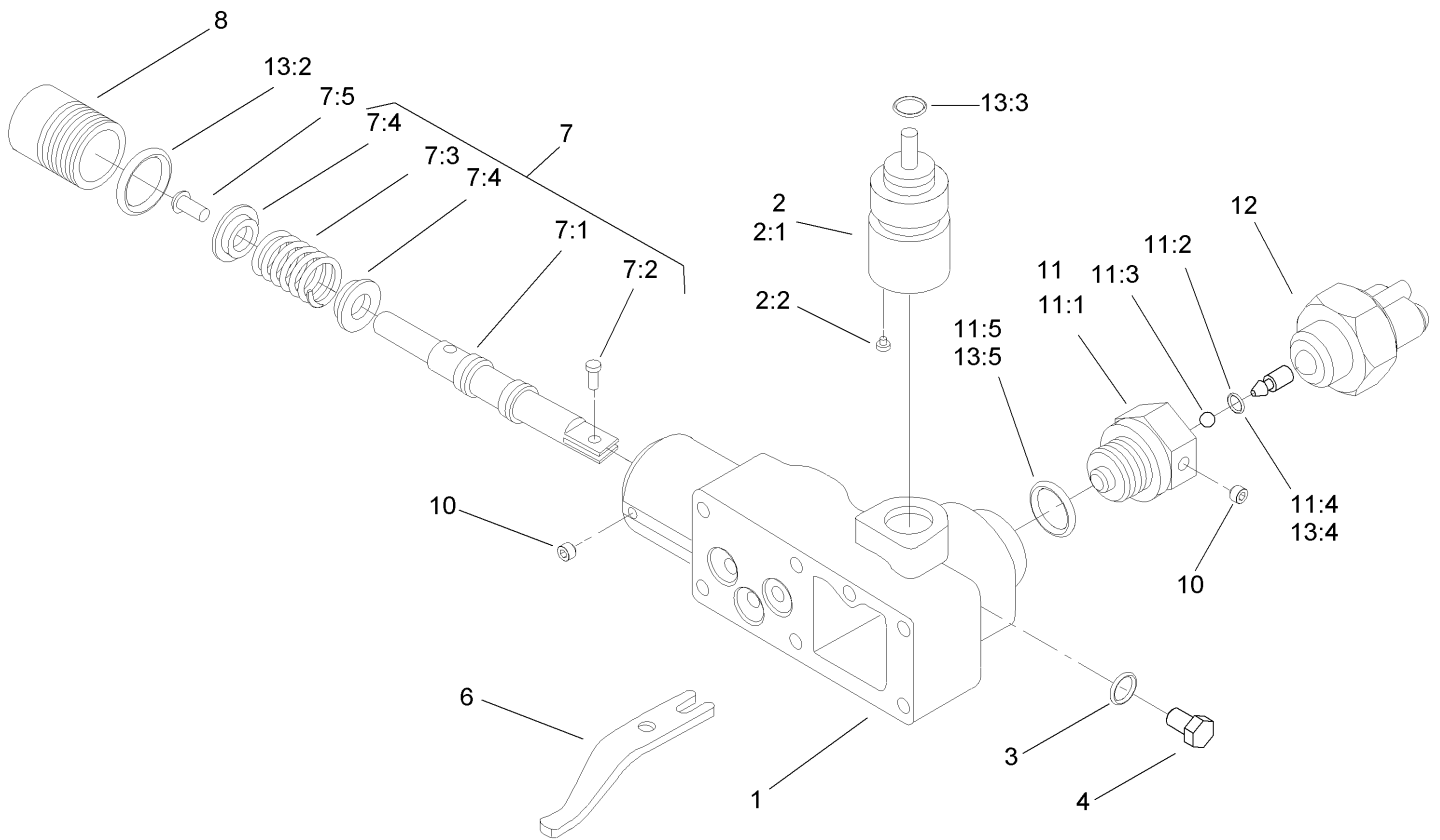
Ref	Part No.	Qty.	Description
1	3220-2	1	Nut-Jam
2	107-1561	1	Seal Kit
2:1	60-6260	1	Ring
2:2	105-3331	1	Seal-Shaft
2:3	76-7000	2	Ring-Retaining
2:4		2	O-Ring
2:5	93-6314	2	O-Ring
2:6	94-3027	1	Washer-Seal
2:7	93-6339	2	Gasket
2:8	105-2905	1	O-Ring
2:9	105-2900	1	Gasket-Housing
2:10	105-2901	1	Gasket-Housing, Control
2:11		2	Seal ASM
2:12	74-9380	1	O-Ring
5	3274-81	8	Screw-HSH
6	99-8701	1	Rotating Kit
7	105-4572	1	Servo Piston ASM
8	94-3032	1	Follower-Piston
9	94-3033	1	Plate-Cover
10	105-9853	1	Plate-Cover
11	94-3026	1	Camplate ASM
12	76-6950	2	Race-Thrust
13	76-6960	1	Bearing-Thrust
14	105-2864	1	Valve-Bypass

Ref	Part No.	Qty.	Description
14:1		1	O-Ring
15	323-45	4	Screw-HH
16	105-2857	1	Valve-Relief
16:1		1	O-Ring
17	3274-59	6	Screw-HSH
18	94-3022	1	Plate-Valve
19	105-2859	1	Housing ASM
19:1		1	Bearing
19:2		2	Seal
19:3		2	Dowel-Bushing
19:4		1	Cradle ASM
19:5		2	Screw
19:6		1	Screw
19:7		1	Bushing
19:8		1	O-Ring
19:9		1	Plug
20	105-2860	1	Backplate ASM
20:1		1	Bearing
20:2		1	Pin-Roll
21	105-2861	1	Shaft-Drive
22	3217-5	1	Nut-Hex
23	3253-3	1	Washer-Lock
24	60-6240	1	Washer
26	105-2858	1	Valve-Relief



Piston Pump Assembly No. 108-1547 (continued)

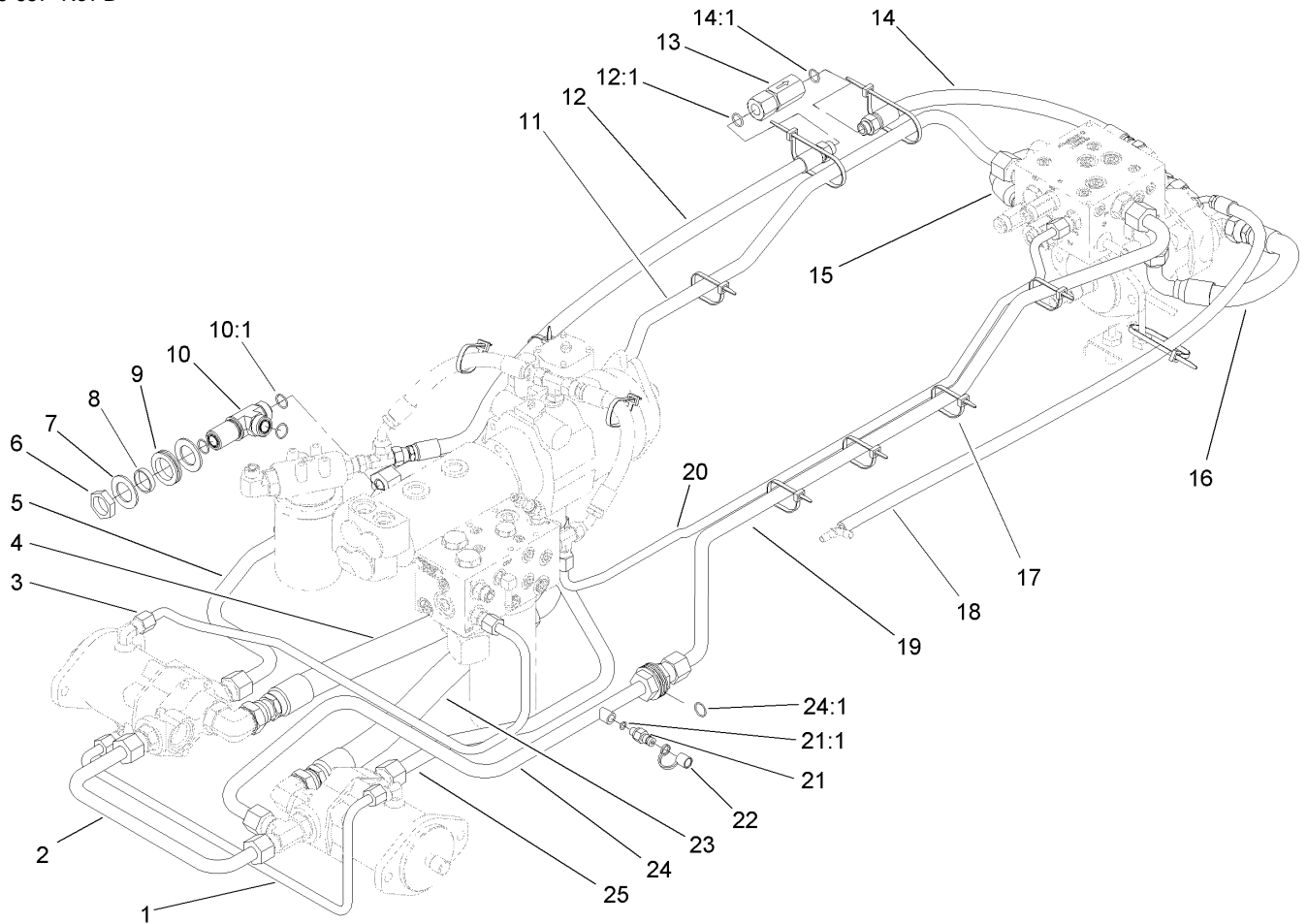
Ref	Part No.	Qty.	Description
● 26:1		1	O-Ring
27	105-2862	1	Arm-Control
28	108-1503	1	Manual Servo Control ASM
29	94-3030	1	Washer
30	105-2863	3	Orifice
31	3256-77	8	Washer-Flat



Control Assembly No. 108-1503

Ref	Part No.	Qty.	Description
1		1	Housing-Control
2	108-7099	1	Input Control Shaft ASM
2:1		1	Shaft
2:2		1	Pin
3		1	Seal-Dust
4		1	Plug
6		1	Link-Feedback
7	108-7098	1	Valve Spool ASM
7:1		1	Valve-Spool
7:2		1	Pin-Dowel
7:3		1	Spring
7:4		2	Retainer
7:5		1	Screw
8		1	Plug
10		2	Screw-Set
11	108-8003	1	Adaptor ASM
11:1		1	Adaptor-Neutral Lockout
11:2		1	Pin
11:3		1	Ball
11:4		1	Seal-Dust
11:5		1	Seal-Dust
12	94-3043	1	Switch-Safety, Neutral
13	94-3044	1	Seal Kit
13:1		1	Seal-Dust

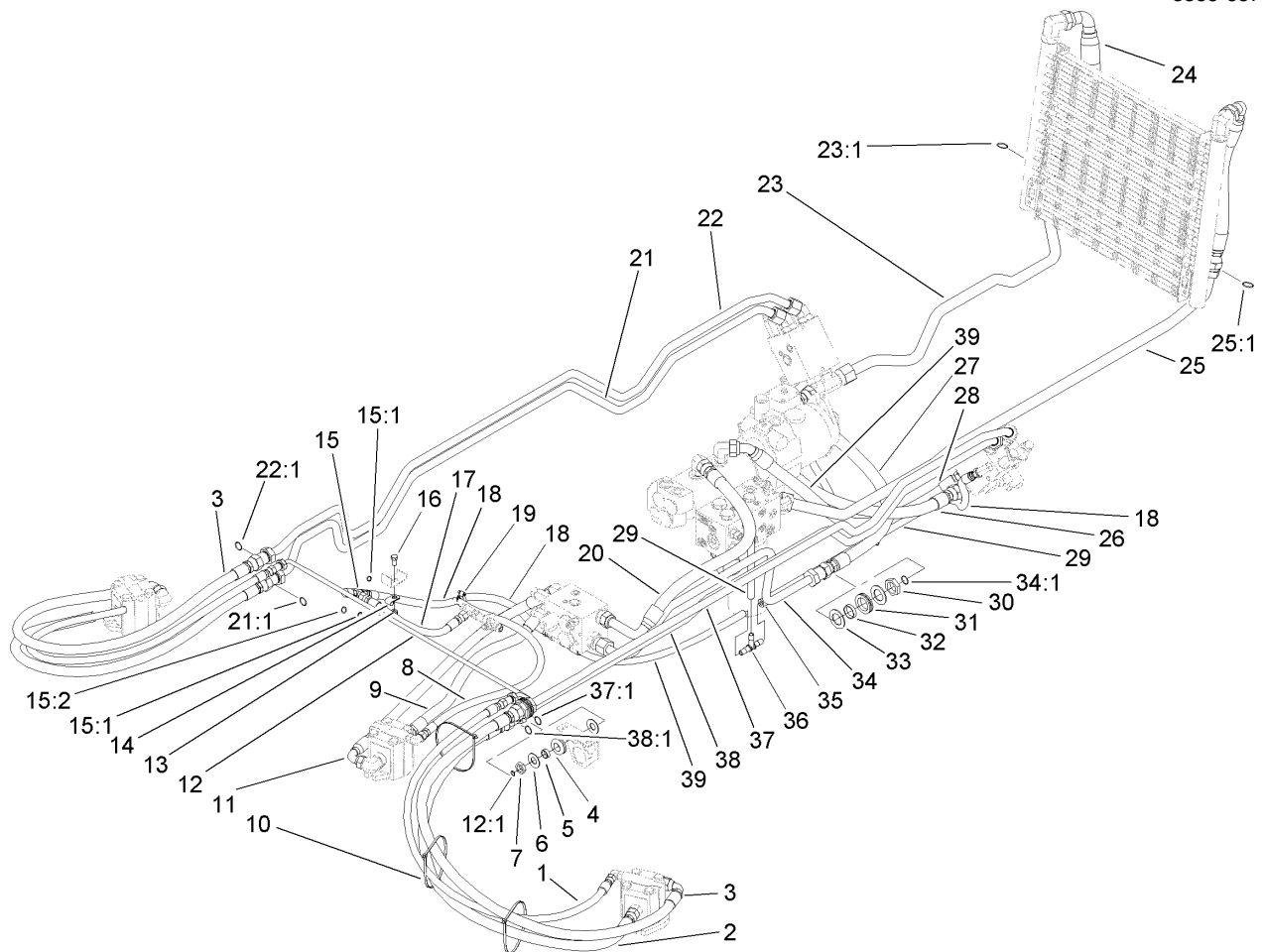
Ref	Part No.	Qty.	Description
13:2		1	Seal-Dust
13:3		1	Seal-Wiper
13:4		1	Seal-Dust
13:5		1	Seal-Dust



Traction Hydraulic Plumbing Assembly

Ref	Part No.	Qty.	Description
1	100-3095	1	Tube-HYD (Drain And Motors)
2	100-5574	1	Tube-HYD, Motor Front
3	104-0793	1	Tube-HYD (Drain Motor And Filter)
4	100-5525	1	Hose ASM
5	104-3581	1	Tube-HYD, RH Motor
6	340-126	2	Nut-Bulkhead
7	69-8910	4	Washer
8	69-8900	2	Spacer
9	240-7	2	Grommet-Rubber
10	104-3558	1	Fitting-Bulkhead
10:1	237-58	3	O-Ring
11	100-5571	1	Tube-HYD, RH Rear Traction
12	104-2237	1	Hose ASM
12:1	237-79	1	O-Ring
13	100-5600	1	Valve-Check
14	100-5617	1	Hose ASM
14:1	237-79	1	O-Ring
15	104-3502	1	Hose ASM
16	100-5579	1	Hose ASM
17	3290-378	11	Tie-Cable
18	100-5614	1	Hose ASM
19	100-5572	1	Tube-HYD, LH Rear Traction
20	105-4508	1	Tube-HYD, LH Charge

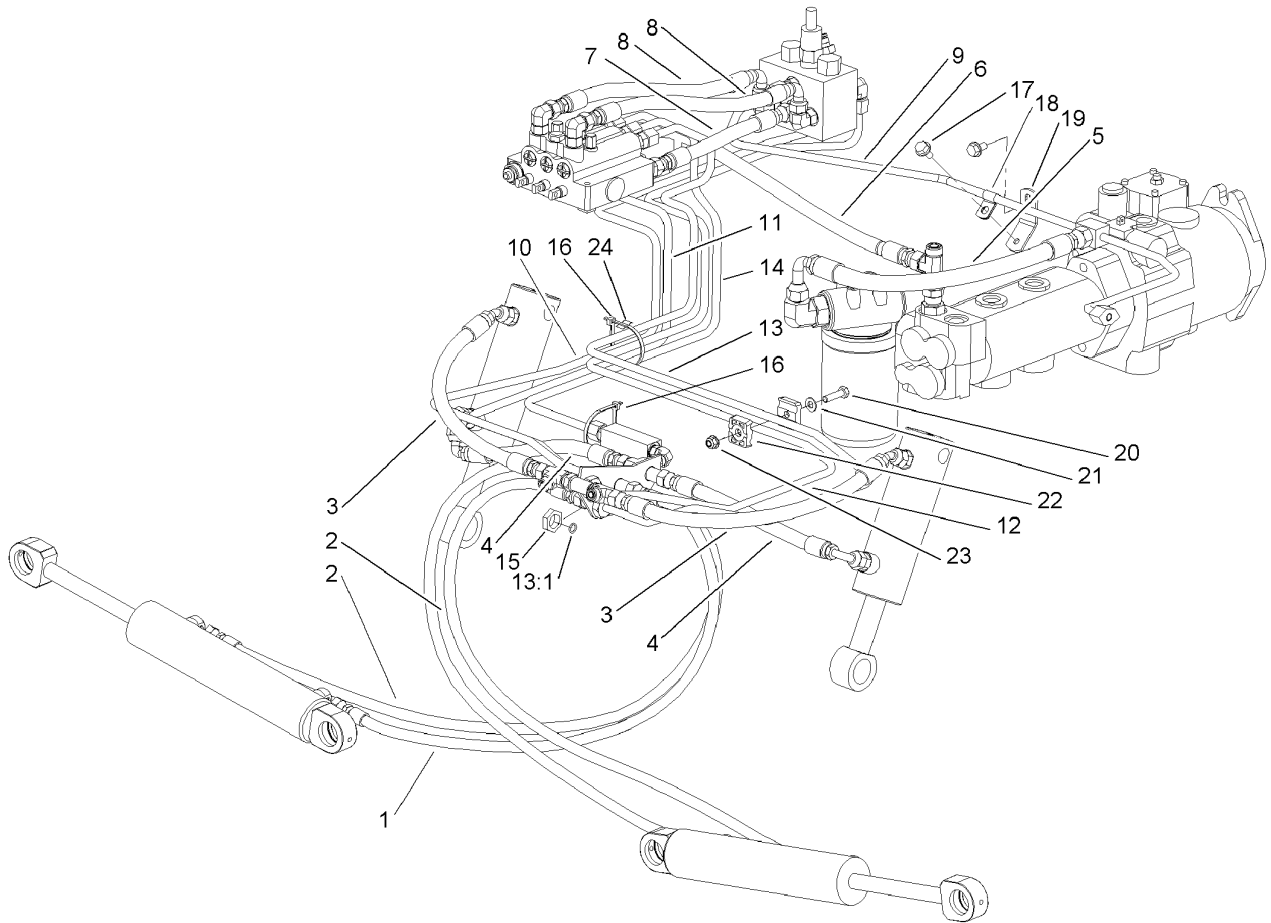
Ref	Part No.	Qty.	Description
21	354-77	2	Fitting-Quick
21:1	237-78	1	O-Ring
22	354-79	2	Cap-Dust
23	107-0204	1	Hose ASM
24	100-5573	1	Tube-HYD, LH Front Motor
24:1	237-58	1	O-Ring
25	104-3582	1	Tube-HYD, LH Motor



Power-Take-Off Hydraulic Plumbing Assembly

Ref	Part No.	Qty.	Description
1	105-7462	2	Hose ASM
2	105-7460	2	Hose ASM
3	105-7461	2	Hose ASM
4	240-4	2	Grommet-Rubber
5	69-8970	2	Spacer
6	69-8940	4	Washer
7	340-70	2	Nut-Lock
8	106-7208	1	Hose ASM
9	105-7459	1	Hose ASM
10	3290-379	9	Tie-Cable
11	98-7404	1	Hose ASM
12	105-7374	1	Tube-HYD
12:1	237-22	2	O-Ring
13	3296-39	1	Nut-Lock, NI
14	2412-113	1	Clamp
15	340-86	1	Fitting-HYD, Tee
15:1	237-22	2	O-Ring
15:2	237-42	1	O-Ring
16	323-4	1	Screw-HH
17	92-7833	1	Hose ASM
18	100-5641	3	Hose ASM
19	2412-36	12	Clamp-Hose
20	95-0961	1	Hose ASM
21	105-7366	1	Tube-HYD

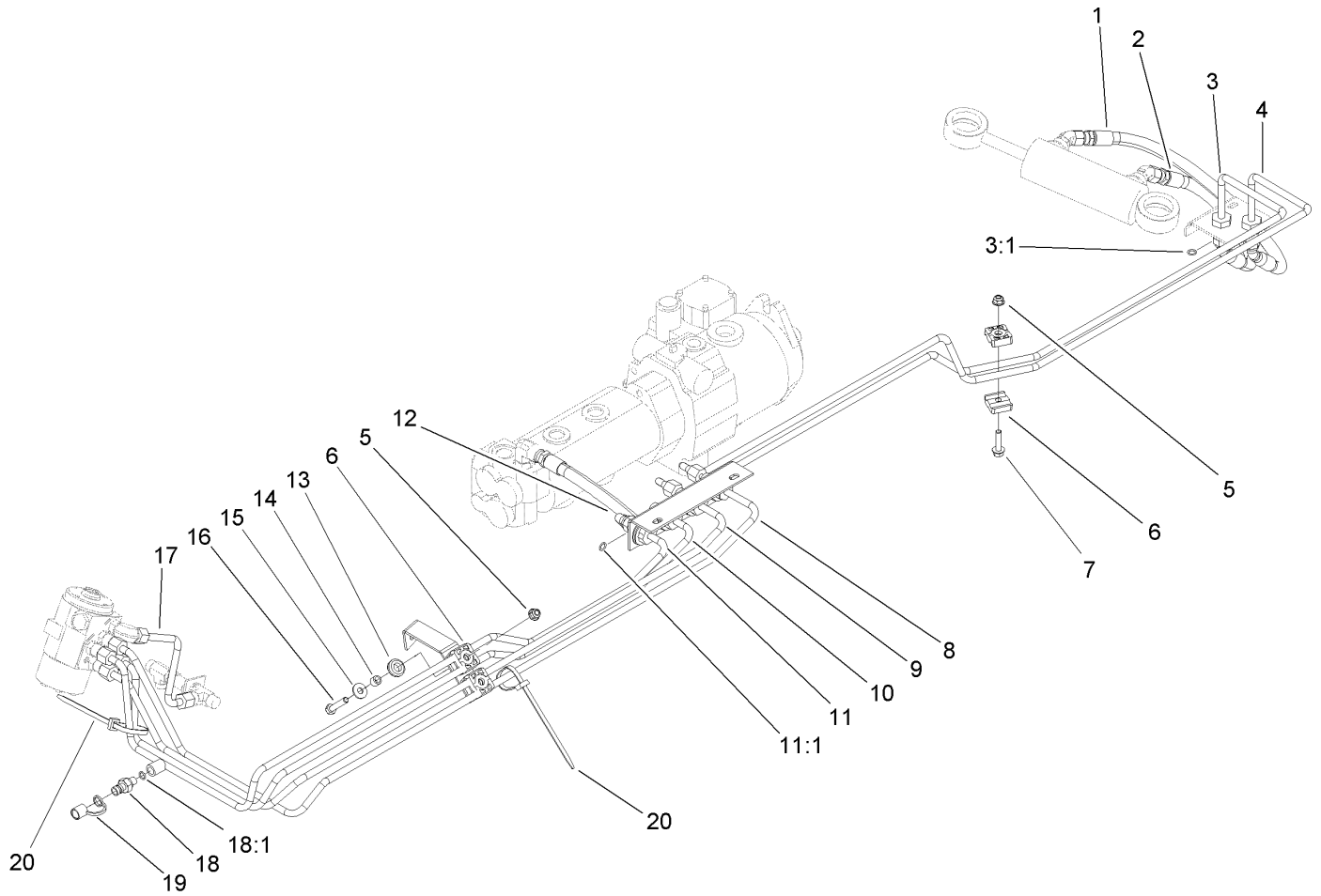
Ref	Part No.	Qty.	Description
21:1	237-58	1	O-Ring
22	105-7365	1	Tube-HYD
22:1	237-58	1	O-Ring
23	104-0796	1	Tube-HYD, RH Cooler
23:1	340-65	1	O-Ring
24	107-0243	2	Hose ASM
25	104-0797	1	Tube-HYD, LH Cooler
25:1	340-65	1	O-Ring
26	100-5645	1	Hose ASM
27	104-2235	1	Hose ASM
28	104-2264	1	Hose ASM
29	100-5649	2	Hose
30	340-126	5	Nut-Bulkhead
31	240-7	5	Grommet-Rubber
32	69-8900	5	Spacer
33	69-8910	10	Washer
34	104-0795	1	Tube-HYD, Front PTO
34:1	237-58	1	O-Ring
35	100-5607	1	Hose
36	354-107	4	Fitting-HYD, Tee
37	105-7363	1	Tube-HYD
37:1	237-58	1	O-Ring
38	105-7364	1	Tube-HYD
38:1	237-58	1	O-Ring



Lift Arm Hydraulic Plumbing Assembly

Ref	Part No.	Qty.	Description
1	107-0222	2	Hose ASM
2	107-0221	2	Hose ASM
3	92-7595	2	Hose ASM
4	104-2234	2	Hose ASM
5	83-9600	1	Hose ASM
6	104-2239	1	Hose ASM
●6:1	237-79	1	O-Ring
7	100-5589	1	Hose ASM
8	104-2240	2	Hose ASM
9	100-3089	1	Tube-HYD, Charge
10	105-7367	1	Tube-HYD
●10:1	237-22	1	O-Ring
11	105-7368	1	Tube-HYD
●11:1	237-22	1	O-Ring
12	105-7369	1	Tube-HYD
●12:1	237-22	1	O-Ring
13	105-7370	1	Tube-HYD
13:1	237-22	1	O-Ring
14	105-7371	1	Tube-HYD
15	340-70	4	Nut-Lock
16	3290-379	4	Tie-Cable
17	32144-14	2	Screw-HWHTF
18	2412-113	1	Clamp
19	107-0172	1	Angle-Support

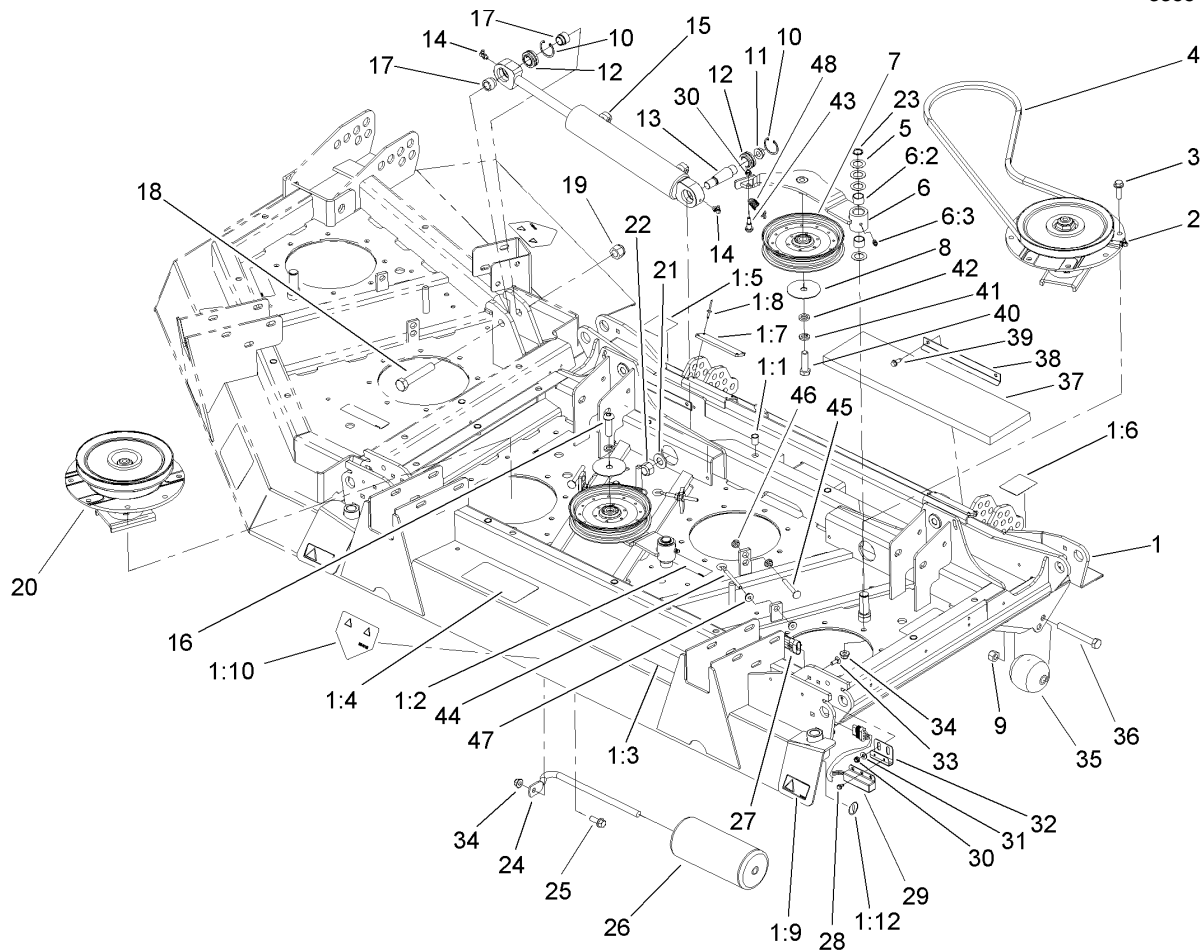
Ref	Part No.	Qty.	Description
20	322-6	1	Screw-HH
21	3256-23	1	Washer-Flat
22	56-7973	2	Clamp-Tube
23	104-8300	1	Nut-Flange, NI
24	92-2992	1	Foam-Strap



Steering Hydraulic Assembly

Ref	Part No.	Qty.	Description
1	92-7538	1	Hose ASM
2	92-7539	1	Hose ASM
3	100-5576	1	Tube-HYD, Steering, Rear, RH
3:1	237-22	1	O-Ring
4	100-5575	1	Tube-HYD, Steering, Rear, LH
④:1	237-22	1	O-Ring
5	104-8300	3	Nut-Flange, NI
6	56-7973	6	Clamp-Tube
7	3234-36	1	Screw-HHF
8	100-3091	1	Tube-HYD, Steering, Front, LH
⑧:1	237-22	1	O-Ring
9	100-3092	1	Tube-HYD, Steering, Front, RH
⑨:1	237-22	1	O-Ring
10	100-3093	1	Tube-HYD (Beyond Power Steering)
⑩:1	237-22	1	O-Ring
11	100-3090	1	Tube-HYD, Pressure Steering
11:1	237-22	1	O-Ring
12	69-5440	1	Hose ASM
13	93-5108	2	Grommet-Rubber
14	93-5109	2	Spacer
15	3256-71	2	Washer-Flat
16	322-8	2	Screw-HH
17	100-5588	1	Tube-HYD (Steer And Drain)

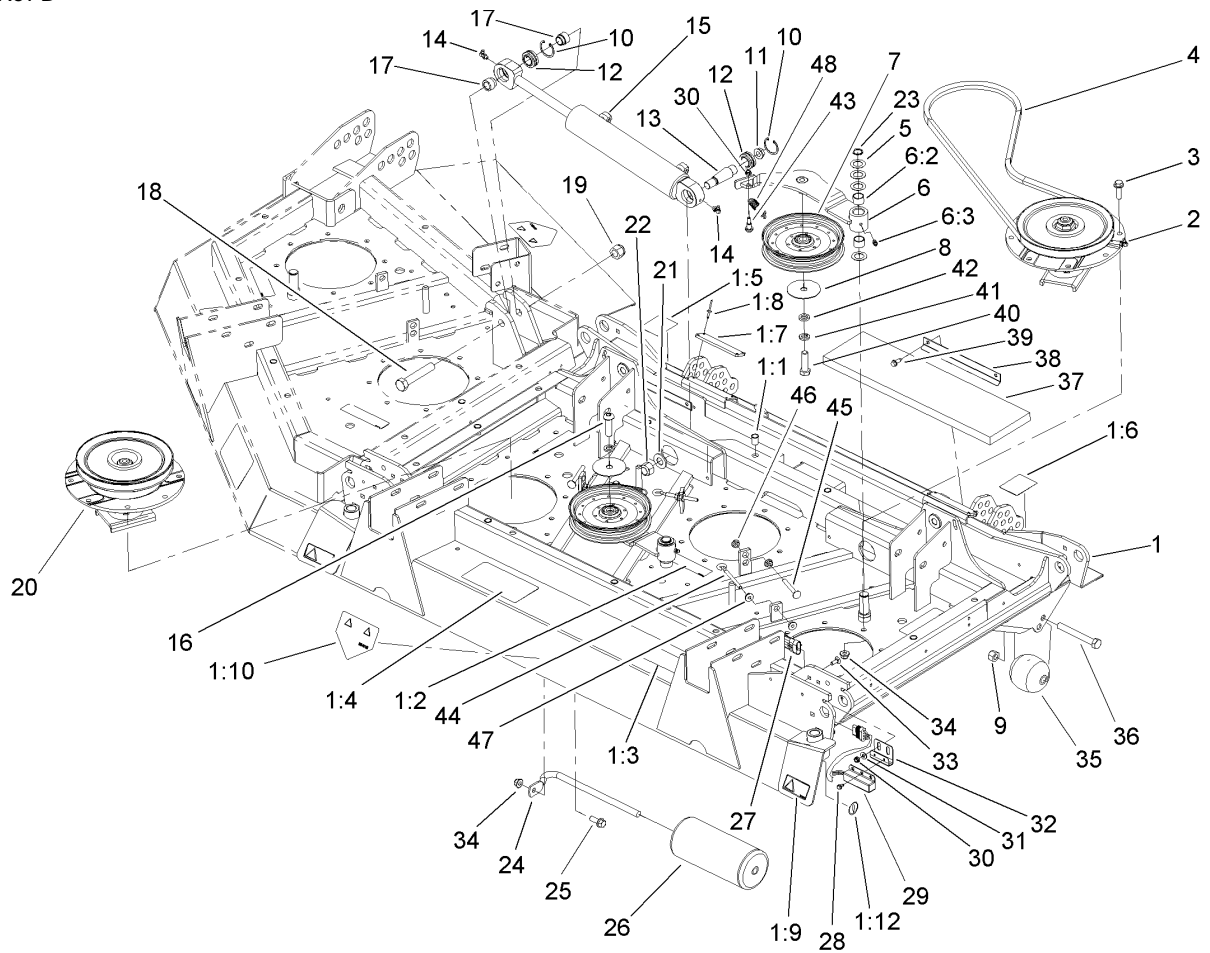
Ref	Part No.	Qty.	Description
18	354-77	1	Fitting-Quick
18:1	237-78	1	O-Ring
19	354-79	1	Cap-Dust
20	3290-378	2	Tie-Cable



Center Deck Assembly

Ref	Part No.	Qty.	Description
1	110-3297	1	Center Deck ASM
1:1	32148-9	9	Insert-Nut
1:2	100-6578	3	Decal-Danger
1:3	93-7818	1	Decal-Torque, Blade Bolt
1:4	100-5622	1	Decal-HOC
1:5	106-4250	1	Decal-HOC, RH
1:6	106-4251	1	Decal-HOC, LH
1:7	105-0786	2	Pad-Plastic
1:8	3269-24	8	Rivet
1:9	93-6674	2	Decal-Warning
1:10	106-6753	1	Decal-Danger, Ce
1:12	58-6520	2	Decal-Grease
2	104-3532	3	Low Driven Spindle ASM
3	3234-24	44	Screw-HHF
4	108-8077	4	V-Belt, Deck
5	3-6498	16	Washer-Thrust
6	110-6128	4	Idler Arm ASM
6:2	256-76	2	Bushing
6:3	302-5	1	Fitting-Grease
7	110-9596	4	Pulley-Idler
8	100-3102	4	Washer-Flat
9	3296-45	2	Nut-Lock, NI
10	32151-34	4	Ring-Retaining
11	32128-42	2	Nut-HF

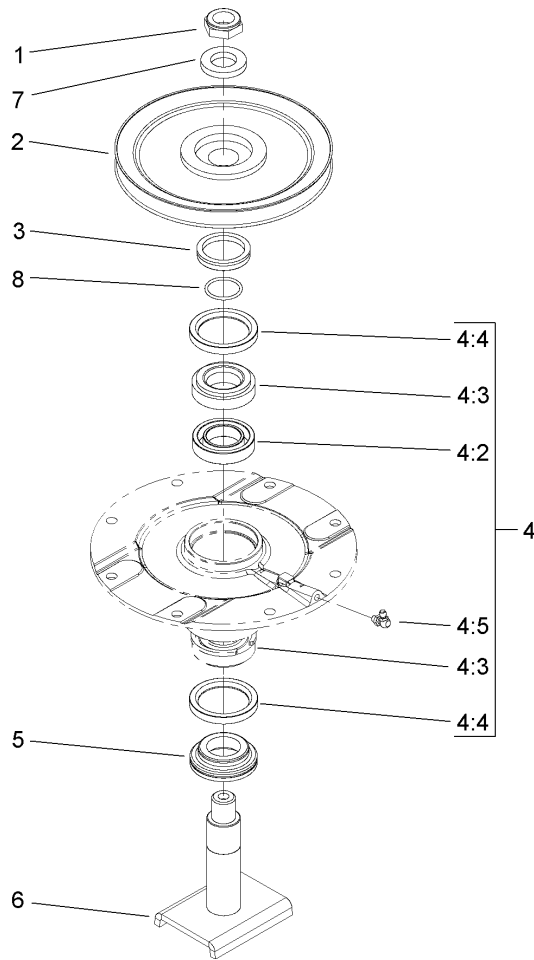
Ref	Part No.	Qty.	Description
12	105-7441	4	Bearing-Spherical
13	105-7468	2	Stud-Tapered
14	302-60	4	Fitting-Grease, 90 DEG
15	107-0190	2	Cylinder-Lift, Wing
16	108-1993	1	Screw-HSBH
17	105-7443	4	Spacer-Pilot
18	327-14	2	Screw-HH
19	3296-53	2	Nut-Lock, NI
20	104-3531	1	High Driven Spindle ASM
21	3256-27	2	Washer-Flat
22	3296-41	2	Nut-Lock NI
23	32120-72	4	Ring-Snap
24	68-6840	1	Shaft-Roller
25	3234-11	1	Screw-HHF
26	68-6710	1	Roller
27	105-7473	1	Harness-Wire, Deck
28	104-2065	4	Screw-HWH
29	104-0758	2	Sensor-Ferrous
30	3296-56	8	Nut-Lock, NI
31	3256-22	4	Washer-Flat
32	106-4264	2	Bracket-Switch
33	3229-1	4	Screw-CARR
34	104-8301	45	Nut-Flange, NI
35	29-4820	2	Roller



Center Deck Assembly (continued)

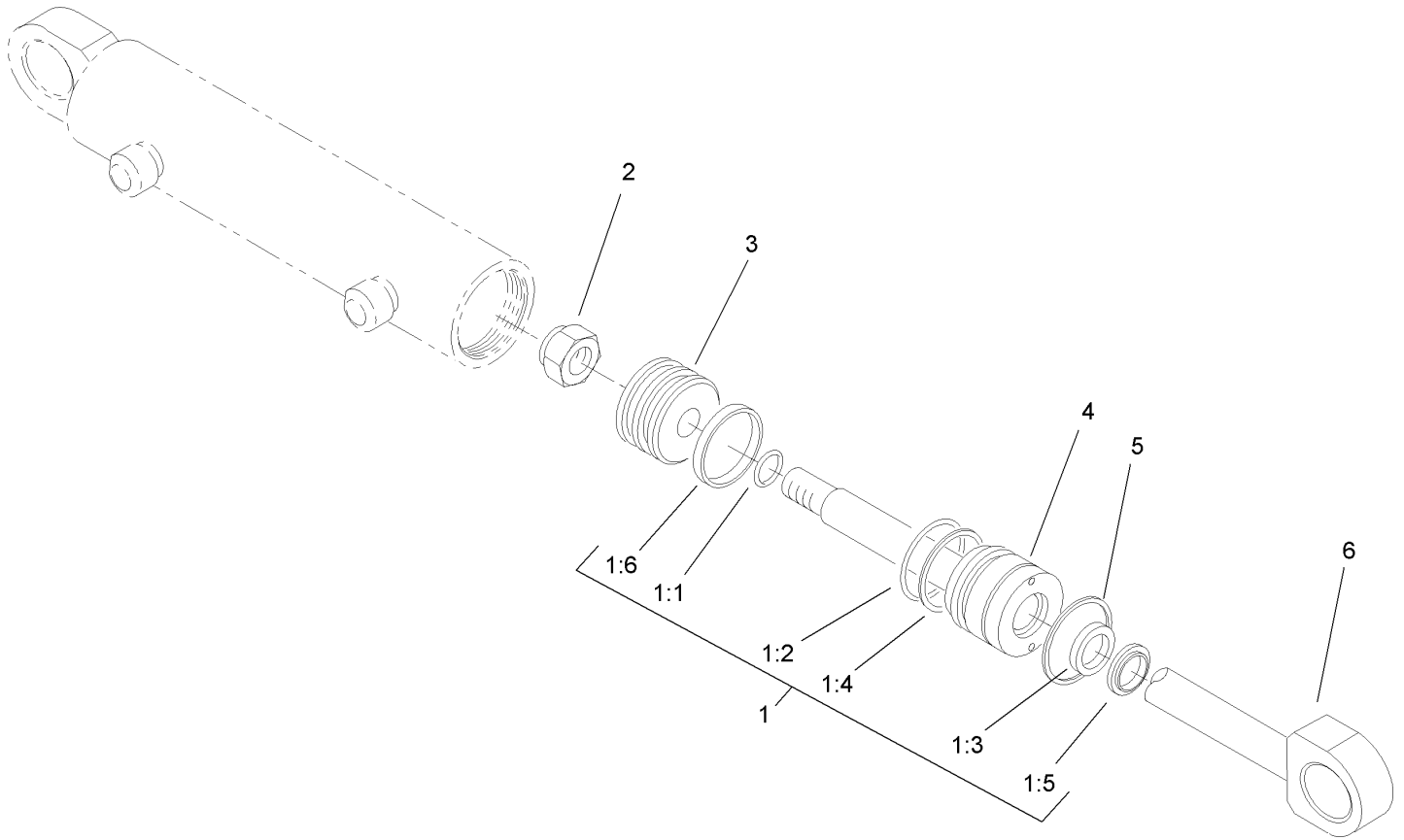
Ref	Part No.	Qty.	Description
36	325-17	2	Screw-HH
37	106-7179	2	Pad-Foam
38	106-7227	4	Support-Pad
39	32104-95	8	Screw-HWH
40	325-7	3	Screw-HH
41	3253-7	4	Washer-Lock
42	9202424	3	Spacer
43	104-0858	4	Bolt-Shoulder
44	68-0090	4	Screw-Adjusting
45	3230-7	4	Screw-CARR
46	32128-26	8	Nut-Flange
47	32128-14	8	Nut-HF
48	107938	4	Spring-Extension

--	--	--	--



Low Driven Spindle Assembly No. 104-3532

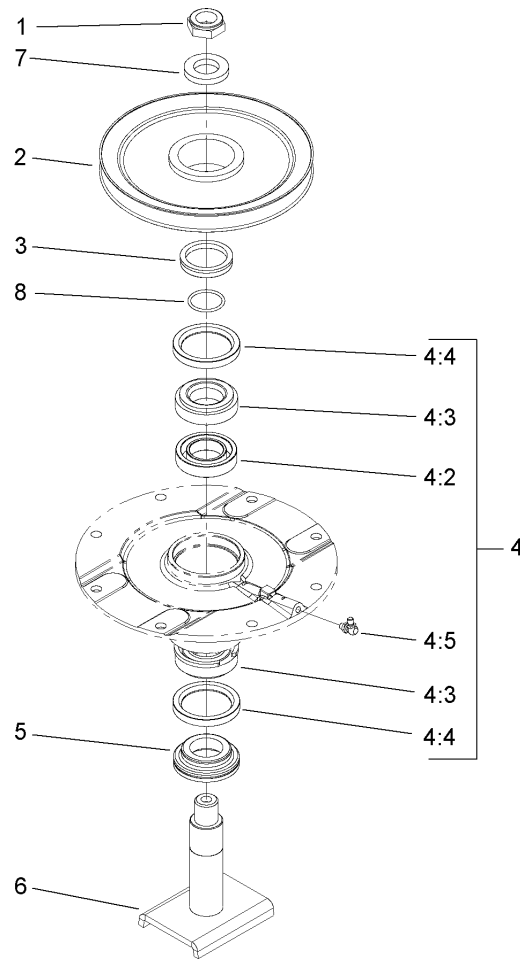
Ref	Part No.	Qty.	Description
1	3296-60	1	Nut-Lock, NI
2	104-3546	1	Pulley-Driven, Low
3	104-3564	1	Seal-V Ring
4	104-3552	1	Spindle Housing ASM
4:2	104-3549	1	Bearing Spacer Set
4:3	26-1830	1	Bearing Kit (Matched Set)
4:4	253-154	2	Seal-Oil
4:5	302-60	1	Fitting-Grease, 90 DEG
5	69-6950	1	Spacer-Shaft, Spindle
6	104-3554	1	Spindle Shaft ASM
7	104-8322	1	Washer-Hardened
8	106-7159	1	O-Ring



Wing Lift Cylinder Assembly No. 107-0190

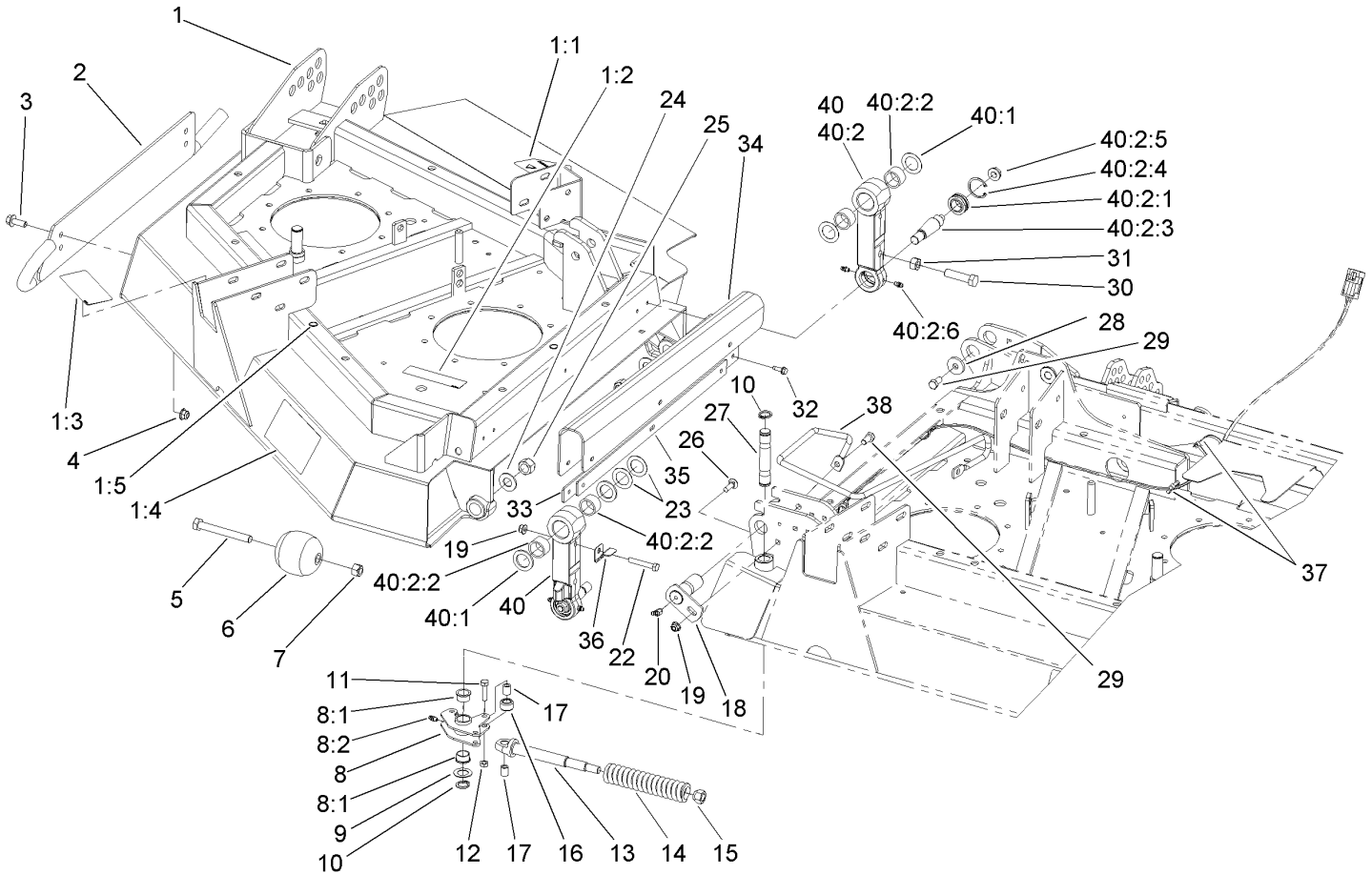
Ref	Part No.	Qty.	Description
1	107-0247	1	Seal Kit
1:1		1	O-Ring
1:2		1	O-Ring
1:3		1	Seal
1:4		1	Back-Up
1:5		1	Wiper
1:6		1	Seal W/O-Ring
2		1	Locknut
3		1	Piston
4		1	Head
5		1	Ring-Retaining
6		1	Rod ASM

--	--	--	--



High Driven Spindle Assembly No. 104-3531

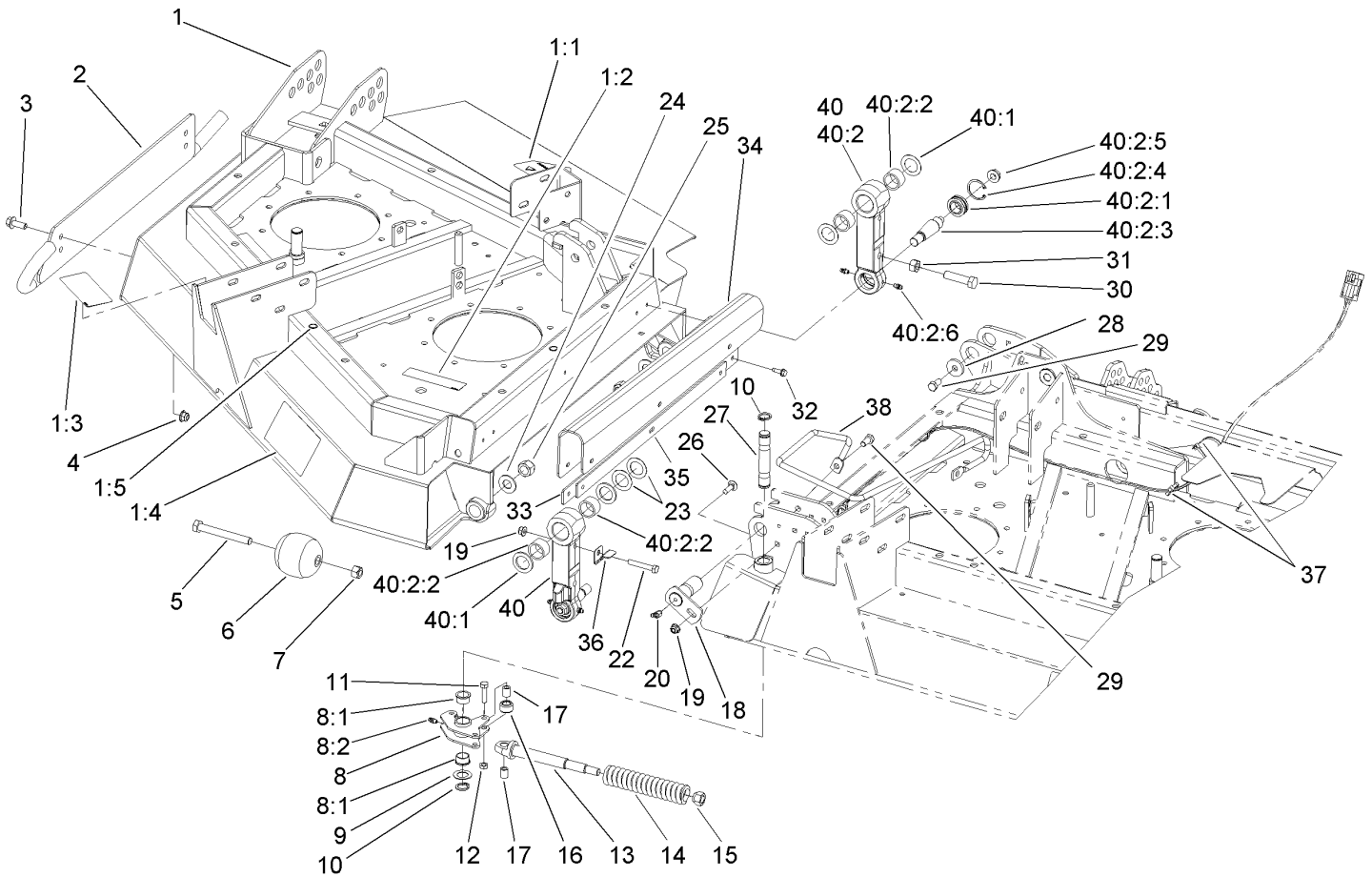
Ref	Part No.	Qty.	Description
1	3296-60	1	Nut-Lock, NI
2	104-3548	1	Pulley-Driven, High
3	104-3564	1	Seal-V Ring
4	104-3552	1	Spindle Housing ASM
4:2	104-3549	1	Bearing Spacer Set
4:3	26-1830	1	Bearing Kit (Matched Set)
4:4	253-154	2	Seal-Oil
4:5	302-60	1	Fitting-Grease, 90 DEG
5	69-6950	1	Spacer-Shaft, Spindle
6	104-3554	1	Spindle Shaft ASM
7	104-8322	1	Washer-Hardened
8	106-7159	1	O-Ring



Break Away Link Assembly

Ref	Part No.	Qty.	Description
1	110-3299	1	LH Deck ASM
1	110-3298	1	RH Deck ASM
1:1	106-6753	1	Decal-Danger, Ce
1:2	100-6578	2	Decal-Danger
1:3	93-7818	1	Decal-Torque, Blade Bolt
1:4	100-5622	1	Decal-HOC
1:5	32148-9	4	Insert-Nut
2	105-7437-01	1	LH Skid ASM
2	105-7430-01	1	RH Skid ASM
3	3234-42	4	Screw-HHF
4	104-8301	4	Nut-Flange, NI
5	325-17	2	Screw-HH
6	29-4820	2	Roller
7	3296-45	2	Nut-Lock, NI
8	105-7469	2	Latch ASM
8:1	256-252	2	Bearing-Flange
8:2	302-5	1	Fitting-Grease
9	1278	2	Washer
10	32120-93	4	Ring-Retaining, EXT
11	322-6	6	Screw-HH
12	3296-47	6	Nut-Lock, NI
13	106-4317	2	Support-Spring
14	86-2560	2	Spring-Comp
15	242-50	2	Nut-Lug

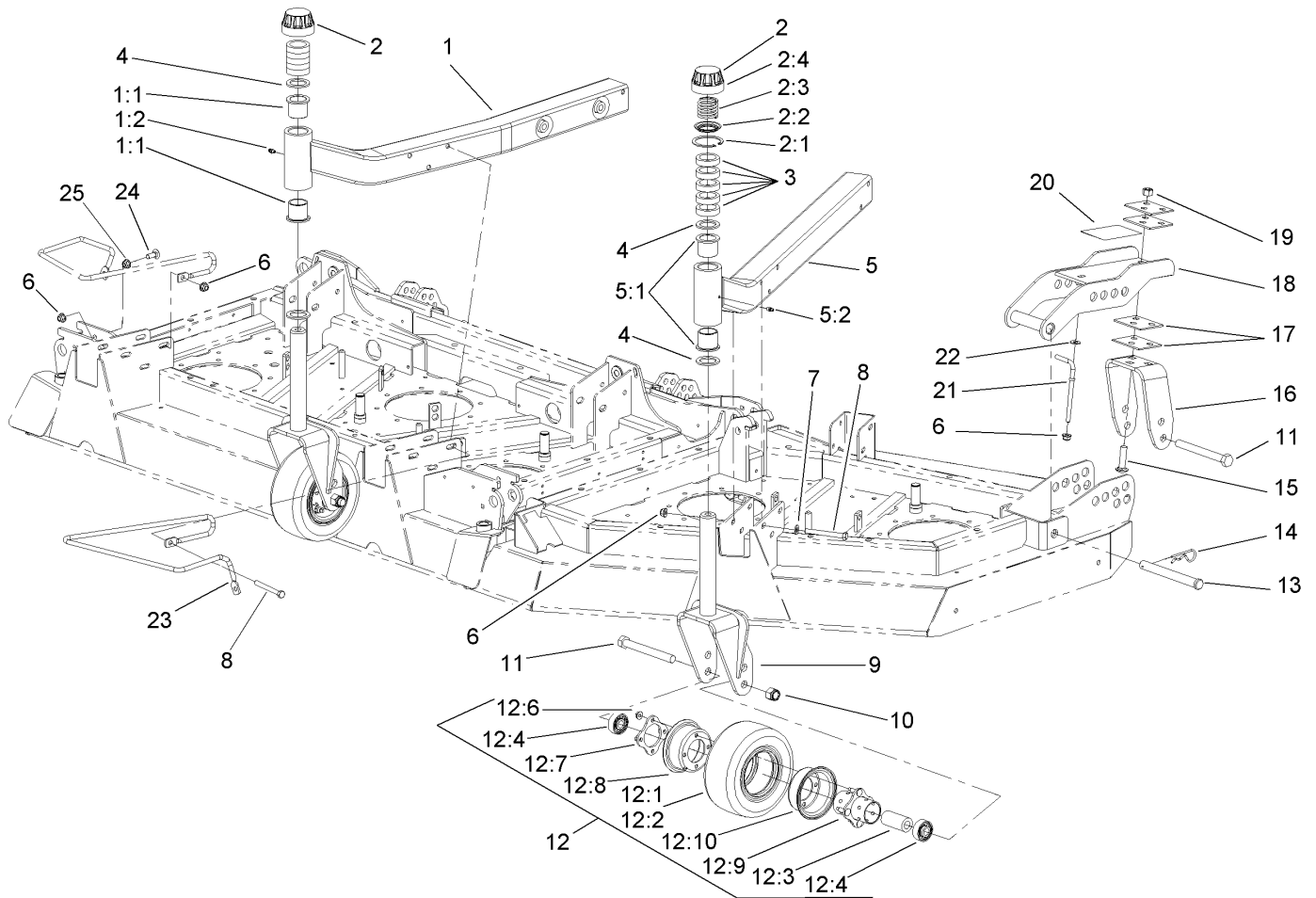
Ref	Part No.	Qty.	Description
16	86-2120	4	Roller-Lock
17	86-2090	6	Bushing
18	106-7171	4	Pin Pivot ASM
19	104-8300	6	Nut-Flange, NI
20	302-11	4	Fitting-Lube, 45 DEG
22	322-10	2	Screw-HH
23	9547	8	Washer-Thrust
24	3256-27	4	Washer-Flat
25	3296-41	4	Nut-Lock NI
26	3230-2	4	Bolt-CARR
27	105-7482	2	Pin-Latch
28	53-6380	2	Washer-Flat
29	323-4	4	Screw-HH
30	325-8	2	Screw-HH
31	3217-9	2	Nut-HH
32	32104-95	12	Screw-HWH
33	107-0170-03	2	Strap-Wing
34	106-4334	2	Shield-Flex
35	107-0171-03	2	Strap-Shield
36	107-0166	2	Tab-Switch
37	3290-379	4	Tie-Cable
38	107-0182	1	Guide-Hose, RH
40	107-0202	4	Link Assembly Kit
40:1	92-7845	2	Spacer-Hardened



Break Away Link Assembly (continued)

Ref	Part No.	Qty.	Description
40:2	107-0203	1	Link ASM
40:2:1	105-7441	1	Bearing-Spherical
40:2:2	106-7248	2	Bushing
40:2:3	105-7468	1	Stud-Tapered
40:2:4	32151-34	1	Ring-Retaining
40:2:5	32128-42	1	Nut-HF
40:2:6	302-5	2	Fitting-Grease

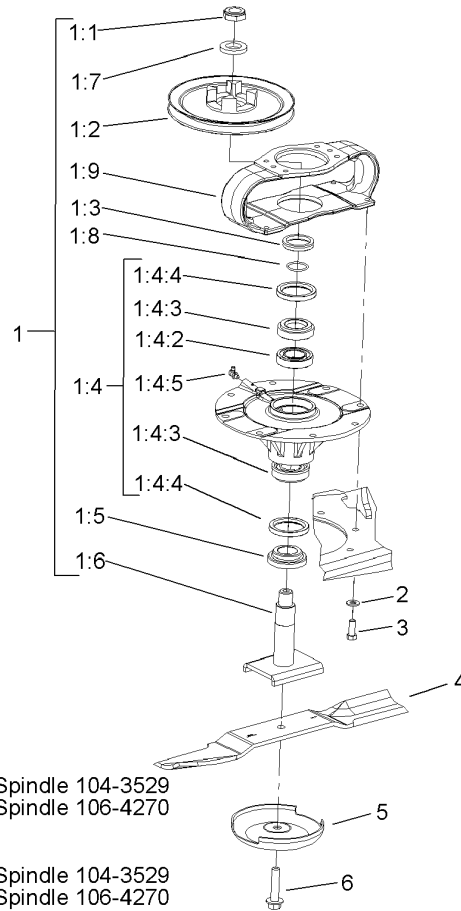
--	--	--	--



Castor Fork Assembly

Ref	Part No.	Qty.	Description
1	105-7414	2	Center Castor Arm ASM
1:1	69-6470	2	Bushing-Caster
1:2	302-5	1	Fitting-Grease
2	92-9727	4	HOC Cap ASM
2:1	92-5581	1	Ring-Retaining
2:2	92-5583	1	Washer-Cap
2:3	92-9726	1	Spring-Compression
2:4	92-8861	1	Cap-HOC
3	69-1510	20	Spacer-Caster
4	69-6860	8	Washer-Thrust
5	105-7429	2	Side Castor Arm ASM
5:1	69-6470	2	Bushing-Caster
5:2	302-5	1	Fitting-Grease
6	104-8301	24	Nut-Flange, NI
7	3256-24	18	Washer-Flat
8	323-15	20	Screw-HH
9	92-7750-01	4	Fork-Castor
10	3296-53	6	Nut-Lock, NI
11	327-24	6	Screw-HH
12	93-9938	6	8 Inch Wheel ASM
12:1	93-9939	1	Tire
12:2	68-8950	1	Tube-Inner (W/Valve)
12:3	93-4241	1	Spacer-Bearing, Inner
12:4	93-4237	2	Bearing

Ref	Part No.	Qty.	Description
12:6	32128-16	4	Nut-HHF
12:7	93-4242	1	Plate
12:8	93-4239	1	Rim-Wheel, Half
12:9	93-5980	1	Hub
12:10	95-2741	1	Rim-Wheel, Half
13	100-5569	4	Pin-Clevis
14	3290-343	4	Pin-Hair
15	3233-4	6	Screw-CARR
16	105-7457-01	2	Fork-Rear
17	104-7524	8	Shim
18	104-7529-01	2	Castor Bracket ASM
19	3296-45	6	Nut-Lock, NI
20	100-5623	1	Decal-HOC
20	104-3579	1	Decal-HOC
21	106-2047	2	Rod-Tension
22	3256-3	2	Washer-Flat
23	107-0183	1	Guide-Hose, LH
24	3231-2	2	Screw-CARR
25	107-0229	2	Tab-Guide

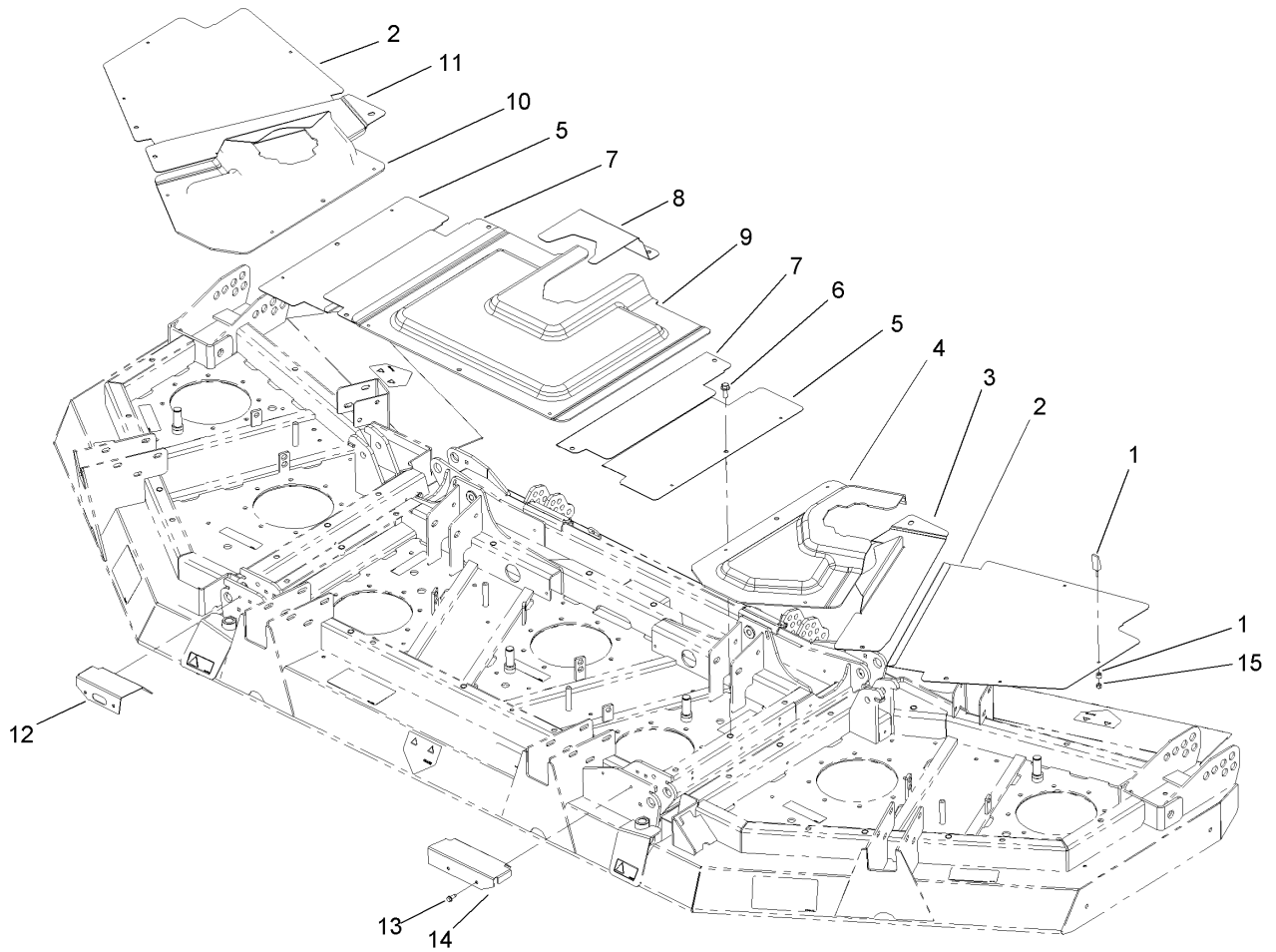


Note
 Item 1:2:
 104-3545 is used on Spindle 104-3529
 106-4269 is used on Spindle 106-4270

Item 1:9
 104-3544 is used on Spindle 104-3529
 106-4268 is used on Spindle 106-4270

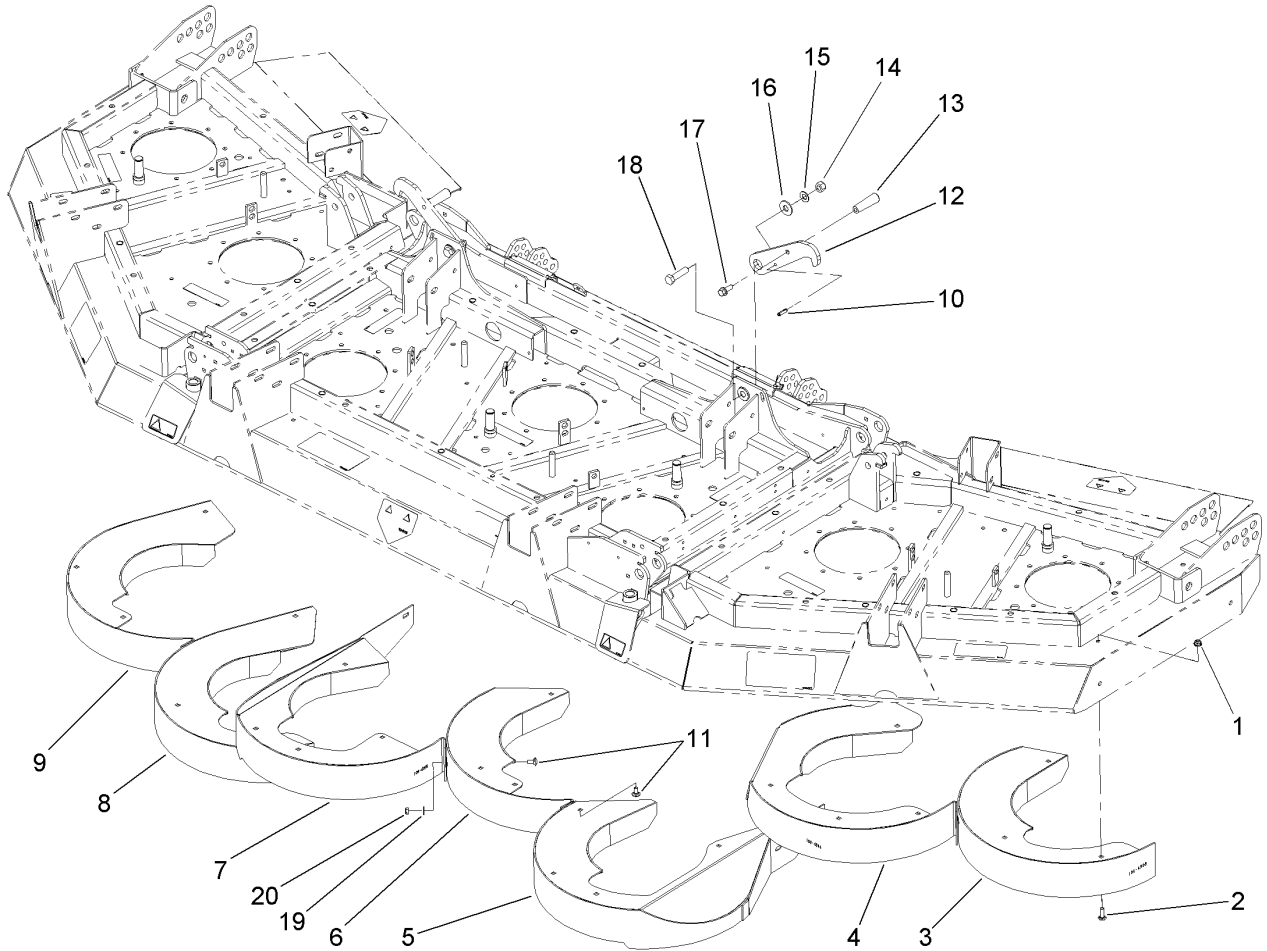
Spindle Assembly

Ref	Part No.	Qty.	Description
1	106-4270	1	Double Drive Spindle ASM
1	104-3529	2	Driving Spindle ASM
1:1	3296-60	1	Nut-Lock, NI
1:2	106-4269	1	Pulley-Drive, Double
1:2	104-3545	1	Pulley-Driving
1:3	104-3564	1	Seal-V Ring
1:4	104-3552	1	Spindle Housing ASM
1:4:2	104-3549	1	Bearing Spacer Set
1:4:3	26-1830	1	Bearing Kit (Matched Set)
1:4:4	253-154	2	Seal-Oil
1:4:5	302-60	1	Fitting-Grease, 90 DEG
1:5	69-6950	1	Spacer-Shaft, Spindle
1:6	104-3554	1	Spindle Shaft ASM
1:7	104-8322	1	Washer-Hardened
1:8	106-7159	1	O-Ring
1:9	106-4268	1	Mount-Motor, Drive
1:9	104-3544	1	Mount-Motor, Drive
2	3256-24	12	Washer-Flat
3	323-6	12	Screw-HH
4	106-7166-03	7	Blade-Combination (19In)
5	72-9361	7	Cup-Scalp, Anti
6	92-5816	7	Bolt-Blade



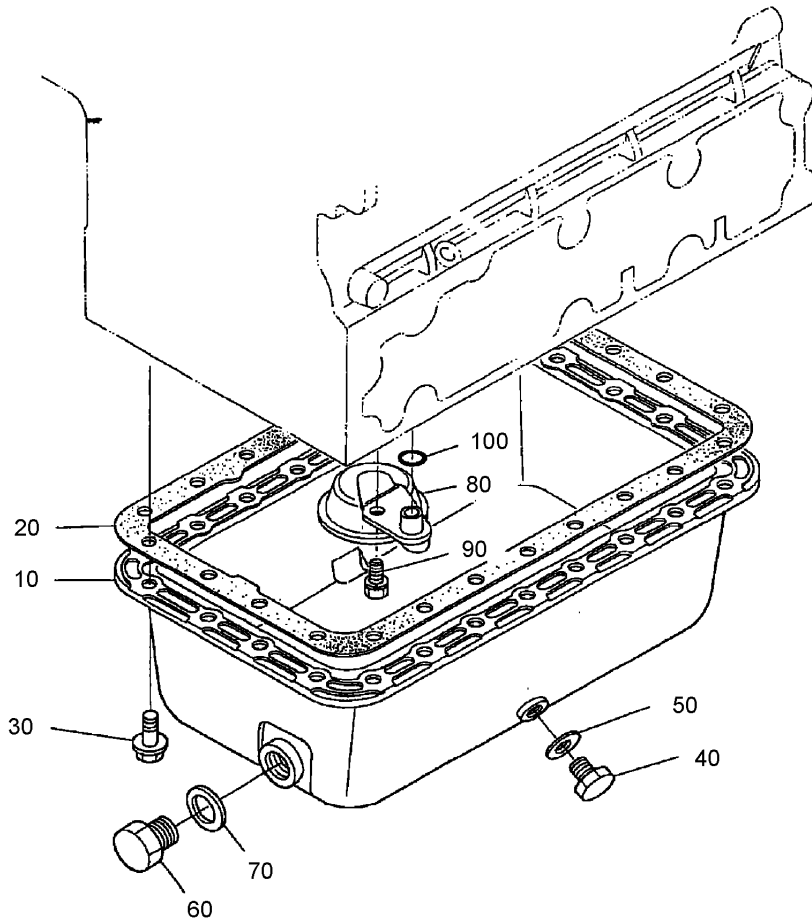
Deck Cover Assembly

Ref	Part No.	Qty.	Description	
1	74-5950	18	Latch-Swell	
2	106-4256-03	2	Cover-Outer, Wing	
3	106-4258-03	1	Cover-Inner, LH	
4	106-4260	1	Cover-Mount, LH	
5	106-4252-03	2	Cover-Outer, Center	
6	3234-42	17	Screw-HHF	
7	106-4255-03	2	Cover-Inner, Center	
8	106-4253-03	1	Cover-Rear, Center	
9	106-4254	1	Cover-Front, Center	
10	106-4259	1	Cover-Mount, RH	
11	106-4257-03	1	Cover-Inner, RH	
12	106-7173-01	1	Shield-RH	
13	32104-95	4	Screw-HWH	
14	106-7174-01	1	Shield-LH	
15	1-804254	18	Nut	



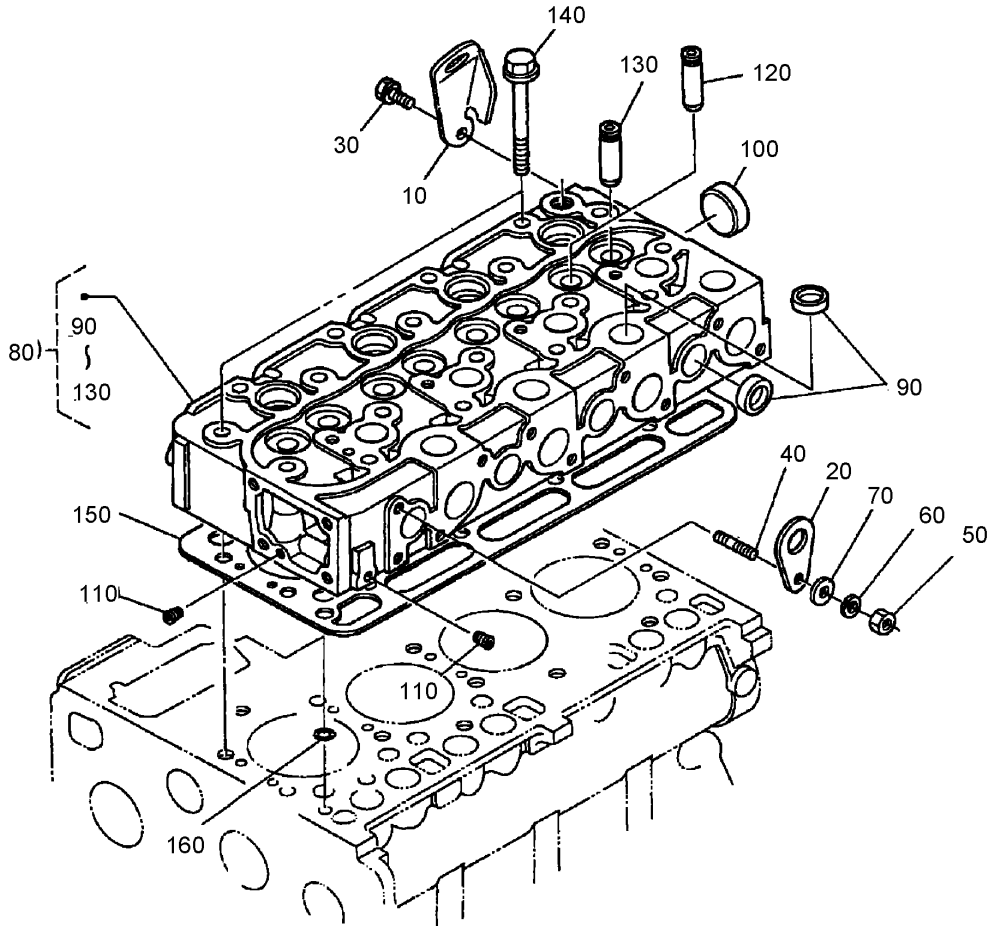
Rear Discharge Baffle Assembly

Ref	Part No.	Qty.	Description				
1	104-8300	24	Nut-Flange, NI				
2	3230-22	23	Screw-CARR				
3	106-4308-01	1	LH Out Chamber ASM				
4	106-4304-01	1	LH Inside Chamber ASM				
5	106-4291-01	1	LH Center Chamber ASM				
6	106-4294-01	1	Center Chamber ASM				
7	106-4286-01	1	RH Center Chamber ASM				
8	106-4298-01	1	RH Inside Chamber ASM				
9	106-4301-01	1	RH Out Chamber ASM				
10	32121-24	2	Pin-Spring				
11	3230-18	5	Screw-CARR				
12	106-4340-01	2	Latch-Wing				
13	233-39	2	Knob-Control				
14	3296-25	2	Nut-Lock, NI				
15	3290-483	2	Washer-Conical				
16	3256-6	2	Washer-Flat				
17	3234-11	2	Screw-HHF				
18	325-8	2	Screw-HH				
19	3256-23	4	Washer-Flat				
20	3296-47	4	Nut-Lock, NI				



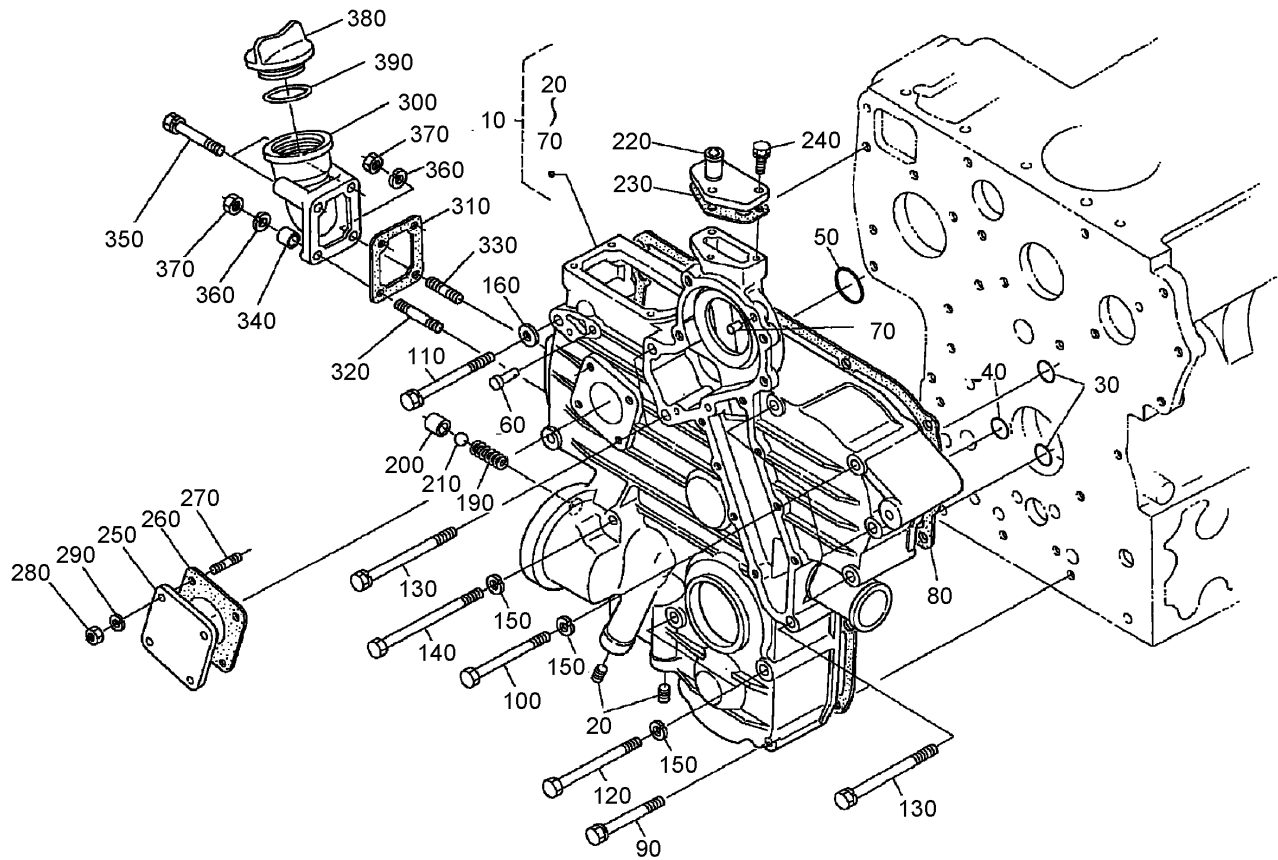
Oil Pan Assembly

Ref	Part No.	Qty.	Description				
10	98-7520	1	Pan-Oil				
20	108-7053	1	Gasket-Pan, Oil				
30	110-6194	24	Bolt-Flange				
40	98-9386	1	Plug				
50	98-7524	1	Gasket				
60	98-7529	1	Plug-Drain				
70	98-7528	1	O-Ring				
80	98-7525	1	Filter-Oil				
90	98-7526	1	Bolt				
100	108-7054	1	O Ring				



Cylinder Head Assembly

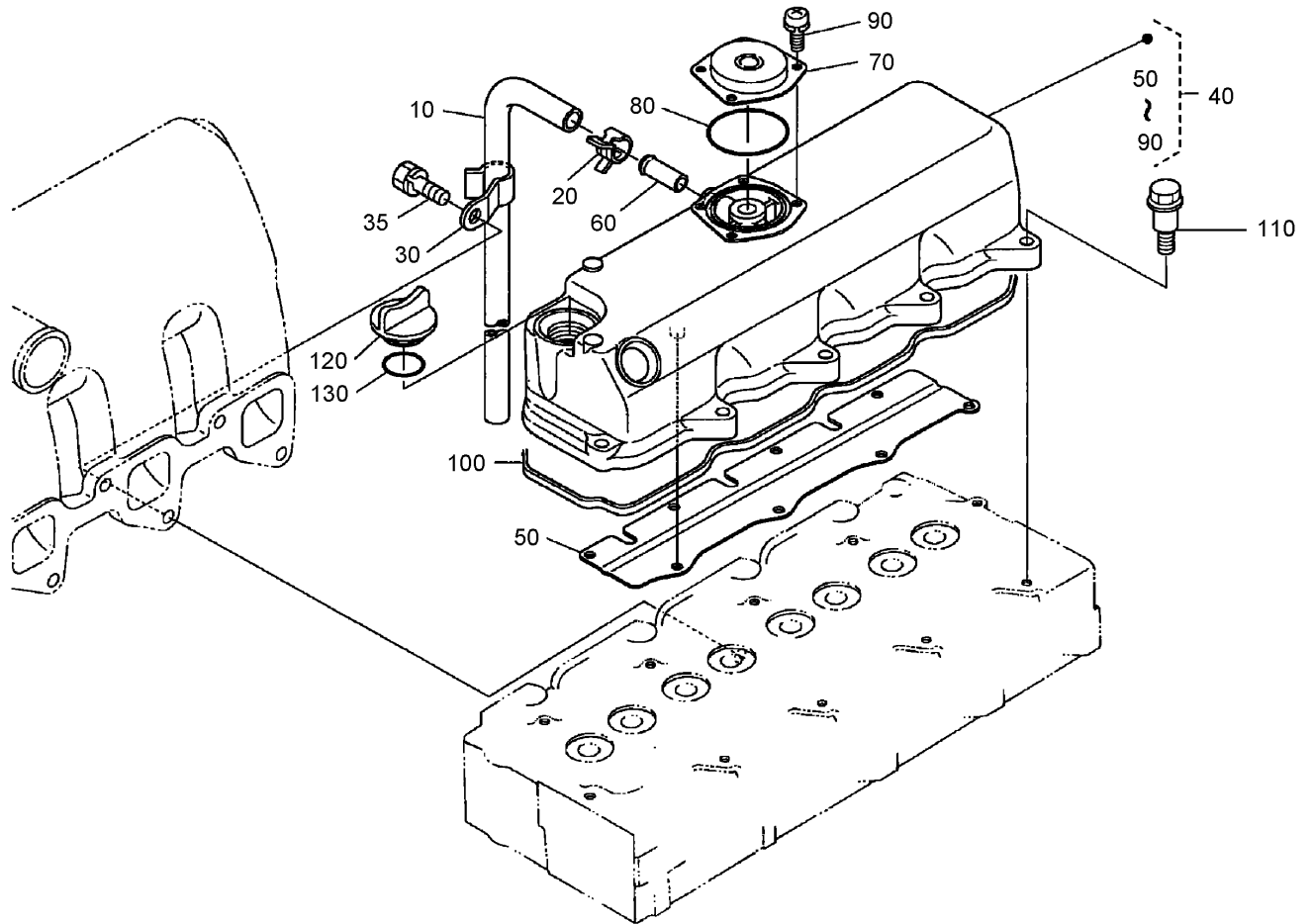
Ref	Part No.	Qty.	Description
10	98-7530	1	Hook-Engine
20	98-7531	1	Hook-Engine
30	98-7526	1	Bolt
40	98-7533	2	*obs* Stud
50	100-1559	1	Nut-Manifold, Exhaust
60	105-2893	1	Washer-Spring
70	98-7536	1	Washer-Plain
80	108-7055	1	Comp. Cylinder Head
90	98-7538	12	Cap-Sealing
100	98-7539	1	Cap-Sealing
110	98-7540	2	Plug
120	98-7541	4	Guide-Valve, Intake
130	98-7542	4	Guide-Valve, Exhaust
140	98-7543	18	Bolt-Head, Cylinder
150	100-9160	1	Gasket-Head, Cylinder
160	98-7509	1	O-Ring



Gear Case Assembly

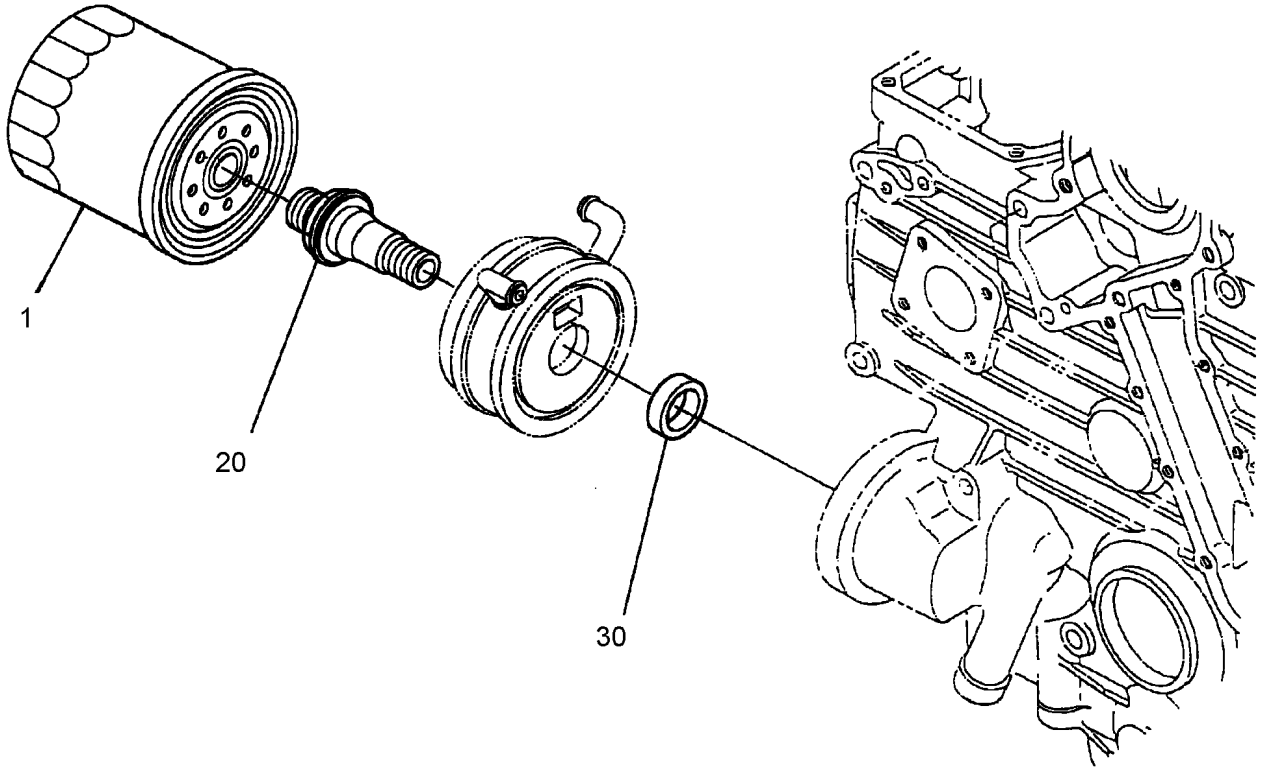
Ref	Part No.	Qty.	Description
10	100-9161	1	Gearcase ASM
20	107-0108	2	Plug
30	107-0104	2	O-Ring
40	107-0105	1	O-Ring
50	107-0106	1	O-Ring
60	98-7550	1	Pin-Spring, Start
70	98-7504	2	Pin-Straight
80	98-7552	1	Packing-Case, Gear
90	98-7553	2	Bolt
100	99-8336	5	Bolt
110	98-7555	1	Bolt
120	98-7556	2	Bolt
130	98-7557	3	Bolt
140	98-7558	2	Bolt
150	105-2893	9	Washer-Spring
160	98-7536	1	Washer-Plain
190	98-7563	1	Spring
200	98-7564	1	Seat-Valve
210	98-7565	1	Ball
220	98-7566	1	Flange-Return, Water
230	98-7567	1	Gasket
240	98-7568	3	Bolt
250	98-7569	1	Cover
260	98-7570	1	Gasket-Unit, H/Meter

Ref	Part No.	Qty.	Description
270	98-7571	4	Stud
280	98-7572	4	Nut
290	98-7699	4	Washer-Spring
300	100-9162	1	Flange-Filter, Oil
310	100-9163	1	Gasket
320	98-7571	1	Stud
330	100-9164	1	Stud
340	100-9165	1	Collar
350	107-9073	2	Bolt
360	98-7699	2	Washer-Spring
370	98-7572	2	Nut
380	98-7429	1	Plug-Filter, Oil
390	108-7064	1	O-Ring



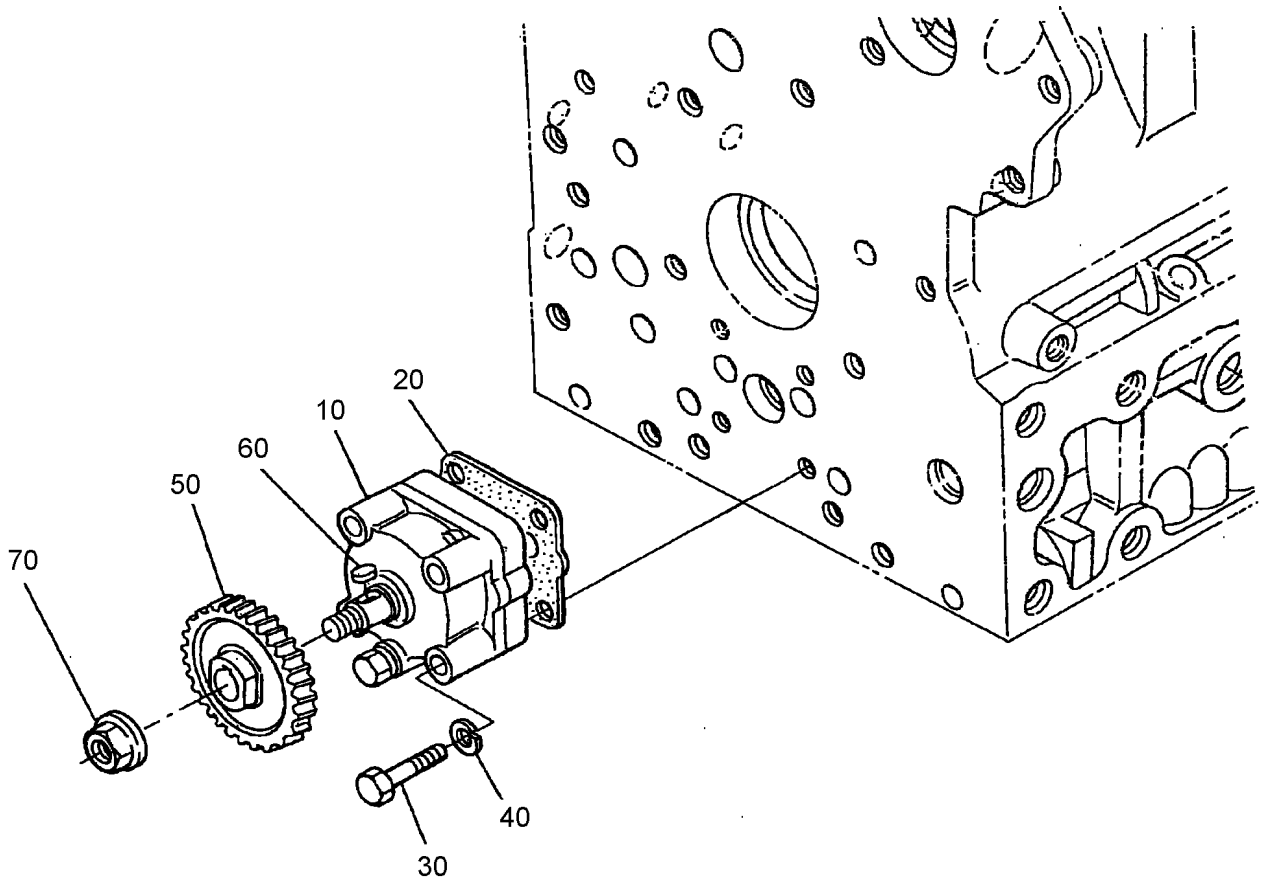
Head Cover Assembly

Ref	Part No.	Qty.	Description
10	108-7056	1	Tube, Breather
20	108-2859	1	Clamp-Hose
30	108-7057	1	Clamp, Breather Tube
35	98-7610	1	Bolt
40	108-7058	1	Cylinder Head Cover ASM
50	108-7059	1	Shield-Breather
60	98-7766	1	Pipe-Return, Water
70	108-7060	1	Cover, Breather
80	108-7061	1	O Ring, Breather
90	98-9364	4	Screw (W/Washer)
100	108-7062	1	Gasket-Head Cover
110	108-7063	10	Bolt
120	98-7429	1	Plug-Filter, Oil
130	108-7064	1	O-Ring



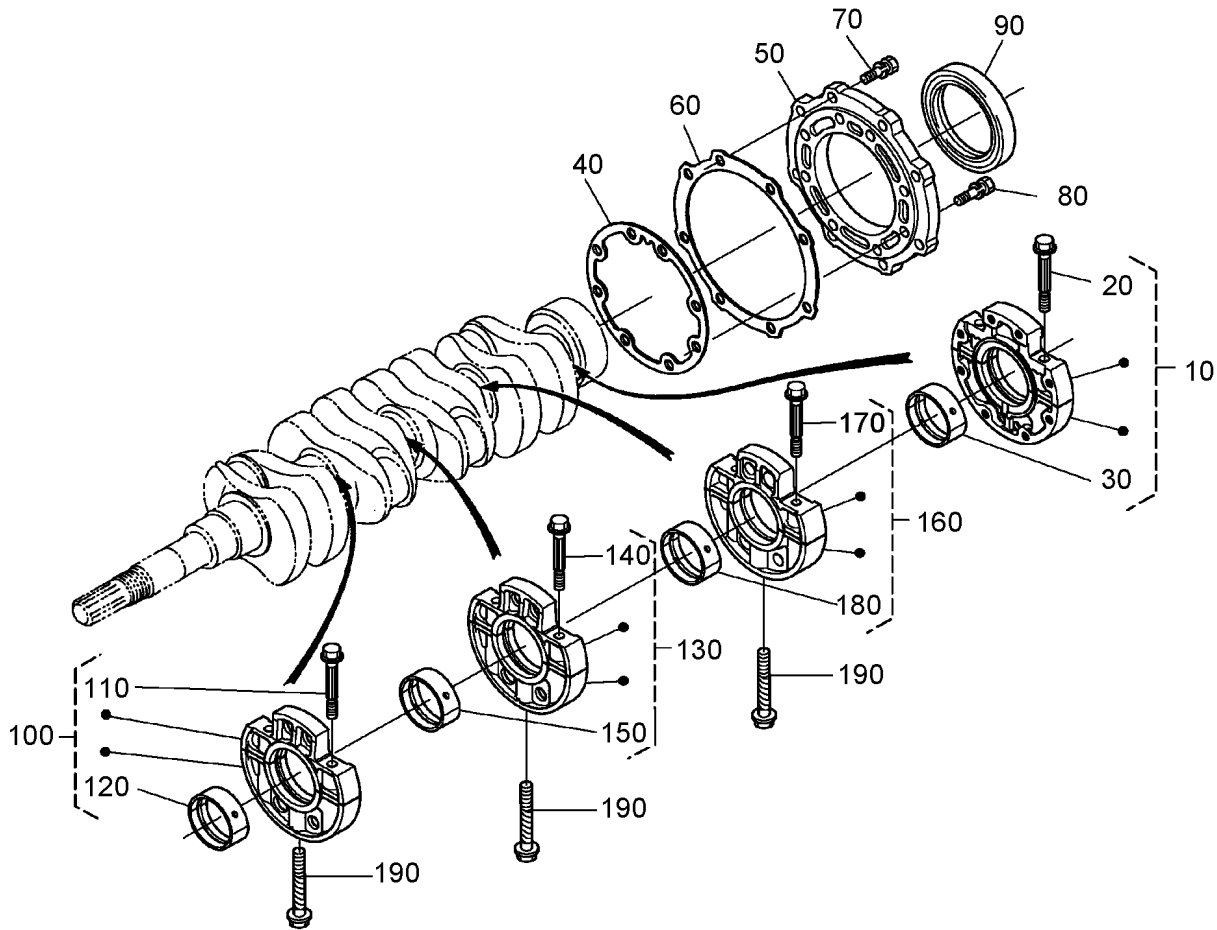
Oil Filter Assembly

Ref	Part No.	Qty.	Description
1	104-5169	1	Filter-Oil
20	100-9166	1	Connector
30	100-9167	1	Collar



Oil Pump Assembly

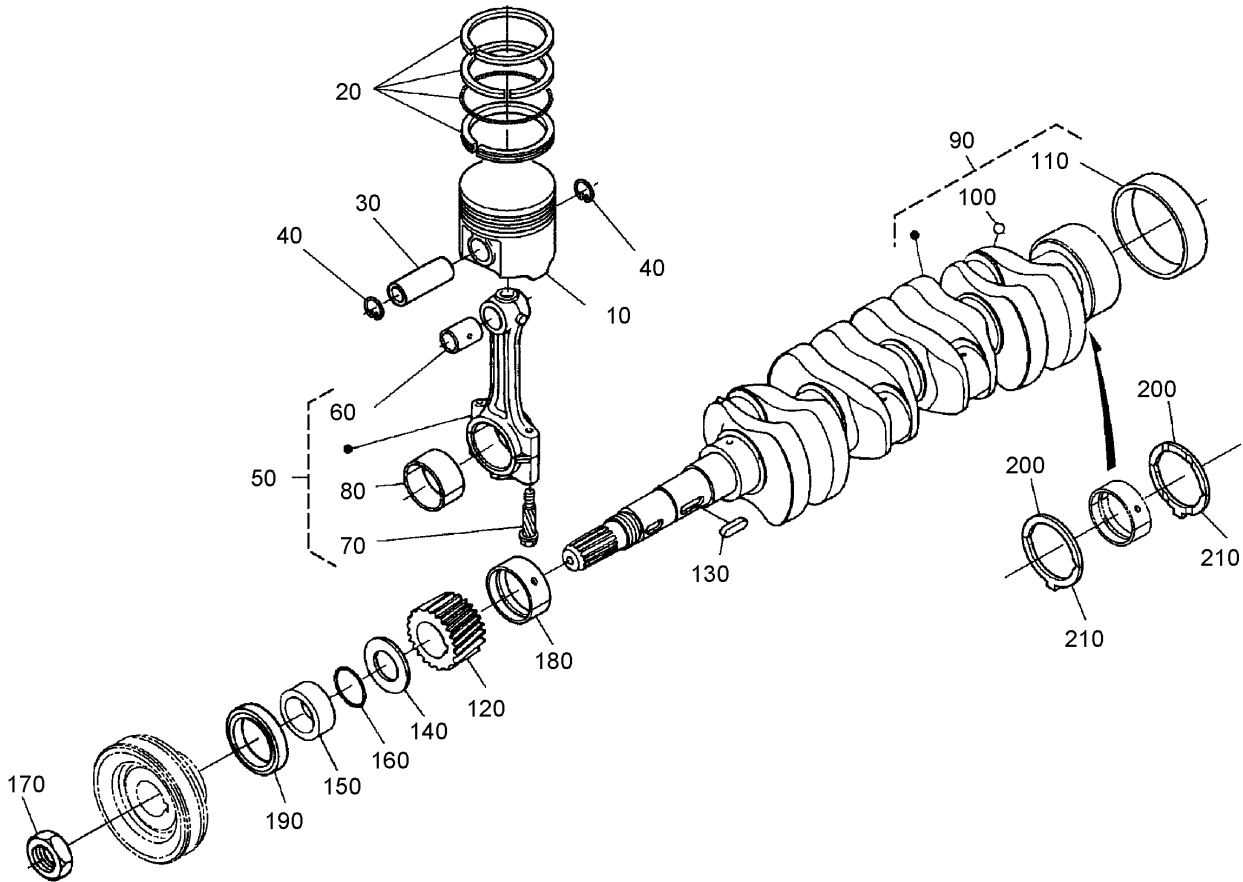
Ref	Part No.	Qty.	Description
10	100-9170	1	Oil Pump ASM
20	98-7513	1	Gasket-Pump, Oil
30	98-7514	4	Bolt
40	98-7699	4	Washer-Spring
50	98-7516	1	Gear-Drive, Oil Pump
60	98-7517	1	Key-Feather
70	98-7518	1	Nut-Flange



Main Bearing Case

Ref	Part No.	Qty.	Description
10	108-7065	1	Wheel Bearing Case ASM
20	108-7066	2	Bolt-Case, Bearing
30	108-7069	1	Metal-Crankshaft (-0.40Mm)
30	108-7068	1	Metal-Crankshaft (-0.20Mm)
30	108-7067	1	Metal-Crankshaft (STD)
40	108-7070	1	Gasket-Case, Bearing
50	108-7071	1	Cover-Case, Bearing
60	98-7437	1	Gasket-Case Cover, Bearing
70	98-7438	8	Bolt
80	98-7439	8	Bolt
90	108-7072	1	Seal-Oil
100	108-7073	1	Main Bearing Case ASM
110	108-7066	2	Bolt-Case, Bearing
120	108-7069	1	Metal-Crankshaft (-0.40Mm)
120	108-7068	1	Metal-Crankshaft (-0.20Mm)
120	108-7067	1	Metal-Crankshaft (STD)
130	108-7074	1	Main Bearing Case ASM
140	108-7066	2	Bolt-Case, Bearing
150	108-7067	1	Metal-Crankshaft (STD)
150	108-7068	1	Metal-Crankshaft (-0.20Mm)
150	108-7069	1	Metal-Crankshaft (-0.40Mm)
160	108-7097	1	Main Bearing Case ASM
170	108-7066	2	Bolt-Case, Bearing
180	108-7069	1	Metal-Crankshaft (-0.40Mm)

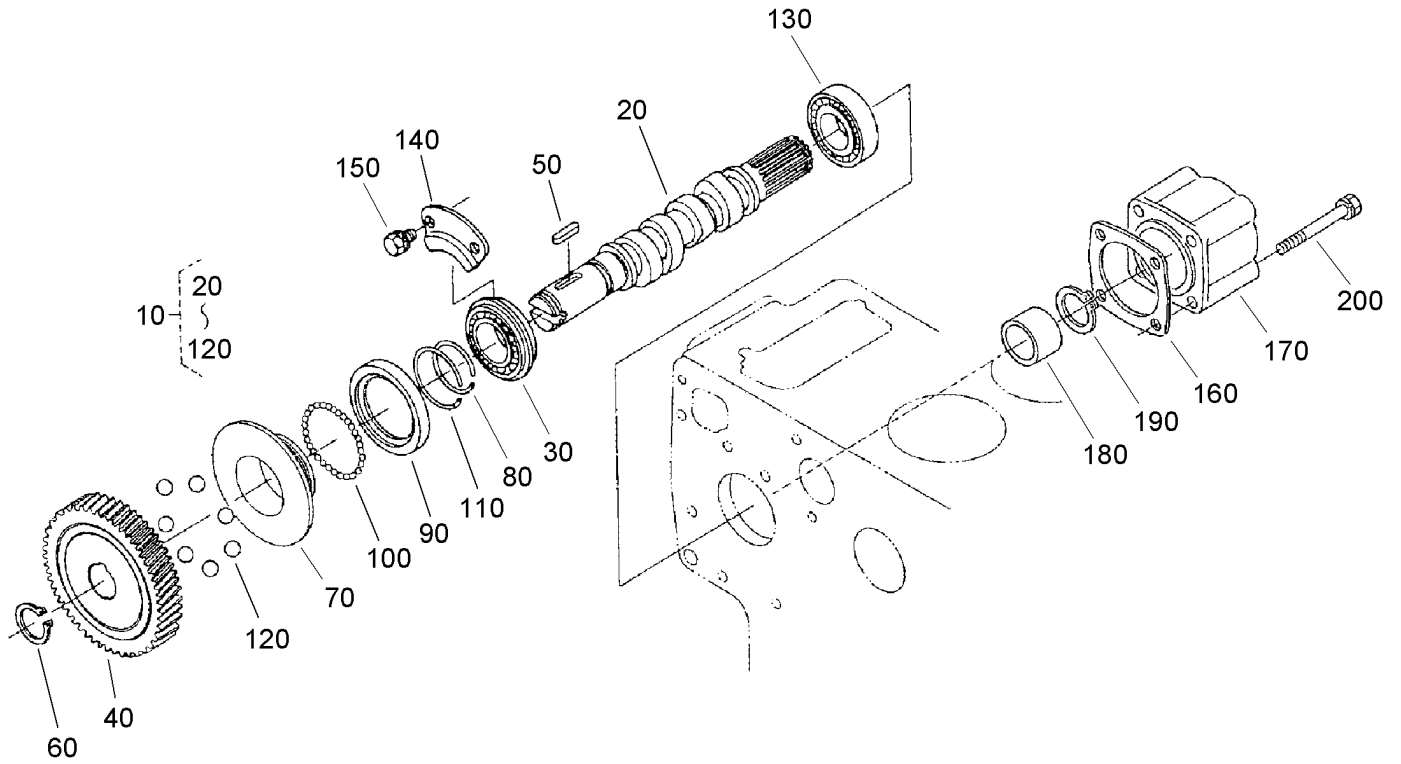
Ref	Part No.	Qty.	Description
180	108-7068	1	Metal-Crankshaft (-0.20Mm)
180	108-7067	1	Metal-Crankshaft (STD)
190	98-7444	3	Bolt-Case, Bearing



Piston and Crankshaft Assembly

Ref	Part No.	Qty.	Description
10	112-7000	4	Piston ASM
10	99-5435	1	Piston (.50Mm)
20	99-5436	1	Piston Ring ASM (0.50Mm)
20	100-9182	4	Piston Ring ASM (STD)
30	98-7464	4	Pin-Piston
40	98-7465	8	Clip-Pin, Piston
50	98-7466	4	Connecting Rod ASM
60	98-7467	4	Bushing-Pin, Piston
70	98-7468	8	Bolt-Rod, Connecting
80	98-7471	4	Metal-Crankpin (-0.40Mm)
80	98-7470	4	Metal-Crankpin (-0.20Mm)
80	98-7469	4	Metal-Crankpin (STD)
90	110-6195	1	Crankshaft-Complete (350001 Or Newer)
90	98-7472	1	Crankshaft-Complete (Prior To 350001)
100	98-7473	4	Ball
110	98-7474	1	Sleeve-Crankshaft
120	98-7475	1	Gear-Crankshaft
130	98-7451	1	Key-Feather
140	98-7476	1	Slinger-Oil
150	98-7477	1	Collar-Crankshaft
160	98-7478	1	O-Ring
170	98-7479	1	Nut-Crankshaft

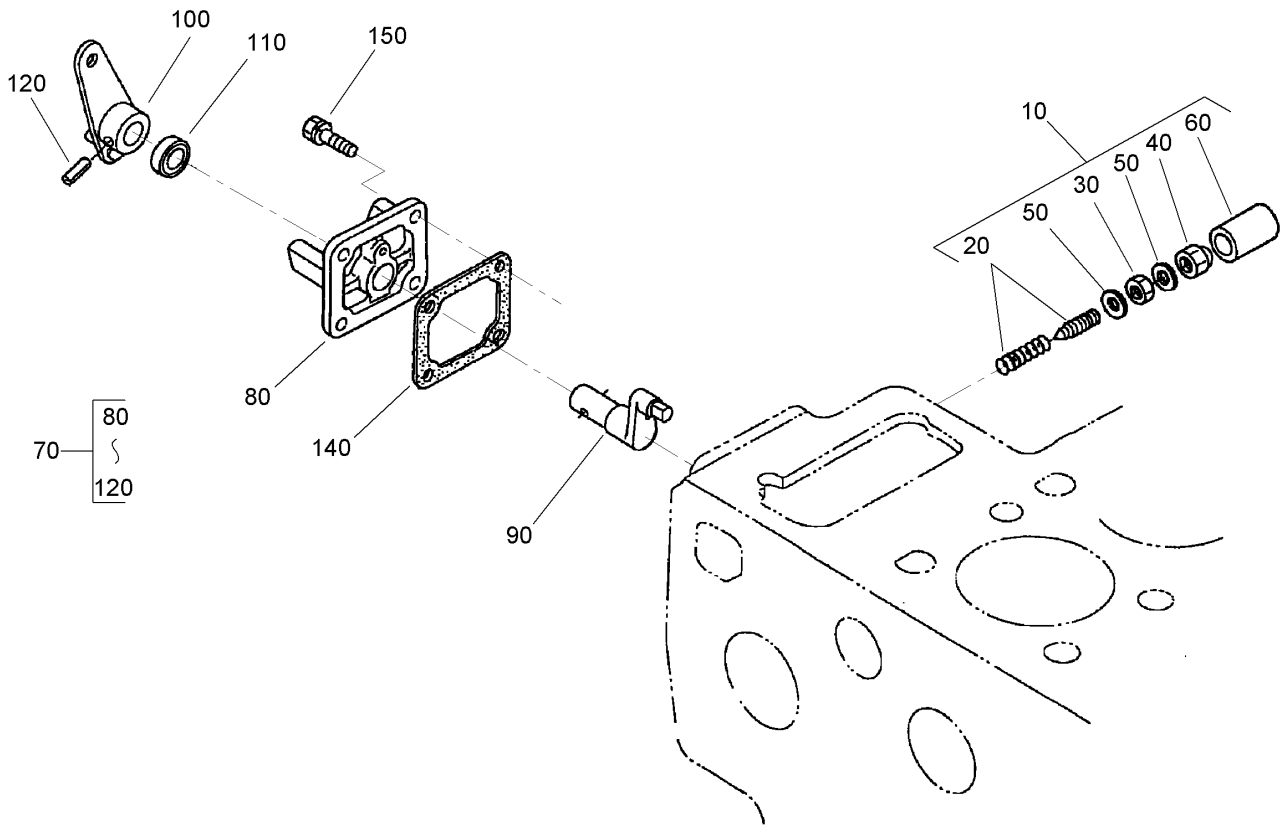
Ref	Part No.	Qty.	Description
180	108-7077	1	Metal-Crankshaft (-0.40Mm)
180	108-7075	1	Metal-Crankshaft (STD)
180	108-7076	1	Metal-Crankshaft (-0.20Mm)
190	98-7480	1	Seal-Oil
200	108-7080	2	Metal-Side (+0.40Mm)
200	108-7079	2	Metal-Side (+0.20Mm)
200	108-7078	2	Metal-Side (STD)
210	108-7083	2	Metal-Side (+0.40Mm)
210	108-7082	2	Metal-Side (+0.20Mm)
210	108-7081	2	Metal-Side (STD)



1G610-006-10

Fuel Camshaft and Governor Shaft Assembly

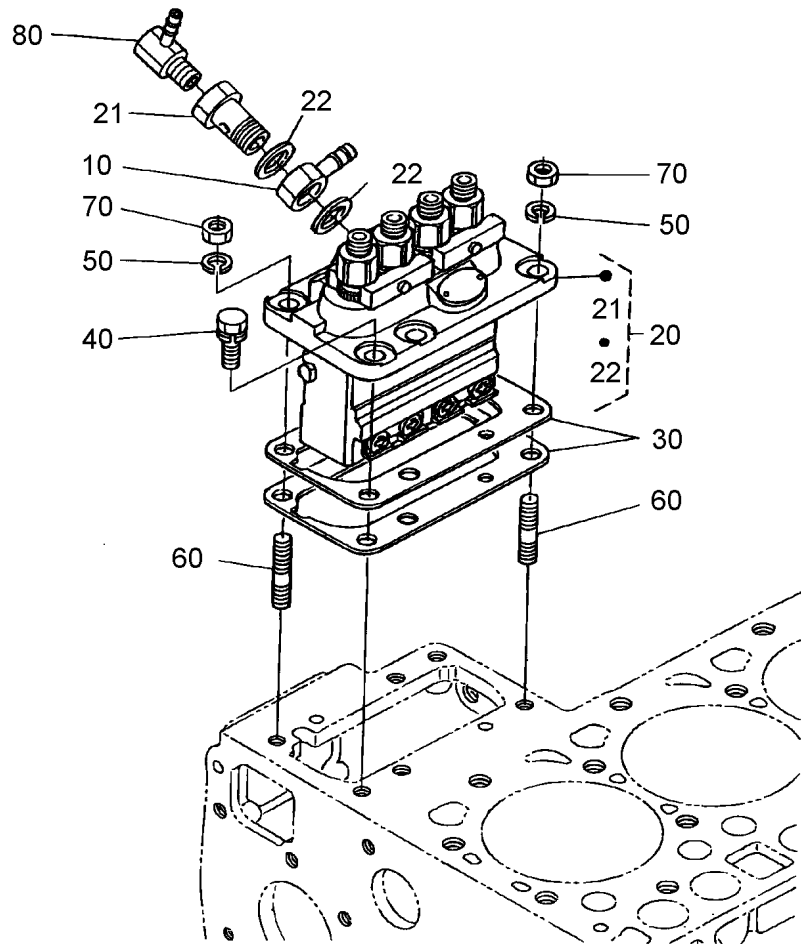
Ref	Part No.	Qty.	Description
10	98-7551	1	Fuel Camshaft ASM
20	98-7508	1	Camshaft-Fuel
30	98-7595	1	Bearing-Ball
40	98-7574	1	Gear-Pump, Injection
50	98-7575	1	Key-Feather
60	98-7576	1	Clip-Cir., External
70	98-7577	1	Sleeve-Governor
80	98-7578	1	Clip-Cir., Governor Sleeve
90	98-7579	1	Case-Ball, Governor
100	98-7580	39	Ball
110	98-7581	1	Clip-Cir.
120	98-7582	7	Ball
130	108-7084	1	Bearing-Ball
140	98-7584	1	Stopper
150	100-9195	2	Bolt
160	98-7588	1	Gasket
170	98-7586	1	Cover-Fuel, Camshaft
180	98-7587	1	Collar
190	98-7589	1	Clip-Cir., External
200	98-7590	4	Bolt



Engine Stop Lever Assembly

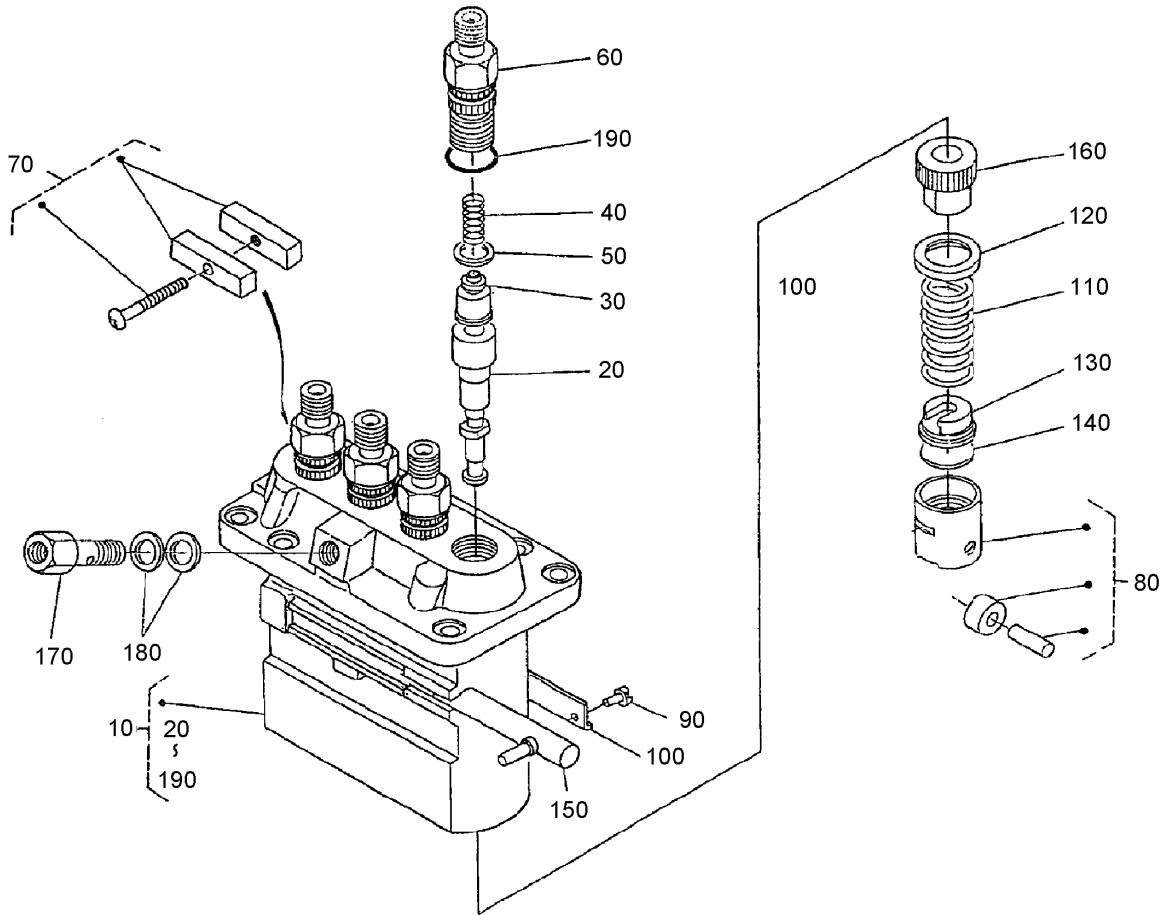
Ref	Part No.	Qty.	Description
10	98-7591	1	I/D Appartus ASM
20	98-7592	1	Adjusting Bolt ASM
30	98-7593	1	Nut
40	98-7594	1	Nut-Cap
50	98-7428	2	Gasket
60	98-7596	1	Cap
70	100-9198	1	Engine Stop Lever ASM
80	98-7598	1	Cover-Pump, Injection
90	100-9200	1	Shaft-Lever
100	98-7600	1	Lever-Stop, Engine
110	98-7601	1	Seal-Oil
120	98-7602	1	Pin-Spring
140	98-7604	1	Gasket-Cover, Pump
150	98-7605	4	Bolt

--	--	--	--



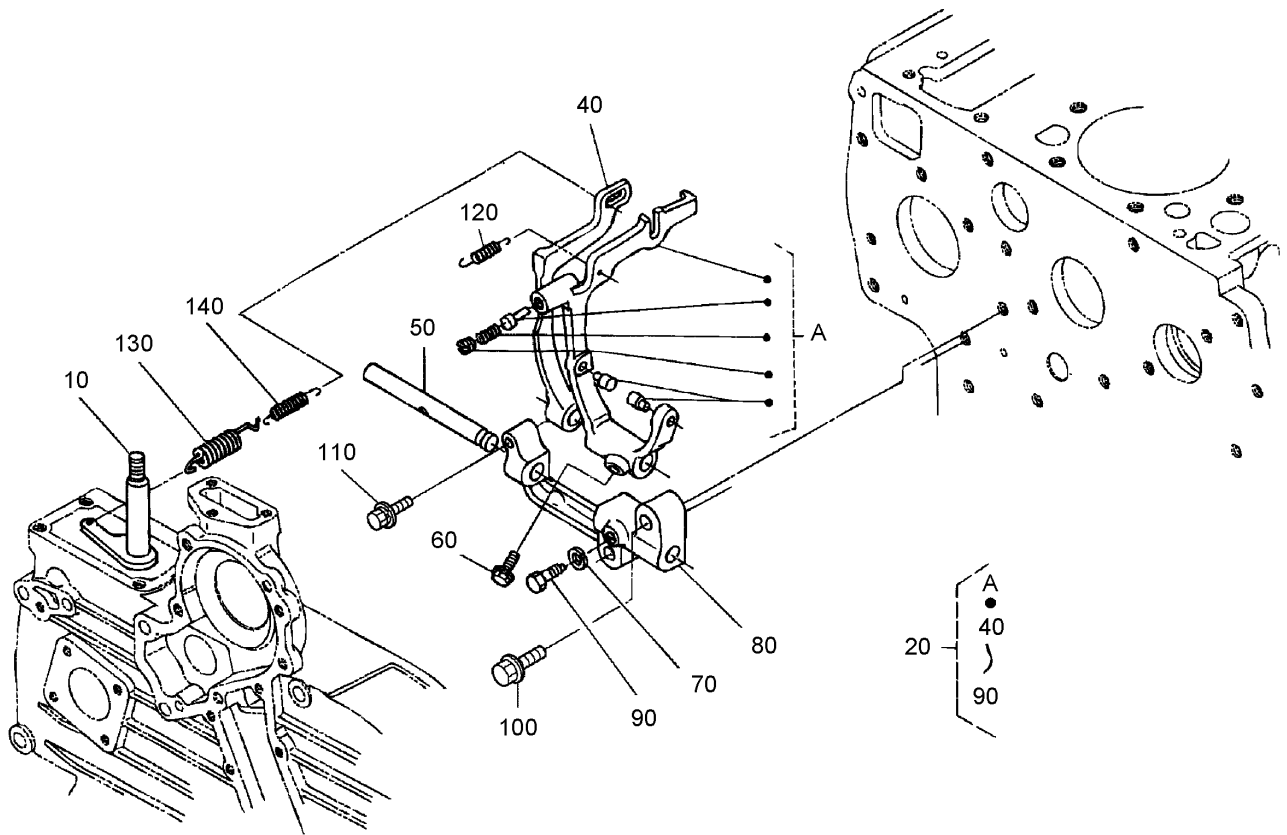
Injection Pump Assembly

Ref	Part No.	Qty.	Description
10	98-7617	1	Joint
20	100-9201	1	Injection Pump ASM
21	98-7635	1	Screw
22	98-7636	2	Gasket
30	98-7609	1	Shim-Pump, Injection
30	98-7608	1	Shim
30	98-7607	1	Shim
40	98-7610	4	Bolt
50	105-2893	2	Washer-Spring
60	100-1558	2	Stud-Manifold, Exhaust
70	98-7534	2	Nut
80	107-4300	1	Orifice ASM



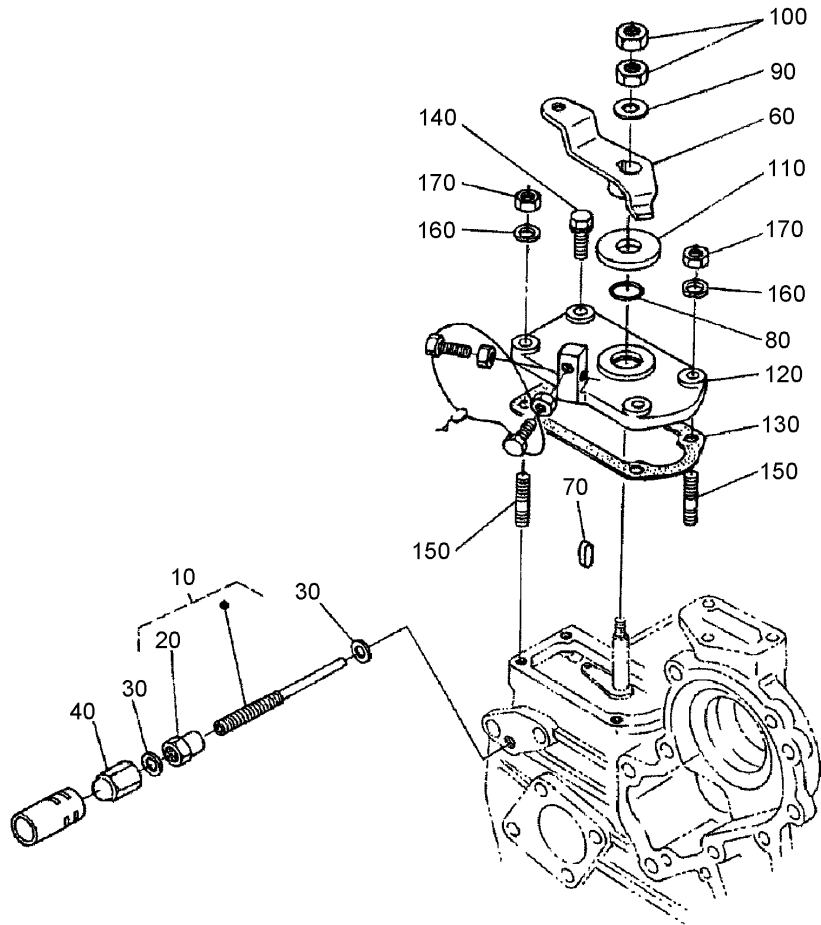
Injection Pump (Component Part) Assembly

Ref	Part No.	Qty.	Description
10	100-9201	1	Injection Pump ASM
20	98-7619	4	Plunger-Pump
30	98-7620	4	Valve-Delivery
40	98-7621	4	Spring-Valve, Delivery
50	98-7622	4	Gasket-Valve, Delivery
60	98-7623	4	Holder-Valve, Delivery
70	98-7624	2	Lock Plate ASM
80	98-7625	4	Tappet ASM
90	98-7626	4	Pin-Guide, Tappet
100	98-7627	2	Plate
110	98-7628	4	Spring-Plunger
120	98-7629	4	Seat-Spring, Upper
130	98-7630	4	Seat-Spring, Lower
140	98-7631	4	Shim
150	98-7632	1	Rack-Control
160	98-7634	4	Sleeve-Control
170	98-7635	1	Screw
180	98-7636	2	Gasket
190	98-7637	4	O-Ring



Governor Assembly

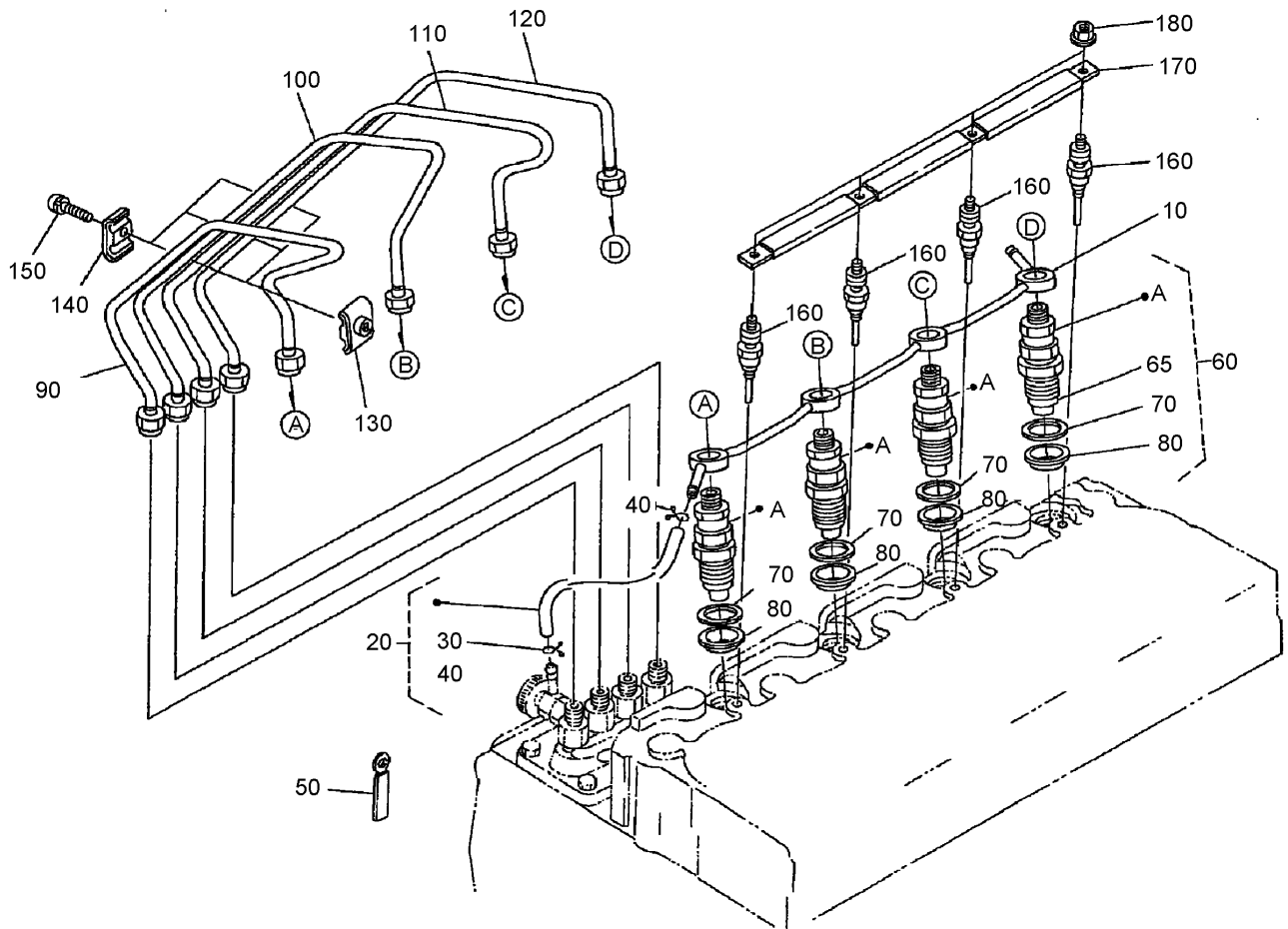
Ref	Part No.	Qty.	Description
10	98-7638	1	Lever-Governor
20	100-9204	1	Lever-Fork
40	100-9206	1	Lever-Fork
50	107-0120	1	Shaft-Lever, Fork
60	107-0116	1	Bolt-Flange
70	98-7699	1	Washer-Spring
80	98-7643	1	Holder-Lever, Fork
90	98-7644	1	Bolt
100	108-7085	2	Bolt-Flange
110	108-7086	1	Bolt
120	100-9207	1	Spring-Start
130	100-9208	1	Spring-Governor
140	98-7651	1	Spring-Governor



Speed Control Plate Assembly

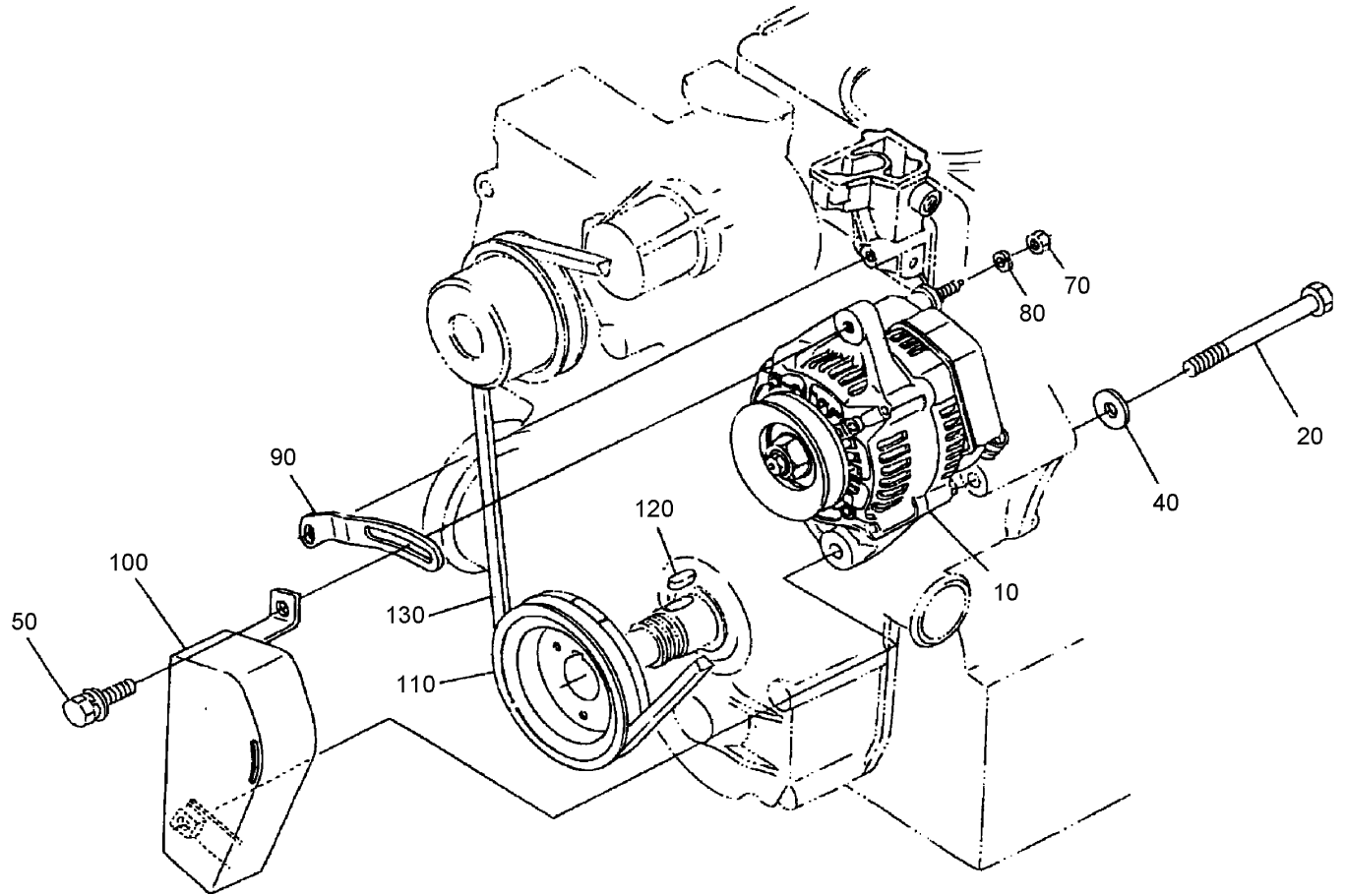
Ref	Part No.	Qty.	Description
10	107-0132	1	Adjustable Bolt ASM
20	98-7653	1	Nut
30	98-7654	2	Gasket
40	98-7655	1	Nut-Cap
60	98-7657	1	Lever-Control, Speed
70	98-7658	1	Key-Feather
80	108-7087	1	O Ring
90	98-7660	1	Washer-Plain
100	98-7661	2	Nut
110	98-7662	1	Collar
120	98-7663	1	Plate-Control, Speed
130	98-7664	1	Gasket
140	98-7568	2	Bolt
150	98-7571	2	Stud
160	98-7699	2	Washer-Spring
170	98-7572	2	Nut

--	--	--	--



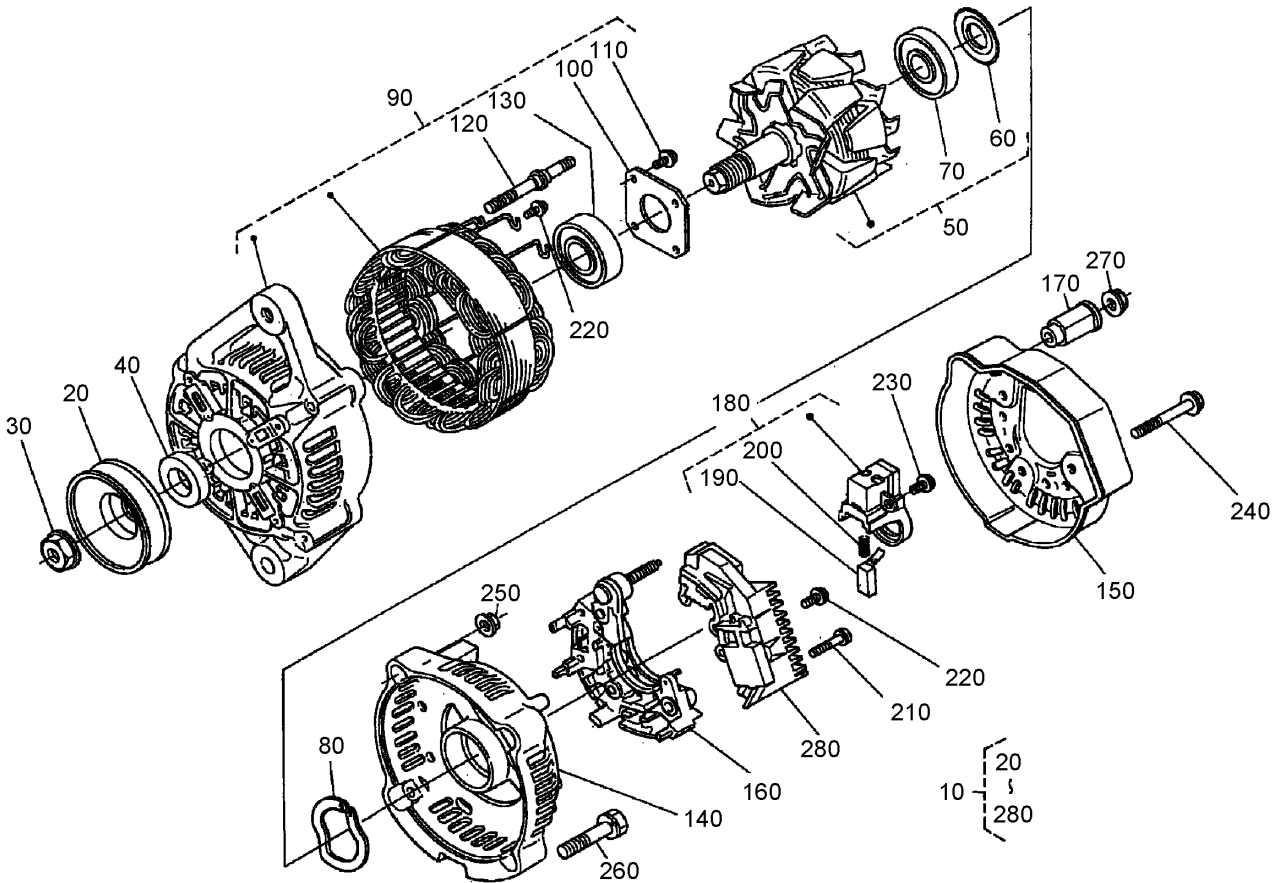
Nozzle Holder and Glow Plug Assembly

Ref	Part No.	Qty.	Description
10	100-9213	1	Overflow Pipe ASM
20	98-7670	1	Overflow Pipe ASM
30	98-7671	1	Clip-Pipe
40	98-7672	1	Clip-Pipe
50	98-7673	1	Clamp-Cord
60	100-9214	1	Nozzle Holder Kit
65	100-9215	4	Piece-Nozzle
70	98-7676	4	Gasket
80	98-7677	4	Seal
90	100-9216	1	Pipe-Injection
100	100-9217	1	Pipe-Injection
110	100-9218	1	Pipe-Injection
120	100-9219	1	Pipe-Injection
130	98-7682	3	Clamp-Pipe
140	98-7683	3	Clamp-Pipe
150	98-9364	3	Screw (W/Washer)
160	98-7685	4	Plug-Glow
170	98-7686	1	Cord-Plug, Glow
180	99-8377	4	Nut-Flange



Alternator and Pulley Assembly

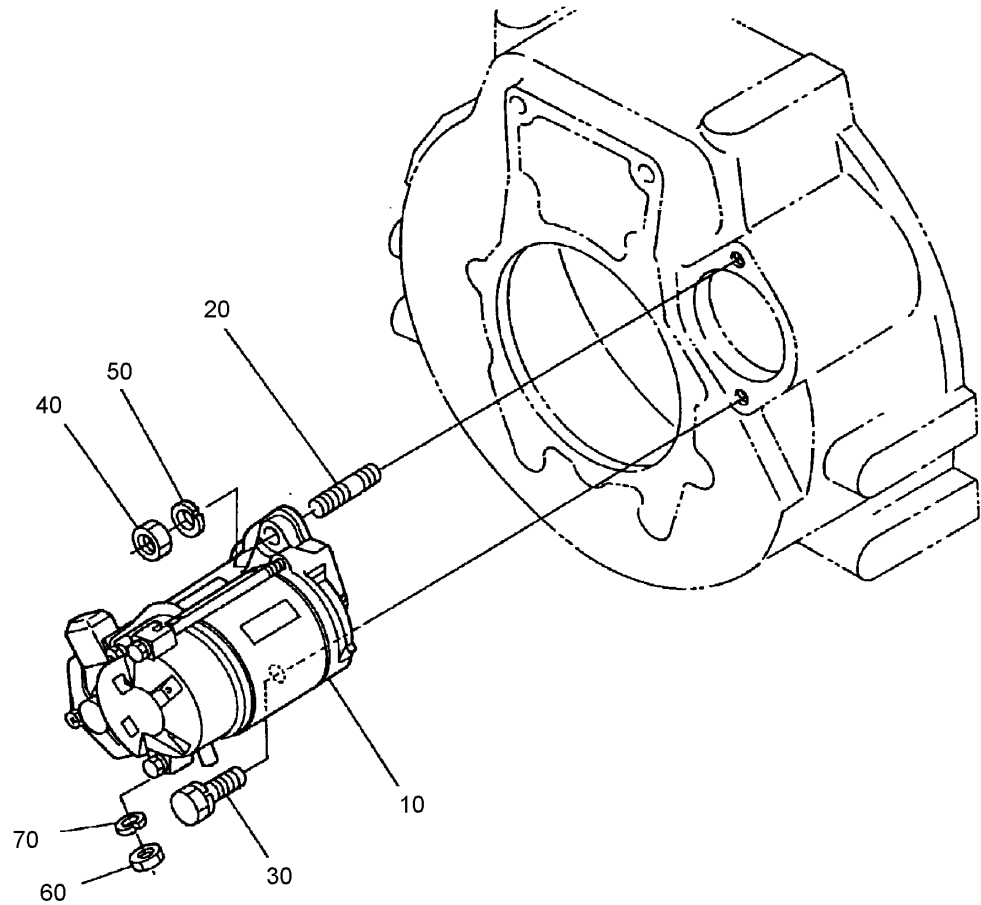
Ref	Part No.	Qty.	Description				
10	98-7693	1	Alternator ASM				
20	98-7695	1	Bolt				
40	98-9366	1	Washer-Plain				
50	108-7088	1	Bolt				
70	98-7572	1	Nut				
80	98-7699	1	Washer-Spring				
90	105-2872	1	Bracket-Alternator				
100	98-7701	1	Cover-Belt				
110	106-2044	1	Pulley-Drive, Fan				
120	98-7451	1	Key-Feather				
130	98-7705	1	V-Belt				



Alternator (Component Part) Assembly

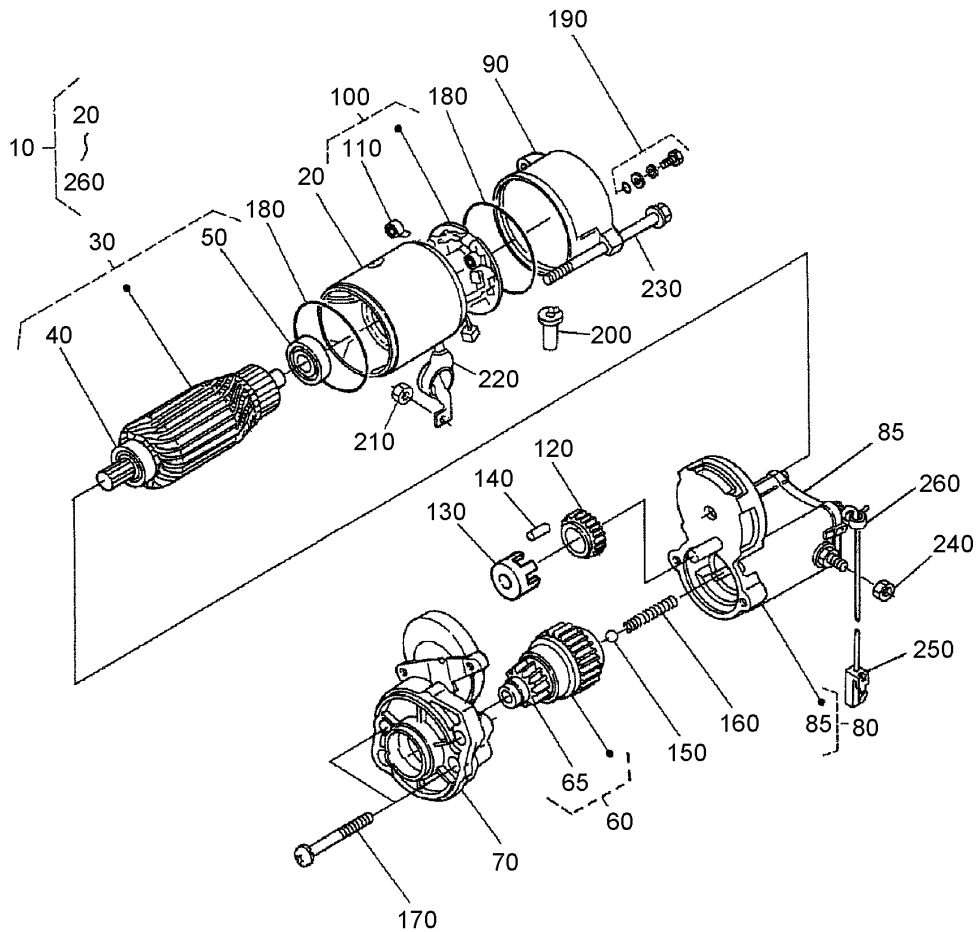
Ref	Part No.	Qty.	Description
10	98-7693	1	Alternator ASM
20	98-7707	1	Pulley-Alternator
30	98-7708	1	Nut
40	98-7709	1	Collar
50	107-0136	1	Rotor
60	98-7711	1	Cover-Bearing
70	107-0138	1	Bearing-Ball
80	98-7713	1	Washer-Thrust
90	107-0139	1	Drive End Frame ASM
100	98-7715	1	Plate-Retainer
110	98-7716	4	Screw-Head, Round
120	98-7717	2	Bolt-Through
130	107-0137	1	Bearing-Ball
140	98-7719	1	Frame-End
150	107-0140	1	Cover-End
160	98-7721	1	Rectifier ASM
170	98-7722	1	Bushing-Insulation
180	107-0141	1	Holder-Brush
190	98-7724	2	Brush
200	98-7725	2	Spring-Brush
210	98-7726	2	Screw-Head, Round
220	98-7727	6	Screw-Head, Round
230	98-7728	1	Screw-Head, Round
240	98-7729	3	Bolt

Ref	Part No.	Qty.	Description
250	98-7730	2	Nut
260	98-7731	2	Bolt
270	98-7732	1	Nut
280	107-9088	1	Regulator ASM



Starter Assembly

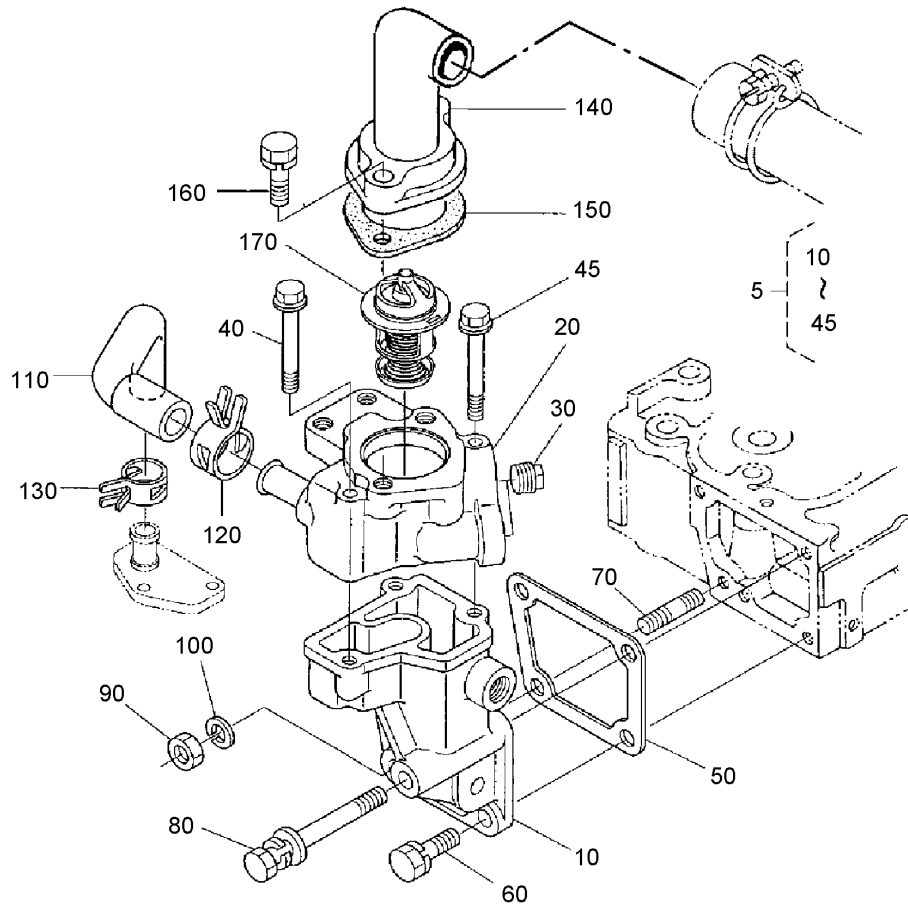
Ref	Part No.	Qty.	Description
10	100-9237	1	Starter ASM
20	98-7735	1	Stud
30	98-7736	1	Bolt
40	98-7737	1	Nut
50	98-7738	1	Washer-Spring
60	98-7739	1	Nut
70	105-2893	1	Washer-Spring



Starter (Component Part) Assembly

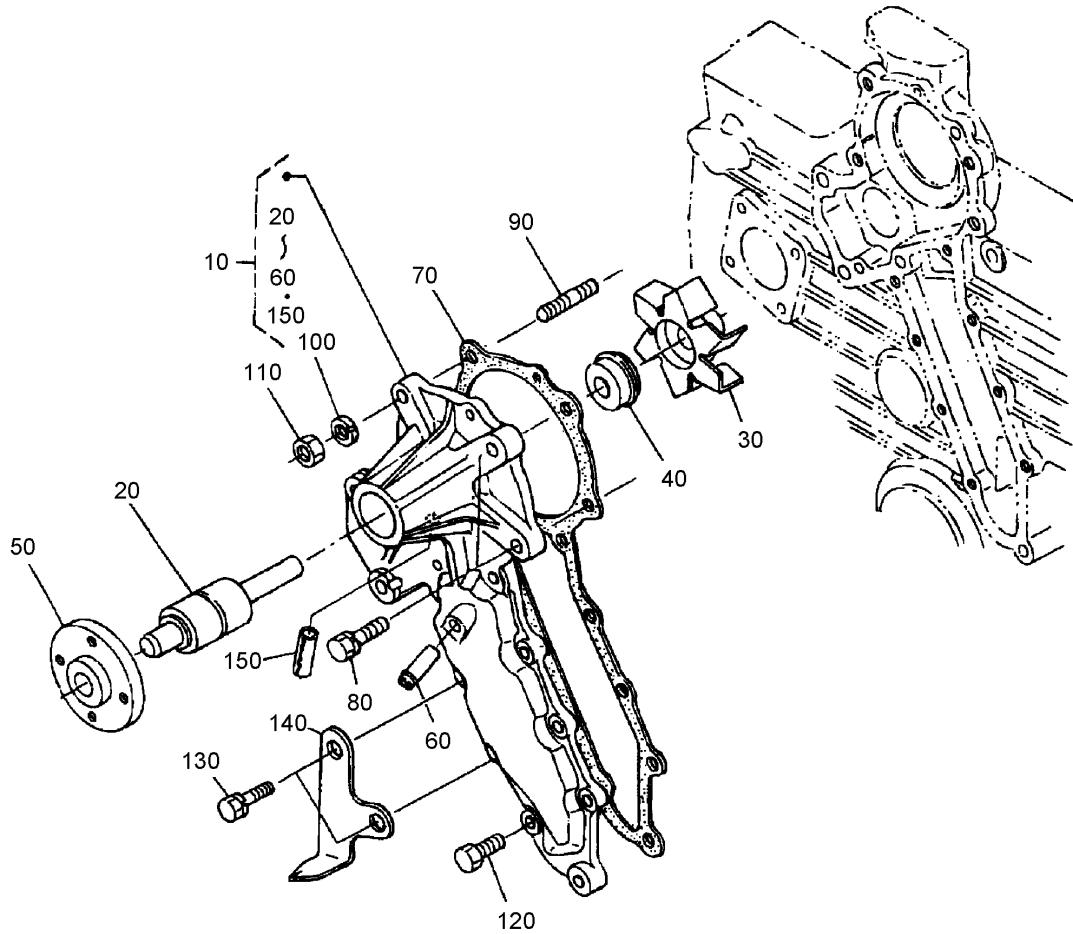
Ref	Part No.	Qty.	Description
10	100-9237	1	Starter ASM
20	104-8608	1	Yoke ASM
30	98-7742	1	Armature ASM
40	98-7744	1	Bearing
50	98-7743	1	Bearing
60	98-7745	1	Clutch-Running, Over
65	105-2887	1	Pinion-Bevel
70	98-7746	1	Frame-End, Drive
80	100-9239	1	Magnetic Switch ASM
85	105-2886	1	Cover ASM
90	98-7748	1	Frame-End
100	98-7749	1	Brush Holder ASM
110	98-7750	4	Spring-Brush
120	98-7751	1	Gear
130	98-7752	1	Retainer
140	98-7753	5	**obs** Roller
150	98-7755	1	Ball
160	98-7754	1	Spring
170	98-7756	2	Bolt
180	98-7757	2	O-Ring
190	98-7758	2	Bolt ASM
200	98-7759	1	Pipe-Drain
210	99-8371	1	Nut-Hex
220	99-8375	1	Cover

Ref	Part No.	Qty.	Description
230	100-9240	2	Bolt
240	99-8376	1	Nut-Hex
250	98-9711	1	Cord-Solenoid, Stop
260	98-9712	1	Band-Cover



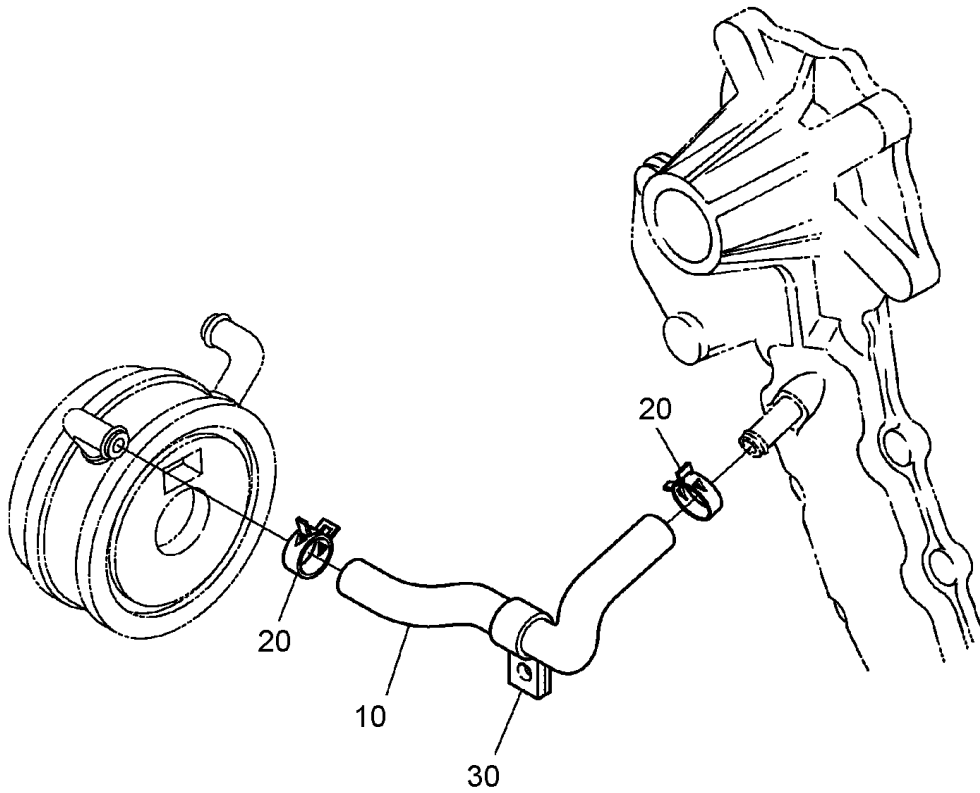
Water Flange and Thermostat Assembly

Ref	Part No.	Qty.	Description
5	105-4578	1	Water Flange ASM
10	107-0143	1	Flange-Water
20	107-0144	1	Flange-Water
30	105-2874	2	Plug
40	105-2875	3	Bolt-Flange
45	107-0117	1	Bolt-Flange
50	105-2876	1	Gasket-Flange, Water
60	98-7610	2	Bolt
70	100-1558	1	Stud-Manifold, Exhaust
80	107-0115	1	Bolt
90	98-7534	1	Nut
100	105-2893	1	Washer-Spring
110	105-2878	1	Pipe-Return, Water
120	98-9714	1	Clamp-Hose
130	105-2879	1	Clamp-Hose
140	100-9244	1	Cover-Thermostat
150	105-3748	1	Gasket-Thermostat
160	98-7777	2	Bolt
170	105-2881	1	Thermostat ASM



Water Pump Assembly

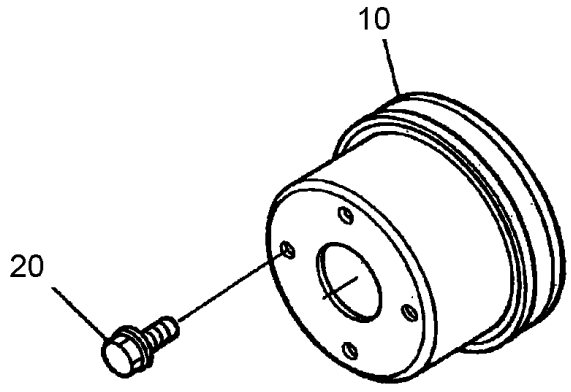
Ref	Part No.	Qty.	Description				
10	107-0129	1	Water Pump ASM				
20	98-7780	1	Bearing-Ball				
30	107-0130	1	Impeller-Pump, Water				
40	105-2882	1	Mechanical Seal ASM				
50	108-7089	1	Flange-Shaft, W/Pump				
60	98-9580	1	Pipe-Return, Water				
70	98-7784	1	Gasket-Pump, Water				
80	98-7439	2	Bolt				
90	108-7090	2	Stud				
100	105-2893	2	Washer-Spring				
110	98-7534	2	Nut				
120	98-7605	6	Bolt				
130	98-7568	2	Bolt				
140	100-9246	1	Indicator-Timing				
150	107-0131	1	Pin-Spring				



Water Pipe Assembly

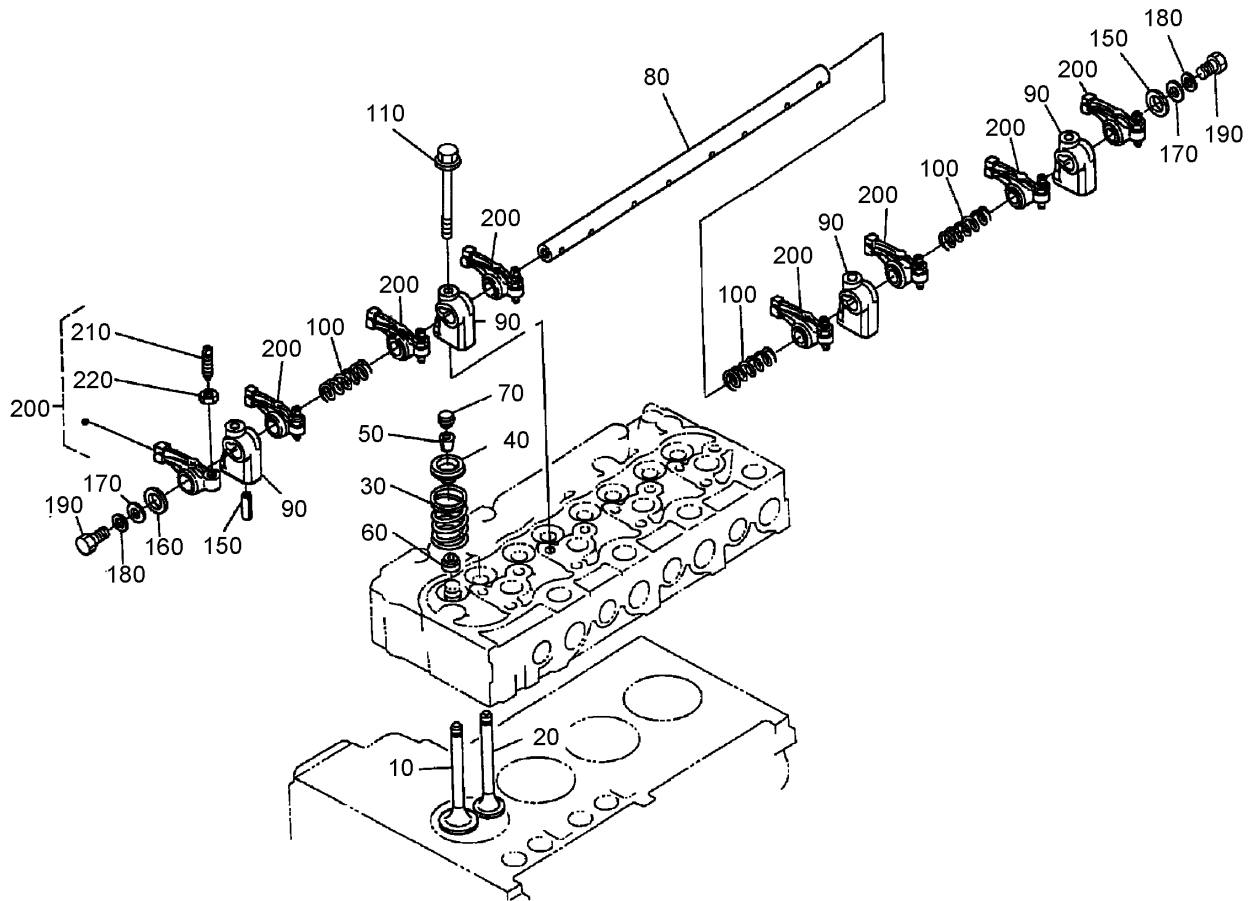
Ref	Part No.	Qty.	Description
10	107-0124	1	Pipe-Cooler, Oil
20	98-9579	2	Band-Pipe
30	107-0123	1	Clamp-Cord

--	--	--	--



Fan Assembly

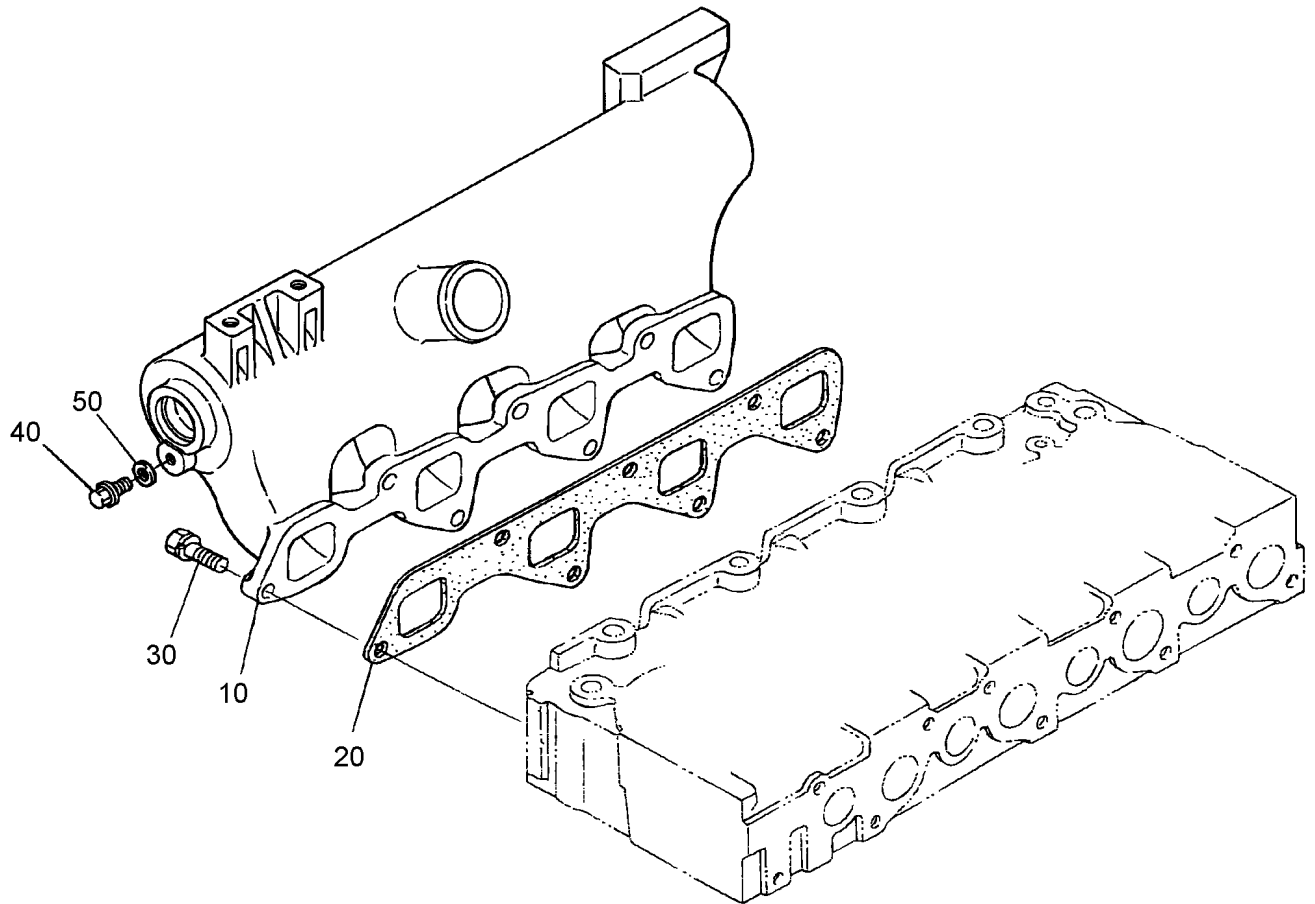
Ref	Part No.	Qty.	Description				
10	98-7702	1	Pulley-Fan				
20	107-4317	4	Bolt-Flange				



Valve and Rocker Arm Assembly

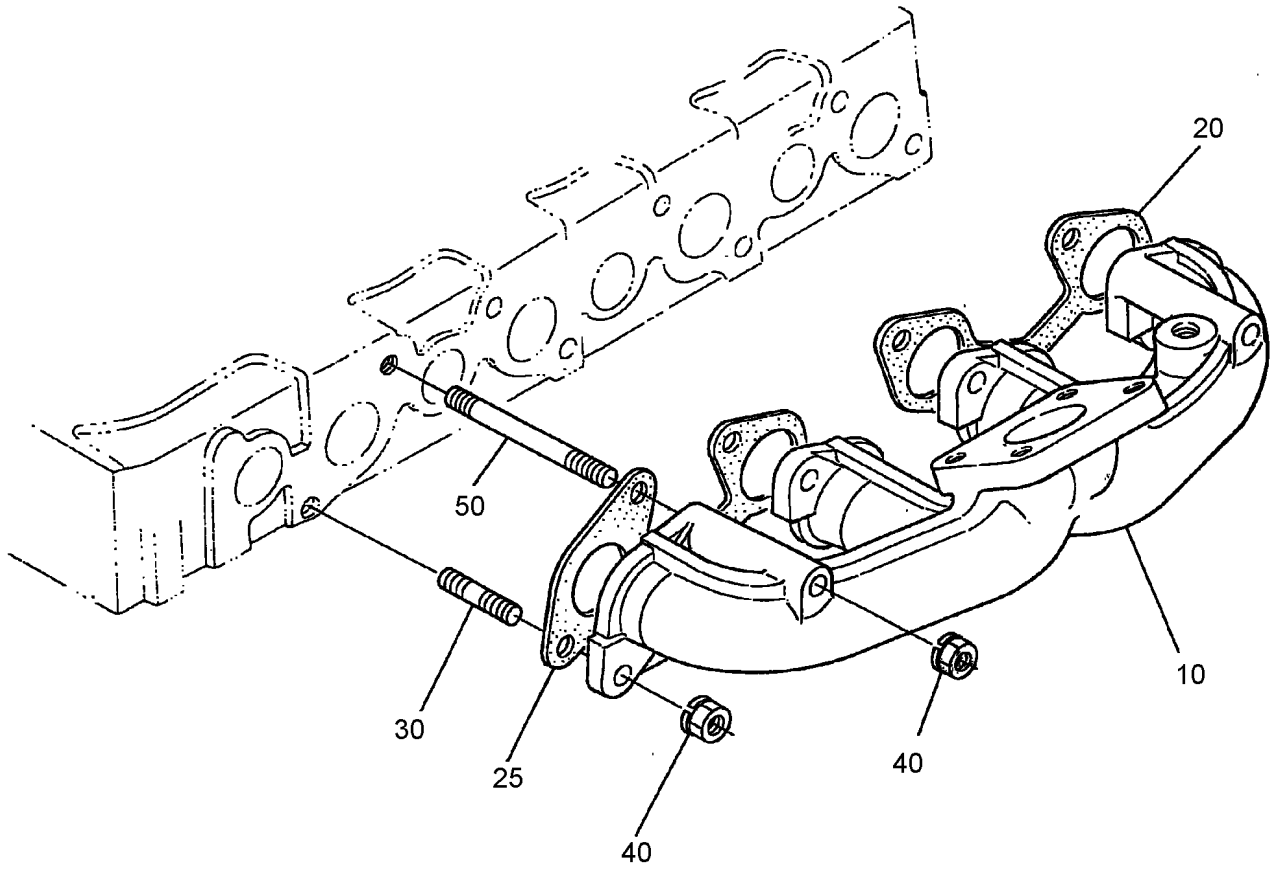
Ref	Part No.	Qty.	Description
10	98-7791	4	Valve-Inlet
20	100-9281	4	Valve-Exhaust
30	98-7793	8	Spring-Valve
40	98-7794	8	Retainer-Spring, Valve
50	98-7795	8	Collet-Spring, Valve
60	98-7796	8	Seal-Stem, Valve
70	98-7797	8	Cap-Valve
80	107-0134	1	Shaft-Arm, Rocker
90	98-7800	4	Bracket-Arm, Rocker
100	98-7807	3	Spring-Arm, Rocker
110	108-7091	4	Bolt-Flange
150	98-7805	1	Pin-Spring
160	98-7806	2	Washer
170	98-7660	2	Washer-Plain
180	105-2893	4	Washer-Spring
190	98-7884	2	Bolt
200	98-7809	8	Rocker Arm ASM
210	98-7810	8	Screw-Adjusting
220	98-7811	8	Nut

--	--	--	--



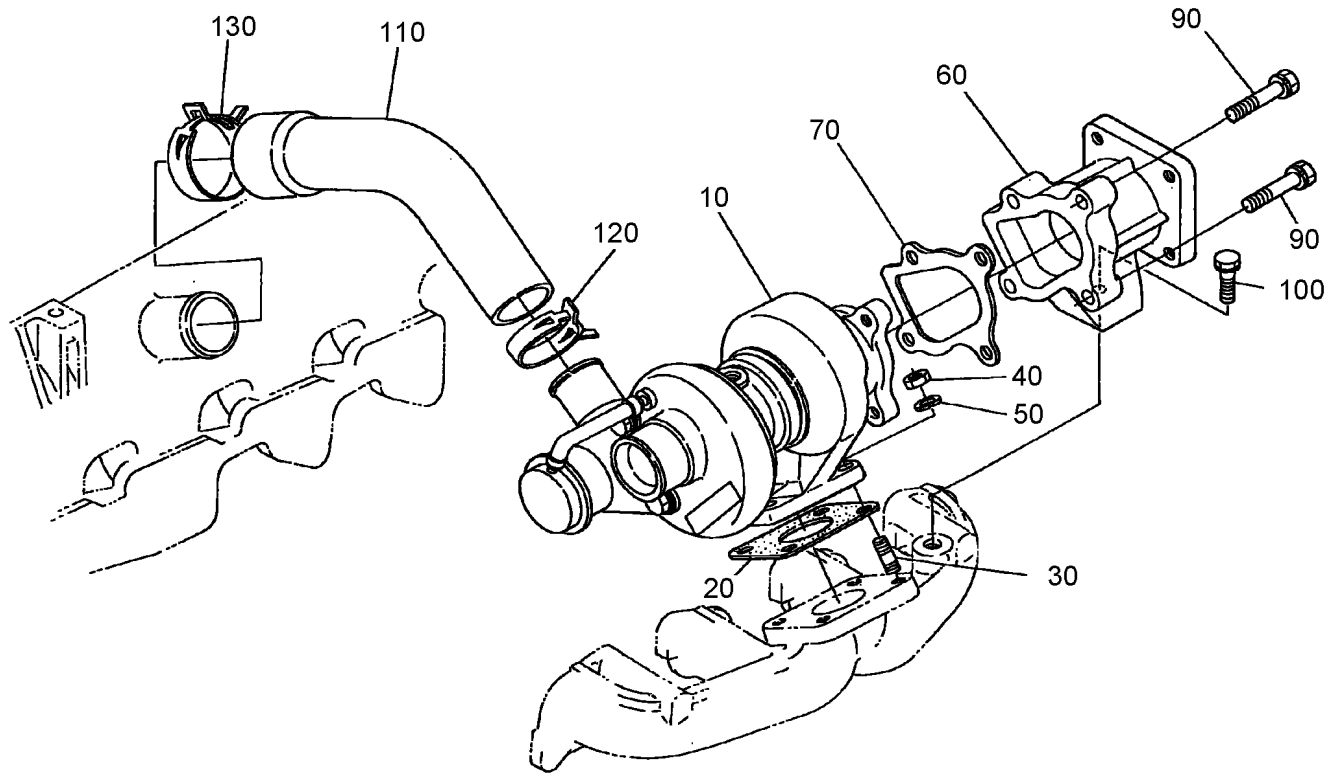
Inlet Manifold Assembly

Ref	Part No.	Qty.	Description				
10	100-9283	1	Inlet-Manifold				
20	100-9284	1	Gasket-Manifold, Intake				
30	98-7610	7	Bolt				
40	107-4317	1	Bolt-Flange				
50	98-7654	1	Gasket				



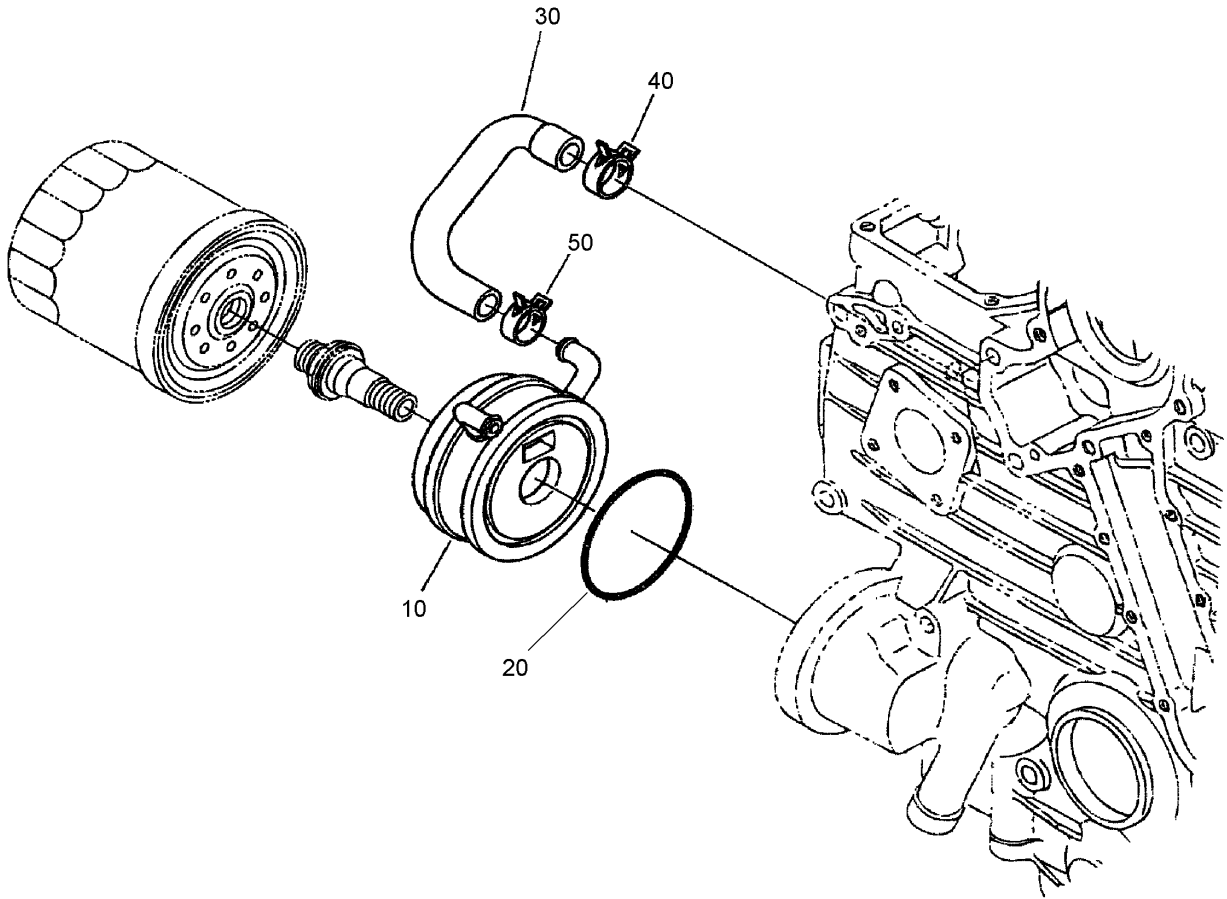
Exhaust Manifold Assembly

Ref	Part No.	Qty.	Description
10	108-7092	1	Manifold, Exhaust
20	98-7802	1	Gasket
25	98-7803	1	Gasket
30	100-1558	6	Stud-Manifold, Exhaust
40	100-9288	8	Nut
50	100-9289	2	Stud



Turbo Charger Assembly

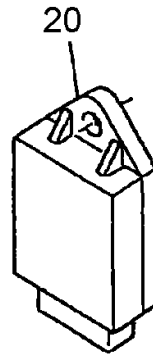
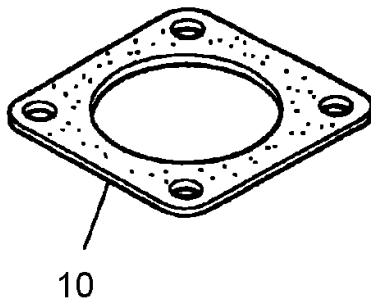
Ref	Part No.	Qty.	Description	
10	108-7093	1	Turbo Charger ASM	
20	100-9314	1	Gasket	
30	99-8342	4	Stud	
40	98-7534	4	Nut	
50	105-2893	4	Washer-Spring	
60	108-7094	1	Flange, Muffler	
70	100-9316	1	Gasket	
90	98-7697	4	Bolt	
100	100-9230	1	Bolt	
110	100-9318	1	Hose-Inlet	
120	100-9319	1	Band-Pipe	
130	99-8322	1	Band-Pipe	



Oil Cooler Assembly

Ref	Part No.	Qty.	Description
10	107-0125	1	Oil Cooler ASM
20	110-6181	1	O-Ring
30	107-0126	1	Hose-Cooler, Oil
40	105-2879	1	Clamp-Hose
50	98-9579	1	Band-Pipe

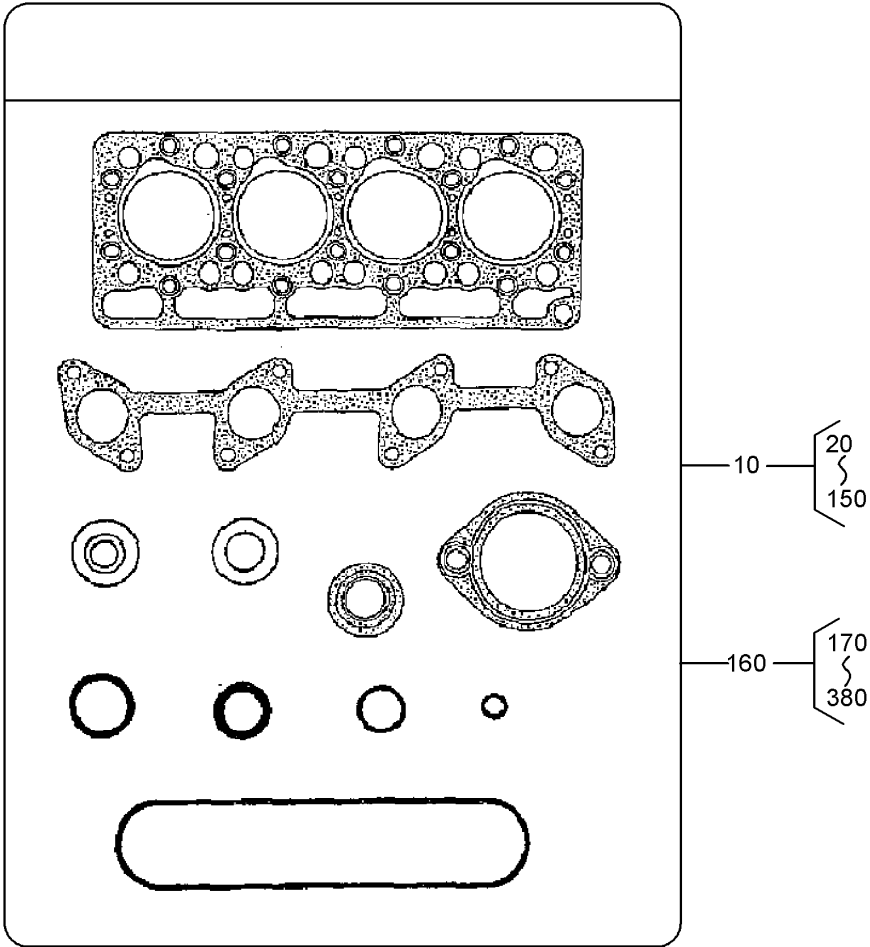
--	--	--	--



Muffler Gasket and Glow Controller

Ref	Part No.	Qty.	Description
10	100-9333	1	Gasket-Muffler
20	98-7611	1	Controller-Glow

|--|--|--|--|



Gasket Kit

Ref	Part No.	Qty.	Description
10	100-9337	1	Upper Gasket Kit
160	110-0025	1	Lower Gasket Kit

--	--	--	--

Attachments and Accessories

For 30411 - Groundsmaster 4100-D Traction Unit

Product Name	Model/Part
Front Plate Service Kit	107-4328
Blade Service Pack	108-1451
Accessory Wiring Kit	110-3263
Flat Blade Service Pack, 19 Inch	110-6140
Hardtop Sunshade	30359
Deluxe Seat Suspension	30396
Standard Seat Kit	30398
Service Cutting Unit	30418
Leaf Mulcher Kit	30419
Speed Control Kit	30421
Rotary Broom	30426
Air Conditioner Mounting Kit	30427
Flow Divider Kit	30429
Road Light Kit	30442
Air Ride Seat Suspension Kit	30621
Premium Seat Kit	30622
Arm Rest Kit	30707

NOTES

