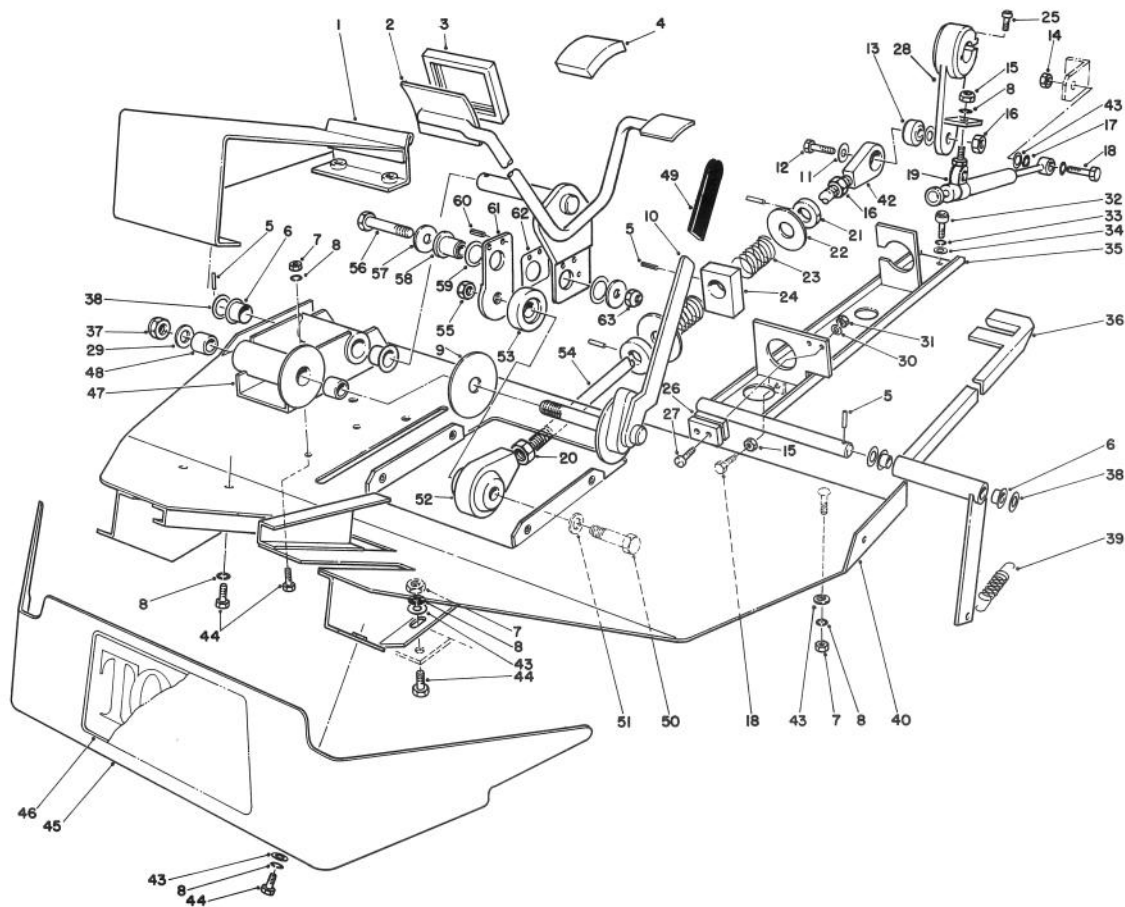




MODEL NO. 03700-30001 & UP MODEL NO. 03701-30001 & UP	PARTS CATALOG
REELMASTER® 450D	



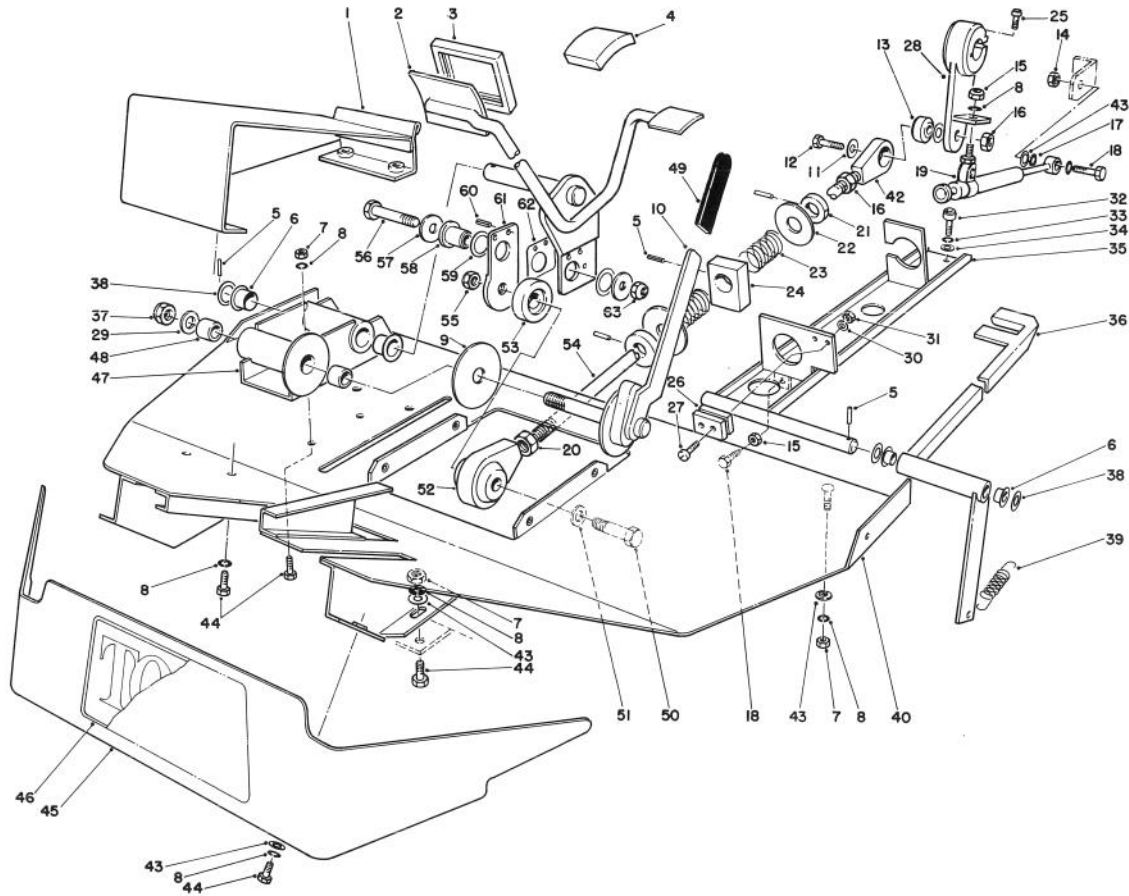
T-0113

FOOT REST & PEDAL ASSEMBLY

Ref. No.	Part No.	Description	No. Used
1	58-9580	Foot Rest	1
2	76-3280	Pedal - Traction	1
3	74-9100	Pad - Forward	1
4	74-9110	Pad - Reverse	1
5	60-2110	Pin - Roll	5
6	48-6790	Bushing - Flanged	4
7	48-7930	Nut - Hex.	7
8	48-9570	Washer - Lock	15
9	3-2858	Disc - Friction	1
10	60-1130	Lever	1
11	3290-483	Washer	3
12	325-9	Bolt	1
13	47-7030	Bushing - Rubber	1
14	48-9510	Nut - Hex.	1
15	48-7930	Nut - Hex.	3
16	3217-9	Nut - Hex.	2
17	3290-482	Washer	2
18	48-7740	Bolt	3

Ref. No.	Part No.	Description	No. Used
19	48-7100	Dampener	1
20	3219-5	Nut - Hex.	1
21	58-4310	Ring	2
22	58-5100	Washer	2
23	60-5700	Spring	2
24	58-9010	Block	1
25	60-6540	Bolt	1
26	29-6163	Switch	2
27	3250-40	Screw	2
28	58-7800	Lever Pump	1
29	60-6990	Washer	1
30	3255-24	Washer - Lock	2
31	3217-29	Nut - Hex.	2
32	3274-7	Bolt	2
33	3253-5	Washer - Lock	2
34	3256-24	Washer	2
35	60-0730	Bracket - Lock, Neutral	1

TPS

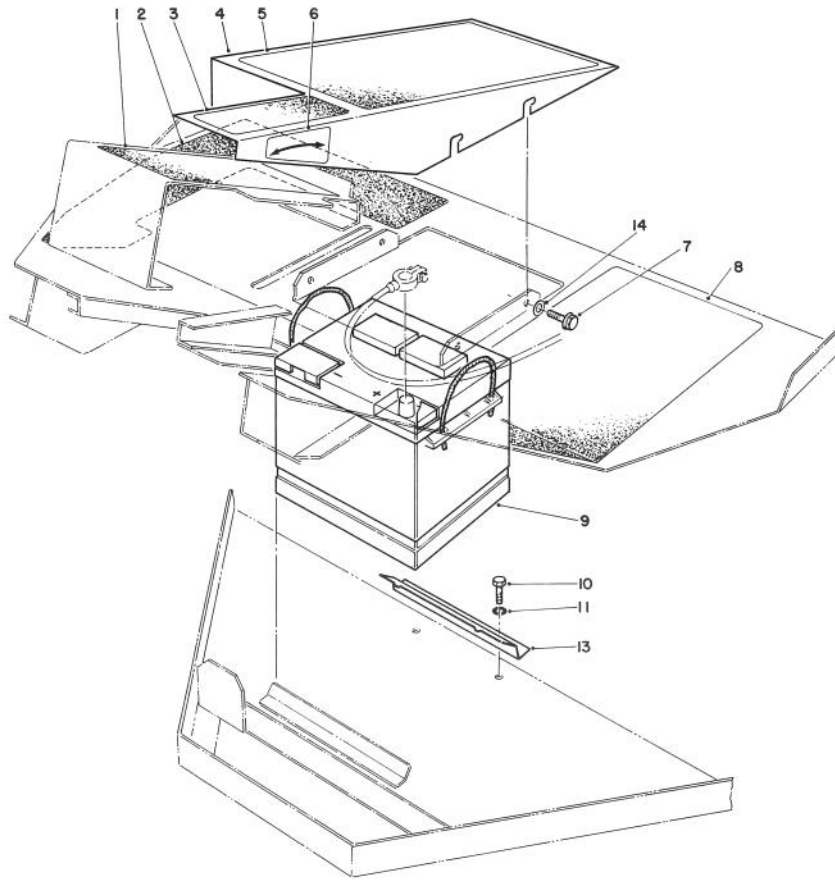


T-0113

FOOT REST & PEDALS ASSEMBLY (Continued)

Ref. No.	Part No.	Description	No. Used
36	58-0800	Lever - Neutral Lock	1
37	3296-19	Nut - Lock	1
38	60-6740	Washer	3
39	48-6940	Spring	1
40	58-7290	Plate - Floor	1
42	60-0760	Clevis	1
43	48-8030	Washer	6
44	66-3160	Bolt	11
45	58-0400	Shroud - Front	1
46	62-7400	Decal - Toro	1
47	60-0600	Bracket	1
48	60-1110	Bushing	2
49	3-7877	Grip	1
50	325-8	Screw - Cap Hex. Hd.	1

Ref. No.	Part No.	Description	No. Used
51	3256-26	Washer - Flat	1
52	2411-44	Rod End - Ball Joint	1
53	76-3350	Spacer	1
54	76-3430	Rod	1
55	3296-25	Nut - Lock	1
56	3211-6	Screw - Cap Hex. Hd.	1
57	3256-45	Washer - Flat	2
58	76-3370	Bushing	1
59	3256-76	Washer - Flat	2
60	32121-11	Pin - Roll	2
61	76-3340	Link	1
62	76-3330	Spacer	1
63	3296-6	Nut - Lock	1

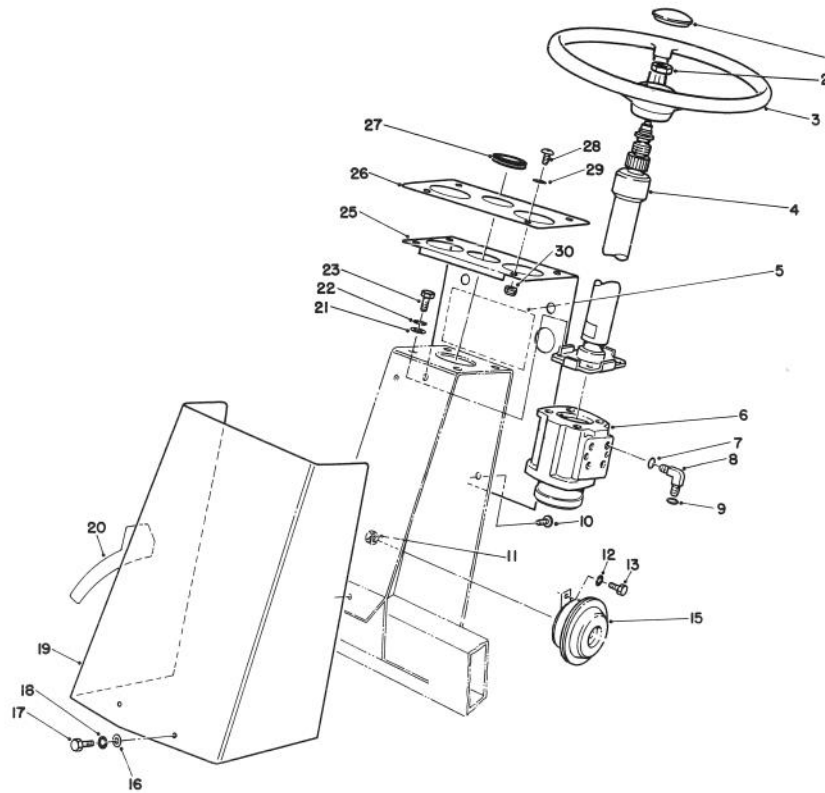


T-0114

FOOT PADS & BATTERY ASSEMBLY

Ref. No.	Part No.	Description	No. Used	Ref. No.	Part No.	Description	No. Used
1	59-7280	Foot Pad - Traction	1	8	58-6620	Foot Pad - L.H.	1
2	58-6510	Foot Pad - R.H.	1	†9		Battery	1
3	62-6440	Foot Pad	1	10	322-4	Screw - Cap Hex. Hd.	2
4	58-7390	Assembly - Foot Rest	1	11	3253-4	Washer - Lock	2
5	58-6630	Foot Pad - Center	1	13	58-7270	Bar - Clamp	1
6	59-7960	Decal - Latch	1	14	3256-16	Washer - Flat	3
7	48-7620	Bolt - Flange, Hex. Hd.	3				

†Obtain Locally

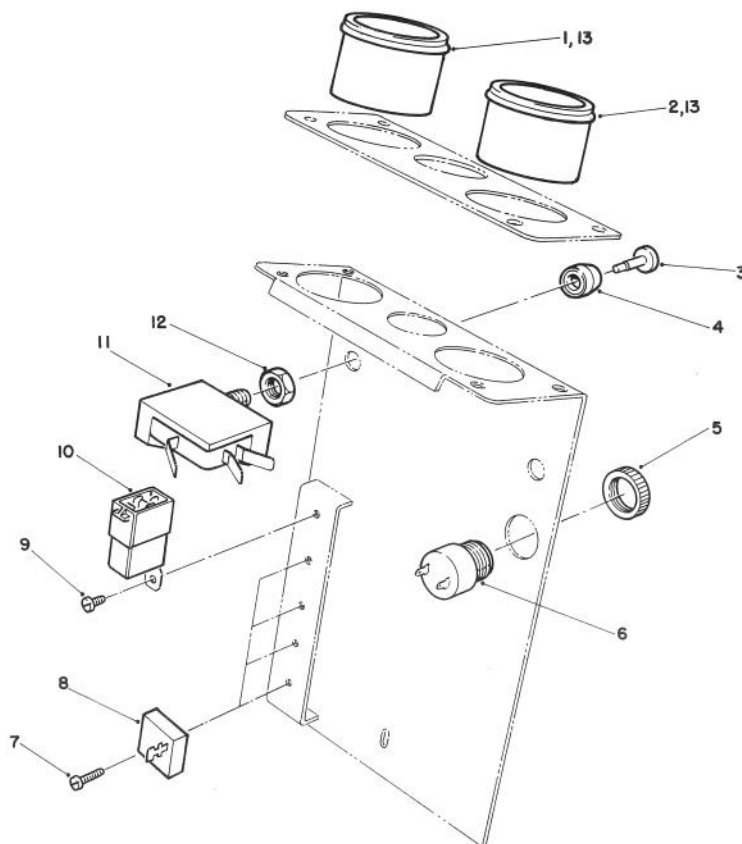


T-0115

STEERING TOWER ASSEMBLY

Ref. No.	Part No.	Description	No. Used
1	72-0130	Button - Horn	1
2	47-6990	Nut - Hex.	1
3	68-8080	Wheel - Steering	1
4	58-5960	Column - Steering	1
5	77-4830	Decal	1
6	74-2720	Valve - Steering	1
7	237-79	O-Ring	4
8	340-18	Fitting (Incl. Ref. #7 & 9)	4
9	237-22	O-Ring	4
10	60-3260	Screw	1
11	3217-6	Nut	1
12	3253-4	Washer - Lock	1
13	322-3	Screw - Cap Hex. Hd.	1
15	48-4590	Horn	1
16	48-8010	Washer	2

Ref. No.	Part No.	Description	No. Used
17	48-7610	Screw - Cap Hex. Hd.	2
18	43-5930	Washer - Lock	2
19	58-0500	Cover	1
20	63-4540	Decal - Ground Speed (Model No. 03700)	1
20	63-4530	Decal - Ground Speed (Model No. 03701)	1
21	3256-24	Washer - Flat	4
22	3253-5	Washer - Lock	4
23	323-8	Screw - Cap Hex. Hd.	4
25	82-9310	Panel - Display	1
26	82-5890	Panel - Display	1
27	60-0790	Grommet	1
28	3274-68	Screw - Hex. Button Hd.	4
29	3256-1	Washer - Flat	4
30	3296-42	Nut - Lock	4

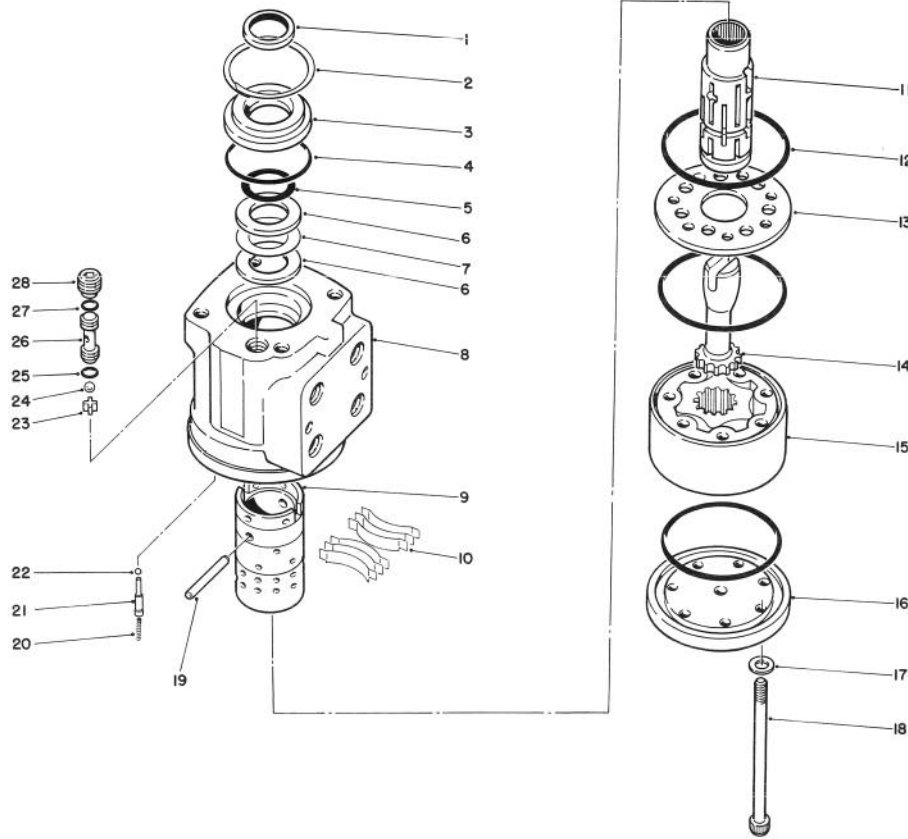


T-1222

STEERING TOWER ELECTRICAL ASSEMBLY

Ref. No.	Part No.	Description	No. Used	Ref. No.	Part No.	Description	No. Used
1	71-4210	Cluster - Lights, Warning	1	8	37-7600	Rectifier	4
2	71-4200	Cluster - Lights, Warning	1	9	3251-1	Screw - Pan Hd.	1
3	43-6280	Button - Push	2	10	63-7590	Relay	1
4	43-6420	Bezel - Locking	2	11	43-6290	Switch	2
‡5		Nut	1			(Incl. Ref. #3, 4 & 12)	2
6	80-9330	Alarm - Audio (Incl. Ref. #5)	1	12	218-498	Nut - Hex.	2
7	3251-4	Screw - Pan Hd.	4	*13	219-17	Bulb - Light	8

‡Not Serviceable Separately
*Not Illustrated



T-1065

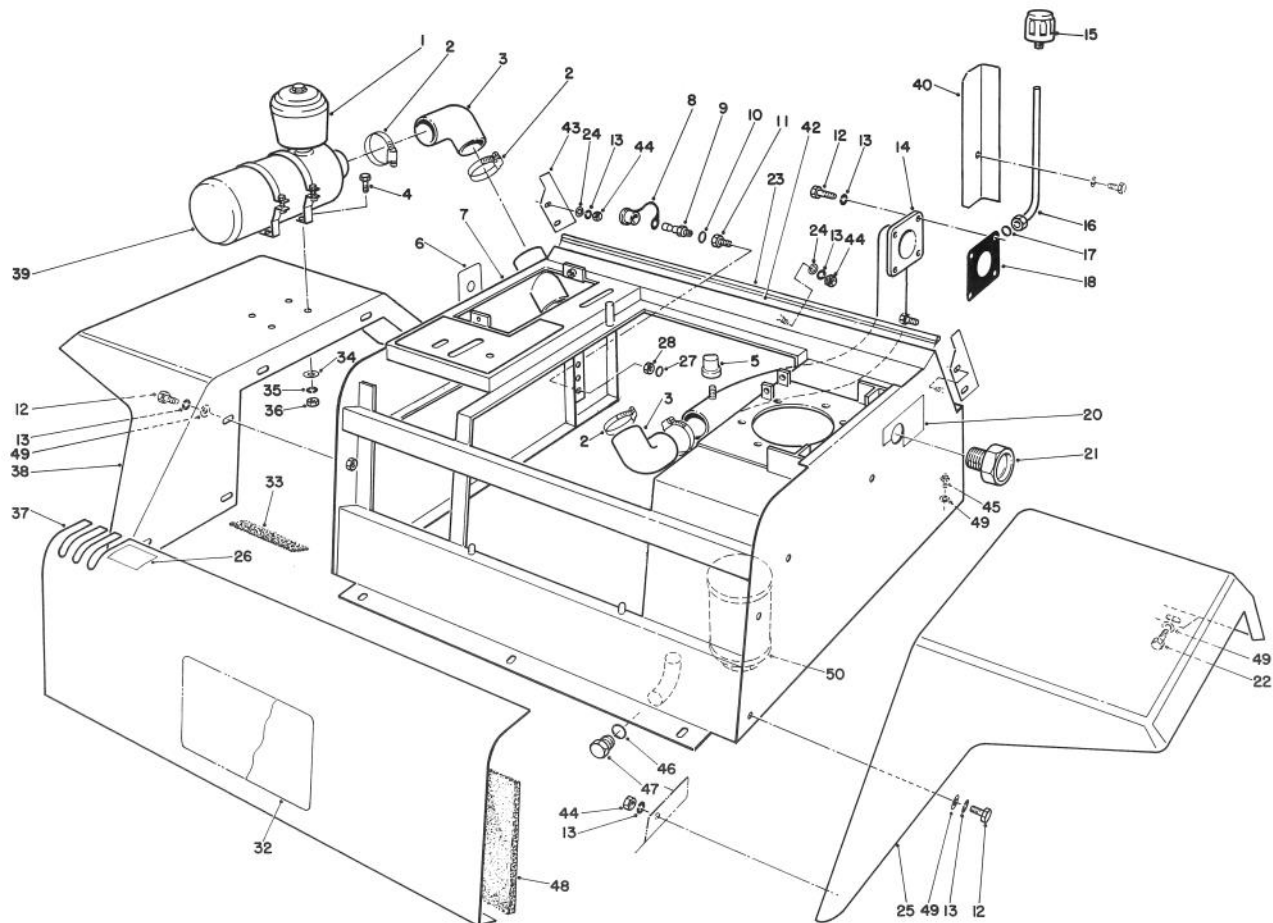
POWER STEERING VALVE ASSEMBLY NO. 74-2720

Ref. No.	Part No.	Description	No. Used
†1		Seal 1" I.D.	1
2	52-9230	Ring - Retaining	1
3	52-9240	Bushing - Seal Gland	1
†4		Seal 1.875 I.D.	1
†5		Seal - Quad Ring 1.062 I.D.	1
6	59-6730	Race - Bearing	2
7	59-6740	Bearing - Needle, Thrust	1
†8		Housing	1
†9		Sleeve - Control	1
10	59-6820	Kit - Centering Spring	1
†11		Spool - Control	1
†12		Seal	3
13	74-3100	Plate - Spacer	1
14	59-6860	Drive	1
15	59-6870	Gerotor	1
16	59-6890	Cap - End	1
17	70-8290	Washer - Sealing	7

Ref. No.	Part No.	Description	No. Used
18	59-6900	Screw - Cap	7
19	59-6830	Kit - Pin, Centering	1
20	74-3090	Spring	2
21	74-3130	Plug - Retainer	2
22	74-3140	Ball - Check	2
23	52-9290	Retainer - Ball, Check	1
24	52-9280	Ball - Check	1
†25		Seal	1
26	52-9270	Seat - Check Ball	1
†27		Seal	1
28	52-9260	Screw - Set	1
*	52-9250	Kit - Bearing, Needle (Incl. Ref. #7 & 8)	1
*	49-0170	Kit - Seal (Incl. Ref. #1, 4, 5, 12, 25 & 27)	1

*Not Illustrated

†Not Serviceable Separately

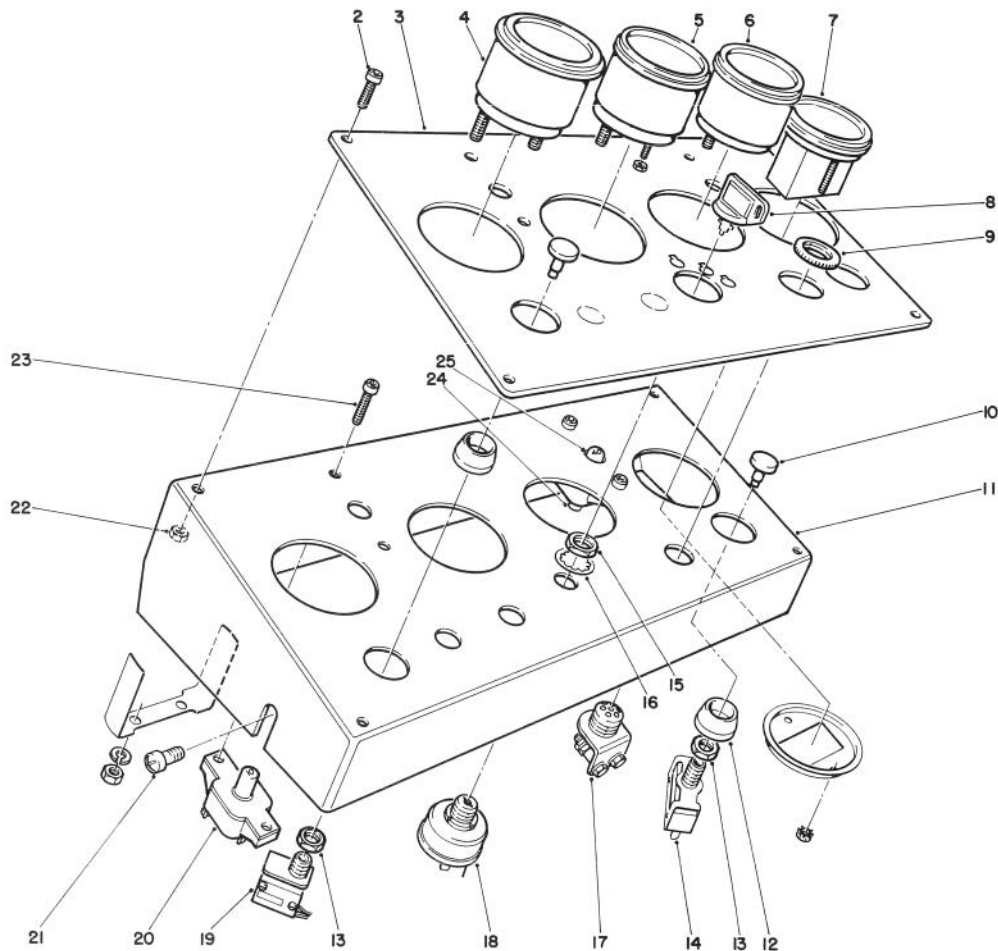


T-0118A

FENDERS & CENTER CONSOLE ASSEMBLY

Ref. No.	Part No.	Description	No. Used
1	48-7430	Assy. - Filter, Pre-Cleaner	1
2	2412-42	Clamp	4
3	60-0060	Elbow	2
4	66-3160	Bolt	4
5	69-1940	Indicator - Elect.	1
6	58-6680	Panel - Test Ports	1
7	58-1910	Assembly - Console, Center	1
8	353-947	Cap - Dust	5
9	59-7410	Fitting - Diagnostic (Incl. Ref. #10)	5
10	237-42	O-Ring	5
11	58-6580	Fitting (Incl. Ref. #27 & 28)	5
12	48-7620	Bolt	14
13	43-5930	Washer - Lock	22
14	80-4840	Pipe - Air Intake	1
15	68-6150	Breather	1
16	60-1870	Assembly - Pipe	1
17	237-65	O-Ring	1
18	51-6550	Gasket	1
20	59-7290	Decal - Hyd. Fill	1
21	58-5940	Sight Glass	1
22	48-6900	Screw - Self-Tap	4
23	58-5360	Seal	1

Ref. No.	Part No.	Description	No. Used
24	48-8010	Washer	8
25	58-0980	Fender - L.H.	1
26	62-6290	Decal - Lift Lever	1
27	237-21	O-Ring	5
28	3220-11	Nut - Hex.	5
32	58-6540	Decal - Operator Warning	1
33	68-7840	Strip - Foam	1
34	48-8030	Washer	4
35	48-9570	Washer - Lock	4
36	48-7930	Nut - Hex.	4
37	58-1750	Panel - Access	1
38	58-0990	Fender - R.H.	1
39	48-4220	Assembly - Air Filter (Complete)	1
40	60-2020	Shield - Heat	1
42	58-3620	Seal Plate - Front	1
43	58-3070	Seal Plate - Side	2
44	48-7890	Nut	10
45	48-6900	Screw - Self-Tapping	2
46	237-80	O-Ring	1
47	58-9160	Plug - Drain	1
48	68-7810	Panel - Lining	1
49	3256-16	Washer - Flat	16
50	48-7120	Element - Suction	1

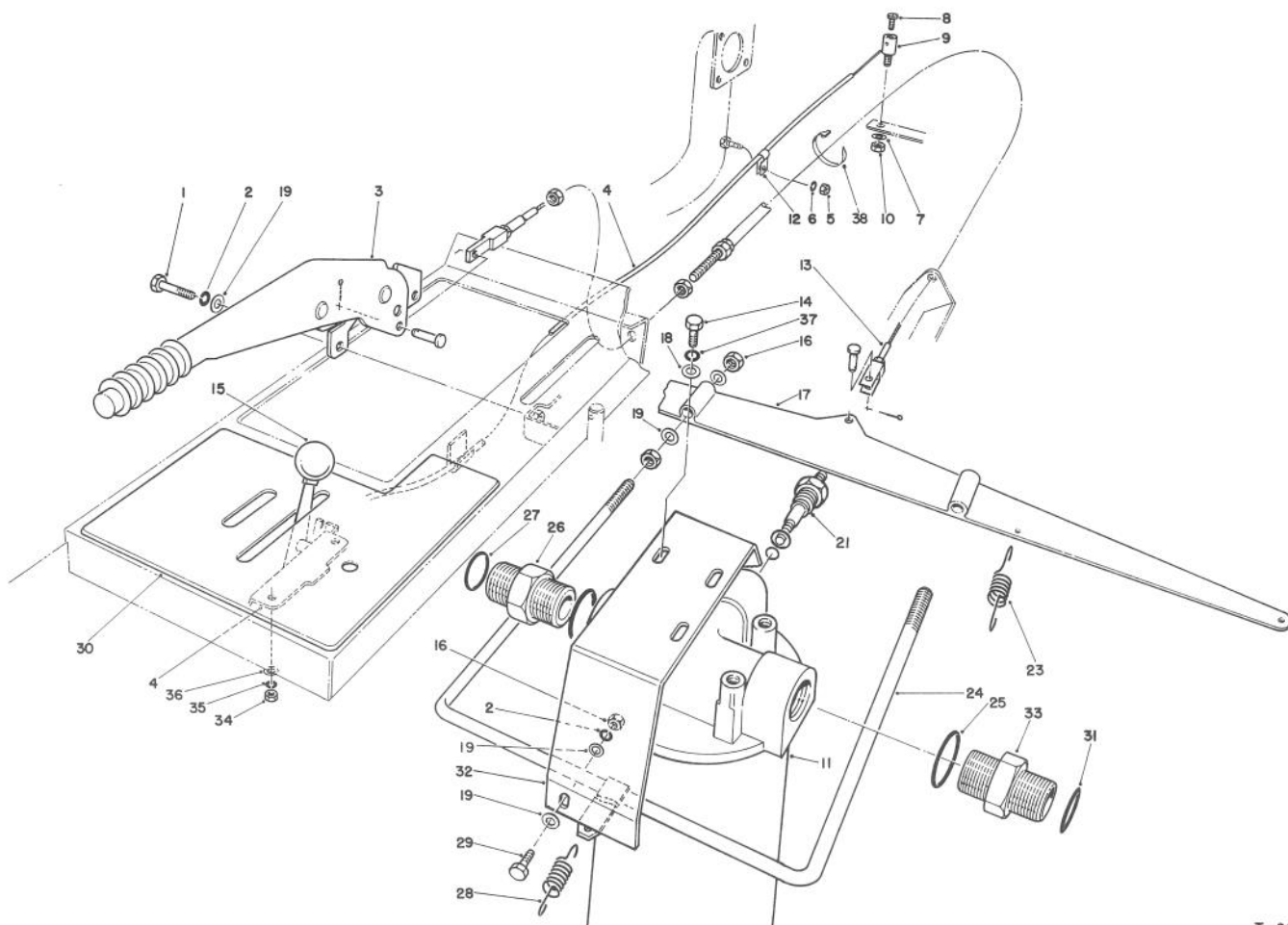


T-1210

INSTRUMENT PANEL

Ref. No.	Part No.	Description	No. Used	Ref. No.	Part No.	Description	No. Used
2	3274-68	Screw - Mach.	4	16	218-447	Washer - Lock, Switch	1
3	82-9290	Plate - Face, Instrument	1	17	58-2040	Indicator - Glow Plug (Incl. Ref. #9)	1
4	77-4840	Speedometer	1	18	27-2360	Switch - Key	1
5	63-7430	Gauge - Temperature	1	19	72-9760	Switch - Override (Incl. Ref. #10, 12 & 13)	1
6	66-2940	Gauge - Fuel	1	20	43-4001	Breaker - Circuit, 10 amp.	1
7	66-2950	Hourmeter	1	21	60-2170	Screw - Pan Hd.	2
8	63-8360	Key - Ignition	2	22	3296-42	Nut - Lock	4
†9		Nut	1	23	3274-90	Screw	4
10	43-6280	Button - Push	2	24	3250-18	Screw - Mach. Pan Hd.	2
11	82-9300	Panel W.A. - Instrument	1	25	43-4000	Breaker - Circuit, 40 amp.	1
12	43-6420	Bezel	2				
13	218-498	Nut - Hex.	2				
14	59-7220	Switch - Glow Plug (Incl. Ref. #10, 12 & 13)	1				
15	218-446	Nut - Switch	1				

†Not Serviceable Separately

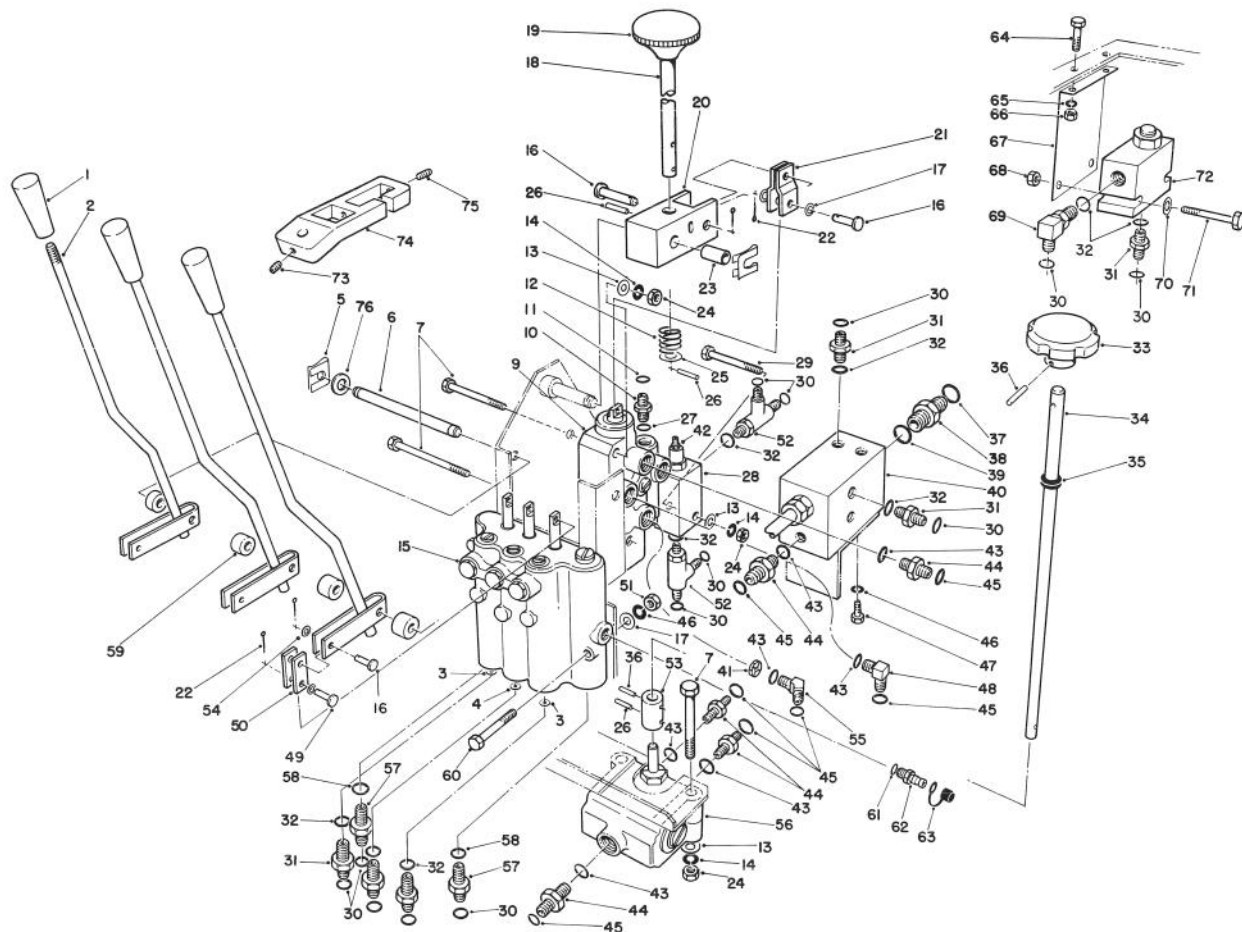


T-0120A

PARKING BRAKE, THROTTLE & OIL FILTER ASSEMBLY

Ref. No.	Part No.	Description	No. Used	Ref. No.	Part No.	Description	No. Used
1	48-7700	Bolt	2	23	60-2140	Spring	2
2	48-9570	Washer - Lock	2	24	58-2270	Assembly - Rod	1
3	53-6070	Brake - Parking	1	25	237-123	O-Ring	2
4	59-7240	Assembly - Throttle (Incl. Ref. #15)	1	26	340-80	Adapter (Incl. Ref. #25 & 27)	1
5	48-7890	Nut - Hex.	1	27	340-65	O-Ring	1
6	43-5930	Washer - Lock	1	28	48-6940	Spring	1
7	3256-22	Washer - Flat	1	29	322-6	Bolt	2
8	25-8640	Screw	1	30	58-6560	Panel - Side, Control	1
9	25-9090	Swivel	1	31	340-64	O-Ring	1
10	3296-13	Nut - Hex.	1	32	84-6470	Bracket - Filter	1
†11	86-6110	Assembly - Element	1	33	340-10	Adapter (Incl. Ref. #25 & 31)	1
12	2412-31	Clip	1	34	48-7880	Nut - Hex.	2
13	58-7030	Cable - Brake	1	35	48-8000	Washer - Lock	2
14	323-4	Bolt	3	36	52-6430	Washer	2
15	233-25	Knob	1	37	3253-5	Washer - Lock	3
16	48-7930	Nut - Hex.	4	38	250-1	Cable - Tie	1
17	58-2170	Bar	1	39	3256-23	Washer - Flat	4
18	3256-3	Washer - Flat	3	40	3253-4	Washer - Lock	2
19	48-8030	Washer	6	41	3217-6	Nut - Hex.	2
21	86-6100	Switch - Filter Warning	1				
22	86-6090	Assembly - Filter, Hyd. Oil (Incl. Ref. #11 & 21)	1				

†Do Not Substitute



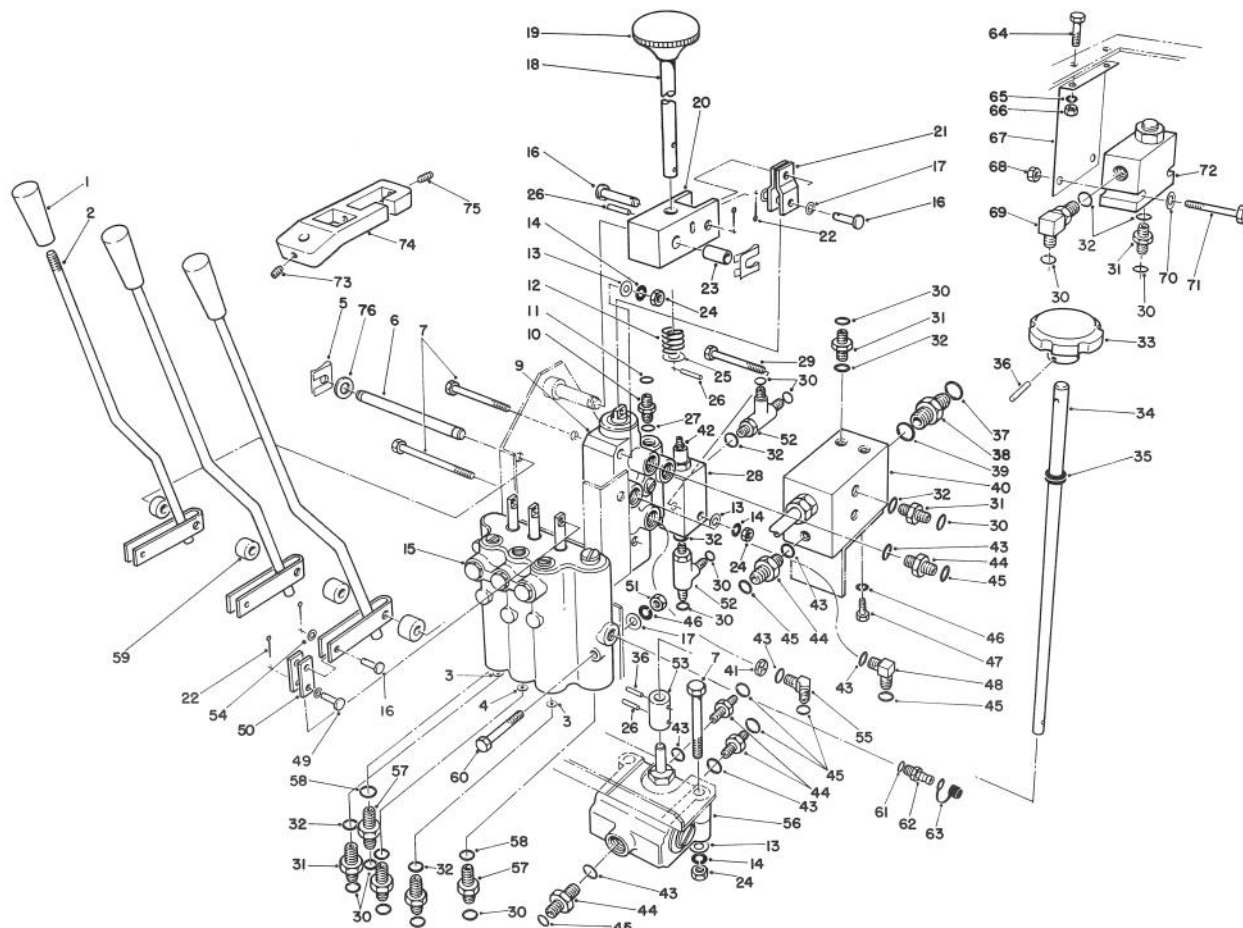
T-0121B

VALVE CONTROLS ASSEMBLY

Ref. No.	Part No.	Description	No. Used
1	233-39	Knob	3
2	74-3190	Lever - Lift	3
3	84-6400	Orifice - .047 Dia.	2
4	84-6401	Orifice - .052 Dia.	1
5	60-5690	Clip - Safety	3
6	58-1520	Pin - Pivot	1
7	322-12	Bolt	4
9	63-4800	Valve - Control	1
10	340-92	Fitting (Incl. Ref. #11 & 27)	1
11	237-21	O-Ring	1
12	58-7190	Spring	1
13	3256-23	Washer - Flat	5
14	3253-4	Washer - Lock	5
15	84-6200	Valve - Lift Control	1
16	58-3830	Pin - Clevis	5
17	48-8010	Washer	4
18	58-4450	Lever	1
19	233-10	Knob	1
20	58-4460	Clevis	1
21	58-1570	Link	2
22	58-1480	Pin - Cotter	8
23	60-0550	Bushing	1
24	3217-6	Nut - Hex.	5
25	48-9580	Washer	4
26	32121-118	Pin - Roll	2

Ref. No.	Part No.	Description	No. Used
27	237-78	O-Ring	1
28	58-5520	Valve (Incl. Ref. #42)	1
29	322-9	Bolt	1
30	237-22	O-Ring	15
31	340-2	Fitting (Incl. Ref. #30 & 32)	8
32	237-42	O-Ring	11
33	59-7130	Knob	1
34	58-1510	Shaft	1
35	59-7910	Grommet	1
36	60-2110	Pin - Spirol	2
37	340-64	O-Ring	1
38	340-80	Fitting (Incl. Ref. #37 & 39)	1
39	237-123	O-Ring	1
40	58-2150	Manifold	1
41	66-5410	Orifice	1
†42		Cartridge - Pressure Relief	1
43	237-80	O-Ring	9
44	340-7	Fitting (Incl. Ref. #43 & 45)	6
45	237-65	O-Ring	9
46	43-5930	Washer - Lock	4
47	48-7620	Bolt	2

†Not Serviceable Separately.

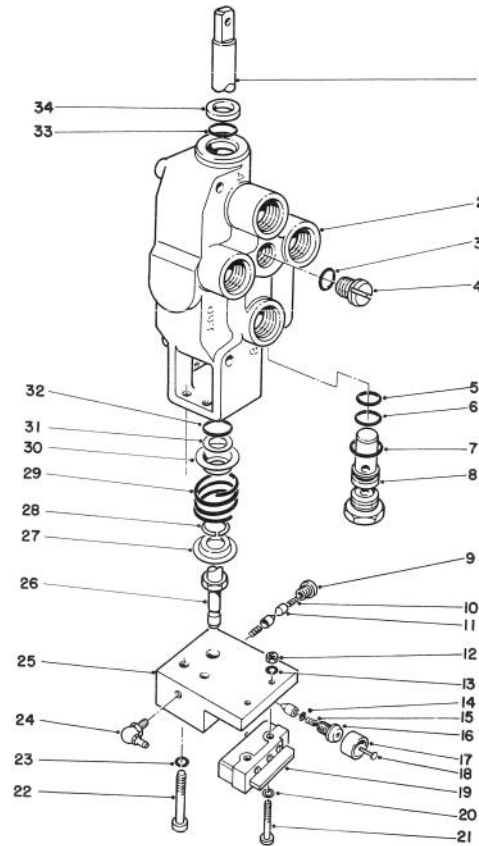


T-0121B

VALVE CONTROLS ASSEMBLY (Continued)

Ref. No.	Part No.	Description	No. Used	Ref. No.	Part No.	Description	No. Used
48	340-17	Fitting (Incl. Ref. #43 & 45)	2	63	353-947	Cap - Dust	1
49	58-3810	Pin - Clevis	3	64	321-3	Screw - Cap Hex Hd.	2
50	58-1560	Link	6	65	3253-3	Washer - Lock	2
51	48-7890	Nut - Hex.	1	66	3217-5	Nut - Hex.	2
52	340-86	Tee	2	67	63-4690	Bracket - Valve	1
53	58-1530	Coupling	1	68	3296-8	Nut - Lock	2
54	52-6430	Washer	10	69	340-77	Elbow - 90° (Incl. Ref. #30 & 32)	1
55	66-5860	Adapter - 45° (Incl. Ref. #43 & 45)	1	70	3256-22	Washer - Flat	2
56	58-5490	Valve - Flow Control (Model No. 03700)	1	71	321-10	Screw - Cap Hex. Hd.	2
56	58-5491	Valve - Flow Control (Model No. 03701)	1	72	63-4700	Valve - Flow Regulator (Model No. 03700)	1
57	340-3	Fitting (Incl. Ref. #30 & 58)	2	72	63-4701	Valve - Flow Regulator (Model No. 03701)	1
58	237-79	O-Ring	2	73	3245-44	Screw - Set	1
59	58-1540	Spacer	4	74	74-3170	Linkage - Cross Cut Control	1
60	60-6650	Bolt	2	75	3245-45	Screw - Set	2
61	237-42	O-Ring	1	76	3256-24	Washer - Flat	2
62	59-7410	Fitting - Diagnostic (Incl. Ref. #61)	1	*	66-5590	Kit - Seal (For Item #72)	1
				*	66-5580	Kit - Seal Repair (For Item #28)	1

*Not Illustrated



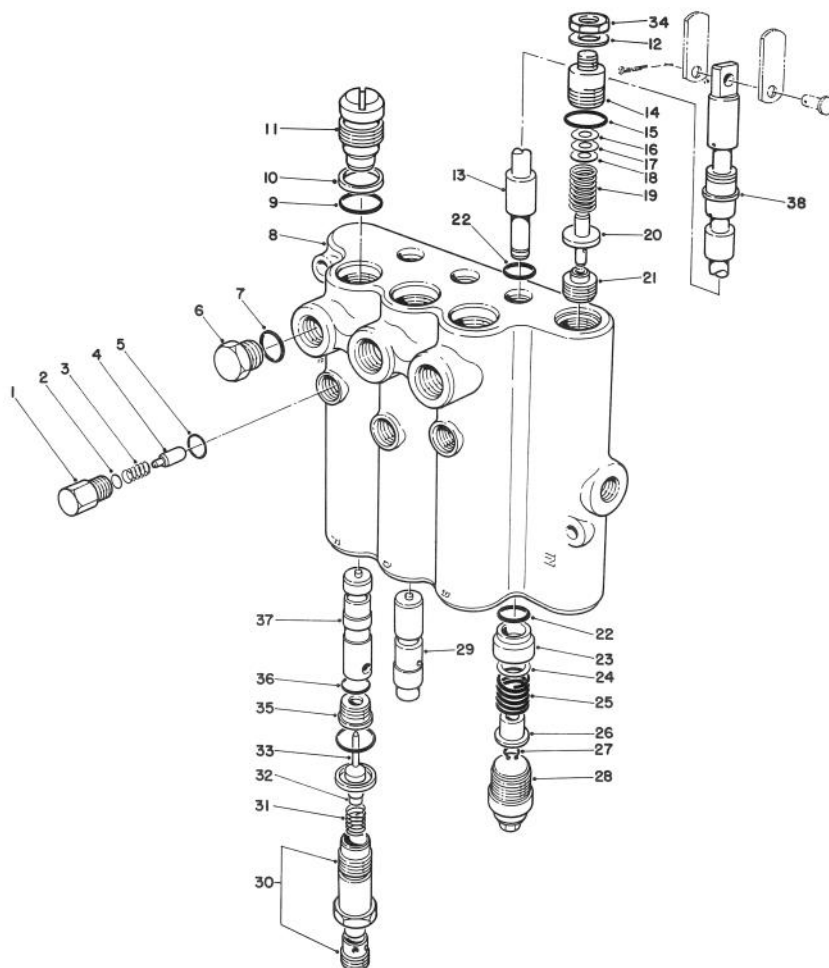
T-0123

REEL CONTROL VALVE ASSEMBLY NO. 63-4800

Ref. No.	Part No.	Description	No. Used	Ref. No.	Part No.	Description	No. Used
†1		Spool	1	19	60-4550	Switch - Micro	1
†2		Body	1	20	3256-13	Washer - Flat	2
3	59-8140	O-Ring	1	21	66-5430	Screw - Machine	2
4	59-8160	Plug (Incl. Ref. #3)	1	22	63-4830	Screw - Cap Hd.	2
5	63-4440	O-Ring	1	23	59-8070	Washer - Lock	2
6	59-7860	Washer - Backup	1	24	302-66	Fitting - Grease	1
7	42-1220	O-Ring	1	25	63-4820	Detent - Block	1
8	63-4780	Valve - Relief (Incl. Ref. #5-7)	1	26	63-4840	Spool - Screw	1
9	59-8060	Plug - Detent	1	27	59-8100	Washer - Shallow	1
10	59-8050	Spring - Detent	2	28	59-8170	Washer - Wire	1
11	59-8150	Pawl - Detent	3	29	59-8040	Spring	1
12	66-5440	Nut - Lock	2	30	59-8080	Washer - Deep	1
13	3253-19	Washer - Lock	2	31	59-8180	Washer	1
14	63-4860	Circlip	1	32	59-7780	O-Ring	1
15	63-4510	Spring	1	33	59-81 20	O-Ring	1
16	59-8230	Plug	1	34	59-8190	Wiper	1
17	66-5420	Sleeve	1	*	59-8250	Kit - Seal (Incl. Ref. #3, 4-7, 32 & 34)	1
18	63-4850	Plunger	1				

*Not Illustrated

†Not Serviceable Separately



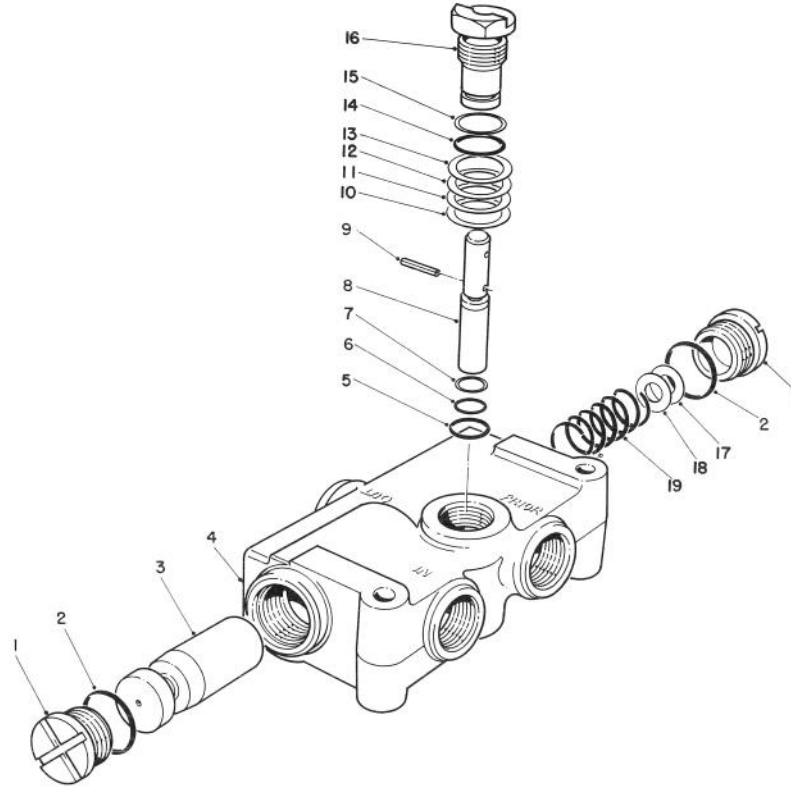
T-0124A

CONTROL VALVE ASSEMBLY NO. 84-6200

Ref. No.	Part No.	Description	No. Used	Ref. No.	Part No.	Description	No. Used
1	58-6780	Assembly - Plug (Incl. Ref. #5)	3	†21		Seat	1
2	60-6450	Disc	A/R	22	58-6450	O-Ring	6
3	58-6760	Spring	3	23	58-6400	Bushing	3
4	58-6770	Detent Plunger	3	24	58-6700	Washer	3
5	58-6790	O-Ring	3	25	58-6730	Spring	3
6	58-6710	Assembly - Plug (Incl. Ref. #7)	3	26	58-6310	Spacer	3
7	58-6720	O-Ring	3	27	58-6460	Ring - Retaining	3
†8		Body	1	28	58-6420	Assembly - Cap	3
9	60-5720	O-Ring	6	29	84-6430	Plunger	1
10	58-6370	Washer - Backup	6	30	58-6380	Assembly - Plug	3
11	58-6350	Assembly - Plug (Incl. Ref. #9 & 10)	3	31	58-6410	Spring	3
†12		Washer	1	32	60-6440	Eyelet	3
†13		Spool	3	33	58-6290	Assembly - Poppet	3
14	69-1830	Assembly - Plug (Incl. Ref. #12, 15 & 34)	1	†34		Nut - Lock	1
15	58-6750	O-Ring	1	35	58-6330	Assembly - Seat (Incl. Ref. #36)	3
16	58-6470	Washer	A/R	36	58-6340	O-Ring	3
17	58-6480	Washer	A/R	37	84-6420	Plunger	2
18	58-6490	Washer	A/R	38	58-6320	Wiper - Seal	3
19	84-6450	Spring	1	*	84-6400	Orifice - .047 Dia.	2
20	58-6440	Poppet	1	*	84-6401	Orifice - .052 Dia.	1
				*	60-3780	Kit - Seal - (Incl. Ref. #5, 7, 9, 10, 15, 22, 27, 33, 36 & 38)	1

*Not Illustrated

†Not Serviceable Separately



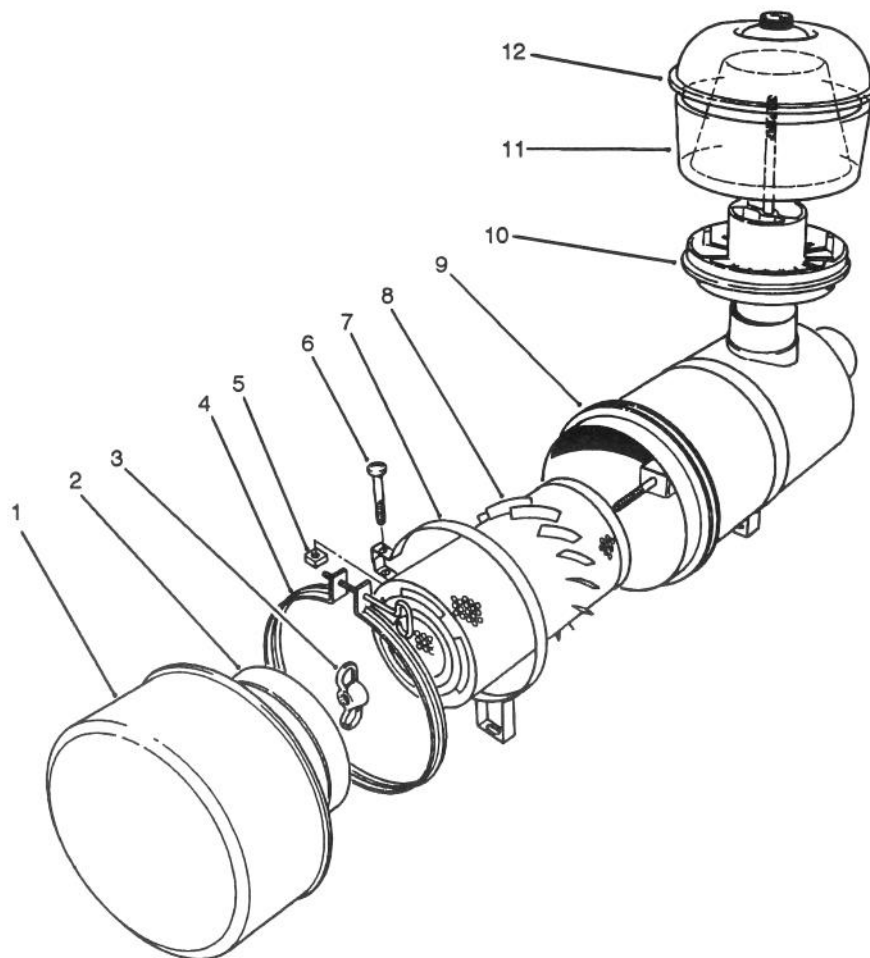
T-0125

PRIORITY FLOW CONTROL VALVE 58-5490 (MODEL NO. 03700) & 58-5491 (MODEL NO. 03701)

Ref. No.	Part No.	Description	No. Used
1	59-7600	Assembly - Plug (Incl. Ref. #2)	2
2	59-7610	O-Ring	2
†3		Spool	1
†4		Body	1
5	59-7640	O-Ring	1
6	59-7650	O-Ring	1
7	60-5950	Washer - Backup	1
8	59-7670	Metering Stem	1
9	59-7680	Pin - Groove	1
10	59-7690	Shim	A/R
11	59-7700	Shim	A/R

Ref. No.	Part No.	Description	No. Used
12	59-7710	Shim	A/R
13	59-7720	Shim	A/R
14	59-7780	O-Ring	1
15	58-6370	Washer - Backup	1
16	59-7740	Plug - Metering (03700)	1
16	74-3150	Plug - Metering (03701)	1
17	59-7750	Shim	A/R
18	59-7760	Shim	A/R
19	59-7770	Spring	1
*	63-4520	Kit - Seal (Incl. Ref. #2, 5-7, 14 & 15)	1

*Not Illustrated
†Not Serviceable Separately.



T-0126

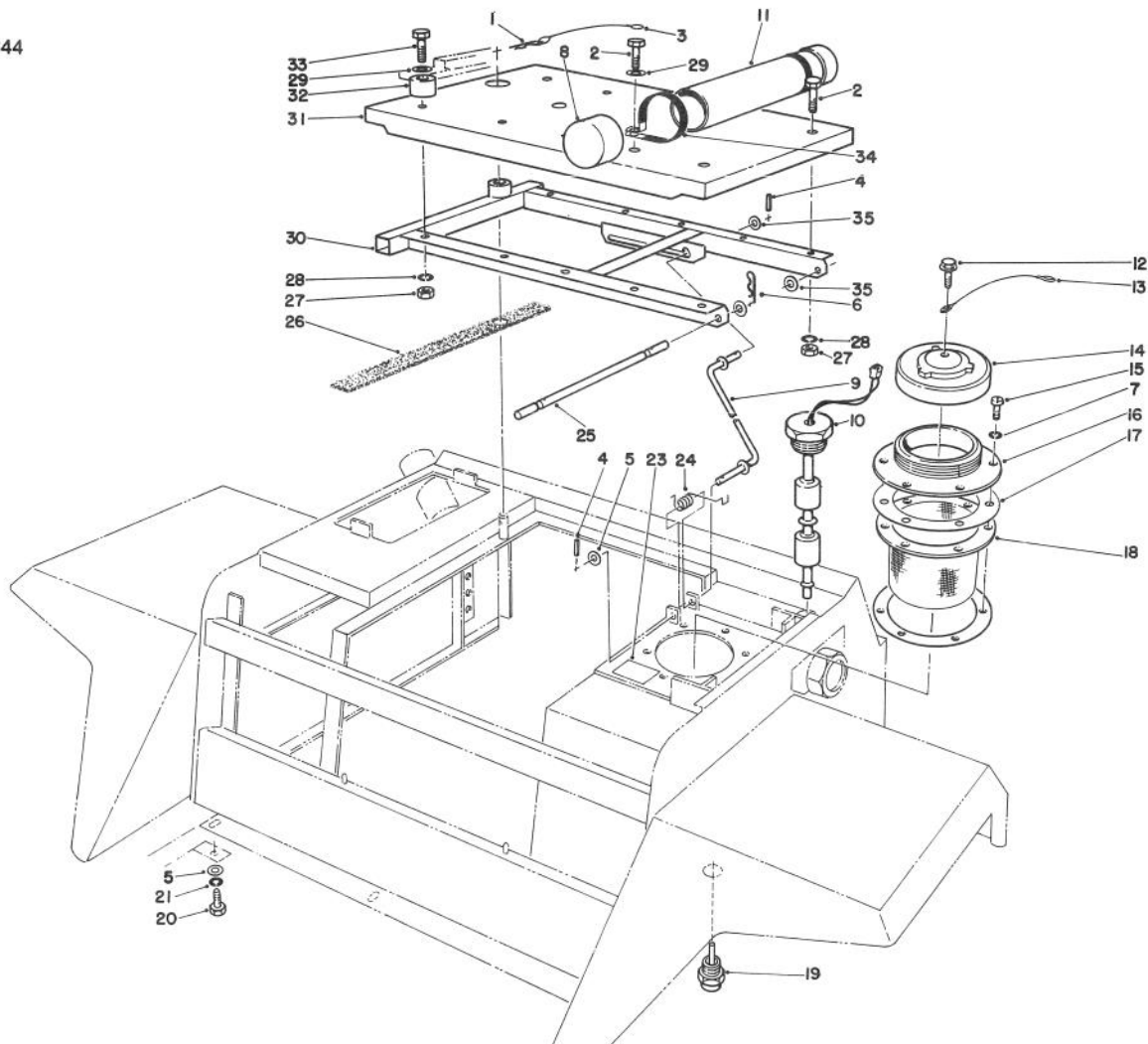
AIR CLEANER ASSEMBLY

Ref. No.	Part No.	Description	No. Used
1	27-7150	Assembly - Cup	1
2	27-7140	Baffle	1
3	27-7120	Nut	1
4	27-7130	Assembly - Clamp	1
5	32107-11	Nut - Square	2
6	3258-19	Screw - Machine	2
7	27-7170	Assembly - Band (Incl. Ref. #5 & 6)	2
8	27-7110	Assembly - Element	1
†9		Housing	1

Ref. No.	Part No.	Description	No. Used
10	62-6300	Assembly - Sleeve	1
11	33-1270	Bowl	1
12	33-1260	Assembly - Cover	1
*	48-7430	Assembly - Pre-Cleaner (Incl. Ref. #10-12)	1
*	48-4220	Assembly - Air Filter (Incl. Ref. #1-4 & 8-9)	1
*	27-7220	Soap - Air Cleaner	1

*Not Illustrated

†Not Serviceable Separately



T-0127

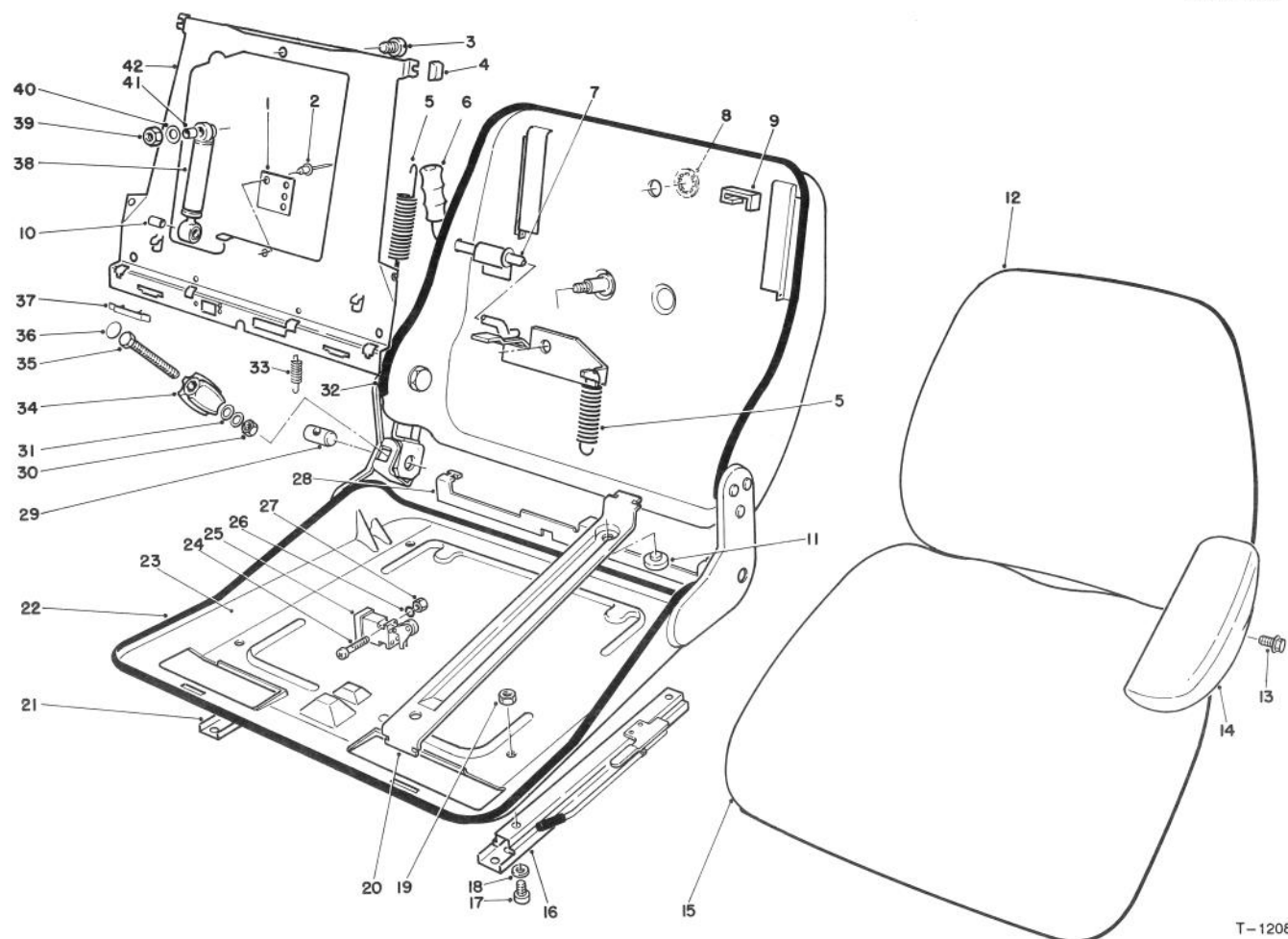
SEAT PLATFORM & FILLER CAP ASSEMBLY

Ref. No.	Part No.	Description	No. Used
1	3390-355	Clip - Retaining	1
2	66-3160	Screw - Cap Hex. Hd.	6
3	60-2160	Wire - Retaining (Incl. Ref. #1)	1
4	3272-11	Pin - Cotter	2
5	48-9580	Washer	2
6	3290-250	Pin - Hair, Cotter	2
7	3253-15	Washer - Lock	6
8	65-5890	Cap - Tube	2
9	58-1650	Rod - Seat	1
10	82-9340	Switch - Oil Level	1
11	65-5870	Tube - Manual	1
†12		Screw - Washer Face	1
†13		Wire - Tie	1
†14		Cap	1
15	3252-16	Screw	6
†16		Ring	1
17	58-6820	Gasket	2
†18		Screen	1

Ref. No.	Part No.	Description	No. Used
19	60-5580	Switch - Temperature	1
20	48-9470	Screw - Cap Hex. Hd.	2
21	48-9590	Washer - Lock	2
23	58-6530	Decal - Hydraulic Oil	1
24	60-0050	Spring	1
25	58-1640	Pin - Seat Pivot	1
26	68-7850	Strip - Foam	1
27	48-7930	Nut - Hex.	10
28	48-9570	Washer - Lock	10
29	48-8030	Washer	6
30	58-1580	Assembly - Frame, Seat	1
31	58-9830	Plate - Seat	1
32	26-4840	Spacer	4
33	48-7730	Screw - Cap Hex. Hd.	4
34	2412-102	R-Clamp	2
35	3256-24	Washer - Flat	4
*	58-6800	Filler Cap Assembly (Incl. Ref. #12-14 & 16-18)	1

*Not Illustrated

†Not Serviceable Separately



T-1208

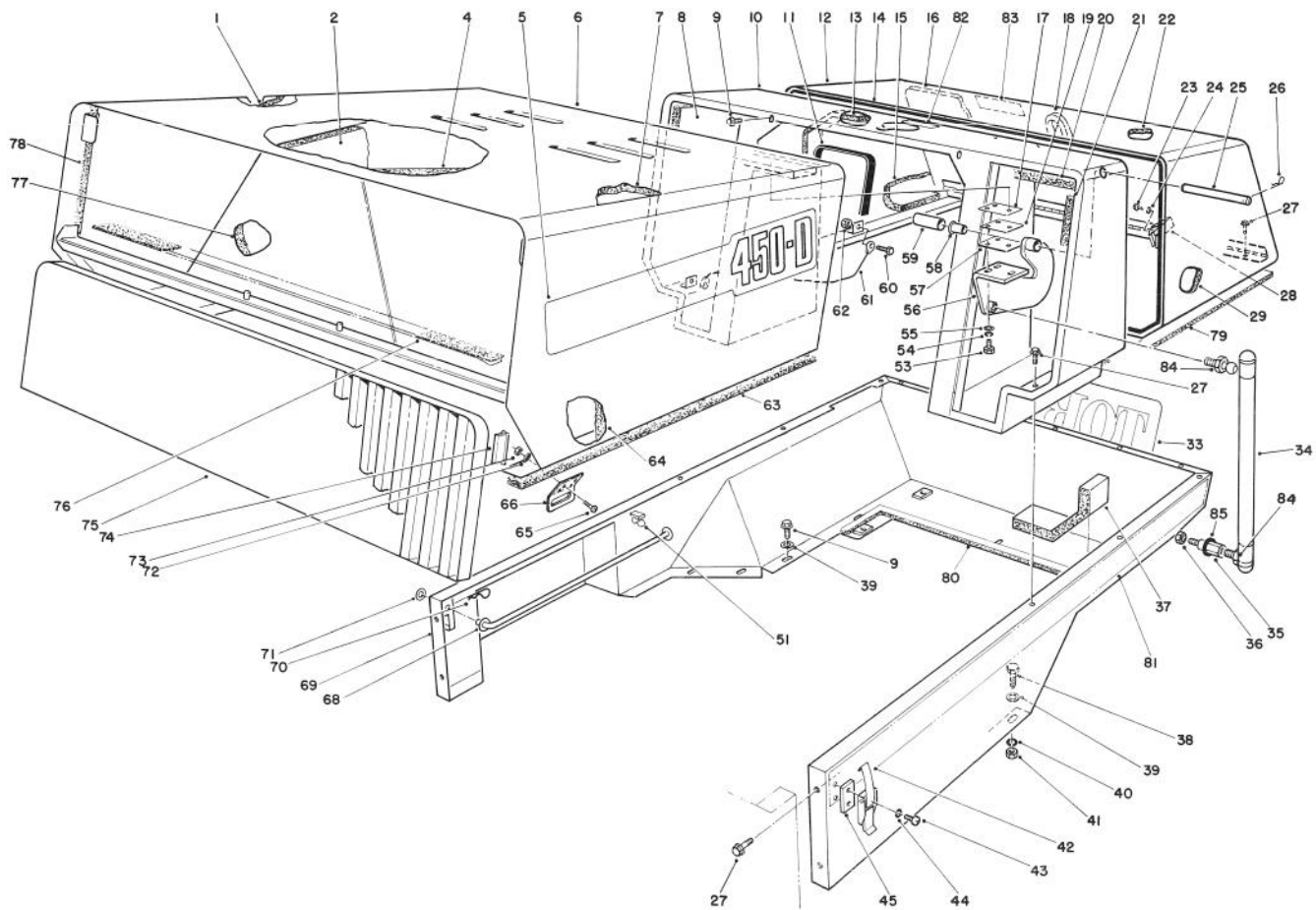
SUSPENSION SEAT ASSEMBLY

Ref. No.	Part No.	Description	No. Used
1	82-2850	Plate	1
2	82-9680	Rivet	2
3	82-9700	Screw	1
4	82-2730	Kit - Wear Parts (Incl. Ref. #8-11)	1
5	82-2740	Spring Set - Tension	1
6	56-4140	Grip - Handle	1
7	82-2870	Lever - Adjust	1
†8		Cover	1
†9		Bumper	2
†10		Bushing	1
†11		Pad	2
12	82-2800	Cushion - Backrest	1
13	56-3850	Screw - Mach. Hex. Hd.	4
14	55-4330	Arm Rest - L.H.	1
*	55-4331	Arm Rest - R.H.	1
15	82-2840	Cushion - Bottom	1
16	92-2951	Rail - Adjust. L.H.	1
17	82-9690	Screw	4
18	82-9660	Washer	4
19	82-9650	Nut	4
20	82-2820	Assembly - Swing Arm (Incl. Ref. #28 & 41))	1
21	82-2790	Rail - Adjust. R.H.	1
22	82-9710	Trim - Bottom	1

Ref. No.	Part No.	Description	No. Used
23	82-2720	Frame - Seat	1
24	82-9640	Screw	2
25	82-2810	Assembly - Switch (Incl. Ref. #24, & 26-27)	1
26	82-9620	Washer - Spring	2
27	82-9630	Nut	2
†28		Pivot - Back Plate	1
29	56-4170	Clevis - Threaded	1
30	56-3890	Nut	1
31	56-3880	Washer	2
32	82-9720	Trim - Backrest	1
33	82-2860	Spring Set - Tension	1
34	82-2750	Assembly - Spindle Adj. (Incl. Ref. #29, -31 & 34-36)	1
35	82-2710	Screw	1
†36		Cover	1
37	82-2830	Clamp	2
38	82-2770	Assembly - Shock Absorber	1
39	82-9670	Nut	1
40	56-3940	Washer	1
41	82-2760	Kit - Bushing (Incl. Ref. #39 & 40)	1
†42		Plate - Backrest	1
*	82-2880	Assembly - Weight Adj. (Incl. Ref. #5-7 & 41)	1

*Not Illustrated

†Not Serviceable Separately



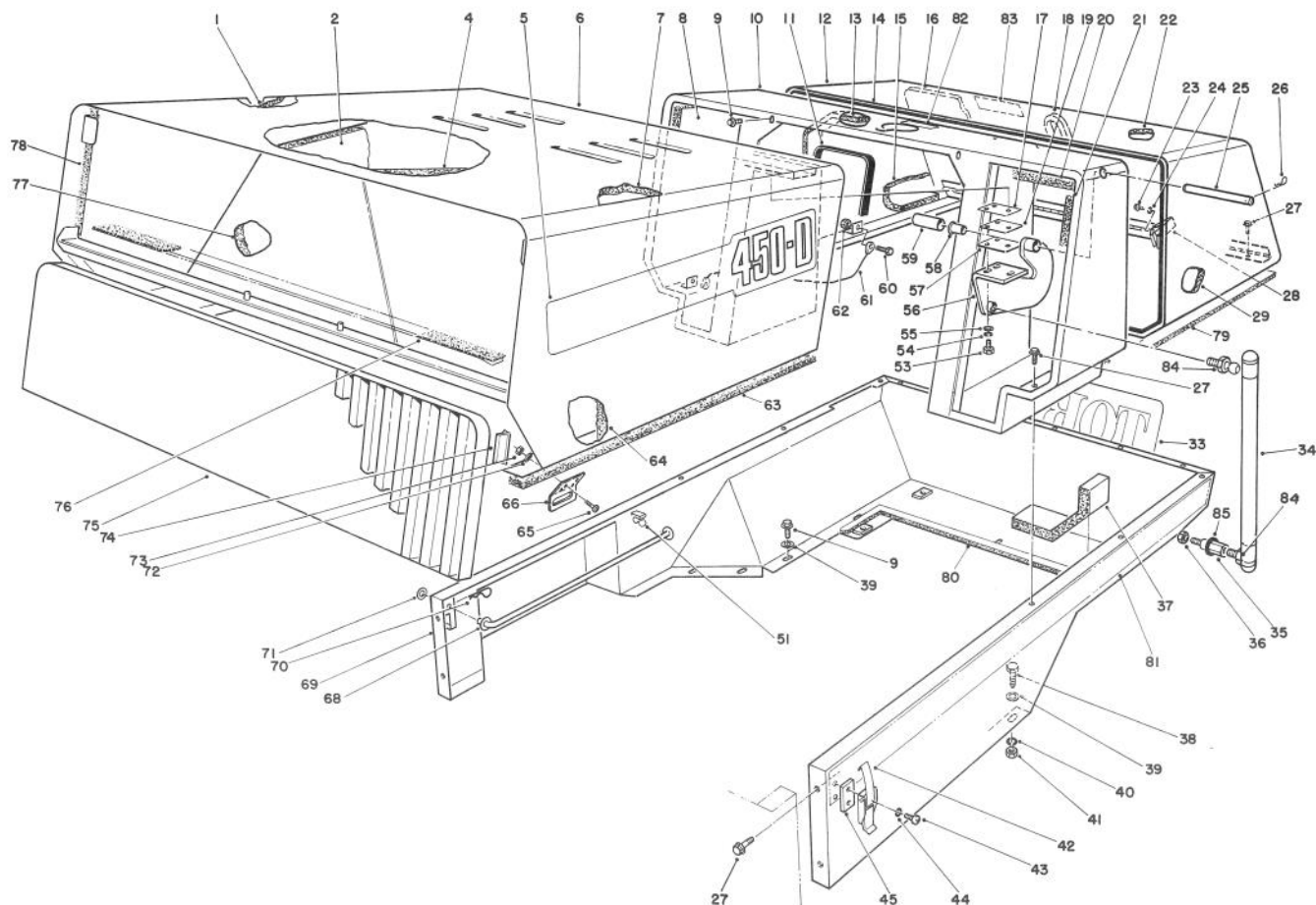
T-0129C

FRONT & REAR CANOPY ASSEMBLY

Ref. No.	Part No.	Description	No. Used
1	68-7830	Lining - Foam R.H.	1
2	68-7730	Lining - Foam	1
4	68-7720	Lining - Foam	1
5	77-4690	Decal - 450D	2
6	75-7600	Canopy - Front	1
7	68-7820	Lining - Foam L.H.	2
8	75-8370	Lining - Foam R.H.	1
9	48-6900	Screw - Self Tapping	9
10	77-4580	Canopy - Center	1
11	60-3770	Strip - Sealing L.H.	1
*	60-3760	Strip - Sealing R.H.	1
12	92-2964	Canopy - Rear	1
13	75-8450	Seal - Radiator, Foam	1
14	69-9726	Seal - Trim	1
15	92-2952	Lining - Foam	1
16	92-2954	Foam - Panel, Rear	1
17	58-5330	Spacer	2
18	69-9727	Seal - Trim	1
19	58-5340	Spacer	2
20	75-8360	Lining - Foam	2
21	75-8380	Lining - Foam, L.H.	1
22	75-8410	Lining - Foam	1
23	3290-321	Screw - Mach. Washer Hd.	4
24	3253-2	Washer - Lock	4
25	58-3910	Pin - Hinge	2

Ref. No.	Part No.	Description	No. Used
26	3290-355	Pin - Cotter, Hair	2
27	3234-13	Screw - Flange, Hex. Hd.	15
28	69-3020	Latch	2
29	92-2953	Lining - Foam	1
33	66-6140	Decal - Toro	1
34	88-6760	Spring - Gas	2
35	58-2740	Stud	2
36	60-6770	Nut - Hex.	2
37	75-8400	Lining - Foam, L.H.	1
*	75-8390	Lining - Foam, R.H.	1
38	48-7630	Screw	1
39	3256-16	Washer - Flat	1
40	43-5930	Washer - Lock	1
41	48-7890	Nut - Hex.	1
42	58-5380	Latch - Draw, Spring	2
43	3250-25	Screw - Pan, Phil. Hd.	4
44	3253-2	Washer - Lock	4
45	58-7070	Spacer	2
51	60-0930	Clip	1
53	48-9460	Bolt	6
54	48-9570	Washer - Lock	6
55	48-8030	Washer	6
56	58-1970	Plate - Hinge, L.H.	1
*	58-1980	Plate - Hinge, R.H.	1
57	58-5350	Spacer	2

*Not Illustrated

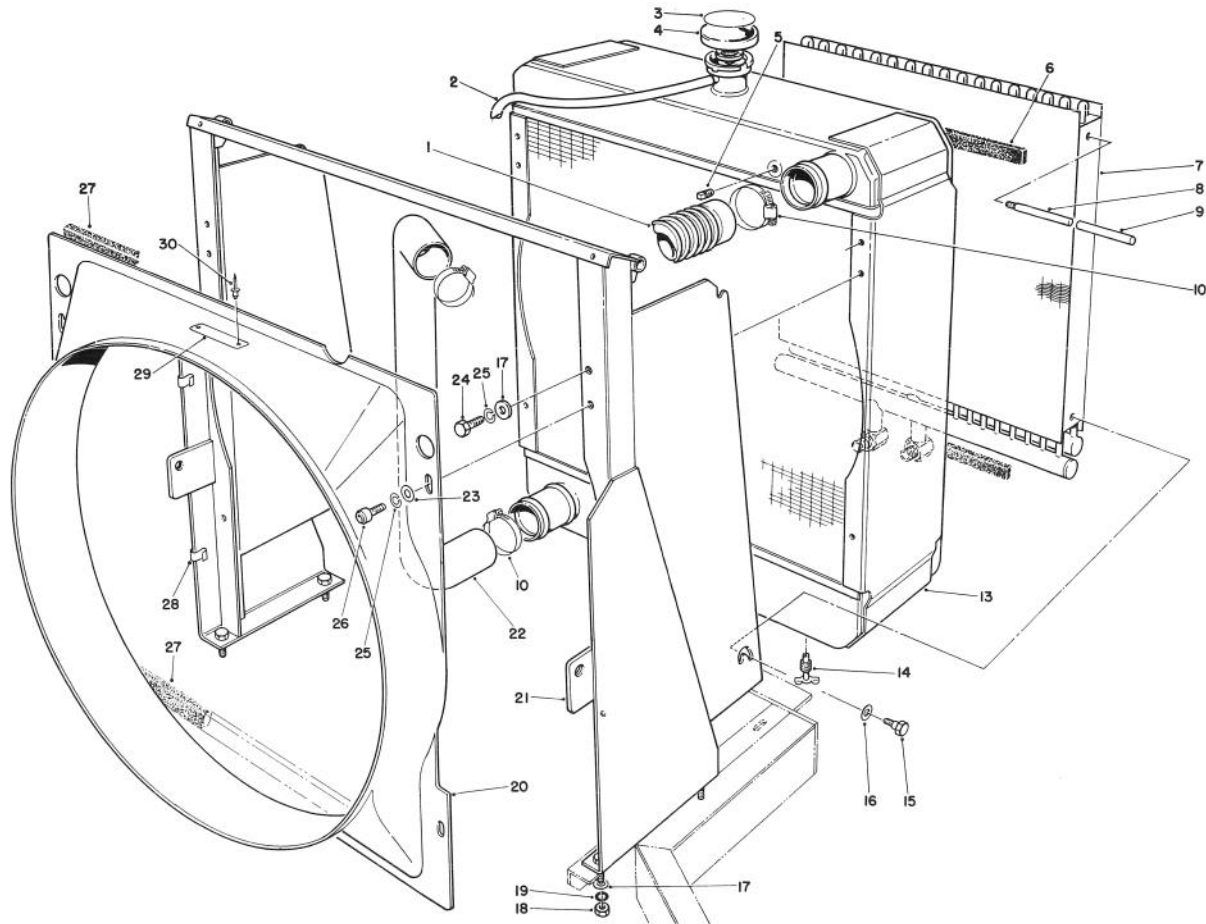


T-0129C

FRONT & REAR CANOPY ASSEMBLY (Continued)

Ref. No.	Part No.	Description	No. Used	Ref. No.	Part No.	Description	No. Used
58	58-3930	Bushing - Flange	2	79	75-8480	Seal - Canopy, Lower	2
59	58-3940	Tube - Spacer	2	80	68-7570	Strip - Foam	1
60	322-4	Screw - Cap Hex. Hd.	2	81	82-9610	Decal - L.H. (Model 03701)	1
61	75-0570	Cable	2	*	82-9600	Decal - R.H. (Model 03701)	1
62	3296-29	Nut - Lock	2	82	58-6940	Decal - Coolant Only	1
63	68-7860	Strip - Foam	2	83	49-2280	Decal - Diesel Fuel	1
64	68-7780	Lining - Foam	1	84	86-6130	Stud - Ball	4
65	3250-31	Screw - Pan, Phil Hd.	10	85	92-2962	Grommet	2
66	68-6040	Bracket - Latch	2	*	75-7600	Canopy - Front (Incl. Ref. #1, 2, 4, 6, 7, 11, 63, 64, & 76-78)	1
68	60-0880	Prop	1	*	92-2964	Canopy - Rear (Incl. Ref. #12, 14-16, 18, 22, 29 & 79)	1
69	84-6000	Body - Lower	1	*	77-4580	Canopy - Center (Incl. Ref. #8, 10, 13, 20 & 21)	1
70	3290-467	Clip	1				
71	48-9580	Washer	1				
72	3256-467	Clip	1				
73	3296-21	Washer - Flat	10				
74	58-4250	Latch - Magnetic	2				
75	58-4230	Grill - Front	1				
76	68-7880	Strip - Foam	1				
77	68-7690	Lining - Foam	1				
78	68-7790	Lining - Foam	1				

*Not Illustrated

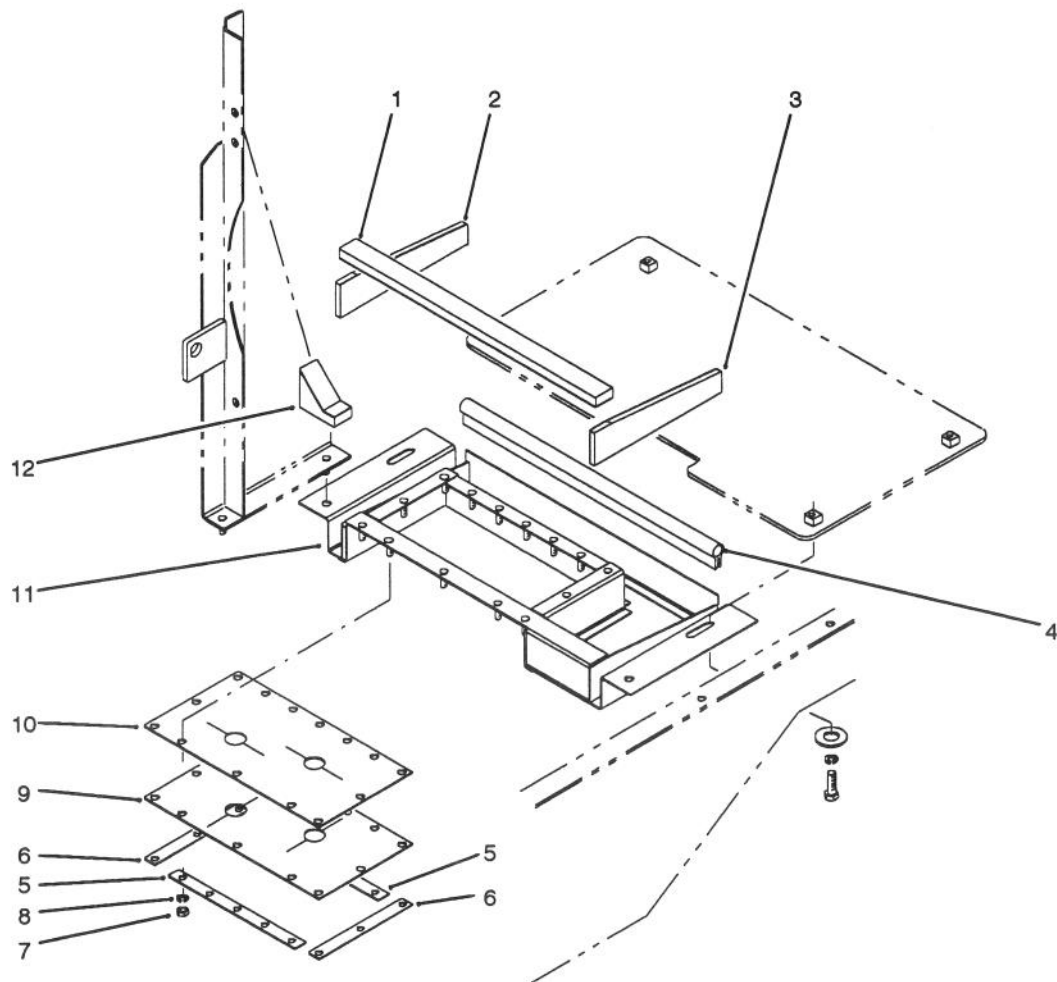


T-0130A

RADIATOR & OIL COOLER ASSEMBLY

Ref. No.	Part No.	Description	No. Used
1	60-3700	Hose - Flexible	1
2	60-3680	Hose - Overflow	1
3	59-8440	Decal - Warning	1
4	58-5420	Cap - Radiator 13 PS	1
5	281-2	Plug	1
6	75-8470	Strip - Sealing	2
7	58-5540	Cooler - Hyd. Oil	1
8	75-7790	Handle	2
9	47-2550	Grip - Handle	2
10	48-6020	Clamp - Hose	4
13	74-2950	Radiator (Incl. Ref. #14)	1
14	304-46	Plug - Drain	1
15	75-8330	Bolt - Shoulder	2
16	3256-25	Washer - Flat	2

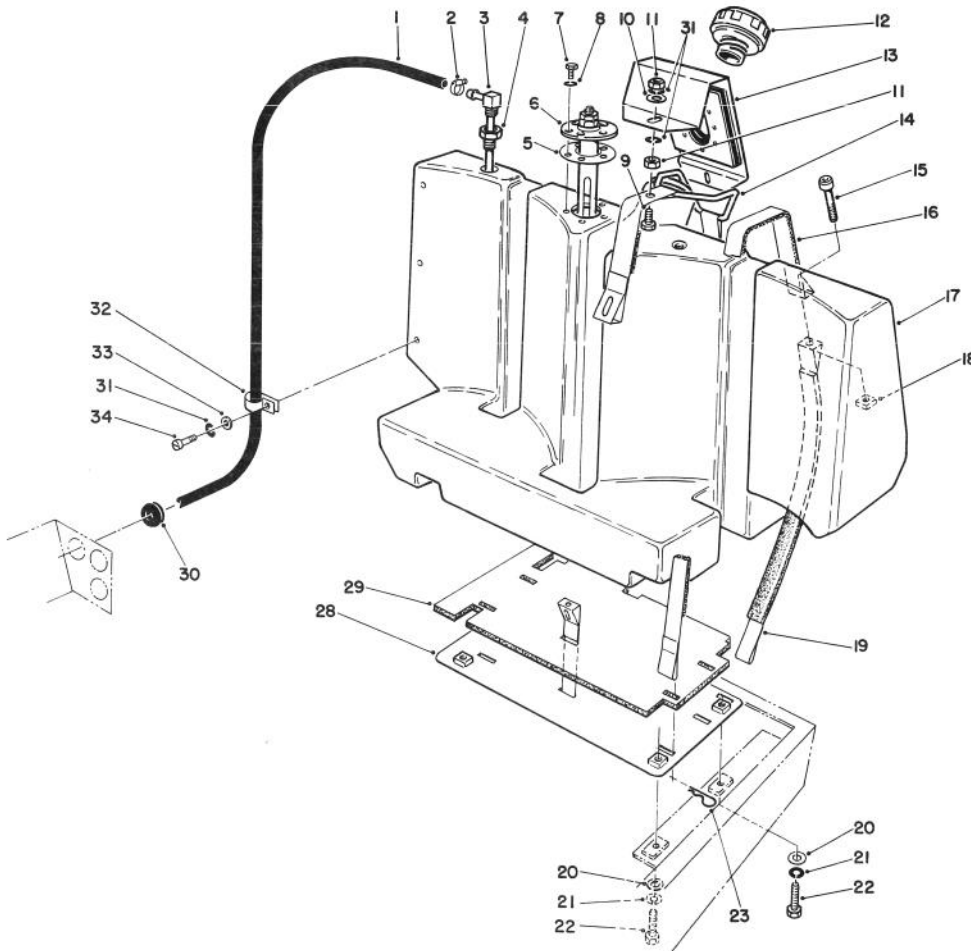
Ref. No.	Part No.	Description	No. Used
17	48-8030	Washer	6
18	48-7930	Nut	4
19	48-9570	Washer - Lock	4
20	74-3070	Shroud - Fan	1
21	75-7620	Frame	1
22	58-8100	Hose	1
23	3256-71	Washer - Flat	4
24	322-3	Screw - Cap Hex. Hd.	2
25	3253-4	Washer - Lock	6
26	3274-10	Screw - Cap Soc. Hd.	4
27	68-7570	Strip - Sealing	2
28	60-0930	Clip	3
29	76-8750	Plate - Caution	1
30	3290-271	Rivet - Pop	2



T-1559

RADIATOR SHIELD ASSEMBLY

Ref. No.	Part No.	Description	No. Used	Ref. No.	Part No.	Description	No. Used
1	92-2978	Foam - Shield Front	1	7	3217-5	Nut - Hex.	14
2	92-2976	Foam - Shield R.H.	1	8	3253-3	Washer - Lock	14
3	92-2977	Foam - Shield L.H.	1	9	92-2981	Shield - Neoprene	1
4	69-9729	Strip - Sealing	1	10	92-2980	Shield - Neoprene	1
5	92-2975	Strip - Mount	2	11	92-2973	Shield - Radiator	1
6	92-2974	Strip - Mount	2	12	92-2979	Block - Radiator	2

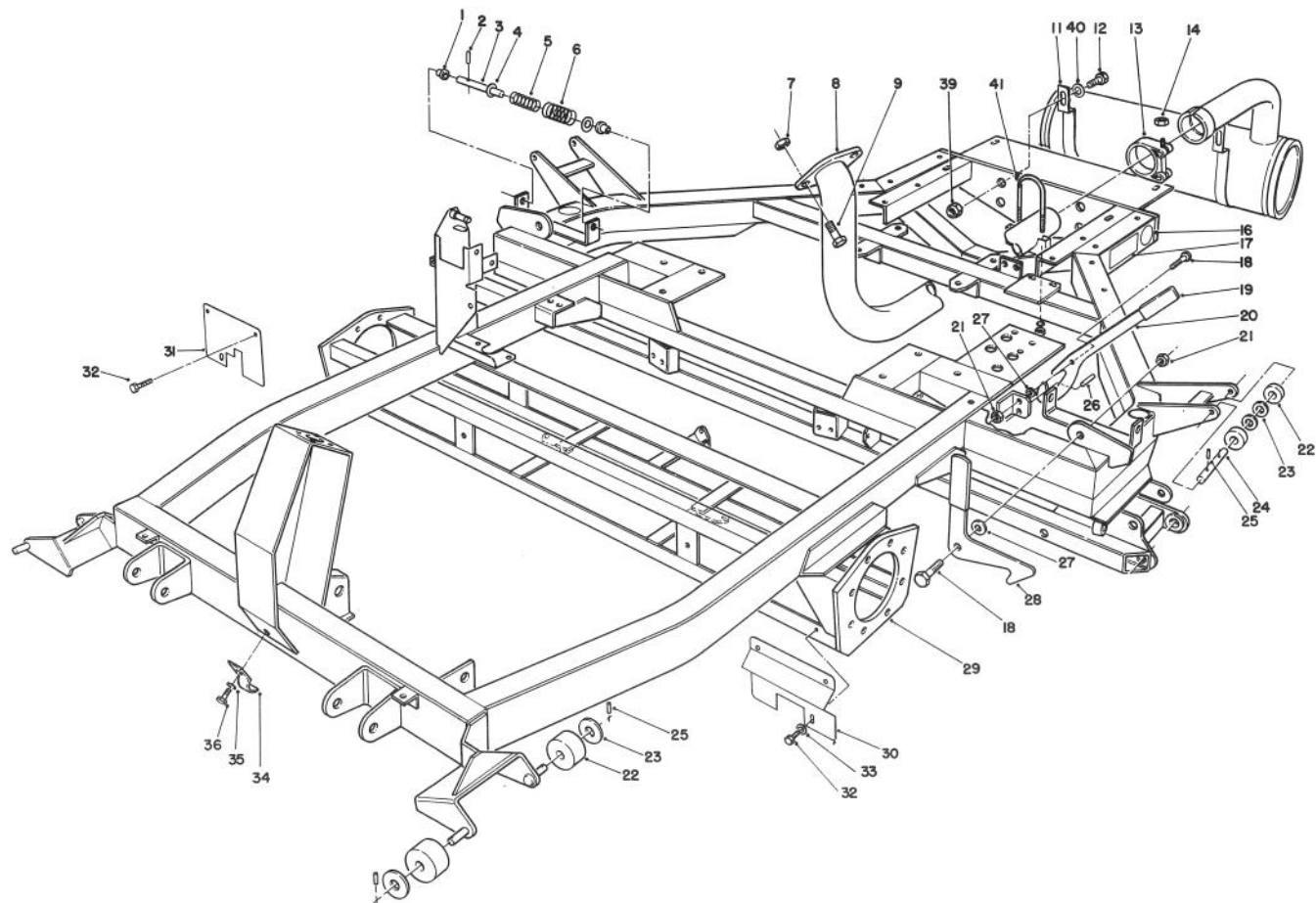


T-1557

FUEL TANK ASSEMBLY

Ref. No.	Part No.	Description	No. Used
1	63-7624	Hose - Fuel	2
2	2412-36	Hose - Clamp	4
3	75-8240	Fitting - Fuel, hose	2
4	2812-1	Bushing - Pipe	2
5	62-7650	Gasket	1
6	77-4820	Sender - Fuel	1
7	3250-31	Screw	5
8	3253-2	Washer - Lock	5
9	321-5	Screw	2
10	3256-16	Washer - Flat	2
11	3217-5	Nut - Hex.	4
12	72-0090	Cap - Fuel Tank	1
13	75-8320	Assembly - Gasket	1
14	75-8250	Assembly - Strap w/Foam	1
15	3274-54	Screw - Cap Soc. Hd.	4
16	13-6329	Assembly - Strap w/Foam	2

Ref. No.	Part No.	Description	No. Used
17	86-6960	Tank - Fuel	1
18	32107-11	Nut - Square	4
19	13-6339	Assembly - Strap w/Foam	4
20	3256-27	Washer - Flat	4
21	48-9570	Washer - Lock	4
22	48-7730	Screw - Cap Hex. Hd. (Full Thread)	4
23	3290-355	Pin - Cotter, Hair	5
28	72-0040	Plate - Tank, Fuel	1
29	72-0110	Pad - Tank, Fuel	1
30	240-9	Grommet	3
31	3253-3	Washer - Lock	4
32	2412-106	Clamp - R	7
33	3256-22	Washer - Flat	3
34	321-3	Screw - Cap Hex. Hd.	3

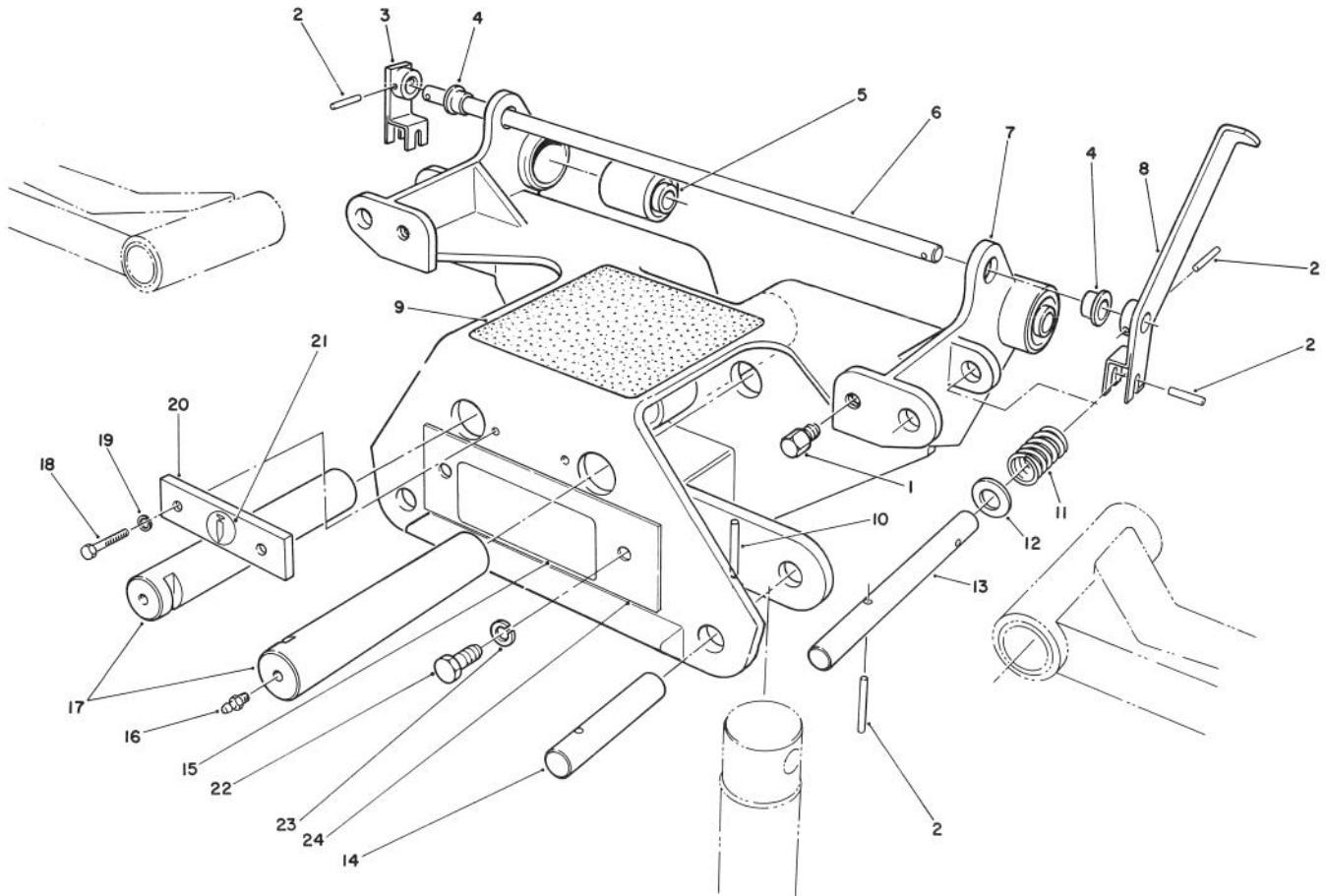


T-0132

CHASSIS & MUFFLER ASSEMBLY

Ref. No.	Part No.	Description	No. Used	Ref. No.	Part No.	Description	No. Used
1	58-2800	Bushing	4	21	51-2070	Nut	3
2	60-3720	Pin - Roll	2	22	82-4910	Roller	8
3	58-2810	Rod	2	23	51-2060	Washer	8
4	3256-7	Washer - Flat	4	24	60-0160	Pin - Roller Rear	2
5	48-6780	Spring	2	25	60-2110	Pin - Roll	8
6	60-1240	Spring	2	26	48-8830	Pin - Roll	1
7	60-6660	Nut - Hex	2	27	48-8850	Washer - Bevel	3
8	76-3470	Tube - Exhaust	1	28	48-8540	Lever	2
9	48-9470	Bolt	2	29	74-2800	Chassis	1
10	60-1670	Nut - Spring	2	30	60-4190	Grass Shield - L.H.	1
11	74-2850	Muffler	1	31	60-4200	Grass Shield - R.H.	1
*†	74-2900	Muffler (Spark Arrester)	1	32	48-6900	Screw - Hex Hd.	6
12	323-18	Screw - Cap Hex. Hd.	2	33	48-8010	Washer	2
13	60-1980	Clamp (Incl. Ref. #14 & 15)	1	34	60-2080	Clamp - Hose	1
†14		Nut	1	35	48-9570	Washer - Lock	1
16	58-6520	Decal - Grease	3	36	48-7680	Screw - Cap Hex Hd.	1
17	58-5910	Decal - Tire Pressure	2	38	3256-4	Washer - Flat	2
18	60-6870	Bolt	3	39	3296-39	Nut - Lock	2
19	48-7080	Cap	3	40	3256-3	Washer - Flat	2
20	58-3800	Lever	1	41	76-3560	Clamp - Exhaust	1

*Not Illustrated †Optional
 ‡Not Serviceable Separately

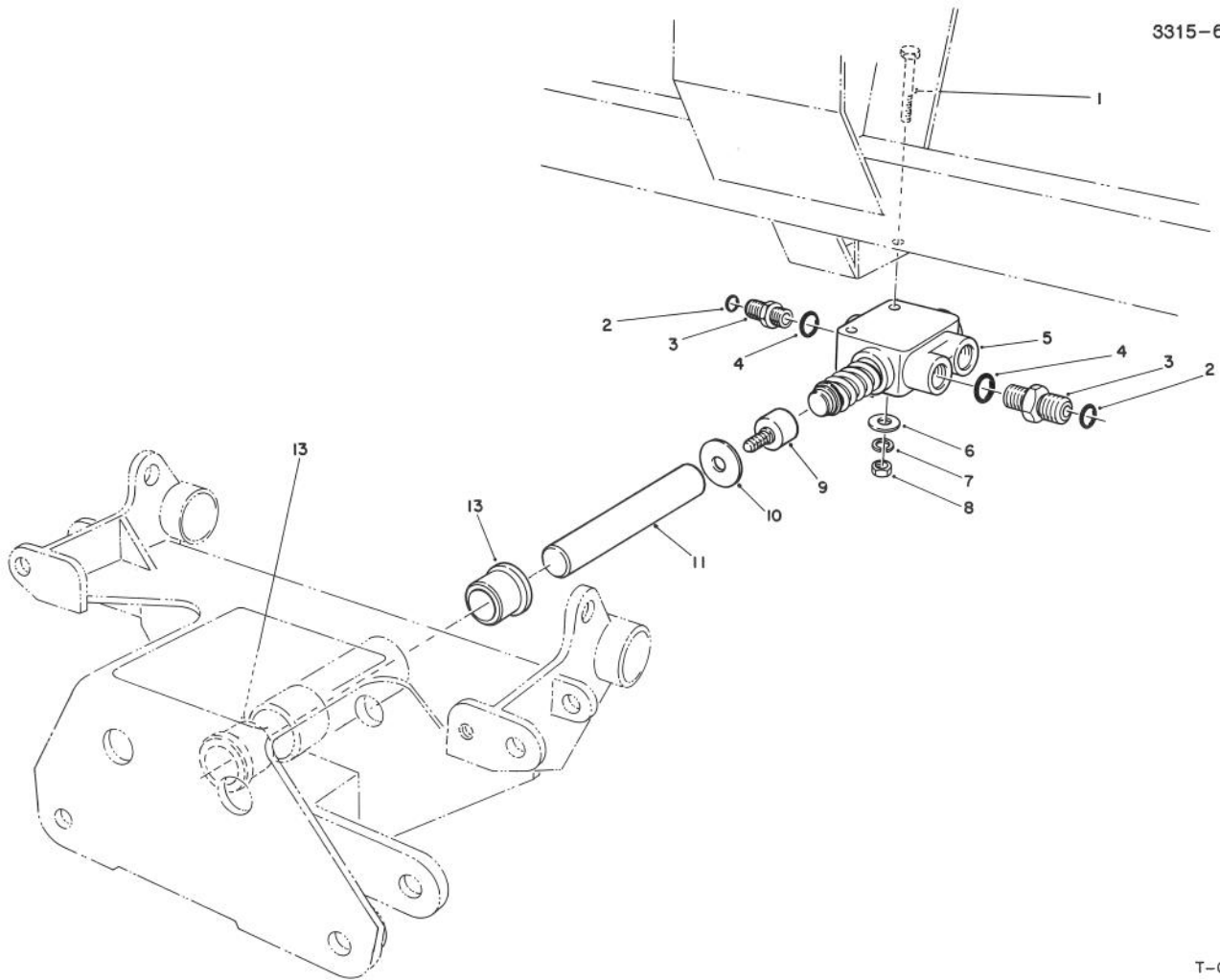


T-0133A

FRONT CARRIER ASSEMBLY

Ref. No.	Part No.	Description	No. Used
1	82-9250	Stud - Threaded	2
2	60-2000	Pin - Dowel	6
3	60-1750	Lever - R.H.	1
4	60-1990	Bushing - Flange	2
5	47-7010	Bushing	2
6	60-1820	Shaft - Pivot	1
7	60-0070	Carrier - Front (Used on Model 03700-10001 Thru 10061)	1
7	74-2920	Carrier - Front (Used on Model 03701-10001 & UP and 03700-10062 & UP)	1
8	60-1780	Lever - L.H.	1
9	82-9370	Pad - Step	1
10	60-1270	Pin - Spirol	2

Ref. No.	Part No.	Description	No. Used
11	60-0670	Spring - Compression	2
12	51-2060	Washer (Used on Model 03700-10001 Thru 10061)	2
13	82-9360	Rod - Latch	2
14	58-2720	Pin - Cylinder Mount	2
15	86-6120	Decal - Towing	1
16	302-5	Fitting - Grease	2
17	60-0090	Pin - Lift Arm, Pivot	2
18	322-2	Screw - Cap Hex. Hd.	2
19	3253-4	Washer - Lock	2
20	60-0190	Retainer	1
21	58-6520	Decal - Grease	1
22	325-2	Screw - Cap Hex. Hd.	2
23	3253-7	Washer - Lock	2
24	84-6480	Plate - Decal	1

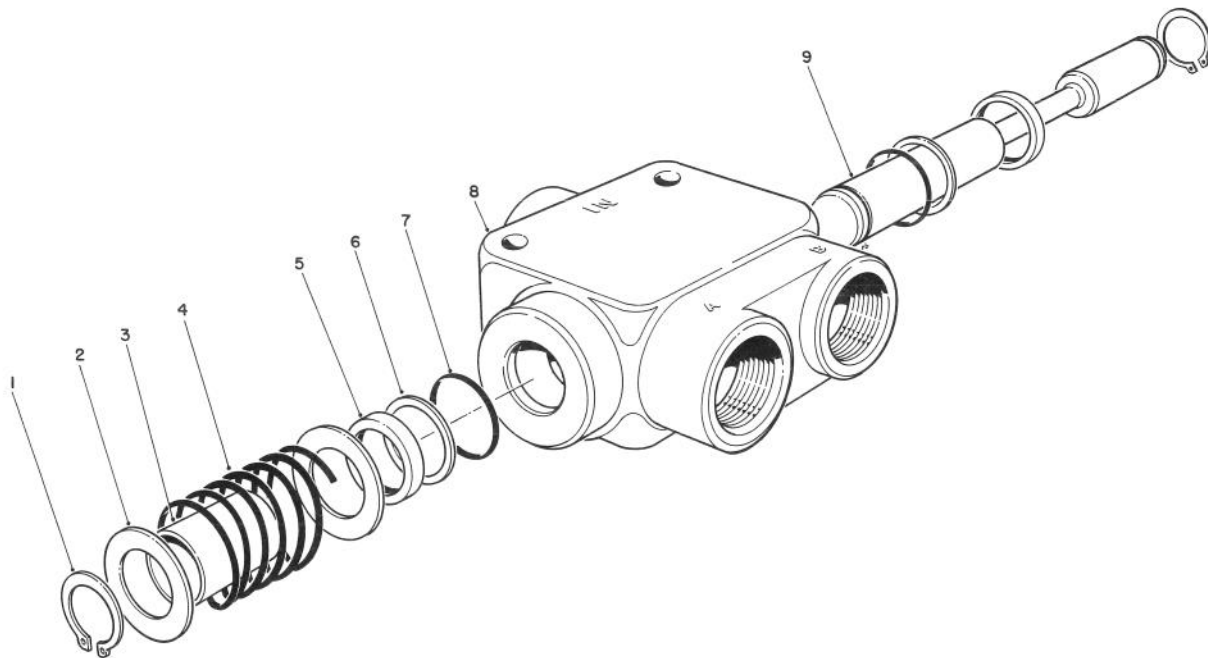


T-0134A

PUSH ROD ASSEMBLY

Ref. No.	Part No.	Description	No. Used
1	322-12	Screw - Cap Hex Hd.	2
2	237-65	O-Ring	3
3	340-7	Fitting - Straight (Incl. Ref. #2 & 4)	3
4	237-80	O-Ring	3
5	58-5460	Valve - Shutoff	1
6	3256-23	Washer - Flat	2

Ref. No.	Part No.	Description	No. Used
7	3253-4	Washer - Lock	2
8	3217-6	Nut - Hex	2
9	59-7140	Bumper	1
10	3256-68	Washer	A/R
11	60-0300	Rod	1
13	48-6640	Bushing - Flange	2



T-0135

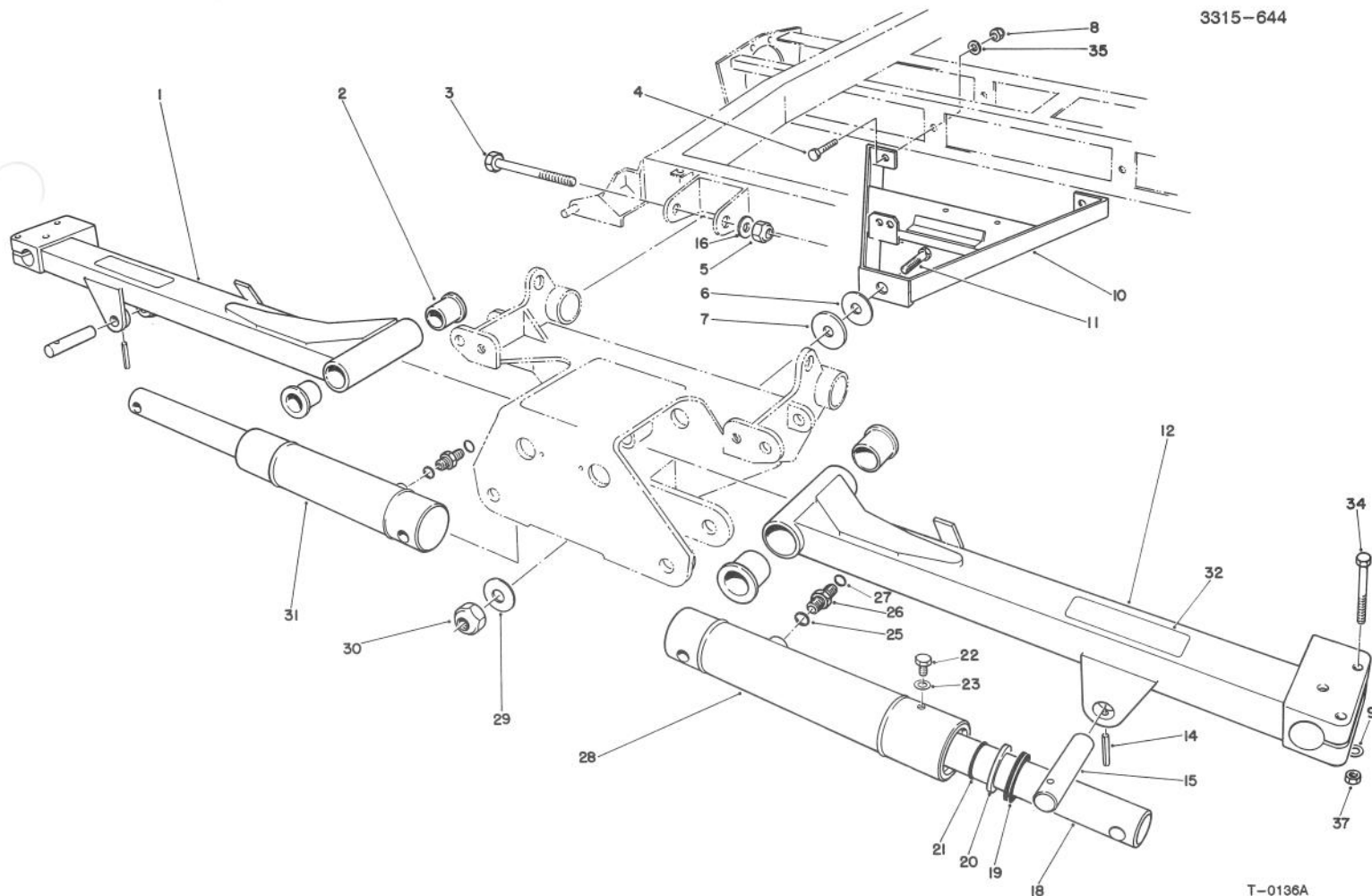
REEL SHUT-OFF VALVE NO. 58-5460

Ref. No.	Part No.	Description	No. Used
1	59-7810	Circlip	2
2	59-7820	Washer	2
†3		Spacer	1
4	59-7840	Spring	1
5	59-7850	Wiper	2
6	59-7860	Backup Washer	2

Ref. No.	Part No.	Description	No. Used
7	59-7780	O-Ring	2
†8		Body	1
†9		Spool	1
*	59-7890	Seal Kit (Incl. Ref. #1, 5, 6 & 7)	1

*Not Illustrated

†Not Serviceable Separately



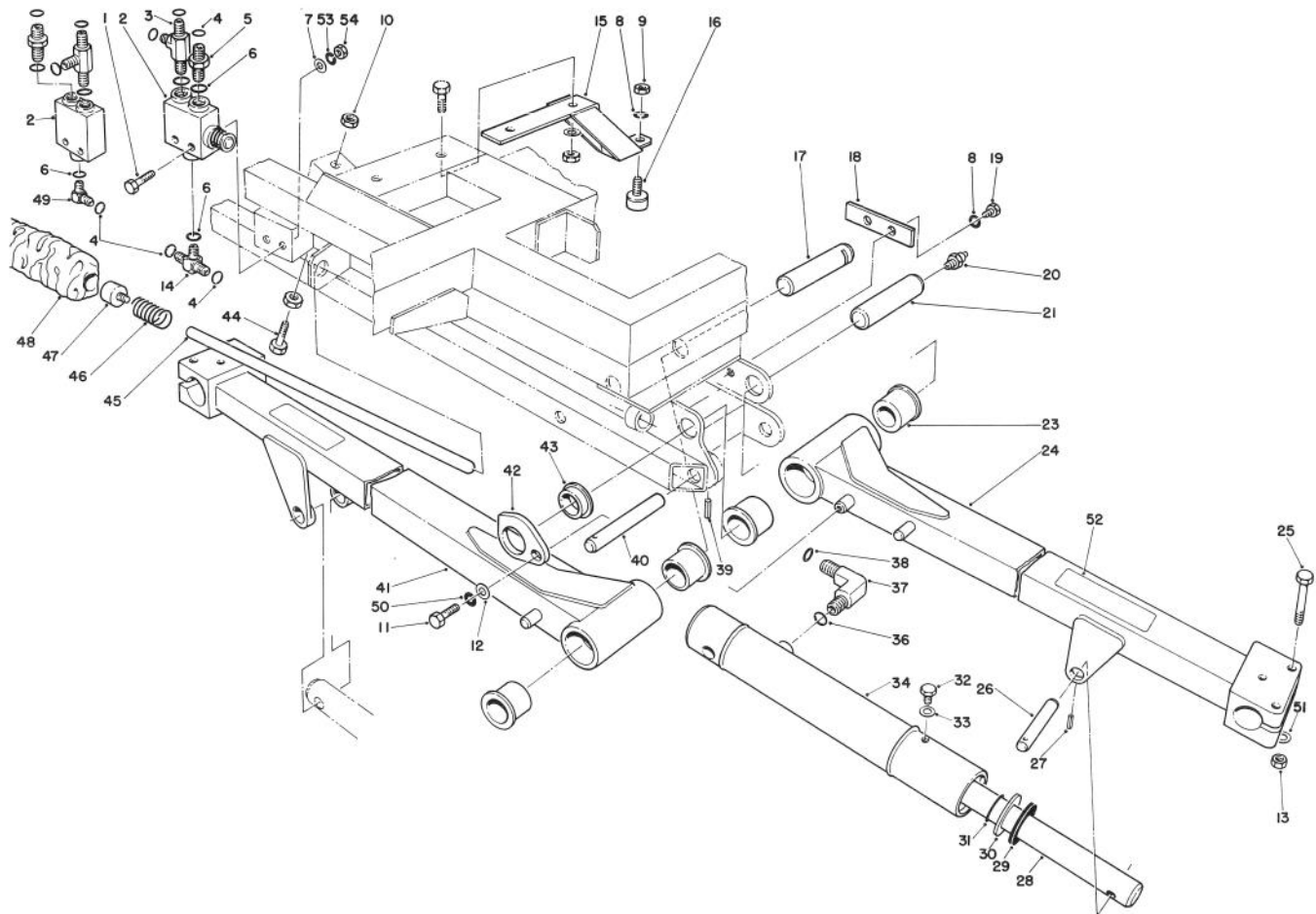
T-0136A

NO. 2 & 3 LIFT ARMS ASSEMBLY

Ref. No.	Part No.	Description	No. Used	Ref. No.	Part No.	Description	No. Used
1	82-9560	No. 3 Lift Arm	1	21	60-3610	Snap - Ring	2
2	68-6480	Bushing	4	22	60-3660	Screw - Bleed	2
3	325-17	Bolt	2	23	60-3650	Washer	2
4	48-9470	Bolt	2	25	237-42	O-Ring	2
5	3296-23	Nut - Lock	2	26	340-2	Adapter (Incl. Ref. #25 & 27)	2
6	52-6180	Washer	A/R	27	237-22	O-Ring	2
7	60-3250	Washer - Rubber	1	†28		Barrel - Cylinder	2
8	48-9520	Nut - Lock	2	29	48-9600	Washer	1
9	3256-3	Washer - Flat	6	30	48-9540	Nut	1
10	60-0440	A-Frame	1	31	84-6210	Cylinder - Complete (Incl. Ref. #18-23 & 28)	2
11	48-9490	Bolt	1	32	61-3610	Decal	2
12	82-9550	No. 2 Lift Arm	1	34	323-13	Bolt	6
14	60-1280	Pin - Roll	2	35	48-9580	Washer	2
15	58-4380	Pin - Pivot	2	37	3296-39	Nut - Lock	6
16	3256-26	Washer - Flat	2	*	62-6370	Seal Kit - Lift Cylinder (Incl. Ref. #19-21 & 23)	1
†18		Rod	2				
19	60-3630	Wiper	2				
20	60-3620	Seal	2				

*Not Illustrated

†Not Serviceable Separately



T-0137

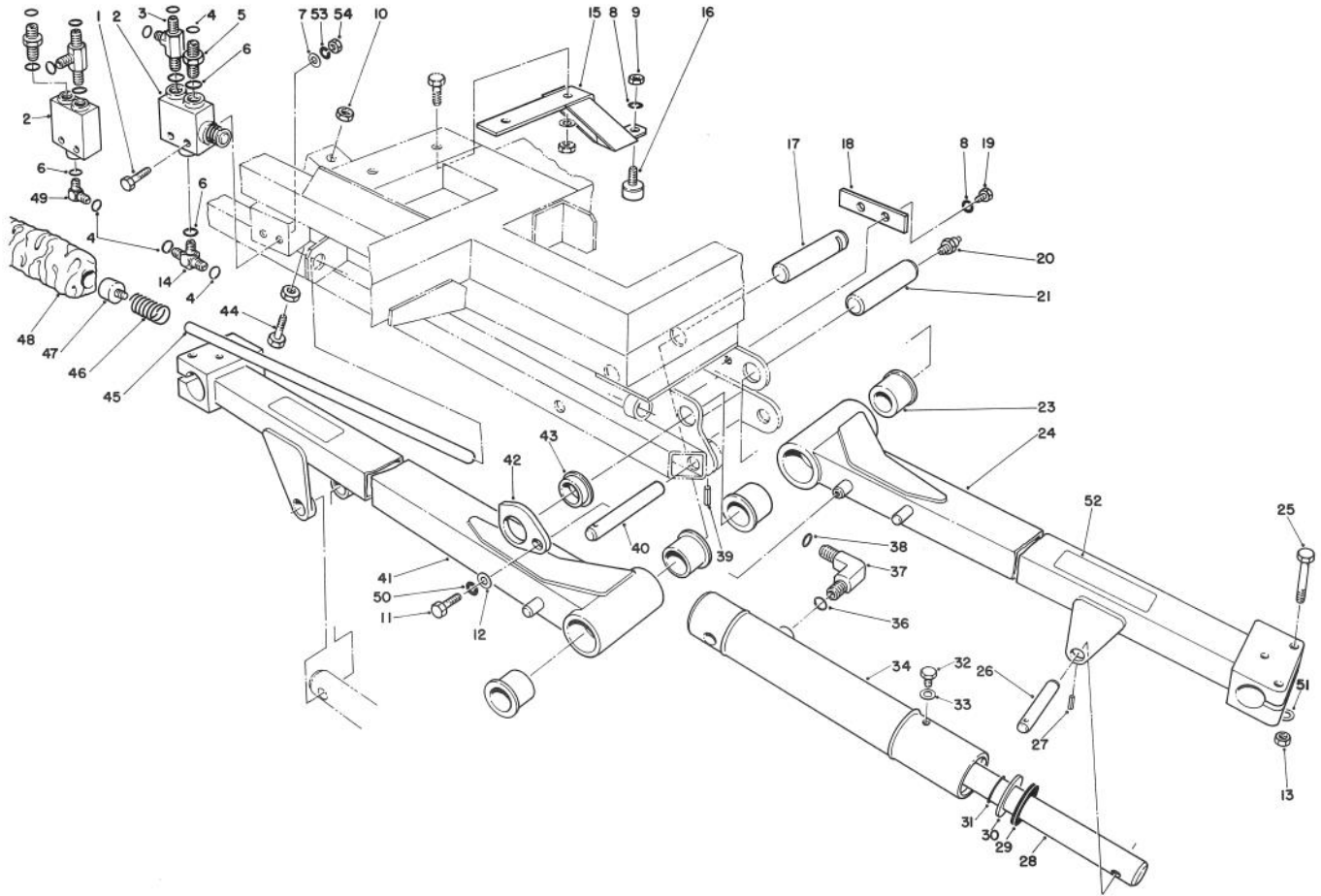
NO. 1, 4 & 5 LIFT ARMS ASSEMBLY

Ref. No.	Part No.	Description	No. Used
1	322-12	Bolt	4
2	58-5460	Valve - Shut-Off	2
3	340-22	Fitting - Tee (Incl. Ref. #4 & 6)	2
4	237-65	O-Ring	9
5	340-7	Fitting (Incl. Ref. #4 & 6)	2
6	237-80	O-Ring SAE	6
7	3256-23	Washer	4
8	48-9570	Washer - Lock	6
9	48-7930	Nut - Hex.	2
10	48-9530	Nut - Hex.	2
11	48-7780	Bolt	2
12	48-9580	Washer	2
13	3296-39	Nut - Lock	9
14	340-93	Fitting - Tee (Incl. Ref. #4 & 6)	1
15	60-1050	Bracket	2
16	48-3280	Bumper	2
17	60-0090	Pin - #1 Lift Arm Pivot	1
18	60-0190	Retainer - #1 & 4 Pivot Pin	1
*	60-1640	Retainer - #5 Pivot Pin	1
19	48-7700	Bolt	4
20	302-5	Fitting - Grease	3
21	60-0100	Pin - #4 & 5 Lift Arm Pivot	2

Ref. No.	Part No.	Description	No. Used
23	68-6480	Bushing	6
24	82-9570	Lift Arm No. 4	1
25	323-13	Bolt	9
26	58-4380	Pin - Pivot	3
27	60-1280	Pin - Roll	3
†28		Rod	3
29	60-3630	Wiper	3
30	60-3620	Seal	3
31	60-3610	Snap - Ring	3
32	60-3660	Screw - Bleed	3
33	60-3650	Washer	3
†34		Barrel - Cylinder	3
36	237-42	O-Ring SAE	3
37	340-77	Fitting (Incl. Ref. #36 & 38)	3
38	237-22	O-Ring	3
39	60-1270	Pin - Roll	3
40	58-2720	Pin - Pivot	3
41	82-9540	Lift Arm No. 1	1
42	58-9210	Cam	2
43	60-0080	Bushing - Flanged	2
44	53-5940	Bolt	1
45	60-1340	Rod - Push, R.H.	1
*	60-1350	Rod - Push, L.H.	1
46	58-3570	Spring - Compression	2

*Not Illustrated

†Not Serviceable Separately



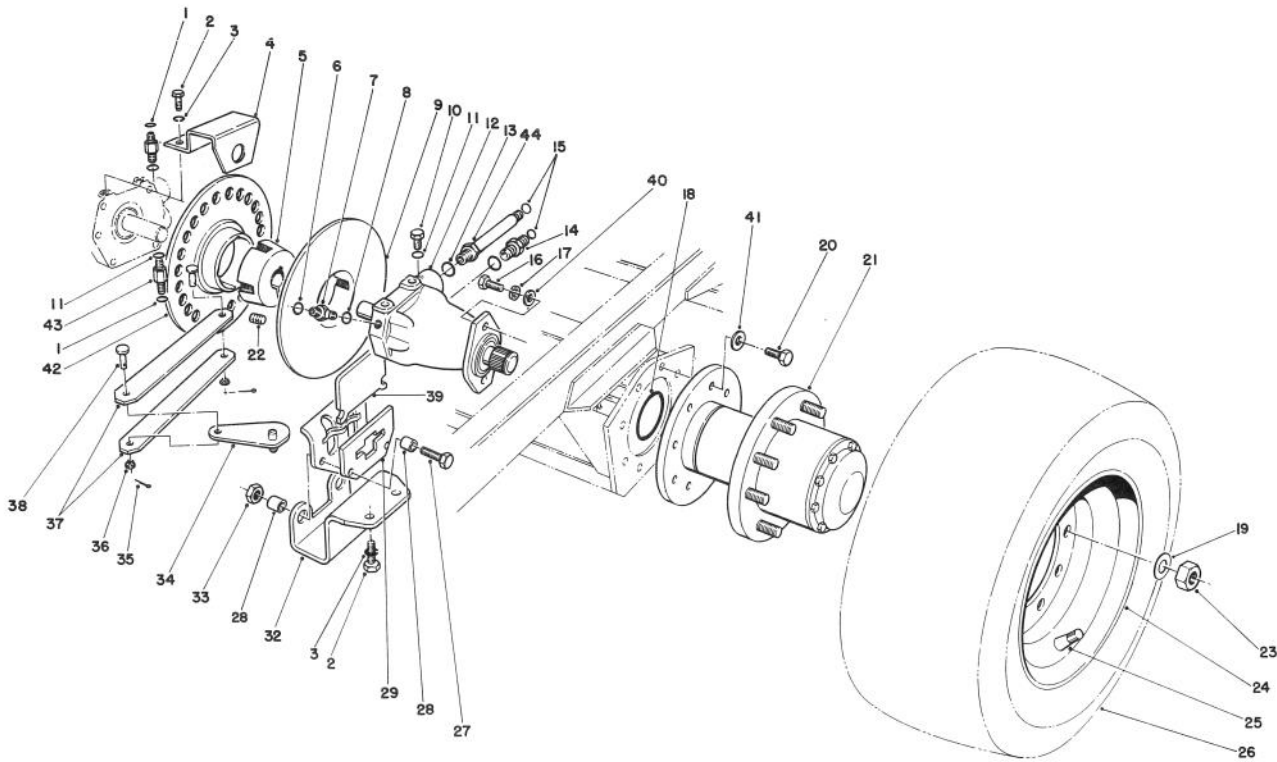
T-0137

NO. 1, 4 & 5 LIFT ARMS ASSEMBLY (Continued)

Ref. No.	Part No.	Description	No. Used
47	59-7140	Bumper	2
48	58-9630	Sleeve - Protector	2
49	340-17	Fitting (Incl. Ref. #4 & 6)	1
50	48-9590	Washer - Lock	2
51	3256-3	Washer - Flat	9
52	61-3610	Decal	3
53	3253-4	Washer - Lock	4

Ref. No.	Part No.	Description	No. Used
54	3217-6	Nut - Hex.	4
*	84-6210	Cylinder - Lift, Complete (Incl. Ref. #28-34)	3
*	82-9580	Lift Arm No. 5	1
*	62-6370	Seal Kit - Lift Cylinder (Incl. Ref. #29-31 & 33)	1

*Not Illustrated



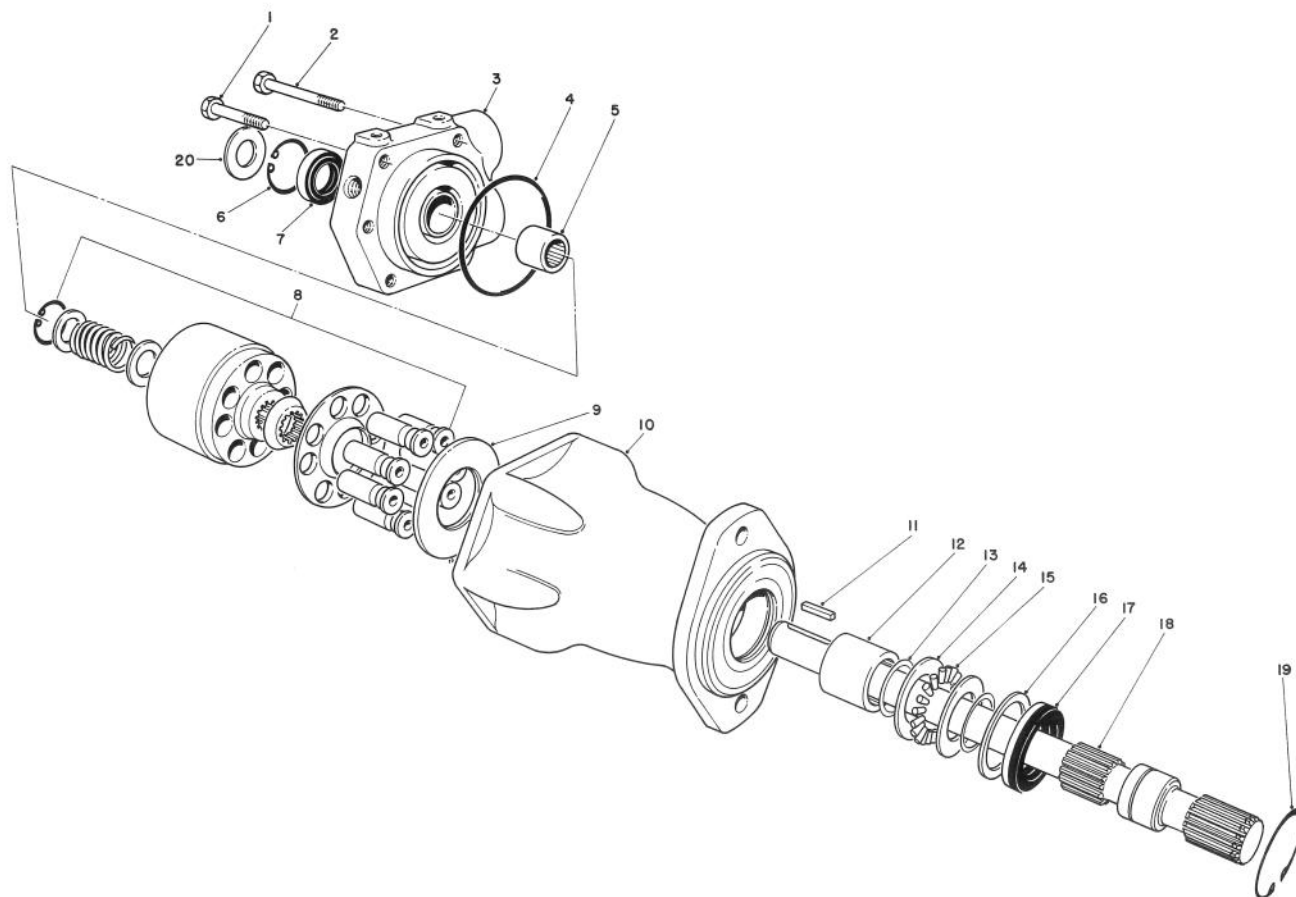
T-0138A

TRACTION DRIVE ASSEMBLY

Ref. No.	Part No.	Description	No. Used
1	237-21	O-Ring	2
2	322-3	Screw - Cap Hex. Hd.	6
3	3253-4	Washer - Lock	6
4	82-9330	Bracket - Sensor	1
5	23-1840	Bushing (Incl. Ref. #22)	2
6	237-22	O-Ring	2
7	340-2	Fitting (Incl. Ref. #6 & 8)	2
8	237-42	O-Ring	2
9	58-0070	Disc - Brake	1
10	353-948	Plug (Incl. Ref. #11)	2
11	237-118	O-Ring	4
12	58-5430	Motor - Wheel	2
13	237-81	O-Ring	4
14	340-9	Fitting (Incl. Ref. #13 & 15)	2
15	237-58	O-Ring	4
16	323-18	Bolt	4
17	3253-5	Washer - Lock	4
18	353-949	O-Ring	2
19	60-6990	Washer	18
20	327-3	Bolt	16
21	58-5530	Hub - Drive (Model 03701)	2
*	62-6400	Hub - Drive (Model 03700)	2

Ref. No.	Part No.	Description	No. Used
22	3247-10	Screw - Set	4
23	3219-5	Nut - Hex.	18
24	58-5610	Rim	2
25	58-5620	Tube - Inner	2
26	63-4480	Tire (Model 03700)	2
*	58-5600	Tire (Model 03701)	2
27	323-20	Bolt	4
28	58-3780	Spacer	8
29	29-1060	Bracket	2
32	58-0110	Bracket	2
33	3296-17	Nut - Lock	4
34	29-1070	Assembly - Lever	2
35	3272-6	Pin - Cotter	4
36	60-1740	Nut - Spring	4
37	58-2300	Link - Brake	4
38	283-67	Pin - Clevis	4
39	29-1080	Pad	4
40	3256-3	Washer - Flat	4
41	3256-27	Washer - Flat	16
42	82-9280	Disc - 22 Hole (Used on Model 03700)	1
*	82-9270	Disc - 27 Hole (Used on Model 03701)	1
43	340-90	Fitting (Incl. Ref. #1 & 11)	2
44	340-11	Fitting (Incl. Ref. #13 & 15)	2

*Not Illustrated



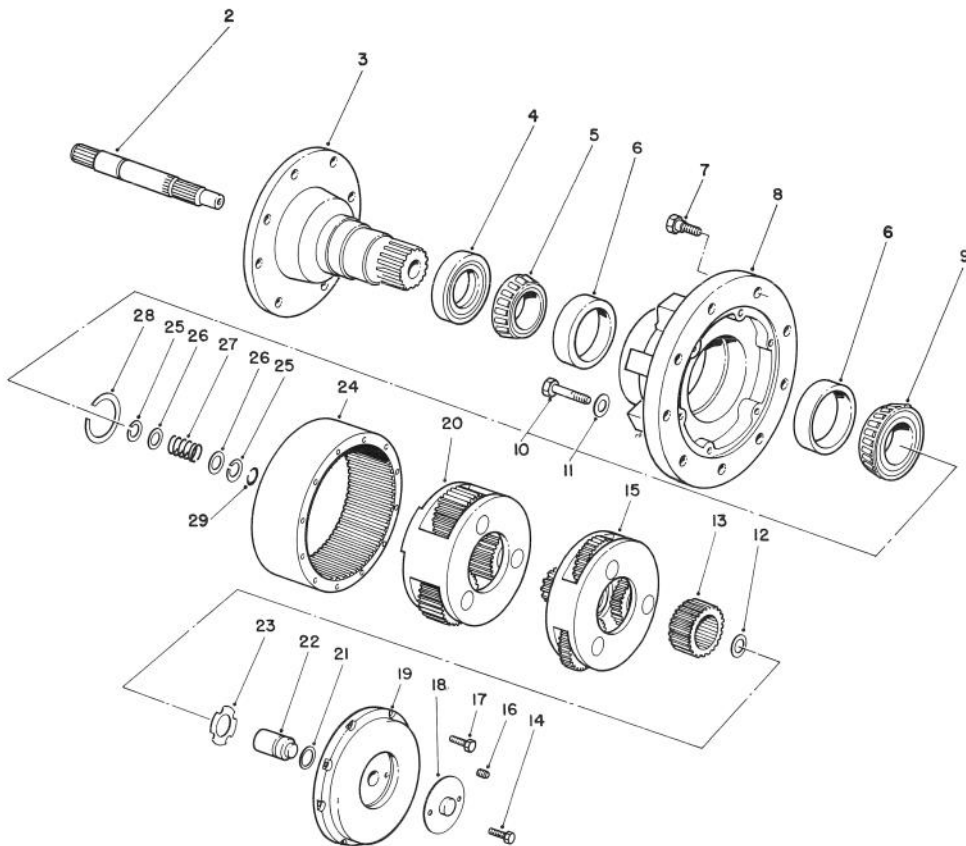
T-0139A

WHEEL MOTOR ASSEMBLY NO. 58-5430

Ref. No.	Part No.	Description	No. Used	Ref. No.	Part No.	Description	No. Used
1	59-8290	Screw - Cap Hex. Hd.	3	13	32151-29	Ring - Retaining	2
2	59-8280	Screw - Cap Hex. Hd.	3	14	252-71	Race - Thrust	1
3	59-8270	Assembly - Back Plate (Incl. Ref. #5)	1	15	252-66	Bearing - Thrust	1
4	59-8260	O-Ring	1	16	33-3720	Washer	1
5	60-3590	Bearing	1	17	59-8370	Seal - Shaft	1
†6		Ring - Retaining	1	18	59-8360	Shaft - Drive	1
†7		Seal - Shaft	1	19	32151-13	Ring - Retaining	1
8	59-8340	Assembly - Rotating	1	20	84-6440	Shield - Grass	1
9	59-8350	Assembly - Camplate	1	*	59-8390	Kit - Seal Repair (Incl. Ref. #4, 6, 7, 13, 17, 19 & 20)	1
10	59-8300	Assembly - Housing (Incl. Ref. #12)	1	*	66-5840	Kit - Seal Repair (Incl. Ref. #6, 7 & 20)	1
11	59-8380	Key	1				
12	60-3380	Bearing	1				

*Not Illustrated

†Not Serviceable Separately



T-0140

PLANETARY GEAR DRIVE ASSEMBLY
High Speed Ratio (15.88:1) No. 58-5530□
Standard Speed Ratio (19.62:1) No. 62-6400‡

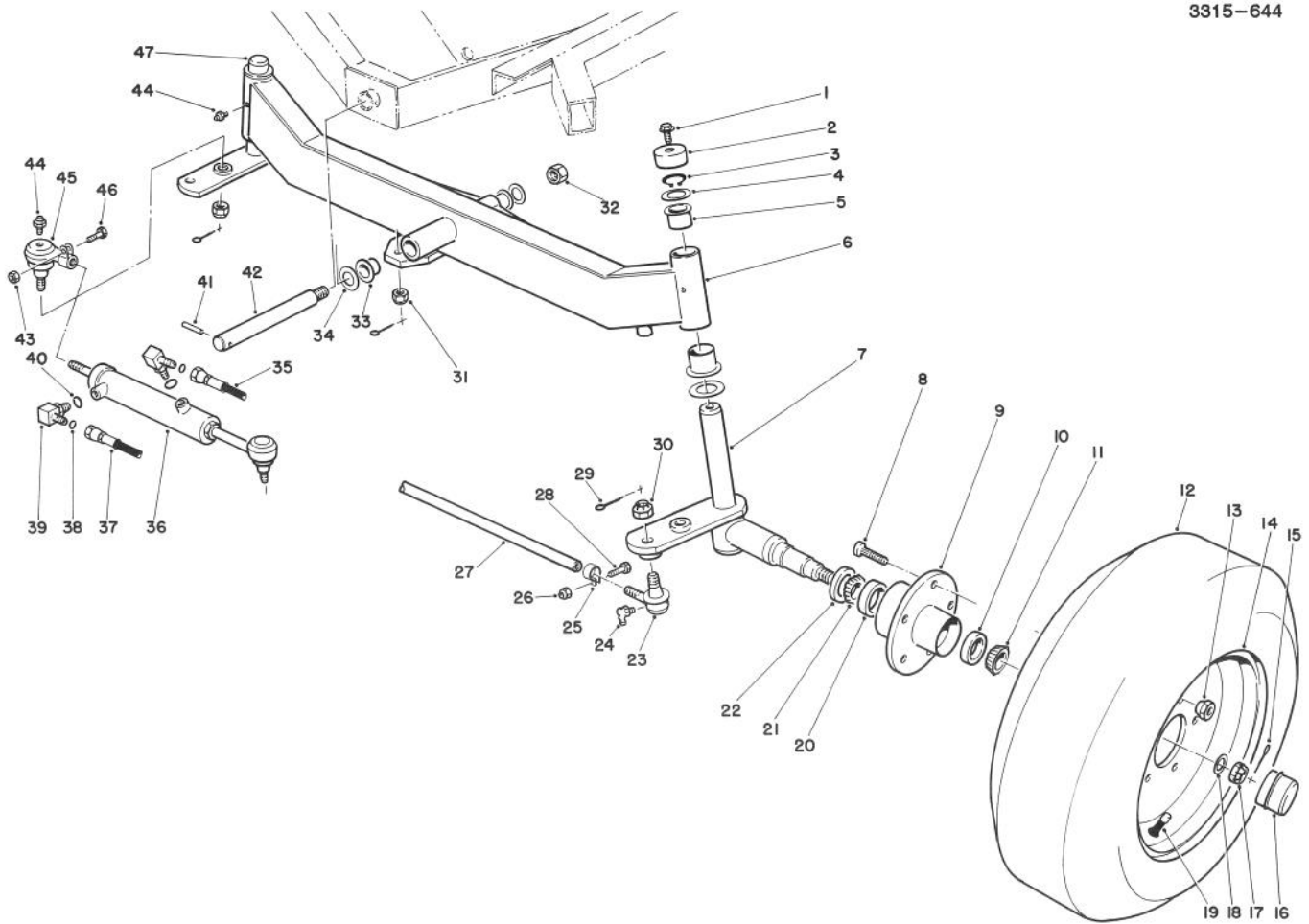
Ref. No.	Part No.	Description	No. Used
1	60-3800	Coupling	1
2	60-3810	Shaft - Input	1
3	60-3820	Spindle	1
4	60-3830	Seal - Oil	1
5	60-3840	Cone - Bearing	1
6	60-3850	Cup - Bearing	2
7	60-3860	Bolt - Wheel	9
8	60-3870	Hub	1
9	60-3880	Cone - Bearing	1
10	60-3890	Bolt - Hex. Hd.	6
11	60-3910	Washer - Flat	6
12	60-3980	Washer - Thrust	1
□13	60-3970	Gear - Primary Sun	1
‡13	62-6430	Gear - Primary Sun	1
14	60-4070	Bolt - Hex. Hd.	2
□15	60-3960	Assembly - Primary Carrier	1
‡15	62-6410	Assembly - Primary Carrier	1

Ref. No.	Part No.	Description	No. Used
16	60-4040	Plug - Pipe	1
17	60-4030	Bolt - Hex Hd.	8
18	60-4060	Cover - Disengage	1
19	60-4050	Cover - Large	1
□20	60-4000	Assy. - Secondary Carrier	1
‡20	62-6420	Assy. - Secondary Carrier	1
21	60-4020	O-Ring	1
22	60-4010	Plunger - Disengage	1
23	60-3990	Washer - Thrust	1
24	60-3900	Gear - Ring	1
25	82-8700	Ring - Retaining	2
26	60-3940	Washer	2
27	60-3950	Spring - Disengage	1
‡28	62-6450	Kit - Retaining Ring	1
29	60-3930	Ring - Retaining	1
*	62-6460	Tube - RW Sealant	1

*Not Illustrated

‡Includes 7 different thickness for service adjustment of bearings.

‡Used On Model 03700 □Used on Model 03701



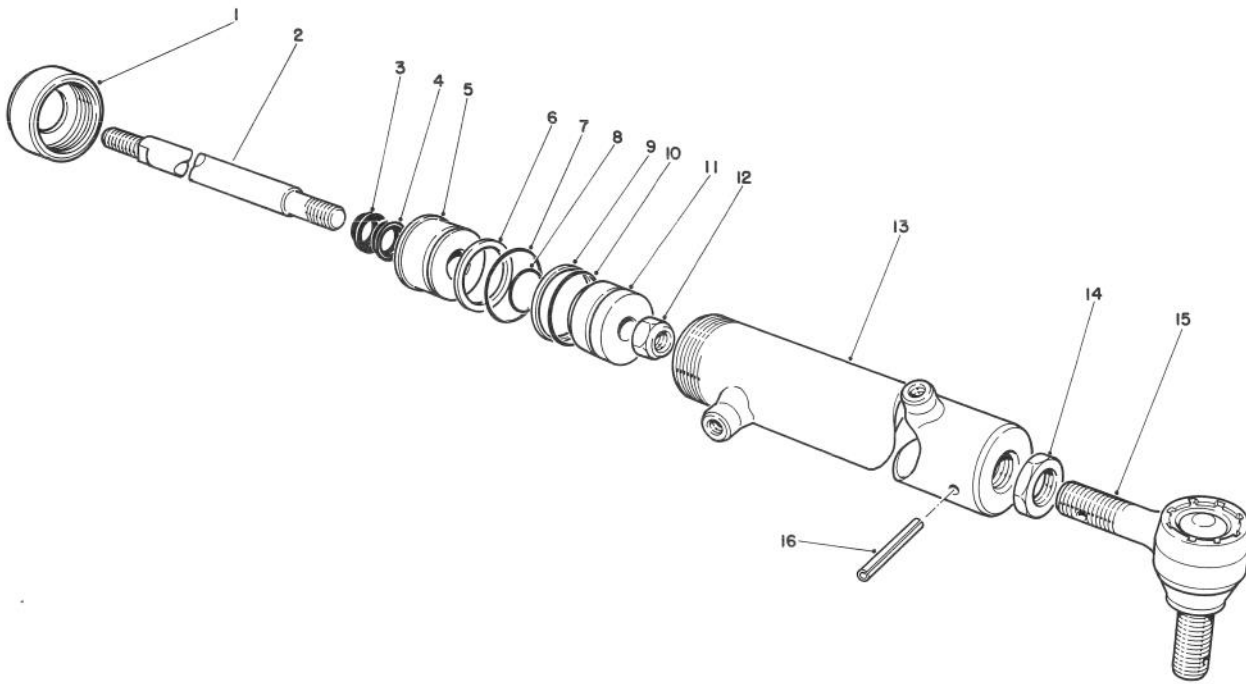
T-1211

STEERING AXLE

Ref. No.	Part No.	Description	No. Used	Ref. No.	Part No.	Description	No. Used
1	3234-12	Screw - Hex. Flange Hd.	2				
2	69-8890	Cap - Spindle	2				
3	32151-10	Ring - Retaining	2				
4	256-304	Washer - Thrust	4				
5	69-6470	Bushing - Flange	4				
6	82-9850	Axle - Rear	1				
7	69-7370	Spindle - Wheel, L.H.	1				
8	69-2990	Screw - Drive	10				
9	69-2960	Hub - Wheel, Rear (Incl. Ref. #8, 10 & 20)	2				
10	254-72	Cup - Bearing, Outer	2				
11	254-92	Cone - Bearing, Outer	2				
12	69-9880	Tire (Used on Model 03700)	2				
12	58-5570	Tire (Used on Model 03701)	2				
13	23-7270	Nut - Lug	10				
14	217-116	Rim (Used on Model 03700)	2				
14	58-5590	Rim (Used on Model 03701)	2				
15	3272-13	Pin - Cotter	2				
16	69-2970	Cap - Hub	2				
17	32136-5	Nut - Castle	2				
18	3256-28	Washer - Flat	2				
19	232-27	Stem - Valve	2				
20	254-107	Cup - Bearing, Inner	2				
21	254-106	Cone - Bearing, Inner	2				
22	69-2980	Seal - Inner	2				
23	2116-4	Joint - Ball, R.H.	1				
*	2116-3	Joint - Ball, L.H.	1				
24	302-33	Fitting - Grease	2				
				25	2412-7	Assembly - Clamp (Incl. Ref. # 26 & 28)	2
				†26		Nut - Lock	2
				27	82-9260	Assembly - Tie Rod (Incl. Ref. #23-26, 28 & 30)	1
				†28		Screw - Cap Hex. Hd.	2
				29	3272-12	Pin - Cotter	4
				30	32136-2	Nut - Castle	2
				31	32136-13	Nut - Castle	2
				32	3296-49	Nut - Lock	1
				33	48-6640	Bushing - Flange	2
				34	48-6660	Washer - Thrust	2
				35	82-9840	Hose - Hydraulic	1
				36	77-4800	Cylinder - Steering	1
				37	82-9841	Hose - Hydraulic	1
				38	237-22	O-Ring	2
				39	340-97	Fitting - Hydraulic (Incl. Ref. #38 & 40)	1
				40	237-78	O-Ring	2
				41	60-3670	Pin - Roll	1
				42	82-9210	Shaft - Pivot	1
				†43		Nut - Hex.	1
				44	302-5	Fitting - Grease	4
				45	69-9810	Joint - Ball (Incl. Ref. #31, 43-44 & 46)	1
				†46		Screw - Cap Hex. Hd.	1
				47	69-7360	Spindle - Wheel, R.H.	1

*Not Illustrated

†Not Serviceable Separately



T-1209

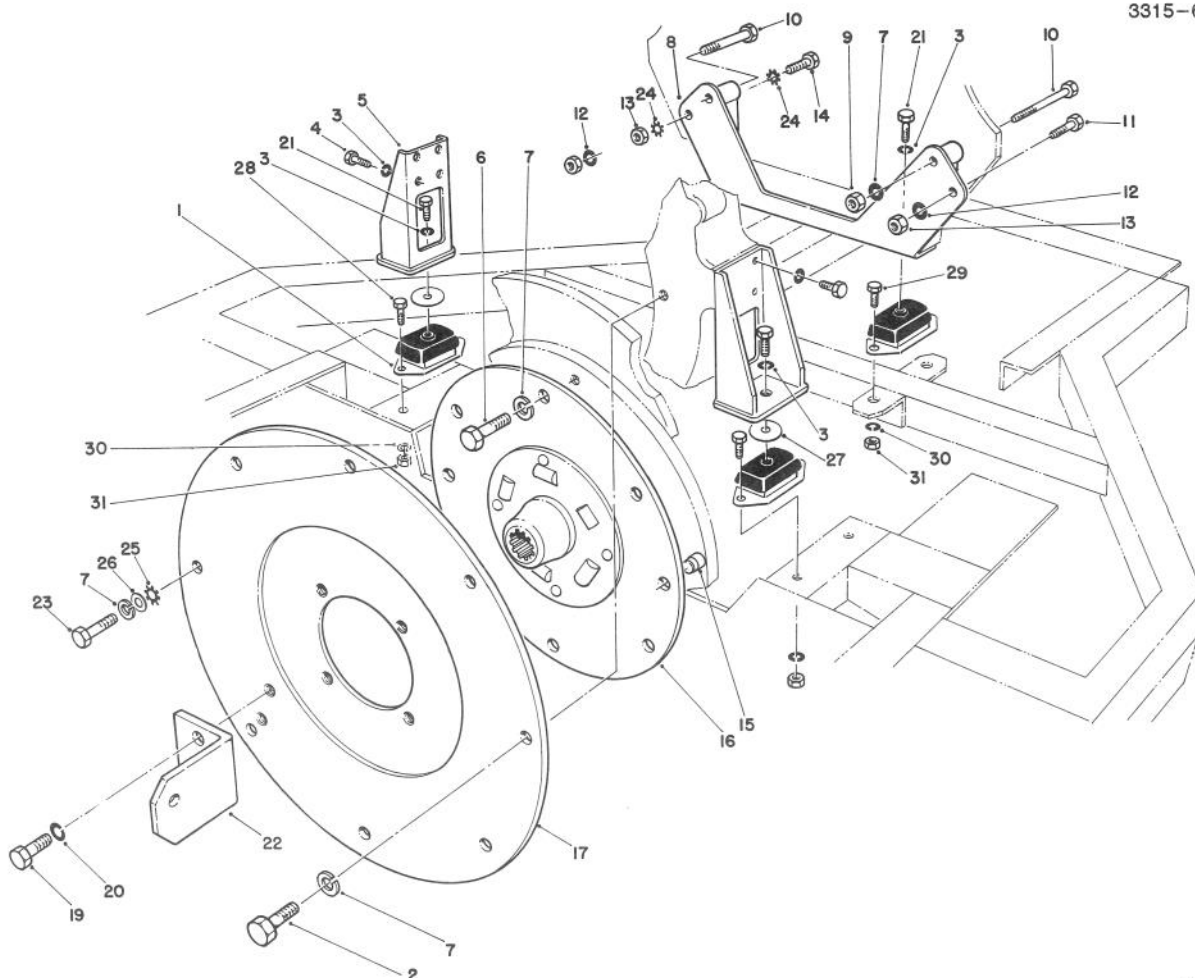
HYDRAULIC CYLINDER 77-4800

Ref. No.	Part No.	Description	No. Used
1	82-5780	Cap - Threaded	1
2	82-5770	Rod	1
†3		Wiper - Rod	1
†4		U-Cup	1
5	82-5790	Head - Cap	1
†6		Backup Washer	1
†7		O-Ring	1
†8		O-Ring	1
†9		Servon	1

Ref. No.	Part No.	Description	No. Used
†10		O-Ring	1
11	82-5760	Piston	1
12	82-5750	Nut - Lock	1
†13		Assembly - Barrel	1
14	82-5740	Nut - Jam	1
15	82-5730	Rod Tie, End	1
16	32121-44	Pin - Roll	1
*	82-5800	Kit - Repair, Seal (Incl. Ref. #3, 4, & 6-10)	1

*Not Illustrated

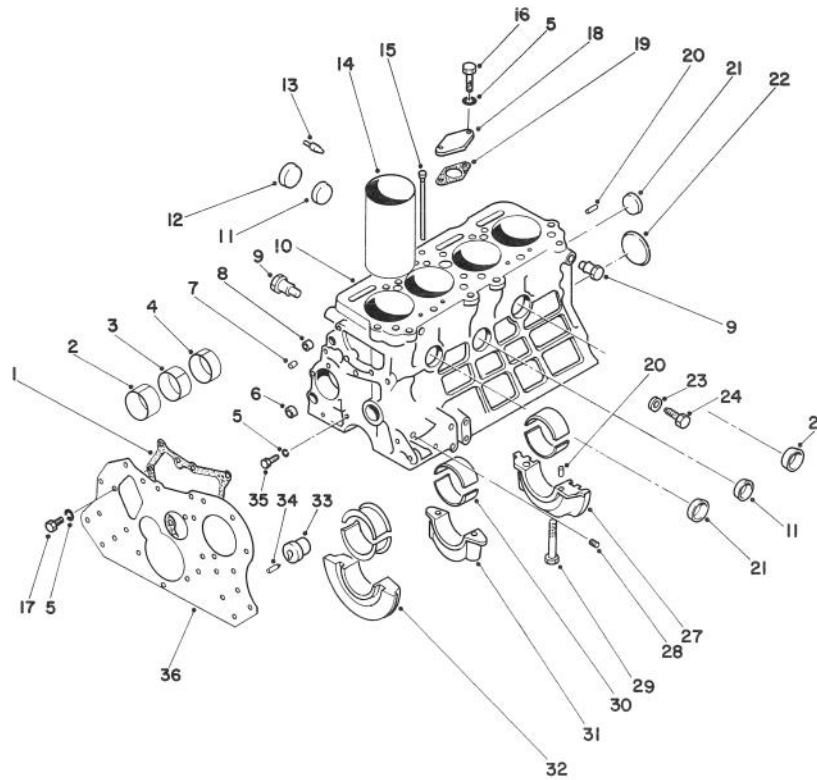
†Not Serviceable Separately



T-0142A

ENGINE INSTALLATION ASSEMBLY

Ref. No.	Part No.	Description	No. Used	Ref. No.	Part No.	Description	No. Used
1	48-3250	Mount - Rubber	4	16	48-6260	Coupling - Spring Center	1
2	48-9470	Bolt	7	17	69-9550	Plate - Pump Adapter	1
3	48-8070	Washer - Lock	12	19	3213-20	Bolt	2
4	48-7830	Bolt	8	20	3253-7	Washer - Lock	2
5	48-3380	Leg - Support	2	21	60-6870	Bolt	4
6	48-7780	Bolt	6	22	60-1010	Lug - Angle	1
7	48-9590	Washer - Lock	16	23	48-9480	Bolt	1
8	58-0660	Foot - Front	1	24	3255-8	Washer - Lock	2
9	48-7960	Nut - Hex.	2	25	3255-9	Washer - Lock	1
10	48-7570	Bolt	2	26	48-9580	Washer	1
11	48-9460	Bolt	1	27	58-5100	Washer	1
12	48-9570	Washer - Lock	2	28	323-7	Screw - Cap Hex. Hd.	4
13	48-7930	Nut - Hex.	3	29	323-6	Screw - Cap Hex. Hd.	4
14	60-4540	Bolt	1	30	3253-5	Washer - Lock	8
15	58-3590	Dowel	2	31	3217-7	Nut - Hex.	8



T-0143

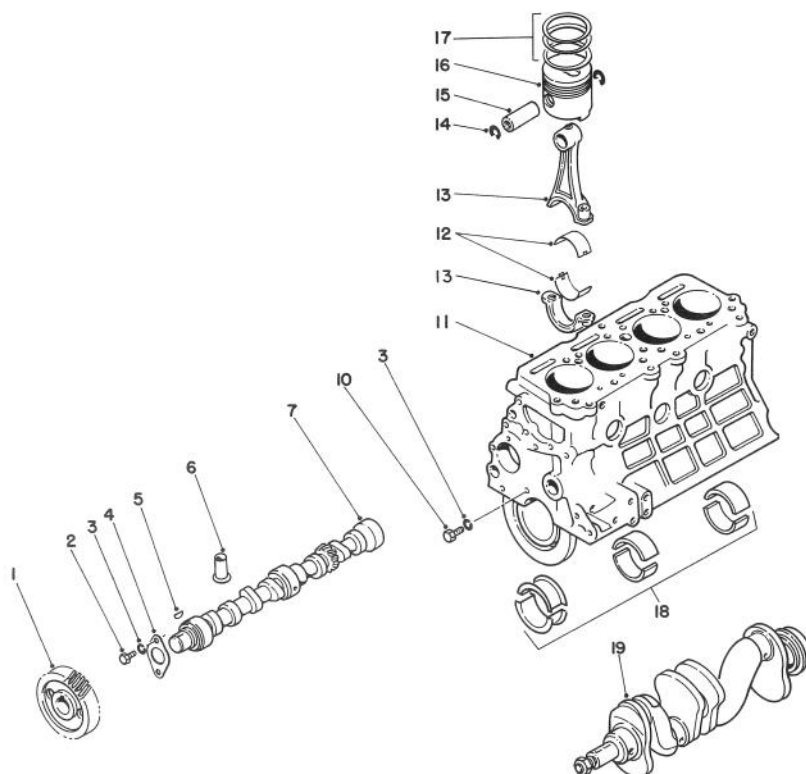
CRANKCASE ASSEMBLY

Ref. No.	Part No.	Description	No. Used
1	51-5730	Gasket	1
2	51-5500	Bushing - Camshaft No. 1	1
3	51-5510	Bushing - Camshaft No. 2	1
4	51-5520	Bushing - Camshaft No. 3	1
5	51-7250	Washer	5
6	51-5530	Cap - Sealing	2
7	51-5540	Pin - Dowel, Gear Case	2
8	51-5690	Cap	1
9	51-5580	Hanger	2
†10		Crankcase	1
11	51-5600	Cap - Sealing	3
12	51-5670	Cap - Sealing	2
13	51-8260	Switch - Indicator, Oil Pressure	1
14	51-5550	Sleeve - Cylinder Std.	4
	51-8090	Sleeve - Cylinder O.S.	4
15	51-5560	Pipe - Oil	1
16	60-7280	Bolt	2
17	60-7110	Bolt	2
18	51-6480	Cover	1
19	51-6490	Gasket	1

Ref. No.	Part No.	Description	No. Used
20	51-5610	Pin - Dowel	8
21	51-5590	Cap - Sealing	3
22	51-5660	Plug - Expansion	1
23	51-8270	Washer - Sealing	1
24	51-8280	Bolt	1
†27		Cap - Bearing No. 3	1
28	86-6240	Plug - Taper	3
29	86-6230	Bolt	6
30	51-5770	Bearing Set Std.	1
*	51-8100	Bearing Set 0.25mm U.S.	1
*	51-8110	Bearing Set 0.50mm U.S.	1
*	51-8120	Bearing Set 0.75mm U.S.	1
†31		Cap - Bearing No. 2	1
†32		Cap - Bearing No. 1	1
33	51-5640	Assembly - Idler Gear Shaft (Incl. Ref. #34)	1
34	51-5650	Pin - Spring	1
35	60-7310	Bolt	1
36	86-6250	Plate - Front	1
*	82-2950	Kit - Eng. Overhaul, Gasket	1
*	82-2960	Engine - Complete	1

*Not Illustrated

†Not Serviceable Separately

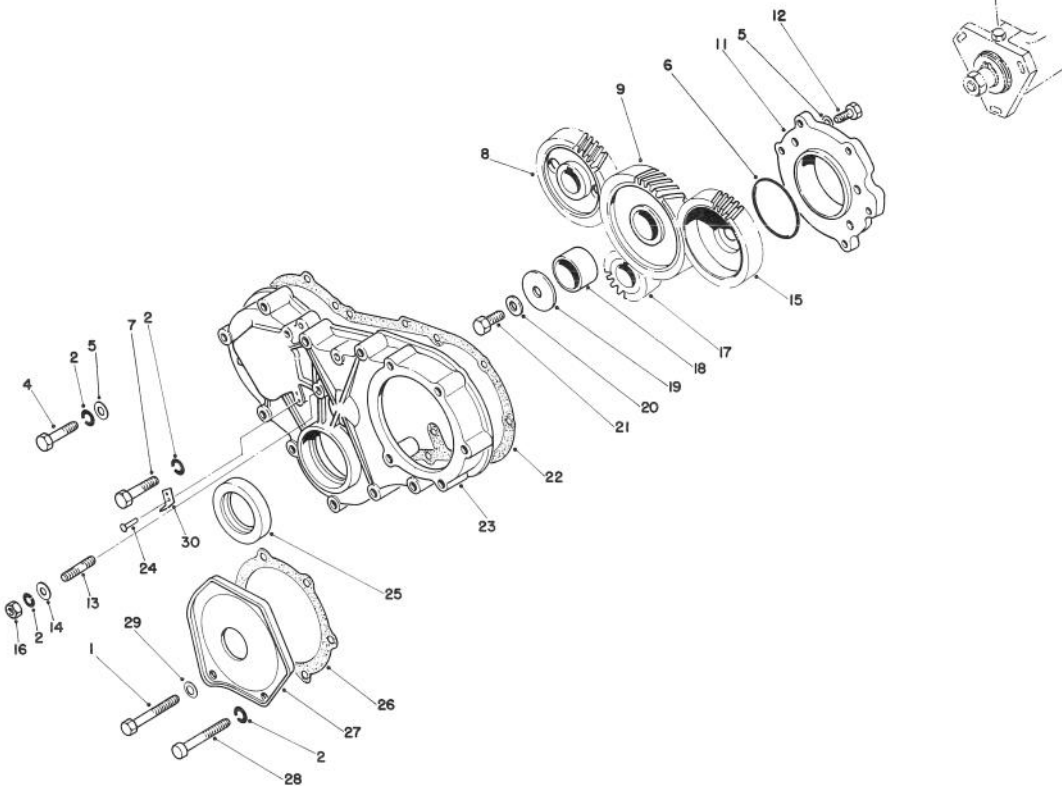


T-0144A

SHORT BLOCK ASSEMBLY NO. 82-2910 (For Engines Serial No. 159665 & UP)

Ref. No.	Part No.	Description	No. Used	Ref. No.	Part No.	Description	No. Used
1	51-6410	Gear - Camshaft	1	12	51-6240	Bearing - Connecting Rod	8
2	60-7110	Bolt	2	13	51-6200	Assembly - Connecting Rod	4
3	51-7250	Washer - Lock	3	14	51-6190	Ring - Snap	8
4	51-5470	Plate - Thrust	1	15	51-6180	Pin - Piston	4
5	51-5460	Key - Woodruff	1	16	72-0240	Piston	4
6	86-6220	Tappet	8	17	51-6160	Ring Set - Piston	4
7	51-5450	Camshaft	1	18	51-5770	Bearing Set - Main	1
10	60-7310	Bolt	1	19	86-6280	Assembly - Crankshaft	1
*11		Assembly - Crankcase	1				

*Not Serviceable Separately

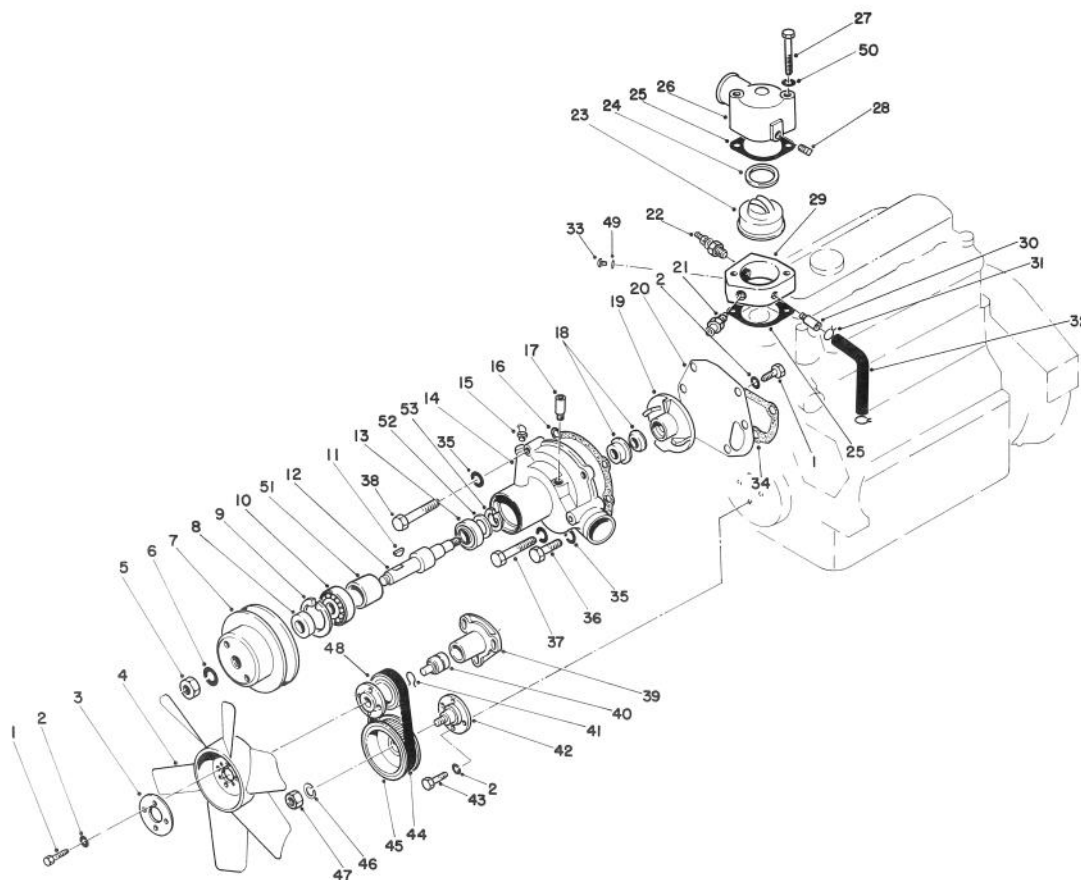


T-0146A

TIMING GEAR & CASE COMPONENTS

Ref. No.	Part No.	Description	No. Used
1	60-6780	Bolt	4
2	51-7250	Washer - Spring	17
4	60-7040	Bolt	1
5	51-5160	Washer	2
6	60-7060	O-Ring	1
7	60-7050	Bolt	8
8	51-6410	Gear - Camshaft	1
9	86-6290	Assembly - Idler, Gear (Incl. Ref. #18)	1
11	60-7200	Plate - Flange	1
12	51-8310	Bolt	1
13	60-7150	Stud	3
14	60-5060	Washer	3
15	86-6310	Gear - Injector Pump	1
16	60-7120	Nut	3

Ref. No.	Part No.	Description	No. Used
17	51-6450	Gear - Crankshaft	1
18	86-6300	Bushing	1
19	51-6400	Plate - Thrust	1
20	51-6390	Washer	1
21	60-7210	Bolt	1
22	51-5820	Gasket	1
23	86-6260	Case - Timing Gear	1
24	60-7160	Rivet	2
25	51-5870	Seal	1
26	51-5860	Gasket	1
27	51-5850	Cover	1
28	60-7180	Bolt	1
29	51-5840	Washer - Sealing	1
30	60-7170	Pointer	1

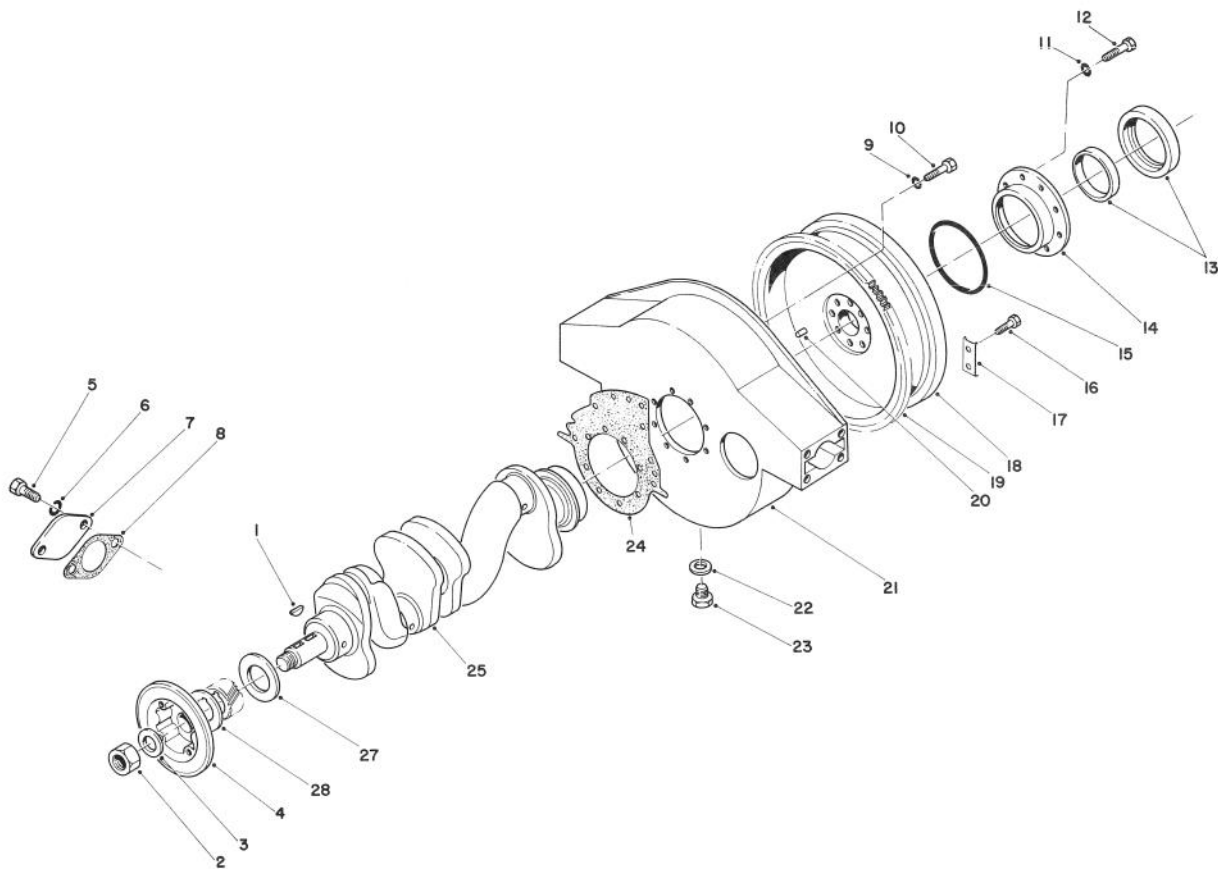


T-0148B

WATER PUMP & THERMOSTAT HOUSING ASSEMBLY

Ref. No.	Part No.	Description	No. Used
1	60-7110	Bolt	6
2	51-7250	Washer - Spring	10
3	51-7270	Plate - Washer	1
4	49-0130	Fan	1
5	51-6910	Nut - Jam	1
6	51-6920	Washer - Spring	1
7	51-7130	Pulley - Water Pump	1
8	51-6930	Spacer - Water Pump	2
9	51-6940	Ring - Retaining	1
10	51-6950	Bearing - Ball	1
11	51-6960	Key - Woodruff	1
12	86-6320	Shaft	1
13	51-6980	Bearing - Ball	1
14	51-8240	Assembly - Water Pump (Incl. Ref. #1, 2, 5-13, 15-20 & 34-38)	1
15	51-7020	Fitting - Grease	1
16	51-7010	Gasket	1
17	86-6330	Pipe	1
18	51-7030	Seal Unit	1
19	86-6340	Impeller	1
20	51-7050	Cover	1
21	60-5590	Switch - Temp.	1
22	82-3110	Sender - Temp.	1
23	51-7230	Thermostat	1
24	51-7220	Gasket	1
25	51-7210	Gasket	2
26	51-7160	Assembly - Elbow	

Ref. No.	Part No.	Description	No. Used
		(Incl. Ref. #28)	1
27	68-6030	Bolt	2
28	281-7	Plug	1
29	58-2110	Housing - Thermostat	1
30	51-7170	Pipe	1
31	51-7200	Clamp - Hose	2
32	51-7190	Hose - By-Pass	1
33	62-6320	Screw - Brass	1
34	51-7080	Gasket	1
35	51-6390	Washer - Spring	4
36	51-4910	Bolt	2
37	51-4920	Bolt	1
38	51-4930	Bolt	1
39	60-5280	Housing - Support	1
40	60-5290	Assembly - Bearing & Shaft	1
41	60-5310	Wire	1
42	60-5320	Shaft - Drive	1
43	60-7370	Bolt	4
44	62-6390	Belt	1
45	60-5200	Pulley - Drive	1
46	60-5230	Washer - Spring	1
47	60-5220	Nut	1
48	60-5300	Pulley - Driver	1
49	3255-5	Washer - Lock	1
50	3253-4	Washer - Lock	2
51	86-6370	Spacer	1
52	86-6360	Washer	1
53	86-6350	Ring - Retaining	1

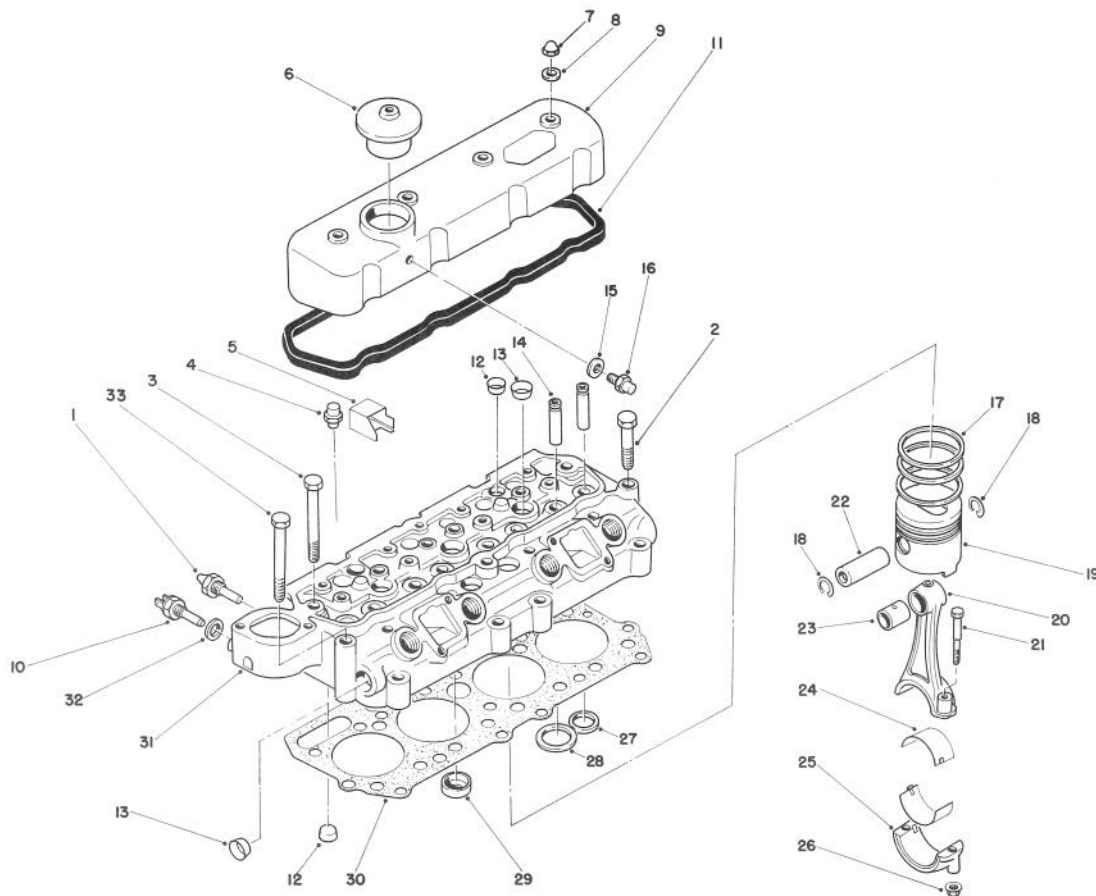


T-0150A

CRANKSHAFT & FLYWHEEL HOUSING COMPONENTS

Ref. No.	Part No.	Description	No. Used
1	51-5460	Key - Woodruff	2
2	60-5220	Nut	1
3	51-6270	Washer	1
4	51-6310	Pulley - Crankshaft	1
5	60-7110	Bolt	2
6	51-7250	Washer - Spring	2
7	51-6010	Cover	1
8	51-6020	Gasket	1
9	51-6390	Washer - Spring	7
10	60-7480	Bolt	7
11	51-7400	Washer - Spring	8
12	60-7490	Bolt	8
13	60-7430	Assembly - Oil Seal	1
14	51-5900	Case - Seal, Oil	1
15	51-5910	O-Ring	1

Ref. No.	Part No.	Description	No. Used
16	51-6370	Bolt - Seal	4
17	51-6360	Washer - Lock	2
18	51-6340	Assembly - Flywheel (Incl. Ref. #19)	1
19	51-6350	Gear - Ring	1
20	51-6300	Pin - Dowel	2
21	51-5940	Housing - Flywheel	1
22	51-6100	Gasket - Housing, Flywheel	1
23	51-6030	Plug	1
24	86-6270	Gasket	1
25	86-6280	Assembly - Crankshaft (Incl. Ref. #1-3, & 20)	1
27	51-6330	Plate - Thrust	1
28	51-6320	Plate - Baffle	1



T-0151A

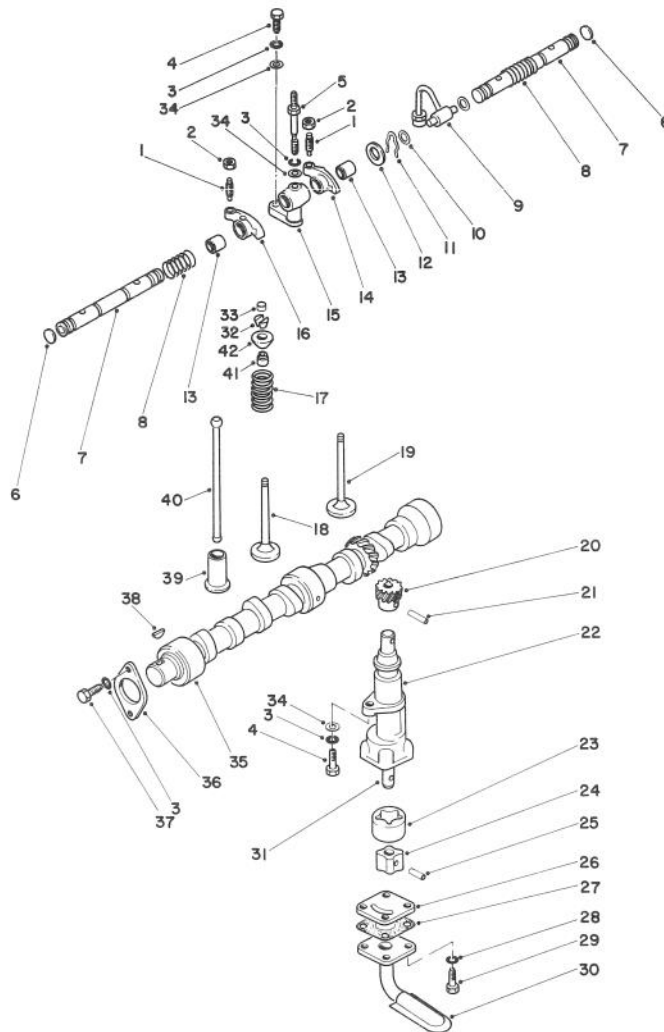
CYLINDER HEAD & PISTON COMPONENTS

Ref. No.	Part No.	Description	No. Used	Ref. No.	Part No.	Description	No. Used
1	86-6520	Switch - Temp. Warning	1	20	51-6200	Assembly - Connecting Rod (Incl. Ref. #21, 23, 25 & 26)	4
2	51-5030	Bolt - Cylinder Head	5	21	51-6220	Bolt	8
3	51-5040	Bolt - Cylinder Head	10	22	51-6180	Pin - Piston	4
4	51-5050	Connector - Fitting	1	23	51-6210	Bushing	4
5	51-5410	Cover	1	24	51-6240	Bearing - Connecting Rod (Std.)	8
6	51-5350	Cap - Oil Fill	1	*	51-8190	Bearing - Connecting Rod U.S. 0.25mm	8
7	51-5360	Nut - Cap	4	*	51-8200	Bearing - Connecting Rod U.S. 0.50mm	8
8	51-5370	Gasket	4	*	51-8210	Bearing - Connecting Rod U.S. 0.75mm	8
9	51-5380	Assembly - Rocker Cover (Incl. Ref. #5,15-16)	1	†25		Cap - Connecting Rod	4
10	59-7950	Switch - Cold Start	1	26	51-6230	Nut	8
11	51-5420	Gasket - Rocker Cover	1	27	51-4970	Insert - Valve Seat, Exhaust	4
12	51-5530	Cap - Sealing	6	28	51-4980	Insert - Valve Seat, Inlet	4
13	51-4940	Cap - Sealing	10	29	72-0230	Jet - Combustion Std.	4
14	86-6200	Guide - Valve	8	30	86-6190	Gasket - Cylinder Head	1
15	51-5390	Washer - Sealing	1	31	72-0220	Assembly - Cylinder Head (Incl. Ref. #12-14 & 27-29)	1
16	51-5400	Connector	1	32	51-6890	Gasket	1
17	51-6160	Piston Ring Set Std.	1	33	63-4740	Bolt - Cylinder Head	2
*	51-8130	Piston Ring Set 0.5. 0.25mm	1				
*	51-8140	Piston Ring Set 0.5. 0.50mm	1				
*	51-8150	Piston Ring Set 0.5. 0.75mm	1				
18	51-6190	Ring - Snap	8				
19	72-0240	Piston Std.	4				
*	82-2920	Piston .05 0.25mm	1				

*Not Illustrated

†Not Serviceable Separately

Note: Dimensions listed in millimeters to convert to inches; divide mm by 25.4.



T-0152

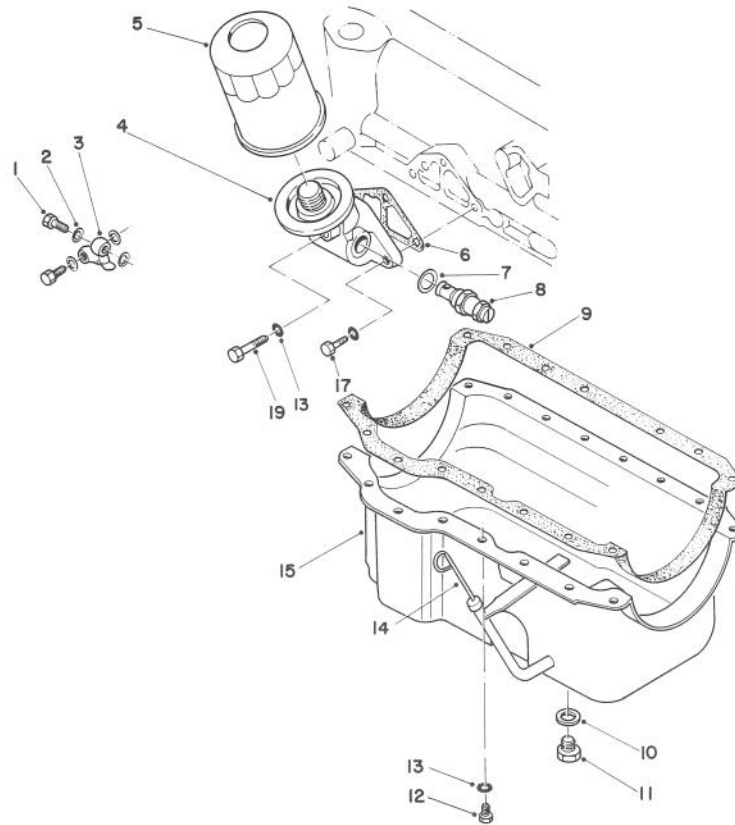
VALVE, CAMSHAFT & PUMP COMPONENTS

Ref. No.	Part No.	Description	No. Used
1	51-5130	Screw - Adjusting	8
2	51-5210	Nut - Jam	8
3	51-7250	Washer - Spring	11
4	60-7370	Bolt	5
5	51-5190	Bolt	4
6	51-5090	Plug - Expansion	2
7	51-5080	Assembly - Rocker Shaft (Incl. Ref. #6)	2
8	51-5100	Spring - Rocker Shaft	2
9	51-5250	Pipe - Oil	1
10	51-5240	Seal - O-Ring	2
11	51-5260	Ring - Snap	4
12	51-5270	Washer	4
13	51-5120	Bushing - Rocker	8
14	51-5200	Assembly - Rocker (Incl. Ref. #1, 2 & 13)	4
15	51-5150	Bracket - Rocker Shaft	4
16	51-5110	Assembly - Rocker (Incl. Ref. #1, 2 & 13)	4
17	51-5320	Spring - Valve	8
18	51-5340	Valve - Inlet	4
19	51-5330	Valve - Exhaust	4
20	51-6680	Gear - Pump Drive	1
21	51-6690	Pin	1

Ref. No.	Part No.	Description	No. Used
22	51-6670	Assembly - Oil Pump (Incl. Ref. #20, 21, 23-26, 28-29 & 31)	1
†23		Rotor - Outer	1
†24		Rotor - Inner	1
†25		Pin	1
26	51-6720	Cover - Oil Pump Case	1
27	51-6760	Gasket	1
28	51-7400	Washer - Spring	4
29	60-7290	Bolt	4
30	51-6750	Strainer - Oil	1
†31		Shaft - Pump Main	1
32	51-5290	Keeper - Valve	16
33	51-5280	Cap	8
34	51-5160	Washer - Flat	9
35	51-5450	Camshaft	1
36	51-5470	Plate - Thrust	1
37	60-7110	Bolt	2
38	51-5460	Key - Woodruff	1
39	86-6220	Tappet	8
40	51-5430	Pushrod	8
41	51-5310	Seal - Valve Stem	8
42	86-6210	Retainer - Upper	8
*	51-6700	Assembly - Oil Pump Rotor (Incl. Ref. #23-25 & 31)	1

*Not Illustrated

†Not Serviceable Separately

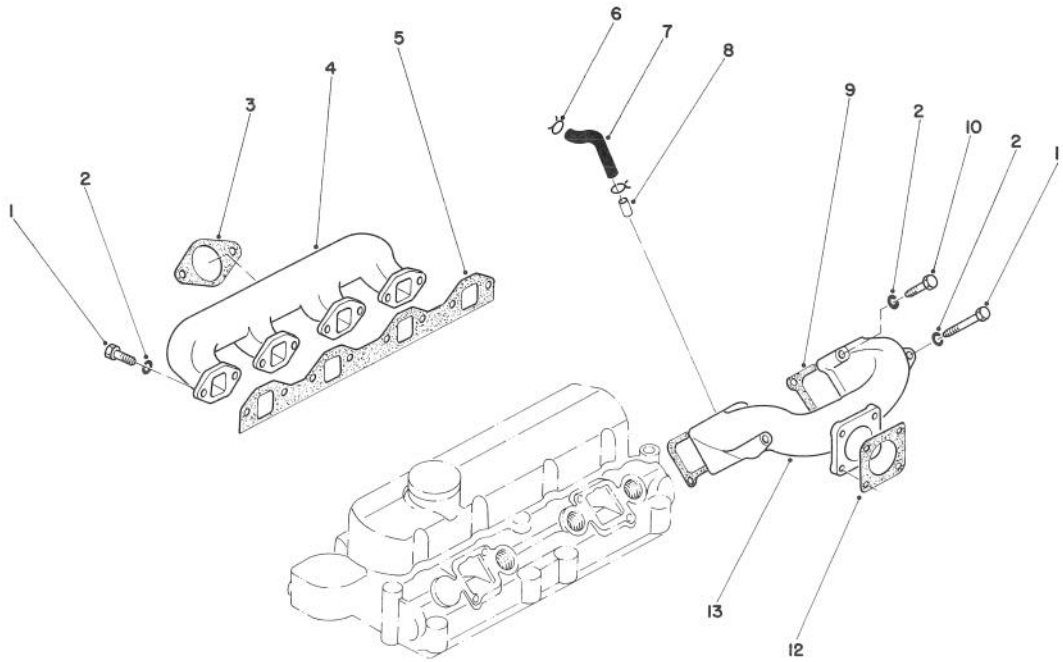


T-0153

OIL PAN & OIL FILTER

Ref. No.	Part No.	Description	No. Used
1	51-6880	Bolt - Joint	2
2	51-6890	Gasket	4
3	51-6900	Pipe - Oil	1
4	51-6800	Assembly - Oil Filter (Incl. Ref. #5 & 7-8)	1
5	49-2500	Element - Filter	1
6	51-6870	Gasket	1
7	51-6820	Washer - Gasket	1
8	51-6830	Assembly - Relief Valve	1
9	68-6410	Gasket	1

Ref. No.	Part No.	Description	No. Used
10	68-6430	Gasket	1
11	68-6420	Plug	1
12	60-7110	Bolt	16
13	51-7250	Washer - Spring	19
14	68-6440	Dipstick	1
15	68-6400	Assembly - Oil Pan (Incl. Ref. #10 & 11)	1
17	60-7370	Bolt	2
19	60-7360	Bolt	1

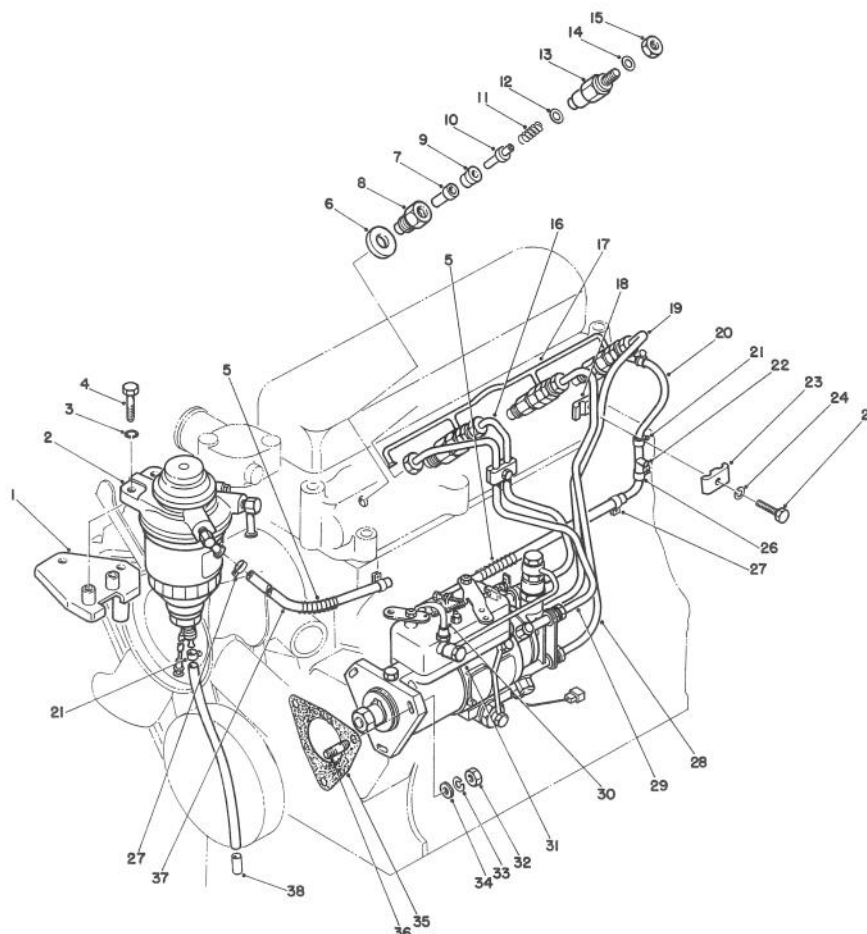


T-0154

INTAKE & EXHAUST MANIFOLD

Ref. No.	Part No.	Description	No. Used
1	60-7280	Bolt	8
2	51-7250	Washer - Spring	12
3	51-6630	Gasket - Exhaust Pipe	1
4	51-6620	Manifold - Exhaust	1
5	51-6660	Gasket - Exhaust Manifold	1
6	51-6600	Clamp	2
7	51-7190	Hose - Rubber	1

Ref. No.	Part No.	Description	No. Used
8	51-7170	Pipe	1
9	51-6500	Gasket - Intake Manifold	2
10	60-7040	Bolt	2
11	60-7300	Bolt	2
12	51-6550	Gasket - Intake Pipe	1
13	51-6540	Manifold - Inlet	1



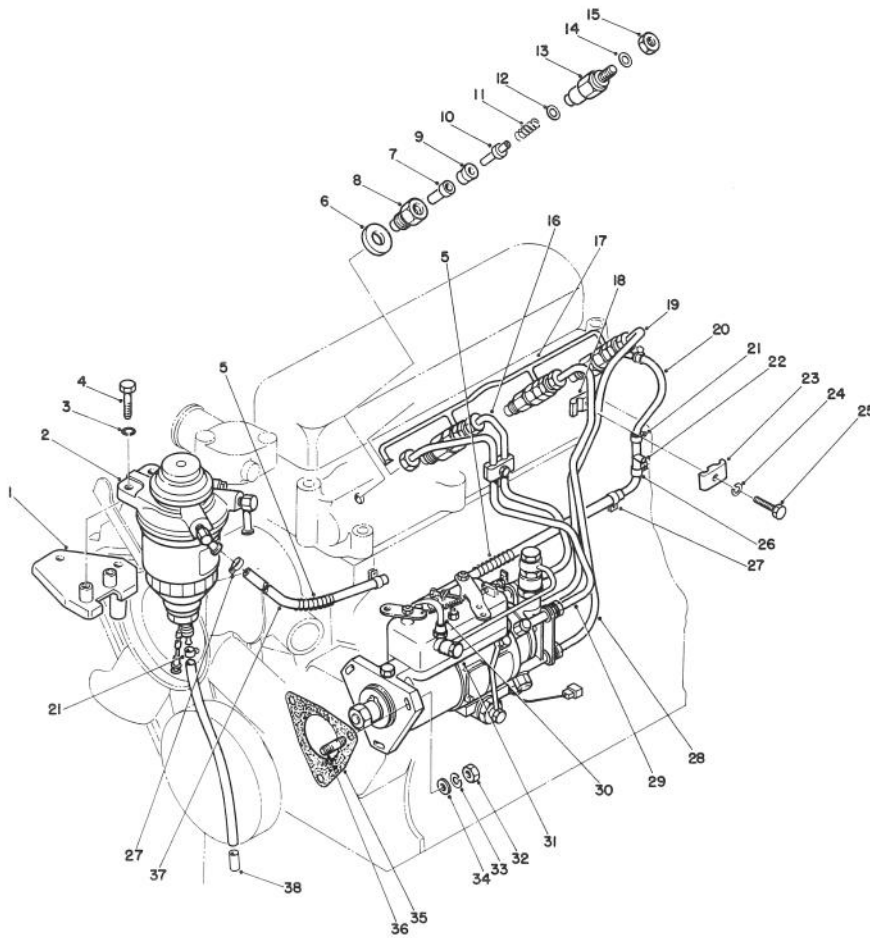
T-0155

INJECTION PUMP & NOZZLE COMPONENTS

Ref. No.	Part No.	Description	No. Used
1	60-5000	Bracket	1
2	60-5010	Assembly - Fuel Filter	1
3	51-7250	Washer	2
4	60-7050	Bolt	2
5	60-5030	Wrap - Spiral	2
6	72-0140	Gasket	4
7	72-0160	Assembly - Nozzle Tip	4
8	72-0270	Nut - Retaining	4
9	72-0280	Spacer	4
10	72-0290	Pin - Pressure	4
11	72-0300	Spring - Pressure	4
12	51-7490	Shim - 1.0mm	A/R
*	51-8390	Shim - 1.05mm	A/R
*	51-8400	Shim - 1.10mm	A/R
*	51-8410	Shim - 1.15mm	A/R
*	51-8420	Shim - 1.20mm	A/R
*	51-8430	Shim - 1.25mm	A/R
*	51-8440	Shim - 1.30mm	A/R
*	51-8450	Shim - 1.35mm	A/R
*	51-8460	Shim - 1.40mm	A/R
*	51-8470	Shim - 1.45mm	A/R
*	51-8480	Shim - 1.50mm	A/R
*	51-8490	Shim - 1.55mm	A/R
*	51-8500	Shim - 1.60mm	A/R
*	51-8510	Shim - 1.65mm	A/R
*	51-8520	Shim - 1.70mm	A/R

Ref. No.	Part No.	Description	No. Used
*12	51-8530	Shim - 1.75mm	A/R
*	51-8540	Shim - 1.80mm	A/R
*	51-8550	Shim - 1.85mm	A/R
*	51-8560	Shim - 1.90mm	A/R
*	51-8570	Shim - 1.95mm	A/R
13	72-0320	Nozzle - Body	4
14	72-0330	Packing	4
15	72-0310	Nut	4
*	72-0150	Assy. - Nozzle, Complete (Incl. Ref. #7-15)	4
16	72-0180	Pipe - Injector No. 2	1
17	72-0210	Pipe - Fuel Leak-Off	1
18	60-5090	Clamp - Lower	2
19	72-0200	Pipe - Injector No. 4	1
20	60-5150	Hose - Rubber	1
21	60-5160	Clip	3
22	60-5170	Connector	1
23	60-5210	Clamp - Upper	2
24	51-7400	Washer - Spring	2
25	60-7290	Bolt	2
26	60-5180	Clip	1
27	60-5020	Clip	4
28	72-0190	Pipe - Injector No.3	1
29	72-0170	Pipe - Injector No. 1	1
30	60-5070	Pipe - Fuel	1

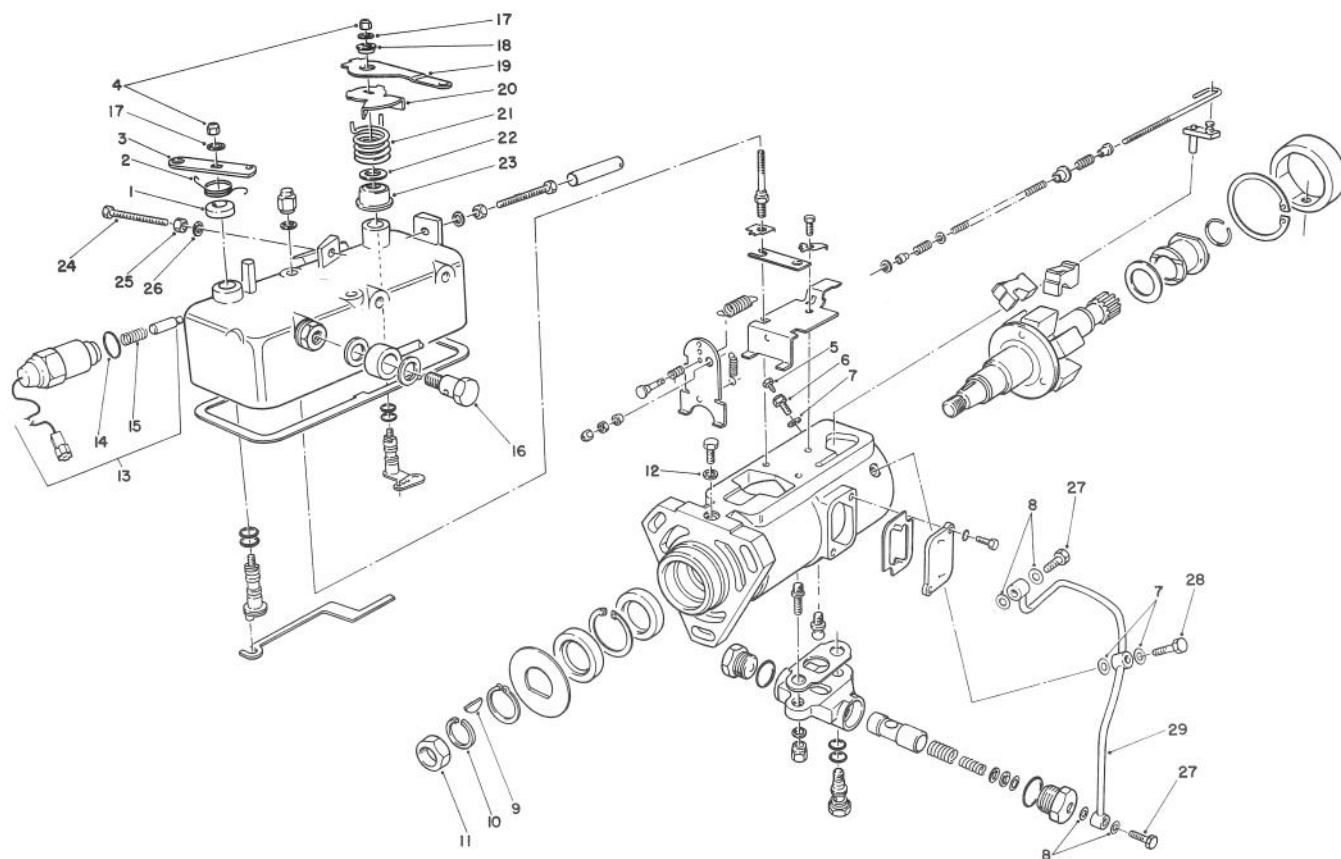
*Not Illustrated



T-0155

INJECTION PUMP & NOZZLE COMPONENTS (Continued)

Ref. No.	Part No.	Description	No. Used	Ref. No.	Part No.	Description	No. Used
31	60-5100	Assembly - Injection Pump (Complete)	1	35	60-5050	Gasket	1
32	60-7120	Nut	3	36	86-6390	Stud	3
33	51-7250	Washer - Spring	3	37	60-5040	Hose - Fuel Feed	1
34	86-6380	Washer	3	38	60-2780	Tube - Drain	1

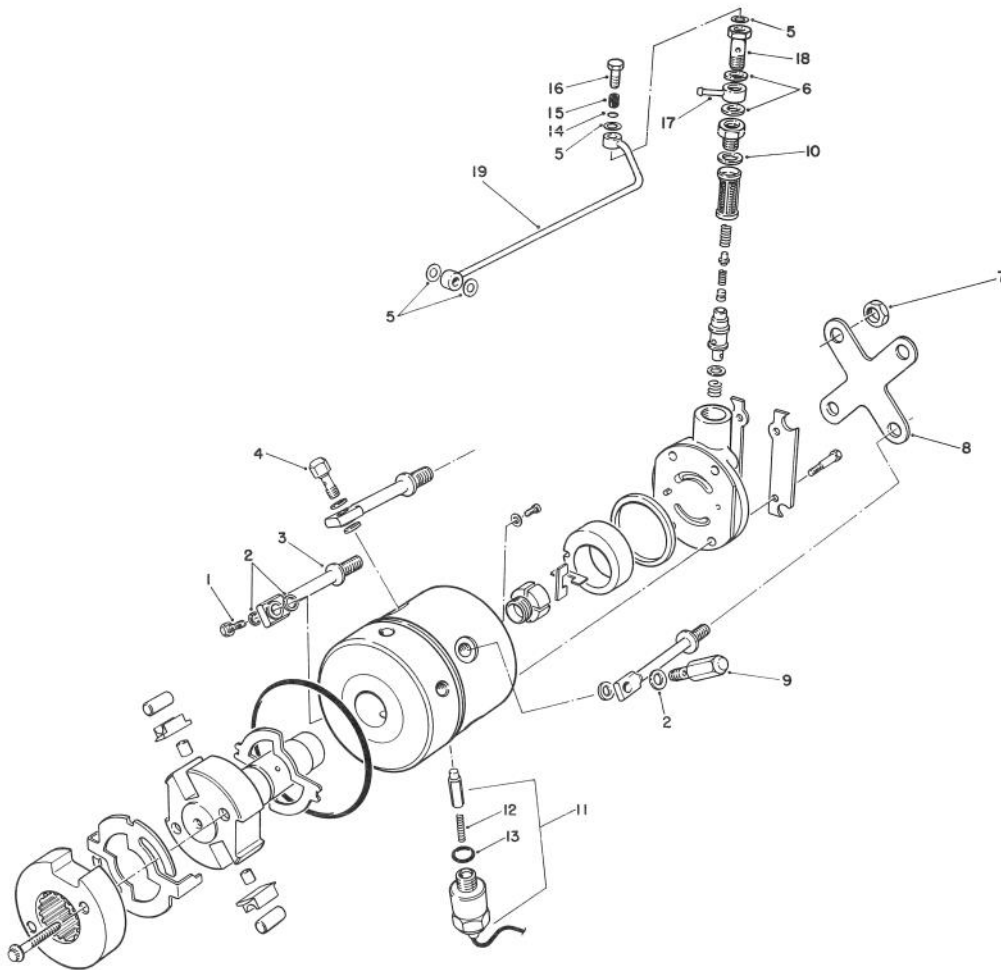


T-0156A

FUEL INJECTION PUMP NO. 60-5100

Ref. No.	Part No.	Description	No. Used
1	86-6760	Guide	1
2	63-4560	Spring	1
3	63-4570	Lever	1
4	63-4580	Nut	2
5	63-4590	Screw - Vent	1
6	63-4600	Body - Screw Vent	1
7	63-4610	Washer	3
8	63-4620	Washer	4
9	63-4630	Key	1
10	63-4640	Washer - Lock	1
11	60-7260	Nut - Hex	1
12	60-3060	Washer	1
13	60-3160	Solenoid (Incl. Ref. #14 & 15)	1
14	60-3150	Sealing Ring	1
15	60-3140	Spring	1

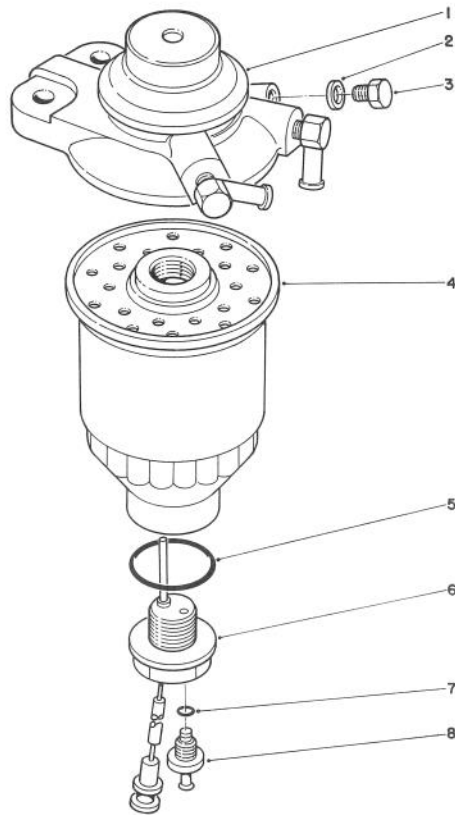
Ref. No.	Part No.	Description	No. Used
16	86-6650	Bolt - Outlet	1
17	86-6750	Washer	2
18	86-6700	Bushing	1
19	86-6690	Lever	1
20	86-6710	Arm	1
21	86-6730	Spring	1
22	86-6720	Washer	1
23	86-6740	Guide	1
24	86-6770	Screw	1
25	86-6680	Nut	1
26	86-6790	Washer	1
27	86-6820	Bolt	2
28	86-6800	Bolt	1
29	86-6810	Assembly - Pipe	1
*	86-6680	Assembly - Lever (Incl. Ref. #17-23)	1



T-0157A

FUEL INJECTION PUMP NO. 60-5100 (Continued)

Ref. No.	Part No.	Description	No. Used	Ref. No.	Part No.	Description	No. Used
1	60-3070	Valve - Pressure	1	11	60-3160	Solenoid (Incl. Ref. #12 & 13)	1
2	60-3060	Washer	8	12	60-3140	Spring	1
3	60-3090	Banjo	4	13	60-3150	Ring - Sealing	1
4	63-4670	Valve - Pressure	2	14	86-6640	Seal O-Ring	1
5	63-4660	Washer	4	15	86-6630	Seal - Rubber	1
6	63-4650	Washer	2	16	86-6620	Bolt	1
7	60-3120	Nut	4	17	86-6660	Joint	1
8	60-3130	Plate - Clamping	1	18	86-6610	Bolt - Inlet	1
9	60-3100	Valve - Pressure	1	19	86-6670	Tube - Fuel	1
10	60-3110	Washer	1				

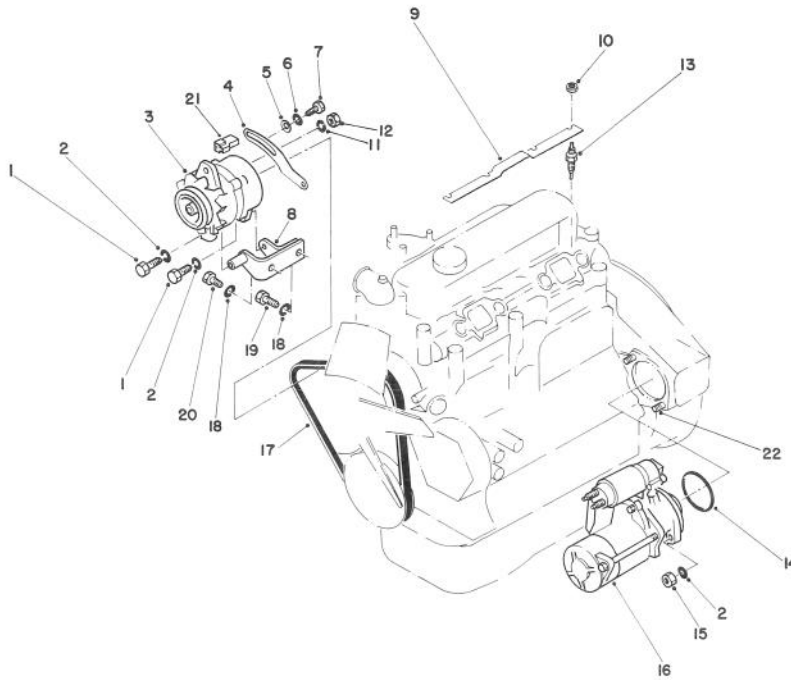


T-0158

FUEL FILTER ASSEMBLY NO. 60-5010

Ref. No.	Part No.	Description	No. Used	Ref. No.	Part No.	Description	No. Used
*1		Assembly - Body	1	*5		O-Ring	1
*2		Seal	1	6	60-5480	Sensor - Water	1
3	60-5450	Plug - Air (Incl. Ref. #2)	1	*7		O-Ring	1
4	60-5470	Assembly - Filter Element (Incl. Ref. #5)	1	8	60-5490	Kit - Drain Plug (Incl. Ref. #7)	1

*Not Serviceable Separately



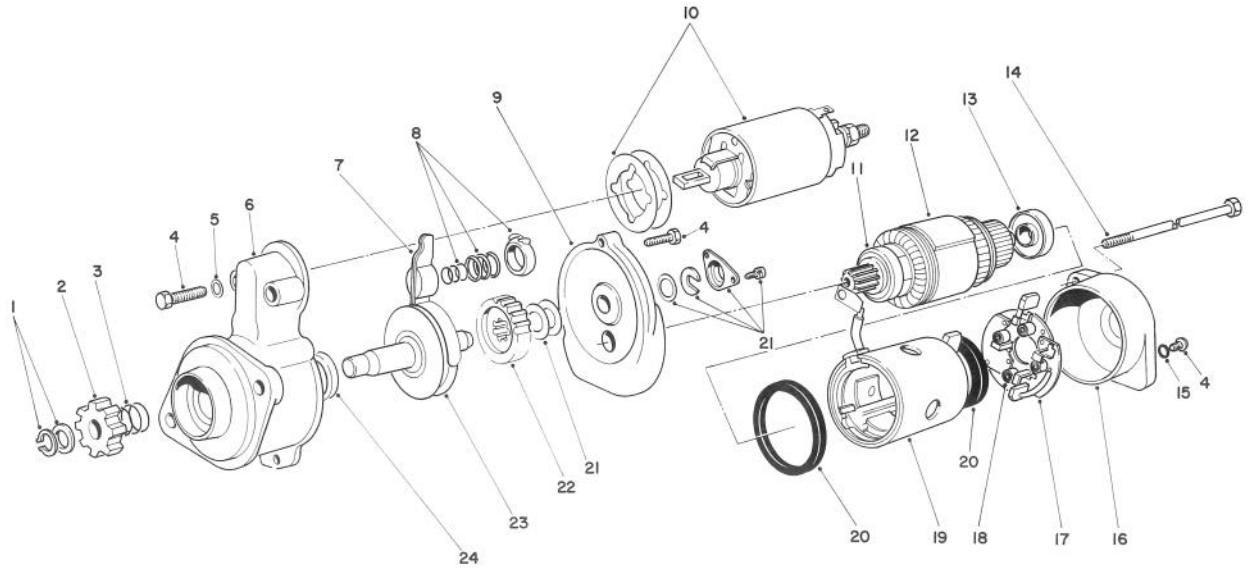
T-0159

ELECTRICAL COMPONENT PARTS

Ref. No.	Part No.	Description	No. Used
1	51-8640	Bolt	2
2	51-6390	Washer - Spring	4
3	60-5420	Alternator	1
4	51-8580	Plate - Adjusting	1
5	51-8590	Washer - Flat	1
6	51-7250	Washer - Spring	1
7	60-7370	Bolt	1
8	51-8600	Bracket - Alternator	1
9	51-8650	Plate - Connection	1
*10		Nut	4
11	48-8000	Washer - Spring	1
12	48-7880	Nut	1

Ref. No.	Part No.	Description	No. Used
13	51-8660	Plug - Glow (Incl. Ref. #10)	4
14	60-5430	O-Ring	1
15	51-5970	Nut	2
16	51-7590	Motor - Starter	1
17	49-2520	Belt	1
18	51-8610	Washer - Spring	2
19	51-8620	Bolt	1
20	51-8630	Bolt	1
21	58-6970	Diode	1
22	51-5950	Stud	2

*Not Serviceable Separately



T-0160

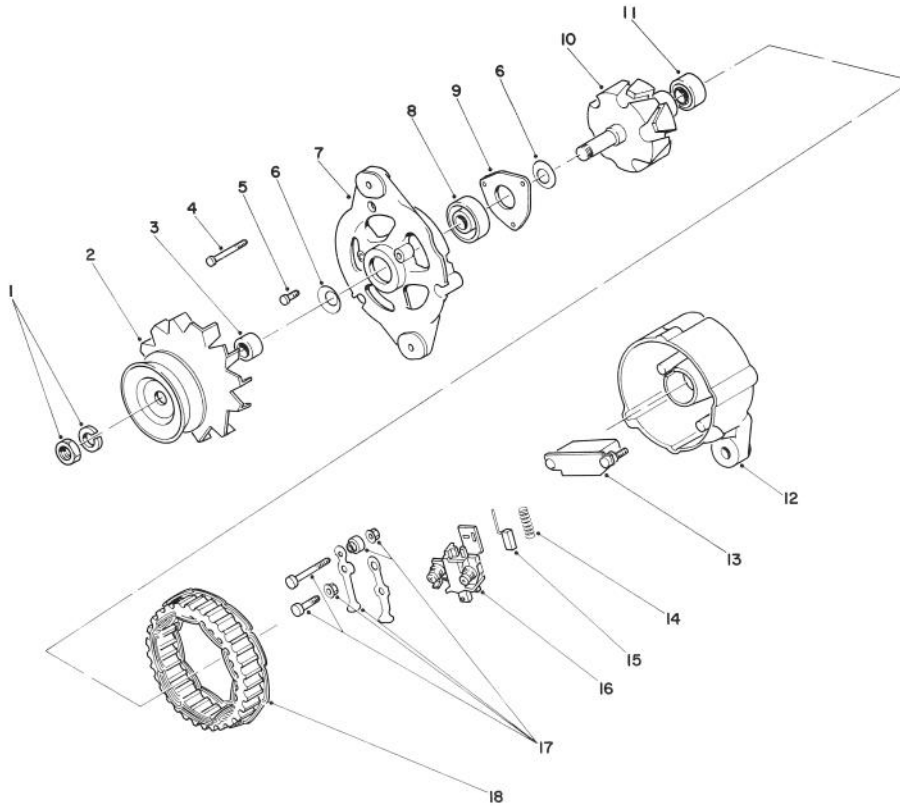
STARTER MOTOR ASSEMBLY NO. 51-7590

Ref. No.	Part No.	Description	No. Used
1	51-7740	Assembly - Ring, Retaining	1
2	51-7730	Assembly - Gear, Pinion (Incl. Ref. #1 & 3)	1
†3		Spring	1
4	51-7600	Screw - Set	1
5	51-7610	Packing	2
6	51-7620	Assembly - Cover, Front (Incl. Ref. #24)	1
7	51-7640	Assembly - Lever	1
8	51-7650	Assembly - Spring	1
9	51-7660	Assembly - Bracket, Center	1
10	51-7670	Solenoid	1
11	51-7690	Bearing	1
12	51-7680	Assembly - Armature (Incl. Ref. #11 & 13)	1
13	51-7700	Bearing	1

Ref. No.	Part No.	Description	No. Used
14	51-7710	Bolt Set	1
15	51-7840	Ring - Rubber	2
16	51-7830	Cover - Rear	1
17	51-7810	Assembly - Brush Holder (Incl. Ref. #18)	1
18	51-7820	Spring - Brush	4
19	51-7800	Assembly - Yoke	1
20	51-7790	Packing	2
21	51-7780	Cover Set	1
22	51-7770	Gear - Pinion	1
23	51-7760	Assembly - Shaft	1
24	51-7630	Seal - Oil	1
*	51-7750	Assembly - Gear (Incl. Ref. #22 & 23)	1
*	51-7720	Assembly - Shaft, Clutch (Incl. Ref. #1-3 & 21-24)	1

*Not Illustrated

†Not Serviceable Separately

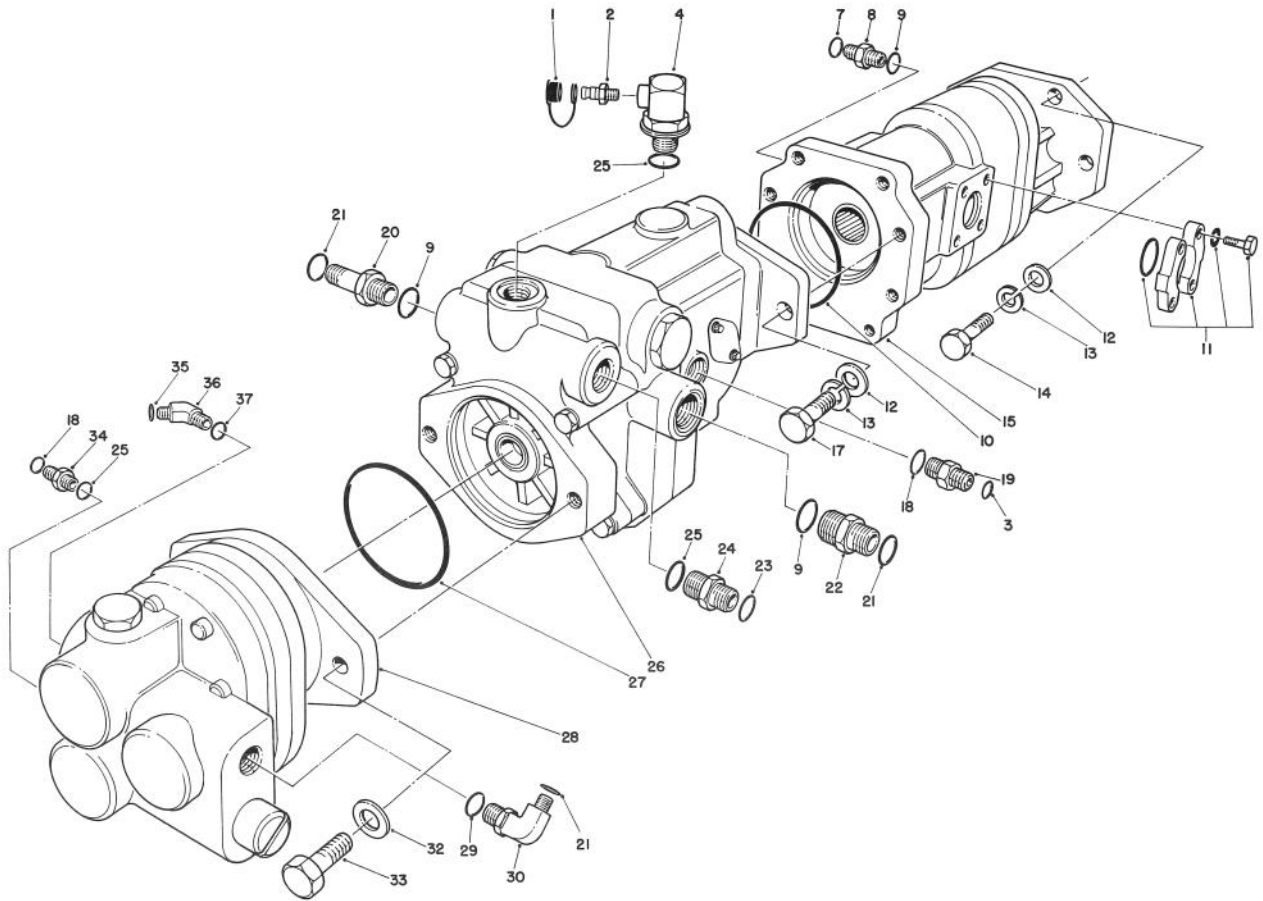


T-0161

ALTERNATOR ASSEMBLY NO. 60-5421

Ref. No.	Part No.	Description	No. Used	Ref. No.	Part No.	Description	No. Used
1	51-7850	Assembly - Nut	1	10	51-7910	Assembly - Rotor (Incl. Ref. #11)	1
2	60-5330	Assembly - Pulley (Incl. Ref. #3)	1	11	60-5360	Bearing	1
†3		Collar - Shaft	1	12	86-6430	Assembly - Cover, Rear (Incl. Ref. #13,16 & 17)	1
4	51-7870	Screw - Set	1	13	86-6440	Assembly - Rectifier	1
5	51-7890	Screw - Set	1	14	51-7980	Spring - Return	2
†6		Spring Washer	2	15	51-7970	Brush	2
7	60-5340	Assembly - Cover, Front (Incl. Ref. #5, 6, 8 & 9)	1	16	51-7960	Assembly - Regulator (Incl. Ref. #14 & 15)	1
8	60-5350	Bearing	1	17	51-7950	Assembly - Terminal	1
†9		Plate - Bearing Retainer	1	18	51-7930	Stator	1

*Not Serviceable Separately



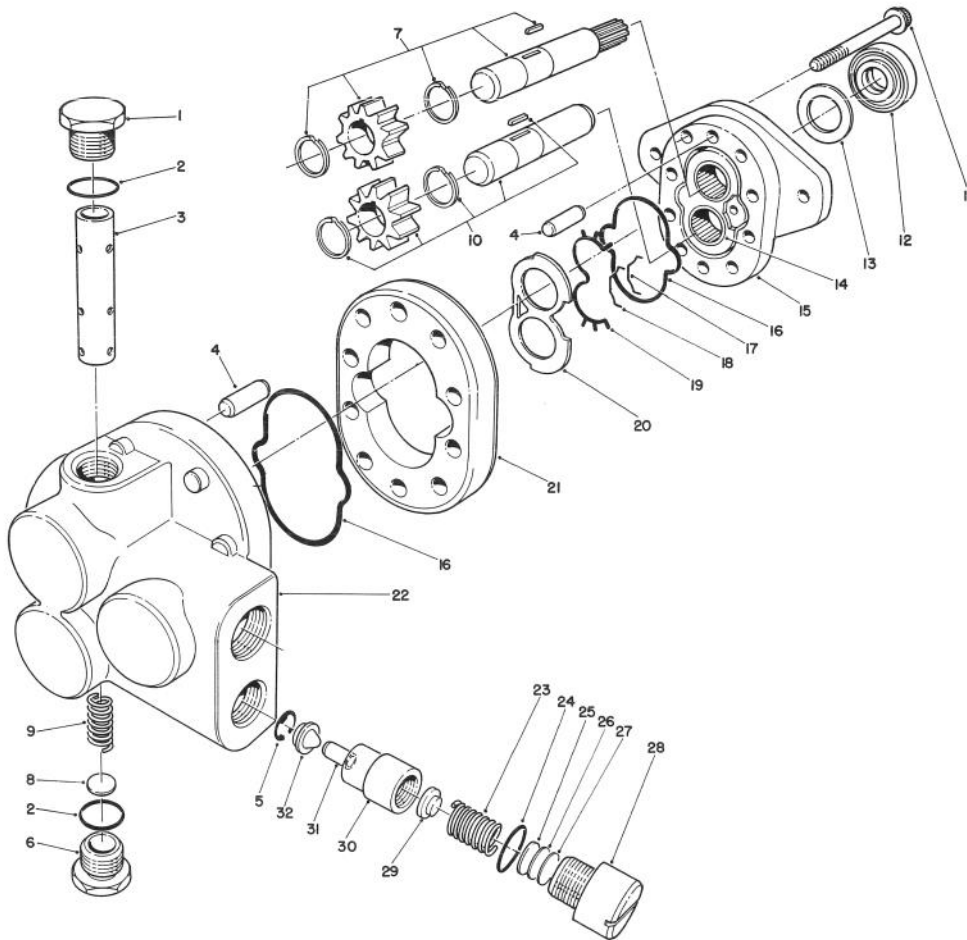
T-0162

HYDRAULIC PUMP COMPONENTS

Ref. No.	Part No.	Description	No. Used
1	353-947	Cap - Dust	1
2	354-85	Fitting - Diagnostic	1
3	237-42	O-Ring	1
4	354-86	Elbow - 90 (Incl. Ref. #25)	1
7	237-65	O-Ring	1
8	340-8	Fitting (Incl. Ref. #7 & 9)	1
9	237-81	O-Ring	3
10	59-8550	O-Ring	1
11	340-62	Kit - Flange	1
12	3256-26	Washer - Flat	6
13	3253-7	Washer - Lock	6
14	3213-2	Bolt	4
15	86-6000	Pump - Gear, Model 03700 (Incl. Ref. #10)	1
15	86-6001	Pump - Gear, Model 03701 (Incl. Ref. #10)	1
17	325-5	Bolt	2
18	237-22	O-Ring	2
19	340-2	Fitting (Incl. Ref. #3 & 18)	1
20	340-11	Fitting - Long (Incl. Ref. #9 & 21)	1

Ref. No.	Part No.	Description	No. Used
21	237-58	O-Ring	3
22	340-9	Fitting (Incl. Ref. #9 & 21)	1
23	237-30	O-Ring	1
24	340-4	Fitting (Incl. Ref. #23 & 25)	1
25	237-79	O-Ring	3
26	58-5660	Pump - Piston	1
27	60-3520	O-Ring	1
28	58-5650	Pump - Gear	1
29	237-146	O-Ring	1
30	340-15	Fitting 90° (Incl. Ref. #21 & 29)	1
32	60-3540	Washer	2
33	60-3530	Bolt	2
34	340-3	Fitting (Incl. Ref. #18 & 25)	1
35	237-30	O-Ring	1
36	340-89	Fitting 45° (Incl. Ref. #35 & 37)	1
37	237-80	O-Ring	1
*	58-5500	Assembly - Tandem Pump (Incl. Ref. #26-28 & 32-33)	1

*Not Illustrated



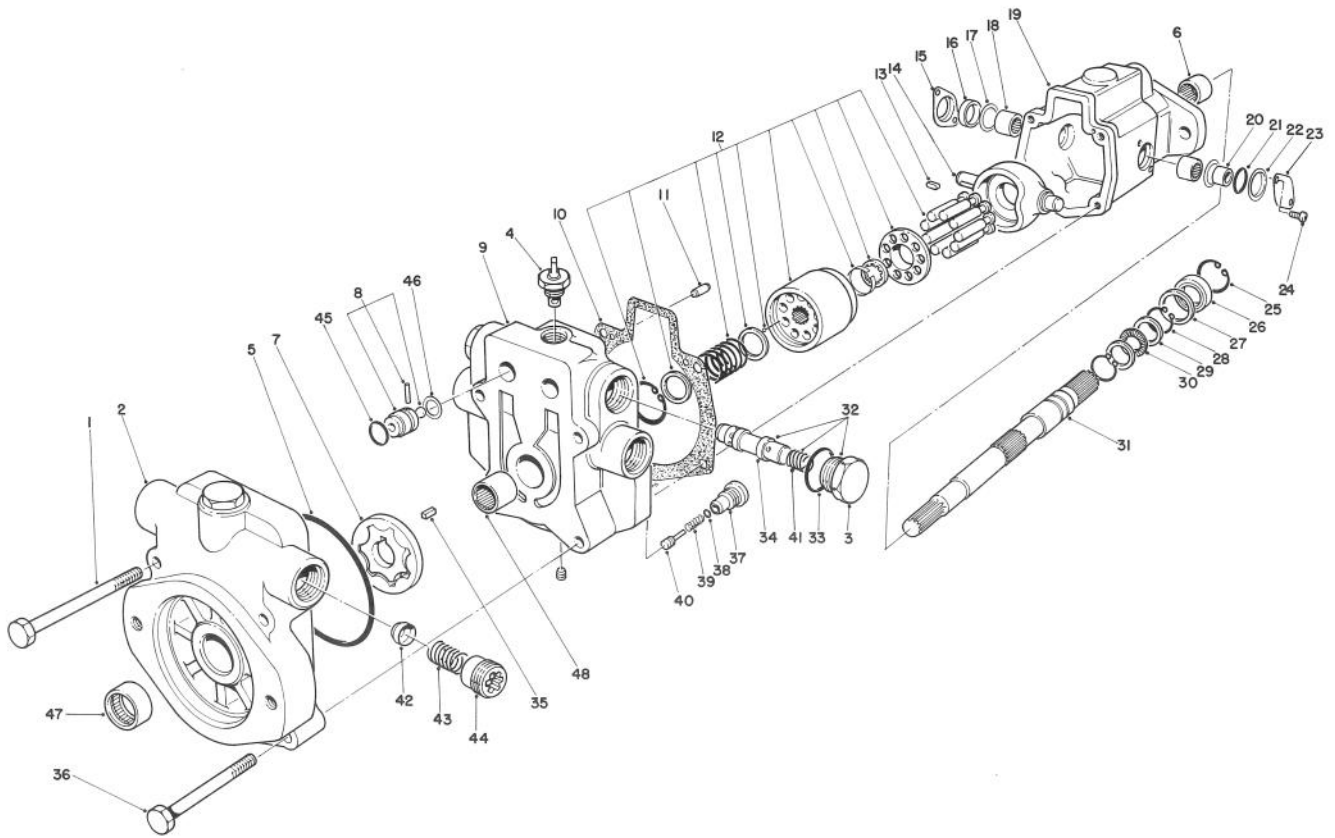
T-0163

GEAR PUMP ASSEMBLY NO. 58-5650

Ref. No.	Part No.	Description	No. Used	Ref. No.	Part No.	Description	No. Used
1	60-5860	Plug (Incl. Ref. #2)	1	18	49-2700	Seal - Bearing	1
2	60-5720	O-Ring	2	19	49-2690	Gasket - Backup	1
†3		Spool	1	20	49-2670	Plate - Wear	1
4	60-5760	Pin - Dowel	4	21	60-5740	Assembly - Body (Incl. Ref. #4)	1
†5		Ring - Retaining	1	†22		Assembly - Plate, Back	1
6	60-5710	Plug (Incl. Ref. #2)	1	23	60-5790	Spring	1
7	60-5780	Assembly - Gear Drive (Incl. Ref. #5-8)	1	24	60-5880	O-Ring	1
8	60-5730	Disc	A/R	25	60-5830	Washer	A/R
9	60-5820	Spring	1	26	60-5840	Washer	A/R
10	60-5770	Assembly - Idler, Gear	1	27	60-5850	Washer	A/R
11	42-3140	Screw - Cap Hex. Hd.	8	28	60-5870	Assembly - Plug (Incl. Ref. #24)	1
12	49-2640	Seal - Shaft	1	29	60-5810	Plug - Seat	1
13	60-5890	Washer	1	†30		Assembly - Cartridge	1
14		Bushing	2	31	60-5800	Seat	1
15	49-2660	Assembly - Plate, Front (Incl. Ref. #14)	1	†32		Poppet	1
16	42-3120	O-Ring	2	*	60-5910	Kit - Repair, Back Plate	1
17	49-2680	O-Ring - Molded	1	*	60-5900	Kit - Seal Repair (Incl. Ref. #2, 12, 13, 16-20 & 24)	1

*Not Illustrated

†Not Serviceable Separately



T-0164

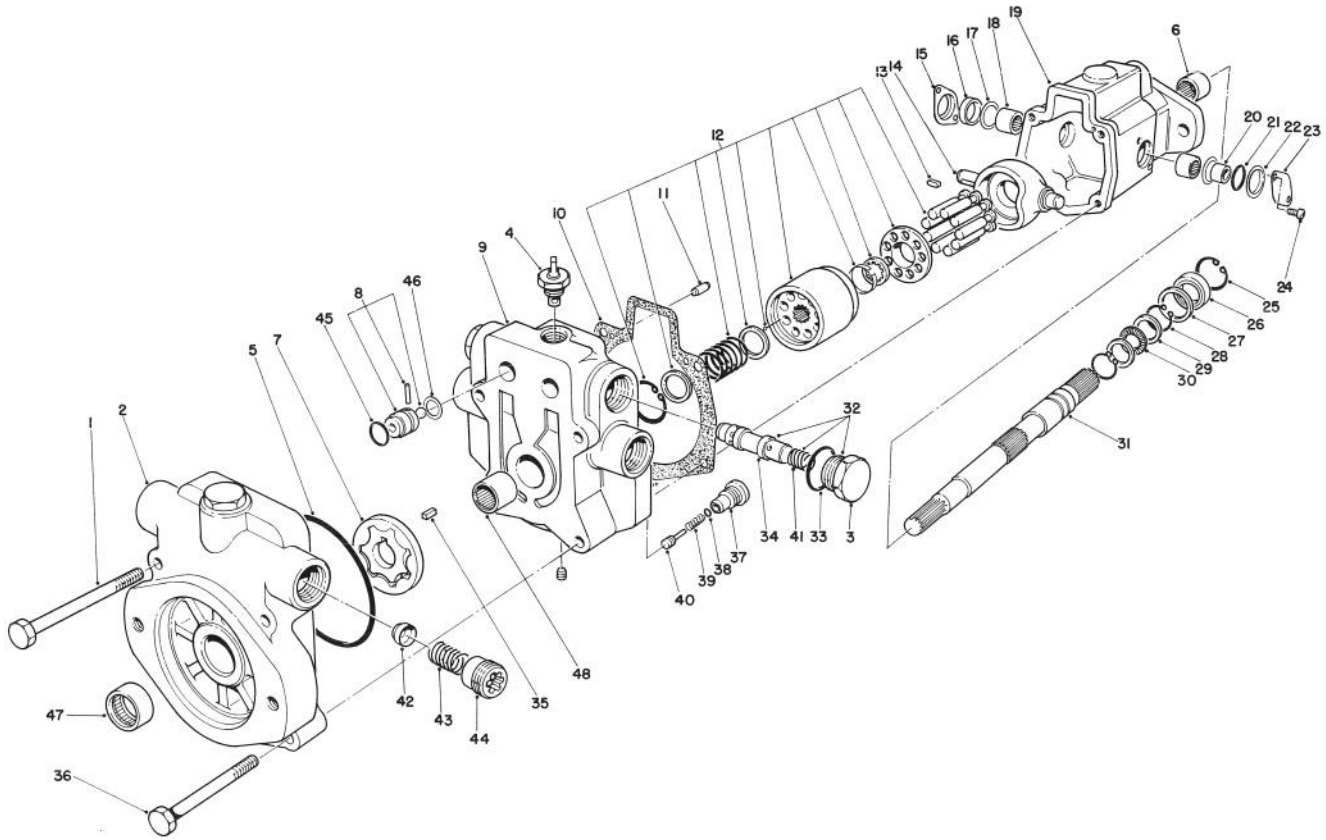
PISTON PUMP ASSEMBLY NO. 58-5660

Ref. No.	Part No.	Description	No. Used
1	60-6230	Screw - Cap Hex. Hd.	2
2	60-6200	Assy. - Charge Pump Adap. (Incl. Ref. #42-44 & 47)	1
3	70-1240	Assembly - Plug (Incl. Ref. #33)	2
†4	39-2080	Assembly - Valve, Tow	1
5	60-6180	O-Ring	1
6	63-4390	Bearing - Needle	1
7	60-6350	Assembly - Gear, Gerotor	1
8	33-4970	Assembly - Check Valve (Incl. Ref. #45 & 46)	2
9	60-6040	Assembly - Back Plate (Incl. Ref. #4, 37-40 & 48)	1
10	60-6130	Gasket - Housing	1
11	60-6370	Pin - Dowel	2
12	60-6030	Assembly - Kit, Rotating	1
13	60-6310	Key	1
14	60-6020	Camplate	1
15	60-6120	Cover - Seal	1
16	42-2720	Seal - Shaft	1
17	60-6250	Washer	2
18	60-6110	Bearing - Needle	2
19	60-6000	Assembly - Housing (Incl. Ref. #6)	1
20	60-5990	Race - Inner	1
21	60-6190	O-Ring	1

Ref. No.	Part No.	Description	No. Used
22	60-6210	Cover - O-Ring	1
23	60-6010	Cover - Trunion	1
24	60-6330	Screw	4
25	60-6260	Ring - Retaining	1
26	60-6300	Seal - Shaft	1
27	60-6240	Washer	1
28	60-6270	Ring - Retaining	2
29	60-6160	Race - Thrust	2
30	60-6170	Bearing - Needle, Thrust	1
31	60-6140	Shaft - Drive	1
32	68-6460	Kit - Relief Valve (Incl. Ref. #3, 34 & 41)	2
33	60-5980	O-Ring	2
34	Assembly - Relief Valve		2
35	60-6320	Key	1
36	60-6220	Screw - Cap Hex. Hd.	2
37	60-6060	Cartridge	1
38	60-6080	O-Ring	1
39	60-6090	Spring	1
40	60-6070	Poppet	1
41	Spring		1
42	33-4990	Poppet	1
43	39-2140	Spring	2
44	39-2130	Retainer - Spring	1
45	237-114	O-Ring	2
46	60-5950	Washer - Backup	2

*Not Illustrated

†Used on Units With Pump Serial No. 70591 & Up



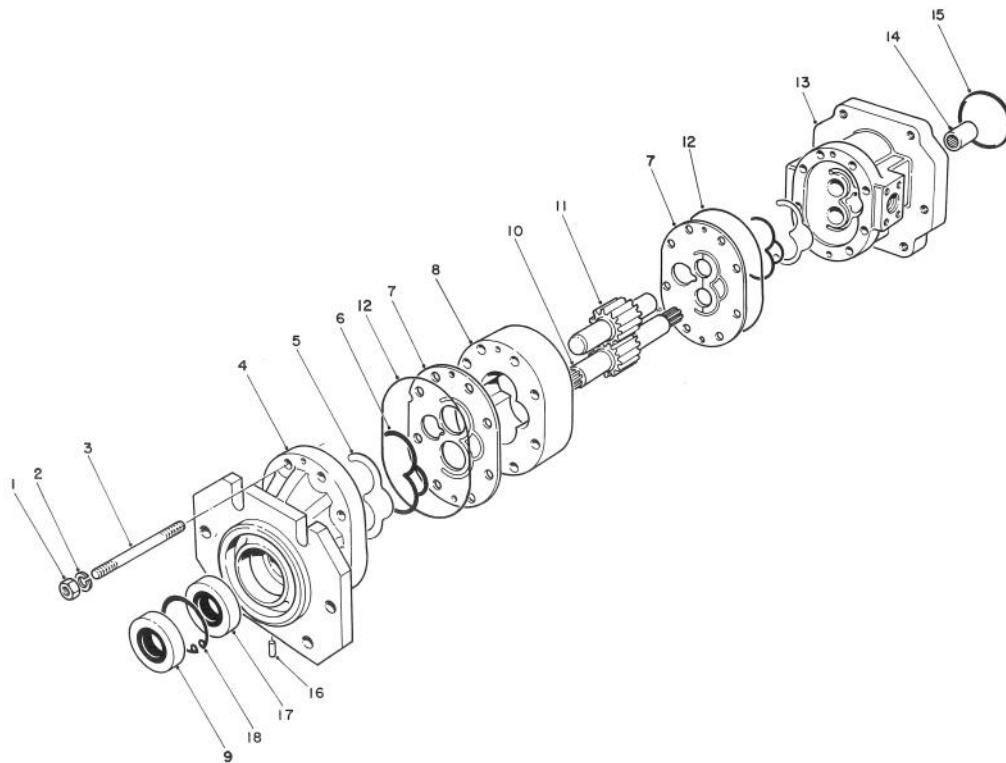
T-0164

PISTON PUMP ASSEMBLY NO. 58-5660 (Continued)

Ref. No.	Part No.	Description	No. Used
47	60-6150	Bearing	1
48	60-6050	Bearing	1

Ref. No.	Part No.	Description	No. Used
*	60-6400	Kit - Seal (Incl. Ref. #5, 10, 16, 21, 26, 28, 29, 33, 38, 45 & 46)	1
*	60-6360	Kit - Charge Relief Spring	1
*	60-6340	Kit - Bleed-Off Valve	1

*Not Illustrated

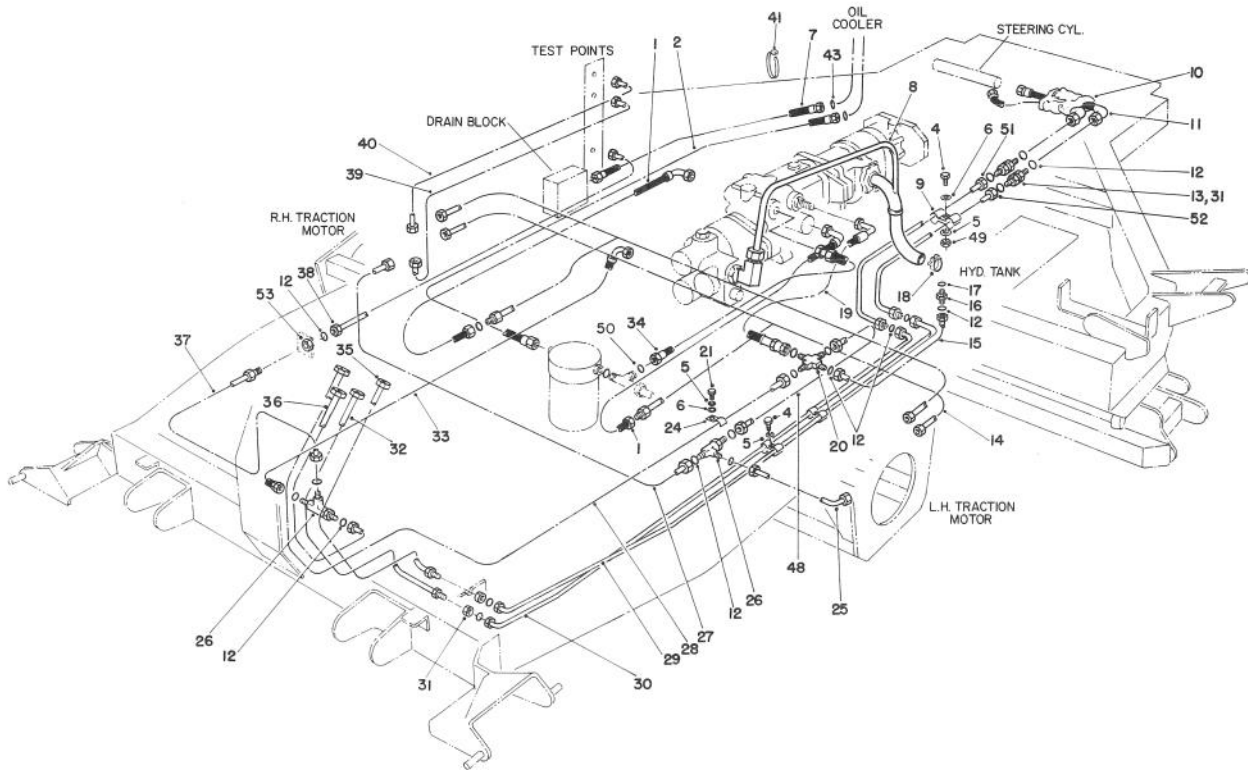


T-1556

PUMP ASSEMBLY NO. 86-6000 (Model 03700) & 86-6001 (Model 03701)

Ref. No.	Part No.	Description	No. Used	Ref. No.	Part No.	Description	No. Used
1	59-7580	Nut	8	10	74-3230	Drive Gear - Spline (Model 03701)	1
2	59-7590	Washer - Lock	8	11	59-8600	Driven Gear (Model 03700)	1
3	59-7970	Stud (Model 03700)	8	11	74-3240	Driven Gear (Model 03701)	1
3	74-3210	Stud (Model 03701)	8	12	86-6080	O-Ring Seal	2
4	86-6010	Cover - Front	1	13	86-6030	Port Section - Rear	1
5	59-7990	Seal - Gland	2	14	59-8540	Coupling	1
6	59-8470	Retainer - Seal	2	15	86-6040	O-Ring	1
7	86-6070	Plate - Wear	2	16	86-6050	Plug	1
8	86-6020	Center S/A Section (Model 03700)	1	17	59-8570	Seal - Shaft	1
8	86-6060	Center S/A Section (Model 03701)	1	18	59-8580	Ring - Retaining	1
9	59-8590	Seal - Shaft	1	*	59-8610	Kit - Seal (Incl. Ref. #5, 6, 9 & 17)	1
10	59-8500	Drive Gear - Spline (Model 03700)	1				

*Not Illustrated

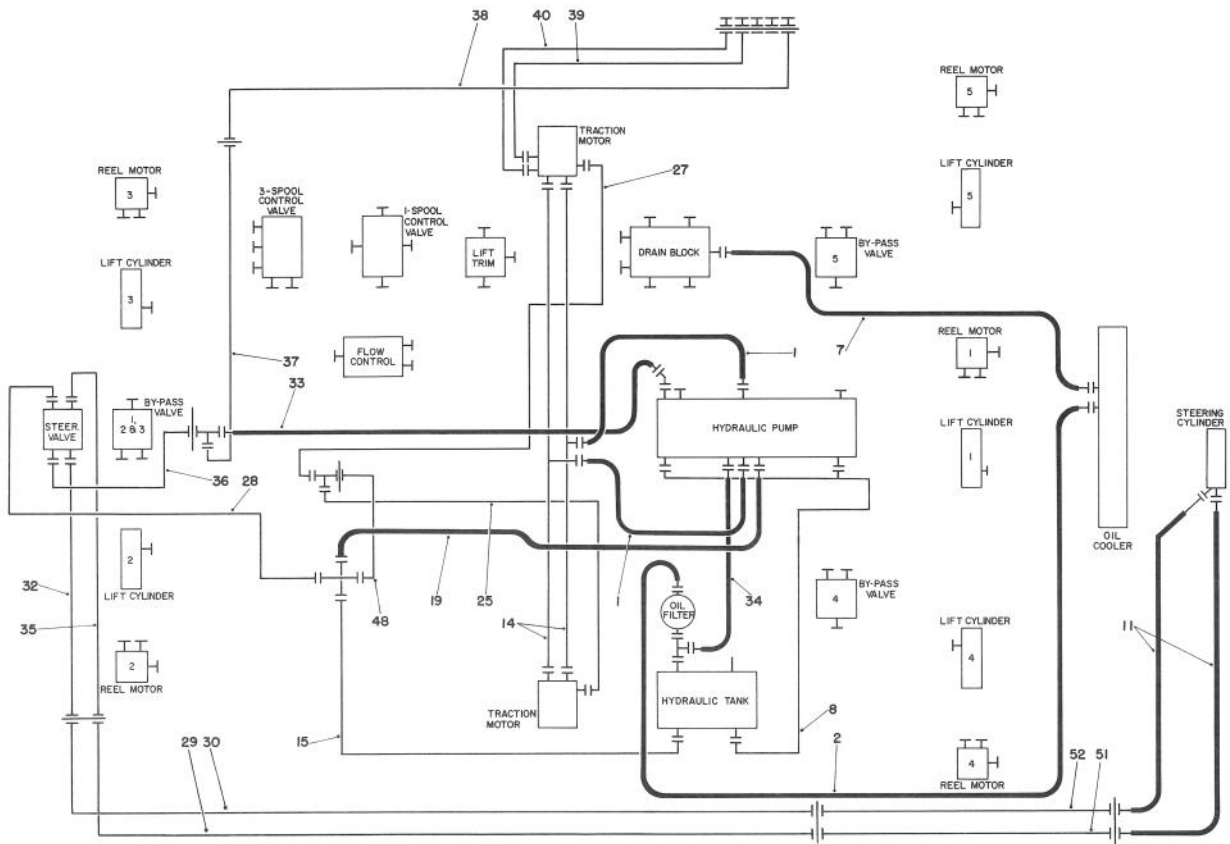


T-0166A

HYDRAULIC CIRCUIT – TRACTION & STEERING

Ref. No.	Part No.	Description	No. Used
1	58-5860	Assembly - Hose	2
2	75-8200	Assembly - Hose	1
4	48-7640	Screw - Cap Hex. Hd.	4
5	43-5930	Washer - Lock	5
6	48-8010	Washer	3
7	75-8210	Assembly - Hose	1
8	60-1900	Assembly - Tube	1
9	58-3880	Clamp	3
10	60-2010	Sleeve - Protective	1
11	58-5850	Assembly - Hose	2
12	237-22	O-Ring	22
13	340-71	Fitting	2
14	58-5690	Assembly - Tube	2
15	58-4720	Assembly - Tube	1
16	340-3	Fitting	1
17	237-79	O-Ring	1
18	2412-132	Clamp	1
19	60-1250	Assembly - Hose	1
20	340-23	Fitting	1
21	48-7690	Screw - Cap Hex. Hd.	1
22	48-8020	Washer - Lock	1
24	60-1360	Clamp	1
25	58-4790	Assembly - Tube	1
26	340-68	Fitting - Tee	2

Ref. No.	Part No.	Description	No. Used
27	58-4860	Assembly - Tube	1
28	74-2820	Assembly - Tube	1
29	68-6320	Assembly - Tube	1
30	68-6350	Assembly - Tube	1
31	340-70	Nut - Lock, Bulkhead	3
32	74-2780	Assembly - Tube	1
33	58-5720	Assembly - Hose	1
34	58-5870	Assembly - Hose	1
35	74-2810	Assembly - Tube	1
36	74-2790	Assembly - Tube	1
37	58-7780	Assembly - Tube	1
38	58-7750	Assembly - Tube	1
39	58-7770	Assembly - Tube	1
40	58-7760	Assembly - Tube	1
41	48-4480	Strap - Tie	3
43	340-65	O-Ring	2
46	340-110	Adapter - 90°	1
47	340-115	Adapter - Tee	1
48	58-4710	Assembly - Tube	1
49	48-7890	Nut - Hex	1
50	237-30	O-Ring	1
51	68-6330	Assembly - Tube	1
52	68-6360	Assembly - Tube	1
53	340-78	Nut - Lock, Bulkhead	1



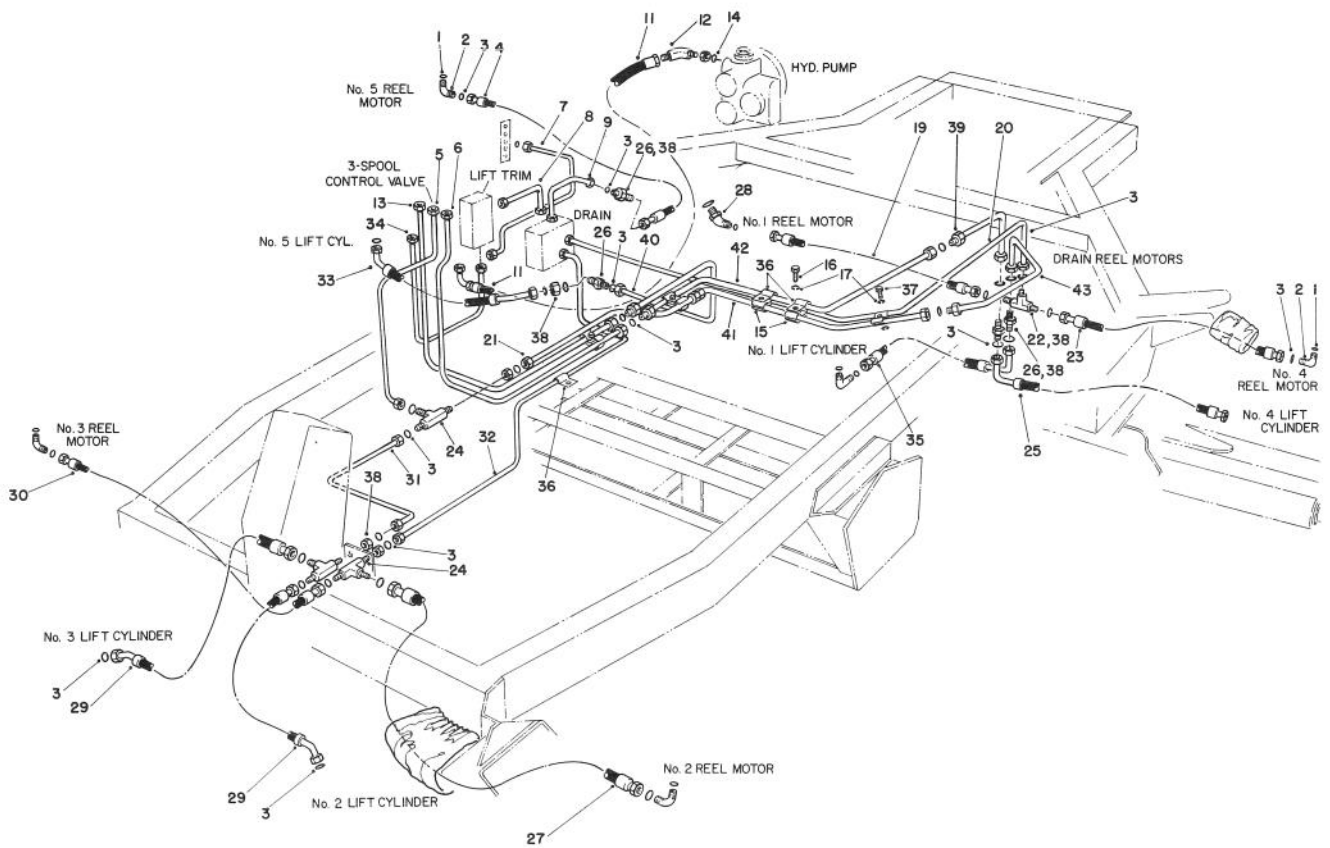
T-0167

HYDRAULIC SCHEMATIC – TRACTION & STEERING

Ref. No.	Part No.	Description	No. Used
1	58-5860	Assembly – Hose	2
2	75-8200	Assembly – Hose	1
7	75-8210	Assembly – Hose	1
8	60-1900	Assembly – Tube	1
11	58-5850	Assembly – Hose	2
14	58-5690	Assembly – Tube	2
15	58-4720	Assembly – Tube	1
19	60-1250	Assembly – Hose	1
25	58-4790	Assembly – Tube	1
27	58-4860	Assembly – Tube	1
28	74-2820	Assembly – Tube	1
29	68-6320	Assembly – Tube	1
30	68-6350	Assembly – Tube	1

Ref. No.	Part No.	Description	No. Used
32	74-2780	Assembly – Tube	1
33	58-5720	Assembly – Hose	1
34	58-5870	Assembly – Hose	1
35	74-2810	Assembly – Tube	1
36	74-2790	Assembly – Tube	1
37	58-7780	Assembly – Tube	1
38	58-7750	Assembly – Tube	1
39	58-7770	Assembly – Tube	1
40	58-7760	Assembly – Tube	1
44	66-5800	Assembly – Hose	1
48	58-4710	Assembly – Tube	1
49	68-6330	Assembly – Tube	1
50	68-6360	Assembly – Tube	1

*Not Illustrated

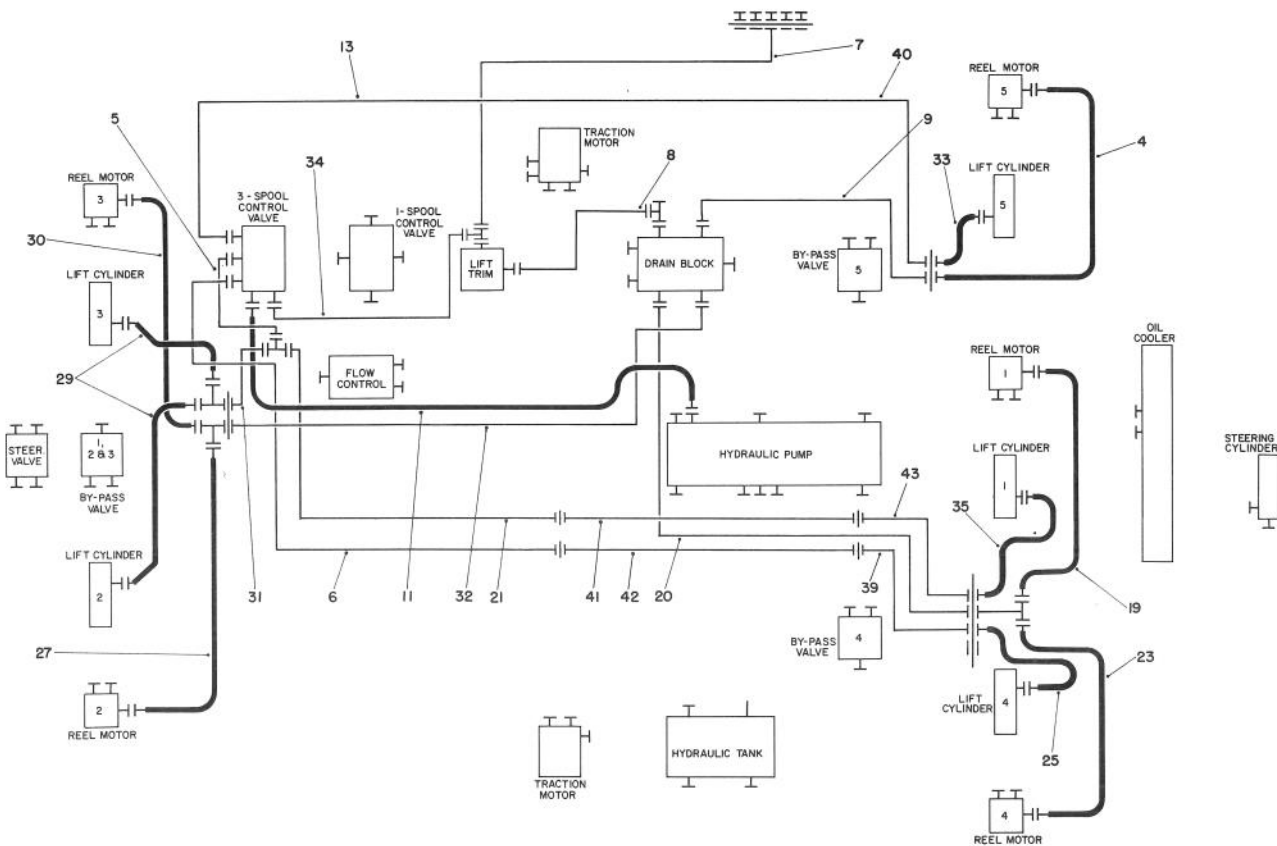


T-0168A

HYDRAULIC CIRCUIT – LIFT ARMS

Ref. No.	Part No.	Description	No. Used
1	237-42	O-Ring	7
2	340-77	Fitting - Adapter 90°	4
3	237-22	O-Ring	31
4	84-6240	Assembly - Hose	1
5	58-4750	Assembly - Tube	1
6	58-4770	Assembly - Tube	1
7	58-7730	Assembly - Tube	1
8	63-4680	Assembly - Tube	1
9	58-4780	Assembly - Tube	1
11	58-5710	Assembly - Hose	1
12	340-89	Fitting - Adapter 45°	1
13	58-5080	Assembly - Tube	1
14	237-80	O-Ring	1
15	58-3880	Clamp - Tube	5
16	60-6650	Screw - Cap Hex. Hd.	2
17	43-5930	Washer - Lock	6
18	48-8010	Washer	2
19	58-5840	Assembly - Hose	1
20	58-4850	Assembly - Tube	1
21	58-4820	Assembly - Tube	1
22	60-2180	Fitting - Tee	1

Ref. No.	Part No.	Description	No. Used
23	58-5820	Assembly - Hose	1
24	340-68	Fitting - Tee	3
25	60-1630	Assembly - Hose	1
26	340-71	Fitting - Adapter	4
27	58-6670	Assembly - Hose	1
28	340-87	Adapter - 45°	1
29	58-5850	Assembly - Hose	2
30	58-5830	Assembly - Hose	1
31	58-4760	Assembly - Tube	1
32	58-4880	Assembly - Tube	1
33	84-6230	Assembly - Hose	1
34	58-4870	Assembly - Tube	1
35	58-5800	Assembly - Hose	1
36	60-1360	Clamp - Tube	3
37	48-7640	Screw - Cap Hex. Hd.	5
38	340-70	Nut - Lock, Bulkhead	8
39	68-6260	Assembly - Tube	1
40	68-6380	Assembly - Tube	1
41	68-6240	Assembly - Tube	1
42	68-6250	Assembly - Tube	1
43	68-6300	Assembly - Tube	1

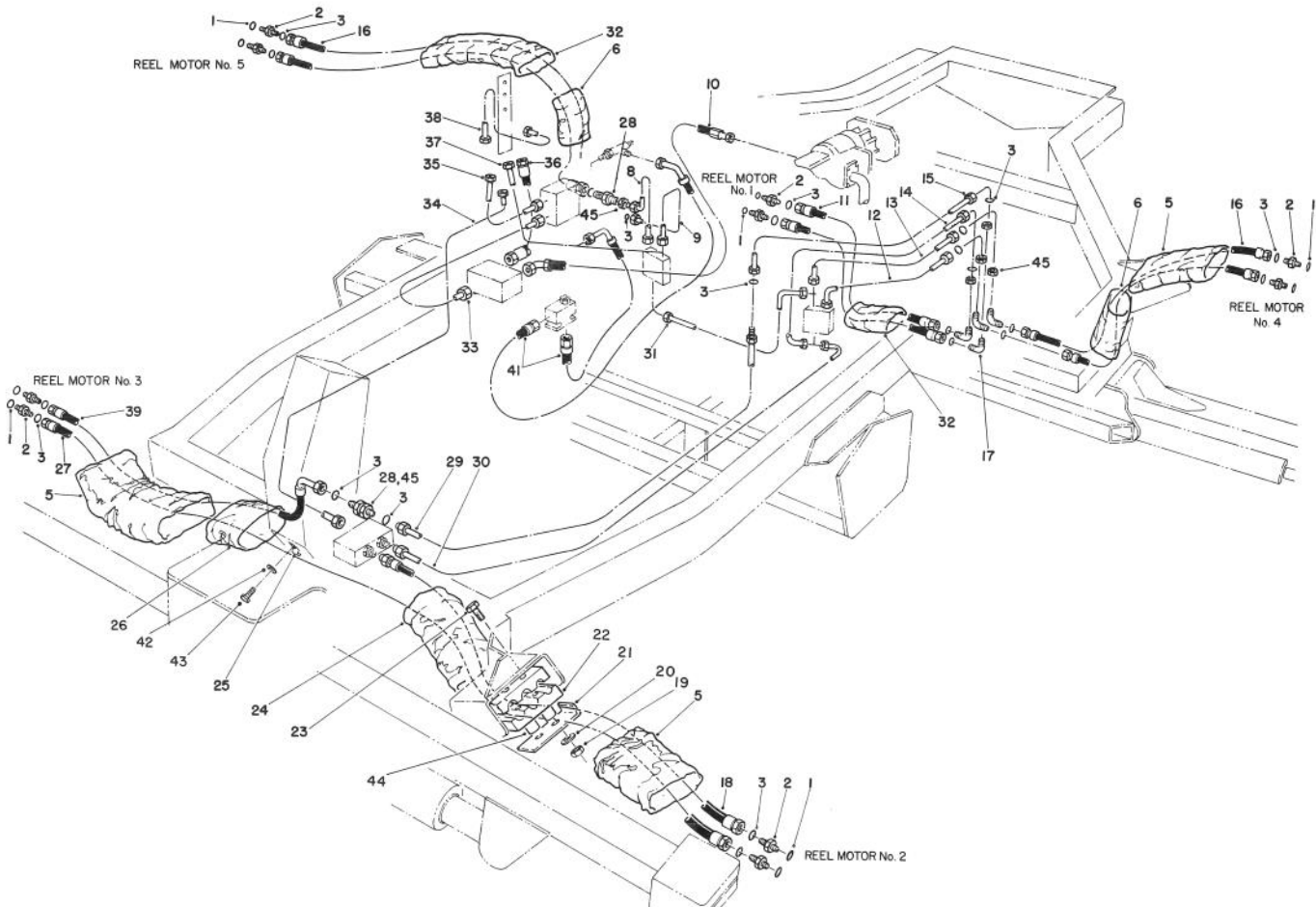


T-0169

HYDRAULIC SCHEMATIC – LIFT ARMS

Ref. No.	Part No.	Description	No. Used
1	237-42	O-Ring	7
2	340-77	Fitting - Adapter 90°	4
3	237-22	O-Ring	31
4	84-6240	Assembly - Hose	1
5	58-4750	Assembly - Tube	1
6	58-4770	Assembly - Tube	1
7	58-7730	Assembly - Tube	1
8	63-4680	Assembly - Tube	1
9	58-4780	Assembly - Tube	1
11	58-5710	Assembly - Hose	1
13	58-5080	Assembly - Tube	1
19	58-5840	Assembly - Hose	1
20	58-4850	Assembly - Tube	1
21	58-4820	Assembly - Tube	1
23	58-5820	Assembly - Hose	1

Ref. No.	Part No.	Description	No. Used
25	60-1630	Assembly - Hose	1
27	58-6670	Assembly - Hose	1
29	58-5850	Assembly - Hose	2
30	58-5830	Assembly - Hose	1
31	58-4760	Assembly - Tube	1
32	58-4880	Assembly - Tube	1
33	84-6230	Assembly - Hose	1
34	58-4870	Assembly - Tube	1
35	58-5800	Assembly - Hose	1
39	68-6260	Assembly - Tube	1
40	68-6380	Assembly - Tube	1
41	68-6240	Assembly - Tube	1
42	68-6250	Assembly - Tube	1
43	68-6300	Assembly - Tube	1

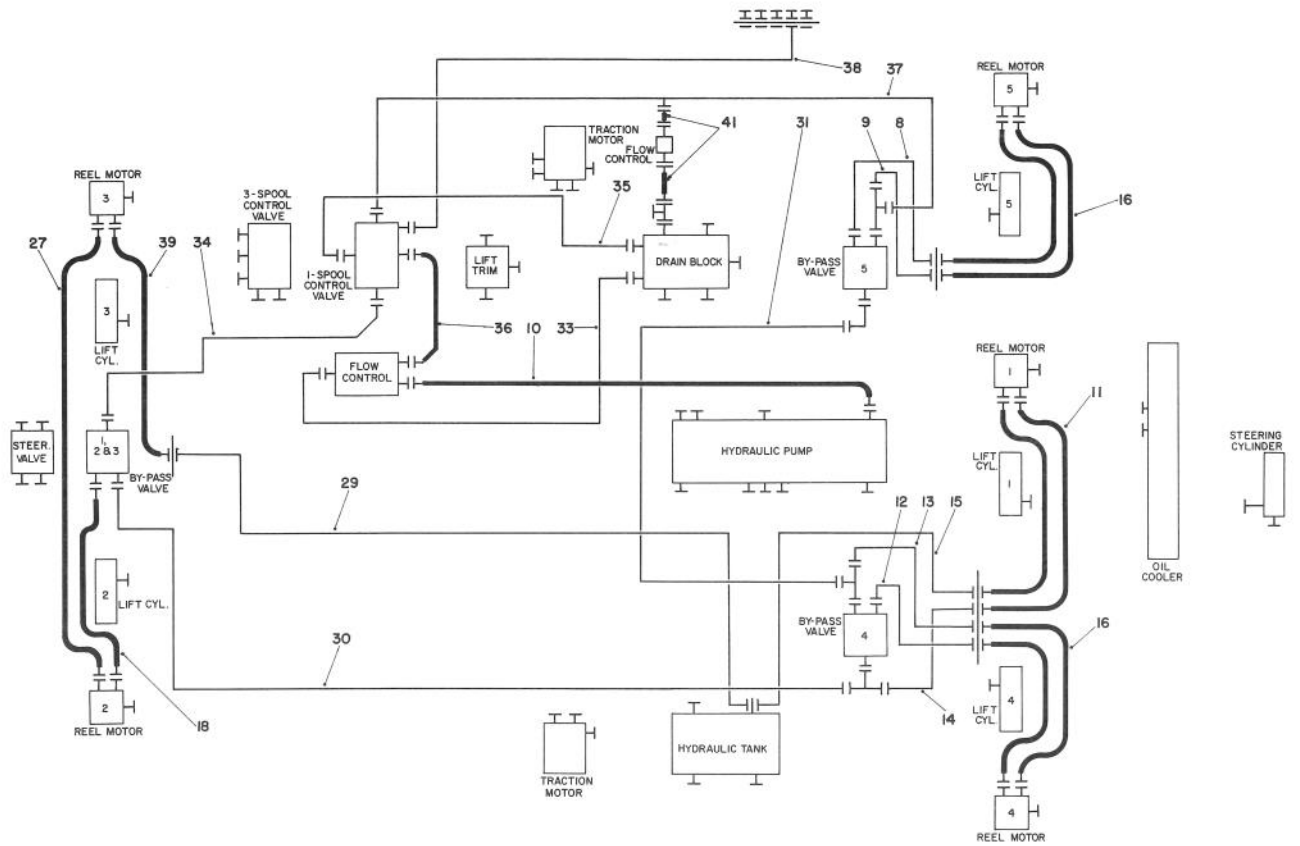


T-0170A

HYDRAULIC CIRCUIT – CUTTING UNITS

Ref. No.	Part No.	Description	No. Used
1	237-81	O-Ring	10
2	340-8	Fitting - Adapter	10
3	237-65	O-Ring	26
5	59-7190	Sleeve - Protective	4
6	59-7260	Sleeve - Protective	2
8	58-4960	Assembly - Tube	1
9	58-4970	Assembly - Tube	1
10	58-5730	Assembly - Hose	1
11	58-5790	Assembly - Hose	2
12	58-5060	Assembly - Tube	1
13	58-5000	Assembly - Tube	1
14	58-5020	Assembly - Tube	1
15	58-5040	Assembly - Tube	1
16	58-5780	Assembly - Hose	4
17	340-72	Fitting - Adapter 90°	4
18	58-5750	Assembly - Hose	1
19	3296-8	Nut - Lock	4
20	3256-16	Washer - Flat	4
21	74-2750	Retainer	2
22	74-2710	Clamp - Split	4
23	321-14	Screw - Cap Hex. Hd.	4
24	60-5650	Sleeve - Protective	1

Ref. No.	Part No.	Description	No. Used
25	60-2080	Clamp - Hose	1
26	60-5660	Sleeve - Protective	1
27	58-5740	Assembly - Hose	1
28	340-76	Fitting - Adapter	3
29	58-4990	Assembly - Tube	1
30	58-5070	Assembly - Tube	1
31	58-4950	Assembly - Tube	1
32	59-7200	Sleeve - Protective	1
33	58-5050	Assembly - Tube	1
34	58-5030	Assembly - Tube	1
35	58-4980	Assembly - Tube	1
36	60-3340	Assembly - Hose	1
37	63-4710	Assembly - Tube	1
38	58-7740	Assembly - Tube	1
39	58-5760	Assembly - Hose	1
40	340-87	Adapter - 45°	1
41	60-1250	Assembly - Hose	2
42	48-9570	Washer - Lock	1
43	48-7680	Bolt - H.H.	1
44	74-2730	Tube	4
45	340-74	Nut - Lock, Bulkhead	7

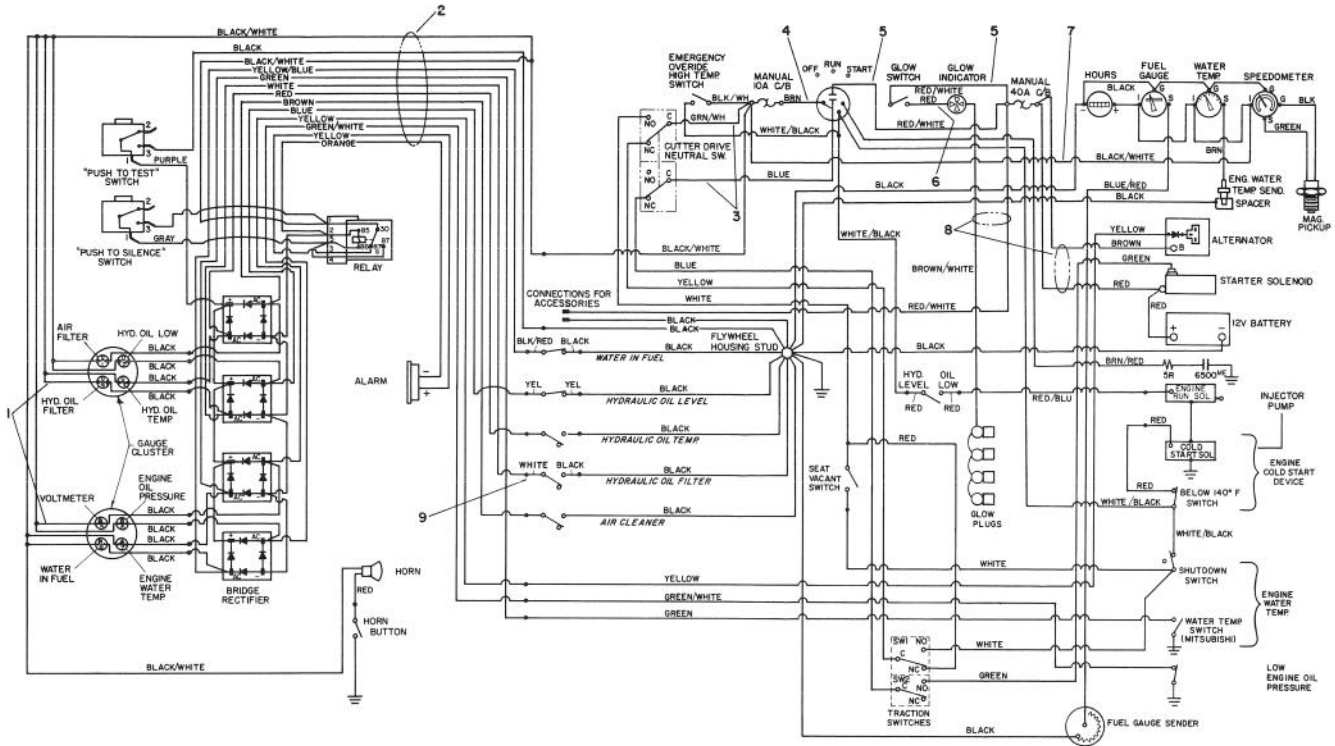


T-0171A

HYDRAULIC SCHEMATIC – CUTTING UNITS

Ref. No.	Part No.	Description	No. Used
8	58-4960	Assembly – Tube	1
9	58-4970	Assembly – Tube	1
10	58-5730	Assembly – Hose	1
11	58-5790	Assembly – Hose	2
12	58-5060	Assembly – Tube	1
13	58-5000	Assembly – Tube	1
14	58-5020	Assembly – Tube	1
15	58-5040	Assembly – Tube	1
16	58-5780	Assembly – Hose	4
18	58-5750	Assembly – Hose	1
27	58-5740	Assembly – Hose	1
29	58-4990	Assembly – Tube	1

Ref. No.	Part No.	Description	No. Used
30	58-5070	Assembly – Tube	1
31	58-4950	Assembly – Tube	1
33	58-5050	Assembly – Tube	1
34	58-5030	Assembly – Tube	1
35	58-4980	Assembly – Tube	1
36	60-3340	Assembly – Hose	1
37	63-4710	Assembly – Tube	1
38	58-7740	Assembly – Tube	1
39	58-5760	Assembly – Hose	1
41	60-1250	Assembly – Hose	2

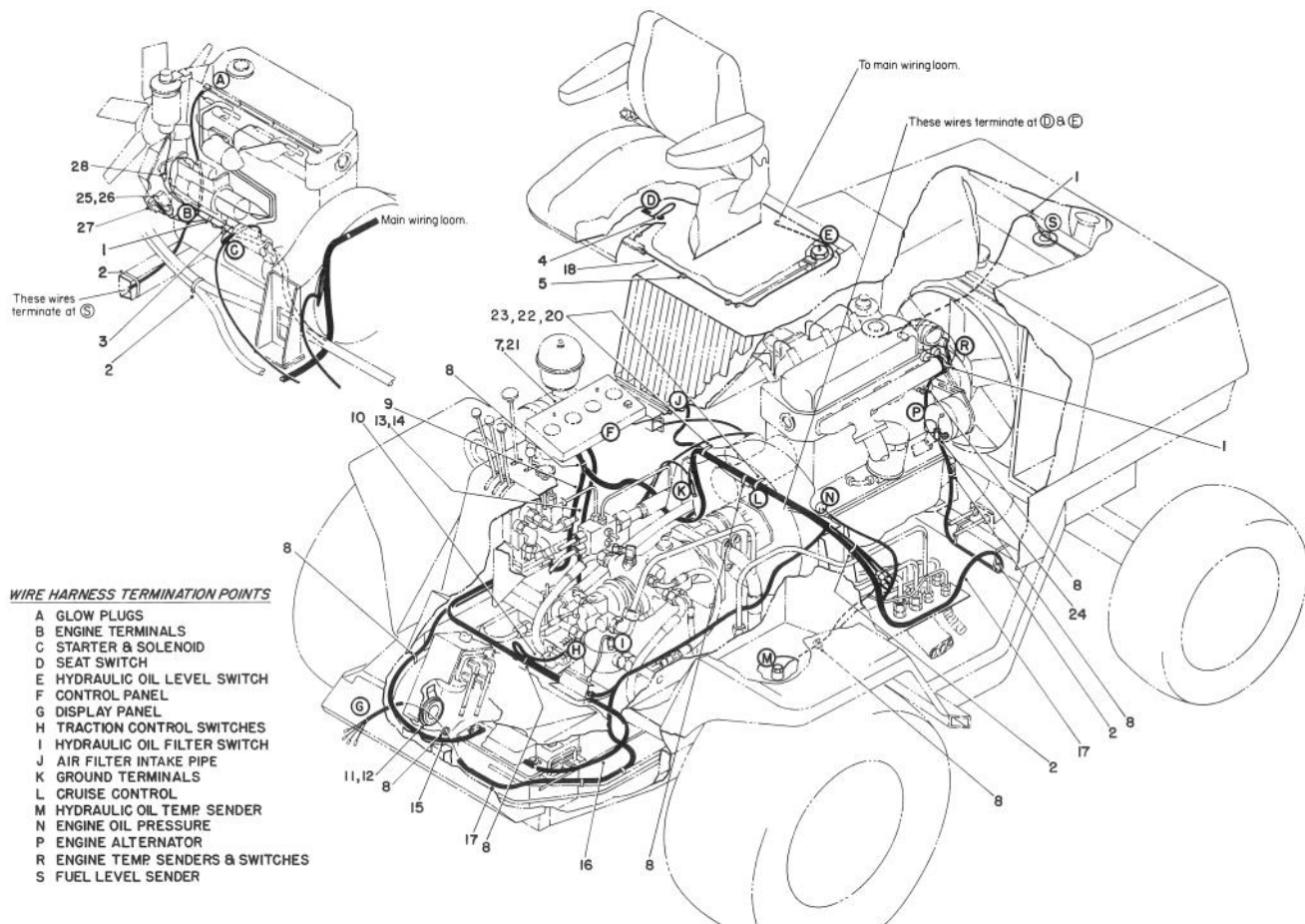


T-1221B

ELECTRICAL SCHEMATIC

Ref. No.	Part No.	Description	No. Used
1	82-9230	Harness - Wire, Ind. Lamp	2
2	82-9820	Harness - Wire, Lgt. Cluster	1
3	82-9780	Harness - Wire, Interlock	1
4	82-5940	Wire - Jumper	1
5	82-9730	Wire - Jumper	2

Ref. No.	Part No.	Description	No. Used
6	82-5930	Wire - Jumper	1
7	82-9740	Wire - Jumper, Gauges	1
8	82-9770	Harness - Wire, Glow Plugs	1
9	86-5990	Harness - Hyd. Filter	1



WIRE HARNESS TERMINATION POINTS

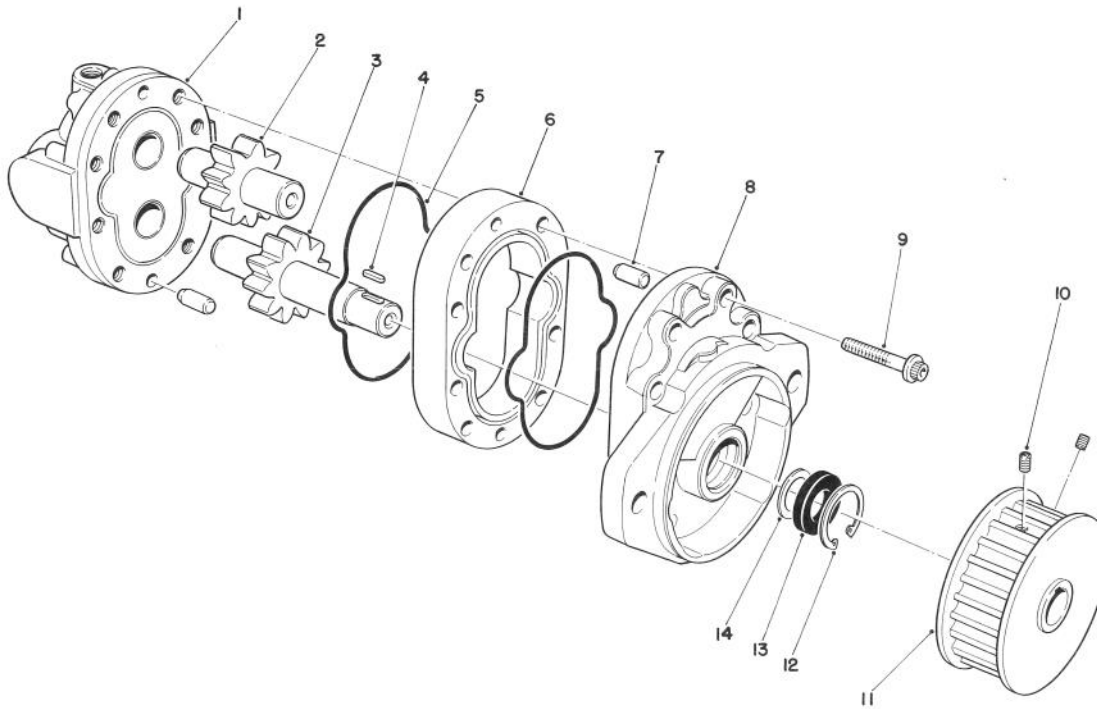
- A GLOW PLUGS
- B ENGINE TERMINALS
- C STARTER & SOLENOID
- D SEAT SWITCH
- E HYDRAULIC OIL LEVEL SWITCH
- F CONTROL PANEL
- G DISPLAY PANEL
- H TRACTION CONTROL SWITCHES
- I HYDRAULIC OIL FILTER SWITCH
- J AIR FILTER INTAKE PIPE
- K GROUND TERMINALS
- L CRUISE CONTROL
- M HYDRAULIC OIL TEMP SENDER
- N ENGINE OIL PRESSURE
- P ENGINE ALTERNATOR
- R ENGINE TEMP SENDERS & SWITCHES
- S FUEL LEVEL SENDER

T-0173

ELECTRICAL SYSTEM DIAGRAM

Ref. No.	Part No.	Description	No. Used
1	3290-378	Tie - Cable	7
2	250-1	Tie - Cable	4
3	2412-109	Clip	1
4	237-100	Grommet	1
5	60-0930	Clip	3
7	82-9760	Harness - Wiring, Gauges	1
8	3290-378	Tie - Cable	12
9	82-9790	Harness - Wiring, Valve	1
10	82-9810	Harness - Wiring, Traction Control Switches	1
11	48-4590	Horn - Disc	1
12	82-9940	Harness - Wire, Horn	1
13	75-6700	Sensor - Magnetic	1
14	82-9800	Harness - Wire, Speedometer	1

Ref. No.	Part No.	Description	No. Used
15	58-3850	Cable - Neg. Battery	1
16	58-3840	Cable - Pos. Battery	1
17	82-9830	Harness - Wiring, Main	1
18	82-9750	Assy. - Jumper, Seat	1
20	63-4790	Clip	2
21	2412-131	Clamp-R	3
22	48-8000	Washer - Lock	2
23	48-7880	Nut - Hex.	2
24	86-6450	Diode	1
25	2412-74	Clamp-R	1
26	37-2690	Capacitor	1
27	38-2860	Resistor - 5 Ohm	1
28	58-6860	Connector	1



T-0174

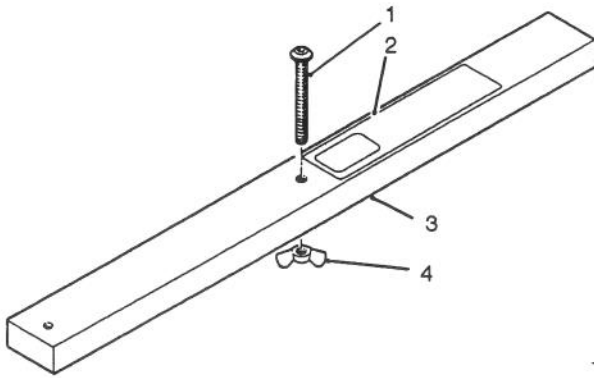
REEL MOTOR ASSEMBLY NO. 66-5700

Ref. No.	Part No.	Description	No. Used	Ref. No.	Part No.	Description	No. Used
1	66-5720	Assy. - Housing/Bushings	1	10	3246-17	Screw - Set	2
2	66-5750	Gear - Idler	1	11	47-7150	Pulley - Drive	1
3	66-5760	Gear - Drive	1	12	59-8320	Ring - Retaining	1
4	47-2380	Key	1	13	66-5710	Seal - Shaft	1
5	59-8420	O-Ring	2	14	60-5890	Washer - Backup	1
6	66-5740	Body	1	*	66-5700	Assembly - Reel Motor (Incl. Ref. #1-9, 12-14)	1
7	42-2010	Pin - Dowel	2	*	66-5690	Kit - Seal Repair (Incl. Ref. #5, 12-14)	1
8	66-5730	Assy. - Plate & Bushings (Front)	1				
9	66-5770	Screw - Cap Soc. Hd.	8				

*Not Illustrated

SPECIAL TOOLS

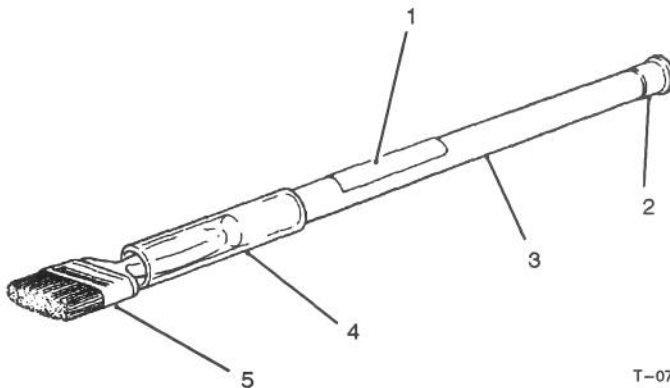
GAUGE BAR ASSEMBLY NO. 59-7900



T-0191

Ref. No.	Part No.	Description	No. Used
1	32122-54	Screw - Mach. Slot. Hd.	1
2	59-7930	Decal	1
3	59-7940	Bar	1
4	32102-3	Nut - Wing	1

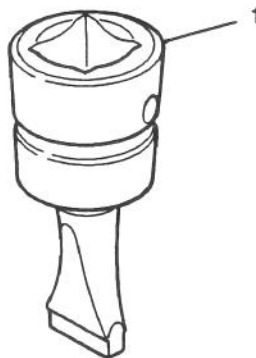
BACKLAPPING BRUSH ASSEMBLY NO. *TOR299100



T-0731

Ref. No.	Part No.	Description	No. Used
1	12-9140	Decal	1
2	2410-18	Plug	1
3	29-9080	Handle	1
4	29-9090	Hose - Handle	1
5	36-4310	Brush	1

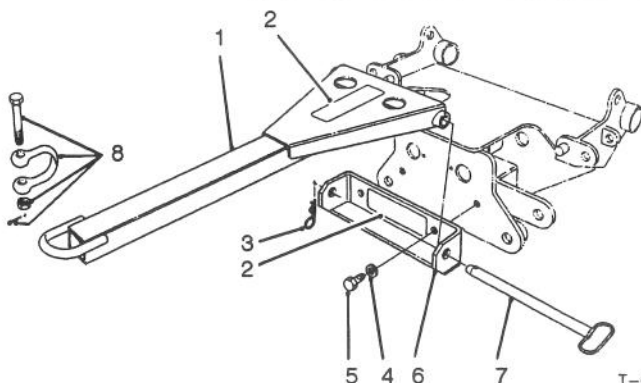
BEDKNIFE SCREW TOOL NO. *TOR510880



T-0729

Ref. No.	Part No.	Description	No. Used
1	51-0880	Tool - Bedknife Screw	1

TOW BAR ASSEMBLY NO. 58-7020



T-0190

Ref. No.	Part No.	Description	No. Used
1	12-7559	Toe Bar (Incl. Ref. #2)	1
2	59-7100	Decal - Instruction	2
3	60-4150	Pin - Retaining	1
4	48-8070	Washer - Lock	2
5	48-7830	Screw - Cap Hex. Hd.	2
6	12-7589	Toe Bar Bracket Assy. (Incl. Ref. #2)	1
7	60-4120	Pin - Toe Bar	1
8	60-4480	Shackle Assembly	1

*Obtain these items directly from OTC 2013 4th St. Owatonna, MN. 55060 1-800-533-0492
(in Minnesota and Canada 1-507-455-7050) Fax. 507-455-7011.

TORO PART NUMBER INDEX

Part No.	Description	Pg. No.	Ref. No.	Qty.	Part No.	Description	Pg. No.	Ref. No.	Qty.
3-2858	Disc - Friction	1	9	1	48-6260	Coupling - Spring Center	35	16	1
3-7877	Grip	2	49	1	48-6640	Bushing - Flange	25	13	2
12-7559	Toe Bar	67	1	1	48-6640	Bushing - Flange	33	33	2
12-7589	Toe Bar Bracket Assy.	67	6	1	48-6660	Washer - Thrust	33	34	2
12-9140	Decal	67	1	1	48-6780	Spring	23	5	2
13-6329	Assembly - Strap w/Foam	22	16	2	48-6790	Bushing - Flanged	1	6	4
13-6339	Assembly - Strap w/Foam	22	19	4	48-6900	Screw - Hex Hd.	23	32	6
23-1840	Bushing	30	5	2	48-6900	Screw - Self Tapping	18	9	9
23-7270	Nut - Lug	33	13	10	48-6900	Screw - Self-Tap	7	22	4
25-8640	Screw	9	8	1	48-6900	Screw - Self-Tapping	7	45	2
25-9090	Swivel	9	9	1	48-6940	Spring	9	28	1
26-4840	Spacer	16	32	4	48-6940	Spring	2	39	1
27-2360	Switch - Key	8	18	1	48-7080	Cap	23	19	3
27-7110	Assembly - Element	15	8	1	48-7100	Dampener	1	19	1
27-7120	Nut	15	3	1	48-7120	Element - Suction	7	50	1
27-7130	Assembly - Clamp	15	4	1	48-7430	Assembly - Pre-Cleaner	15	*	1
27-7140	Baffle	15	2	1	48-7430	Assy. - Filter, Pre-Cleaner	7	1	1
27-7150	Assembly - Cup	15	1	1	48-7570	Bolt	35	10	2
27-7170	Assembly - Band	15	7	2	48-7610	Screw - Cap Hex. Hd.	4	17	2
27-7220	Soap - Air Cleaner	15	*	1	48-7620	Bolt	7	12	14
29-1060	Bracket	30	29	2	48-7620	Bolt	10	47	2
29-1070	Assembly - Lever	30	34	2	48-7620	Bolt - Flange, Hex. Hd.	3	7	3
29-1080	Pad	30	39	4	48-7630	Screw	18	38	1
29-6163	Switch	1	26	2	48-7640	Screw - Cap Hex. Hd.	58	4	4
29-9080	Handle	67	3	1	48-7640	Screw - Cap Hex. Hd.	60	37	5
29-9090	Hose - Handle	67	4	1	48-7680	Bolt - H.H.	62	43	1
33-1260	Assembly - Cover	15	12	1	48-7680	Screw - Cap Hex Hd.	23	36	1
33-1270	Bowl	15	11	1	48-7690	Screw - Cap Hex. Hd.	58	21	1
33-3720	Washer	31	16	1	48-7700	Bolt	9	1	2
33-4970	Assembly - Check Valve	55	8	2	48-7700	Bolt	28	19	4
33-4990	Poppet	55	42	1	48-7730	Screw - Cap Hex. Hd.	22	22	4
36-4310	Brush	67	5	1	48-7730	Screw - Cap Hex. Hd.	16	33	4
37-2690	Capacitor	65	26	1	48-7740	Bolt	1	18	3
37-7600	Rectifier	5	8	4	48-7780	Bolt	35	6	6
38-2860	Resistor - 5 Ohm	65	27	1	48-7780	Bolt	28	11	2
39-2080	Assembly - Valve, Tow	55	4	1	48-7830	Bolt	35	4	8
39-2130	Retainer - Spring	55	44	1	48-7830	Screw - Cap Hex. Hd.	67	5	2
39-2140	Spring	55	43	2	48-7880	Nut	50	12	1
42-1220	O-Ring	12	7	1	48-7880	Nut - Hex.	65	23	2
42-2010	Pin - Dowel	66	7	2	48-7880	Nut - Hex.	9	34	2
42-2720	Seal - Shaft	55	16	1	48-7890	Nut	7	44	10
42-3120	O-Ring	54	16	2	48-7890	Nut - Hex	58	49	1
42-3140	Screw - Cap Hex. Hd.	54	11	8	48-7890	Nut - Hex.	9	5	1
43-4000	Breaker - Circuit, 40 amp.	8	25	1	48-7890	Nut - Hex.	18	41	1
43-4001	Breaker - Circuit, 10 amp.	8	20	1	48-7890	Nut - Hex.	11	51	1
43-5930	Washer - Lock	58	5	5	48-7930	Nut	20	18	4
43-5930	Washer - Lock	9	6	1	48-7930	Nut - Hex.	1	7	7
43-5930	Washer - Lock	7	13	22	48-7930	Nut - Hex.	28	9	2
43-5930	Washer - Lock	60	17	6	48-7930	Nut - Hex.	35	13	3
43-5930	Washer - Lock	4	18	2	48-7930	Nut - Hex.	1	15	3
43-5930	Washer - Lock	18	40	1	48-7930	Nut - Hex.	9	16	4
43-5930	Washer - Lock	10	46	4	48-7930	Nut - Hex.	16	27	10
43-6280	Button - Push	5	3	2	48-7930	Nut - Hex.	7	36	4
43-6280	Button - Push	8	10	2	48-7960	Nut - Hex.	35	9	2
43-6290	Switch	5	11	2	48-8000	Washer - Lock	65	22	2
43-6420	Bezel	8	12	2	48-8000	Washer - Lock	9	35	2
43-6420	Bezel - Locking	5	4	2	48-8000	Washer - Spring	50	11	1
47-2380	Key	66	4	1	48-8010	Washer	58	6	3
47-2550	Grip - Handle	20	9	2	48-8010	Washer	4	16	2
47-6990	Nut - Hex.	4	2	1	48-8010	Washer	10	17	4
47-7010	Bushing	24	5	2	48-8010	Washer	60	18	2
47-7030	Bushing - Rubber	1	13	1	48-8010	Washer	7	24	8
47-7150	Pulley - Drive	66	11	1	48-8010	Washer	23	33	2
48-3250	Mount - Rubber	35	1	4	48-8020	Washer - Lock	58	22	1
48-3280	Bumper	28	16	2	48-8030	Washer	20	17	6
48-3380	Leg - Support	35	5	2	48-8030	Washer	9	19	6
48-4220	Assembly - Air Filter	15	*	1	48-8030	Washer	16	29	6
48-4220	Assembly - Air Filter	7	39	1	48-8030	Washer	7	34	4
48-4480	Strap - Tie	58	41	3	48-8030	Washer	2	43	6
48-4590	Horn	4	15	1	48-8030	Washer	18	55	6
48-4590	Horn - Disc	65	11	1	48-8070	Washer - Lock	35	3	12
48-6020	Clamp - Hose	20	10	4	48-8070	Washer - Lock	67	4	2

*Not Illustrated

TORO PART NUMBER INDEX (Cont.)

3315-644

Part No.	Description	Pg. No.	Ref. No.	Qty.	Part No.	Description	Pg. No.	Ref. No.	Qty.
48-8540	Lever	23	28	2	51-5240	Seal - O-Ring	42	10	2
48-8830	Pin - Roll	23	26	1	51-5250	Pipe - Oil	42	9	1
48-8850	Washer - Bevel	23	27	3	51-5260	Ring - Snap	42	11	4
48-9460	Bolt	35	11	1	51-5270	Washer	42	12	4
48-9460	Bolt	18	53	6	51-5280	Cap	42	33	8
48-9470	Bolt	35	2	7	51-5290	Keeper - Valve	42	32	16
48-9470	Bolt	27	4	2	51-5310	Seal - Valve Stem	42	41	8
48-9470	Bolt	23	9	2	51-5320	Spring - Valve	42	17	8
48-9470	Screw - Cap Hex. Hd.	16	20	2	51-5330	Valve - Exhaust	42	19	4
48-9480	Bolt	35	23	1	51-5340	Valve - Inlet	42	18	4
48-9490	Bolt	27	11	1	51-5350	Cap - Oil Fill	41	6	1
48-9510	Nut - Hex.	1	14	1	51-5360	Nut - Cap	41	7	4
48-9520	Nut - Lock	27	8	2	51-5370	Gasket	41	8	4
48-9530	Nut - Hex.	28	10	2	51-5380	Assembly - Rocker Cover	41	9	1
48-9540	Nut	27	30	1	51-5390	Washer - Sealing	41	15	1
48-9570	Washer - Lock	9	2	2	51-5400	Connector	41	16	1
48-9570	Washer - Lock	1	8	15	51-5410	Cover	41	5	1
48-9570	Washer - Lock	28	8	6	51-5420	Gasket - Rocker Cover	41	11	1
48-9570	Washer - Lock	35	12	2	51-5430	Pushrod	42	40	8
48-9570	Washer - Lock	20	19	4	51-5450	Camshaft	37	7	1
48-9570	Washer - Lock	22	21	4	51-5450	Camshaft	42	35	1
48-9570	Washer - Lock	16	28	10	51-5460	Key - Woodruff	40	1	2
48-9570	Washer - Lock	23	35	1	51-5460	Key - Woodruff	37	5	1
48-9570	Washer - Lock	7	35	4	51-5460	Key - Woodruff	42	38	1
48-9570	Washer - Lock	62	42	1	51-5470	Plate - Thrust	37	4	1
48-9570	Washer - Lock	18	54	6	51-5470	Plate - Thrust	42	36	1
48-9580	Washer	16	5	2	51-5500	Bushing - Camshaft No. 1	36	2	1
48-9580	Washer	28	12	2	51-5510	Bushing - Camshaft No. 2	36	3	1
48-9580	Washer	10	25	4	51-5520	Bushing - Camshaft No. 3	36	4	1
48-9580	Washer	35	26	1	51-5530	Cap - Sealing	36	6	2
48-9580	Washer	27	35	2	51-5530	Cap - Sealing	41	12	6
48-9580	Washer	19	71	1	51-5540	Pin - Dowel, Gear Case	36	7	2
48-9590	Washer - Lock	35	7	16	51-5550	Sleeve - Cylinder Std.	36	14	4
48-9590	Washer - Lock	16	21	2	51-5560	Pipe - Oil	36	15	1
48-9590	Washer - Lock	29	50	2	51-5580	Hanger	36	9	2
48-9600	Washer	27	29	1	51-5590	Cap - Sealing	36	21	3
49-0130	Fan	39	4	1	51-5600	Cap - Sealing	36	11	3
49-0170	Kit - Seal	6	*	1	51-5610	Pin - Dowel	36	20	8
49-2280	Decal - Diesel Fuel	19	83	1	51-5640	Assembly - Idler Gear Shaft	36	33	1
49-2500	Element - Filter	43	5	1	51-5650	Pin - Spring	36	34	1
49-2520	Belt	50	17	1	51-5660	Plug - Expansion	36	22	1
49-2640	Seal - Shaft	54	12	1	51-5670	Cap - Sealing	36	12	2
49-2660	Assembly - Plate, Front	54	15	1	51-5690	Cap	36	8	1
49-2670	Plate - Wear	54	20	1	51-5730	Gasket	36	1	1
49-2680	O-Ring - Molded	54	17	1	51-5770	Bearing Set - Main	37	18	1
49-2690	Gasket - Backup	54	19	1	51-5770	Bearing Set Std.	36	30	1
49-2700	Seal - Bearing	54	18	1	51-5820	Gasket	38	22	1
51-0880	Tool - Bedknife Screw	67	1	1	51-5840	Washer - Sealing	38	29	1
51-2060	Washer	24	12	2	51-5850	Cover	38	27	1
51-2060	Washer	23	23	8	51-5860	Gasket	38	26	1
51-2070	Nut	23	21	3	51-5870	Seal	38	25	1
51-4910	Bolt	39	36	2	51-5900	Case - Seal, Oil	40	14	1
51-4920	Bolt	39	37	1	51-5910	O-Ring	40	15	1
51-4930	Bolt	39	38	1	51-5940	Housing - Flywheel	40	21	1
51-4940	Cap - Sealing	41	13	10	51-5950	Stud	50	22	2
51-4970	Insert - Valve Seat, Exhaust	41	27	4	51-5970	Nut	50	15	2
51-4980	Insert - Valve Seat, Inlet	41	28	4	51-6010	Cover	40	7	1
51-5030	Bolt - Cylinder Head	41	2	5	51-6020	Gasket	40	8	1
51-5040	Bolt - Cylinder Head	41	3	10	51-6030	Plug	40	23	1
51-5050	Connector - Fitting	41	4	1	51-6100	Gasket - Housing, Flywheel	40	22	1
51-5080	Assembly - Rocker Shaft	42	7	2	51-6160	Piston Ring Set Std.	41	17	1
51-5090	Plug - Expansion	42	6	2	51-6160	Ring Set - Piston	37	17	4
51-5100	Spring - Rocker Shaft	42	8	2	51-6180	Pin - Piston	37	15	4
51-5110	Assembly - Rocker	42	16	4	51-6180	Pin - Piston	41	22	4
51-5120	Bushing - Rocker	42	13	8	51-6190	Ring - Snap	37	14	8
51-5130	Screw - Adjusting	42	1	8	51-6190	Ring - Snap	41	18	8
51-5150	Bracket - Rocker Shaft	42	15	4	51-6200	Assembly - Connecting Rod	41	20	4
51-5160	Washer	38	5	2	51-6200	Assembly - Connecting Rod	37	13	4
51-5160	Washer - Flat	42	34	9	51-6210	Bushing	41	23	4
51-5190	Bolt	42	5	4	51-6220	Bolt	41	21	8
51-5200	Assembly - Rocker	42	14	4	51-6230	Nut	41	26	8
51-5210	Nut - Jam	42	2	8	51-6240	Bearing - Connecting Rod	37	12	8

*Not Illustrated

TORO PART NUMBER INDEX (Cont.)

Part No.	Description	Pg. Ref.		Part No.	Description	Pg. Ref.			
		No.	Qty.			No.	Qty.		
51-6240	Bearing - Connecting Rod	41	24	8	51-7250	Washer - Spring	40	6	2
51-6270	Washer	40	3	1	51-7250	Washer - Spring	50	6	1
51-6300	Pin - Dowel	40	20	2	51-7250	Washer - Spring	43	13	19
51-6310	Pulley - Crankshaft	40	4	1	51-7250	Washer - Spring	46	33	3
51-6320	Plate - Baffle	40	28	1	51-7270	Plate - Washer	39	3	1
51-6330	Plate - Thrust	40	27	1	51-7400	Washer - Spring	40	11	8
51-6340	Assembly - Flywheel	40	18	1	51-7400	Washer - Spring	45	24	2
51-6350	Gear - Ring	40	19	1	51-7400	Washer - Spring	42	28	4
51-6360	Washer - Lock	40	17	2	51-7490	Shim - 1.0mm	45	12	A/R
51-6370	Bolt - Seal	40	16	4	51-7590	Motor - Starter	50	16	1
51-6390	Washer	38	20	1	51-7600	Screw - Set	51	4	1
51-6390	Washer - Spring	50	2	4	51-7610	Packing	51	5	2
51-6390	Washer - Spring	40	9	7	51-7620	Assembly - Cover, Front	51	6	1
51-6390	Washer - Spring	39	35	4	51-7630	Seal - Oil	51	24	1
51-6400	Plate - Thrust	38	19	1	51-7640	Assembly - Lever	51	7	1
51-6410	Gear - Camshaft	37	1	1	51-7650	Assembly - Spring	51	8	1
51-6410	Gear - Camshaft	38	8	1	51-7660	Assembly - Bracket, Center	51	9	1
51-6450	Gear - Crankshaft	38	17	1	51-7670	Solenoid	51	10	1
51-6480	Cover	36	18	1	51-7680	Assembly - Armature	51	12	1
51-6490	Gasket	36	19	1	51-7690	Bearing	51	11	1
51-6500	Gasket - Intake Manifold	44	9	2	51-7700	Bearing	51	13	1
51-6540	Manifold - Inlet	44	13	1	51-7710	Bolt Set	51	14	1
51-6550	Gasket	7	18	1	51-7720	Assembly - Shaft, Clutch	51	*	1
51-6550	Gasket - Intake Pipe	44	12	1	51-7730	Assembly - Gear, Pinion	51	2	1
51-6600	Clamp	44	6	2	51-7740	Assembly - Ring, Retaining	51	1	1
51-6620	Manifold - Exhaust	44	4	1	51-7750	Assembly - Gear	51	*	1
51-6630	Gasket - Exhaust Pipe	44	3	1	51-7760	Assembly - Shaft	51	23	1
51-6660	Gasket - Exhaust Manifold	44	5	1	51-7770	Gear - Pinion	51	22	1
51-6670	Assembly - Oil Pump	42	22	1	51-7780	Cover Set	51	21	1
51-6680	Gear - Pump Drive	42	20	1	51-7790	Packing	51	20	2
51-6690	Pin	42	21	1	51-7800	Assembly - Yoke	51	19	1
51-6700	Assembly - Oil Pump Rotor	42	*	1	51-7810	Assembly - Brush Holder	51	17	1
51-6720	Cover - Oil Pump Case	42	26	1	51-7820	Spring - Brush	51	18	4
51-6750	Strainer - Oil	42	30	1	51-7830	Cover - Rear	51	16	1
51-6760	Gasket	42	27	1	51-7840	Ring - Rubber	51	15	2
51-6800	Assembly - Oil Filter	43	4	1	51-7850	Assembly - Nut	52	1	1
51-6820	Washer - Gasket	43	7	1	51-7870	Screw - Set	52	4	1
51-6830	Assembly - Relief Valve	43	8	1	51-7890	Screw - Set	52	5	1
51-6870	Gasket	43	6	1	51-7910	Assembly - Rotor	52	10	1
51-6880	Bolt - Joint	43	1	2	51-7930	Stator	52	18	1
51-6890	Gasket	43	2	4	51-7950	Assembly - Terminal	52	17	1
51-6890	Gasket	41	32	1	51-7960	Assembly - Regulator	52	16	1
51-6900	Pipe - Oil	43	3	1	51-7970	Brush	52	15	2
51-6910	Nut - Jam	39	5	1	51-7980	Spring - Return	52	14	2
51-6920	Washer - Spring	39	6	1	51-8090	Sleeve - Cylinder O.S.	36		4
51-6930	Spacer - Water Pump	39	8	2	51-8100	Bearing Set 0.25mm U.S.	36	*	1
51-6940	Ring - Retaining	39	9	1	51-8110	Bearing Set 0.50mm U.S.	36	*	1
51-6950	Bearing - Ball	39	10	1	51-8120	Bearing Set 0.75mm U.S.	36	*	1
51-6960	Key - Woodruff	39	11	1	51-8130	Piston Ring Set 0.5. 0.25mm	41	*	1
51-6980	Bearing - Ball	39	13	1	51-8140	Piston Ring Set 0.5. 0.50mm	41	*	1
51-7010	Gasket	39	16	1	51-8150	Piston Ring Set 0.5. 0.75mm	41	*	1
51-7020	Fitting - Grease	39	15	1	51-8190	Bearing - Connecting Rod	41	*	8
51-7030	Seal Unit	39	18	1	51-8200	Bearing - Connecting Rod	41	*	8
51-7050	Cover	39	20	1	51-8210	Bearing - Connecting Rod	41	*	8
51-7080	Gasket	39	34	1	51-8240	Assembly - Water Pump	39	14	1
51-7130	Pulley - Water Pump	39	7	1	51-8260	Switch - Indicator,	36	13	1
51-7160	Assembly - Elbow	39	26	1	51-8270	Washer - Sealing	36	23	1
51-7170	Pipe	44	8	1	51-8280	Bolt	36	24	1
51-7170	Pipe	39	30	1	51-8310	Bolt	38	12	1
51-7190	Hose - By-Pass	39	32	1	51-8390	Shim - 1.05mm	45	*	A/R
51-7190	Hose - Rubber	44	7	1	51-8400	Shim - 1.10mm	45	*	A/R
51-7200	Clamp - Hose	39	31	2	51-8410	Shim - 1.15mm	45	*	A/R
51-7210	Gasket	39	25	2	51-8420	Shim - 1.20mm	45	*	A/R
51-7220	Gasket	39	24	1	51-8430	Shim - 1.25mm	45	*	A/R
51-7230	Thermostat	39	23	1	51-8440	Shim - 1.30mm	45	*	A/R
51-7250	Washer	45	3	2	51-8450	Shim - 1.35mm	45	*	A/R
51-7250	Washer	36	5	5	51-8460	Shim - 1.40mm	45	*	A/R
51-7250	Washer - Lock	37	3	3	51-8470	Shim - 1.45mm	45	*	A/R
51-7250	Washer - Spring	38	2	17	51-8480	Shim - 1.50mm	45	*	A/R
51-7250	Washer - Spring	39	2	10	51-8490	Shim - 1.55mm	45	*	A/R
51-7250	Washer - Spring	44	2	12	51-8500	Shim - 1.60mm	45	*	A/R
51-7250	Washer - Spring	42	3	11	51-8510	Shim - 1.65mm	45	*	A/R

*Not Illustrated

TORO PART NUMBER INDEX (Cont.)

3315-644

Part No.	Description	Pg. Ref. No. No. Qty.	Part No.	Description	Pg. Ref. No. No. Qty.
51-8520	Shim - 1.70mm	45 * A/R	58-3780	Spacer	30 28 8
51-8530	Shim - 1.75mm	45 *12 A/R	58-3800	Lever	23 20 1
51-8540	Shim - 1.80mm	45 * A/R	58-3810	Pin - Clevis	11 49 3
51-8550	Shim - 1.85mm	45 * A/R	58-3830	Pin - Clevis	10 16 5
51-8560	Shim - 1.90mm	45 * A/R	58-3840	Cable - Pos. Battery	65 16 1
51-8570	Shim - 1.95mm	45 * A/R	58-3850	Cable - Neg. Battery	65 15 1
51-8580	Plate - Adjusting	50 4 1	58-3880	Clamp	58 9 3
51-8590	Washer - Flat	50 5 1	58-3880	Clamp - Tube	60 15 5
51-8600	Bracket - Alternator	50 8 1	58-3910	Pin - Hinge	18 25 2
51-8610	Washer - Spring	50 18 2	58-3930	Bushing - Flange	19 58 2
51-8620	Bolt	50 19 1	58-3940	Tube - Spacer	19 59 2
51-8630	Bolt	50 20 1	58-4230	Grill - Front	19 75 1
51-8640	Bolt	50 1 2	58-4250	Latch - Magnetic	19 74 2
51-8650	Plate - Connection	50 9 1	58-4310	Ring	1 21 2
51-8660	Plug - Glow	50 13 4	58-4380	Pin - Pivot	27 15 2
52-6180	Washer	27 6 A/R	58-4380	Pin - Pivot	28 26 3
52-6430	Washer	9 36 2	58-4450	Lever	10 18 1
52-6430	Washer	11 54 10	58-4460	Clevis	10 20 1
52-9230	Ring - Retaining	6 2 1	58-4710	Assembly - Tube	58 48 1
52-9240	Bushing - Seal Gland	6 3 1	58-4710	Assembly - Tube	59 48 1
52-9250	Kit - Bearing, Needle	6 * 1	58-4720	Assembly - Tube	58 15 1
52-9260	Screw - Set	6 28 1	58-4720	Assembly - Tube	59 15 1
52-9270	Seat - Check Ball	6 26 1	58-4750	Assembly - Tube	60 5 1
52-9280	Ball - Check	6 24 1	58-4750	Assembly - Tube	61 5 1
52-9290	Retainer - Ball, Check	6 23 1	58-4760	Assembly - Tube	60 31 1
53-5940	Bolt	28 44 1	58-4760	Assembly - Tube	61 31 1
53-6070	Brake - Parking	9 3 1	58-4770	Assembly - Tube	60 6 1
55-4330	Arm Rest - L.H.	17 14 1	58-4770	Assembly - Tube	61 6 1
55-4331	Arm Rest - R.H.	17 * 1	58-4780	Assembly - Tube	60 9 1
56-3850	Screw - Mach. Hex. Hd.	17 13 4	58-4780	Assembly - Tube	61 9 1
56-3880	Washer	17 31 2	58-4790	Assembly - Tube	58 25 1
56-3890	Nut	17 30 1	58-4790	Assembly - Tube	59 25 1
56-3940	Washer	17 40 1	58-4820	Assembly - Tube	60 21 1
56-4140	Grip - Handle	17 6 1	58-4820	Assembly - Tube	61 21 1
56-4170	Clevis - Threaded	17 29 1	58-4850	Assembly - Tube	60 20 1
58-0070	Disc - Brake	30 9 1	58-4850	Assembly - Tube	61 20 1
58-0110	Bracket	30 32 2	58-4860	Assembly - Tube	58 27 1
58-0400	Shroud - Front	2 45 1	58-4860	Assembly - Tube	59 27 1
58-0500	Cover	4 19 1	58-4870	Assembly - Tube	60 34 1
58-0660	Foot - Front	35 8 1	58-4870	Assembly - Tube	61 34 1
58-0800	Lever - Neutral Lock	2 36 1	58-4880	Assembly - Tube	60 32 1
58-0980	Fender - L.H.	7 25 1	58-4880	Assembly - Tube	61 32 1
58-0990	Fender - R.H.	7 38 1	58-4950	Assembly - Tube	62 31 1
58-1480	Pin - Cotter	10 22 8	58-4950	Assembly - Tube	63 31 1
58-1510	Shaft	10 34 1	58-4960	Assembly - Tube	62 8 1
58-1520	Pin - Pivot	10 6 1	58-4960	Assembly - Tube	63 8 1
58-1530	Coupling	11 53 1	58-4970	Assembly - Tube	62 9 1
58-1540	Spacer	11 59 4	58-4970	Assembly - Tube	63 9 1
58-1560	Link	11 50 6	58-4980	Assembly - Tube	62 35 1
58-1570	Link	10 21 2	58-4980	Assembly - Tube	63 35 1
58-1580	Assembly - Frame, Seat	16 30 1	58-4990	Assembly - Tube	63 29 1
58-1640	Pin - Seat Pivot	16 25 1	58-4990	Assembly - Tube	62 29 1
58-1650	Rod - Seat	16 9 1	58-5000	Assembly - Tube	62 13 1
58-1750	Panel - Access	7 37 1	58-5000	Assembly - Tube	63 13 1
58-1910	Assembly - Console, Center	7 7 1	58-5020	Assembly - Tube	62 14 1
58-1970	Plate - Hinge, L.H.	18 56 1	58-5020	Assembly - Tube	63 14 1
58-1980	Plate - Hinge, R.H.	18 * 1	58-5030	Assembly - Tube	62 34 1
58-2040	Indicator - Glow Plug	8 17 1	58-5030	Assembly - Tube	63 34 1
58-2110	Housing - Thermostat	39 29 1	58-5040	Assembly - Tube	63 15 1
58-2150	Manifold	10 40 1	58-5040	Assembly - Tube	62 15 1
58-2170	Bar	9 17 1	58-5050	Assembly - Tube	62 33 1
58-2270	Assembly - Rod	9 24 1	58-5050	Assembly - Tube	63 33 1
58-2300	Link - Brake	30 37 4	58-5060	Assembly - Tube	62 12 1
58-2720	Pin - Cylinder Mount	24 14 2	58-5060	Assembly - Tube	63 12 1
58-2720	Pin - Pivot	28 40 3	58-5070	Assembly - Tube	62 30 1
58-2740	Stud	18 35 2	58-5070	Assembly - Tube	63 30 1
58-2800	Bushing	23 1 4	58-5080	Assembly - Tube	60 13 1
58-2810	Rod	23 3 2	58-5080	Assembly - Tube	61 13 1
58-3070	Seal Plate - Side	7 43 2	58-5100	Washer	1 22 2
58-3570	Spring - Compression	28 46 2	58-5100	Washer	35 27
58-3590	Dowel	35 15 2	58-5330	Spacer	18 17 2
58-3620	Seal Plate - Front	7 42 1	58-5340	Spacer	18 19 2

*Not Illustrated

TORO PART NUMBER INDEX (Cont.)

Part No.	Description	Pg. Ref. No. No. Qty.	Part No.	Description	Pg. Ref. No. No. Qty.
58-5350	Spacer	18 57 2	58-6470	Washer	13 16 A/R
58-5360	Seal	7 23 1	58-6480	Washer	13 17 A/R
58-5380	Latch - Draw, Spring	18 42 2	58-6490	Washer	13 18 A/R
58-5420	Cap - Radiator 13 PS	20 4 1	58-6510	Foot Pad - R.H.	3 2 1
58-5430	Motor - Wheel	30 12 2	58-6520	Decal - Grease	23 16 3
58-5460	Valve - Shut-Off	28 2 2	58-6520	Decal - Grease	24 21 1
58-5460	Valve - Shutoff	25 5 1	58-6530	Decal - Hydraulic Oil	16 23 1
58-5490	Valve - Flow Control	11 56 1	58-6540	Decal - Operator Warning	7 32 1
58-5491	Valve - Flow Control	11 56 1	58-6560	Panel - Side, Control	9 30 1
58-5500	Assembly - Tandem Pump	53 * 1	58-6580	Fitting	7 11 5
58-5520	Valve	10 28 1	58-6620	Foot Pad - L.H.	3 8 1
58-5530	Hub - Drive	30 21 2	58-6630	Foot Pad - Center	3 5 1
58-5540	Cooler - Hyd. Oil	20 7 1	58-6670	Assembly - Hose	60 27 1
58-5570	Tire (Used on Model 03701)	33 12 2	58-6670	Assembly - Hose	61 27 1
58-5590	Rim (Used on Model 03701)	33 14 2	58-6680	Panel - Test Ports	7 6 1
58-5600	Tire (Model 03701)	30 * 2	58-6700	Washer	13 24 3
58-5610	Rim	30 24 2	58-6710	Assembly - Plug	13 6 3
58-5620	Tube - Inner	30 25 2	58-6720	O-Ring	13 7 3
58-5650	Pump - Gear	53 28 1	58-6730	Spring	13 25 3
58-5660	Pump - Piston	53 26 1	58-6750	O-Ring	13 15 1
58-5690	Assembly - Tube	58 14 2	58-6760	Spring	13 3 3
58-5690	Assembly - Tube	59 14 2	58-6770	Detent Plunger	13 4 3
58-5710	Assembly - Hose	60 11 1	58-6780	Assembly - Plug	13 1 3
58-5710	Assembly - Hose	61 11 1	58-6790	O-Ring	13 5 3
58-5720	Assembly - Hose	58 33 1	58-6800	Filler Cap Assembly	16 * 1
58-5720	Assembly - Hose	59 33 1	58-6820	Gasket	16 17 2
58-5730	Assembly - Hose	62 10 1	58-6860	Connector	65 28 1
58-5730	Assembly - Hose	63 10 1	58-6940	Decal - Coolant Only	19 82 1
58-5740	Assembly - Hose	62 27 1	58-6970	Diode	50 21 1
58-5740	Assembly - Hose	63 27 1	58-7030	Cable - Brake	9 13 1
58-5750	Assembly - Hose	62 18 1	58-7070	Spacer	18 45 2
58-5750	Assembly - Hose	63 18 1	58-7190	Spring	10 12 1
58-5760	Assembly - Hose	62 39 1	58-7270	Bar - Clamp	3 13 1
58-5760	Assembly - Hose	63 39 1	58-7290	Plate - Floor	2 40 1
58-5780	Assembly - Hose	62 16 4	58-7390	Assembly - Foot Rest	3 4 1
58-5780	Assembly - Hose	63 16 4	58-7730	Assembly - Tube	60 7 1
58-5790	Assembly - Hose	62 11 2	58-7730	Assembly - Tube	61 7 1
58-5790	Assembly - Hose	63 11 2	58-7740	Assembly - Tube	62 38 1
58-5800	Assembly - Hose	60 35 1	58-7740	Assembly - Tube	63 38 1
58-5800	Assembly - Hose	61 35 1	58-7750	Assembly - Tube	58 38 1
58-5820	Assembly - Hose	60 23 1	58-7750	Assembly - Tube	59 38 1
58-5820	Assembly - Hose	61 23 1	58-7760	Assembly - Tube	58 40 1
58-5830	Assembly - Hose	60 30 1	58-7760	Assembly - Tube	59 40 1
58-5830	Assembly - Hose	61 30 1	58-7770	Assembly - Tube	58 39 1
58-5840	Assembly - Hose	60 19 1	58-7770	Assembly - Tube	59 39 1
58-5840	Assembly - Hose	61 19 1	58-7780	Assembly - Tube	58 37 1
58-5850	Assembly - Hose	58 11 2	58-7780	Assembly - Tube	59 37 1
58-5850	Assembly - Hose	59 11 2	58-7800	Lever Pump	1 28 1
58-5850	Assembly - Hose	60 29 2	58-8100	Hose	20 22 1
58-5850	Assembly - Hose	61 29 2	58-9010	Block	1 24 1
58-5860	Assembly - Hose	58 1 2	58-9160	Plug - Drain	7 47 1
58-5860	Assembly - Hose	59 1 2	58-9210	Cam	28 42 2
58-5870	Assembly - Hose	58 34 1	58-9580	Foot Rest	1 1 1
58-5870	Assembly - Hose	59 34 1	58-9630	Sleeve - Protector	29 48 2
58-5910	Decal - Tire Pressure	23 17 2	58-9830	Plate - Seat	16 31 1
58-5940	Sight Glass	7 21 1	59-81 20	O-Ring	12 33 1
58-5960	Column - Steering	4 4 1	59-6730	Race - Bearing	6 6 2
58-6290	Assembly - Poppet	13 33 3	59-6740	Bearing - Needle, Thrust	6 7 1
58-6310	Spacer	13 26 3	59-6820	Kit - Centering Spring	6 10 1
58-6320	Wiper - Seal	13 38 3	59-6830	Kit - Pin, Centering	6 19 1
58-6330	Assembly - Seat	13 35 3	59-6860	Drive	6 14 1
58-6340	O-Ring	13 36 3	59-6870	Gerotor	6 15 1
58-6350	Assembly - Plug	13 11 3	59-6890	Cap - End	6 16 1
58-6370	Washer - Backup	13 10 6	59-6900	Screw - Cap	6 18 7
58-6370	Washer - Backup	14 15 1	59-7100	Decal - Instruction	67 2 2
58-6380	Assembly - Plug	13 30 3	59-7130	Knob	10 33 1
58-6400	Bushing	13 23 3	59-7140	Bumper	25 9 1
58-6410	Spring	13 31 3	59-7140	Bumper	29 47 2
58-6420	Assembly - Cap	13 28 3	59-7190	Sleeve - Protective	62 5 4
58-6440	Poppet	13 20 1	59-7200	Sleeve - Protective	62 32 1
58-6450	O-Ring	13 22 6	59-7220	Switch - Glow Plug	8 14 1
58-6460	Ring - Retaining	13 27 3	59-7240	Assembly - Throttle	9 4 1

*Not Illustrated

TORO PART NUMBER INDEX (Cont.)

3315-644

Part No.	Description	Pg. No.	Ref. No.	Qty.	Part No.	Description	Pg. No.	Ref. No.	Qty.
59-7260	Sleeve - Protective	62	6	2	59-8590	Seal - Shaft	57	9	1
59-7280	Foot Pad - Traction	3	1	1	59-8600	Driven Gear (Model 03700)	57	11	1
59-7290	Decal - Hyd. Fill	7	20	1	59-8610	Kit - Seal	57	*	1
59-7410	Fitting - Diagnostic	7	9	5	60-0050	Spring	16	24	1
59-7410	Fitting - Diagnostic	11	62	1	60-0060	Elbow	7	3	2
59-7580	Nut	57	1	8	60-0070	Carrier - Front	24	7	1
59-7590	Washer - Lock	57	2	8	60-0080	Bushing - Flanged	28	43	2
59-7600	Assembly - Plug	14	1	2	60-0090	Pin - #1 Lift Arm Pivot	28	17	1
59-7610	O-Ring	14	2	2	60-0090	Pin - Lift Arm, Pivot	24	17	2
59-7640	O-Ring	14	5	1	60-0100	Pin - #4 & 5 Lift Arm Pivot	28	21	2
59-7650	O-Ring	14	6	1	60-0160	Pin - Roller Rear	23	24	2
59-7670	Metering Stem	14	8	1	60-0190	Retainer	24	20	1
59-7680	Pin - Groove	14	9	1	60-0190	Retainer - #1 & 4 Pivot Pin	28	18	1
59-7690	Shim	14	10	A/R	60-0300	Rod	25	11	1
59-7700	Shim	14	11	A/R	60-0440	A-Frame	27	10	1
59-7710	Shim	14	12	A/R	60-0550	Bushing	10	23	1
59-7720	Shim	14	13	A/R	60-0600	Bracket	2	47	1
59-7740	Plug - Metering (03700)	14	16	1	60-0670	Spring - Compression	24	11	2
59-7750	Shim	14	17	A/R	60-0730	Bracket - Lock, Neutral	1	35	1
59-7760	Shim	14	18	A/R	60-0760	Clevis	2	42	1
59-7770	Spring	14	19	1	60-0790	Grommet	4	27	1
59-7780	O-Ring	26	7	2	60-0880	Prop	19	68	1
59-7780	O-Ring	14	14	1	60-0930	Clip	65	5	3
59-7780	O-Ring	12	32	1	60-0930	Clip	20	28	3
59-7810	Circlip	26	1	2	60-0930	Clip	18	51	1
59-7820	Washer	26	2	2	60-1010	Lug - Angle	35	22	1
59-7840	Spring	26	4	1	60-1050	Bracket	28	15	2
59-7850	Wiper	26	5	2	60-1110	Bushing	2	48	2
59-7860	Backup Washer	26	6	2	60-1130	Lever	1	10	1
59-7860	Washer - Backup	12	6	1	60-1240	Spring	23	6	2
59-7890	Seal Kit	26	*	1	60-1250	Assembly - Hose	58	19	1
59-7910	Grommet	10	35	1	60-1250	Assembly - Hose	59	19	1
59-7930	Decal	67	2	1	60-1250	Assembly - Hose	62	41	2
59-7940	Bar	67	3	1	60-1250	Assembly - Hose	63	41	2
59-7950	Switch - Cold Start	41	10	1	60-1270	Pin - Roll	28	39	3
59-7960	Decal - Latch	3	6	1	60-1270	Pin - Spirol	24	10	2
59-7970	Stud (Model 03700)	57	3	8	60-1280	Pin - Roll	28	27	3
59-7990	Seal - Gland	57	5	2	60-1280	Pin - Roll	27	14	2
59-8040	Spring	12	29	1	60-1340	Rod - Push, R.H.	28	45	1
59-8050	Spring - Detent	12	10	2	60-1350	Rod - Push, L.H.	28	*	1
59-8060	Plug - Detent	12	9	1	60-1360	Clamp	58	24	1
59-8070	Washer - Lock	12	23	2	60-1360	Clamp - Tube	60	36	3
59-8080	Washer - Deep	12	30	1	60-1630	Assembly - Hose	60	25	1
59-8100	Washer - Shallow	12	27	1	60-1630	Assembly - Hose	61	25	1
59-8140	O-Ring	12	3	1	60-1640	Retainer - #5 Pivot Pin	28	*	1
59-8150	Pawl - Detent	12	11	3	60-1670	Nut - Spring	23	10	2
59-8160	Plug	12	4	1	60-1740	Nut - Spring	30	36	4
59-8170	Washer - Wire	12	28	1	60-1750	Lever - R.H.	24	3	1
59-8180	Washer	12	31	1	60-1780	Lever - L.H.	24	8	1
59-8190	Wiper	12	34	1	60-1820	Shaft - Pivot	24	6	1
59-8230	Plug	12	16	1	60-1870	Assembly - Pipe	7	16	1
59-8250	Kit - Seal	12	*	1	60-1900	Assembly - Tube	58	8	1
59-8260	O-Ring	31	4	1	60-1900	Assembly - Tube	59	8	1
59-8270	Assembly - Back Plate	31	3	1	60-1980	Clamp	23	13	1
59-8280	Screw - Cap Hex. Hd.	31	2	3	60-1990	Bushing - Flange	24	4	2
59-8290	Screw - Cap Hex. Hd.	31	1	3	60-2000	Pin - Dowel	24	2	6
59-8300	Assembly - Housing	31	10	1	60-2010	Sleeve - Protective	58	10	1
59-8320	Ring - Retaining	66	12	1	60-2020	Shield - Heat	7	40	1
59-8340	Assembly - Rotating	31	8	1	60-2080	Clamp - Hose	62	25	1
59-8350	Assssembly - Camplate	31	9	1	60-2080	Clamp - Hose	23	34	1
59-8360	Shaft - Drive	31	18	1	60-2110	Pin - Roll	1	5	5
59-8370	Seal - Shaft	31	17	1	60-2110	Pin - Roll	23	25	8
59-8380	Key	31	11	1	60-2110	Pin - Spirol	10	36	2
59-8390	Kit - Seal Repair	31	*	1	60-2140	Spring	9	23	2
59-8420	O-Ring	66	5	2	60-2160	Wire - Retaining	16	3	1
59-8440	Decal - Warning	20	3	1	60-2170	Screw - Pan Hd.	8	21	2
59-8470	Retainer - Seal	57	6	2	60-2180	Fitting - Tee	60	22	1
59-8500	Drive Gear - Spline	57	10	1	60-2780	Tube - Drain	46	38	1
59-8540	Coupling	57	14	1	60-3060	Washer	48	2	8
59-8550	O-Ring	53	10	1	60-3060	Washer	47	12	1
59-8570	Seal - Shaft	57	17	1	60-3070	Valve - Pressure	48	1	1
59-8580	Ring - Retaining	57	18	1	60-3090	Banjo	48	3	4

*Not Illustrated

TORO PART NUMBER INDEX (Cont.)

Part No.	Description	Pg. Ref. No. No. Qty.	Part No.	Description	Pg. Ref. No. No. Qty.
60-3100	Valve - Pressure	48 9 1	60-5020	Clip	45 27 4
60-3110	Washer	48 10 1	60-5030	Wrap - Spiral	45 5 2
60-3120	Nut	48 7 4	60-5040	Hose - Fuel Feed	46 37 1
60-3130	Plate - Clamping	48 8 1	60-5050	Gasket	46 35 1
60-3140	Spring	48 12 1	60-5060	Washer	38 14 3
60-3140	Spring	47 15 1	60-5070	Pipe - Fuel	45 30 1
60-3150	Ring - Sealing	48 13 1	60-5090	Clamp - Lower	45 18 2
60-3150	Sealing Ring	47 14 1	60-5100	Assembly - Injection Pump	46 31 1
60-3160	Solenoid	48 11 1	60-5150	Hose - Rubber	45 20 1
60-3160	Solenoid	47 13 1	60-5160	Clip	45 21 3
60-3250	Washer - Rubber	27 7 1	60-5170	Connector	45 22 1
60-3260	Screw	4 10 1	60-5180	Clip	45 26 1
60-3340	Assembly - Hose	62 36 1	60-5200	Pulley - Drive	39 45 1
60-3340	Assembly - Hose	63 36 1	60-5210	Clamp - Upper	45 23 2
60-3380	Bearing	31 12 1	60-5220	Nut	40 2 1
60-3520	O-Ring	53 27 1	60-5220	Nut	39 47 1
60-3530	Bolt	53 33 2	60-5230	Washer - Spring	39 46 1
60-3540	Washer	53 32 2	60-5280	Housing - Support	39 39 1
60-3590	Bearing	31 5 1	60-5290	Assembly - Bearing & Shaft	39 40 1
60-3610	Snap - Ring	27 21 2	60-5300	Pulley - Driver	39 48 1
60-3610	Snap - Ring	28 31 3	60-5310	Wire	39 41 1
60-3620	Seal	27 20 2	60-5320	Shaft - Drive	39 42 1
60-3620	Seal	28 30 3	60-5330	Assembly - Pulley	52 2 1
60-3630	Wiper	27 19 2	60-5340	Assembly - Cover, Front	52 7 1
60-3630	Wiper	28 29 3	60-5350	Bearing	52 8 1
60-3650	Washer	27 23 2	60-5360	Bearing	52 11 1
60-3650	Washer	28 33 3	60-5420	Alternator	50 3 1
60-3660	Screw - Bleed	27 22 2	60-5430	O-Ring	50 14 1
60-3660	Screw - Bleed	28 32 3	60-5450	Plug - Air	49 3 1
60-3670	Pin - Roll	33 41 1	60-5470	Assembly - Filter Element	49 4 1
60-3680	Hose - Overflow	20 2 1	60-5480	Sensor - Water	49 6 1
60-3700	Hose - Flexible	20 1 1	60-5490	Kit - Drain Plug	49 8 1
60-3720	Pin - Roll	23 2 2	60-5580	Switch - Temperature	16 19 1
60-3760	Strip - Sealing R.H.	18 * 1	60-5590	Switch - Temp.	39 21 1
60-3770	Strip - Sealing L.H.	18 11 1	60-5650	Sleeve - Protective	62 24 1
60-3780	Kit - Seal -	13 * 1	60-5660	Sleeve - Protective	62 26 1
60-3800	Coupling	32 1 1	60-5690	Clip - Safety	10 5 3
60-3810	Shaft - Input	32 2 1	60-5700	Spring	1 23 2
60-3820	Spindle	32 3 1	60-5710	Plug	54 6 1
60-3830	Seal - Oil	32 4 1	60-5720	O-Ring	54 2 2
60-3840	Cone - Bearing	32 5 1	60-5720	O-Ring	13 9 6
60-3850	Cup - Bearing	32 6 2	60-5730	Disc	54 8 A/R
60-3860	Bolt - Wheel	32 7 9	60-5740	Assembly - Body	54 21 1
60-3870	Hub	32 8 1	60-5760	Pin - Dowel	54 4 4
60-3880	Cone - Bearing	32 9 1	60-5770	Assembly - Idler, Gear	54 10 1
60-3890	Bolt - Hex. Hd.	32 10 6	60-5780	Assembly - Gear Drive	54 7 1
60-3900	Gear - Ring	32 24 1	60-5790	Spring	54 23 1
60-3910	Washer - Flat	32 11 6	60-5800	Seat	54 31 1
60-3930	Ring - Retaining	32 29 1	60-5810	Plug - Seat	54 29 1
60-3940	Washer	32 26 2	60-5820	Spring	54 9 1
60-3950	Spring - Disengage	32 27 1	60-5830	Washer	54 25 A/R
60-3960	Assembly - Primary Carrier	32 15 1	60-5840	Washer	54 26 A/R
60-3970	Gear - Primary Sun	32 13 1	60-5850	Washer	54 27 A/R
60-3980	Washer - Thrust	32 12 1	60-5860	Plug	54 1 1
60-3990	Washer - Thrust	32 23 1	60-5870	Assembly - Plug	54 28 1
60-4000	Assy. - Secondary Carrier	32 20 1	60-5880	O-Ring	54 24 1
60-4010	Plunger - Disengage	32 22 1	60-5890	Washer	54 13 1
60-4020	O-Ring	32 21 1	60-5890	Washer - Backup	66 14 1
60-4030	Bolt - Hex Hd.	32 17 8	60-5900	Kit - Seal Repair	54 * 1
60-4040	Plug - Pipe	32 16 1	60-5910	Kit - Repair, Back Plate	54 * 1
60-4050	Cover - Large	32 19 1	60-5950	Washer - Backup	14 7 1
60-4060	Cover - Disengage	32 18 1	60-5950	Washer - Backup	55 46 2
60-4070	Bolt - Hex. Hd.	32 14 2	60-5980	O-Ring	55 33 2
60-4120	Pin - Toe Bar	67 7 1	60-5990	Race - Inner	55 20 1
60-4150	Pin - Retaining	67 3 1	60-6000	Assembly - Housing	55 19 1
60-4190	Grass Shield - L.H.	23 30 1	60-6010	Cover - Trunion	55 23 1
60-4200	Grass Shield - R.H.	23 31 1	60-6020	Camplate	55 14 1
60-4480	Shackle Assembly	67 8 1	60-6030	Assembly - Kit, Rotating	55 12 1
60-4540	Bolt	35 14 1	60-6040	Assembly - Back Plate	55 9 1
60-4550	Switch - Micro	12 19 1	60-6050	Bearing	56 48 1
60-5000	Bracket	45 1 1	60-6060	Cartridge	55 37 1
60-5010	Assembly - Fuel Filter	45 2 1	60-6070	Poppet	55 40 1

*Not Illustrated

TORO PART NUMBER INDEX (Cont.)

3315-644

Part No.	Description	Pg. No.	Ref. No.	Qty.	Part No.	Description	Pg. No.	Ref. No.	Qty.
60-6080	O-Ring	55	38	1	60-7370	Bolt	39	43	4
60-6090	Spring	55	39	1	60-7430	Assembly - Oil Seal	40	13	1
60-6110	Bearing - Needle	55	18	2	60-7480	Bolt	40	10	7
60-6120	Cover - Seal	55	15	1	60-7490	Bolt	40	12	8
60-6130	Gasket - Housing	55	10	1	61-3610	Decal	27	32	2
60-6140	Shaft - Drive	55	31	1	61-3610	Decal	29	52	3
60-6150	Bearing	56	47	1	62-6290	Decal - Lift Lever	7	26	1
60-6160	Race - Thrust	55	29	2	62-6300	Assembly - Sleeve	15	10	1
60-6170	Bearing - Needle, Thrust	55	30	1	62-6320	Screw - Brass	39	33	1
60-6180	O-Ring	55	5	1	62-6370	Seal Kit - Lift Cylinder	27	*	1
60-6190	O-Ring	55	21	1	62-6370	Seal Kit - Lift Cylinder	29	*	1
60-6200	Assy. - Charge Pump Adap.	55	2	1	62-6390	Belt	39	44	1
60-6210	Cover - O-Ring	55	22	1	62-6400	Hub - Drive	30	*	2
60-6220	Screw - Cap Hex. Hd.	55	36	2	62-6410	Assembly - Primary Carrier	32	15	1
60-6230	Screw - Cap Hex. Hd.	55	1	2	62-6420	Assy. - Secondary Carrier	32	20	1
60-6240	Washer	55	27	1	62-6430	Gear - Primary Sun	32	13	1
60-6250	Washer	55	17	2	62-6440	Foot Pad	3	3	1
60-6260	Ring - Retaining	55	25	1	62-6450	Kit - Retaining Ring	32	28	1
60-6270	Ring - Retaining	55	28	2	62-6460	Tube - RW Sealant	32	*	1
60-6300	Seal - Shaft	55	26	1	62-7400	Decal - Toro	2	46	1
60-6310	Key	55	13	1	62-7650	Gasket	22	5	1
60-6320	Key	55	35	1	63-4390	Bearing - Needle	55	6	1
60-6330	Screw	55	24	4	63-4440	O-Ring	12	5	1
60-6340	Kit - Bleed-Off Valve	56	*	1	63-4480	Tire (Model 03700)	30	26	2
60-6350	Assembly - Gear, Gerotor	55	7	1	63-4510	Spring	12	15	1
60-6360	Kit - Charge Relief Spring	56	*	1	63-4520	Kit - Seal	14	*	1
60-6370	Pin - Dowel	55	11	2	63-4530	Decal - Ground Speed	4	20	1
60-6400	Kit - Seal	56	*	1	63-4540	Decal - Ground Speed	4	20	1
60-6440	Eyelet	13	32	3	63-4560	Spring	47	2	1
60-6450	Disc	13	2	A/R	63-4570	Lever	47	3	1
60-6540	Bolt	1	25	1	63-4580	Nut	47	4	2
60-6650	Bolt	11	60	2	63-4590	Screw - Vent	47	5	1
60-6650	Screw - Cap Hex. Hd.	60	16	2	63-4600	Body - Screw Vent	47	6	1
60-6660	Nut - Hex	23	7	2	63-4610	Washer	47	7	3
60-6740	Washer	2	38	3	63-4620	Washer	47	8	4
60-6770	Nut - Hex.	18	36	2	63-4630	Key	47	9	1
60-6780	Bolt	38	1	4	63-4640	Washer - Lock	47	10	1
60-6870	Bolt	23	18	3	63-4650	Washer	48	6	2
60-6870	Bolt	35	21	4	63-4660	Washer	48	5	4
60-6990	Washer	30	19	18	63-4670	Valve - Pressure	48	4	2
60-6990	Washer	1	29	1	63-4680	Assembly - Tube	60	8	1
60-7040	Bolt	38	4	1	63-4680	Assembly - Tube	61	8	1
60-7040	Bolt	44	10	2	63-4690	Bracket - Valve	11	67	1
60-7050	Bolt	45	4	2	63-4700	Valve - Flow Regulator	11	72	1
60-7050	Bolt	38	7	8	63-4701	Valve - Flow Regulator	11	72	1
60-7060	O-Ring	38	6	1	63-4710	Assembly - Tube	62	37	1
60-7110	Bolt	39	1	6	63-4710	Assembly - Tube	63	37	1
60-7110	Bolt	37	2	2	63-4740	Bolt - Cylinder Head	41	33	2
60-7110	Bolt	40	5	2	63-4780	Valve - Relief	12	8	1
60-7110	Bolt	43	12	16	63-4790	Clip	65	20	2
60-7110	Bolt	36	17	2	63-4800	Valve - Control	10	9	1
60-7110	Bolt	42	37	2	63-4820	Detent - Block	12	25	1
60-7120	Nut	38	16	3	63-4830	Screw - Cap Hd.	12	22	2
60-7120	Nut	46	32	3	63-4840	Spool - Screw	12	26	1
60-7150	Stud	38	13	3	63-4850	Plunger	12	18	1
60-7160	Rivet	38	24	2	63-4860	Circlip	12	14	1
60-7170	Pointer	38	30	1	63-7430	Gauge - Temperature	8	5	1
60-7180	Bolt	38	28	1	63-7590	Relay	5	10	1
60-7200	Plate - Flange	38	11	1	63-7624	Hose - Fuel	22	1	2
60-7210	Bolt	38	21	1	63-8360	Key - Ignition	8	8	2
60-7260	Nut - Hex	47	11	1	65-5870	Tube - Manual	16	11	1
60-7280	Bolt	44	1	8	65-5890	Cap - Tube	16	8	2
60-7280	Bolt	36	16	2	66-2940	Gauge - Fuel	8	6	1
60-7290	Bolt	45	25	2	66-2950	Hourmeter	8	7	1
60-7290	Bolt	42	29	4	66-3160	Bolt	7	4	4
60-7300	Bolt	44	11	2	66-3160	Bolt	2	44	11
60-7310	Bolt	37	10	1	66-3160	Screw - Cap Hex. Hd.	16	2	6
60-7310	Bolt	36	35	1	66-5410	Orifice	10	41	1
60-7360	Bolt	43	19	1	66-5420	Sleeve	12	17	1
60-7370	Bolt	42	4	5	66-5430	Screw - Machine	12	21	2
60-7370	Bolt	50	7	1	66-5440	Nut - Lock	12	12	2
60-7370	Bolt	43	17	2	66-5580	Kit - Seal Repair	11	*	1

*Not Illustrated

TORO PART NUMBER INDEX (Cont.)

Part No.	Description	Pg. Ref.		Part No.	Description	Pg. Ref.	
		No.	Qty.			No.	Qty.
66-5590	Kit - Seal	11	* 1	69-9729	Strip - Sealing	21	4 1
66-5690	Kit - Seal Repair	66	* 1	69-9810	Joint - Ball	33	45 1
66-5700	Assembly - Reel Motor	66	* 1	69-9880	Tire (Used on Model 03700)	33	12 2
66-5710	Seal - Shaft	66	13 1	70-1240	Assembly - Plug	55	3 2
66-5720	Assy. - Housing/Bushings	66	1 1	70-8290	Washer - Sealing	6	17 7
66-5730	Assy. - Plate & Bushings	66	8 1	71-4200	Cluster - Lights, Warning	5	2 1
66-5740	Body	66	6 1	71-4210	Cluster - Lights, Warning	5	1 1
66-5750	Gear - Idler	66	2 1	72-0040	Plate - Tank, Fuel	22	28 1
66-5760	Gear - Drive	66	3 1	72-0090	Cap - Fuel Tank	22	12 1
66-5770	Screw - Cap Soc. Hd.	66	9 8	72-0110	Pad - Tank, Fuel	22	29 1
66-5800	Assembly - Hose	59	44 1	72-0130	Button - Horn	4	1 1
66-5840	Kit - Seal Repair	31	* 1	72-0140	Gasket	45	6 4
66-5860	Adapter - 45°	11	55 1	72-0150	Assy. - Nozzle, Complete	45	* 4
66-6140	Decal - Toro	18	33 1	72-0160	Assembly - Nozzle Tip	45	7 4
68-6030	Bolt	39	27 2	72-0170	Pipe - Injector No. 1	45	29 1
68-6040	Bracket - Latch	19	66 2	72-0180	Pipe - Injector No. 2	45	16 1
68-6150	Breather	7	15 1	72-0190	Pipe - Injector No.3	45	28 1
68-6240	Assembly - Tube	60	41 1	72-0200	Pipe - Injector No. 4	45	19 1
68-6240	Assembly - Tube	61	41 1	72-0210	Pipe - Fuel Leak-Off	45	17 1
68-6250	Assembly - Tube	60	42 1	72-0220	Assembly - Cylinder Head	41	31 1
68-6250	Assembly - Tube	61	42 1	72-0230	Jet - Combustion Std.	41	29 4
68-6260	Assembly - Tube	60	39 1	72-0240	Piston	37	16 4
68-6260	Assembly - Tube	61	39 1	72-0240	Piston Std.	41	19 4
68-6300	Assembly - Tube	60	43 1	72-0270	Nut - Retaining	45	8 4
68-6300	Assembly - Tube	61	43 1	72-0280	Spacer	45	9 4
68-6320	Assembly - Tube	58	29 1	72-0290	Pin - Pressure	45	10 4
68-6320	Assembly - Tube	59	29 1	72-0300	Spring - Pressure	45	11 4
68-6330	Assembly - Tube	59	49 1	72-0310	Nut	45	15 4
68-6330	Assembly - Tube	58	51 1	72-0320	Nozzle - Body	45	13 4
68-6350	Assembly - Tube	58	30 1	72-0330	Packing	45	14 4
68-6350	Assembly - Tube	59	30 1	72-9760	Switch - Override	8	19 1
68-6360	Assembly - Tube	59	50 1	74-2710	Clamp - Split	62	22 4
68-6360	Assembly - Tube	58	52 1	74-2720	Valve - Steering	4	6 1
68-6380	Assembly - Tube	60	40 1	74-2730	Tube	62	44 4
68-6380	Assembly - Tube	61	40 1	74-2750	Retainer	62	21 2
68-6400	Assembly - Oil Pan	43	15 1	74-2780	Assembly - Tube	58	32 1
68-6410	Gasket	43	9 1	74-2780	Assembly - Tube	59	32 1
68-6420	Plug	43	11 1	74-2790	Assembly - Tube	58	36 1
68-6430	Gasket	43	10 1	74-2790	Assembly - Tube	59	36 1
68-6440	Dipstick	43	14 1	74-2800	Chassis	23	29 1
68-6460	Kit - Relief Valve	55	32 2	74-2810	Assembly - Tube	58	35 1
68-6480	Bushing	27	2 4	74-2810	Assembly - Tube	59	35 1
68-6480	Bushing	28	23 6	74-2820	Assembly - Tube	58	28 1
68-7570	Strip - Foam	19	80 1	74-2820	Assembly - Tube	59	28 1
68-7570	Strip - Sealing	20	27 2	74-2850	Muffler	23	11 1
68-7690	Lining - Foam	19	77 1	74-2900	Muffler (Spark Arrester)	23	* 1
68-7720	Lining - Foam	18	4 1	74-2920	Carrier - Front	24	7 1
68-7730	Lining - Foam	18	2 1	74-2950	Radiator	20	13 1
68-7780	Lining - Foam	19	64 1	74-3070	Shroud - Fan	20	20 1
68-7790	Lining - Foam	19	78 1	74-3090	Spring	6	20 2
68-7810	Panel - Lining	7	48 1	74-3100	Plate - Spacer	6	13 1
68-7820	Lining - Foam L.H.	18	7 2	74-3130	Plug - Retainer	6	21 2
68-7830	Lining - Foam R.H.	18	1 1	74-3140	Ball - Check	6	22 2
68-7840	Strip - Foam	7	33 1	74-3150	Plug - Metering (03701)	14	16 1
68-7850	Strip - Foam	16	26 1	74-3170	Linkage - Cross Cut Control	11	74 1
68-7860	Strip - Foam	19	63 2	74-3190	Lever - Lift	10	2 3
68-7880	Strip - Foam	19	76 1	74-3210	Stud (Model 03701)	57	3 8
68-8080	Wheel - Steering	4	3 1	74-3230	Drive Gear - Spline	57	10 1
69-1830	Assembly - Plug	13	14 1	74-3240	Driven Gear)Model 03701)	57	11 1
69-1940	Indicator - Elect.	7	5 1	74-9100	Pad - Forward	1	3 1
69-2960	Hub - Wheel, Rear	33	9 2	74-9110	Pad - Reverse	1	4 1
69-2970	Cap - Hub	33	16 2	75-0570	Cable	19	61 2
69-2980	Seal - Inner	33	22 2	75-6700	Sensor - Magnetic	65	13 1
69-2990	Screw - Drive	33	8 10	75-7600	Canopy - Front	19	* 1
69-3020	Latch	18	28 2	75-7600	Canopy - Front	18	6 1
69-6470	Bushing - Flange	33	5 4	75-7620	Frame	20	21 1
69-7360	Spindle - Wheel, R.H.	33	47 1	75-7790	Handle	20	8 2
69-7370	Spindle - Wheel, L.H.	33	7 1	75-8200	Assembly - Hose	58	2 1
69-8890	Cap - Spindle	33	2 2	75-8200	Assembly - Hose	59	2 1
69-9550	Plate - Pump Adapter	35	17 1	75-8210	Assembly - Hose	58	7 1
69-9726	Seal - Trim	18	14 1	75-8210	Assembly - Hose	59	7 1
69-9727	Seal - Trim	18	18 1	75-8240	Fitting - Fuel, hose	22	3 2

*Not Illustrated

TORO PART NUMBER INDEX (Cont.)

3315-644

Part No.	Description	Pg. No.	Ref. No.	Qty.	Part No.	Description	Pg. No.	Ref. No.	Qty.
75-8250	Assembly - Strap w/Foam	22	14	1	82-9310	Panel - Display	4	25	1
75-8320	Assembly - Gasket	22	13	1	82-9330	Bracket - Sensor	30	4	1
75-8330	Bolt - Shoulder	20	15	2	82-9340	Switch - Oil Level	16	10	1
75-8360	Lining - Foam	18	20	2	82-9360	Rod - Latch	24	13	2
75-8370	Lining - Foam R.H.	18	8	1	82-9370	Pad - Step	24	9	1
75-8380	Lining - Foam, L.H.	18	21	1	82-9540	Lift Arm No. 1	28	41	1
75-8390	Lining - Foam, R.H.	18	*	1	82-9550	No. 2 Lift Arm	27	12	1
75-8400	Lining - Foam, L.H.	18	37	1	82-9560	No. 3 Lift Arm	27	1	1
75-8410	Lining - Foam	18	22	1	82-9570	Lift Arm No. 4	28	24	1
75-8450	Seal - Radiator, Foam	18	13	1	82-9580	Lift Arm No. 5	29	*	1
75-8470	Strip - Sealing	20	6	2	82-9600	Decal - R.H.	19	*	1
75-8480	Seal - Canopy, Lower	19	79	2	82-9610	Decal - L.H.	19	81	1
76-3280	Pedal - Traction	1	2	1	82-9620	Washer - Spring	17	26	2
76-3330	Spacer	2	62	1	82-9630	Nut	17	27	2
76-3340	Link	2	61	1	82-9640	Screw	17	24	2
76-3350	Spacer	2	53	1	82-9650	Nut	17	19	4
76-3370	Bushing	2	58	1	82-9660	Washer	17	18	4
76-3430	Rod	2	54	1	82-9670	Nut	17	39	1
76-3470	Tube - Exhaust	23	8	1	82-9680	Rivet	17	2	2
76-3560	Clamp - Exhaust	23	41	1	82-9690	Screw	17	17	4
76-8750	Plate - Caution	20	29	1	82-9700	Screw	17	3	1
77-4580	Canopy - Center	19	*	1	82-9710	Trim - Bottom	17	22	1
77-4580	Canopy - Center	18	10	1	82-9720	Trim - Backrest	17	32	1
77-4690	Decal - 450D	18	5	2	82-9730	Wire - Jumper	64	5	2
77-4800	Cylinder - Steering	33	36	1	82-9740	Wire - Jumper, Gauges	64	7	1
77-4820	Sender - Fuel	22	6	1	82-9750	Assy. - Jumper, Seat	65	18	1
77-4830	Decal	4	5	1	82-9760	Harness - Wiring, Gauges	65	7	1
77-4840	Speedometer	8	4	1	82-9770	Harness - Wire, Glow Plugs	64	8	1
80-4840	Pipe - Air Intake	7	14	1	82-9780	Harness - Wire, Interlock	64	3	1
80-9330	Alarm - Audio	5	6	1	82-9790	Harness - Wiring, Valve	65	9	1
82-2710	Screw	17	35	1	82-9800	Harness - Wire,	65	14	1
82-2720	Frame - Seat	17	23	1	82-9810	Harness - Wiring, Traction	65	10	1
82-2730	Kit - Wear Parts	17	4	1	82-9820	Harness - Wire, Lgt. Cluster	64	2	1
82-2740	Spring Set - Tension	17	5	1	82-9830	Harness - Wiring, Main	65	17	1
82-2750	Assembly - Spindle Adj.	17	34	1	82-9840	Hose - Hydraulic	33	35	1
82-2760	Kit - Bushing	17	41	1	82-9841	Hose - Hydraulic	33	37	1
82-2770	Assembly - Shock Absorber	17	38	1	82-9850	Axle - Rear	33	6	1
82-2790	Rail - Adjust. R.H.	17	21	1	82-9940	Harness - Wire, Horn	65	12	1
82-2800	Cushion - Backrest	17	12	1	84-6000	Body - Lower	19	69	1
82-2810	Assembly - Switch	17	25	1	84-6200	Valve - Lift Control	10	15	1
82-2820	Assembly - Swing Arm	17	20	1	84-6210	Cylinder - Complete	27	31	2
82-2830	Clamp	17	37	2	84-6210	Cylinder - Lift, Complete	29	*	3
82-2840	Cushion - Bottom	17	15	1	84-6230	Assembly - Hose	60	33	1
82-2850	Plate	17	1	1	84-6230	Assembly - Hose	61	33	1
82-2860	Spring Set - Tension	17	33	1	84-6240	Assembly - Hose	60	4	1
82-2870	Lever - Adjust	17	7	1	84-6240	Assembly - Hose	61	4	1
82-2880	Assembly - Weight Adj.	17	*	1	84-6400	Orifice - .047 Dia.	13	*	2
82-2920	Piston .05 0.25mm	41	*	1	84-6400	Orifice - .047 Dia.	10	3	2
82-2950	Kit - Eng. Overhaul, Gasket	36	*	1	84-6401	Orifice - .052 Dia.	13	*	1
82-2960	Engine - Complete	36	*	1	84-6401	Orifice - .052 Dia.	10	4	1
82-3110	Sender - Temp.	39	22	1	84-6420	Plunger	13	37	2
82-4910	Roller	23	22	8	84-6430	Plunger	13	29	1
82-5730	Rod Tie, End	34	15	1	84-6440	Shield - Grass	31	20	1
82-5740	Nut - Jam	34	14	1	84-6450	Spring	13	19	1
82-5750	Nut - Lock	34	12	1	84-6470	Bracket - Filter	9	32	1
82-5760	Piston	34	11	1	84-6480	Plate - Decal	24	24	1
82-5770	Rod	34	2	1	86-5990	Harness - Hyd. Filter	64	9	1
82-5780	Cap - Threaded	34	1	1	86-6000	Pump - Gear, Model 03700	53	15	1
82-5790	Head - Cap	34	5	1	86-6001	Pump - Gear, Model 03701	53	15	1
82-5800	Kit - Repair, Seal	34	*	1	86-6010	Cover - Front	57	4	1
82-5890	Panel - Display	4	26	1	86-6020	Center S/A Section	57	8	1
82-5930	Wire - Jumper	64	6	1	86-6030	Port Section - Rear	57	13	1
82-5940	Wire - Jumper	64	4	1	86-6040	O-Ring	57	15	1
82-8700	Ring - Retaining	32	25	2	86-6050	Plug	57	16	1
82-9210	Shaft - Pivot	33	42	1	86-6060	Center S/A Section	57	8	1
82-9230	Harness - Wire, Ind. Lamp	64	1	2	86-6070	Plate - Wear	57	7	2
82-9250	Stud - Threaded	24	1	2	86-6080	O-Ring Seal	57	12	2
82-9260	Assembly - Tie Rod	33	27	1	86-6090	Assembly - Filter, Hyd. Oil	9	22	1
82-9270	Disc - 27 Hole	30	*	1	86-6100	Switch - Filter Warning	9	21	1
82-9280	Disc - 22 Hole	30	42	1	86-6110	Assembly - Element	9	11	1
82-9290	Plate - Face, Instrument	8	3	1	86-6120	Decal - Towing	24	15	1
82-9300	Panel W.A. - Instrument	8	11	1	86-6130	Stud - Ball	19	84	4

*Not Illustrated

TORO PART NUMBER INDEX (Cont.)

Part No.	Description	Pg. Ref.		Part No.	Description	Pg. Ref.	
		No.	Qty.			No.	Qty.
86-6190	Gasket - Cylinder Head	41	30	219-17	Bulb - Light	5	*13 8
86-6200	Guide - Valve	41	14	2116-3	Joint - Ball, L.H.	33	* 1
86-6210	Retainer - Upper	42	42	2116-4	Joint - Ball, R.H.	33	23 1
86-6220	Tappet	37	6	232-27	Stem - Valve	33	19 2
86-6220	Tappet	42	39	233-10	Knob	10	19 1
86-6230	Bolt	36	29	233-25	Knob	9	15 1
86-6240	Plug - Taper	36	28	233-39	Knob	10	1 3
86-6250	Plate - Front	36	36	237-21	O-Ring	30	1 2
86-6260	Case - Timing Gear	38	23	237-21	O-Ring	10	11 1
86-6270	Gasket	40	24	237-21	O-Ring	7	27 5
86-6280	Assembly - Crankshaft	37	19	237-22	O-Ring	60	3 31
86-6280	Assembly - Crankshaft	40	25	237-22	O-Ring	61	3 31
86-6290	Assembly - Idler, Gear	38	9	237-22	O-Ring	30	6 2
86-6300	Bushing	38	18	237-22	O-Ring	4	9 4
86-6310	Gear - Injector Pump	38	15	237-22	O-Ring	58	12 22
86-6320	Shaft	39	12	237-22	O-Ring	53	18 2
86-6330	Pipe	39	17	237-22	O-Ring	27	27 2
86-6340	Impeller	39	19	237-22	O-Ring	10	30 15
86-6350	Ring - Retaining	39	53	237-22	O-Ring	28	38 3
86-6360	Washer	39	52	237-22	O-Ring	33	38 2
86-6370	Spacer	39	51	237-30	O-Ring	53	23 1
86-6380	Washer	46	34	237-30	O-Ring	53	35 1
86-6390	Stud	46	36	237-30	O-Ring	58	50 1
86-6430	Assembly - Cover, Rear	52	12	237-42	O-Ring	60	1 7
86-6440	Assembly - Rectifier	52	13	237-42	O-Ring	61	1 7
86-6450	Diode	65	24	237-42	O-Ring	53	3 1
86-6520	Switch - Temp. Warning	41	1	237-42	O-Ring	30	8 2
86-6610	Bolt - Inlet	48	18	237-42	O-Ring	7	10 5
86-6620	Bolt	48	16	237-42	O-Ring	27	25 2
86-6630	Seal - Rubber	48	15	237-42	O-Ring	10	32 11
86-6640	Seal O-Ring	48	14	237-42	O-Ring	11	61 1
86-6650	Bolt - Outlet	47	16	237-42	O-Ring SAE	28	36 3
86-6660	Joint	48	17	237-58	O-Ring	30	15 4
86-6670	Tube - Fuel	48	19	237-58	O-Ring	53	21 3
86-6680	Assembly - Lever	47	*	237-65	O-Ring	25	2 3
86-6680	Nut	47	25	237-65	O-Ring	62	3 26
86-6690	Lever	47	19	237-65	O-Ring	28	4 9
86-6700	Bushing	47	18	237-65	O-Ring	53	7 1
86-6710	Arm	47	20	237-65	O-Ring	7	17 1
86-6720	Washer	47	22	237-65	O-Ring	10	45 9
86-6730	Spring	47	21	237-78	O-Ring	33	40 2
86-6740	Guide	47	23	237-78	O-Ring	10	27 1
86-6750	Washer	47	17	237-79	O-Ring	4	7 4
86-6760	Guide	47	1	237-79	O-Ring	58	17 1
86-6770	Screw	47	24	237-79	O-Ring	53	25 3
86-6790	Washer	47	26	237-79	O-Ring	11	58 2
86-6800	Bolt	47	28	237-80	O-Ring	25	4 3
86-6810	Assembly - Pipe	47	29	237-80	O-Ring	60	14 1
86-6820	Bolt	47	27	237-80	O-Ring	53	37 1
86-6960	Tank - Fuel	22	17	237-80	O-Ring	10	43 9
88-6760	Spring - Gas	18	34	237-80	O-Ring	7	46 1
92-2951	Rail - Adjust. L.H.	17	16	237-80	O-Ring SAE	28	6 6
92-2952	Lining - Foam	18	15	237-81	O-Ring	62	1 10
92-2953	Lining - Foam	18	29	237-81	O-Ring	53	9 3
92-2954	Foam - Panel, Rear	18	16	237-81	O-Ring	30	13 4
92-2962	Grommet	19	85	237-100	Grommet	65	4 1
92-2964	Canopy - Rear	19	*	237-114	O-Ring	55	45 2
92-2964	Canopy - Rear	18	12	237-118	O-Ring	30	11 4
92-2973	Shield - Radiator	21	11	237-123	O-Ring	9	25 2
92-2974	Strip - Mount	21	6	237-123	O-Ring	10	39 1
92-2975	Strip - Mount	21	5	237-146	O-Ring	53	29 1
92-2976	Foam - Shield R.H.	21	2	240-9	Grommet	22	30 3
92-2977	Foam - Shield L.H.	21	3	2410-18	Plug	67	2 1
92-2978	Foam - Shield Front	21	1	2411-44	Rod End - Ball Joint	2	52 1
92-2979	Block - Radiator	21	12	2412-7	Assembly - Clamp	33	25 2
92-2980	Shield - Neoprene	21	10	2412-31	Clip	9	12 1
92-2981	Shield - Neoprene	21	9	2412-36	Hose - Clamp	22	2 4
217-116	Rim (Used on Model 03700)	33	14	2412-42	Clamp	7	2 4
218-446	Nut - Switch	8	15	2412-74	Clamp-R	65	25 1
218-447	Washer - Lock, Switch	8	16	2412-102	R-Clamp	16	34 2
218-498	Nut - Hex.	5	12	2412-106	Clamp - R	22	32 7
218-498	Nut - Hex.	8	13	2412-109	Clip	65	3 1

*Not Illustrated

TORO PART NUMBER INDEX (Cont.)

3315-644

Part No.	Description	Pg. No.	Ref. No.	Qty.	Part No.	Description	Pg. No.	Ref. No.	Qty.
2412-131	Clamp-R	65	21	3	3245-45	Screw - Set	11	75	2
2412-132	Clamp	58	18	1	3246-17	Screw - Set	66	10	2
250-1	Cable - Tie	9	38	1	3247-10	Screw - Set	30	22	4
250-1	Tie - Cable	65	2	4	3250-18	Screw - Mach. Pan Hd.	8	24	2
252-66	Bearing - Thrust	31	15	1	3250-25	Screw - Pan, Phil. Hd.	18	43	4
252-71	Race - Thrust	31	14	1	3250-31	Screw	22	7	5
254-72	Cup - Bearing, Outer	33	10	2	3250-31	Screw - Pan, Phil Hd.	19	65	10
254-92	Cone - Bearing, Outer	33	11	2	3250-40	Screw	1	27	2
254-106	Cone - Bearing, Inner	33	21	2	3251-1	Screw - Pan Hd.	5	9	1
254-107	Cup - Bearing, Inner	33	20	2	3251-4	Screw - Pan Hd.	5	7	4
256-304	Washer - Thrust	33	4	4	3252-16	Screw	16	15	6
281-2	Plug	20	5	1	3253-2	Washer - Lock	22	8	5
281-7	Plug	39	28	1	3253-2	Washer - Lock	18	24	4
283-67	Pin - Clevis	30	38	4	3253-2	Washer - Lock	18	44	4
2812-1	Bushing - Pipe	22	4	2	3253-3	Washer - Lock	21	8	14
302-5	Fitting - Grease	24	16	2	3253-3	Washer - Lock	22	31	4
302-5	Fitting - Grease	28	20	3	3253-3	Washer - Lock	11	65	2
302-5	Fitting - Grease	33	44	4	3253-4	Washer - Lock	30	3	6
302-33	Fitting - Grease	33	24	2	3253-4	Washer - Lock	25	7	2
302-66	Fitting - Grease	12	24	1	3253-4	Washer - Lock	3	11	2
304-46	Plug - Drain	20	14	1	3253-4	Washer - Lock	4	12	1
321-3	Screw - Cap Hex Hd.	11	64	2	3253-4	Washer - Lock	10	14	5
321-3	Screw - Cap Hex. Hd.	22	34	3	3253-4	Washer - Lock	24	19	2
321-5	Screw	22	9	2	3253-4	Washer - Lock	20	25	6
321-10	Screw - Cap Hex. Hd.	11	71	2	3253-4	Washer - Lock	9	40	2
321-14	Screw - Cap Hex. Hd.	62	23	4	3253-4	Washer - Lock	39	50	2
322-2	Screw - Cap Hex. Hd.	24	18	2	3253-4	Washer - Lock	29	53	4
322-3	Screw - Cap Hex. Hd.	30	2	6	3253-5	Washer - Lock	30	17	4
322-3	Screw - Cap Hex. Hd.	4	13	1	3253-5	Washer - Lock	4	22	4
322-3	Screw - Cap Hex. Hd.	20	24	2	3253-5	Washer - Lock	35	30	8
322-4	Screw - Cap Hex. Hd.	3	10	2	3253-5	Washer - Lock	1	33	2
322-4	Screw - Cap Hex. Hd.	19	60	2	3253-5	Washer - Lock	9	37	3
322-6	Bolt	9	29	2	3253-7	Washer - Lock	53	13	6
322-9	Bolt	10	29	1	3253-7	Washer - Lock	35	20	2
322-12	Bolt	28	1	4	3253-7	Washer - Lock	24	23	2
322-12	Bolt	10	7	4	3253-15	Washer - Lock	16	7	6
322-12	Screw - Cap Hex Hd.	25	1	2	3253-19	Washer - Lock	12	13	2
323-4	Bolt	9	14	3	3255-5	Washer - Lock	39	49	1
323-6	Screw - Cap Hex. Hd.	35	29	4	3255-8	Washer - Lock	35	24	2
323-7	Screw - Cap Hex. Hd.	35	28	4	3255-9	Washer - Lock	35	25	1
323-8	Screw - Cap Hex. Hd.	4	23	4	3255-24	Washer - Lock	1	30	2
323-13	Bolt	28	25	9	3256-1	Washer - Flat	4	29	4
323-13	Bolt	27	34	6	3256-3	Washer - Flat	27	9	6
323-18	Bolt	30	16	4	3256-3	Washer - Flat	9	18	3
323-18	Screw - Cap Hex. Hd.	23	12	2	3256-3	Washer - Flat	23	40	2
323-20	Bolt	30	27	4	3256-3	Washer - Flat	30	40	4
325-2	Screw - Cap Hex. Hd.	24	22	2	3256-3	Washer - Flat	29	51	9
325-5	Bolt	53	17	2	3256-4	Washer - Flat	23	38	2
325-8	Screw - Cap Hex. Hd.	2	50	1	3256-7	Washer - Flat	23	4	4
325-9	Bolt	1	12	1	3256-13	Washer - Flat	12	20	2
325-17	Bolt	27	3	2	3256-16	Washer - Flat	22	10	2
327-3	Bolt	30	20	16	3256-16	Washer - Flat	3	14	3
3211-6	Screw - Cap Hex. Hd.	2	56	1	3256-16	Washer - Flat	62	20	4
3213-2	Bolt	53	14	4	3256-16	Washer - Flat	18	39	1
3213-20	Bolt	35	19	2	3256-16	Washer - Flat	7	49	16
3217-5	Nut - Hex.	21	7	14	3256-22	Washer - Flat	9	7	1
3217-5	Nut - Hex.	22	11	4	3256-22	Washer - Flat	22	33	3
3217-5	Nut - Hex.	11	66	2	3256-22	Washer - Flat	11	70	2
3217-6	Nut	4	11	1	3256-23	Washer	28	7	4
3217-6	Nut - Hex	25	8	2	3256-23	Washer - Flat	25	6	2
3217-6	Nut - Hex.	10	24	5	3256-23	Washer - Flat	10	13	5
3217-6	Nut - Hex.	9	41	2	3256-23	Washer - Flat	9	39	4
3217-6	Nut - Hex.	29	54	4	3256-24	Washer	1	34	2
3217-7	Nut - Hex.	35	31	8	3256-24	Washer - Flat	4	21	4
3217-9	Nut - Hex.	1	16	2	3256-24	Washer - Flat	16	35	4
3217-29	Nut - Hex.	1	31	2	3256-24	Washer - Flat	11	76	2
3219-5	Nut - Hex.	1	20	1	3256-25	Washer - Flat	20	16	2
3219-5	Nut - Hex.	30	23	18	3256-26	Washer - Flat	53	12	6
3220-11	Nut - Hex.	7	28	5	3256-26	Washer - Flat	27	16	2
3234-12	Screw - Hex. Flange Hd.	33	1	2	3256-26	Washer - Flat	2	51	1
3234-13	Screw - Flange, Hex. Hd.	18	27	15	3256-27	Washer - Flat	22	20	4
3245-44	Screw - Set	11	73	1	3256-27	Washer - Flat	30	41	16

*Not Illustrated

TORO PART NUMBER INDEX (Cont.)

Part No.	Description	Pg. No.	Ref. No.	Qty.	Part No.	Description	Pg. No.	Ref. No.	Qty.
3256-28	Washer - Flat	33	18	2	340-2	Fitting	10	31	8
3256-45	Washer - Flat	2	57	2	340-3	Fitting	58	16	1
3256-68	Washer	25	10	A/R	340-3	Fitting	53	34	1
3256-71	Washer - Flat	20	23	4	340-3	Fitting	11	57	2
3256-76	Washer - Flat	2	59	2	340-4	Fitting	53	24	1
3256-467	Clip	19	72	1	340-7	Fitting	28	5	2
3258-19	Screw - Machine	15	6	2	340-7	Fitting	10	44	6
3272-6	Pin - Cotter	30	35	4	340-7	Fitting - Straight	25	3	3
3272-11	Pin - Cotter	16	4	2	340-8	Fitting	53	8	1
3272-12	Pin - Cotter	33	29	4	340-8	Fitting - Adapter	62	2	10
3272-13	Pin - Cotter	33	15	2	340-9	Fitting	30	14	2
3274-7	Bolt	1	32	2	340-9	Fitting	53	22	1
3274-10	Screw - Cap Soc. Hd.	20	26	4	340-10	Adapter	9	33	1
3274-54	Screw - Cap Soc. Hd.	22	15	4	340-11	Fitting	30	44	2
3274-68	Screw - Hex. Button Hd.	4	28	4	340-11	Fitting - Long	53	20	1
3274-68	Screw - Mach.	8	2	4	340-15	Fitting 90°	53	30	1
3274-90	Screw	8	23	4	340-17	Fitting	11	48	2
3290-250	Pin - Hair, Cotter	16	6	2	340-17	Fitting	29	49	1
3290-271	Rivet - Pop	20	30	2	340-18	Fitting	4	8	4
3290-321	Screw - Mach. Washer Hd.	18	23	4	340-22	Fitting - Tee	28	3	2
3290-355	Pin - Cotter, Hair	22	23	5	340-23	Fitting	58	20	1
3290-355	Pin - Cotter, Hair	18	26	2	340-62	Kit - Flange	53	11	1
3290-378	Tie - Cable	65	1	7	340-64	O-Ring	9	31	1
3290-378	Tie - Cable	65	8	12	340-64	O-Ring	10	37	1
3290-467	Clip	19	70	1	340-65	O-Ring	9	27	1
3290-482	Washer	1	17	2	340-65	O-Ring	58	43	2
3290-483	Washer	1	11	3	340-68	Fitting - Tee	60	24	3
3296-6	Nut - Lock	2	63	1	340-68	Fitting - Tee	58	26	2
3296-8	Nut - Lock	62	19	4	340-70	Nut - Lock, Bulkhead	58	31	3
3296-8	Nut - Lock	11	68	2	340-70	Nut - Lock, Bulkhead	60	38	8
3296-13	Nut - Hex.	9	10	1	340-71	Fitting	58	13	2
3296-17	Nut - Lock	30	33	4	340-71	Fitting - Adapter	60	26	4
3296-19	Nut - Lock	2	37	1	340-72	Fitting - Adapter 90°	62	17	4
3296-21	Washer - Flat	19	73	10	340-74	Nut - Lock, Bulkhead	62	45	7
3296-23	Nut - Lock	27	5	2	340-76	Fitting - Adapter	62	28	3
3296-25	Nut - Lock	2	55	1	340-77	Elbow - 90°	11	69	1
3296-29	Nut - Lock	19	62	2	340-77	Fitting	28	37	3
3296-39	Nut - Lock	28	13	9	340-77	Fitting - Adapter 90°	60	2	4
3296-39	Nut - Lock	27	37	6	340-77	Fitting - Adapter 90°	61	2	4
3296-39	Nut - Lock	23	39	2	340-78	Nut - Lock, Bulkhead	58	53	1
3296-42	Nut - Lock	8	22	4	340-80	Adapter	9	26	1
3296-42	Nut - Lock	4	30	4	340-80	Fitting	10	38	1
3296-49	Nut - Lock	33	32	1	340-86	Tee	11	52	2
32102-3	Nut - Wing	67	4	1	340-87	Adapter - 45°	60	28	1
32107-11	Nut - Square	15	5	2	340-87	Adapter - 45°	62	40	1
32107-11	Nut - Square	22	18	4	340-89	Fitting - Adapter 45°	60	12	1
32121-11	Pin - Roll	2	60	2	340-89	Fitting 45°	53	36	1
32121-44	Pin - Roll	34	16	1	340-90	Fitting	30	43	2
32121-118	Pin - Roll	10	26	2	340-92	Fitting	10	10	1
32122-54	Screw - Mach. Slot. Hd.	67	1	1	340-93	Fitting - Tee	28	14	1
32136-2	Nut - Castle	33	30	2	340-97	Fitting - Hydraulic	33	39	1
32136-5	Nut - Castle	33	17	2	340-110	Adapter - 90°	58	46	1
32136-13	Nut - Castle	33	31	2	340-115	Adapter - Tee	58	47	1
32151-10	Ring - Retaining	33	3	2	353-947	Cap - Dust	53	1	1
32151-13	Ring - Retaining	31	19	1	353-947	Cap - Dust	7	8	5
32151-29	Ring - Retaining	31	13	2	353-947	Cap - Dust	11	63	1
3390-355	Clip - Retaining	16	1	1	353-948	Plug	30	10	2
340-2	Adapter	27	26	2	353-949	O-Ring	30	18	2
340-2	Fitting	30	7	2	354-85	Fitting - Diagnostic	53	2	1
340-2	Fitting	53	19	1	354-86	Elbow - 90	53	4	1

PRODUCT CHANGES

In an effort to make improvements available to TORO owners as quickly as possible, minor changes are incorporated into Toro's products from time to time that do not become immediately shown in the Parts Catalog. If such a change has been made in your unit, which is not reflected in your manual, see your TORO Distributor or his Authorized TORO Service Dealer for information and part numbers.

IDENTIFICATION AND ORDERING

MODEL AND SERIAL NUMBERS

The Reelmaster 450D has two identification numbers; a model number and a serial number. The two numbers are stamped on a plate which is located on the main frame near the floor plate on R.H. side. In any correspondence concerning the Reelmaster 450D, supply model and serial numbers to assure that correct information and replacement parts are obtained.

To order replacement parts from an Authorized TORO Service Dealer, supply the following information:

1. Model and serial number of the Reelmaster 450D.
2. Part number, description, and the quantity of part(s) desired.

NOTE: Do not order by reference number if a parts catalog is being used; use the PART NUMBER.

TABLE OF CONTENTS

Description	Page	Description	Page
Foot Rest & Pedal Assembly	1-2	Engine Installation Assembly	35
Foot Pads & Battery	3	Crankcase Assembly	36
Steering Tower	4	Short Block Assembly No. 82-2910	37
Steering Tower - Electrical Assembly	5	Timing Gear & Case Components	38
Power Steering Valve Assembly No. 74-2720	6	Water Pump & Thermostat Housing Assembly ...	39
Fenders & Center Console Assembly	7	Crankshaft & Flywheel Housing Components	40
Instrument Panel	8	Cylinder Head & Piston Components	41
Parking Brake, Throttle & Oil Filter Assembly	9	Valve, Camshaft & Oil Pump Components	42
Valve Controls	10-11	Oil Pan & Oil Filter	43
Reel Control Valve Assembly No. 63-4800	12	Inlet & Exhaust Manifold	44
Control Valve Assembly 84-6200	13	Injection Pump & Nozzle Components	45-46
Priority Flow Control Valve Assy.		Fuel Injection Pump No. 60-5100	47-48
No. 58-5490 & 58-5491	14	Fuel Filter Assembly No. 60-5010	49
Air Cleaner Assembly	15	Electrical Component Parts	50
Seat Platform & Filler Cap Assembly	16	Starter Motor Assembly No.51-7590	51
Suspension Seat Assembly	17	Alternator Assembly No. 60-5420	52
Front & Rear Canopy Assembly	18-19	Hydraulic Pump Connections	53
Radiator & Oil Cooler Assembly	20	Gear Pump Assembly No. 58-5650	54
Radiator Shield Assembly	21	Piston Pump Assembly 58-5660	55-56
Fuel Tank Assembly	22	Pump Assembly No. 58-5510 & 58-5511	57
Chassis & Muffler Assembly	23	Hydraulic Circuit - Traction & Steering	58
Front Carrier Assembly	24	Hydraulic Schematic - Traction & Steering	59
Push Rod Assembly	25	Hydraulic Circuit - Lift Arms	60
Reel Shut-Off Valve No. 58-5460	26	Hydraulic Schematic - Lift Arms	61
No. 2 & 3 Lift Arms Assembly	27	Hydraulic Circuit - Cutting Units	62
No. 1, 4 & 5 Lift Arms Assembly	28-29	Hydraulic Schematic - Cutting Units	63
Traction Drive Assembly	30	Electrical Schematic	64
Wheel Motor No. 58-5430	31	Electrical System Diagram	65
Planetary Gear Drive Assembly	32	Reel Motor Assembly	66
Steering Axle	33	Special Tools	67
Hydraulic Cylinder No. 77-4800	34	Numerical Index	68-80

