



## Reelmaster<sup>®</sup> 6700-D 4-Wheel Drive Traction Unit

Model No. 03808 - 280000001 and up.

### Parts Catalog

---

#### Ordering Replacement Parts

To order replacement parts, please supply the part number, the quantity, and the description of each part desired.

#### Understanding Reference Numbers

Each identified part in an illustration has a reference number. The reference number for a part also appears in the parts list, along with other information about the part.

This catalog uses two special reference number formats, one to indicate parts in a service assembly and another to indicate the quantity of a given part in an illustration.

#### Service Assembly Reference Numbers

Parts in service assemblies have reference numbers in the form a:b. The a represents the reference number of the entire service assembly and the b represents a sequential number unique to each part within the service assembly.

For example, a wheel assembly might be identified by reference number 6, the tire by 6:1, the valve by 6:2, and the wheel by 6:3. When you order the assembly identified by reference number 6, you receive all parts identified by reference numbers 6:1, 6:2, and 6:3. However, you may also order any part individually. Reference numbers of this type appear in illustrations and in part lists.

#### Reference Numbers Indicating Quantity

In an illustration, if a reference number indicates more than one part, the reference number has the form nX y. The n represents the quantity of the part, the X is the multiplication symbol, and the y represents the reference number.

For example, in an illustration, the reference number 2X 37 means that two of the parts identified by reference number 37 are indicated.

# Contents

| Description   | Page | Description                                      | Page |
|---|------|--|------|
| Frame and Body Assembly                                     | 4    | Rear Hydraulic Control Block Assembly            | 48   |
| Front Frame Assembly No. 108-4407                           | 5    | Hydraulic Manifold Mow Block Assembly            | 49   |
| Tool Box Assembly   | 6    | Hydraulic Motor Assembly No. 110-1717            | 50   |
| Control Console Assembly                                    | 7    | Hydraulic Manifold Assembly No. 112-6510         | 51   |
| Control Console and Battery Assembly                        | 8    | Four Wheel Drive Valve Assembly No. 76-9970      | 52   |
| Hydraulic Filter and Reservoir Assembly                     | 9    | Front Hydraulic Control Block and Hose Assembly  | 53   |
| Fuel Tank Assembly  | 10   | Front No. 1 Lift Arm Assembly                    | 54   |
| Traction Pedal Assembly                                     | 11   | Lift Cylinder Assembly No. 108-4437              | 55   |
| Brake Pedal Assembly  | 12   | Front No. 4 and No. 5 Lift Arm Assembly          | 56   |
| Seat and Suspension Assembly                                | 13   | Hydraulic Cylinder Assembly No. 110-9709         | 58   |
| Seat Suspension Assembly No. 110-9730                       | 14   | Rear No. 2 and No. 3 Lift Arm Assembly           | 59   |
| Seat Frame and Throttle Assembly                            | 15   | Hydraulic Cylinder Assembly No. 108-4438         | 61   |
| Steering Wheel Assembly                                     | 16   | Reel Motor Assembly                              | 62   |
| Steering Control Assembly No. 114-5075                      | 17   | Rear No. 6 and No. 7 Lift Arm Assembly           | 63   |
| Steering Tower Assembly                                     | 18   | Hydraulic Cylinder Assembly No. 108-4440         | 65   |
| Front Hydraulic Drive Assembly                              | 19   | Rear No. 2 and No. 3 Tipper Support Assembly     | 66   |
| Front Axle and Brake Assembly                               | 20   | Roll-Over Protection System Assembly             | 67   |
| Planetary Assembly No. 105-4500-03                          | 21   | Crankcase Assembly                               | 68   |
| Brake Assembly No. 100-3070-03                              | 22   | Oil Pan Assembly                                 | 69   |
| Hydraulic Motor Assembly No. 92-7385                        | 23   | Cylinder Head Assembly                           | 70   |
| Brake Assembly No. 100-3069-03                              | 24   | Gear Case Assembly                               | 71   |
| Hydraulic Motor Assembly No. 93-7476                        | 25   | Head Cover Assembly                              | 72   |
| Hydraulic Pump Installation Assembly                        | 26   | Dipstick and Guide Assembly                      | 73   |
| Gear Pump Assembly No. 105-3317                             | 27   | Main Bearing Case Assembly                       | 74   |
| Piston Pump Assembly No. 110-0006                           | 28   | Camshaft and Idle Gear Shaft Assembly            | 75   |
| Control Assembly No. 108-1503                               | 29   | Piston and Crankshaft Assembly                   | 76   |
| Radiator Support and Shroud Assembly                        | 30   | Flywheel Assembly                                | 77   |
| Radiator and Screen Assembly                                | 31   | Fuel Camshaft and Governor Shaft Assembly        | 78   |
| Engine Installation Assembly                                | 32   | Idle Apparatus, Stop Solenoid and Cover Assembly | 79   |
| Oil/Water/Fuel Filter, Muffler and Air Cleaner Assembly     | 34   | Injection Pump Assembly                          | 80   |
| Air Filter Assembly No. 100-2597                            | 36   | Speed Control Plate Assembly                     | 81   |
| Rear Hydraulic Assembly                                     | 37   | Nozzle Holder and Glow Plug Assembly             | 82   |
| 4 Wheel Drive Axle and Power Steering Assembly              | 38   | Nozzle Holder Component Assembly                 | 83   |
| Hydraulic Motor Assembly No. 92-7386                        | 39   | Fork Lever (Governor) Assembly                   | 84   |
| Hydraulic Cylinder Assembly No. 107-1976                    | 40   | Alternator and Pulley Assembly                   | 85   |
| Bevel Pinion Shaft Assembly Rear Axle Assembly No. 110-4750 | 41   | Alternator Component Assembly                    | 86   |
| Differential Assembly Rear Axle Assembly No. 110-4750       | 42   | Starter Assembly                                 | 87   |
| Axle Support Assembly Rear Axle Assembly No. 110-4750       | 43   | Water Flange and Thermostat Assembly             | 88   |
| Bevel Gear Case Assembly Rear Axle Assembly No. 110-4750    | 44   | Water Pump Assembly                              | 89   |
| Bevel Gear Shaft Assembly Rear Axle Assembly No. 110-4750   | 45   | Reserve Tank Assembly                            | 90   |
| Axle Case Assembly Rear Axle Assembly No. 110-4750          | 46   | Valve and Rocker Arm Assembly                    | 91   |
| Axle Assembly Rear Axle Assembly No. 110-4750               | 47   | Inlet / Exhaust Manifold Assembly                | 92   |
|   |      | Turbo Charger Assembly                           | 93   |
|   |      | Oil Pipe (Turbo Charger) Assembly                | 94   |
|   |      | Oil Cooler Assembly                              | 95   |
|   |      | Miscellaneous Engine Parts                       | 96   |
|   |      | Attachments and Accessories List                 | 97   |

## Part Description Abbreviations

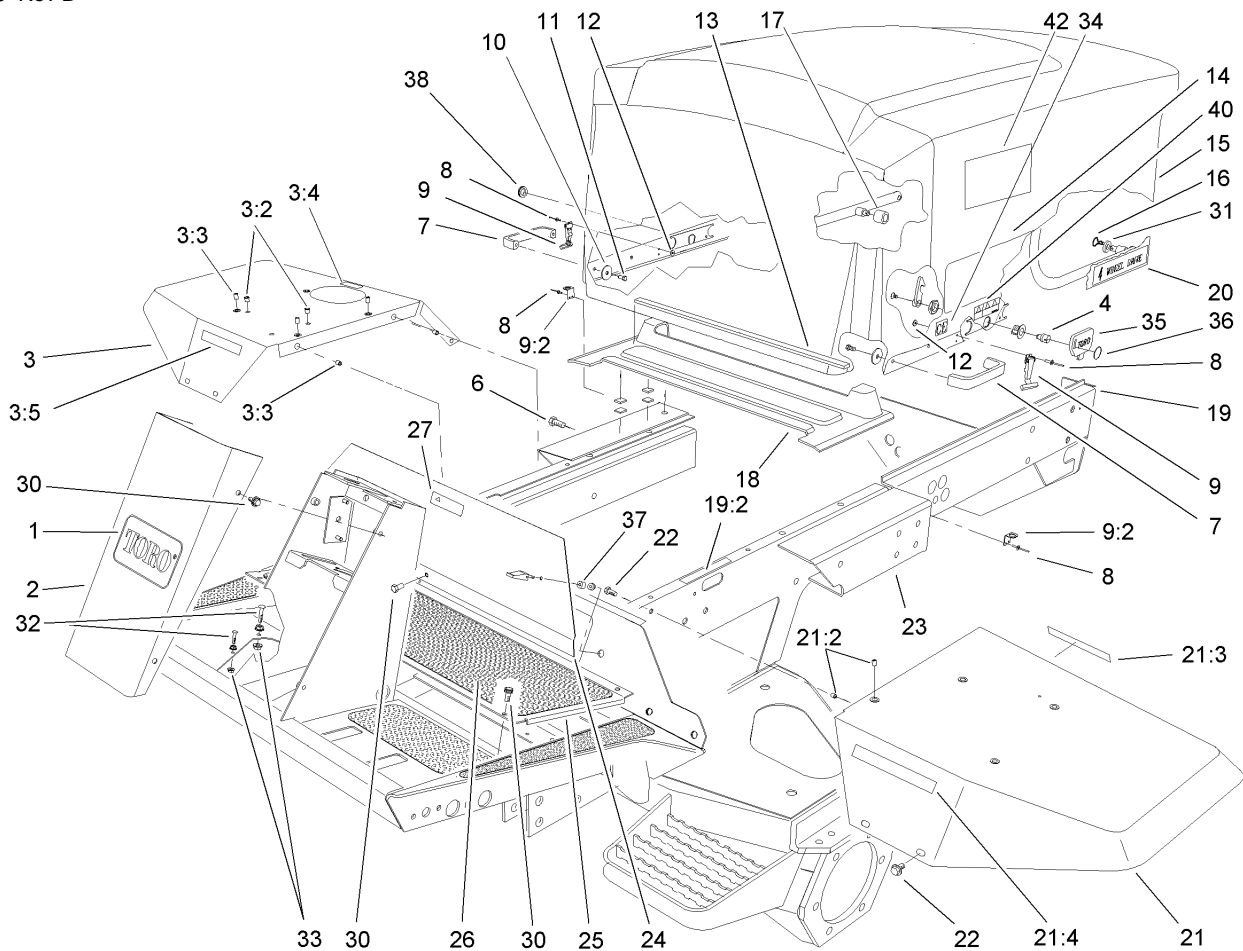
Part descriptions in this catalog may include the following abbreviations.

|             |                                |             |                                  |
|-------------|--------------------------------|-------------|----------------------------------|
| AR. ....    | as required                    | HYD. ....   | hydraulic                        |
| ASM. ....   | assembly                       | LH. ....    | left hand                        |
| BBC. ....   | blade brake clutch             | NI. ....    | nylon insert                     |
| CARR. ....  | carriage                       | NPTF. ....  | national pipe thread fine        |
| DEG. ....   | degrees                        | PFH. ....   | phillips flat head               |
| EXT. ....   | external                       | PPH. ....   | phillips pan head                |
| FH. ....    | flat head                      | PPHTF. .... | phillips pan head thread forming |
| GA. ....    | gauge                          | PRH. ....   | phillips round head              |
| HD. ....    | heavy-duty                     | PTH. ....   | phillips truss head              |
| HF. ....    | hex flange                     | PTO. ....   | power-take-off                   |
| HH. ....    | hex head                       | RH. ....    | right hand                       |
| HHF. ....   | hex head flange                | ROPS. ....  | roll-over protection system      |
| HHFTF. .... | hex head flange thread forming | SFH. ....   | slotted fillister head           |
| HJ. ....    | hex jam                        | SHH. ....   | slotted hex head                 |
| HLH. ....   | hex lag head                   | SHWH. ....  | slotted hex washer head          |
| HOC. ....   | height-of-cut                  | SPH. ....   | slotted pan head                 |
| HSBH. ....  | hex socket button head         | SQH. ....   | square head                      |
| HSFH. ....  | hex socket flat head           | SRH. ....   | slotted round head               |
| HSH. ....   | hex socket head                | STD. ....   | standard                         |
| HWH. ....   | hex washer head                | TAP. ....   | self tapping                     |
| HWHTF. .... | hex washer head thread forming | TTH. ....   | torx truss head                  |

## Footnotes

❶ Not illustrated

❷ Not serviced separately

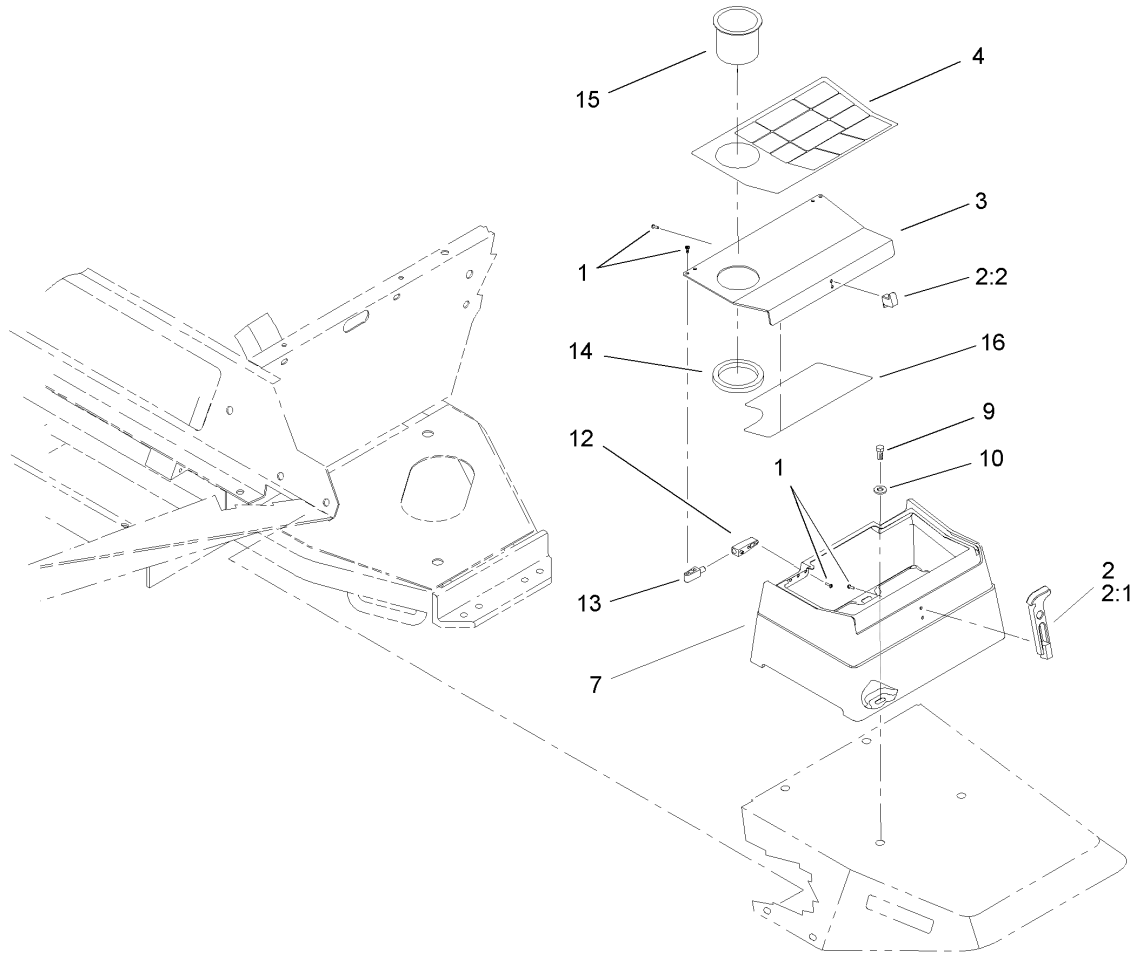


## Frame and Body Assembly

| Ref  | Part No.   | Qty. | Description         |
|------|------------|------|---------------------|
| 1    | 62-5550    | 1    | Decal               |
| 2    | 93-7996-01 | 1    | Cover-Tower         |
| 3    | 106-5950   | 1    | RH Fender ASM       |
| 3:2  | 32148-6    | 2    | Insert-Nut          |
| 3:3  | 32148-7    | 5    | Nut-Insert          |
| 3:4  | 93-6686    | 1    | Decal-Oil, HYD      |
| 3:5  | 93-6689    | 1    | Decal-No Riders     |
| 4    | 105-3301   | 1    | Latch ASM           |
| 6    | 3234-38    | 12   | Screw-HHF           |
| 7    | 65-5100    | 2    | Handle-Door         |
| 8    | 3269-8     | 8    | Rivet-Blind         |
| 9    | 59-9740    | 2    | Flex Draw Latch ASM |
| 9:2  | 249-40     | 1    | Keeper              |
| 10   | 3256-78    | 4    | Washer-Flat         |
| 11   | 46-8091    | 4    | Screw-HWH           |
| 12   | 3269-10    | 4    | Washer-Back         |
| 13   | 92-7633    | 1    | Bumper-Hood         |
| 14   | 106-7065   | 2    | Decal               |
| 15   | 105-0130   | 1    | Hood                |
| 16   | 3290-467   | 2    | Pin-Hair            |
| 17   | 93-7582    | 1    | Hose                |
| 18   | 108-4409   | 1    | Pump Cover ASM      |
| 19   | 110-4125   | 1    | Rear Frame ASM      |
| 19:2 | 93-1265    | 1    | Decal-Surface, Hot  |

| Ref  | Part No.   | Qty. | Description         |
|------|------------|------|---------------------|
| 20   | 72-3560    | 2    | Decal               |
| 21   | 106-5951   | 1    | LH Fender ASM       |
| 21:2 | 32148-7    | 6    | Nut-Insert          |
| 21:3 | 93-6680    | 1    | Decal-Diesel        |
| 21:4 | 93-6689    | 1    | Decal-No Riders     |
| 22   | 3234-14    | 10   | Screw-HHF           |
| 23   | 108-4407   | 1    | Front Frame ASM     |
| 24   | 75-1390-01 | 1    | Cover-Access, Front |
| 25   | 75-1410-01 | 1    | Plate-Access, Floor |
| 26   | 75-0630    | 1    | Tread-Foot, Center  |
| 27   | 93-9425    | 1    | Decal-Danger        |
| 30   | 3234-7     | 9    | Screw-HHF           |
| 31   | 66-6480    | 2    | Washer              |
| 32   | 3274-83    | 2    | Screw-HSH           |
| 33   | 32128-20   | 4    | Nut-HF              |
| 34   | 93-7252    | 1    | Decal-Ce Mark       |
| 35   | 99-8970    | 1    | Key-Latch, Hood     |
| 36   | 98-9321    | 1    | Ring-Key            |
| 37   | 74-5950    | 2    | Latch-Swell         |
| 38   | 104-1453   | 1    | Grommet             |
| 40   | 106-6754   | 1    | Decal-Danger        |
| 42   | 66-6140    | 2    | Decal               |

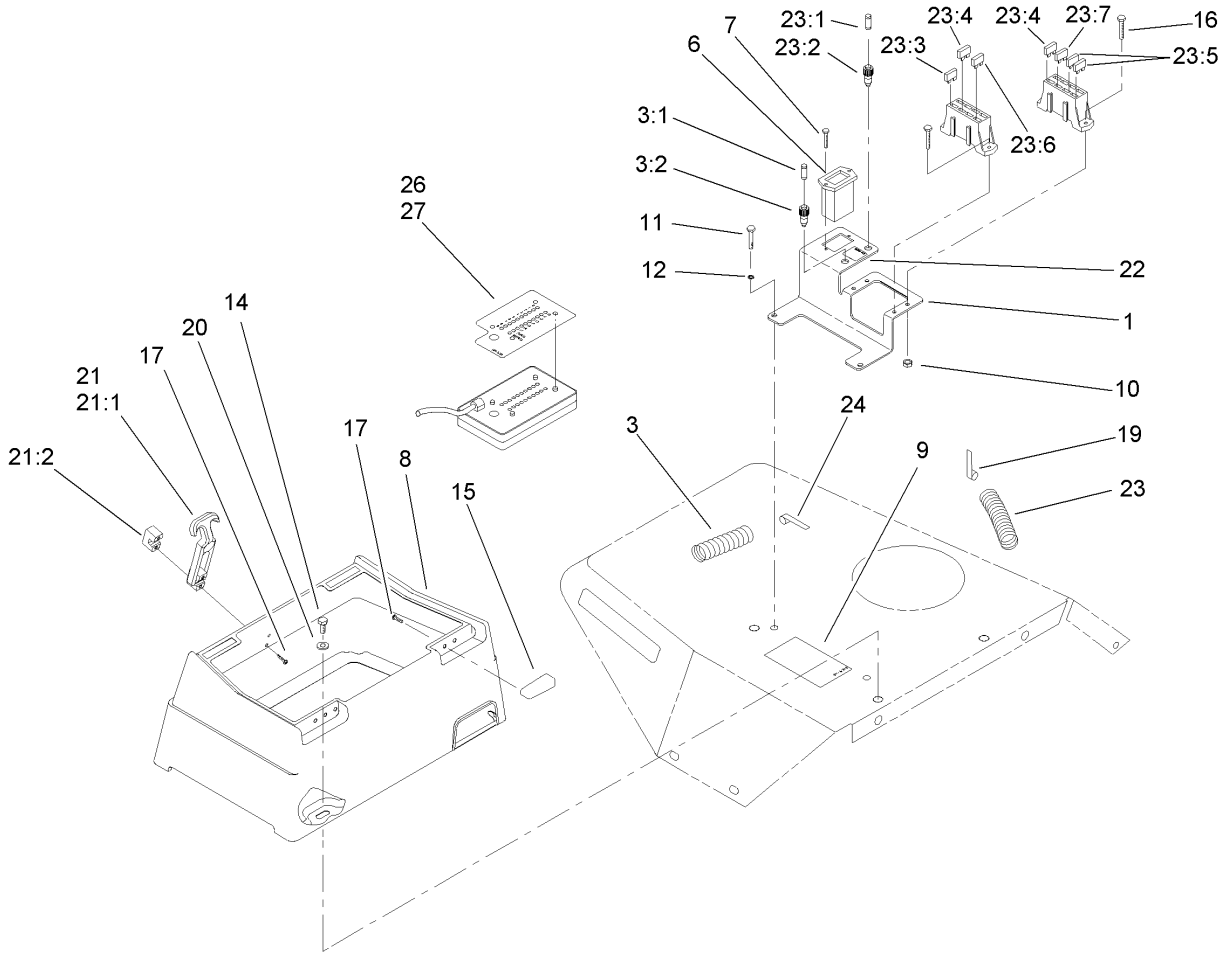




## Tool Box Assembly

| Ref | Part No.    | Qty. | Description            |
|-----|-------------|------|------------------------|
| 1   | 32144-1     | 12   | Screw-Taptite          |
| 2   | 94-5626     | 1    | Latch-Draw, Flexible   |
| 2:1 | 103-4080    | 1    | Latch-Rubber           |
| 2:2 | 103-4081    | 1    | Latch-Keeper           |
| 3   | 104-1489-03 | 1    | Cover-Toolbox          |
| 4   | 104-9294    | 1    | Decal-Warning          |
| 4   | 104-9295    | 1    | Decal-Warning, Ce      |
| 7   | 104-0026    | 1    | Toolbox                |
| 9   | 322-4       | 4    | Screw-HH               |
| 10  | 3256-3      | 4    | Washer-Flat            |
| 12  | 104-1496    | 2    | Hinge-Pin              |
| 13  | 104-1497    | 2    | Hinge-Receiver         |
| 14  | 104-1476    | 1    | Ring-Rubber            |
| 15  | 94-1410     | 1    | Holder-Can, Beverage   |
| 16  | 115-2048    | 1    | Decal-Reference, Quick |

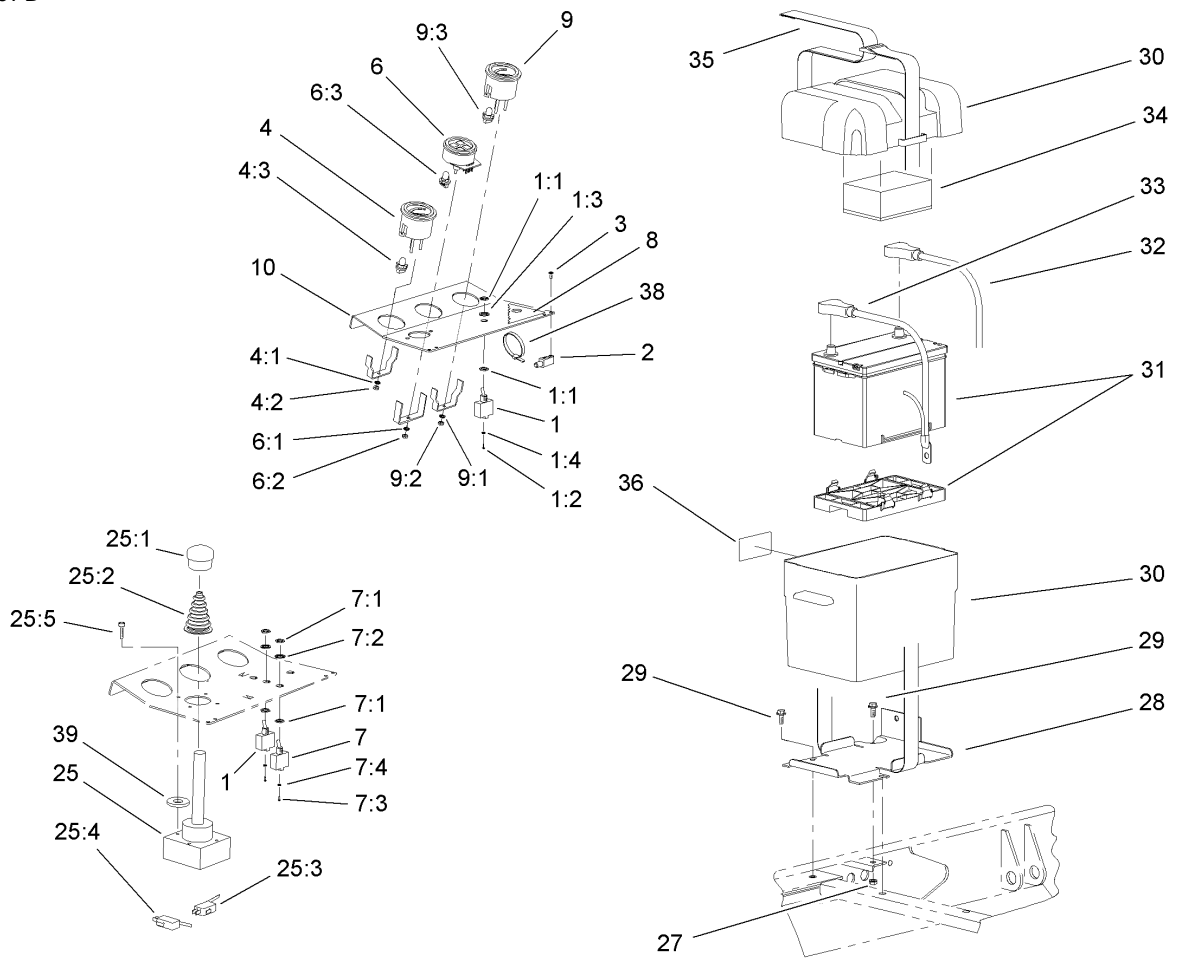
|  |  |  |  |
|--|--|--|--|
|  |  |  |  |
|--|--|--|--|



## Control Console Assembly

| Ref  | Part No.    | Qty. | Description                     |
|------|-------------|------|---------------------------------|
| 1    | 105-0137-03 | 1    | Bracket-Block, Fuse             |
| 3    | 114-3343    | 1    | Harness-Wire, 6700              |
| 3:1  | 85-4491     | 1    | Light-Indicator (Includes Lamp) |
| 3:2  | 219-19      | 1    | Lamp-Green                      |
| 6    | 75-6820     | 1    | Hourmeter                       |
| 7    | 32144-18    | 2    | Screw-HH                        |
| 8    | 104-0027    | 1    | Box-Control                     |
| 9    | 104-5229    | 1    | Decal-Fuses, Ce                 |
| 10   | 3296-2      | 4    | Nut-Lock                        |
| 11   | 321-4       | 2    | Screw-HH                        |
| 12   | 3253-3      | 2    | Washer-Lock                     |
| 14   | 322-4       | 3    | Screw-HH                        |
| 15   | 104-1497    | 2    | Hinge-Receiver                  |
| 16   | 32105-13    | 4    | Screw-HWH                       |
| 17   | 32144-1     | 6    | Screw-Taptite                   |
| 19   | 94-6343     | 1    | Decal-Identification, Wire      |
| 20   | 3256-3      | 3    | Washer-Flat                     |
| 21   | 94-5626     | 1    | Latch-Draw, Flexible            |
| 21:1 | 103-4080    | 1    | Latch-Rubber                    |
| 21:2 | 103-4081    | 1    | Latch-Keeper                    |
| 22   | 104-9298    | 1    | Decal-Controller                |
| 23   | 105-0119    | 1    | Harness-Wire, Console           |
| 23:1 | 219-19      | 1    | Lamp-Green                      |
| 23:2 | 85-4491     | 1    | Light-Indicator (Includes Lamp) |

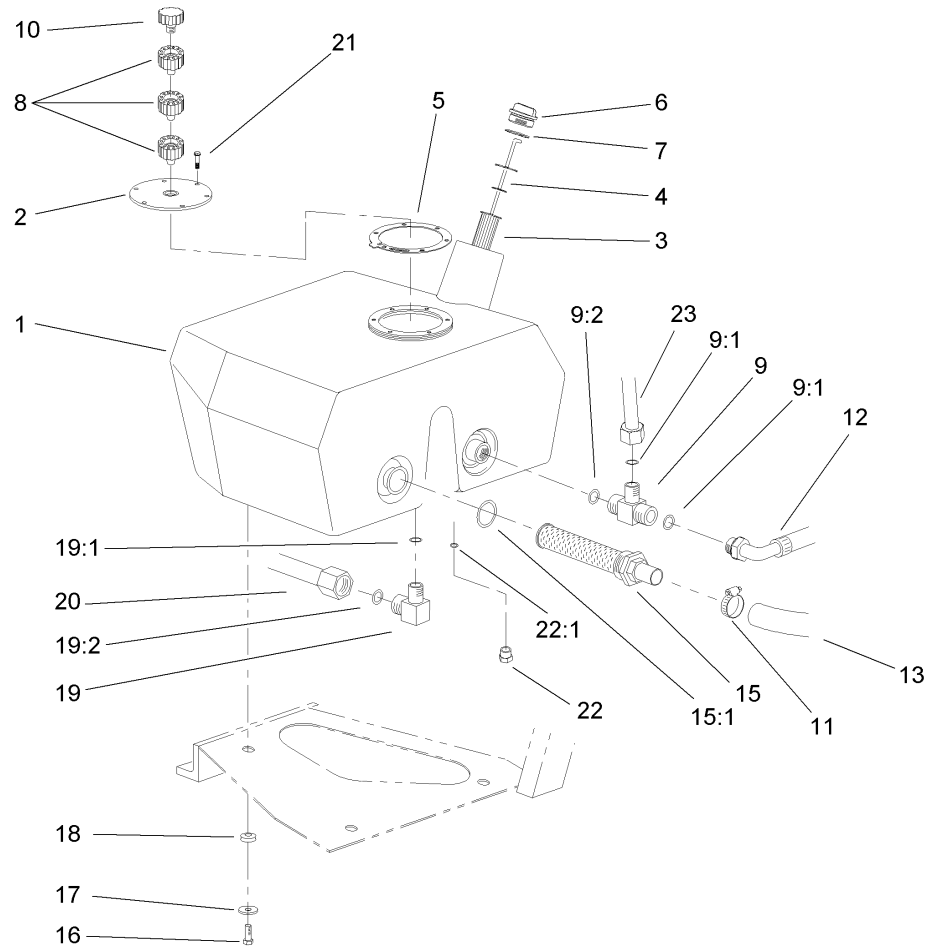
| Ref  | Part No. | Qty. | Description               |
|------|----------|------|---------------------------|
| 23:3 | 94-9157  | 1    | Fuse-Blade, 4 Amp         |
| 23:4 | 114241   | 1    | Fuse-7.5 Amp              |
| 23:5 | 218-578  | 3    | Fuse-10 Amp               |
| 23:6 | 109355   | 1    | Fuse-15 Amp               |
| 23:7 | 109101   | 1    | Fuse-20 Amp               |
| 24   | 94-6344  | 1    | Decal-Wire                |
| 26   | 105-9267 | 1    | Decal-Diagnostic, Control |
| 27   | 104-5221 | 1    | Decal-Diagnostic, Control |



## Control Console and Battery Assembly

| Ref | Part No. | Qty. | Description            |
|-----|----------|------|------------------------|
| 1   | 99-8352  | 1    | Switch-Backlap, Master |
| 1:1 | 218-498  | 2    | Nut-Lock               |
| 1:2 | 218-588  | 3    | Screw                  |
| 1:3 | 218-589  | 1    | Washer                 |
| 1:4 | 3253-19  | 3    | Washer-Lock            |
| 2   | 104-1496 | 2    | Hinge-Pin              |
| 3   | 32144-1  | 4    | Screw-Taptite          |
| 4   | 98-9339  | 1    | Gauge-Fuel             |
| 4:1 | 3254-1   | 3    | Washer-Lock, Int       |
| 4:2 | 3217-27  | 3    | Nut-Hex                |
| 4:3 | 105-9265 | 1    | Bulb And Lamp ASM      |
| 6   | 112-6561 | 1    | Warning Light ASM      |
| 6:1 | 3254-1   | 1    | Washer-Lock, Int       |
| 6:2 | 3217-27  | 1    | Nut-Hex                |
| 6:3 | 105-9264 | 4    | Bulb And Lamp ASM      |
| 7   | 75-1010  | 2    | Switch-Reel            |
| 7:1 | 218-498  | 2    | Nut-Lock               |
| 7:2 | 218-589  | 1    | Washer                 |
| 7:3 | 218-588  | 2    | Screw                  |
| 7:4 | 3253-19  | 2    | Washer-Lock            |
| 8   | 105-0123 | 1    | Decal-Console          |
| 9   | 98-9308  | 1    | Gauge-Temperature      |
| 9:1 | 3254-1   | 3    | Washer-Lock, Int       |
| 9:2 | 3217-27  | 3    | Nut-Hex                |

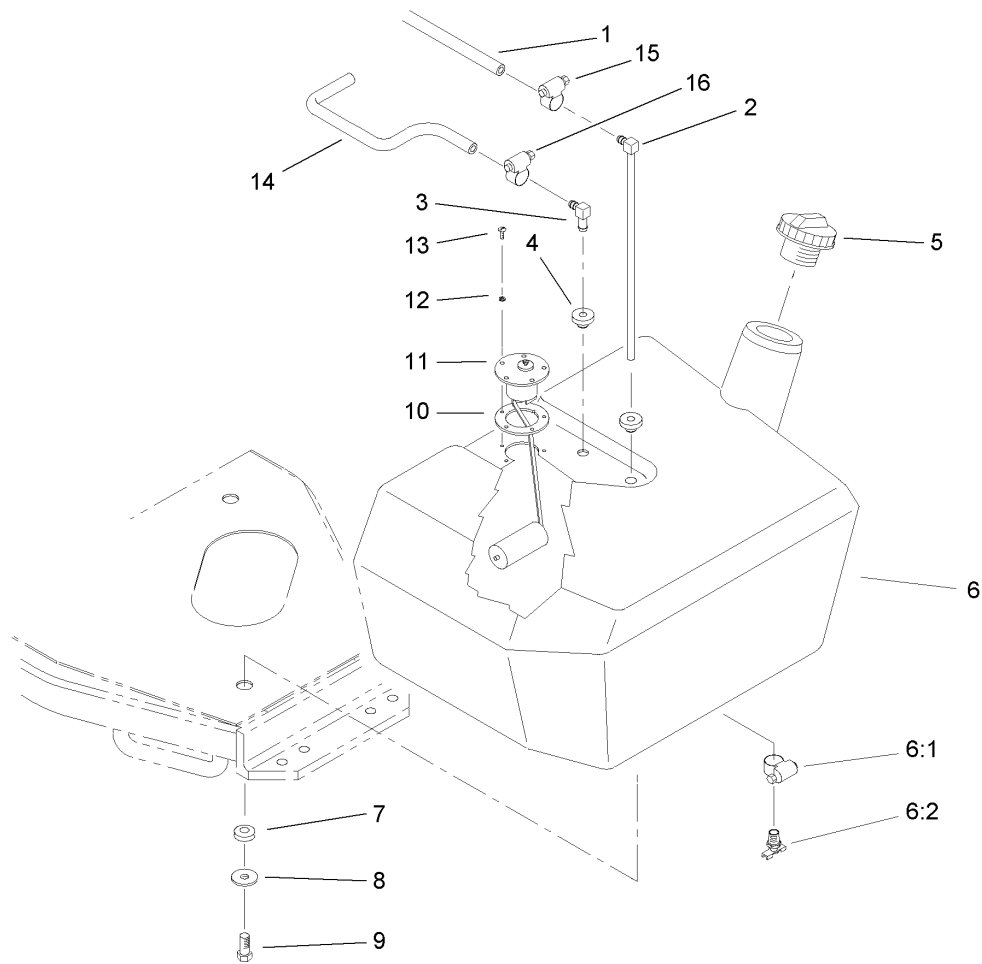
| Ref  | Part No.    | Qty. | Description             |
|------|-------------|------|-------------------------|
| 9:3  | 105-9265    | 1    | Bulb And Lamp ASM       |
| 10   | 104-1498-03 | 1    | Panel-Control           |
| 25   | 93-9196     | 1    | Joystick-6 Position     |
| 25:1 | 3290-489    | 1    | Knob                    |
| 25:2 | 94-2600     | 2    | Boot-Joystick           |
| 25:3 | 94-2601     | 4    | Microswitch             |
| 25:4 | 94-2602     | 2    | Actuator-Joystick       |
| 25:5 | 60-6500     | 4    | Screw-HH                |
| 27   | 3296-29     | 1    | Nut-Lock, NI            |
| 28   | 93-7974-03  | 1    | Plate-Box, Battery      |
| 29   | 3234-5      | 3    | Screw-HHF               |
| 30   | 93-7595     | 1    | Battery Box ASM         |
| 31   | 106-5190    | 1    | Battery                 |
| 32   | 105-0114    | 1    | Cable-Battery, Positive |
| 33   | 105-0115    | 1    | Cable-Battery, Negative |
| 34   | 93-7968     | 1    | Pad-Foam                |
| 35   | 3339-175    | 1    | Strapping-Web, 48 Inch  |
| 36   | 93-6668     | 1    | Decal-Battery           |
| 38   | 3290-378    | 2    | Tie-Cable               |
| 39   | 3256-75     | 4    | Washer-Flat             |



## Hydraulic Filter and Reservoir Assembly

| Ref  | Part No.  | Qty. | Description          |
|------|-----------|------|----------------------|
| 1    | 104-9254  | 1    | Tank-Oil             |
| 2    | 99-2580   | 1    | Cover-Tank           |
| 3    | 61-2790   | 1    | Filter-Screen        |
| 4    | 75-3710   | 1    | Dipstick             |
| 5    | 93-7499   | 1    | Gasket               |
| 6    | 93-7498   | 1    | Plug-Plastic         |
| 7    | 94-8166   | 1    | O-Ring               |
| 8    | 92-8020   | 3    | Adapter-Breather     |
| 9    | 104-3795  | 1    | Fitting-HYD, Tee     |
| 9:1  | 340-65    | 2    | O-Ring               |
| 9:2  | 237-146   | 1    | O-Ring               |
| 10   | 68-6150   | 1    | Breather             |
| 11   | 2412-111  | 1    | Clamp                |
| 12   | 104-3790  | 1    | Pump Return Hose ASM |
| 13   | 104-3792  | 1    | Hose-Suction         |
| 15   | 105-0131  | 1    | Strainer-Tank, Oil   |
| 15:1 | 340-136   | 1    | O-Ring               |
| 16   | 33105-025 | 3    | Screw-HHF            |
| 17   | 63-8410   | 3    | Washer               |
| 18   | 240-11    | 3    | Bushing-Flange       |
| 19   | 340-98    | 1    | Fitting-HYD, 90 DEG  |
| 19:1 | 237-79    | 1    | O-Ring               |
| 19:2 | 237-30    | 1    | O-Ring               |
| 20   | 92-7478   | 1    | RH Motor Tube ASM    |

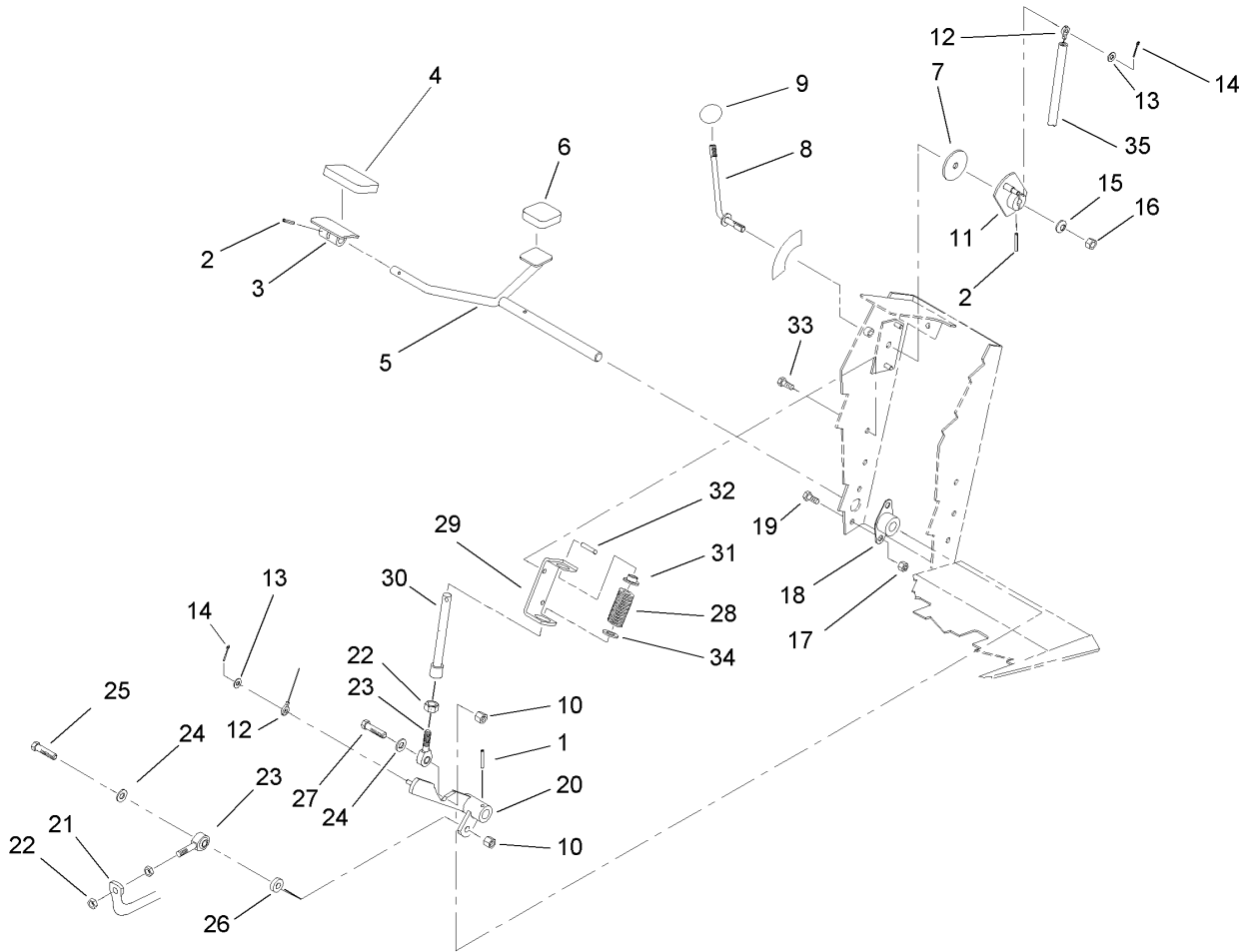
| Ref  | Part No.  | Qty. | Description       |
|------|-----------|------|-------------------|
| 21   | 33104-020 | 6    | Screw-HHF         |
| 22   | 353-508   | 1    | Plug              |
| 22:1 | 237-42    | 1    | O-Ring            |
| 23   | 104-3748  | 1    | HYD Tank Tube ASM |
| 23:1 | 340-65    | 1    | O-Ring            |



## Fuel Tank Assembly

| Ref | Part No.  | Qty. | Description      |
|-----|-----------|------|------------------|
| 1   | 115-2038  | 1    | Hose-Fuel        |
| 2   | 110-9689  | 1    | Pipe-Stand       |
| 3   | 104-5228  | 1    | Fitting-Elbow    |
| 4   | 46-6560   | 2    | Bushing          |
| 5   | 115-3002  | 1    | Cap-Biodiesel    |
| 6   | 105-7949  | 1    | Tank-Fuel        |
| 6:1 | 2412-36   | 1    | Clamp-Hose       |
| 6:2 | 304-46    | 1    | Draincock        |
| 7   | 240-11    | 3    | Bushing-Flange   |
| 8   | 63-8410   | 3    | Washer           |
| 9   | 33105-025 | 3    | Screw-HHF        |
| 10  | 62-7650   | 1    | Gasket           |
| 11  | 63-7640   | 1    | Sender-Fuel      |
| 12  | 3253-15   | 5    | Washer-Lock      |
| 13  | 32122-24  | 5    | Screw-PTH        |
| 14  | 110-4102  | 1    | Hose-Fuel        |
| 15  | 92-2379   | 1    | Clamp-Hose       |
| 16  | 2412-80   | 1    | Clamp-Line, Fuel |

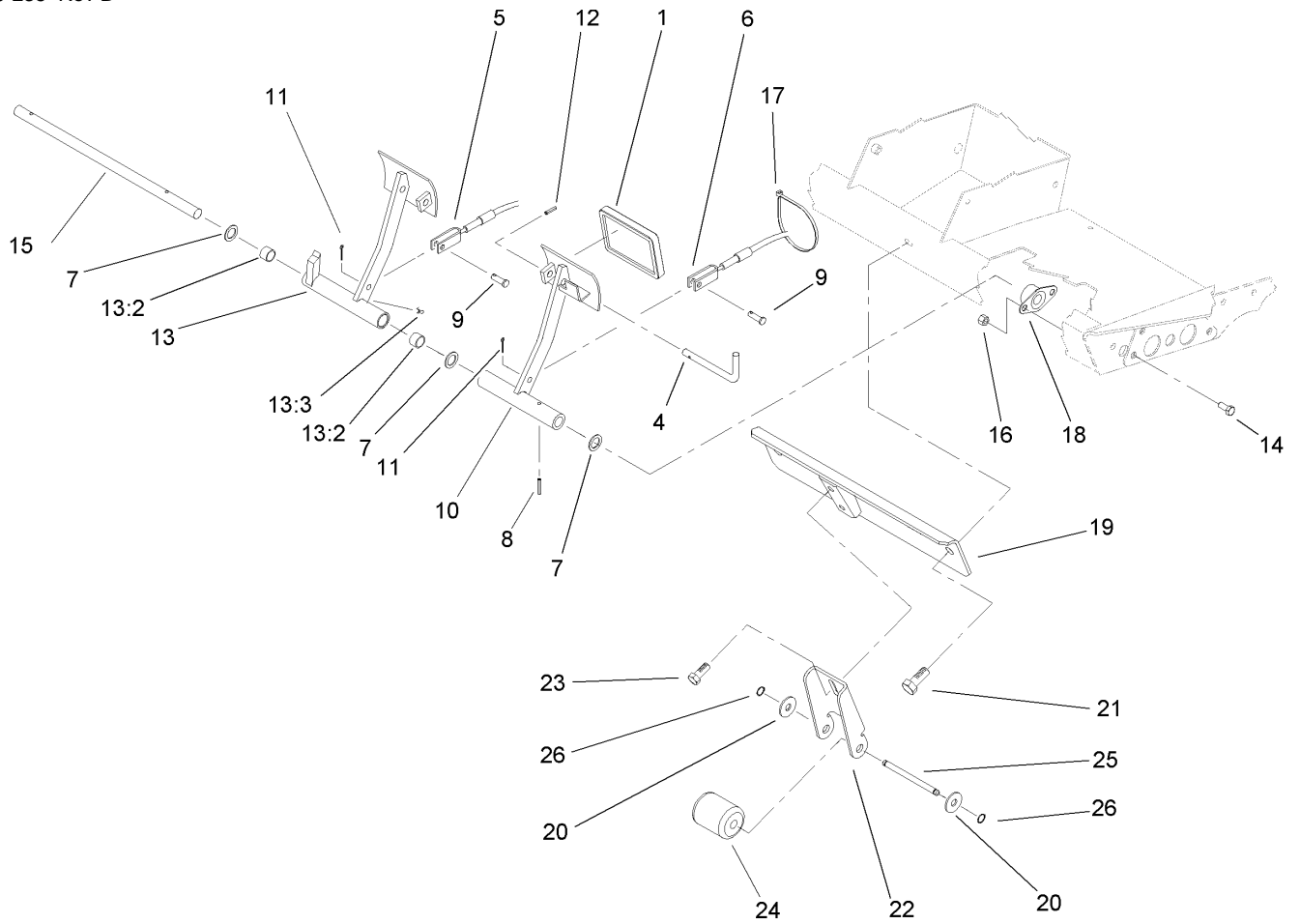
|  |  |  |  |
|--|--|--|--|
|  |  |  |  |
|  |  |  |  |
|  |  |  |  |
|  |  |  |  |



## Traction Pedal Assembly

| Ref | Part No.    | Qty. | Description           |
|-----|-------------|------|-----------------------|
| 1   | 32121-6     | 1    | Pin-Roll, Slotted     |
| 2   | 32121-45    | 2    | Pin-Spring            |
| 3   | 49-6440-03  | 1    | Pedal-Forward         |
| 4   | 74-9100     | 1    | Pad-Pedal, Forward    |
| 5   | 75-2970     | 1    | Pedal-Traction        |
| 6   | 74-9110     | 1    | Pad-Pedal, Reverse    |
| 7   | 75-6550     | 1    | Disc-Friction         |
| 8   | 75-6490     | 1    | Lever ASM             |
| 9   | 233-42      | 1    | Knob                  |
| 10  | 3296-59     | 2    | Nut-Lock, NI          |
| 11  | 112-5084    | 1    | Bracket-Lever         |
| 12  | 75-6580     | 1    | Cable-Pedal           |
| 13  | 3256-22     | 2    | Washer-Flat           |
| 14  | 3272-2      | 2    | Pin-Cotter            |
| 15  | 3290-461    | 1    | Washer-Spring         |
| 16  | 3296-59     | 1    | Nut-Lock, NI          |
| 17  | 32128-20    | 4    | Nut-HF                |
| 18  | 256-236     | 2    | Bearing-Mount, Flange |
| 19  | 322-3       | 4    | Screw-HH              |
| 20  | 75-3270-03  | 1    | Hub-Pivot, Traction   |
| 21  | 100-3893-03 | 1    | Tube-Control, Pump    |
| 22  | 3220-3      | 3    | Nut-HJ                |
| 23  | 2411-36     | 2    | Bearing-End, Rod      |
| 24  | 3256-24     | 2    | Washer-Flat           |

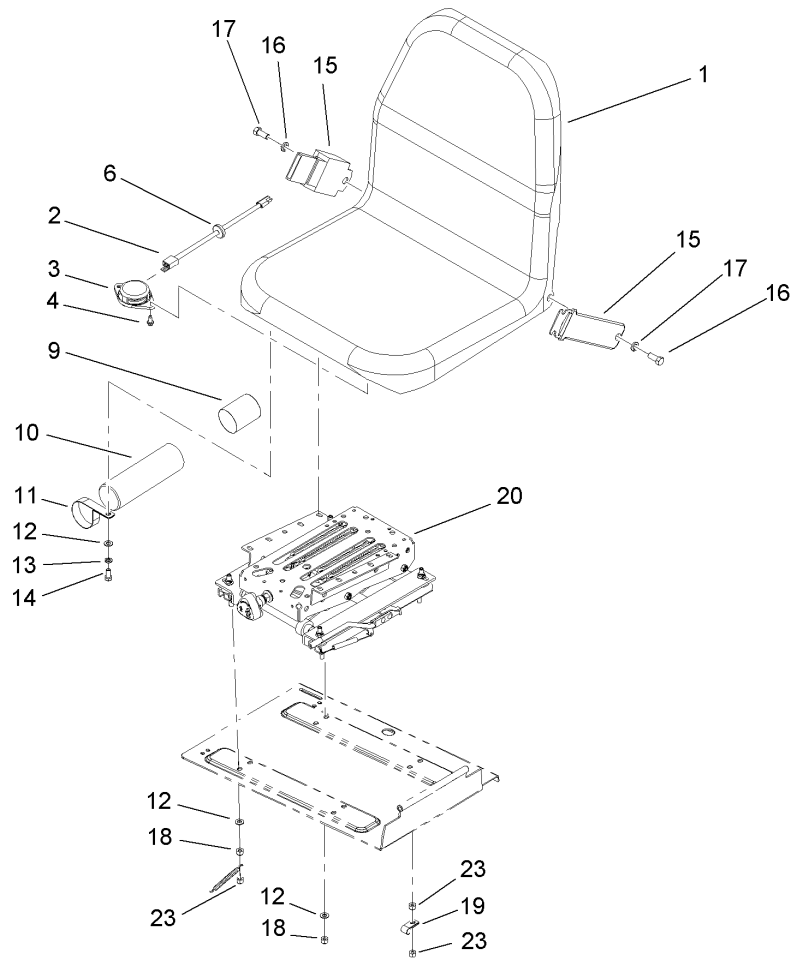
| Ref | Part No.   | Qty. | Description     |
|-----|------------|------|-----------------|
| 25  | 323-8      | 1    | Screw-HH        |
| 26  | 5-0652     | 1    | Spacer          |
| 27  | 323-29     | 1    | Screw-HH        |
| 28  | 60-5700    | 1    | Spring          |
| 29  | 92-7608-03 | 1    | Bracket-Spring  |
| 30  | 92-7609    | 1    | Shaft-Spring    |
| 31  | 92-7610    | 1    | Retainer-Spring |
| 32  | 32121-11   | 1    | Pin-Roll        |
| 33  | 32144-14   | 2    | Screw-HWHTF     |
| 34  | 3256-5     | 1    | Washer-Flat     |
| 35  | 95-7151    | 1    | Tube-Convoluted |



### Brake Pedal Assembly

| Ref  | Part No.    | Qty. | Description           |
|------|-------------|------|-----------------------|
| 1    | 93-8742     | 2    | Footpad-Brake         |
| 4    | 63-7880     | 1    | Pin-Latch, Brake      |
| 5    | 92-7530     | 1    | LH Brake Cable ASM    |
| 6    | 92-7529     | 1    | RH Brake Cable ASM    |
| 7    | 3256-69     | 3    | Washer-Flat           |
| 8    | 32121-16    | 1    | Pin-Spring            |
| 9    | 283-58      | 2    | Pin-Clevis            |
| 10   | 75-1440-03  | 1    | LH Brake Pedal ASM    |
| 11   | 3272-10     | 2    | Pin-Cotter            |
| 12   | 32121-50    | 1    | Pin-Spring            |
| 13   | 75-1430     | 1    | Pedal-Brake, RH       |
| 13:2 | 256-42      | 2    | Bushing               |
| 13:3 | 302-5       | 1    | Fitting-Grease        |
| 14   | 322-3       | 4    | Screw-HH              |
| 15   | 75-1470     | 1    | Pin-Pivot, Brake      |
| 16   | 32128-20    | 4    | Nut-HF                |
| 17   | 3290-378    | 1    | Tie-Cable             |
| 18   | 256-236     | 2    | Bearing-Mount, Flange |
| 19   | 105-0138-03 | 1    | Stabilizer            |
| 20   | 3256-26     | 2    | Washer-Flat           |
| 21   | 3234-38     | 2    | Screw-HHF             |
| 22   | 108-6706-03 | 1    | Bracket-Tipper        |
| 23   | 3234-1      | 2    | Screw-HHF             |
| 24   | 108-6707    | 1    | Roller-Reel           |

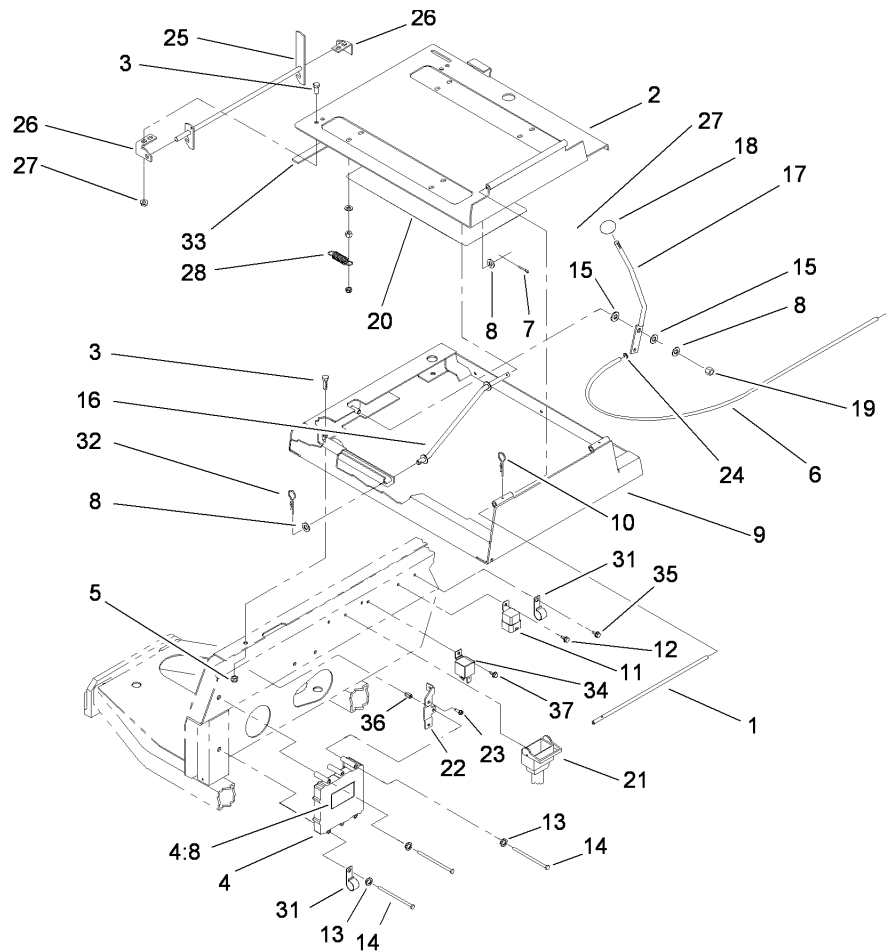
| Ref | Part No. | Qty. | Description    |
|-----|----------|------|----------------|
| 25  | 108-6705 | 1    | Pin-Roller     |
| 26  | 32151-61 | 2    | Ring-Retaining |



## Seat and Suspension Assembly

| Ref | Part No. | Qty. | Description               |
|-----|----------|------|---------------------------|
| 1   | 104-4620 | 1    | Seat                      |
| 2   | 106-7090 | 1    | Harness-Wire, Seat Switch |
| 3   | 112-6566 | 1    | Switch-Seat               |
| 4   | 32144-10 | 2    | Screw-HWH                 |
| 6   | 240-5    | 1    | Grommet-Rubber            |
| 9   | 104-7048 | 1    | Cap-Housing               |
| 10  | 104-7050 | 1    | Housing-Manual            |
| 11  | 2412-133 | 2    | R-Clamp                   |
| 12  | 3256-23  | 8    | Washer-Flat               |
| 13  | 3253-4   | 4    | Washer-Lock               |
| 14  | 322-3    | 4    | Screw-HH                  |
| 15  | 110-9720 | 1    | Seat Belt ASM             |
| 16  | 3212-4   | 2    | Screw-HH                  |
| 17  | 3253-6   | 2    | Washer-Lock               |
| 18  | 3296-29  | 3    | Nut-Lock, NI              |
| 19  | 2412-93  | 1    | Clamp-R                   |
| 20  | 110-9730 | 1    | Seat Suspension ASM       |
| 23  | 3296-47  | 3    | Nut-Lock, NI              |

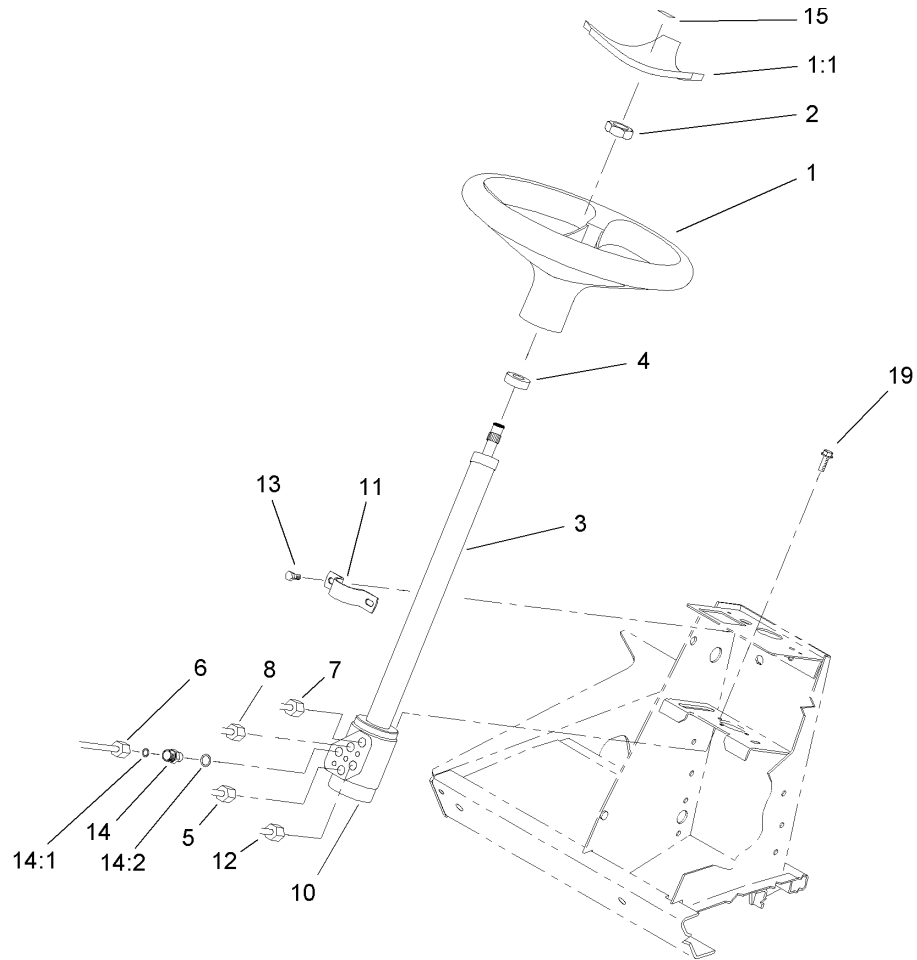




## Seat Frame and Throttle Assembly

| Ref | Part No.    | Qty. | Description                      |
|-----|-------------|------|----------------------------------|
| 1   | 75-3400     | 1    | Shaft-Pivot, Seat                |
| 2   | 110-0453-03 | 1    | Seat Plate ASM                   |
| 3   | 322-3       | 8    | Screw-HH                         |
| 4   | 92-5720     | 2    | Controller                       |
| 4:8 | 93-8053     | 1    | Decal                            |
| 5   | 3296-29     | 4    | Nut-Lock, NI                     |
| 6   | 105-0102    | 1    | Cable-Throttle                   |
| 7   | 3272-10     | 1    | Pin-Cotter                       |
| 8   | 3256-24     | 3    | Washer-Flat                      |
| 9   | 98-2352-03  | 1    | Frame-Seat                       |
| 10  | 3290-467    | 1    | Pin-Hair                         |
| 11  | 70-1480     | 1    | Relay                            |
| 12  | 32144-10    | 1    | Screw-HWH                        |
| 13  | 3253-3      | 3    | Washer-Lock                      |
| 14  | 321-36      | 3    | Screw-HH                         |
| 15  | 66-2920     | 2    | Washer-Friction                  |
| 16  | 75-3680-03  | 1    | Rod-Seat                         |
| 17  | 93-7598     | 1    | Lever-Throttle                   |
| 18  | 233-42      | 1    | Knob                             |
| 19  | 3296-39     | 1    | Nut-Lock, NI                     |
| 20  | 115-8000    | 1    | Decal-Information, Solenoid (Ce) |
| 21  | 114-3976    | 1    | Harness-Wire                     |
| 22  | 106-7789-03 | 1    | Bracket-Controller               |
| 23  | 49-2040     | 2    | Screw-HWHTF                      |

| Ref | Part No.   | Qty. | Description          |
|-----|------------|------|----------------------|
| 24  | 52-5910    | 1    | Ring-Retaining       |
| 25  | 98-2354-03 | 1    | Latch-Seat           |
| 26  | 98-2353    | 2    | Bracket-Latch, Seat  |
| 27  | 32128-25   | 4    | Nut-HF               |
| 28  | 66-4190    | 1    | Spring-Idler, Clutch |
| 31  | 2412-150   | 2    | Clip-J               |
| 32  | 3290-307   | 1    | Pin-Hair             |
| 33  | 94-8146    | 1    | Strip-Foam           |
| 34  | 99-7435    | 1    | Relay-Power          |
| 35  | 32144-11   | 1    | Screw-HWHTF          |
| 36  | 32148-6    | 1    | Insert-Nut           |
| 37  | 32144-1    | 1    | Screw-Taptite        |

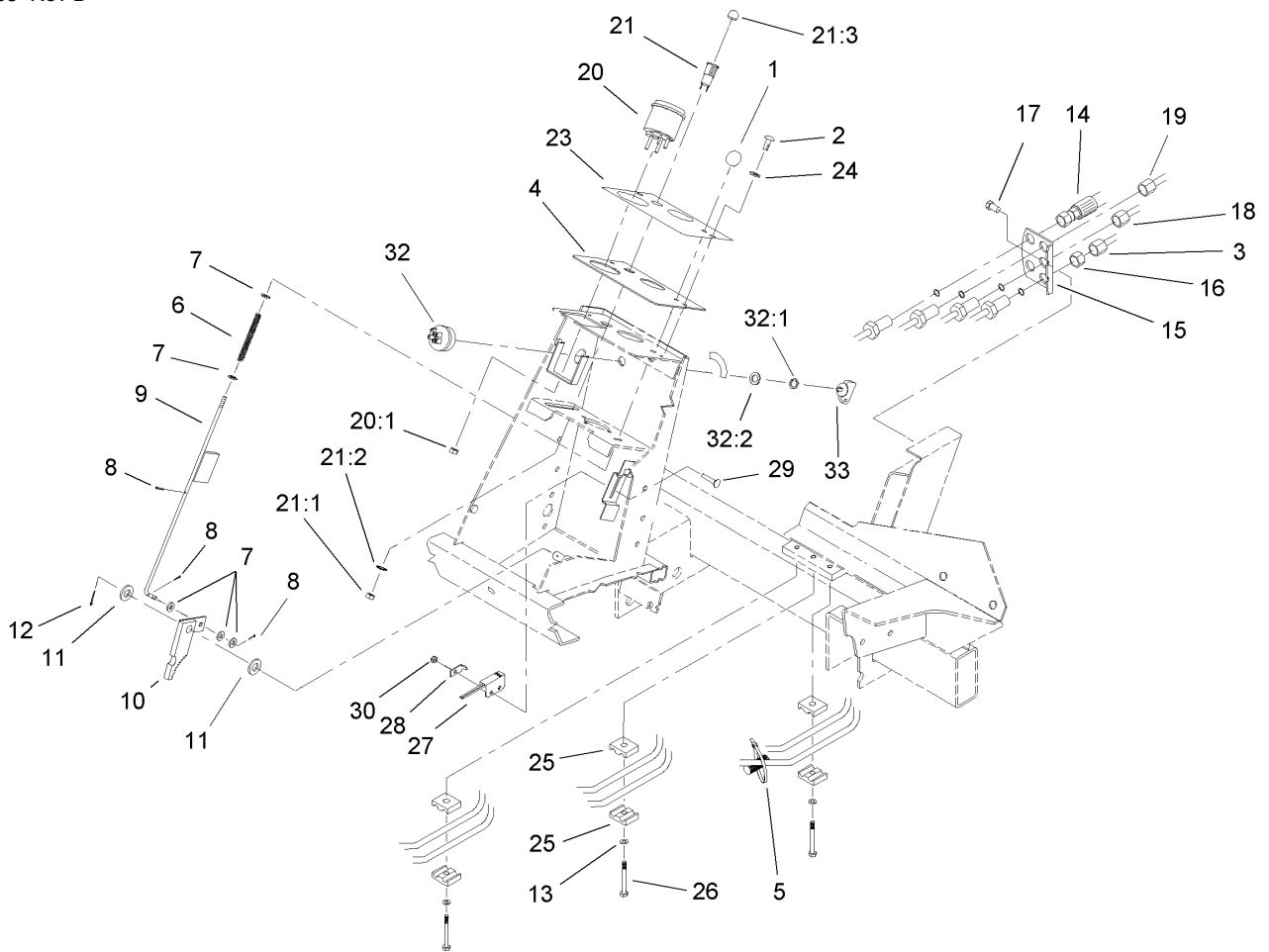


## Steering Wheel Assembly

| Ref   | Part No.  | Qty. | Description                 |
|-------|-----------|------|-----------------------------|
| 1     | 98-1471   | 1    | Wheel-Steering              |
| 1:1   | 98-1468   | 1    | Cover-Wheel, Steering       |
| 2     | 107-2562  | 1    | Nut-Hex                     |
| 3     | 94-9951   | 1    | Column-Steering             |
| 4     | 21-9260   | 1    | Cover-Dust                  |
| 5     | 94-3059   | 1    | HYD Tube ASM                |
| ●5:1  | 237-22    | 1    | O-Ring                      |
| 6     | 104-3733  | 1    | Front In Straight Tube ASM  |
| ●6:1  | 237-22    | 1    | O-Ring                      |
| 7     | 104-3737  | 1    | Front Out Straight Tube ASM |
| 8     | 94-3060   | 1    | HYD Tube ASM                |
| ●8:1  | 237-22    | 1    | O-Ring                      |
| 10    | 114-5075  | 1    | Steering Control ASM        |
| 11    | 75-2810   | 1    | Bracket-Column, Steering    |
| 12    | 94-3071   | 1    | HYD Tube ASM                |
| ●12:1 | 237-22    | 1    | O-Ring                      |
| 13    | 3234-7    | 2    | Screw-HHF                   |
| 14    | 340-2     | 5    | Fitting-HYD, Straight       |
| 14:1  | 237-22    | 1    | O-Ring                      |
| 14:2  | 237-42    | 1    | O-Ring                      |
| 15    | 98-1459   | 1    | Decal                       |
| 19    | 33103-020 | 3    | Screw-HHF                   |

|  |  |  |  |
|--|--|--|--|
|  |  |  |  |
|  |  |  |  |
|  |  |  |  |
|  |  |  |  |

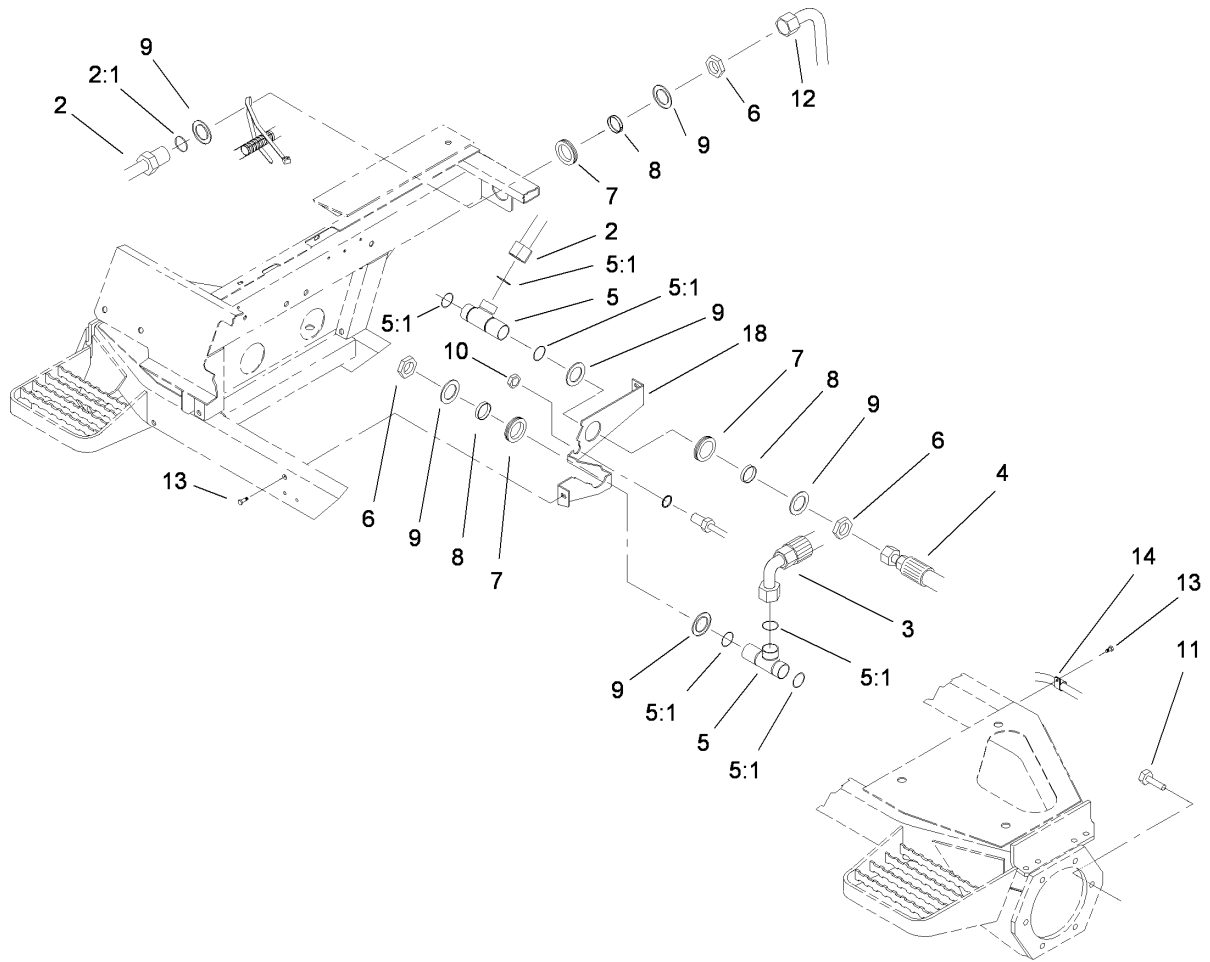




## Steering Tower Assembly

| Ref    | Part No.   | Qty. | Description               |
|--------|------------|------|---------------------------|
| 1      | 233-17     | 1    | Knob                      |
| 2      | 87-6620    | 2    | Screw                     |
| 3      | 104-3738   | 1    | HYD Tube ASM              |
| ● 3:1  | 237-22     | 2    | O-Ring                    |
| 4      | 93-7998-03 | 1    | Plate-Instrument          |
| 5      | 3290-379   | 1    | Tie-Cable                 |
| 6      | 95-1821-03 | 1    | Spring-Compression        |
| 7      | 3256-22    | 5    | Washer-Flat               |
| 8      | 3272-5     | 3    | Pin-Cotter                |
| 9      | 104-1492   | 1    | Rod ASM                   |
| 10     | 63-7900-03 | 1    | Rack ASM                  |
| 11     | 3256-26    | 2    | Washer-Flat               |
| 12     | 3272-10    | 1    | Pin-Cotter                |
| 13     | 3256-23    | 3    | Washer-Flat               |
| 14     | 105-7926   | 1    | Steering Hose ASM         |
| 15     | 92-7606-03 | 1    | Bracket-Bulkhead          |
| 16     | 340-70     | 4    | Nut-Lock                  |
| 17     | 32144-14   | 2    | Screw-HWHTF               |
| 18     | 104-3745   | 1    | RH Rear Straight Tube ASM |
| ● 18:1 | 237-22     | 1    | O-Ring                    |
| 19     | 104-3746   | 1    | Rear In Straight Tube ASM |
| ● 19:1 | 237-22     | 1    | O-Ring                    |
| 20     | 105-3304   | 1    | Speedometer               |
| 20:1   | 3296-1     | 4    | Nut-Lock                  |

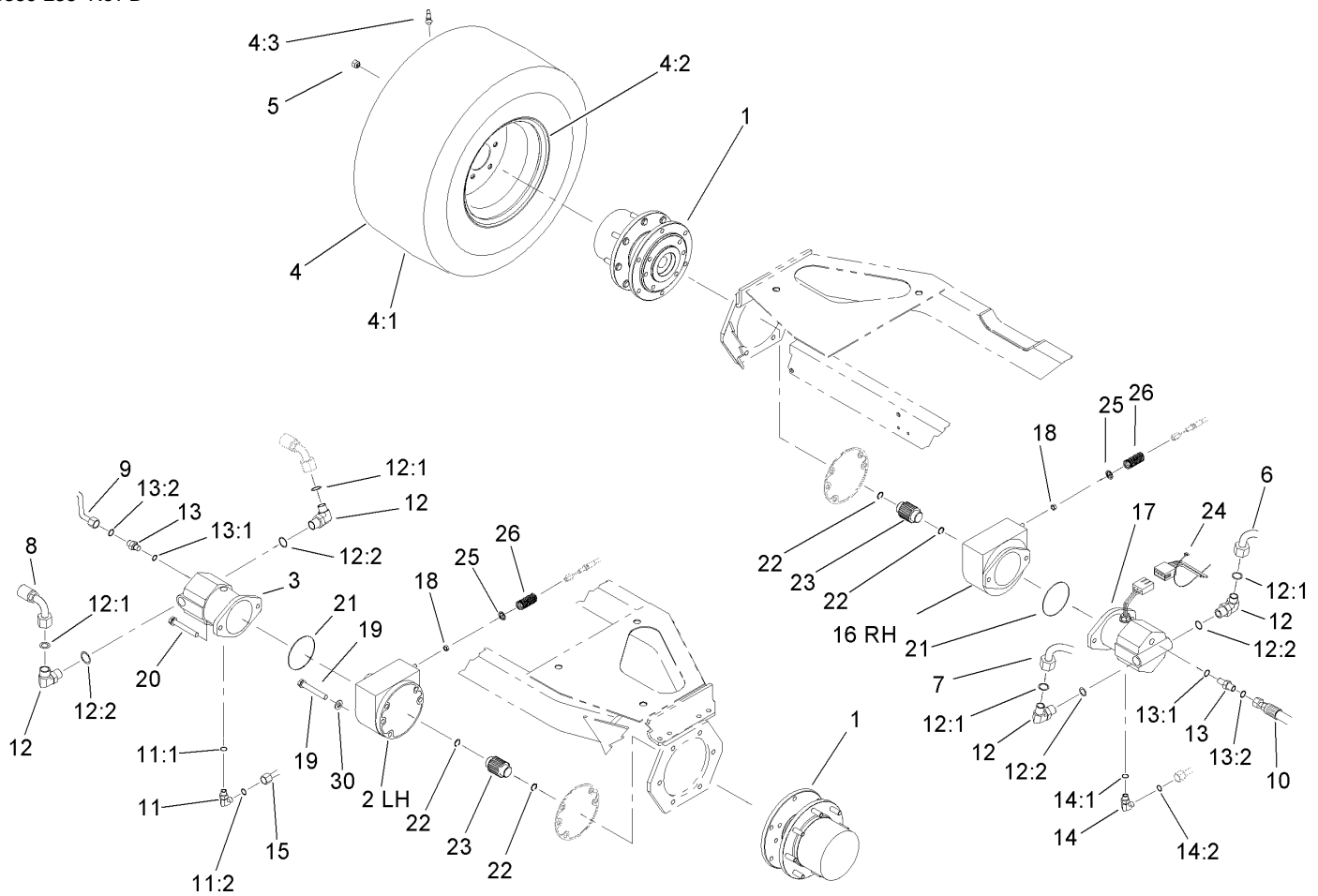
| Ref  | Part No. | Qty. | Description           |
|------|----------|------|-----------------------|
| 21   | 44-2210  | 1    | Light-Indicator, Red  |
| 21:1 | 218-535  | 1    | Nut-Hex               |
| 21:2 | 218-536  | 1    | Washer-Lock           |
| 21:3 | 218-533  | 1    | Lens                  |
| 23   | 93-1263  | 1    | Decal-Tower           |
| 24   | 3256-1   | 2    | Washer-Flat           |
| 25   | 56-7973  | 6    | Clamp-Tube            |
| 26   | 322-6    | 3    | Screw-HH              |
| 27   | 100-1270 | 1    | Switch-Proximity      |
| 28   | 100-4872 | 1    | Plate-Switch, Neutral |
| 29   | 3229-34  | 1    | Bolt-CARR             |
| 30   | 3296-2   | 1    | Nut-Lock              |
| 32   | 104-2541 | 1    | Switch ASM            |
| 32:1 | 218-461  | 1    | Nut-HH                |
| 32:2 | 3254-5   | 1    | Washer-Tooth          |
| 33   | 63-8360  | 2    | Key-Ignition          |



## Front Hydraulic Drive Assembly

| Ref   | Part No.   | Qty. | Description           |
|-------|------------|------|-----------------------|
| 2     | 104-3719   | 1    | HYD Tube ASM          |
| 2:1   | 340-65     | 1    | O-Ring                |
| 3     | 105-7922   | 1    | HYD Hose ASM          |
| 4     | 92-7486    | 1    | HYD Hose ASM          |
| 5     | 92-7550    | 2    | Fitting-Tee, Bulkhead |
| 5:1   | 340-65     | 3    | O-Ring                |
| 6     | 340-128    | 3    | Nut-Bulkhead          |
| 7     | 240-2      | 3    | Grommet-Rubber        |
| 8     | 69-8950    | 3    | Spacer                |
| 9     | 69-8920    | 6    | Washer                |
| 10    | 340-127    | 1    | Nut-Bulkhead          |
| 11    | 33106-030  | 12   | Screw-HHF             |
| 12    | 104-3736   | 1    | HYD Tube ASM          |
| ●12:1 | 237-58     | 1    | O-Ring                |
| 13    | 32144-14   | 5    | Screw-HWHTF           |
| 14    | 2412-93    | 2    | Clamp-R               |
| 18    | 92-7455-03 | 1    | Plate-Bulkhead        |

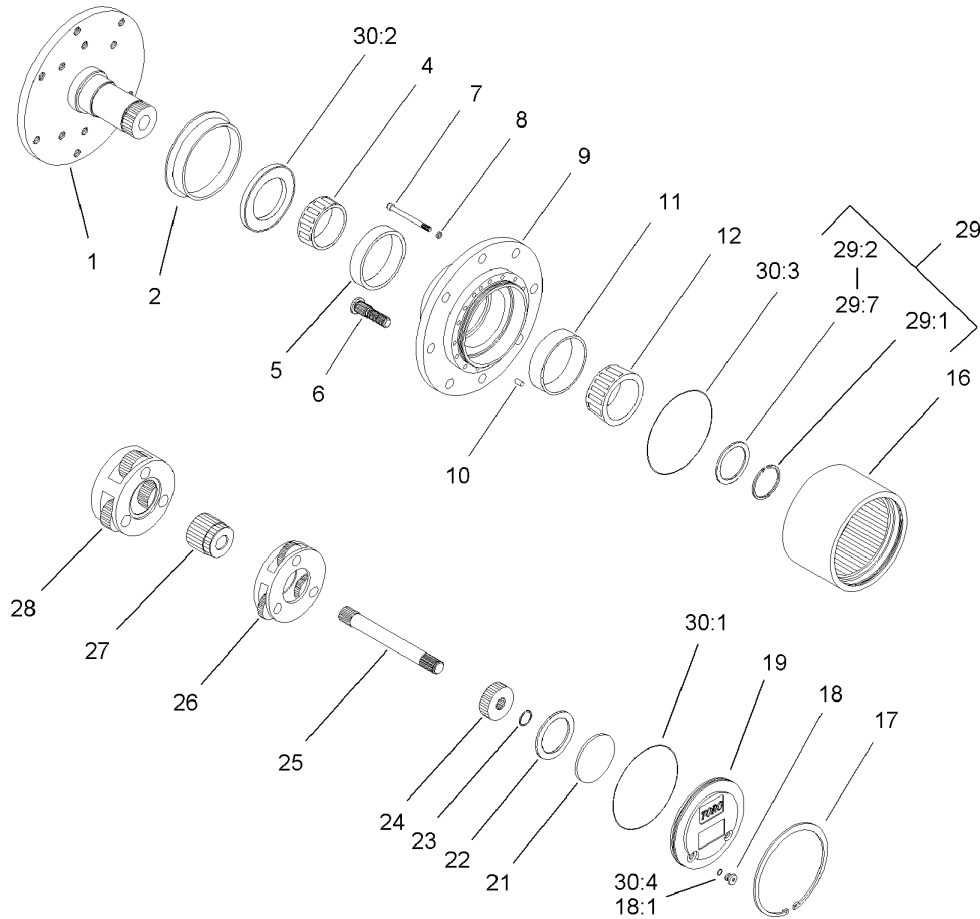
|  |  |  |  |
|--|--|--|--|
|  |  |  |  |
|--|--|--|--|



## Front Axle and Brake Assembly

| Ref  | Part No.    | Qty. | Description          |
|------|-------------|------|----------------------|
| 1    | 105-4500-03 | 2    | Planetary ASM        |
| 2    | 100-3070-03 | 1    | Brake ASM            |
| 3    | 92-7385     | 1    | HYD Motor ASM        |
| 4    |             | 2    | Wheel And Tire ASM   |
| 4:1  | 95-3465     | 1    | Tire                 |
| 4:2  | 95-3464     | 1    | Rim                  |
| 4:3  | 232-24      | 1    | Stem-Valve           |
| 5    | 92-7483     | 16   | Nut-Lug              |
| 6    | 92-7475     | 1    | Traction Tube ASM    |
| 7    | 92-7476     | 1    | Traction Tube ASM    |
| 8    | 92-7487     | 1    | HYD Hose ASM         |
| 9    | 92-7477     | 1    | Motor Drain Tube ASM |
| 10   | 92-7488     | 1    | HYD Hose ASM         |
| 11   | 340-18      | 1    | Fitting-HYD, 90 DEG  |
| 11:1 | 237-79      | 1    | O-Ring               |
| 11:2 | 237-22      | 1    | O-Ring               |
| 12   | 340-142     | 4    | Fitting-HYD, 90 DEG  |
| 12:1 | 237-58      | 1    | O-Ring               |
| 12:2 | 237-81      | 1    | O-Ring               |
| 13   | 340-5       | 2    | Fitting-Straight     |
| 13:1 | 237-42      | 1    | O-Ring               |
| 13:2 | 237-30      | 1    | O-Ring               |
| 14   | 340-98      | 1    | Fitting-HYD, 90 DEG  |
| 14:1 | 237-79      | 1    | O-Ring               |

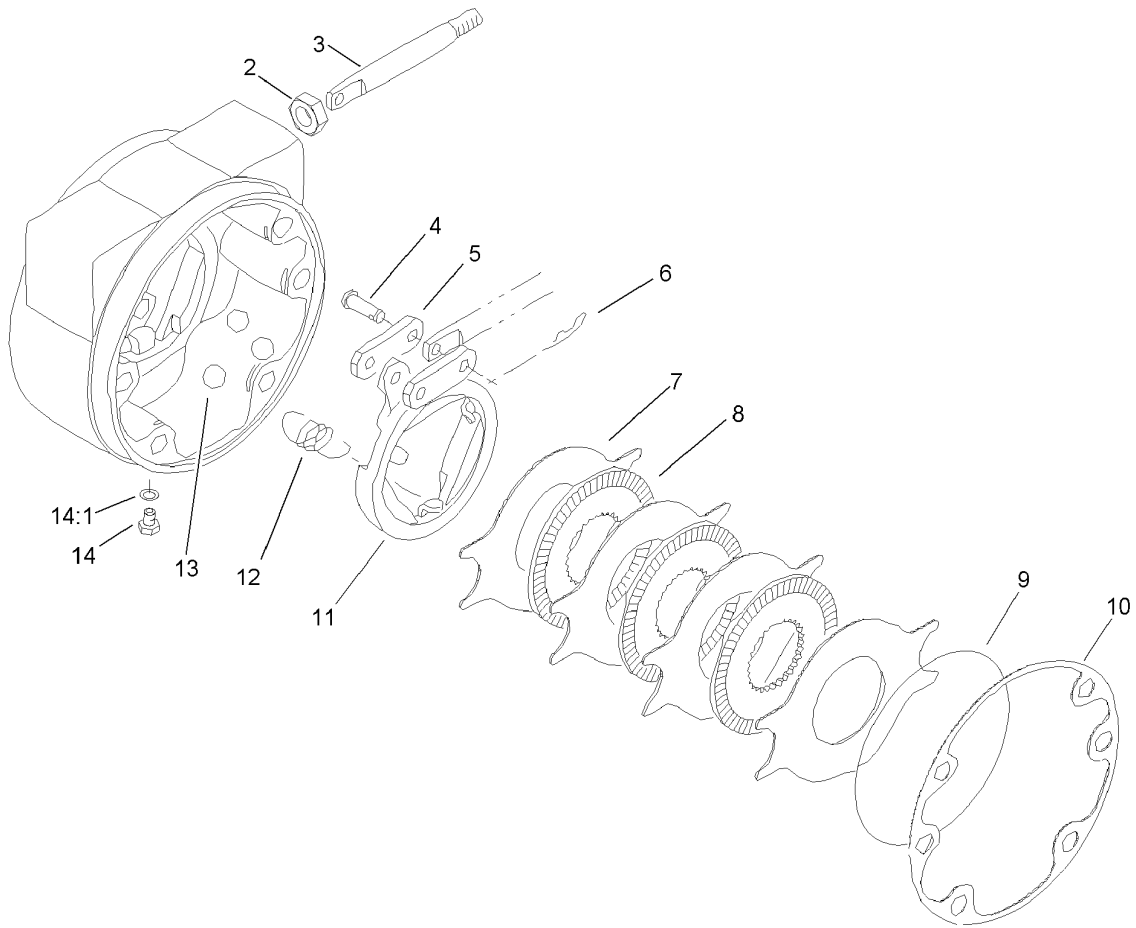
| Ref  | Part No.    | Qty. | Description              |
|------|-------------|------|--------------------------|
| 14:2 | 237-30      | 1    | O-Ring                   |
| 15   | 92-7598     | 1    | Front Drain Tube ASM     |
| 16   | 100-3069-03 | 1    | Brake ASM                |
| 17   | 93-7476     | 1    | HYD Motor ASM            |
| 18   | 3218-4      | 2    | Nut-Jam                  |
| 19   | 33106-090   | 8    | Screw-HHF                |
| 20   | 33116-120   | 4    | Screw-HH                 |
| 21   | 237-166     | 2    | O-Ring                   |
| 22   | 93-7972     | 4    | Ring-Retaining, Internal |
| 23   | 100-3046    | 2    | Shaft-Brake, Splined     |
| 24   | 3290-378    | 2    | Tie-Cable                |
| 25   | 94-3050     | 2    | Plate-Spring             |
| 26   | 94-3088     | 2    | Spring-Compression       |
| 30   | 3256-26     | 4    | Washer-Flat              |



## Planetary Assembly No. 105-4500-03

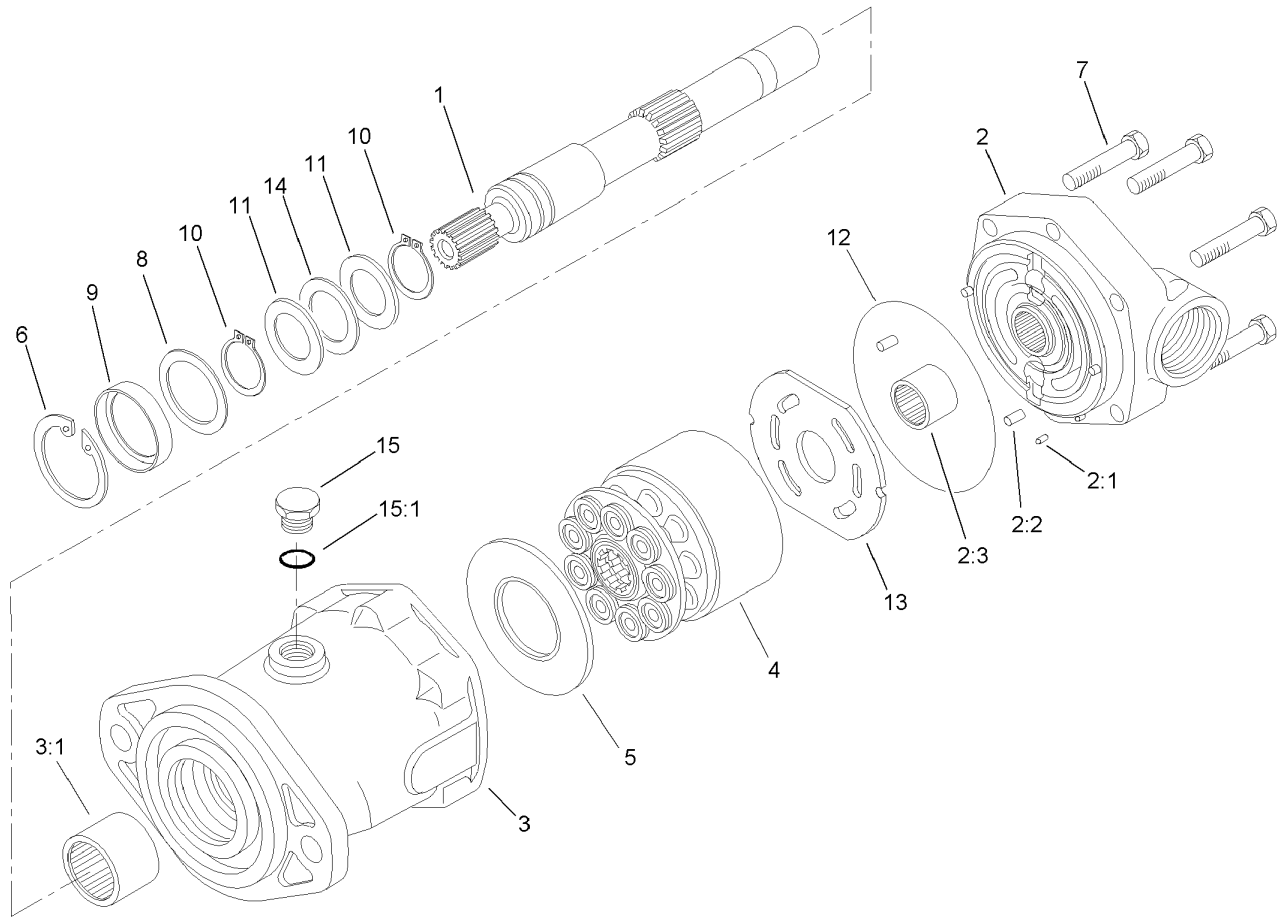
| Ref  | Part No. | Qty. | Description           |
|------|----------|------|-----------------------|
| ②1   |          | 1    | Spindle               |
| 2    | 105-8122 | 1    | Seal-Boot             |
| 4    | 105-8120 | 1    | Bearing-Cone          |
| 5    | 105-8119 | 1    | Bearing-Cup           |
| 6    | 105-8124 | 8    | Stud-Wheel            |
| 7    | 105-8125 | 16   | Bolt-Head, Socket     |
| 8    | 3253-18  | 16   | Washer-Lock           |
| ②9   |          | 1    | Housing               |
| 10   | 105-8121 | 1    | Pin-Dowel             |
| 11   | 105-8117 | 1    | Bearing-Cup           |
| 12   | 105-8118 | 1    | Bearing-Cone          |
| 16   | 105-8113 | 1    | Gear-Ring             |
| 17   | 105-8132 | 1    | Ring-Retaining        |
| 18   | 353-990  | 2    | Plug                  |
| 18:1 | 237-78   | 1    | O-Ring                |
| 19   | 105-8138 | 1    | Cap-End               |
| 21   | 105-8133 | 1    | Plug-Thrust           |
| 22   | 105-8123 | 1    | Washer-Thrust         |
| 23   | 105-8131 | 1    | Ring-Retaining        |
| 24   | 105-8114 | 1    | Gear-Primary          |
| 25   | 105-8115 | 1    | Shaft-Drive           |
| 26   | 105-8129 | 1    | Primary Carrier ASM   |
| 27   | 105-8139 | 1    | Gear-Secondary        |
| 28   | 105-8130 | 1    | Secondary Carrier ASM |

| Ref   | Part No. | Qty. | Description         |
|-------|----------|------|---------------------|
| 29    | 105-8136 | 1    | Shim Kit            |
| ②29:1 |          | 1    | Ring-Snap           |
| ②29:2 |          | 1    | Shim-Bearing, 2.9Mm |
| ②29:3 |          | 1    | Shim-Bearing, 2.8Mm |
| ②29:4 |          | 1    | Shim-Bearing, 2.7Mm |
| ②29:5 |          | 1    | Shim-Bearing, 2.6Mm |
| ②29:6 |          | 1    | Shim-Bearing, 2.5Mm |
| ②29:7 |          | 1    | Shim-Bearing, 2.4Mm |
| ①30   | 105-8137 | 1    | Seal Kit            |
| ②30:1 |          | 1    | O Ring-Flange Cap   |
| ②30:2 |          | 1    | Seal-Oil            |
| ②30:3 |          | 2    | O Ring-End Cap      |
| 30:4  | 237-78   | 2    | O-Ring              |



## Brake Assembly No. 100-3070-03

| Ref  | Part No. | Qty. | Description       |
|------|----------|------|-------------------|
| 2    | 93-7977  | 1    | Seal              |
| 3    | 93-7978  | 1    | Rod-Pull          |
| 4    | 93-7983  | 2    | Pin-Clevis        |
| 5    | 93-7980  | 2    | Link              |
| 6    | 93-7979  | 2    | Pin-Hitch         |
| 7    | 93-7986  | 4    | Disc-Stationary   |
| 8    | 104-4278 | 3    | Disc-Rotating     |
| 9    | 93-7976  | 1    | Ring-Retaining    |
| 10   | 93-7984  | 1    | Gasket            |
| 11   | 104-4279 | 1    | Actuator-Rotating |
| 12   | 93-7987  | 3    | Spring-Extension  |
| 13   | 93-7985  | 3    | Ball              |
| 14   | 353-990  | 2    | Plug              |
| 14:1 | 237-78   | 1    | O-Ring            |

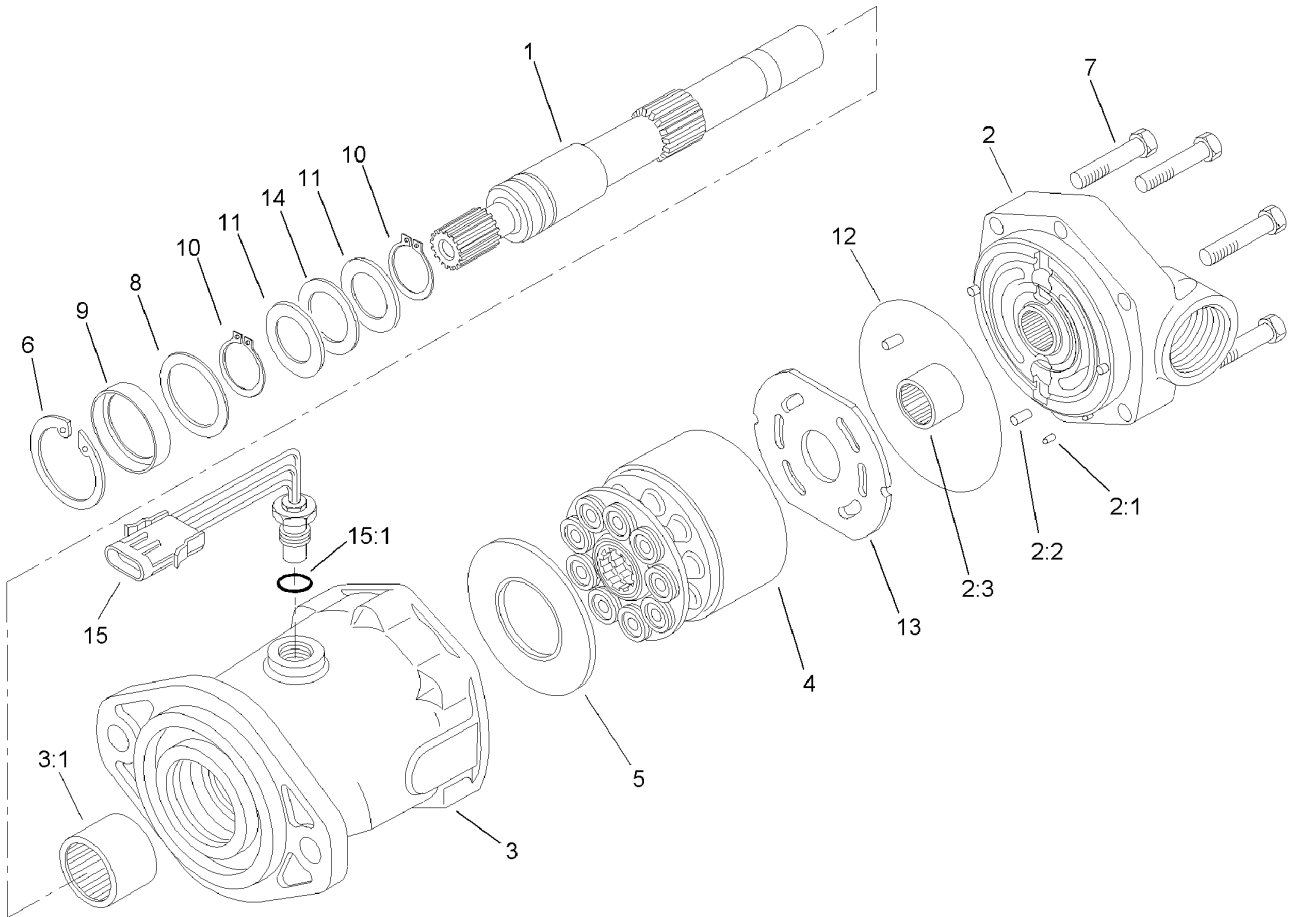


## Hydraulic Motor Assembly No. 92-7385

| Ref  | Part No. | Qty. | Description          |
|------|----------|------|----------------------|
| 1    | 94-3004  | 1    | Shaft-Drive, Splined |
| 2    | 94-3005  | 1    | Backplate ASM        |
| 2:1  |          | 1    | Pin-Dowel            |
| 2:2  |          | 3    | Pin-Dowel            |
| 2:3  |          | 1    | Bearing-Needle       |
| 3    | 94-3006  | 1    | Housing ASM          |
| 3:1  |          | 1    | Bearing-Needle       |
| 4    | 76-6910  | 1    | Rotating Kit         |
| 5    | 76-6970  | 1    | Insert-Plate, Cam    |
| 6    | 76-7010  | 1    | Ring-Retaining       |
| 7    | 94-3002  | 6    | Capscrew             |
| 8    | 60-6240  | 1    | Washer               |
| 9    | 105-3331 | 1    | Seal-Shaft           |
| 10   | 76-7000  | 2    | Ring-Retaining       |
| 11   | 76-6950  | 2    | Race-Thrust          |
| 12   | 76-6980  | 1    | O-Ring               |
| 13   | 94-3003  | 1    | Plate-Valve          |
| 14   | 76-6960  | 1    | Bearing-Thrust       |
| 15   | 94-3009  | 1    | Plug                 |
| 15:1 |          | 1    | Seal-Dust            |

|  |  |  |  |
|--|--|--|--|
|  |  |  |  |
|--|--|--|--|

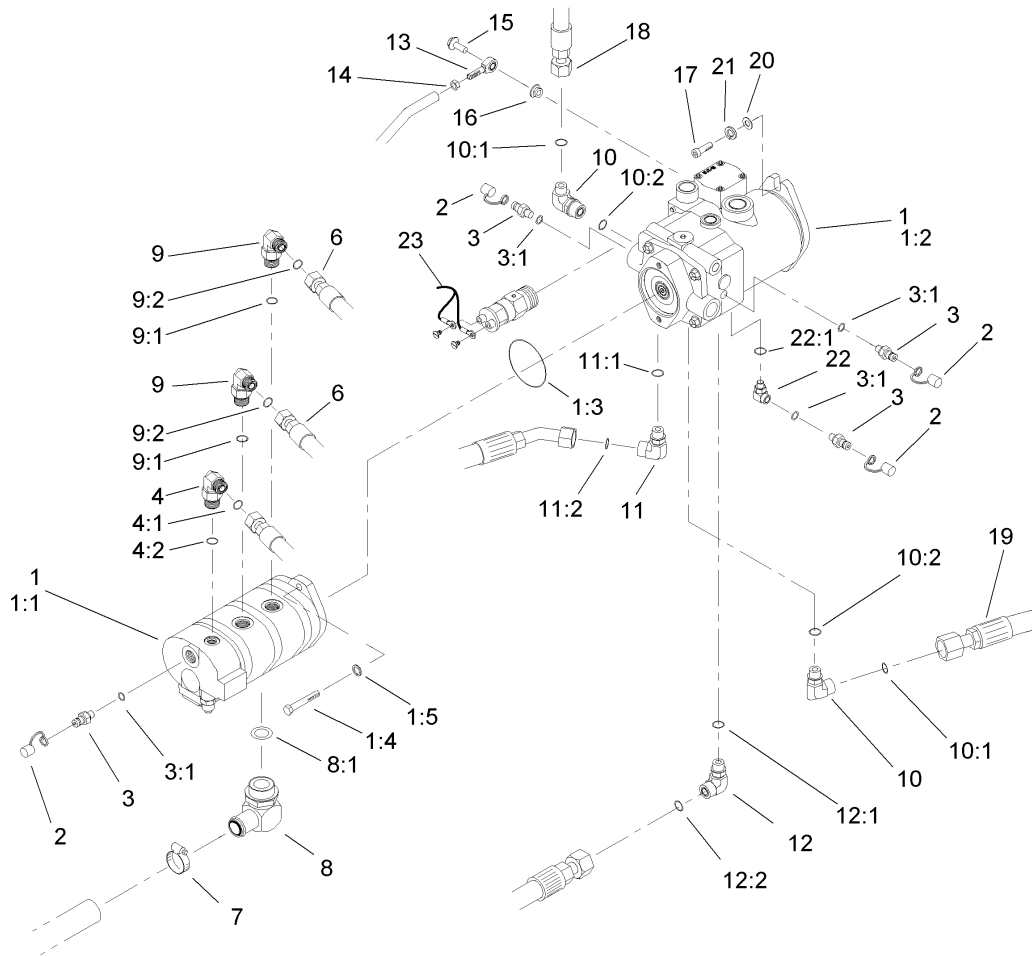




## Hydraulic Motor Assembly No. 93-7476

| Ref  | Part No. | Qty. | Description          |
|------|----------|------|----------------------|
| 1    | 94-3004  | 1    | Shaft-Drive, Splined |
| 2    | 94-3005  | 1    | Backplate ASM        |
| 2:1  |          | 1    | Pin-Dowel            |
| 2:2  |          | 3    | Pin-Dowel            |
| 2:3  |          | 1    | Bearing-Needle       |
| 3    | 94-3006  | 1    | Housing ASM          |
| 3:1  |          | 1    | Bearing-Needle       |
| 4    | 76-6910  | 1    | Rotating Kit         |
| 5    | 76-6970  | 1    | Insert-Plate, Cam    |
| 6    | 76-7010  | 1    | Ring-Retaining       |
| 7    | 94-3002  | 6    | Capscrew             |
| 8    | 60-6240  | 1    | Washer               |
| 9    | 105-3331 | 1    | Seal-Shaft           |
| 10   | 76-7000  | 2    | Ring-Retaining       |
| 11   | 76-6950  | 2    | Race-Thrust          |
| 12   | 76-6980  | 1    | O-Ring               |
| 13   | 94-3003  | 1    | Plate-Valve          |
| 14   | 76-6960  | 1    | Bearing-Thrust       |
| 15   | 94-3010  | 1    | Sensor-Speed, Pickup |
| 15:1 |          | 1    | Seal-Dust            |

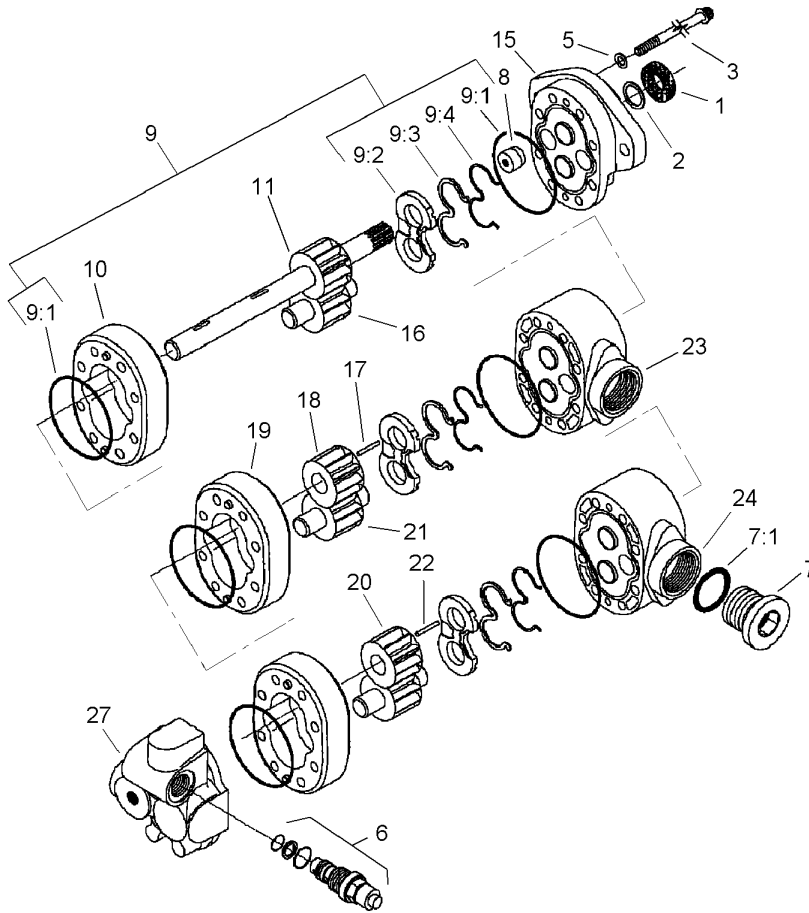
|  |  |  |  |
|--|--|--|--|
|  |  |  |  |
|--|--|--|--|



## Hydraulic Pump Installation Assembly

| Ref  | Part No. | Qty. | Description         |
|------|----------|------|---------------------|
| 1    |          | 1    | Pump ASM            |
| 1:1  | 105-3317 | 1    | Pump-Gear           |
| 1:2  | 110-0006 | 1    | Pump-Piston         |
| 1:3  | 60-3520  | 1    | O-Ring              |
| 1:4  | 323-7    | 2    | Screw-HH            |
| 1:5  | 105-9762 | 2    | Washer              |
| 2    | 354-79   | 4    | Cap-Dust            |
| 3    | 354-77   | 4    | Fitting-Quick       |
| 3:1  | 237-78   | 1    | O-Ring              |
| 4    | 340-77   | 1    | Fitting-HYD, 90 DEG |
| 4:1  | 237-22   | 1    | O-Ring              |
| 4:2  | 237-42   | 1    | O-Ring              |
| 6    | 105-7927 | 2    | HYD Hose ASM        |
| 7    | 2412-111 | 1    | Clamp               |
| 8    | 92-7526  | 1    | Fitting-HYD, 90 DEG |
| 8:1  | 237-101  | 1    | O-Ring              |
| 9    | 340-105  | 2    | Fitting-HYD, 90 DEG |
| 9:1  | 237-80   | 1    | O-Ring              |
| 9:2  | 237-30   | 1    | O-Ring              |
| 10   | 340-15   | 2    | Fitting-HYD, 90 DEG |
| 10:1 | 237-58   | 1    | O-Ring              |
| 10:2 | 237-146  | 1    | O-Ring              |
| 11   | 104-3796 | 1    | Fitting-HYD, 90 DEG |
| 11:1 | 237-81   | 1    | O-Ring              |

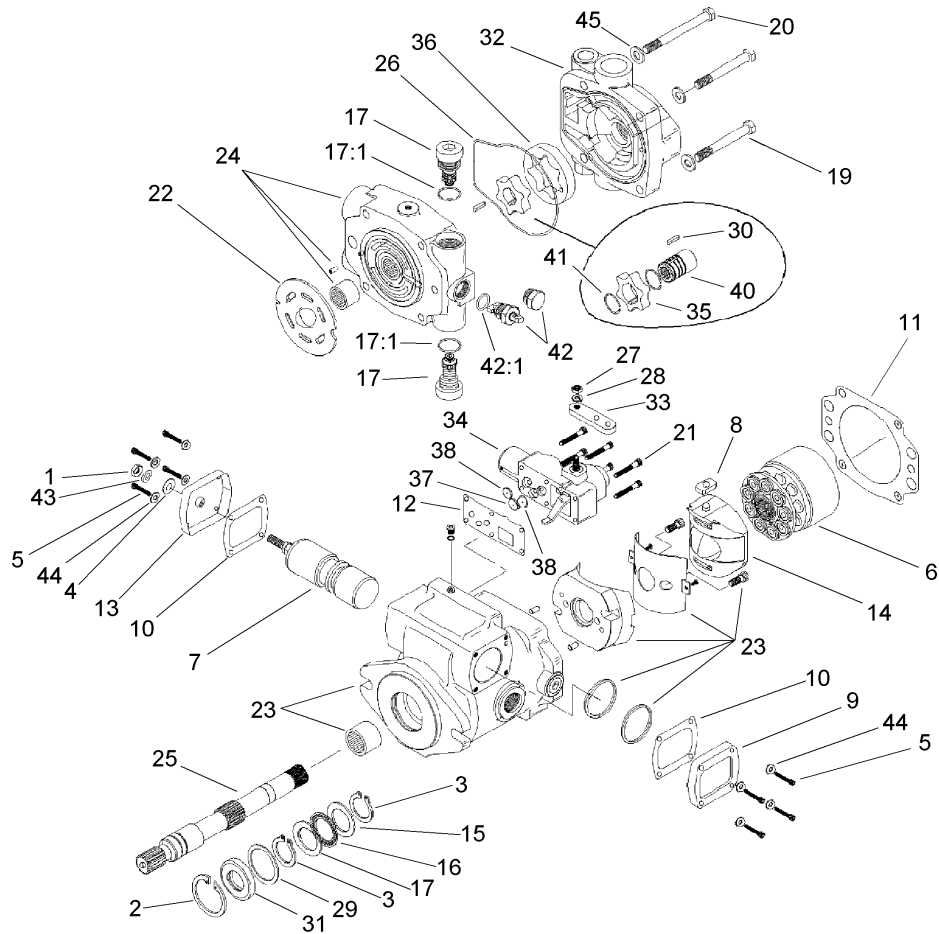
| Ref  | Part No. | Qty. | Description          |
|------|----------|------|----------------------|
| 11:2 | 340-65   | 1    | O-Ring               |
| 12   | 340-129  | 1    | Fitting-HYD, 90 DEG  |
| 12:1 | 237-146  | 1    | O-Ring               |
| 12:2 | 340-65   | 1    | O-Ring               |
| 13   | 2411-36  | 1    | Bearing-End, Rod     |
| 14   | 3220-3   | 1    | Nut-HJ               |
| 15   | 3234-11  | 1    | Screw-HHF            |
| 16   | 3296-59  | 1    | Nut-Lock, NI         |
| 17   | 325-6    | 2    | Screw-HH             |
| 18   | 104-3789 | 1    | Filter Hose ASM      |
| 19   | 105-7920 | 1    | HYD Hose ASM         |
| 20   | 87-7270  | 2    | Washer-Thrust        |
| 21   | 3253-7   | 2    | Washer-Lock          |
| 22   | 75-6640  | 1    | Fitting-HYD, Special |
| 22:1 | 237-78   | 1    | O-Ring               |
| 23   | 105-0122 | 1    | Harness-Wire         |



## Gear Pump Assembly No. 105-3317

| Ref | Part No. | Qty. | Description      |
|-----|----------|------|------------------|
| 1   | 49-2640  | 1    | Seal-Shaft       |
| 2   | 60-5890  | 1    | Washer           |
| 3   | 105-2898 | 8    | Screw-Cap        |
| 5   | 74-8920  | 4    | Washer-Copper    |
| 6   | 105-2891 | 1    | Relief Valve ASM |
| 7   | 94-3013  | 1    | Plug             |
| 7:1 |          | 1    | Seal-Dust        |
| 8   | 94-3011  | 1    | Plug             |
| 9   | 94-3015  | 1    | Seal Kit         |
| 9:1 |          | 3    | Gasket-Back Up   |
| 9:2 |          | 3    | Seal-Balance     |
| 9:3 | 49-2640  | 1    | Seal-Shaft       |
| 9:4 | 60-5890  | 1    | Washer           |
| 9:5 |          | 6    | Seal-Dust        |
| 9:6 |          | 1    | Plug             |
| 9:7 |          | 1    | Seal-Dust        |
| 9:8 |          | 3    | Plate-Wear       |
| 9:9 |          | 4    | Washer           |
| 10  |          | 1    | Body             |
| 11  |          | 1    | Drive Gear ASM   |
| 15  |          | 1    | Front Plate ASM  |
| 16  |          | 1    | Gear-Idler       |
| 17  |          | 1    | Key              |
| 18  |          | 1    | Gear             |

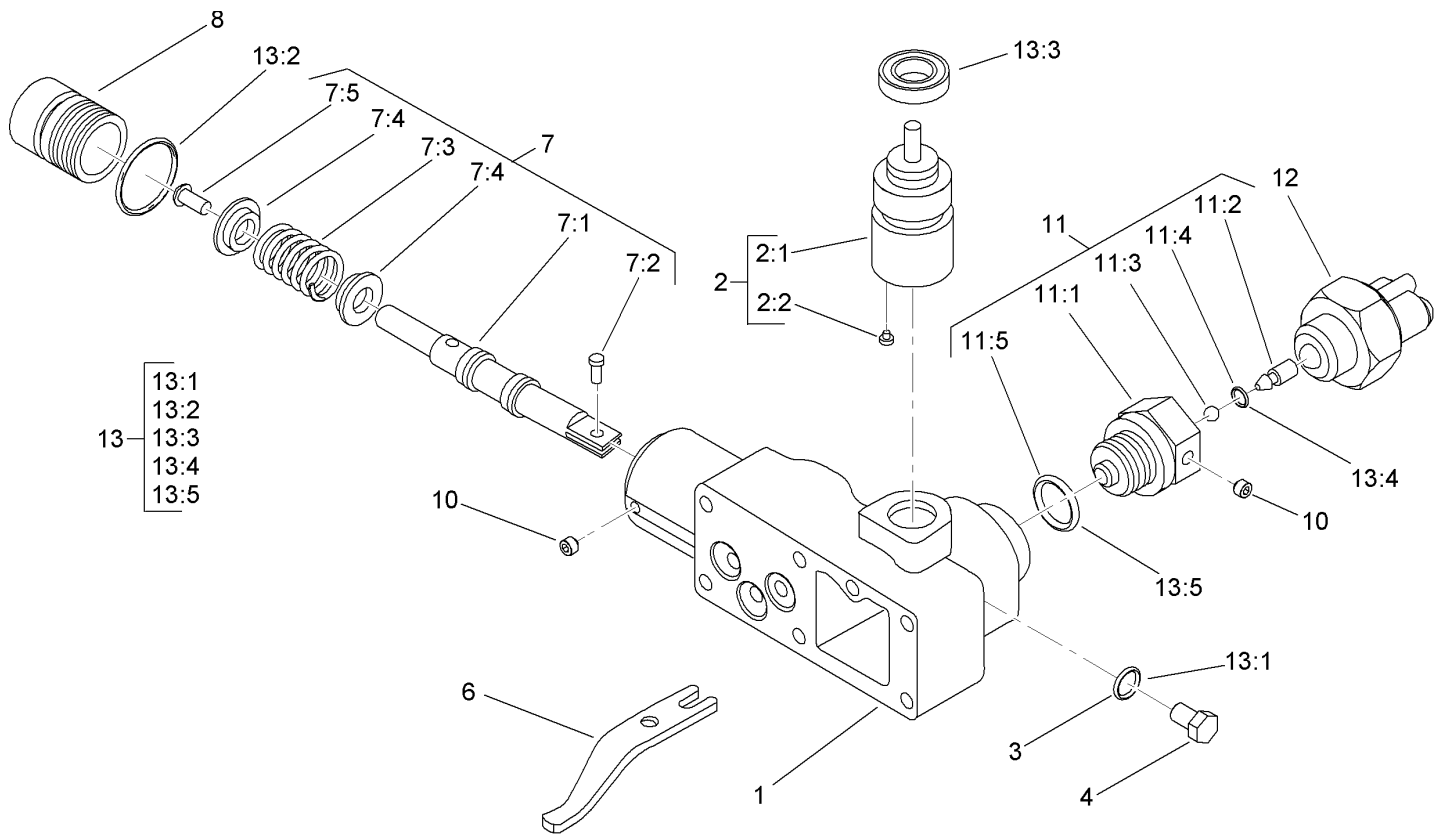
| Ref | Part No. | Qty. | Description     |
|-----|----------|------|-----------------|
| 19  |          | 1    | Body            |
| 20  |          | 1    | Gear            |
| 21  |          | 1    | Gear-Idler      |
| 22  |          | 1    | Key             |
| 23  |          | 1    | Plate-Adaptor   |
| 24  |          | 1    | Plate-Adaptor   |
| 27  |          | 1    | Body            |
| 99  | 107-4328 | 1    | Front Plate Kit |



## Piston Pump Assembly No. 110-0006

| Ref   | Part No. | Qty. | Description             |
|-------|----------|------|-------------------------|
| 1     | 3220-2   | 1    | Nut-Jam                 |
| 2     | 60-6260  | 1    | Ring                    |
| 3     | 76-7000  | 2    | Ring-Retaining          |
| 4     | 94-3027  | 1    | Washer-Seal             |
| 5     | 93-6337  | 8    | Screw                   |
| 6     | 99-8701  | 1    | Rotating Kit            |
| 7     | 105-4572 | 1    | Servo Piston ASM        |
| 8     | 94-3032  | 1    | Follower-Piston         |
| 9     | 94-3033  | 1    | Plate-Cover             |
| 10    | 93-6339  | 2    | Gasket                  |
| 11    | 105-2900 | 1    | Gasket-Housing          |
| 12    | 105-2901 | 1    | Gasket-Housing, Control |
| 13    | 105-9853 | 1    | Plate-Cover             |
| 14    | 94-3026  | 1    | Camplate ASM            |
| 15    | 76-6950  | 2    | Race-Thrust             |
| 16    | 76-6960  | 1    | Bearing-Thrust          |
| 17    | 105-2858 | 2    | Valve-Relief            |
| ●17:1 |          | 1    | O-Ring                  |
| 19    | 323-15   | 2    | Screw-HH                |
| 20    | 323-16   | 2    | Screw-HH                |
| 21    | 93-6324  | 6    | Screw                   |
| 22    | 105-2902 | 1    | Plate-Valve             |
| 23    | 105-2903 | 1    | Housing                 |
| 24    | 105-8149 | 1    | Endcover ASM            |

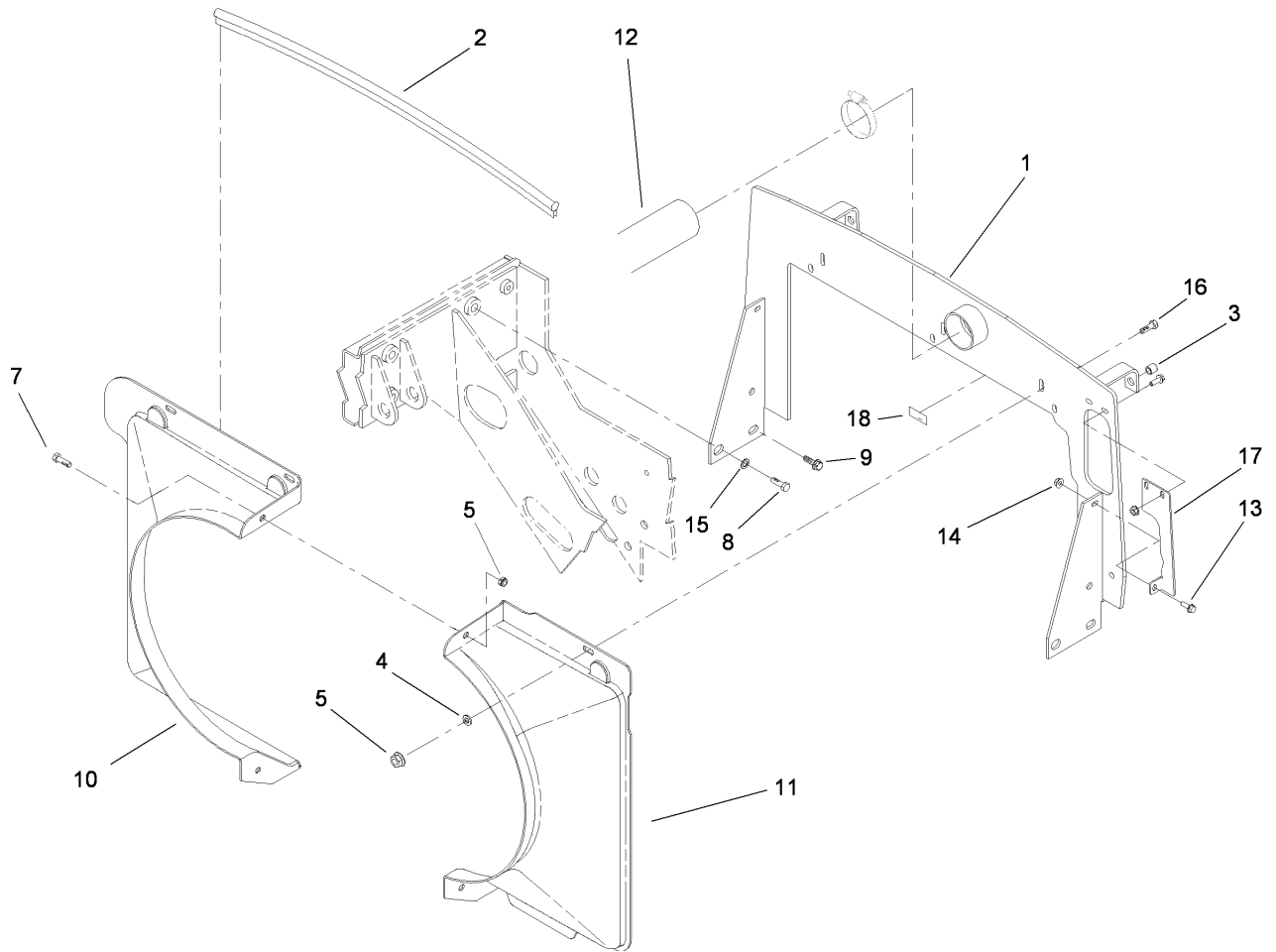
| Ref   | Part No. | Qty. | Description              |
|-------|----------|------|--------------------------|
| 25    | 94-3020  | 1    | Shaft-Drive              |
| 26    | 105-2905 | 1    | O-Ring                   |
| 27    | 3217-5   | 1    | Nut-Hex                  |
| 28    | 3253-3   | 1    | Washer-Lock              |
| 29    | 60-6240  | 1    | Washer                   |
| 30    | 107-4442 | 1    | Key                      |
| 31    | 105-3331 | 1    | Seal-Shaft               |
| 32    | 105-2907 | 1    | Charge Pump Adapter ASM  |
| 33    | 110-0036 | 1    | Arm-Control              |
| 34    | 108-1503 | 1    | Manual Servo Control ASM |
| 35    | 107-4443 | 1    | Gerotor, Inner Ring      |
| 36    | 99-8707  | 1    | Gerotor-Outer            |
| 37    | 105-2909 | 1    | Orifice-Control          |
| 38    | 105-2910 | 2    | Orifice-Valve, Control   |
| 40    | 107-4444 | 1    | Coupler                  |
| 41    | 105-2912 | 2    | Ring-Retaining           |
| 42    | 105-2913 | 1    | Valve-Bypass             |
| ●42:1 |          | 1    | O-Ring                   |
| 43    | 94-3030  | 1    | Washer                   |
| 44    | 93-6336  | 8    | Washer                   |
| 45    | 3256-24  | 4    | Washer-Flat              |



### Control Assembly No. 108-1503

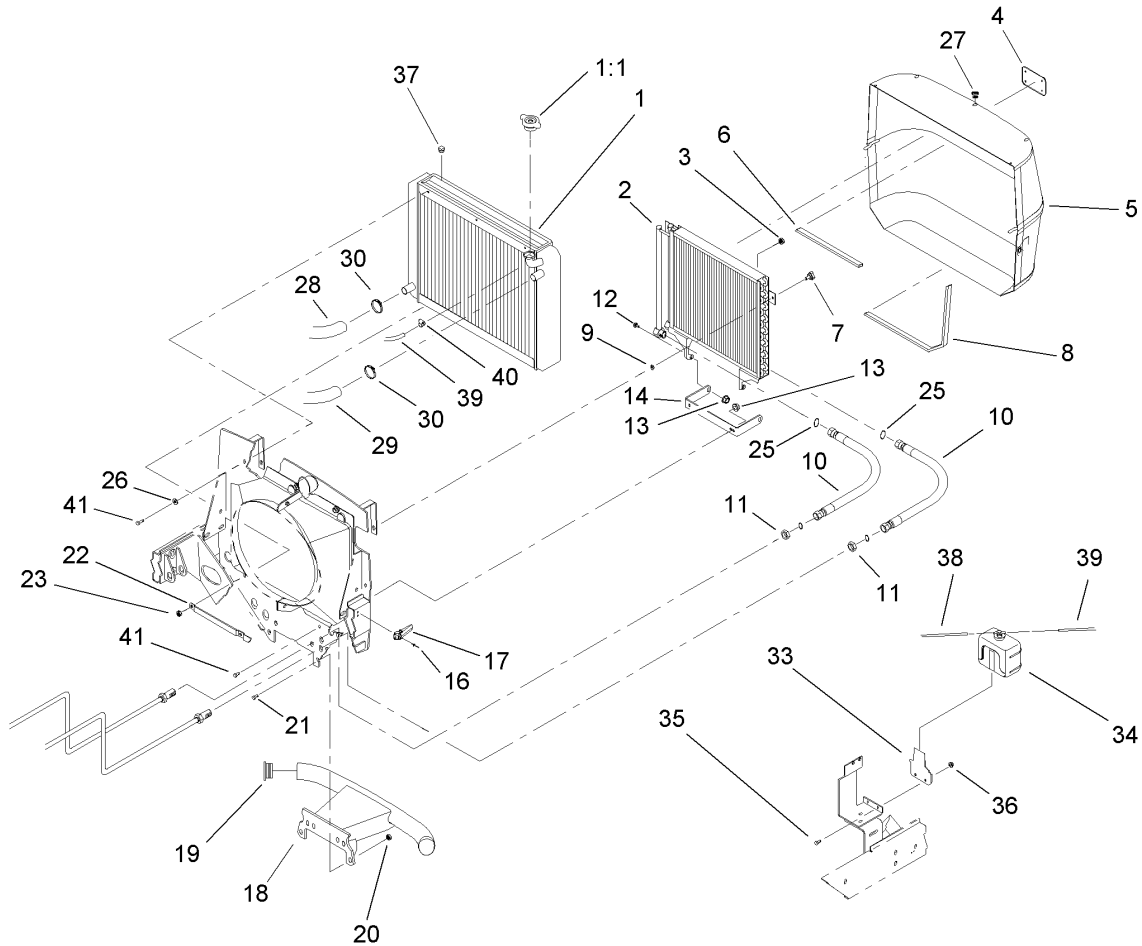
| Ref  | Part No. | Qty. | Description              |
|------|----------|------|--------------------------|
| 1    |          | 1    | Housing-Control          |
| 2    | 108-7099 | 1    | Input Control Shaft ASM  |
| 2:1  |          | 1    | Shaft                    |
| 2:2  |          | 1    | Pin                      |
| 3    |          | 1    | O-Ring                   |
| 4    |          | 1    | Plug                     |
| 6    | 108-7098 | 1    | Link-Feedback            |
| 7    |          | 1    | Valve Spool ASM          |
| 7:1  |          | 1    | Valve-Spool              |
| 7:2  |          | 1    | Pin-Dowel                |
| 7:3  |          | 1    | Spring                   |
| 7:4  |          | 2    | Retainer                 |
| 7:5  |          | 1    | Washer                   |
| 8    |          | 1    | Plug                     |
| 10   | 108-8003 | 2    | Screw-Set                |
| 11   |          | 1    | Adaptor ASM              |
| 11:1 |          | 1    | Adaptor-Lockout, Neutral |
| 11:2 |          | 1    | Pin                      |
| 11:3 |          | 1    | Ball                     |
| 11:4 |          | 1    | O-Ring                   |
| 11:5 |          | 1    | O-Ring                   |
| 12   | 94-3043  | 1    | Switch-Safety, Neutral   |
| 13   | 94-3044  | 1    | Seal Kit                 |
| 13:1 |          | 1    | O-Ring                   |

| Ref  | Part No. | Qty. | Description |
|------|----------|------|-------------|
| 13:2 |          | 1    | O-Ring      |
| 13:3 |          | 1    | Seal-Wiper  |
| 13:4 |          | 1    | O-Ring      |
| 13:5 |          | 1    | O-Ring      |



## Radiator Support and Shroud Assembly

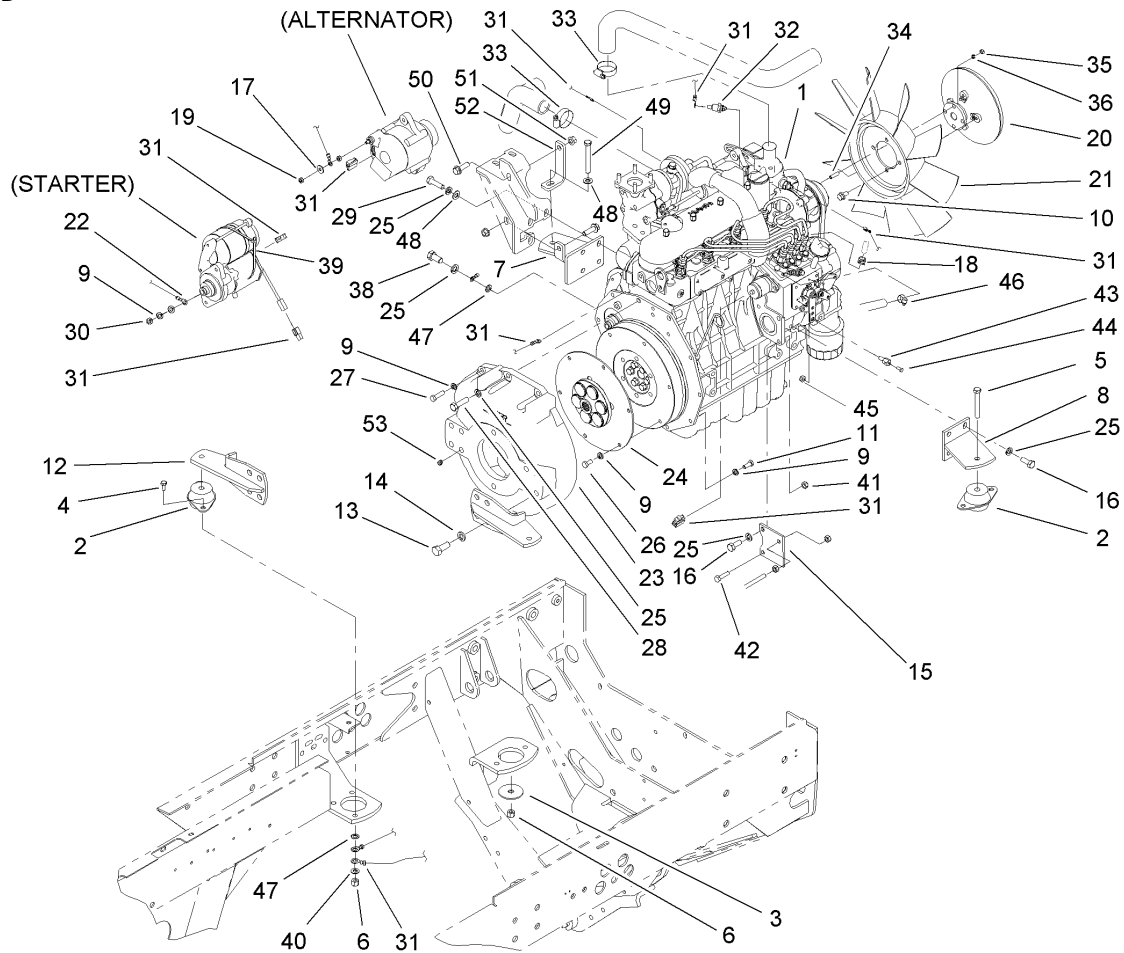
| Ref | Part No.    | Qty. | Description          |
|-----|-------------|------|----------------------|
| 1   | 114-3965-03 | 1    | Radiator Support ASM |
| 2   | 93-7553     | 1    | Seal-Hood            |
| 3   | 32148-10    | 2    | Insert-Nut           |
| 4   | 3256-56     | 3    | Washer-Flat          |
| 5   | 32128-20    | 5    | Nut-HF               |
| 7   | 3234-5      | 2    | Screw-HHF            |
| 8   | 327-2       | 2    | Screw-HH             |
| 9   | 3234-1      | 2    | Screw-HHF            |
| 10  | 105-0104    | 1    | Shroud-Fan, RH       |
| 11  | 105-0103    | 1    | Shroud-Fan, LH       |
| 12  | 104-5209    | 1    | Hose-Cleaner, Air    |
| 13  | 3234-4      | 3    | Screw-HHF            |
| 14  | 32128-33    | 3    | Nut-HF               |
| 15  | 3256-27     | 2    | Washer-Flat          |
| 16  | 3230-2      | 3    | Bolt-CARR            |
| 17  | 114-3951-03 | 1    | Plate-Cover          |
| 18  | 93-6681     | 1    | Decal-Warning, Fan   |



## Radiator and Screen Assembly

| Ref | Part No.    | Qty. | Description                  |
|-----|-------------|------|------------------------------|
| 1   | 110-0003    | 1    | Radiator ASM                 |
| 1:1 | 93-5957     | 1    | Cap-Radiator                 |
| 2   | 114-3995    | 1    | Oil Cooler ASM               |
| 3   | 94-2638     | 4    | Nut-Tinnerman                |
| 4   | 93-6028     | 1    | Plate-Logo                   |
| 5   | 92-7505-03  | 1    | Screen ASM                   |
| 6   | 92-7631     | 1    | Seal-Screen                  |
| 7   | 77-3620     | 2    | Knob-Retainer                |
| 8   | 93-4208     | 1    | Seal-Screen, Strip           |
| 9   | 32151-72    | 2    | Ring-Retaining               |
| 10  | 92-7535     | 2    | Hose ASM                     |
| 11  | 340-74      | 2    | Locknut-Bulkhead             |
| 12  | 37-8771     | 2    | Bolt-Shoulder                |
| 13  | 32128-20    | 4    | Nut-HF                       |
| 14  | 92-7516-03  | 1    | Bracket-Support, Cooler Base |
| 16  | 3269-4      | 4    | Rivet-Pop                    |
| 17  | 105-9296    | 2    | Latch-Draw                   |
| 18  | 110-0037-03 | 1    | Rear Bumper ASM              |
| 19  | 2410-42     | 4    | Cap-End                      |
| 20  | 3296-23     | 4    | Nut-Lock, NI                 |
| 21  | 325-6       | 4    | Screw-HH                     |
| 22  | 92-7416-03  | 1    | Strap-Radiator               |
| 23  | 3296-29     | 3    | Nut-Lock, NI                 |
| 25  | 237-65      | 2    | O-Ring                       |

| Ref | Part No.   | Qty. | Description              |
|-----|------------|------|--------------------------|
| 26  | 3256-23    | 3    | Washer-Flat              |
| 27  | 2410-64    | 3    | Plug-Button              |
| 28  | 104-3781   | 1    | Hose-Radiator, Lower     |
| 29  | 104-3782   | 1    | Hose-Radiator, Upper     |
| 30  | 2412-34    | 2    | Clamp-Hose               |
| 33  | 98-4576-03 | 1    | Bracket-Reservoir, Water |
| 34  | 104-9318   | 1    | Bottle-Overflow          |
| 35  | 321-4      | 2    | Screw-HH                 |
| 36  | 3296-42    | 2    | Nut-Lock, NI             |
| 37  | 281-13     | 1    | Plug-Pipe                |
| 38  | 98-7895    | 1    | Tube                     |
| 39  | 110-4110   | 1    | Hose-Fuel                |
| 40  | 2412-108   | 2    | Clamp-Worm               |
| 41  | 3234-5     | 5    | Screw-HHF                |

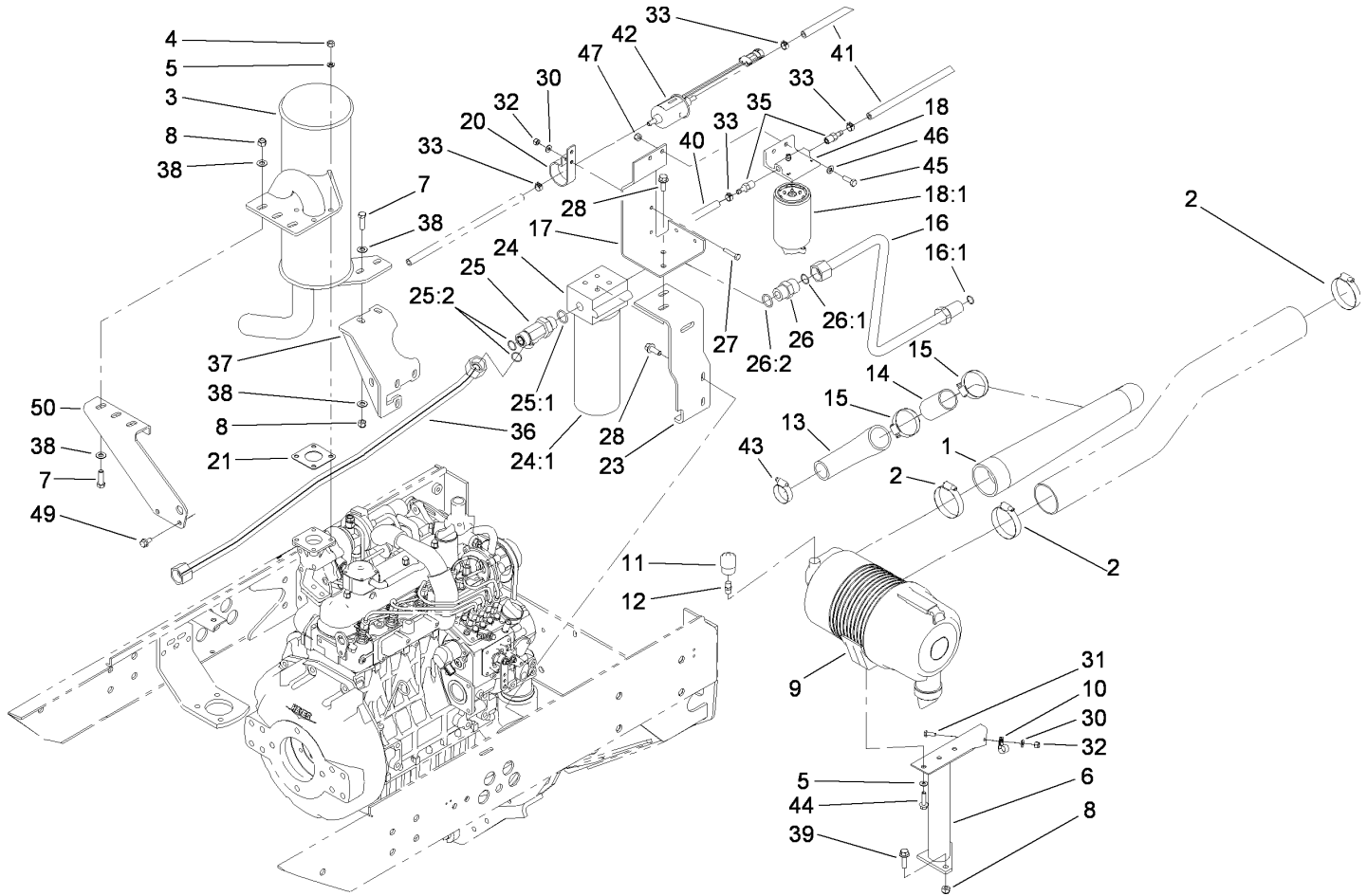


## Engine Installation Assembly

| Ref | Part No.    | Qty. | Description                |
|-----|-------------|------|----------------------------|
| 1   | 107-2395    | 1    | Engine-Kubota              |
| 2   | 53-9680     | 4    | Mount-Engine               |
| 3   | 87-5100     | 4    | Washer-Snubbing            |
| 4   | 323-8       | 7    | Screw-HH                   |
| 5   | 323-13      | 3    | Screw-HH                   |
| 6   | 3296-39     | 11   | Nut-Lock, NI               |
| 7   | 105-7914-03 | 1    | Bracket-Engine             |
| 8   | 104-3762-03 | 1    | Bracket-Engine, Front (LH) |
| 9   | 3253-4      | 15   | Washer-Lock                |
| 10  | 3234-7      | 4    | Screw-HHF                  |
| 11  | 33114-020   | 2    | Screw-HH                   |
| 12  | 104-3764-03 | 2    | Rear Engine Plate ASM      |
| 13  | 325-5       | 8    | Screw-HH                   |
| 14  | 3253-7      | 8    | Washer-Lock                |
| 15  | 104-3778-03 | 1    | Plate-Throttle             |
| 16  | 63-7790     | 6    | Screw-Cap                  |
| 17  | 3256-78     | 1    | Washer-Flat                |
| 18  | 2412-80     | 1    | Clamp-Line, Fuel           |
| 19  | 33023-00    | 1    | Nut-Lock                   |
| 20  | 114-3990    | 1    | Fan Clutch ASM             |
| 21  | 74-3650     | 1    | Fan                        |
| 22  | 99-3441     | 1    | Harness-Wire, Fusible Link |
| 23  | 105-0100    | 1    | Flywheel Housing ASM       |
| 24  | 110-9729    | 1    | Flywheel Coupling ASM      |

| Ref | Part No.  | Qty. | Description         |
|-----|-----------|------|---------------------|
| 25  | 42-9600   | 12   | Washer-Lock, Spring |
| 26  | 33114-016 | 6    | Screw-HH            |
| 27  | 33114-030 | 6    | Screw-HH            |
| 28  | 87-3700   | 2    | Screw-Cap, HH       |
| 29  | 99-6058   | 3    | Screw-Cap           |
| 30  | 57-6390   | 1    | Nut-Jam             |
| 31  | 106-5972  | 1    | Harness-Wire        |
| 32  | 98-9346   | 1    | Sender-Temperature  |
| 33  | 2412-34   | 2    | Clamp-Hose          |
| 34  | 104-5222  | 4    | Stud                |
| 35  | 33013-00  | 4    | Nut-Hex             |
| 36  | 3253-18   | 4    | Washer-Lock         |
| 38  | 43-0090   | 1    | Screw-HH            |
| 39  | 3290-379  | 2    | Tie-Cable           |
| 40  | 3256-3    | 1    | Washer-Flat         |
| 41  | 33024-00  | 1    | Nut-Lock            |
| 42  | 33114-030 | 1    | Screw-HH            |
| 43  | 98-9311   | 1    | Swivel-Throttle     |
| 44  | 25-8640   | 1    | Screw-HH            |
| 45  | 3296-20   | 1    | Nut-Lock, NI        |
| 46  | 92-2379   | 1    | Clamp-Hose          |
| 47  | 3255-9    | 2    | Washer-Lock         |
| 48  | 48-9220   | 4    | Washer              |
| 49  | 323-14    | 1    | Screw-HH            |

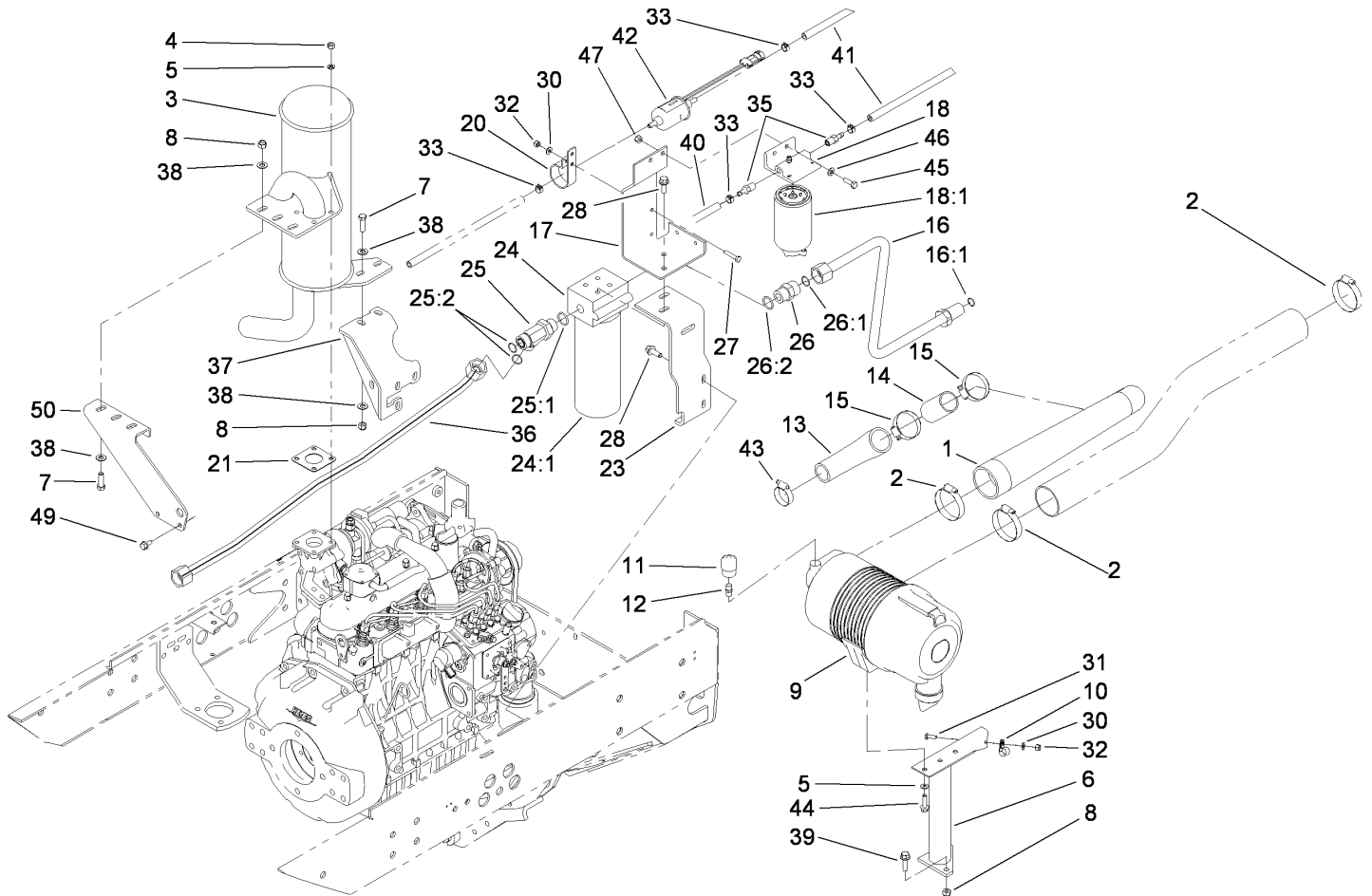




## Oil/Water/Fuel Filter, Muffler and Air Cleaner Assembly

| Ref  | Part No.    | Qty. | Description             |
|------|-------------|------|-------------------------|
| 1    | 104-5208    | 1    | Hose-Turbo, Air Cleaner |
| 2    | 2412-125    | 3    | Clamp-Hose              |
| 3    | 105-9260    | 1    | Muffler ASM             |
| 4    | 33014-00    | 4    | Nut-Hex                 |
| 5    | 42-9850     | 6    | Washer-Lock, Spring     |
| 6    | 106-7792-03 | 1    | Air Filter Support ASM  |
| 7    | 323-7       | 5    | Screw-HH                |
| 8    | 3296-39     | 7    | Nut-Lock, NI            |
| 9    | 100-2597    | 1    | Air Filter ASM          |
| 10   | 2412-93     | 1    | Clamp-R                 |
| 11   | 93-9164     | 1    | Indicator-Mini          |
| 12   | 94-1416     | 1    | Indicator Adapter ASM   |
| 13   | 104-5207    | 1    | Hose-Turbo              |
| 14   | 104-5214    | 1    | Spacer-Tubular          |
| 15   | 2412-92     | 2    | Clamp-Hose              |
| 16   | 104-3742    | 1    | HYD Filter Tube ASM     |
| 16:1 | 237-65      | 1    | O-Ring                  |
| 17   | 104-3776-03 | 1    | Bracket-Separator, Fuel |
| 18   | 110-9044    | 1    | Filter-Separator        |
| 18:1 | 110-9049    | 1    | Filter-Spin On          |
| 20   | 110-8817    | 1    | Bracket-Pump, Fuel      |
| 21   | 99-8343     | 1    | Gasket-Muffler          |
| 23   | 110-4129-03 | 1    | Bracket-Filter, Oil     |
| 24   | 94-2620     | 1    | Oil Filter ASM          |

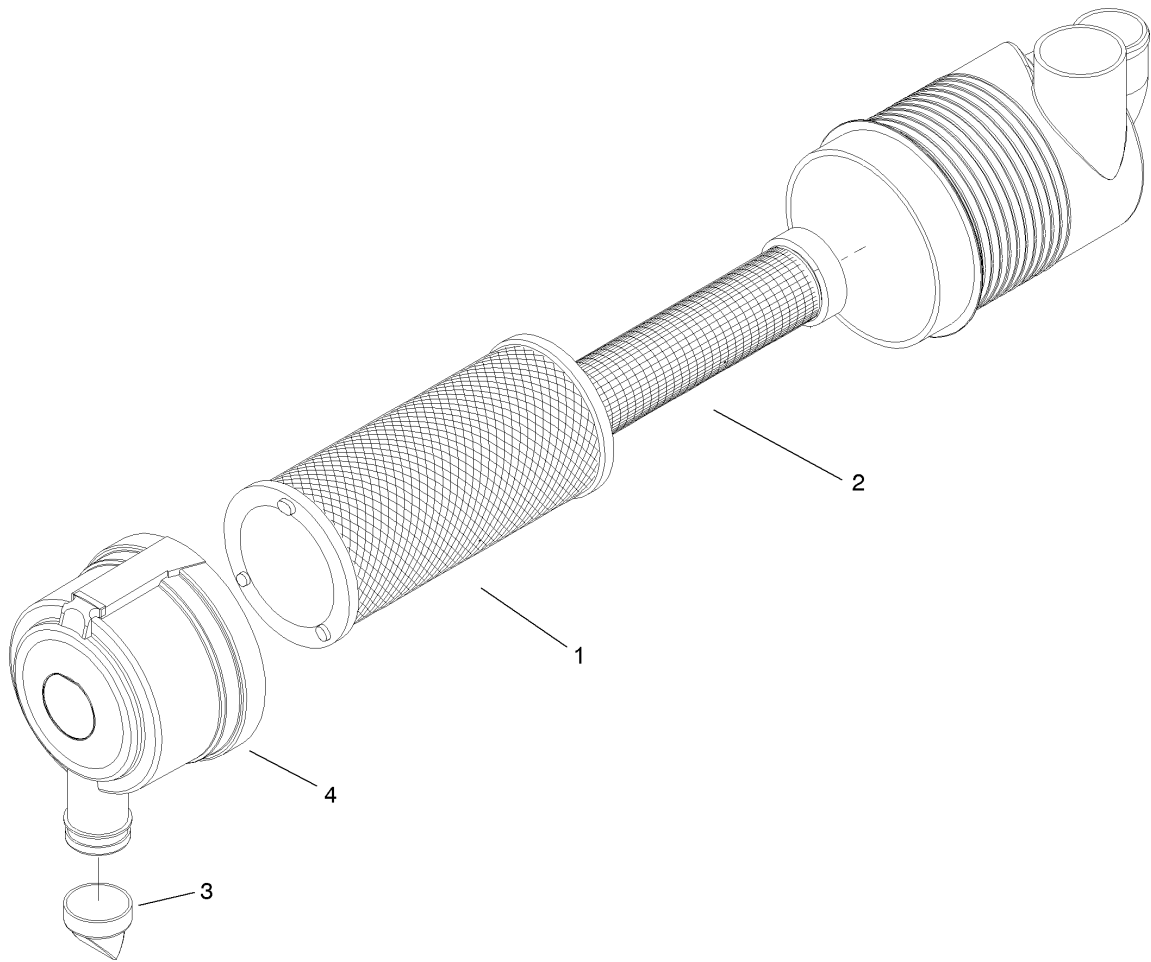
| Ref  | Part No.    | Qty. | Description      |
|------|-------------|------|------------------|
| 24:1 | 94-2621     | 1    | Element-Filter   |
| 25   | 340-148     | 1    | Fitting-Tee      |
| 25:1 | 237-81      | 1    | O-Ring           |
| 25:2 | 237-58      | 2    | O-Ring           |
| 26   | 340-9       | 1    | Fitting-Straight |
| 26:1 | 237-58      | 1    | O-Ring           |
| 26:2 | 237-81      | 1    | O-Ring           |
| 27   | 321-13      | 1    | Screw-HH         |
| 28   | 3234-11     | 4    | Screw-HHF        |
| 30   | 3256-1      | 2    | Washer-Flat      |
| 31   | 321-4       | 1    | Screw-HH         |
| 32   | 3296-42     | 2    | Nut-Lock, NI     |
| 33   | 92-2379     | 4    | Clamp-Hose       |
| 35   | 353-783     | 2    | Fitting-Straight |
| 36   | 104-3749    | 1    | HYD Tube ASM     |
| 37   | 105-7910-03 | 1    | Support-Muffler  |
| 38   | 3256-56     | 10   | Washer-Flat      |
| 39   | 3234-24     | 2    | Screw-HHF        |
| 40   | 110-4112    | 1    | Hose-Fuel        |
| 41   | 110-4113    | 1    | Hose-Fuel        |
| 42   | 110-8806    | 1    | Pump-Fuel        |
| 43   | 2412-3      | 1    | Clamp-Hose       |
| 44   | 33104-030   | 2    | Screw-HHF        |
| 45   | 322-5       | 2    | Screw-HH         |



## Oil/Water/Fuel Filter, Muffler and Air Cleaner Assembly (continued)

| Ref | Part No.    | Qty. | Description            |
|-----|-------------|------|------------------------|
| 46  | 3256-23     | 2    | Washer-Flat            |
| 47  | 3296-29     | 2    | Nut-Lock, NI           |
| 49  | 33114-016   | 2    | Screw-HH               |
| 50  | 105-9258-03 | 1    | Bracket-Muffler, Upper |

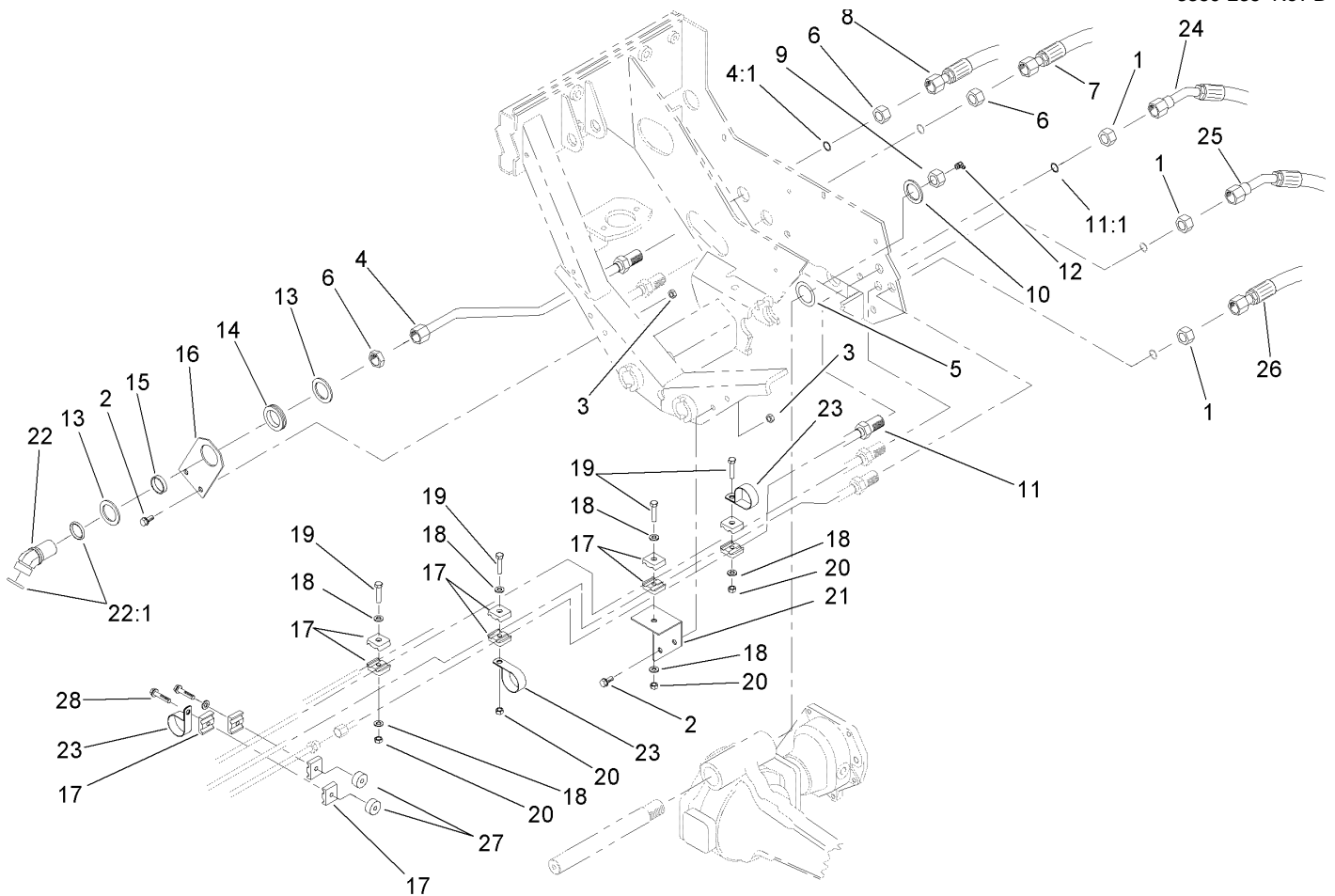
|  |  |  |  |
|--|--|--|--|
|  |  |  |  |
|  |  |  |  |
|  |  |  |  |
|  |  |  |  |
|  |  |  |  |
|  |  |  |  |
|  |  |  |  |
|  |  |  |  |
|  |  |  |  |
|  |  |  |  |



### Air Filter Assembly No. 100-2597

| Ref | Part No. | Qty. | Description                 |
|-----|----------|------|-----------------------------|
| 1   | 108-3812 | 1    | Filter-Air                  |
| 2   | 108-3813 | 1    | Element-Safety, Air Cleaner |
| 3   | 87-9400  | 1    | Valve-Vacuator              |
| 4   | 108-1448 | 1    | Cover ASM                   |

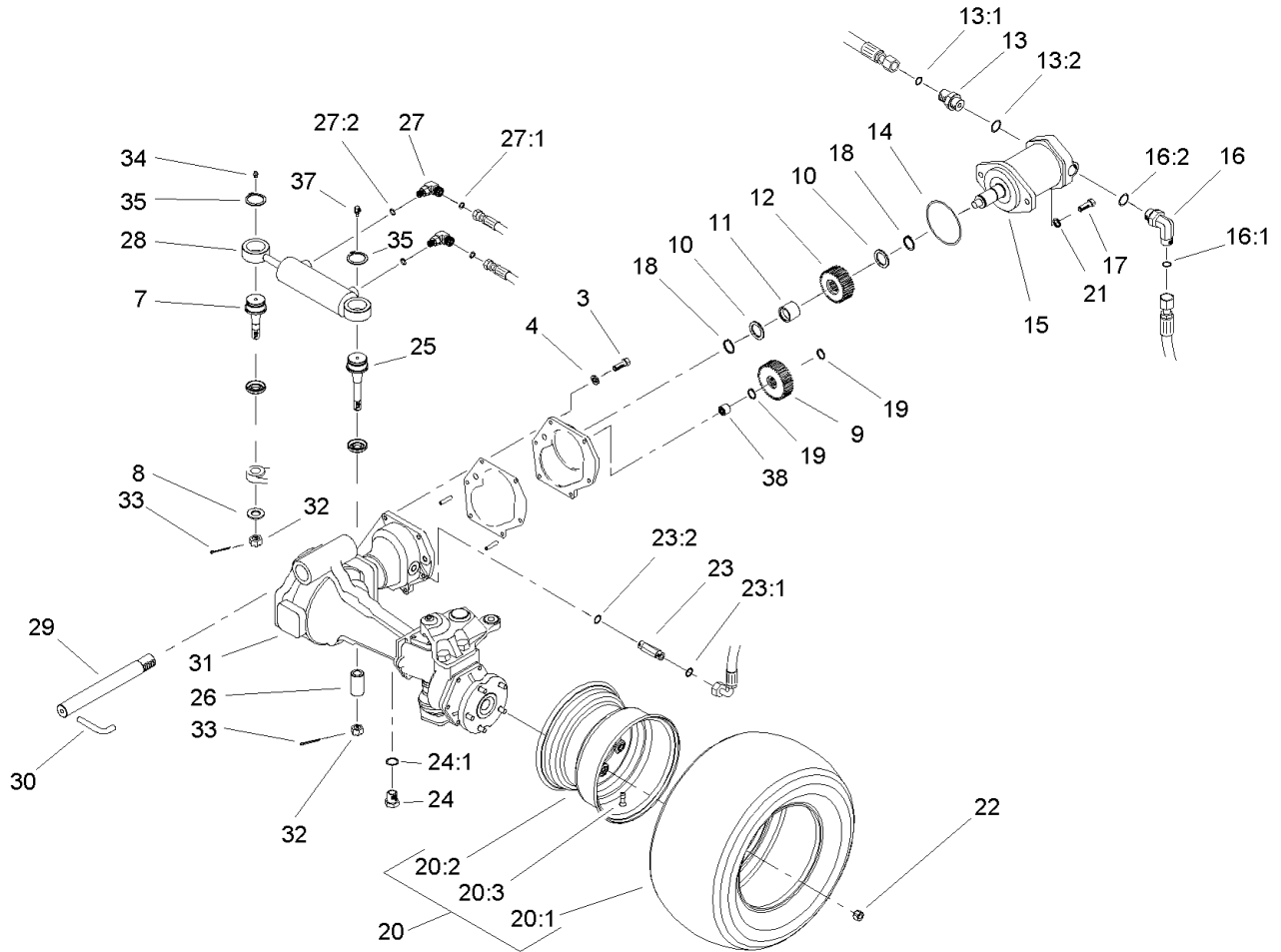
|  |  |  |  |  |  |  |  |
|--|--|--|--|--|--|--|--|
|  |  |  |  |  |  |  |  |
|--|--|--|--|--|--|--|--|



## Rear Hydraulic Assembly

| Ref  | Part No.    | Qty. | Description            |
|------|-------------|------|------------------------|
| 1    | 340-70      | 3    | Nut-Lock               |
| 2    | 323-6       | 4    | Screw-HH               |
| 3    | 32128-21    | 4    | Nut-HF                 |
| 4    | 104-3735    | 1    | HYD Tube ASM           |
| 4:1  | 237-58      | 1    | O-Ring                 |
| 5    | 98-3867     | 2    | Washer-Thrust          |
| 6    | 340-126     | 3    | Nut-Bulkhead           |
| 7    | 105-9818    | 1    | Hose ASM               |
| 8    | 92-7536     | 1    | Hose ASM               |
| 9    | 3296-68     | 1    | Nut-Lock, NI           |
| 10   | 92-1765     | 1    | Washer-Thrust          |
| 11   | 104-3729    | 1    | HYD Tube Drain ASM     |
| 11:1 | 237-22      | 1    | O-Ring                 |
| 12   | 302-33      | 1    | Fitting-Grease         |
| 13   | 69-8910     | 2    | Washer                 |
| 14   | 240-7       | 1    | Grommet-Rubber         |
| 15   | 69-8900     | 1    | Spacer                 |
| 16   | 104-3774-03 | 1    | Bracket-Bulkhead       |
| 17   | 56-7973     | 12   | Clamp-Tube             |
| 18   | 3256-23     | 6    | Washer-Flat            |
| 19   | 322-7       | 4    | Screw-HH               |
| 20   | 3296-29     | 4    | Nut-Lock, NI           |
| 21   | 104-3752-03 | 1    | Bracket-Clamp          |
| 22   | 92-7646     | 1    | Elbow-Bulkhead, 45 DEG |

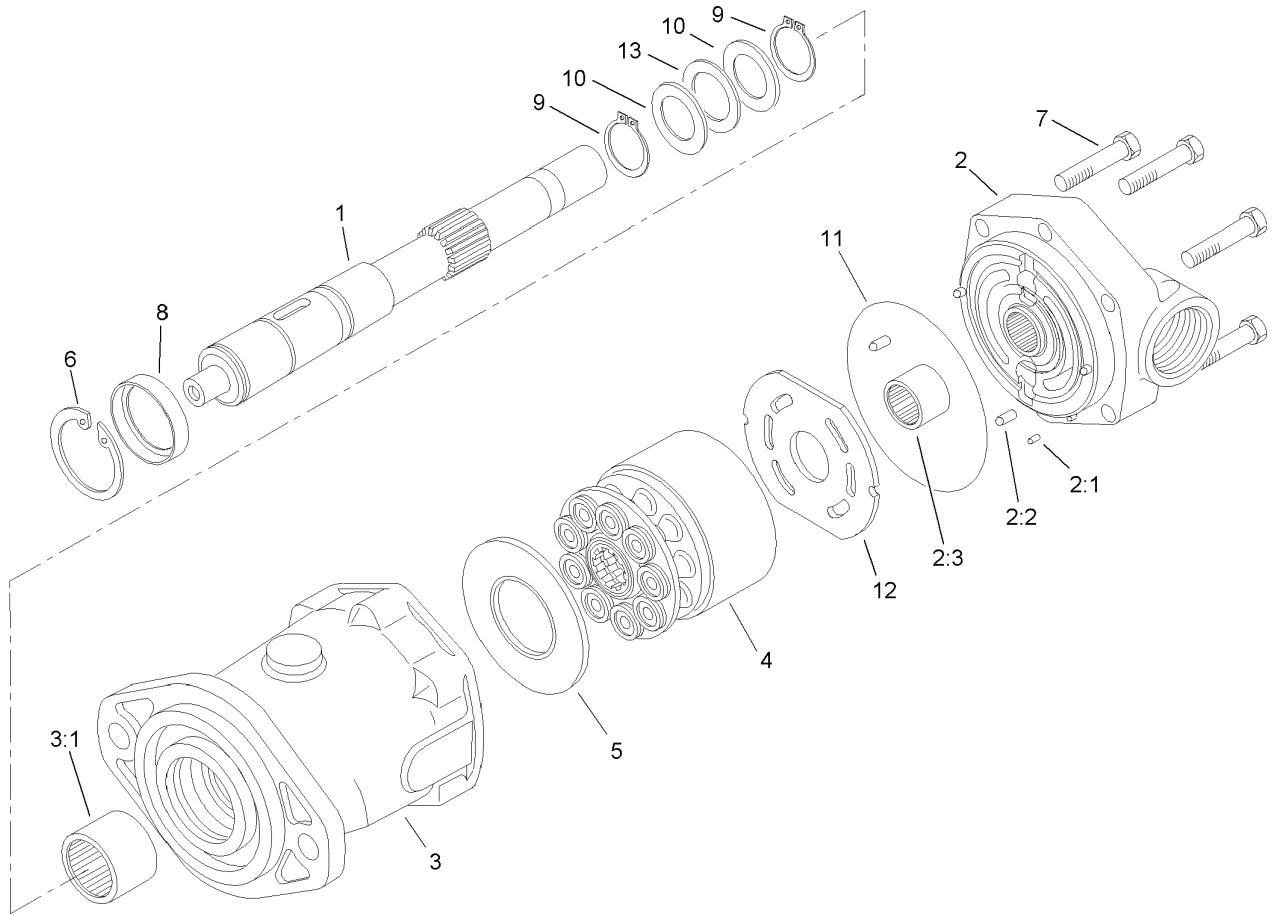
| Ref  | Part No. | Qty. | Description    |
|------|----------|------|----------------|
| 22:1 | 237-58   | 2    | O-Ring         |
| 23   | 2412-147 | 4    | Clamp          |
| 24   | 92-7534  | 1    | Hose ASM       |
| 25   | 92-7539  | 1    | Hose ASM       |
| 26   | 105-9817 | 1    | Hose ASM       |
| 27   | 80-8660  | 2    | Spacer-Coupler |
| 28   | 32104-37 | 2    | Screw-HWH      |



## 4 Wheel Drive Axle and Power Steering Assembly

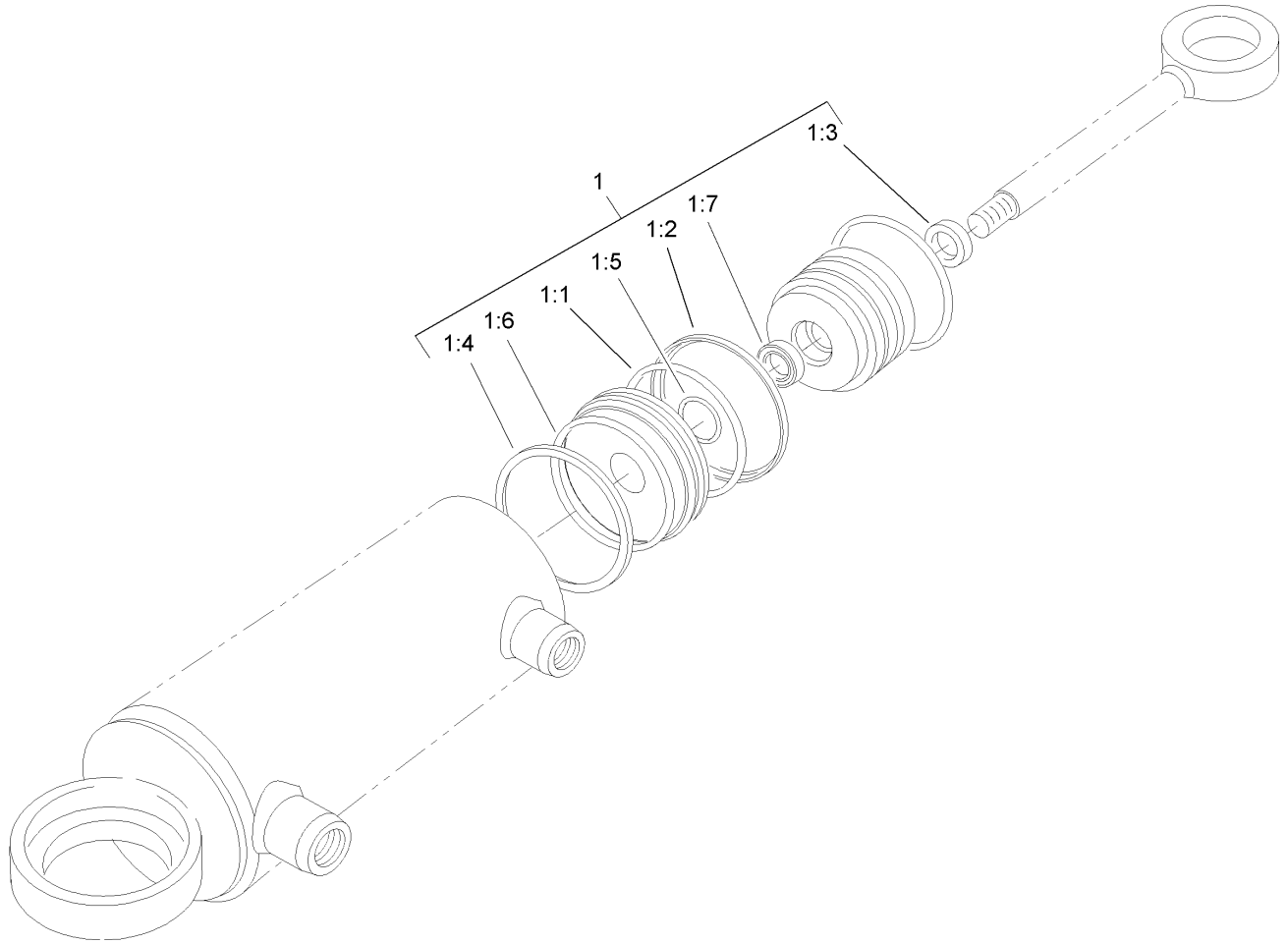
| Ref  | Part No.  | Qty. | Description           |
|------|-----------|------|-----------------------|
| 3    | 33114-025 | 6    | Screw-HH              |
| 4    | 3253-4    | 6    | Washer-Lock           |
| 7    | 106-6774  | 1    | Joint-Ball            |
| 8    | 92-5836   | 1    | Washer                |
| 9    | 100-3774  | 1    | Gear-Driven, 10 Pitch |
| 10   | 71-4590   | 2    | Washer-Thrust         |
| 11   | 71-4580   | 1    | Bearing               |
| 12   | 100-3775  | 1    | Gear-Driver, 10 Pitch |
| 13   | 340-9     | 1    | Fitting-Straight      |
| 13:1 | 237-58    | 1    | O-Ring                |
| 13:2 | 237-81    | 1    | O-Ring                |
| 14   | 237-166   | 1    | O-Ring                |
| 15   | 92-7386   | 1    | HYD Motor ASM         |
| 16   | 340-142   | 1    | Fitting-HYD, 90 DEG   |
| 16:1 | 237-58    | 1    | O-Ring                |
| 16:2 | 237-81    | 1    | O-Ring                |
| 17   | 325-7     | 2    | Screw-HH              |
| 18   | 32151-96  | 2    | Ring-Retaining        |
| 19   | 32120-15  | 2    | Ring-Snap, EXT        |
| 20   |           | 2    | Tire And Wheel ASM    |
| 20:1 | 86-5910   | 1    | Tire-6 Ply            |
| 20:2 | 100-2582  | 1    | Rim                   |
| 20:3 | 232-27    | 1    | Stem-Valve            |
| 21   | 3256-26   | 2    | Washer-Flat           |

| Ref  | Part No.  | Qty. | Description              |
|------|-----------|------|--------------------------|
| 22   | 93-5268   | 10   | Nut-Lug                  |
| 23   | 340-2     | 1    | Fitting-HYD, Straight    |
| 23:1 | 237-22    | 1    | O-Ring                   |
| 23:2 | 237-42    | 1    | O-Ring                   |
| 24   | 353-989   | 1    | Plug-Hex, Hollow         |
| 24:1 | 237-42    | 1    | O-Ring                   |
| 25   | 100-3795  | 1    | Joint-Ball               |
| 26   | 100-3796  | 1    | Spacer-Joint, Ball       |
| 27   | 340-97    | 2    | Fitting-HYD, 90 DEG      |
| 27:1 | 237-22    | 1    | O-Ring                   |
| 27:2 | 237-78    | 1    | O-Ring                   |
| 28   | 107-1976  | 1    | Cylinder-Steering, HYD   |
| 29   | 100-3770  | 1    | Pin-Axle, Pivot          |
| 30   | 100-3771  | 1    | Pin-Stop                 |
| 31   | 110-4750  | 1    | Drive Axle ASM           |
| 32   | 32136-14  | 2    | Nut-SHH                  |
| 33   | 3272-11   | 2    | Pin-Cotter               |
| 34   | 302-5     | 1    | Fitting-Grease           |
| 35   | 32151-104 | 2    | Ring-Retaining, External |
| 37   | 302-60    | 1    | Fitting-Grease, 90 DEG   |
| 38   | 74-5700   | 1    | Bearing-Needle, Roller   |



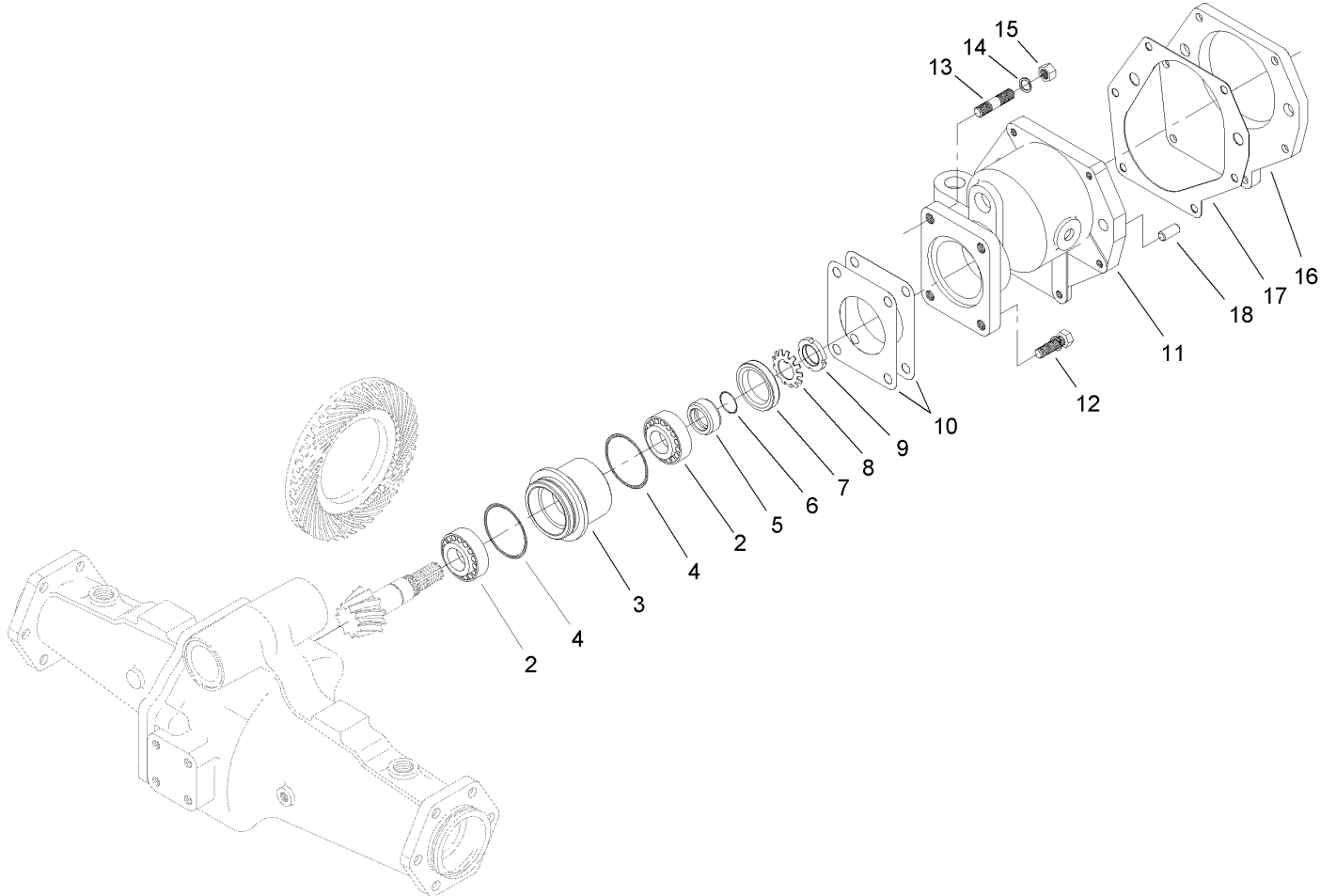
### Hydraulic Motor Assembly No. 92-7386

| Ref | Part No. | Qty. | Description       |
|-----|----------|------|-------------------|
| 1   | 76-6930  | 1    | Shaft-Drive       |
| 2   | 100-2551 | 1    | Backplate         |
| 2:1 |          | 3    | Pin-Dowel         |
| 2:2 |          | 1    | Pin-Dowel         |
| 2:3 |          | 1    | Bearing-Needle    |
| 3   | 94-3001  | 1    | Housing ASM       |
| 3:1 |          | 1    | Bearing-Needle    |
| 4   | 76-6910  | 1    | Rotating Kit      |
| 5   | 76-6970  | 1    | Insert-Plate, Cam |
| 6   | 76-7010  | 1    | Ring-Retaining    |
| 7   | 94-3002  | 6    | Capscrew          |
| 8   | 76-7020  | 1    | Spacer            |
| 9   | 76-7000  | 2    | Ring-Retaining    |
| 10  | 76-6950  | 2    | Race-Thrust       |
| 11  | 76-6980  | 1    | O-Ring            |
| 12  | 94-3003  | 1    | Plate-Valve       |
| 13  | 76-6960  | 1    | Bearing-Thrust    |



### Hydraulic Cylinder Assembly No. 107-1976

| Ref  | Part No. | Qty. | Description |
|------|----------|------|-------------|
| 1    | 107-0245 | 1    | Seal Kit    |
| ②1:1 |          | 1    | O-Ring      |
| ②1:2 |          | 1    | Back-Up     |
| ②1:3 |          | 1    | Wiper       |
| ②1:4 |          | 1    | Seal        |
| ②1:5 |          | 1    | O-Ring      |
| ②1:6 |          | 1    | O-Ring      |
| ②1:7 |          | 1    | Seal        |

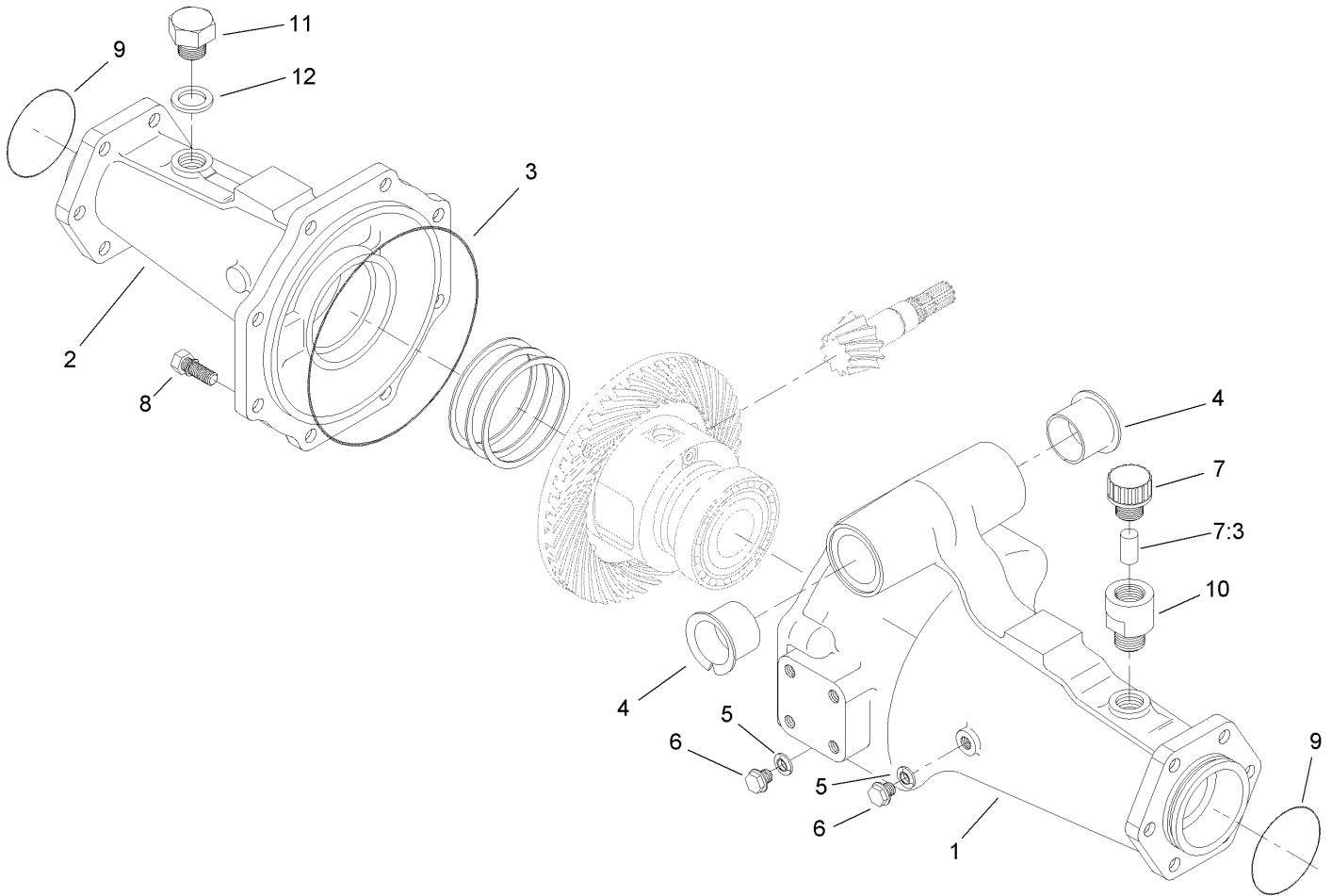


## Bevel Pinion Shaft Assembly Rear Axle Assembly No. 110-4750

| Ref | Part No. | Qty. | Description           |
|-----|----------|------|-----------------------|
| 2   | 99-7570  | 2    | Bearing-Roller, Taper |
| 3   | 95-7534  | 1    | Case-Bearing          |
| 4   | 106-1065 | 2    | O-Ring                |
| 5   | 99-7572  | 1    | Collar-Seal, Oil      |
| 6   | 106-1066 | 1    | O-Ring                |
| 7   | 99-7574  | 1    | Seal-Oil              |
| 8   | 99-7559  | 1    | Washer-Lock           |
| 9   | 99-7560  | 1    | Nut-Lock              |
| 10  | 99-7550  | 2    | Shim 0.1              |
| 10  | 99-7551  | 2    | Shim 0.2              |
| 11  | 95-7533  | 1    | Case-Gear             |
| 12  | 99-7575  | 2    | Bolt                  |
| 13  | 98-7735  | 2    | Stud                  |
| 14  | 99-7527  | 2    | Washer-Spring         |
| 15  | 99-7526  | 2    | Nut                   |
| 16  | 95-7541  | 1    | Plate-Cover           |
| 17  | 106-1140 | 1    | Gasket                |
| 18  | 104-2353 | 2    | Pin-Dowel             |

|  |  |  |  |
|--|--|--|--|
|  |  |  |  |
|--|--|--|--|

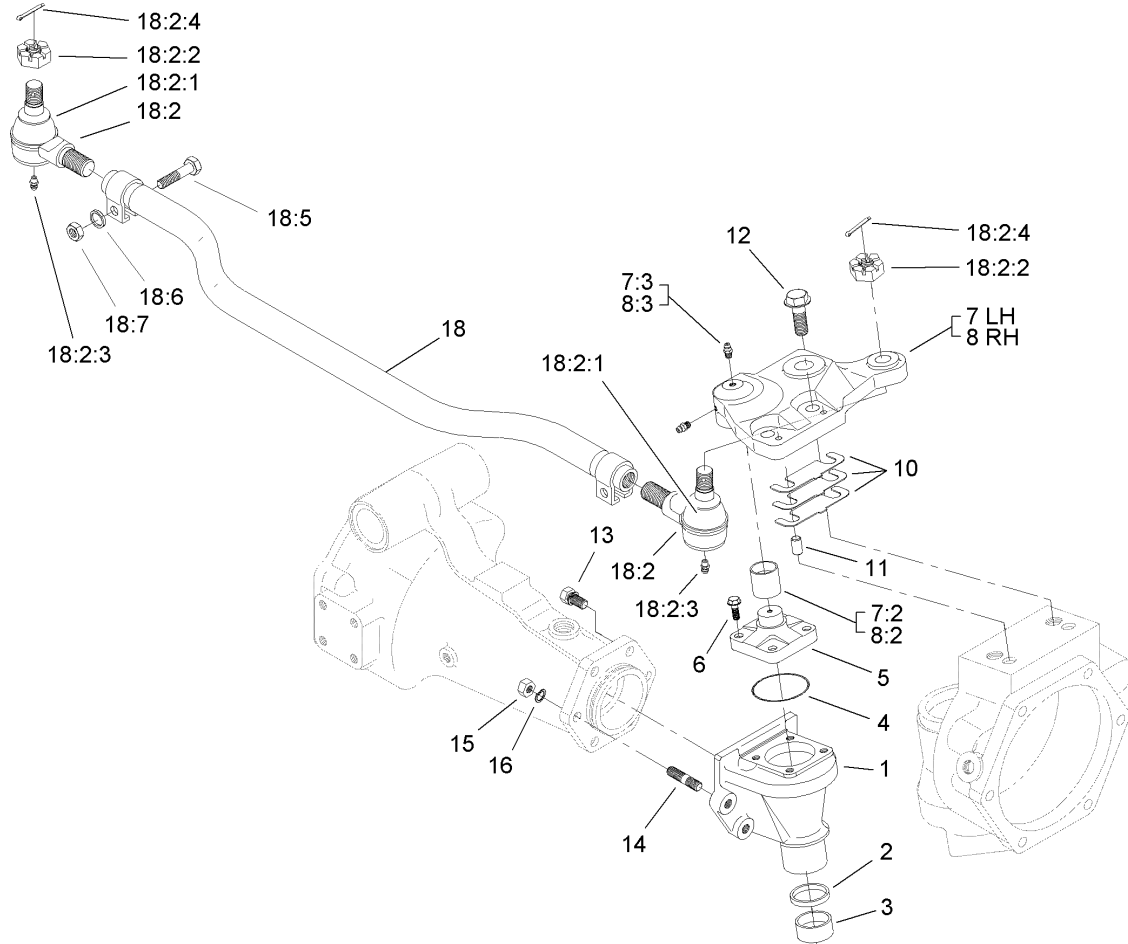




## Axle Support Assembly Rear Axle Assembly No. 110-4750

| Ref | Part No. | Qty. | Description         |
|-----|----------|------|---------------------|
| 1   | 95-7508  | 1    | Support-Axle        |
| 2   | 95-7506  | 1    | Support-Axle        |
| 3   | 106-1067 | 1    | O-Ring              |
| 4   | 95-7537  | 2    | Bushing-Flanged     |
| 5   | 99-7590  | 2    | Washer-Seal         |
| 6   | 99-7589  | 2    | Plug                |
| 7   | 110-4812 | 1    | Axle Vent ASM       |
| 7:3 | 110-4815 | 1    | Insert-Filter, Foam |
| 8   | 99-7592  | 8    | Bolt                |
| 9   | 106-1068 | 2    | O-Ring              |
| 10  | 104-2377 | 1    | Extension-Vent      |
| 11  | 104-8643 | 1    | Plug                |
| 12  | 104-8644 | 1    | O-Ring              |

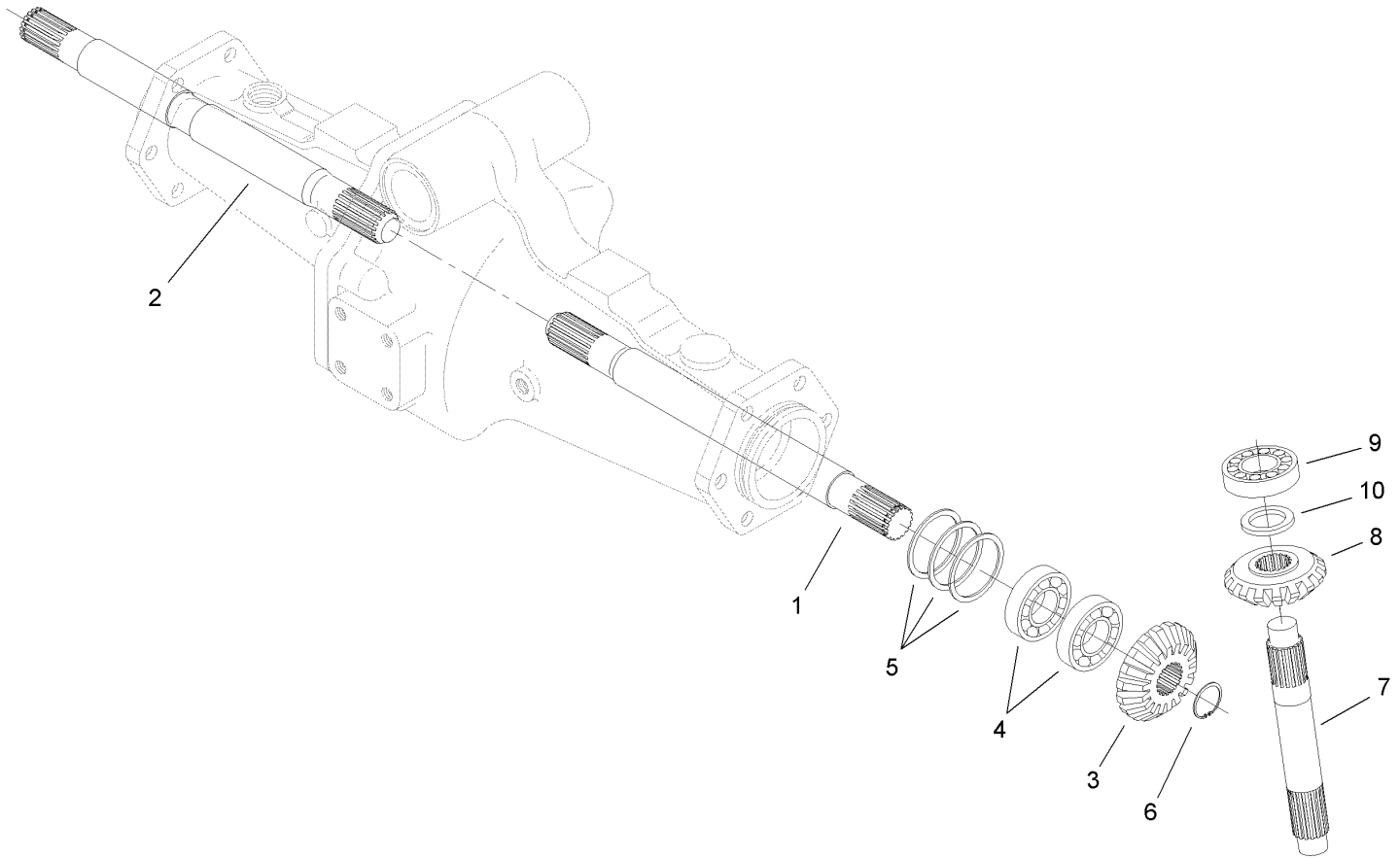
|  |  |  |  |
|--|--|--|--|
|  |  |  |  |
|  |  |  |  |
|  |  |  |  |
|  |  |  |  |



## Bevel Gear Case Assembly Rear Axle Assembly No. 110-4750

| Ref    | Part No. | Qty. | Description                 |
|--------|----------|------|-----------------------------|
| 1      | 110-4752 | 2    | Case-Gear, Bevel            |
| 2      | 110-4754 | 2    | Seal-Oil                    |
| 3      | 104-2378 | 2    | Bushing                     |
| 4      | 106-1069 | 2    | O-Ring                      |
| 5      | 104-2373 | 2    | Knuckle                     |
| 6      | 104-2374 | 8    | Bolt                        |
| 7      | 100-3768 | 1    | LH Steering Arm ASM         |
| 7:2    | 104-8634 | 1    | Bushing                     |
| 7:3    | 106-1104 | 2    | Fitting-Grease              |
| 8      | 100-3766 | 1    | RH Steering Arm ASM         |
| 8:2    | 104-8634 | 1    | Bushing                     |
| 8:3    | 106-1104 | 2    | Fitting-Grease              |
| 10     | 95-7547  | 2    | Shim 0.1                    |
| 10     | 95-7548  | 2    | Shim 0.2                    |
| 10     | 95-7549  | 2    | Shim 0.3                    |
| 11     | 99-7597  | 4    | Pin-Dowel                   |
| 12     | 104-2375 | 4    | Bolt                        |
| 13     | 99-7599  | 8    | Bolt                        |
| 14     | 99-7525  | 4    | Stud                        |
| 15     | 99-7526  | 4    | Nut                         |
| 16     | 99-7527  | 4    | Washer-Spring               |
| 18     | 106-1141 | 1    | Steering Tie Rod ASM        |
| 18:2   | 106-1113 | 2    | Tie Rod End ASM - RH Thread |
| 18:2:1 | 100-3853 | 1    | Cover-Dust                  |

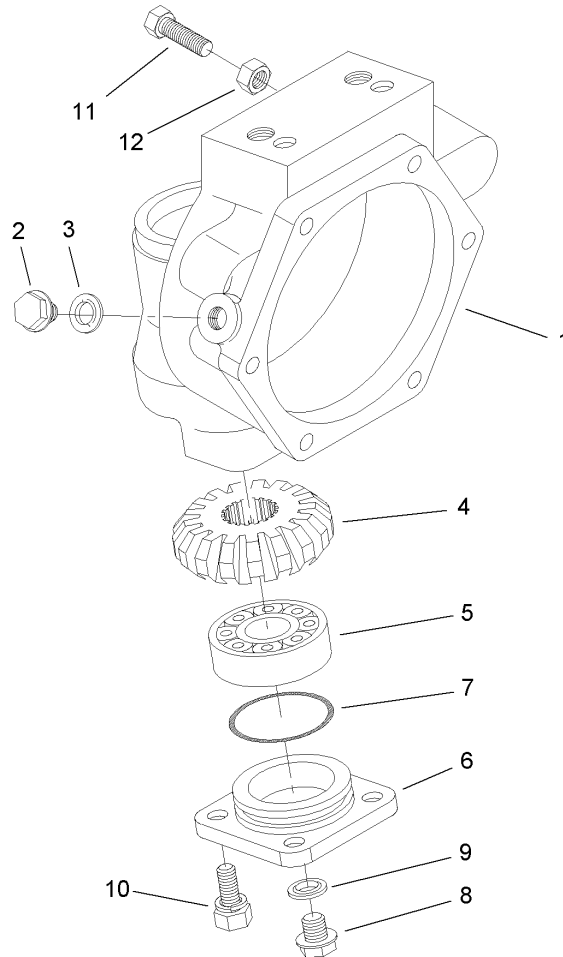
| Ref    | Part No. | Qty. | Description    |
|--------|----------|------|----------------|
| 18:2:2 | 100-3854 | 1    | Nut-Castle     |
| 18:2:3 | 110-4755 | 1    | Fitting-Grease |
| 18:2:4 | 3272-11  | 1    | Pin-Cotter     |
| 18:5   | 100-3855 | 2    | Bolt           |
| 18:6   | 99-7527  | 2    | Washer-Spring  |
| 18:7   | 99-7526  | 2    | Nut            |



## Bevel Gear Shaft Assembly Rear Axle Assembly No. 110-4750

| Ref | Part No. | Qty. | Description              |
|-----|----------|------|--------------------------|
| 1   | 95-7509  | 1    | Shaft-Gear, Differential |
| 2   | 95-7512  | 1    | Shaft-Gear, Differential |
| 3   | 95-7517  | 2    | Gear-Bevel, 15 Tooth     |
| 4   | 99-7530  | 4    | Bearing-Ball             |
| 5   | 99-7552  | 2    | Shim 0.1                 |
| 5   | 99-7553  | 2    | Shim 0.2                 |
| 5   | 99-7554  | 2    | Shim 0.5                 |
| 6   | 99-7531  | 2    | Clip                     |
| 7   | 110-4753 | 2    | Shaft-Gear, Bevel        |
| 8   | 95-7519  | 2    | Gear-Bevel, 17 Tooth     |
| 9   | 99-7532  | 2    | Bearing-Roller, Taper    |
| 10  | 99-7558  | 2    | Collar                   |

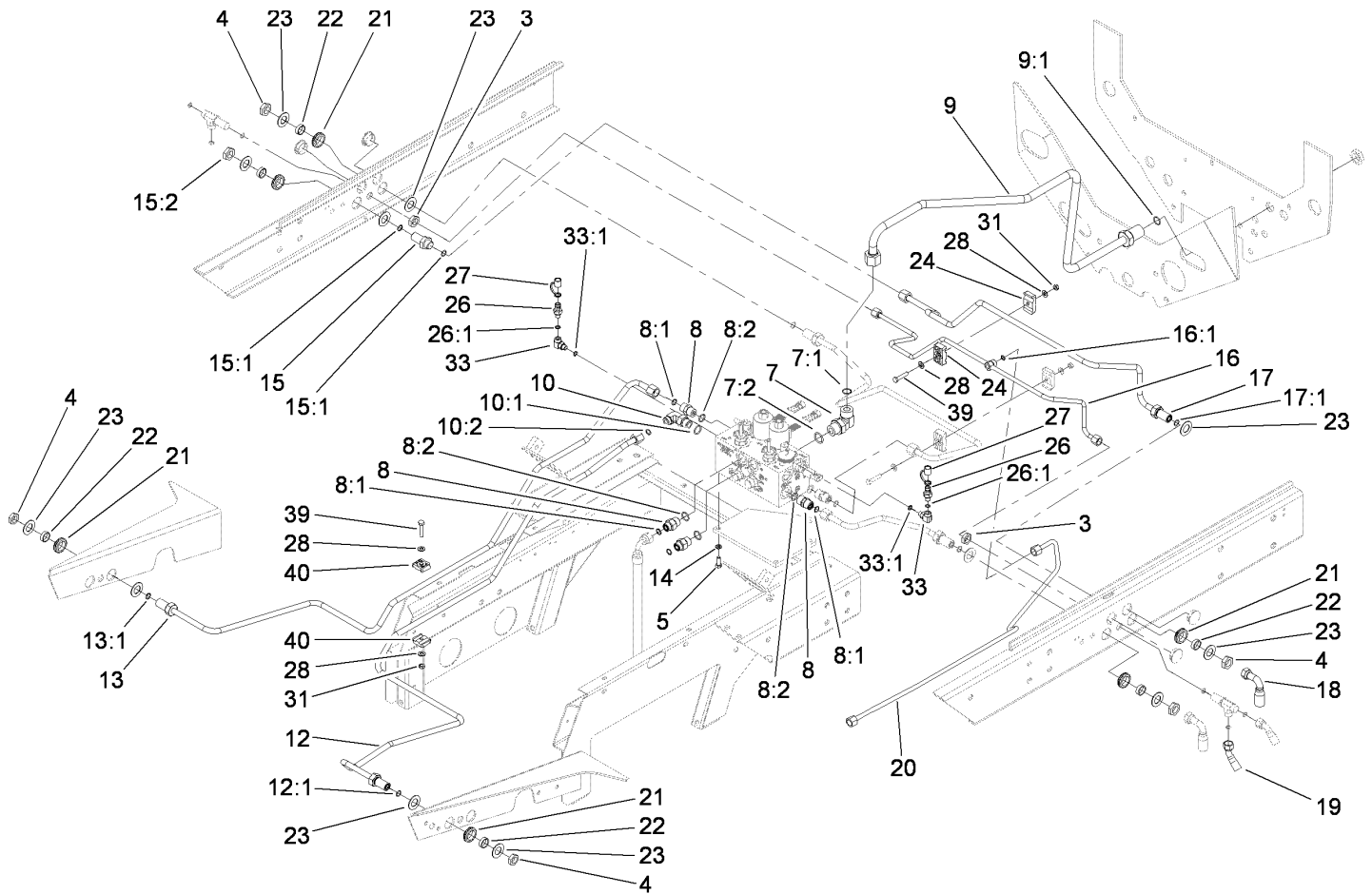
|  |  |  |  |
|--|--|--|--|
|  |  |  |  |
|--|--|--|--|



## Axle Case Assembly Rear Axle Assembly No. 110-4750

| Ref | Part No. | Qty. | Description           |
|-----|----------|------|-----------------------|
| 1   | 110-4751 | 2    | Case-Axle             |
| 2   | 99-7535  | 2    | Plug                  |
| 3   | 99-7536  | 2    | Washer-Seal           |
| 4   | 95-7527  | 2    | Gear-Bevel, 17 Tooth  |
| 5   | 99-7532  | 2    | Bearing-Roller, Taper |
| 6   | 100-2560 | 2    | Cover                 |
| 7   | 106-1070 | 2    | O-Ring                |
| 8   | 99-7589  | 2    | Plug                  |
| 9   | 99-7590  | 2    | Washer-Seal           |
| 10  | 100-2562 | 8    | Bolt                  |
| 11  | 106-1102 | 2    | Bolt-Stop             |
| 12  | 106-1103 | 2    | Nut                   |

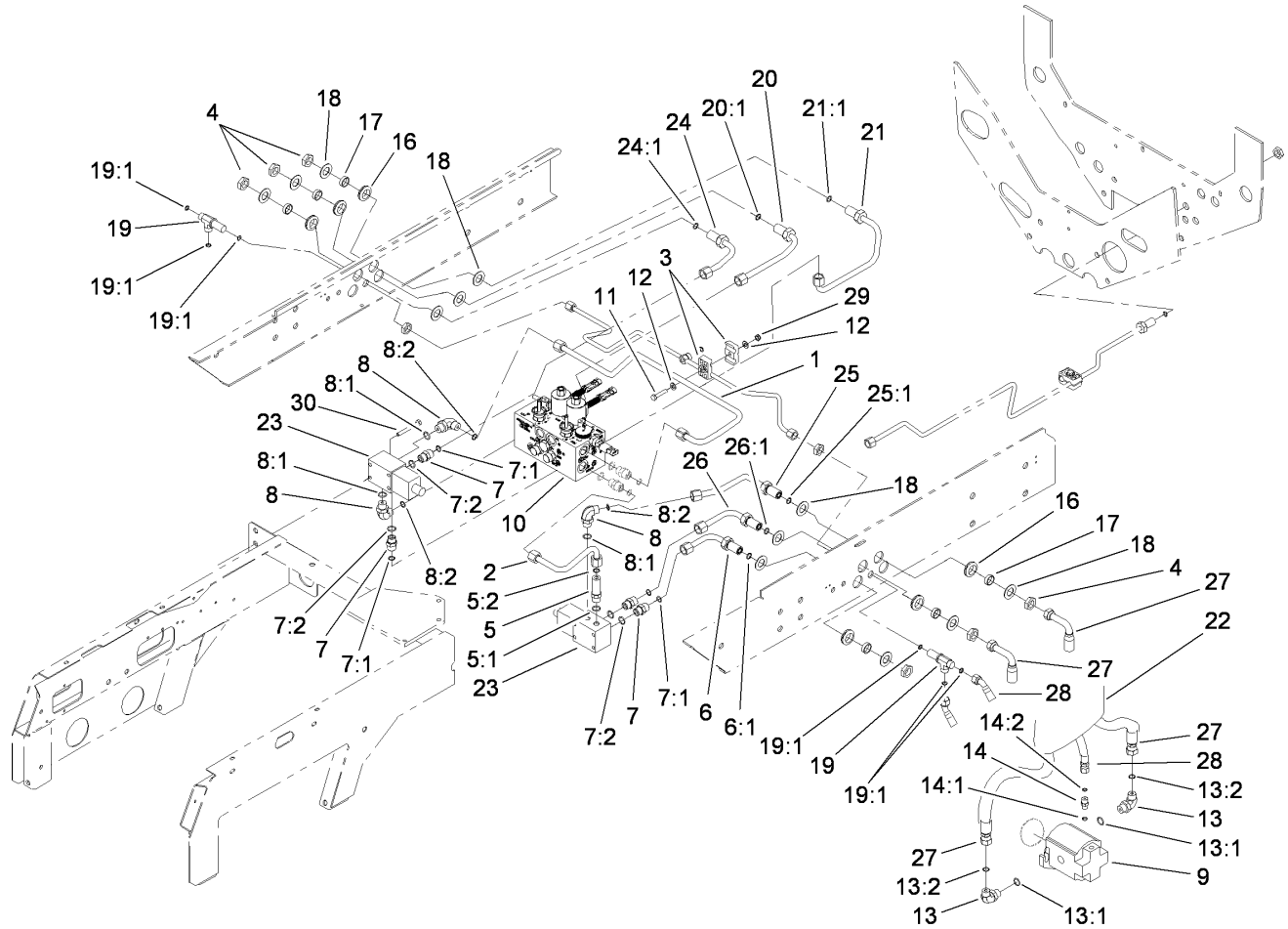




## Rear Hydraulic Control Block Assembly

| Ref  | Part No. | Qty. | Description           |
|------|----------|------|-----------------------|
| 3    | 340-70   | 2    | Nut-Lock              |
| 4    | 340-127  | 4    | Nut-Bulkhead          |
| 5    | 322-4    | 2    | Screw-HH              |
| 7    | 340-142  | 1    | Fitting-HYD, 90 DEG   |
| 7:1  | 237-58   | 1    | O-Ring                |
| 7:2  | 237-81   | 1    | O-Ring                |
| 8    | 340-6    | 5    | Fitting-HYD, Straight |
| 8:1  | 237-30   | 1    | O-Ring                |
| 8:2  | 237-80   | 1    | O-Ring                |
| 9    | 104-3734 | 1    | HYD Cooler Tube ASM   |
| 9:1  | 237-65   | 1    | O-Ring                |
| 10   | 340-105  | 1    | Fitting-HYD, 90 DEG   |
| 10:1 | 237-80   | 1    | O-Ring                |
| 10:2 | 237-30   | 1    | O-Ring                |
| 12   | 104-3741 | 1    | HYD Tube ASM          |
| 12:1 | 237-30   | 1    | O-Ring                |
| 13   | 104-3739 | 1    | HYD Tube ASM          |
| 13:1 | 237-30   | 1    | O-Ring                |
| 14   | 3253-4   | 2    | Washer-Lock           |
| 15   | 340-161  | 1    | Fitting-Bulkhead      |
| 15:1 | 237-30   | 2    | O-Ring                |
| 15:2 | 340-127  | 1    | Nut-Bulkhead          |
| 16   | 104-3723 | 1    | HYD Tube ASM          |
| 16:1 | 237-22   | 1    | O-Ring                |

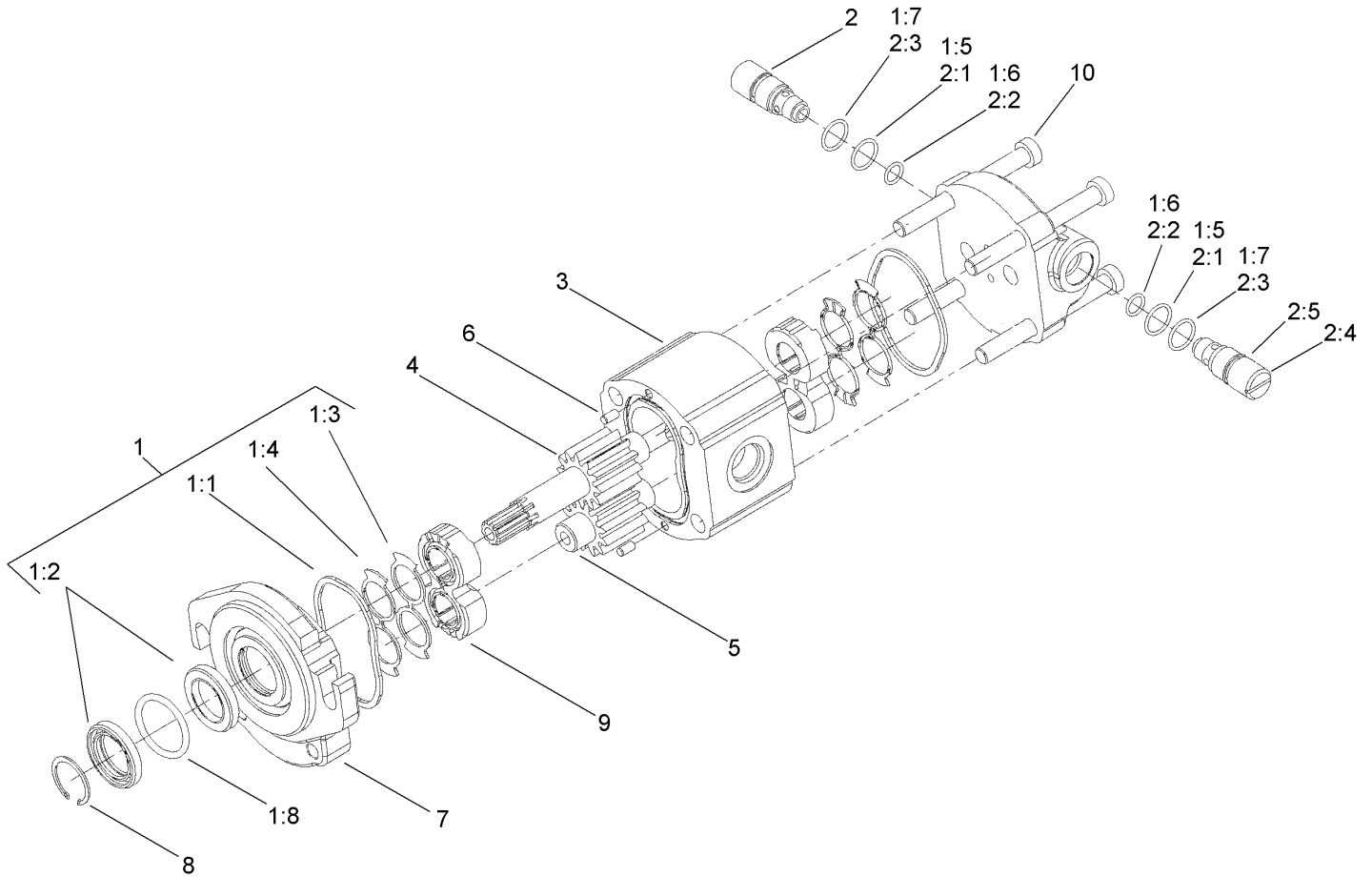
| Ref  | Part No. | Qty. | Description           |
|------|----------|------|-----------------------|
| 17   | 104-3724 | 1    | HYD Tube ASM          |
| 17:1 | 237-30   | 1    | O-Ring                |
| 18   | 105-7903 | 4    | HYD Hose ASM          |
| 19   | 99-5614  | 2    | HYD Hose ASM          |
| 20   | 114-3962 | 1    | Drain Return Tube ASM |
| 21   | 240-5    | 4    | Grommet-Rubber        |
| 22   | 69-8960  | 4    | Spacer                |
| 23   | 69-8930  | 8    | Washer                |
| 24   | 56-7972  | 4    | Clamp-Tube            |
| 26   | 354-77   | 2    | Fitting-Quick         |
| 26:1 | 237-78   | 1    | O-Ring                |
| 27   | 354-79   | 2    | Cap-Dust              |
| 28   | 3256-23  | 6    | Washer-Flat           |
| 31   | 3296-29  | 3    | Nut-Lock, NI          |
| 33   | 75-6640  | 2    | Fitting-HYD, Special  |
| 33:1 | 237-78   | 1    | O-Ring                |
| 39   | 322-7    | 3    | Screw-HH              |
| 40   | 56-7976  | 2    | Clamp-Tube            |



## Hydraulic Manifold Mow Block Assembly

| Ref  | Part No. | Qty. | Description           |
|------|----------|------|-----------------------|
| 1    | 104-3744 | 1    | HYD Tube ASM          |
| 2    | 104-3743 | 1    | HYD Tube ASM          |
| 3    | 56-7976  | 2    | Clamp-Tube            |
| 4    | 340-127  | 4    | Nut-Bulkhead          |
| 5    | 94-2628  | 1    | Adapter-HYD           |
| 5:1  | 237-79   | 1    | O-Ring                |
| 5:2  | 237-30   | 1    | O-Ring                |
| 6    | 104-3725 | 1    | HYD Tube ASM          |
| 6:1  | 237-30   | 1    | O-Ring                |
| 7    | 340-4    | 4    | Fitting-HYD, Straight |
| 7:1  | 237-30   | 1    | O-Ring                |
| 7:2  | 237-79   | 1    | O-Ring                |
| 8    | 340-98   | 3    | Fitting-HYD, 90 DEG   |
| 8:1  | 237-79   | 1    | O-Ring                |
| 8:2  | 237-30   | 1    | O-Ring                |
| 9    | 110-1717 | 2    | Motor-HYD             |
| 10   | 112-6510 | 1    | Manifold-Block, Mow   |
| 11   | 322-7    | 1    | Screw-HH              |
| 12   | 3256-23  | 2    | Washer-Flat           |
| 13   | 340-98   | 4    | Fitting-HYD, 90 DEG   |
| 13:1 | 237-79   | 1    | O-Ring                |
| 13:2 | 237-30   | 1    | O-Ring                |
| 14   | 340-92   | 2    | Fitting-HYD, Straight |
| 14:1 | 237-78   | 1    | O-Ring                |

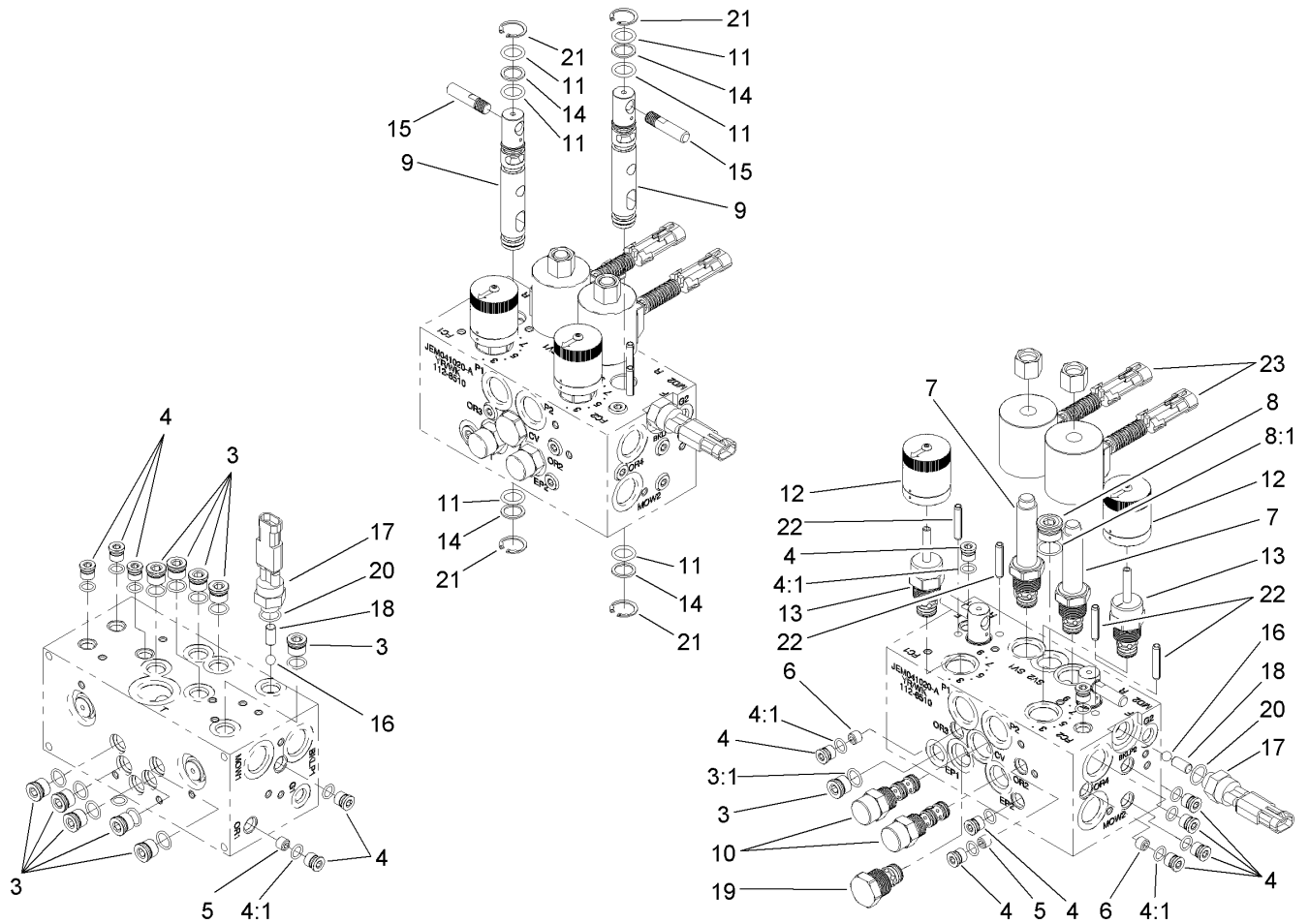
| Ref  | Part No. | Qty. | Description                |
|------|----------|------|----------------------------|
| 14:2 | 237-21   | 1    | O-Ring                     |
| 16   | 240-5    | 4    | Grommet-Rubber             |
| 17   | 69-8960  | 4    | Spacer                     |
| 18   | 69-8930  | 8    | Washer                     |
| 19   | 340-68   | 2    | Fitting-Tee, Bulkhead      |
| 19:1 | 237-22   | 3    | O-Ring                     |
| 20   | 104-3720 | 1    | HYD Tube ASM               |
| 20:1 | 237-30   | 1    | O-Ring                     |
| 21   | 104-3721 | 1    | HYD Tube ASM               |
| 21:1 | 237-30   | 1    | O-Ring                     |
| 22   | 100-3814 | 2    | Sleeve-Protective          |
| 23   | 76-9970  | 2    | Four Wheel Drive Valve ASM |
| 24   | 104-3722 | 1    | HYD Tube ASM               |
| 24:1 | 237-30   | 1    | O-Ring                     |
| 25   | 104-3727 | 1    | HYD Tube ASM               |
| 25:1 | 237-30   | 1    | O-Ring                     |
| 26   | 104-3726 | 1    | HYD Tube ASM               |
| 26:1 | 237-30   | 1    | O-Ring                     |
| 27   | 105-7900 | 4    | HYD Hose ASM               |
| 28   | 94-1433  | 2    | HYD Hose ASM               |
| 29   | 3296-47  | 1    | Nut-Lock, NI               |
| 30   | 322-13   | 4    | Screw-HH                   |



## Hydraulic Motor Assembly No. 110-1717

| Ref  | Part No. | Qty. | Description          |
|------|----------|------|----------------------|
| 1    | 110-0040 | 1    | Seal Kit             |
| ②1:1 |          | 2    | Ring                 |
| ②1:2 |          | 2    | Seal-Shaft           |
| ②1:3 |          | 2    | Seal                 |
| ②1:4 |          | 2    | Seal-Anti Extrusion  |
| ②1:5 |          | 2    | Seal-Valve, Relief   |
| ②1:6 |          | 2    | Seal-Valve, Relief   |
| ②1:7 |          | 2    | Ring-Backup          |
| ②1:8 |          | 1    | Ring-Spacer          |
| 2    | 110-0041 | 2    | Relief Cartridge Kit |
| ②2:1 |          | 1    | Seal                 |
| ②2:2 |          | 1    | Seal                 |
| ②2:3 |          | 1    | Ring-Backup          |
| ②2:4 |          | 1    | Cap-Relief           |
| ②2:5 |          | 1    | Valve-Relief         |
| ③    |          | 1    | Body                 |
| ④    |          | 1    | Gear-Drive           |
| ⑤    |          | 1    | Gear-Driven          |
| ⑥    |          | 2    | Pin-Dowel            |
| ⑦    |          | 1    | Cover-Front          |
| ⑧    |          | 1    | Ring-Retaining       |
| ⑨    |          | 2    | Block-Bearing        |
| ⑩    |          | 4    | Washer               |

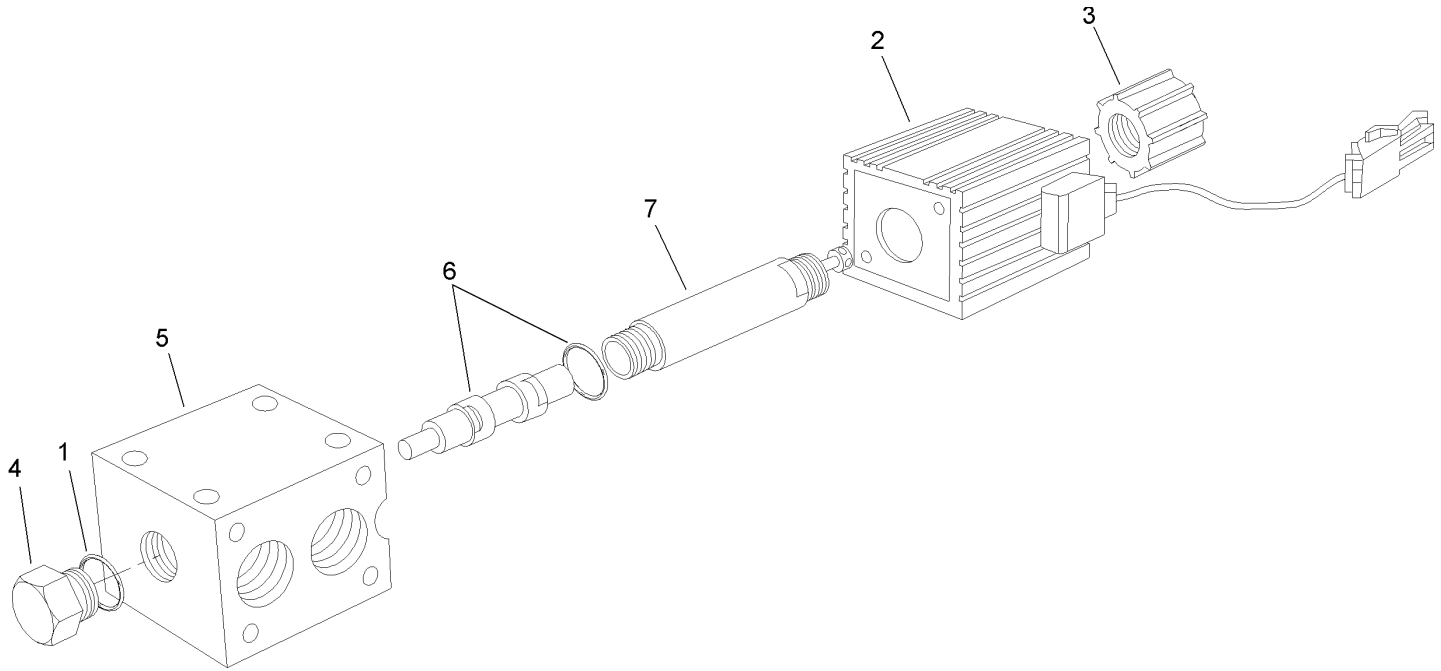
|  |  |  |  |
|--|--|--|--|
|  |  |  |  |
|  |  |  |  |
|  |  |  |  |
|  |  |  |  |



## Hydraulic Manifold Assembly No. 112-6510

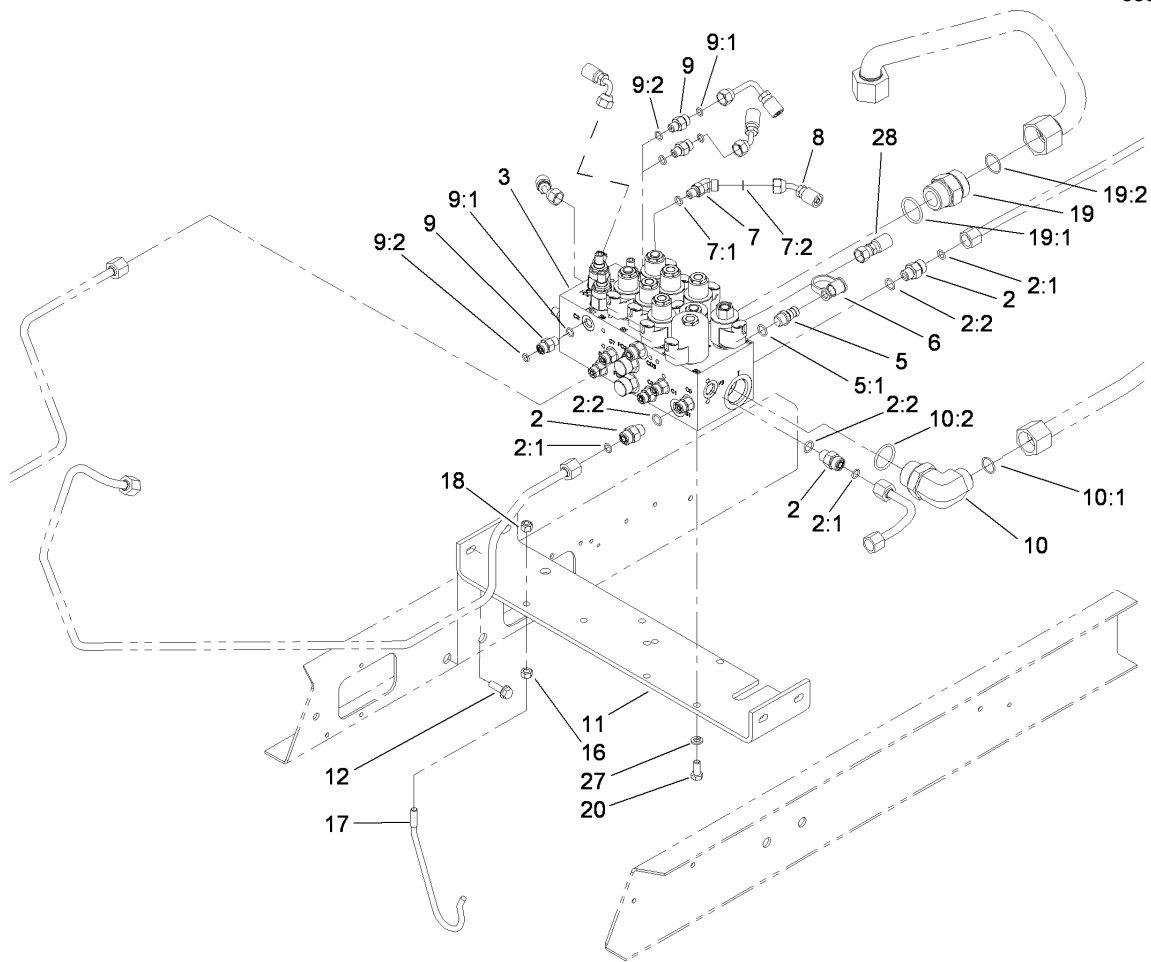
| Ref  | Part No. | Qty. | Description                |
|------|----------|------|----------------------------|
| 21   |          | 1    | Block-Manifold             |
| 3    | 106-1026 | 11   | Plug-HYD                   |
| 3:1  | 237-42   | 1    | O-Ring                     |
| 4    | 106-1025 | 14   | Plug-HYD                   |
| 4:1  | 237-78   | 1    | O-Ring                     |
| 5    | 112-6538 | 2    | Orifice                    |
| 6    | 112-6537 | 2    | Orifice                    |
| 7    | 110-8768 | 2    | Valve-Relief, Solenoid     |
| 7:1  | 110-6316 | 1    | Seal Kit                   |
| 8    | 106-1027 | 1    | Plug-HYD                   |
| 8:1  | 237-79   | 1    | O-Ring                     |
| 9    | 112-6536 | 2    | Spool                      |
| 10   | 110-8890 | 2    | Element-Logic              |
| 10:1 | 110-8773 | 1    | Seal Kit                   |
| 11   | 112-6535 | 6    | O-Ring                     |
| 12   | 110-8767 | 2    | Rotary Handle ASM          |
| 13   | 110-8769 | 2    | Valve-Control, Manual Flow |
| 13:1 | 110-2633 | 1    | Seal Kit                   |
| 14   | 112-6534 | 4    | Ring-Back Up               |
| 15   | 110-8758 | 2    | Handle-Spool               |
| 16   | 110-8862 | 2    | Decal-Serial Plate         |
| 17   | 72-4320  | 2    | Switch-Ball                |
| 18   | 112-6533 | 2    | Pin-Dowel                  |
| 19   | 110-8759 | 1    | Valve-Check                |

| Ref  | Part No. | Qty. | Description    |
|------|----------|------|----------------|
| 19:1 | 110-8772 | 1    | Seal Kit       |
| 20   | 110-8757 | 2    | O-Ring         |
| 21   | 112-6532 | 4    | Ring-Retaining |
| 22   | 112-6531 | 4    | Pin-Spring     |
| 23   | 112-6530 | 2    | Coil ASM       |



### Four Wheel Drive Valve Assembly No. 76-9970

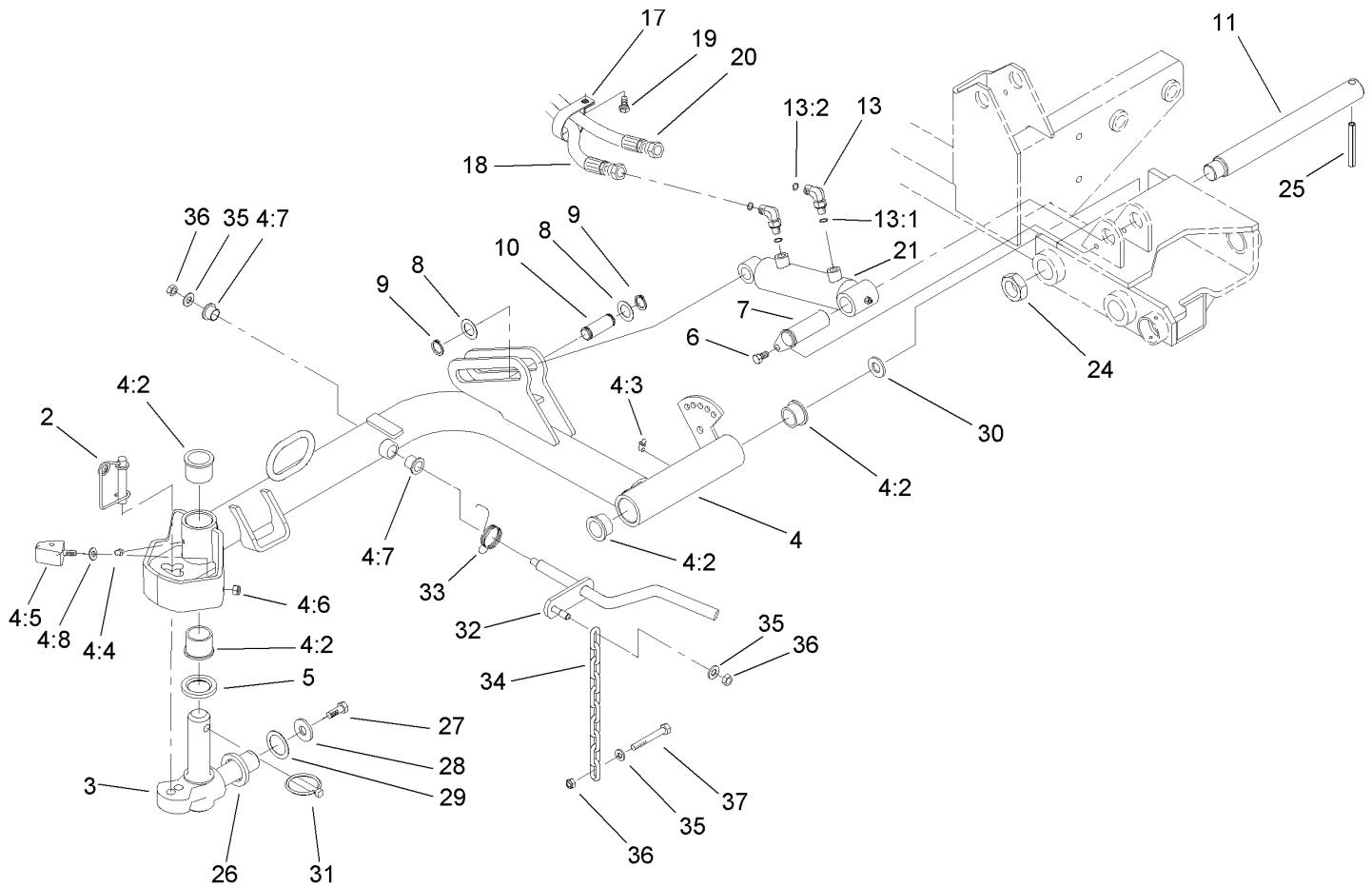
| Ref | Part No. | Qty. | Description       |
|-----|----------|------|-------------------|
| 1   | 237-80   | 2    | O-Ring            |
| 2   | 218-591  | 1    | Coil ASM          |
| 3   | 218-592  | 1    | Nut-Coil          |
| ④   |          | 1    | Adapter ASM       |
| ⑤   |          | 1    | Valve-Directional |
| ⑥   |          | 1    | Spool             |
| ⑦   |          | 1    | Tube ASM          |



## Front Hydraulic Control Block and Hose Assembly

| Ref  | Part No.    | Qty. | Description             |
|------|-------------|------|-------------------------|
| 2    | 340-2       | 4    | Fitting-HYD, Straight   |
| 2:1  | 237-22      | 1    | O-Ring                  |
| 2:2  | 237-42      | 1    | O-Ring                  |
| 3    | 112-6528    | 1    | Manifold Block ASM-Lift |
| 5    | 59-7410     | 1    | Tip-Nipple, Diagnostic  |
| 5:1  | 237-42      | 1    | O-Ring                  |
| 6    | 354-79      | 1    | Cap-Dust                |
| 7    | 340-103     | 1    | Fitting-HYD, 45 DEG     |
| 7:1  | 237-78      | 1    | O-Ring                  |
| 7:2  | 237-21      | 1    | O-Ring                  |
| 8    | 115-2025    | 1    | HYD Hose ASM            |
| 9    | 340-92      | 7    | Fitting-HYD, Straight   |
| 9:1  | 237-78      | 1    | O-Ring                  |
| 9:2  | 237-21      | 1    | O-Ring                  |
| 10   | 340-15      | 1    | Fitting-HYD, 90 DEG     |
| 10:1 | 237-58      | 1    | O-Ring                  |
| 10:2 | 237-146     | 1    | O-Ring                  |
| 11   | 112-6588-01 | 1    | Bracket-Manifold Block  |
| 12   | 3234-17     | 4    | Screw-HHF               |
| 16   | 3217-6      | 1    | Nut-Hex                 |
| 17   | 115-2009    | 1    | Hanger-Hose             |
| 18   | 3296-29     | 1    | Nut-Lock, NI            |
| 19   | 104-3797    | 1    | Fitting-HYD, Straight   |
| 19:1 | 237-146     | 1    | O-Ring                  |

| Ref  | Part No. | Qty. | Description  |
|------|----------|------|--------------|
| 19:2 | 340-65   | 1    | O-Ring       |
| 20   | 322-3    | 3    | Screw-HH     |
| 27   | 3253-4   | 3    | Washer-Lock  |
| 28   | 104-3716 | 1    | HYD Hose ASM |

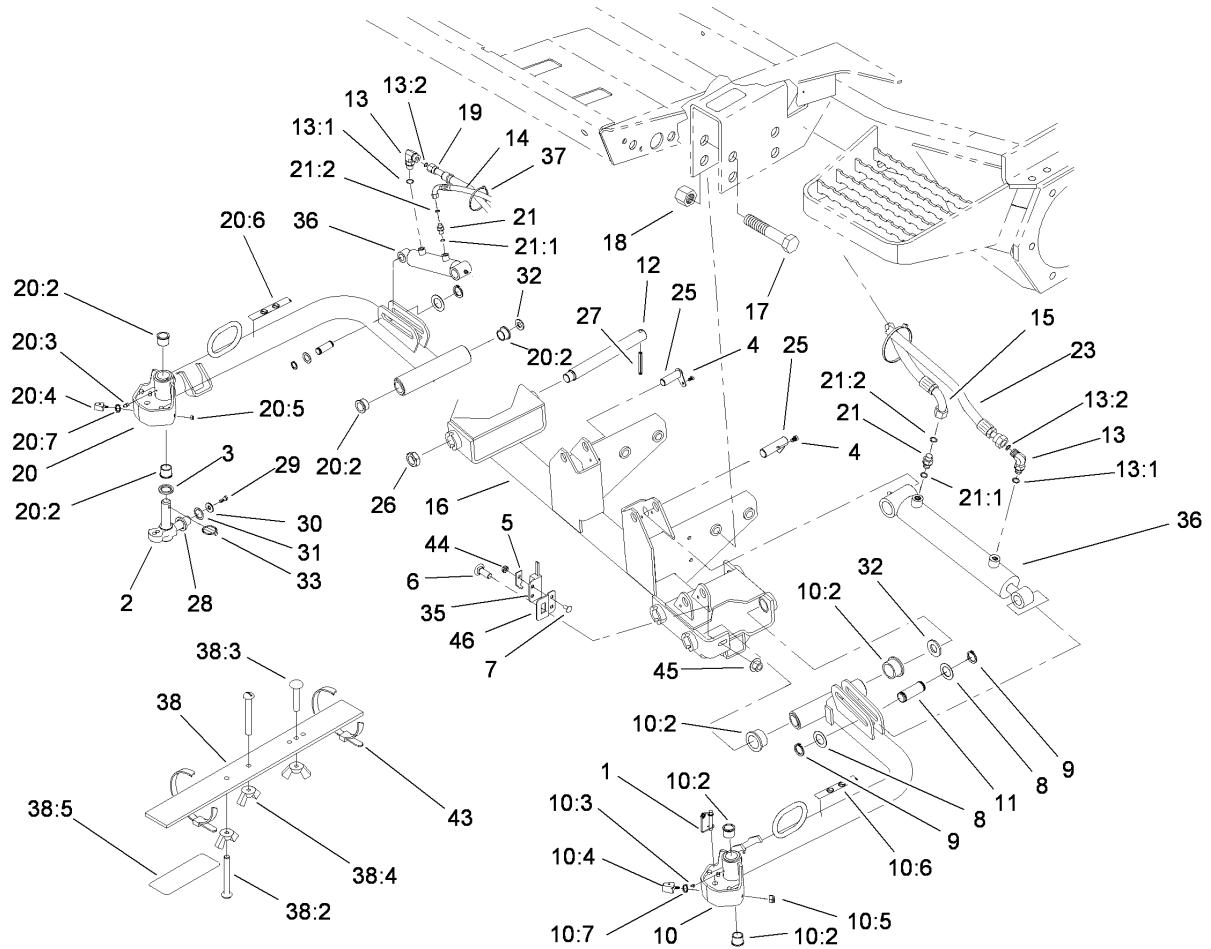


### Front No. 1 Lift Arm Assembly

| Ref  | Part No.   | Qty. | Description            |
|------|------------|------|------------------------|
| 2    | 99-5610    | 1    | Pin                    |
| 3    | 98-1880-03 | 1    | Knuckle-Pivot          |
| 4    | 105-3366   | 1    | No. 1 Lift Arm ASM     |
| 4:2  | 104-0015   | 4    | Bushing-Flange         |
| 4:3  | 302-60     | 1    | Fitting-Grease, 90 DEG |
| 4:4  | 302-5      | 1    | Fitting-Grease         |
| 4:5  | 106-9004   | 2    | Bumper                 |
| 4:6  | 3296-29    | 2    | Nut-Lock, NI           |
| 4:7  | 256-287    | 2    | Bushing                |
| 4:8  | 3255-8     | 2    | Washer-Lock            |
| 5    | 94-8946    | 1    | Washer-Thrust          |
| 6    | 32144-14   | 1    | Screw-HWHTF            |
| 7    | 106-9208   | 1    | Short Cylinder Pin ASM |
| 8    | 94-9998    | 2    | Washer-Thrust          |
| 9    | 94-9974    | 2    | Ring-Retaining         |
| 10   | 75-5350    | 1    | Pin-Slide, Cylinder    |
| 11   | 95-7158    | 1    | Pin-Pivot              |
| 13   | 340-132    | 2    | Fitting-HYD, 90 DEG    |
| 13:1 | 237-78     | 1    | O-Ring                 |
| 13:2 | 237-21     | 1    | O-Ring                 |
| 17   | 2412-96    | 1    | Clamp-R                |
| 18   | 115-2024   | 1    | HYD Hose ASM           |
| 19   | 322-4      | 1    | Screw-HH               |
| 20   | 112-6589   | 1    | HYD Hose ASM           |

| Ref | Part No.    | Qty. | Description        |
|-----|-------------|------|--------------------|
| 21  | 108-4437    | 1    | Cylinder-Lift, HYD |
| 24  | 3296-49     | 1    | Nut-Lock, NI       |
| 25  | 32121-110   | 1    | Pin-Roll, Slotted  |
| 26  | 98-7974     | 1    | Washer-Thrust      |
| 27  | 98-7993     | 1    | Screw-HHF          |
| 28  | 3256-6      | 1    | Washer-Flat        |
| 29  | 3-6781      | 1    | Washer-Thrust      |
| 30  | 76-2980     | 1    | Washer-Thrust      |
| 31  | 283-71      | 1    | Pin-Lynch          |
| 32  | 105-0142-03 | 1    | Rod-Pivot, Front   |
| 33  | 98-3929     | 1    | Spring-Torsion     |
| 34  | 93-6738     | 1    | Chain              |
| 35  | 3256-24     | 3    | Washer-Flat        |
| 36  | 3296-39     | 3    | Nut-Lock, NI       |
| 37  | 323-7       | 1    | Screw-HH           |



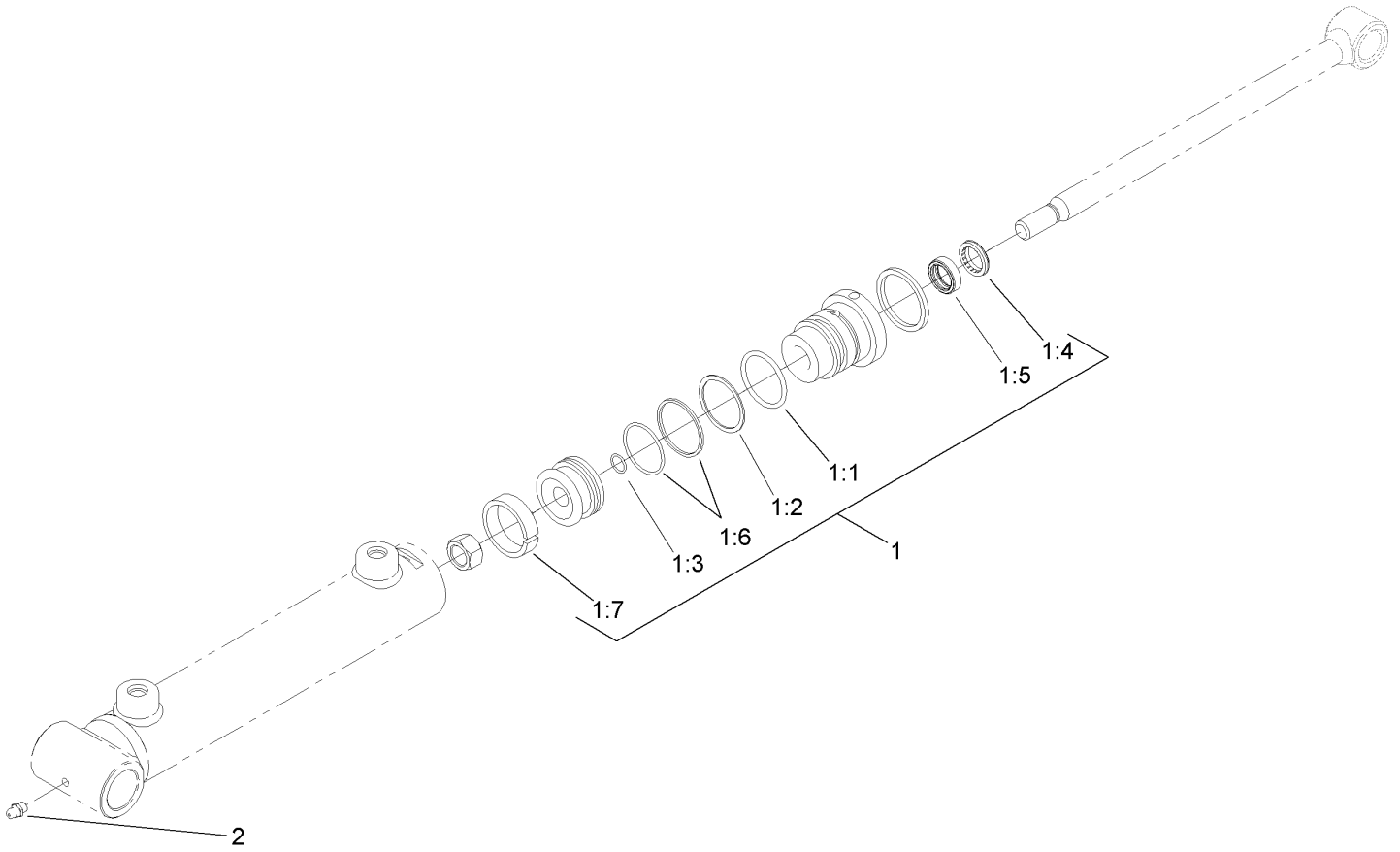


## Front No. 4 and No. 5 Lift Arm Assembly

| Ref  | Part No.    | Qty. | Description           |
|------|-------------|------|-----------------------|
| 1    | 99-5610     | 2    | Pin                   |
| 2    | 98-1880-03  | 2    | Knuckle-Pivot         |
| 3    | 94-8946     | 2    | Washer-Thrust         |
| 4    | 32144-14    | 2    | Screw-HWHTF           |
| 5    | 100-4872    | 1    | Plate-Switch, Neutral |
| 6    | 3231-22     | 1    | Screw-CARR            |
| 7    | 104-1450    | 1    | Bolt-CARR             |
| 8    | 94-9998     | 4    | Washer-Thrust         |
| 9    | 94-9974     | 4    | Ring-Retaining        |
| 10   | 105-3359    | 1    | No. 4 Lift Arm ASM    |
| 10:2 | 104-0015    | 4    | Bushing-Flange        |
| 10:3 | 302-5       | 2    | Fitting-Grease        |
| 10:4 | 106-9004    | 2    | Bumper                |
| 10:5 | 3296-29     | 2    | Nut-Lock, NI          |
| 10:6 | 93-6687     | 1    | Decal-No Step         |
| 10:7 | 3255-8      | 2    | Washer-Lock           |
| 11   | 75-5350     | 2    | Pin-Slide, Cylinder   |
| 12   | 95-7158     | 2    | Pin-Pivot             |
| 13   | 340-132     | 2    | Fitting-HYD, 90 DEG   |
| 13:1 | 237-78      | 1    | O-Ring                |
| 13:2 | 237-21      | 1    | O-Ring                |
| 14   | 105-7948    | 1    | HYD Hose ASM          |
| 15   | 105-7945    | 1    | HYD Hose ASM          |
| 16   | 105-3347-03 | 1    | Frame-Carrier, Front  |

| Ref  | Part No.  | Qty. | Description           |
|------|-----------|------|-----------------------|
| 17   | 328-7     | 4    | Screw-HH              |
| 18   | 3296-51   | 4    | Nut-Lock, NI          |
| 19   | 115-2026  | 1    | HYD Hose ASM          |
| 20   | 105-0110  | 1    | No. 5 Lift Arm ASM    |
| 20:2 | 104-0015  | 4    | Bushing-Flange        |
| 20:3 | 302-5     | 2    | Fitting-Grease        |
| 20:4 | 106-9004  | 2    | Bumper                |
| 20:5 | 3296-29   | 2    | Nut-Lock, NI          |
| 20:6 | 93-6687   | 1    | Decal-No Step         |
| 20:7 | 3255-8    | 2    | Washer-Lock           |
| 21   | 340-92    | 2    | Fitting-HYD, Straight |
| 21:1 | 237-78    | 1    | O-Ring                |
| 21:2 | 237-21    | 1    | O-Ring                |
| 23   | 92-1718   | 1    | Hose ASM              |
| 25   | 105-9889  | 2    | Cylinder Pin ASM      |
| 26   | 3296-49   | 2    | Nut-Lock, NI          |
| 27   | 32121-110 | 2    | Pin-Roll, Slotted     |
| 28   | 98-7974   | 2    | Washer-Thrust         |
| 29   | 98-7993   | 2    | Screw-HHF             |
| 30   | 3256-6    | 2    | Washer-Flat           |
| 31   | 3-6781    | 2    | Washer-Thrust         |
| 32   | 76-2980   | 2    | Washer-Thrust         |
| 33   | 283-71    | 2    | Pin-Lynch             |
| 35   | 100-1270  | 1    | Switch-Proximity      |

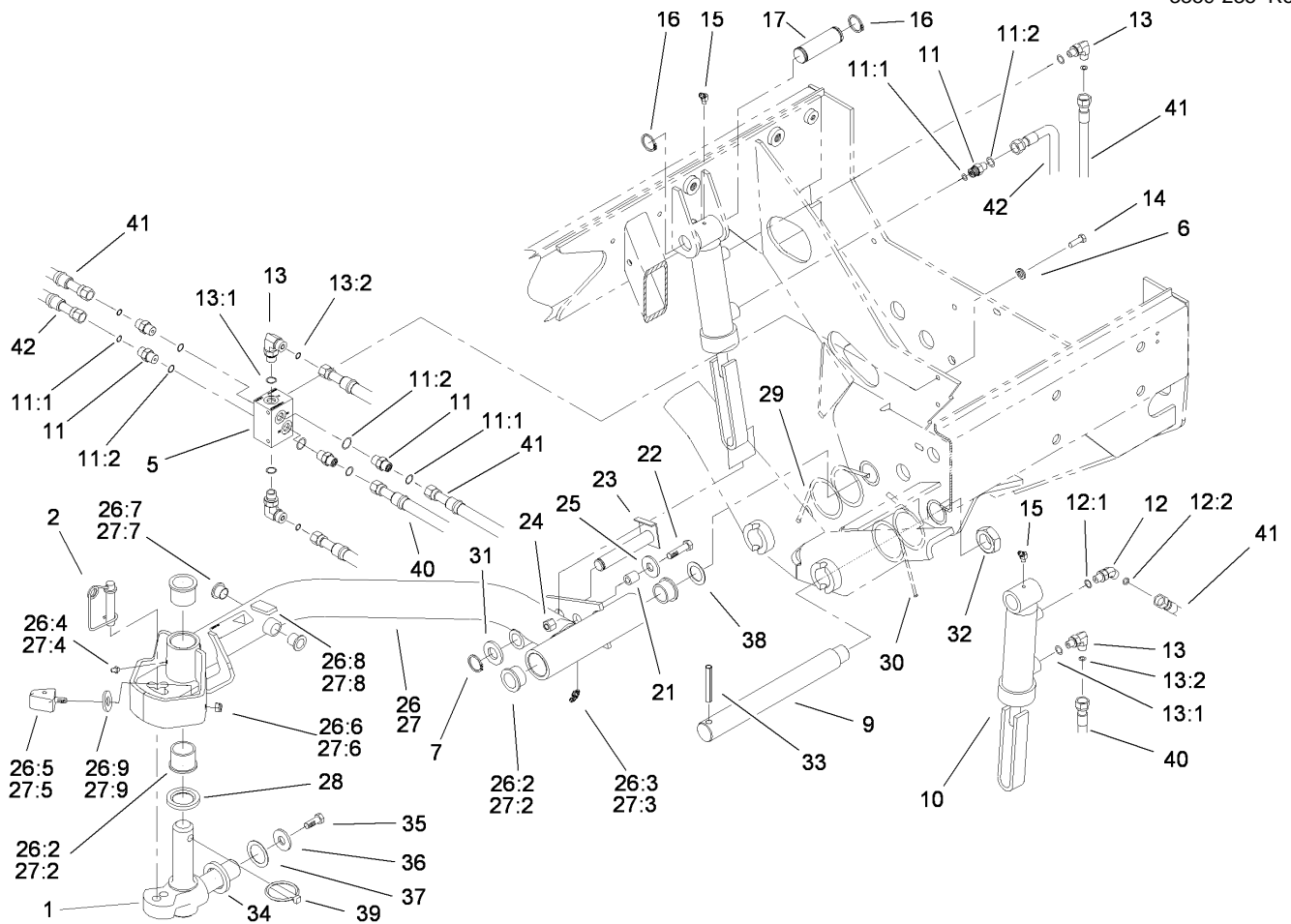




## Hydraulic Cylinder Assembly No. 110-9709

| Ref | Part No. | Qty. | Description    |
|-----|----------|------|----------------|
| 1   | 110-4132 | 1    | Seal Kit       |
| 1:1 |          | 1    | O-Ring         |
| 1:2 |          | 1    | Back-Up Ring   |
| 1:3 |          | 1    | O-Ring         |
| 1:4 |          | 1    | Wiper          |
| 1:5 |          | 1    | Seal           |
| 1:6 |          | 1    | Seal W/Loader  |
| 1:7 |          | 1    | Wear Ring      |
| 2   | 302-5    | 1    | Fitting-Grease |

|  |  |  |  |
|--|--|--|--|
|  |  |  |  |
|--|--|--|--|

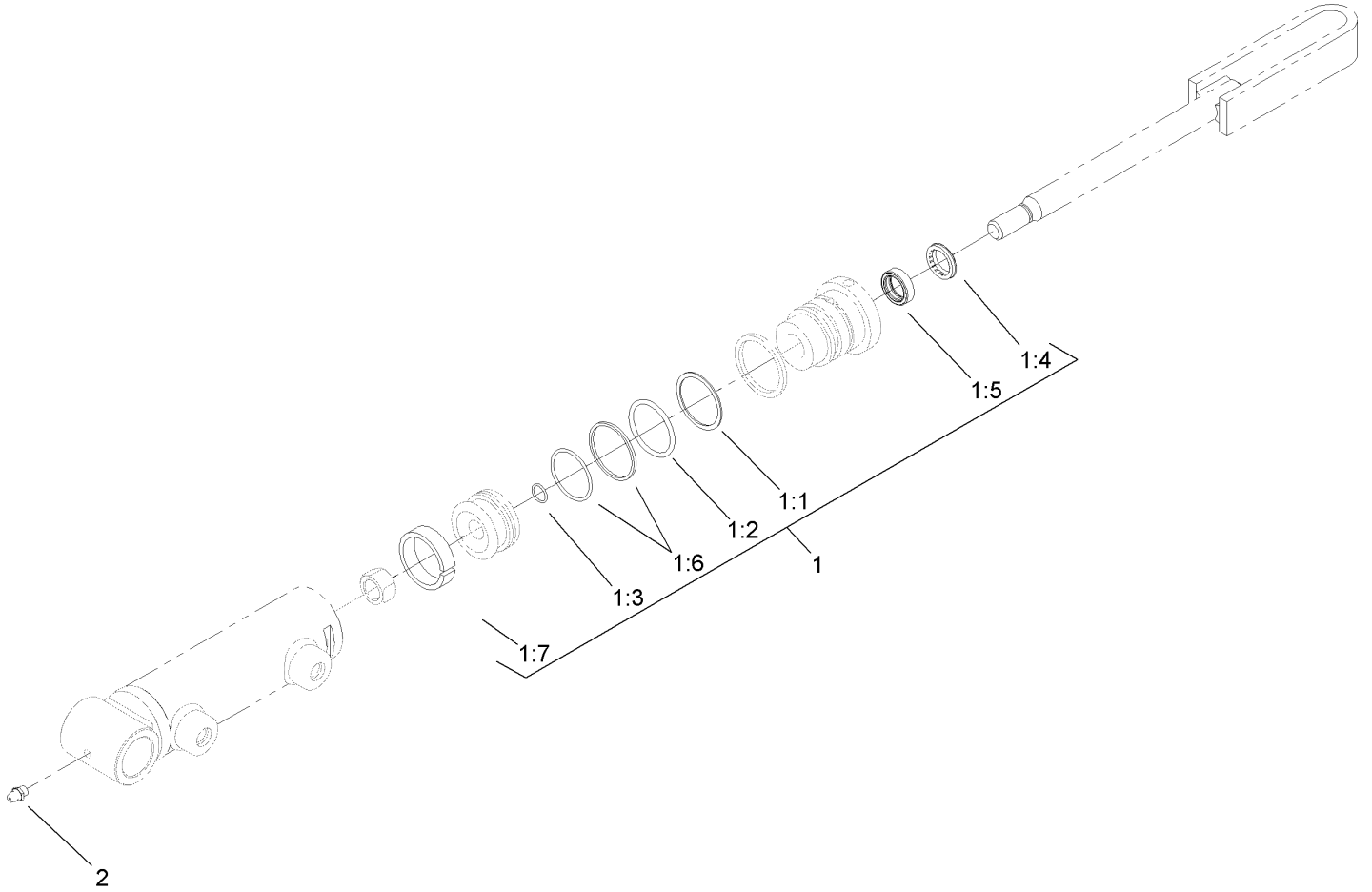


## Rear No. 2 and No. 3 Lift Arm Assembly

| Ref  | Part No.   | Qty. | Description           |
|------|------------|------|-----------------------|
| 1    | 98-1880-03 | 2    | Knuckle-Pivot         |
| 2    | 99-5610    | 2    | Pin                   |
| 5    | 114-3963   | 1    | Manifold-Flow Divider |
| 6    | 3253-3     | 2    | Washer-Lock           |
| 7    | 94-9974    | 2    | Ring-Retaining        |
| 9    | 95-7158    | 2    | Pin-Pivot             |
| 10   | 108-4438   | 2    | Cylinder-Lift, HYD    |
| 11   | 340-92     | 5    | Fitting-HYD, Straight |
| 11:1 | 237-78     | 1    | O-Ring                |
| 11:2 | 237-21     | 1    | O-Ring                |
| 12   | 340-103    | 1    | Fitting-HYD, 45 DEG   |
| 12:1 | 237-78     | 1    | O-Ring                |
| 12:2 | 237-21     | 1    | O-Ring                |
| 13   | 340-132    | 4    | Fitting-HYD, 90 DEG   |
| 13:1 | 237-78     | 1    | O-Ring                |
| 13:2 | 237-21     | 1    | O-Ring                |
| 14   | 321-4      | 2    | Screw-HH              |
| 15   | 302-11     | 2    | Fitting-Lube, 45 DEG  |
| 16   | 32151-36   | 4    | Ring-Retaining        |
| 17   | 92-7548    | 2    | Pin-Cylinder          |
| 21   | 82-6840    | 2    | Spacer                |
| 22   | 322-7      | 2    | Screw-HH              |
| 23   | 99-2560    | 2    | Pin                   |
| 24   | 3296-29    | 2    | Nut-Lock, NI          |

| Ref  | Part No.   | Qty. | Description          |
|------|------------|------|----------------------|
| 25   | 3256-3     | 2    | Washer-Flat          |
| 26   | 105-3363   | 1    | No. 3 Lift Arm ASM   |
| 26:2 | 104-0015   | 4    | Bushing-Flange       |
| 26:3 | 302-11     | 1    | Fitting-Lube, 45 DEG |
| 26:4 | 302-5      | 1    | Fitting-Grease       |
| 26:5 | 106-9004   | 2    | Bumper               |
| 26:6 | 3296-29    | 2    | Nut-Lock, NI         |
| 26:7 | 256-287    | 2    | Bushing              |
| 26:8 | 93-6696    | 1    | Decal-Warning        |
| 26:9 | 3255-8     | 2    | Washer-Lock          |
| 27   | 105-3362   | 1    | No. 2 Lift Arm ASM   |
| 27:2 | 104-0015   | 4    | Bushing-Flange       |
| 27:3 | 302-11     | 1    | Fitting-Lube, 45 DEG |
| 27:4 | 302-5      | 1    | Fitting-Grease       |
| 27:5 | 106-9004   | 2    | Bumper               |
| 27:6 | 3296-29    | 2    | Nut-Lock, NI         |
| 27:7 | 256-287    | 2    | Bushing              |
| 27:8 | 93-6696    | 1    | Decal-Warning        |
| 27:9 | 3255-8     | 2    | Washer-Lock          |
| 28   | 94-8946    | 2    | Washer-Thrust        |
| 29   | 99-5608-03 | 1    | Spring-Torsion, RH   |
| 30   | 99-5609-03 | 1    | Spring-Torsion, LH   |
| 31   | 67-6570    | 2    | Spacer-Wheel         |
| 32   | 3296-49    | 2    | Nut-Lock, NI         |

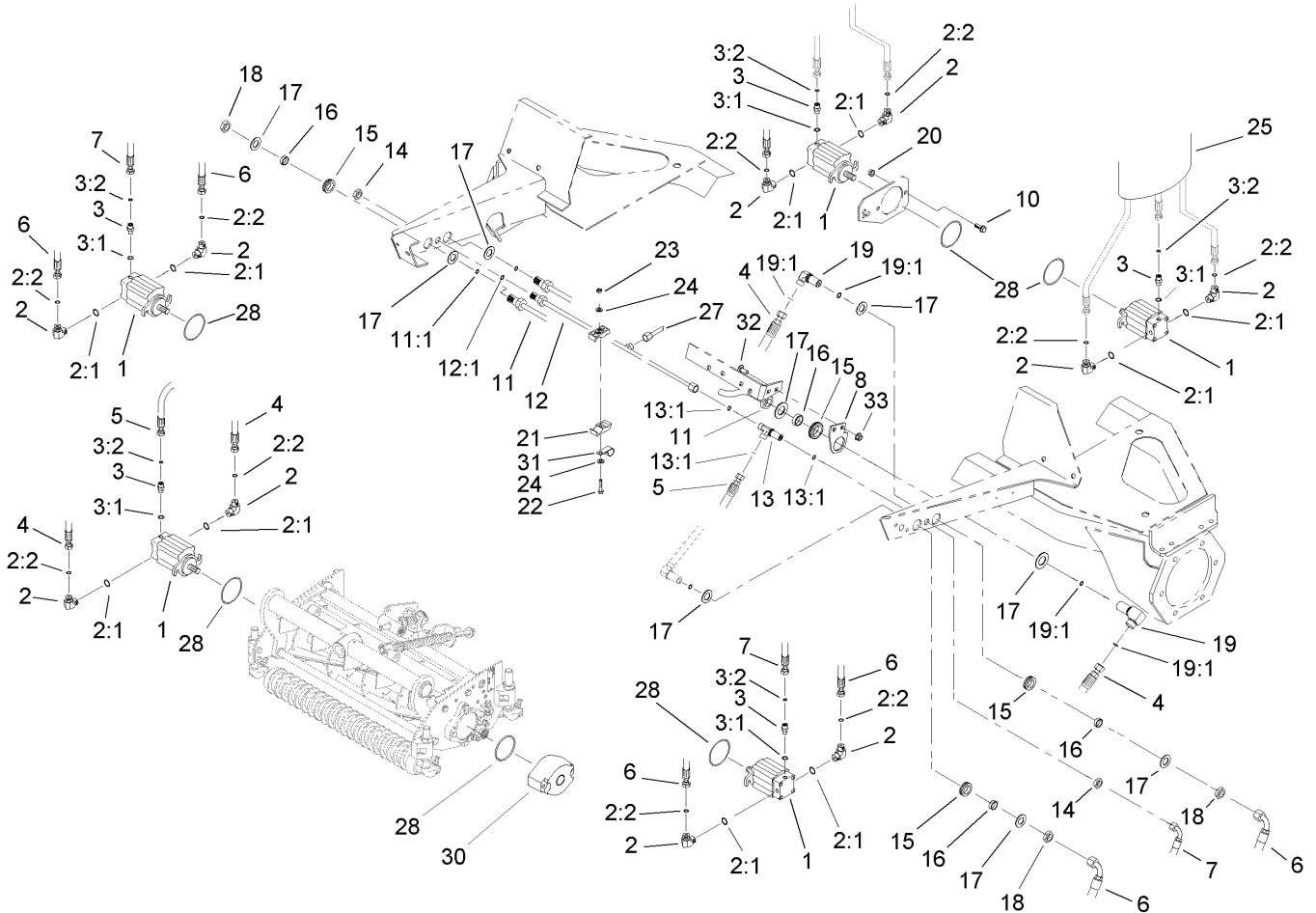




### Hydraulic Cylinder Assembly No. 108-4438

| Ref | Part No. | Qty. | Description    |
|-----|----------|------|----------------|
| 1   | 110-4132 | 1    | Seal Kit       |
| 1:1 |          | 1    | O-Ring         |
| 1:2 |          | 1    | Back-Up Ring   |
| 1:3 |          | 1    | O-Ring         |
| 1:4 |          | 1    | Wiper          |
| 1:5 |          | 1    | Seal           |
| 1:6 |          | 1    | Seal W/Loader  |
| 1:7 |          | 1    | Wear Ring      |
| 2   | 302-5    | 1    | Fitting-Grease |

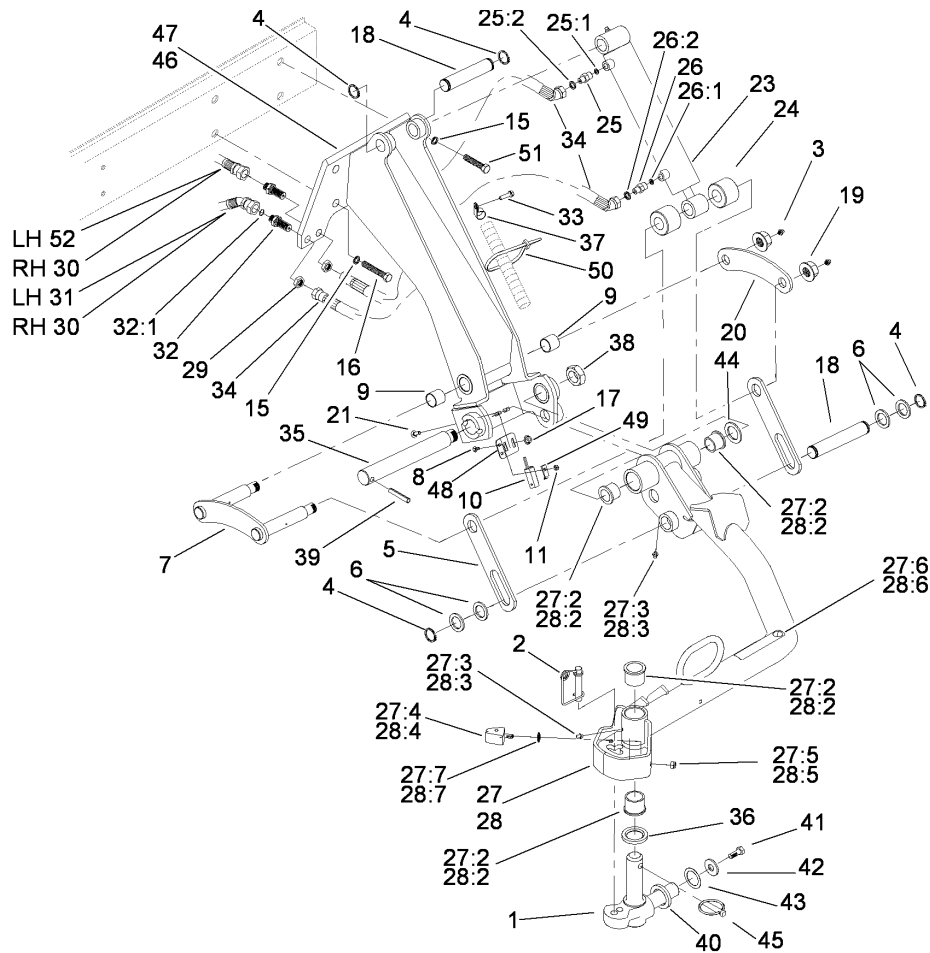
|  |  |  |  |
|--|--|--|--|
|  |  |  |  |
|--|--|--|--|



## Reel Motor Assembly

| Ref  | Part No.    | Qty. | Description           |
|------|-------------|------|-----------------------|
| 1    | 110-1717    | 5    | Motor-HYD             |
| 2    | 340-98      | 10   | Fitting-HYD, 90 DEG   |
| 2:1  | 237-79      | 1    | O-Ring                |
| 2:2  | 237-30      | 1    | O-Ring                |
| 3    | 340-92      | 5    | Fitting-HYD, Straight |
| 3:1  | 237-78      | 1    | O-Ring                |
| 3:2  | 237-21      | 1    | O-Ring                |
| 4    | 105-7902    | 2    | HYD Hose ASM          |
| 5    | 92-7560     | 1    | HYD Hose ASM          |
| 6    | 105-7901    | 4    | HYD Hose ASM          |
| 7    | 92-7559     | 2    | HYD Hose ASM          |
| 8    | 106-7788-03 | 1    | Mount-Fitting         |
| 10   | 3234-11     | 14   | Screw-HHF             |
| 11   | 93-4219     | 1    | Tube ASM              |
| 11:1 | 237-30      | 1    | O-Ring                |
| 12   | 108-6063    | 1    | Front Drain Tube ASM  |
| 12:1 | 237-22      | 2    | O-Ring                |
| 13   | 340-68      | 1    | Fitting-Tee, Bulkhead |
| 13:1 | 237-22      | 3    | O-Ring                |
| 14   | 340-70      | 2    | Nut-Lock              |
| 15   | 240-5       | 5    | Grommet-Rubber        |
| 16   | 69-8960     | 5    | Spacer                |
| 17   | 69-8930     | 10   | Washer                |
| 18   | 340-127     | 5    | Nut-Bulkhead          |

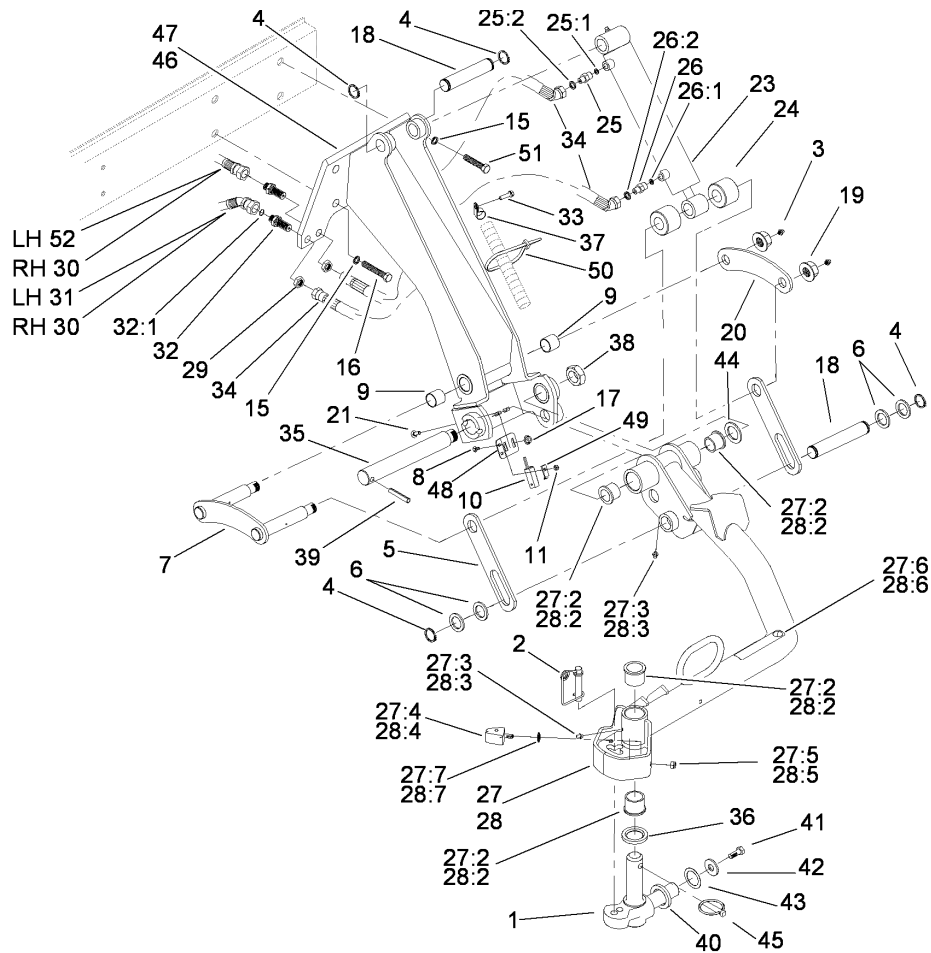
| Ref  | Part No.    | Qty. | Description       |
|------|-------------|------|-------------------|
| 19   | 93-9151     | 2    | Fitting-HYD       |
| 19:1 | 237-30      | 2    | O-Ring            |
| 20   | 32128-43    | 14   | Nut-Flange        |
| 21   | 56-7972     | 4    | Clamp-Tube        |
| 22   | 322-7       | 2    | Screw-HH          |
| 23   | 3296-29     | 2    | Nut-Lock, NI      |
| 24   | 3256-23     | 4    | Washer-Flat       |
| 25   | 99-5617     | 5    | Sleeve-Protective |
| 27   | 112-6579    | 1    | Drain Tube ASM    |
| 28   | 93-9783     | 14   | O-Ring            |
| 30   | 105-4011-03 | 7    | Weight-End        |
| 31   | 2412-150    | 1    | Clip-J            |
| 32   | 3230-23     | 2    | Screw-CARR        |
| 33   | 32128-20    | 2    | Nut-HF            |



## Rear No. 6 and No. 7 Lift Arm Assembly

| Ref  | Part No.   | Qty. | Description           |
|------|------------|------|-----------------------|
| 1    | 98-1880-03 | 2    | Knuckle-Pivot         |
| 2    | 99-5610    | 2    | Pin                   |
| 3    | 302-2      | 4    | Fitting-Grease        |
| 4    | 32151-36   | 8    | Ring-Retaining        |
| 5    | 93-2704    | 4    | Link-Left             |
| 6    | 10-8110    | 8    | Washer-Thrust         |
| 7    | 98-8823    | 2    | Link                  |
| 8    | 104-1450   | 2    | Bolt-CARR             |
| 9    | 67-1750    | 4    | Bushing               |
| 10   | 100-1270   | 2    | Switch-Proximity      |
| 11   | 32149-7    | 2    | Nut-Keps              |
| 15   | 99-7667    | 8    | Washer-Flat           |
| 16   | 327-5      | 6    | Screw-HH              |
| 17   | 32128-33   | 4    | Nut-HF                |
| 18   | 93-2699    | 4    | Pin                   |
| 19   | 33029-00   | 4    | Nut-Lock, NI          |
| 20   | 98-8821    | 2    | Link-Rear             |
| 21   | 3229-28    | 4    | Screw-CARR            |
| 23   | 108-4440   | 2    | Cylinder-Lift, HYD    |
| 24   | 93-2700    | 4    | Roller-Plastic        |
| 25   | 340-92     | 2    | Fitting-HYD, Straight |
| 25:1 | 237-78     | 1    | O-Ring                |
| 25:2 | 237-21     | 1    | O-Ring                |
| 26   | 94-1449    | 2    | Fitting               |

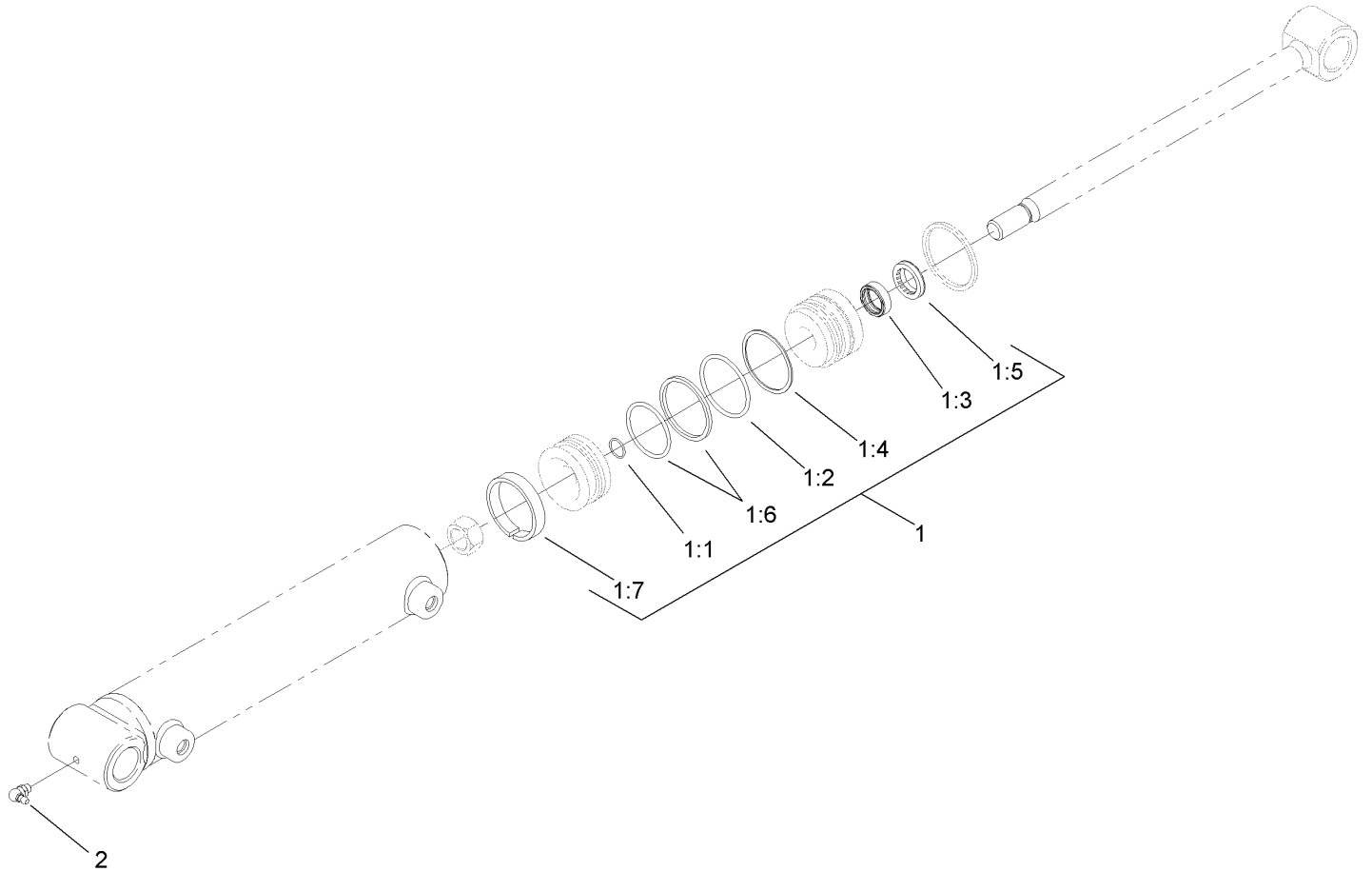
| Ref  | Part No. | Qty. | Description        |
|------|----------|------|--------------------|
| 26:1 | 237-78   | 1    | O-Ring             |
| 26:2 | 237-21   | 1    | O-Ring             |
| 27   | 105-3358 | 1    | No. 7 Lift Arm ASM |
| 27:2 | 104-0015 | 4    | Bushing-Flange     |
| 27:3 | 302-5    | 2    | Fitting-Grease     |
| 27:4 | 106-9004 | 2    | Bumper             |
| 27:5 | 3296-29  | 2    | Nut-Lock, NI       |
| 27:6 | 93-6687  | 1    | Decal-No Step      |
| 27:7 | 3255-8   | 2    | Washer-Lock        |
| 28   | 105-3357 | 1    | No. 6 Lift Arm ASM |
| 28:2 | 104-0015 | 4    | Bushing-Flange     |
| 28:3 | 302-5    | 2    | Fitting-Grease     |
| 28:4 | 106-9004 | 2    | Bumper             |
| 28:5 | 3296-29  | 2    | Nut-Lock, NI       |
| 28:6 | 93-6687  | 1    | Decal-No Step      |
| 28:7 | 3255-8   | 2    | Washer-Lock        |
| 29   | 340-78   | 4    | Nut-Lock, Bulkhead |
| 30   | 115-2029 | 2    | HYD Hose ASM       |
| 31   | 115-2027 | 1    | HYD Hose ASM       |
| 32   | 94-1444  | 4    | Union-Bulkhead     |
| 32:1 | 237-21   | 2    | O-Ring             |
| 33   | 32144-11 | 6    | Screw-HWHTF        |
| 34   | 92-7643  | 4    | HYD Hose ASM       |
| 35   | 98-8826  | 2    | Pin-Pivot          |



### Rear No. 6 and No. 7 Lift Arm Assembly (continued)

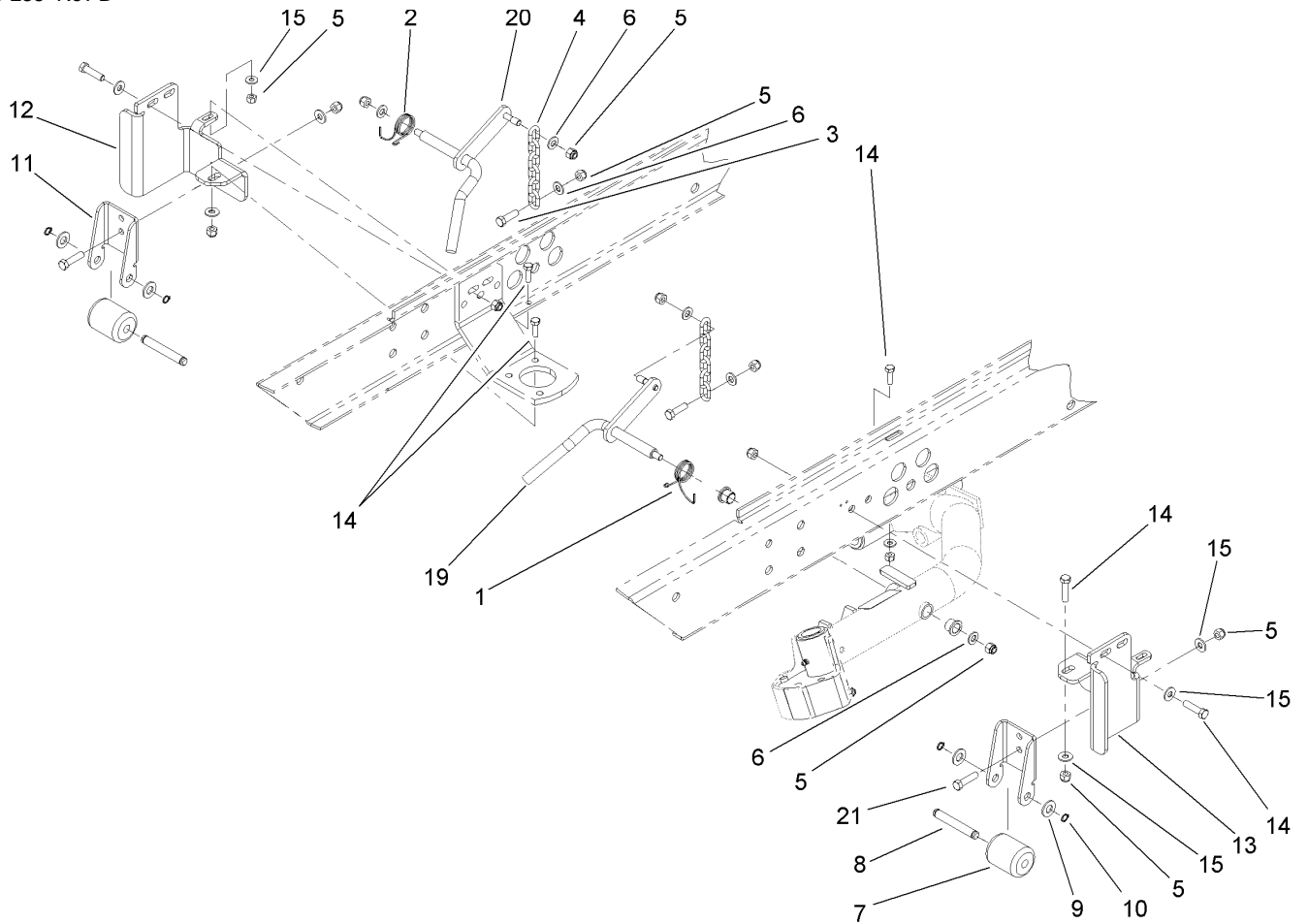
| Ref | Part No.    | Qty. | Description           |
|-----|-------------|------|-----------------------|
| 36  | 94-8946     | 2    | Washer-Thrust         |
| 37  | 2412-93     | 6    | Clamp-R               |
| 38  | 3296-49     | 2    | Nut-Lock, NI          |
| 39  | 32121-110   | 2    | Pin-Roll, Slotted     |
| 40  | 98-7974     | 2    | Washer-Thrust         |
| 41  | 98-7993     | 2    | Screw-HHF             |
| 42  | 3256-6      | 2    | Washer-Flat           |
| 43  | 3-6781      | 2    | Washer-Thrust         |
| 44  | 76-2980     | 2    | Washer-Thrust         |
| 45  | 283-71      | 2    | Pin-Lynch             |
| 46  | 105-3342-03 | 1    | No. 7 Support Arm ASM |
| 47  | 105-3341-03 | 1    | No. 6 Support Arm ASM |
| 48  | 105-3343    | 2    | Bracket-Switch        |
| 49  | 100-4872    | 2    | Plate-Switch, Neutral |
| 50  | 3290-378    | 2    | Tie-Cable             |
| 51  | 327-4       | 2    | Screw-HH              |
| 52  | 115-2028    | 1    | HYD Hose ASM          |

|  |  |  |  |
|--|--|--|--|
|  |  |  |  |
|--|--|--|--|



## Hydraulic Cylinder Assembly No. 108-4440

| Ref  | Part No. | Qty. | Description            |
|------|----------|------|------------------------|
| 1    | 107-2564 | 1    | Seal Kit               |
| ②1:1 |          | 1    | O-Ring                 |
| ②1:2 |          | 1    | O-Ring                 |
| ②1:3 |          | 1    | Seal                   |
| ②1:4 |          | 1    | Back-Up                |
| ②1:5 |          | 1    | Wiper                  |
| ②1:6 |          | 1    | Seal-W/Out Ring        |
| ②1:7 |          | 1    | Ring-Wear              |
| 2    | 302-60   | 1    | Fitting-Grease, 90 DEG |



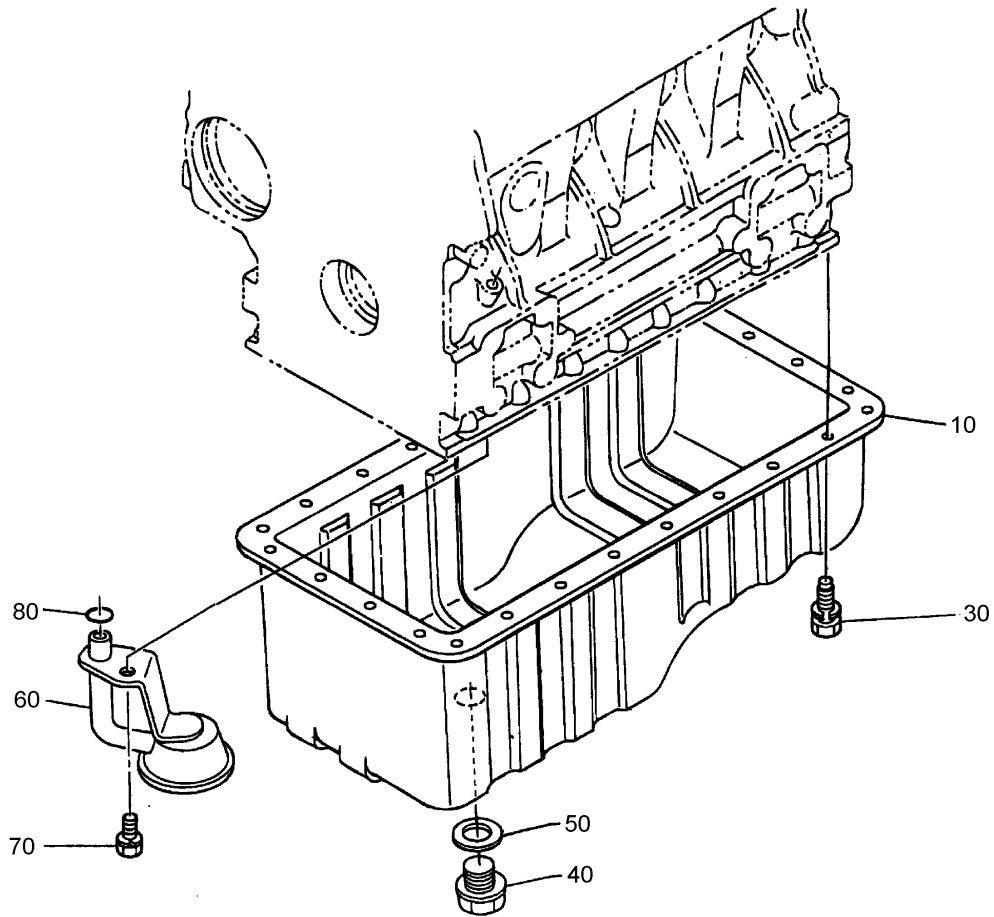
## Rear No. 2 and No. 3 Tipper Support Assembly

| Ref | Part No.    | Qty. | Description                |
|-----|-------------|------|----------------------------|
| 1   | 98-3929     | 1    | Spring-Torsion             |
| 2   | 104-1805    | 1    | Spring-Torsion, LH         |
| 3   | 323-7       | 2    | Screw-HH                   |
| 4   | 5-1096      | 2    | Chain-Lift                 |
| 5   | 3296-39     | 18   | Nut-Lock, NI               |
| 6   | 3256-24     | 6    | Washer-Flat                |
| 7   | 75-5390     | 2    | Roller                     |
| 8   | 75-5400     | 2    | Pin-Roller                 |
| 9   | 3256-26     | 4    | Washer-Flat                |
| 10  | 32151-61    | 4    | Ring-Retaining             |
| 11  | 100-3892-03 | 2    | Bracket-Tipper, Rear       |
| 12  | 112-6577-03 | 1    | Support-Tipper Bracket, RH |
| 13  | 112-6576-03 | 1    | Support-Tipper Bracket, LH |
| 14  | 323-8       | 8    | Screw-HH                   |
| 15  | 3256-3      | 12   | Washer-Flat                |
| 19  | 105-0126-03 | 1    | LH Pivot Rod ASM           |
| 20  | 105-0127-03 | 1    | RH Pivot Rod ASM           |
| 21  | 323-6       | 4    | Screw-HH                   |

|  |  |  |  |
|--|--|--|--|
|  |  |  |  |
|  |  |  |  |
|  |  |  |  |
|  |  |  |  |

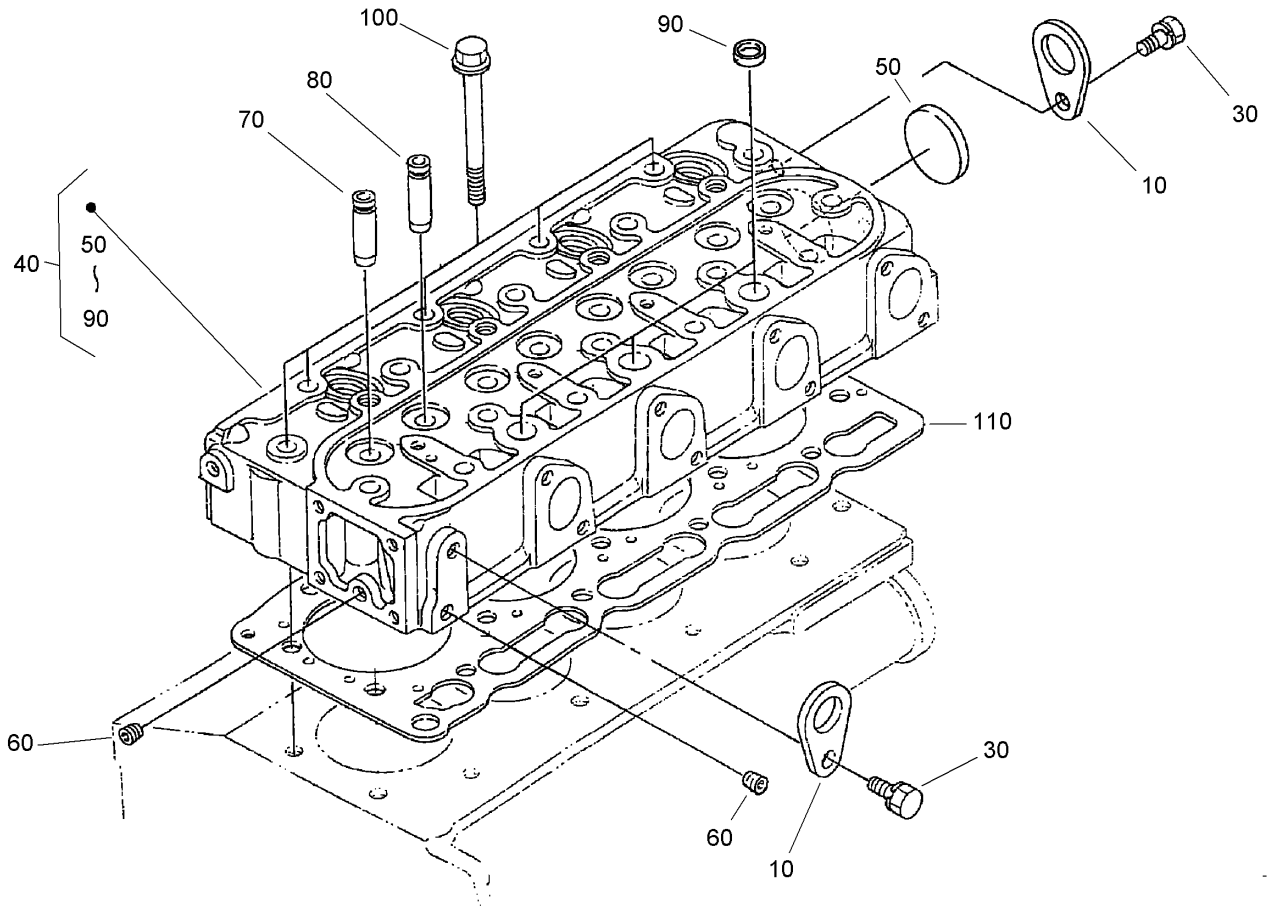






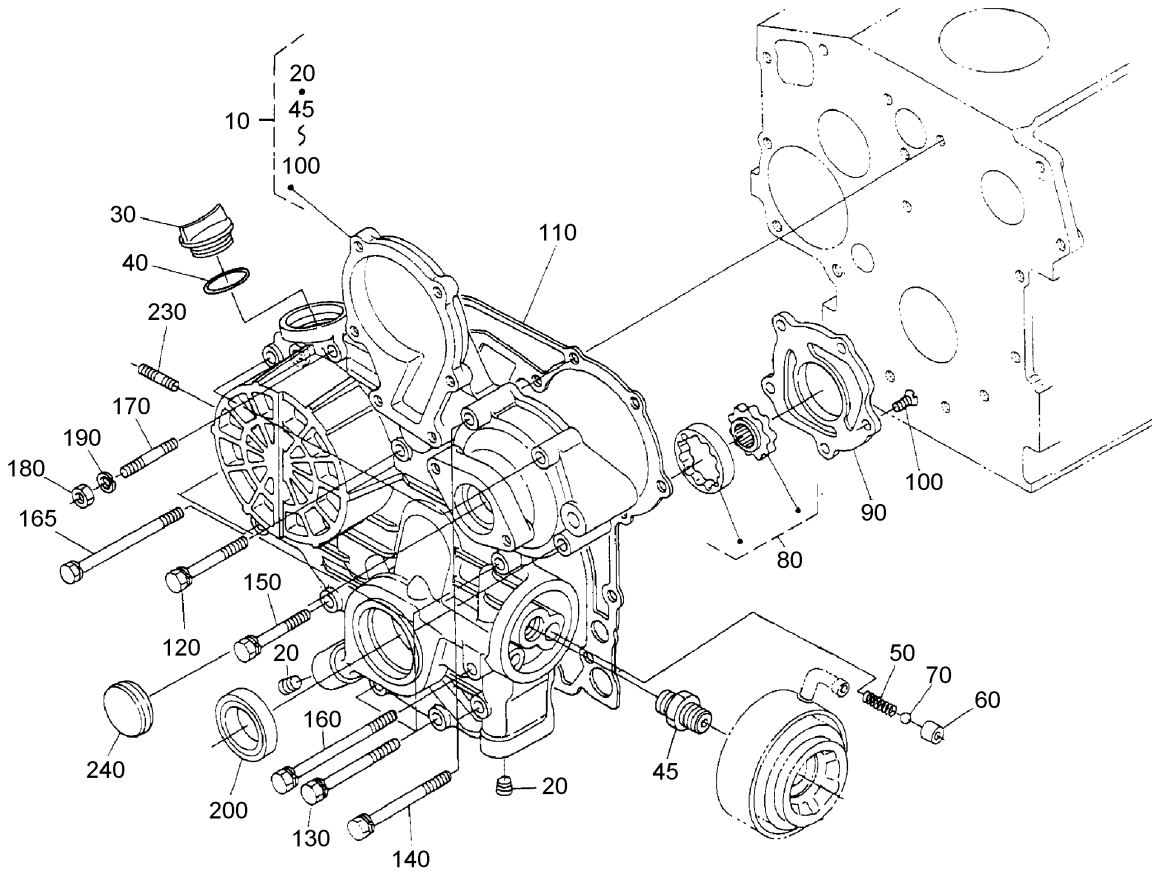
### Oil Pan Assembly

| Ref | Part No. | Qty. | Description    |
|-----|----------|------|----------------|
| 10  | 110-9714 | 1    | Oil Pan        |
| 30  | 107-9065 | 26   | Bolt           |
| 40  | 105-3703 | 1    | Plug-Drain     |
| 50  | 110-9715 | 1    | Gasket-Oil Pan |
| 60  | 105-3704 | 1    | Filter-Oil     |
| 70  | 98-7526  | 1    | Bolt           |
| 80  | 105-3776 | 1    | O-Ring         |



### Cylinder Head Assembly

| Ref | Part No. | Qty. | Description           |
|-----|----------|------|-----------------------|
| 10  | 98-7531  | 2    | Hook-Engine           |
| 30  | 100-9195 | 2    | Bolt                  |
| 40  | 108-4421 | 1    | Cylinder Head ASM     |
| 50  | 98-9395  | 1    | Cap-Sealing           |
| 60  | 98-7540  | 2    | Plug                  |
| 70  | 107-9066 | 4    | Guide-Valve, Inlet    |
| 80  | 107-9067 | 4    | Guide-Valve, Exhaust  |
| 90  | 98-9389  | 3    | Cap-Sealing           |
| 100 | 98-9479  | 18   | Bolt-Head, Cylinder   |
| 110 | 108-2855 | 1    | Gasket-Head, Cylinder |



## Gear Case Assembly

| Ref | Part No. | Qty. | Description         |
|-----|----------|------|---------------------|
| 10  | 105-3707 | 1    | Case-Gear, Complete |
| 20  | 98-9598  | 5    | Plug                |
| 30  | 107-9075 | 1    | Plug-Filler, Oil    |
| 40  | 99-3446  | 1    | O-Ring              |
| 45  | 98-9388  | 1    | Joint-Pipe          |
| 50  | 98-9544  | 1    | Spring              |
| 60  | 98-9543  | 1    | Seat-Valve          |
| 70  | 98-9380  | 1    | Ball                |
| 80  | 98-9540  | 1    | Oil Pump Rotor ASM  |
| 90  | 105-3708 | 1    | Cover-Pump, Oil     |
| 100 | 98-9592  | 5    | Screw               |
| 110 | 98-9633  | 1    | Gasket-Case, Gear   |
| 120 | 98-7496  | 3    | Bolt                |
| 130 | 105-3797 | 4    | Bolt                |
| 140 | 98-9356  | 2    | Bolt                |
| 150 | 98-9437  | 1    | Bolt                |
| 160 | 98-9586  | 2    | Bolt                |
| 165 | 99-3511  | 1    | Bolt                |
| 170 | 105-3709 | 1    | Stud                |
| 180 | 98-7572  | 1    | Nut                 |
| 190 | 98-7699  | 1    | Washer-Spring       |
| 200 | 98-9482  | 1    | Seal-Oil            |
| 230 | 105-3710 | 2    | Stud                |
| 240 | 98-9641  | 1    | Cover               |

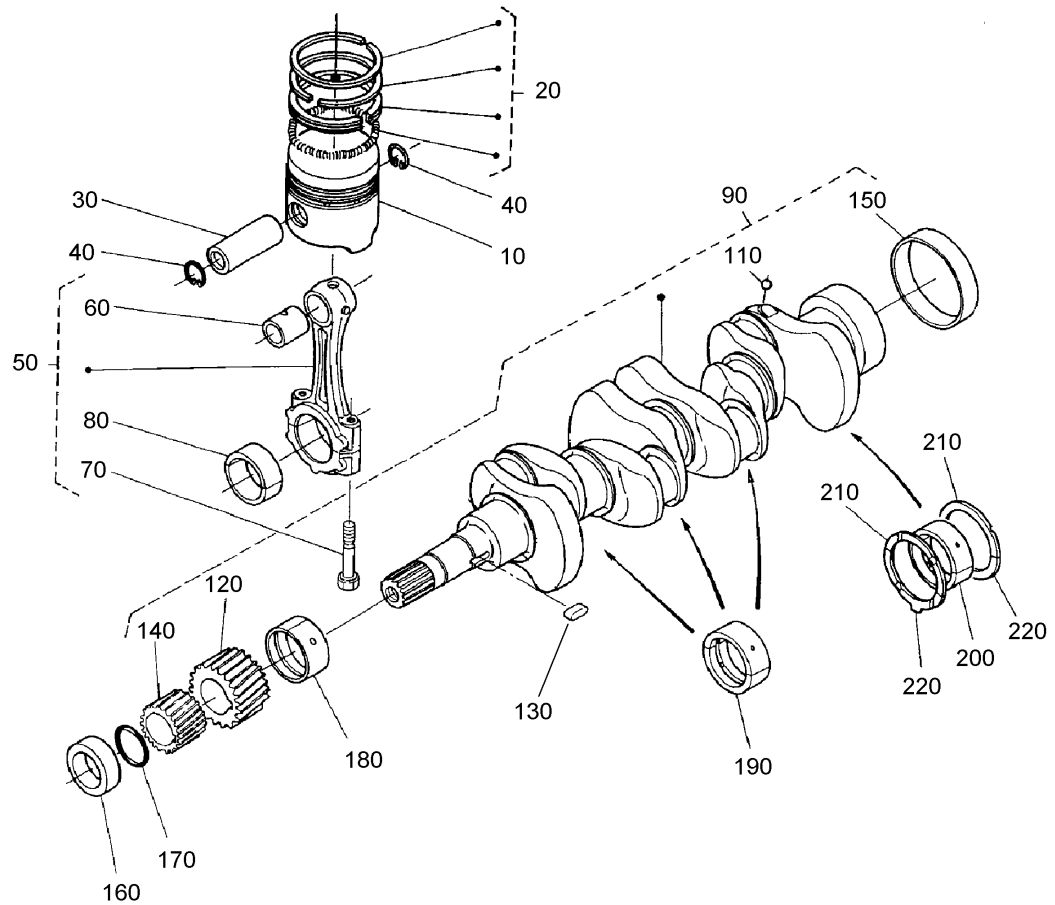
|  |  |  |  |
|--|--|--|--|
|  |  |  |  |
|--|--|--|--|









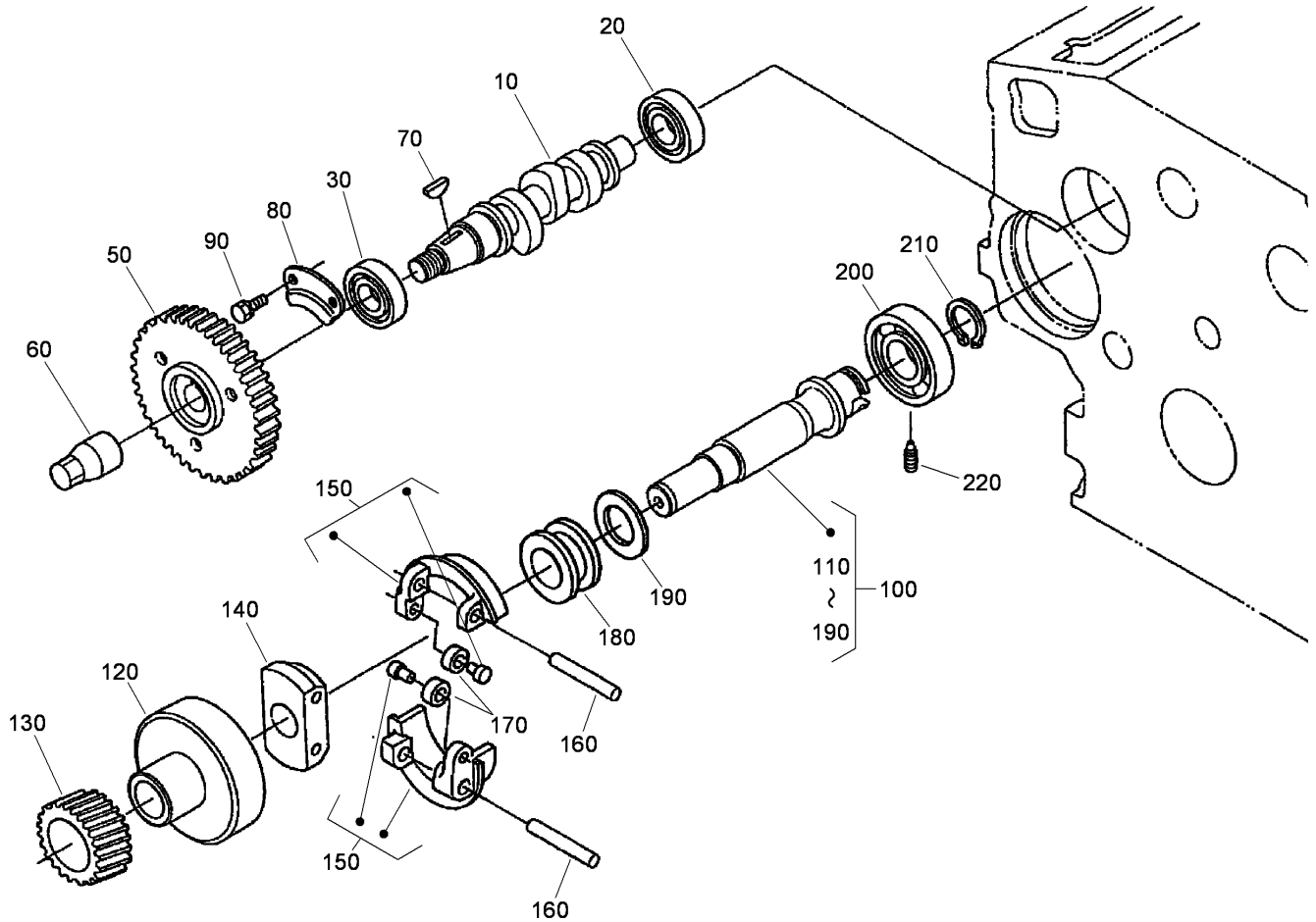


## Piston and Crankshaft Assembly

| Ref | Part No. | Qty. | Description                |
|-----|----------|------|----------------------------|
| 10  | 98-9550  | 4    | Piston (STD)               |
| 10  | 108-1417 | 4    | Piston, 0.5Mm              |
| 20  | 98-9551  | 4    | Piston Ring ASM (STD)      |
| 20  | 98-9619  | 4    | Piston Ring ASM (0.5Mm)    |
| 30  | 98-9513  | 4    | Pin-Piston                 |
| 40  | 98-9514  | 8    | Clip-Circular, Piston Pin  |
| 50  | 98-9552  | 4    | Connecting Rod ASM         |
| 60  | 98-9515  | 4    | Bushing-Pin, Piston        |
| 70  | 98-9517  | 8    | Bolt-Rod, Connecting       |
| 80  | 98-9553  | 4    | Bearing-Rod (STD)          |
| 80  | 98-9519  | 4    | Bearing-Rod (0.2Mm)        |
| 80  | 98-9520  | 4    | Bearing-Rod (0.4Mm)        |
| 90  | 105-3718 | 1    | Crankshaft                 |
| 110 | 98-7473  | 4    | Ball                       |
| 120 | 98-9532  | 1    | Gear-Crankshaft            |
| 130 | 98-9666  | 1    | Key                        |
| 140 | 98-9542  | 1    | Gear-Drive, Oil Pump       |
| 150 | 98-9522  | 1    | Sleeve-Crankshaft          |
| 160 | 98-9521  | 1    | Collar-Crankshaft          |
| 170 | 98-9373  | 1    | O-Ring                     |
| 180 | 98-9554  | 1    | *obs* Bearing-Main (STD)   |
| 180 | 98-9528  | 1    | Bearing-Main (0.2Mm)       |
| 180 | 98-9529  | 1    | Bearing-Main (0.4Mm)       |
| 190 | 98-9524  | 3    | Metal-Crankshaft (STD Set) |

| Ref | Part No. | Qty. | Description             |
|-----|----------|------|-------------------------|
| 190 | 98-9530  | 3    | Bearing-Main (0.2Mm)    |
| 190 | 98-9531  | 3    | Bearing-Main (0.4Mm)    |
| 200 | 98-9556  | 1    | Bearing-Main (STD)      |
| 200 | 105-3719 | 1    | Metal-Crankshaft (.2Mm) |
| 200 | 105-3720 | 1    | Metal-Crankshaft (.4Mm) |
| 210 | 99-6864  | 2    | Metal-Side (STD)        |
| 210 | 98-9414  | 2    | Bearing-Thrust (0.2Mm)  |
| 210 | 98-9415  | 2    | Bearing-Thrust (0.4Mm)  |
| 220 | 99-6867  | 2    | Metal-Side (STD)        |
| 220 | 99-6868  | 2    | Metal-Side, O/S (0.2Mm) |
| 220 | 99-6869  | 2    | Metal-Side, O/S (0.4Mm) |

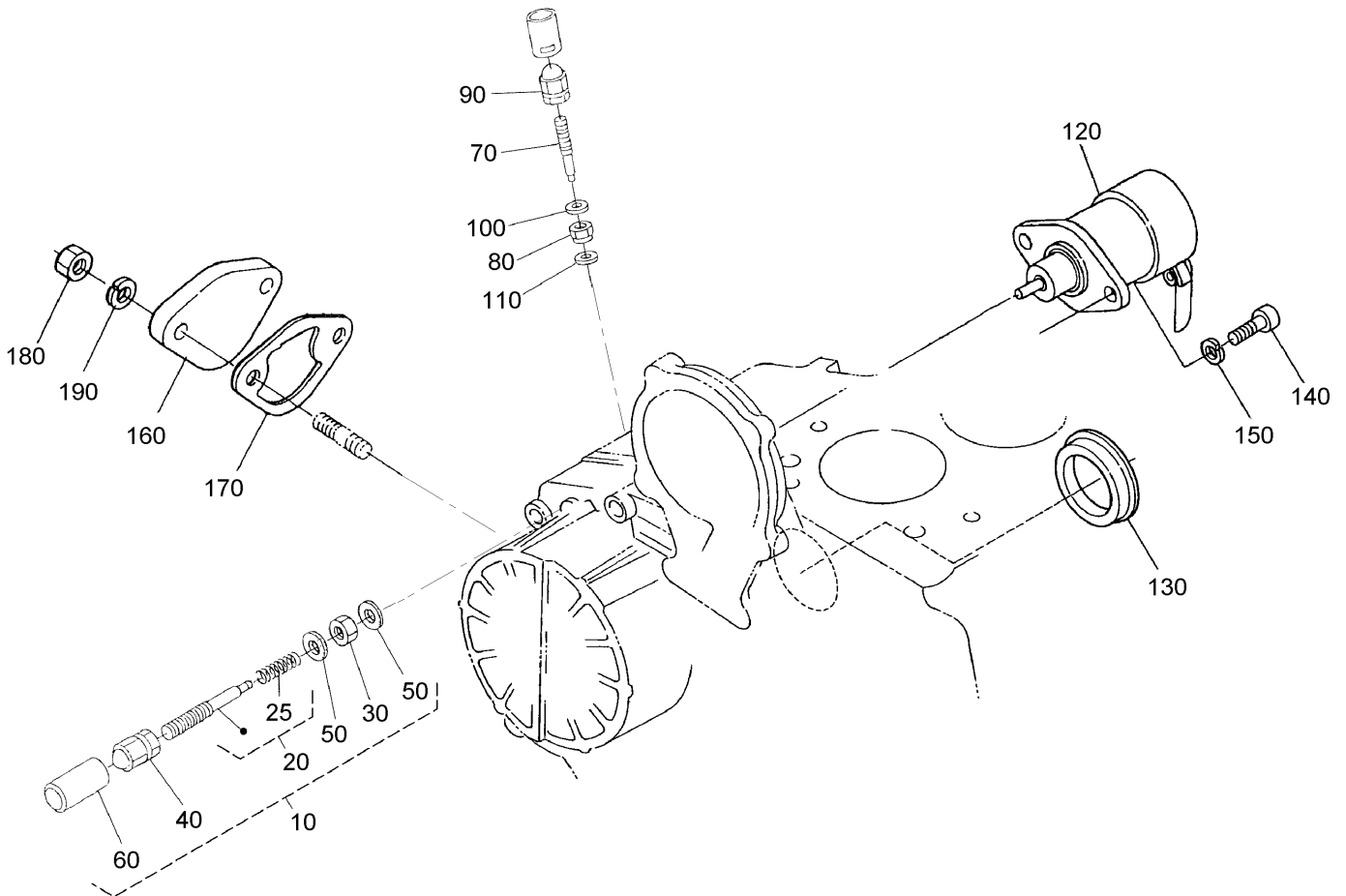




## Fuel Camshaft and Governor Shaft Assembly

| Ref | Part No. | Qty. | Description                   |
|-----|----------|------|-------------------------------|
| 10  | 105-3723 | 1    | Camshaft-Fuel                 |
| 20  | 107-9077 | 1    | Bearing-Ball                  |
| 30  | 107-9078 | 1    | Bearing-Ball                  |
| 50  | 98-9669  | 1    | Gear-Pump, Injection          |
| 60  | 98-9590  | 1    | Nut-Cap                       |
| 70  | 98-9595  | 1    | Key-Woodruff                  |
| 80  | 98-9511  | 1    | Stopper-Fuel, Camshaft        |
| 90  | 98-7692  | 2    | Bolt                          |
| 100 | 105-3724 | 1    | Governor Shaft ASM            |
| 110 | 105-3725 | 1    | Shaft, Governor               |
| 120 | 98-9562  | 1    | Holder-Gear, Governor         |
| 130 | 98-9673  | 1    | Gear-Governor                 |
| 140 | 98-9561  | 1    | Holder-Weight, Governor       |
| 150 | 98-9559  | 2    | Governor Weight ASM           |
| 160 | 98-9560  | 2    | Shaft-Weight, Governor        |
| 170 | 98-9692  | 2    | Roller                        |
| 180 | 98-9563  | 1    | Sleeve-Governor               |
| 190 | 98-9564  | 1    | Washer-Thrust                 |
| 200 | 107-9079 | 1    | Bearing-Ball                  |
| 210 | 98-9657  | 1    | Clip-Circular, Governor Shaft |
| 220 | 98-9565  | 1    | Screw-Set                     |

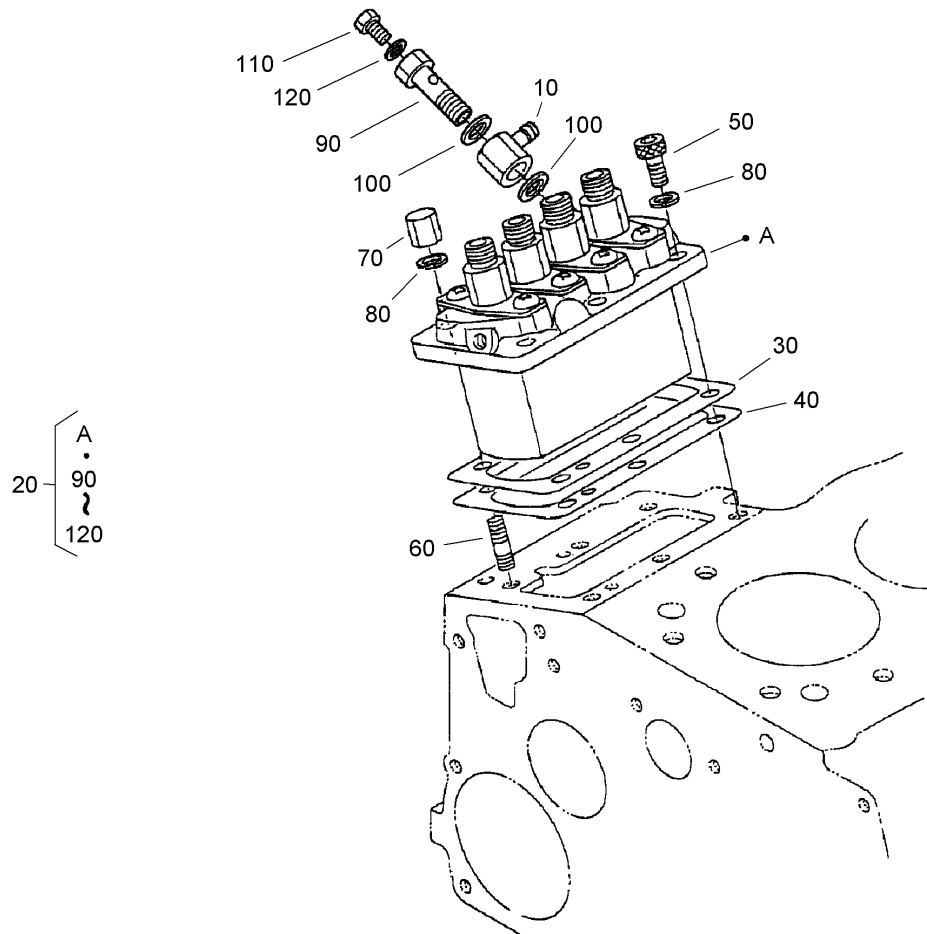
|  |  |  |  |
|--|--|--|--|
|  |  |  |  |
|  |  |  |  |
|  |  |  |  |
|  |  |  |  |



### Idle Apparatus, Stop Solenoid and Cover Assembly

| Ref | Part No. | Qty. | Description        |
|-----|----------|------|--------------------|
| 10  | 105-3726 | 1    | Idle Apparatus ASM |
| 20  | 104-4802 | 1    | Adjusting Bolt ASM |
| 25  | 107-9080 | 1    | Spring             |
| 30  | 98-9439  | 1    | Nut                |
| 40  | 99-8387  | 1    | Nut-Cap            |
| 50  | 98-7654  | 2    | Gasket             |
| 60  | 98-7656  | 1    | Cap                |
| 70  | 98-9557  | 1    | Bolt-Adjusting     |
| 80  | 99-3512  | 1    | Nut                |
| 90  | 99-8387  | 1    | Nut-Cap            |
| 100 | 98-7654  | 1    | Gasket             |
| 110 | 107-9081 | 1    | Gasket             |
| 120 | 104-5155 | 1    | Solenoid-Stop      |
| 130 | 98-9640  | 1    | Cover-Pump         |
| 140 | 105-3799 | 2    | Bolt-HSH           |
| 150 | 98-7699  | 2    | Washer-Spring      |
| 160 | 99-3514  | 1    | Cover              |
| 170 | 98-9636  | 1    | Gasket-Pump, Fuel  |
| 180 | 98-7572  | 2    | Nut                |
| 190 | 98-7699  | 2    | Washer-Spring      |

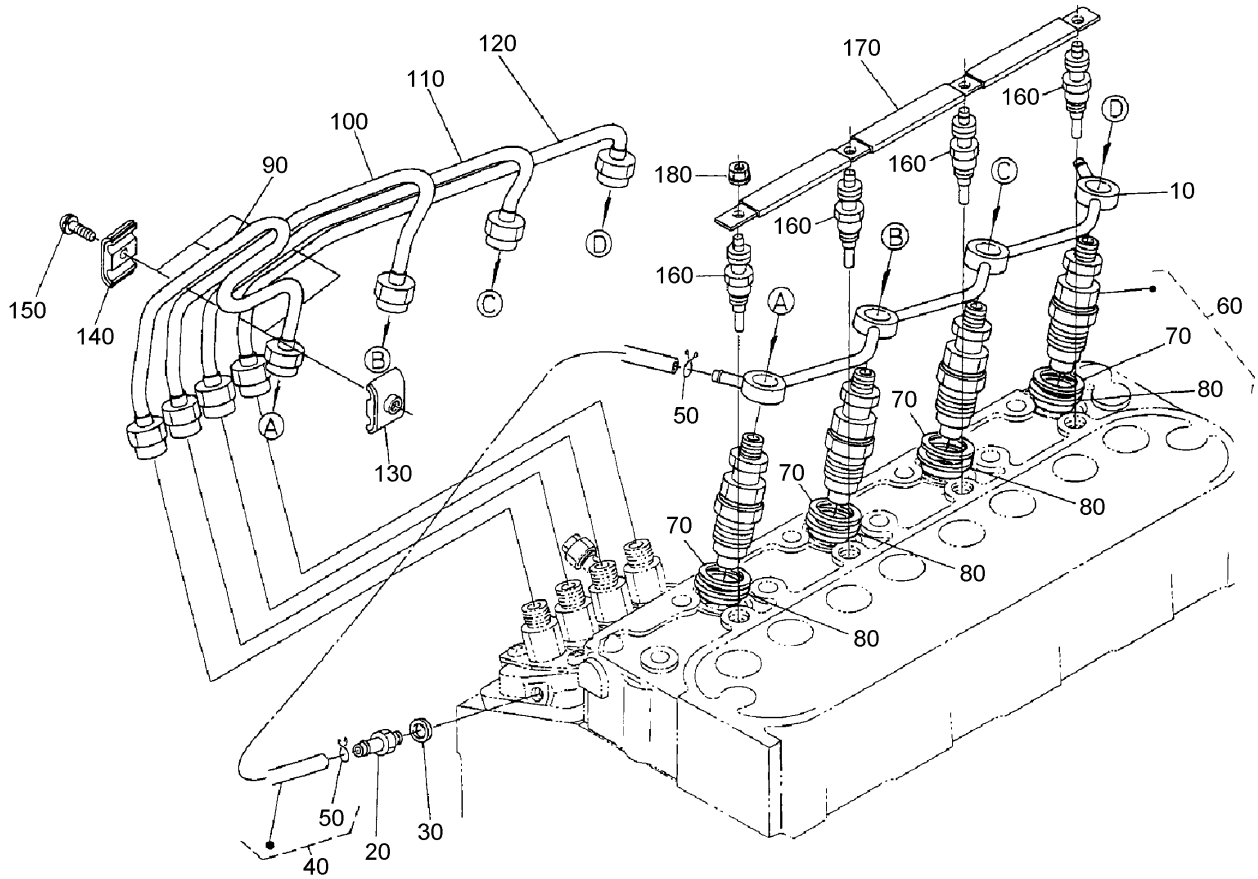
|  |  |  |  |
|--|--|--|--|
|  |  |  |  |
|  |  |  |  |
|  |  |  |  |
|  |  |  |  |



## Injection Pump Assembly

| Ref | Part No. | Qty. | Description                  |  |  |  |  |
|-----|----------|------|------------------------------|--|--|--|--|
| 10  | 98-9596  | 1    | Joint-Eye                    |  |  |  |  |
| 20  | 105-3727 | 1    | Injection Pump ASM           |  |  |  |  |
| 30  | 105-3728 | 1    | Shim-Pump, Injection (.20Mm) |  |  |  |  |
| 30  | 105-3729 | 1    | Shim-Pump, Injection (.25Mm) |  |  |  |  |
| 40  | 105-3730 | 1    | Shim-Pump, Injection (.30Mm) |  |  |  |  |
| 50  | 98-9361  | 3    | Bolt-HSH                     |  |  |  |  |
| 60  | 98-9438  | 3    | Stud                         |  |  |  |  |
| 70  | 98-9440  | 3    | Nut-Cap                      |  |  |  |  |
| 80  | 98-7699  | 6    | Washer-Spring                |  |  |  |  |
| 90  | 98-9464  | 1    | Bolt-Joint                   |  |  |  |  |
| 100 | 98-9445  | 2    | Gasket                       |  |  |  |  |
| 110 | 98-9430  | 1    | Screw                        |  |  |  |  |
| 120 | 98-9446  | 1    | Gasket                       |  |  |  |  |

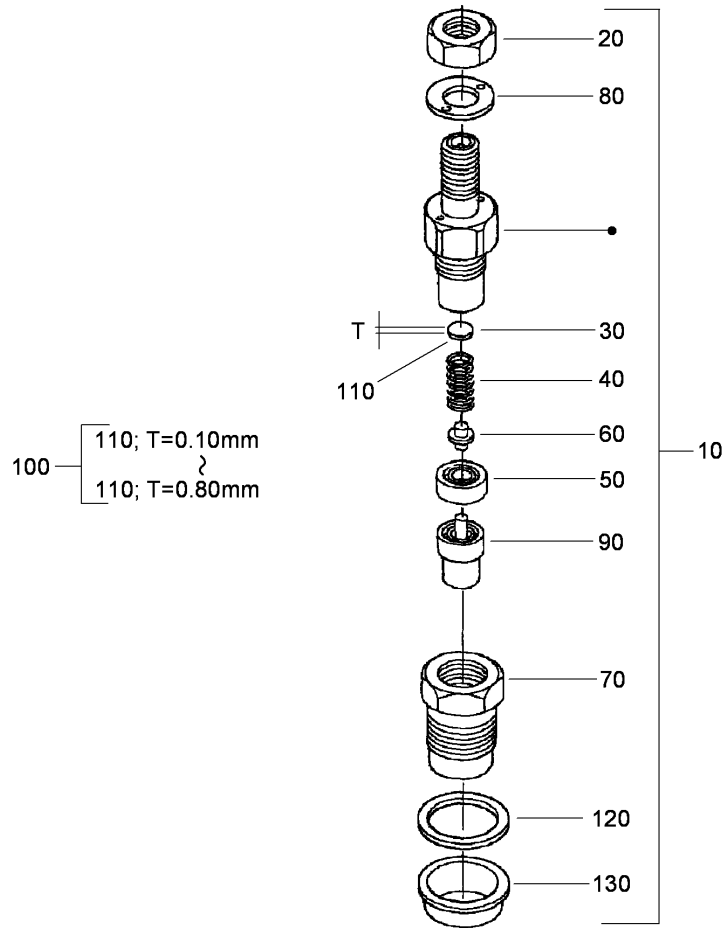




## Nozzle Holder and Glow Plug Assembly

| Ref | Part No. | Qty. | Description         |
|-----|----------|------|---------------------|
| 10  | 105-3737 | 1    | Over Flow Pipe ASM  |
| 20  | 98-9431  | 1    | Screw-Bleeder       |
| 30  | 98-7654  | 1    | Gasket              |
| 40  | 98-9420  | 1    | Over Flow Pipe ASM  |
| 50  | 98-7671  | 2    | Clip-Pipe           |
| 60  | 108-2866 | 4    | Nozzle Holder Kit   |
| 70  | 98-7676  | 4    | Gasket              |
| 80  | 98-7677  | 4    | Seal-Heat           |
| 90  | 98-9622  | 1    | Pipe-Injection      |
| 100 | 98-9654  | 1    | Pipe-Injection      |
| 110 | 98-9655  | 1    | Pipe-Injection      |
| 120 | 105-3738 | 1    | Pipe-Injection      |
| 130 | 98-7682  | 3    | Clamp-Pipe          |
| 140 | 98-7683  | 3    | Clamp-Pipe          |
| 150 | 98-9364  | 3    | Screw (With Washer) |
| 160 | 98-9623  | 4    | Plug-Glow           |
| 170 | 105-3739 | 1    | Cord-Plug, Glow     |
| 180 | 99-8377  | 4    | Nut-Flange          |

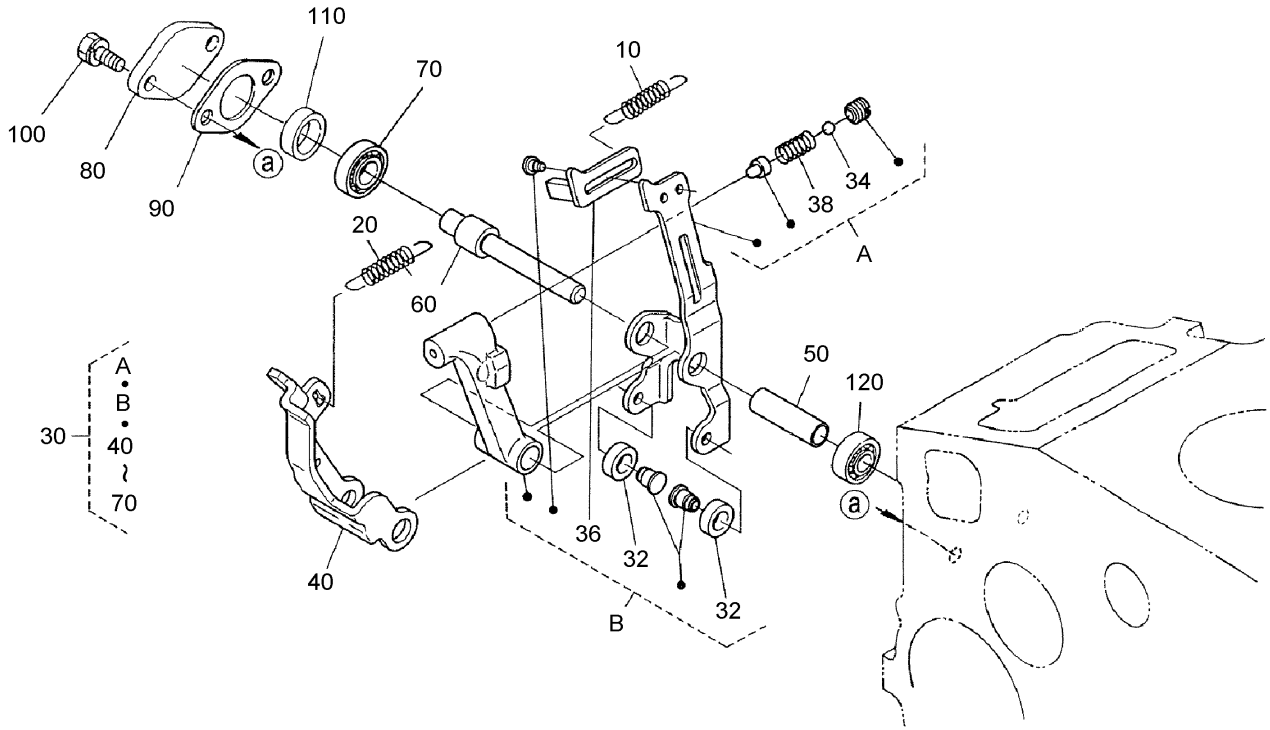
|  |  |  |  |
|--|--|--|--|
|  |  |  |  |
|--|--|--|--|



### Nozzle Holder Component Assembly

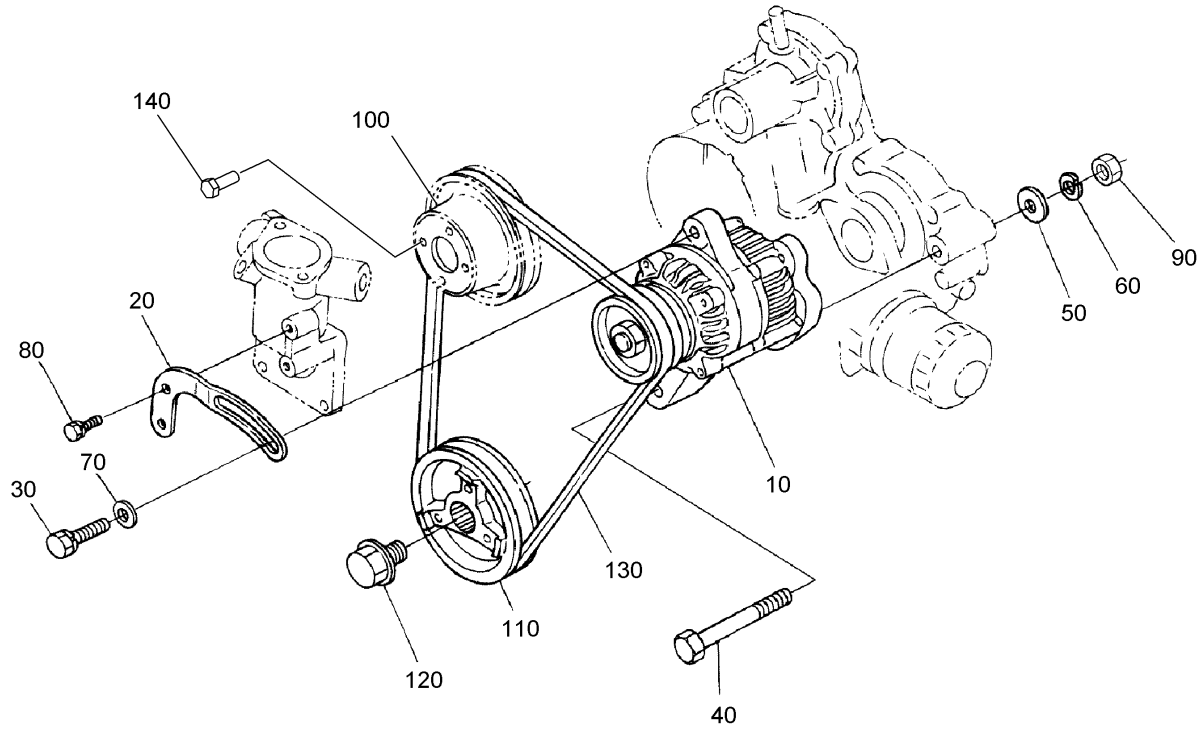
| Ref | Part No. | Qty. | Description            |
|-----|----------|------|------------------------|
| 10  | 108-2866 | 4    | Nozzle Holder Kit      |
| 20  | 99-8301  | 4    | Nut                    |
| 30  | 99-8302  | 4    | Washer-Adjusting       |
| 40  | 99-8303  | 4    | Spring-Nozzle          |
| 50  | 99-8304  | 4    | Spacer-Distance        |
| 60  | 99-8305  | 4    | Rod-Push               |
| 70  | 99-8306  | 4    | Nut-Nozzle             |
| 80  | 99-8307  | 4    | Washer-Plain           |
| 90  | 107-7826 | 4    | Piece-Nozzle           |
| 100 | 99-8309  | 4    | Adjusting Washer ASM   |
| 110 | 99-8310  | 4    | Washer-Adjust (0.10Mm) |
| 110 | 99-8311  | 4    | Washer-Adjust (0.20Mm) |
| 110 | 99-8312  | 4    | Washer-Adjust (0.30Mm) |
| 110 | 99-8313  | 4    | Washer-Adjust (0.40Mm) |
| 110 | 99-8314  | 4    | Washer-Adjust (0.50Mm) |
| 110 | 99-8315  | 4    | Washer-Adjust (0.52Mm) |
| 110 | 99-8316  | 4    | Washer-Adjust (0.54Mm) |
| 110 | 99-8317  | 4    | Washer-Adjust (0.56Mm) |
| 110 | 99-8318  | 4    | Washer-Adjust (0.58Mm) |
| 110 | 99-8319  | 4    | Washer-Adjust (0.80Mm) |
| 120 | 98-7676  | 4    | Gasket                 |
| 130 | 98-7677  | 4    | Seal-Heat              |

|  |  |  |  |
|--|--|--|--|
|  |  |  |  |
|  |  |  |  |
|  |  |  |  |
|  |  |  |  |



## Fork Lever (Governor) Assembly

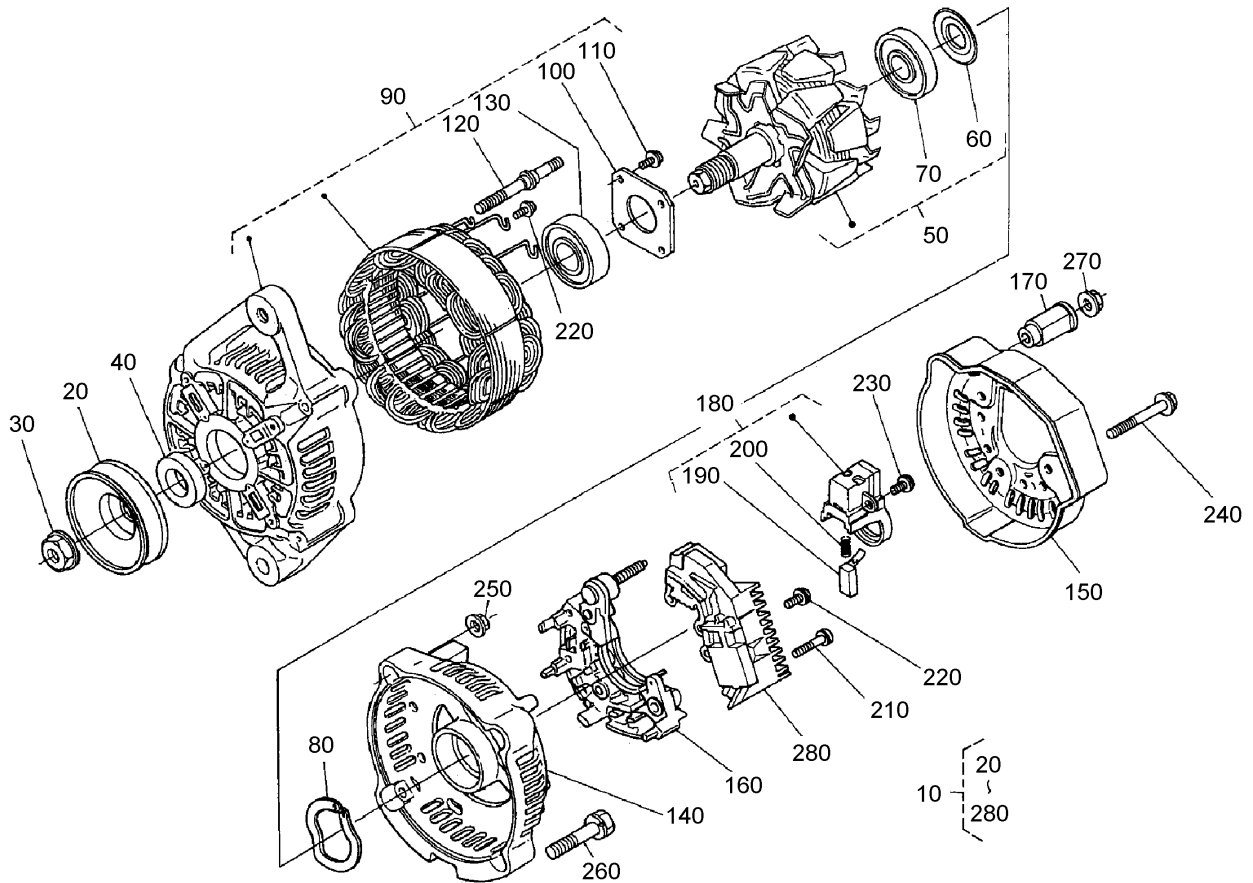
| Ref | Part No. | Qty. | Description             |
|-----|----------|------|-------------------------|
| 10  | 105-3741 | 1    | Spring-Start            |
| 20  | 98-9681  | 1    | Spring-Governor         |
| 30  | 108-4427 | 1    | Fork Lever ASM          |
| 32  | 98-9692  | 2    | Roller                  |
| 34  | 98-7580  | 2    | Ball                    |
| 36  | 107-9083 | 1    | Lever-Thrust            |
| 38  | 108-2867 | 1    | Spring                  |
| 40  | 107-9084 | 1    | Lever-Fork              |
| 50  | 107-9085 | 1    | Shaft-Lever, Fork       |
| 60  | 107-9086 | 1    | Shaft-Lever, Fork       |
| 70  | 98-9570  | 1    | Bearing-Miniaturize     |
| 80  | 98-9569  | 1    | Cover-Shaft, Fork Lever |
| 90  | 98-9682  | 1    | Gasket                  |
| 100 | 98-9351  | 2    | Bolt                    |
| 110 | 98-9567  | 1    | Collar                  |
| 120 | 98-9571  | 1    | Bearing-Miniaturize     |



## Alternator and Pulley Assembly

| Ref | Part No. | Qty. | Description       |
|-----|----------|------|-------------------|
| 10  | 98-9474  | 1    | Alternator ASM    |
| 20  | 98-9573  | 1    | Stay-Dynamo       |
| 30  | 98-7697  | 1    | Bolt              |
| 40  | 98-9360  | 1    | Bolt              |
| 50  | 33095-00 | 1    | Washer-Flat       |
| 60  | 98-7738  | 1    | Washer-Spring     |
| 70  | 100-9233 | 1    | Washer-Plain      |
| 80  | 98-7692  | 1    | Bolt              |
| 90  | 99-7526  | 1    | Nut               |
| 100 | 98-9584  | 1    | Pulley-Fan        |
| 110 | 105-3745 | 1    | Pulley-Drive, Fan |
| 120 | 98-9585  | 1    | Bolt              |
| 130 | 98-9676  | 1    | V-Belt            |
| 140 | 99-8363  | 4    | Bolt-Flange       |

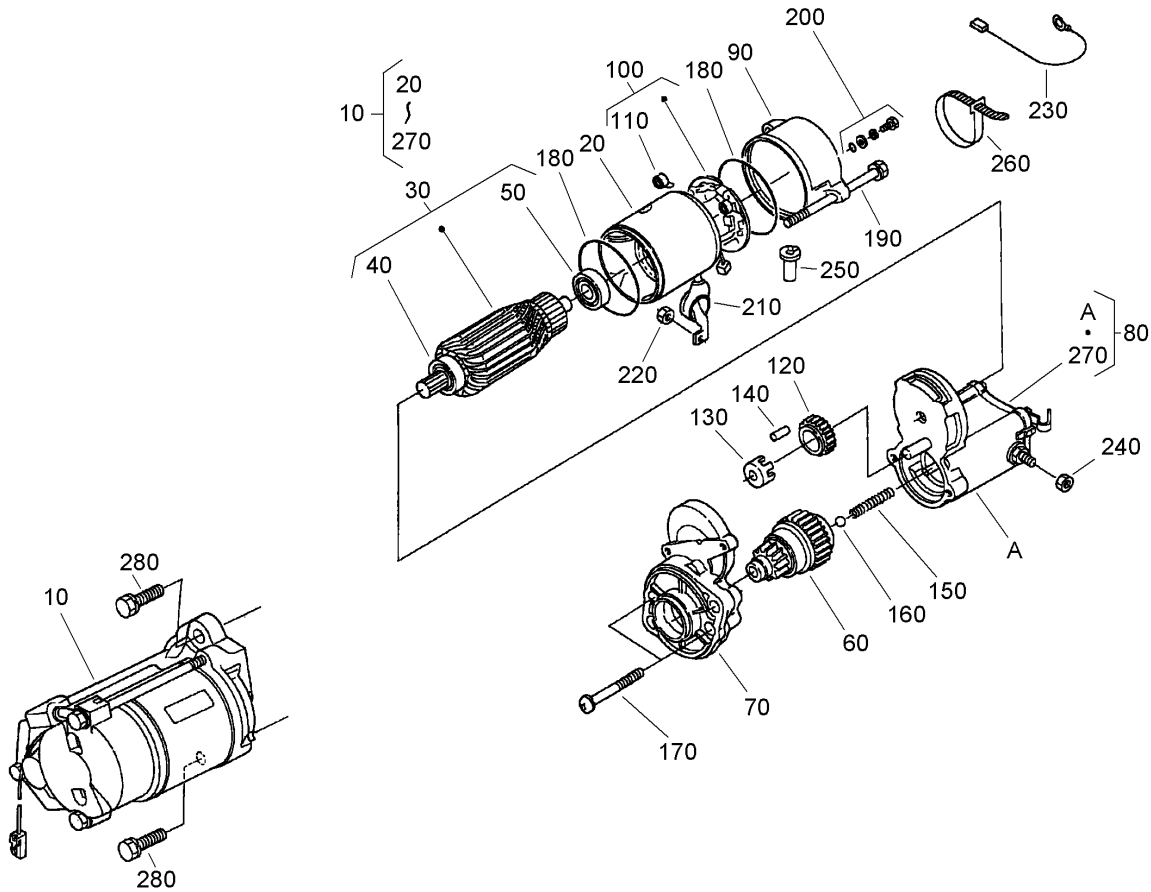
|  |  |  |  |
|--|--|--|--|
|  |  |  |  |
|--|--|--|--|



## Alternator Component Assembly

| Ref | Part No. | Qty. | Description         |
|-----|----------|------|---------------------|
| 10  | 98-9474  | 1    | Alternator ASM      |
| 20  | 98-9453  | 1    | Pulley-Dynamo       |
| 30  | 98-7708  | 1    | Nut                 |
| 40  | 98-7709  | 1    | Collar              |
| 50  | 98-7710  | 1    | Rotor               |
| 60  | 98-7711  | 1    | Cover-Bearing       |
| 70  | 98-7712  | 1    | Bearing-Ball        |
| 80  | 98-7713  | 1    | Washer-Thrust       |
| 90  | 107-0139 | 1    | Drive End Frame ASM |
| 100 | 98-7715  | 1    | Plate-Retainer      |
| 110 | 98-7716  | 4    | Screw-Head, Round   |
| 120 | 98-7717  | 2    | Bolt-Through        |
| 130 | 107-0137 | 1    | Bearing-Ball        |
| 140 | 107-9087 | 1    | Frame-End           |
| 150 | 107-0140 | 1    | Cover-End           |
| 160 | 98-7721  | 1    | Rectifier ASM       |
| 170 | 98-7722  | 1    | Bushing-Insulation  |
| 180 | 107-0141 | 1    | Holder-Brush        |
| 190 | 98-7724  | 2    | Brush               |
| 200 | 98-7725  | 2    | Spring-Brush        |
| 210 | 98-7726  | 2    | Screw-Head, Round   |
| 220 | 98-7727  | 6    | Screw-Head, Round   |
| 230 | 98-7728  | 1    | Screw-Head, Round   |
| 240 | 98-7729  | 3    | Bolt                |

| Ref | Part No. | Qty. | Description   |
|-----|----------|------|---------------|
| 250 | 98-7730  | 2    | Nut           |
| 260 | 98-7731  | 2    | Bolt          |
| 270 | 98-7732  | 1    | Nut           |
| 280 | 107-9088 | 1    | Regulator ASM |



## Starter Assembly

| Ref | Part No. | Qty. | Description          |
|-----|----------|------|----------------------|
| 10  | 98-9705  | 1    | Starter ASM          |
| 20  | 104-8608 | 1    | Yoke ASM             |
| 30  | 98-7742  | 1    | Armature ASM         |
| 40  | 98-7744  | 1    | Bearing              |
| 50  | 98-7743  | 1    | Bearing              |
| 60  | 99-8373  | 1    | Clutch-Running, Over |
| 70  | 99-8374  | 1    | Frame-End, Drive     |
| 80  | 105-3746 | 1    | Magnetic Switch ASM  |
| 90  | 98-7748  | 1    | Frame-End            |
| 100 | 98-7749  | 1    | Brush Holder ASM     |
| 110 | 98-7750  | 4    | Spring-Brush         |
| 120 | 98-7751  | 1    | Gear                 |
| 130 | 98-7752  | 1    | Retainer             |
| 140 | 98-7753  | 5    | Roller               |
| 150 | 98-7754  | 1    | Spring               |
| 160 | 98-7755  | 1    | Ball                 |
| 170 | 98-7756  | 2    | Bolt                 |
| 180 | 98-7757  | 2    | O-Ring               |
| 190 | 100-9240 | 2    | Bolt                 |
| 200 | 98-7758  | 2    | Bolt ASM             |
| 210 | 99-8375  | 1    | Cover                |
| 220 | 99-8371  | 1    | Nut-Hex              |
| 230 | 98-9711  | 1    | Cord-Solenoid, Stop  |
| 240 | 99-8376  | 1    | Nut-Hex              |

| Ref | Part No. | Qty. | Description |
|-----|----------|------|-------------|
| 250 | 98-7759  | 1    | Pipe-Drain  |
| 260 | 98-9712  | 1    | Band-Cover  |
| 270 | 105-2886 | 1    | Cover ASM   |
| 280 | 98-7697  | 2    | Bolt        |

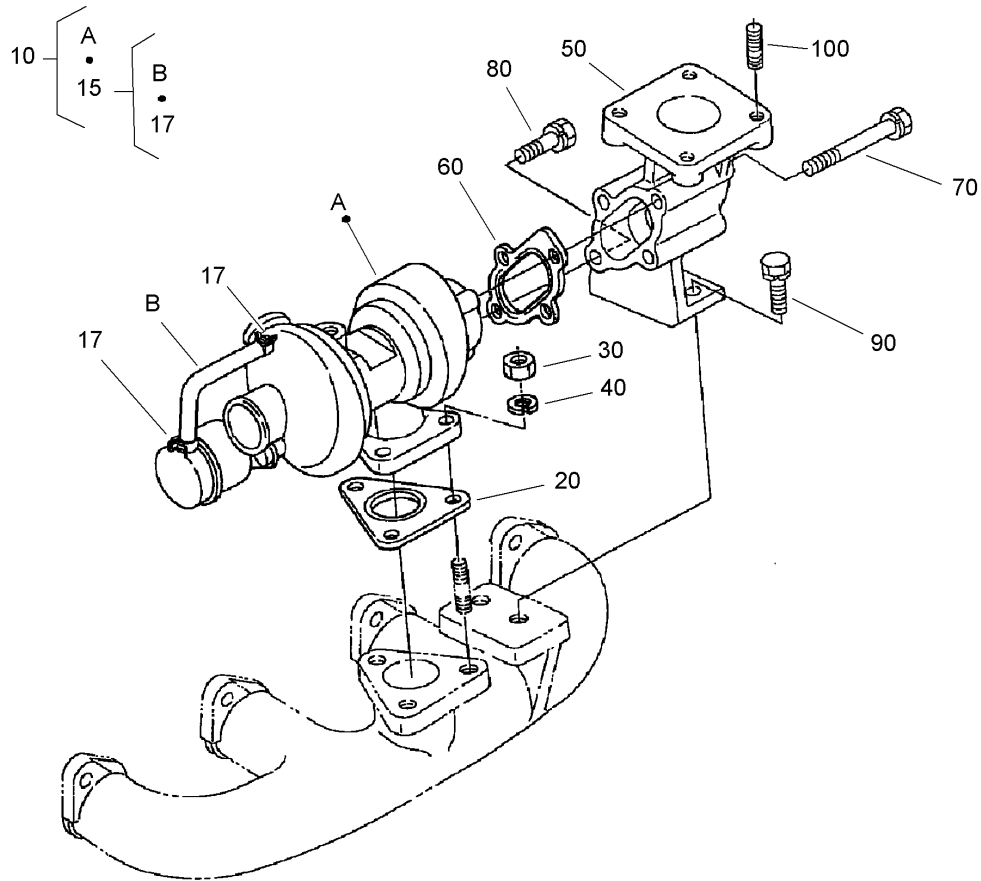






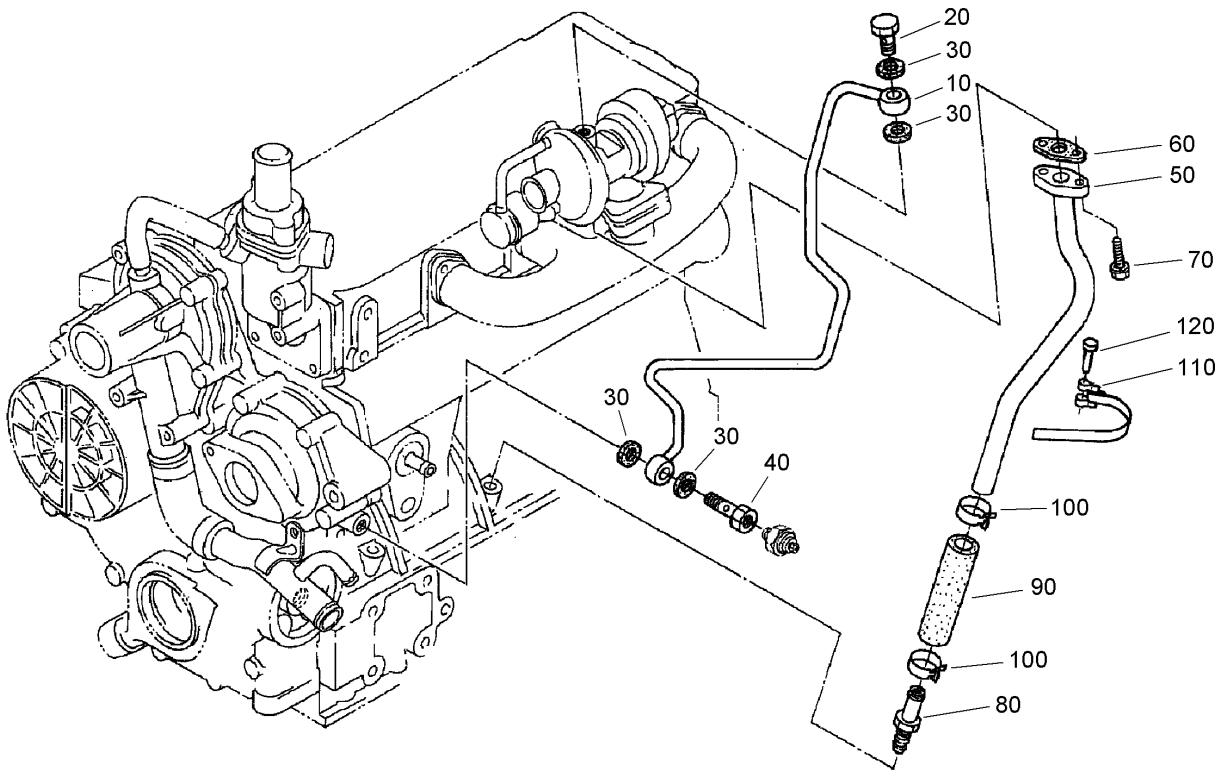






## Turbo Charger Assembly

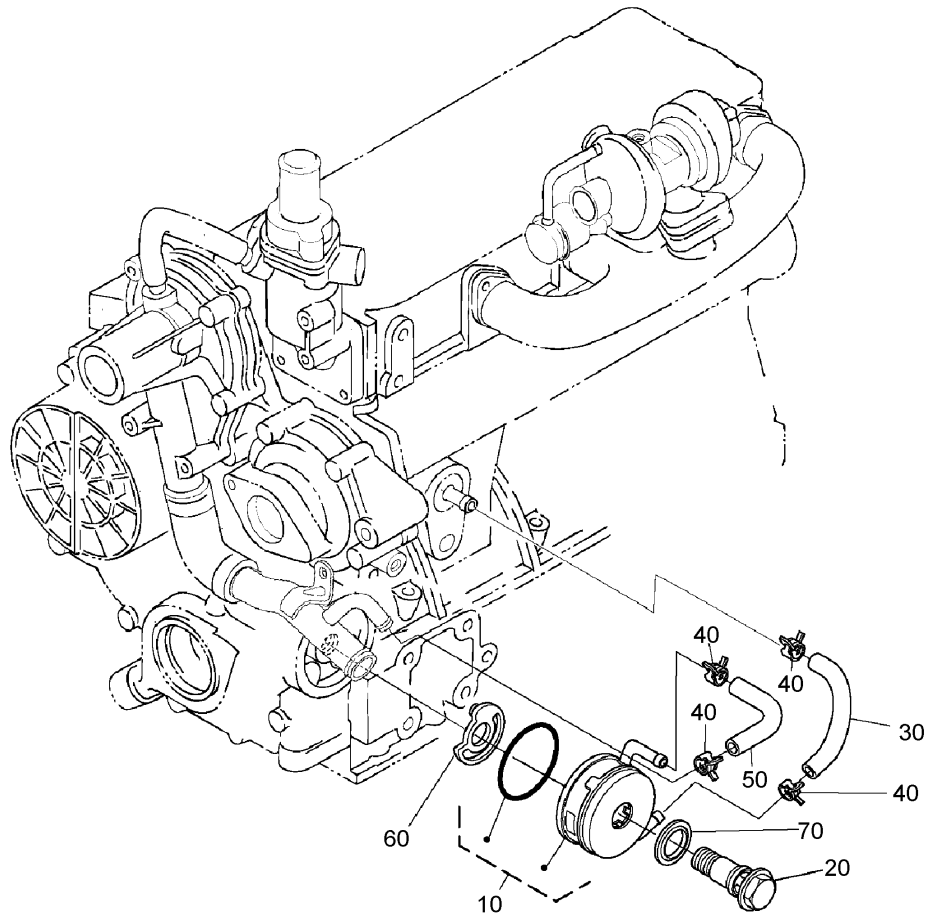
| Ref | Part No. | Qty. | Description           |
|-----|----------|------|-----------------------|
| 10  | 108-1412 | 1    | Turbo Charger ASM     |
| 15  | 108-1413 | 1    | Hose ASM              |
| 17  | 108-1414 | 2    | Clamp-Hose            |
| 20  | 105-3767 | 1    | Gasket                |
| 30  | 100-1559 | 3    | Nut-Manifold, Exhaust |
| 40  | 105-2893 | 3    | Washer-Spring         |
| 50  | 99-8335  | 1    | Flange-Muffler        |
| 60  | 105-3768 | 1    | Gasket                |
| 70  | 105-2894 | 3    | Bolt                  |
| 80  | 105-2895 | 1    | Bolt                  |
| 90  | 98-7610  | 2    | Bolt                  |
| 100 | 98-7769  | 4    | Stud                  |



## Oil Pipe (Turbo Charger) Assembly

| Ref | Part No. | Qty. | Description        |
|-----|----------|------|--------------------|
| 10  | 108-4424 | 1    | Oil Pipe ASM       |
| 20  | 98-9418  | 1    | Bolt-Joint, Eye    |
| 30  | 99-8346  | 4    | Gasket             |
| 40  | 98-9417  | 1    | Bolt-Joint, Eye    |
| 50  | 108-4423 | 1    | Oil Pipe ASM       |
| 60  | 108-4422 | 1    | Gasket             |
| 70  | 98-7605  | 2    | Bolt               |
| 80  | 105-3771 | 1    | Pipe-Oil, Complete |
| 90  | 98-9721  | 1    | Pipe-Oil           |
| 100 | 98-9714  | 2    | Clamp-Hose         |
| 110 | 98-9601  | 1    | Clamp-Pipe         |
| 120 | 98-9591  | 1    | Pin-Band           |

|  |  |  |  |
|--|--|--|--|
|  |  |  |  |
|--|--|--|--|



### Oil Cooler Assembly

| Ref | Part No. | Qty. | Description        |
|-----|----------|------|--------------------|
| 10  | 108-4448 | 1    | Oil Cooler ASM     |
| 20  | 106-7054 | 1    | Holder ASM         |
| 30  | 98-9724  | 1    | Pipe-Cooler, Oil   |
| 40  | 98-9579  | 4    | Band-Pipe          |
| 50  | 98-9578  | 1    | Pipe-Return, Water |
| 60  | 105-3774 | 1    | Collar             |
| 70  | 108-4449 | 1    | Washer             |

|  |  |  |  |
|--|--|--|--|
|  |  |  |  |
|--|--|--|--|



# Attachments and Accessories

## For 03808 - Reelmaster 6700-D 4-Wheel Drive Traction Unit

| Product Name                              | Model/Part  |
|---|-------------|
| TurfDefender Electronic Leak Detector Kit | 03521       |
| Left Hand Groomer Kit                     | 03810       |
| Right Hand Groomer Kit                    | 03811       |
| 5-Blade Reel Mower                        | 03860       |
| 7-Blade Reel Mower                        | 03861       |
| 11-Blade Reel Mower                       | 03862       |
| 8-Blade DPA Reel Mower                    | 03863       |
| 11-Blade DPA Reel Mower                   | 03864       |
| Verticutter                               | 03877       |
| 8 and 11-Blade Reel Mower Basket Kit      | 03883       |
| Wheel Weight Kit                          | 104-1478    |
| Muffler-Spark Arrestor                    | 104-5201    |
| Back Biased Switch-Lift                   | 105-3367    |
| Grass Basket ASM                          | 107-9518    |
| Wiehle Scraper ASM                        | 108-0605-03 |
| Gauge Bar ASM                             | 108-6715    |
| Grass Basket Kit (with Groomers only)     | 108-6743    |
| Frame Repair Kit                          | 110-9740    |
| Roll-Over Protection System               | 112-6505    |
| Brush And Handle Kit                      | 29-9100     |
| Arm Rest Kit                              | 30707       |
| Diagnostic Display Box                    | 85-4750     |
| Roll-Over Protection System ASM           | 94-2643     |

# NOTES

# NOTES

