



Groundsmaster[®] 4500-D

Model No. 30856 - 250000001 and up.

Parts Catalog

Ordering Replacement Parts

To order replacement parts, please supply the part number, the quantity, and the description of each part desired.

Understanding Reference Numbers

Each identified part in an illustration has a reference number. The reference number for a part also appears in the parts list, along with other information about the part.

This catalog uses two special reference number formats, one to indicate parts in a service assembly and another to indicate the quantity of a given part in an illustration.

Service Assembly Reference Numbers

Parts in service assemblies have reference numbers in the form a:b. The a represents the reference number of the entire service assembly and the b represents a sequential number unique to each part within the service assembly.

For example, a wheel assembly might be identified by reference number 6, the tire by 6:1, the valve by 6:2, and the wheel by 6:3. When you order the assembly identified by reference number 6, you receive all parts identified by reference numbers 6:1, 6:2, and 6:3. However, you may also order any part individually. Reference numbers of this type appear in illustrations and in part lists.

Reference Numbers Indicating Quantity

In an illustration, if a reference number indicates more than one part, the reference number has the form nX y. The n represents the quantity of the part, the X is the multiplication symbol, and the y represents the reference number.

For example, in an illustration, the reference number 2X 37 means that two of the parts identified by reference number 37 are indicated.

Contents

Description	Page	Description	Page
Hood Screen and Bumper Assembly 4	Front Frame Assembly No. 108-6051 53
Steering Tower Assembly 6	Roller Support and Access Panel Assembly 54
Steering Control Assembly No. 114-5074 7	Manifold Assembly 55
Traction and Brake Pedal Assembly 8	Manifold Assembly No. 104-5475 56
Throttle and Seat Frame Assembly 9	4 Wheel Drive Manifold and Filter Assembly 57
Control Console Assembly 10	Filter Manifold Assembly No. 100-5558 58
Hydraulic Filter and Reservoir Assembly 11	4 Wheel Drive Manifold Assembly No. 105-9875 59
Fuel Tank and Filter Assembly 12	Traction Hydraulic Line Assembly 60
Front Drive and Brake Assembly 13	Hydraulic Steering Line Assembly 61
Planetary Assembly No. 105-4500-03 14	Mow Block Hydraulic Line Assembly 62
Brake Assembly No. 100-3070-03 15	Hydraulic Lift Line Assembly 63
Piston Motor Assembly No. 105-1218 16	Lift Valve and Counter Balance Assembly 64
Brake Assembly No. 100-3069-03 17	Manifold Assembly No. 104-5495 65
Manifold Mounting and Fitting Assembly 18	Single Spool Valve Assembly No. 104-5494 66
Hydraulic Pump Assembly 19	Crankcase Assembly 67
Triple Pump Assembly No. 105-9845 20	Oil Pan Assembly 68
Piston Pump Assembly No. 105-9846 21	Cylinder Head Assembly 69
Control Assembly No. 93-6306 23	Gear Case Assembly 70
Radiator Assembly 24	Head Cover Assembly 71
Fan and Solenoid Assembly 25	Oil Filter Assembly 72
Engine Installation Assembly 26	Dipstick and Guide Assembly 73
Air Cleaner Assembly No. 99-5410 28	Oil Pump Assembly 74
Rear Axle Assembly 29	Main Bearing Case 75
Hydraulic Cylinder Assembly No. 107-1976 30	Camshaft and Idler Gear Shaft Assembly 76
Piston Motor Assembly No. 105-1219 31	Piston and Crankshaft Assembly 77
Bevel Pinion Shaft Assembly Rear Axle Assembly No. 100-3784 32	Flywheel Assembly 78
Differential Assembly Rear Axle Assembly No. 100-3784 33	Fuel Camshaft and Governor Shaft Assembly 79
Axle Support Assembly Rear Axle Assembly No. 100-3784 34	Engine Stop Lever Assembly 80
Bevel Gear Case Assembly Rear Axle Assembly No. 100-3784 35	Injection Pump Assembly 81
Bevel Gear Shaft Assembly Rear Axle Assembly No. 100-3784 36	Injection Pump (Component Part) Assembly 82
Axle Case Assembly Rear Axle Assembly No. 100-3784 37	Governor Assembly 83
Axle Assembly Rear Axle Assembly No. 100-3784 38	Speed Control Plate Assembly 84
Coupler Spacer and Adapter Plate Assembly 39	Nozzle Holder and Glow Plug Assembly 85
Battery Installation Assembly 40	Fuel Filter and Fuel Pump 86
Water / Fuel Filter Assembly No. 98-9305 41	Alternator and Pulley Assembly 87
Front Lift Arm Assembly 42	Alternator (Component Part) Assembly 88
Hydraulic Cylinder Assembly No. 107-1979 44	Starter Assembly 89
Hydraulic Cylinder Assembly No. 107-1980 45	Starter (Component Part) Assembly 90
Lift Lever Assembly 46	Oil Switch / Thermometer and Plug Assembly 91
No. 2 and 3 Lift Arm Assembly 47	Water Flange and Thermostat Assembly 92
Hydraulic Cylinder Assembly No. 107-1978 48	Water Pump Assembly 93
No. 2 and 3 Hose Installation Assembly 49	Water Pipe Assembly 94
No. 1, 4 and 5 Hose Installation Assembly 50	Fan Assembly 95
Hydraulic Motor Assembly No. 105-9872 51	Valve and Rocker Arm Assembly 96
Roll-Over Protection System and Frame Assembly 52	Inlet Manifold Assembly 97
		Exhaust Manifold Assembly 98
		Turbo Charger Assembly 99
		Oil Pipe (Turbo Charger) Assembly 100
		Oil Cooler Assembly 101
		Muffler Gasket and Glow Controller 102
		Engine Operators Manual 103
		Gasket Assembly 104

Part Description Abbreviations

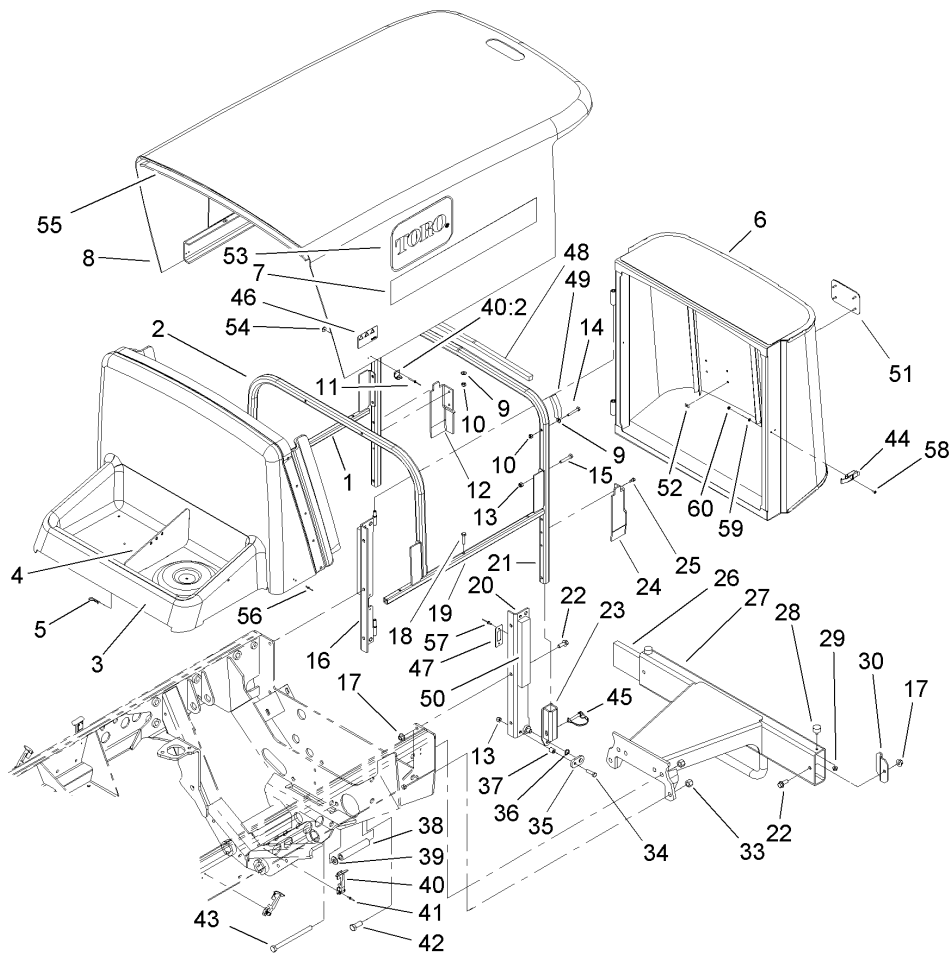
Part descriptions in this catalog may include the following abbreviations.

AR.	as required	HYD.	hydraulic
ASM.	assembly	LH.	left hand
BBC.	blade brake clutch	NI.	nylon insert
CARR.	carriage	NPTF.	national pipe thread fine
DEG.	degrees	PFH.	phillips flat head
EXT.	external	PPH.	phillips pan head
FH.	flat head	PPHTF.	phillips pan head thread forming
GA.	gauge	PRH.	phillips round head
HD.	heavy-duty	PTH.	phillips truss head
HF.	hex flange	PTO.	power-take-off
HH.	hex head	RH.	right hand
HHF.	hex head flange	ROPS.	roll-over protection system
HHFTF.	hex head flange thread forming	SFH.	slotted fillister head
HJ.	hex jam	SHH.	slotted hex head
HLH.	hex lag head	SHWH.	slotted hex washer head
HOC.	height-of-cut	SPH.	slotted pan head
HSBH.	hex socket button head	SQH.	square head
HSFH.	hex socket flat head	SRH.	slotted round head
HSH.	hex socket head	STD.	standard
HWH.	hex washer head	TAP.	self tapping
HWHTF.	hex washer head thread forming	TTH.	torx truss head

Footnotes

❶ Not illustrated

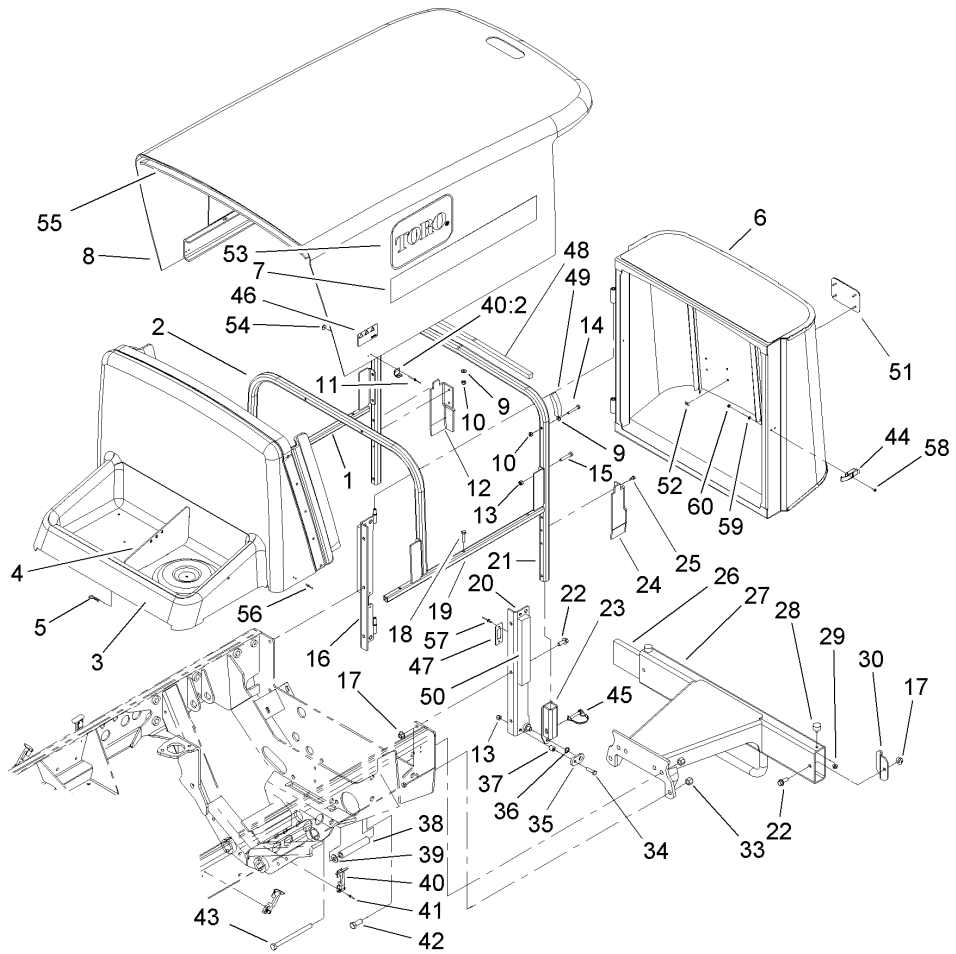
❷ Not serviced separately



Hood Screen and Bumper Assembly

Ref	Part No.	Qty.	Description
1	107-1975-03	1	RH Hood Frame ASM
2	107-1973-03	1	Tube-Front, Hood
3	104-5430	1	Shroud-Front
4	104-5446-03	1	Divider-Shroud
5	3290-467	2	Pin-Hair
6	104-5454-03	1	Screen ASM
7	105-9877	2	Decal
8	104-5419	1	Hood
8:1	106-8116	1	Heat Tape Repair Kit
9	3256-22	12	Washer-Flat
10	3296-42	12	Nut-Lock, NI
11	3269-17	4	Rivet-Pop
12	104-5431	1	Cover-Tube, RH
13	3296-29	10	Nut-Lock, NI
14	321-10	6	Screw-HH
15	322-9	8	Screw-HH
16	104-5445-03	1	RH Support ASM
17	32128-43	6	Nut-Flange
18	321-13	6	Screw-HH
19	107-1974-03	1	LH Hood Frame ASM
20	104-5444-03	1	LH Support ASM
21	104-5435-03	1	Tube-Rear, Hood
22	3234-11	6	Screw-HHF
23	104-5440-03	2	Hood Receiver ASM

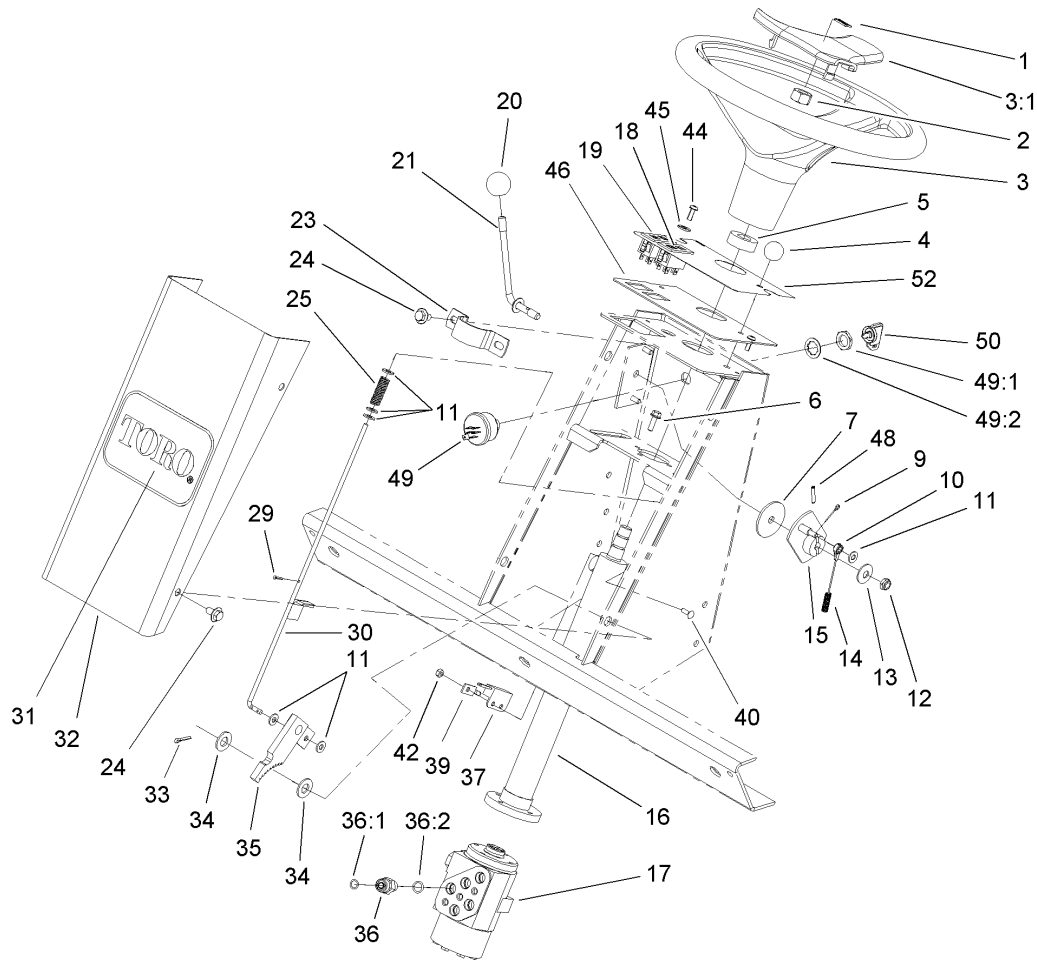
Ref	Part No.	Qty.	Description
24	104-5432	1	Cover-Tube, LH
25	32104-17	4	Screw-HWH
26	105-9199-03	1	Weight-Bumper
27	105-9221-03	1	Rear Bumper ASM
28	240-14	2	Bumper-Rubber
29	32128-33	2	Nut-HF
30	105-9200-03	2	Clamp-Weight, Bumper
33	3296-23	4	Nut-Lock, NI
34	322-17	2	Screw-HH
35	104-5450	2	Retainer-Receiver, Hood
36	3290-221	2	Washer-Spring
37	104-5451	2	Spacer-Receiver, Hood
38	76-8350	2	Stop-Axle
39	3256-26	2	Washer-Flat
40	59-9740	4	Flex Draw Latch ASM
40:2	249-40	1	Keeper
41	3290-55	8	Rivet-Pop
42	325-6	2	Screw-HH
43	325-33	2	Screw-HH
44	105-3912	1	Latch-Draw
45	105-9245	2	Pin-Lock
46	106-6754	2	Decal-Danger
47	104-5459	1	Plate-Latch
48	105-9234	1	Seal-Foam



Hood Screen and Bumper Assembly (continued)

Ref	Part No.	Qty.	Description
49	105-9237	2	Seal-Foam
50	105-9235	2	Seal-Foam
51	93-6028	1	Plate-Logo
52	94-2638	4	Nut-Tinnerman
53	66-1210	2	Decal
54	3269-10	8	Washer-Back
55	105-9829	1	Seal-Foam
56	3290-55	4	Rivet-Pop
57	3269-15	2	Rivet
58	3249-3	2	Screw
59	3256-53	2	Washer-Flat
60	3296-9	2	Nut-Lock

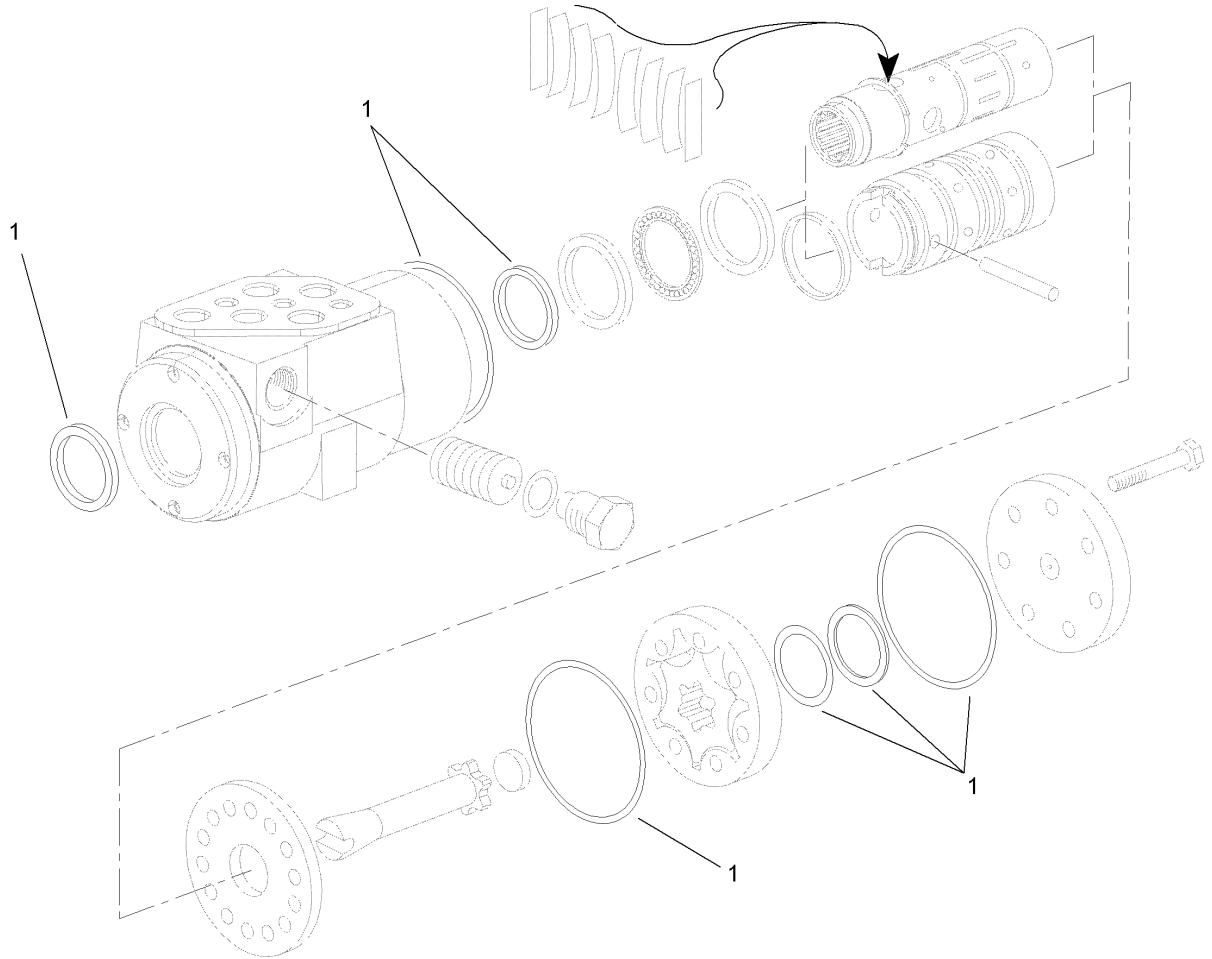
--	--	--	--



Steering Tower Assembly

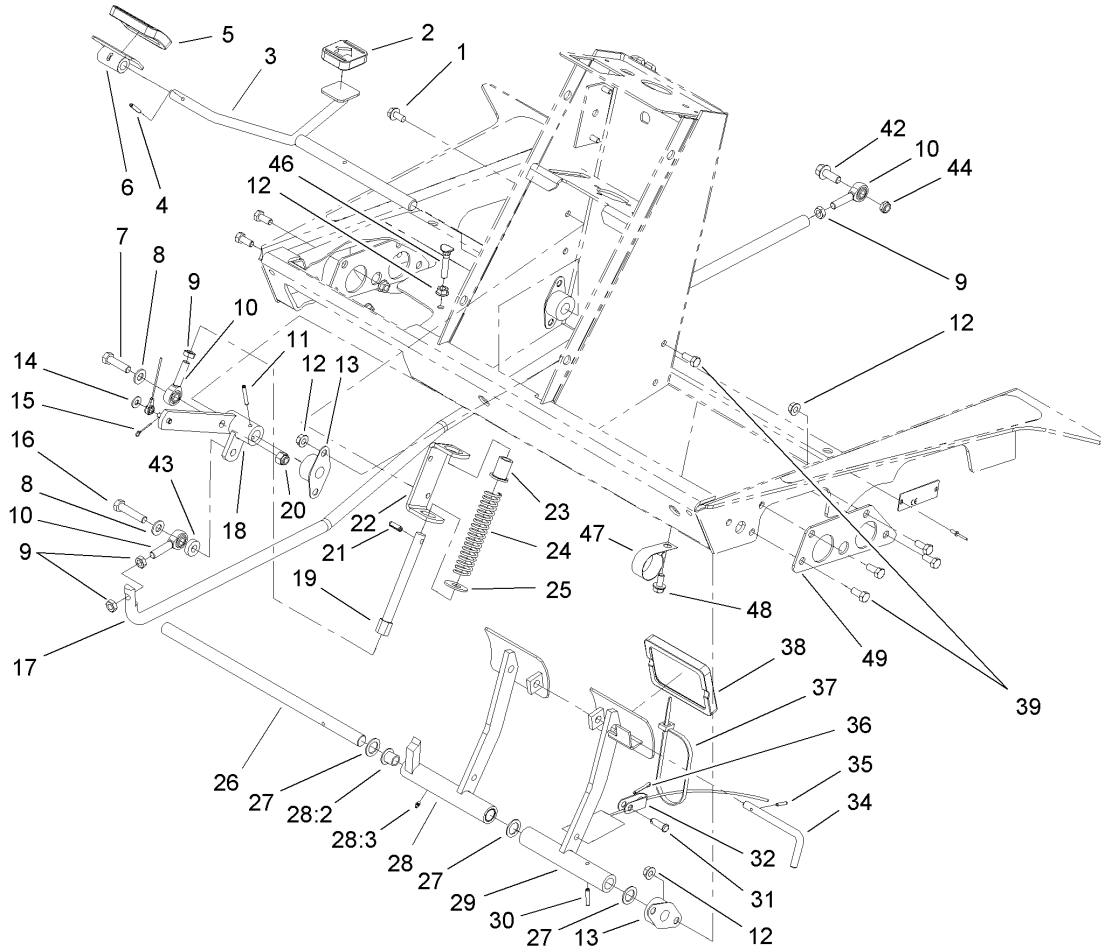
Ref	Part No.	Qty.	Description
1	98-1459	1	Decal
2	107-2562	1	Nut-Hex
3	98-1471	1	Wheel-Steering
3:1	98-1468	1	Cover-Wheel, Steering
4	233-17	1	Knob
5	21-9260	1	Cover-Dust
6	33103-016	3	Screw-HHF
7	75-6550	1	Disc-Friction
9	3272-2	1	Pin-Cotter
10	75-6580	1	Cable-Pedal
11	3256-22	6	Washer-Flat
12	3296-59	1	Nut-Lock, NI
13	3290-461	1	Washer-Spring
14	95-7151	1	Tube-Convolutd
15	75-6510	1	Bracket-Lever
16	94-9951	1	Column-Steering
17	114-5074	1	Steering Control ASM
18	100-8071	1	Lamp-Warning
19	100-8070	1	Lamp-Warning
20	233-42	1	Knob
21	75-6490	1	Lever ASM
23	75-2810	1	Bracket-Column, Steering
24	3234-7	6	Screw-HHF
25	95-1821-03	1	Spring-Compression

Ref	Part No.	Qty.	Description
29	3272-5	3	Pin-Cotter
30	104-1492	1	Rod ASM
31	62-5550	1	Decal
32	93-7996-01	1	Cover-Tower
33	3272-10	1	Pin-Cotter
34	3256-26	2	Washer-Flat
35	63-7900-03	1	Rack ASM
36	340-2	5	Fitting-HYD, Straight
36:1	237-22	1	O-Ring
36:2	237-42	1	O-Ring
37	100-1270	1	Switch-Proximity
39	100-4872	1	Plate-Switch, Neutral
40	3229-34	1	Bolt-CARR
42	3296-2	1	Nut-Lock
44	87-6620	2	Screw
45	3256-1	2	Washer-Flat
46	105-9232-03	1	Plate-Instrument
48	32121-45	1	Pin-Spring
49	104-2541	1	Switch ASM
49:1	218-461	1	Nut-HH
49:2	3254-5	1	Washer-Tooth
50	63-8360	1	Key-Ignition
52	105-3888	1	Decal-Tower
99	3290-379	1	Tie-Cable



Steering Control Assembly No. 114-5074

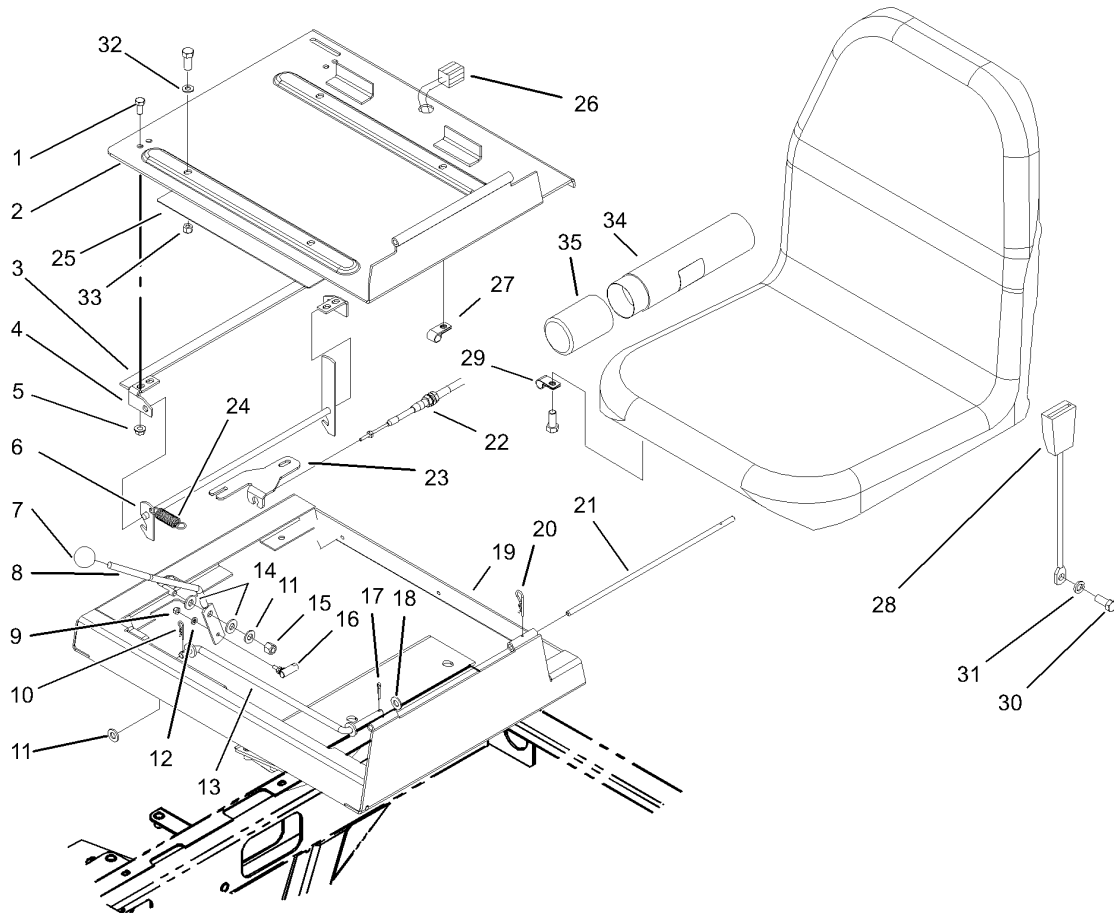
Ref	Part No.	Qty.	Description
1	108-1519	1	Seal Kit



Traction and Brake Pedal Assembly

Ref	Part No.	Qty.	Description
1	32144-14	2	Screw-HWHTF
2	74-9110	1	Pad-Pedal, Reverse
3	75-2970	1	Pedal-Traction
4	32121-45	1	Pin-Spring
5	74-9100	1	Pad-Pedal, Forward
6	49-6440-03	1	Pedal-Forward
7	323-29	1	Screw-HH
8	3256-24	2	Washer-Flat
9	3220-3	4	Nut-HJ
10	2411-36	3	Bearing-End, Rod
11	32121-6	1	Pin-Roll, Slotted
12	32128-20	19	Nut-HF
13	256-236	4	Bearing-Mount, Flange
14	3256-22	1	Washer-Flat
15	3272-2	1	Pin-Cotter
16	323-9	1	Screw-HH
17	104-5632-03	1	Rod-Control, Pump
18	75-3270-03	1	Hub-Pivot, Traction
19	92-7609	1	Shaft-Spring
20	3296-39	2	Nut-Lock, NI
21	32121-11	1	Pin-Roll
22	92-7608-03	1	Bracket-Spring
23	92-7610	1	Retainer-Spring
24	84-9100	1	Spring

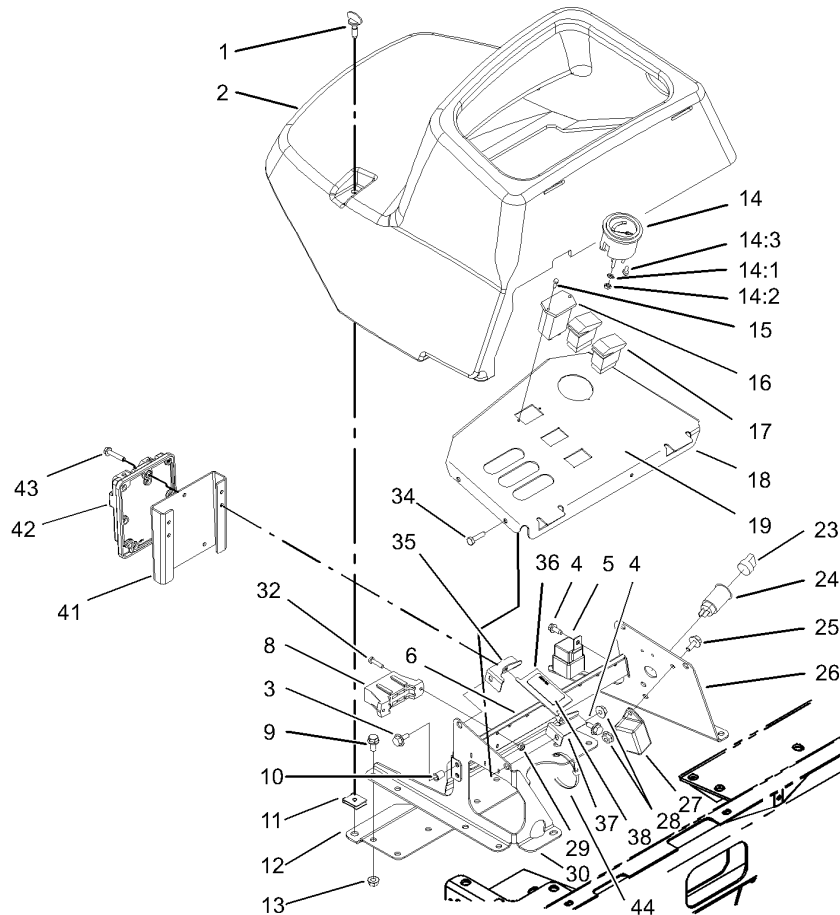
Ref	Part No.	Qty.	Description
25	3256-5	1	Washer-Flat
26	75-1470	1	Pin-Pivot, Brake
27	3256-69	3	Washer-Flat
28	75-1430	1	Pedal-Brake, RH
28:2	256-42	2	Bushing
28:3	302-5	1	Fitting-Grease
29	75-1440-03	1	LH Brake Pedal ASM
30	32121-16	1	Pin-Spring
31	283-58	2	Pin-Clevis
32	92-7530	1	LH Brake Cable ASM
33	92-7529	1	RH Brake Cable ASM
34	63-7880	1	Pin-Latch, Brake
35	32121-50	1	Pin-Spring
36	3272-10	2	Pin-Cotter
37	3290-378	1	Tie-Cable
38	93-8742	2	Footpad-Brake
39	322-3	15	Screw-HH
42	3234-11	1	Screw-HHF
43	5-0652	1	Spacer
44	3296-59	1	Nut-Lock, NI
46	17-9420	2	Screw-Handle
47	2412-150	1	Clip-J
48	3234-14	1	Screw-HHF
49	106-7794-01	2	Plate-Mount, HYD Fitting



Throttle and Seat Frame Assembly

Ref	Part No.	Qty.	Description
1	322-3	8	Screw-HH
2	98-2350-03	1	Seat Plate ASM
3	94-8146	1	Strip-Foam
4	98-2353	2	Bracket-Latch, Seat
5	32128-25	4	Nut-HF
6	98-2354-03	1	Latch-Seat
7	233-42	1	Knob
8	93-7598-03	1	Lever-Throttle
9	3296-21	1	Nut-Lock, NI
10	3290-307	1	Pin-Hair
11	3256-24	3	Washer-Flat
12	3256-51	1	Washer-Flat
13	75-3680-03	1	Rod-Seat
14	66-2920	2	Washer-Friction
15	3296-39	1	Nut-Lock, NI
16	2411-38	1	Joint-Ball
17	3272-10	1	Pin-Cotter
18	52-2900	2	Washer-Plastic
19	98-2352-03	1	Frame-Seat
20	3290-467	1	Pin-Hair
21	75-3400	1	Shaft-Pivot, Seat
22	104-7547	1	Cable-Throttle
23	105-3929-03	1	Bracket-Cable, Throttle
24	66-4190-03	1	Spring-Idler, Clutch

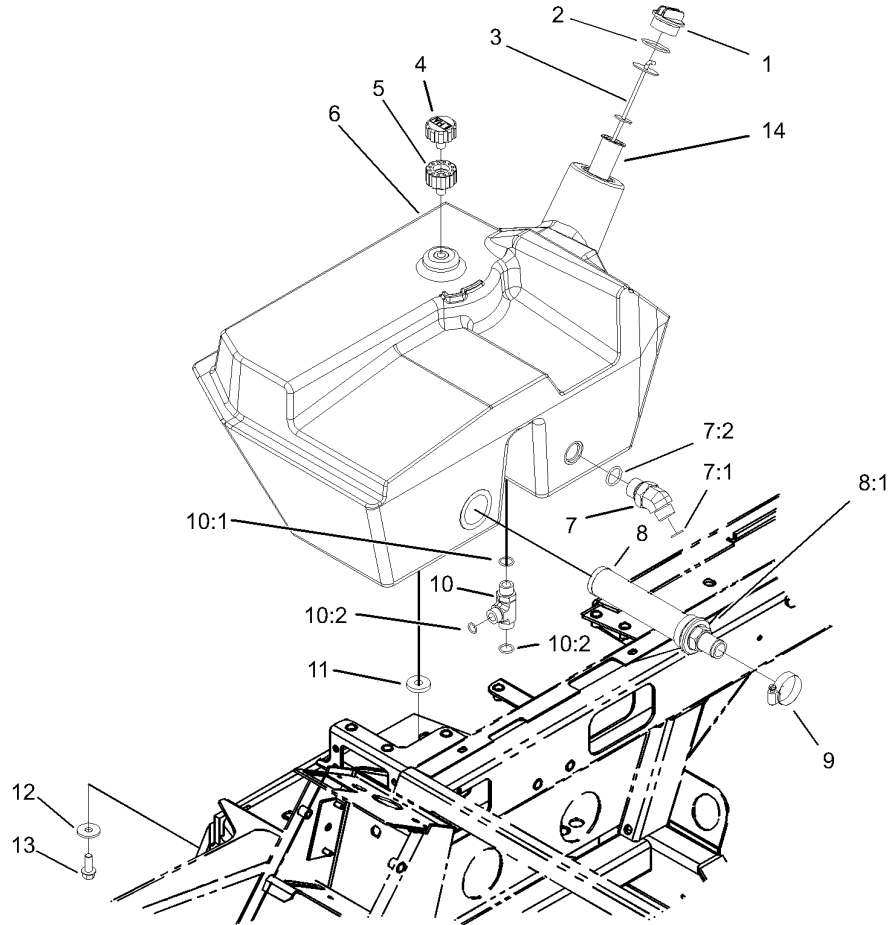
Ref	Part No.	Qty.	Description
25	105-9895	1	Decal-Quick Reference
26	105-9189	1	Harness-Wire, Seat Switch
27	2412-133	2	R-Clamp
28	100-4928	1	Belt-Seat
29	2412-93	1	Clamp-R
30	3212-4	2	Screw-HH
31	3253-6	2	Washer-Lock
32	3256-23	4	Washer-Flat
33	3296-29	8	Nut-Lock, NI
34	104-7050	1	Housing-Manual
35	104-7048	1	Cap-Housing



Control Console Assembly

Ref	Part No.	Qty.	Description
1	105-9208	2	Screw-Head, Wing
2	104-5599	1	Cover-Console
3	3234-13	4	Screw-HHF
4	32144-10	7	Screw-HWH
5	99-7430	3	Relay
6	104-5613-03	1	Panel-Relay
8	105-9867	1	Harness-Wire, Console
Ⓢ8:2	218-578	4	Fuse-10 Amp
Ⓢ8:3	109355	1	Fuse-15 Amp
Ⓢ8:4	100-4918	1	Diode
Ⓢ8:5	92-3188	1	Diode-Board, Circuit
Ⓢ8:6	94-6710	1	Fuse-Blade, 2 Amp
9	3234-14	9	Screw-HHF
10	32148-6	6	Insert-Nut
11	105-9209	2	Receptacle-Clip On
12	104-5612-03	1	Support-Cover
13	32128-20	4	Nut-HF
14	98-9308	1	Gauge-Temperature
14:1	3254-1	3	Washer-Lock, Int
14:2	3217-27	3	Nut-Hex
14:3	105-9265	1	Bulb And Lamp ASM
15	32144-18	2	Screw-HH
16	75-6820	1	Hourmeter
17	95-8999	2	Switch

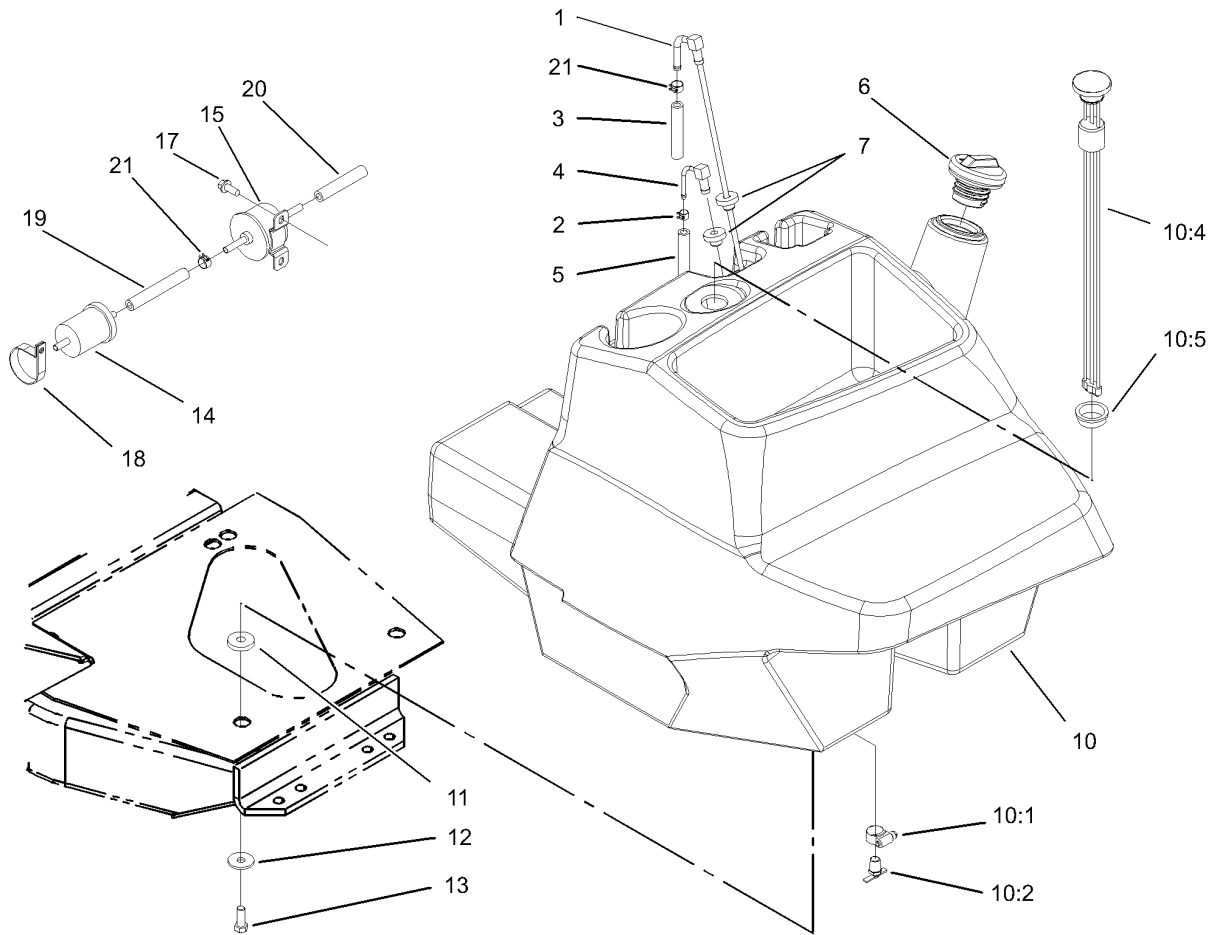
Ref	Part No.	Qty.	Description
18	108-4043-03	1	Dash
19	108-4044	1	Decal-Console
Ⓢ19	105-9223	1	Decal-Console, Ce
23	99-7416	1	Cap
24	99-7411	1	Point-Power
25	3234-4	1	Screw-HHF
26	104-5610-03	1	Panel-Dash, Rear
27	98-7611	1	Controller-Glow
28	32128-33	3	Nut-HF
29	3296-2	6	Nut-Lock
30	104-5609-03	1	Panel-Dash, Front
Ⓢ31	105-3986	1	Module-Control, Deck
32	32105-13	6	Screw-HWH
34	321-6	2	Screw-HH
35	105-9840	1	Bracket-Latch, RH
36	105-9842	1	Plate-Latch, Ce
37	105-9841	1	Bracket-Latch, LH
38	105-9830	1	Decal-Lever Lock, Ce
41	105-9873-03	1	Bracket-Module
42	105-8505	1	Module-Control, Standard
43	32144-110	3	Screw-HWH
44	99-7420	1	Plug-Hole
44	3290-379	5	Tie-Cable



Hydraulic Filter and Reservoir Assembly

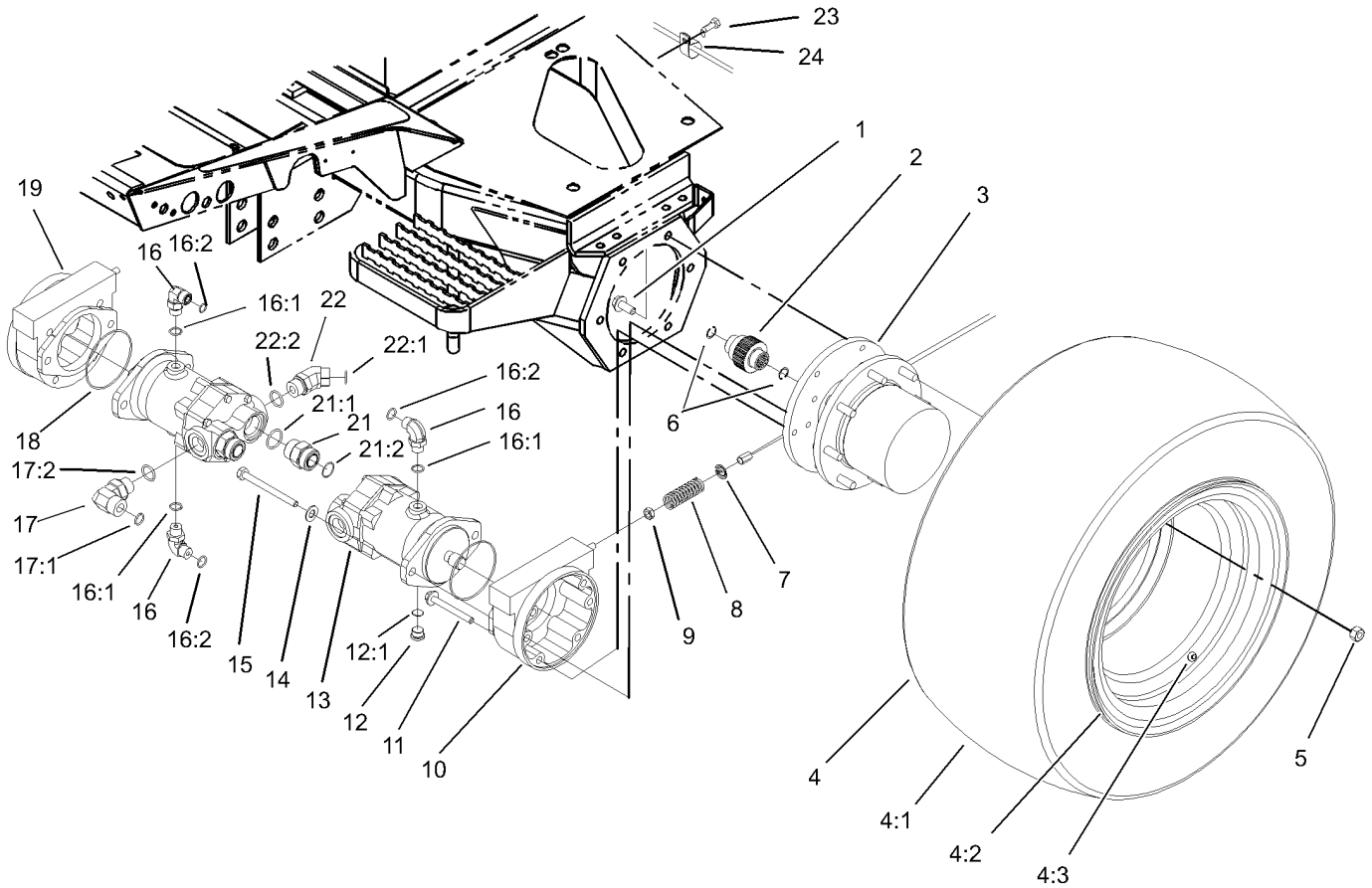
Ref	Part No.	Qty.	Description
1	93-7498	1	Plug-Plastic
2	94-8166	1	O-Ring
3	75-3710	1	Dipstick
4	68-6150	1	Breather
5	92-8020	1	Adapter-Breather
6	104-5600	1	Tank-HYD
7	340-156	1	Fitting-HYD
7:1	237-65	1	O-Ring
7:2	237-81	1	O-Ring
8	104-7546	1	Strainer-Tank
8:1	340-136	1	O-Ring
9	2412-111	2	Clamp
10	340-109	1	Fitting-HYD, Tee
10:1	237-79	1	O-Ring
10:2	237-30	2	O-Ring
11	240-11	3	Bushing-Flange
12	63-8410	3	Washer
13	3234-11	3	Screw-HHF
14	61-2790	1	Filter-Screen

--	--	--	--



Fuel Tank and Filter Assembly

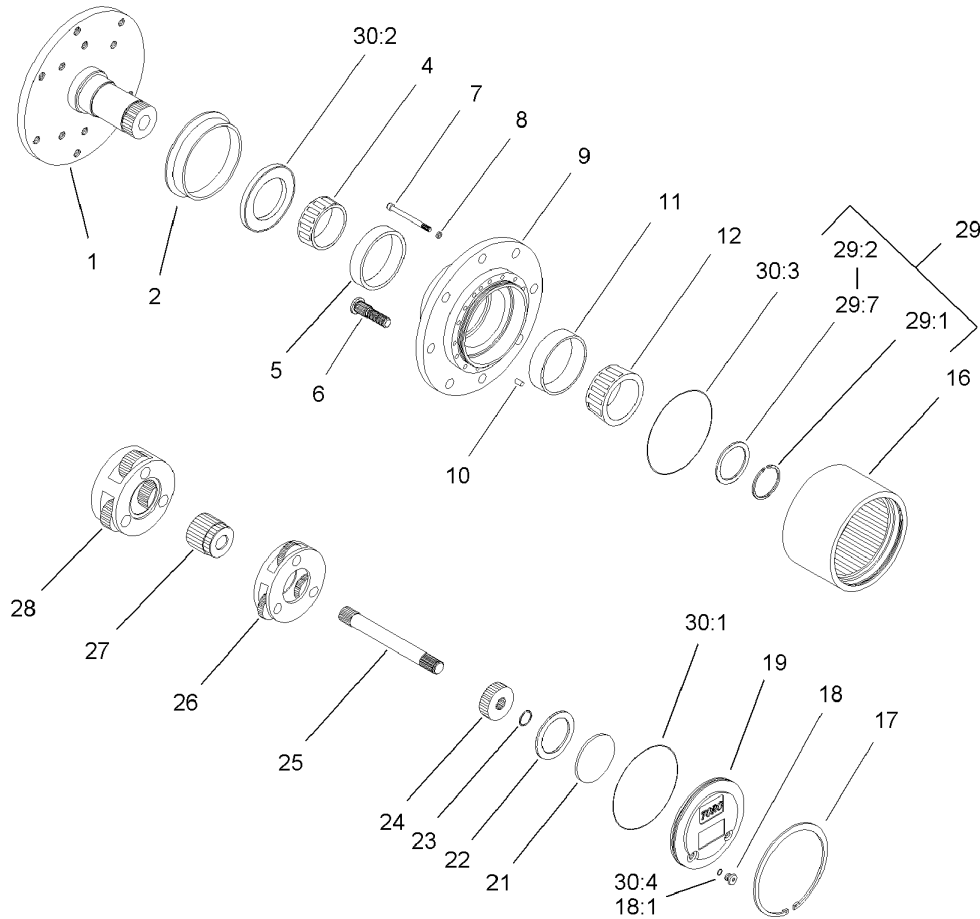
Ref	Part No.	Qty.	Description
1	104-5604	1	Fitting-Suction
2	2412-80	2	Clamp-Line, Fuel
3	39-1120	1	Hose-Fuel
4	104-5605	1	Fitting-Return
5	105-9242	1	Hose-Fuel
6	93-3102	1	Cap-Fuel
7	46-6560	2	Bushing
10	104-5601	1	Fuel Tank ASM
10:1	2412-36	1	Clamp-Hose
10:2	304-46	1	Draincock
10:4	104-5603	1	Gauge-Level, Fuel
10:5	95-8972	1	Grommet
11	240-11	4	Bushing-Flange
12	63-8410	4	Washer
13	3234-11	4	Screw-HHF
14	98-7612	1	Filter-Fuel
15	107-0122	1	Pump-Fuel, Electric
17	32144-10	3	Screw-HWH
18	2412-148	1	Clamp-R
19	105-9196	1	Hose-Fuel
20	93-2230	1	Hose-Fuel
21	92-2379	5	Clamp-Hose



Front Drive and Brake Assembly

Ref	Part No.	Qty.	Description
1	33106-030	12	Screw-HHF
2	100-3046	2	Shaft-Brake, Splined
3	105-4500-03	2	Planetary ASM
4		2	Wheel And Tire ASM
4:1	95-3465	1	Tire
4:2	95-3464	1	Rim
4:3	232-24	1	Stem-Valve
5	92-7483	16	Nut-Lug
6	93-7972	4	Ring-Retaining, Internal
7	94-3050	2	Plate-Spring
8	94-3088	2	Spring-Compression
9	3218-4	2	Nut-Jam
10	100-3070-03	1	Brake ASM
11	33106-090	8	Screw-HHF
12	353-988	1	Plug-Hex
12:1	237-79	1	O-Ring
13	105-1218	2	Motor-Piston
14	3256-26	4	Washer-Flat
15	33116-120	4	Screw-HH
16	340-98	3	Fitting-HYD, 90 DEG
16:1	237-79	1	O-Ring
16:2	237-30	1	O-Ring
17	340-142	2	Fitting-HYD, 90 DEG
17:1	237-58	1	O-Ring

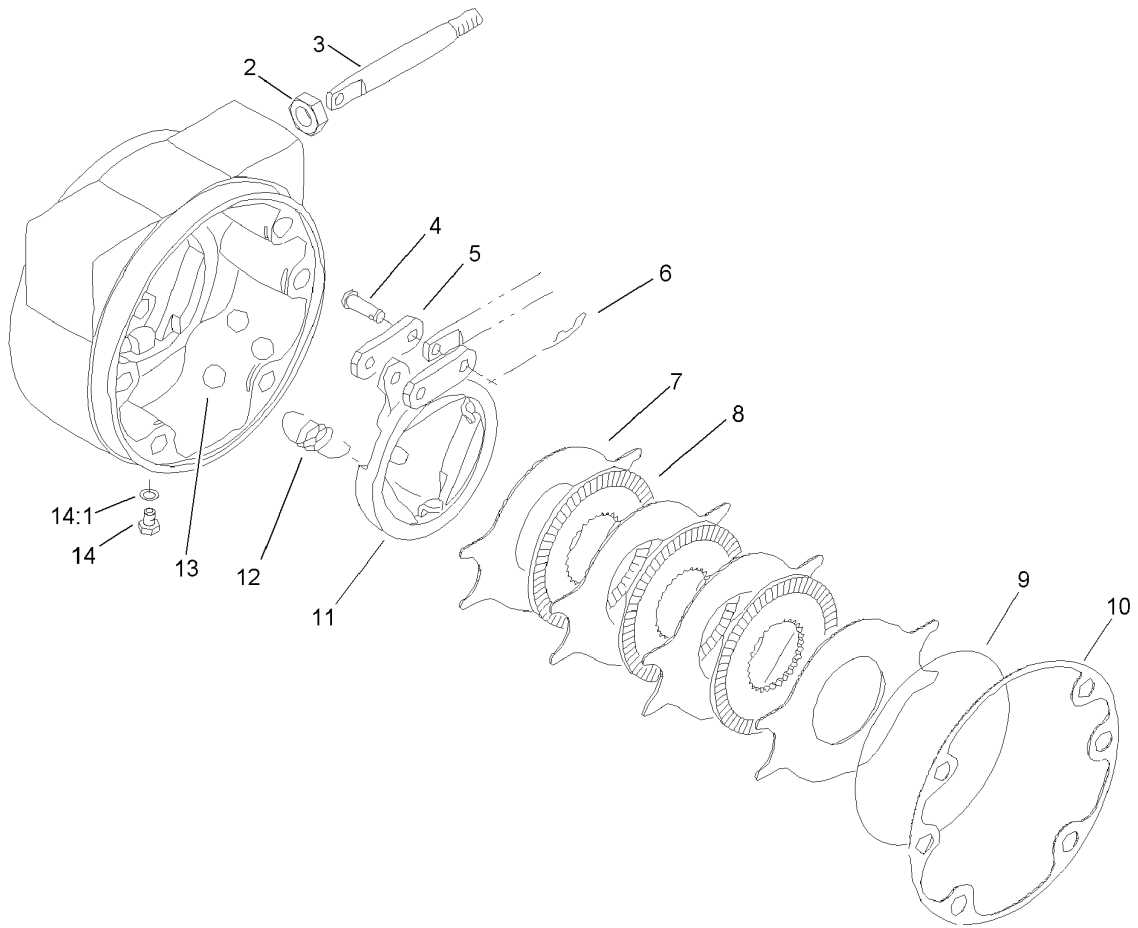
Ref	Part No.	Qty.	Description
17:2	237-81	1	O-Ring
18	237-166	2	O-Ring
19	100-3069-03	1	Brake ASM
21	104-3797	4	Fitting-HYD, Straight
21:1	237-146	1	O-Ring
21:2	340-65	1	O-Ring
22	100-5530	2	Fitting-HYD, 45 DEG
22:1	237-58	1	O-Ring
22:2	237-81	1	O-Ring
23	32144-14	2	Screw-HWHTF
24	2412-93	2	Clamp-R



Planetary Assembly No. 105-4500-03

Ref	Part No.	Qty.	Description
①		1	Spindle
2	105-8122	1	Seal-Boot
4	105-8120	1	Bearing-Cone
5	105-8119	1	Bearing-Cup
6	105-8124	8	Stud-Wheel
7	105-8125	16	Bolt-Head, Socket
8	3253-18	16	Washer-Lock
②		1	Housing
10	105-8121	1	Pin-Dowel
11	105-8117	1	Bearing-Cup
12	105-8118	1	Bearing-Cone
16	105-8113	1	Gear-Ring
17	105-8132	1	Ring-Retaining
18	353-990	2	Plug
18:1	237-78	1	O-Ring
19	105-8138	1	Cap-End
21	105-8133	1	Plug-Thrust
22	105-8123	1	Washer-Thrust
23	105-8131	1	Ring-Retaining
24	105-8114	1	Gear-Primary
25	105-8115	1	Shaft-Drive
26	105-8129	1	Primary Carrier ASM
27	105-8139	1	Gear-Secondary
28	105-8130	1	Secondary Carrier ASM

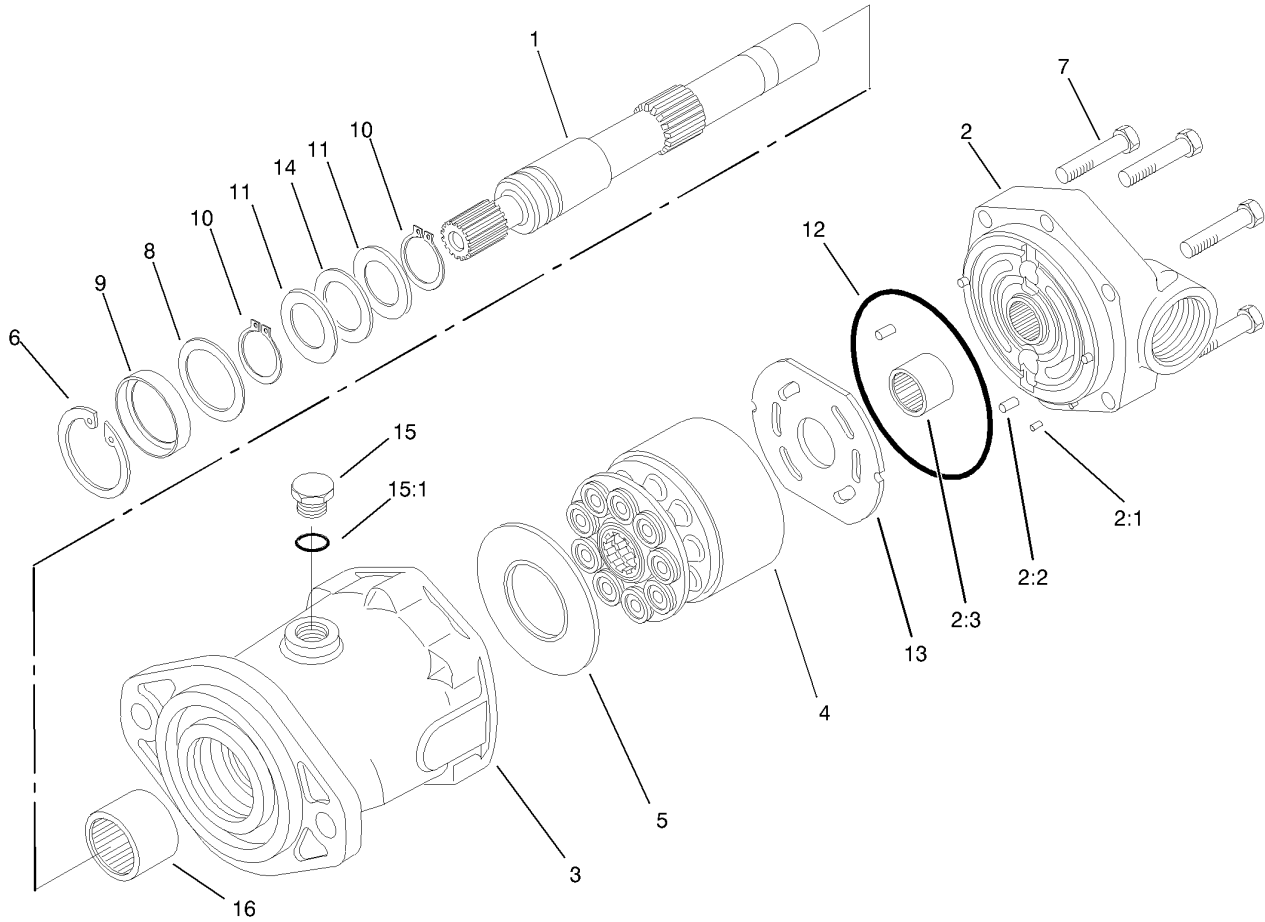
Ref	Part No.	Qty.	Description
29	105-8136	1	Shim Kit
②		1	Ring-Snap
②		1	Shim-Bearing, 2.9Mm
②		1	Shim-Bearing, 2.8Mm
②		1	Shim-Bearing, 2.7Mm
②		1	Shim-Bearing, 2.6Mm
②		1	Shim-Bearing, 2.5Mm
②		1	Shim-Bearing, 2.4Mm
①		1	Seal Kit
②		1	O Ring-Flange Cap
②		1	Seal-Oil
②		2	O Ring-End Cap
30:4	237-78	2	O-Ring



Brake Assembly No. 100-3070-03

Ref	Part No.	Qty.	Description
2	93-7977	1	Seal
3	93-7978	1	Rod-Pull
4	93-7983	2	Pin-Clevis
5	93-7980	2	Link
6	93-7979	2	Pin-Hitch
7	93-7986	4	Disc-Stationary
8	104-4278	3	Disc-Rotating
9	93-7976	1	Ring-Retaining
10	93-7984	1	Gasket
11	104-4279	1	Actuator-Rotating
12	93-7987	3	Spring-Extension
13	93-7985	3	Ball
14	353-990	2	Plug
14:1	237-78	1	O-Ring

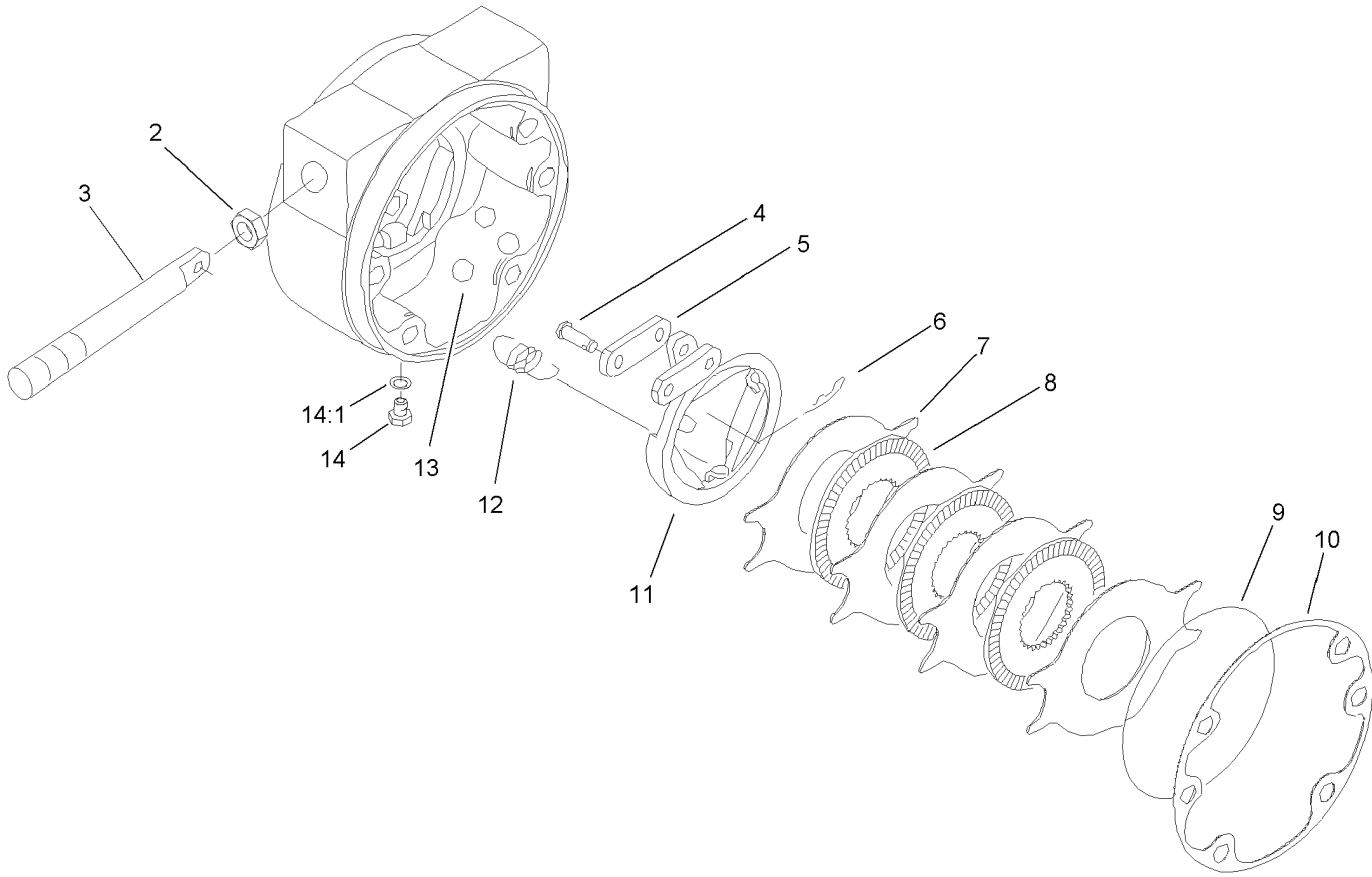
--	--	--	--



Piston Motor Assembly No. 105-1218

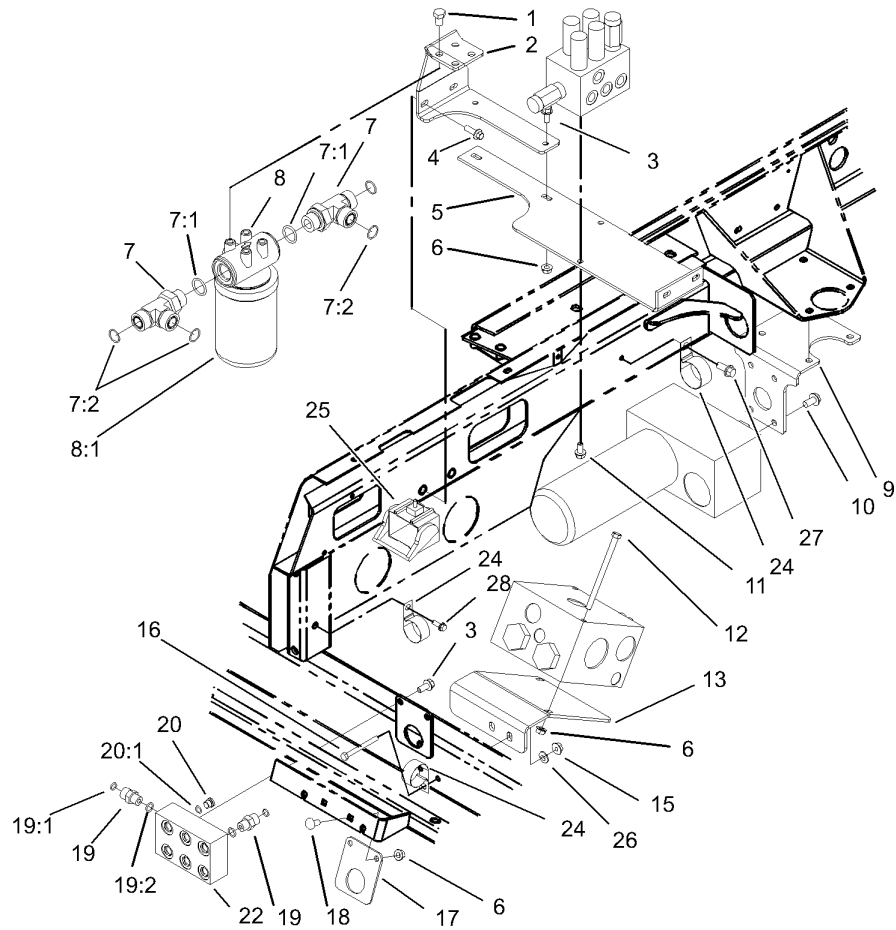
Ref	Part No.	Qty.	Description
1	94-3004	1	Shaft-Drive, Splined
2	105-2851	1	Backplate ASM
2:1		3	Pin-Dowel
2:2		1	Pin-Dowel
2:3		1	Bearing-Needle
2:3		1	Housing
4	76-6910	1	Rotating Kit
5	76-6970	1	Insert-Plate, Cam
6	60-6260	1	Ring
7	94-3002	6	Capscrew
8	60-6240	1	Washer
9	105-3331	1	Seal-Shaft
10	76-7000	2	Ring-Retaining
11	76-6950	2	Race-Thrust
12	76-6980	1	O-Ring
13	94-3003	1	Plate-Valve
14	76-6960	1	Bearing-Thrust
15	353-550	1	Plug-HYD, HH
15:1	237-79	1	O-Ring
16	63-4390	1	Bearing-Needle

--	--	--	--



Brake Assembly No. 100-3069-03

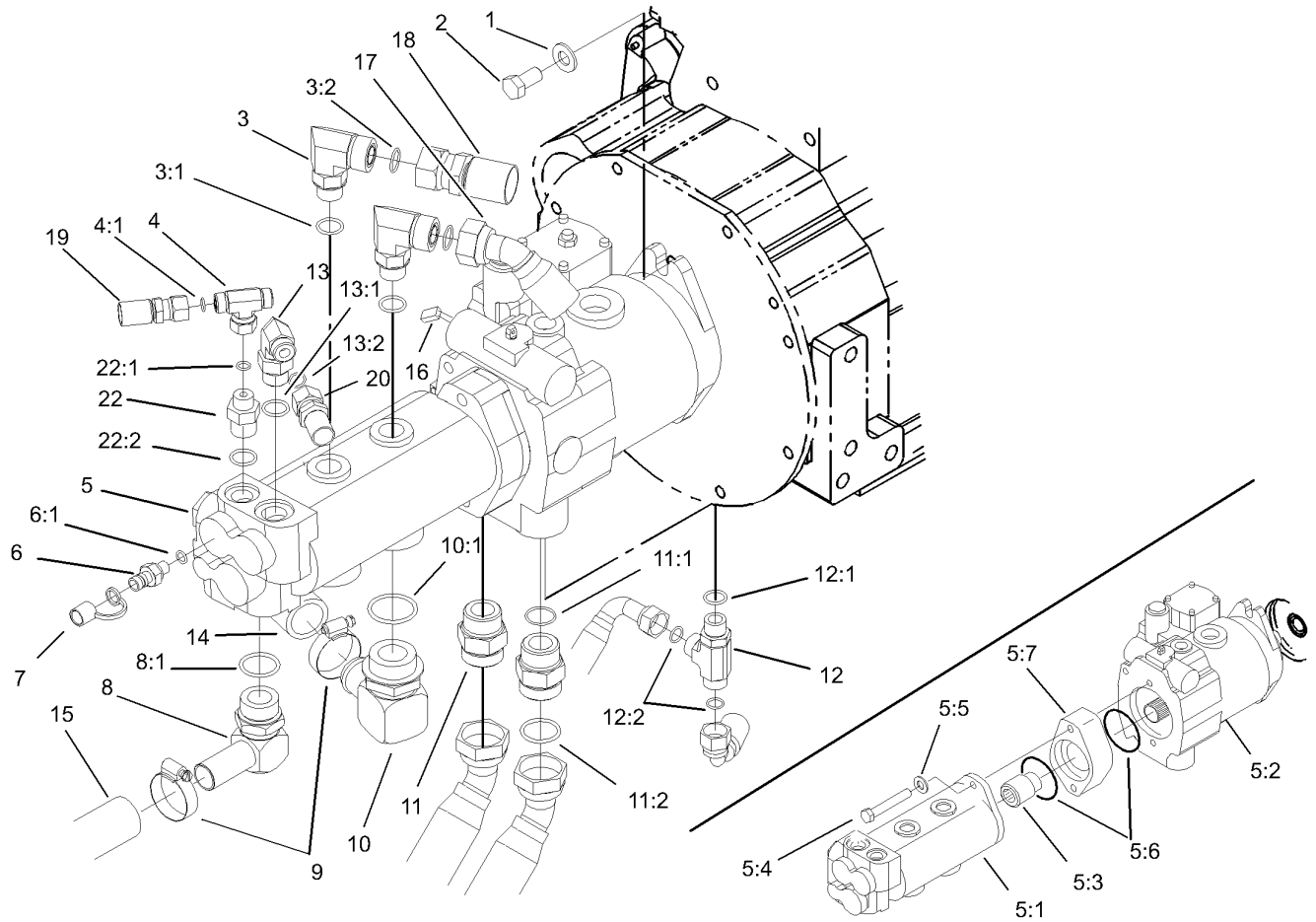
Ref	Part No.	Qty.	Description				
2	93-7977	1	Seal				
3	93-7978	1	Rod-Pull				
4	93-7983	2	Pin-Clevis				
5	93-7980	2	Link				
6	93-7979	2	Pin-Hitch				
7	93-7986	4	Disc-Stationary				
8	104-4278	3	Disc-Rotating				
9	93-7976	1	Ring-Retaining				
10	93-7984	1	Gasket				
11	104-4280	1	Actuator-Rotating				
12	93-7987	3	Spring-Extension				
13	93-7985	3	Ball				
14	353-990	2	Plug				
14:1	237-78	1	O-Ring				



Manifold Mounting and Fitting Assembly

Ref	Part No.	Qty.	Description
1	33115-016	4	Screw-HH
2	104-5492-03	1	Bracket-Mount, Filter
3	3234-5	4	Screw-HHF
4	3234-17	4	Screw-HHF
5	104-5493-03	1	Bracket-Mount, Valve
6	32128-20	6	Nut-HF
7	340-148	2	Fitting-Tee
7:1	237-81	1	O-Ring
7:2	237-58	2	O-Ring
8	93-2242	1	Oil Filter ASM
8:1	75-1310	1	Element-Filter
9	104-5471-03	1	Bracket-Valve, Filter
10	3234-1	4	Screw-HHF
11	3234-14	2	Screw-HHF
12	322-48	2	Screw-HH
13	104-5467-03	1	Bracket-Mount, Valve
15	32128-33	2	Nut-HF
16	321-14	2	Screw-HH
17	104-5516-01	1	Support-Tube
18	3230-23	2	Screw-CARR
19	340-2	4	Fitting-HYD, Straight
19:1	237-22	1	O-Ring
19:2	237-42	1	O-Ring
20	353-990	1	Plug

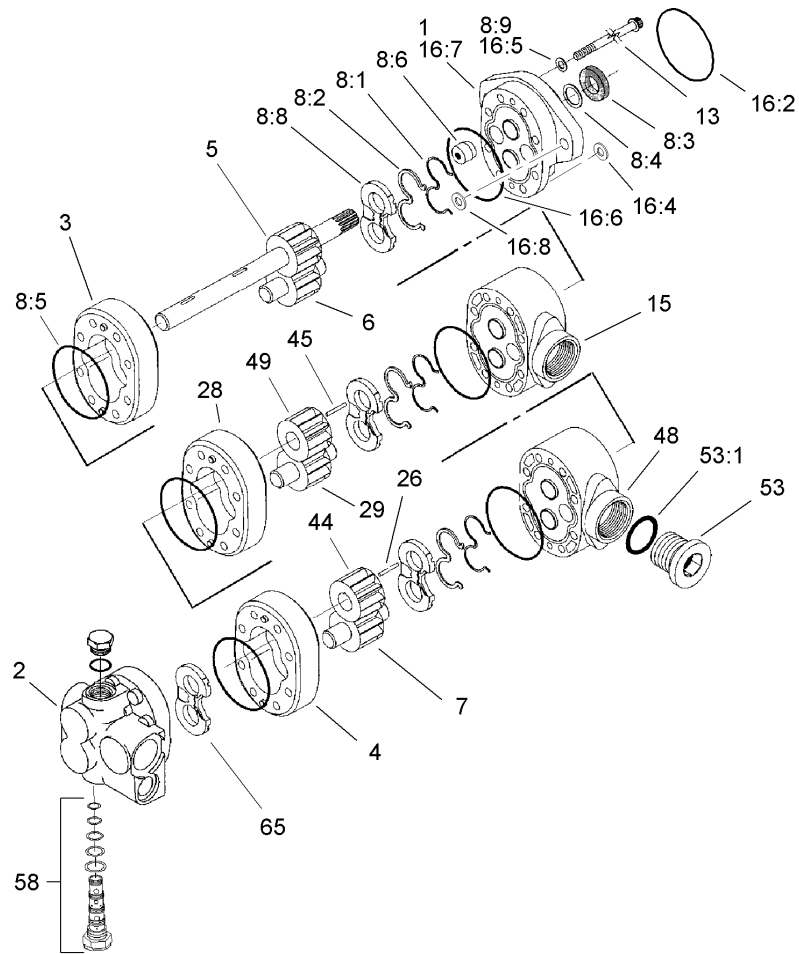
Ref	Part No.	Qty.	Description
20:1	237-78	1	O-Ring
22	104-5515	1	Manifold-Junction, Lift
24	2412-150	3	Clip-J
25	105-9868	1	Harness-Wire, Main
25:1	100-4918	1	Diode
26	3256-22	2	Washer-Flat
27	32144-14	1	Screw-HWHTF
28	3234-4	1	Screw-HHF



Hydraulic Pump Assembly

Ref	Part No.	Qty.	Description
1	87-7270	2	Washer-Thrust
2	3213-2	2	Screw-HH
3	340-16	2	Fitting-HYD, 90 DEG
3:1	237-80	1	O-Ring
3:2	237-58	1	O-Ring
4	340-166	1	Fitting-Tee, HYD
4:1	237-22	1	O-Ring
5		1	Pump ASM
5:1	105-9845	1	Triple Pump ASM
5:2	105-9846	1	Piston Pump ASM
5:3	74-9030	1	Coupler
5:4	323-32	2	Screw-HH
5:5	60-3540	2	Washer
5:6	60-3520	2	O-Ring
5:7	105-2869	1	Spacer
6	354-77	2	Fitting-Quick
6:1	237-78	1	O-Ring
7	354-79	2	Cap-Dust
8	56-9530	1	Fitting-HYD, 90 DEG
8:1	237-117	1	O-Ring
9	2412-111	2	Clamp
10	92-7526	1	Fitting-HYD, 90 DEG
10:1	237-101	1	O-Ring
11	104-3797	2	Fitting-HYD, Straight

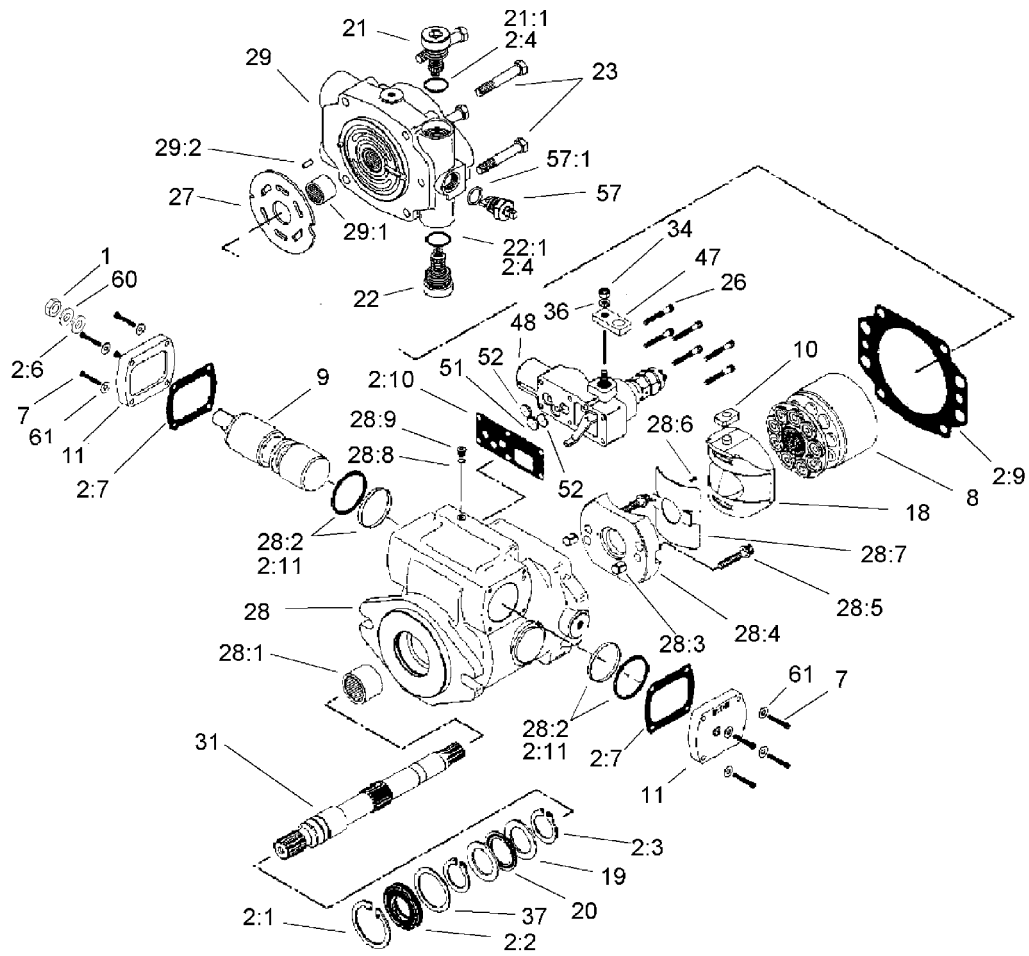
Ref	Part No.	Qty.	Description
11:1	237-146	1	O-Ring
11:2	340-65	1	O-Ring
12	340-109	1	Fitting-HYD, Tee
12:1	237-79	1	O-Ring
12:2	237-30	2	O-Ring
13	340-98	1	Fitting-HYD, 90 DEG
13:1	237-79	1	O-Ring
13:2	237-30	1	O-Ring
14	104-5482	1	Hose-Suction
15	104-5484	1	Hose-Suction
16	105-0122	1	Harness-Wire
17	105-3874	1	Hose ASM
18	105-3875	1	HYD Hose ASM
19	92-7595	1	Hose ASM
20	105-3869	1	Hose ASM
22	340-141	1	Fitting-HYD, Straight
22:1	237-22	1	O-Ring
22:2	237-80	1	O-Ring



Triple Pump Assembly No. 105-9845

Ref	Part No.	Qty.	Description
1		1	Front Plate ASM
2		1	Back Plate ASM
3		1	Body
4		1	Body
5		1	Drive Gear ASM
6		1	Gear-Idler
7		1	Gear-Idler
8	94-3015	1	Seal Kit
8:1		3	Gasket-Back Up
8:2		3	Seal-Balance
8:3	49-2640	1	Seal-Shaft
8:4	60-5890	1	Washer
8:5		6	Seal-Dust
8:6		1	Plug
8:8		3	Plate-Wear
8:9		4	Washer
13	105-9849	8	Capscrew
15		1	Plate-Adaptor
16	107-4328	1	Front Plate Kit
16:2		1	Seal-Dust
16:4		4	Washer
16:5		4	Washer-Crush
16:6		1	Seal-Dust
16:7		1	Plate-Front

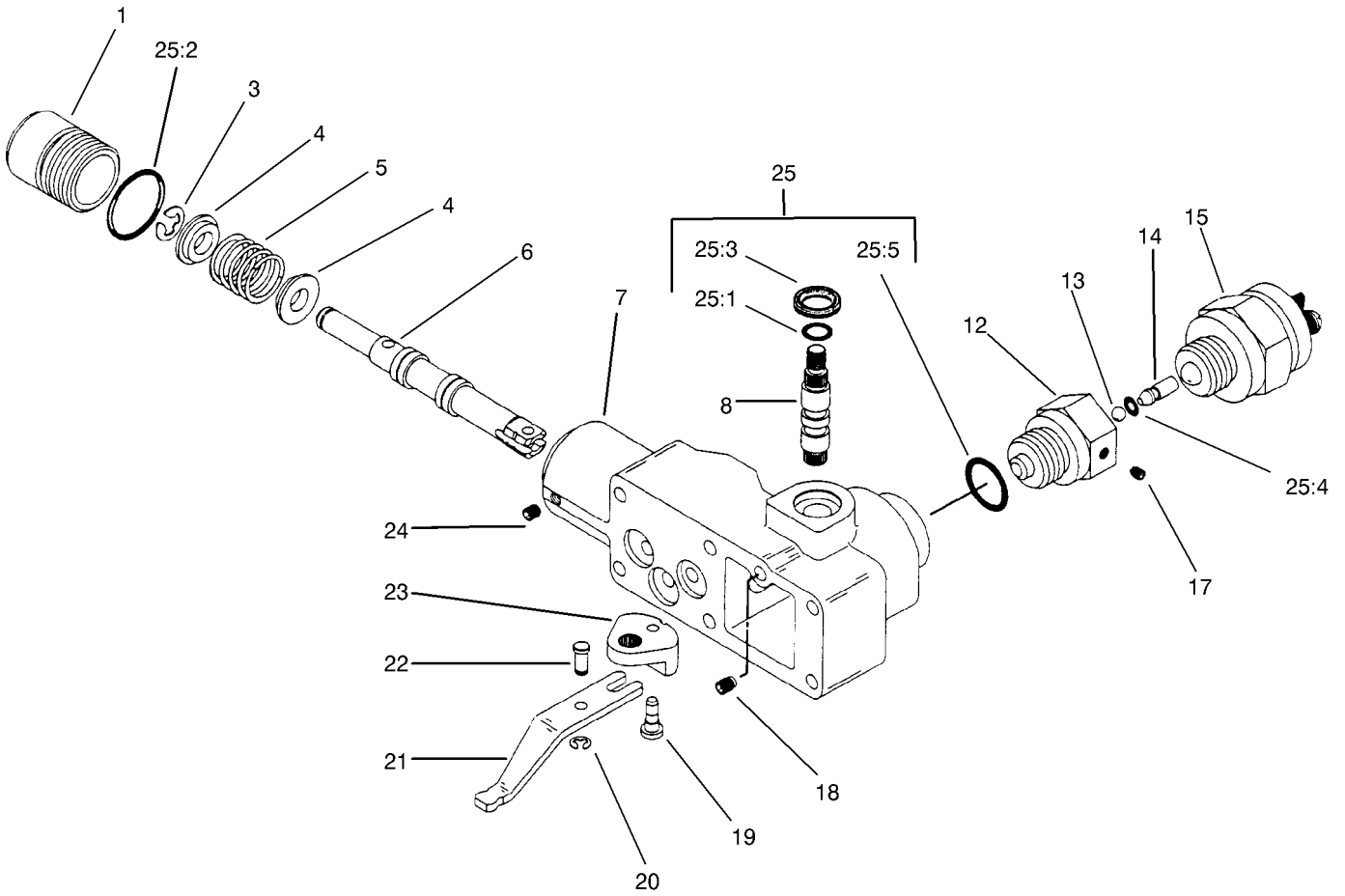
Ref	Part No.	Qty.	Description
16:8		2	Washer
26		1	Key
28		1	Body
29		1	Gear-Idler
44		1	Gear
45		1	Key
48		1	Plate-Adaptor
49		1	Gear
53	94-3013	1	Plug
53:1		1	Seal-Dust
58	107-1970	1	Valve-Proportional
65		1	Plate-Thrust



Piston Pump Assembly No. 105-9846

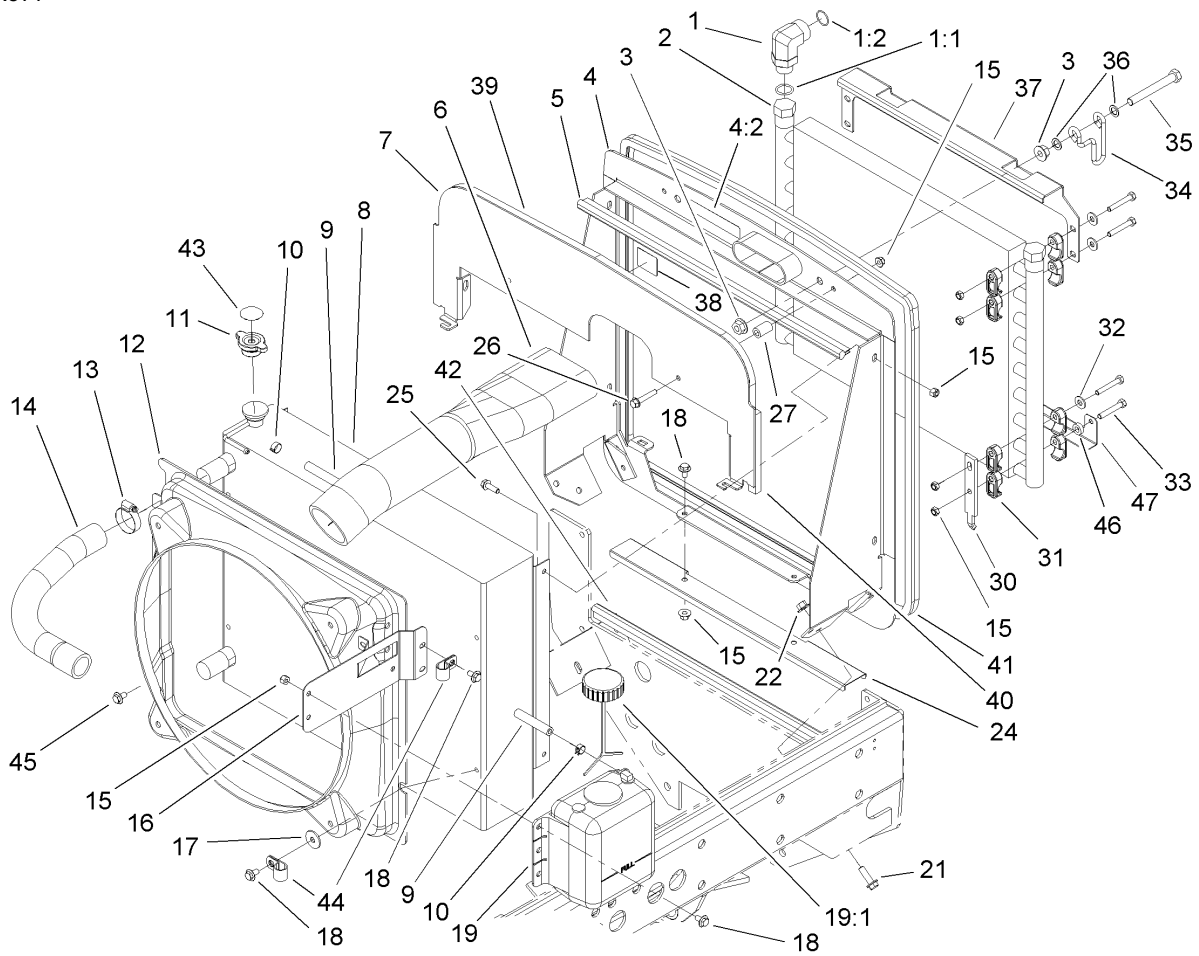
Ref	Part No.	Qty.	Description
1	3220-2	1	Nut-Jam
2	107-1561	1	Seal Kit
2:1	60-6260	1	Ring
2:2	105-3331	1	Seal-Shaft
2:3	76-7000	2	Ring-Retaining
2:4		2	Seal-Dust
2:6	94-3027	1	Washer-Seal
2:7	93-6339	2	Gasket
2:8	105-2905	1	O-Ring
2:9	105-2900	1	Gasket-Housing
2:10	105-2901	1	Gasket-Housing, Control
2:11		2	Seal ASM
2:12	74-9380	1	O-Ring
7	3274-81	8	Screw-HSH
8	105-9851	1	Rotating Kit
9	105-4572	1	Servo Piston ASM
10	94-3032	1	Follower-Piston
11	105-9853	1	Plate-Cover
18	94-3026	1	Camplate ASM
19	76-6950	2	Race-Thrust
20	76-6960	1	Bearing-Thrust
21	105-2857	1	Valve-Relief
21:1		1	Seal-Dust
22	105-2857	1	Valve-Relief

Ref	Part No.	Qty.	Description
22:1		1	Seal-Dust
23	323-45	4	Screw-HH
26	3274-59	6	Screw-HSH
27	105-9854	1	Plate-Valve
28	105-9855	1	Housing ASM
28:1		1	Bearing
28:2		2	Seal ASM
28:3		2	Dowel-Bushing
28:4		1	Cradle ASM
28:5		2	Screw
28:6		1	Screw
28:7		1	Bushing
28:8		1	Seal-Dust
28:9		1	Plug
29	105-9856	1	Backplate ASM
29:1		1	Bearing
29:2		1	Pin-Roll
31	105-2861	1	Shaft-Drive
34	3217-5	1	Nut-Hex
36	3253-3	1	Washer-Lock
37	60-6240	1	Washer
47	94-3031	1	Arm-Control
48	93-6306	1	Control ASM
51	105-2909	1	Orifice-Control



Control Assembly No. 93-6306

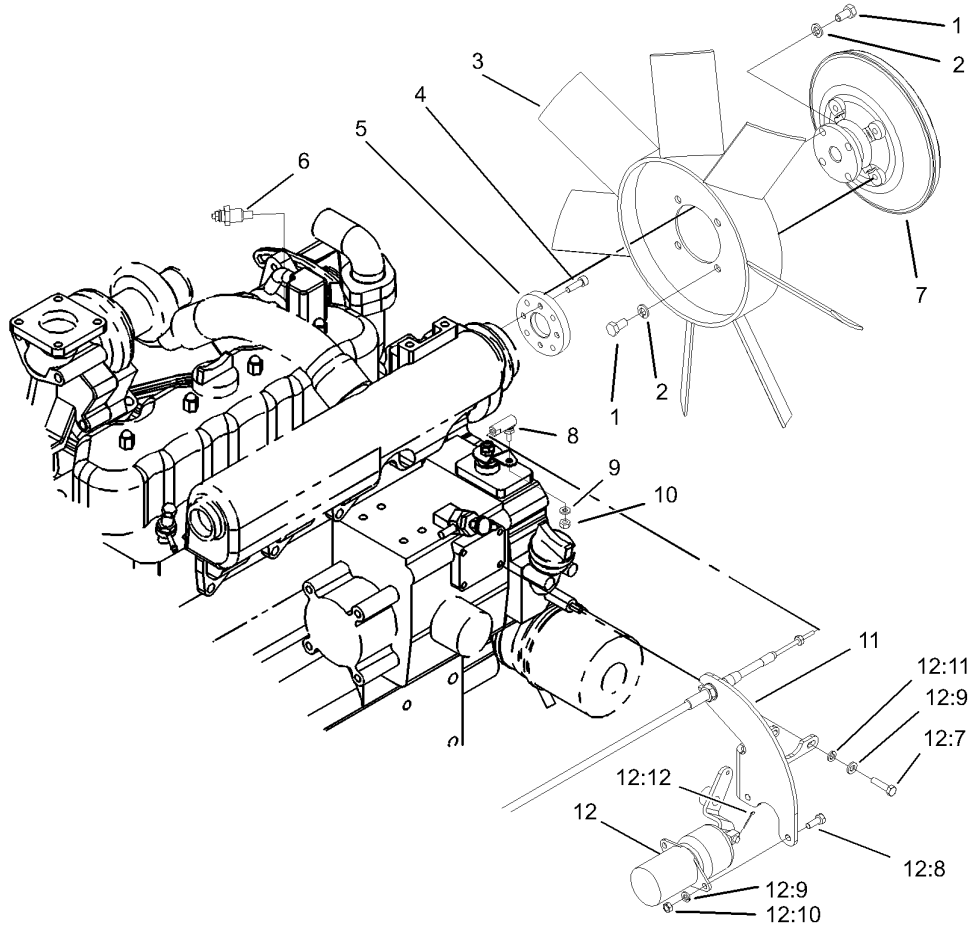
Ref	Part No.	Qty.	Description
⓪1		1	Plug
⓪3		1	Ring-Retaining
⓪4		2	Retainer-Spring
⓪5		1	Spring
⓪6		1	Valve-Spool
⓪7		1	Housing-Control
⓪8		1	Shaft-Input
⓪12		1	Adaptor
⓪13		1	Ball
⓪14		1	Pin
15	94-3043	1	Switch-Safety, Neutral
⓪17		1	Screw-Set
⓪18		1	Screw-Set
⓪19		1	Pin
⓪20		1	Ring-Retaining
⓪21		1	Link
⓪22		1	Pin-Dowel
⓪23		1	Crank-Bell
⓪24		1	Screw-Set
25	94-3044	1	Seal Kit
⓪25:1		1	Seal-Dust
⓪25:2		1	Seal-Dust
⓪25:3		1	Seal-Wiper
⓪25:4		1	Seal-Dust
⓪25:5		1	Seal-Dust



Radiator Assembly

Ref	Part No.	Qty.	Description
1	104-3796	2	Fitting-HYD, 90 DEG
1:1	237-81	1	O-Ring
1:2	340-65	1	O-Ring
2	108-4008	1	Cooler-Oil
3	32128-49	4	Nut-HHF
4	105-3994	1	Bracket-Radiator
4:2	93-7272	1	Decal-Warning
5	104-2223	1	Seal-Bulb
6	100-5550	1	Hose-Cleaner, Air
7	105-3934-03	1	Bracket-Seal, Hood
8	107-0244	1	Radiator
9	71-3370	2	Hose
10	92-2379	3	Clamp-Hose
11	93-5957	1	Cap-Radiator
12	99-5428	1	Shroud-Radiator
13	2412-111	4	Clamp
14	100-5547	2	Hose-Radiator
15	104-8300	19	Nut-Flange, NI
16	100-5505-03	1	Bracket-Tank
17	99-2900	4	Washer-Flat
18	3234-7	9	Screw-HHF
19	104-2276	1	Reservoir-Coolant
19:1	87-7050	1	Cap-Reservoir
21	3234-11	4	Screw-HHF

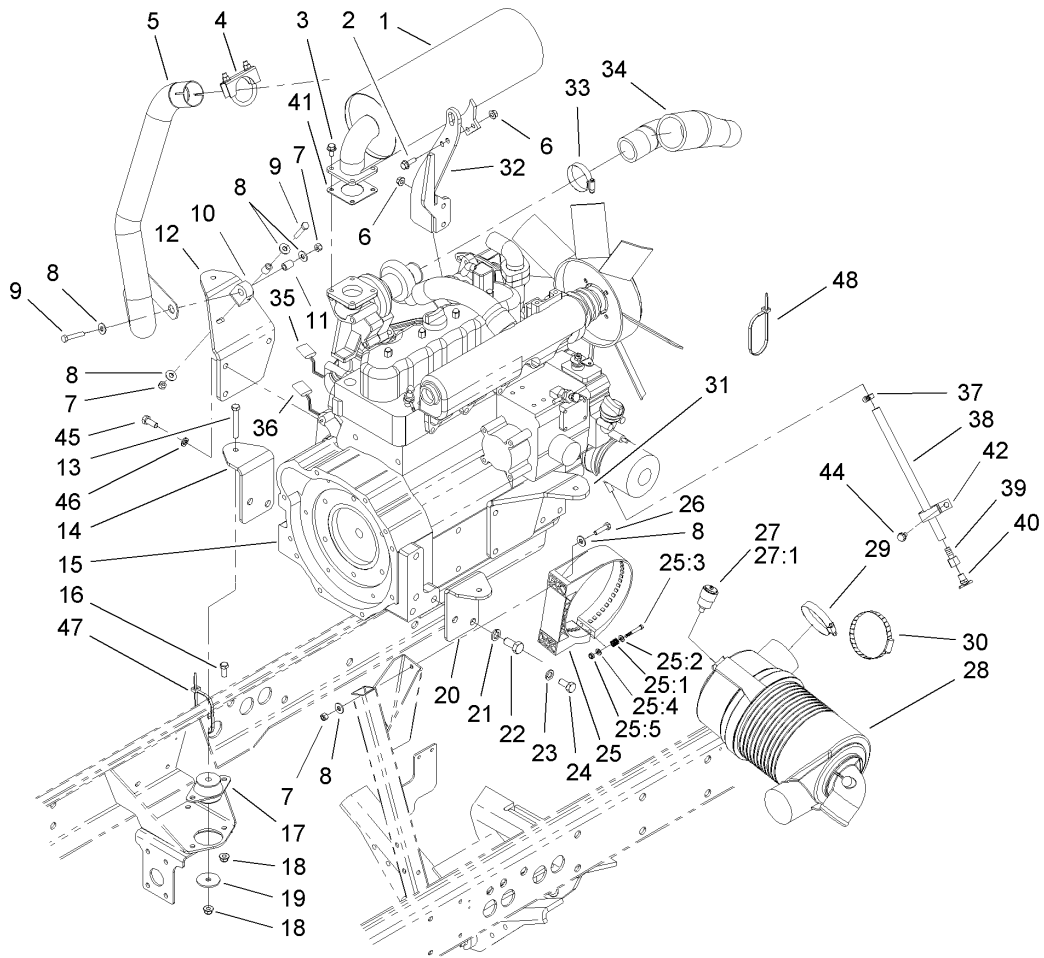
Ref	Part No.	Qty.	Description
22	32128-43	4	Nut-Flange
24	104-5426-03	1	Cover-Bottom
25	3234-17	4	Screw-HHF
26	94-5780	2	Screw-HWH
27	93-6981	2	Spacer
30	104-5460-03	2	Plate-Mount, Oil Cooler
31	105-3943	16	Clamp-Cooler, Oil
32	3256-23	12	Washer-Flat
33	322-10	8	Screw-HH
34	104-5429	2	Clamp-Form, Wire
35	325-17	2	Screw-HH
36	41-8440	4	Washer
37	104-5428-03	1	Bracket-Oil Cooler, Top
38	93-7275	1	Decal-Fluid, Starting
39	105-9233	1	Seal-Foam
40	105-9236	2	Seal-Foam
41	105-9814	1	Seal-Bulb
42	105-9858	1	Seal-Bulb
43	106-6755	1	Decal-Cap, Radiator
44	2412-81	2	Clamp-R
45	3234-28	2	Screw-HHF
46	104-1156	2	Spacer
47	108-4019-03	1	Bracket-Cooler, Oil



Fan and Solenoid Assembly

Ref	Part No.	Qty.	Description
1	322-2	8	Screw-HH
2	3253-4	8	Washer-Lock
3	105-0750	1	Fan
4	52-6290	4	Screw-HSH
5	100-3066	1	Adapter-Fan
6	98-9346	1	Sender-Temperature
7	104-2212	1	Clutch-Fan
8	2411-38	1	Joint-Ball
9	3256-51	1	Washer-Flat
10	3296-21	1	Nut-Lock, NI
11	104-7540-03	1	Support-Cable
12	98-3817	1	Solenoid Kit
12:7	33113-025	3	Screw-HH
12:8	33113-016	2	Screw-HH
12:9	48-8020	5	Washer-Spring
12:10	33013-00	2	Nut-Hex
12:11	33093-00	3	Washer-Flat
12:12	3272-2	1	Pin-Cotter

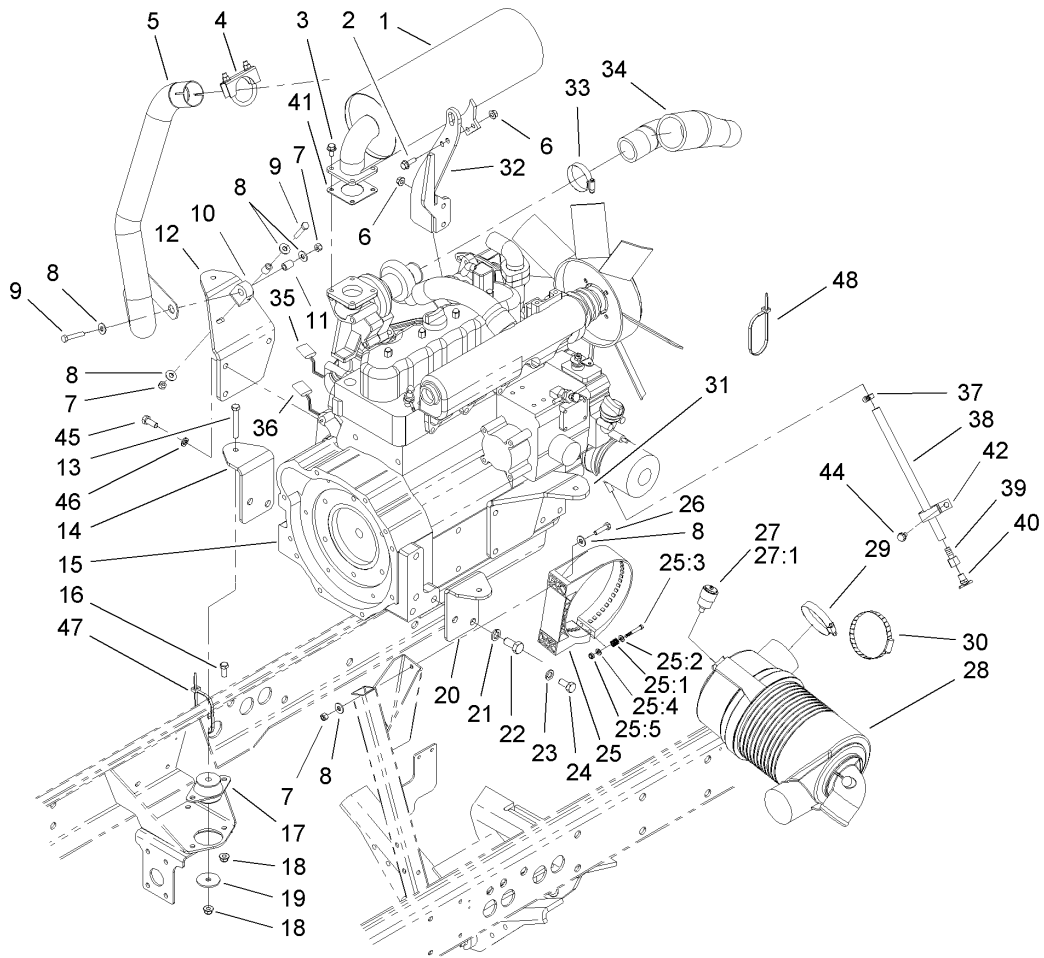
Ref	Part No.	Qty.	Description



Engine Installation Assembly

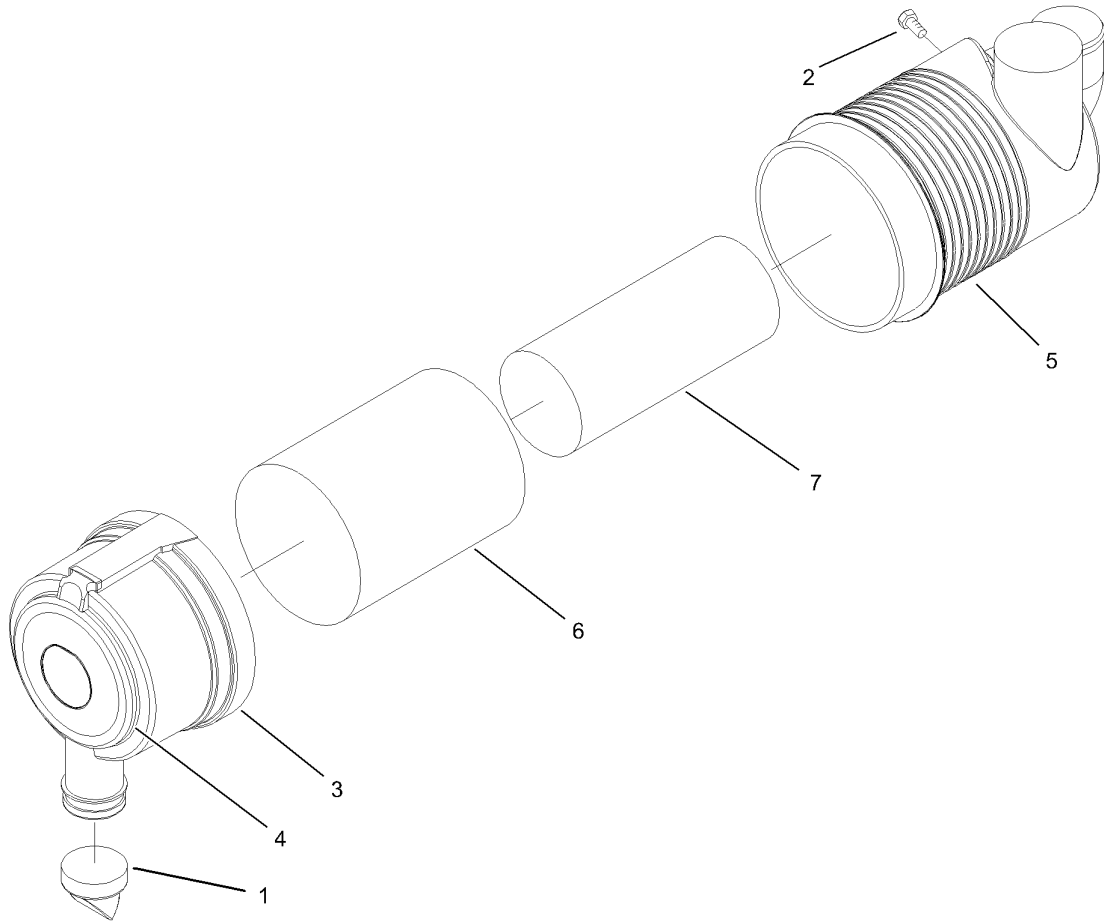
Ref	Part No.	Qty.	Description
1	99-5424	1	Muffler-Turbo
2	33104-025	2	Screw-HHF
3	33104-016	4	Screw-HHF
4	18-2130	1	Clamp ASM
5	104-5461	1	Pipe-Exhaust
6	33004-00	4	Nut-HF
7	3296-29	4	Nut-Lock, NI
8	3256-3	8	Washer-Flat
9	322-9	2	Screw-HH
10	95-5622	1	Hanger-Rubber
11	93-5023	2	Spacer
12	106-2048-03	1	Mount-Engine, RH
13	323-13	4	Screw-HH
14	100-3148-03	1	Mount-Engine, RH
15	107-4302	1	Engine-Turbo, Kubota
16	3234-11	10	Screw-HHF
17	53-9682	4	Support-Engine, Rubber
18	104-8301	14	Nut-Flange, NI
19	63-7400	4	Washer-Rebound
20	100-3147-03	1	Mount-Engine, LH
21	43-5950	4	Washer-Lock, Spring
22	43-3210	4	Screw-HH
23	48-8070	5	Washer-Lock
24	42-9250	5	Bolt

Ref	Part No.	Qty.	Description
25	99-5414	1	Strap-Cleaner, Air
25:1	108-1512	2	Spring
25:2	3256-22	2	Washer-Flat
25:3	33113-050	2	Screw-HH
25:4	33093-00	2	Washer-Flat
25:5	33023-00	2	Nut-Lock
26	322-6	2	Screw-HH
27	104-3563	1	Indicator
27:1	94-1416	1	Indicator Adapter ASM
28	99-5410	1	Cleaner-Air
29	2412-125	1	Clamp-Hose
30	2412-110	1	Clamp-Hose
31	106-2049-03	1	Mount-Engine, LH
32	99-5421-03	1	Bracket-Mounting
33	2412-92	1	Clamp-Hose
34	99-5415	1	Hose-Cleaner, Air
35	99-3441	1	Harness-Wire, Fusible Link
36	105-9869	1	Harness-Wire, Engine
37	2412-108	2	Clamp-Worm
38	99-7376	1	Hose-Breather
39	354-94	1	Fitting-Female, Barbed
40	93-5528	1	Fitting-Cock, Drain
41	100-9333	1	Gasket-Muffler
42	2412-150	1	Clip-J



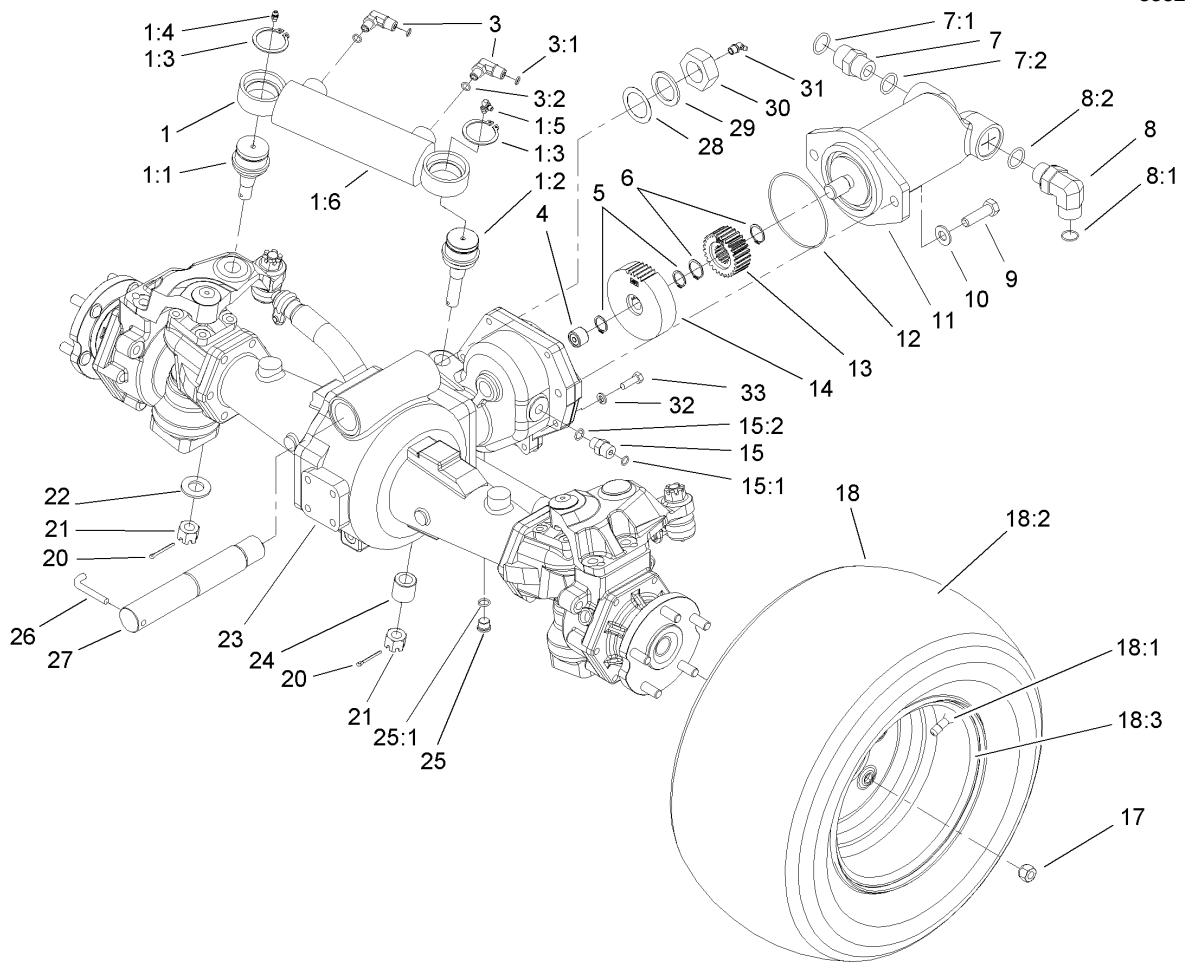
Engine Installation Assembly (continued)

Ref	Part No.	Qty.	Description				
44	32144-14	1	Screw-HWHTF				
45	43-0090	1	Screw-HH				
46	48-9590	1	Washer-Lock				
47	3290-378	1	Tie-Cable				
48	3290-379	2	Tie-Cable				



Air Cleaner Assembly No. 99-5410

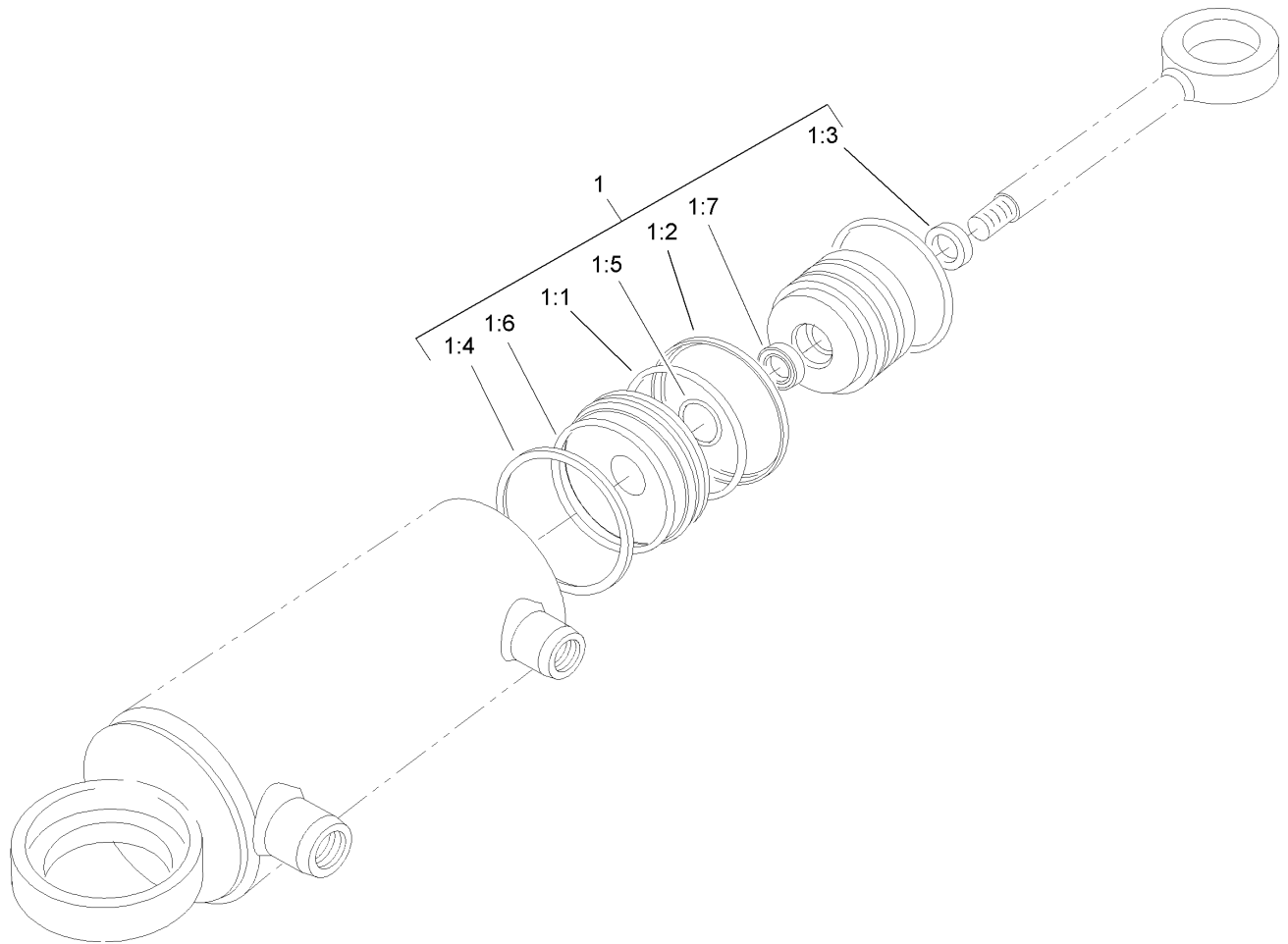
Ref	Part No.	Qty.	Description
1	104-4258	1	Valve-Vacuator
2		1	Plug-Pipe
3	104-4259	1	Cover ASM
4		1	Marking
5		1	Body ASM
6	108-3814	1	Filter-Air
7	108-3816	1	Filter-Air



Rear Axle Assembly

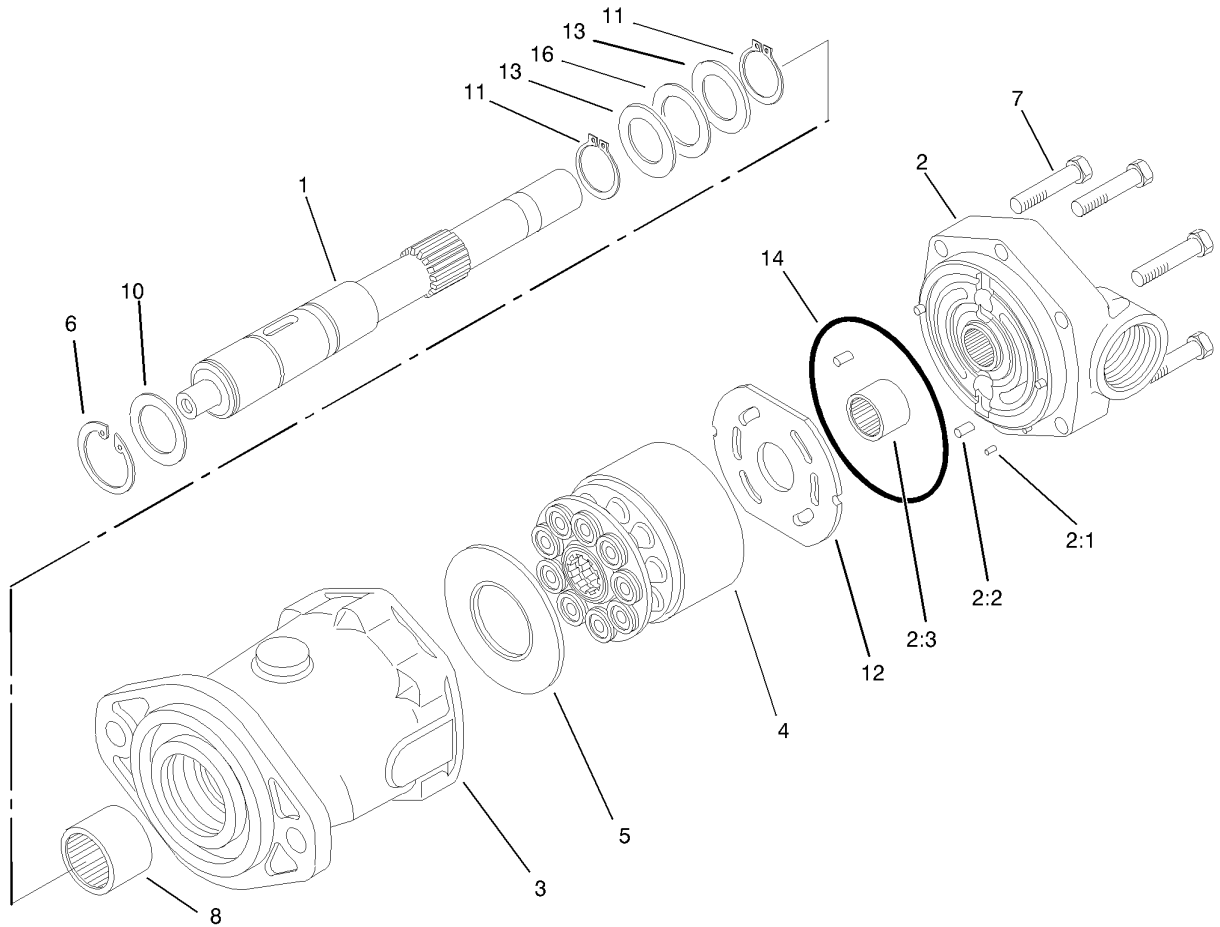
Ref	Part No.	Qty.	Description
1	105-9861	1	Steering Cylinder ASM
1:1	106-6774	1	Joint-Ball
1:2	100-3795	1	Joint-Ball
1:3	32151-104	2	Ring-Retaining, External
1:4	302-5	1	Fitting-Grease
1:5	302-60	1	Fitting-Grease, 90 DEG
1:6	107-1976	1	Cylinder-Steering, HYD
3	340-97	2	Fitting-HYD, 90 DEG
3:1	237-22	1	O-Ring
3:2	237-78	1	O-Ring
4	74-5700	1	Bearing-Needle, Roller
5	32120-15	2	Ring-Snap, EXT
6	32120-76	2	Ring-Snap, EXT
7	340-9	1	Fitting-Straight
7:1	237-58	1	O-Ring
7:2	237-81	1	O-Ring
8	340-142	1	Fitting-HYD, 90 DEG
8:1	237-58	1	O-Ring
8:2	237-81	1	O-Ring
9	325-7	2	Screw-HH
10	3256-26	2	Washer-Flat
11	105-1219	1	Motor-Piston
12	237-166	1	O-Ring
13	104-5663	1	Pinion-28T

Ref	Part No.	Qty.	Description
14	104-5664	1	Gear-44T
15	340-2	1	Fitting-HYD, Straight
15:1	237-22	1	O-Ring
15:2	237-42	1	O-Ring
17	93-5268	10	Nut-Lug
18		2	Tire And Wheel ASM
18:1	232-27	1	Stem-Valve
18:2	104-0451	1	Tire-Turf, Trac
18:3	105-9219	1	Wheel
20	3272-11	2	Pin-Cotter
21	32136-14	2	Nut-SHH
22	92-5836	1	Washer
23	100-3784	1	Drive Axle ASM
24	100-3796	1	Spacer-Joint, Ball
25	353-989	1	Plug-Hex, Hollow
25:1	237-42	1	O-Ring
26	100-3771	1	Pin-Stop
27	100-3770	1	Pin-Axle, Pivot
28	92-1765	1	Washer-Thrust
29	98-3867	2	Washer-Thrust
30	3296-68	1	Nut-Lock, NI
31	302-33	1	Fitting-Grease
32	3253-4	6	Washer-Lock
33	33114-025	6	Screw-HH



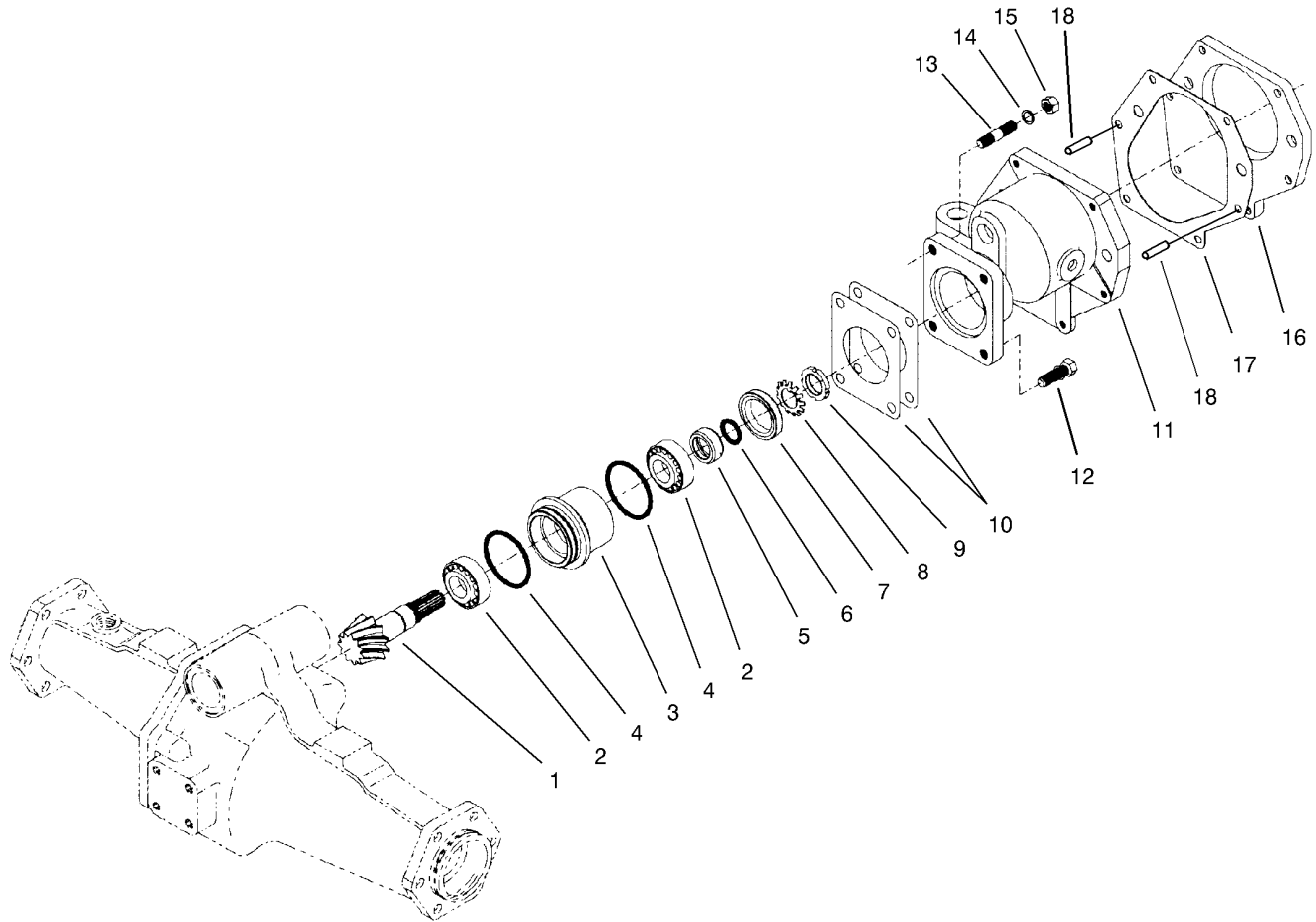
Hydraulic Cylinder Assembly No. 107-1976

Ref	Part No.	Qty.	Description
1	107-0245	1	Seal Kit
②1:1		1	Seal-Dust
②1:2		1	Back-Up
②1:3		1	Wiper
②1:4		1	Seal ASM
②1:5		1	Seal-Dust
②1:6		1	Seal-Dust
②1:7		1	Seal ASM



Piston Motor Assembly No. 105-1219

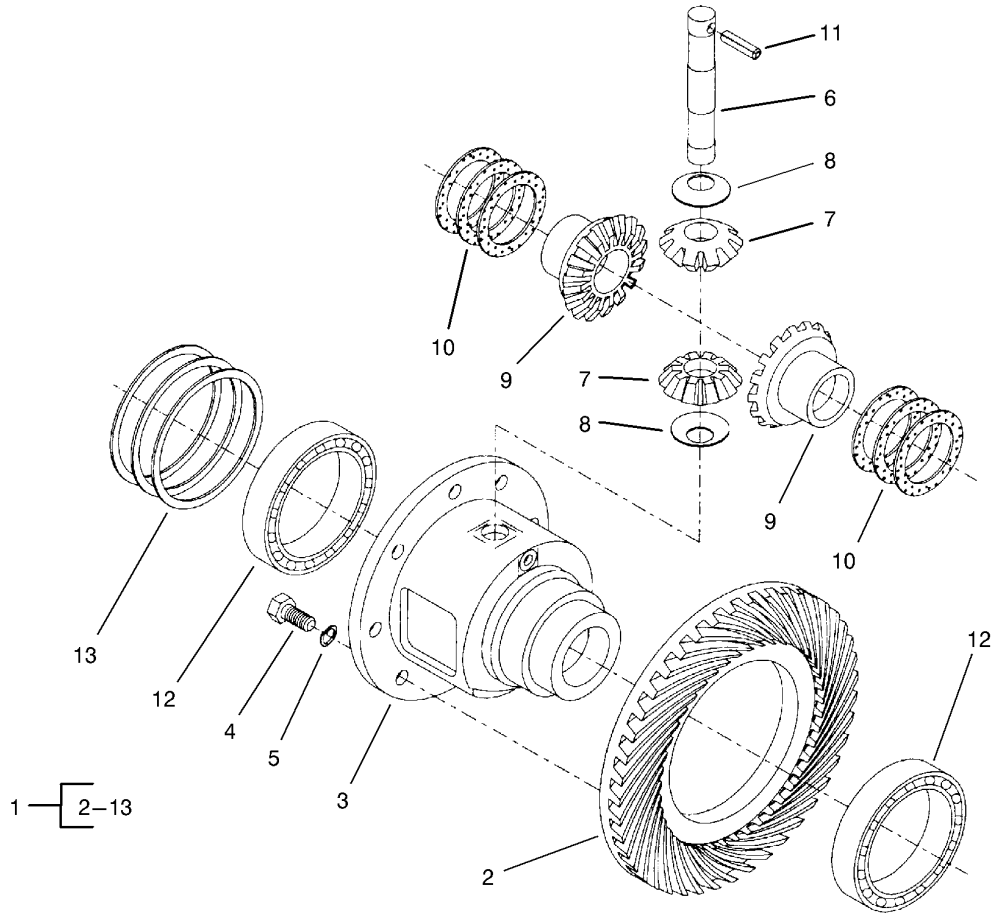
Ref	Part No.	Qty.	Description
1	105-2853	1	Shaft-Drive
2	100-2551	1	Backplate
2:1		3	Pin-Dowel
2:2		1	Pin-Dowel
2:3		1	Bearing-Needle
2:3		1	Housing
4	76-6910	1	Rotating Kit
5	76-6970	1	Insert-Plate, Cam
6	60-6260	1	Ring
7	94-3002	6	Capscrew
8	63-4390	1	Bearing-Needle
10	76-7020	1	Spacer
11	76-7000	2	Ring-Retaining
12	94-3003	1	Plate-Valve
13	76-6950	2	Race-Thrust
14	76-6980	1	O-Ring
16	76-6960	1	Bearing-Thrust



**Bevel Pinion Shaft Assembly
Rear Axle Assembly No. 100-3784**

Ref	Part No.	Qty.	Description
1	100-2555	1	Ring And Pinion Matched Set
2	99-7570	2	Bearing-Roller, Taper
3	95-7534	1	Case-Bearing
4	99-7571	2	O-Ring
5	99-7572	1	Collar-Seal, Oil
6	99-7573	1	O-Ring
7	99-7574	1	Seal-Oil
8	99-7559	1	Washer-Lock
9	99-7560	1	Nut-Lock
10	99-7550	2	Shim 0.1
10	99-7551	2	Shim 0.2
11	95-7533	1	Case-Gear
12	99-7575	2	Bolt
13	98-7735	2	Stud
14	99-7527	2	Washer-Spring
15	99-7526	2	Nut
16	95-7541	1	Plate-Cover
17	95-7540	1	Gasket
18	104-2353	2	Pin-Dowel

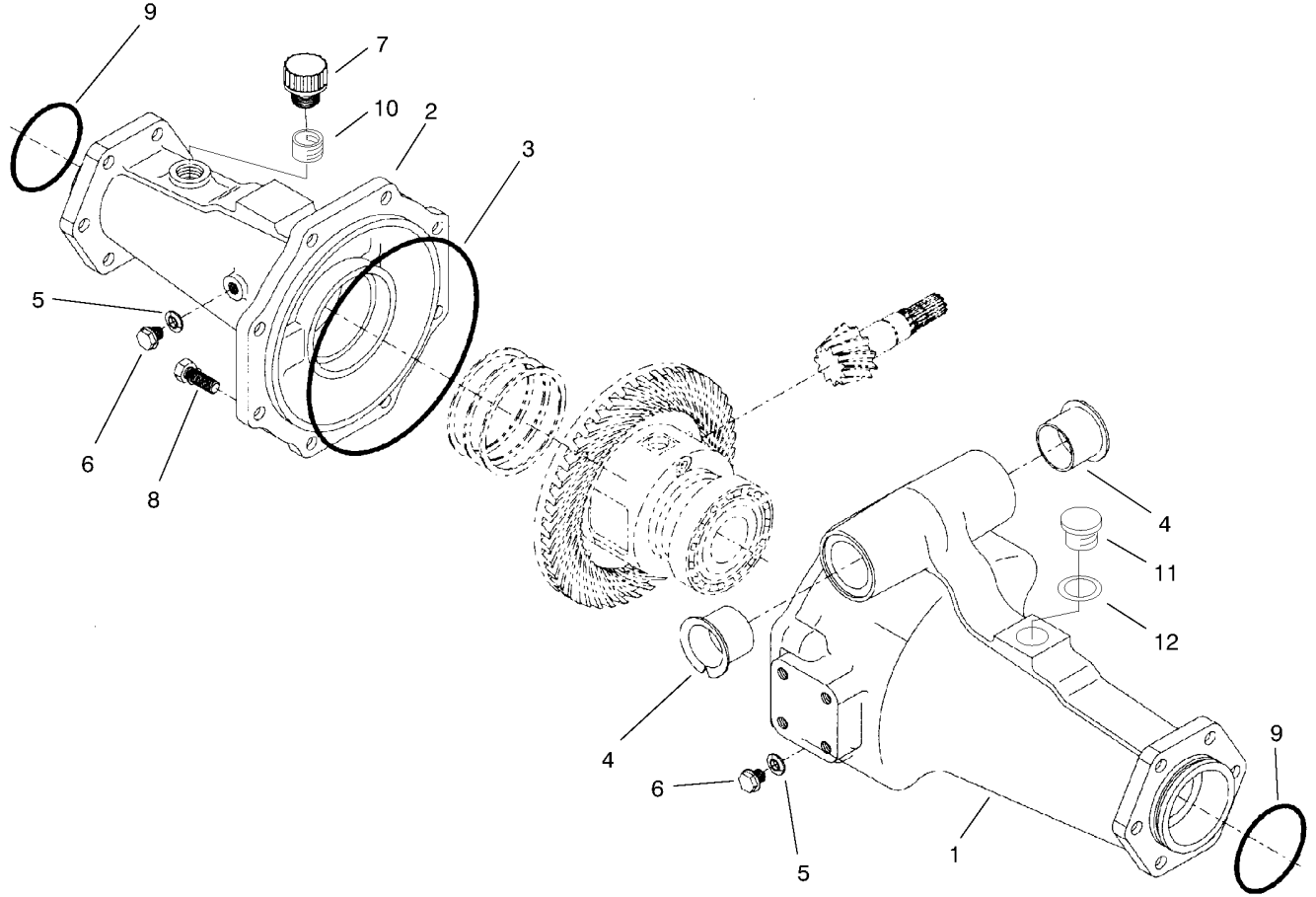
--	--	--	--



Differential Assembly Rear Axle Assembly No. 100-3784

Ref	Part No.	Qty.	Description
1	95-7503	1	Differential ASM
2	100-2555	1	Ring And Pinion Matched Set
3	95-7502	1	Case-Differential
4	99-7576	8	Bolt
5	99-7577	8	Washer-Spring
6	99-7578	1	Shaft-Differential
7	99-7579	2	Pinion-Differential
8	99-7580	2	Washer-Differential
9	99-7581	2	Gear-Differential
10	99-7582	2	Washer-Differential
10	99-7583	2	Washer-Differential
10	99-7584	2	Washer-Differential
11	99-7588	1	Pin-Spring
12	99-7562	2	Bearing-Ball
13	99-7585	2	Shim 0.1
13	99-7586	2	Shim 0.2
13	99-7587	2	Shim 0.4

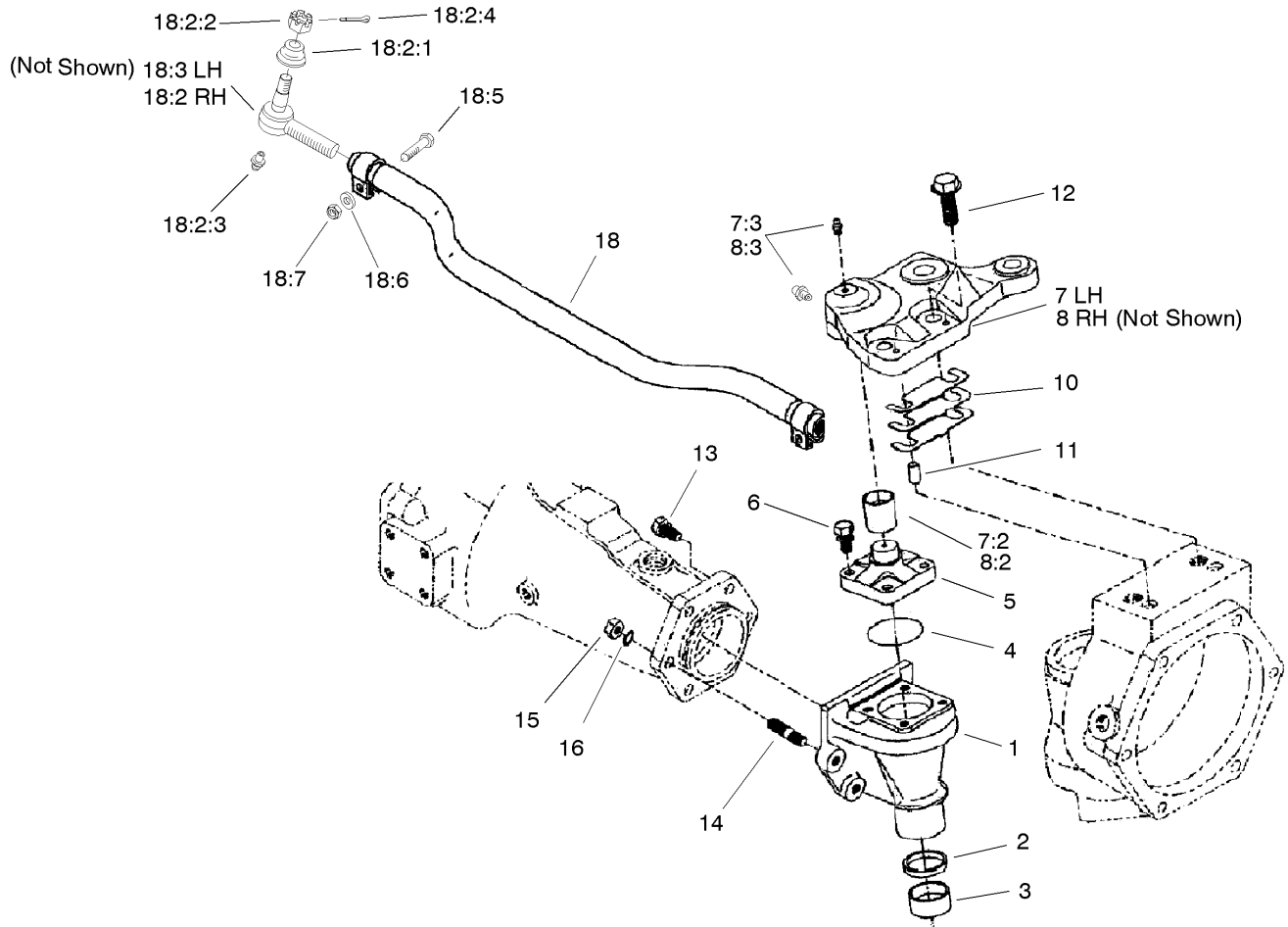
--	--	--	--



**Axle Support Assembly
Rear Axle Assembly No. 100-3784**

Ref	Part No.	Qty.	Description
1	95-7508	1	Support-Axle
2	95-7506	1	Support-Axle
3	95-7507	1	O-Ring
4	95-7537	2	Bushing-Flanged
5	99-7590	2	Washer-Seal
6	99-7589	2	Plug
7	99-7591	1	Oil Plug ASM
8	99-7592	8	Bolt
9	106-1068	2	O-Ring
10	104-2377	1	Extension-Vent
11	104-8643	1	Plug
12	104-8644	1	O-Ring

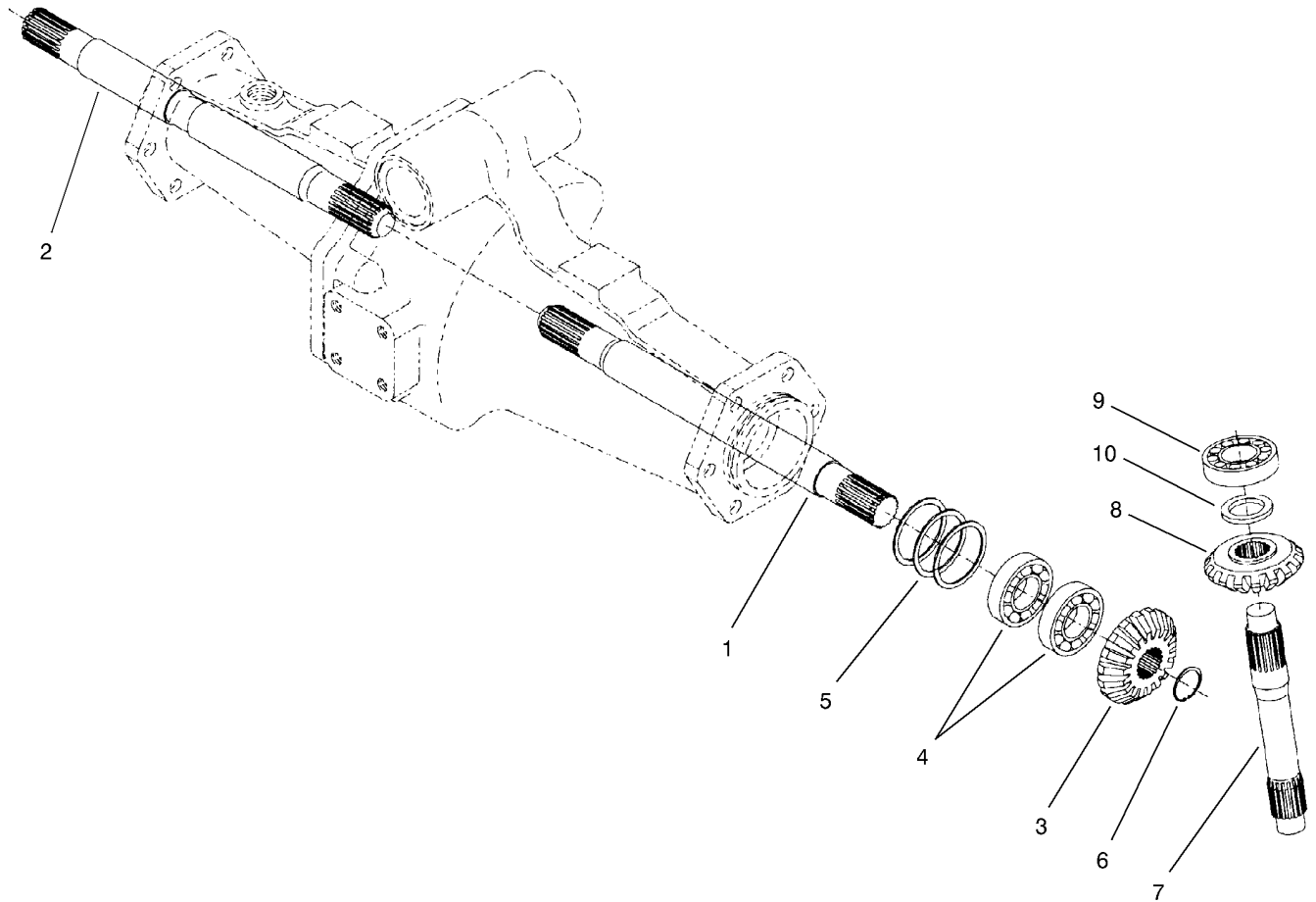
Ref	Part No.	Qty.	Description



Bevel Gear Case Assembly Rear Axle Assembly No. 100-3784

Ref	Part No.	Qty.	Description
1	95-7538	2	Case-Gear, Bevel
2	100-2557	2	Seal-Oil
3	104-2378	2	Bushing
4	106-1069	2	O-Ring
5	104-2373	2	Knuckle
6	104-2374	8	Bolt
7	100-3768	1	LH Steering Arm ASM
7:2	104-8634	1	Bushing
7:3	106-1104	2	Fitting-Grease
8	100-3766	1	RH Steering Arm ASM
8:2	104-8634	1	Bushing
8:3	106-1104	2	Fitting-Grease
10	95-7547	2	Shim 0.1
10	95-7548	2	Shim 0.2
10	95-7549	2	Shim 0.3
11	99-7597	4	Pin-Dowel
12	104-2375	4	Bolt
13	99-7599	8	Bolt
14	99-7525	4	Stud
15	99-7526	4	Nut
16	99-7527	4	Washer-Spring
18	106-1111	1	Steering Tie Rod ASM
18:2	106-1113	1	Tie Rod End ASM - RH Thread
18:2:1	100-3853	1	Cover-Dust

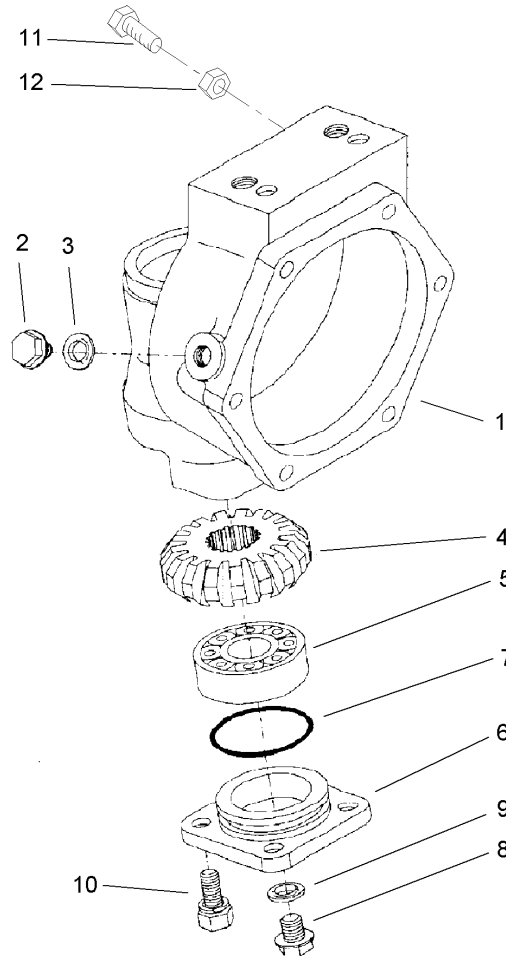
Ref	Part No.	Qty.	Description
18:2:2	100-3854	1	Nut-Castle
18:2:3	106-1104	1	Fitting-Grease
18:2:4	3272-11	1	Pin-Cotter
18:3	106-1112	1	Tie Rod End ASM - LH Thread
●18:3:1	100-3853	1	Cover-Dust
●18:3:2	100-3854	1	Nut-Castle
●18:3:3	106-1104	1	Fitting-Grease
●18:3:4	3272-11	1	Pin-Cotter
18:5	100-3855	2	Bolt
18:6	99-7527	2	Washer-Spring
18:7	99-7526	2	Nut



Bevel Gear Shaft Assembly Rear Axle Assembly No. 100-3784

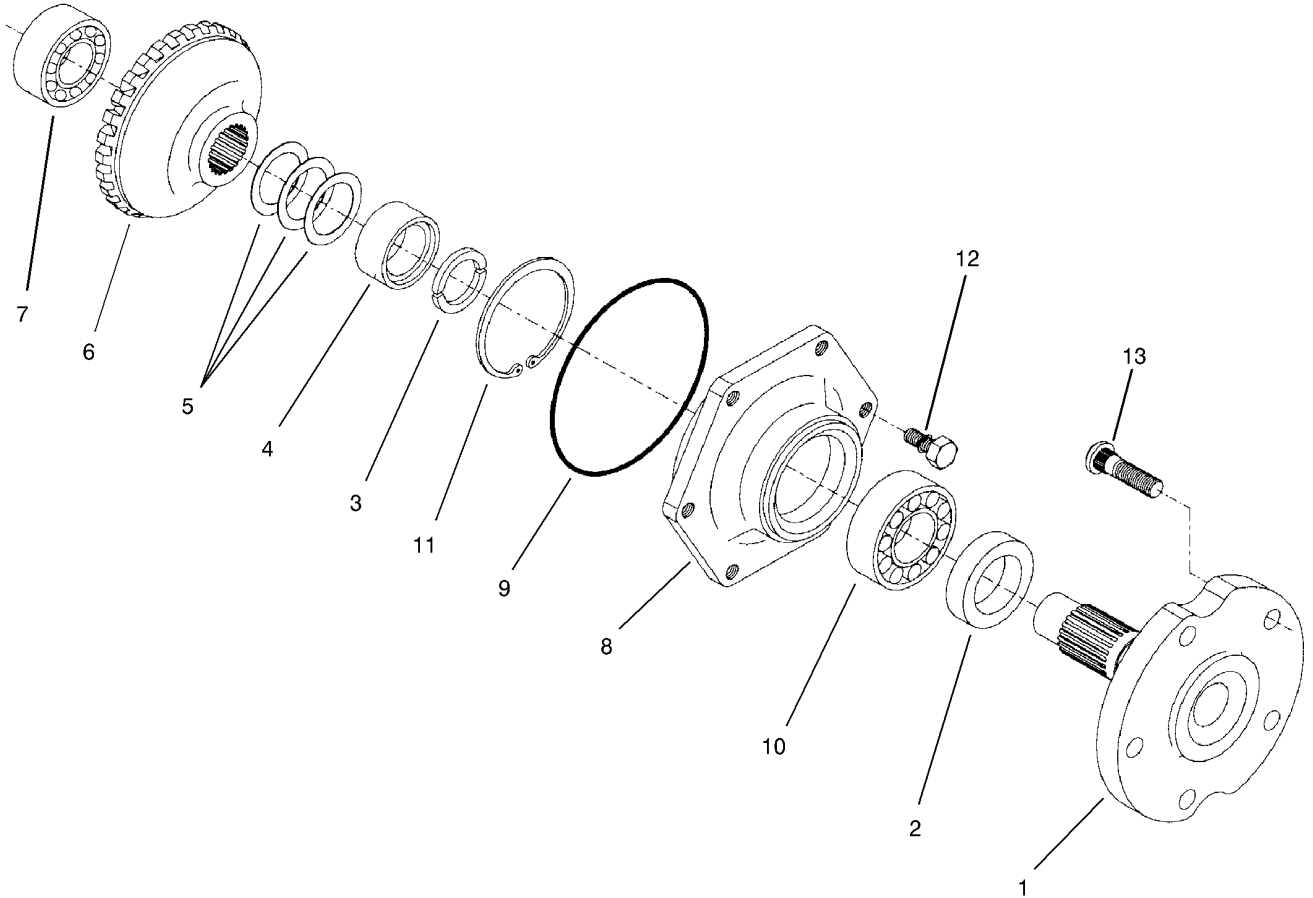
Ref	Part No.	Qty.	Description
1	95-7509	1	Shaft-Gear, Differential
2	95-7512	1	Shaft-Gear, Differential
3	95-7517	2	Gear-Bevel, 15 Tooth
4	99-7530	4	Bearing-Ball
5	99-7552	2	Shim 0.1
5	99-7553	2	Shim 0.2
5	99-7554	2	Shim 0.5
6	99-7531	2	Clip
7	95-7529	2	Shaft-Gear, Bevel
8	95-7519	2	Gear-Bevel, 17 Tooth
9	99-7532	2	Bearing-Roller, Taper
10	99-7558	2	Collar

--	--	--	--



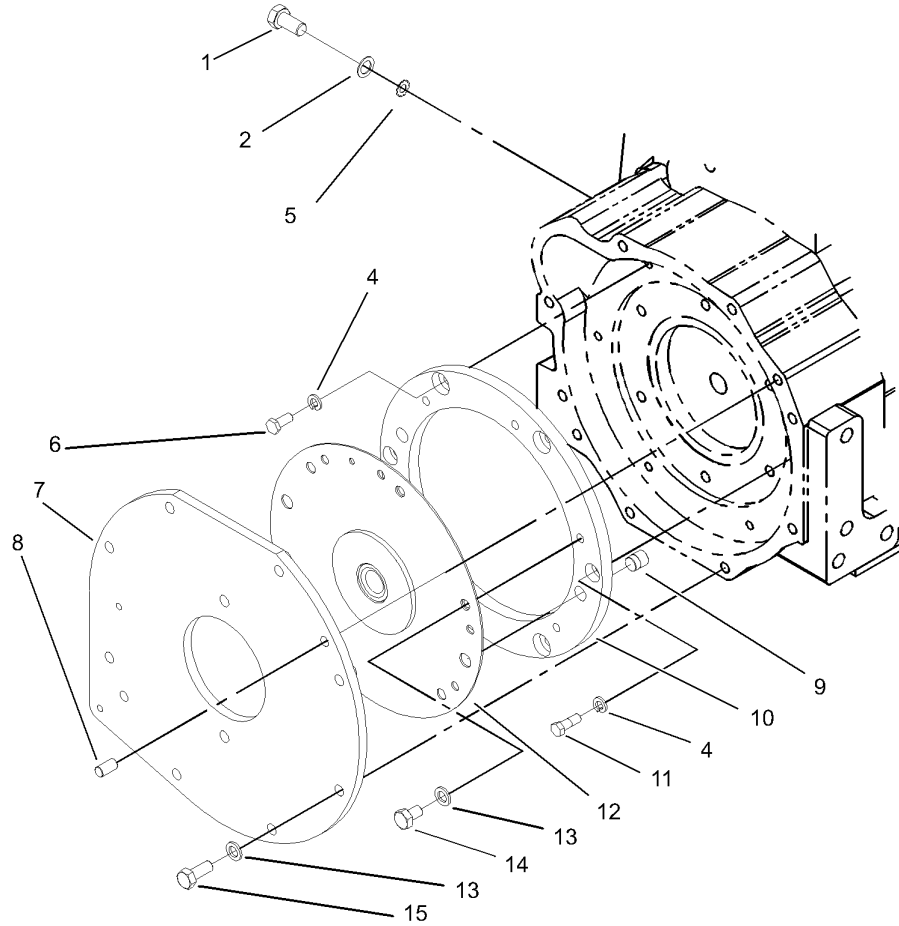
Axle Case Assembly Rear Axle Assembly No. 100-3784

Ref	Part No.	Qty.	Description				
1	95-7531	2	Case-Axle				
2	99-7535	2	Plug				
3	99-7536	2	Washer-Seal				
4	95-7527	2	Gear-Bevel, 17 Tooth				
5	99-7532	2	Bearing-Roller, Taper				
6	100-2560	2	Cover				
7	100-2561	2	O-Ring				
8	99-7589	2	Plug				
9	99-7590	2	Washer-Seal				
10	100-2562	8	Bolt				
11	106-1102	2	Bolt-Stop				
12	106-1103	2	Nut				



Axle Assembly Rear Axle Assembly No. 100-3784

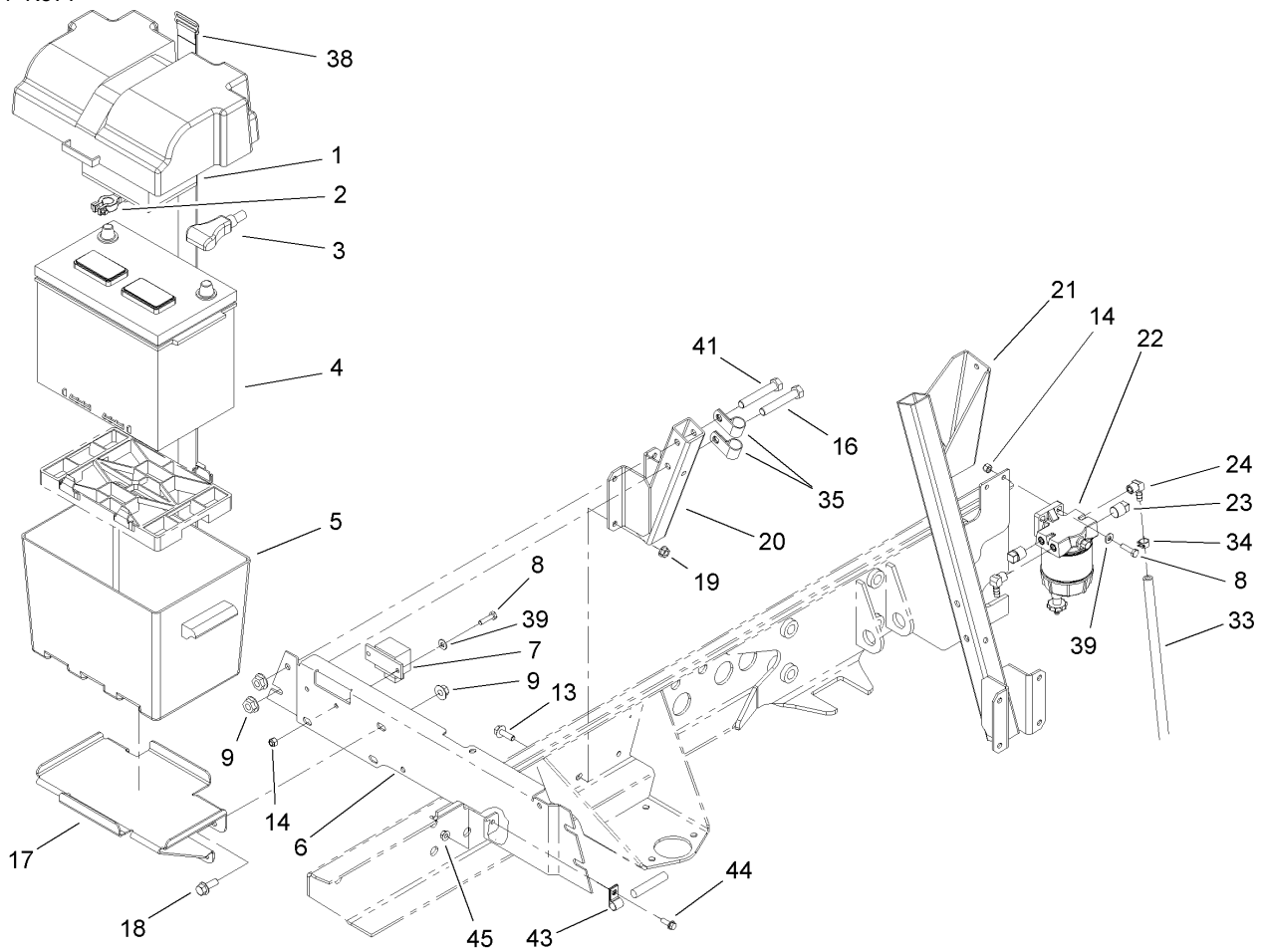
Ref	Part No.	Qty.	Description
1	95-7522	2	Axle
2	99-7564	2	Seal-Oil
3	95-7544	4	Clip
4	95-7523	2	Spacer
5	99-7555	2	Shim 0.3
5	99-7556	2	Shim 0.2
5	99-7557	2	Shim 0.5
6	95-7524	2	Gear-Bevel, 29 Tooth
7	99-7534	2	Bearing-Ball
8	95-7521	2	Cover-Axle
9	99-7538	2	O-Ring
10	99-7561	2	Bearing-Ball
11	99-7539	2	Clip
12	99-7596	12	Bolt
13	99-7563	10	Stud



Coupler Spacer and Adapter Plate Assembly

Ref	Part No.	Qty.	Description
1	42-9250	1	Bolt
2	3255-2	1	Washer-Lock / EXT
4	42-9850	6	Washer-Lock, Spring
5	3255-9	1	Washer-Lock
6	33114-020	4	Screw-HH
7	100-5632-03	1	Plate-Adapter
8	98-1212	2	Pin-Plate, Pump
9	58-3590	2	Dowel
10	100-5633	1	Spacer-Coupling
11	100-5634	2	Bolt-Shoulder
12	92-1753	1	Coupling-Spring
13	48-9590	14	Washer-Lock
14	70-8470	6	Screw-HH
15	43-0090	8	Screw-HH

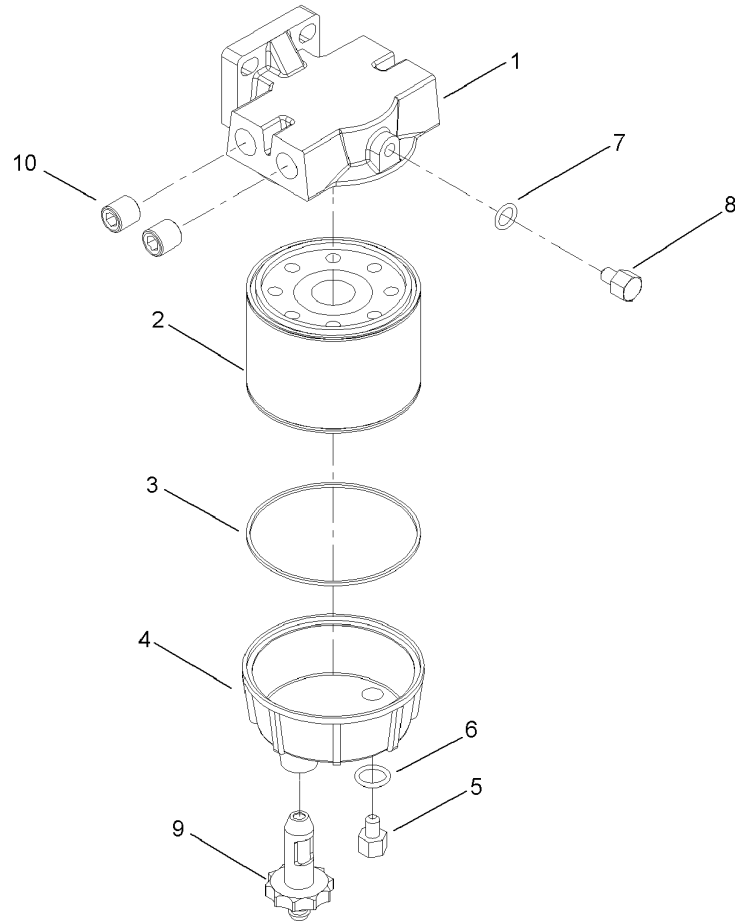
--	--	--	--



Battery Installation Assembly

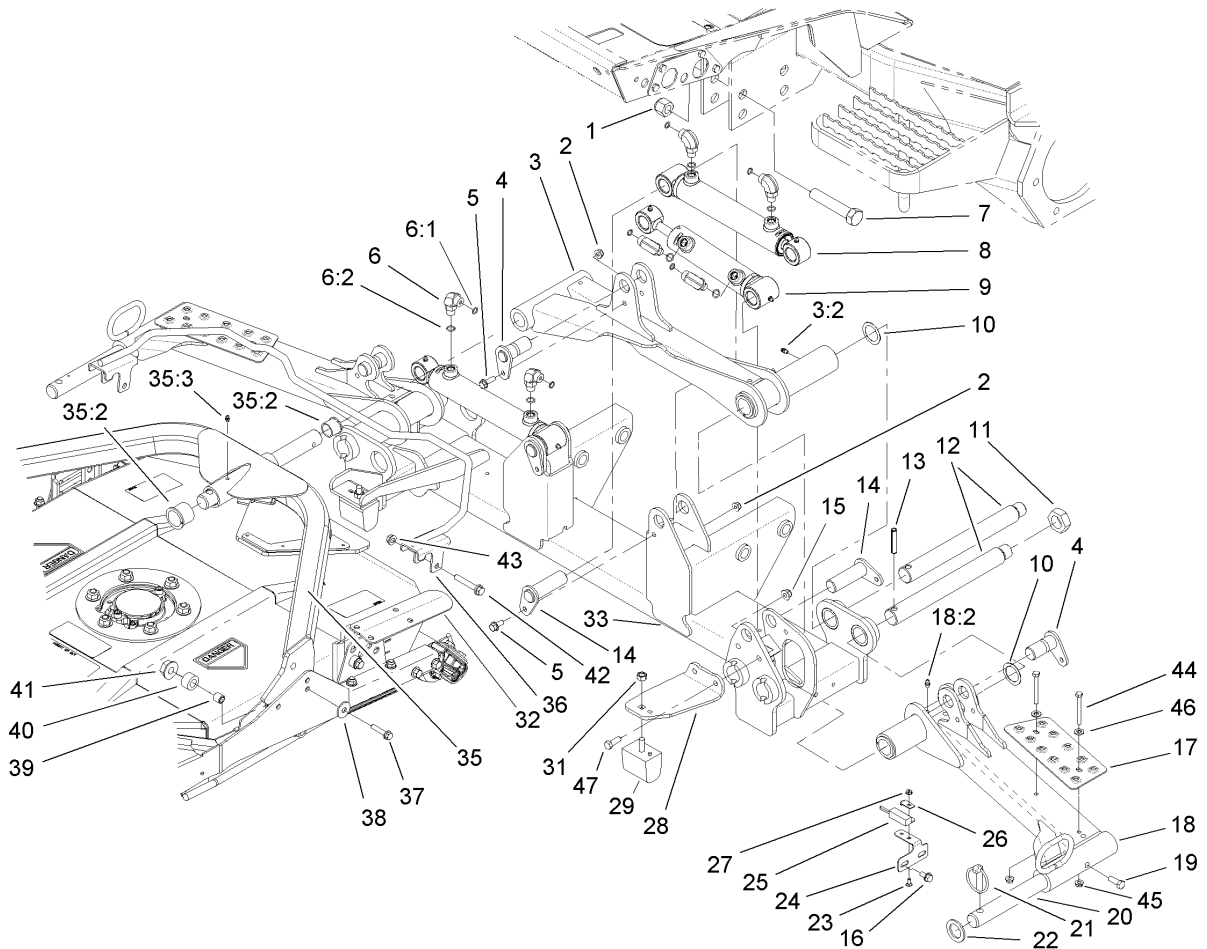
Ref	Part No.	Qty.	Description
1	93-7968	1	Pad-Foam
2	105-3880	1	Cable-Battery, Negative
3	105-0114	1	Cable-Battery, Positive
4	106-5190	1	Battery
5	93-7595	1	Battery Box ASM
6	104-5422-03	1	Bracket-Support, Battery
7	66-8800	1	Relay
8	321-6	4	Screw-HH
9	104-8301	6	Nut-Flange, NI
13	3234-29	8	Screw-HHF
14	3296-42	4	Nut-Lock, NI
16	323-11	3	Screw-HH
17	104-5423-03	1	Tray-Battery
18	3234-11	2	Screw-HHF
19	32128-20	8	Nut-HF
20	104-5420-03	1	Battery Support ASM
21	104-5417-03	1	Bracket-Conditioner, Air
22	98-9305	1	Water / Fuel Filter ASM
23	281-13	2	Plug-Pipe
24	353-781	2	Fitting-Elbow
33	63-7627	1	Hose-Fuel
34	92-2379	3	Clamp-Hose
35	2412-81	2	Clamp-R
38	94-1445	1	Strap-Battery

Ref	Part No.	Qty.	Description
39	3256-22	4	Washer-Flat
41	323-12	1	Screw-HH
43	2412-93	1	Clamp-R
44	3234-4	1	Screw-HHF
45	32128-33	1	Nut-HF



Water / Fuel Filter Assembly No. 98-9305

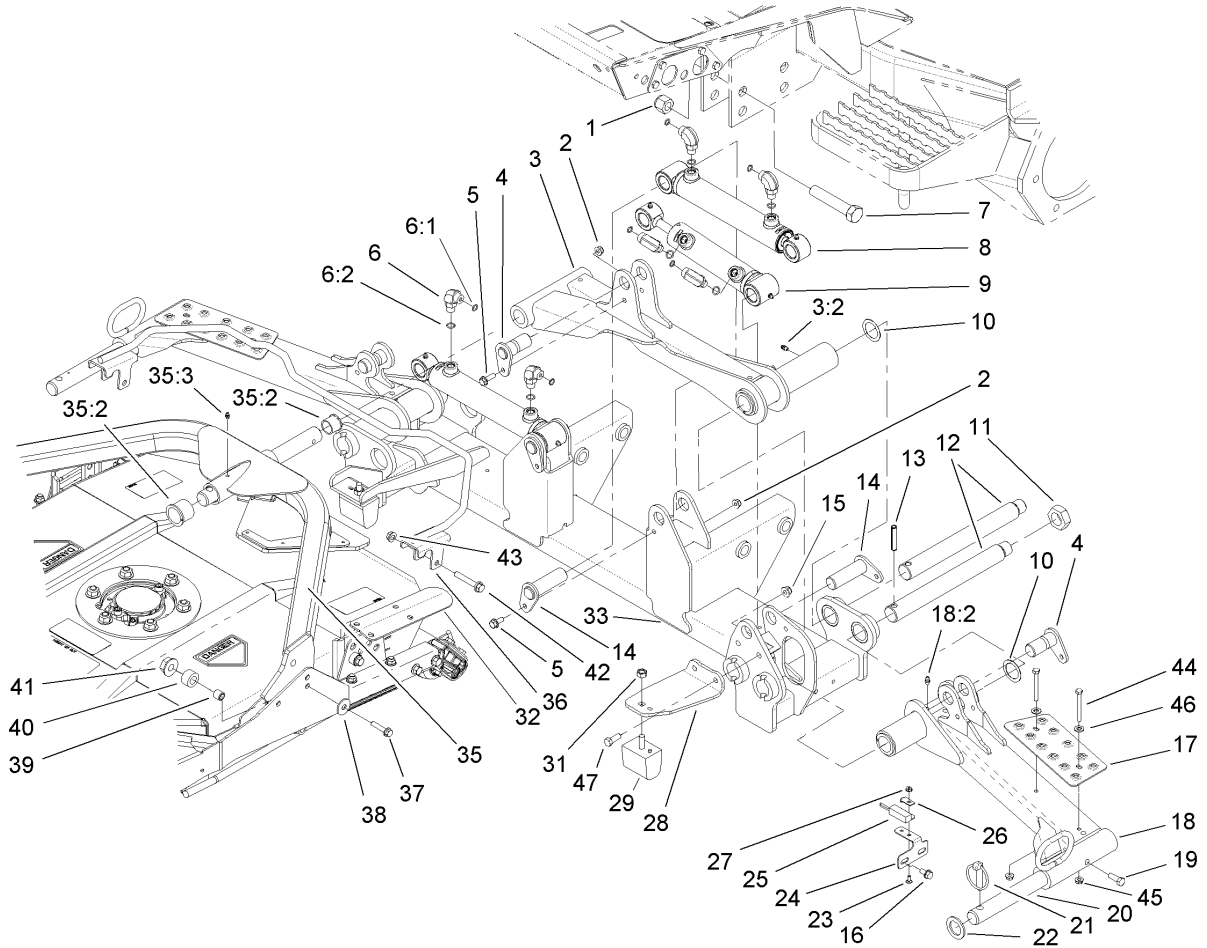
Ref	Part No.	Qty.	Description	
1	98-9772	1	Head-Filter	
2	98-9764	1	Element	
3	98-9774	1	O-Ring	
4	98-9775	1	Base-Filter	
5	98-9773	1	Plug-Base, Filter	
6	237-42	1	O-Ring	
7	237-78	1	O-Ring	
8	98-9776	1	Plug-Head, Filter	
9	98-9777	1	Drain Valve ASM	
10	285-22	2	Plug-Pipe	



Front Lift Arm Assembly

Ref	Part No.	Qty.	Description
1	3296-51	4	Nut-Lock, NI
2	104-8300	6	Nut-Flange, NI
3	108-4032	1	No. 1 Liftarm ASM
3:2	302-60	1	Fitting-Grease, 90 DEG
4	104-5525	3	Cylinder Pin ASM
5	3234-17	6	Screw-HHF
6	340-77	6	Fitting-HYD, 90 DEG
6:1	237-22	1	O-Ring
6:2	237-42	1	O-Ring
7	328-7	4	Screw-HH
8	107-1979	2	Cylinder-Lift
9	107-1980	1	Cylinder-Lift
10	76-2980	3	Washer-Thrust
11	3296-49	3	Nut-Lock, NI
12	95-7158	3	Pin-Pivot
13	32121-110	3	Pin-Roll, Slotted
14	105-9889	3	Cylinder Pin ASM
15	104-8301	2	Nut-Flange, NI
16	32144-14	4	Screw-HWHTF
17	105-3987-03	2	Plate-Skid
18	108-4034	1	No. 5 Liftarm ASM
18	108-4033	1	No. 4 Liftarm ASM
18:2	302-5	1	Fitting-Grease
19	323-6	3	Screw-HH

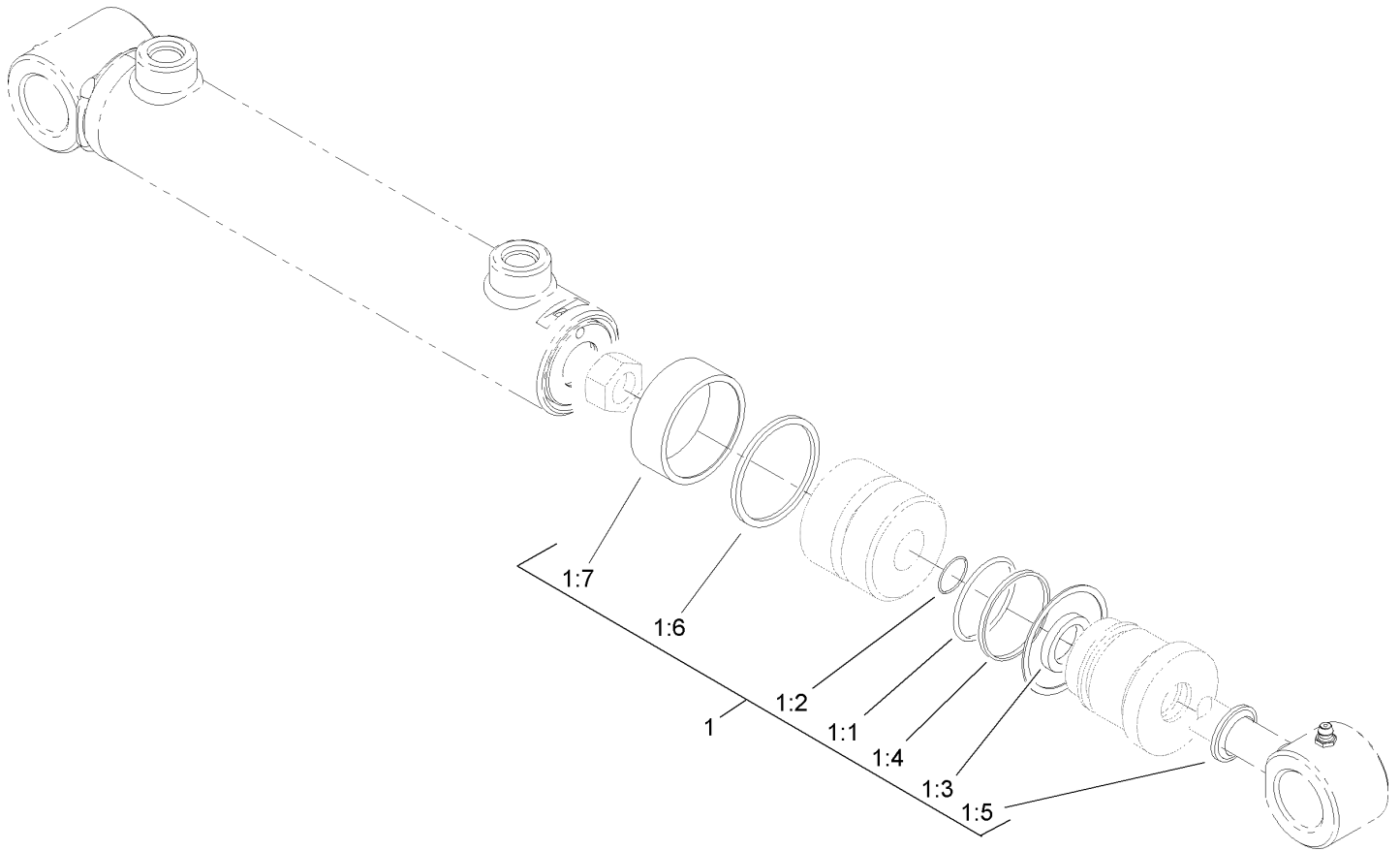
Ref	Part No.	Qty.	Description
20	108-4023	3	Shaft-Carrier, Pivot
21	283-71	3	Pin-Lynch
22	3-6781	3	Washer-Thrust
23	104-1450	2	Bolt-CARR
24	104-5585	2	Bracket-Switch
25	100-1270	2	Switch-Proximity
26	100-4872	2	Plate-Switch, Neutral
27	32149-7	2	Nut-Keps
28	104-5689-03	1	Bracket-Support, Bumper
29	87-3470	2	Bumper-Axle, Rear
31	33025-00	2	Nut-Lock
32	105-9831-03	2	Bracket-Bumper, No. 1
33	104-5680-03	1	Front Carrier Frame ASM
35	104-5656	5	Carrier Frame ASM
35:2	108-4000	2	Bushing
35:3	302-5	1	Fitting-Grease
36	107-7803-03	4	Foot Guard ASM
37	3234-18	10	Screw-HHF
38	93-8806	10	Washer-Hardened
39	105-9822	10	Spacer
40	105-9823	10	Bushing-Carrier
41	104-8301	10	Nut-Flange, NI
42	100-2592	8	Screw-HHF
43	3290-357	8	Nut-HHF, Whiz



Front Lift Arm Assembly (continued)

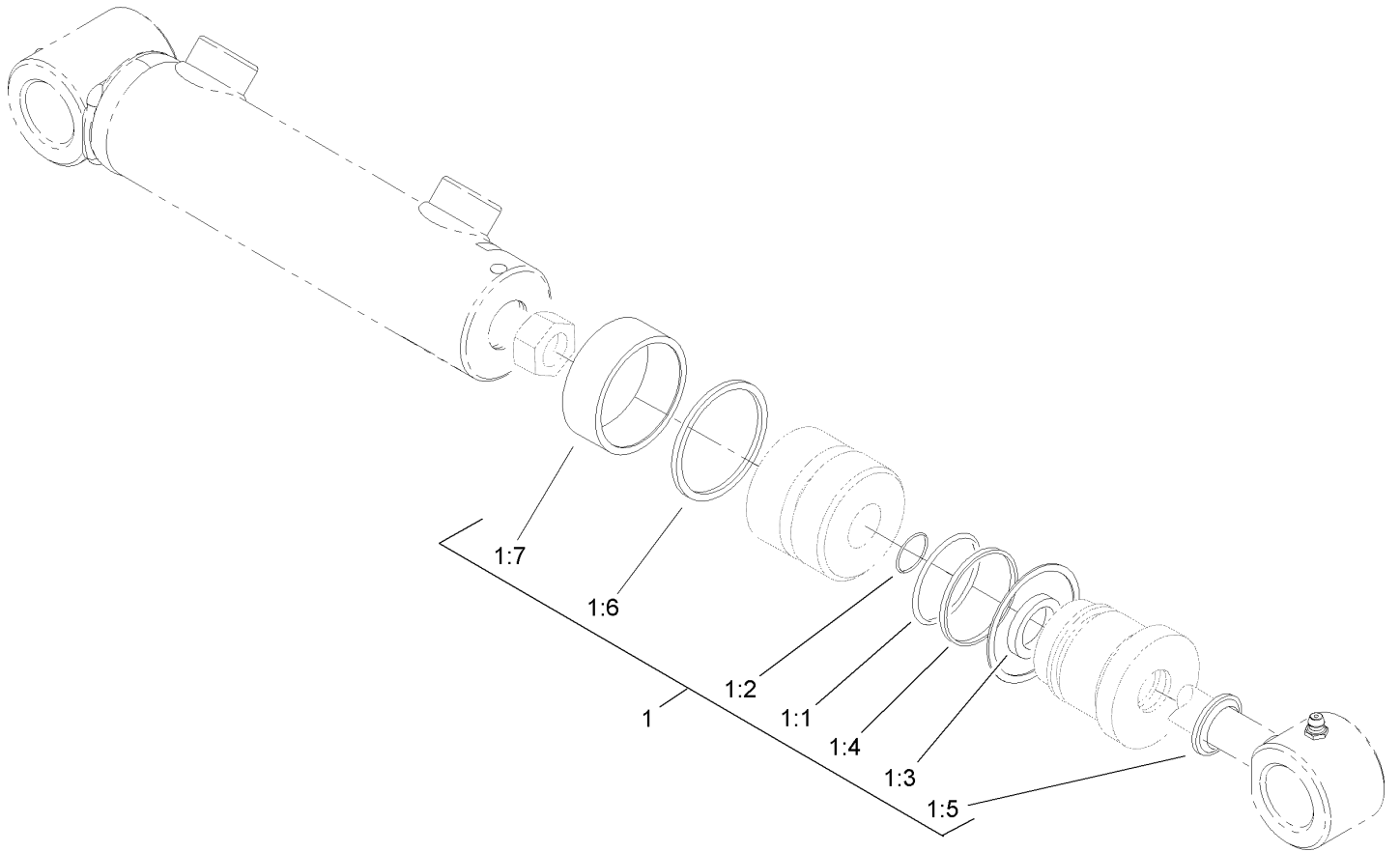
Ref	Part No.	Qty.	Description
44	321-15	4	Screw-HH
45	32128-33	4	Nut-HF
46	3256-23	4	Washer-Flat
47	323-7	2	Screw-HH

--	--	--	--



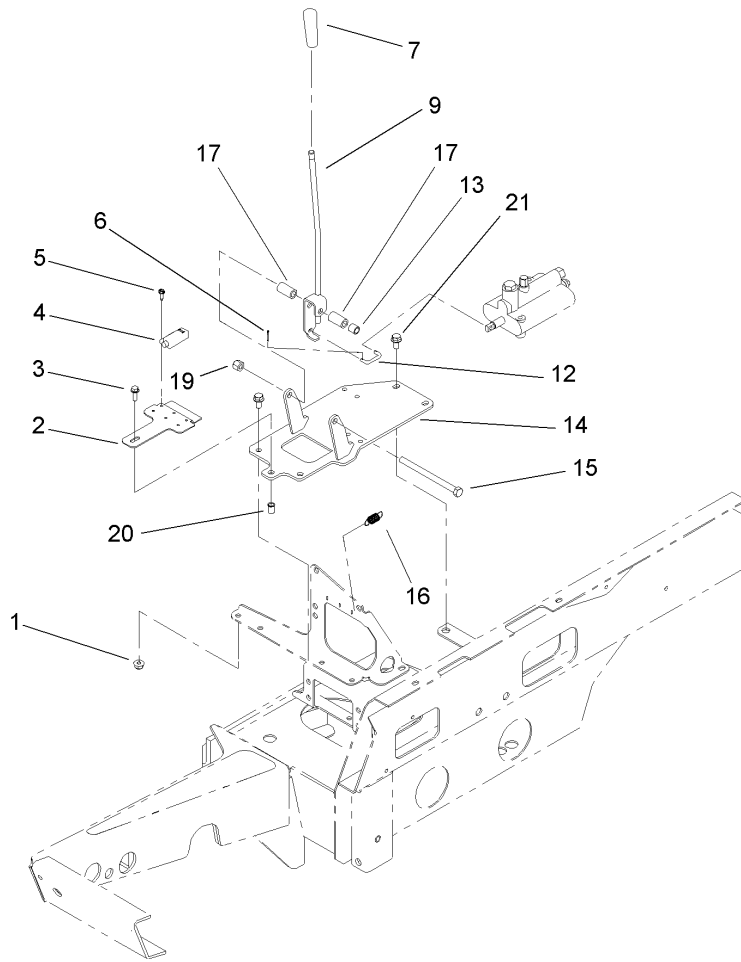
Hydraulic Cylinder Assembly No. 107-1979

Ref	Part No.	Qty.	Description
1	107-1977	1	Seal Kit
②1:1		1	Seal-Dust
②1:2		1	Seal-Dust
②1:3		1	Seal ASM
②1:4		1	Back-Up
②1:5		1	Wiper
②1:6		1	Seal W/O-Ring
②1:7		1	Ring-Wear



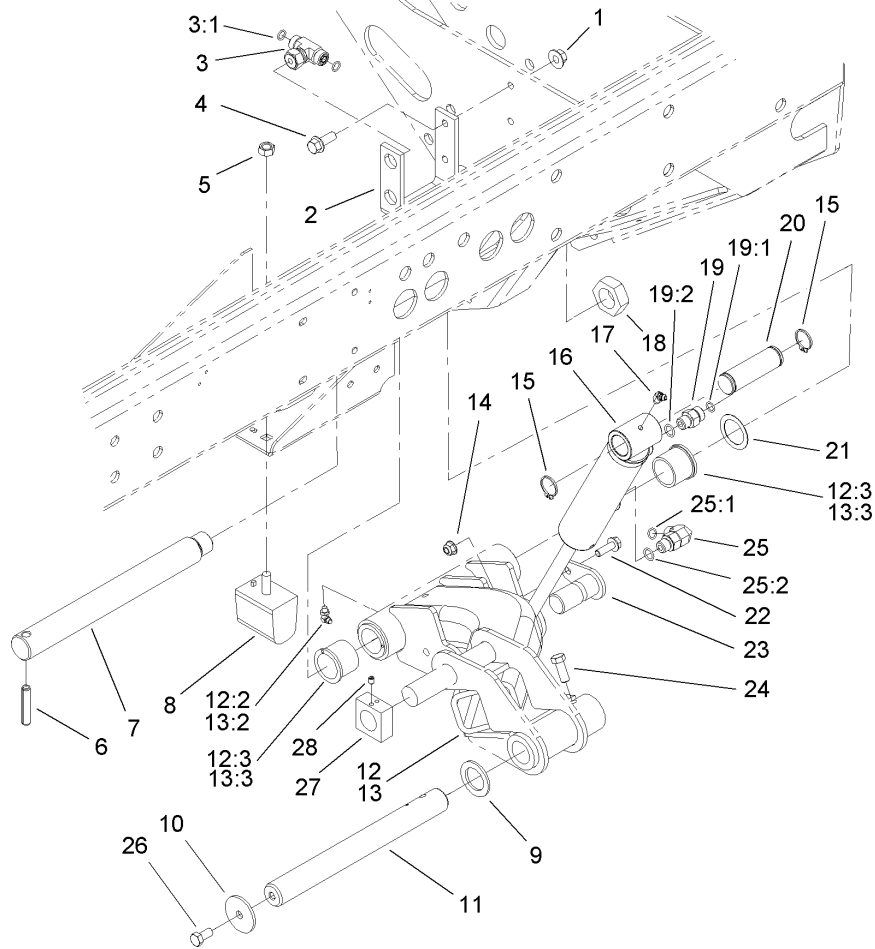
Hydraulic Cylinder Assembly No. 107-1980

Ref	Part No.	Qty.	Description
1	107-1977	1	Seal Kit
②1:1		1	Seal-Dust
②1:2		1	Seal-Dust
②1:3		1	Seal ASM
②1:4		1	Back-Up
②1:5		1	Wiper
②1:6		1	Seal W/O-Ring
②1:7		1	Ring-Wear



Lift Lever Assembly

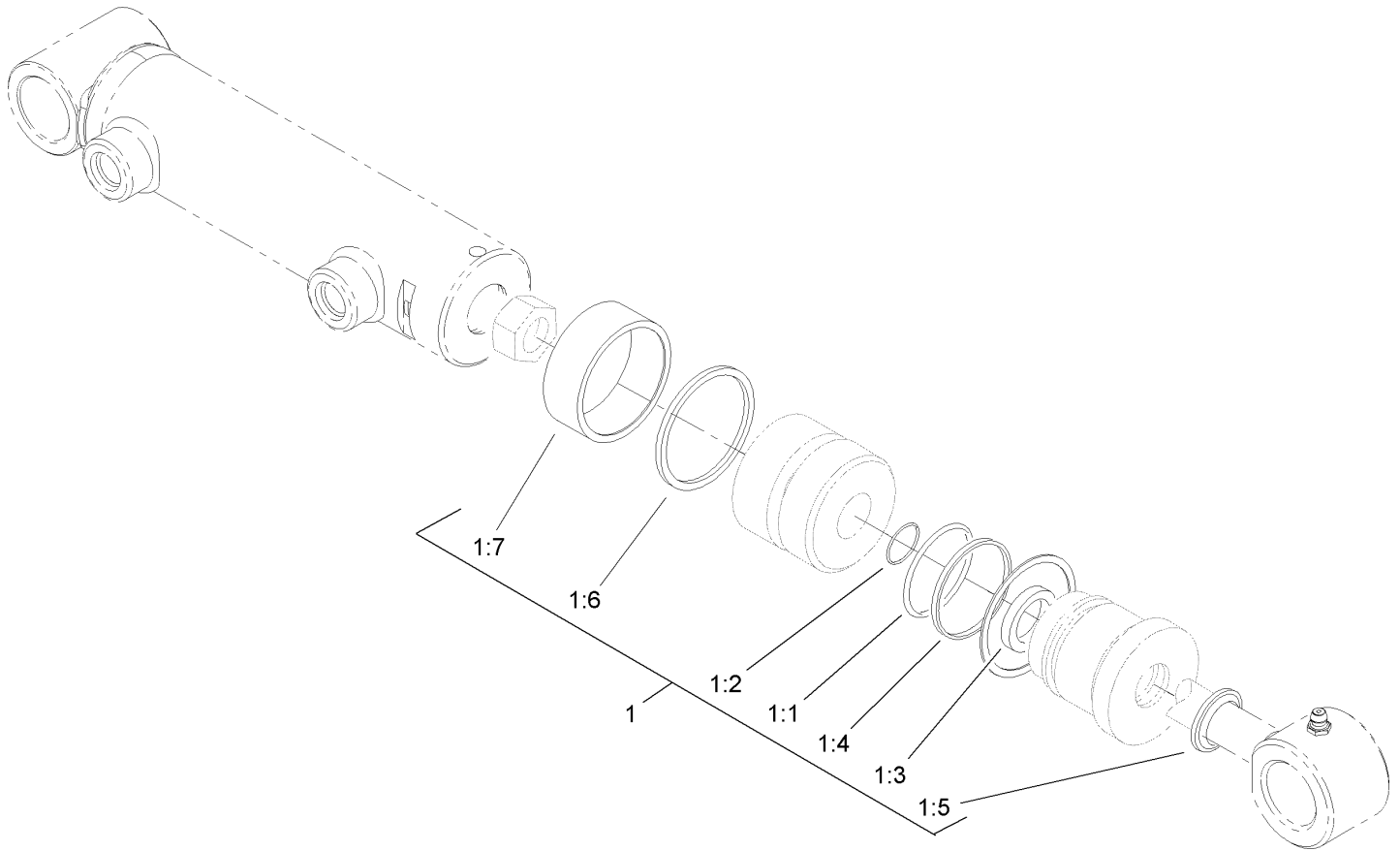
Ref	Part No.	Qty.	Description
1	104-8300	2	Nut-Flange, NI
2	104-5530	1	Plate-Switch
3	3234-4	1	Screw-HHF
4	105-0023	1	Switch-Proximity
5	32144-19	2	Screw-SHWH
6	3272-1	2	Pin-Cotter
7	233-39	1	Knob-Control
9	104-5616	1	Center Lever ASM
12	69-9140	1	Link-Lever, Valve
13	65-9980	1	Spacer
14	104-5606-03	1	Valve Support ASM
15	323-39	1	Screw-HH
16	105-3938	1	Spring-Extension
17	61-2780-03	2	Spacer-Tube
19	3296-39	1	Nut-Lock, NI
20	32148-6	1	Insert-Nut
21	3234-14	4	Screw-HHF



No. 2 and 3 Lift Arm Assembly

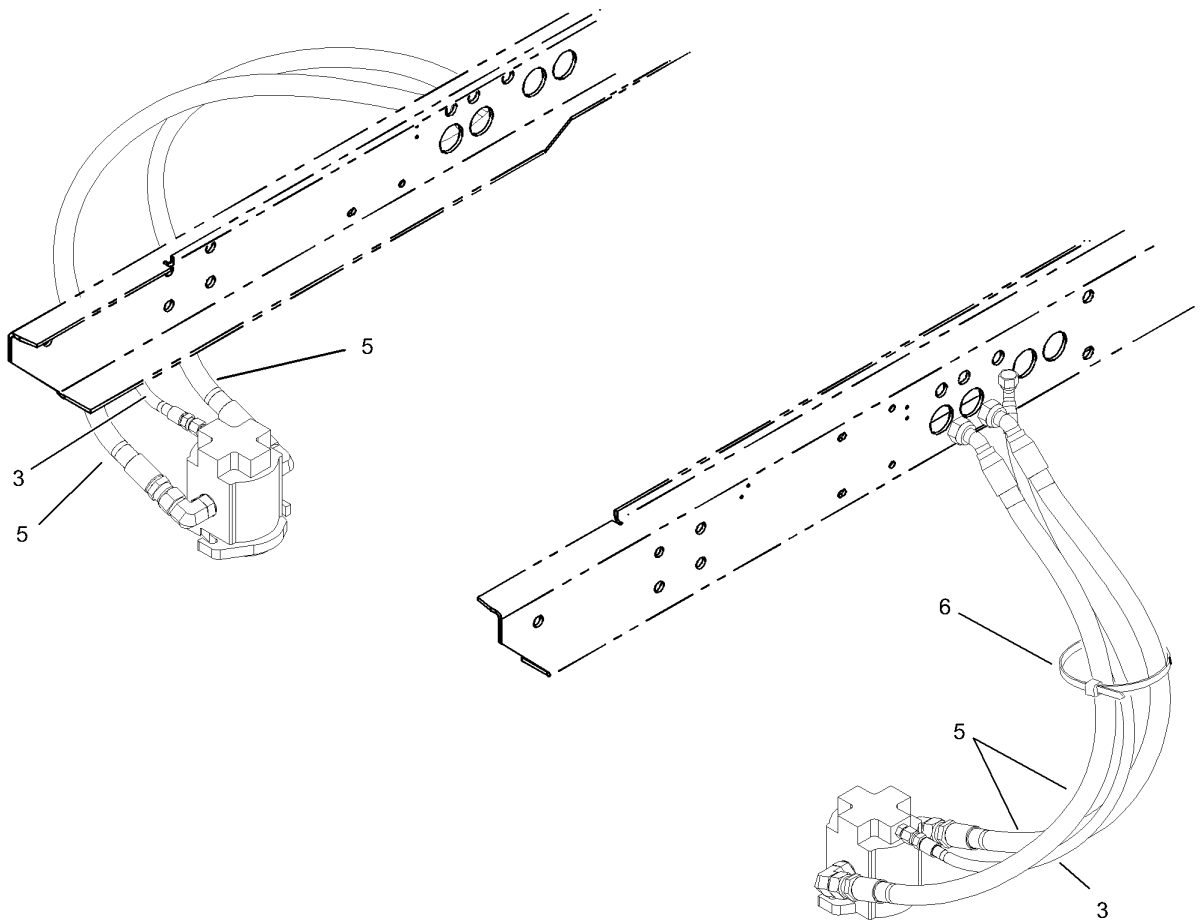
Ref	Part No.	Qty.	Description
1	32128-20	2	Nut-HF
2	105-3992-03	1	Bracket-Bulkhead
3	340-166	2	Fitting-Tee, HYD
3:1	237-22	1	O-Ring
4	3234-17	2	Screw-HHF
5	33025-00	2	Nut-Lock
6	32121-110	2	Pin-Roll, Slotted
7	95-7158	2	Pin-Pivot
8	87-3470	2	Bumper-Axle, Rear
9	3-6781	2	Washer-Thrust
10	63-7400	2	Washer-Rebound
11	105-9827	2	Shaft
12	105-9202	1	No. 2 Lift Arm ASM
12:2	302-60	1	Fitting-Grease, 90 DEG
12:3	104-0015	2	Bushing-Flange
13	105-9203	1	No. 3 Lift Arm ASM
13:2	302-60	1	Fitting-Grease, 90 DEG
13:3	104-0015	2	Bushing-Flange
14	104-8300	2	Nut-Flange, NI
15	32151-36	4	Ring-Retaining
16	107-1978	2	Cylinder-Lift
17	302-11	2	Fitting-Lube, 45 DEG
18	3296-49	2	Nut-Lock, NI
19	340-2	2	Fitting-HYD, Straight

Ref	Part No.	Qty.	Description
19:1	237-22	1	O-Ring
19:2	237-42	1	O-Ring
20	92-7548	2	Pin-Cylinder
21	76-2980	2	Washer-Thrust
22	3234-17	2	Screw-HHF
23	104-5525	2	Cylinder Pin ASM
24	323-6	2	Screw-HH
25	340-77	2	Fitting-HYD, 90 DEG
25:1	237-22	1	O-Ring
25:2	237-42	1	O-Ring
26	323-4	2	Screw-HH
27	105-9839	2	Stop-Rotation, No. 2 And 3
28	3245-7	4	Screw-Set



Hydraulic Cylinder Assembly No. 107-1978

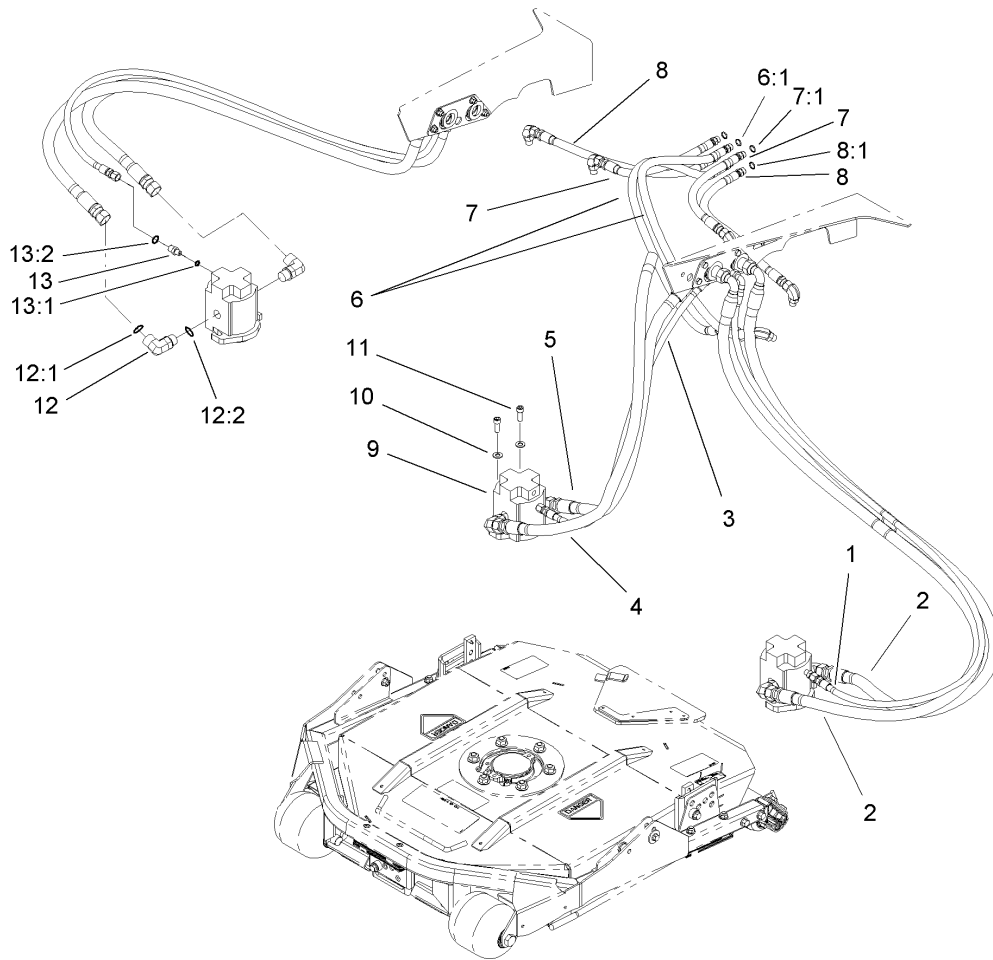
Ref	Part No.	Qty.	Description
1	107-1977	1	Seal Kit
②1:1		1	Seal-Dust
②1:2		1	Seal-Dust
②1:3		1	Seal ASM
②1:4		1	Back-Up
②1:5		1	Wiper
②1:6		1	Seal W/O-Ring
②1:7		1	Ring-Wear



No. 2 and 3 Hose Installation Assembly

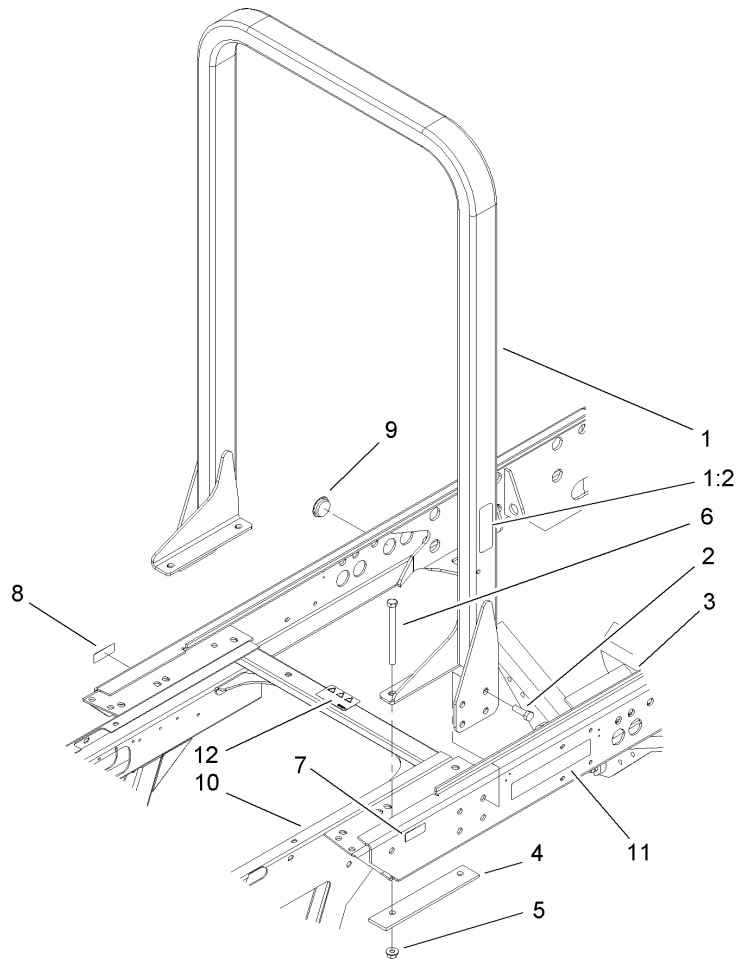
Ref	Part No.	Qty.	Description
3	104-5502	2	Hose ASM
5	104-5505	4	Hose ASM
6	3290-379	2	Tie-Cable

--	--	--	--



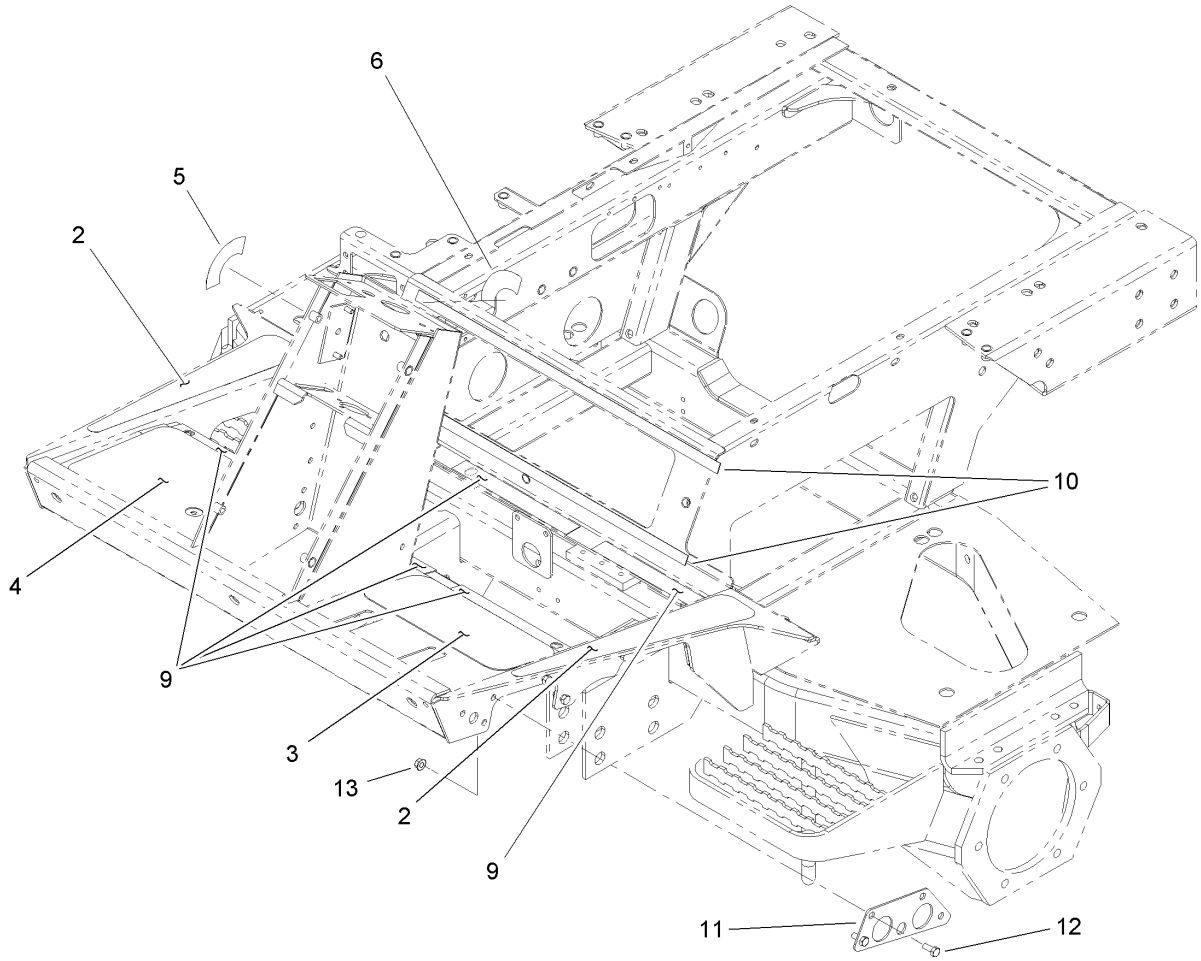
No. 1, 4 and 5 Hose Installation Assembly

Ref	Part No.	Qty.	Description
1	104-5500	2	Hose ASM
2	104-5501	4	Hose ASM
3	104-5502	1	Hose ASM
4	104-5504	1	Hose ASM
5	104-5505	1	Hose ASM
6	104-5511	2	Hose ASM
6:1	237-42	1	O-Ring
7	104-5512	2	Hose ASM
7:1	237-42	1	O-Ring
8	104-5513	2	Hose ASM
8:1	237-42	1	O-Ring
9	105-9872	5	Motor-HYD
10	3256-24	10	Washer-Flat
11	3274-7	10	Screw-HSH
12	340-17	10	Fitting-HYD, 90 DEG
12:1	237-65	1	O-Ring
12:2	237-80	1	O-Ring
13	340-92	5	Fitting-HYD, Straight
13:1	237-78	1	O-Ring
13:2	237-21	1	O-Ring



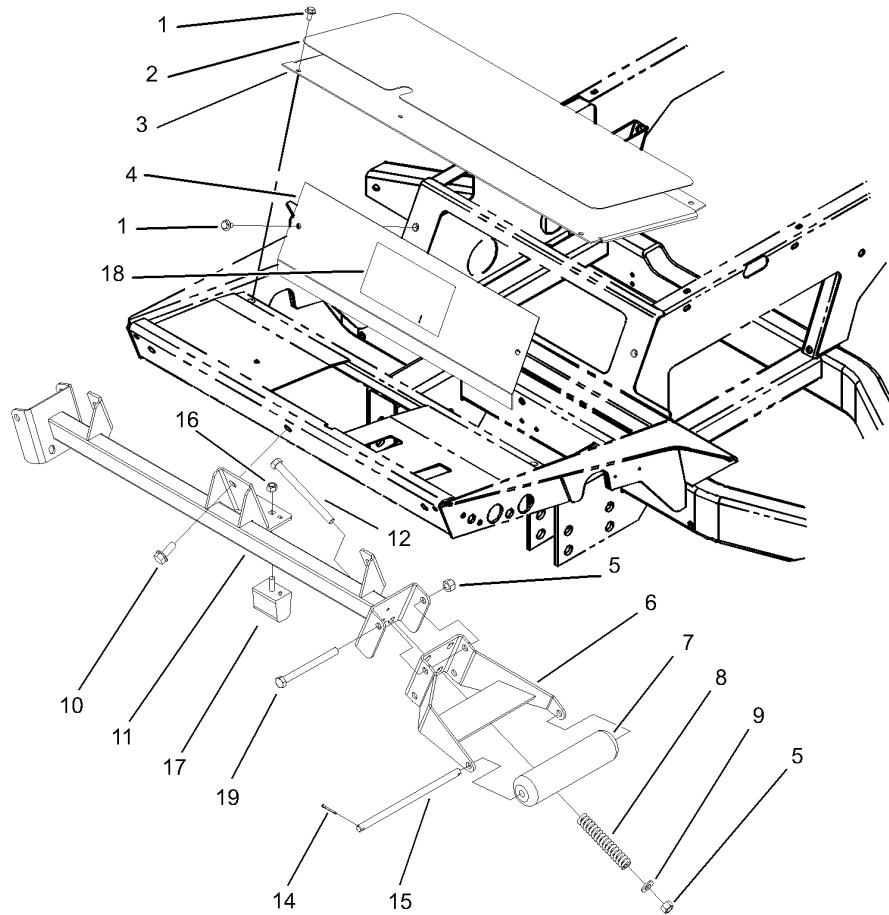
Roll-Over Protection System and Frame Assembly

Ref	Part No.	Qty.	Description
1	108-4018	1	ROPS ASM
1:2	107-1999	1	Decal-ROPS
2	3234-38	10	Screw-HHF
3	104-5410-03	1	Frame-Rear
4	104-5584-03	2	Plate-Reinforcement, ROPS
5	32128-49	4	Nut-HHF
6	325-20	4	Screw-HH
7	93-6680	1	Decal-Diesel
8	93-6686	1	Decal-Oil, HYD
9	105-9194	4	Plug
10	108-6051	1	Front Frame ASM
11	72-3560	2	Decal
12	106-6754	1	Decal-Danger



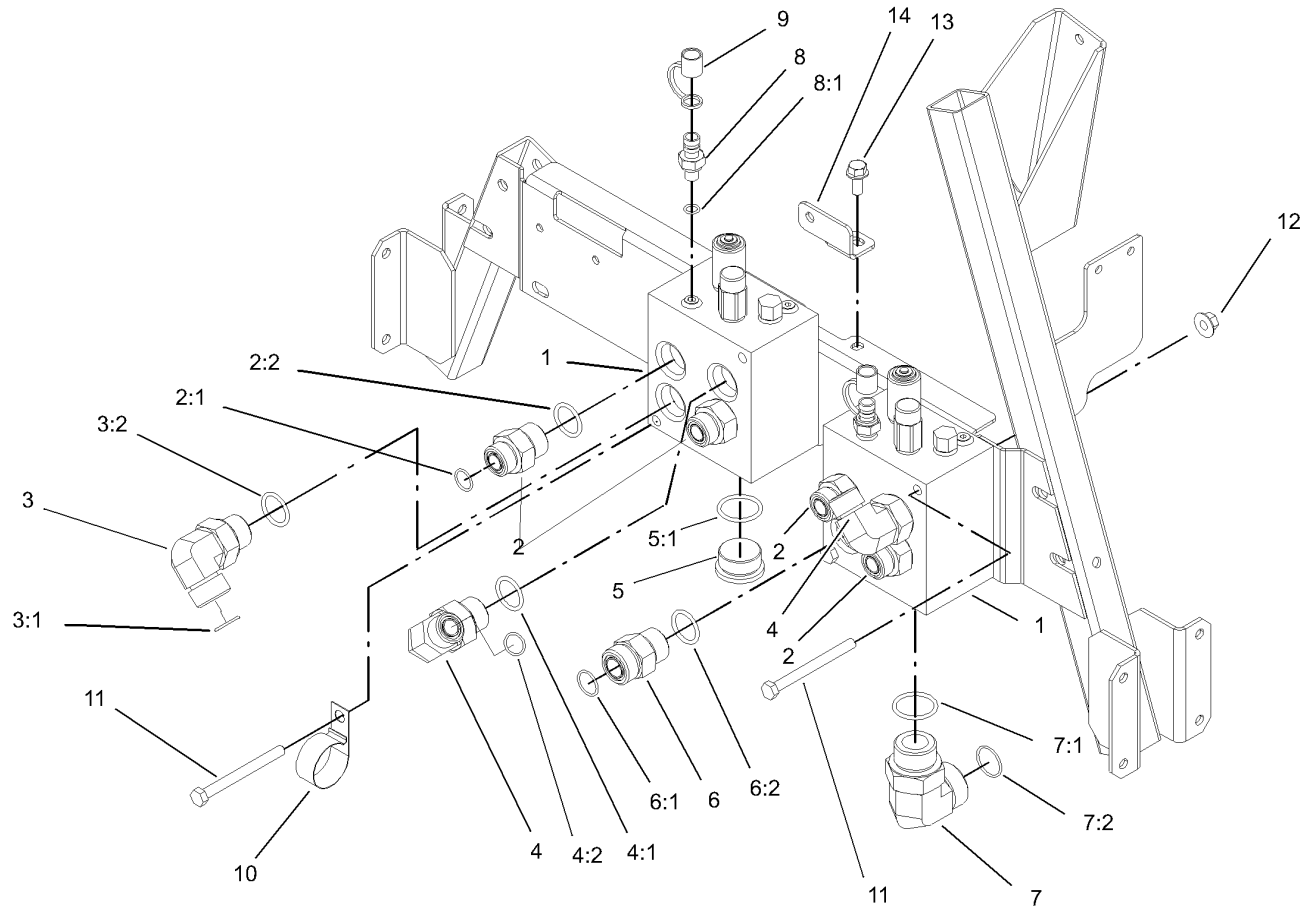
Front Frame Assembly No. 108-6051

Ref	Part No.	Qty.	Description
2	93-7592	2	Tread-Rest, Foot
3	75-0620	1	Tread-Foot, LH
4	104-5223	1	Tread-Foot, RH
5	93-6699	1	Decal-Fast / Slow
6	105-7506	1	Decal-Switch, Key
9	105-9859	6	Seal-Foam
10	105-9860	2	Seal-Foam
11	106-7794-01	2	Plate-Mount, HYD Fitting
12	322-3	7	Screw-HH
13	32128-20	7	Nut-HF



Roller Support and Access Panel Assembly

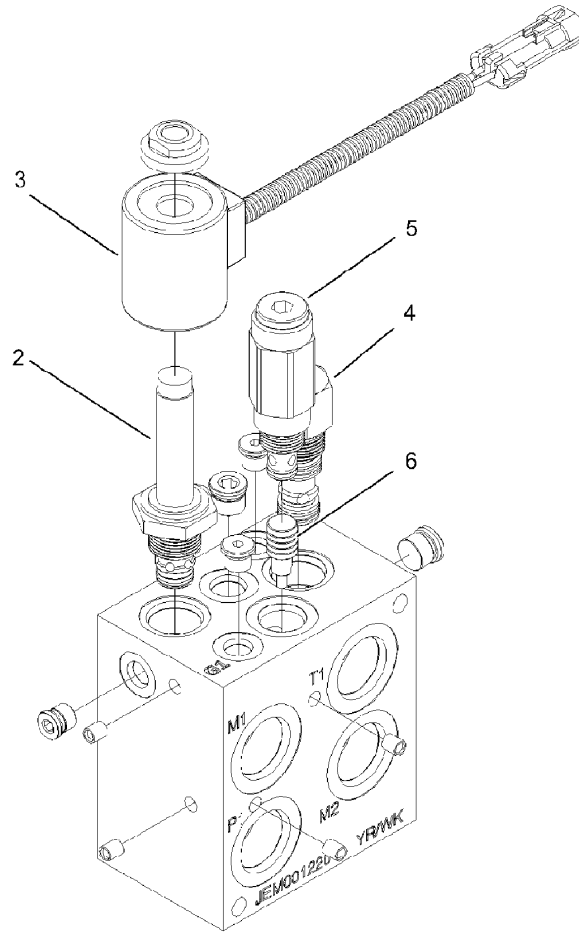
Ref	Part No.	Qty.	Description
1	3234-7	7	Screw-HHF
2	75-0630	1	Tread-Foot, Center
3	75-1410-01	1	Plate-Access, Floor
4	105-9243-01	1	Plate-Access
5	3296-23	4	Nut-Lock, NI
6	105-3996-01	2	Roller Support ASM
7	105-9816	2	Roller-Plastic
8	105-3970	2	Spring-Compression
9	3256-26	2	Washer-Flat
10	3234-38	3	Screw-HHF
11	104-5539-01	1	Roller Support ASM
12	325-22	2	Screw-HH
14	3272-11	4	Pin-Cotter
15	104-5545	2	Shaft-Roller
16	33025-00	1	Nut-Lock
17	87-3470	1	Bumper-Axle, Rear
18	105-3889	1	Decal-Danger
18	107-1983	1	Decal-Warning
19	325-20	2	Screw-HH



Manifold Assembly

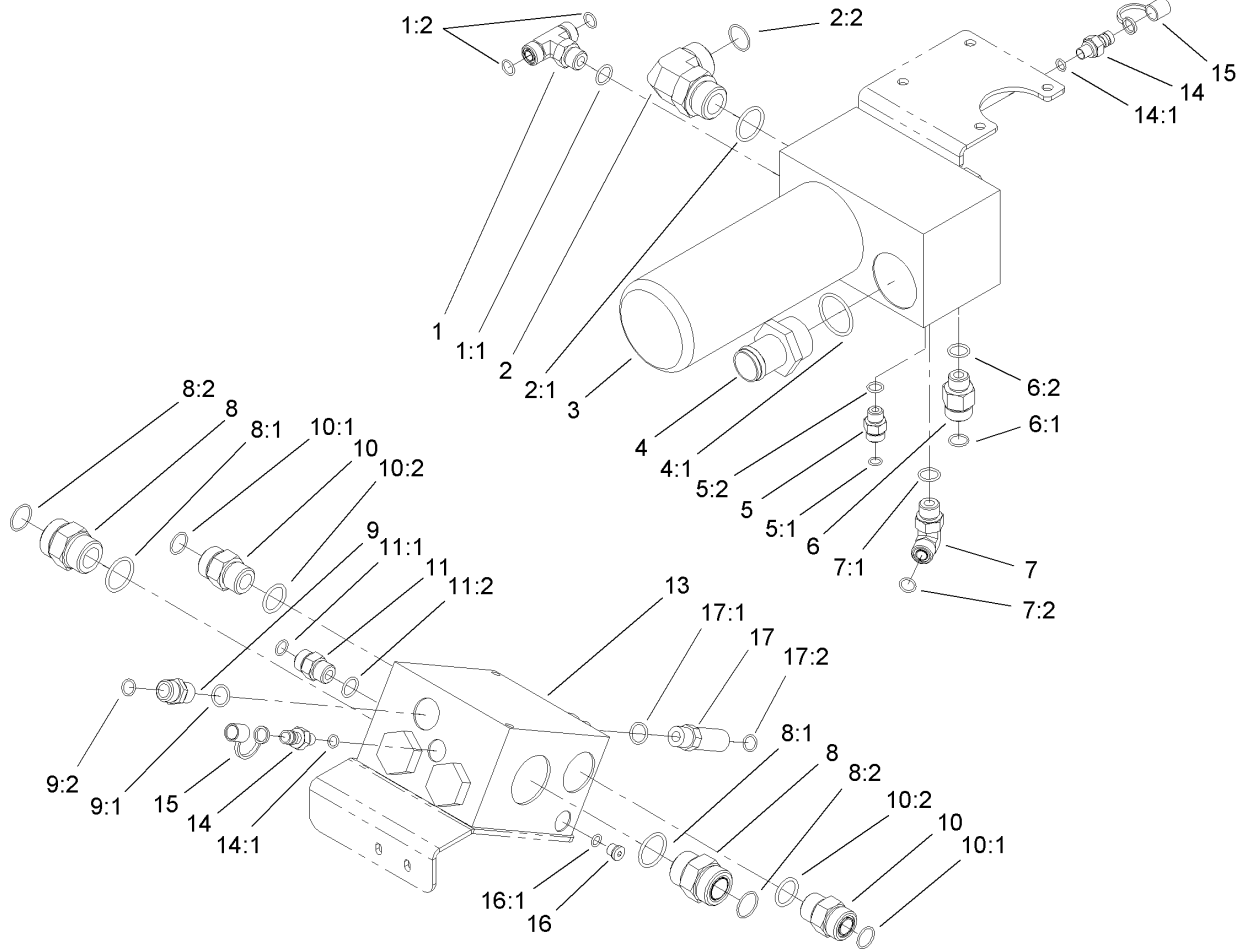
Ref	Part No.	Qty.	Description
1	104-5475	2	Manifold ASM
2	340-8	4	Adapter
2:1	237-65	1	O-Ring
2:2	237-81	1	O-Ring
3	340-142	1	Fitting-HYD, 90 DEG
3:1	237-58	1	O-Ring
3:2	237-81	1	O-Ring
4	340-139	2	Fitting-HYD, 90 DEG
4:1	237-81	1	O-Ring
4:2	237-65	1	O-Ring
5	105-3921	1	Fitting-Plug
5:1	237-146	1	O-Ring
6	340-9	1	Fitting-Straight
6:1	237-58	1	O-Ring
6:2	237-81	1	O-Ring
7	340-129	1	Fitting-HYD, 90 DEG
7:1	237-146	1	O-Ring
7:2	340-65	1	O-Ring
8	354-77	2	Fitting-Quick
8:1	237-78	1	O-Ring
9	354-79	2	Cap-Dust
10	2412-150	1	Clip-J
11	322-22	4	Screw-HH
12	32128-44	5	Nut

Ref	Part No.	Qty.	Description
13	3234-5	1	Screw-HHF
14	104-5487	1	Bracket-L



Manifold Assembly No. 104-5475

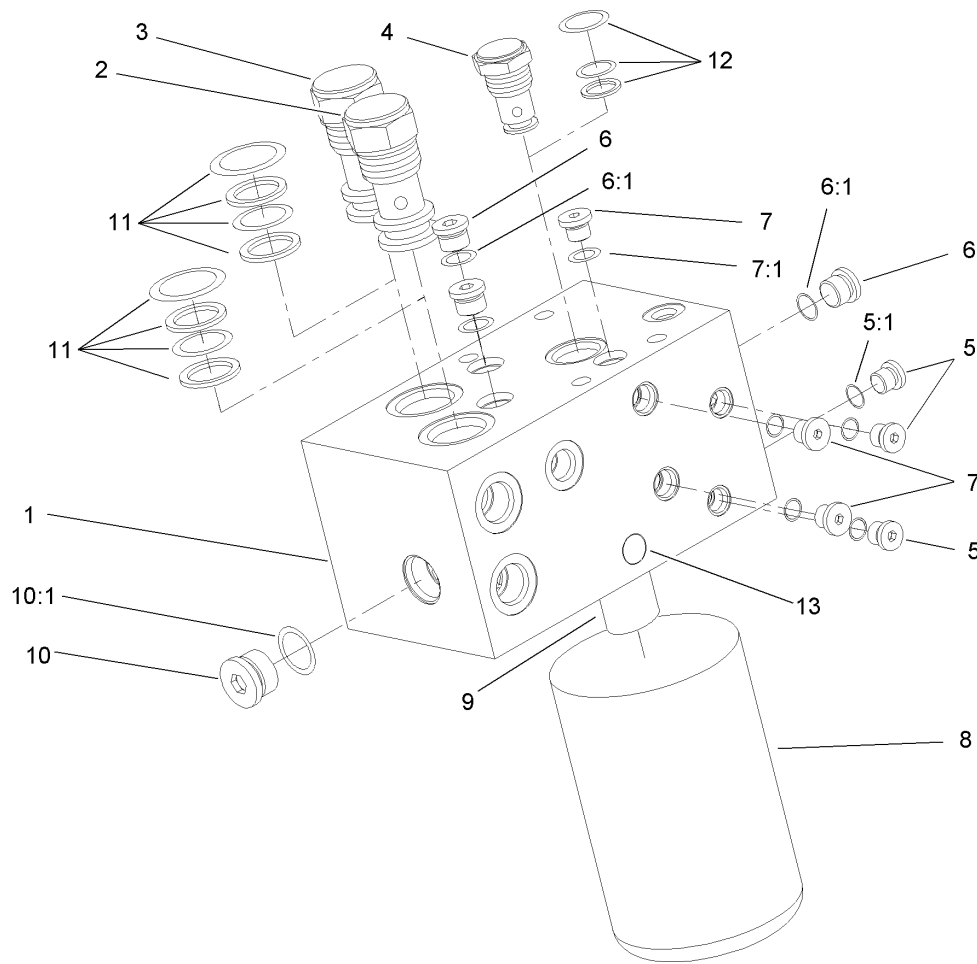
Ref	Part No.	Qty.	Description
2	105-9150	1	Relief-Proportional
①2:1	105-9151	1	Seal Kit
3	105-9152	1	Coil ASM
4	105-9153	1	Element-Logic, Vented
①4:1	105-9154	1	Seal Kit
5	105-9155	1	Valve-Relief
①5:1	105-9156	1	Seal Kit
6	105-9157	1	Piston-Pilot



4 Wheel Drive Manifold and Filter Assembly

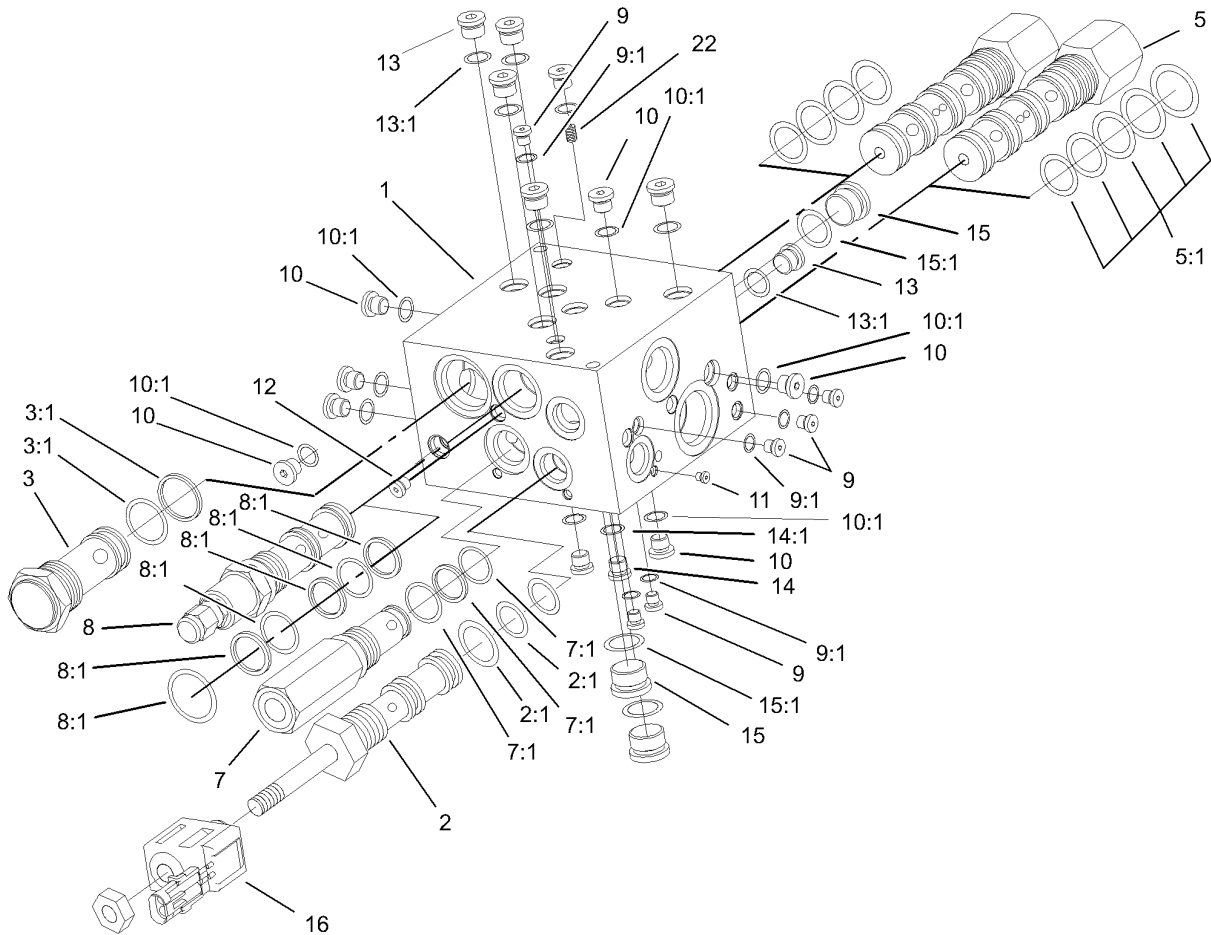
Ref	Part No.	Qty.	Description
1	340-157	1	Fitting-HYD, Tee
1:1	237-79	1	O-Ring
1:2	237-30	2	O-Ring
2	340-129	1	Fitting-HYD, 90 DEG
2:1	237-146	1	O-Ring
2:2	340-65	1	O-Ring
3	100-5558	1	Manifold-Filter
4	104-5480	1	Fitting-Hose, Straight
4:1	237-123	1	O-Ring
5	340-2	1	Fitting-HYD, Straight
5:1	237-22	1	O-Ring
5:2	237-42	1	O-Ring
6	340-155	1	Fitting-HYD, Straight
6:1	237-79	1	O-Ring
6:2	237-151	1	O-Ring
7	340-98	1	Fitting-HYD, 90 DEG
7:1	237-79	1	O-Ring
7:2	237-30	1	O-Ring
8	104-3797	2	Fitting-HYD, Straight
8:1	237-146	1	O-Ring
8:2	340-65	1	O-Ring
9	100-4890	1	Fitting-Check
9:1	237-79	1	O-Ring
9:2	237-30	1	O-Ring

Ref	Part No.	Qty.	Description
10	340-9	2	Fitting-Straight
10:1	237-58	1	O-Ring
10:2	237-81	1	O-Ring
11	340-4	1	Fitting-HYD, Straight
11:1	237-30	1	O-Ring
11:2	237-79	1	O-Ring
13	105-9875	1	4-Wheel Drive Manifold ASM
14	354-77	2	Fitting-Quick
14:1	237-78	1	O-Ring
15	354-79	2	Cap-Dust
16	353-990	1	Plug
16:1	237-78	1	O-Ring
17	94-2628	1	Adapter-HYD
17:1	237-79	1	O-Ring
17:2	237-30	1	O-Ring



Filter Manifold Assembly No. 100-5558

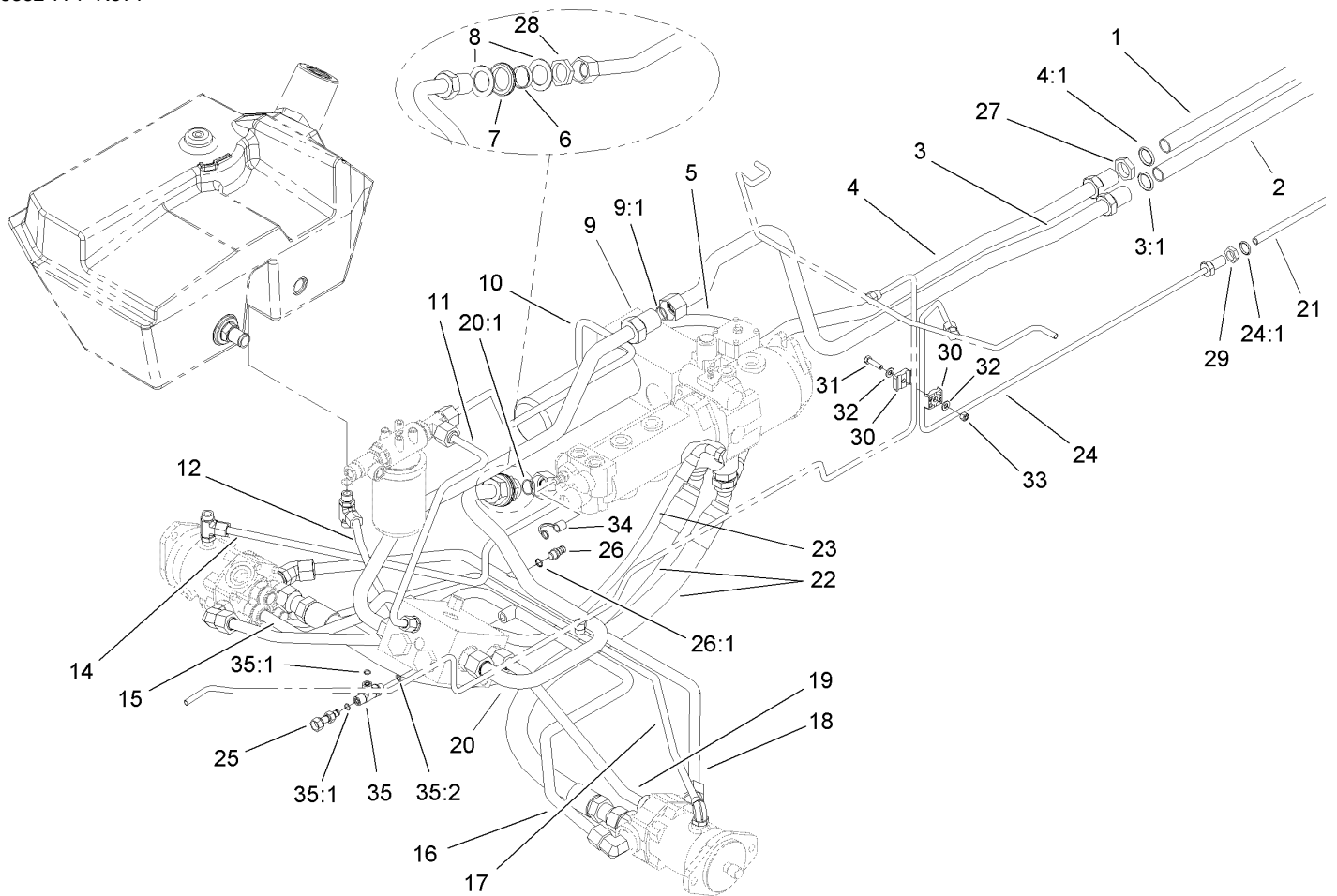
Ref	Part No.	Qty.	Description
1		1	Manifold
2	104-4292	1	Valve-Check
3	104-4293	1	Valve-Check
4	104-4294	1	Valve-Check
5	353-990	3	Plug
5:1	237-78	1	O-Ring
6	353-989	3	Plug-Hex, Hollow
6:1	237-42	1	O-Ring
7	354-137	3	Plug
7:1	237-86	1	O-Ring
8	94-2621	1	Element-Filter
9		1	Nipple-Filter
10	354-70	1	Plug-Hex, Hollow
10:1	237-80	1	O-Ring
11	104-4879	2	Seal Kit
12	99-5503	1	Seal Kit
13		1	Plug-Expander



4 Wheel Drive Manifold Assembly No. 105-9875

Ref	Part No.	Qty.	Description
1		1	Manifold
2	104-8603	1	Valve-Solenoid
2:1	99-5505	1	Seal Kit
3	104-8604	1	Valve-Check
3:1	99-5506	1	Seal Kit
5	104-8605	2	Valve-Control
5:1	99-5507	1	Seal Kit
7	105-9847	1	Valve-Relief
7:1	99-5503	1	Seal Kit
8	105-9848	1	Valve-Reducing
8:1	104-4266	1	Seal Kit
9	353-991	2	Plug-Hex, Hollow
9:1	237-156	1	O-Ring
10	354-137	3	Plug
10:1	237-86	1	O-Ring
11		10	Plug-Expander
12		10	Plug-Expander
13	353-989	6	Plug-Hex, Hollow
13:1	237-42	1	O-Ring
14	353-990	1	Plug
14:1	237-78	1	O-Ring
15	354-70	3	Plug-Hex, Hollow
15:1	237-80	1	O-Ring
16	104-4264	1	Coil-Solenoid

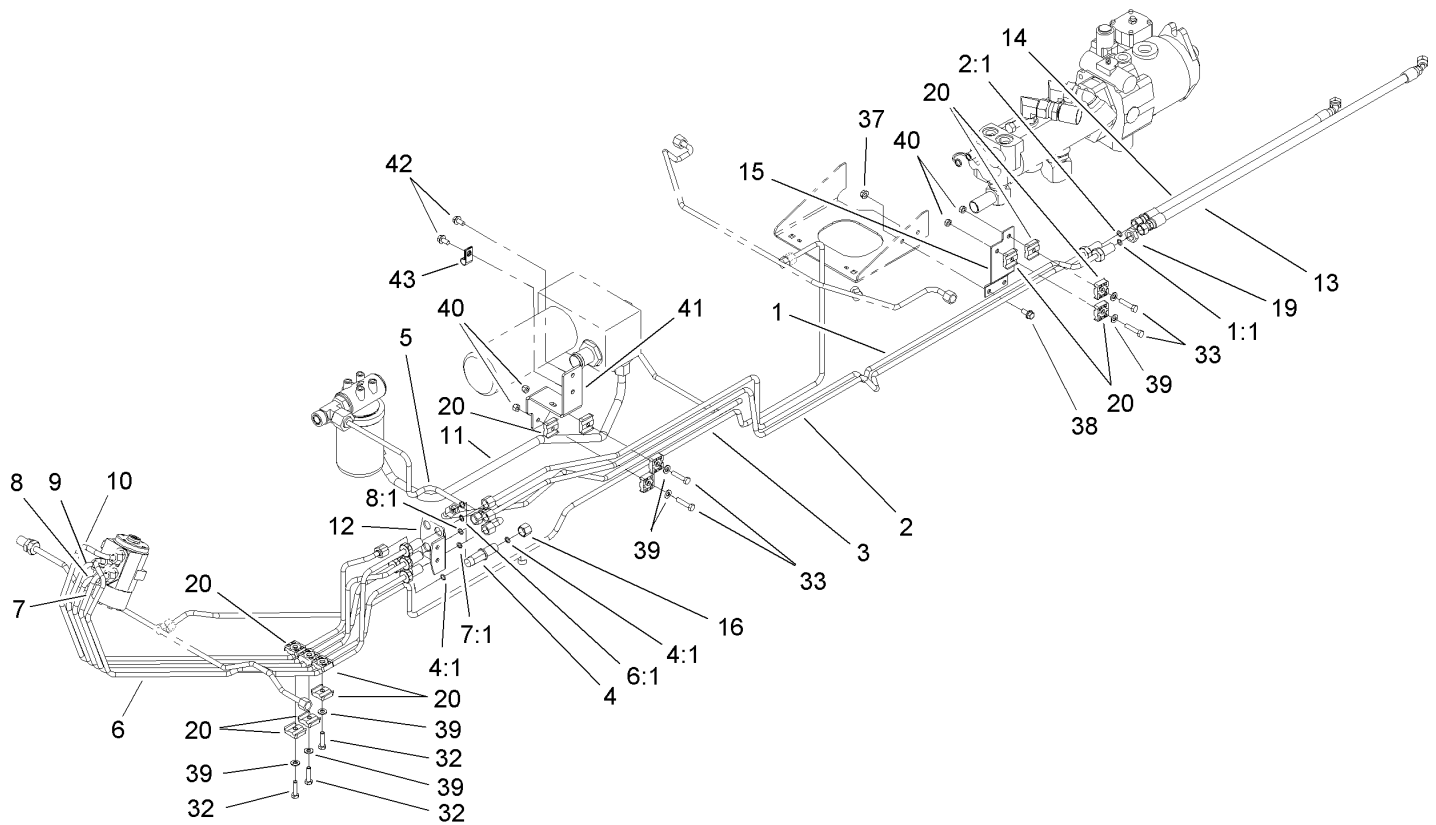
Ref	Part No.	Qty.	Description
22	106-6766	1	Plug-Orifice



Traction Hydraulic Line Assembly

Ref	Part No.	Qty.	Description
1	92-7536	1	Hose ASM
2	105-9818	1	Hose ASM
3	104-5476	1	Tube ASM
3:1	340-65	1	O-Ring
4	104-5478	1	Tube ASM
4:1	340-65	1	O-Ring
5	105-3864	1	Hose ASM
6	69-8950	2	Spacer
7	240-2	2	Grommet-Rubber
8	69-8920	4	Washer
9	104-5472	1	Tube ASM
9:1	340-65	1	O-Ring
10	105-3861	1	Tube ASM
11	105-3915	1	Tube ASM
12	104-5489	1	Tube ASM
14	105-3866	1	Tube ASM
15	104-5470	1	Tube ASM
16	105-3984	1	Tube ASM
17	105-3865	1	Tube ASM
18	104-5462	1	Tube ASM
19	104-5468	1	Tube ASM
20	104-5473	1	Tube ASM
20:1	340-65	1	O-Ring
21	92-7534	1	Hose ASM

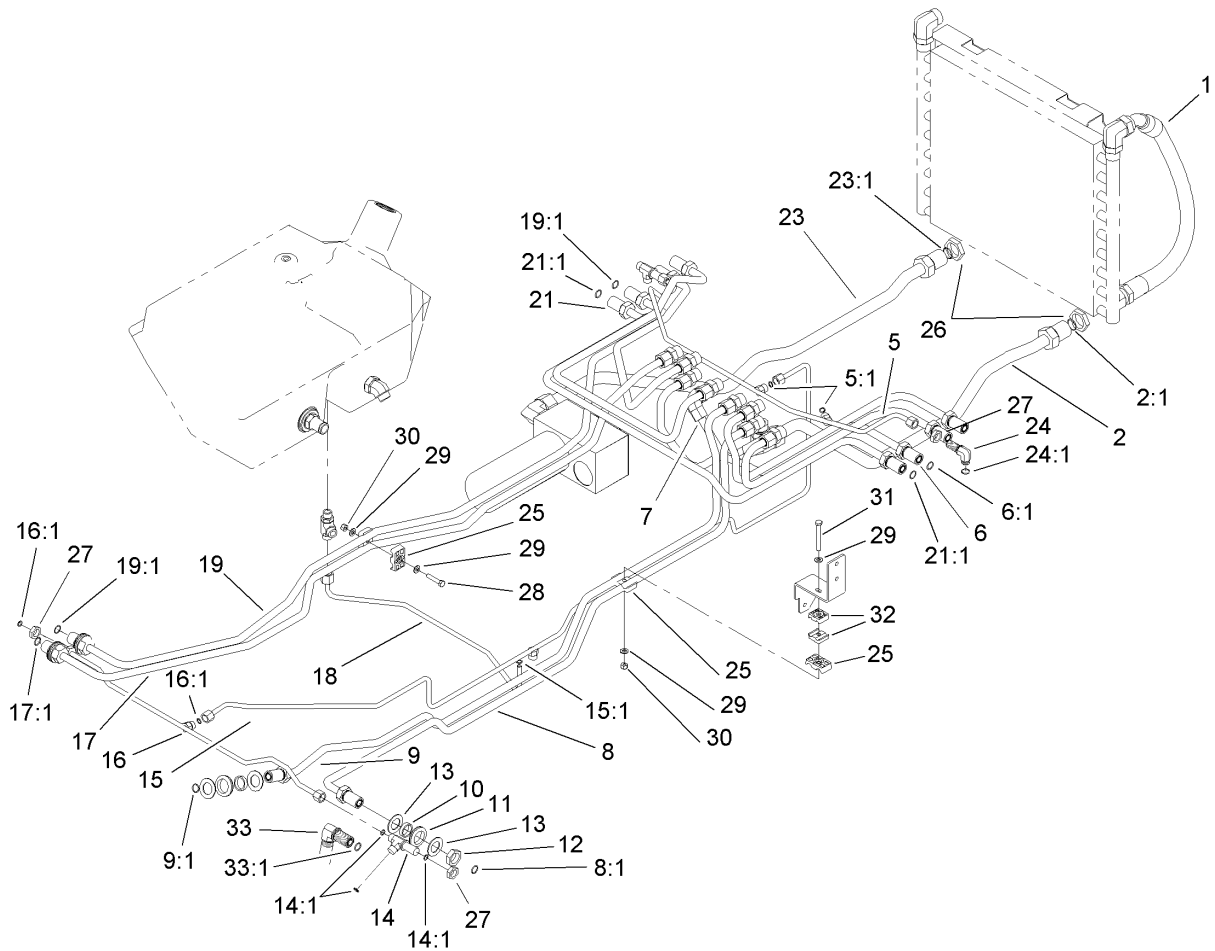
Ref	Part No.	Qty.	Description
22	104-5464	2	Hose ASM
23	105-3985	1	Hose ASM
24	105-9863	1	Tube-HYD
24:1	237-22	1	O-Ring
25	86-5480	1	Nipple-Test
26	59-7410	1	Tip-Nipple, Diagnostic
26:1	237-42	1	O-Ring
27	340-126	2	Nut-Bulkhead
28	340-128	2	Nut-Bulkhead
29	340-70	1	Nut-Lock
30	56-7973	2	Clamp-Tube
31	322-6	1	Screw-HH
32	3256-23	2	Washer-Flat
33	3296-29	1	Nut-Lock, NI
34	354-79	2	Cap-Dust
35	340-86	1	Fitting-Tee
35:1	237-22	2	O-Ring
35:2	237-42	1	O-Ring



Hydraulic Steering Line Assembly

Ref	Part No.	Qty.	Description
1	105-3871	1	Tube ASM
1:1	237-22	1	O-Ring
2	105-3870	1	Tube ASM
2:1	237-22	1	O-Ring
3	105-3887	1	Tube ASM
4	340-68	1	Fitting-Tee, Bulkhead
4:1	237-22	3	O-Ring
5	105-3886	1	Tube ASM
6	94-3060	1	HYD Tube ASM
6:1	237-22	1	O-Ring
7	94-3071	1	HYD Tube ASM
7:1	237-22	1	O-Ring
8	94-3059	1	HYD Tube ASM
8:1	237-22	1	O-Ring
9	94-3061	1	HYD Tube ASM
9:1	237-22	1	O-Ring
10	94-3062	1	HYD Tube ASM
11	104-5485	1	Tube ASM
12	92-7606-03	1	Bracket-Bulkhead
13	105-9817	1	Hose ASM
14	92-7539	1	Hose ASM
15	105-3873-03	1	Bracket-Mount, Clamp
16	340-117	1	Cap
19	340-70	7	Nut-Lock

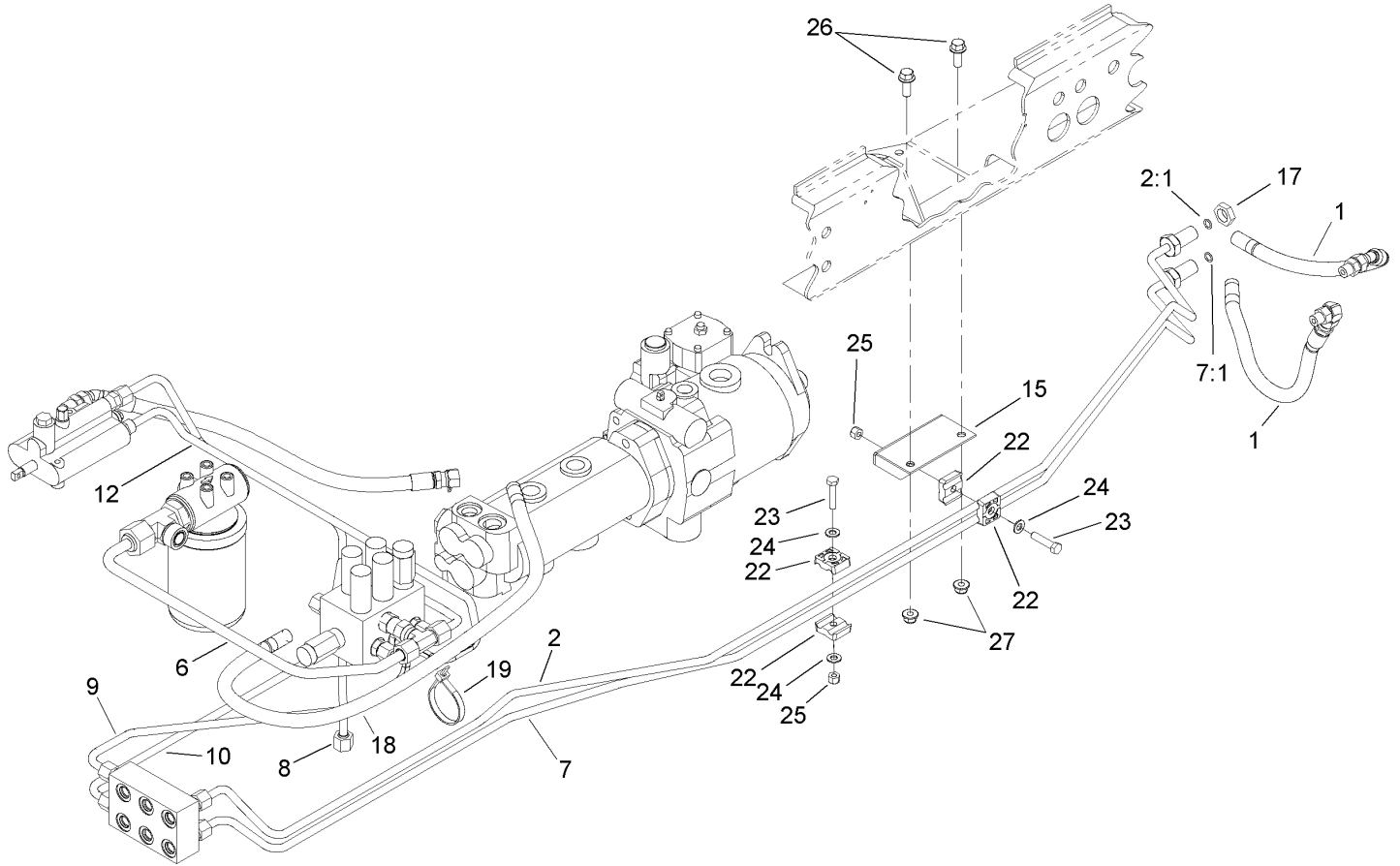
Ref	Part No.	Qty.	Description
20	56-7973	14	Clamp-Tube
32	322-6	3	Screw-HH
33	322-7	4	Screw-HH
37	32128-20	2	Nut-HF
38	3234-5	2	Screw-HHF
39	3256-23	7	Washer-Flat
40	3296-29	4	Nut-Lock, NI
41	105-3993-03	1	Bracket-Support, Tube
42	32144-14	2	Screw-HWHTF
43	2412-138	1	R-Clamp



Mow Block Hydraulic Line Assembly

Ref	Part No.	Qty.	Description
1	104-5483	2	Hose ASM
2	104-5488	1	Tube ASM
2:1	340-65	1	O-Ring
5	105-9862	1	Tube ASM
5:1	237-22	2	O-Ring
6	105-3895	1	Tube ASM
6:1	237-65	1	O-Ring
7	105-3885	1	Tube ASM
8	105-3893	1	Tube ASM
8:1	237-65	1	O-Ring
9	105-3894	1	Tube ASM
9:1	237-65	1	O-Ring
10	69-9000	9	Spacer
11	240-3	9	Grommet-Rubber
12	340-74	9	Locknut-Bulkhead
13	69-9010	18	Washer
14	340-68	1	Fitting-Tee, Bulkhead
14:1	237-22	3	O-Ring
15	105-3914	1	Tube ASM
15:1	237-22	1	O-Ring
16	108-6063	1	Front Drain Tube ASM
16:1	237-22	1	O-Ring
17	105-3902	1	Tube ASM
17:1	237-65	1	O-Ring

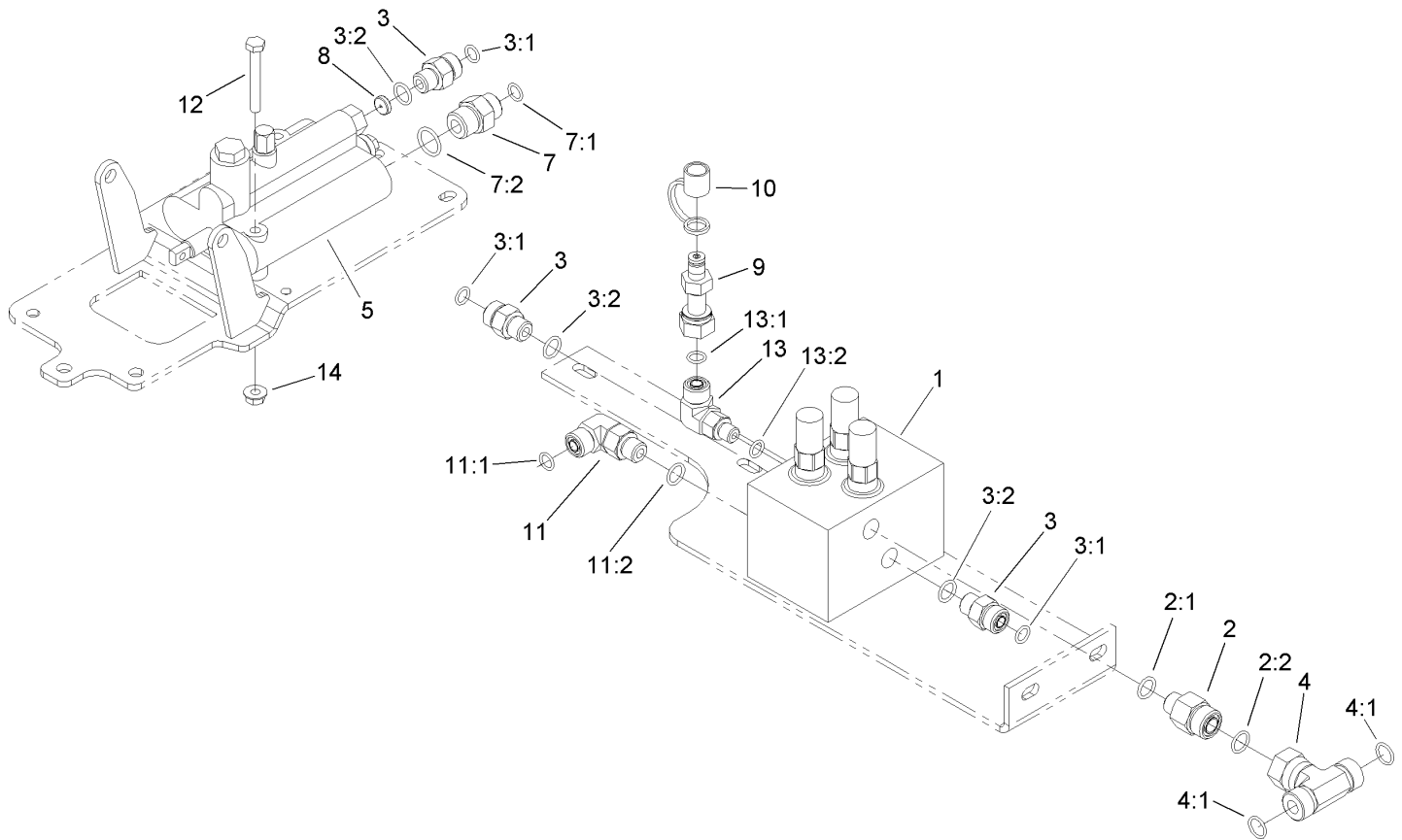
Ref	Part No.	Qty.	Description
18	105-3911	1	Tube ASM
19	105-3901	1	Tube ASM
19:1	237-65	2	O-Ring
21	105-3900	1	Tube ASM
21:1	237-65	2	O-Ring
23	104-5481	1	Tube ASM
23:1	340-65	1	O-Ring
24	340-154	2	Union-Bulkhead
24:1	237-22	2	O-Ring
25	56-7971	4	Clamp-Tube
26	340-128	2	Nut-Bulkhead
27	340-70	4	Nut-Lock
28	322-8	1	Screw-HH
29	3256-23	4	Washer-Flat
30	3296-29	2	Nut-Lock, NI
31	322-13	1	Screw-HH
32	56-7973	2	Clamp-Tube
33	340-72	1	Fitting-Bulkhead, 90 DEG
33:1	237-65	2	O-Ring



Hydraulic Lift Line Assembly

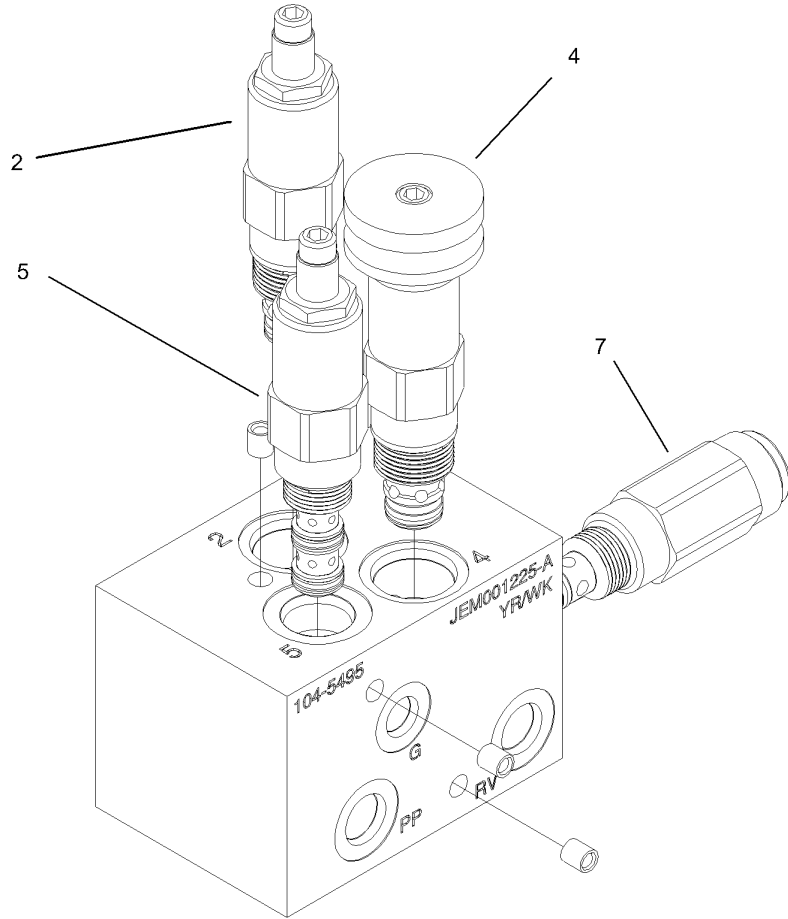
Ref	Part No.	Qty.	Description
1	105-9238	4	Hose ASM
2	105-3988	1	Tube ASM
2:1	237-22	1	O-Ring
6	105-3860	1	Tube ASM
7	105-3989	1	Tube ASM
7:1	237-22	1	O-Ring
8	105-3928	1	Tube ASM
9	105-3916	1	Tube ASM
10	105-3917	1	Tube ASM
12	105-9249	1	Tube ASM
15	105-3990-03	1	Bracket-Support, Tube
17	340-70	2	Nut-Lock
18	105-9838	1	Hose ASM
19	3334-945	1	Tie-Cable
22	56-7973	4	Clamp-Tube
23	322-7	2	Screw-HH
24	3256-23	3	Washer-Flat
25	3296-29	2	Nut-Lock, NI
26	3234-11	1	Screw-HHF
27	104-8301	1	Nut-Flange, NI

--	--	--	--



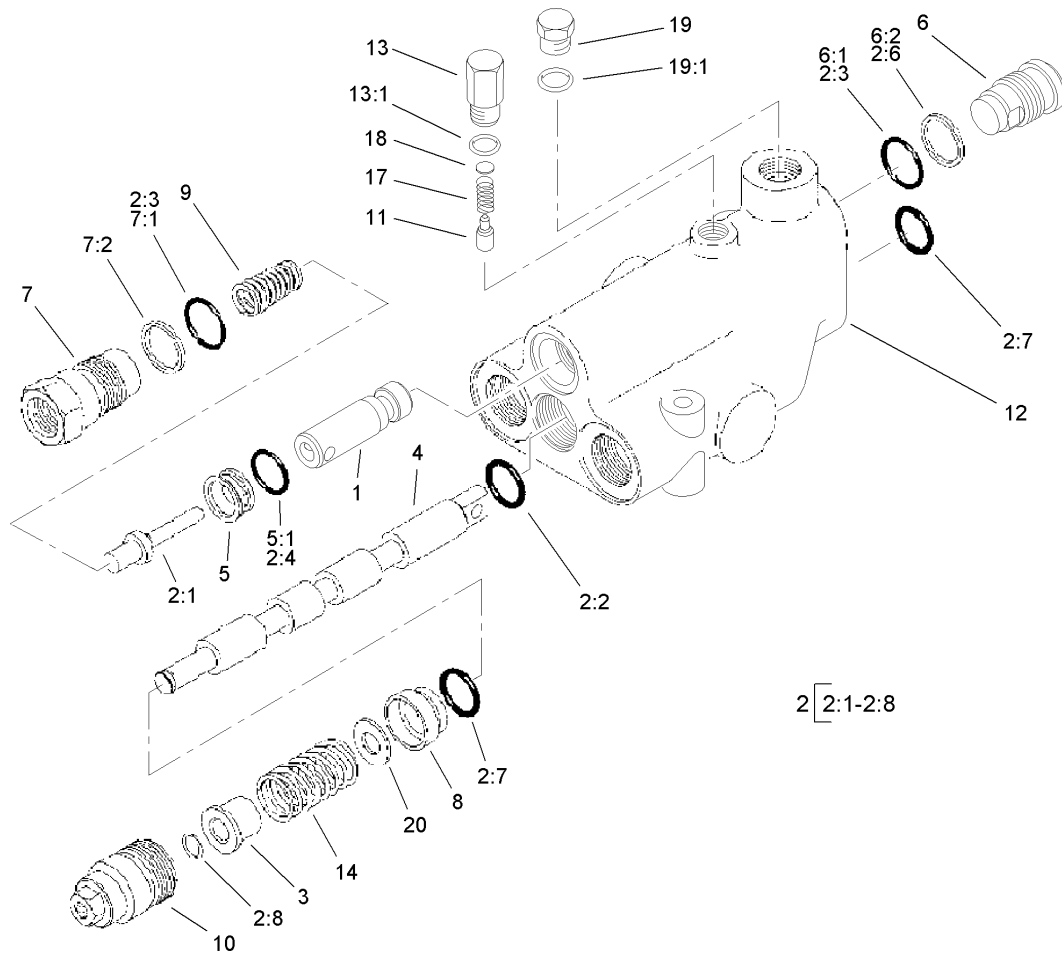
Lift Valve and Counter Balance Assembly

Ref	Part No.	Qty.	Description
1	104-5495	1	Manifold ASM
2	340-5	1	Fitting-Straight
2:1	237-42	1	O-Ring
2:2	237-30	1	O-Ring
3	340-2	3	Fitting-HYD, Straight
3:1	237-22	1	O-Ring
3:2	237-42	1	O-Ring
4	93-6810	1	Fitting-Tee
4:1	237-30	2	O-Ring
5	104-5494	1	Valve-Spool, Single
7	340-3	2	Adapter
7:1	237-22	1	O-Ring
7:2	237-79	1	O-Ring
8	84-6402	1	Disc-Orifice
9	86-5480	1	Nipple-Test
10	354-79	1	Cap-Dust
11	340-77	1	Fitting-HYD, 90 DEG
11:1	237-22	1	O-Ring
11:2	237-42	1	O-Ring
12	321-11	2	Screw-HH
13	340-97	1	Fitting-HYD, 90 DEG
13:1	237-22	1	O-Ring
13:2	237-78	1	O-Ring
14	32128-33	2	Nut-HF



Manifold Assembly No. 104-5495

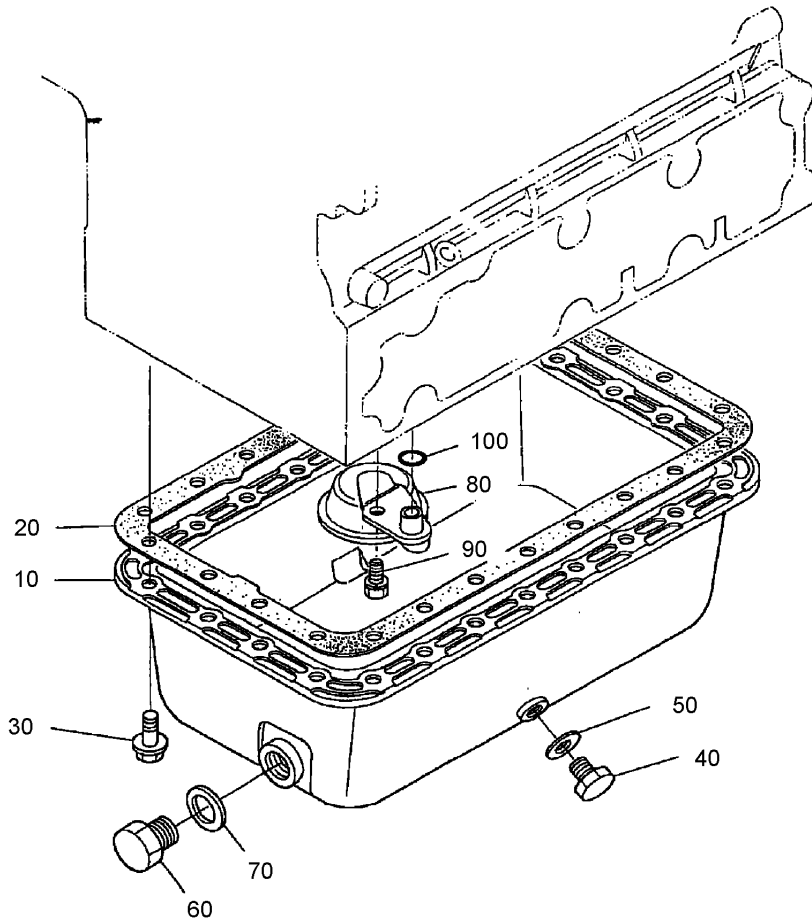
Ref	Part No.	Qty.	Description
2	105-9161	1	Relief-Operated, Pilot
●2:1	105-9151	1	Seal Kit
4	105-9162	1	Relief-Operated, Pilot
●4:1	105-9151	1	Seal Kit
5	105-9163	1	Valve-Pilot Sequence, EXT
●5:1	105-9164	1	Seal Kit
7	105-9844	1	Valve-Relief
●7:2	105-9156	1	Seal Kit



Single Spool Valve Assembly No. 104-5494

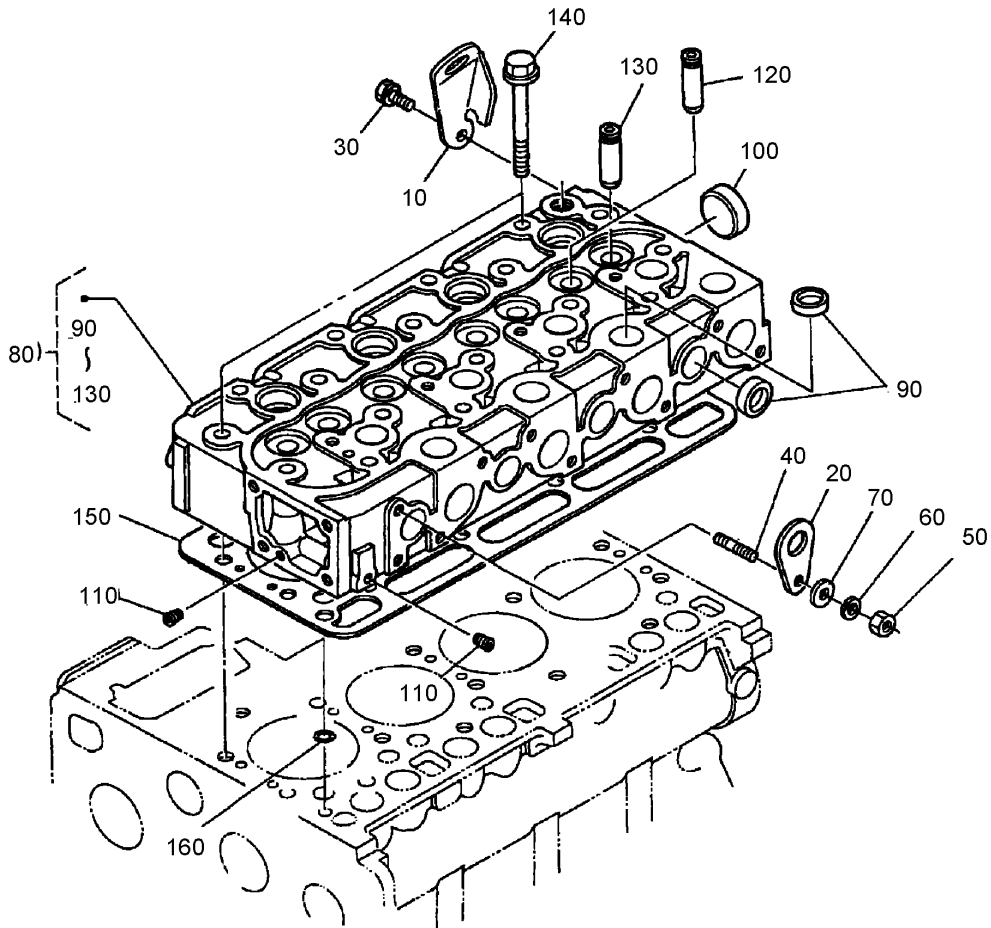
Ref	Part No.	Qty.	Description
1	84-6420	1	Plunger
2	99-3589	1	Seal Kit
2:1	58-6290	2	Poppet
2:2	58-6320	1	Wiper
2:3	60-5720	2	O-Ring
2:4	58-6340	2	O-Ring
2:5	93-6314	1	O-Ring
2:6	58-6370	2	Washer
2:7	58-6450	2	O-Ring
2:8	58-6460	1	Ring-Retaining
3	58-6310	1	Spacer
4		1	Spool
5	58-6330	1	Seat
5:1	58-6340	1	O-Ring
6	58-6350	1	Plug
6:1	60-5720	1	O-Ring
6:2	58-6370	1	Washer
7	69-1800	1	Plug ASM
7:1	60-5720	1	O-Ring
7:2	58-6370	1	Washer
8	58-6400	1	Bushing
9	69-1810	1	Spring
10	58-6420	1	Cap
11	58-6770	1	Plunger

Ref	Part No.	Qty.	Description
12		1	Body
13	58-6780	1	Plug
13:1	58-6790	1	O-Ring
14	58-6730	1	Spring
17	58-6760	1	Spring
18	60-6450	1	Disc
19	353-508	1	Plug
19:1	237-42	1	O-Ring
20	65-2770	1	Washer



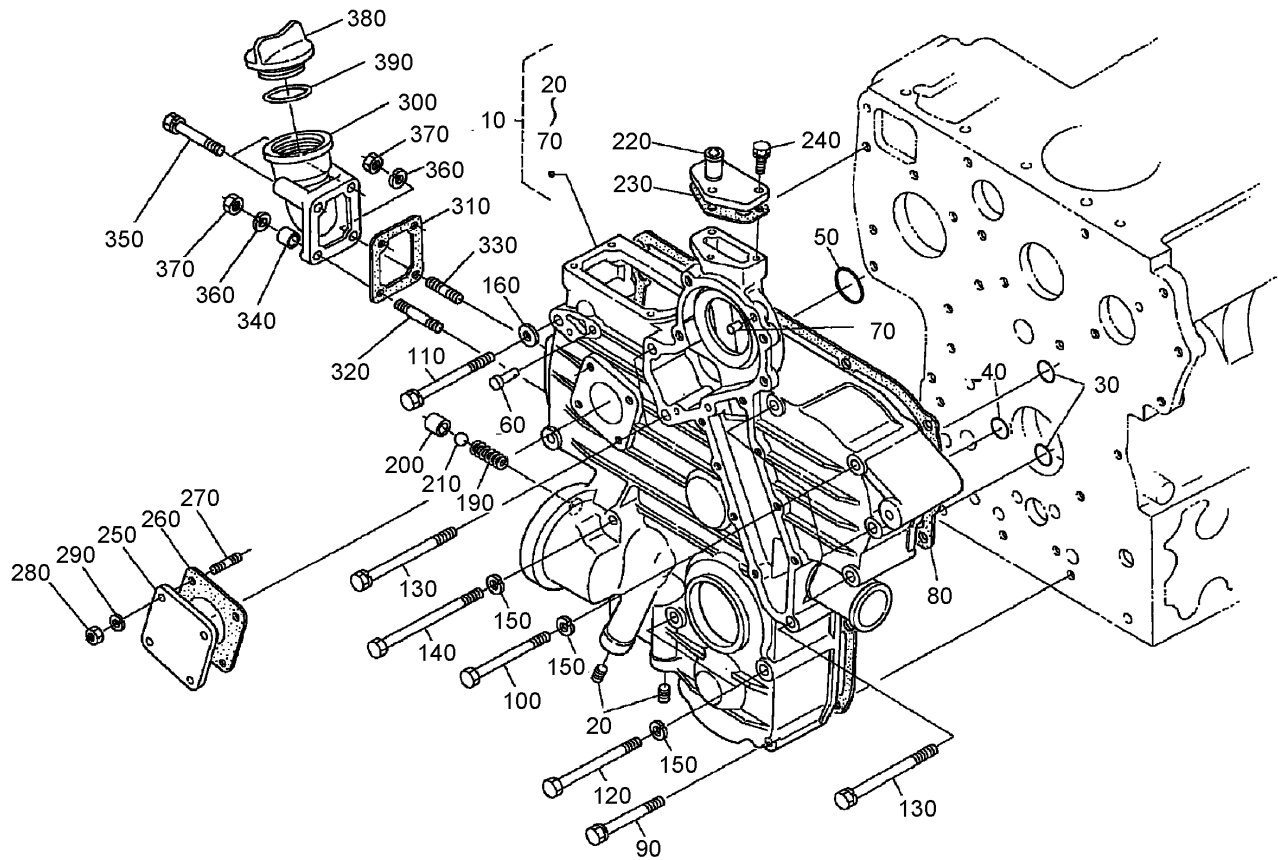
Oil Pan Assembly

Ref	Part No.	Qty.	Description				
10	98-7520	1	Pan-Oil				
20	108-7053	1	Gasket-Pan, Oil				
30	98-7522	24	Bolt-Flange				
40	98-9386	1	Plug				
50	98-7524	1	Gasket				
60	98-7529	1	Plug-Drain				
70	98-7528	1	O-Ring				
80	98-7525	1	Filter-Oil				
90	98-7526	1	Bolt				
100	108-7054	1	O-Ring				



Cylinder Head Assembly

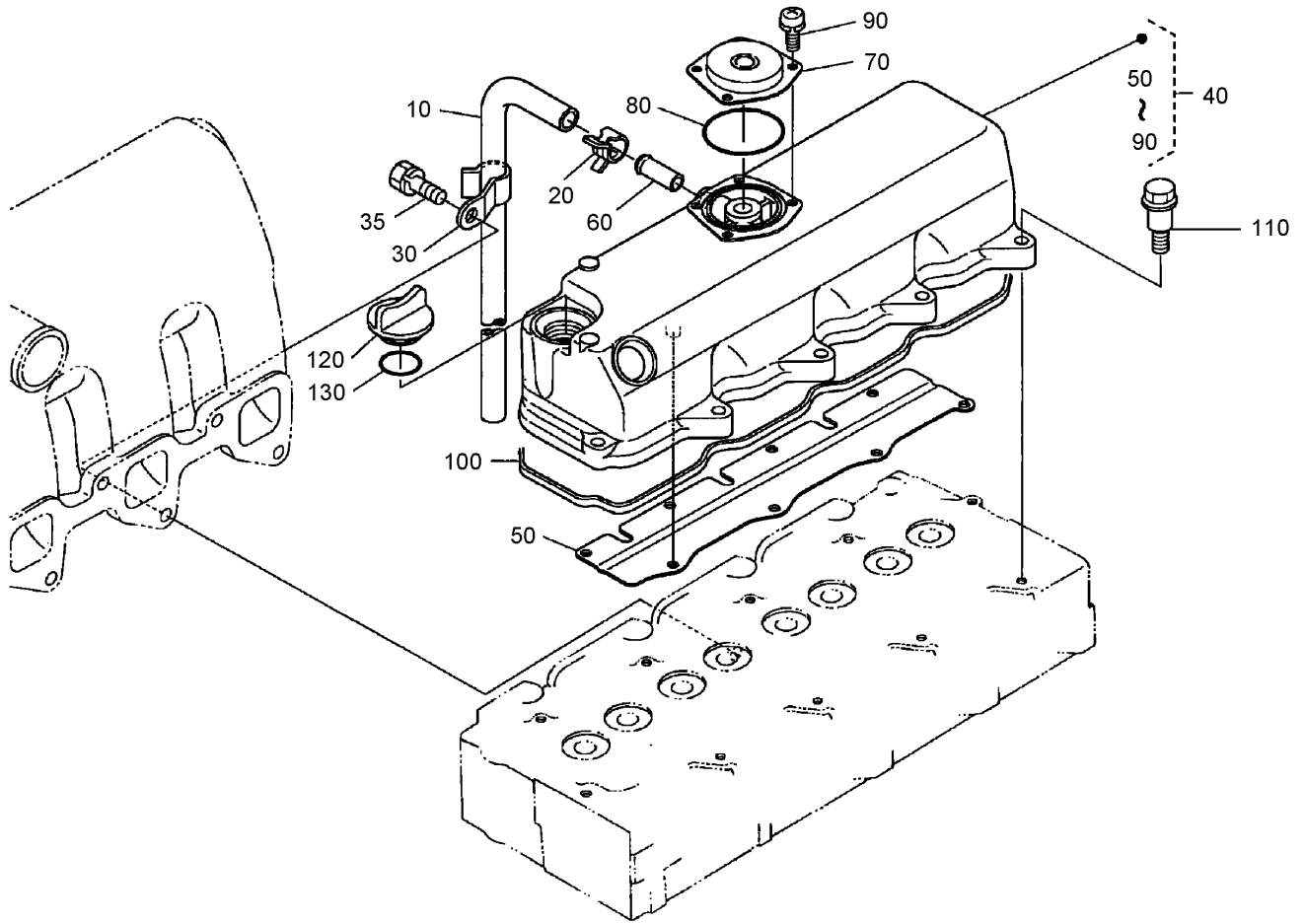
Ref	Part No.	Qty.	Description
10	98-7530	1	Hook-Engine
20	98-7531	1	Hook-Engine
30	98-7526	1	Bolt
40	98-7533	2	*obs* Stud
50	100-1559	1	Nut-Manifold, Exhaust
60	105-2893	1	Washer-Spring
70	98-7536	1	Washer-Plain
80	108-7055	1	Head-Cylinder
90	98-7538	12	Cap-Sealing
100	98-7539	1	Cap-Sealing
110	98-7540	2	Plug
120	98-7541	4	Guide-Valve, Intake
130	98-7542	4	Guide-Valve, Exhaust
140	98-7543	18	Bolt-Head, Cylinder
150	100-9160	1	Gasket-Head, Cylinder
160	98-7509	1	O-Ring



Gear Case Assembly

Ref	Part No.	Qty.	Description
10	100-9161	1	Gearcase ASM
20	107-0108	2	Plug
30	107-0104	2	O-Ring
40	107-0105	1	O-Ring
50	107-0106	1	O-Ring
60	98-7550	1	Pin-Spring, Start
70	98-7504	2	Pin-Straight
80	98-7552	1	Packing-Case, Gear
90	98-7553	2	Bolt
100	99-8336	5	Bolt
110	98-7555	1	Bolt
120	98-7556	2	Bolt
130	98-7557	3	Bolt
140	98-7558	2	Bolt
150	105-2893	9	Washer-Spring
160	98-7536	1	Washer-Plain
190	98-7563	1	Spring
200	98-7564	1	Seat-Valve
210	98-7565	1	Ball
220	98-7566	1	Flange-Return, Water
230	98-7567	1	Gasket
240	98-7568	3	Bolt
250	98-7569	1	Cover
260	98-7570	1	Gasket-Meter, Hour

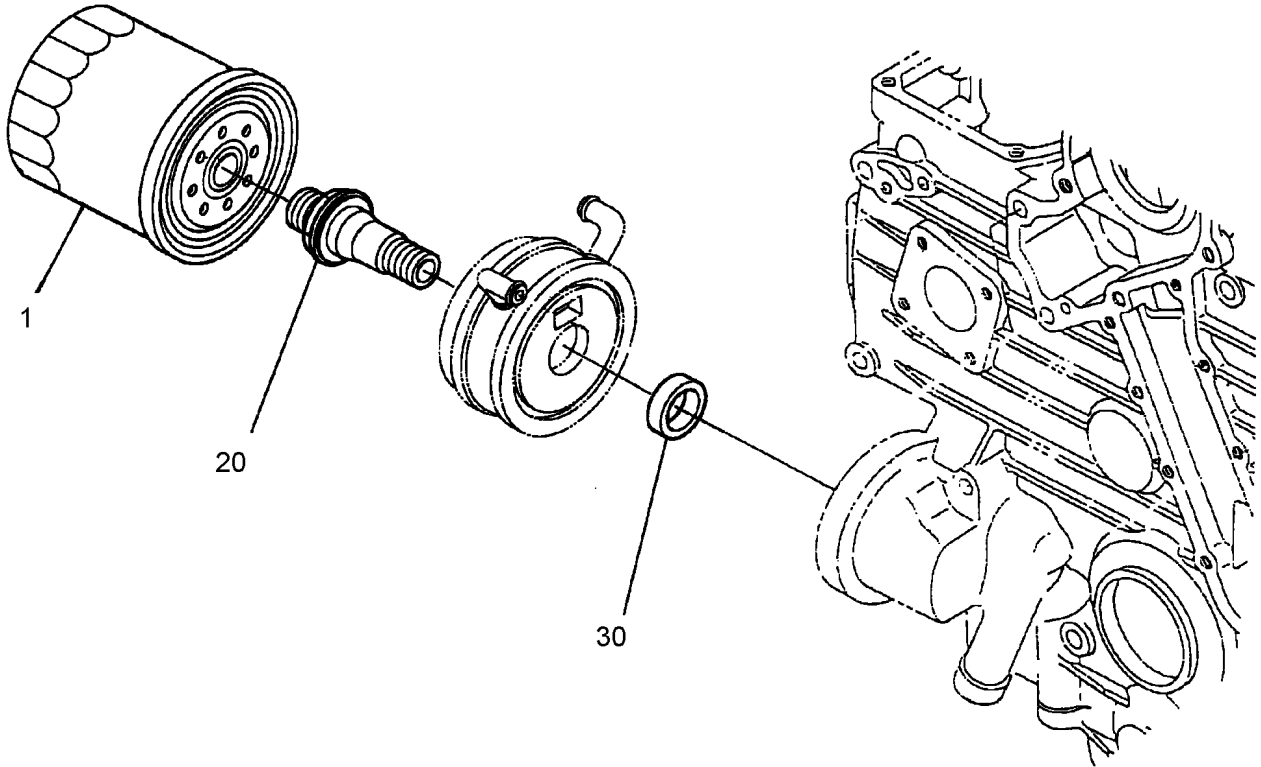
Ref	Part No.	Qty.	Description
270	98-7571	4	Stud
280	98-7572	4	Nut
290	98-7699	4	Washer-Spring
300	100-9162	1	Flange-Filter, Oil
310	100-9163	1	Gasket
320	98-7571	1	Stud
330	100-9164	1	Stud
340	100-9165	1	Collar
350	107-9073	2	Bolt
360	98-7699	2	Washer-Spring
370	98-7572	2	Nut
380	98-7429	1	Plug-Filter, Oil
390	108-7064	1	O-Ring



Head Cover Assembly

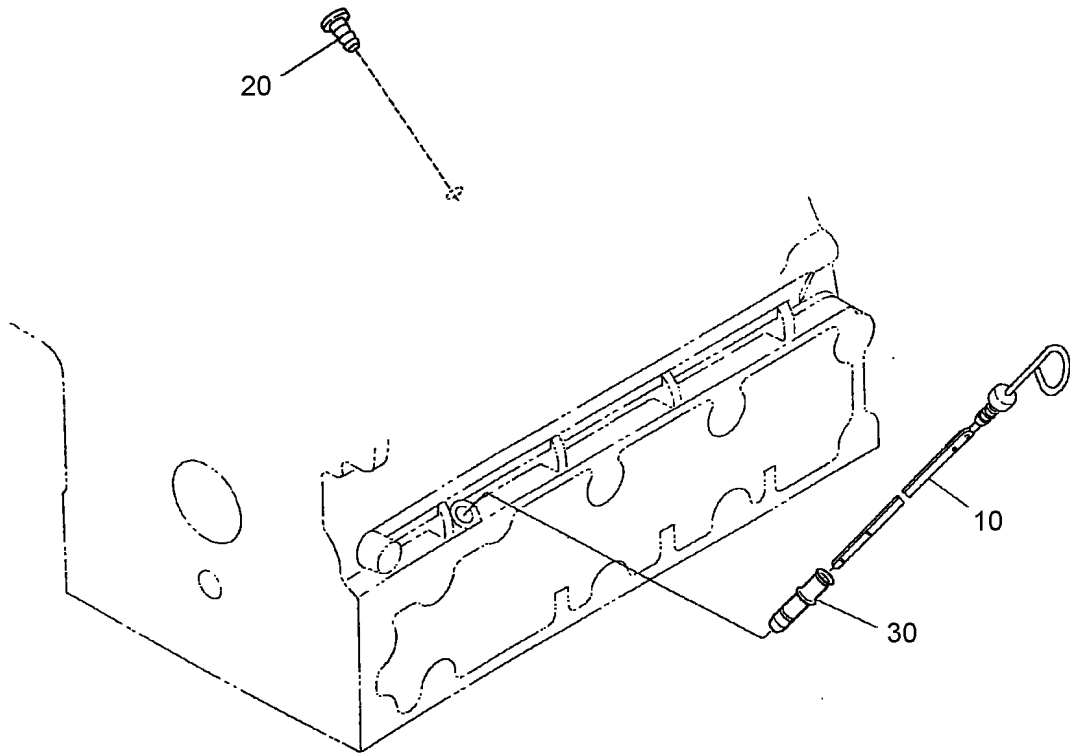
Ref	Part No.	Qty.	Description
10	108-7056	1	Tube-Breather
20	108-2859	1	Clamp-Hose
30	108-7057	1	Clamp-Tube, Breather
35	98-7610	1	Bolt
40	108-7058	1	Cylinder Head Cover ASM
50	108-7059	1	Shield-Breather
60	98-7766	1	Pipe-Return, Water
70	108-7060	1	Cover-Breather
80	108-7061	1	O Ring-Breather
90	98-9364	4	Screw (With Washer)
100	108-7062	1	Gasket-Cover, Head
110	108-7063	10	Bolt
120	98-7429	1	Plug-Filter, Oil
130	108-7064	1	O-Ring

--	--	--	--



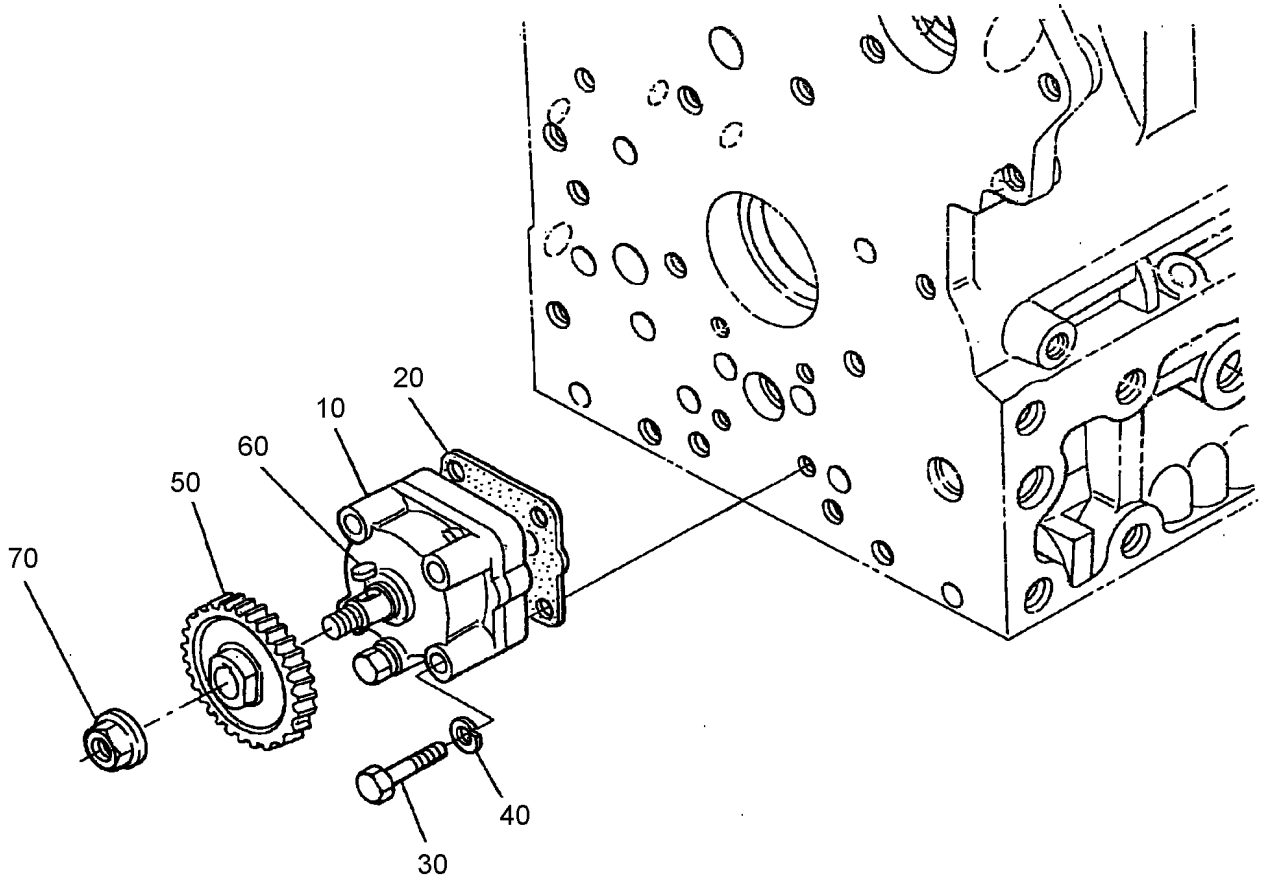
Oil Filter Assembly

Ref	Part No.	Qty.	Description
1	104-5169	1	Filter-Oil
20	100-9166	1	Connector
30	100-9167	1	Collar



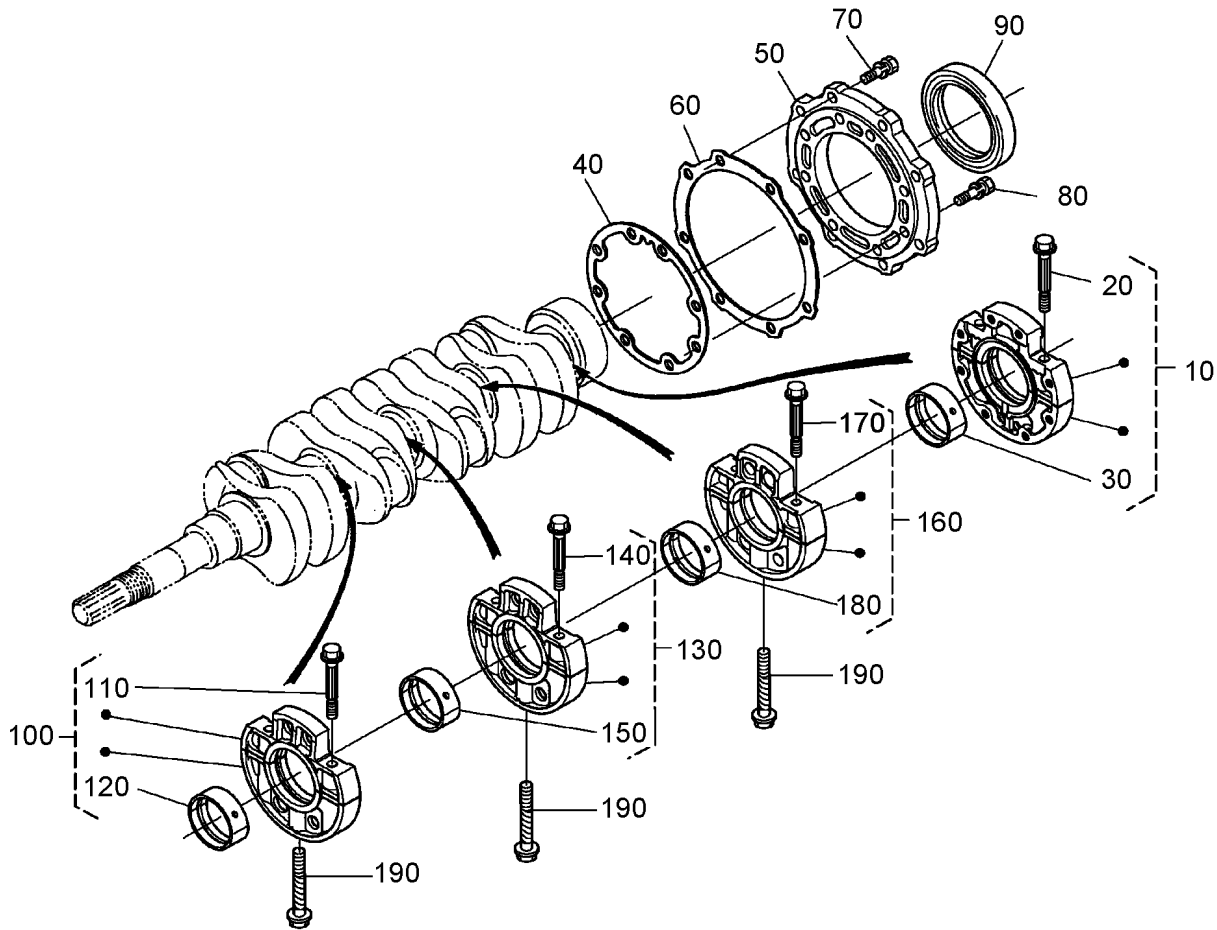
Dipstick and Guide Assembly

Ref	Part No.	Qty.	Description
10	105-4579	1	Gauge-Oil
20	100-9169	1	Plug-Gauge, Oil
30	105-4580	1	Guide



Oil Pump Assembly

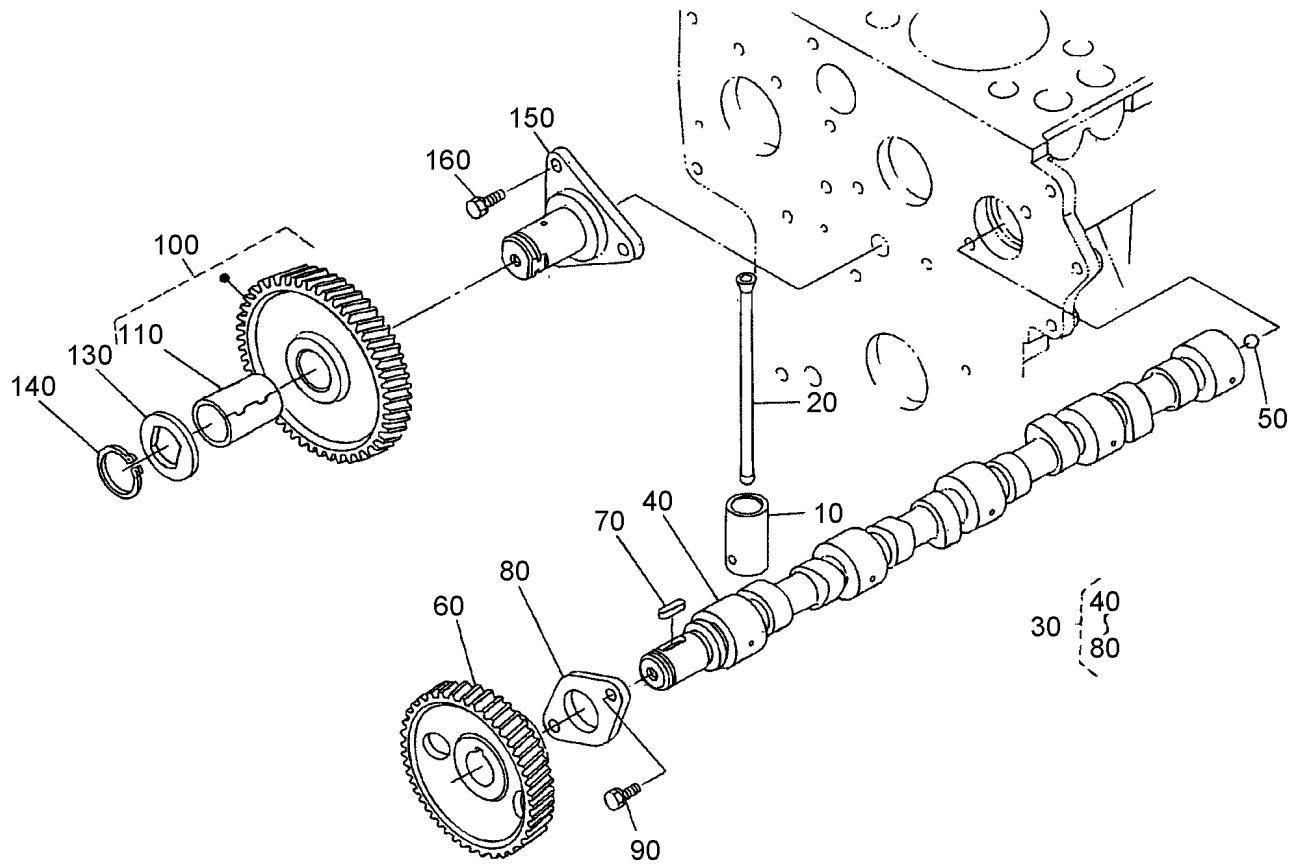
Ref	Part No.	Qty.	Description
10	100-9170	1	Oil Pump ASM
20	98-7513	1	Gasket-Pump, Oil
30	98-7514	4	Bolt
40	98-7699	4	Washer-Spring
50	98-7516	1	Gear-Drive, Oil Pump
60	98-7517	1	Key-Feather
70	98-7518	1	Nut-Flange



Main Bearing Case

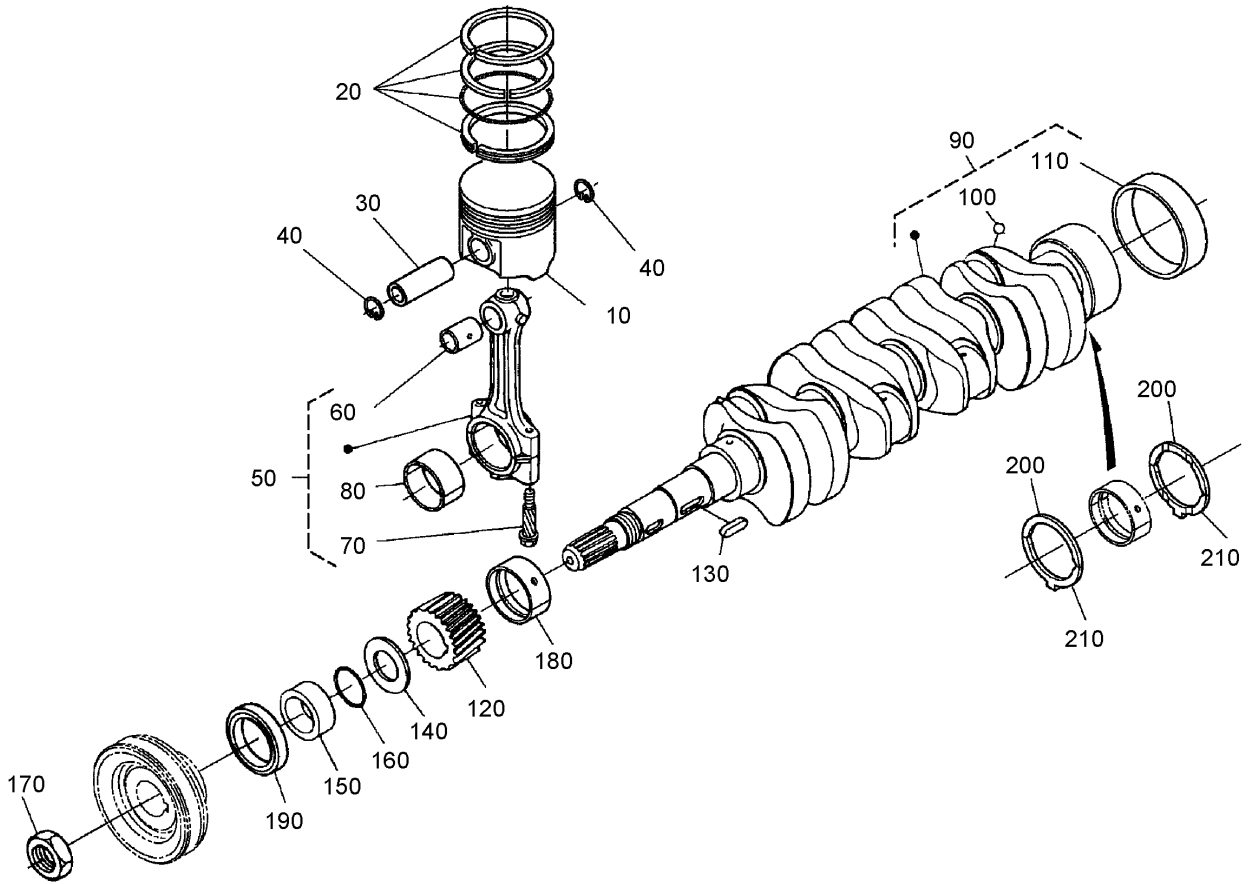
Ref	Part No.	Qty.	Description
10	108-7065	1	Wheel Bearing Case ASM
20	108-7066	2	Bolt-Case, Bearing
30	108-7069	1	Metal-Crankshaft (-0.40Mm)
30	108-7068	1	Metal-Crankshaft (-0.20Mm)
30	108-7067	1	Metal-Crankshaft (STD)
40	108-7070	1	Gasket-Case, Bearing
50	108-7071	1	Cover-Case, Bearing
60	98-7437	1	Gasket-Case Cover, Bearing
70	98-7438	8	Bolt
80	98-7439	8	Bolt
90	108-7072	1	Seal-Oil
100	108-7073	1	Main Bearing Case ASM
110	108-7066	2	Bolt-Case, Bearing
120	108-7069	1	Metal-Crankshaft (-0.40Mm)
120	108-7068	1	Metal-Crankshaft (-0.20Mm)
120	108-7067	1	Metal-Crankshaft (STD)
130	108-7074	1	Main Bearing Case ASM
140	108-7066	2	Bolt-Case, Bearing
150	108-7067	1	Metal-Crankshaft (STD)
150	108-7068	1	Metal-Crankshaft (-0.20Mm)
150	108-7069	1	Metal-Crankshaft (-0.40Mm)
160	108-7097	1	Main Bearing Case ASM
170	108-7066	2	Bolt-Case, Bearing
180	108-7069	1	Metal-Crankshaft (-0.40Mm)

Ref	Part No.	Qty.	Description
180	108-7068	1	Metal-Crankshaft (-0.20Mm)
180	108-7067	1	Metal-Crankshaft (STD)
190	98-7444	3	Bolt-Case, Bearing



Camshaft and Idler Gear Shaft Assembly

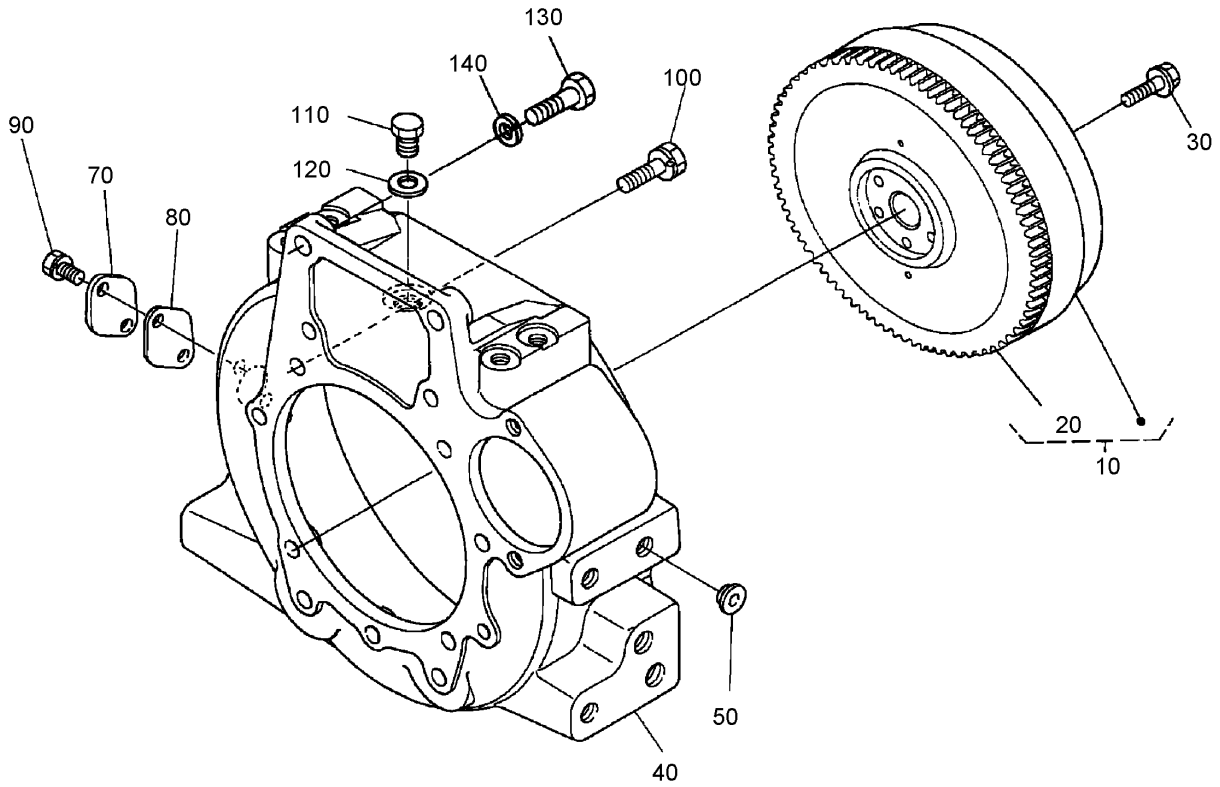
Ref	Part No.	Qty.	Description
10	98-7445	8	Tappet
20	98-7446	8	Rod-Push
30	100-9179	1	Camshaft ASM
40	100-9180	1	Camshaft
50	98-7473	1	Ball
60	98-7450	1	Gear-Camshaft
70	98-7451	1	Key-Feather
80	98-7452	1	Stopper-Camshaft
90	98-7453	2	Bolt
100	107-0109	1	Gear-Idler
110	98-7455	1	Bushing-Gear, Idler
130	107-0111	1	Collar
140	107-0112	1	Circlip-External
150	107-0113	1	Shaft-Gear, Idler
160	98-7453	3	Bolt



Piston and Crankshaft Assembly

Ref	Part No.	Qty.	Description
10	100-9181	4	Piston-STD
10	99-5435	1	Piston (.50Mm)
20	99-5436	1	Piston Ring ASM (0.50Mm)
20	100-9182	4	Piston Ring ASM (STD)
30	98-7464	4	Pin-Piston
40	98-7465	8	Clip-Pin, Piston
50	98-7466	4	Connecting Rod ASM
60	98-7467	4	Bushing-Pin, Piston
70	98-7468	8	Bolt-Rod, Connecting
80	98-7471	4	Metal-Crankpin (-0.40Mm)
80	98-7470	4	Metal-Crankpin (-0.20Mm)
80	98-7469	4	Metal-Crankpin (STD)
90	98-7472	1	Crankshaft-Complete
100	98-7473	4	Ball
110	98-7474	1	Sleeve-Crankshaft
120	98-7475	1	Gear-Crankshaft
130	98-7451	1	Key-Feather
140	98-7476	1	Slinger-Oil
150	98-7477	1	Collar-Crankshaft
160	98-7478	1	O-Ring
170	98-7479	1	Nut-Crankshaft
180	108-7077	1	Metal-Crankshaft (-0.40Mm)
180	108-7076	1	Metal-Crankshaft (-0.20Mm)
180	108-7075	1	Metal-Crankshaft (STD)

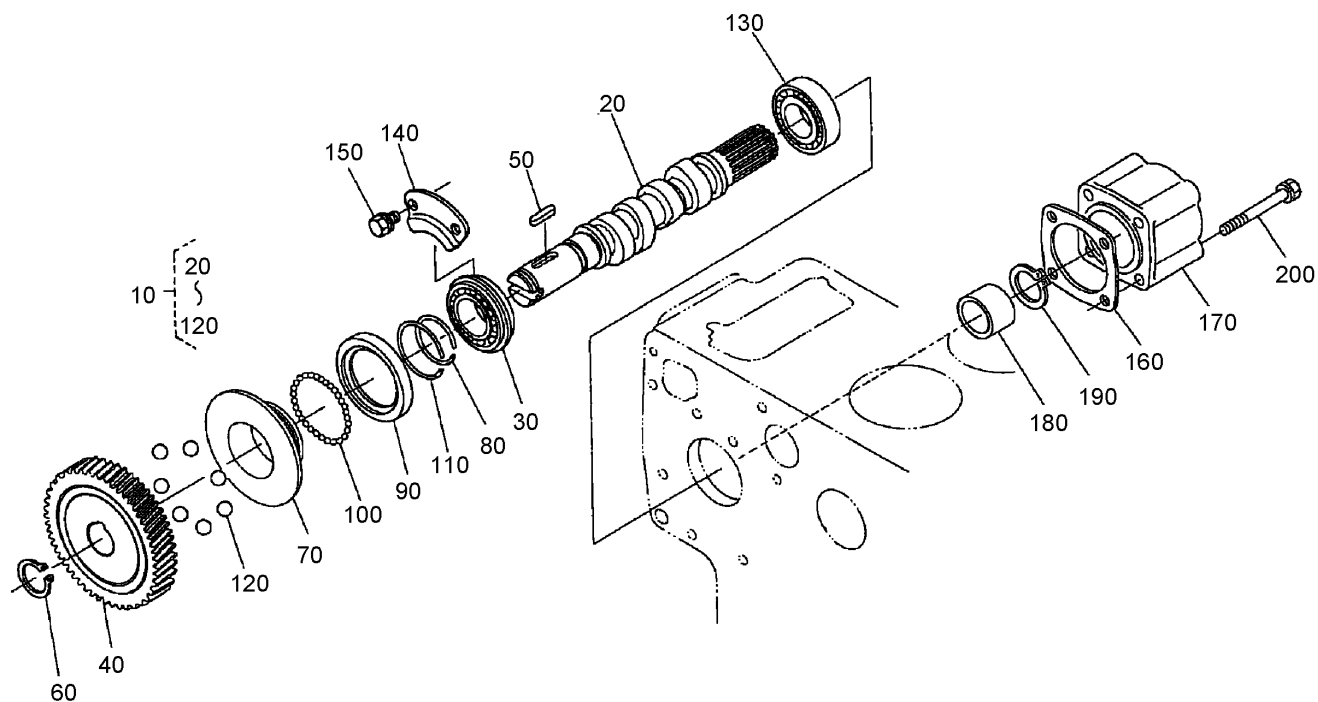
Ref	Part No.	Qty.	Description
190	98-7480	1	Seal-Oil
200	108-7080	2	Metal-Side (+0.40Mm)
200	108-7079	2	Metal-Side (+0.20Mm)
200	108-7078	2	Metal-Side (STD)
210	108-7083	2	Metal-Side (+0.40Mm)
210	108-7082	2	Metal-Side (+0.20Mm)
210	108-7081	2	Metal-Side (STD)



Flywheel Assembly

Ref	Part No.	Qty.	Description
10	98-7532	1	Flywheel
20	98-7560	1	Gear-Ring
30	98-7573	6	Bolt-Flywheel
40	98-7559	1	Housing-Flywheel
50	100-9189	2	Plug
70	98-7883	1	Cover
80	98-7886	1	Gasket
90	105-4577	2	Bolt
100	98-7885	11	Bolt
110	98-7546	1	Plug
120	100-9194	1	Washer-Plain
130	107-0114	2	Bolt
140	107-0118	2	Washer-Spring

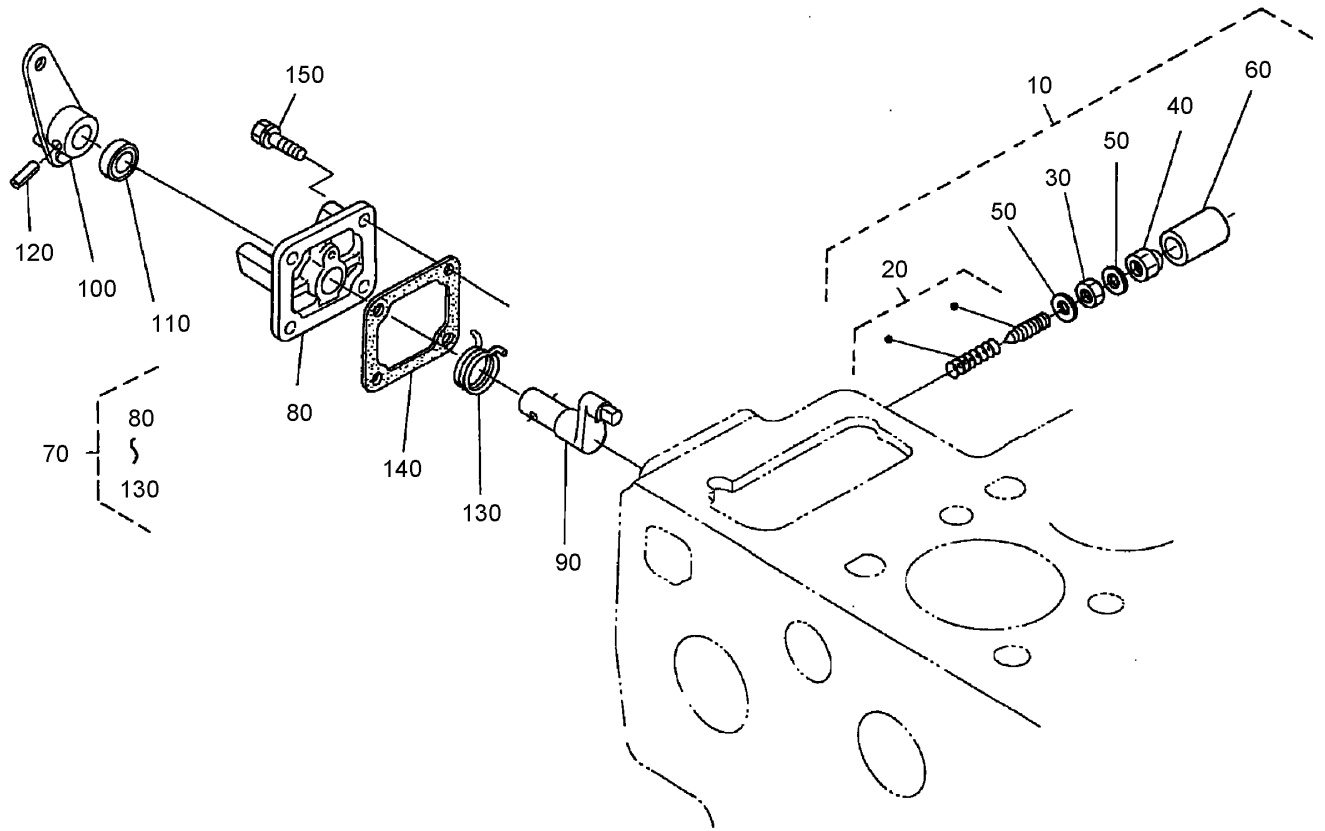
--	--	--	--



Fuel Camshaft and Governor Shaft Assembly

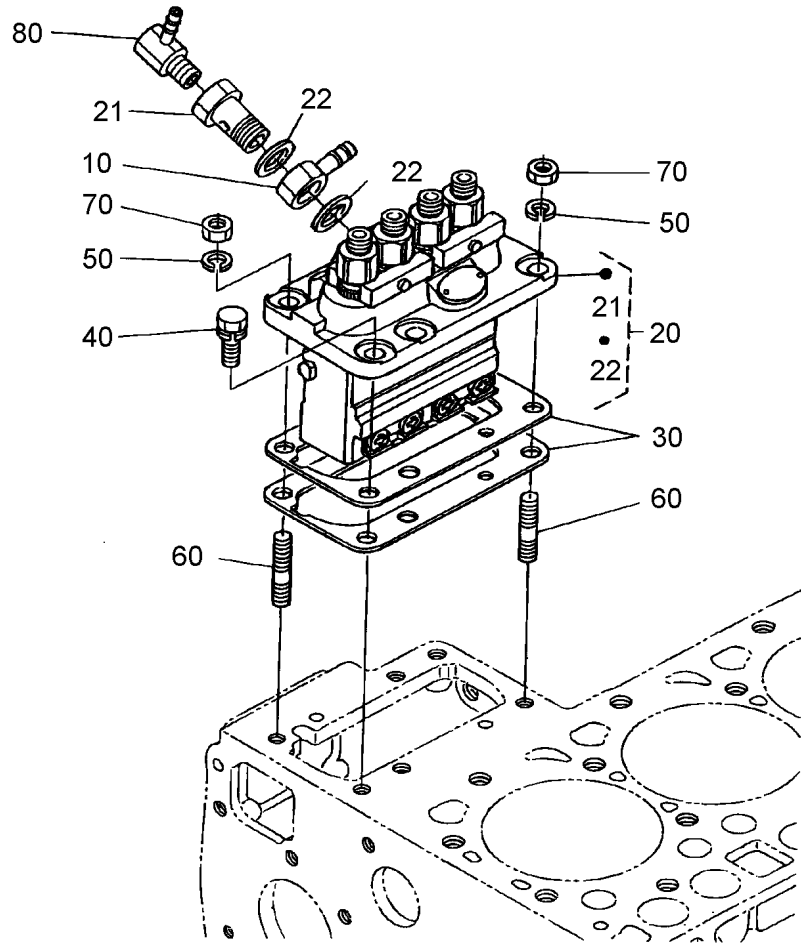
Ref	Part No.	Qty.	Description
10	98-7551	1	Fuel Camshaft ASM
20	98-7508	1	Camshaft-Fuel
30	98-7595	1	Bearing-Ball
40	98-7574	1	Gear-Pump, Injection
50	98-7575	1	Key-Feather
60	98-7576	1	Clip-Cir., External
70	98-7577	1	Sleeve-Governor
80	98-7578	1	Circlip-Sleeve, Governor
90	98-7579	1	Case-Ball, Governor
100	98-7580	39	Ball
110	98-7581	1	Circlip
120	98-7582	7	Ball
130	108-7084	1	Bearing-Ball
140	98-7584	1	Stopper
150	100-9195	2	Bolt
160	98-7588	1	Gasket
170	98-7586	1	Cover-Fuel, Camshaft
180	98-7587	1	Collar
190	98-7589	1	Circlip-External
200	98-7590	4	Bolt

--	--	--	--



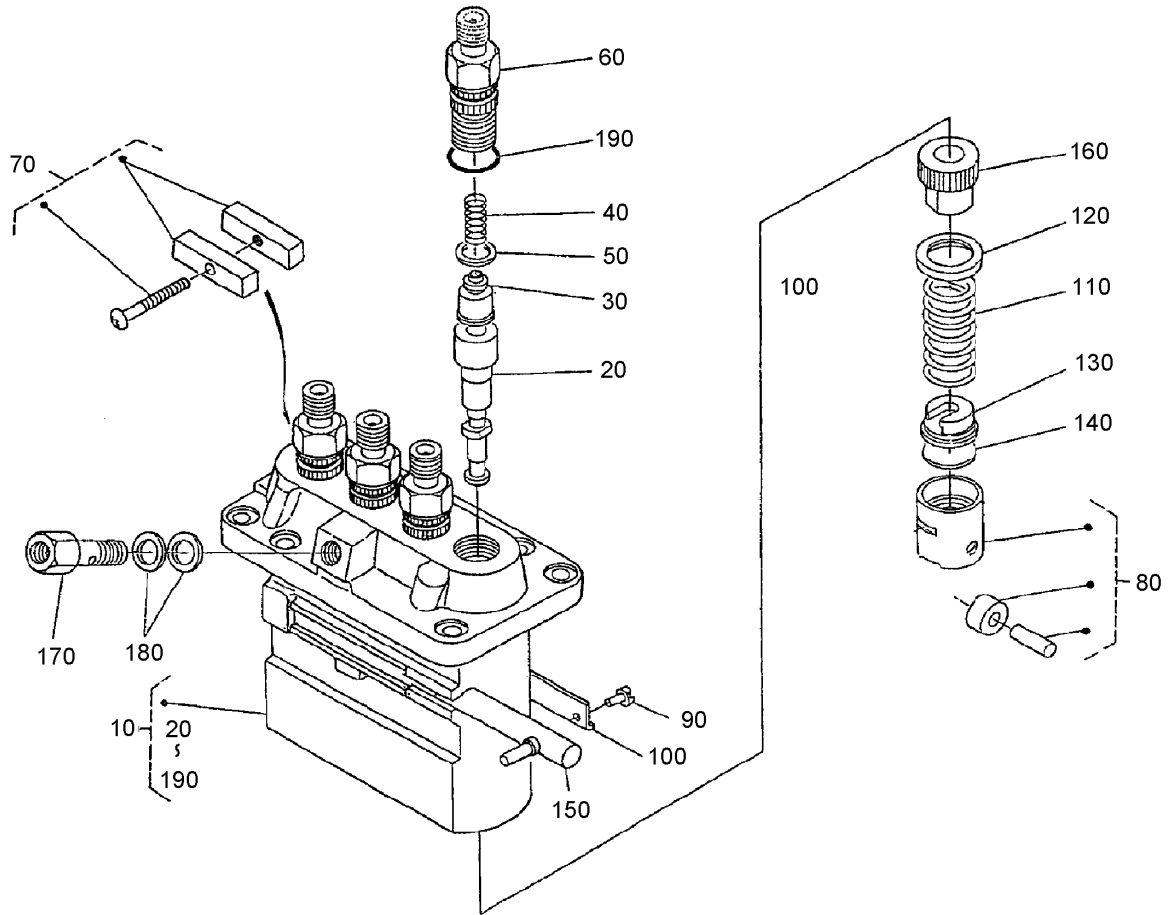
Engine Stop Lever Assembly

Ref	Part No.	Qty.	Description
10	98-7591	1	I/D Appartus ASM
20	98-7592	1	Adjusting Bolt ASM
30	98-7593	1	Nut
40	98-7594	1	Nut-Cap
50	98-7428	2	Gasket
60	98-7596	1	Cap
70	100-9198	1	Engine Stop Lever ASM
80	98-7598	1	Cover-Pump, Injection
90	100-9200	1	Shaft-Lever
100	98-7600	1	Lever-Stop, Engine
110	98-7601	1	Seal-Oil
120	98-7602	1	Pin-Spring
130	98-7603	1	Spring-Return
140	98-7604	1	Gasket-Cover, Pump
150	98-7605	4	Bolt



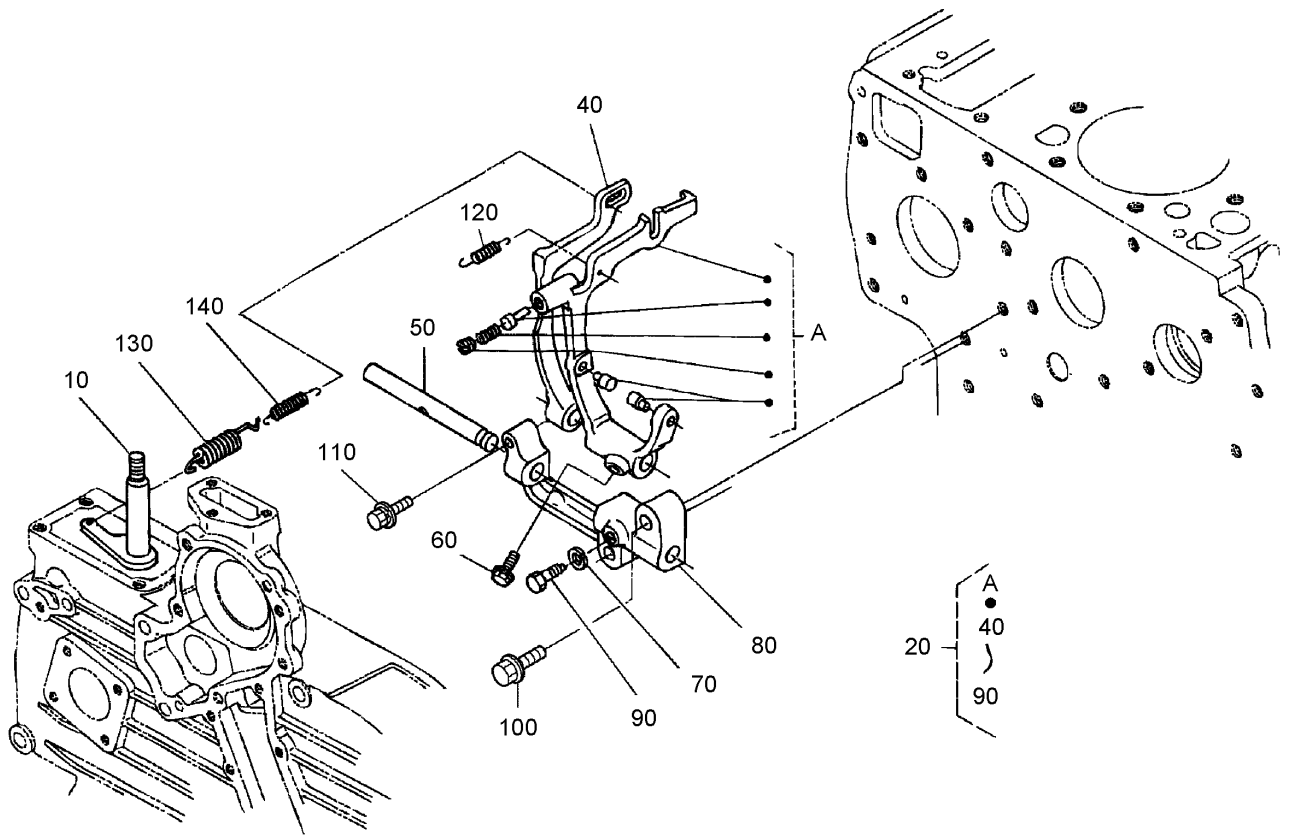
Injection Pump Assembly

Ref	Part No.	Qty.	Description				
10	98-7617	1	Joint				
20	100-9201	1	Injection Pump ASM				
21	98-7635	1	Screw				
22	98-7636	2	Gasket				
30	98-7609	1	Shim-Pump, Injection				
30	98-7608	1	Shim				
30	98-7607	1	Shim				
40	98-7610	4	Bolt				
50	105-2893	2	Washer-Spring				
60	100-1558	2	Stud-Manifold, Exhaust				
70	98-7534	2	Nut				
80	107-4300	1	Orifice ASM				



Injection Pump (Component Part) Assembly

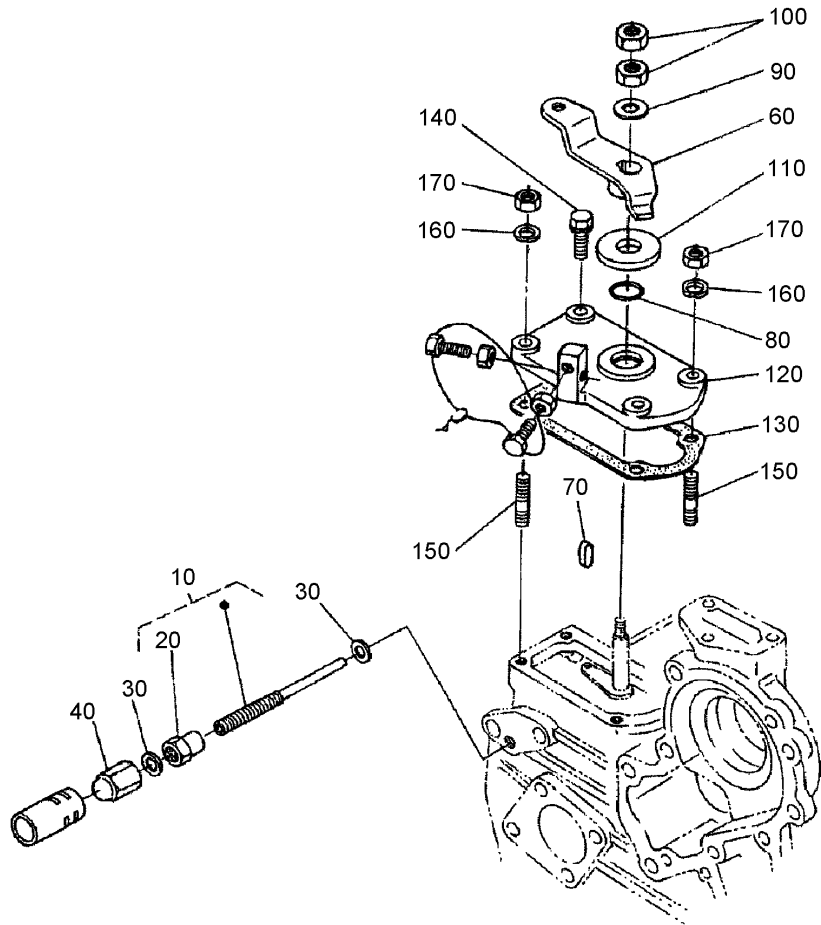
Ref	Part No.	Qty.	Description
10	100-9201	1	Injection Pump ASM
20	98-7619	4	Plunger-Pump
30	98-7620	4	Valve-Delivery
40	98-7621	4	Spring-Valve, Delivery
50	98-7622	4	Gasket-Valve, Delivery
60	98-7623	4	Holder-Valve, Delivery
70	98-7624	2	Lock Plate ASM
80	98-7625	4	Tappet ASM
90	98-7626	4	Pin-Guide, Tappet
100	98-7627	2	Plate
110	98-7628	4	Spring-Plunger
120	98-7629	4	Seat-Spring, Upper
130	98-7630	4	Seat-Spring, Lower
140	98-7631	4	Shim
150	98-7632	1	Rack-Control
160	98-7634	4	Sleeve-Control
170	98-7635	1	Screw
180	98-7636	2	Gasket
190	98-7637	4	O-Ring



Governor Assembly

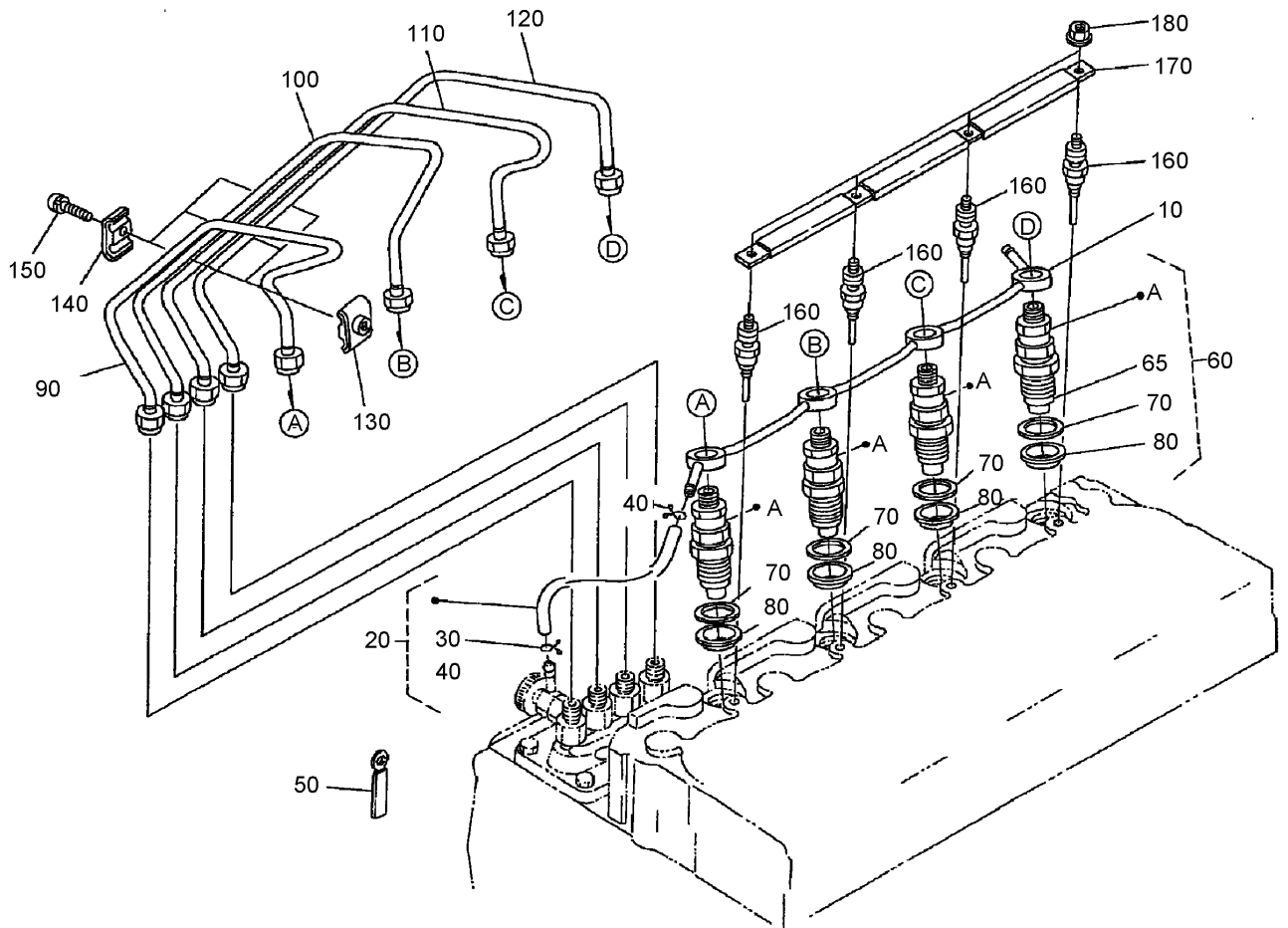
Ref	Part No.	Qty.	Description
10	98-7638	1	Lever-Governor
20	100-9204	1	Lever-Fork
40	100-9206	1	Lever-Fork
50	107-0120	1	Shaft-Lever, Fork
60	107-0116	1	Bolt-Flange
70	98-7699	1	Washer-Spring
80	98-7643	1	Holder-Lever, Fork
90	98-7644	1	Bolt
100	108-7085	2	Bolt-Flange
110	108-7086	1	Bolt
120	100-9207	1	Spring-Start
130	100-9208	1	Spring-Governor
140	98-7651	1	Spring-Governor

--	--	--	--



Speed Control Plate Assembly

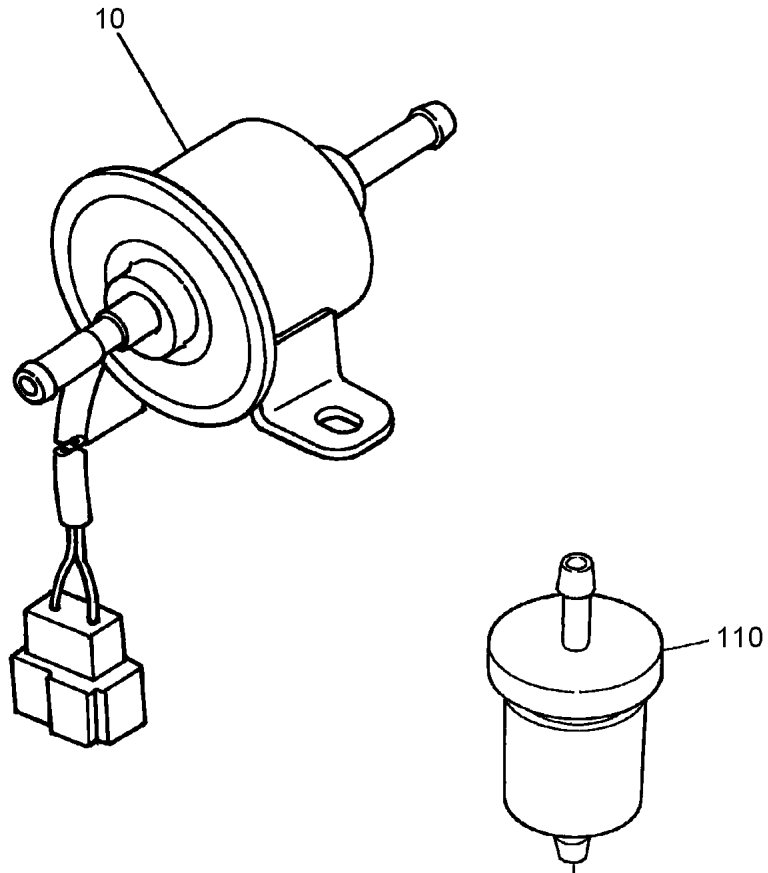
Ref	Part No.	Qty.	Description
10	107-0132	1	Adjustable Bolt ASM
20	98-7653	1	Nut
30	98-7654	2	Gasket
40	98-7655	1	Nut-Cap
60	98-7657	1	Lever-Control, Speed
70	98-7658	1	Key-Feather
80	108-7087	1	O Ring
90	98-7660	1	Washer-Plain
100	98-7661	2	Nut
110	98-7662	1	Collar
120	98-7663	1	Plate-Control, Speed
130	98-7664	1	Gasket
140	98-7568	2	Bolt
150	98-7571	2	Stud
160	98-7699	2	Washer-Spring
170	98-7572	2	Nut



Nozzle Holder and Glow Plug Assembly

Ref	Part No.	Qty.	Description
10	100-9213	1	Overflow Pipe ASM
20	98-7670	1	Overflow Pipe ASM
30	98-7671	1	Clip-Pipe
40	98-7672	1	Clip-Pipe
50	98-7673	1	Clamp-Cord
60	100-9214	1	Nozzle Holder Kit
65	100-9215	4	Piece-Nozzle
70	98-7676	4	Gasket
80	98-7677	4	Seal-Heat
90	100-9216	1	Pipe-Injection
100	100-9217	1	Pipe-Injection
110	100-9218	1	Pipe-Injection
120	100-9219	1	Pipe-Injection
130	98-7682	3	Clamp-Pipe
140	98-7683	3	Clamp-Pipe
150	98-9364	3	Screw (With Washer)
160	98-7685	4	Plug-Glow
170	98-7686	1	Cord-Plug, Glow
180	99-8377	4	Nut-Flange

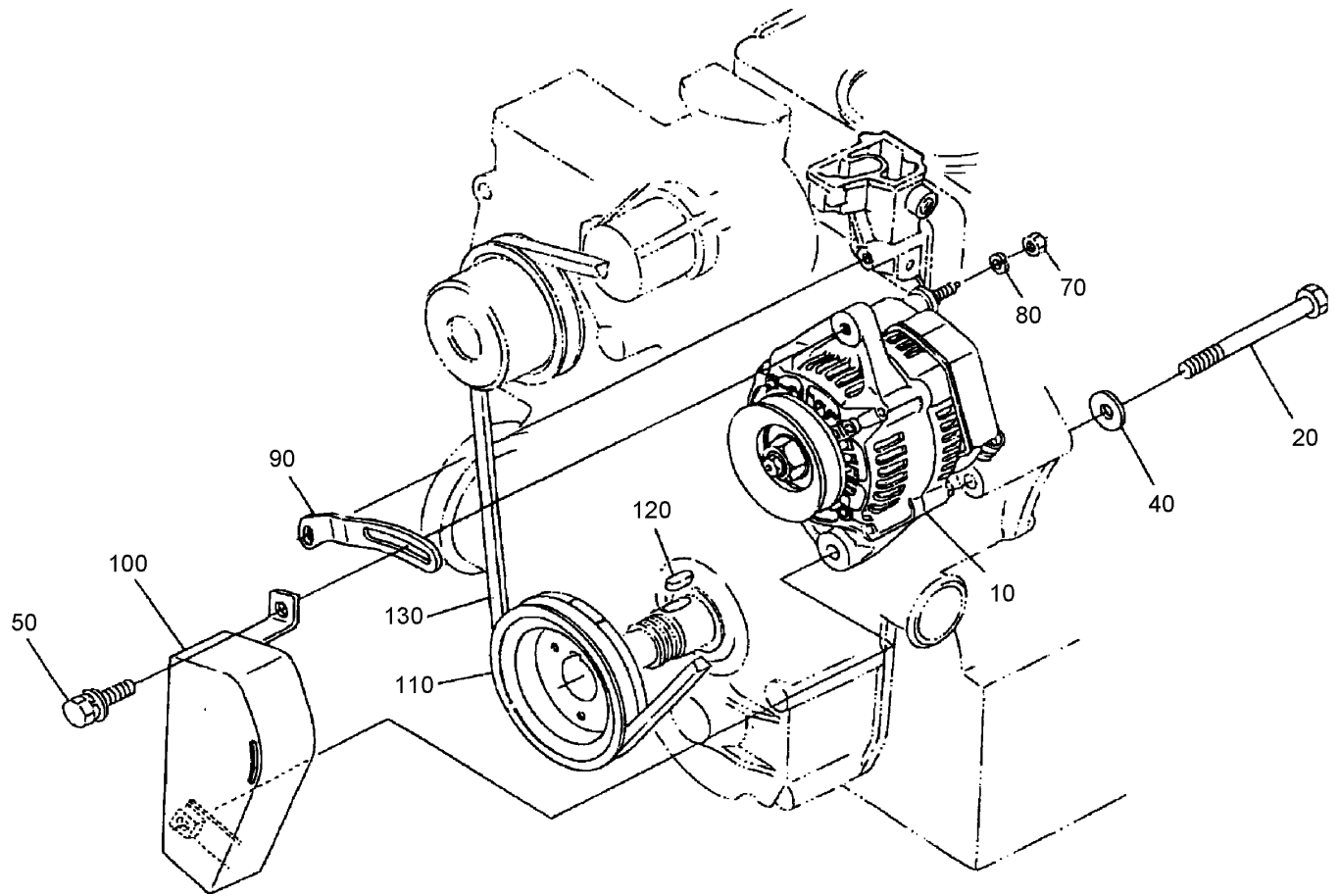
--	--	--	--



Fuel Filter and Fuel Pump

Ref	Part No.	Qty.	Description
10	107-0122	1	Pump-Fuel, Electric
110	98-7612	1	Filter-Fuel

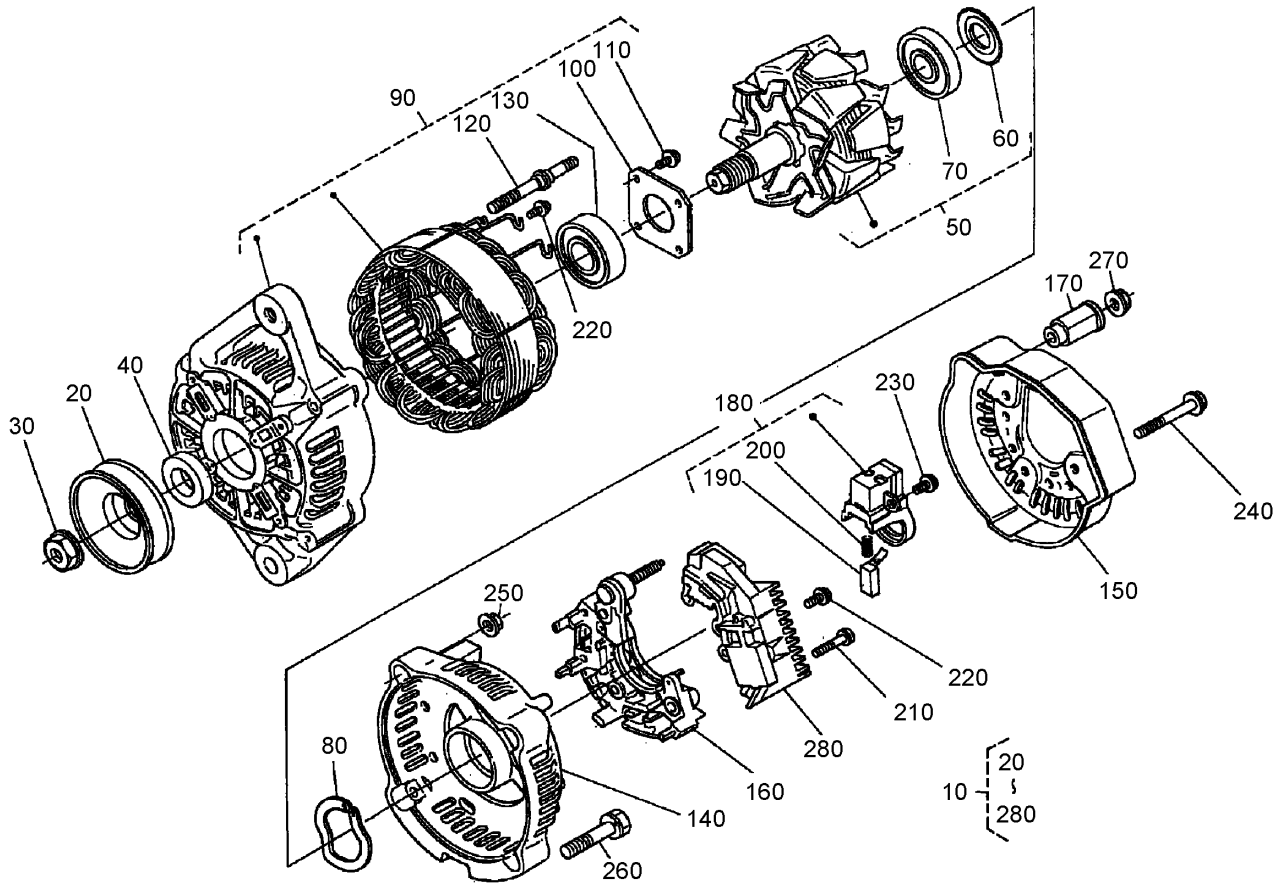
--	--	--	--



Alternator and Pulley Assembly

Ref	Part No.	Qty.	Description
10	98-7693	1	Alternator ASM
20	98-7695	1	Bolt
40	98-9366	1	Washer-Plain
50	108-7088	1	Bolt
70	98-7572	1	Nut
80	98-7699	1	Washer-Spring
90	105-2872	1	Bracket-Alternator
100	98-7701	1	Cover-Belt
110	106-2044	1	Pulley-Drive, Fan
120	98-7451	1	Key-Feather
130	98-7705	1	V-Belt

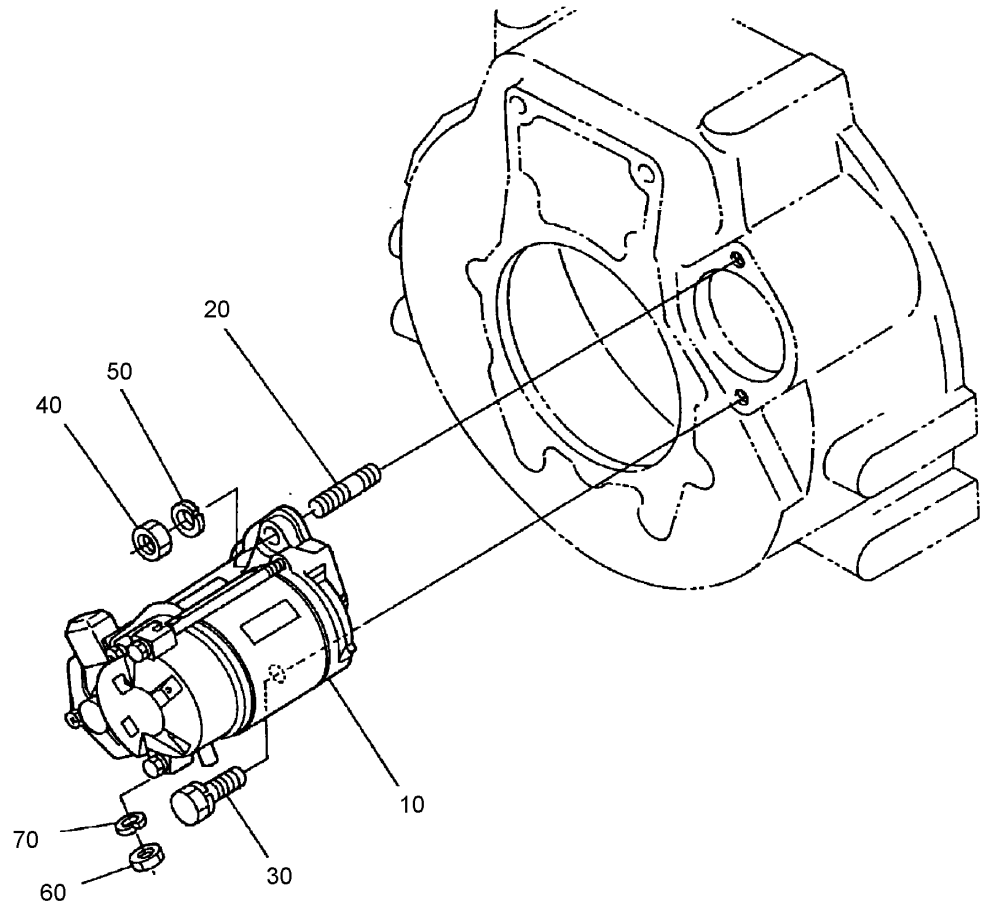
--	--	--	--



Alternator (Component Part) Assembly

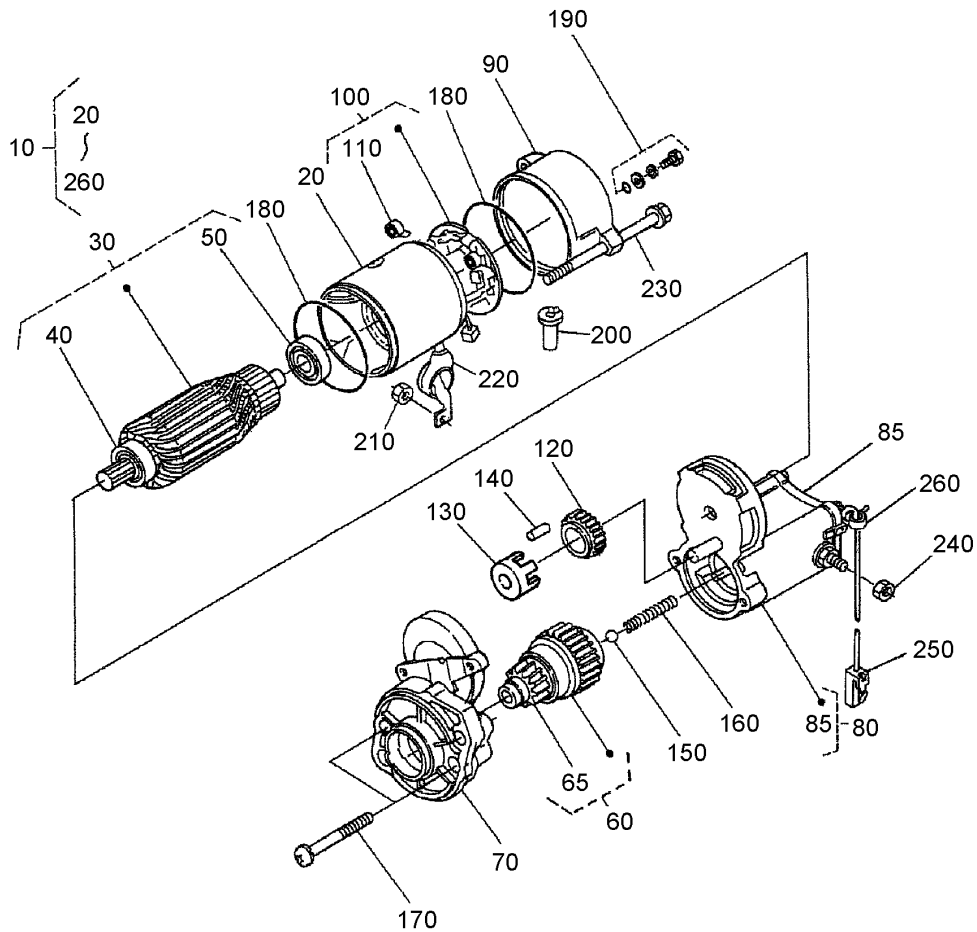
Ref	Part No.	Qty.	Description
10	107-0145	1	Alternator ASM
20	98-7707	1	Pulley-Alternator
30	98-7708	1	Nut
40	98-7709	1	Collar
50	107-0136	1	Rotor
60	98-7711	1	Cover-Bearing
70	107-0138	1	Bearing-Ball
80	98-7713	1	Washer-Thrust
90	107-0139	1	Drive End Frame ASM
100	98-7715	1	Plate-Retainer
110	98-7716	4	Screw-Head, Round
120	98-7717	2	Bolt-Through
130	107-0137	1	Bearing-Ball
140	98-7719	1	Frame-End
150	107-0140	1	Cover-End
160	98-7721	1	Rectifier ASM
170	98-7722	1	Bushing-Insulation
180	107-0141	1	Holder-Brush
190	98-7724	2	Brush
200	98-7725	2	Spring-Brush
210	98-7726	2	Screw-Head, Round
220	98-7727	6	Screw-Head, Round
230	98-7728	1	Screw-Head, Round
240	98-7729	3	Bolt

Ref	Part No.	Qty.	Description
250	98-7730	2	Nut
260	98-7731	2	Bolt
270	98-7732	1	Nut
280	107-9088	1	Regulator ASM



Starter Assembly

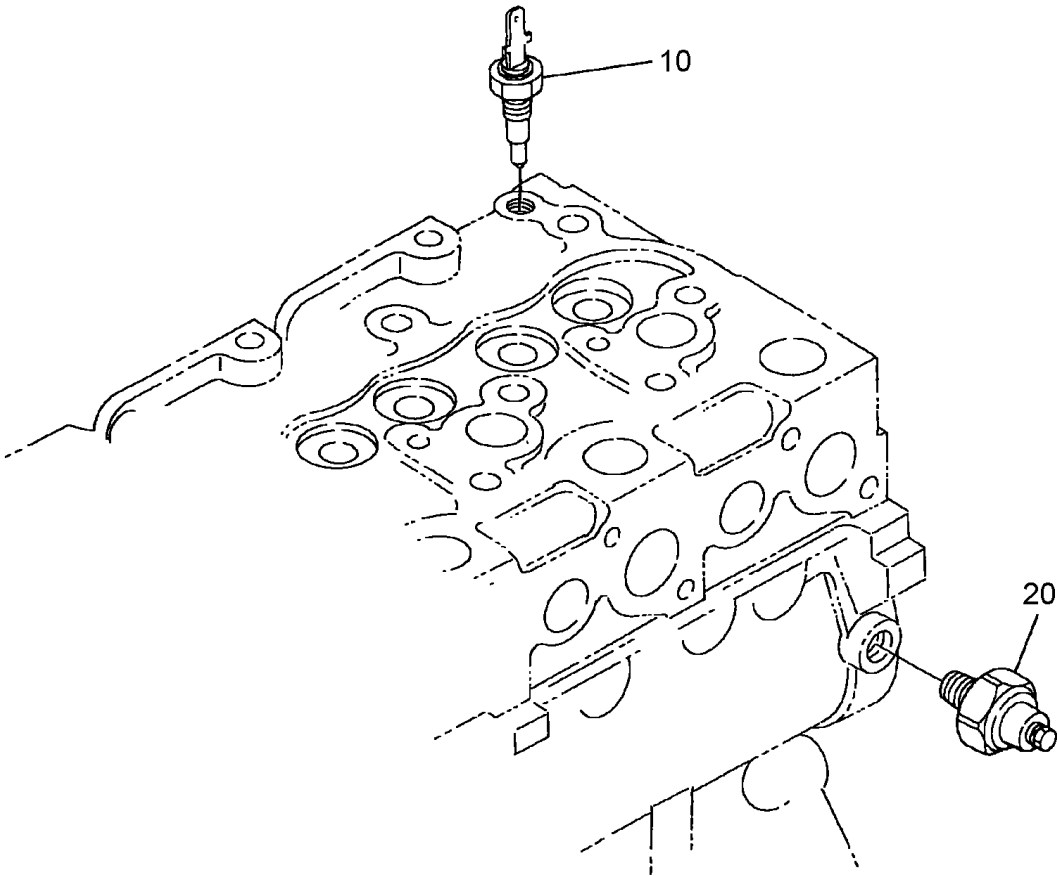
Ref	Part No.	Qty.	Description
10	100-9237	1	Starter ASM
20	98-7735	1	Stud
30	98-7736	1	Bolt
40	98-7737	1	Nut
50	98-7738	1	Washer-Spring
60	98-7739	1	Nut
70	105-2893	1	Washer-Spring



Starter (Component Part) Assembly

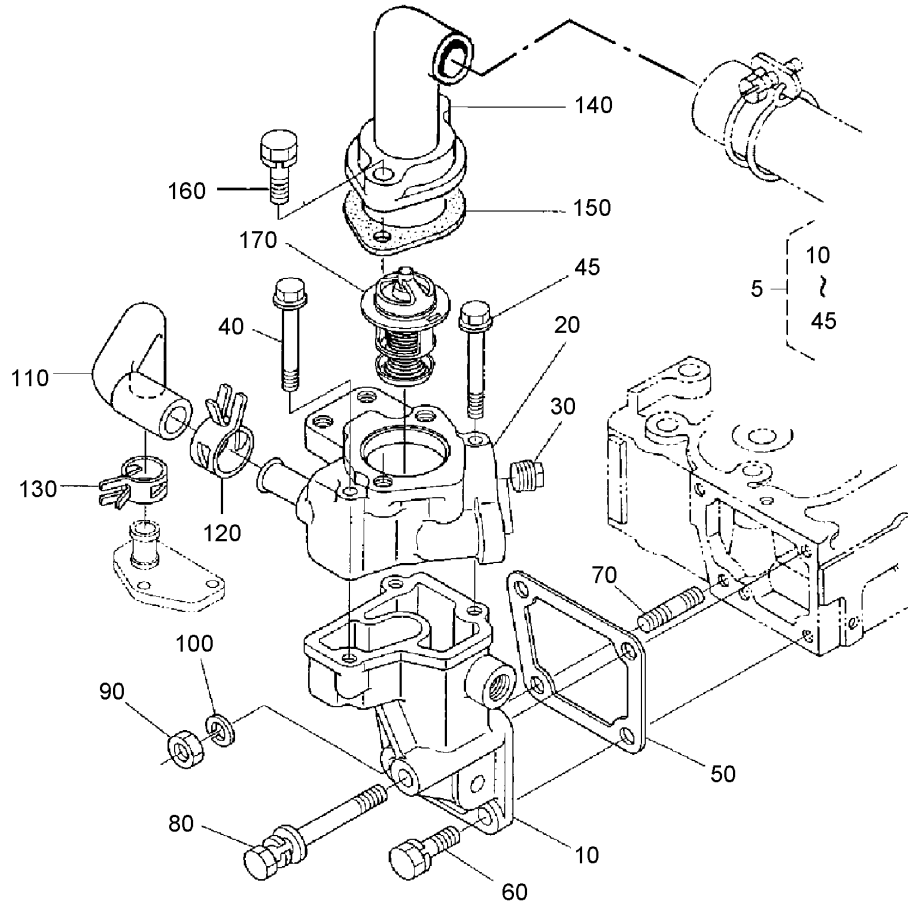
Ref	Part No.	Qty.	Description
10	100-9237	1	Starter ASM
20	104-8608	1	Yoke ASM
30	98-7742	1	Armature ASM
40	98-7744	1	Bearing
50	98-7743	1	Bearing
60	98-7745	1	Clutch-Running, Over
65	105-2887	1	Pinion-Bevel
70	98-7746	1	Frame-End, Drive
80	100-9239	1	Magnetic Switch ASM
85	105-2886	1	Cover ASM
90	98-7748	1	Frame-End
100	98-7749	1	Brush Holder ASM
110	98-7750	4	Spring-Brush
120	98-7751	1	Gear
130	98-7752	1	Retainer
140	98-7753	5	Roller
150	98-7755	1	Ball
160	98-7754	1	Spring
170	98-7756	2	Bolt
180	98-7757	2	O-Ring
190	98-7758	2	Bolt ASM
200	98-7759	1	Pipe-Drain
210	99-8371	1	Nut-Hex
220	99-8375	1	Cover

Ref	Part No.	Qty.	Description
230	100-9240	2	Bolt
240	99-8376	1	Nut-Hex
250	98-9711	1	Cord-Solenoid, Stop
260	98-9712	1	Band-Cover



Oil Switch / Thermometer and Plug Assembly

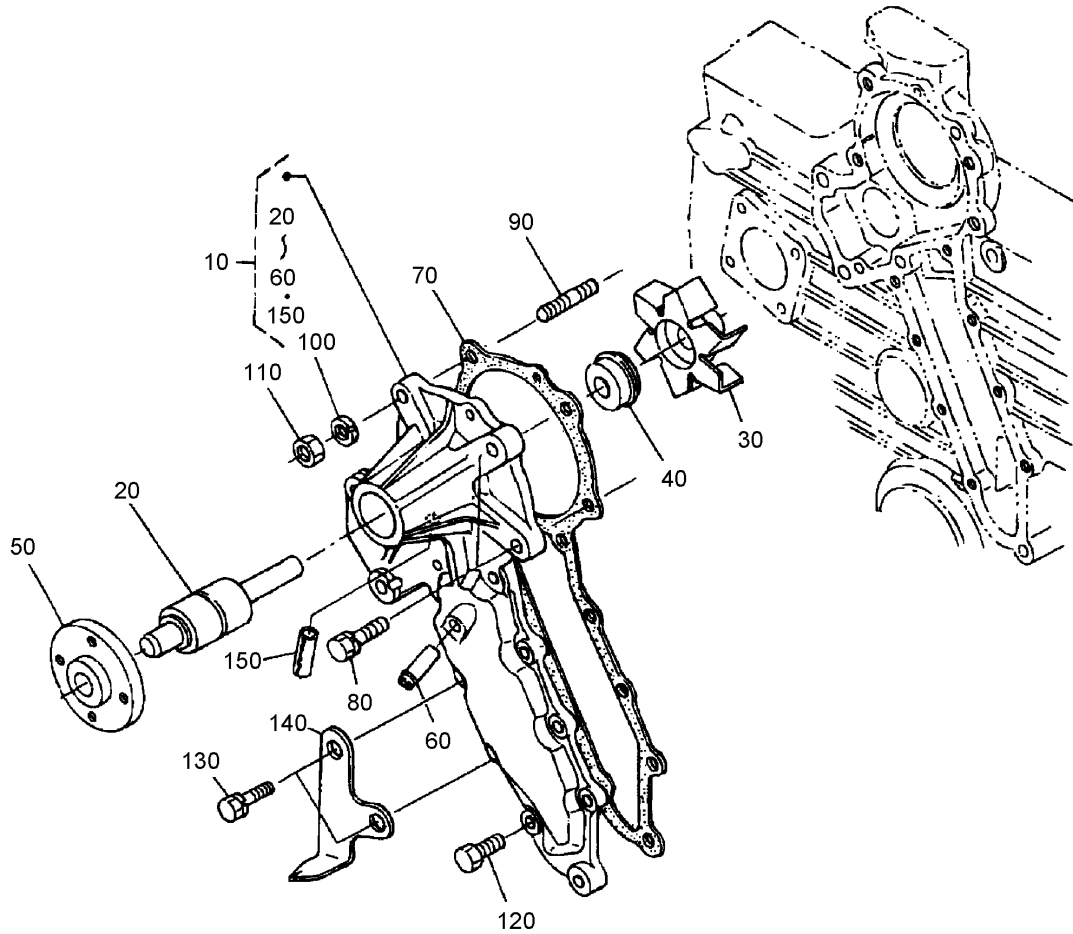
Ref	Part No.	Qty.	Description				
10	99-3582	1	Thermoswitch				
20	98-7764	1	Switch-Oil				



Water Flange and Thermostat Assembly

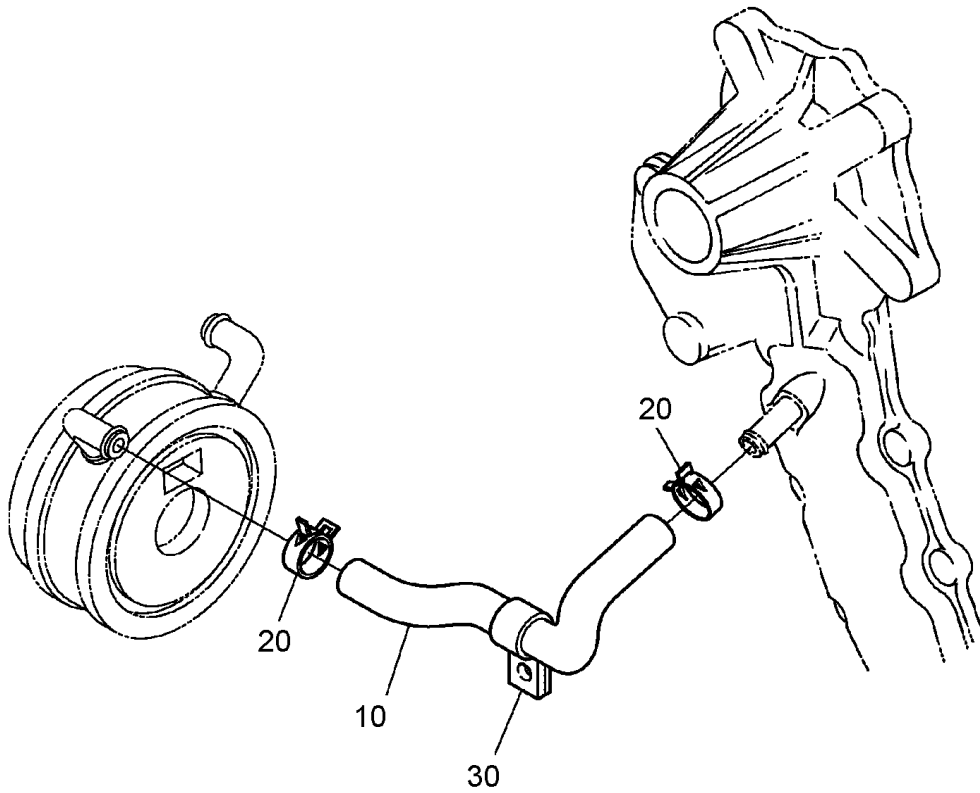
Ref	Part No.	Qty.	Description
5	105-4578	1	Water Flange ASM
10	107-0143	1	Flange-Water
20	107-0144	1	Flange-Water
30	105-2874	2	Plug
40	105-2875	2	Bolt-Flange
40	105-2875	3	Bolt-Flange
45	107-0117	1	Bolt-Flange
50	105-2876	1	Gasket-Flange, Water
60	98-7610	2	Bolt
70	100-1558	1	Stud-Manifold, Exhaust
80	107-0115	1	Bolt
90	98-7534	1	Nut
100	105-2893	1	Washer-Spring
110	105-2878	1	Pipe-Return, Water
120	98-9714	1	Clamp-Hose
130	105-2879	1	Clamp-Hose
140	100-9244	1	Cover-Thermostat
150	105-3748	1	Gasket-Thermostat
160	98-7777	2	Bolt
170	105-2881	1	Thermostat ASM

--	--	--	--



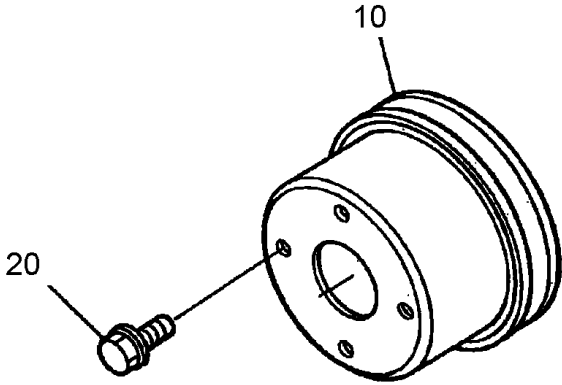
Water Pump Assembly

Ref	Part No.	Qty.	Description				
10	107-0129	1	Water Pump ASM				
20	98-7780	1	Bearing-Ball				
30	107-0130	1	Impeller-Pump, Water				
40	105-2882	1	Mechanical Seal ASM				
50	108-7089	1	Flange-Shaft, Water Pump				
60	98-9580	1	Pipe-Return, Water				
70	98-7784	1	Gasket-Pump, Water				
80	98-7439	2	Bolt				
90	108-7090	2	Stud				
100	105-2893	2	Washer-Spring				
110	98-7534	2	Nut				
120	98-7605	6	Bolt				
130	98-7568	2	Bolt				
140	100-9246	1	Indicator-Timing				
150	107-0131	1	Pin-Spring				



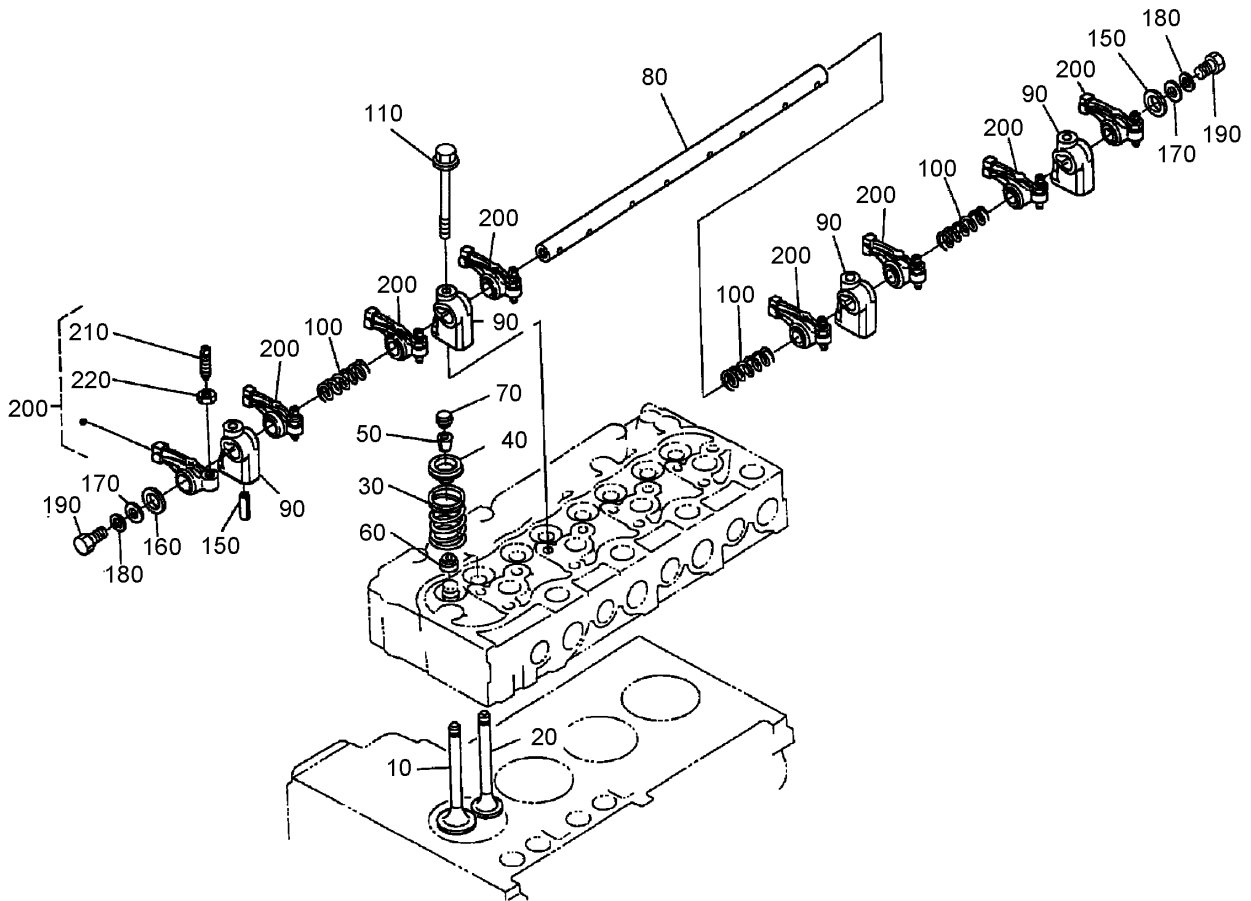
Water Pipe Assembly

Ref	Part No.	Qty.	Description
10	107-0124	1	Pipe-Cooler, Oil
20	98-9579	2	Band-Pipe
30	107-0123	1	Clamp-Cord



Fan Assembly

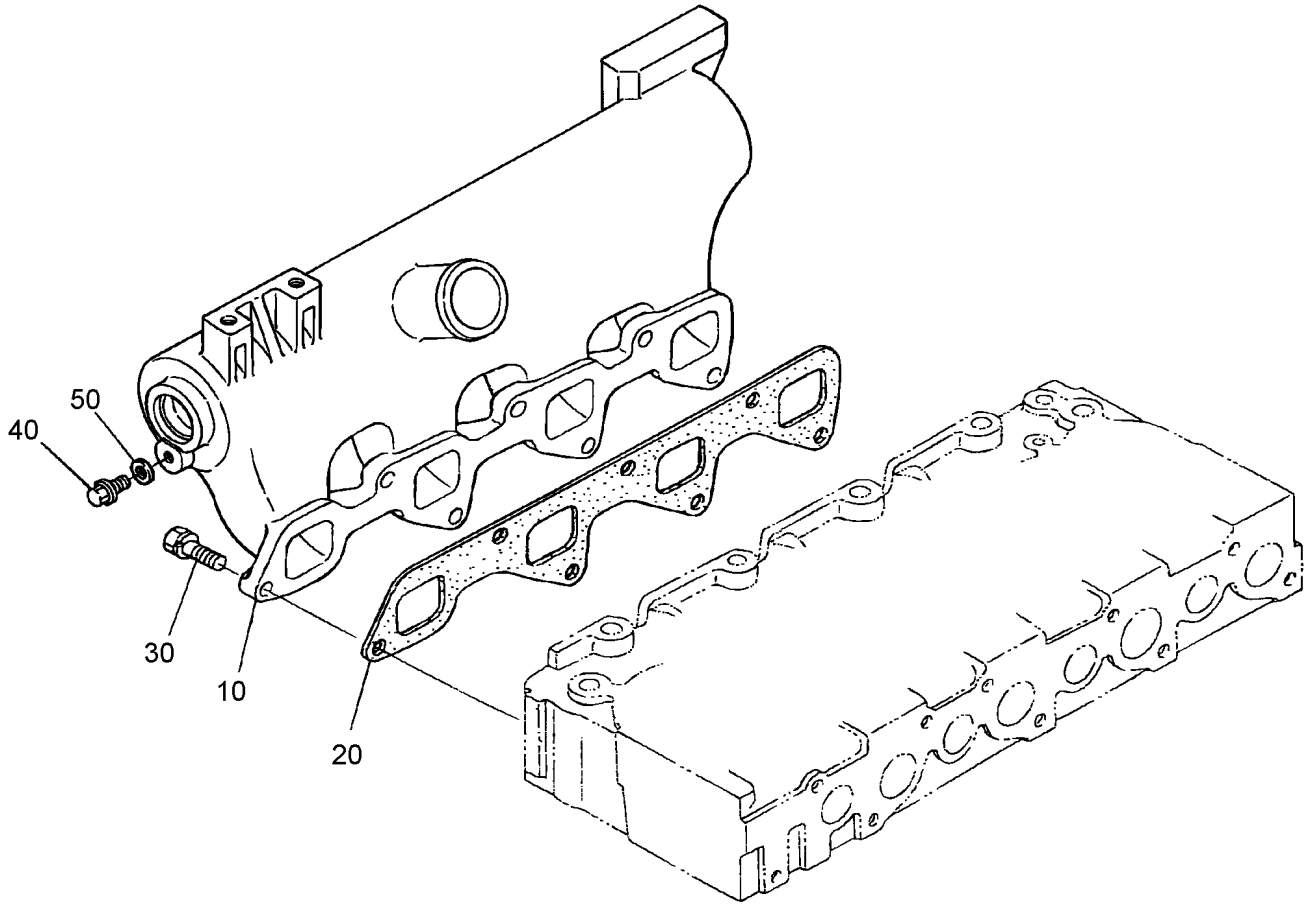
Ref	Part No.	Qty.	Description				
10	98-7702	1	Pulley-Fan				
20	99-8363	4	Bolt-Flange				



Valve and Rocker Arm Assembly

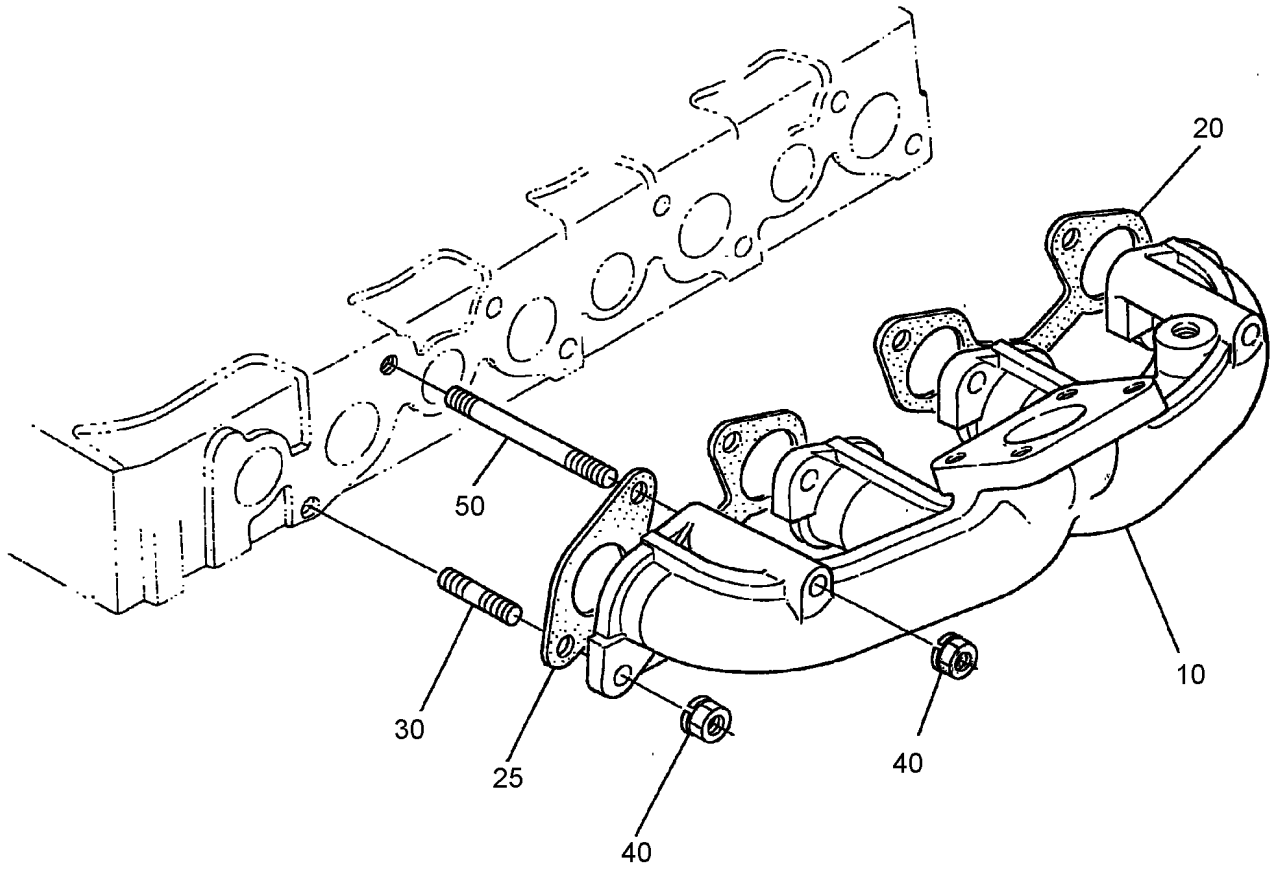
Ref	Part No.	Qty.	Description
10	98-7791	4	Valve-Inlet
20	100-9281	4	Valve-Exhaust
30	98-7793	8	Spring-Valve
40	98-7794	8	Retainer-Spring, Valve
50	98-7795	8	Collet-Spring, Valve
60	98-7796	8	Seal-Stem, Valve
70	98-7797	8	Cap-Valve
80	107-0134	1	Shaft-Arm, Rocker
90	98-7800	4	Bracket-Arm, Rocker
100	98-7807	3	Spring-Arm, Rocker
110	108-7091	4	Bolt-Flange
150	98-7805	1	Pin-Spring
160	98-7806	2	Washer
170	98-7660	2	Washer-Plain
180	105-2893	4	Washer-Spring
190	98-7884	2	Bolt
200	98-7809	8	Rocker Arm ASM
210	98-7810	8	Screw-Adjusting
220	98-7811	8	Nut

--	--	--	--



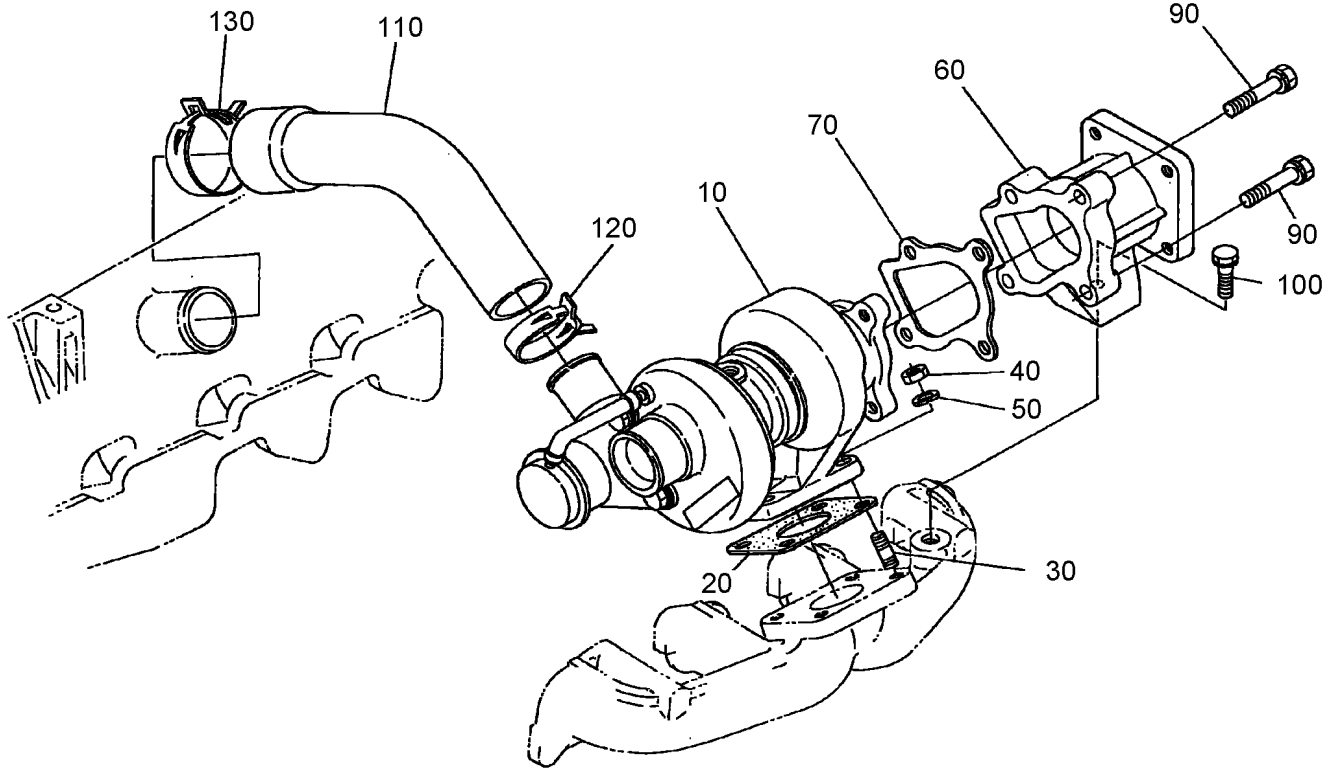
Inlet Manifold Assembly

Ref	Part No.	Qty.	Description				
10	100-9283	1	Inlet-Manifold				
20	100-9284	1	Gasket-Manifold, Intake				
30	98-7610	7	Bolt				
40	107-4317	1	Bolt-Flange				
50	98-7654	1	Gasket				



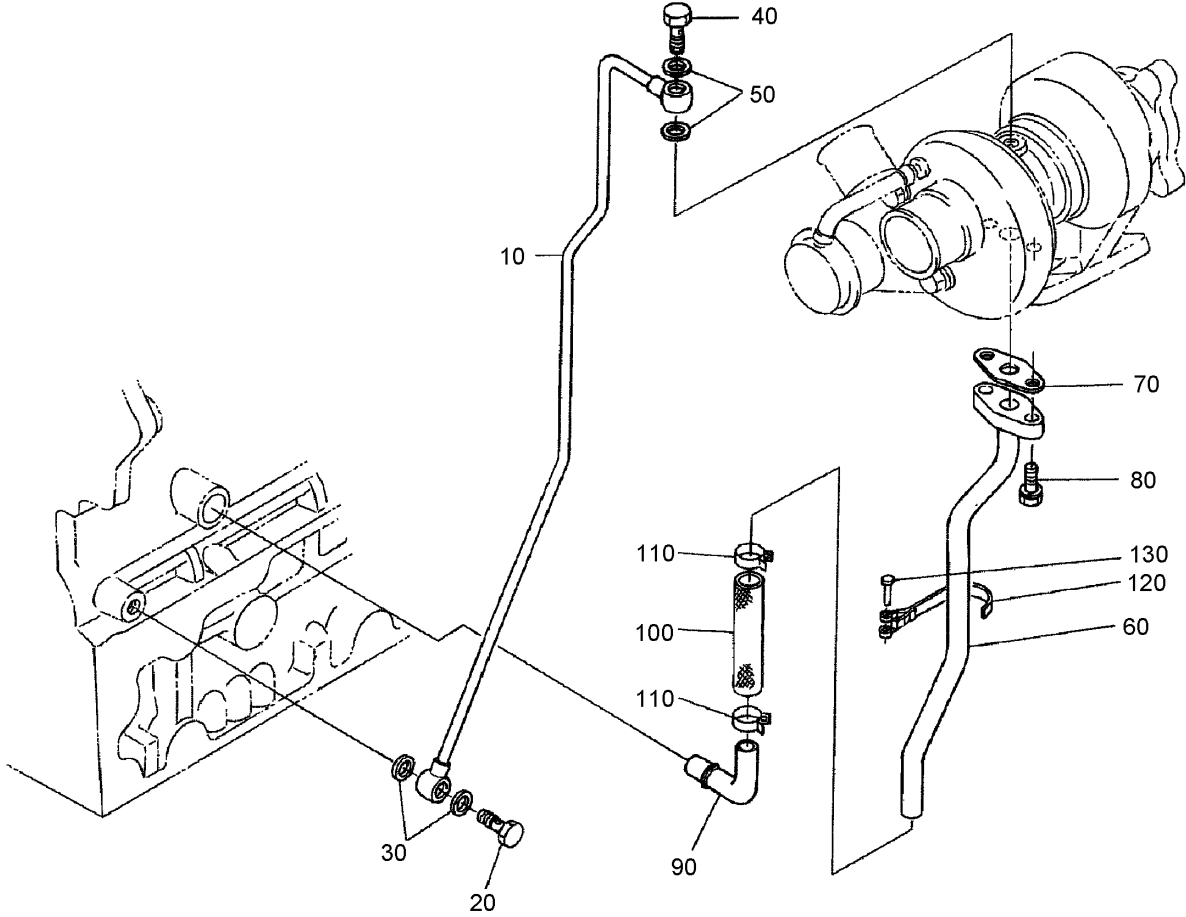
Exhaust Manifold Assembly

Ref	Part No.	Qty.	Description
10	108-7092	1	Manifold-Exhaust
20	98-7802	1	Gasket
25	98-7803	1	Gasket
30	100-1558	6	Stud-Manifold, Exhaust
40	100-9288	8	Nut
50	100-9289	2	Stud



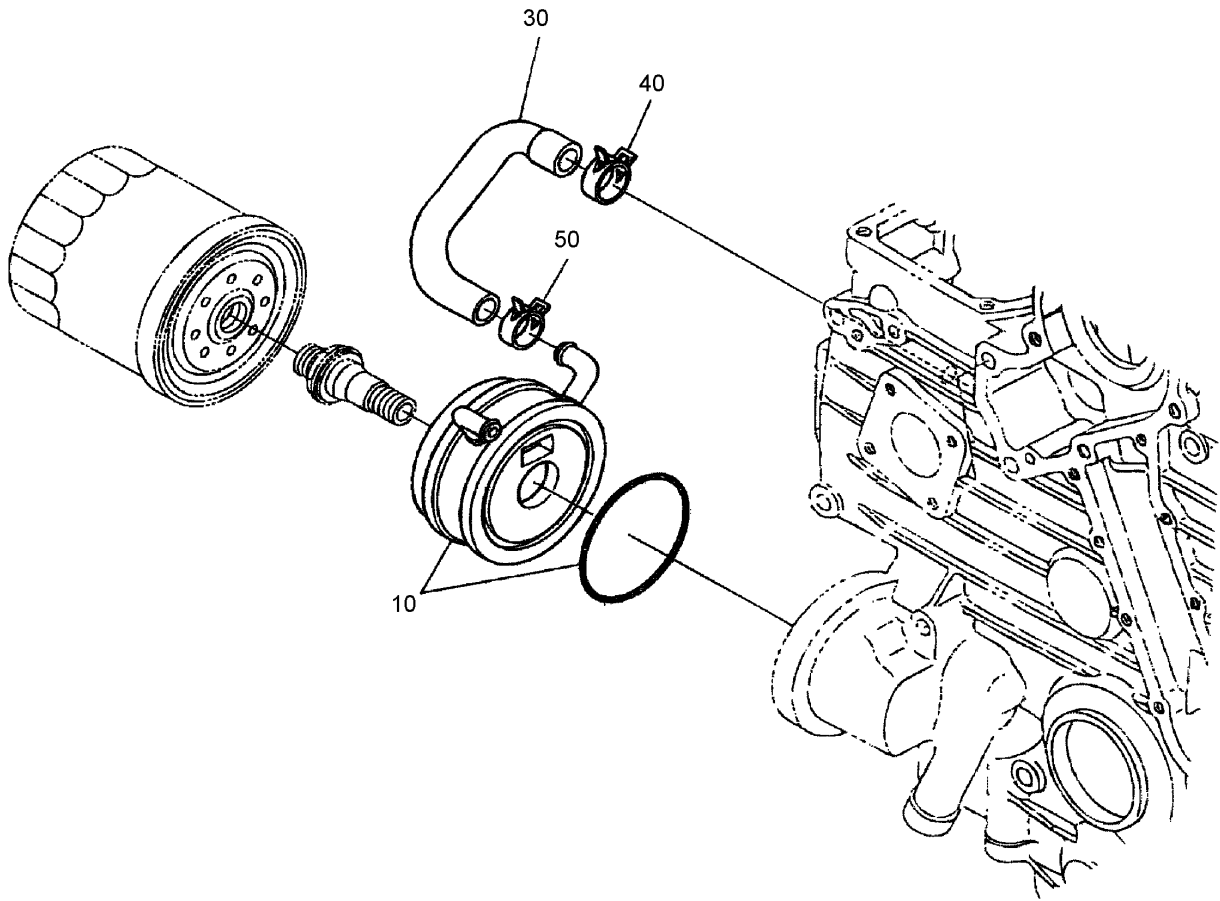
Turbo Charger Assembly

Ref	Part No.	Qty.	Description
10	108-7093	1	Turbo Charger ASM
20	100-9314	1	Gasket
30	99-8342	4	Stud
40	98-7534	4	Nut
50	105-2893	4	Washer-Spring
60	108-7094	1	Flange-Muffler
70	100-9316	1	Gasket
90	98-7697	4	Bolt
100	100-9230	1	Bolt
110	100-9318	1	Hose-Inlet
120	100-9319	1	Band-Pipe
130	99-8322	1	Band-Pipe



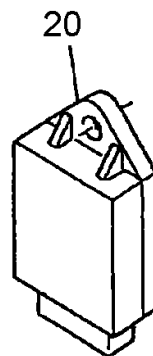
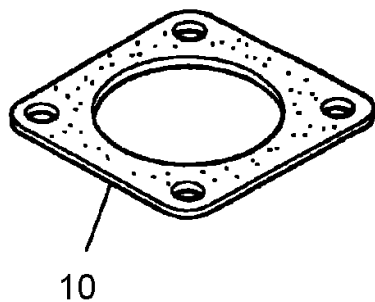
Oil Pipe (Turbo Charger) Assembly

Ref	Part No.	Qty.	Description
10	107-0127	1	Pipe-Oil, Complete
20	100-9321	1	Bolt-Joint, Eye
30	98-7428	2	Gasket
40	98-9418	1	Bolt-Joint, Eye
50	99-8346	2	Gasket
60	107-0128	1	Pipe-Oil, Complete
70	98-9435	1	Gasket-Oil Return, Turbo
80	98-7605	2	Bolt
90	100-9323	1	Pipe-Oil
100	108-7095	1	Tube-Oil
110	98-9714	2	Clamp-Hose
120	108-7096	1	Clamp-Pipe
130	98-9591	1	Pin-Band



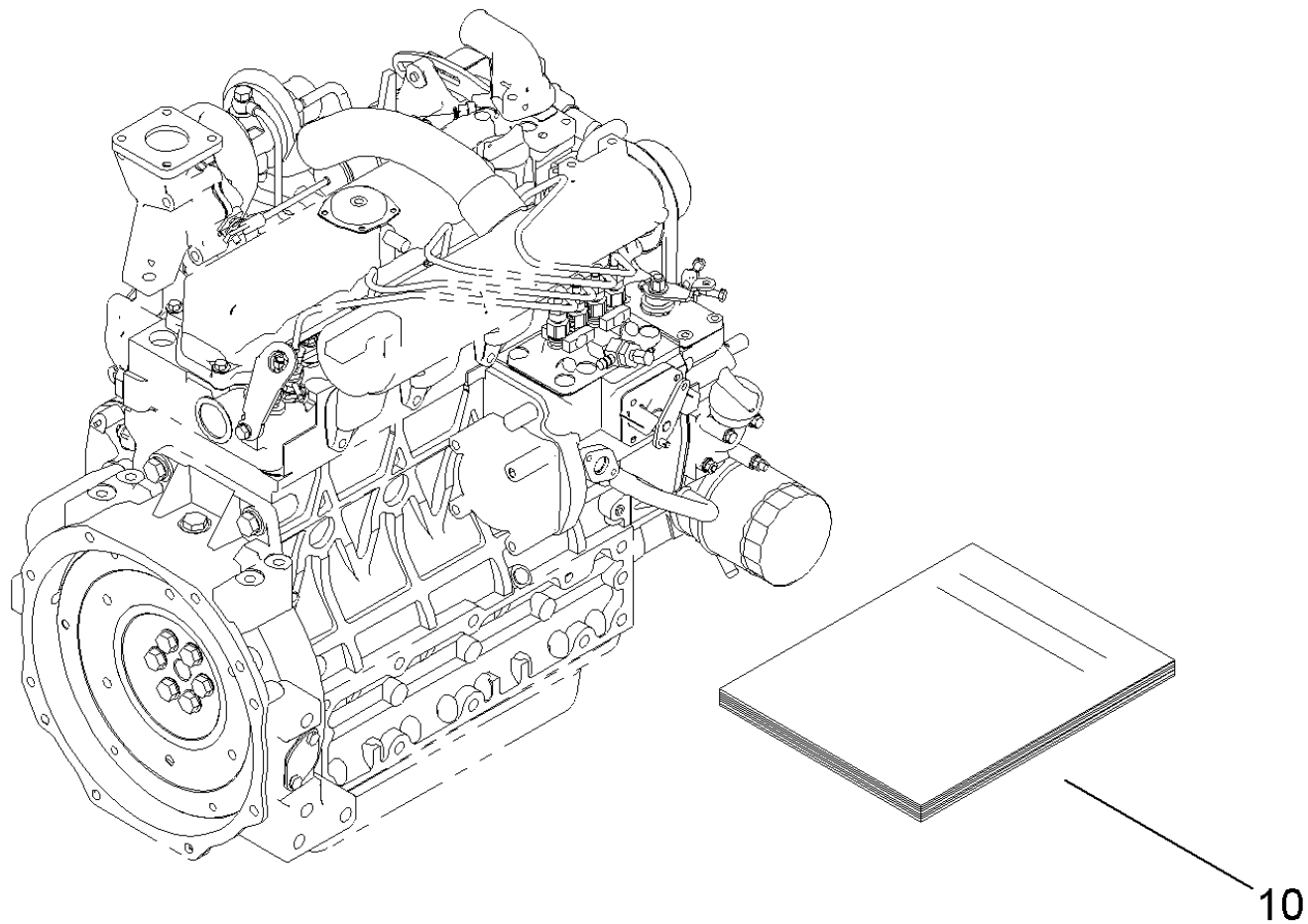
Oil Cooler Assembly

Ref	Part No.	Qty.	Description
10	107-0125	1	Oil Cooler ASM
30	107-0126	1	Hose-Cooler, Oil
40	105-2879	1	Clamp-Hose
50	98-9579	1	Band-Pipe



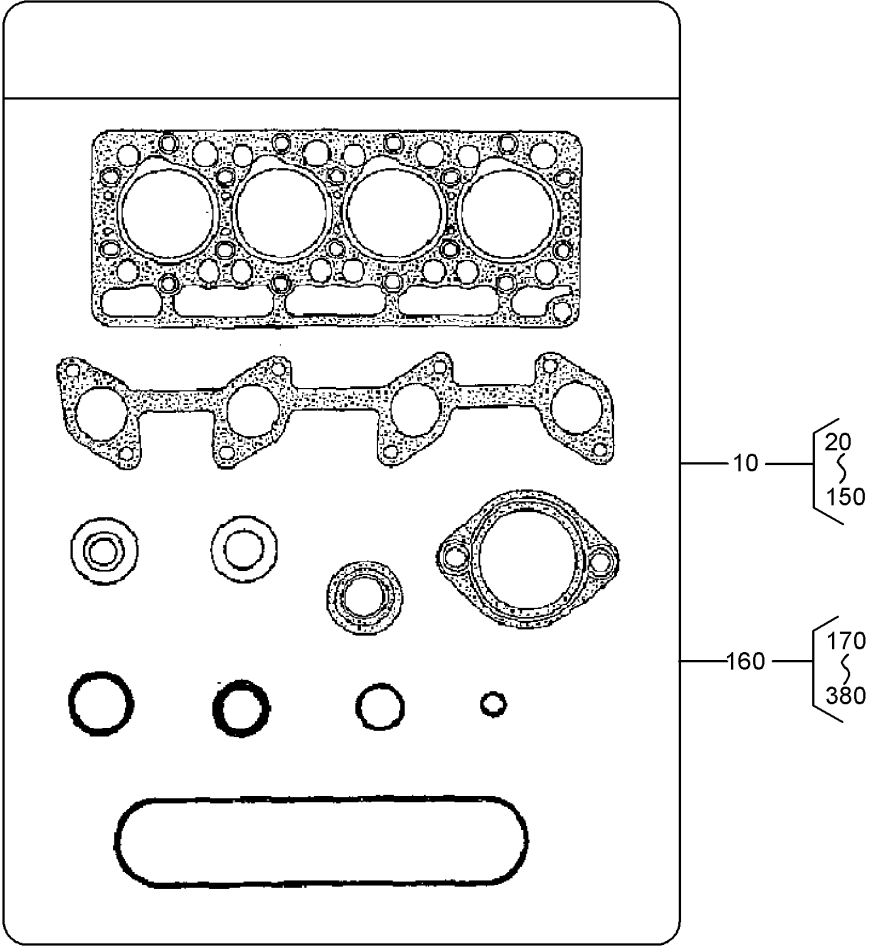
Muffler Gasket and Glow Controller

Ref	Part No.	Qty.	Description				
10	100-9333	1	Gasket-Muffler				
20	98-7611	1	Controller-Glow				



Engine Operators Manual

Ref	Part No.	Qty.	Description
10	100-9335	1	Manual-Instruction



Gasket Assembly

Ref	Part No.	Qty.	Description
10	100-9337	1	Upper Gasket Kit
160	98-7888	1	Lower Gasket Kit

NOTES

NOTES

NOTES

