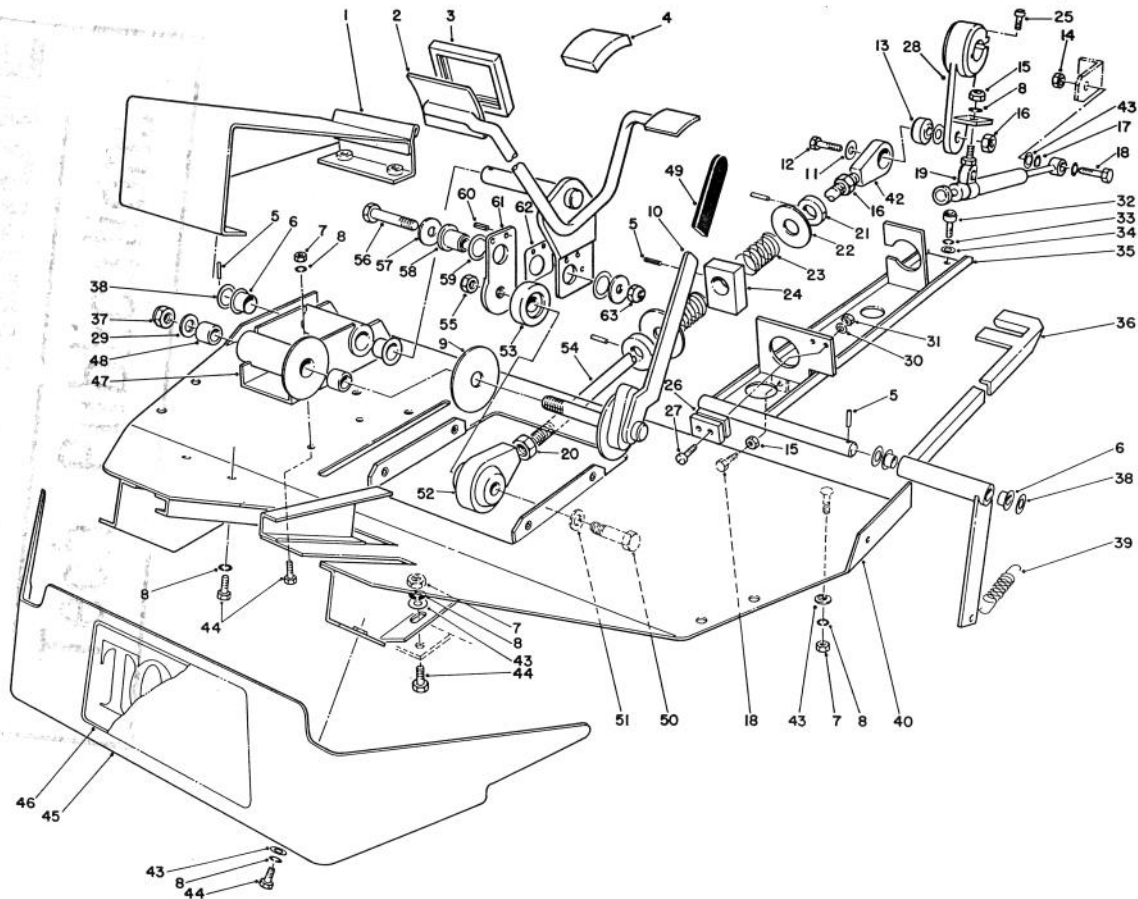



**MODEL NO. 03702-30001 & UP**  
**MODEL NO. 03703-30001 & UP**
**PARTS**  
**CATALOG**
**REELMASTER® 4500D 2wd**  
**Traction Unit**


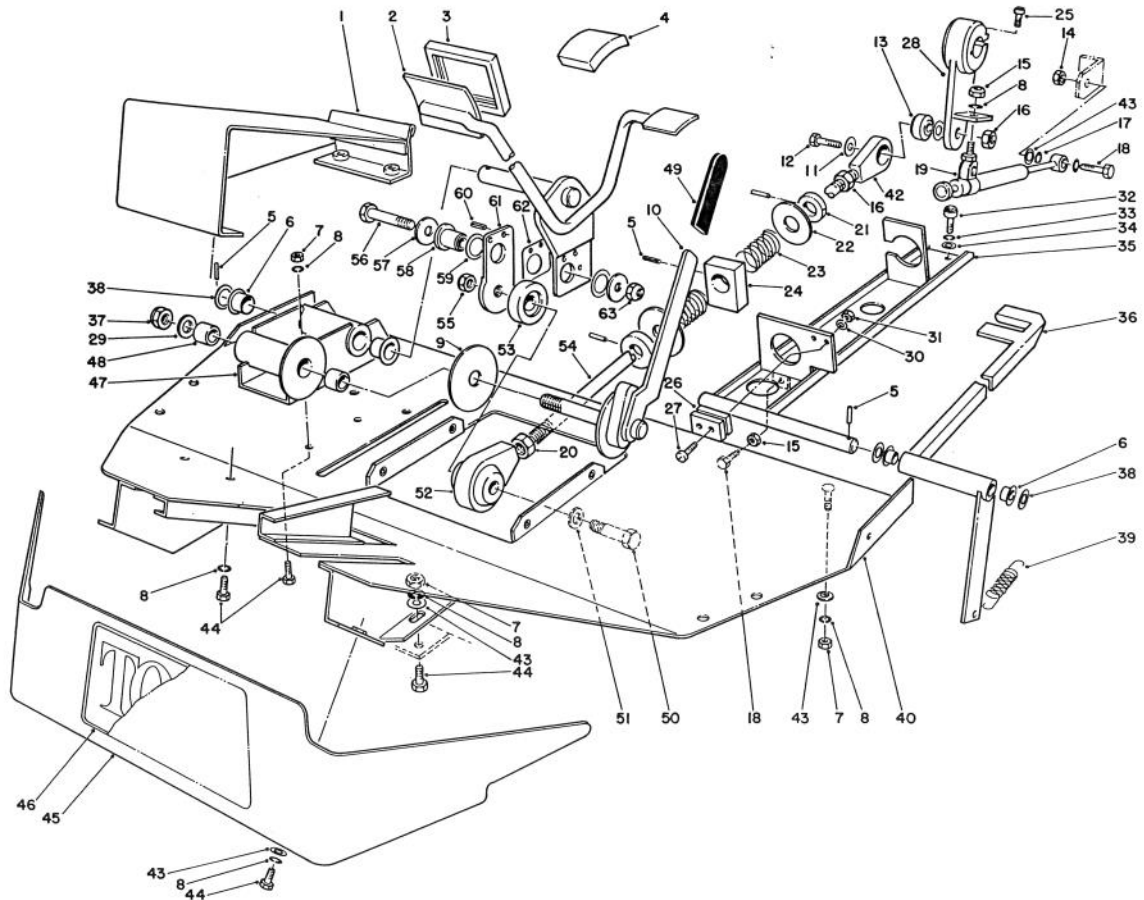
T-0113

**FOOT REST & PEDAL ASSEMBLY**

Ref. No.	Part No.	Description	No. Used
1	58-9580	Foot Rest	1
2	76-3280	Pedal - Traction	1
3	74-9100	Pad - Forward	1
4	74-9110	Pad - Reverse	1
5	60-2110	Pin - Roll	5
6	48-6790	Bushing - Flanged	4
7	48-7930	Nut - Hex.	7
8	48-9570	Washer - Lock	15
9	3-2858	Disc - Friction	1
10	60-1130	Lever	1
11	3290-483	Washer	3
12	325-9	Bolt	1
13	47-7030	Bushing - Rubber	1
14	48-9510	Nut - Hex.	1
15	48-7930	Nut - Hex.	3
16	3217-9	Nut - Hex.	2

Ref. No.	Part No.	Description	No. Used
17	3290-482	Washer	2
18	48-7740	Bolt	3
19	48-7100	Dampener	1
20	3219-5	Nut - Hex.	1
21	58-4310	Ring	2
22	58-5100	Washer	2
23	60-5700	Spring	2
24	58-9010	Block	1
25	60-6540	Bolt	1
26	29-6163	Switch	2
27	3250-40	Screw	2
28	58-7800	Lever Pump	1
29	60-6990	Washer	1
30	3255-24	Washer - Lock	2
31	3217-29	Nut - Hex.	2
32	3274-7	Bolt	2

TPS

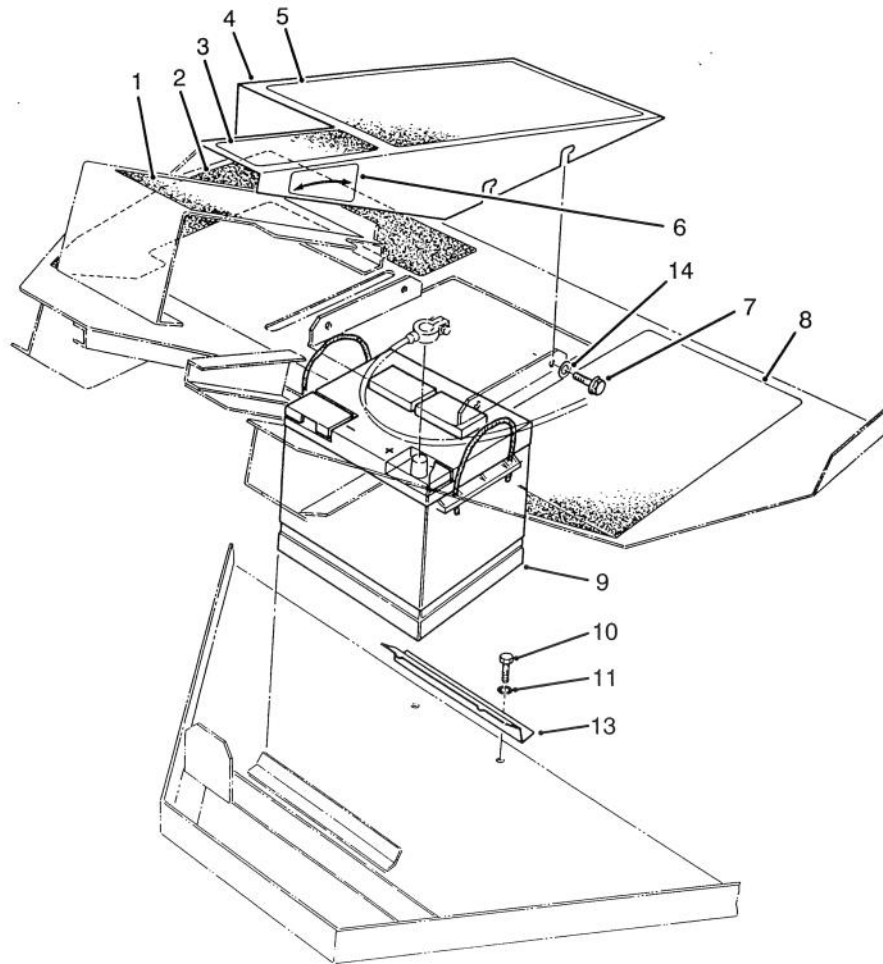


T-0113

## FOOT REST & PEDALS ASSEMBLY (Continued)

Ref. No.	Part No.	Description	No. Used
33	3253-5	Washer - Lock	2
34	3256-24	Washer	2
35	60-0730	Bracket - Lock, Neutral	1
36	58-0800	Lever - Neutral Lock	1
37	3296-19	Nut - Lock	1
38	60-6740	Washer	3
39	48-6940	Spring	1
40	92-4730	Plate - Floor	1
42	60-0760	Clevis	1
43	48-8030	Washer	6
44	66-3160	Bolt	11
45	58-0400	Shroud - Front	1
46	62-7400	Decal - Toro	1
47	60-0600	Bracket	1
48	60-1110	Bushing	2

Ref. No.	Part No.	Description	No. Used
49	3-7877	Grip	1
50	325-8	Screw - Cap Hex. Hd.	1
51	3256-26	Washer - Flat	1
52	2411-44	Rod End - Ball Joint	1
53	76-3350	Spacer	1
54	76-3430	Rod	1
55	3296-25	Nut - Lock	1
56	3211-6	Screw - Cap Hex. Hd.	1
57	3256-45	Washer - Flat	2
58	76-3370	Bushing	1
59	3256-76	Washer - Flat	2
60	32121-11	Pin - Roll	2
61	76-3340	Link	1
62	76-3330	Spacer	1
63	3296-6	Nut - Lock	1

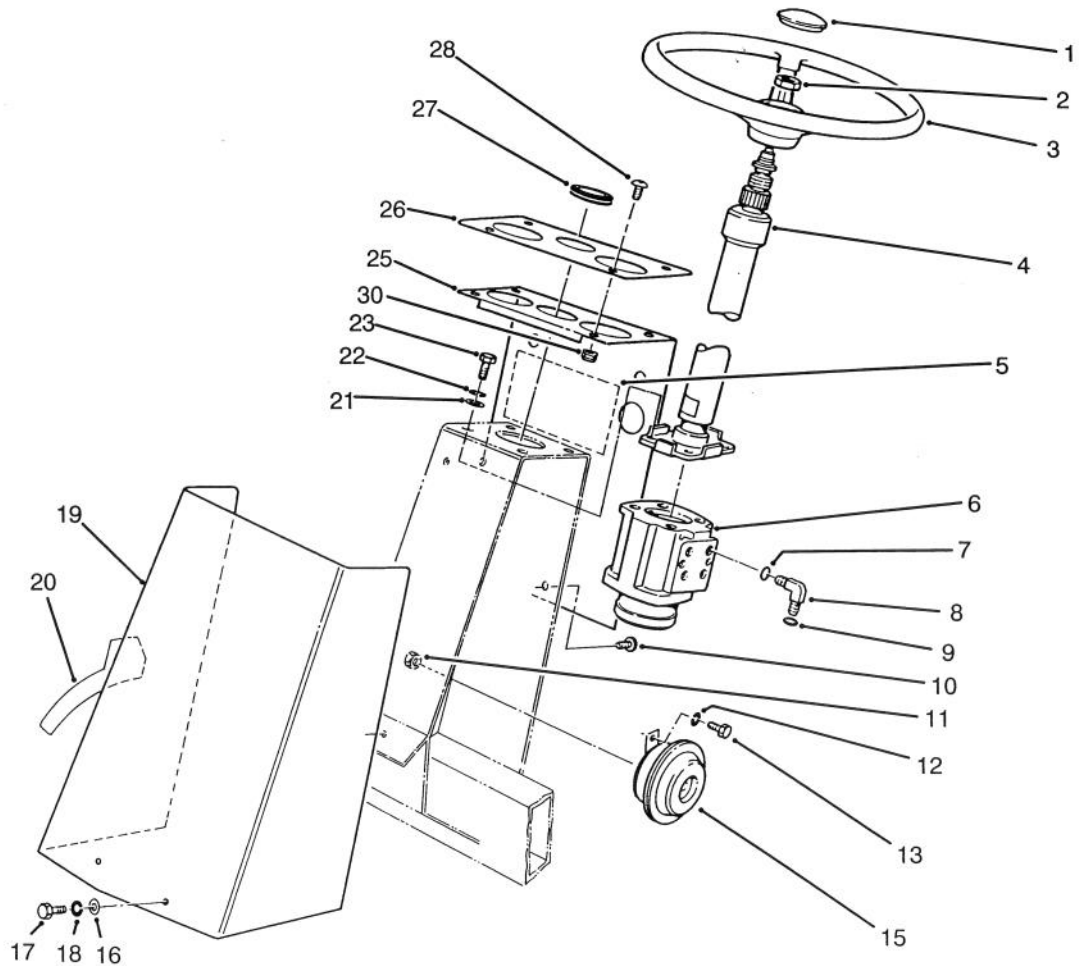


T-0114

## FOOT PADS & BATTERY ASSEMBLY

Ref. No.	Part No.	Description	No. Used	Ref. No.	Part No.	Description	No. Used
1	59-7280	Foot Pad - Traction	1	8	58-6620	Foot Pad - L.H.	1
2	58-6510	Foot Pad - R.H.	1	†9		Battery	1
3	62-6440	Foot Pad	1	10	322-4	Screw - Cap Hex. Hd.	2
4	58-7390	Foot Rest Assembly	1	11	3253-4	Washer - Lock	2
5	58-6630	Foot Pad - Center	1	13	58-7270	Bar - Clamp	1
6	59-7960	Decal - Latch	1	14	3256-16	Washer - Flat	3
7	48-7620	Bolt - Flange, Hex. Hd.	3				

†Obtain Locally

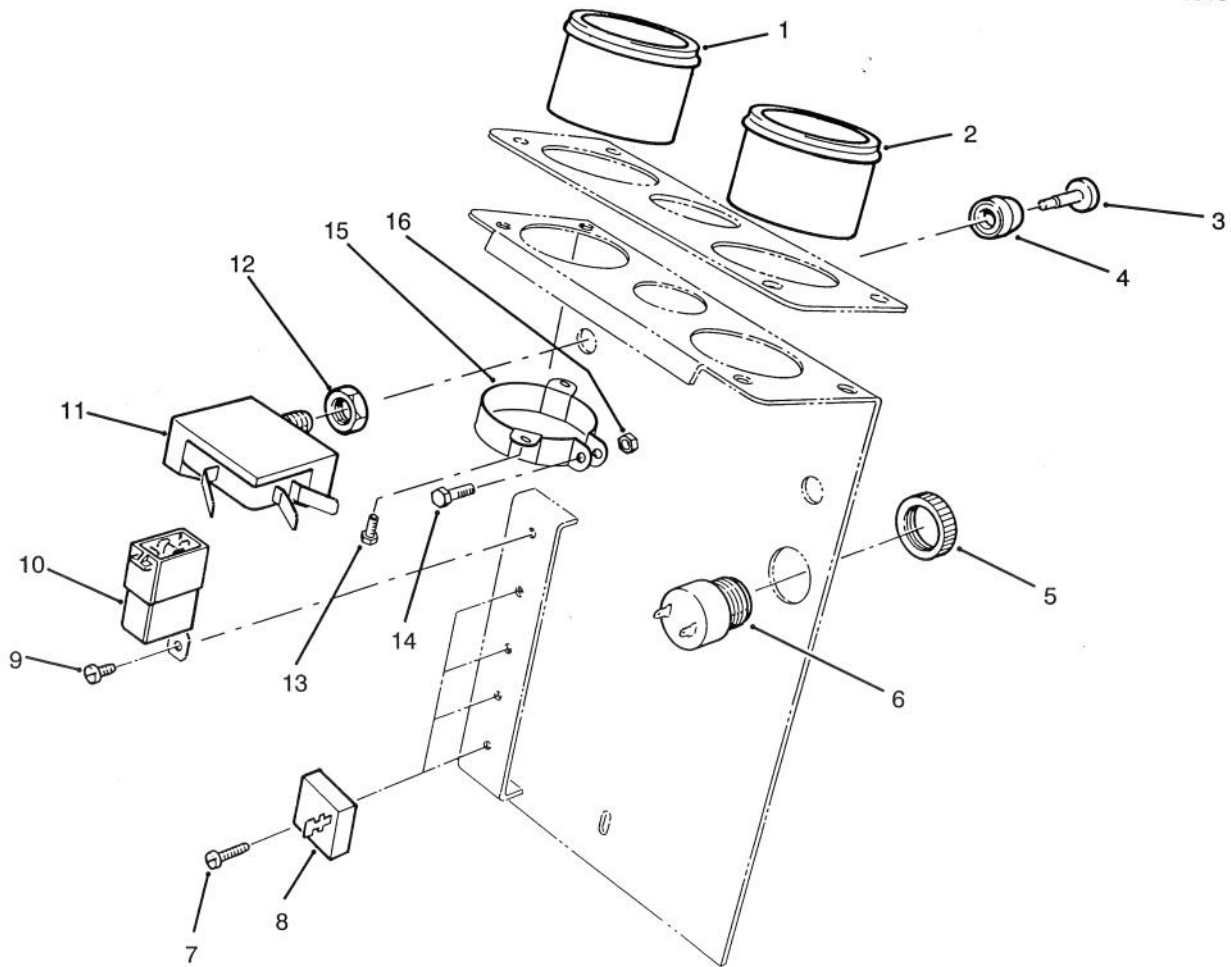


T-0115

## STEERING TOWER ASSEMBLY

Ref. No.	Part No.	Description	No. Used	Ref. No.	Part No.	Description	No. Used
1	72-0130	Button - Horn	1	17	48-7610	Screw - Cap Hex. Hd.	2
2	47-6990	Nut - Hex.	1	18	43-5930	Washer - Lock	2
3	68-8080	Wheel - Steering	1	19	58-0500	Cover	1
4	58-5960	Column - Steering	1	20	63-4540	Decal - Ground Speed (Model No. 03702)	1
5	77-4830	Decal	1	*	63-4530	Decal - Ground Speed (Model No. 03703)	1
6	74-2720	Valve - Steering	1	21	3256-24	Washer - Flat	4
7	237-79	O-Ring	4	22	3253-5	Washer - Lock	4
8	340-18	Fitting (Incl. Ref. #7 & 9)	4	23	323-8	Screw - Cap Hex. Hd.	4
9	237-22	O-Ring	4	25	82-9310	Panel - Display	1
10	60-3260	Screw	1	26	82-5890	Panel - Display	1
11	3217-6	Nut	1	27	60-0790	Grommet	1
12	3253-4	Washer - Lock	1	28	3274-68	Screw - Hex. Button Hd.	4
13	322-3	Screw - Cap Hex. Hd.	1	30	3296-42	Nut - Lock	4
15	48-4590	Horn	1				
16	48-8010	Washer	2				

\*Not Illustrated



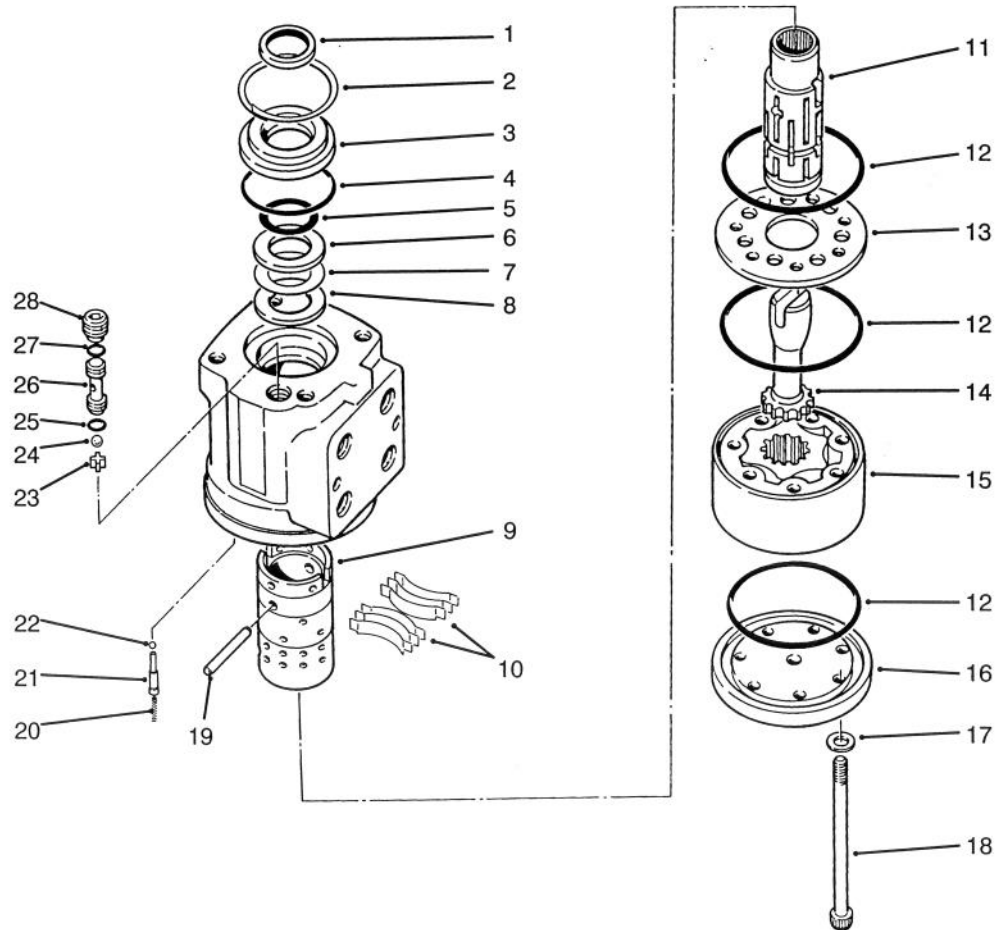
T-0122

## STEERING TOWER ELECTRICAL ASSEMBLY

Ref. No.	Part No.	Description	No. Used	Ref. No.	Part No.	Description	No. Used
1	71-4210	Cluster - Warning Lights	1	11	43-6290	Switch (Incl. Ref. #3, 4 & 12)	2
2	71-4200	Cluster - Warning Lights	1	12	218-498	Nut - Hex.	2
3	43-6280	Button - Push	2	13	32144-39	Screw - Cap Hex. Hd.	4
4	43-6420	Bezel - Locking	2	14	32105-1	Screw - Cap Hex. Hd.	2
†5		Nut	1	15	69-4780	Clamp - Gauge	2
6	80-9330	Alarm - Audio (Incl. Ref. #5)	1	16	3296-2	Nut - Hex.	2
7	3251-4	Screw - Pan Hd.	4	*	219-17	Bulb - Warning Light	8
8	37-7600	Rectifier	4	*	14-2679	Electrical Panel Assembly (Complete)	1
9	3251-1	Screw - Pan Hd.	1				
10	63-7590	Relay	1				

†Not Serviceable Separately

\*Not Illustrated



T-1065

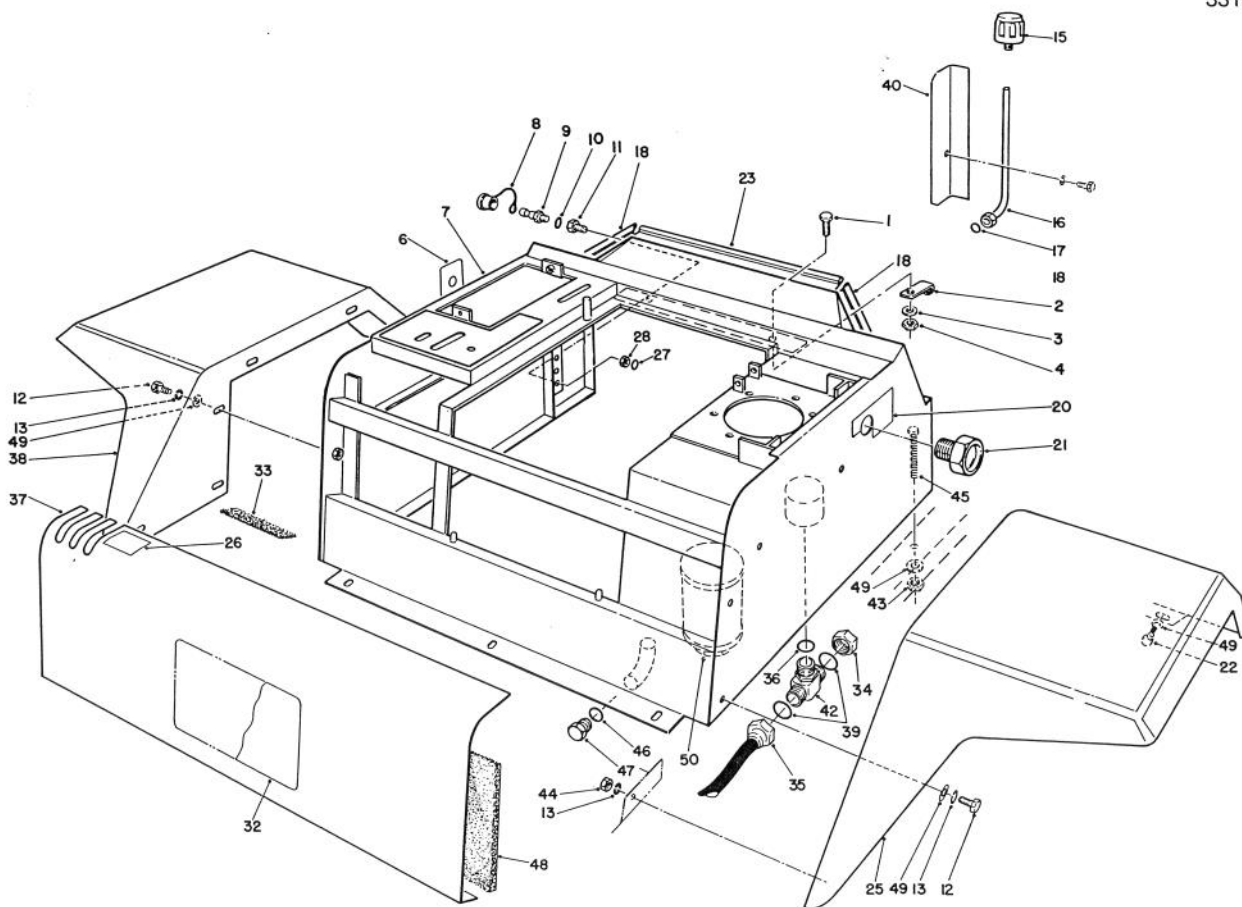
## POWER STEERING VALVE ASSEMBLY NO. 74-2720

Ref. No.	Part No.	Description	No. Used
†1		Seal 1" I.D.	1
2	52-9230	Ring - Retaining	1
3	52-9240	Bushing - Seal Gland	1
†4		Seal 1.875 I.D.	1
†5		Seal - Quad Ring 1.062 I.D.	1
6	59-6730	Race - Bearing	2
7	59-6740	Bearing - Needle, Thrust	1
†8		Housing	1
†9		Sleeve - Control	1
10	59-6820	Kit - Centering Spring	1
†11		Spool - Control	1
†12		Seal	3
13	74-3100	Plate - Spacer	1
14	59-6860	Drive	1
15	59-6870	Gerotor	1
16	59-6890	Cap - End	1
17	70-8290	Washer - Sealing	7

Ref. No.	Part No.	Description	No. Used
18	59-6900	Screw - Cap	7
19	59-6830	Kit - Pin, Centering	1
20	74-3090	Spring	2
21	74-3130	Plug - Retainer	2
22	74-3140	Ball - Check	2
23	52-9290	Retainer - Ball, Check	1
24	52-9280	Ball - Check	1
†25		Seal	1
26	52-9270	Seat - Check Ball	1
†27		Seal	1
28	52-9260	Screw - Set	1
*	52-9250	Kit - Bearing, Needle (Incl. Ref. #7 & 8)	1
*	49-0170	Kit - Seal (Incl. Ref. #1, 4, 5, 12, 25 & 27)	1

\*Not Illustrated

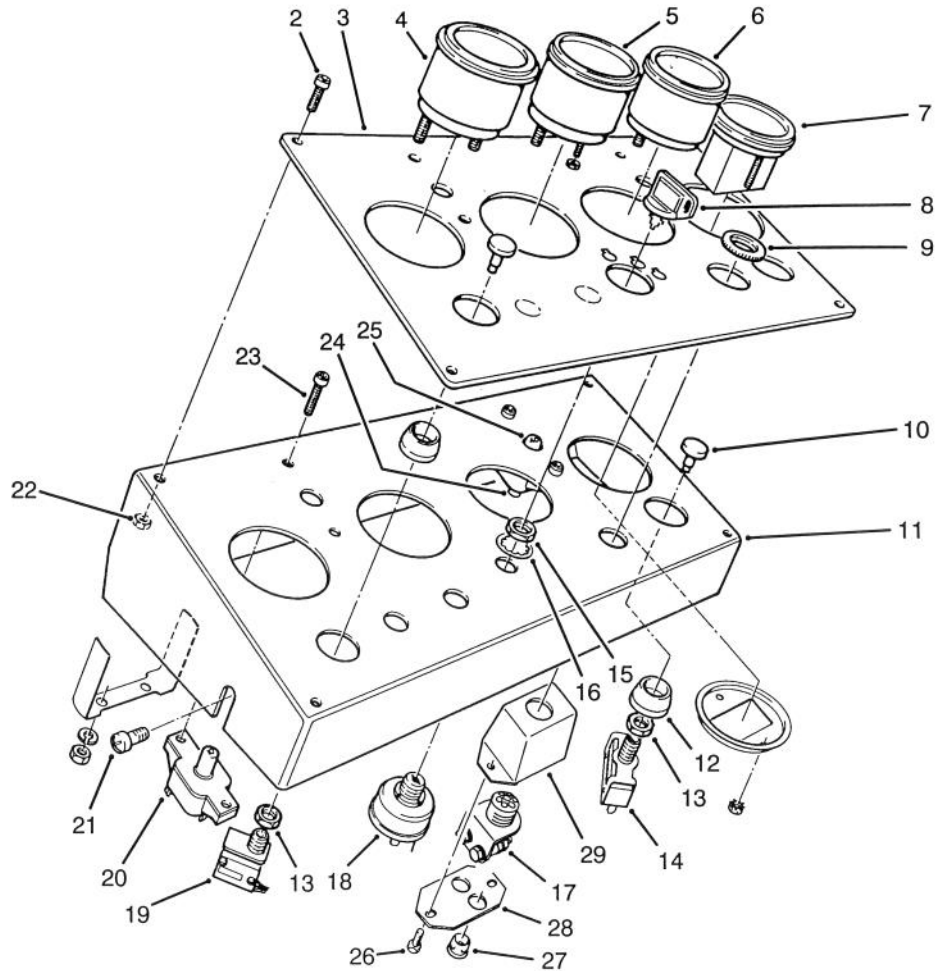
†Not Serviceable Separately



T-0118

## FENDERS & CENTER CONSOLE ASSEMBLY

Ref. No.	Part No.	Description	No. Used	Ref. No.	Part No.	Description	No. Used
1	321-3	Screw - Cap Hex. Hd.	2	26	62-6290	Decal - Lift Lever	1
2	2412-106	Clamp - R	2	27	237-21	O-Ring	5
3	3256-22	Washer - Flat	2	28	3220-11	Nut - Hex.	5
4	3296-42	Nut - Lock	2	32	58-6540	Decal - Operator Warning	1
6	58-6680	Panel - Test Ports	1	33	68-7840	Strip - Foam	1
7	92-4740	Console - Center	1	34	340-117	Cap - Hydraulic	1
8	353-947	Cap - Dust	5	35	92-4725	Hose - Hydraulic	1
9	59-7410	Fitting - Diagnostic (Incl. Ref. #10)	5	36	237-79	Seal - O-Ring	1
10	237-42	O-Ring	5	37	58-1750	Panel - Access	1
11	58-6580	Fitting (Incl. Ref. #27 & 28)	5	38	92-4746	Fender - RH	1
12	48-7620	Bolt	10	39	237-22	Seal - O-Ring	2
13	43-5930	Washer - Lock	12	40	60-2020	Shield - Heat	1
15	68-6150	Breather	1	42	92-4799	Fitting - Hydraulic Tee (Incl. Ref. #36 & 39)	1
16	92-4751	Tube - Breather	1	43	3296-42	Nut - Lock	2
17	237-65	O-Ring	1	44	48-7890	Nut	10
18	92-4789	Strip - Sealing	2	45	321-24	Screw - Cap Hex. Hd.	2
20	59-7290	Decal - Hyd. Fill	1	46	237-80	O-Ring	1
21	58-5940	Sight Glass	1	47	58-9160	Drain Plug Assembly (Incl. Ref. #46)	1
22	48-6900	Screw - Self-Tap	4	48	68-7810	Panel - Lining	1
23	92-5682	Seal	1	49	3256-22	Washer - Flat	16
25	58-0980	Fender - LH	1	50	48-7120	Element - Suction	1

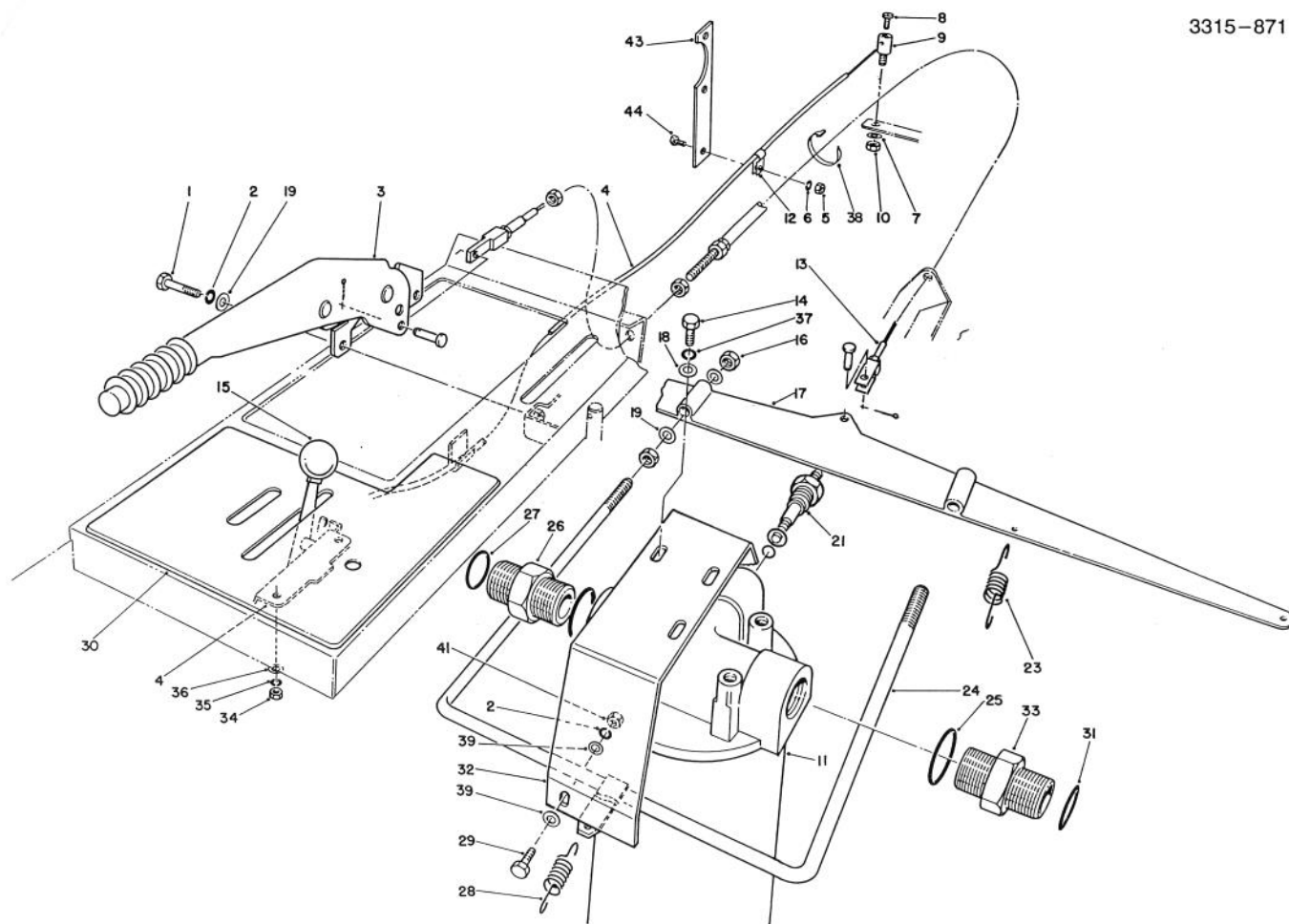


T-1210

## INSTRUMENT PANEL

Ref. No.	Part No.	Description	No. Used	Ref. No.	Part No.	Description	No. Used
2	3274-68	Screw - Mach.	4	17	58-2040	Indicator - Glow Plug (Incl. Ref. #9)	1
3	92-5656	Plate - Face, Instrument	1	18	27-2360	Key Switch Assembly (Incl. Ref. #15 & 16)	1
4	77-4840	Speedometer	1	19	72-9760	Switch - Override (Incl. Ref. #10, 12 & 13)	1
5	63-7430	Gauge - Temperature	1	20	43-4001	Breaker - Circuit, 10 Amp.	1
6	66-2940	Gauge - Fuel	1	21	60-2170	Screw - Pan Hd.	2
7	66-2950	Hourmeter	1	22	3296-42	Nut - Lock	4
8	63-8360	Key - Ignition	2	23	3274-90	Screw	4
†9		Nut	1	24	3250-18	Screw - Mach. Pan Hd.	2
10	43-6280	Button - Push	2	25	43-4000	Breaker - Circuit, 40 Amp.	1
11	92-5657	Panel - Instrument	1	26	32144-73	Screw - Cap Hex. Hd.	2
12	43-6420	Bezel	2	27	92-5256	Bushing - Universal	2
13	218-498	Nut - Hex.	2	28	92-5257	Plate	1
14	59-7220	Switch - Glow Plug (Incl. Ref. #10, 12 & 13)	1	29	92-5258	Shield - Glow Plug Indicator	1
15	218-446	Nut - Switch	1				
16	218-447	Washer - Lock, Switch	1				

†Not Serviceable Separately

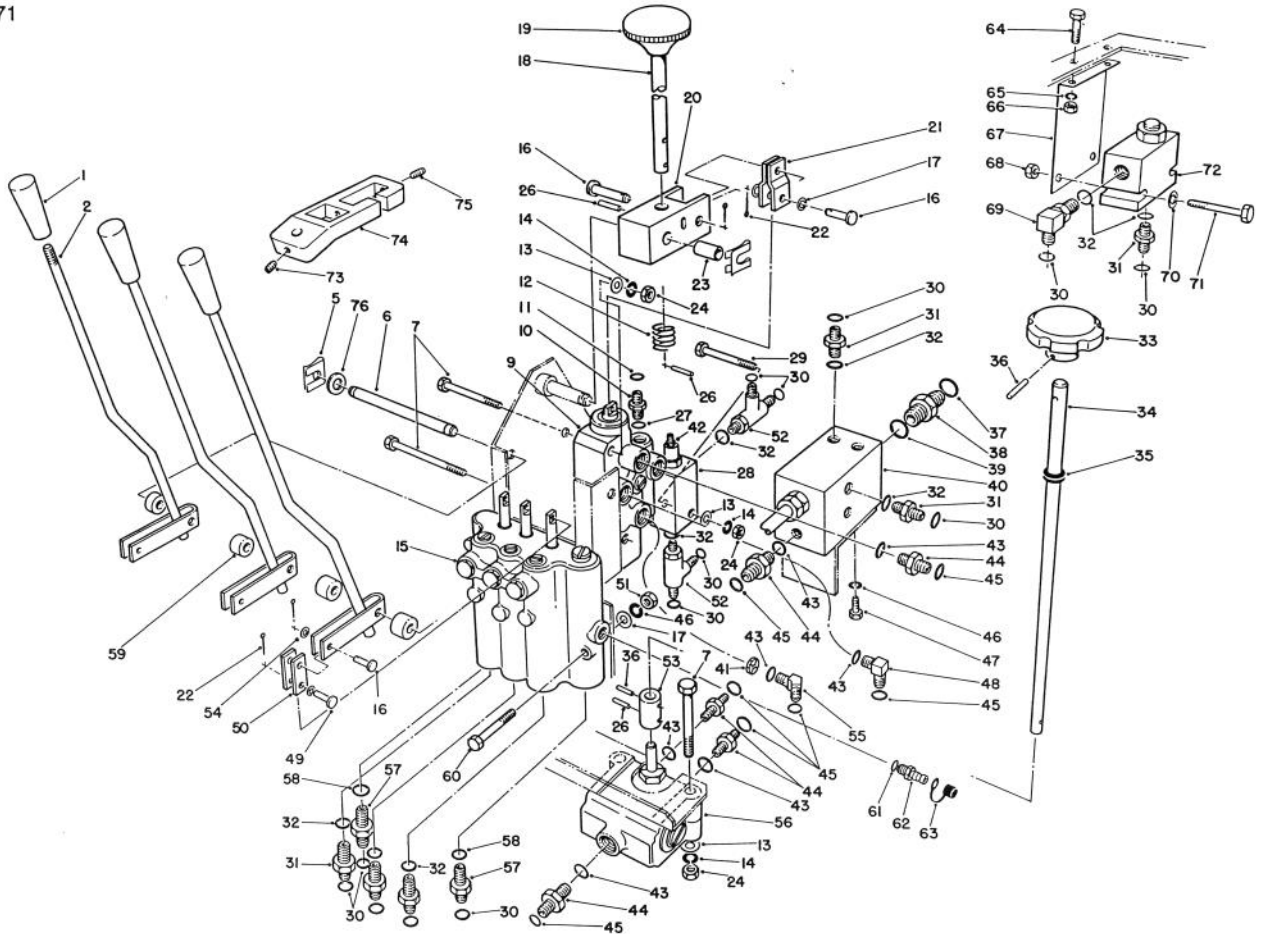


T-0120

## PARKING BRAKE, THROTTLE & OIL FILTER ASSEMBLY

Ref. No.	Part No.	Description	No. Used	Ref. No.	Part No.	Description	No. Used
1	48-7700	Bolt	2	23	60-2140	Spring	2
2	48-9570	Washer - Lock	2	24	58-2270	Rod Assembly	1
3	53-6070	Brake - Parking	1	25	237-123	O-Ring	2
4	59-7240	Throttle Assembly (Incl. Ref. #15)	1	26	340-80	Adapter (Incl. Ref. #25 & 27)	1
5	3217-5	Nut - Hex.	1	27	340-65	O-Ring	1
6	3253-3	Washer - Lock	1	28	48-6940	Spring	1
7	3256-22	Washer - Flat	1	29	322-6	Bolt	2
8	25-8640	Screw	1	30	58-6560	Panel - Side, Control	1
9	25-9090	Swivel	1	31	340-64	O-Ring	1
10	3296-13	Nut - Hex.	1	32	84-6470	Bracket - Filter	1
†11	86-6110	Element Assembly	1	33	340-10	Adapter (Incl. Ref. #25 & 31)	1
12	2412-31	Clip	1	34	48-7880	Nut - Hex.	2
13	58-7030	Cable - Brake	1	35	48-8000	Washer - Lock	2
14	323-4	Bolt	3	36	52-6430	Washer	2
15	233-25	Knob	1	37	3253-5	Washer - Lock	3
16	48-7930	Nut - Hex.	4	38	3334-945	Cable - Tie	1
17	58-2170	Bar	1	39	3256-23	Washer - Flat	4
18	3256-3	Washer - Flat	3	41	3217-6	Nut - Hex.	2
19	48-8030	Washer	6	43	92-4754	Bracket - Cable	1
21	86-6100	Switch - Filter Warning	1	44	321-4	Screw - Cap Hex. Hd.	1
22	86-6090	Hydraulic Oil Filter Assembly (Incl. Ref. #11 & 21)	1				

†Do Not Substitute



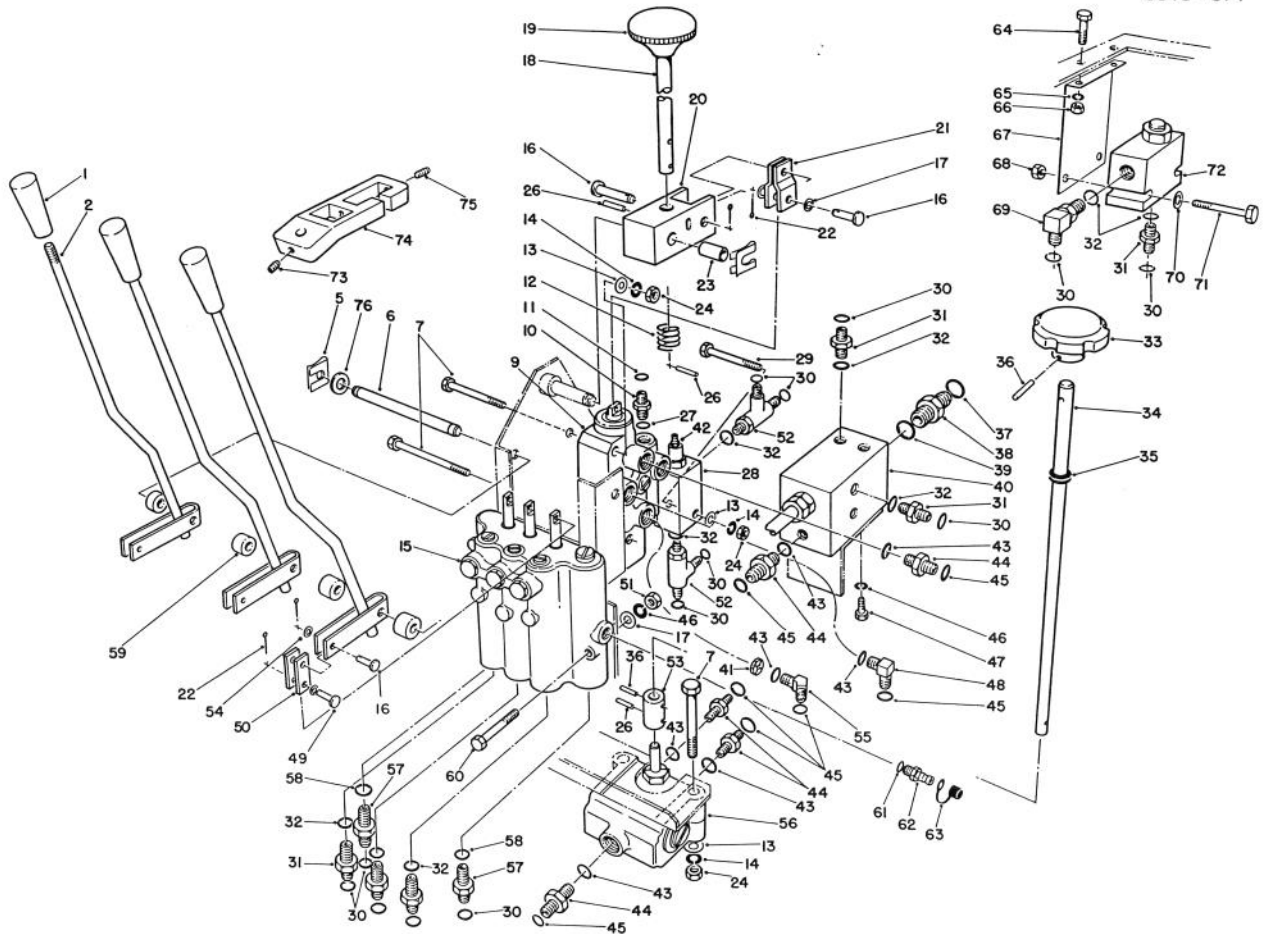
T-0121

## VALVE CONTROLS ASSEMBLY

Ref. No.	Part No.	Description	No. Used
1	233-39	Knob	3
2	74-3190	Lever - Lift	3
5	60-5690	Clip - Safety	3
6	58-1520	Pin - Pivot	1
7	322-12	Bolt	4
9	63-4800	Valve - Control	1
10	340-92	Fitting (Incl. Ref. #11 & 27)	1
11	237-21	O-Ring	1
12	58-7190	Spring	1
13	3256-23	Washer - Flat	5
14	3253-4	Washer - Lock	5
15	84-6200	Valve - Lift Control	1
16	58-3830	Pin - Clevis	5
17	48-8010	Washer	4
18	58-4450	Lever	1
19	233-10	Knob	1
20	58-4460	Clevis	1
21	58-1570	Link	2
22	58-1480	Pin - Cotter	8
23	60-0550	Bushing	1
24	3217-6	Nut - Hex.	5
26	32121-118	Pin - Roll	2
27	237-78	O-Ring	1
28	58-5520	Valve (Incl. Ref. #42)	1

Ref. No.	Part No.	Description	No. Used
29	322-9	Bolt	1
30	237-22	O-Ring	15
31	340-2	Fitting (Incl. Ref. #30 & 32)	8
32	237-42	O-Ring	11
33	59-7130	Knob	1
34	58-1510	Shaft	1
35	59-7910	Grommet	1
36	60-2110	Pin - Spirol	2
37	340-64	O-Ring	1
38	340-80	Fitting (Incl. Ref. #37 & 39)	1
39	237-123	O-Ring	1
40	58-2150	Manifold	1
41	66-5410	Orifice	1
42	†	Cartridge - Pressure Relief	1
43	237-80	O-Ring	9
44	340-7	Fitting (Incl. Ref. #43 & 45)	6
45	237-65	O-Ring	9
46	43-5930	Washer - Lock	4
47	48-7620	Bolt	2
48	340-17	Fitting (Incl. Ref. #43 & 45)	2
49	58-3810	Pin - Clevis	3
50	58-1560	Link	6

†Not Serviceable Separately.

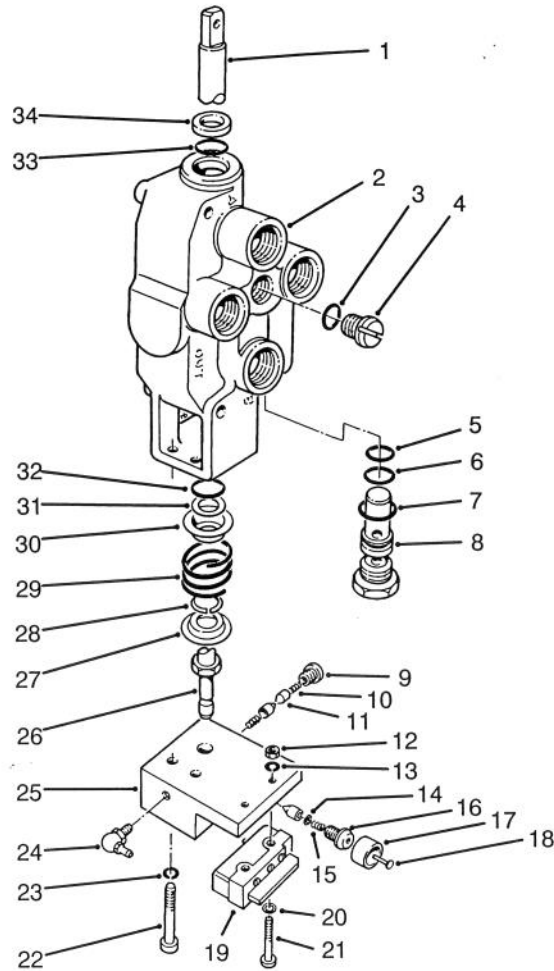


T-0121

## VALVE CONTROLS ASSEMBLY (Continued)

Ref. No.	Part No.	Description	No. Used	Ref. No.	Part No.	Description	No. Used
51	48-7890	Nut - Hex.	1	65	3253-3	Washer - Lock	2
52	340-86	Fitting - Hydraulic Tee (Incl. Ref. #30 & 32)	2	66	3217-5	Nut - Hex.	2
53	58-1530	Coupling	1	67	63-4690	Bracket - Valve	1
54	52-6430	Washer	6	68	3296-8	Nut - Lock	2
55	66-5860	Adapter - 45° (Incl. Ref. #43 & 45)	1	69	340-77	Elbow - 90° (Incl. Ref. #30 & 32)	1
56	58-5490	Valve - Flow Control (Model No. 03702)	1	70	3256-22	Washer - Flat	2
*	58-5491	Valve - Flow Control (Model No. 03703)	1	71	321-11	Screw - Cap Hex. Hd.	2
57	340-3	Fitting (Incl. Ref. #30 & 58)	2	72	63-4700	Valve - Flow Regulator (Model No. 03702)	1
58	237-79	O-Ring	2	*	63-4701	Valve - Flow Regulator (Model No. 03703)	1
59	58-1540	Spacer	4	73	3245-44	Screw - Set	1
60	60-6650	Bolt	2	74	74-3170	Linkage - Cross Cut Control	1
61	237-42	O-Ring	1	75	3245-45	Screw - Set	2
62	59-7410	Fitting - Diagnostic (Incl. Ref. #61)	1	76	3256-24	Washer - Flat	2
63	353-947	Cap - Dust	1	*	66-5590	Kit - Seal (For Item #72)	1
64	321-3	Screw - Cap Hex Hd.	2	*	66-5580	Kit - Seal Repair (For Item #28)	1

\*Not Illustrated



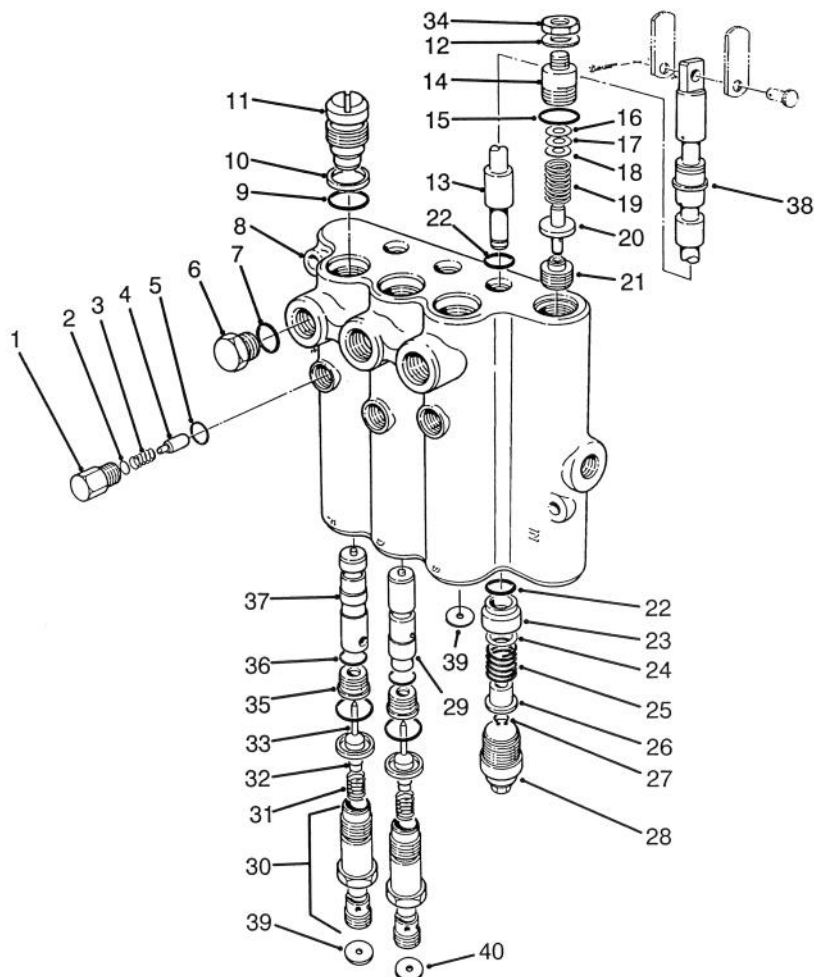
T-0123

## REEL CONTROL VALVE ASSEMBLY NO. 63-4800

Ref. No.	Part No.	Description	No. Used	Ref. No.	Part No.	Description	No. Used
†1		Spool	1	19	60-4550	Switch - Micro	1
†2		Body	1	20	3256-13	Washer - Flat	2
3	59-8140	O-Ring	1	21	66-5430	Screw - Machine	2
4	59-8160	Plug (Incl. Ref. #3)	1	22	63-4830	Screw - Cap Hd.	2
5	63-4440	O-Ring	1	23	59-8070	Washer - Lock	2
6	59-7860	Washer - Backup	1	24	302-66	Fitting - Grease	1
7	42-1220	O-Ring	1	25	63-4820	Detent - Block	1
8	63-4780	Valve - Relief (Incl. Ref. #5-7)	1	26	63-4840	Spool - Screw	1
9	59-8060	Plug - Detent	1	27	59-8100	Washer - Shallow	1
10	59-8050	Spring - Detent	2	28	59-8170	Washer - Wire	1
11	59-8150	Pawl - Detent	3	29	59-8040	Spring	1
12	66-5440	Nut - Lock	2	30	59-8080	Washer - Deep	1
13	3253-19	Washer - Lock	2	31	59-8180	Washer	1
14	63-4860	Circlip	1	32	59-7780	O-Ring	1
15	63-4510	Spring	1	33	59-81 20	O-Ring	1
16	59-8230	Plug	1	34	59-8190	Wiper	1
17	66-5420	Sleeve	1	*	59-8250	Kit - Seal (Incl. Ref. #3, 4-7, 32 & 34)	1
18	63-4850	Plunger	1				

\*Not Illustrated

†Not Serviceable Separately



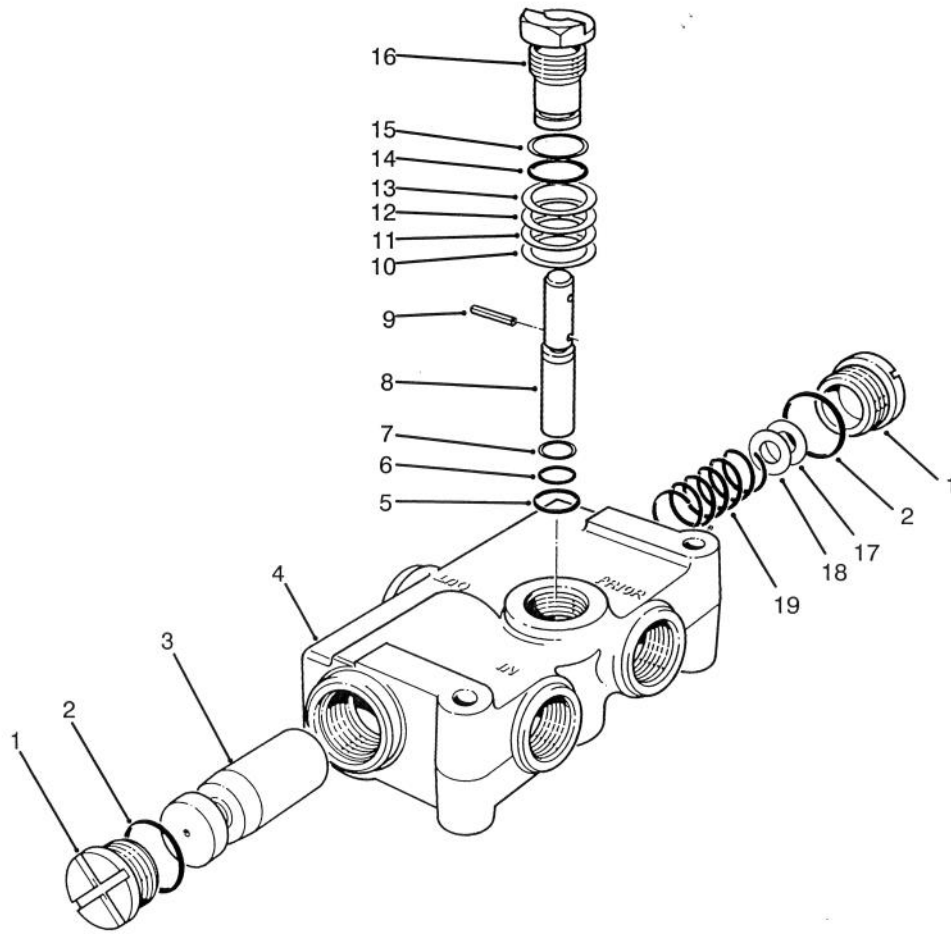
T-0124

## CONTROL VALVE ASSEMBLY NO. 84-6200

Ref. No.	Part No.	Description	No. Used	Ref. No.	Part No.	Description	No. Used
1	58-6780	Plug Assembly (Incl. Ref. #5)	3	†21		Seat	1
2	60-6450	Disc	A/R	22	58-6450	O-Ring	6
3	58-6760	Spring	3	23	58-6400	Bushing	3
4	58-6770	Detent Plunger	3	24	58-6700	Washer	3
5	58-6790	O-Ring	3	25	58-6730	Spring	3
6	58-6710	Plug Assembly (Incl. Ref. #7)	3	26	58-6310	Spacer	3
7	58-6720	O-Ring	3	27	58-6460	Ring - Retaining	3
†8		Body	1	28	58-6420	Assembly - Cap	3
9	60-5720	O-Ring	6	29	84-6430	Plunger	1
10	58-6370	Washer - Backup	6	30	58-6380	Assembly - Plug	3
11	58-6350	Plug Assembly (Incl. Ref. #9 & 10)	3	31	58-6410	Spring	3
†12		Washer	1	32	60-6440	Eyelet	3
†13		Spool	3	33	58-6290	Poppet Assembly	3
14	69-1830	Plug Assembly (Incl. Ref. #12, 15 & 34)	1	†34		Nut - Lock	1
15	58-6750	O-Ring	1	35	58-6330	Seat Assembly (Incl. Ref. #36)	3
16	58-6470	Washer	A/R	36	58-6340	O-Ring	3
17	58-6480	Washer	A/R	37	84-6420	Plunger	2
18	58-6490	Washer	A/R	38	58-6320	Wiper - Seal	3
19	84-6450	Spring	1	39	84-6400	Orifice - .047 Dia.	2
20	58-6440	Poppet	1	40	84-6401	Orifice - .052 Dia.	1
				*	60-3780	Kit - Seal (Incl. Ref. #5, 7, 9, 10, 15, 22, 27, 33, 36 & 38)	1

\*Not Illustrated

†Not Serviceable Separately



T-0125

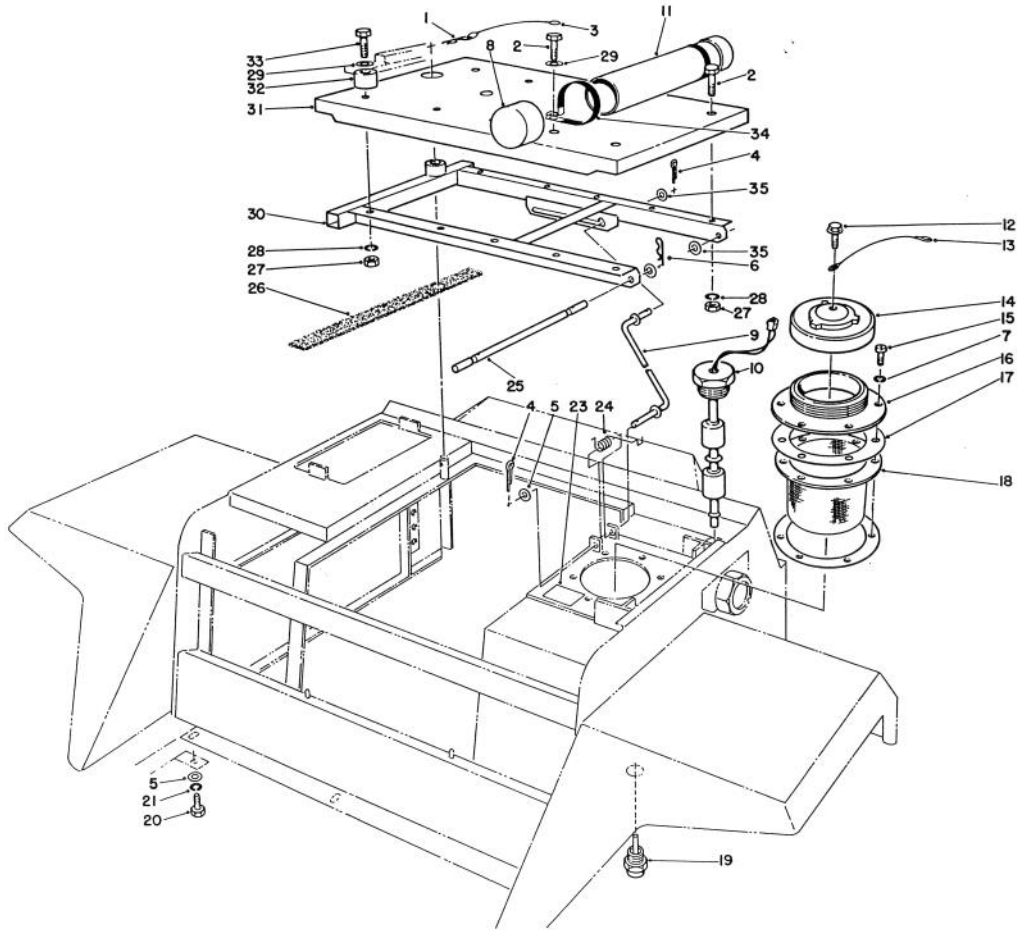
## PRIORITY FLOW CONTROL VALVE 58-5490 (MODEL NO. 03702) & 58-5491 (MODEL NO. 03703)

Ref. No.	Part No.	Description	No. Used
1	59-7600	Plug Assembly (Incl. Ref. #2)	2
2	59-7610	O-Ring	2
†3		Spool	1
†4		Body	1
5	59-7640	O-Ring	1
6	59-7650	O-Ring	1
7	60-5950	Washer - Backup	1
8	59-7670	Metering Stem	1
9	59-7680	Pin - Groove	1
10	59-7690	Shim	A/R
11	59-7700	Shim	A/R
12	59-7710	Shim	A/R

Ref. No.	Part No.	Description	No. Used
13	59-7720	Shim	A/R
14	59-7780	O-Ring	1
15	58-6370	Washer - Backup	1
16	59-7740	Plug - Metering (Model No. 03702)	1
16	74-3150	Plug - Metering (Model No. 03703)	1
17	59-7750	Shim	A/R
18	59-7760	Shim	A/R
19	59-7770	Spring	1
*	63-4520	Kit - Seal (Incl. Ref. #2, 5-7, 14 & 15)	1

\*Not Illustrated

†Not Serviceable Separately.



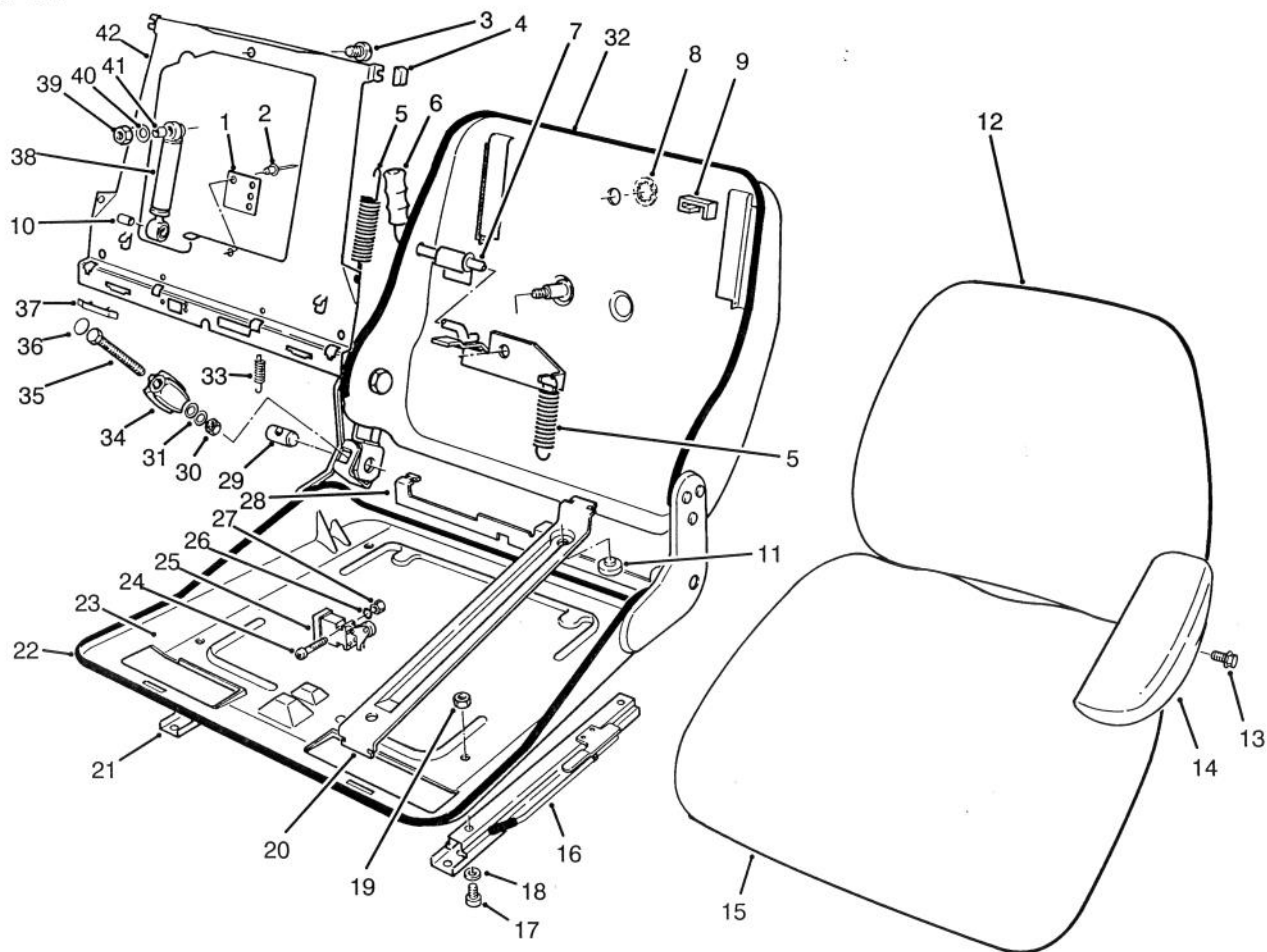
T-0127

## SEAT PLATFORM & FILLER CAP ASSEMBLY

Ref. No.	Part No.	Description	No. Used	Ref. No.	Part No.	Description	No. Used
1	3390-355	Clip - Retaining	1	19	60-5580	Switch - Temperature	1
2	66-3160	Screw - Cap Hex. Hd.	6	20	48-9470	Screw - Cap Hex. Hd.	2
3	60-2160	Wire - Retaining (Incl. Ref. #1)	1	21	48-9590	Washer - Lock	2
4	3272-11	Pin - Cotter	2	23	58-6530	Decal - Hydraulic Oil	1
5	48-9580	Washer	2	24	60-0050	Spring	1
6	3290-250	Pin - Hair, Cotter	2	25	58-1640	Pin - Seat Pivot	1
7	3253-15	Washer - Lock	6	26	68-7850	Strip - Foam	1
8	65-5890	Cap - Tube	2	27	48-7930	Nut - Hex.	10
9	58-1650	Rod - Seat	1	28	48-9570	Washer - Lock	10
10	82-9340	Switch - Oil Level	1	29	48-8030	Washer	6
11	65-5870	Tube - Manual	1	30	58-1580	Seat Frame Assembly	1
†12		Screw - Washer Face	1	31	58-9830	Plate - Seat	1
†13		Wire - Tie	1	32	26-4840	Spacer	4
†14		Cap	1	33	48-7730	Screw - Cap Hex. Hd.	4
15	46-0670	Screw	6	34	2412-102	R-Clamp	2
†16		Ring	1	35	3256-24	Washer - Flat	4
17	58-6820	Gasket	2	*	58-6800	Filler Cap Assembly (Incl. Ref. #12-14 & 16-18)	1
†18		Screen	1				

\*Not Illustrated

†Not Serviceable Separately



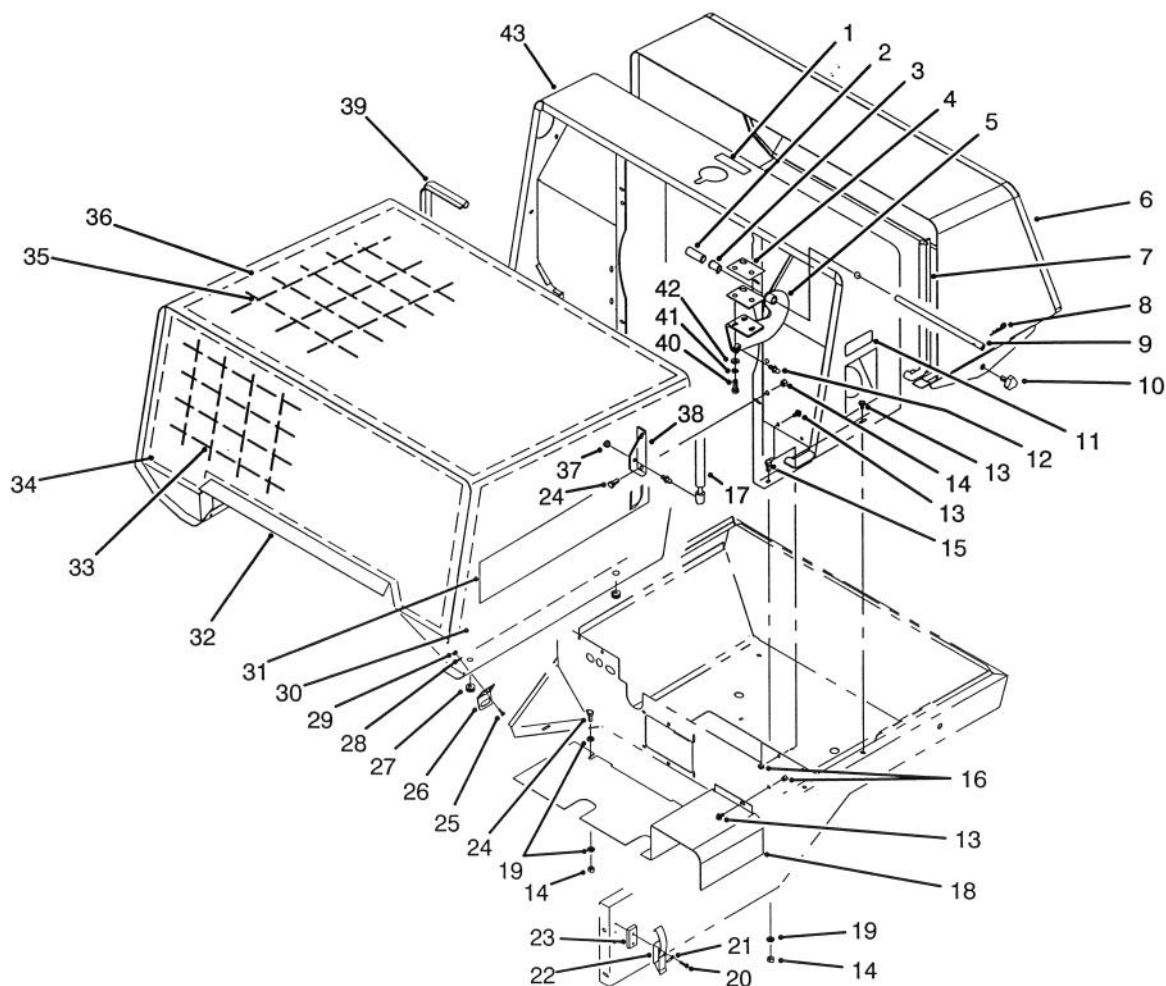
## SUSPENSION SEAT ASSEMBLY

Ref. No.	Part No.	Description	No. Used
1	82-2850	Plate	1
2	82-9680	Rivet	2
3	82-9700	Screw	1
4	82-2730	Kit - Wear Parts (Incl. Ref. #8-11)	1
5	82-2740	Spring Set - Tension	1
6	56-4150	Grip - Handle	1
7	82-2870	Lever - Adjust	1
†8		Cover	1
†9		Bumper	2
†10		Bushing	1
†11		Pad	2
12	82-2800	Cushion - Backrest	1
13	56-3850	Screw - Mach. Hex. Hd.	4
14	55-4330	Arm Rest - L.H.	1
*	55-4331	Arm Rest - R.H.	1
15	82-2840	Cushion - Bottom	1
16	92-2951	Rail - Adjust. L.H.	1
17	82-9690	Screw	4
18	82-9660	Washer	4
19	82-9650	Nut	4
20	82-2820	Swing Arm Assembly (Incl. Ref. #28 & 41)	1
21	82-2790	Rail - Adjust. R.H.	1
22	82-9710	Trim - Bottom	1
23	82-2720	Frame - Seat	1

Ref. No.	Part No.	Description	No. Used
24	82-9640	Screw	2
25	82-2810	Switch Assembly (Incl. Ref. #24, & 26-27)	1
26	82-9620	Washer - Spring	2
27	82-9630	Nut	2
†28		Pivot - Back Plate	1
29	56-4170	Clevis - Threaded	1
30	56-3890	Nut	1
31	56-3880	Washer	2
32	82-9720	Trim - Backrest	1
33	82-2860	Spring Set - Tension	1
34	82-2750	Spindle Adj. Assembly (Incl. Ref. #29-31 & 34-36)	1
35	82-2710	Screw	1
†36		Cover	1
37	82-2830	Clamp	2
38	82-2770	Shock Absorber Assembly	1
39	82-9670	Nut	1
40	56-3940	Washer	1
41	82-2760	Kit - Bushing (Incl. Ref. #39 & 40)	1
†42		Plate - Backrest	1
*	82-2880	Weight Adj. Assembly (Incl. Ref. #5-7 & 41)	1

\*Not Illustrated

†Not Serviceable Separately



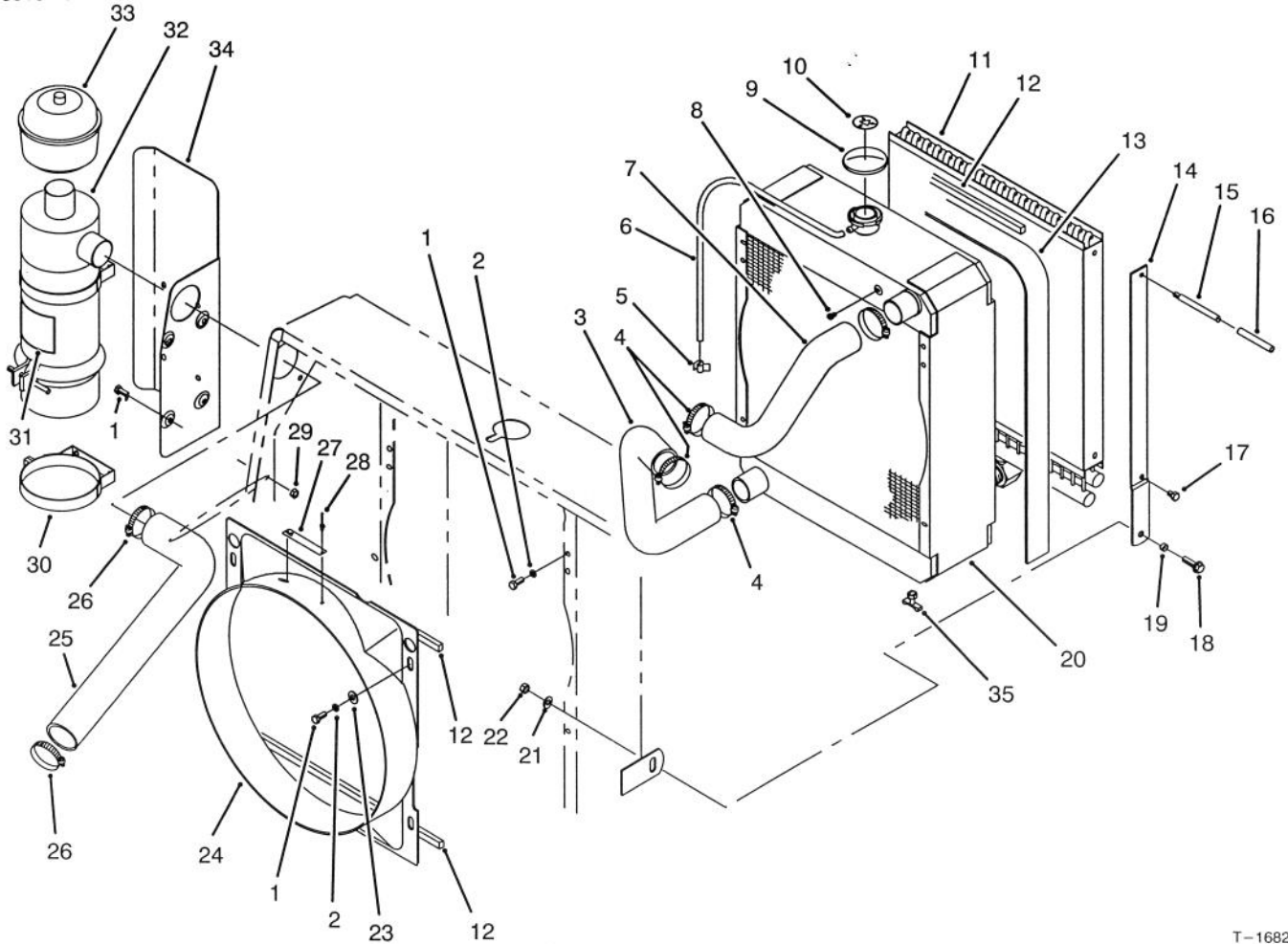
T-1683

## FRONT & REAR CANOPY ASSEMBLY

Ref. No.	Part No.	Description	No. Used	Ref. No.	Part No.	Description	No. Used
1	58-6940	Decal - Coolant Only	1	22	58-5380	Latch - Draw	2
2	92-5655	Spacer	2	23	58-7070	Spacer	2
3	58-3930	Bushing - Flange	2	24	322-3	Screw - Cap Hex. Hd.	5
4	58-5330	Spacer - Hinge	A/R	25	3250-31	Screw - Pan Hd.	8
*	58-5350	Spacer - Hinge	A/R	26	68-6040	Bracket - Latch	2
5	58-1970	Hinge - LH	1	27	237-141	Grommet	4
*	58-1980	Hinge - RH	1	28	3256-21	Washer - Flat	8
6	92-4793	Screen - Rear	1	29	3296-27	Nut - Hex.	8
7	92-5253	Strip - Sealing	1	30	92-5681	Foam - Side LH	1
8	3290-355	Pin - Hair Cotter	2	*	92-5680	Foam - Side RH	1
9	58-3910	Pin - Hinge	2	31	86-6470	Decal - RM4500D	2
10	77-3620	Knob - Retainer	2	32	92-4712	Canopy - Front	1
11	49-2280	Decal - Diesel Fuel	1	33	92-5673	Support - Foam Front	1
12	86-6130	Stud - Ball	4	34	92-5679	Foam - Front	1
13	3234-13	Screw - Hex. Flange Hd.	9	35	92-5672	Support - Foam Top/Side	1
14	3296-29	Nut - Lock	9	36	92-5678	Foam - Top	1
15	322-5	Screw - Cap Hex. Hd.	4	37	48-9510	Nut - Lock	2
16	3296-56	Nut - Lock	5	38	92-5652	Bracket - Gas Spring	2
17	88-6760	Spring - Gas	2	39	92-6060	Strip - Sealing	1
18	92-5270	Baffle - Lower Body	1	40	48-9460	Screw - Cap Hex. Hd.	6
19	3256-23	Washer - Flat	6	41	48-9570	Washer - Lock	6
20	3250-25	Screw - Pan Hd.	4	42	48-8030	Washer - Flat	6
21	3253-2	Washer - Lock	4	43	92-4792	Canopy - Center	1

\*Not Illustrated

3315-871

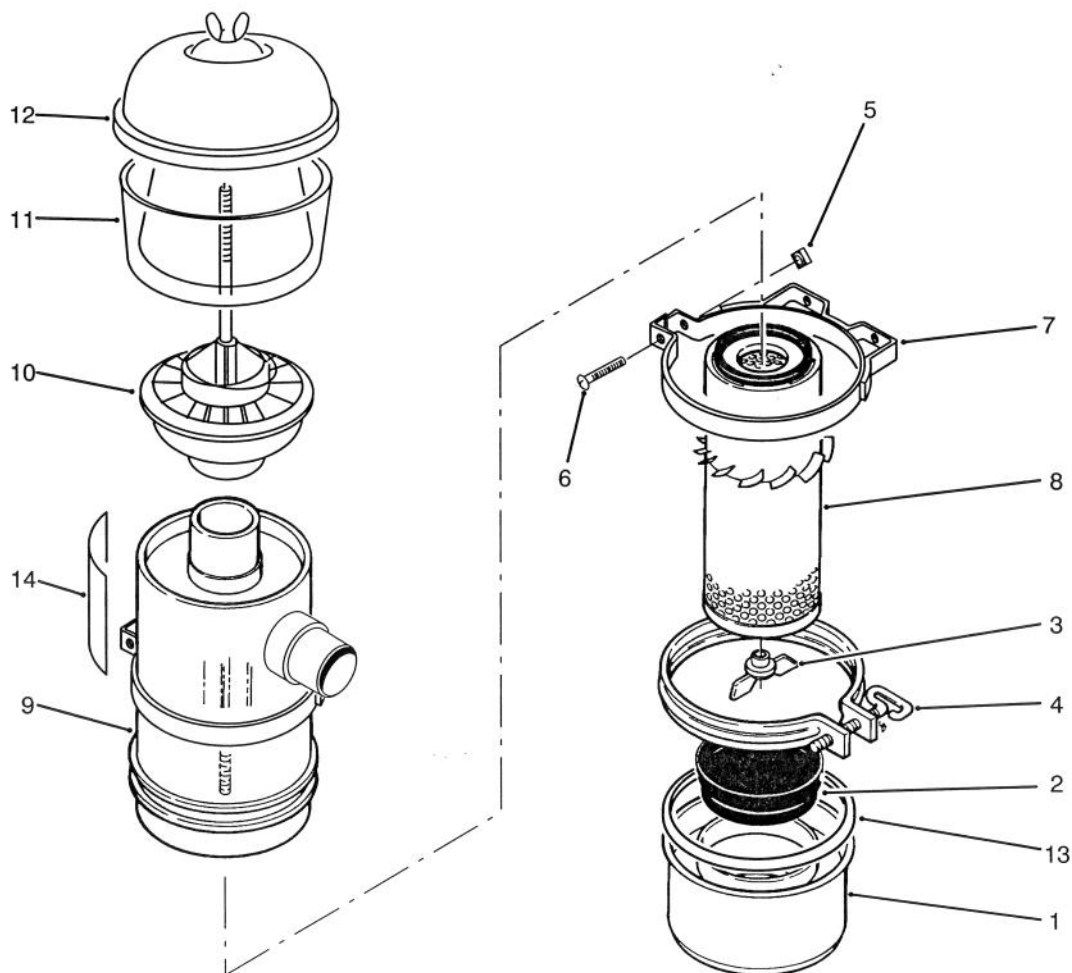


T-1682

## RADIATOR, OIL COOLER & AIR CLEANER ASSEMBLY

Ref. No.	Part No.	Description	No. Used
1	322-3	Screw - Cap Hex. Hd.	14
2	3253-4	Washer - Lock	6
3	92-4795	Hose - Radiator Lower	1
4	2412-92	Clamp - Hose	4
5	60-0930	Clip	2
6	60-3680	Hose - Overflow	1
7	92-4796	Hose - Radiator Upper	1
8	281-2	Plug Pipe	1
9	58-5420	Cap - Radiator	1
10	59-8440	Decal - Warning	1
11	58-5540	Cooler - Hydraulic Oil	1
12	68-7575	Strip - Sealing	3
13	92-6062	Foam - Radiator Seal	1
14	92-4753	Strap - Oil Cooler	2
15	75-7790	Handle	2
16	47-2550	Grip - Handle	2
17	48-7680	Screw - Cap Hex. Hd.	2
18	3234-11	Screw - Hex. Flange Hd.	2

Ref. No.	Part No.	Description	No. Used
19	76-2290	Spacer	2
20	92-4729	Radiator Assembly (Incl. Ref. #35)	1
21	3256-24	Washer - Flat	2
22	3296-39	Nut - Lock	2
23	3256-71	Washer - Flat	4
24	92-4798	Shroud - Fan	1
25	92-4752	Hose - Intake	1
26	2412-42	Clamp - Hose	2
27	76-8750	Plate - Caution	1
28	3290-271	Rivet - Pop	2
29	3296-29	Nut - Lock	8
30	27-7170	Band - Mounting	2
31	27-7160	Decal - Instruction	1
32	27-7100	Air Cleaner Assembly	1
33	48-7430	Pre-Cleaner Assembly	1
34	92-6065	Shield	1
35	304-46	Valve - Drain	1



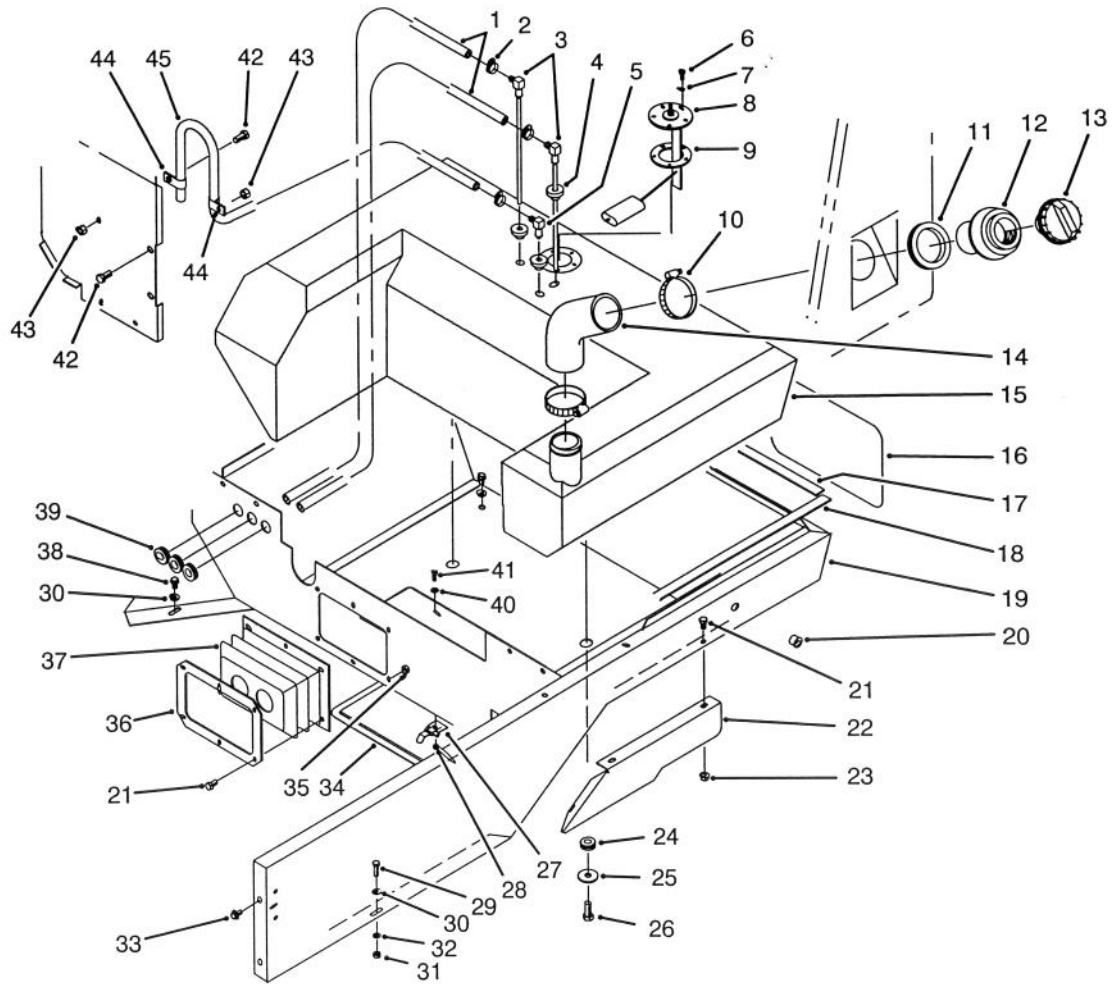
T-1684

## AIR CLEANER ASSEMBLY

Ref. No.	Part No.	Description	No. Used	Ref. No.	Part No.	Description	No. Used
1	27-7150	Cup Assembly	1	11	33-1270	Bowl	1
2	27-7140	Baffle	1	12	33-1260	Cover Assembly	1
3	27-7120	Nut	1	13	80-3330	Gasket	1
4	27-7130	Clamp Assembly	1	14	27-7160	Decal - Instructions	1
5	32107-11	Nut - Square	2	*	48-7430	Pre-Cleaner Assembly (Incl. Ref. #10-12)	1
6	3258-19	Screw - Machine	2	*	27-7100	Air Filter Assembly (Incl. Ref. #1-4, 8-9 & 13-14)	1
7	27-7170	Band Assembly (Incl. Ref. #5 & 6)	2	*	27-7220	Soap - Air Cleaner	1
8	27-7110	Element Assembly	1				
†9		Housing	1				
10	62-6300	Sleeve Assembly	1				

\*Not Illustrated

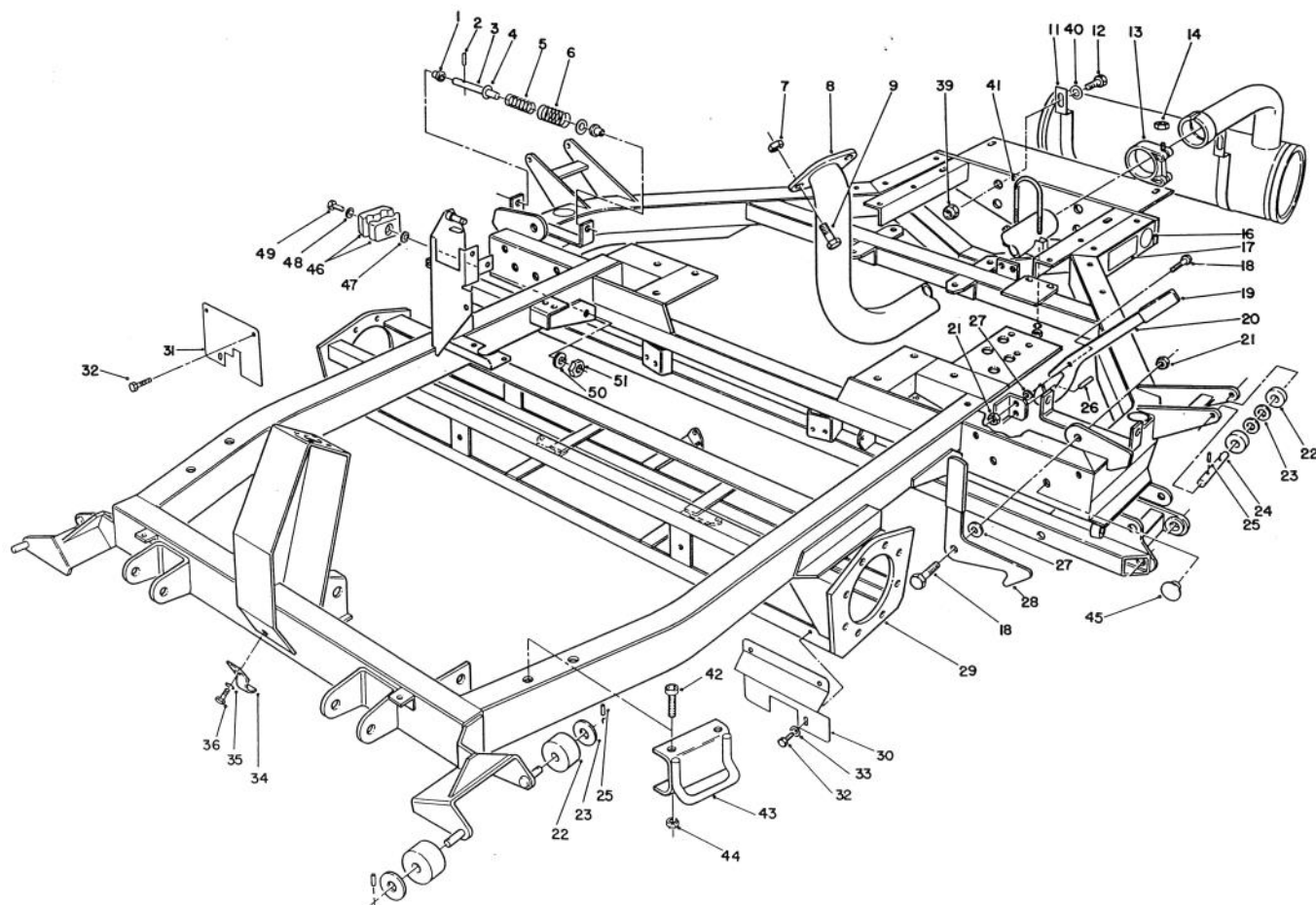
†Not Serviceable Separately



T-1681

## FUEL TANK & LOWER BODY ASSEMBLY

Ref. No.	Part No.	Description	No. Used	Ref. No.	Part No.	Description	No. Used
1	92-4766	Hose - Fuel	2	23	32128-33	Nut - Flange Lock	3
2	2412-108	Clamp - Hose	5	24	240-11	Grommet	2
3	92-6061	Standpipe	2	25	63-8410	Washer - Flat	2
4	46-6560	Grommet	3	26	323-5	Screw - Cap Hex. Hd.	2
5	46-6550	Elbow	1	27	52-9590	Latch	4
6	3250-31	Screw - Pan Hd.	5	28	3296-12	Nut - Lock	4
7	3253-2	Washer - Lock	5	29	48-7630	Screw	1
8	63-7640	Sender - Fuel	1	30	3256-16	Washer - Flat	5
9	62-7650	Gasket - Fuel Sender	1	31	48-7890	Nut - Hex.	1
10	2412-42	Clamp - Hose	2	32	43-5930	Washer - Lock	1
11	92-5675	Grommet	1	33	3234-4	Screw - Hex. Flange Hd.	4
12	92-5674	Neck - Fuel Fill	1	34	92-5654	Panel - Clean-Out	1
13	72-0090	Cap - Fuel	1	35	3296-56	Nut - Lock	6
14	92-4797	Hose - Fuel Fill	1	36	92-5653	Ring - Clamp	1
15	92-4790	Tank - Fuel	1	37	92-5269	Bellows	1
16	66-6140	Decal - TORO	1	38	48-6900	Screw	4
17	92-5671	Strip - Sealing	1	39	240-9	Grommet	3
18	92-5670	Strip - Sealing	2	40	3256-51	Washer - Flat	4
19	92-4703	Lower Body Assembly (Incl. Ref. #20)	1	41	32144-1	Screw - Cap Hex. Hd.	4
20	32148-9	Nut - Insert	2	42	322-3	Screw - Cap Hex. Hd.	2
21	321-2	Screw - Cap Hex. Hd.	9	43	3296-29	Nut - Lock	2
22	92-6069	Shield - Exhaust	1	44	92-6064	Clamp - R	2
				45	92-6068	Hose - Vent	1



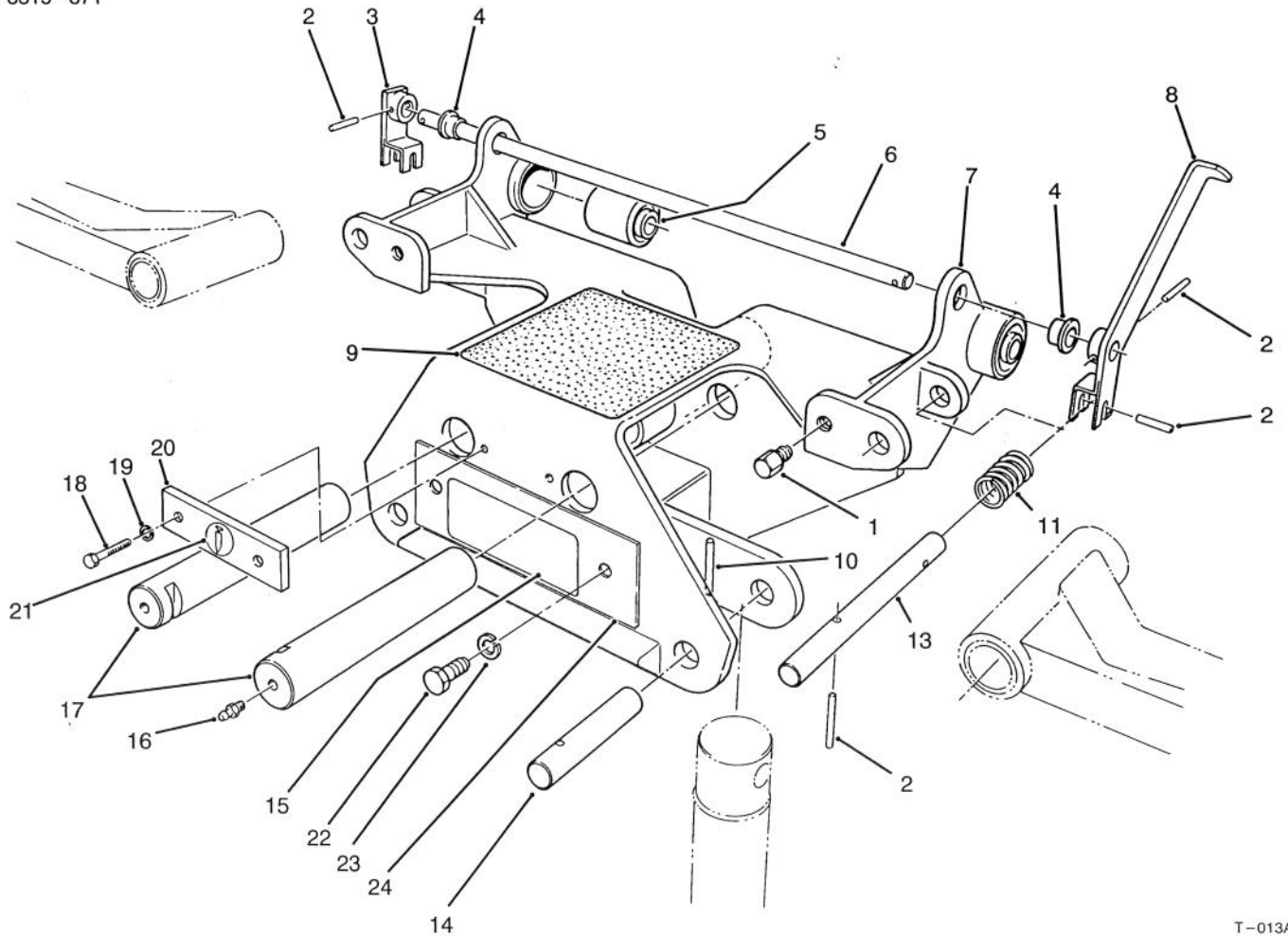
T-0132

## CHASSIS & MUFFLER ASSEMBLY

Ref. No.	Part No.	Description	No. Used	Ref. No.	Part No.	Description	No. Used
1	58-2800	Bushing	4	25	60-2110	Pin - Roll	8
2	60-3720	Pin - Roll	2	26	48-8830	Pin - Roll	1
3	58-2810	Rod	2	27	48-8850	Washer - Bevel	3
4	3256-7	Washer - Flat	4	28	48-8540	Lever	2
5	48-6780	Spring	2	29	92-4761	Chassis	1
6	60-1240	Spring	2	30	60-4190	Grass Shield - L.H.	1
7	60-6660	Nut - Hex	2	31	60-4200	Grass Shield - R.H.	1
8	76-3470	Tube - Exhaust	1	32	48-6900	Screw - Hex Hd.	6
9	48-9470	Bolt	2	33	48-8010	Washer	2
11	74-2850	Muffler	1	34	60-2080	Clamp - Hose	1
*	74-2900	Spark Arrester - Muffler (Optional)	1	35	48-9570	Washer - Lock	1
12	323-18	Screw - Cap Hex. Hd.	2	36	48-7680	Screw - Cap Hex Hd.	1
13	2412-132	Clamp (Incl. Ref. #14)	1	39	3296-39	Nut - Lock	2
†14		Nut	1	40	3256-24	Washer - Flat	2
16	58-6520	Decal - Grease	3	41	76-3560	Clamp - Exhaust	1
17	58-5910	Decal - Tire Pressure	2	42	3289-25	Screw - Socket Flat Hd.	4
18	60-6870	Bolt	3	43	92-4768	Tiedown	2
19	48-7080	Cap	3	44	3296-23	Nut - Lock	4
20	58-3800	Lever	1	45	92-6059	Plug - Button	12
21	51-2070	Nut	3	46	92-3044	Clamp - Tube	2
22	82-4910	Roller	8	47	92-2950	Spacer	1
23	51-2060	Washer	8	48	3256-22	Washer - Flat	1
24	60-0160	Pin - Roller Rear	2	49	321-9	Screw - Caap Hex. Hd.	1
				50	3253-3	Washer - Lock	1
				51	3217-5	Nut - Hex.	1

\*Not Illustrated

†Not Serviceable Separately

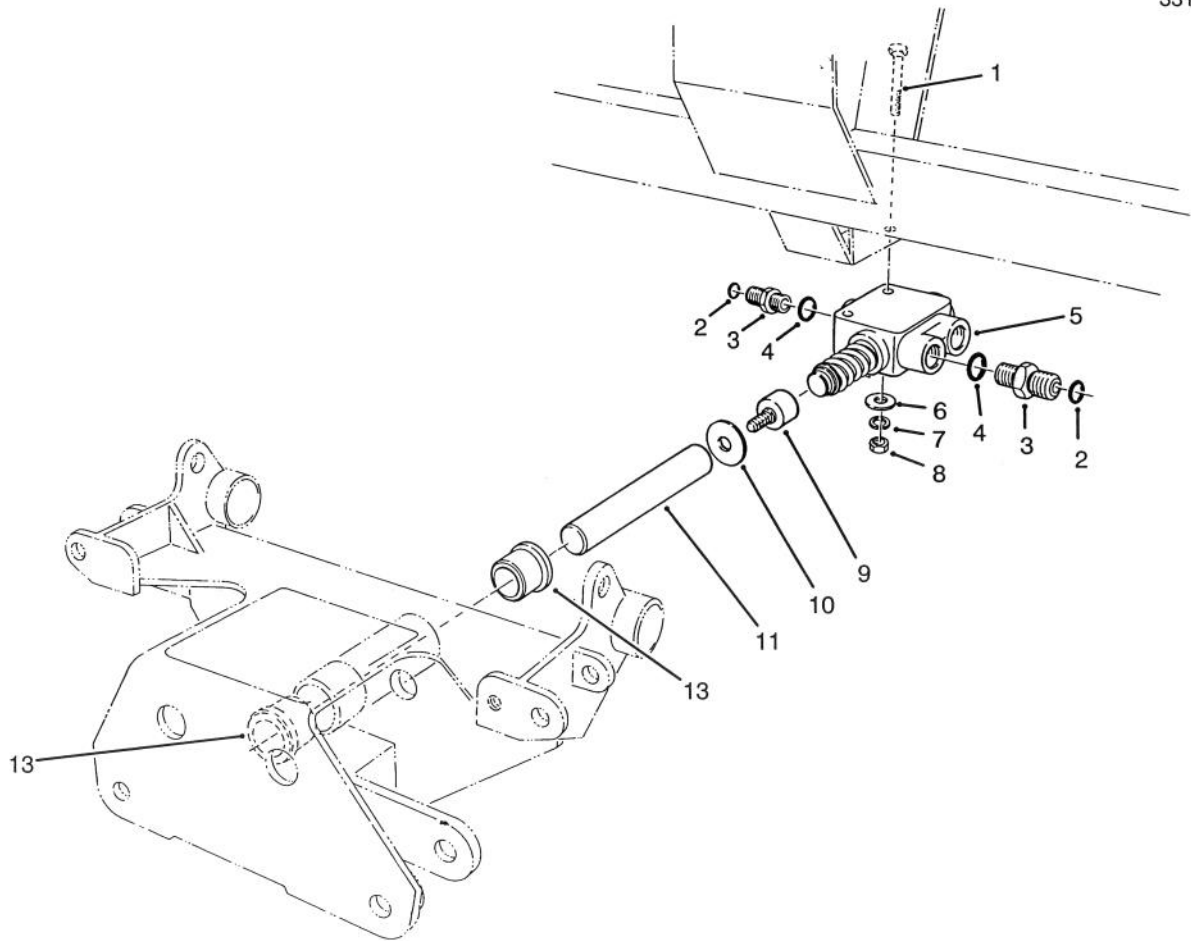


T-013A

## FRONT CARRIER ASSEMBLY

Ref. No.	Part No.	Description	No. Used	Ref. No.	Part No.	Description	No. Used
1	82-9250	Stud - Threaded	2	14	58-2720	Pin - Cylinder Mount	2
2	60-2000	Pin - Dowel	6	15	86-6120	Decal - Towing	1
3	60-1750	Lever - R.H.	1	16	302-5	Fitting - Grease	2
4	60-1990	Bushing - Flange	2	17	60-0090	Pin - Lift Arm, Pivot	2
5	47-7010	Bushing	2	18	322-2	Screw - Cap Hex. Hd.	2
6	60-1820	Shaft - Pivot	1	19	3253-4	Washer - Lock	2
7	74-2920	Carrier - Front	1	20	60-0190	Retainer	1
8	60-1780	Lever - L.H.	1	21	58-6520	Decal - Grease	1
9	82-9370	Pad - Step	1	22	325-2	Screw - Cap Hex. Hd.	2
10	3285-11	Pin - Spirol	2	23	3253-7	Washer - Lock	2
11	60-0670	Spring - Compression	2	24	84-6480	Plate - Decal	1
13	82-9360	Rod - Latch	2				

\*Not Illustrated

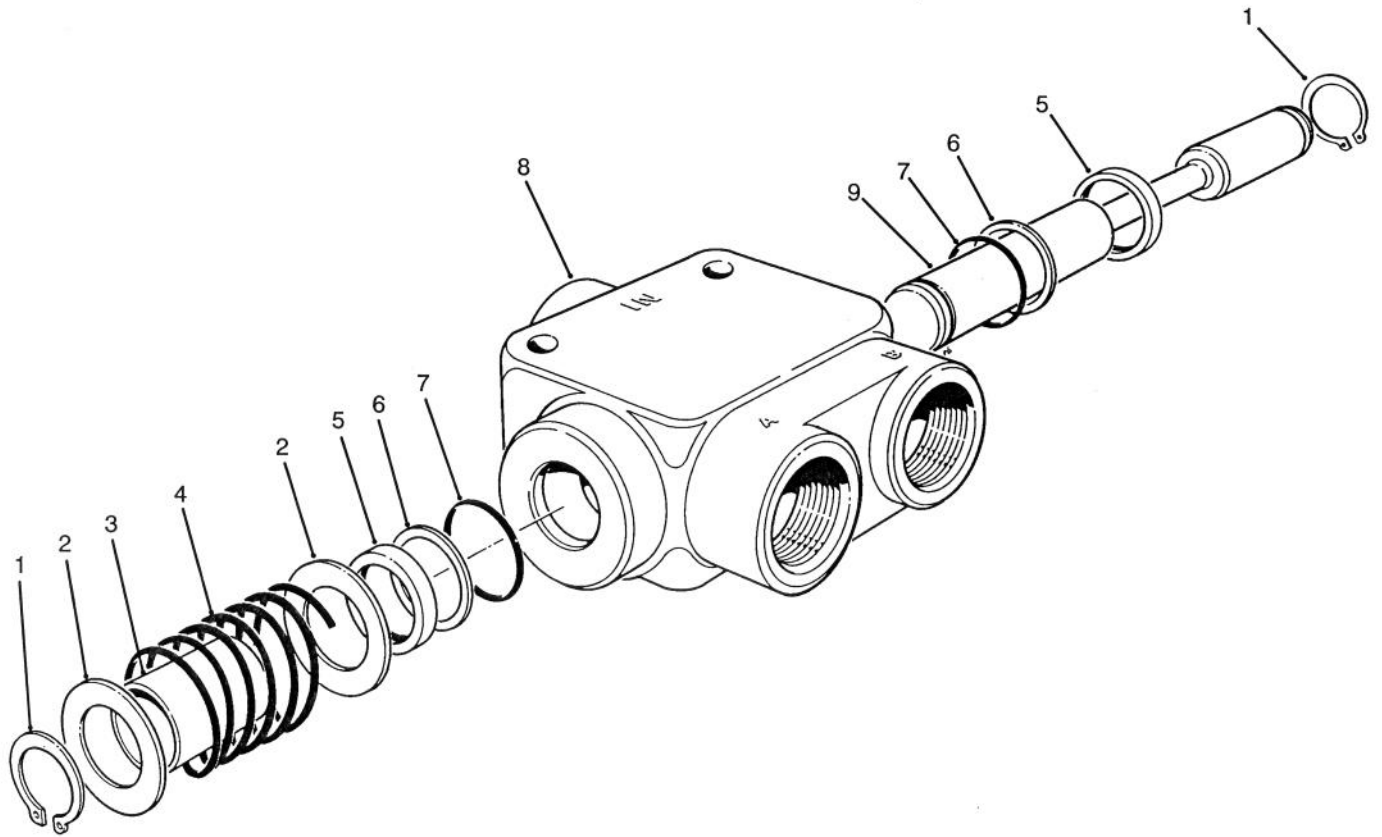


T-0134A

## PUSH ROD ASSEMBLY

Ref. No.	Part No.	Description	No. Used
1	322-12	Screw - Cap Hex Hd.	2
2	237-65	O-Ring	3
3	340-7	Fitting - Straight (Incl. Ref. #2 & 4)	3
4	237-80	O-Ring	3
5	58-5460	Valve - Shutoff	1
6	3256-23	Washer - Flat	2

Ref. No.	Part No.	Description	No. Used
7	3253-4	Washer - Lock	2
8	3217-6	Nut - Hex	2
9	59-7140	Bumper	1
10	3256-68	Washer	A/R
11	60-0300	Rod	1
13	48-6640	Bushing - Flange	2



T-0135

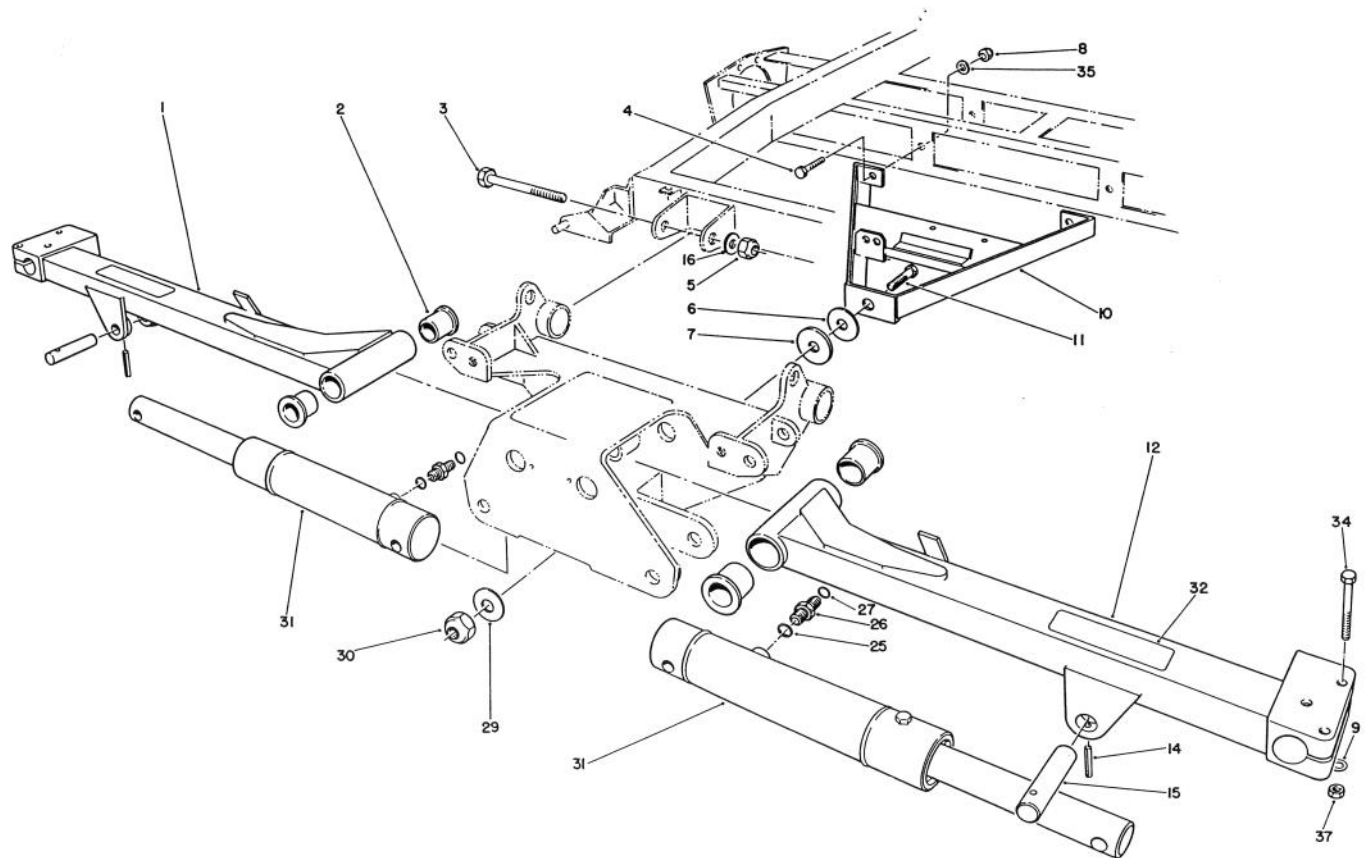
## REEL SHUT-OFF VALVE NO. 58-5460

Ref. No.	Part No.	Description	No. Used
1	59-7810	Circlip	2
2	59-7820	Washer	2
†3		Spacer	1
4	59-7840	Spring	1
5	59-7850	Wiper	2
6	59-7860	Backup Washer	2

Ref. No.	Part No.	Description	No. Used
7	59-7780	O-Ring	2
†8		Body	1
†9		Spool	1
*	59-7890	Seal Kit (Incl. Ref. #1, 5, 6 & 7)	1

\*Not Illustrated

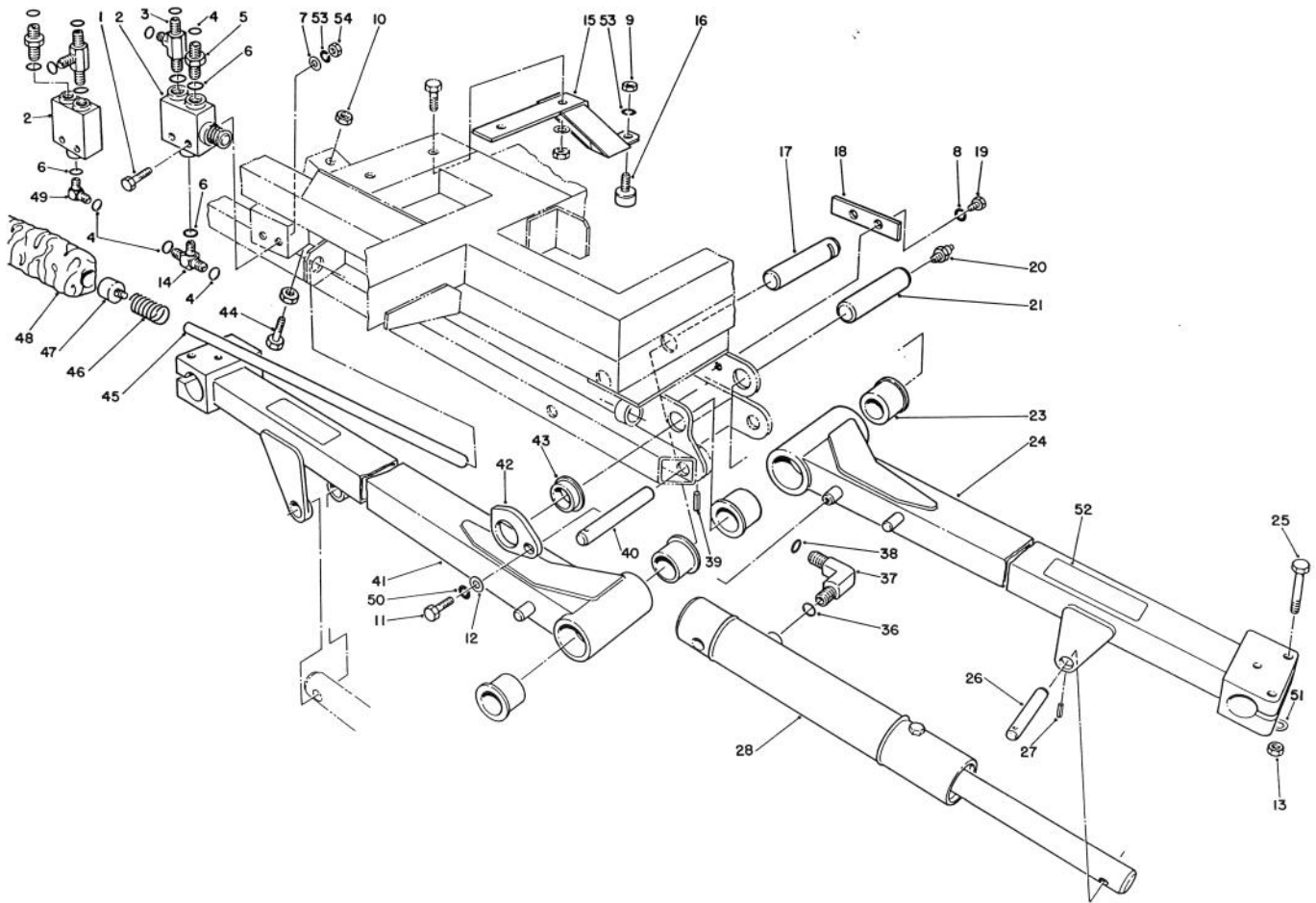
†Not Serviceable Separately



T-0136

## NO. 2 & 3 LIFT ARMS ASSEMBLY

Ref. No.	Part No.	Description	No. Used	Ref. No.	Part No.	Description	No. Used
1	82-9560	No. 3 Lift Arm	1	15	58-4380	Pin - Pivot	2
2	68-6480	Bushing	4	16	3256-26	Washer - Flat	2
3	325-17	Bolt	2	25	237-42	O-Ring	2
4	48-9470	Bolt	2	26	340-2	Adapter (Incl. Ref. #25 & 27)	2
5	3296-23	Nut - Lock	2	27	237-22	O-Ring	2
6	52-6180	Washer	A/R	29	48-9600	Washer	1
7	60-3250	Washer - Rubber	1	30	48-9540	Nut	1
8	48-9520	Nut - Lock	2	31	84-6210	Hydraulic Cylinder Assembly	2
9	3256-56	Washer - Flat	6	32	61-3610	Decal	2
10	60-0440	A-Frame	1	34	323-13	Bolt	6
11	48-9490	Bolt	1	35	48-9580	Washer	2
12	82-9550	No. 2 Lift Arm	1	37	3296-39	Nut - Lock	6
14	60-1280	Pin - Roll	2				



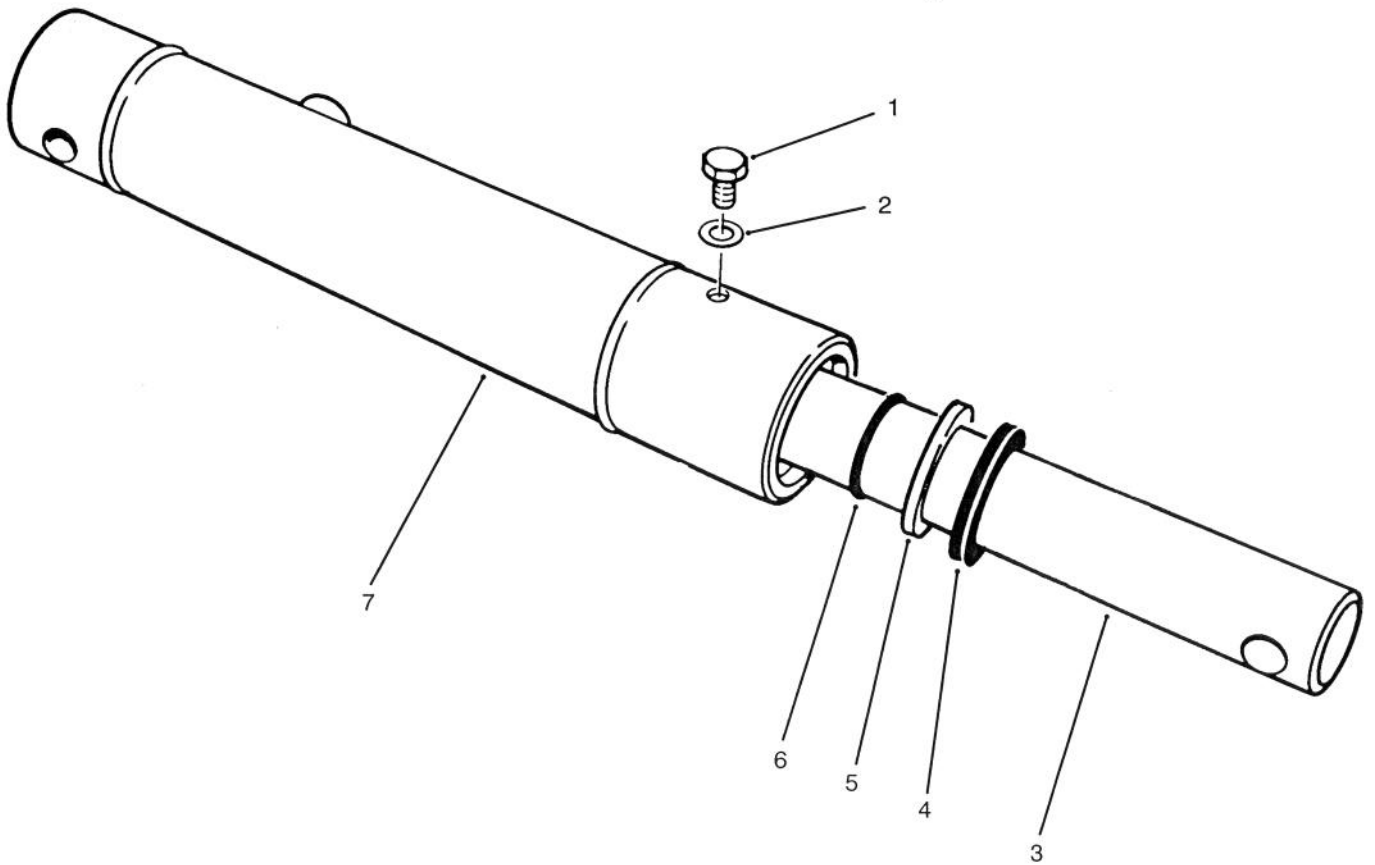
T-0137

## NO. 1, 4 & 5 LIFT ARMS ASSEMBLY

Ref. No.	Part No.	Description	No. Used
1	322-12	Bolt	4
2	58-5460	Valve - Shut-Off	2
3	340-22	Fitting - Tee (Incl. Ref. #4 & 6)	2
4	237-65	O-Ring	9
5	340-7	Fitting (Incl. Ref. #4 & 6)	2
6	237-80	O-Ring SAE	6
7	3256-23	Washer	4
8	48-9570	Washer - Lock	4
9	48-7930	Nut - Hex.	2
10	48-9530	Nut - Hex.	2
11	323-6	Bolt	2
12	3256-3	Washer	2
13	3296-39	Nut - Lock	9
14	340-93	Fitting - Tee (Incl. Ref. #4 & 6)	1
15	60-1050	Bracket	2
16	48-3280	Bumper	2
17	60-0090	Pin - #1 Lift Arm Pivot	1
18	60-0190	Retainer - #1 & 4 Pivot Pin	1
*	60-1640	Retainer - #5 Pivot Pin	1
19	48-7700	Bolt	4
20	302-5	Fitting - Grease	3
21	60-0100	Pin - #4 & 5 Lift Arm Pivot	2
23	68-6480	Bushing	6
24	82-9570	Lift Arm No. 4	1

Ref. No.	Part No.	Description	No. Used
25	323-13	Bolt	9
26	58-4380	Pin - Pivot	3
27	60-1280	Pin - Roll	3
28	84-6210	Hydraulic Cylinder Assembly	3
36	237-42	O-Ring SAE	3
37	340-77	Fitting (Incl. Ref. #36 & 38)	3
38	237-22	O-Ring	3
39	3285-11	Pin - Roll	3
40	58-2720	Pin - Pivot	3
41	82-9540	Lift Arm No. 1	1
42	58-9210	Cam	2
43	60-0080	Bushing - Flanged	2
44	53-5940	Bolt	1
45	60-1340	Rod - Push RH	1
*	60-1350	Rod - Push LH	1
46	58-3570	Spring - Compression	2
47	59-7140	Bumper	2
48	58-9630	Sleeve - Protector	2
49	340-17	Fitting (Incl. Ref. #4 & 6)	1
50	3253-5	Washer - Lock	2
51	3256-56	Washer - Flat	9
52	61-3610	Decal	3
53	3253-4	Washer - Lock	6
54	3217-6	Nut - Hex.	4
*	82-9580	Lift Arm No. 5	1

\*Not Illustrated



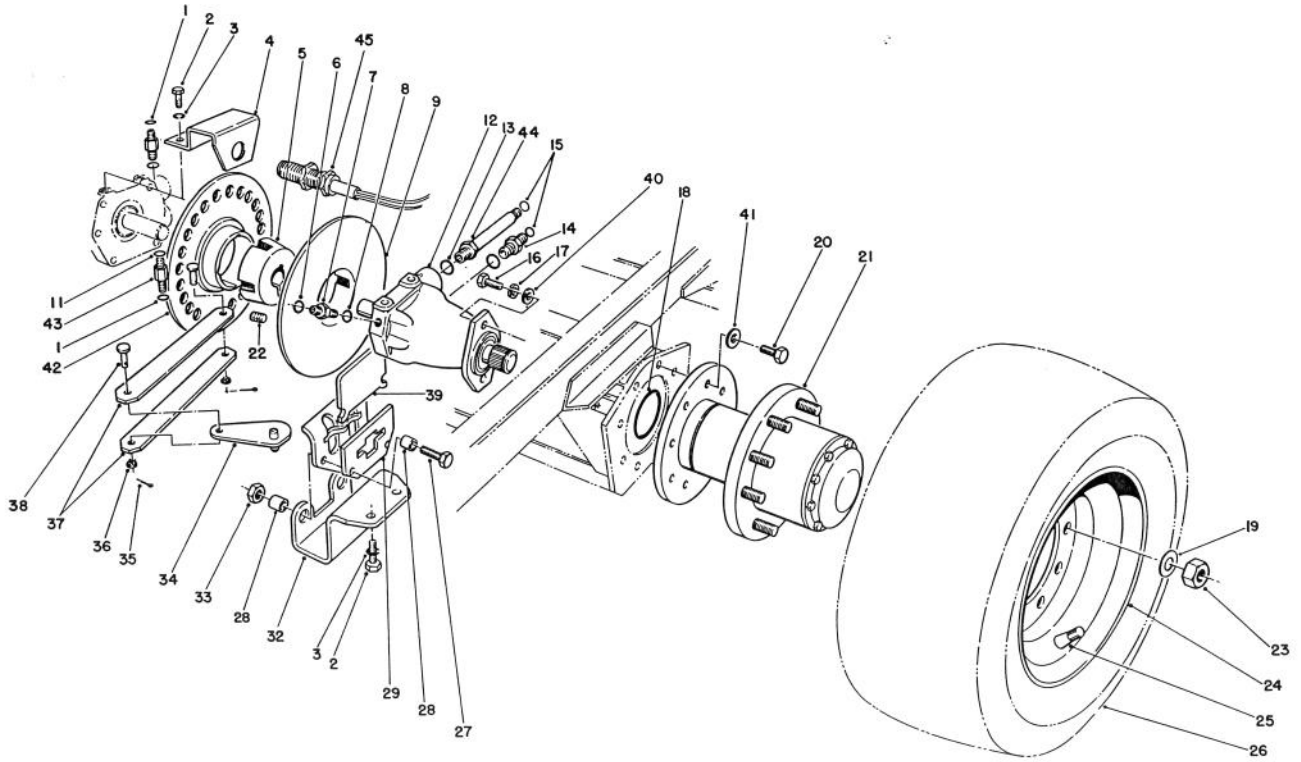
T-1685

### HYDRAULIC CYLINDER ASSEMBLY NO. 84-6210

Ref. No.	Part No.	Description	No. Used
1	60-3660	Screw - Bleed	1
2	60-3650	Washer	1
†3		Rod	1
4	60-3630	Wiper	1
5	60-3620	Seal	1

Ref. No.	Part No.	Description	No. Used
6	60-3610	Ring - Snap	1
†7		Barrel	1
*	62-6370	Kit - Seal (Incl. Ref. #2 & 4-6)	1

†Not Sold Separately

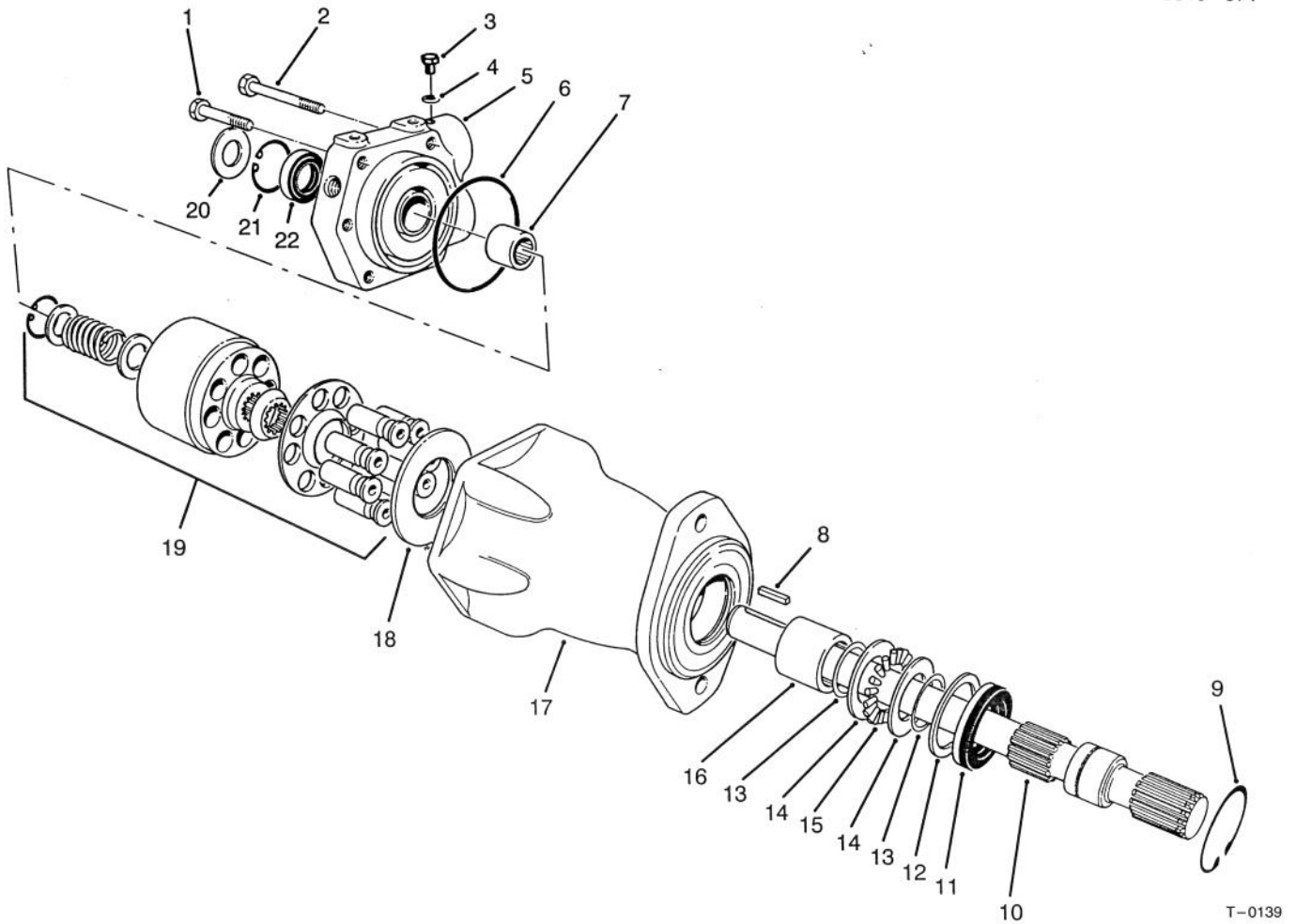


## TRACTION DRIVE ASSEMBLY

Ref. No.	Part No.	Description	No. Used
1	237-21	O-Ring	2
2	322-3	Screw - Cap Hex. Hd.	6
3	3253-4	Washer - Lock	6
4	82-9330	Bracket - Sensor	1
5	23-1840	Bushing (Incl. Ref. #22)	2
6	237-22	O-Ring	2
7	340-2	Fitting (Incl. Ref. #6 & 8)	2
8	237-42	O-Ring	2
9	58-0070	Disc - Brake	1
11	237-118	O-Ring	2
12	58-5430	Motor - Wheel	2
13	237-81	O-Ring	4
14	340-9	Fitting (Incl. Ref. #13 & 15)	2
15	237-58	O-Ring	4
16	323-18	Bolt	4
17	3253-5	Washer - Lock	4
18	353-949	O-Ring	2
19	60-6990	Washer	18
20	327-3	Bolt	16
21		Drive Hub Assembly (Standard Speed Ratio) (Model 03702)	2
*		Drive Hub Assembly (High Speed Ratio) (Model 03703)	2

Ref. No.	Part No.	Description	No. Used
22	3247-10	Screw - Set	4
23	3219-5	Nut - Hex.	18
24	58-5610	Rim	2
25	58-5620	Tube - Inner	2
26	63-4480	Tire (Model 03702)	2
*	58-5600	Tire (Model 03703)	2
27	323-20	Bolt	4
28	58-3780	Spacer	8
29	29-1060	Bracket	2
32	58-0110	Bracket	2
33	3296-39	Nut - Lock	4
34	29-1070	Lever Assembly	2
35	3272-6	Pin - Cotter	4
36	60-1740	Nut - Spring	4
37	58-2300	Link - Brake	4
38	283-67	Pin - Clevis	4
39	29-1080	Pad	4
40	3256-3	Washer - Flat	4
41	3256-27	Washer - Flat	16
42	82-9280	Disc - 22 Hole (Used on Model 03702)	1
*	82-9270	Disc - 27 Hole (Used on Model 03703)	1
43	340-90	Fitting (Incl. Ref. #1 & 11)	2
44	340-11	Fitting (Incl. Ref. #13 & 15)	2
45	75-6700	Sensor - Magnetic	1

\*Not Illustrated

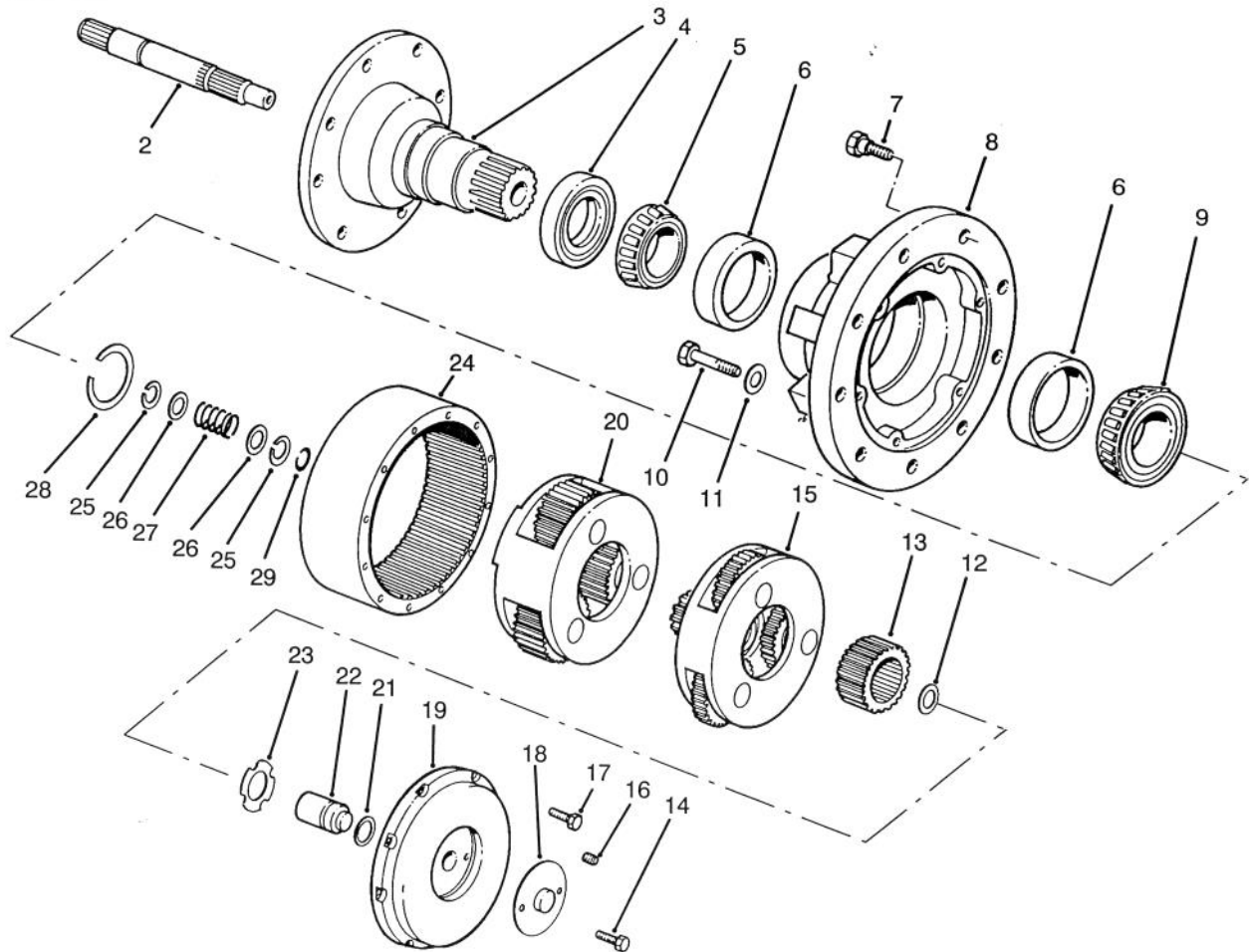


## WHEEL MOTOR ASSEMBLY NO. 58-5430

Ref. No.	Part No.	Description	No. Used	Ref. No.	Part No.	Description	No. Used
1	59-8290	Screw - Cap Hex. Hd.	3	14	252-71	Race - Thrust	1
2	59-8280	Screw - Cap Hex. Hd.	3	15	252-66	Bearing - Thrust	1
3	353-948	Plug (Incl. Ref. #4)	2	16	60-3380	Bearing	1
4	237-118	Seal - O-Ring	2	17	59-8300	Housing Assembly (Incl. Ref. #16)	1
5	59-8270	Back Plate Assembly (Incl. Ref. #7)	1	18	59-8350	Camplate Assembly	1
6	59-8260	O-Ring	1	19	59-8340	Rotating Assembly	1
7	60-3590	Bearing	1	20	84-6440	Shield - Grass	1
8	59-8380	Key	1	†21		Ring - Retaining	1
9	32151-13	Ring - Retaining	1	†22		Seal - Shaft	1
10	59-8360	Shaft - Drive	1	*	59-8390	Kit - Seal Repair (Incl. Ref. #6, 9, 11, 13, & 20-22)	1
11	59-8370	Seal - Shaft	1	*	66-5840	Kit - Seal Repair (Incl. Ref. #20-22)	1
12	33-3720	Washer	1				
13	32151-29	Ring - Retaining	2				

\*Not Illustrated

†Not Serviceable Separately



T-0140

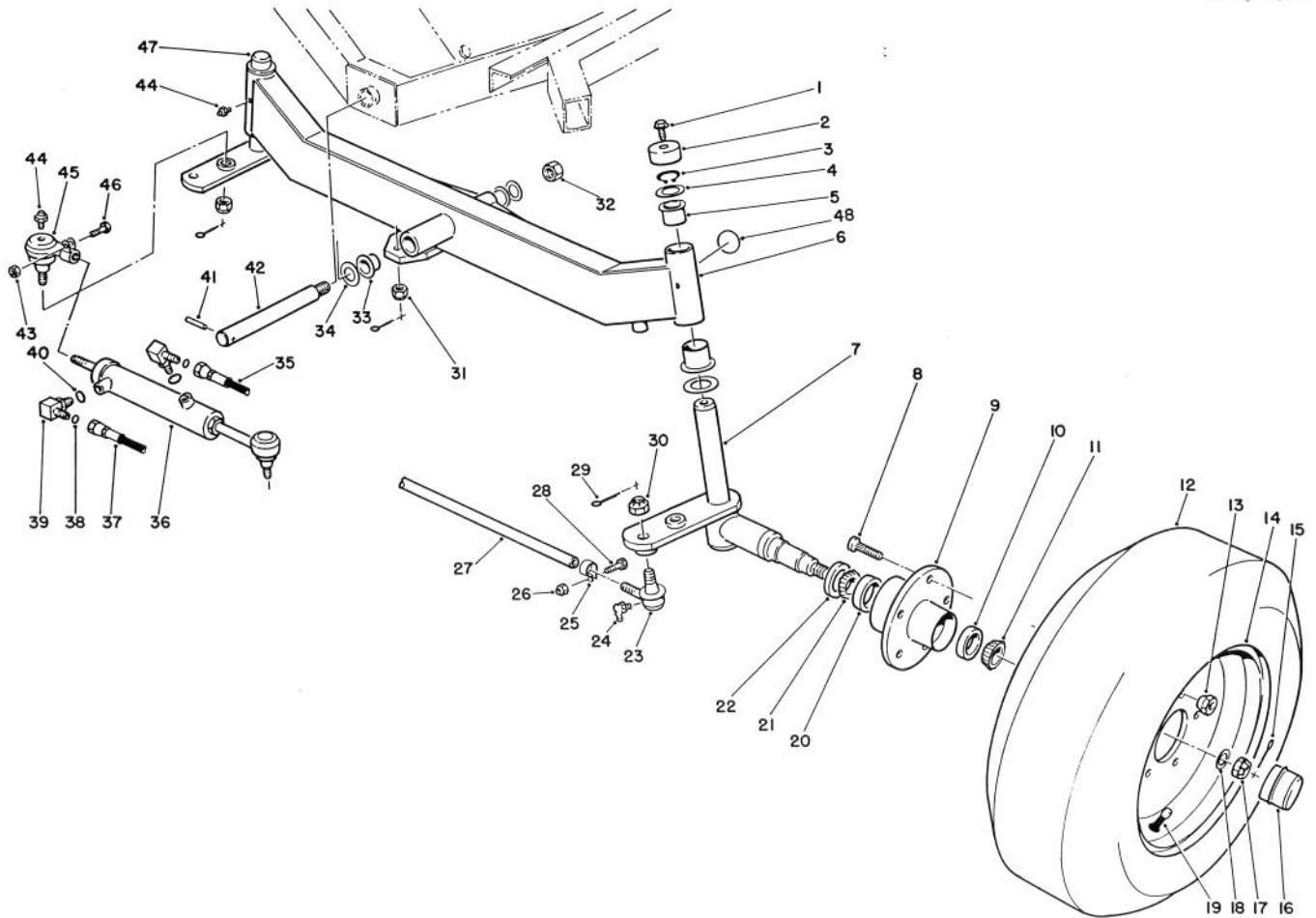
**PLANETARY GEAR DRIVE ASSEMBLY**  
**Standard Speed Ratio (19.62:1) Model No. 03702**  
**High Speed Ratio (15.88:1) Model No. 03703**

Ref. No.	Part No.	Description	No. Used
1	60-3800	Coupling	1
2	60-3810	Shaft - Input	1
3	60-3820	Spindle	1
4	60-3830	Seal - Oil	1
5	60-3840	Cone - Bearing	1
6	60-3850	Cup - Bearing	2
7	60-3860	Bolt - Wheel	9
8	60-3870	Hub	1
9	60-3880	Cone - Bearing	1
10	60-3890	Bolt - Hex. Hd.	6
11	60-3910	Washer - Flat	6
12	60-3980	Washer - Thrust	1
13	60-3970	Gear - Primary Sun (High Speed Ratio)	1
*	62-6430	Gear - Primary Sun (Standard Speed Ratio)	1
14	60-4070	Bolt - Hex. Hd.	2
15	60-3960	Primary Carrier Assembly (High Speed Ratio)	1
*	62-6410	Primary Carrier Assembly (Standard Speed Ratio)	1

Ref. No.	Part No.	Description	No. Used
16	60-4040	Plug - Pipe	1
17	60-4030	Bolt - Hex Hd.	8
18	60-4060	Cover - Disengage	1
19	60-4050	Cover - Large	1
20	60-4000	Secondary Carrier Assembly (High Speed Ratio)	1
*	62-6420	Secondary Carrier Assembly (Standard Speed Ratio)	1
21	60-4020	O-Ring	1
22	60-4010	Plunger - Disengage	1
23	60-3990	Washer - Thrust	1
24	60-3900	Gear - Ring	1
25	82-8700	Ring - Retaining	2
26	60-3940	Washer	2
27	60-3950	Spring - Disengage	1
†28	62-6450	Kit - Retaining Ring	1
29	60-3930	Ring - Retaining	1
*	62-6460	Tube - RW Sealant	1

\*Not Illustrated

†Includes 7 different thickness for service adjustment of bearings.



T-1211

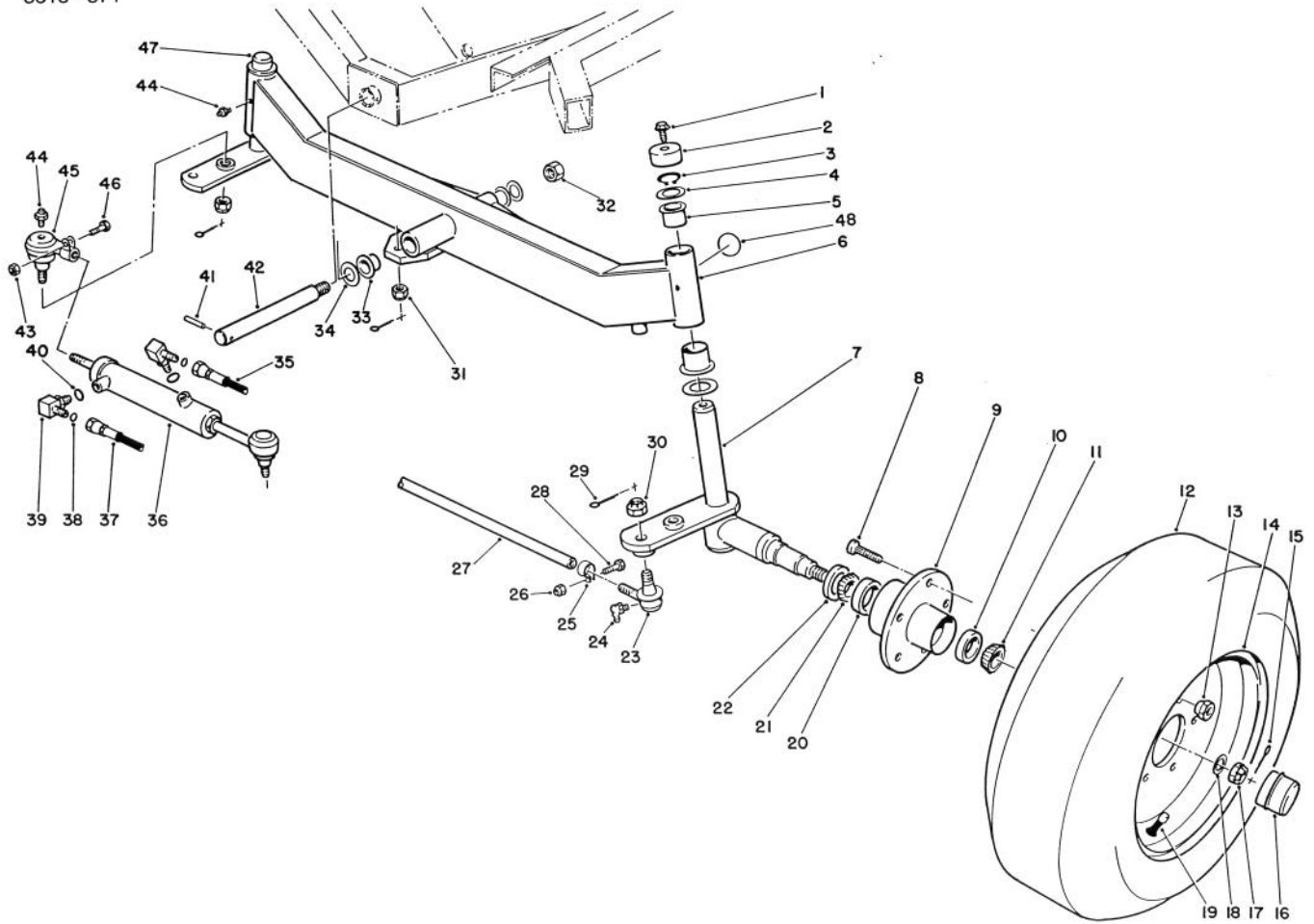
## STEERING AXLE

Ref. No.	Part No.	Description	No. Used
1	3234-12	Screw - Hex. Flange Hd.	2
2	69-8890	Cap - Spindle	2
3	32151-10	Ring - Retaining	2
4	256-304	Washer - Thrust	4
5	69-6470	Bushing - Flange	4
6	82-9850	Axle - Rear	1
7	69-7370	Spindle - Wheel LH	1
8	69-2990	Screw - Drive	10
9	69-2960	Hub - Wheel, Rear	
		(Incl. Ref. #8, 10, & 20)	2
10	254-72	Cup - Bearing, Outer	2
11	254-92	Cone - Bearing, Outer	2
12	69-9880	Tire (Used on Model 03702)	2
*	58-5570	Tire (Used on Model 03703)	2
13	23-7270	Nut - Lug	10
14	217-116	Rim (Used on Model 03702)	2
*	58-5590	Rim (Used on Model 03703)	2
15	3272-13	Pin - Cotter	2
16	69-2970	Cap - Hub	2
17	32136-5	Nut - Castle	2
18	3256-28	Washer - Flat	2
19	232-27	Stem - Valve	2
20	254-107	Cup - Bearing Inner	2
21	254-106	Cone - Bearing Inner	2
22	69-2980	Seal - Inner	2

Ref. No.	Part No.	Description	No. Used
23	2116-4	Joint - Ball RH	1
*	2116-3	Joint - Ball, L.H.	1
24	302-33	Fitting - Grease	2
25	2412-7	Clamp Assembly (Incl. Ref. # 26 & 28)	2
†26		Nut - Lock	2
27	82-9260	Tie Rod Assembly (Incl. Ref. #23-26, 28 & 30)	1
†28		Screw - Cap Hex. Hd.	2
29	3272-12	Pin - Cotter	4
30	32136-2	Nut - Castle	2
31	32136-13	Nut - Castle	2
32	3296-49	Nut - Lock	1
33	48-6640	Bushing - Flange	2
34	48-6660	Washer - Thrust	2
35	82-9840	Hose - Hydraulic	1
36	77-4800	Cylinder - Steering	1
37	82-9841	Hose - Hydraulic	1
38	237-22	O-Ring	2
39	340-97	Fitting - Hydraulic (Incl. Ref. #38 & 40)	1
40	237-78	O-Ring	2
41	60-3670	Pin - Roll	1
42	82-9210	Shaft - Pivot	1
†43		Nut - Hex.	1

\*Not Illustrated

†Not Serviceable Separately



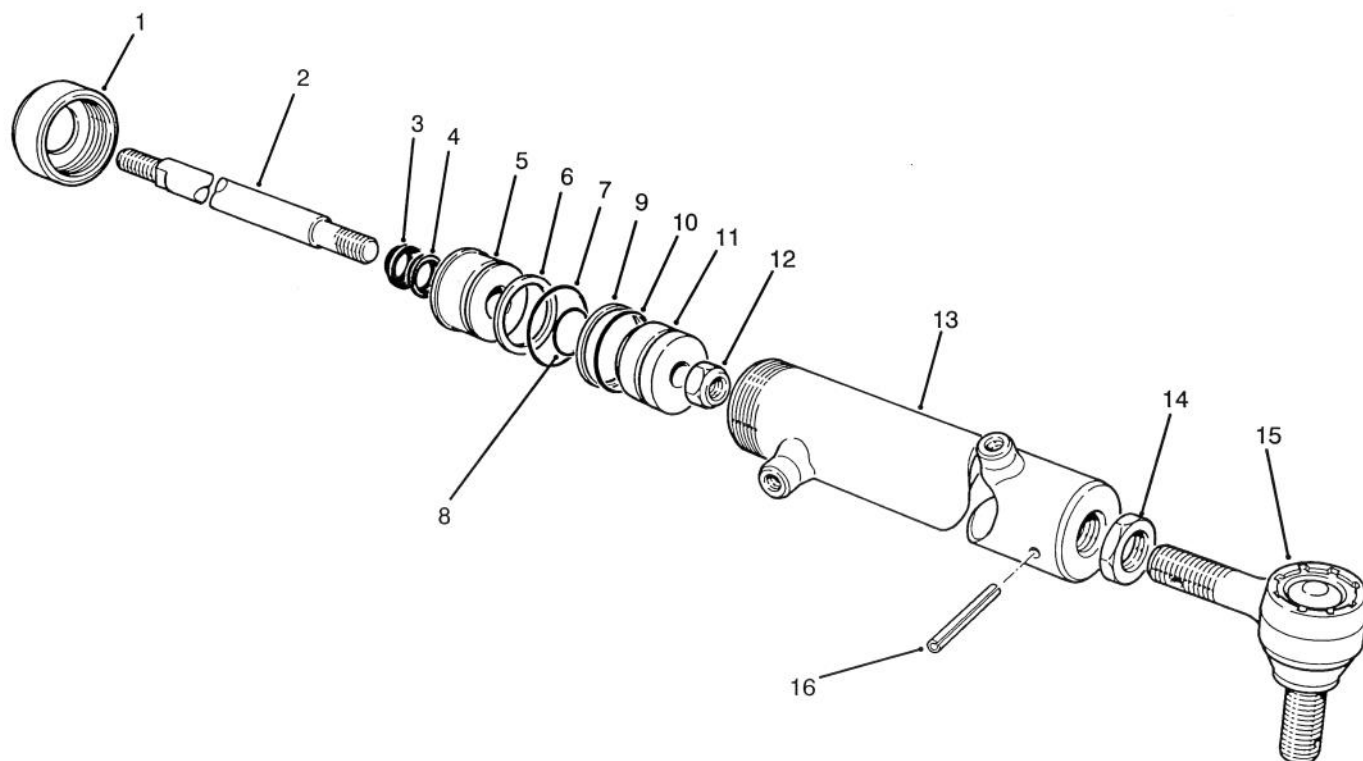
T-1211

### STEERING AXLE (Continued)

Ref. No.	Part No.	Description	No. Used
44	302-5	Fitting - Grease	4
45	69-9810	Joint - Ball (Incl. Ref. #31, 43-44 & 46)	1

Ref. No.	Part No.	Description	No. Used
†46		Screw - Cap Hex. Hd.	1
47	69-7360	Spindle - Wheel RH	1
48	58-6520	Decal - Grease	2

†Not Serviceable Separately



T-1209

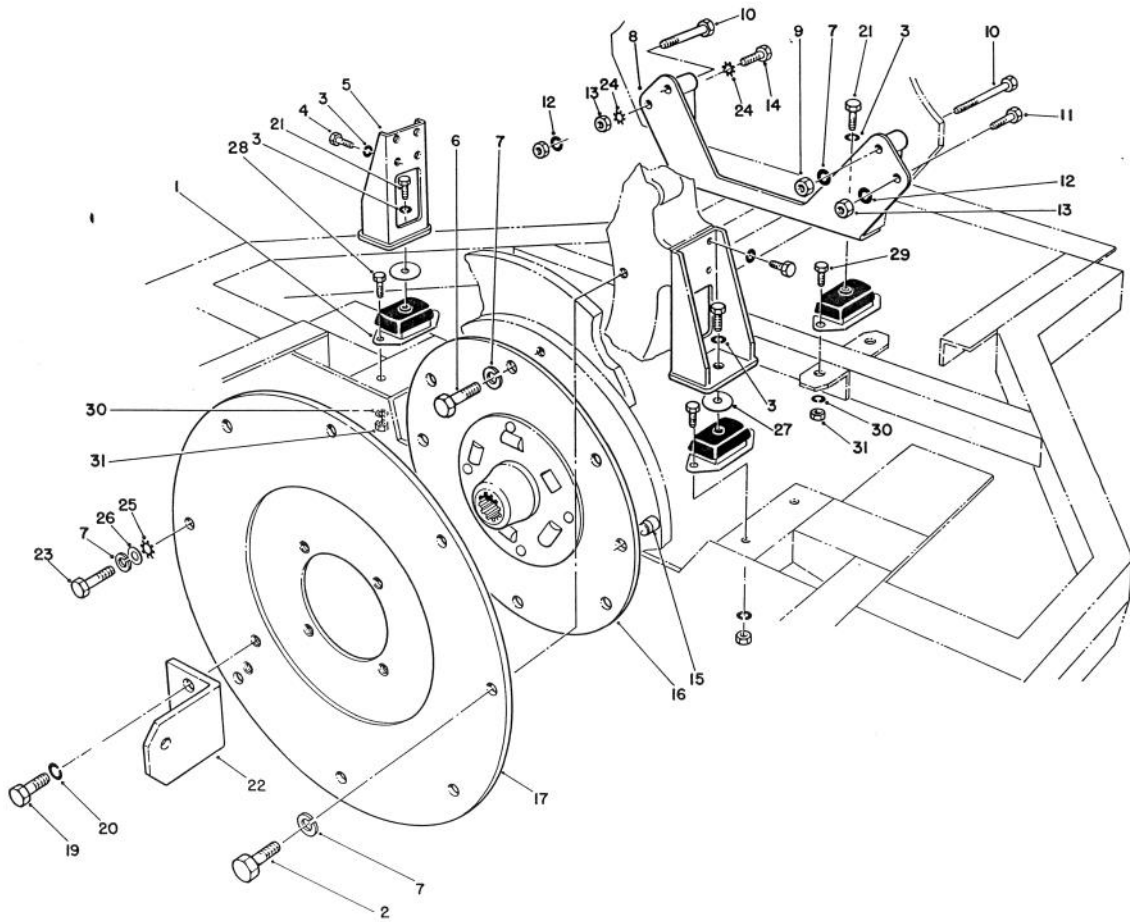
## HYDRAULIC CYLINDER 77-4800

Ref. No.	Part No.	Description	No. Used
1	82-5780	Cap - Threaded	1
2	82-5770	Rod	1
†3		Wiper - Rod	1
†4		U-Cup	1
5	82-5790	Head - Cap	1
†6		Backup Washer	1
†7		O-Ring	1
†8		O-Ring	1
†9		Servon	1

Ref. No.	Part No.	Description	No. Used
†10		O-Ring	1
11	82-5760	Piston	1
12	82-5750	Nut - Lock	1
†13		Barrel Assembly	1
14	82-5740	Nut - Jam	1
15	82-5730	Rod Tie, End	1
16	32121-44	Pin - Roll	1
*	82-5800	Kit - Repair, Seal (Incl. Ref. #3, 4, & 6-10)	1

\*Not Illustrated

†Not Serviceable Separately

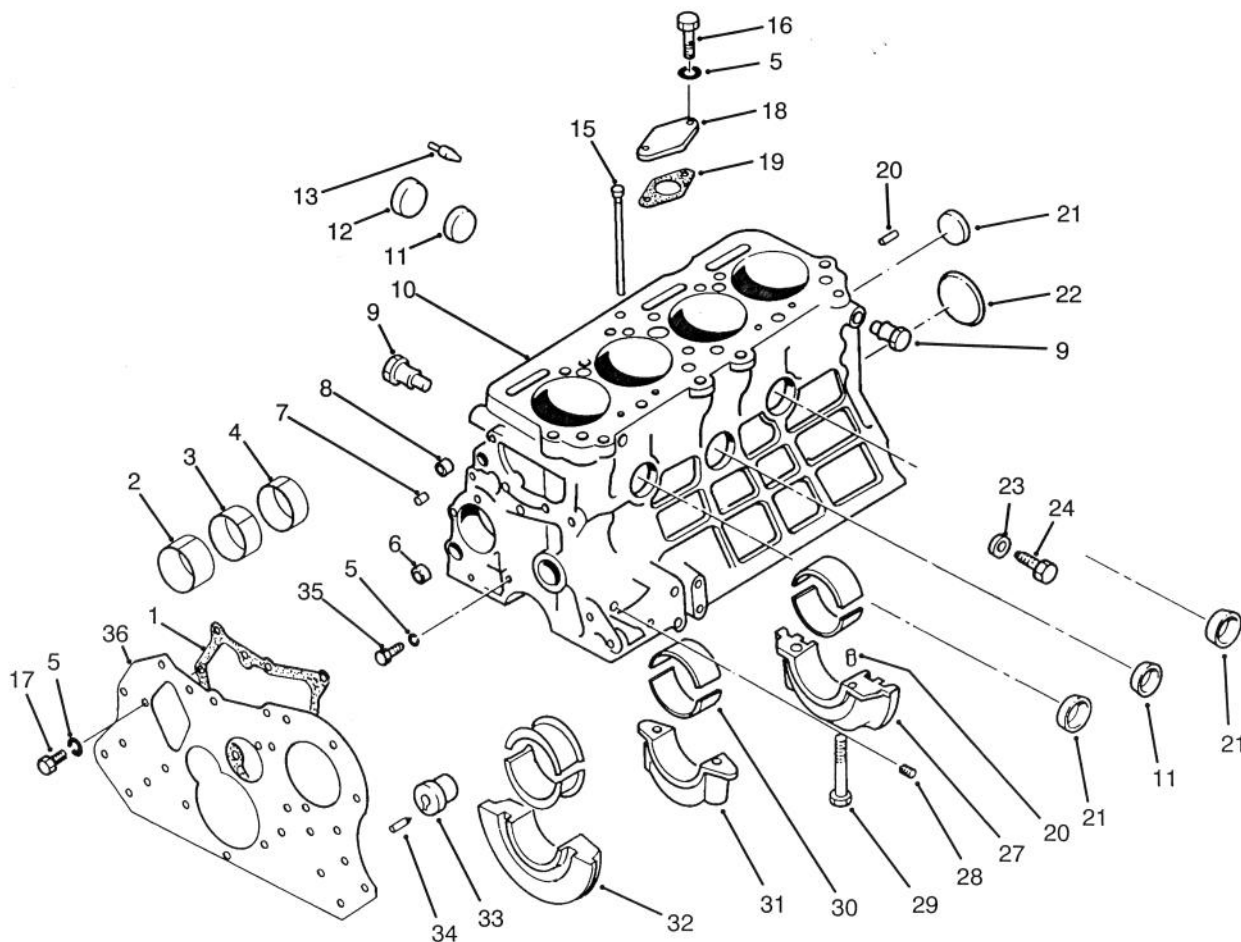


T-0142A

## ENGINE INSTALLATION ASSEMBLY

Ref. No.	Part No.	Description	No. Used
1	48-3250	Mount - Rubber	4
2	48-9470	Bolt	7
3	48-8070	Washer - Lock	12
4	48-7830	Bolt	8
5	48-3380	Leg - Support	2
6	48-7780	Bolt	6
7	48-9590	Washer - Lock	16
8	58-0660	Foot - Front	1
9	48-7960	Nut - Hex.	2
10	48-7570	Bolt	2
11	48-9460	Bolt	1
12	48-9570	Washer - Lock	2
13	48-7930	Nut - Hex.	3
14	60-4540	Bolt	1
15	58-3590	Dowel	2

Ref. No.	Part No.	Description	No. Used
16	48-6260	Coupling - Spring Center	1
17	69-9550	Plate - Pump Adapter	1
19	3213-20	Bolt	2
20	3253-7	Washer - Lock	2
21	60-6870	Bolt	4
22	60-1010	Lug - Angle	1
23	48-9480	Bolt	1
24	3255-8	Washer - Lock	2
25	3255-9	Washer - Lock	1
26	48-9580	Washer	1
27	58-5100	Washer	2
28	323-7	Screw - Cap Hex. Hd.	4
29	323-6	Screw - Cap Hex. Hd.	4
30	3253-5	Washer - Lock	8
31	3217-7	Nut - Hex.	8



T-0143

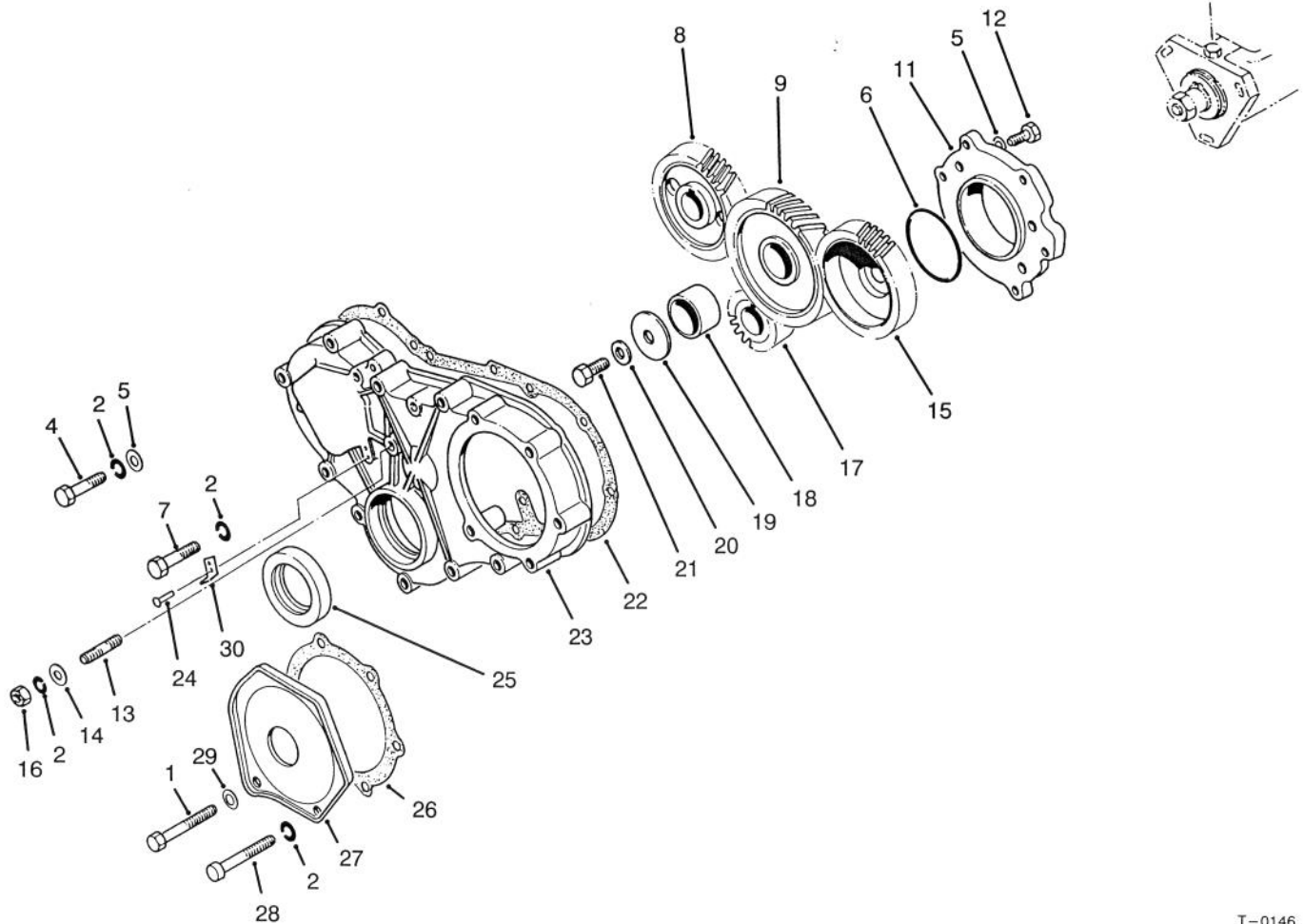
## CRANKCASE ASSEMBLY

Ref. No.	Part No.	Description	No. Used	Ref. No.	Part No.	Description	No. Used
‡1	51-5730	Gasket	1	21	51-5590	Cap - Sealing	3
2	51-5500	Bushing - Camshaft No. 1	1	22	51-5660	Plug - Expansion	1
3	51-5510	Bushing - Camshaft No. 2	1	23	51-8270	Washer - Sealing	1
4	51-5520	Bushing - Camshaft No. 3	1	24	51-8280	Bolt	1
5	51-7250	Washer	5	†27		Cap - Bearing No. 3	1
6	51-5530	Cap - Sealing	2	28	86-6240	Plug - Taper	3
7	51-5540	Pin - Dowel, Gear Case	2	29	86-6230	Bolt	6
8	51-5690	Cap	1	30	51-5770	Bearing Set Std.	1
9	51-5580	Hanger	2	*	51-8100	Bearing Set 0.25mm U.S.	1
†10		Crankcase	1	*	51-8110	Bearing Set 0.50mm U.S.	1
11	51-5600	Cap - Sealing	3	*	51-8120	Bearing Set 0.75mm U.S.	1
12	51-5670	Cap - Sealing	2	†31		Cap - Bearing No. 2	1
13	51-8260	Switch - Indicator, Oil Pressure	1	†32		Cap - Bearing No. 1	1
15	51-5560	Pipe - Oil	1	33	51-5640	Idler Gear Shaft Assembly (Incl. Ref. #34)	1
16	60-7280	Bolt	2	34	51-5650	Pin - Spring	1
17	60-7110	Bolt	2	35	60-7310	Bolt	1
18	51-6480	Cover	1	36	86-6250	Plate - Front	1
‡19	51-6490	Gasket	1	*	92-5268	Engine Gasket Kit	1
20	51-5610	Pin - Dowel	8	*	92-2986	Engine - Complete	1

\*Not Illustrated

†Not Serviceable Separately

‡Included in Engine Gasket Kit



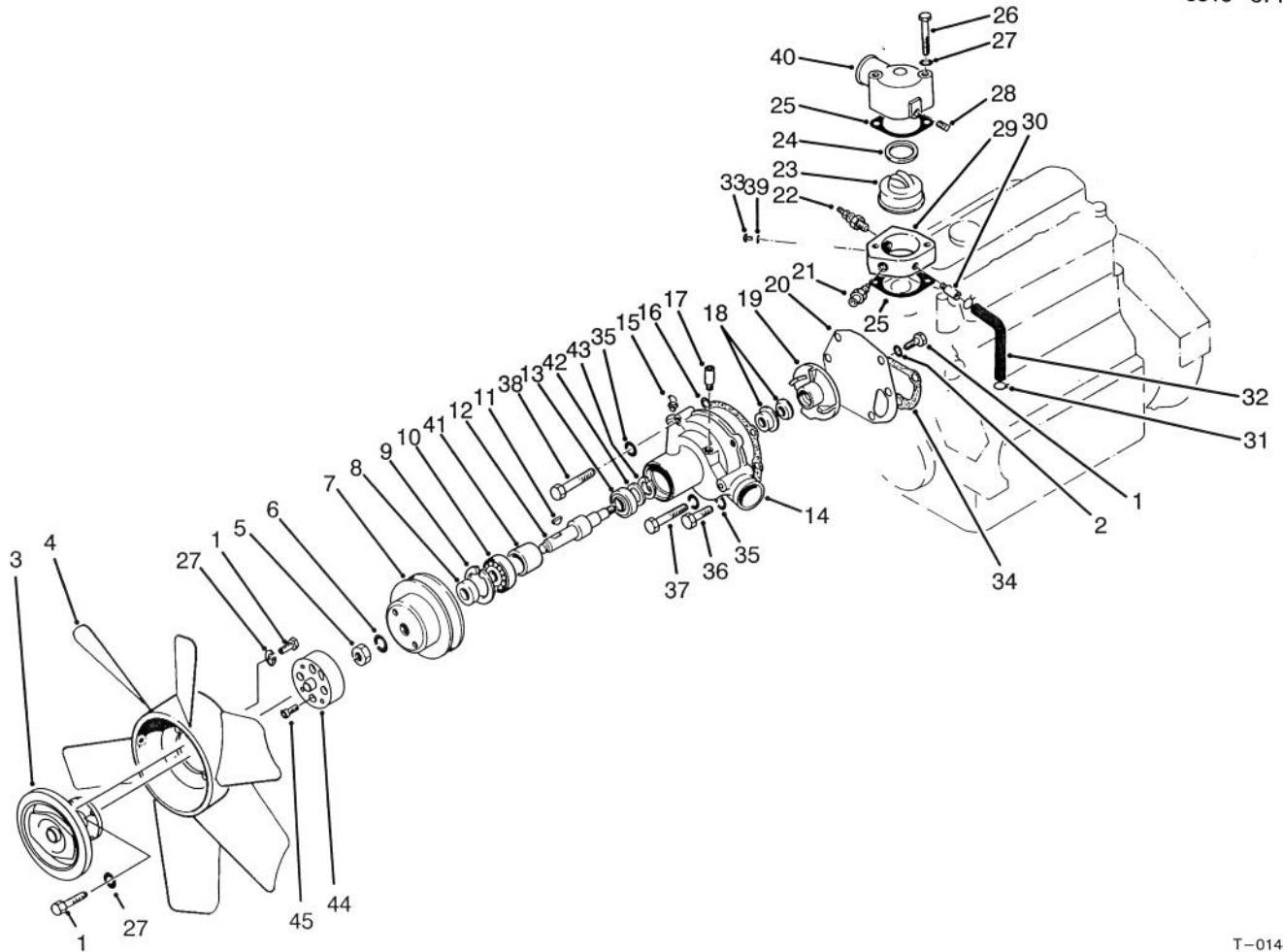
T-0146

## TIMING GEAR & CASE COMPONENTS

Ref. No.	Part No.	Description	No. Used
1	70-2860	Bolt	4
2	51-7250	Washer - Spring	17
4	60-7040	Bolt	1
5	51-5160	Washer	2
‡6	60-7060	O-Ring	1
7	60-7050	Bolt	8
8	51-6410	Gear - Camshaft	1
9	86-6290	Idler Gear Assembly (Incl. Ref. #18)	1
11	60-7200	Plate - Flange	1
12	51-8310	Bolt	1
13	60-7150	Stud	3
14	70-2990	Washer	3
15	86-6310	Gear - Injector Pump	1
16	60-7120	Nut	3

Ref. No.	Part No.	Description	No. Used
17	51-6450	Gear - Crankshaft	1
18	86-6300	Bushing	1
19	51-6400	Plate - Thrust	1
20	51-6390	Washer	1
21	60-7210	Bolt	1
‡22	51-5820	Gasket	1
23	86-6260	Case - Timing Gear	1
24	60-7160	Rivet	2
25	51-5870	Seal	1
‡26	51-5860	Gasket	1
27	51-5850	Cover	1
28	60-7180	Bolt	1
‡29	51-5840	Washer - Sealing	1
30	60-7170	Pointer	1

‡Included in Engine Gasket Kit



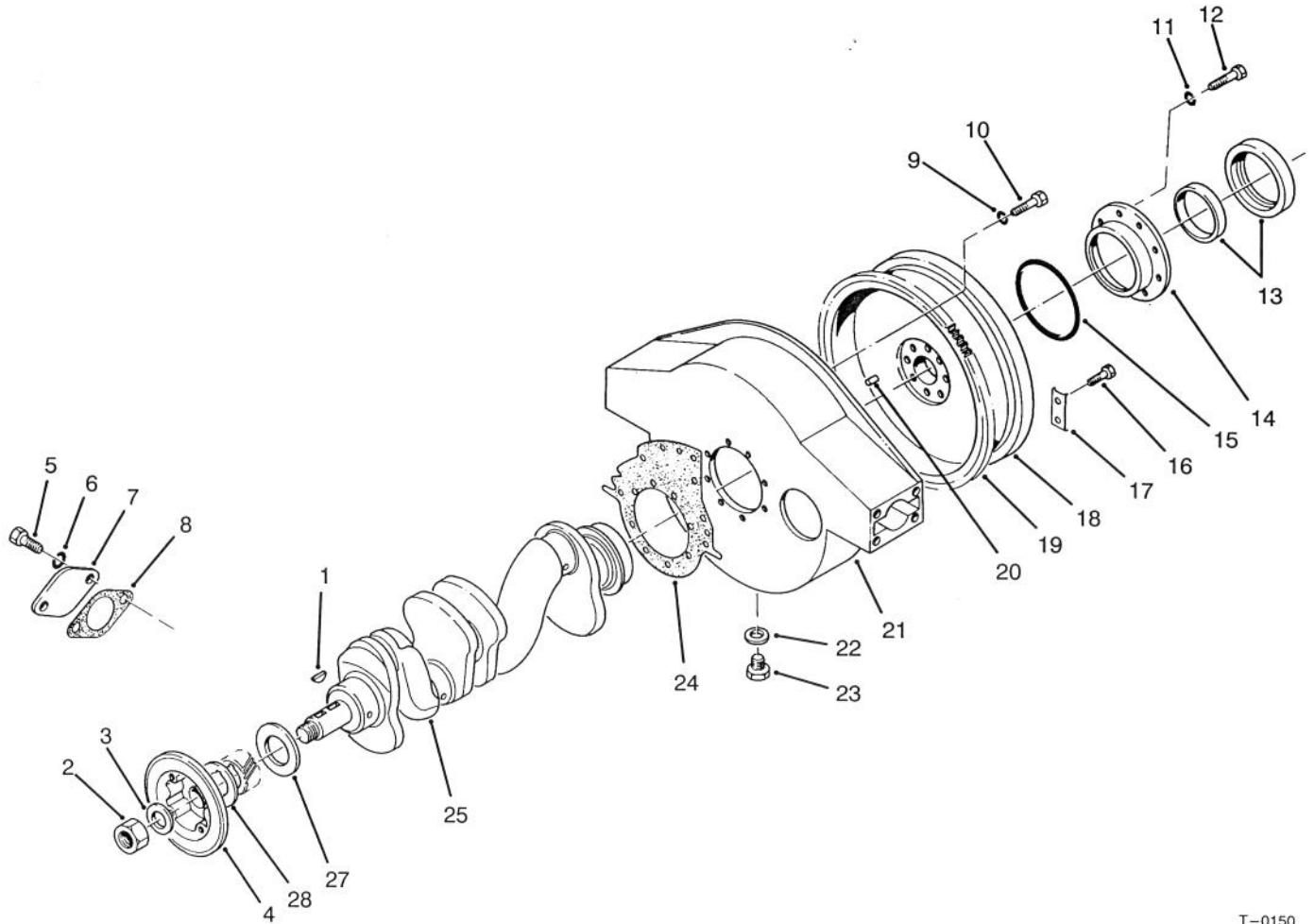
T-0148

## WATER PUMP & THERMOSTAT HOUSING ASSEMBLY

Ref. No.	Part No.	Description	No. Used
1	322-2	Screw - Cap Hex. Hd.	8
3	92-5254	Clutch - Fan	1
4	92-2961	Fan	1
5	51-6910	Nut - Jam	1
6	51-6920	Washer - Spring	1
7	51-7130	Pulley - Water Pump	1
8	51-6930	Spacer - Water Pump	2
9	51-6940	Ring - Retaining	1
10	51-6950	Bearing - Ball	1
11	51-6960	Key - Woodruff	1
12	86-6320	Shaft	1
13	51-6980	Bearing - Ball	1
14	51-8240	Water Pump Assembly (Incl. Ref. #1, 2, 5-13, 15-20 & 34-38)	1
15	51-7020	Fitting - Grease	1
‡16	51-7010	Gasket	1
17	86-6330	Pipe	1
18	51-7030	Seal Unit	1
19	86-6340	Impeller	1
20	51-7050	Cover	1
21	60-5590	Switch - Temp.	1
22	82-3110	Sender - Temp.	1
23	51-7230	Thermostat	1

Ref. No.	Part No.	Description	No. Used
‡24	51-7220	Gasket	1
‡25	51-7210	Gasket	2
26	68-6030	Bolt	2
27	3253-4	Washer - Lock	10
28	281-7	Plug	1
29	58-2110	Housing - Thermostat	1
30	51-7170	Pipe	1
31	51-7200	Clamp - Hose	2
32	51-7190	Hose - By-Pass	1
33	62-6320	Screw - Brass	1
‡34	51-7080	Gasket	1
35	51-6390	Washer - Spring	4
36	51-4910	Bolt	2
37	51-4920	Bolt	1
38	51-4930	Bolt	1
39	3255-5	Washer - Lock	1
40	51-7160	Elbow Assembly (Incl. Ref. #28)	1
41	86-6370	Spacer	1
42	86-6360	Washer	1
43	86-6350	Ring - Retaining	1
44	92-4760	Spacer - Fan	1
45	92-5697	Screw - Hex. Socket Hd.	4

‡Included in Engine Gasket Kit



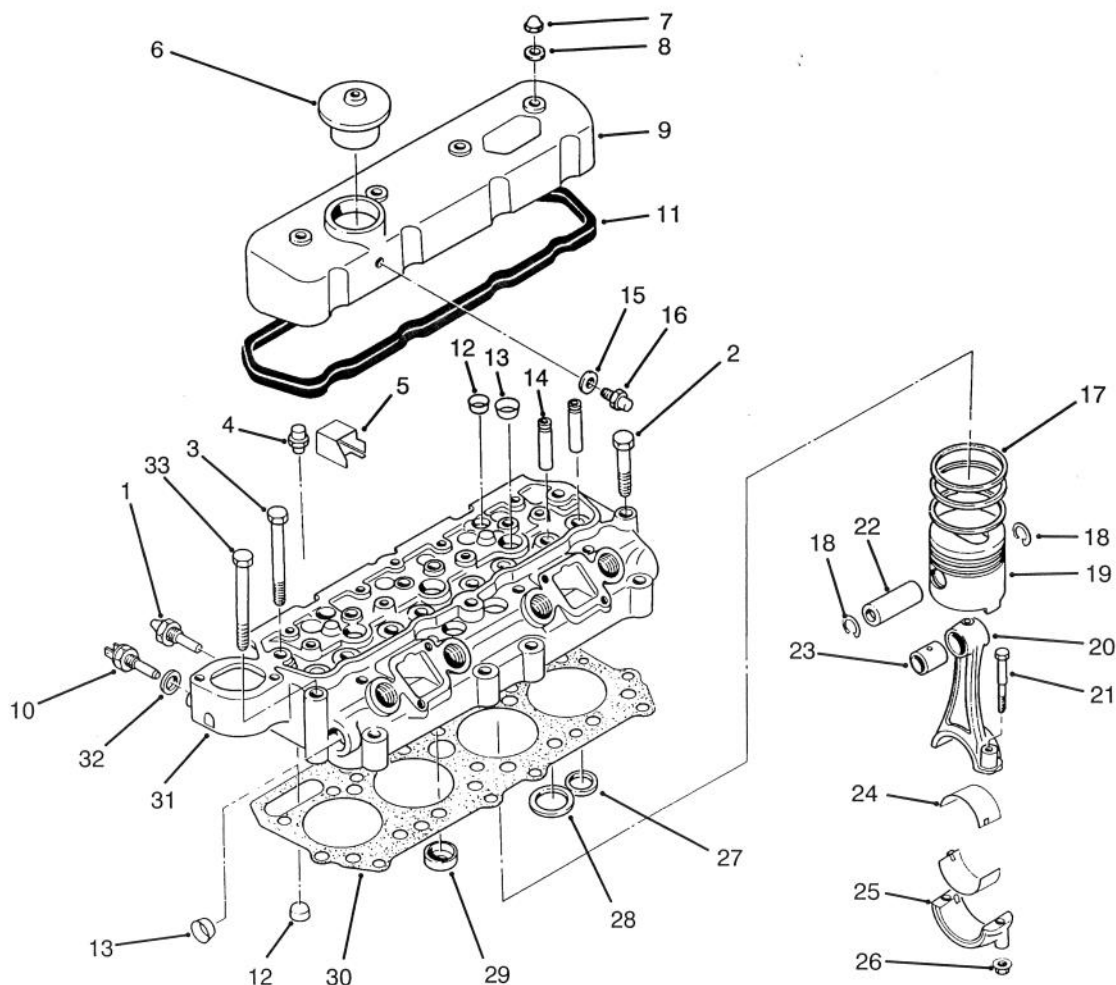
T-0150

## CRANKSHAFT & FLYWHEEL HOUSING COMPONENTS

Ref. No.	Part No.	Description	No. Used
1	51-5460	Key - Woodruff	2
2	60-5220	Nut	1
3	51-6270	Washer	1
4	51-6310	Pulley - Crankshaft	1
5	60-7110	Bolt	2
6	51-7250	Washer - Spring	2
7	51-6010	Cover	1
‡8	51-6020	Gasket	1
9	51-6390	Washer - Spring	7
10	60-7480	Bolt	7
11	51-7400	Washer - Spring	8
12	60-7490	Bolt	8
13	60-7430	Oil Seal Assembly	1
14	51-5900	Case - Seal, Oil	1
‡15	51-5910	O-Ring	1

Ref. No.	Part No.	Description	No. Used
16	51-6370	Bolt - Seal	4
17	51-6360	Washer - Lock	2
18	51-6340	Flywheel Assembly (Incl. Ref. #19)	1
19	51-6350	Gear - Ring	1
20	51-6300	Pin - Dowel	2
21	51-5940	Housing - Flywheel	1
‡22	51-6100	Gasket - Housing, Flywheel	1
23	51-6030	Plug	1
‡24	86-6270	Gasket	1
25	86-6280	Crankshaft Assembly (Incl. Ref. #1-3, & 20)	1
27	51-6330	Plate - Thrust	1
28	51-6320	Plate - Baffle	1

‡Included in Engine Gasket Kit



T-0151

## CYLINDER HEAD & PISTON COMPONENTS

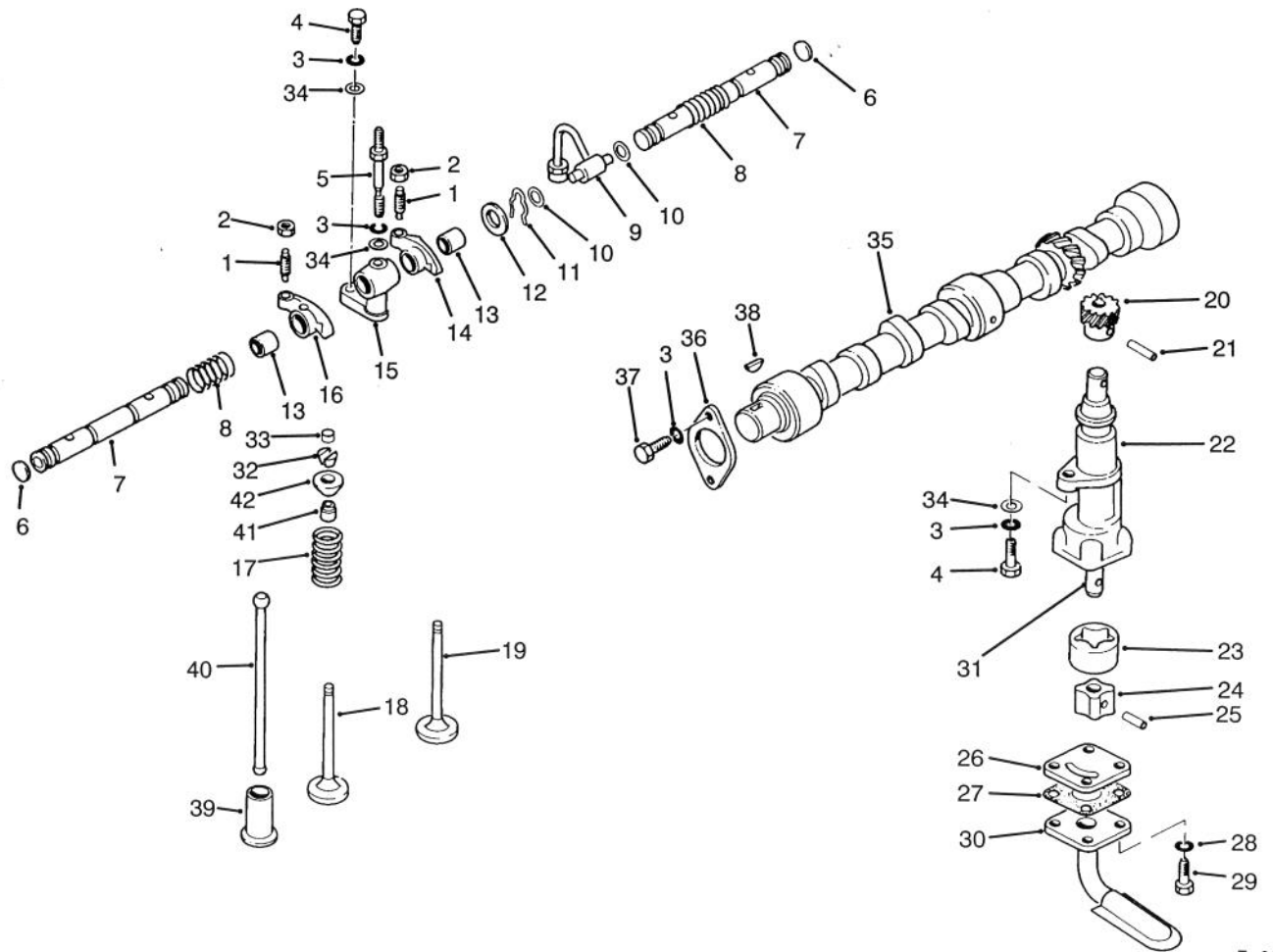
Ref. No.	Part No.	Description	No. Used	Ref. No.	Part No.	Description	No. Used
1	86-6520	Switch - Temp. Warning	1	20	51-6200	Connecting Rod Assembly (Incl. Ref. #21, 23, 25 & 26)	4
2	51-5030	Bolt - Cylinder Head	5	21	51-6220	Bolt	8
3	51-5040	Bolt - Cylinder Head	10	22	51-6180	Pin - Piston	4
4	51-5050	Connector - Fitting	1	23	51-6210	Bushing	4
5	51-5410	Cover	1	24	51-6240	Bearing - Connecting Rod (Std.)	8
6	51-5350	Cap - Oil Fill	1	*	51-8190	Bearing - Connecting Rod U.S. 0.25mm	8
7	51-5360	Nut - Cap	4	*	51-8200	Bearing - Connecting Rod U.S. 0.50mm	8
†8	51-5370	Gasket	4	*	51-8210	Bearing - Connecting Rod U.S. 0.75mm	8
9	51-5380	Rocker Cover Assembly (Incl. Ref. #5,15-16)	1	†25		Cap - Connecting Rod	4
10	59-7950	Switch - Cold Start	1	26	51-6230	Nut	8
†11	51-5420	Gasket - Rocker Cover	1	27	51-4970	Insert - Valve Seat, Exhaust	4
12	51-5530	Cap - Sealing	6	28	51-4980	Insert - Valve Seat, Inlet	4
13	51-4940	Cap - Sealing	10	29	92-5265	Jet - Combustion Std.	4
14	86-6200	Guide - Valve	8	†30	92-5266	Gasket - Cylinder Head	1
†15	51-5390	Washer - Sealing	1	31	92-5267	Cylinder Head Assembly (Incl. Ref. #12-14 & 27-29)	1
16	51-5400	Connector	1	32	51-6890	Gasket	1
17	92-5262	Piston Ring Set Std.	1	33	63-4740	Bolt - Cylinder Head	2
*	92-5263	Piston Ring Set 0.5. 0.25mm	1				
*	92-5264	Piston Ring Set 0.5. 0.50mm	1				
18	51-6190	Ring - Snap	8				
19	92-5259	Piston Std.	4				
*	92-5260	Piston .05 0.25mm	4				
*	92-5261	Piston .05 0.5mm	4				

\*Not Illustrated

†Not Serviceable Separately

‡Included in Engine Gasket Kit

Note: Dimensions listed in millimeters to convert to inches; divide mm by 25.4.



T-0152

## VALVE, CAMSHAFT & PUMP COMPONENTS

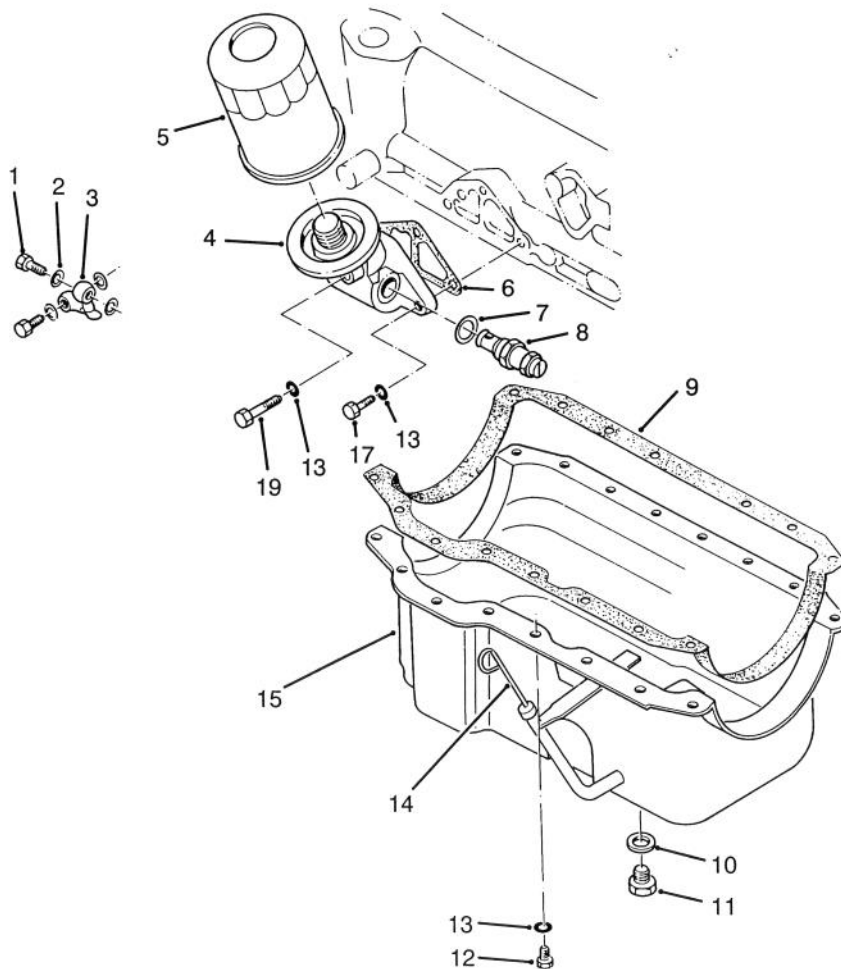
Ref. No.	Part No.	Description	No. Used
1	51-5130	Screw - Adjusting	8
2	51-5210	Nut - Jam	8
3	51-7250	Washer - Spring	11
4	60-7370	Bolt	5
5	51-5190	Bolt	4
6	51-5090	Plug - Expansion	2
7	51-5080	Rocker Shaft Assembly (Incl. Ref. #6)	2
8	51-5100	Spring - Rocker Shaft	2
9	51-5250	Pipe - Oil	1
†10	51-5240	Seal - O-Ring	2
11	51-5260	Ring - Snap	4
12	51-5270	Washer	4
13	51-5120	Bushing - Rocker	8
14	51-5200	Rocker Assembly (Incl. Ref. #1, 2 & 13)	4
15	51-5150	Bracket - Rocker Shaft	4
16	51-5110	Rocker Assembly (Incl. Ref. #1, 2 & 13)	4
17	51-5320	Spring - Valve	8
18	51-5340	Valve - Inlet	4
19	51-5330	Valve - Exhaust	4
20	51-6680	Gear - Pump Drive	1
21	51-6690	Pin	1

Ref. No.	Part No.	Description	No. Used
22	51-6670	Oil Pump Assembly (Incl. Ref. #20, 21, 23-26, 28-29 & 31)	1
†23		Rotor - Outer	1
†24		Rotor - Inner	1
†25		Pin	1
26	51-6720	Cover - Oil Pump Case	1
†27	51-6760	Gasket	1
28	51-7400	Washer - Spring	4
29	60-7290	Bolt	4
30	51-6750	Strainer - Oil	1
†31		Shaft - Pump Main	1
32	51-5290	Keeper - Valve	16
33	51-5280	Cap	8
34	51-5160	Washer - Flat	9
35	51-5450	Camshaft	1
36	51-5470	Plate - Thrust	1
37	60-7110	Bolt	2
38	51-5460	Key - Woodruff	1
39	86-6220	Tappet	8
40	51-5430	Pushrod	8
41	51-5310	Seal - Valve Stem	8
42	86-6210	Retainer - Upper	8
*	51-6700	Oil Pump Rotor Assembly (Incl. Ref. #23-25 & 31)	1

\*Not Illustrated

†Not Serviceable Separately

‡Included in Engine Gasket Kit

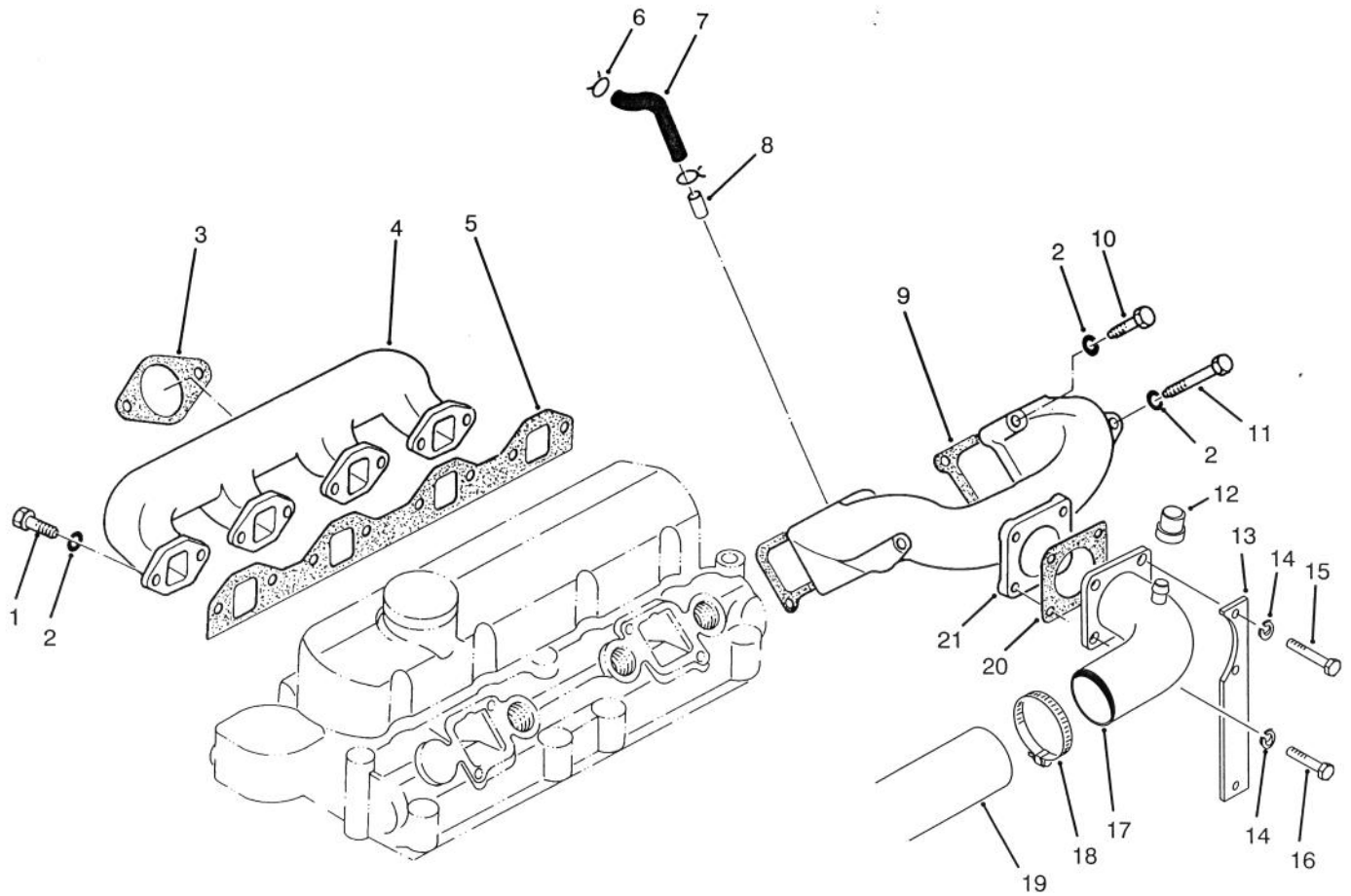


T-0153

## OIL PAN & OIL FILTER

Ref. No.	Part No.	Description	No. Used	Ref. No.	Part No.	Description	No. Used
1	51-6880	Bolt - Joint	2	‡10	68-6430	Gasket	1
‡2	51-6890	Gasket	4	11	68-6420	Plug	1
3	51-6900	Pipe - Oil	1	12	60-7110	Bolt	16
4	51-6800	Oil Filter Assembly (Incl. Ref. #5 & 7-8)	1	13	51-7250	Washer - Spring	19
5	49-2500	Element - Filter	1	14	68-6440	Dipstick	1
‡6	51-6870	Gasket	1	15	68-6400	Oil Pan Assembly (Incl. Ref. #10 & 11)	1
‡7	51-6820	Washer - Gasket	1	17	60-7370	Bolt	2
8	51-6830	Relief Valve Assembly	1	19	60-7360	Bolt	1
‡9	68-6410	Gasket	1				

‡Included in Engine Gasket Kit



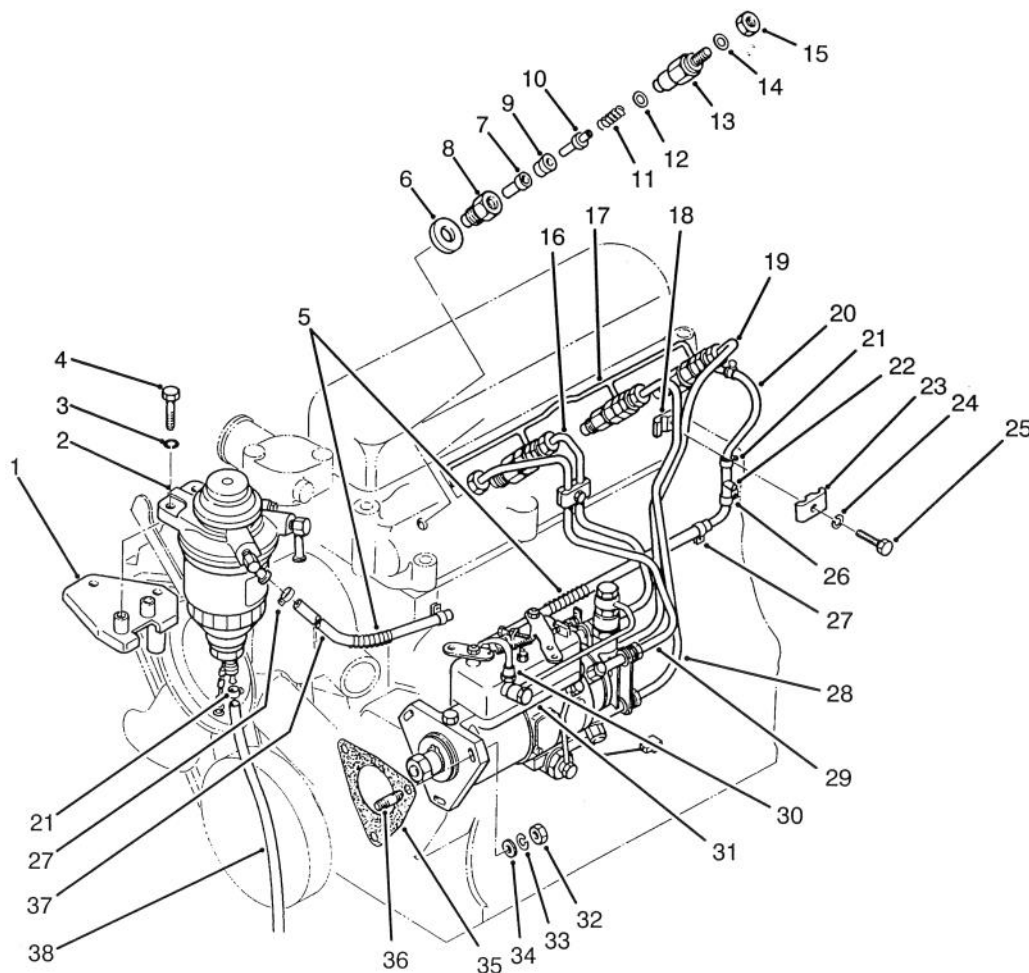
T-1686

## INTAKE & EXHAUST MANIFOLD

Ref. No.	Part No.	Description	No. Used
1	60-7280	Bolt	8
2	51-7250	Washer - Spring	12
‡3	51-6630	Gasket - Exhaust Pipe	1
4	51-6620	Manifold - Exhaust	1
‡5	51-6660	Gasket - Exhaust Manifold	1
6	51-6600	Clamp	2
7	51-7190	Hose - Rubber	1
8	51-7170	Pipe	1
‡9	51-6500	Gasket - Intake Manifold	2
10	60-7040	Bolt	2
11	60-7300	Bolt	2

Ref. No.	Part No.	Description	No. Used
12	69-1940	Indicator - Electrical	1
13	92-4754	Bracket - Cable	1
14	43-5930	Washer - Lock	4
15	48-7630	Screw - Cap Hex. Hd.	2
16	48-7620	Screw - Cap Hex. Hd.	2
17	92-4731	Pipe - Intake	1
18	2412-42	Clamp - Hose	1
19	92-4752	Hose - Intake	1
‡20	51-6550	Gasket - Intake Pipe	1
21	51-6540	Manifold - Inlet	1

‡Included in Engine Gasket Kit



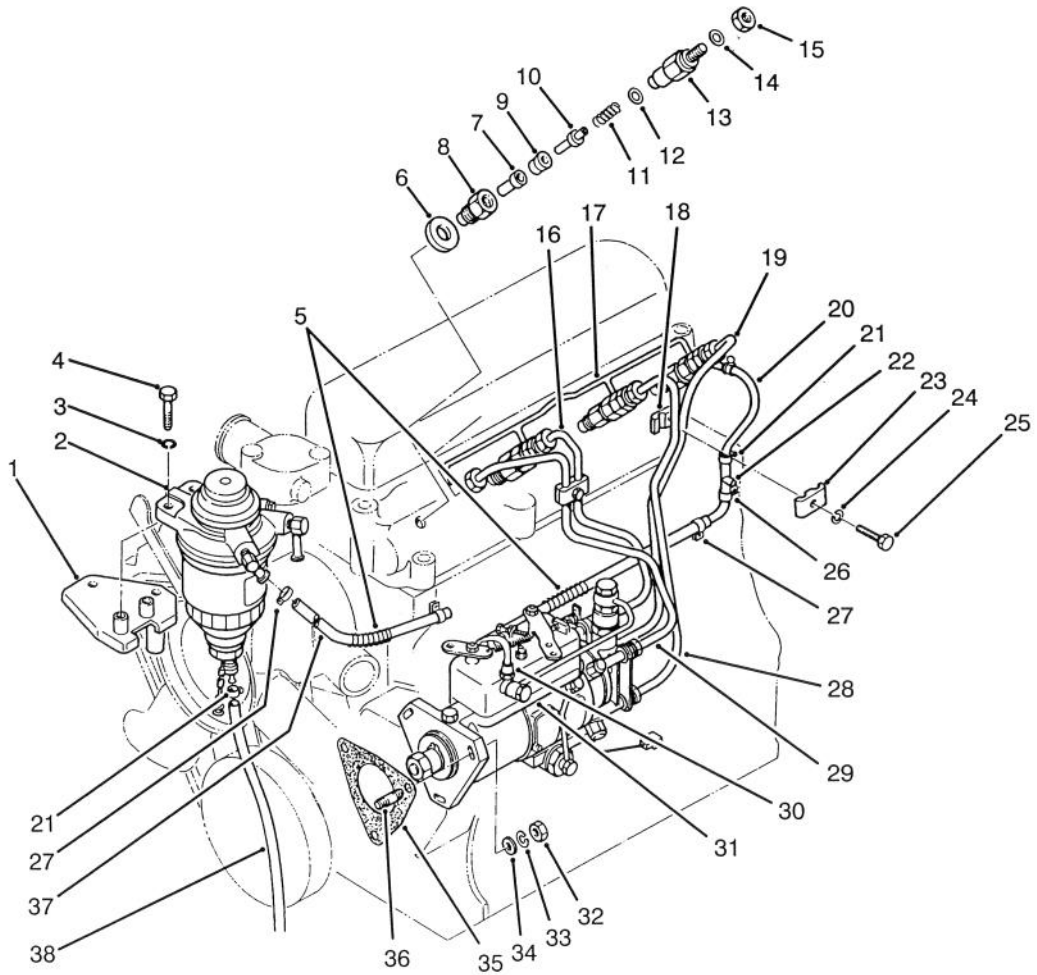
T-0155

## INJECTION PUMP & NOZZLE COMPONENTS

Ref. No.	Part No.	Description	No. Used	Ref. No.	Part No.	Description	No. Used
1	60-5000	Bracket	1	*12	51-8520	Shim - 1.70mm	A/R
2	60-5010	Fuel Filter Assembly	1	*	51-8530	Shim - 1.75mm	A/R
3	51-7250	Washer	2	*	51-8540	Shim - 1.80mm	A/R
4	60-7050	Bolt	2	*	51-8550	Shim - 1.85mm	A/R
5	60-5030	Wrap - Spiral	2	*	51-8560	Shim - 1.90mm	A/R
‡6	72-0140	Gasket	4	*	51-8570	Shim - 1.95mm	A/R
7	72-0160	Nozzle Tip Assembly	4	13	72-0320	Nozzle - Body	4
8	72-0270	Nut - Retaining	4	14	72-0330	Packing	4
9	72-0280	Spacer	4	15	72-0310	Nut	4
10	72-0290	Pin - Pressure	4	*	72-0150	Nozzle Assembly (Complete)	
11	72-0300	Spring - Pressure	4			(Incl. Ref. #7-15)	4
12	51-7490	Shim - 1.0mm	A/R	16	72-0180	Pipe - Injector No. 2	1
*	51-8390	Shim - 1.05mm	A/R	17	72-0210	Pipe - Fuel Leak-Off	1
*	51-8400	Shim - 1.10mm	A/R	18	60-5090	Clamp - Lower	2
*	51-8410	Shim - 1.15mm	A/R	19	72-0200	Pipe - Injector No. 4	1
*	51-8420	Shim - 1.20mm	A/R	20	60-5150	Hose - Rubber	1
*	51-8430	Shim - 1.25mm	A/R	21	60-5160	Clip	3
*	51-8440	Shim - 1.30mm	A/R	22	60-5170	Connector	1
*	51-8450	Shim - 1.35mm	A/R	23	60-5210	Clamp - Upper	2
*	51-8460	Shim - 1.40mm	A/R	24	51-7400	Washer - Spring	2
*	51-8470	Shim - 1.45mm	A/R	25	60-7290	Bolt	2
*	51-8480	Shim - 1.50mm	A/R	26	60-5180	Clip	1
*	51-8490	Shim - 1.55mm	A/R	27	60-5020	Clip	4
*	51-8500	Shim - 1.60mm	A/R	28	72-0190	Pipe - Injector No.3	1
*	51-8510	Shim - 1.65mm	A/R				

\*Not Illustrated

‡Included in Engine Gasket Kit

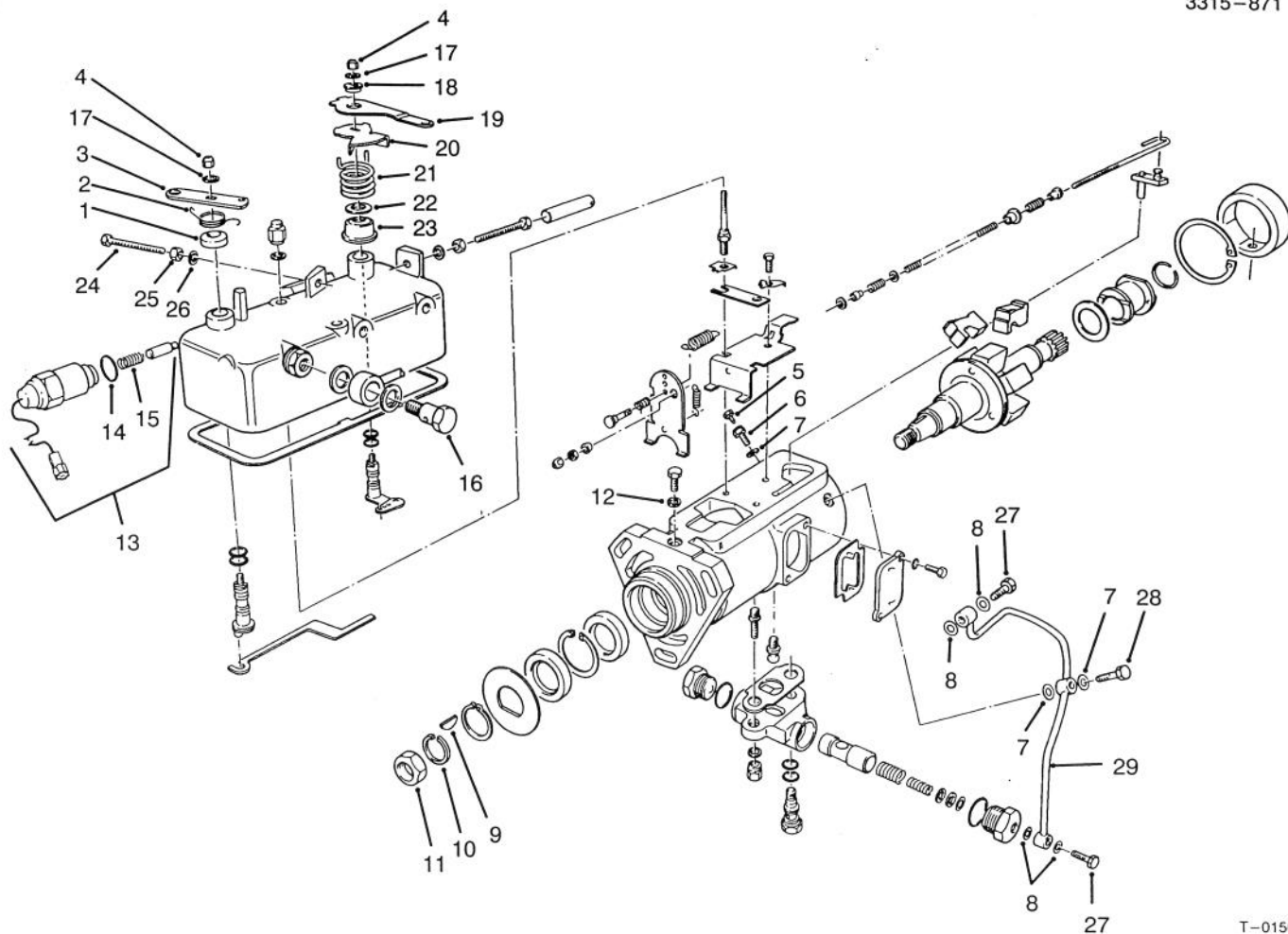


T-0155

## INJECTION PUMP & NOZZLE COMPONENTS (Continued)

Ref. No.	Part No.	Description	No. Used	Ref. No.	Part No.	Description	No. Used
29	72-0170	Pipe - Injector No. 1	1	34	86-6380	Washer	3
30	60-5070	Pipe - Fuel	1	‡35	60-7190	Gasket	1
31	60-5100	Injection Pump Assembly (Complete)	1	36	86-6390	Stud	3
32	60-7120	Nut	3	37	60-5040	Hose - Fuel Feed	1
33	51-7250	Washer - Spring	3	38	60-2780	Tube - Drain	1

‡Included in Engine Gasket Kit

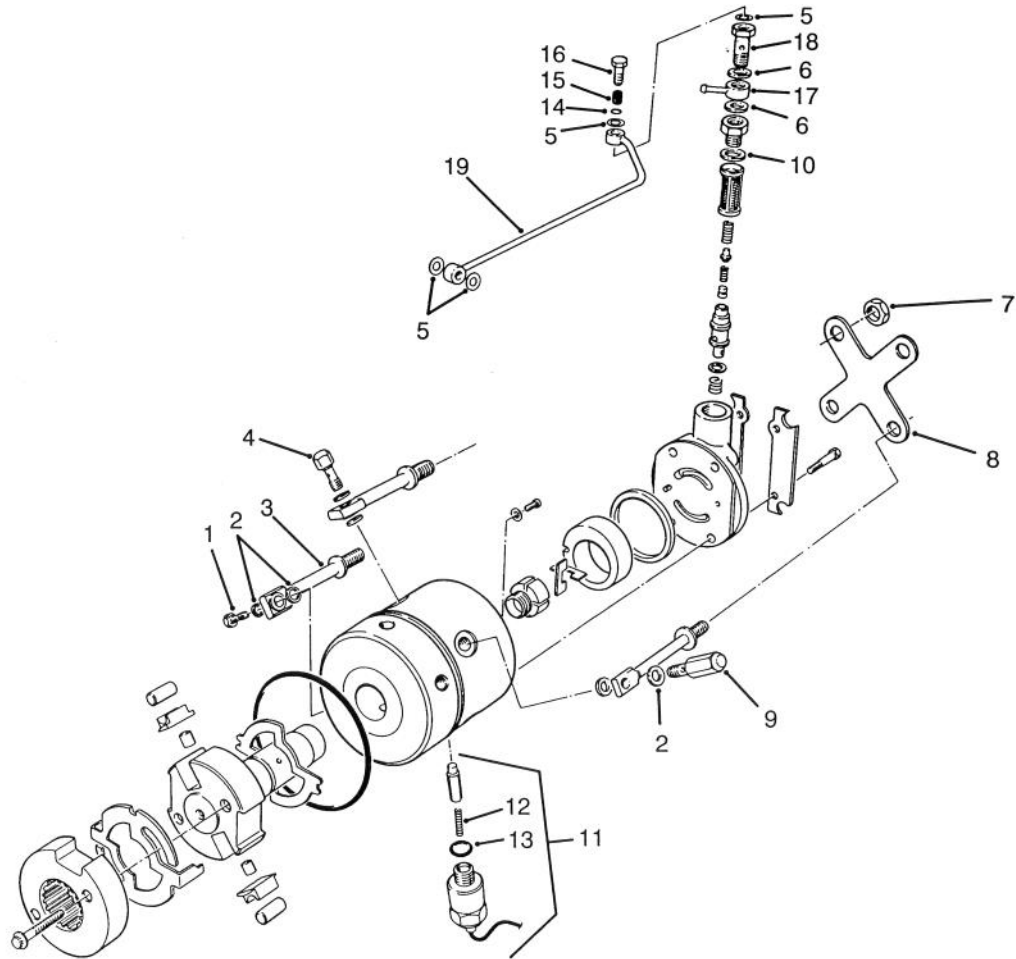


T-0156

## FUEL INJECTION PUMP NO. 60-5100

Ref. No.	Part No.	Description	No. Used
1	86-6760	Guide	1
2	63-4560	Spring	1
3	63-4570	Lever	1
4	63-4580	Nut	2
5	63-4590	Screw - Vent	1
6	63-4600	Body - Screw Vent	1
7	63-4610	Washer	3
8	63-4620	Washer	4
9	63-4630	Key	1
10	63-4640	Washer - Lock	1
11	60-7260	Nut - Hex	1
12	60-3060	Washer	1
13	60-3160	Solenoid	1
		(Incl. Ref. #14 & 15)	
14	60-3150	Sealing Ring	1
15	60-3140	Spring	1

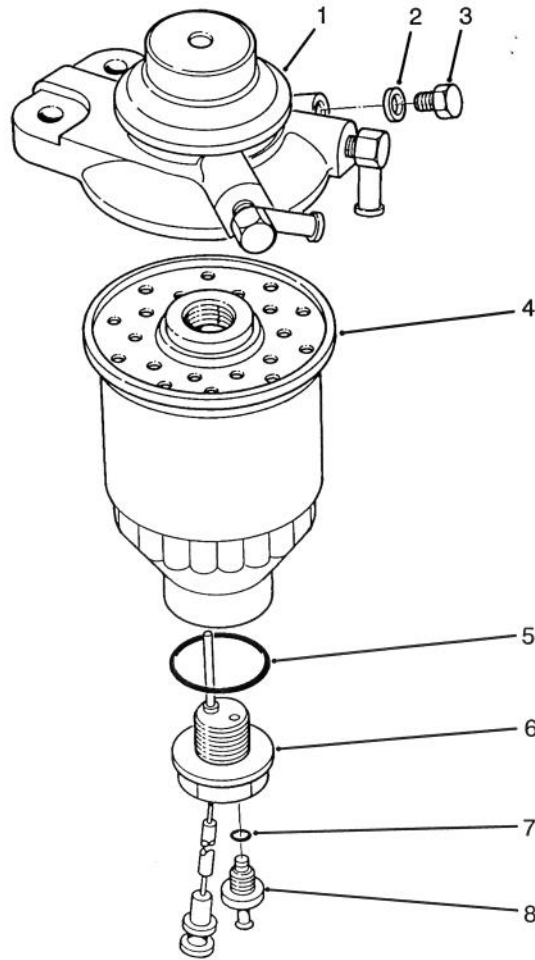
Ref. No.	Part No.	Description	No. Used
16	86-6650	Bolt - Outlet	1
17	86-6750	Washer	2
18	86-6700	Bushing	1
19	86-6690	Lever	1
20	86-6710	Arm	1
21	86-6730	Spring	1
22	86-6720	Washer	1
23	86-6740	Guide	1
24	86-6770	Screw	1
25	86-6680	Nut	1
26	86-6790	Washer	1
27	86-6820	Bolt	2
28	86-6800	Bolt	1
29	86-6810	Pipe Assembly	1
*	86-6680	Lever Assembly	1
		(Incl. Ref. #17-23)	



T-0157

## FUEL INJECTION PUMP NO. 60-5100 (Continued)

Ref. No.	Part No.	Description	No. Used	Ref. No.	Part No.	Description	No. Used
1	60-3070	Valve - Pressure	1	11	60-3160	Solenoid (Incl. Ref. #12 & 13)	1
2	60-3060	Washer	8	12	60-3140	Spring	1
3	60-3090	Banjo	4	13	60-3150	Ring - Sealing	1
4	63-4670	Valve - Pressure	2	14	86-6640	Seal O-Ring	1
5	63-4660	Washer	4	15	86-6630	Seal - Rubber	1
6	63-4650	Washer	2	16	86-6620	Bolt	1
7	60-3120	Nut	4	17	86-6660	Joint	1
8	60-3130	Plate - Clamping	1	18	86-6610	Bolt - Inlet	1
9	60-3100	Valve - Pressure	1	19	86-6670	Tube - Fuel	1
10	60-3110	Washer	1				

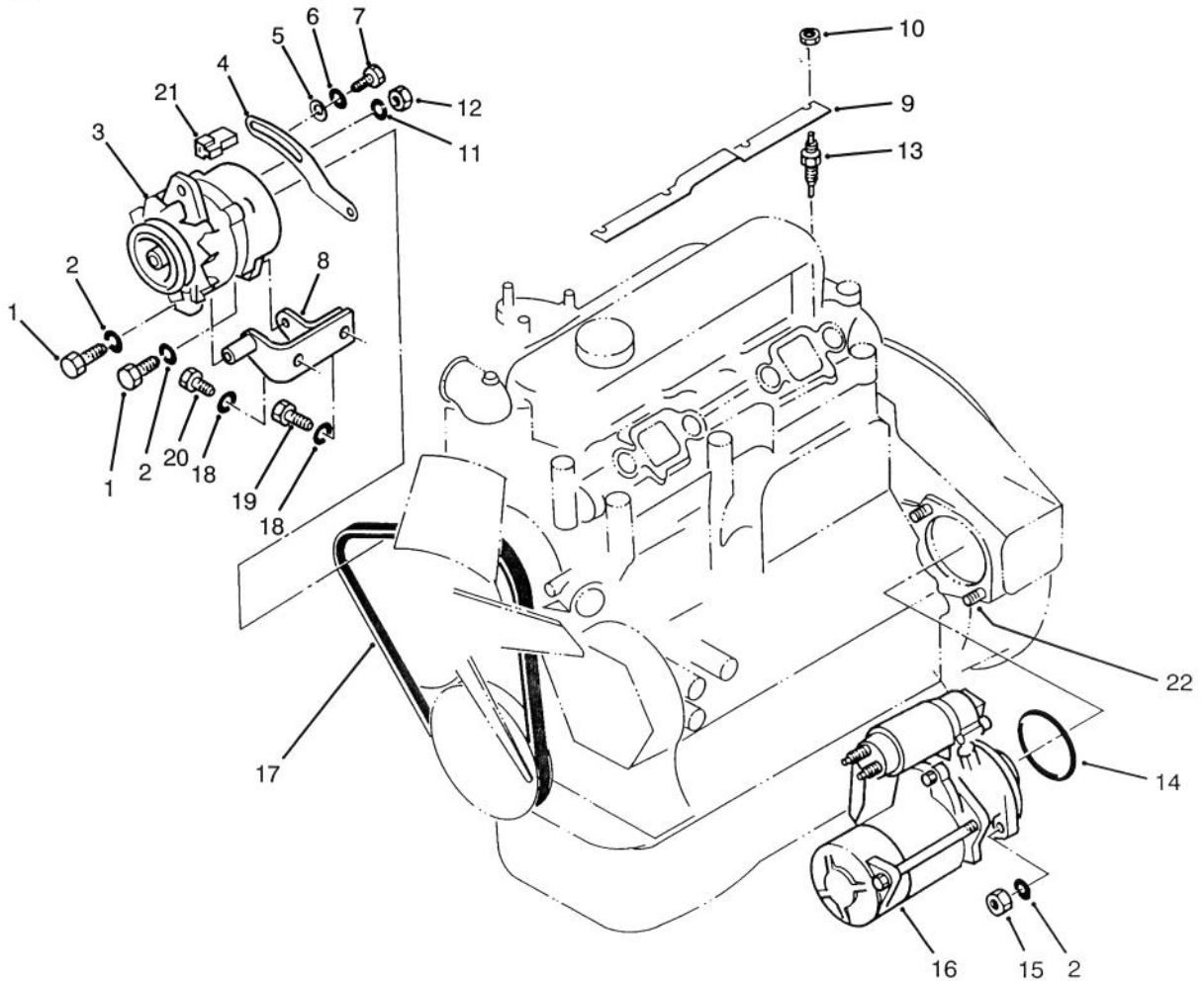


T-0158

## FUEL FILTER ASSEMBLY NO. 60-5010

Ref. No.	Part No.	Description	No. Used	Ref. No.	Part No.	Description	No. Used
*1		Body Assembly	1	*5		O-Ring	1
*2		Seal	1	6	60-5480	Sensor - Water	1
3	60-5450	Plug - Air (Incl. Ref. #2)	1	*7		O-Ring	1
4	60-5470	Filter Element Assembly (Incl. Ref. #5)	1	8	60-5490	Kit - Drain Plug (Incl. Ref. #7)	1

\*Not Serviceable Separately



T-0159

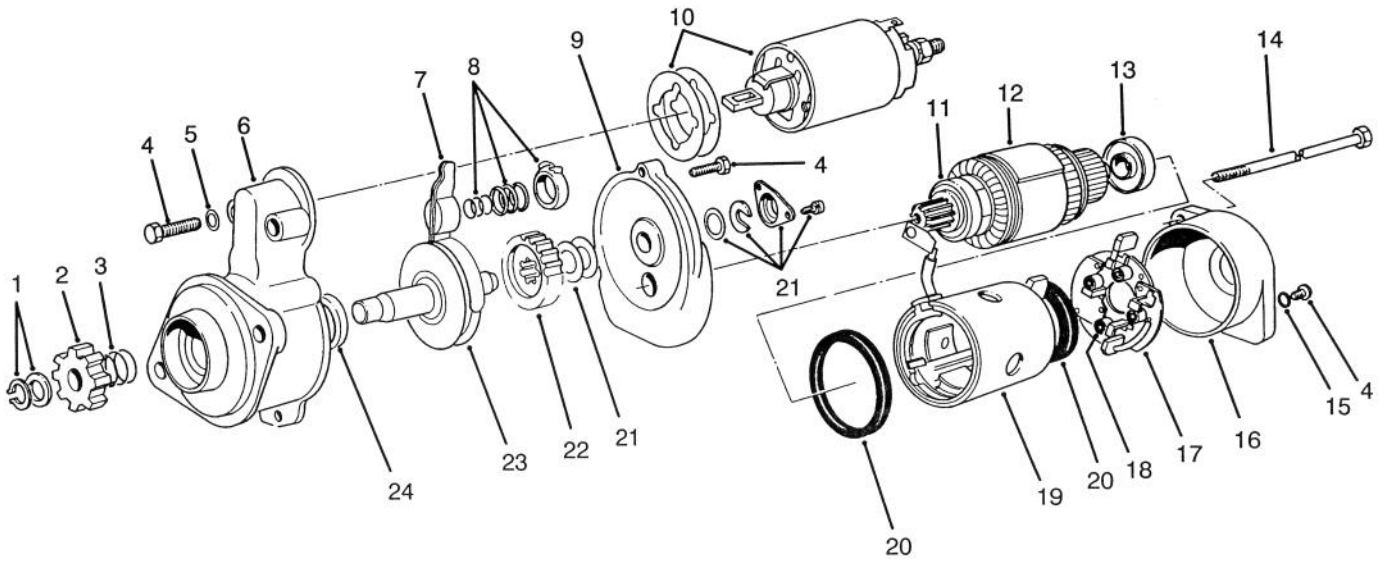
## ELECTRICAL COMPONENT PARTS

Ref. No.	Part No.	Description	No. Used
1	51-8640	Bolt	2
2	51-6390	Washer - Spring	4
3	51-8250	Alternator	1
4	51-8580	Plate - Adjusting	1
5	51-8590	Washer - Flat	1
6	51-7250	Washer - Spring	1
7	60-7370	Bolt	1
8	51-8600	Bracket - Alternator	1
9	51-8650	Plate - Connection	1
*10		Nut	4
11	48-8000	Washer - Spring	1
12	48-7880	Nut	1

Ref. No.	Part No.	Description	No. Used
13	51-8660	Plug - Glow (Incl. Ref. #10)	4
‡14	60-5430	O-Ring	1
15	51-5970	Nut	2
16	51-7590	Motor - Starter	1
17	49-2520	Belt	1
18	51-8610	Washer - Spring	2
19	51-8620	Bolt	1
20	51-8630	Bolt	1
21	86-6400	Diode	1
22	51-5950	Stud	2

\*Not Serviceable Separately

‡Included in Engine Gasket Kit



T-0160

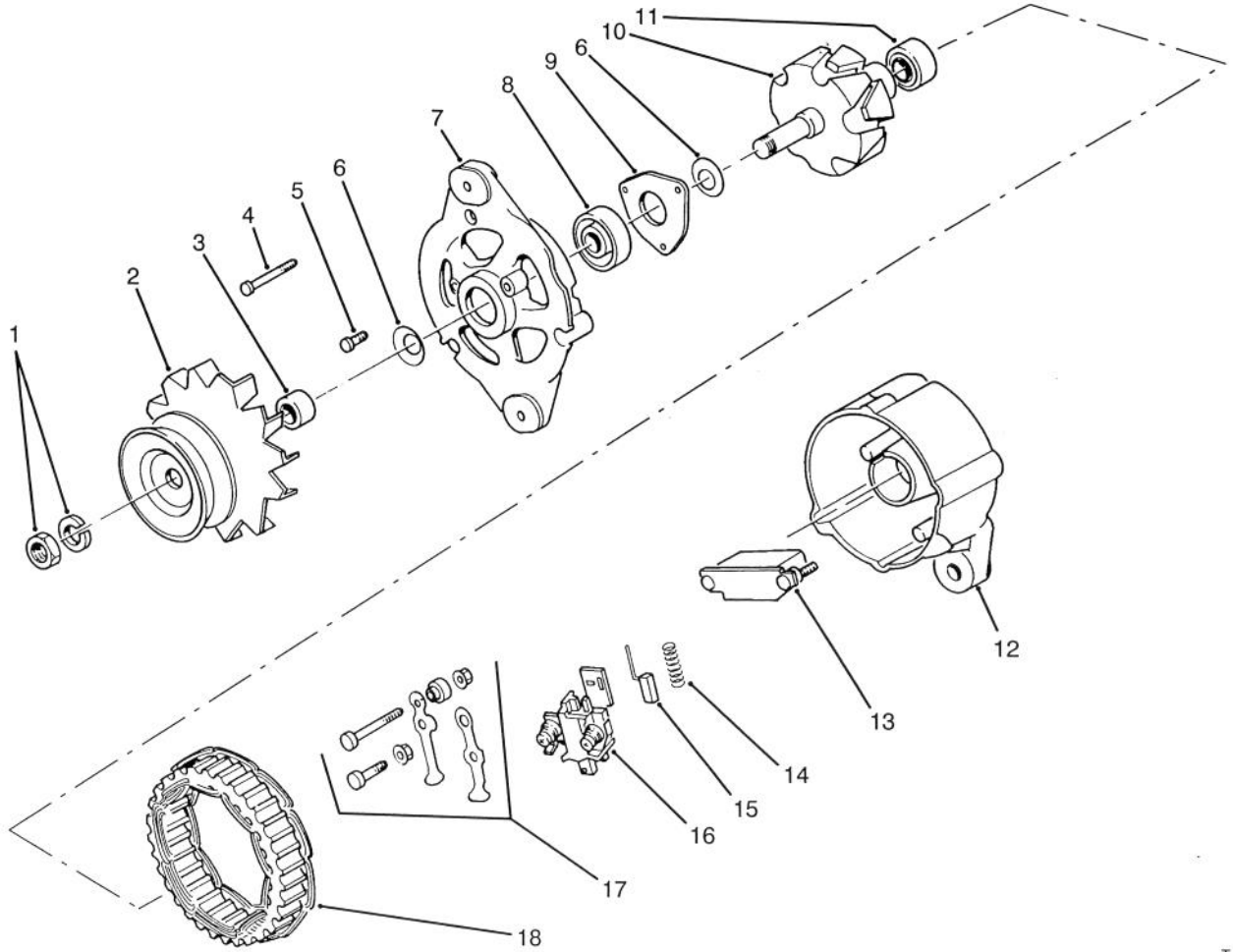
## STARTER MOTOR ASSEMBLY NO. 51-7590

Ref. No.	Part No.	Description	No. Used
1	51-7740	Retaining Ring Assembly	1
2	51-7730	Pinion Gear Assembly (Incl. Ref. #1 & 3)	1
†3		Spring	1
4	51-7600	Screw - Set	1
5	51-7610	Packing	2
6	51-7620	Front Cover Assembly (Incl. Ref. #24)	1
7	51-7640	Lever Assembly	1
8	51-7650	Spring Assembly	1
9	51-7660	Center Bracket Assembly	1
10	51-7670	Solenoid	1
11	51-7690	Bearing	1
12	51-7680	Armature Assembly (Incl. Ref. #11 & 13)	1
13	51-7700	Bearing	1

Ref. No.	Part No.	Description	No. Used
14	51-7710	Bolt Set	1
15	51-7840	Ring - Rubber	2
16	51-7830	Cover - Rear	1
17	51-7810	Brush Holder Assembly (Incl. Ref. #18)	1
18	51-7820	Spring - Brush	4
19	51-7800	Yoke Assembly	1
20	51-7790	Packing	2
21	51-7780	Cover Set	1
22	51-7770	Gear - Pinion	1
23	51-7760	Shaft Assembly	1
24	51-7630	Seal - Oil	1
*	51-7750	Gear Assembly (Incl. Ref. #22 & 23)	1
*	51-7720	Clutch Shaft Assembly (Incl. Ref. #1-3 & 21-24)	1

\*Not Illustrated

†Not Serviceable Separately



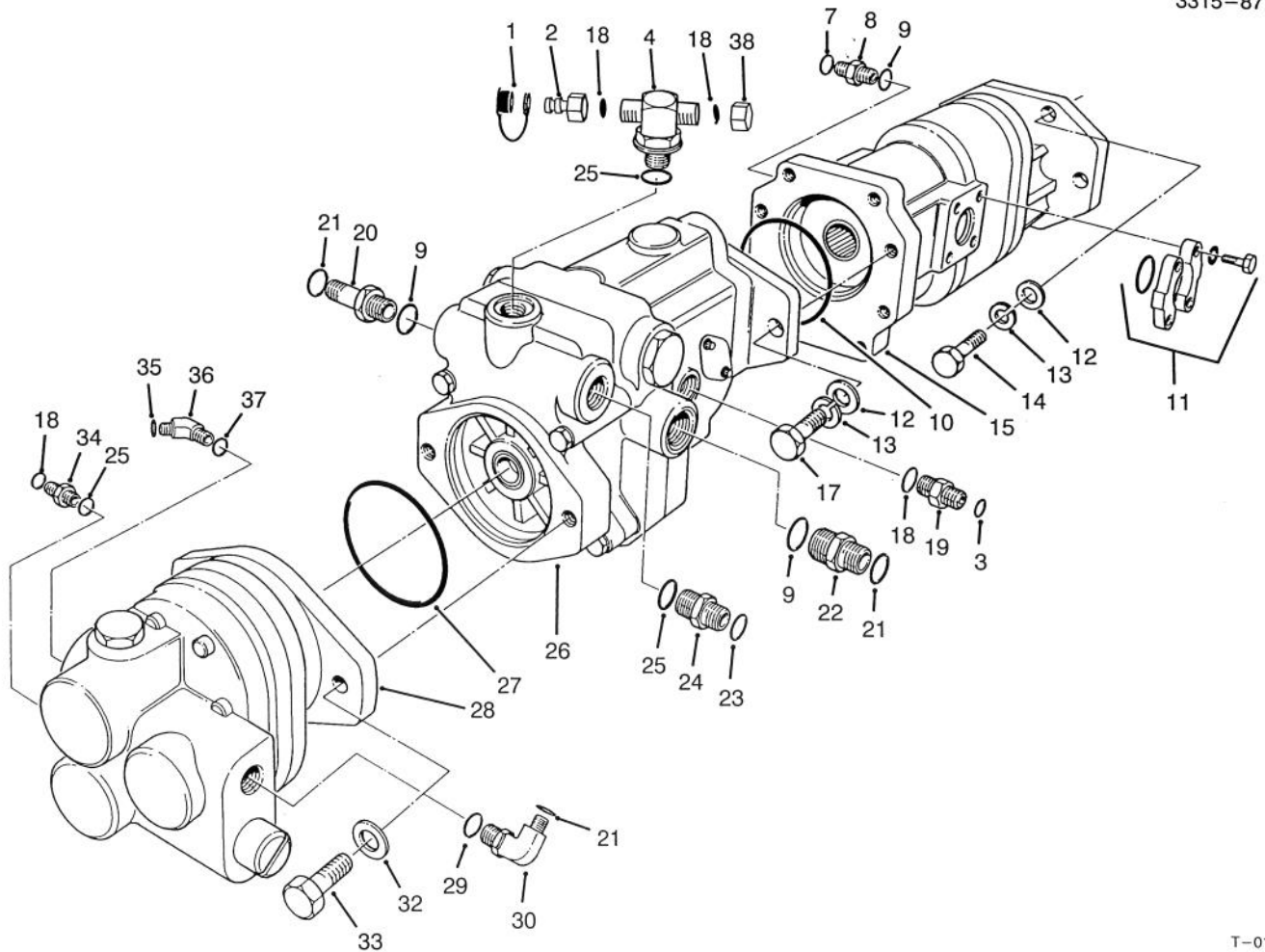
T-0161

## ALTERNATOR ASSEMBLY NO. 51-8250

Ref. No.	Part No.	Description	No. Used
1	51-7850	Nut Assembly	1
2	60-5330	Pulley Assembly (Incl. Ref. #3)	1
†3		Collar - Shaft	1
4	51-7870	Screw - Set	1
5	51-7890	Screw - Set	1
†6		Spring Washer	2
7	60-5340	Front Cover Assembly (Incl. Ref. #5, 6, 8 & 9)	1
8	60-5350	Bearing	1
†9		Plate - Bearing Retainer	1

Ref. No.	Part No.	Description	No. Used
10	51-7910	Rotor Assembly (Incl. Ref. #11)	1
11	51-7920	Bearing	1
12	86-6430	Rear Cover Assembly (Incl. Ref. #13, 16 & 17)	1
13	86-6440	Rectifier Assembly	1
14	51-7980	Spring - Return	2
15	51-7970	Brush	2
16	51-7960	Regulator Assembly (Incl. Ref. #14 & 15)	1
17	51-7950	Terminal Assembly	1
18	51-7930	Stator	1

\*Not Serviceable Separately

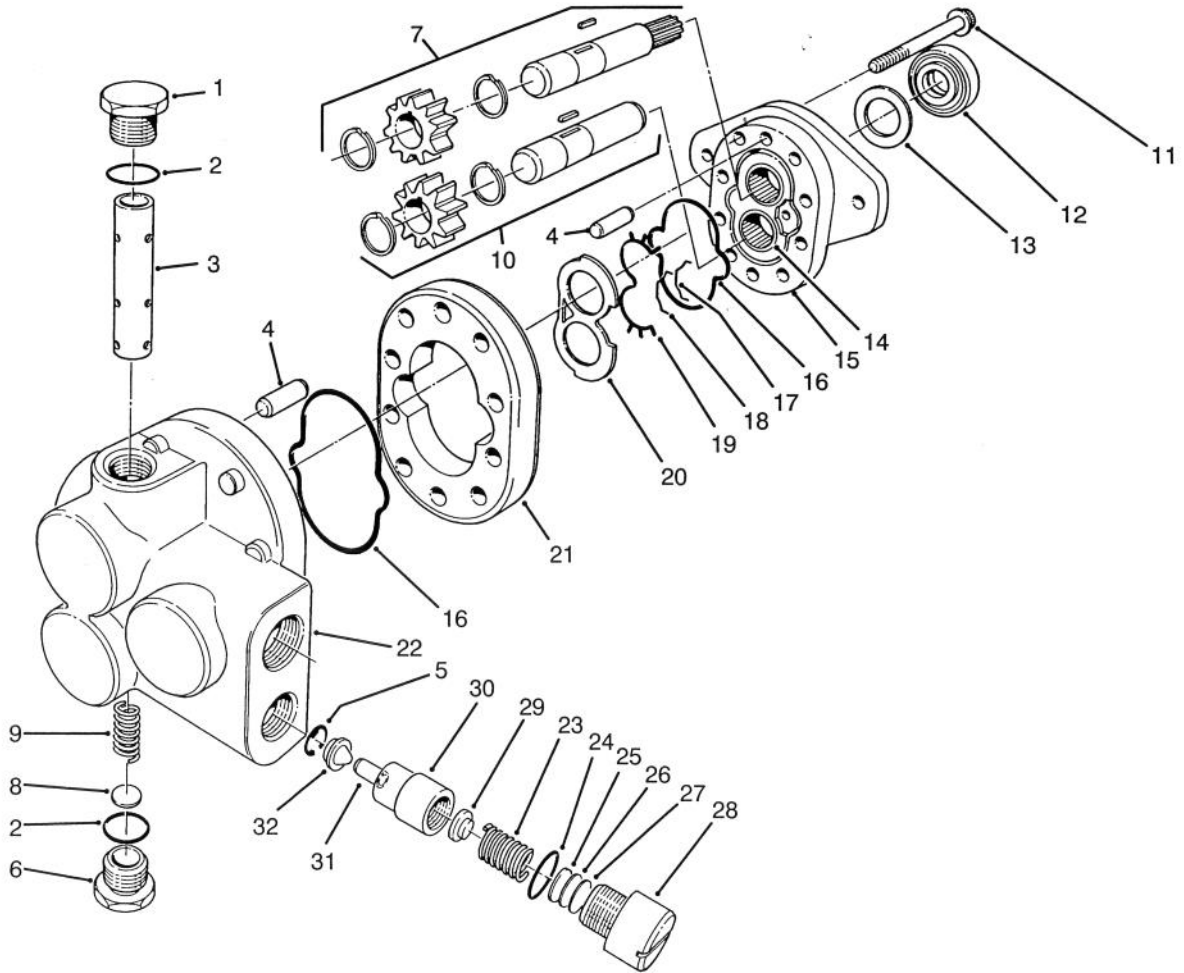


T-0162

## HYDRAULIC PUMP COMPONENTS

Ref. No.	Part No.	Description	No. Used
1	353-947	Cap - Dust	1
2	86-5480	Fitting - Diagnostic	1
3	237-42	O-Ring	1
4	92-4799	Fitting - Hydraulic Tee (Incl. Ref. #18 & 25)	1
7	237-65	O-Ring	1
8	340-8	Fitting (Incl. Ref. #7 & 9)	1
9	237-81	O-Ring	3
10	59-8550	O-Ring	1
11	340-62	Kit - Flange	1
12	3256-26	Washer - Flat	6
13	3253-7	Washer - Lock	6
14	3213-2	Bolt	4
15	86-6000	Gear Pump Assembly (Incl. Ref. #10) (Model 03702)	1
15	86-6001	Gear Pump Assembly (Incl. Ref. #10) (Model 03703)	1
17	325-5	Bolt	2
18	237-22	O-Ring	4
19	340-2	Fitting (Incl. Ref. #3 & 18)	1

Ref. No.	Part No.	Description	No. Used
20	340-11	Fitting - Long (Incl. Ref. #9 & 21)	1
21	237-58	O-Ring	3
22	340-9	Fitting (Incl. Ref. #9 & 21)	1
23	237-30	O-Ring	1
24	340-4	Fitting (Incl. Ref. #23 & 25)	1
25	237-79	O-Ring	3
26	58-5660	Pump - Piston	1
27	60-3520	O-Ring	1
28	58-5650	Pump - Gear	1
29	237-146	O-Ring	1
30	340-15	Fitting 90° (Incl. Ref. #21 & 29)	1
32	60-3540	Washer	2
33	60-3530	Bolt	2
34	340-3	Fitting (Incl. Ref. #18 & 25)	1
35	237-30	O-Ring	1
36	340-89	Fitting 45° (Incl. Ref. #35 & 37)	1
37	237-80	O-Ring	1
38	340-117	Fitting - Hydraulic Cap	1



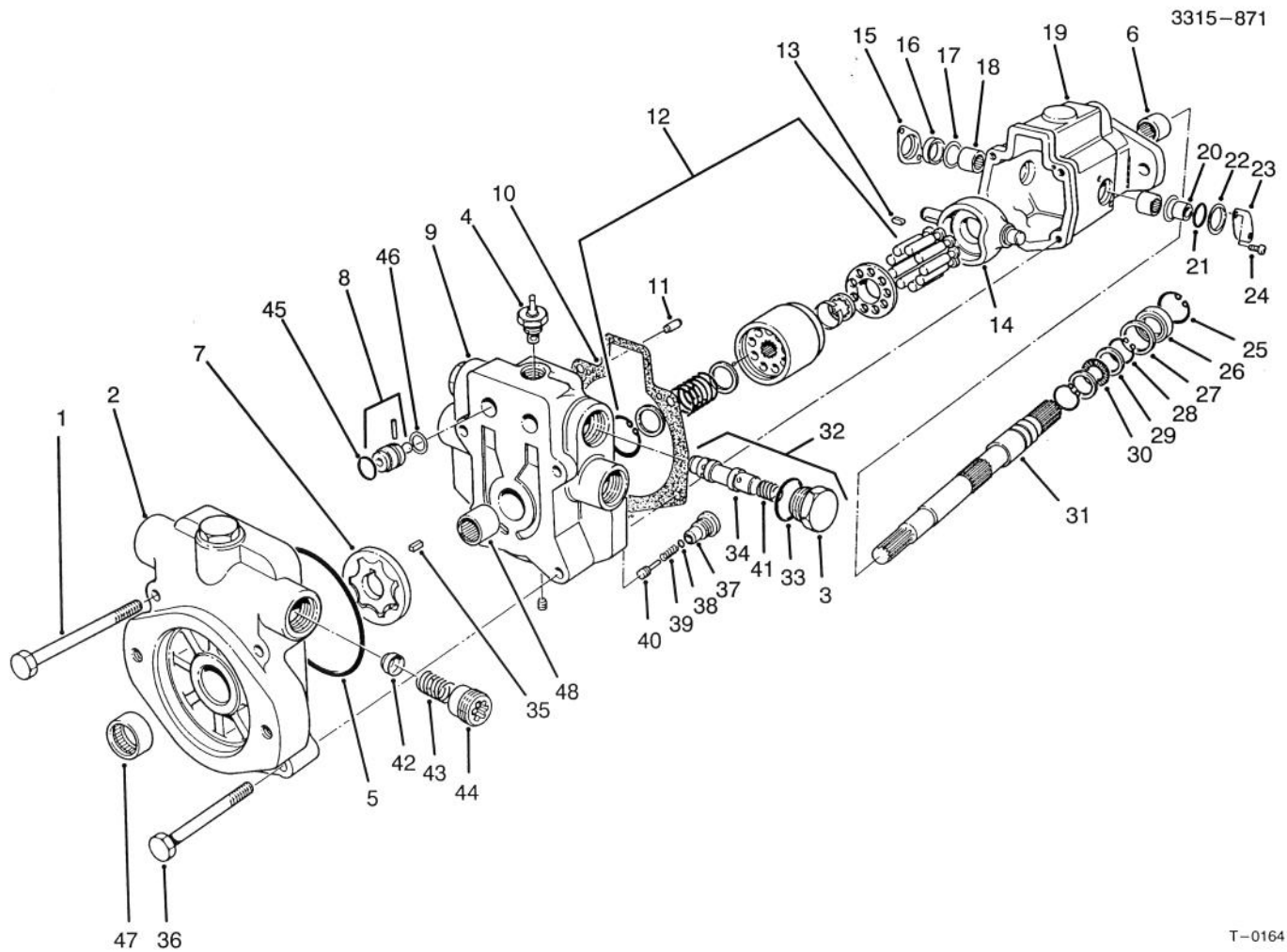
T-0163

## GEAR PUMP ASSEMBLY NO. 58-5650

Ref. No.	Part No.	Description	No. Used	Ref. No.	Part No.	Description	No. Used
1	60-5860	Plug (Incl. Ref. #2)	1	18	49-2700	Seal - Bearing	1
2	60-5720	O-Ring	2	19	49-2690	Gasket - Backup	1
†3		Spool	1	20	49-2670	Plate - Wear	1
4	60-5760	Pin - Dowel	4	21	60-5740	Body Assembly (Incl. Ref. #4)	1
†5		Ring - Retaining	1	†22		Back Plate Assembly	1
6	60-5710	Plug (Incl. Ref. #2)	1	23	60-5790	Spring	1
7	60-5780	Drive Gear Assembly (Incl. Ref. #5-8)	1	24	60-5880	O-Ring	1
8	60-5730	Disc	A/R	25	60-5830	Washer	A/R
9	60-5820	Spring	1	26	60-5840	Washer	A/R
10	60-5770	Idler Gear Assembly	1	27	60-5850	Washer	A/R
11	42-3140	Screw - Cap Hex. Hd.	8	28	60-5870	Plug Assembly (Incl. Ref. #24)	1
12	49-2640	Seal - Shaft	1	29	60-5810	Plug - Seat	1
13	60-5890	Washer	1	†30		Cartridge Assembly	1
14		Bushing	2	31	60-5800	Seat	1
15	49-2660	Front Plate Assembly (Incl. Ref. #14)	1	†32		Poppet	1
16	42-3120	O-Ring	2	*	60-5910	Kit - Repair, Back Plate	1
17	49-2680	O-Ring - Molded	1	*	60-5900	Kit - Seal Repair (Incl. Ref. #2, 12, 13, 16-20 & 24)	1

\*Not Illustrated

†Not Serviceable Separately



T-0164

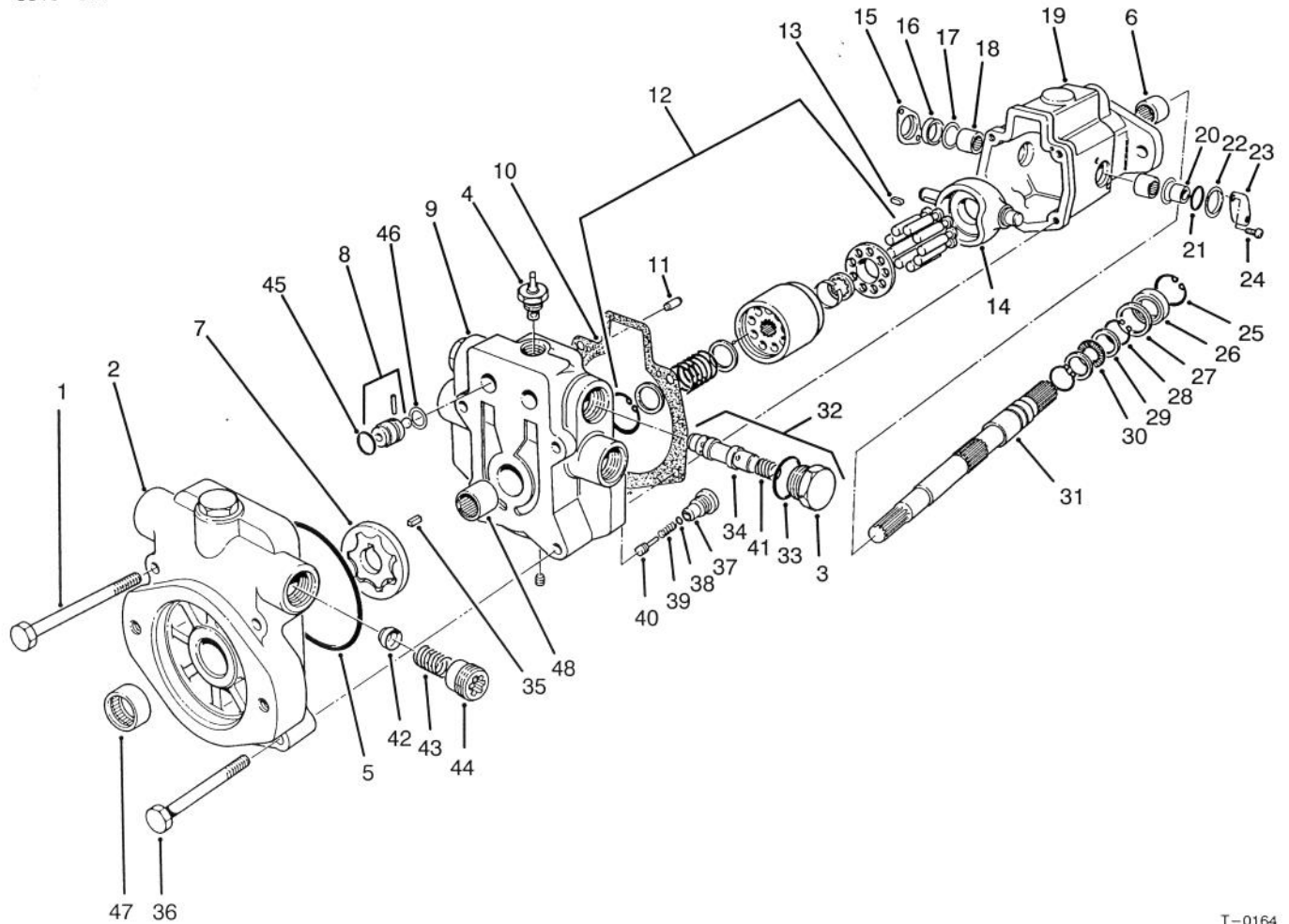
## PISTON PUMP ASSEMBLY NO. 58-5660

Ref. No.	Part No.	Description	No. Used
1	60-6230	Screw - Cap Hex. Hd.	2
2	60-6200	Charge Pump Adptr. Assy. (Incl. Ref. #42-44 & 47)	1
3	70-1240	Plug Assembly (Incl. Ref. #33)	2
†4	39-2080	Tow Valve Assembly	1
5	60-6180	O-Ring	1
6	63-4390	Bearing - Needle	1
7	60-6350	Gerotor Gear Assembly	1
8	33-4970	Check Valve Assembly (Incl. Ref. #45 & 46)	2
9	60-6040	Back Plate Assembly (Incl. Ref. #4, 37-40 & 48)	1
10	60-6130	Gasket - Housing	1
11	60-6370	Pin - Dowel	2
12	60-6030	Rotating Kit Assembly	1
13	60-6310	Key	1
14	60-6020	Camplate	1
15	60-6120	Cover - Seal	1
16	42-2720	Seal - Shaft	1
17	60-6250	Washer	2
18	60-6110	Bearing - Needle	2
19	60-6000	Housing Assembly (Incl. Ref. #6)	1
20	60-5990	Race - Inner	1

Ref. No.	Part No.	Description	No. Used
21	60-6190	O-Ring	1
22	60-6210	Cover - O-Ring	1
23	60-6010	Cover - Trunion	1
24	60-6330	Screw	4
25	60-6260	Ring - Retaining	1
26	60-6300	Seal - Shaft	1
27	60-6240	Washer	1
28	60-6270	Ring - Retaining	2
29	60-6160	Race - Thrust	2
30	60-6170	Bearing - Needle, Thrust	1
31	60-6140	Shaft - Drive	1
32	68-6460	Kit - Relief Valve (Incl. Ref. #3, 34 & 41)	2
33	60-5980	O-Ring	2
34		Relief Valve Assembly	2
35	60-6320	Key	1
36	60-6220	Screw - Cap Hex. Hd.	2
37	60-6060	Cartridge	1
38	60-6080	O-Ring	1
39	60-6090	Spring	1
40	60-6070	Poppet	1
41		Spring	1
42	33-4990	Poppet	1
43	39-2140	Spring	2
44	39-2130	Retainer - Spring	1

\*Not Illustrated

†Used on Units With Pump Serial No. 70591 & Up



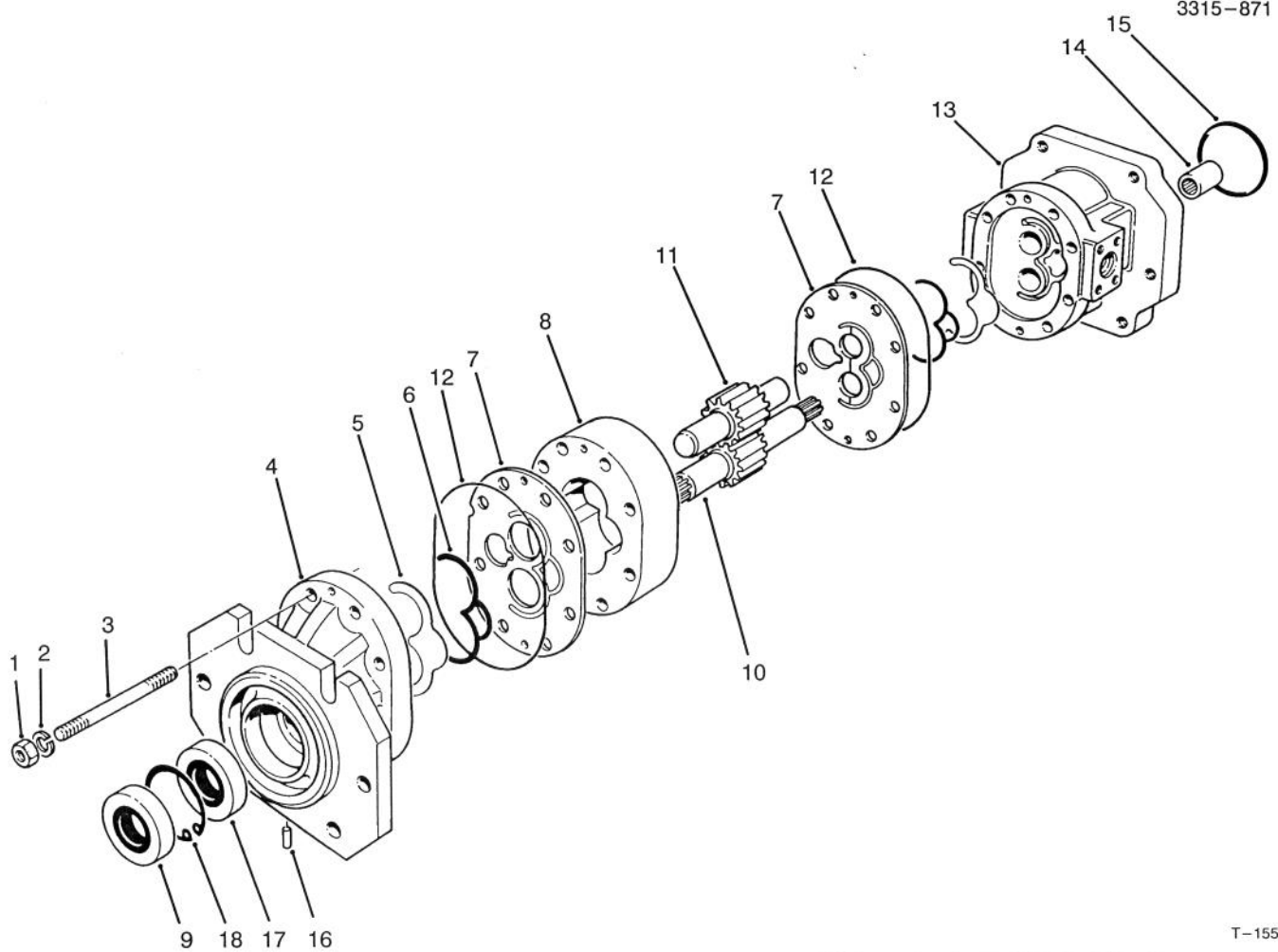
T-0164

### PISTON PUMP ASSEMBLY NO. 58-5660 (Continued)

Ref. No.	Part No.	Description	No. Used
45	237-114	O-Ring	2
46	60-5950	Washer - Backup	2
47	60-6150	Bearing	1
48	60-6050	Bearing	1

Ref. No.	Part No.	Description	No. Used
*	60-6400	Kit - Seal (Incl. Ref. #5, 10, 16, 21, 26, 28, 29, 33, 38, 45 & 46)	1
*	60-6360	Kit - Charge Relief Spring	1
*	60-6340	Kit - Bleed-Off Valve	1

\*Not Illustrated



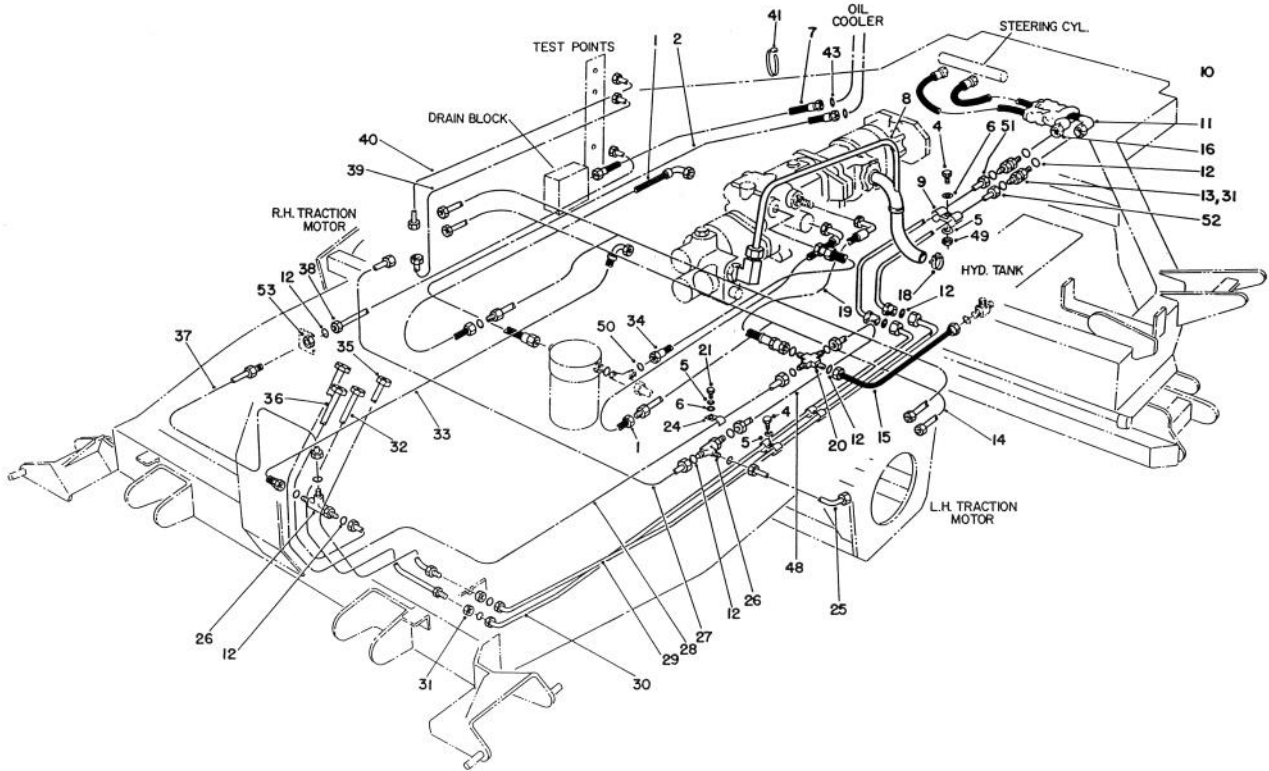
T-1556

## PUMP ASSEMBLY NO. 86-6000 (Model 03702) & 86-6001 (Model 03703)

Ref. No.	Part No.	Description	No. Used
1	59-7580	Nut	8
2	59-7590	Washer - Lock	8
3	59-7970	Stud (Model 03702)	8
*	74-3210	Stud (Model 03703)	8
4	86-6010	Cover - Front	1
5	59-7990	Seal - Gland	2
6	59-8470	Retainer - Seal	2
7	86-6070	Plate - Wear	2
8	86-6020	Center S/A Section (Model 03702)	1
*	86-6060	Center S/A Section (Model 03703)	1
9	59-8590	Seal - Shaft	1

Ref. No.	Part No.	Description	No. Used
10	59-8500	Drive Gear - Spline (Model 03702)	1
*	74-3230	Drive Gear - Spline (Model 03703)	1
11	59-8600	Driven Gear (Model 03702)	1
11	74-3240	Driven Gear (Model 03703)	1
12	86-6080	O-Ring Seal	2
13	86-6030	Port Section - Rear	1
14	59-8540	Coupling	1
15	86-6040	O-Ring	1
16	86-6050	Plug	1
17	59-8570	Seal - Shaft	1
18	59-8580	Ring - Retaining	1
*	86-6450	Kit - Seal (Incl. Ref. #5, 6, 9 & 17)	1

\*Not Illustrated

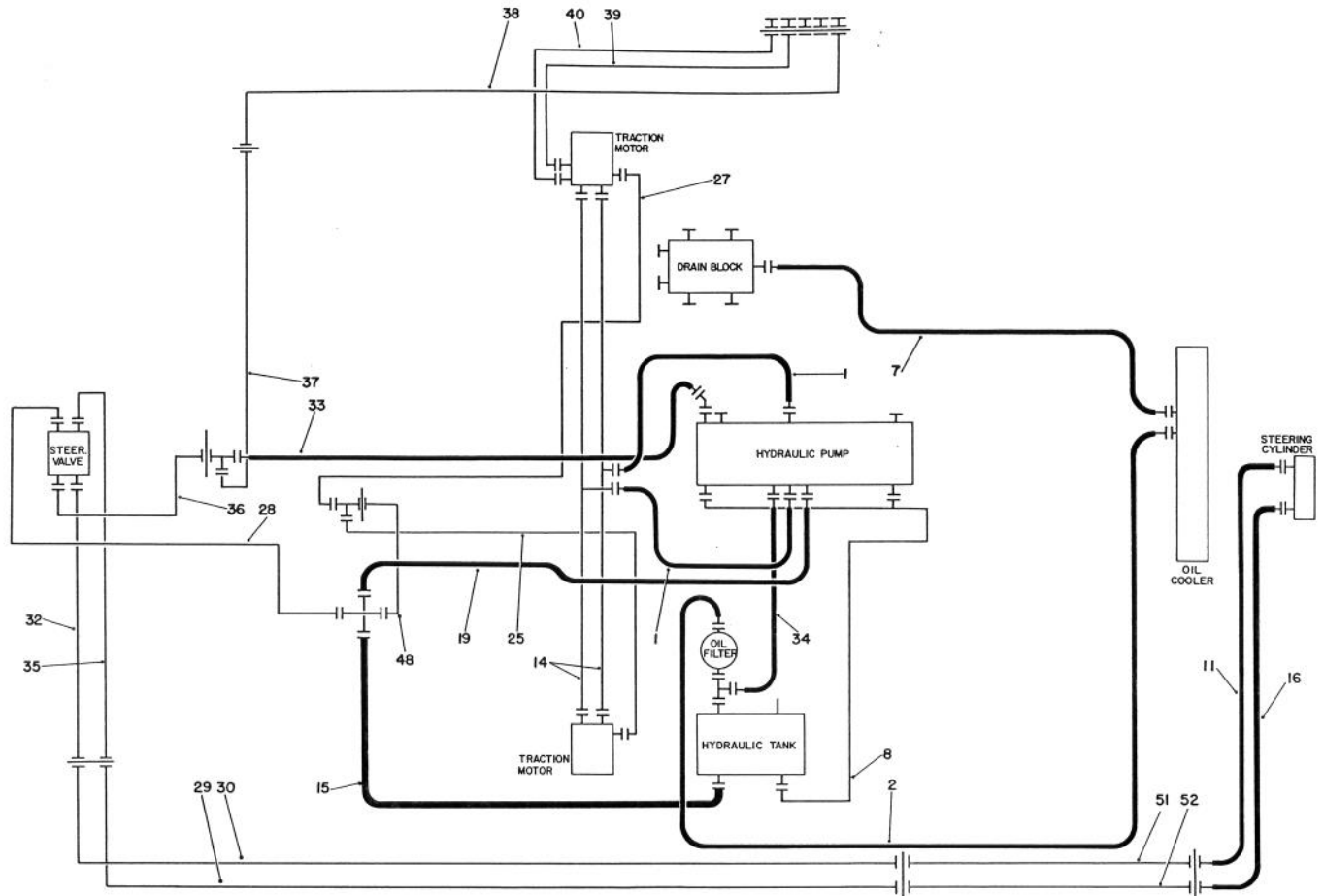


T-0166

## HYDRAULIC CIRCUIT – TRACTION & STEERING

Ref. No.	Part No.	Description	No. Used
1	58-5860	Hose Assembly	2
2	75-8200	Hose Assembly	1
4	48-7640	Screw – Cap Hex. Hd.	4
5	43-5930	Washer – Lock	5
6	48-8010	Washer	3
7	75-8210	Hose Assembly	1
8	60-1900	Tube Assembly	1
9	58-3880	Clamp	3
10	60-2010	Sleeve – Protective	1
11	82-9841	Hose Assembly	1
12	237-22	O-Ring	22
13	340-71	Fitting – Hydraulic Bulkhead (Incl. Ref. #12 & 31)	2
14	58-5690	Tube Assembly	2
15	92-4725	Hose Assembly	1
16	82-9840	Hose Assembly	1
18	2412-132	Clamp	1
19	60-1250	Hose Assembly	1
20	340-23	Fitting – Hydraulic Cross (Incl. Ref. #12)	1
21	48-7690	Screw – Cap Hex. Hd.	1
22	48-8020	Washer – Lock	1
24	60-1360	Clamp	1
25	58-4790	Tube Assembly	1
26	340-68	Fitting – Hydraulic Tee (Incl. Ref. #12)	2

Ref. No.	Part No.	Description	No. Used
27	58-4860	Tube Assembly	1
28	74-2820	Tube Assembly	1
29	68-6310	Tube Kit (Incl. Ref. #12 & 52)	1
30	68-6340	Tube Kit (Incl. Ref. #12 & 51)	1
31	340-70	Nut – Bulkhead	4
32	74-2780	Tube Assembly	1
33	58-5720	Hose Assembly	1
34	58-5870	Hose Assembly	1
35	74-2810	Tube Assembly	1
36	74-2790	Tube Assembly	1
37	58-7780	Tube Assembly (Incl. Ref. #12)	1
38	58-7750	Tube Assembly	1
39	58-7770	Tube Assembly	1
40	58-7760	Tube Assembly	1
41	48-4480	Strap – Tie	3
43	340-65	O-Ring	2
48	58-4710	Tube Assembly	1
49	48-7890	Nut – Hex	1
50	237-30	O-Ring	1
51		Tube Assembly	1
52		Tube Assembly	1
53	340-78	Nut – Bulkhead	1



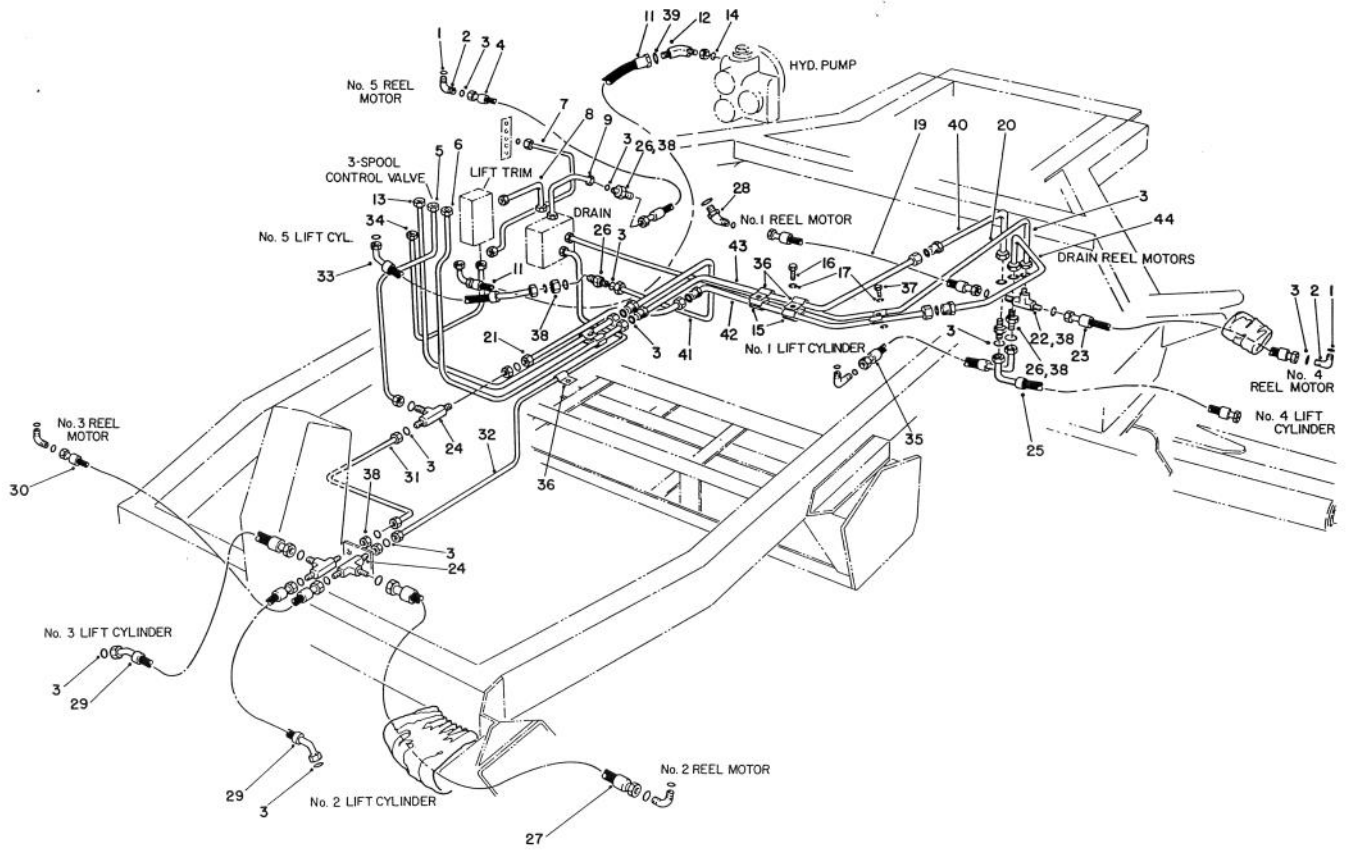
T-0167

### HYDRAULIC SCHEMATIC – TRACTION & STEERING

Ref. No.	Part No.	Description	No. Used
1	58-5860	Hose Assembly	2
2	75-8200	Hose Assembly	1
7	75-8210	Hose Assembly	1
8	60-1900	Tube Assembly	1
11	82-9841	Hose Assembly	1
14	58-5690	Tube Assembly	2
15	92-4725	Hose Assembly	1
16	82-9840	Hose Assembly	1
19	60-1250	Hose Assembly	1
25	58-4790	Tube Assembly	1
27	58-4860	Tube Assembly	1
28	74-2820	Tube Assembly	1
29	68-6310	Tube Kit (Incl. Ref. #12 & 52)	1

Ref. No.	Part No.	Description	No. Used
30	68-6340	Tube Kit (Incl. Ref. #12 & 51)	1
32	74-2780	Tube Assembly	1
33	58-5720	Hose Assembly	1
34	58-5870	Hose Assembly	1
35	74-2810	Tube Assembly	1
36	74-2790	Tube Assembly	1
37	58-7780	Tube Assembly	1
38	58-7750	Tube Assembly	1
39	58-7770	Tube Assembly	1
40	58-7760	Tube Assembly	1
48	58-4710	Tube Assembly	1
51		Tube Assembly	1
52		Tube Assembly	1

\*Not Illustrated

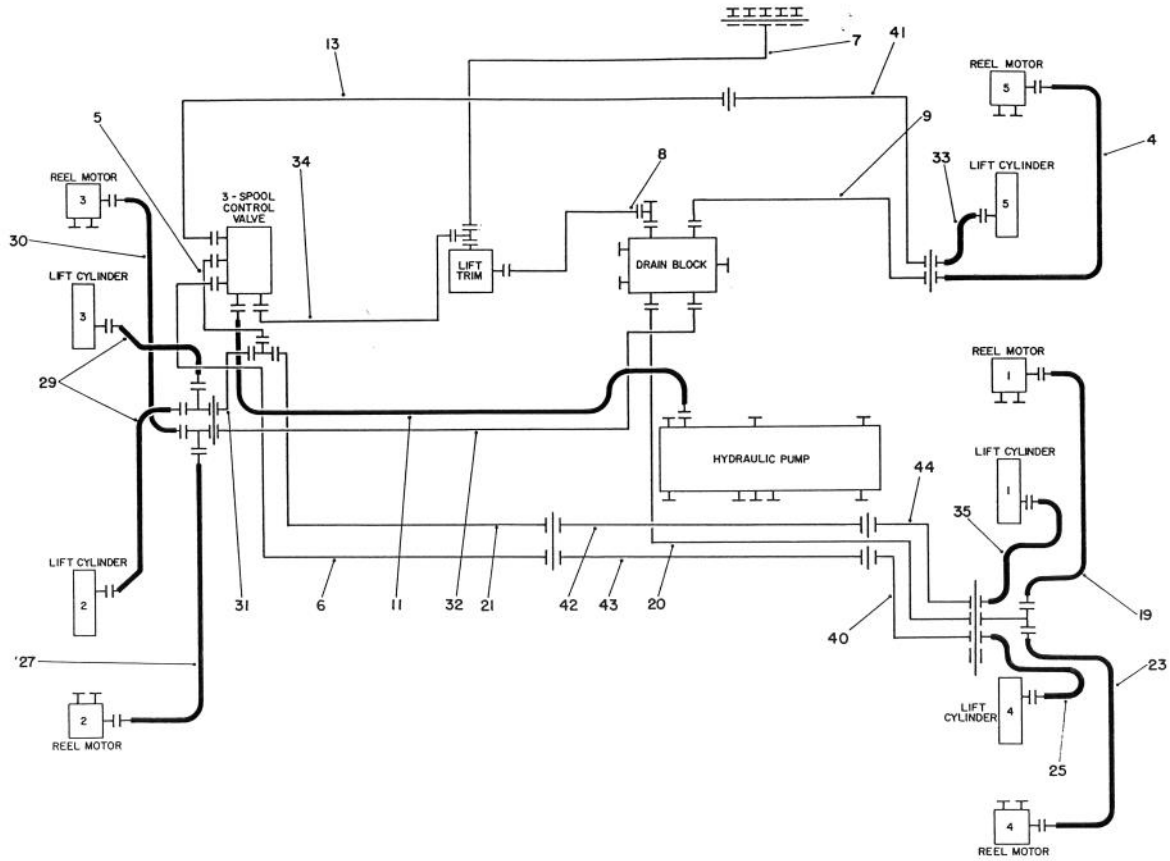


T-0168

## HYDRAULIC CIRCUIT – LIFT ARMS

Ref. No.	Part No.	Description	No. Used
1	237-42	O-Ring	7
2	340-77	Fitting – Hydraulic 90° (Incl. Ref. #1 & 3)	4
3	237-22	O-Ring	31
4	84-6240	Hose Assembly	1
5	58-4750	Tube Assembly	1
6	68-6230	Tube Kit (Incl. Ref. #3, 40 & 43)	1
7	58-7730	Tube Assembly	1
8	63-4680	Tube Assembly	1
9	58-4780	Tube Assembly	1
11	58-5710	Hose Assembly	1
12	340-89	Fitting – Hydraulic 45° (Incl. Ref. #14 & 39)	1
13	68-6370	Tube Kit (Incl. Ref. #3 & 41)	1
14	237-80	O-Ring	1
15	58-3880	Clamp – Tube	5
16	60-6650	Screw – Cap Hex. Hd.	2
17	43-5930	Washer – Lock	6
18	48-8010	Washer	2
19	58-5840	Hose Assembly	1
20	58-4850	Tube Assembly	1
21	68-6270	Tube Kit (Incl. Ref. #3, 42 & 44)	1
22	60-2180	Fitting – Tee	1

Ref. No.	Part No.	Description	No. Used
23	58-5820	Hose Assembly	1
24	340-68	Fitting – Hydraulic Tee (Incl. Ref. #3)	3
25	60-1630	Hose Assembly	1
26	340-71	Fitting – Hydraulic Straight (Incl. Ref. #3)	4
27	58-6670	Hose Assembly	1
28	340-87	Fitting – Hydraulic 45° (Incl. Ref. #1 & 3)	1
29	58-5850	Hose Assembly	2
30	58-5830	Hose Assembly	1
31	58-4760	Tube Assembly	1
32	58-4880	Tube Assembly	1
33	84-6230	Hose Assembly	1
34	58-4870	Tube Assembly	1
35	58-5800	Hose Assembly	1
36	60-1360	Clamp – Tube	3
37	48-7640	Screw – Cap Hex. Hd.	5
38	340-70	Nut – Bulkhead	8
39	237-30	Seal – O-Ring	1
40		Tube Assembly	1
41		Tube Assembly	1
42		Tube Assembly	1
43		Tube Assembly	1
44		Tube Assembly	1

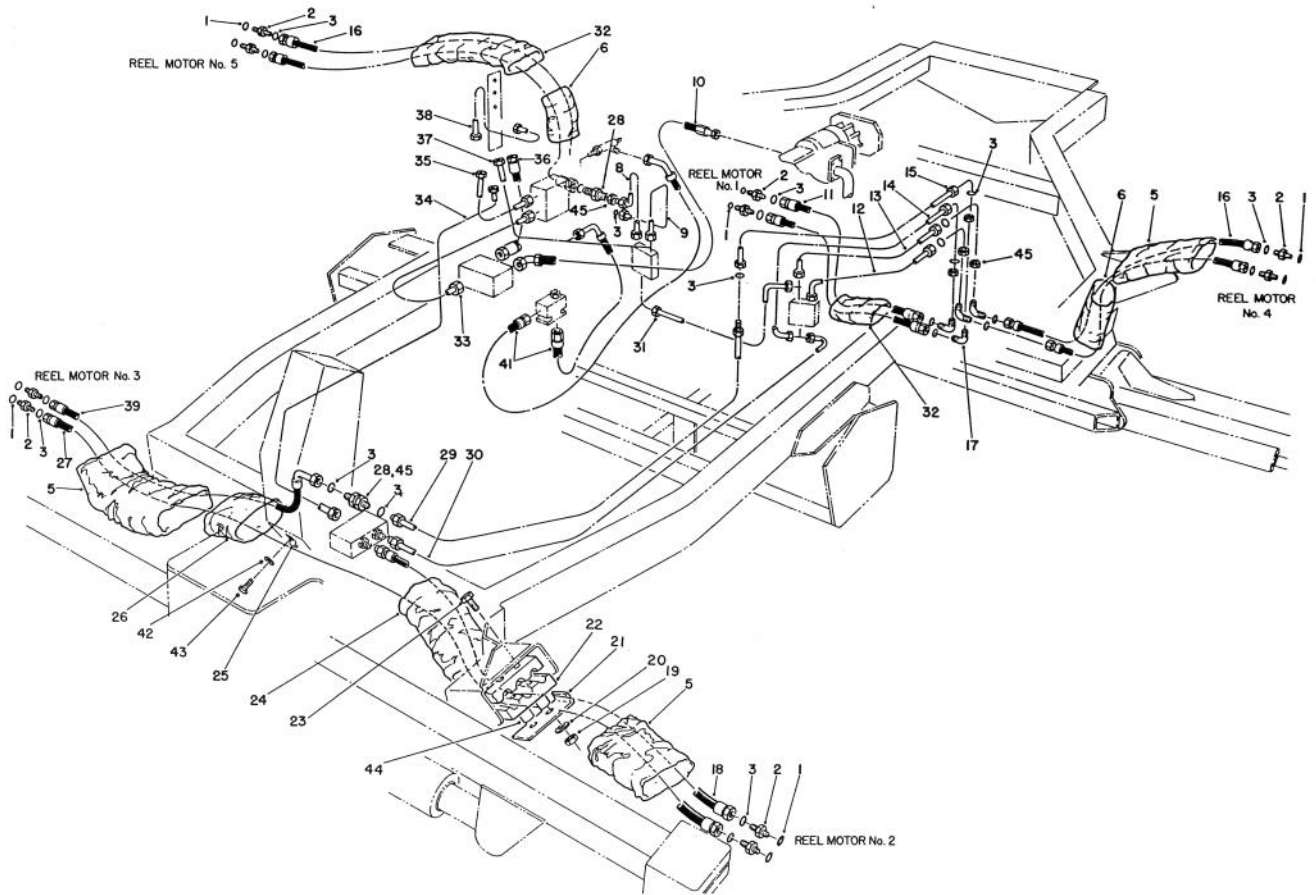


T-0169

### HYDRAULIC SCHEMATIC – LIFT ARMS

Ref. No.	Part No.	Description	No. Used
4	84-6240	Hose Assembly	1
5	58-4750	Tube Assembly	1
6	68-6230	Tube Kit	
		(Incl. Ref. #40 & 43)	1
7	58-7730	Tube Assembly	1
8	63-4680	Tube Assembly	1
9	58-4780	Tube Assembly	1
11	58-5710	Hose Assembly	1
13	68-6370	Tube Kit	
		(Incl. Ref. #41)	1
19	58-5840	Hose Assembly	1
20	58-4850	Tube Assembly	1
21	68-6270	Tube Kit	
		(Incl. Ref. #42 & 44)	1
23	58-5820	Hose Assembly	1

Ref. No.	Part No.	Description	No. Used
25	60-1630	Hose Assembly	1
27	58-6670	Hose Assembly	1
29	58-5850	Hose Assembly	2
30	58-5830	Hose Assembly	1
31	58-4760	Tube Assembly	1
32	58-4880	Tube Assembly	1
33	84-6230	Hose Assembly	1
34	58-4870	Tube Assembly	1
35	58-5800	Hose Assembly	1
40		Tube Assembly	1
41		Tube Assembly	1
42		Tube Assembly	1
43		Tube Assembly	1
44		Tube Assembly	1

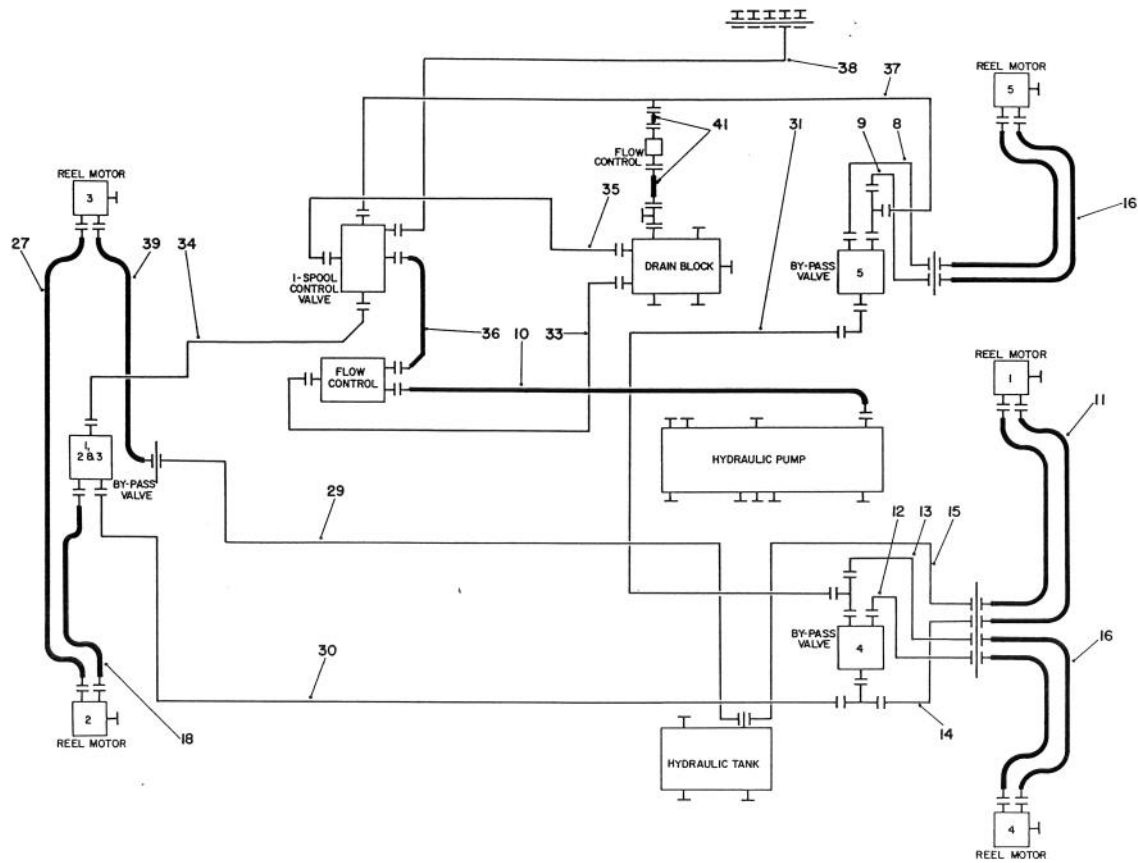


T-0170

## HYDRAULIC CIRCUIT – CUTTING UNITS

Ref. No.	Part No.	Description	No. Used
1	237-81	O-Ring	10
2	340-8	Fitting – Hydraulic Straight (Incl. Ref. #1 & 3)	10
3	237-65	O-Ring	26
5	59-7190	Sleeve – Protective	4
6	59-7260	Sleeve – Protective	2
8	58-4960	Tube Assembly	1
9	58-4970	Tube Assembly	1
10	58-5730	Hose Assembly	1
11	58-5790	Hose Assembly	2
12	58-5060	Tube Assembly	1
13	58-5000	Tube Assembly	1
14	58-5020	Tube Assembly	1
15	58-5040	Tube Assembly	1
16	58-5780	Hose Assembly	4
17	340-72	Fitting – Hydraulic 90° (Incl. Ref. #3)	4
18	58-5750	Hose Assembly	1
19	3296-8	Nut – Lock	4
20	3256-16	Washer – Flat	4
21	74-2750	Retainer	2
22	74-2710	Clamp – Split	4
23	321-14	Screw – Cap Hex. Hd.	4

Ref. No.	Part No.	Description	No. Used
24	60-5650	Sleeve – Protective	1
25	60-2080	Clamp – Hose	1
26	60-5660	Sleeve – Protective	1
27	58-5740	Hose Assembly	1
28	340-76	Fitting – Adapter	3
29	58-4990	Tube Assembly (Incl. Ref. #3)	1
30	58-5070	Tube Assembly	1
31	58-4950	Tube Assembly	1
32	59-7200	Sleeve – Protective	1
33	58-5050	Tube Assembly	1
34	58-5030	Tube Assembly	1
35	58-4980	Tube Assembly	1
36	60-3340	Hose Assembly	1
37	63-4710	Tube Assembly	1
38	58-7740	Tube Assembly	1
39	58-5760	Hose Assembly	1
41	60-1250	Hose Assembly	2
42	48-9570	Washer – Lock	1
43	48-7680	Bolt – H.H.	1
44	74-2730	Spacer	4
45	340-74	Nut – Bulkhead	7



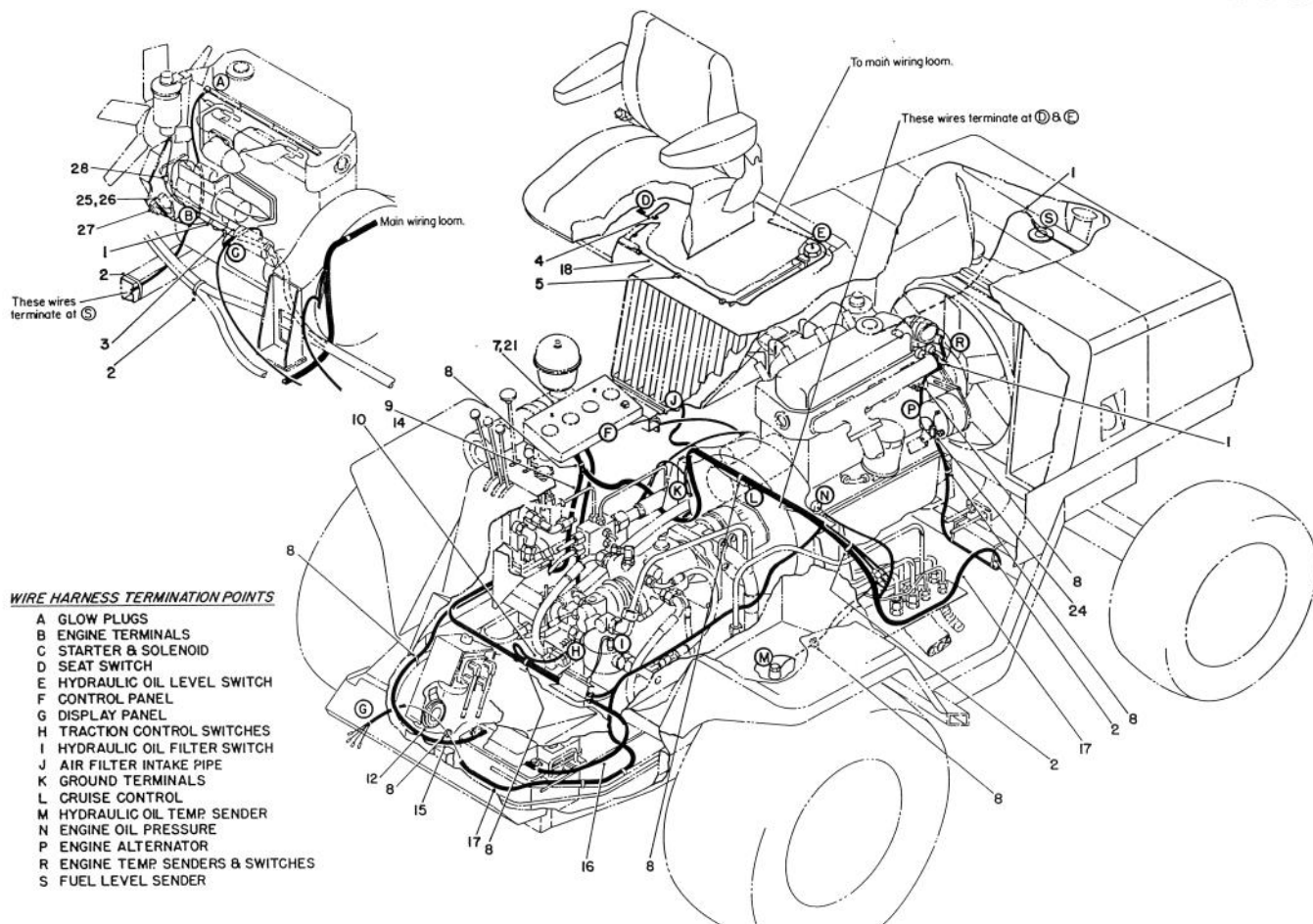
T-0171

## HYDRAULIC SCHEMATIC – CUTTING UNITS

Ref. No.	Part No.	Description	No. Used
8	58-4960	Tube Assembly	1
9	58-4970	Tube Assembly	1
10	58-5730	Hose Assembly	1
11	58-5790	Hose Assembly	2
12	58-5060	Tube Assembly	1
13	58-5000	Tube Assembly	1
14	58-5020	Tube Assembly	1
15	58-5040	Tube Assembly	1
16	58-5780	Hose Assembly	4
18	58-5750	Hose Assembly	1
27	58-5740	Hose Assembly	1

Ref. No.	Part No.	Description	No. Used
29	58-4990	Tube Assembly	1
30	58-5070	Tube Assembly	1
31	58-4950	Tube Assembly	1
33	58-5050	Tube Assembly	1
34	58-5030	Tube Assembly	1
35	58-4980	Tube Assembly	1
36	60-3340	Hose Assembly	1
37	63-4710	Tube Assembly	1
38	58-7740	Tube Assembly	1
39	58-5760	Hose Assembly	1
41	60-1250	Hose Assembly	2



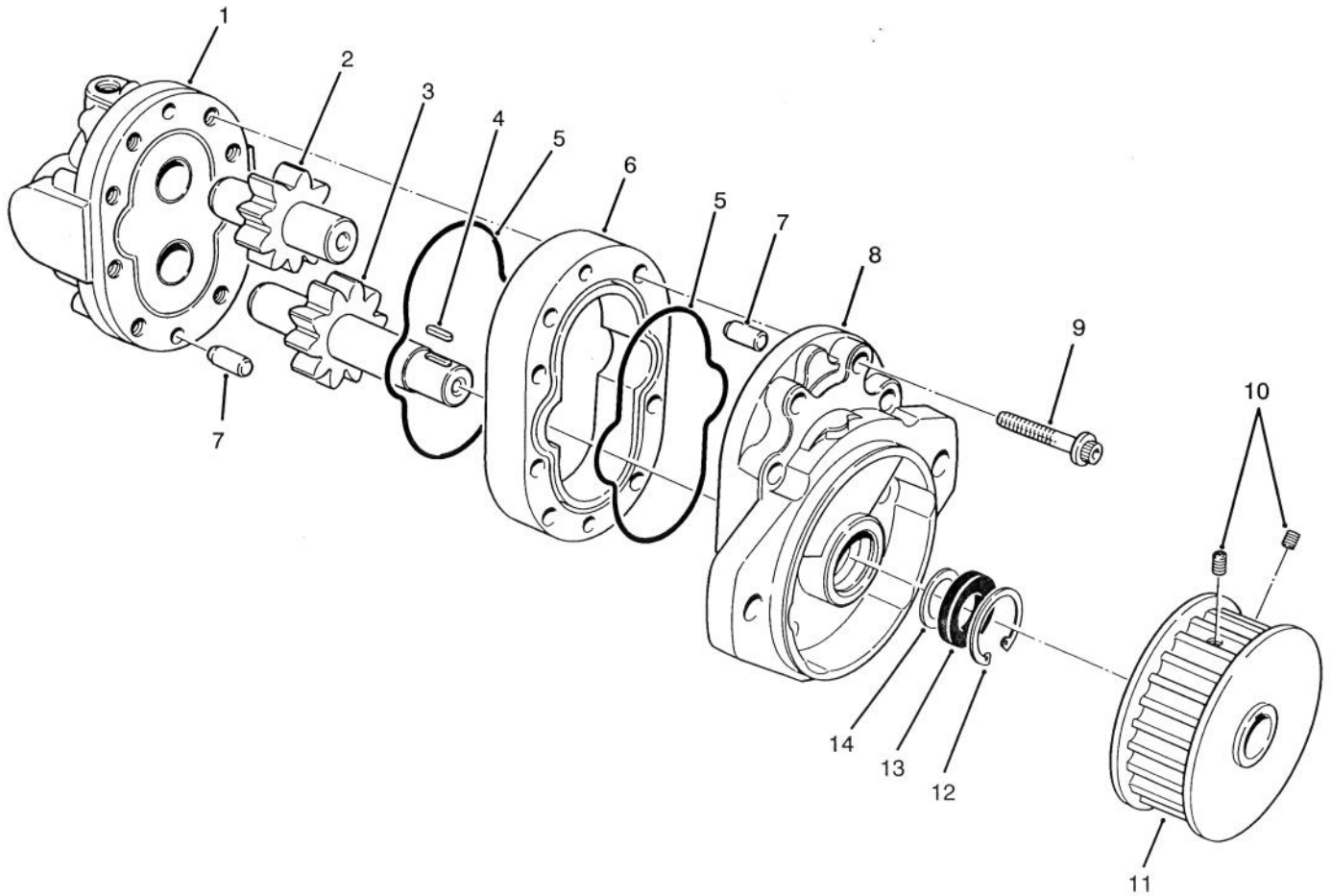


T-0173

## ELECTRICAL SYSTEM DIAGRAM

Ref. No.	Part No.	Description	No. Used
1	3290-378	Tie - Cable	7
2	250-1	Tie - Cable	4
3	2412-109	Clip	1
4	237-100	Grommet	1
5	60-0930	Clip	3
7	82-9760	Harness - Wiring Gauges	1
8	3290-378	Tie - Cable	12
9	82-9790	Harness - Wiring Valve	1
10	82-9810	Harness - Wiring Traction Control Switches	1
12	82-9940	Harness - Wire Horn	1

Ref. No.	Part No.	Description	No. Used
14	82-9800	Harness - Wire Speedometer	1
15	58-3850	Cable - Neg. Battery	1
16	58-3840	Cable - Pos. Battery	1
17	92-5685	Harness - Wiring Main	1
18	82-9750	Jumper Assembly	1
21	2412-131	Clamp-R	3
24	86-6400	Diode	1
25	2412-74	Clamp-R	1
26	37-2690	Capacitor	1
27	38-2860	Resistor - 5 Ohm	1
28	58-6860	Connector	1



T-0174

## REEL MOTOR ASSEMBLY NO. 66-5700

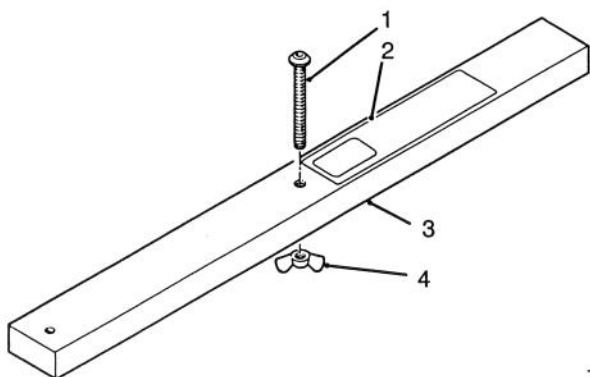
Ref. No.	Part No.	Description	No. Used
1	66-5720	Housing/Bushings Assembly	1
2	66-5750	Gear - Idler	1
3	66-5760	Gear - Drive	1
4	47-2380	Key	1
5	59-8420	O-Ring	2
6	66-5740	Body	1
7	42-2010	Pin - Dowel	2
8	66-5730	Plate & Bushings Assembly (Front)	1
9	66-5770	Screw - Cap Soc. Hd.	8

Ref. No.	Part No.	Description	No. Used
10	3246-17	Screw - Set	2
11	47-7150	Pulley - Drive	1
12	59-8320	Ring - Retaining	1
13	66-5710	Seal - Shaft	1
14	60-5890	Washer - Backup	1
*	66-5700	Reel Motor Assembly (Incl. Ref. #1-9, 12-14)	1
*	66-5690	Kit - Seal Repair (Incl. Ref. #5, 12-14)	1

\*Not Illustrated

# SPECIAL TOOLS

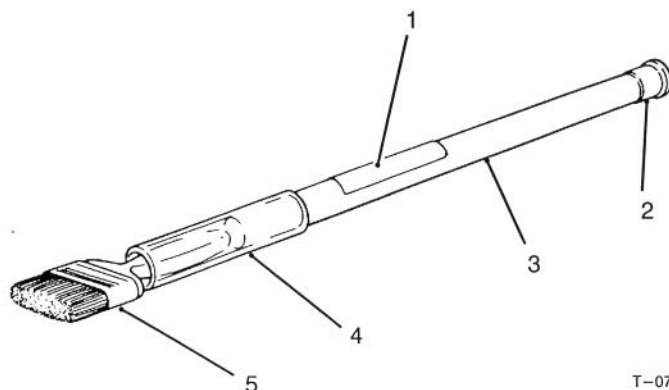
## GAUGE BAR ASSEMBLY NO. 59-7900



T-0191

Ref. No.	Part No.	Description	No. Used
1	32122-54	Screw - Mach. Slot. Hd.	1
2	59-7930	Decal	1
3		Bar	1
4	32103-3	Nut - Wing	1

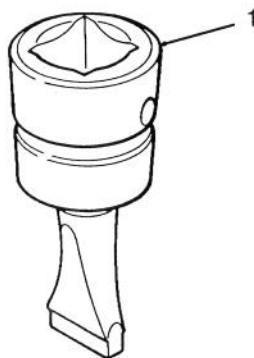
## BACKLAPPING BRUSH ASSEMBLY NO. \*TOR299100



T-0731

Ref. No.	Part No.	Description	No. Used
1	12-9140	Decal	1
2	2410-18	Plug	1
3	29-9080	Handle	1
4	29-9090	Hose - Handle	1
5	36-4310	Brush	1

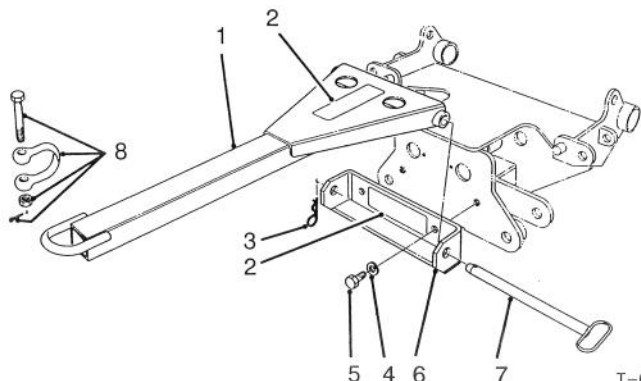
## BEDKNIFE SCREW TOOL NO. \*TOR510880



T-0729

Ref. No.	Part No.	Description	No. Used
1	51-0880	Tool - Bedknife Screw	1

## TOW BAR ASSEMBLY NO. 58-7020



T-0190

Ref. No.	Part No.	Description	No. Used
1	12-7579	Tow Bar (Incl. Ref. #2)	1
2	63-4380	Decal - Instruction	2
3	60-4150	Pin - Retaining	1
4	48-8070	Washer - Lock	2
5	48-7830	Screw - Cap Hex. Hd.	2
6	12-7589	Tow Bar Bracket Assy. (Incl. Ref. #2)	1
7	60-4120	Pin - Tow Bar	1
8	60-4480	Shackle Assembly	1

\*Obtain these items directly from OTC 2013 4th St. Owatonna, MN. 55060 1-800-533-0492  
(in Minnesota and Canada 1-507-455-7050) Fax. 507-455-7011.

# TORO PART NUMBER INDEX

Part No.	Description	Pg. No.	Ref. No.	Qty.	Part No.	Description	Pg. No.	Ref. No.	Qty.
3-2858	Disc - Friction	1	9	1	47-7150	Pulley - Drive	64	11	1
3-7877	Grip	2	49	1	48-3250	Mount - Rubber	34	1	4
12-7579	Tow Bar	65	1	1	48-3280	Bumper	26	16	2
12-7589	Tow Bar Bracket Assy.	65	6	1	48-3380	Leg - Support	34	5	2
12-9140	Decal	65	1	1	48-4480	Strap - Tie	56	41	3
14-2679	Electrical Panel Assembly	5	*	1	48-4590	Horn	4	15	1
23-1840	Bushing	28	5	2	48-6260	Coupling - Spring Center	34	16	1
23-7270	Nut - Lug	31	13	10	48-6640	Bushing - Flange	23	13	2
25-8640	Screw	9	8	1	48-6640	Bushing - Flange	31	33	2
25-9090	Swivel	9	9	1	48-6660	Washer - Thrust	31	34	2
26-4840	Spacer	15	32	4	48-6780	Spring	21	5	2
27-2360	Key Switch Assembly	8	18	1	48-6790	Bushing - Flanged	1	6	4
27-7100	Air Cleaner Assembly	18	32	1	48-6900	Screw	20	38	4
27-7100	Air Filter Assembly	19	*	1	48-6900	Screw - Hex Hd.	21	32	6
27-7110	Element Assembly	19	8	1	48-6900	Screw - Self-Tap	7	22	4
27-7120	Nut	19	3	1	48-6940	Spring	9	28	1
27-7130	Clamp Assembly	19	4	1	48-6940	Spring	2	39	1
27-7140	Baffle	19	2	1	48-7080	Cap	21	19	3
27-7150	Cup Assembly	19	1	1	48-7100	Dampener	1	19	1
27-7160	Decal - Instruction	18	31	1	48-7120	Element - Suction	7	50	1
27-7160	Decal - Instructions	19	14	1	48-7430	Pre-Cleaner Assembly	19	*	1
27-7170	Band - Mounting	18	30	2	48-7430	Pre-Cleaner Assembly	18	33	1
27-7170	Band Assembly	19	7	2	48-7570	Bolt	34	10	2
27-7220	Soap - Air Cleaner	19	*	1	48-7610	Screw - Cap Hex. Hd.	4	17	2
29-1060	Bracket	28	29	2	48-7620	Bolt	7	12	10
29-1070	Lever Assembly	28	34	2	48-7620	Bolt	10	47	2
29-1080	Pad	28	39	4	48-7620	Bolt - Flange, Hex. Hd.	3	7	3
29-6163	Switch	1	26	2	48-7620	Screw - Cap Hex. Hd.	42	16	2
29-9080	Handle	65	3	1	48-7630	Screw	20	29	1
29-9090	Hose - Handle	65	4	1	48-7630	Screw - Cap Hex. Hd.	42	15	2
33-1260	Cover Assembly	19	12	1	48-7640	Screw - Cap Hex. Hd.	56	4	4
33-1270	Bowl	19	11	1	48-7640	Screw - Cap Hex. Hd.	58	37	5
33-3720	Washer	29	12	1	48-7680	Bolt - H.H.	60	43	1
33-4970	Check Valve Assembly	53	8	2	48-7680	Screw - Cap Hex Hd.	21	36	1
33-4990	Poppet	53	42	1	48-7680	Screw - Cap Hex. Hd.	18	17	2
36-4310	Brush	65	5	1	48-7690	Screw - Cap Hex. Hd.	56	21	1
37-2690	Capacitor	63	26	1	48-7700	Bolt	9	1	2
37-7600	Rectifier	5	8	4	48-7700	Bolt	26	19	4
38-2860	Resistor - 5 Ohm	63	27	1	48-7730	Screw - Cap Hex. Hd.	15	33	4
39-2080	Tow Valve Assembly	53	4	1	48-7740	Bolt	1	18	3
39-2130	Retainer - Spring	53	44	1	48-7780	Bolt	34	6	6
39-2140	Spring	53	43	2	48-7830	Bolt	34	4	8
42-1220	O-Ring	12	7	1	48-7830	Screw - Cap Hex. Hd.	65	5	2
42-2010	Pin - Dowel	64	7	2	48-7880	Nut	48	12	1
42-2720	Seal - Shaft	53	16	1	48-7880	Nut - Hex.	9	34	2
42-3120	O-Ring	52	16	2	48-7890	Nut	7	44	10
42-3140	Screw - Cap Hex. Hd.	52	11	8	48-7890	Nut - Hex	56	49	1
43-4000	Breaker - Circuit, 40 Amp.	8	25	1	48-7890	Nut - Hex.	20	31	1
43-4001	Breaker - Circuit, 10 Amp.	8	20	1	48-7890	Nut - Hex.	11	51	1
43-5930	Washer - Lock	56	5	5	48-7930	Nut - Hex.	1	7	7
43-5930	Washer - Lock	7	13	12	48-7930	Nut - Hex.	26	9	2
43-5930	Washer - Lock	42	14	4	48-7930	Nut - Hex.	34	13	3
43-5930	Washer - Lock	58	17	6	48-7930	Nut - Hex.	1	15	3
43-5930	Washer - Lock	4	18	2	48-7930	Nut - Hex.	9	16	4
43-5930	Washer - Lock	20	32	1	48-7930	Nut - Hex.	15	27	10
43-5930	Washer - Lock	10	46	4	48-7960	Nut - Hex.	34	9	2
43-6280	Button - Push	5	3	2	48-8000	Washer - Lock	9	35	2
43-6280	Button - Push	8	10	2	48-8000	Washer - Spring	48	11	1
43-6290	Switch	5	11	2	48-8010	Washer	56	6	3
43-6420	Bezel	8	12	2	48-8010	Washer	4	16	2
43-6420	Bezel - Locking	5	4	2	48-8010	Washer	10	17	4
46-0670	Screw	15	15	6	48-8010	Washer	58	18	2
46-6550	Elbow	20	5	1	48-8010	Washer	21	33	2
46-6560	Grommet	20	4	3	48-8020	Washer - Lock	56	22	1
47-2380	Key	64	4	1	48-8030	Washer	9	19	6
47-2550	Grip - Handle	18	16	2	48-8030	Washer	15	29	6
47-6990	Nut - Hex.	4	2	1	48-8030	Washer	2	43	6
47-7010	Bushing	22	5	2	48-8030	Washer - Flat	17	42	6
47-7030	Bushing - Rubber	1	13	1	48-8070	Washer - Lock	34	3	12

\*Not Illustrated

# TORO PART NUMBER INDEX (Cont.)

3315-871

Part No.	Description	Pg. Ref.			Part No.	Description	Pg. Ref.		
		No.	No.	Qty.			No.	No.	Qty.
48-8070	Washer - Lock	65	4	2	51-5280	Cap	40	33	8
48-8540	Lever	21	28	2	51-5290	Keeper - Valve	40	32	16
48-8830	Pin - Roll	21	26	1	51-5310	Seal - Valve Stem	40	41	8
48-8850	Washer - Bevel	21	27	3	51-5320	Spring - Valve	40	17	8
48-9460	Bolt	34	11	1	51-5330	Valve - Exhaust	40	19	4
48-9460	Screw - Cap Hex. Hd.	17	40	6	51-5340	Valve - Inlet	40	18	4
48-9470	Bolt	34	2	7	51-5350	Cap - Oil Fill	39	6	1
48-9470	Bolt	25	4	2	51-5360	Nut - Cap	39	7	4
48-9470	Bolt	21	9	2	51-5370	Gasket	39	8	4
48-9470	Screw - Cap Hex. Hd.	15	20	2	51-5380	Rocker Cover Assembly	39	9	1
48-9480	Bolt	34	23	1	51-5390	Washer - Sealing	39	15	1
48-9490	Bolt	25	11	1	51-5400	Connector	39	16	1
48-9510	Nut - Hex.	1	14	1	51-5410	Cover	39	5	1
48-9510	Nut - Lock	17	37	2	51-5420	Gasket - Rocker Cover	39	11	1
48-9520	Nut - Lock	25	8	2	51-5430	Pushrod	40	40	8
48-9530	Nut - Hex.	26	10	2	51-5450	Camshaft	40	35	1
48-9540	Nut	25	30	1	51-5460	Key - Woodruff	38	1	2
48-9570	Washer - Lock	9	2	2	51-5460	Key - Woodruff	40	38	1
48-9570	Washer - Lock	1	8	15	51-5470	Plate - Thrust	40	36	1
48-9570	Washer - Lock	26	8	4	51-5500	Bushing - Camshaft No. 1	35	2	1
48-9570	Washer - Lock	34	12	2	51-5510	Bushing - Camshaft No. 2	35	3	1
48-9570	Washer - Lock	15	28	10	51-5520	Bushing - Camshaft No. 3	35	4	1
48-9570	Washer - Lock	21	35	1	51-5530	Cap - Sealing	35	6	2
48-9570	Washer - Lock	17	41	6	51-5530	Cap - Sealing	39	12	6
48-9570	Washer - Lock	60	42	1	51-5540	Pin - Dowel, Gear Case	35	7	2
48-9580	Washer	15	5	2	51-5560	Pipe - Oil	35	15	1
48-9580	Washer	34	26	1	51-5580	Hanger	35	9	2
48-9580	Washer	25	35	2	51-5590	Cap - Sealing	35	21	3
48-9590	Washer - Lock	34	7	16	51-5600	Cap - Sealing	35	11	3
48-9590	Washer - Lock	15	21	2	51-5610	Pin - Dowel	35	20	8
48-9600	Washer	25	29	1	51-5640	Idler Gear Shaft Assembly	35	33	1
49-0170	Kit - Seal	6	*	1	51-5650	Pin - Spring	35	34	1
49-2280	Decal - Diesel Fuel	17	11	1	51-5660	Plug - Expansion	35	22	1
49-2500	Element - Filter	41	5	1	51-5670	Cap - Sealing	35	12	2
49-2520	Belt	48	17	1	51-5690	Cap	35	8	1
49-2640	Seal - Shaft	52	12	1	51-5730	Gasket	35	1	1
49-2660	Front Plate Assembly	52	15	1	51-5770	Bearing Set Std.	35	30	1
49-2670	Plate - Wear	52	20	1	51-5820	Gasket	36	22	1
49-2680	O-Ring - Molded	52	17	1	51-5840	Washer - Sealing	36	29	1
49-2690	Gasket - Backup	52	19	1	51-5850	Cover	36	27	1
49-2700	Seal - Bearing	52	18	1	51-5860	Gasket	36	26	1
51-0880	Tool - Bedknife Screw	65	1	1	51-5870	Seal	36	25	1
51-2060	Washer	21	23	8	51-5900	Case - Seal, Oil	38	14	1
51-2070	Nut	21	21	3	51-5910	O-Ring	38	15	1
51-4910	Bolt	37	36	2	51-5940	Housing - Flywheel	38	21	1
51-4920	Bolt	37	37	1	51-5950	Stud	48	22	2
51-4930	Bolt	37	38	1	51-5970	Nut	48	15	2
51-4940	Cap - Sealing	39	13	10	51-6010	Cover	38	7	1
51-4970	Insert - Valve Seat, Exhaust	39	27	4	51-6020	Gasket	38	8	1
51-4980	Insert - Valve Seat, Inlet	39	28	4	51-6030	Plug	38	23	1
51-5030	Bolt - Cylinder Head	39	2	5	51-6100	Gasket - Housing, Flywheel	38	22	1
51-5040	Bolt - Cylinder Head	39	3	10	51-6180	Pin - Piston	39	22	4
51-5050	Connector - Fitting	39	4	1	51-6190	Ring - Snap	39	18	8
51-5080	Rocker Shaft Assembly	40	7	2	51-6200	Connecting Rod Assembly	39	20	4
51-5090	Plug - Expansion	40	6	2	51-6210	Bushing	39	23	4
51-5100	Spring - Rocker Shaft	40	8	2	51-6220	Bolt	39	21	8
51-5110	Rocker Assembly	40	16	4	51-6230	Nut	39	26	8
51-5120	Bushing - Rocker	40	13	8	51-6240	Bearing - Connecting Rod	39	24	8
51-5130	Screw - Adjusting	40	1	8	51-6270	Washer	38	3	1
51-5150	Bracket - Rocker Shaft	40	15	4	51-6300	Pin - Dowel	38	20	2
51-5160	Washer	36	5	2	51-6310	Pulley - Crankshaft	38	4	1
51-5160	Washer - Flat	40	34	9	51-6320	Plate - Baffle	38	28	1
51-5190	Bolt	40	5	4	51-6330	Plate - Thrust	38	27	1
51-5200	Rocker Assembly	40	14	4	51-6340	Flywheel Assembly	38	18	1
51-5210	Nut - Jam	40	2	8	51-6350	Gear - Ring	38	19	1
51-5240	Seal - O-Ring	40	10	2	51-6360	Washer - Lock	38	17	2
51-5250	Pipe - Oil	40	9	1	51-6370	Bolt - Seal	38	16	4
51-5260	Ring - Snap	40	11	4	51-6390	Washer	36	20	1
51-5270	Washer	40	12	4	51-6390	Washer - Spring	48	2	4

\*Not Illustrated

# TORO PART NUMBER INDEX (Cont.)

Part No.	Description	Pg. Ref. No. No. Qty.	Part No.	Description	Pg. Ref. No. No. Qty.
51-6390	Washer - Spring	38 9 7	51-7640	Lever Assembly	49 7 1
51-6390	Washer - Spring	37 35 4	51-7650	Spring Assembly	49 8 1
51-6400	Plate - Thrust	36 19 1	51-7660	Center Bracket Assembly	49 9 1
51-6410	Gear - Camshaft	36 8 1	51-7670	Solenoid	49 10 1
51-6450	Gear - Crankshaft	36 17 1	51-7680	Armature Assembly	49 12 1
51-6480	Cover	35 18 1	51-7690	Bearing	49 11 1
51-6490	Gasket	35 19 1	51-7700	Bearing	49 13 1
51-6500	Gasket - Intake Manifold	42 9 2	51-7710	Bolt Set	49 14 1
51-6540	Manifold - Inlet	42 21 1	51-7720	Clutch Shaft Assembly	49 * 1
51-6550	Gasket - Intake Pipe	42 20 1	51-7730	Pinion Gear Assembly	49 2 1
51-6600	Clamp	42 6 2	51-7740	Retaining Ring Assembly	49 1 1
51-6620	Manifold - Exhaust	42 4 1	51-7750	Gear Assembly	49 * 1
51-6630	Gasket - Exhaust Pipe	42 3 1	51-7760	Shaft Assembly	49 23 1
51-6660	Gasket - Exhaust Manifold	42 5 1	51-7770	Gear - Pinion	49 22 1
51-6670	Oil Pump Assembly	40 22 1	51-7780	Cover Set	49 21 1
51-6680	Gear - Pump Drive	40 20 1	51-7790	Packing	49 20 2
51-6690	Pin	40 21 1	51-7800	Yoke Assembly	49 19 1
51-6700	Oil Pump Rotor Assembly	40 * 1	51-7810	Brush Holder Assembly	49 17 1
51-6720	Cover - Oil Pump Case	40 26 1	51-7820	Spring - Brush	49 18 4
51-6750	Strainer - Oil	40 30 1	51-7830	Cover - Rear	49 16 1
51-6760	Gasket	40 27 1	51-7840	Ring - Rubber	49 15 2
51-6800	Oil Filter Assembly	41 4 1	51-7850	Nut Assembly	50 1 1
51-6820	Washer - Gasket	41 7 1	51-7870	Screw - Set	50 4 1
51-6830	Relief Valve Assembly	41 8 1	51-7890	Screw - Set	50 5 1
51-6870	Gasket	41 6 1	51-7910	Rotor Assembly	50 10 1
51-6880	Bolt - Joint	41 1 2	51-7920	Bearing	50 11 1
51-6890	Gasket	41 2 4	51-7930	Stator	50 18 1
51-6890	Gasket	39 32 1	51-7950	Terminal Assembly	50 17 1
51-6900	Pipe - Oil	41 3 1	51-7960	Regulator Assembly	50 16 1
51-6910	Nut - Jam	37 5 1	51-7970	Brush	50 15 2
51-6920	Washer - Spring	37 6 1	51-7980	Spring - Return	50 14 2
51-6930	Spacer - Water Pump	37 8 2	51-8100	Bearing Set 0.25mm U.S.	35 * 1
51-6940	Ring - Retaining	37 9 1	51-8110	Bearing Set 0.50mm U.S.	35 * 1
51-6950	Bearing - Ball	37 10 1	51-8120	Bearing Set 0.75mm U.S.	35 * 1
51-6960	Key - Woodruff	37 11 1	51-8190	Bearing - Connecting Rod	39 * 8
51-6980	Bearing - Ball	37 13 1	51-8200	Bearing - Connecting Rod	39 * 8
51-7010	Gasket	37 16 1	51-8210	Bearing - Connecting Rod	39 * 8
51-7020	Fitting - Grease	37 15 1	51-8240	Water Pump Assembly	37 14 1
51-7030	Seal Unit	37 18 1	51-8250	Alternator	48 3 1
51-7050	Cover	37 20 1	51-8260	Switch - Indicator,	35 13 1
51-7080	Gasket	37 34 1	51-8270	Washer - Sealing	35 23 1
51-7130	Pulley - Water Pump	37 7 1	51-8280	Bolt	35 24 1
51-7160	Elbow Assembly	37 40 1	51-8310	Bolt	36 12 1
51-7170	Pipe	42 8 1	51-8390	Shim - 1.05mm	43 * A/R
51-7170	Pipe	37 30 1	51-8400	Shim - 1.10mm	43 * A/R
51-7190	Hose - By-Pass	37 32 1	51-8410	Shim - 1.15mm	43 * A/R
51-7190	Hose - Rubber	42 7 1	51-8420	Shim - 1.20mm	43 * A/R
51-7200	Clamp - Hose	37 31 2	51-8430	Shim - 1.25mm	43 * A/R
51-7210	Gasket	37 25 2	51-8440	Shim - 1.30mm	43 * A/R
51-7220	Gasket	37 24 1	51-8450	Shim - 1.35mm	43 * A/R
51-7230	Thermostat	37 23 1	51-8460	Shim - 1.40mm	43 * A/R
51-7250	Washer	43 3 2	51-8470	Shim - 1.45mm	43 * A/R
51-7250	Washer	35 5 5	51-8480	Shim - 1.50mm	43 * A/R
51-7250	Washer - Spring	36 2 17	51-8490	Shim - 1.55mm	43 * A/R
51-7250	Washer - Spring	42 2 12	51-8500	Shim - 1.60mm	43 * A/R
51-7250	Washer - Spring	40 3 11	51-8510	Shim - 1.65mm	43 * A/R
51-7250	Washer - Spring	38 6 2	51-8520	Shim - 1.70mm	43 *12 A/R
51-7250	Washer - Spring	48 6 1	51-8530	Shim - 1.75mm	43 * A/R
51-7250	Washer - Spring	41 13 19	51-8540	Shim - 1.80mm	43 * A/R
51-7250	Washer - Spring	44 33 3	51-8550	Shim - 1.85mm	43 * A/R
51-7400	Washer - Spring	38 11 8	51-8560	Shim - 1.90mm	43 * A/R
51-7400	Washer - Spring	43 24 2	51-8570	Shim - 1.95mm	43 * A/R
51-7400	Washer - Spring	40 28 4	51-8580	Plate - Adjusting	48 4 1
51-7490	Shim - 1.0mm	43 12 A/R	51-8590	Washer - Flat	48 5 1
51-7590	Motor - Starter	48 16 1	51-8600	Bracket - Alternator	48 8 1
51-7600	Screw - Set	49 4 1	51-8610	Washer - Spring	48 18 2
51-7610	Packing	49 5 2	51-8620	Bolt	48 19 1
51-7620	Front Cover Assembly	49 6 1	51-8630	Bolt	48 20 1
51-7630	Seal - Oil	49 24 1	51-8640	Bolt	48 1 2

\*Not Illustrated

# TORO PART NUMBER INDEX (Cont.) 3315-871

Part No.	Description	Pg. Ref. No. No. Qty.	Part No.	Description	Pg. Ref. No. No. Qty.
51-8650	Plate - Connection	48 9 1	58-4460	Clevis	10 20 1
51-8660	Plug - Glow	48 13 4	58-4710	Tube Assembly	56 48 1
52-6180	Washer	25 6 A/R	58-4710	Tube Assembly	57 48 1
52-6430	Washer	9 36 2	58-4750	Tube Assembly	58 5 1
52-6430	Washer	11 54 6	58-4750	Tube Assembly	59 5 1
52-9230	Ring - Retaining	6 2 1	58-4760	Tube Assembly	58 31 1
52-9240	Bushing - Seal Gland	6 3 1	58-4760	Tube Assembly	59 31 1
52-9250	Kit - Bearing, Needle	6 * 1	58-4780	Tube Assembly	58 9 1
52-9260	Screw - Set	6 28 1	58-4780	Tube Assembly	59 9 1
52-9270	Seat - Check Ball	6 26 1	58-4790	Tube Assembly	56 25 1
52-9280	Ball - Check	6 24 1	58-4790	Tube Assembly	57 25 1
52-9290	Retainer - Ball, Check	6 23 1	58-4850	Tube Assembly	58 20 1
52-9590	Latch	20 27 4	58-4850	Tube Assembly	59 20 1
53-5940	Bolt	26 44 1	58-4860	Tube Assembly	56 27 1
53-6070	Brake - Parking	9 3 1	58-4860	Tube Assembly	57 27 1
55-4330	Arm Rest - L.H.	16 14 1	58-4870	Tube Assembly	58 34 1
55-4331	Arm Rest - R.H.	16 * 1	58-4870	Tube Assembly	59 34 1
56-3850	Screw - Mach. Hex. Hd.	16 13 4	58-4880	Tube Assembly	58 32 1
56-3880	Washer	16 31 2	58-4880	Tube Assembly	59 32 1
56-3890	Nut	16 30 1	58-4950	Tube Assembly	60 31 1
56-3940	Washer	16 40 1	58-4950	Tube Assembly	61 31 1
56-4150	Grip - Handle	16 6 1	58-4960	Tube Assembly	60 8 1
56-4170	Clevis - Threaded	16 29 1	58-4960	Tube Assembly	61 8 1
58-0070	Disc - Brake	28 9 1	58-4970	Tube Assembly	60 9 1
58-0110	Bracket	28 32 2	58-4970	Tube Assembly	61 9 1
58-0400	Shroud - Front	2 45 1	58-4980	Tube Assembly	60 35 1
58-0500	Cover	4 19 1	58-4980	Tube Assembly	61 35 1
58-0660	Foot - Front	34 8 1	58-4990	Tube Assembly	60 29 1
58-0800	Lever - Neutral Lock	2 36 1	58-4990	Tube Assembly	61 29 1
58-0980	Fender - LH	7 25 1	58-5000	Tube Assembly	60 13 1
58-1480	Pin - Cotter	10 22 8	58-5000	Tube Assembly	61 13 1
58-1510	Shaft	10 34 1	58-5020	Tube Assembly	60 14 1
58-1520	Pin - Pivot	10 6 1	58-5020	Tube Assembly	61 14 1
58-1530	Coupling	11 53 1	58-5030	Tube Assembly	60 34 1
58-1540	Spacer	11 59 4	58-5030	Tube Assembly	61 34 1
58-1560	Link	10 50 6	58-5040	Tube Assembly	61 15 1
58-1570	Link	10 21 2	58-5040	Tube Assembly	60 15 1
58-1580	Seat Frame Assembly	15 30 1	58-5050	Tube Assembly	60 33 1
58-1640	Pin - Seat Pivot	15 25 1	58-5050	Tube Assembly	61 33 1
58-1650	Rod - Seat	15 9 1	58-5060	Tube Assembly	60 12 1
58-1750	Panel - Access	7 37 1	58-5060	Tube Assembly	61 12 1
58-1970	Hinge - LH	17 5 1	58-5070	Tube Assembly	60 30 1
58-1980	Hinge - RH	17 * 1	58-5070	Tube Assembly	61 30 1
58-2040	Indicator - Glow Plug	8 17 1	58-5100	Washer	1 22 2
58-2110	Housing - Thermostat	37 29 1	58-5100	Washer	34 27 2
58-2150	Manifold	10 40 1	58-5330	Spacer - Hinge	17 4 A/R
58-2170	Bar	9 17 1	58-5350	Spacer - Hinge	17 * A/R
58-2270	Rod Assembly	9 24 1	58-5380	Latch - Draw	17 22 2
58-2300	Link - Brake	28 37 4	58-5420	Cap - Radiator	18 9 1
58-2720	Pin - Cylinder Mount	22 14 2	58-5430	Motor - Wheel	28 12 2
58-2720	Pin - Pivot	26 40 3	58-5460	Valve - Shut-Off	26 2 2
58-2800	Bushing	21 1 4	58-5460	Valve - Shutoff	23 5 1
58-2810	Rod	21 3 2	58-5490	Valve - Flow Control	11 56 1
58-3570	Spring - Compression	26 46 2	58-5491	Valve - Flow Control	11 * 1
58-3590	Dowel	34 15 2	58-5520	Valve	10 28 1
58-3780	Spacer	28 28 8	58-5540	Cooler - Hydraulic Oil	18 11 1
58-3800	Lever	21 20 1	58-5570	Tire (Used on Model 03703)	31 * 2
58-3810	Pin - Clevis	10 49 3	58-5590	Rim (Used on Model 03703)	31 * 2
58-3830	Pin - Clevis	10 16 5	58-5600	Tire (Model 03703)	28 * 2
58-3840	Cable - Pos. Battery	63 16 1	58-5610	Rim	28 24 2
58-3850	Cable - Neg. Battery	63 15 1	58-5620	Tube - Inner	28 25 2
58-3880	Clamp	56 9 3	58-5650	Pump - Gear	51 28 1
58-3880	Clamp - Tube	58 15 5	58-5660	Pump - Piston	51 26 1
58-3910	Pin - Hinge	17 9 2	58-5690	Tube Assembly	56 14 2
58-3930	Bushing - Flange	17 3 2	58-5690	Tube Assembly	57 14 2
58-4310	Ring	1 21 2	58-5710	Hose Assembly	58 11 1
58-4380	Pin - Pivot	25 15 2	58-5710	Hose Assembly	59 11 1
58-4380	Pin - Pivot	26 26 3	58-5720	Hose Assembly	56 33 1
58-4450	Lever	10 18 1	58-5720	Hose Assembly	57 33 1

\*Not Illustrated

# TORO PART NUMBER INDEX (Cont.)

Part No.	Description	Pg. No.	Ref. No.	Qty.	Part No.	Description	Pg. No.	Ref. No.	Qty.
58-5730	Hose Assembly	60	10	1	58-6800	Filler Cap Assembly	15	*	1
58-5730	Hose Assembly	61	10	1	58-6820	Gasket	15	17	2
58-5740	Hose Assembly	60	27	1	58-6860	Connector	63	28	1
58-5740	Hose Assembly	61	27	1	58-6940	Decal - Coolant Only	17	1	1
58-5750	Hose Assembly	60	18	1	58-7030	Cable - Brake	9	13	1
58-5750	Hose Assembly	61	18	1	58-7070	Spacer	17	23	2
58-5760	Hose Assembly	60	39	1	58-7190	Spring	10	12	1
58-5760	Hose Assembly	61	39	1	58-7270	Bar - Clamp	3	13	1
58-5780	Hose Assembly	60	16	4	58-7390	Foot Rest Assembly	3	4	1
58-5780	Hose Assembly	61	16	4	58-7730	Tube Assembly	58	7	1
58-5790	Hose Assembly	60	11	2	58-7730	Tube Assembly	59	7	1
58-5790	Hose Assembly	61	11	2	58-7740	Tube Assembly	60	38	1
58-5800	Hose Assembly	58	35	1	58-7740	Tube Assembly	61	38	1
58-5800	Hose Assembly	59	35	1	58-7750	Tube Assembly	56	38	1
58-5820	Hose Assembly	58	23	1	58-7750	Tube Assembly	57	38	1
58-5820	Hose Assembly	59	23	1	58-7760	Tube Assembly	56	40	1
58-5830	Hose Assembly	58	30	1	58-7760	Tube Assembly	57	40	1
58-5830	Hose Assembly	59	30	1	58-7770	Tube Assembly	56	39	1
58-5840	Hose Assembly	58	19	1	58-7770	Tube Assembly	57	39	1
58-5840	Hose Assembly	59	19	1	58-7780	Tube Assembly	56	37	1
58-5850	Hose Assembly	58	29	2	58-7780	Tube Assembly	57	37	1
58-5850	Hose Assembly	59	29	2	58-7800	Lever Pump	1	28	1
58-5860	Hose Assembly	56	1	2	58-9010	Block	1	24	1
58-5860	Hose Assembly	57	1	2	58-9160	Drain Plug Assembly	7	47	1
58-5870	Hose Assembly	56	34	1	58-9210	Cam	26	42	2
58-5870	Hose Assembly	57	34	1	58-9580	Foot Rest	1	1	1
58-5910	Decal - Tire Pressure	21	17	2	58-9630	Sleeve - Protector	26	48	2
58-5940	Sight Glass	7	21	1	58-9830	Plate - Seat	15	31	1
58-5960	Column - Steering	4	4	1	59-8120	O-Ring	12	33	1
58-6290	Poppet Assembly	13	33	3	59-6730	Race - Bearing	6	6	2
58-6310	Spacer	13	26	3	59-6740	Bearing - Needle, Thrust	6	7	1
58-6320	Wiper - Seal	13	38	3	59-6820	Kit - Centering Spring	6	10	1
58-6330	Seat Assembly	13	35	3	59-6830	Kit - Pin, Centering	6	19	1
58-6340	O-Ring	13	36	3	59-6860	Drive	6	14	1
58-6350	Plug Assembly	13	11	3	59-6870	Gerotor	6	15	1
58-6370	Washer - Backup	13	10	6	59-6890	Cap - End	6	16	1
58-6370	Washer - Backup	14	15	1	59-6900	Screw - Cap	6	18	7
58-6380	Assembly - Plug	13	30	3	59-7130	Knob	10	33	1
58-6400	Bushing	13	23	3	59-7140	Bumper	23	9	1
58-6410	Spring	13	31	3	59-7140	Bumper	26	47	2
58-6420	Assembly - Cap	13	28	3	59-7190	Sleeve - Protective	60	5	4
58-6440	Poppet	13	20	1	59-7200	Sleeve - Protective	60	32	1
58-6450	O-Ring	13	22	6	59-7220	Switch - Glow Plug	8	14	1
58-6460	Ring - Retaining	13	27	3	59-7240	Throttle Assembly	9	4	1
58-6470	Washer	13	16	A/R	59-7260	Sleeve - Protective	60	6	2
58-6480	Washer	13	17	A/R	59-7280	Foot Pad - Traction	3	1	1
58-6490	Washer	13	18	A/R	59-7290	Decal - Hyd. Fill	7	20	1
58-6510	Foot Pad - R.H.	3	2	1	59-7410	Fitting - Diagnostic	7	9	5
58-6520	Decal - Grease	21	16	3	59-7410	Fitting - Diagnostic	11	62	1
58-6520	Decal - Grease	22	21	1	59-7580	Nut	55	1	8
58-6520	Decal - Grease	32	48	2	59-7590	Washer - Lock	55	2	8
58-6530	Decal - Hydraulic Oil	15	23	1	59-7600	Plug Assembly	14	1	2
58-6540	Decal - Operator Warning	7	32	1	59-7610	O-Ring	14	2	2
58-6560	Panel - Side, Control	9	30	1	59-7640	O-Ring	14	5	1
58-6580	Fitting	7	11	5	59-7650	O-Ring	14	6	1
58-6620	Foot Pad - L.H.	3	8	1	59-7670	Metering Stem	14	8	1
58-6630	Foot Pad - Center	3	5	1	59-7680	Pin - Groove	14	9	1
58-6670	Hose Assembly	58	27	1	59-7690	Shim	14	10	A/R
58-6670	Hose Assembly	59	27	1	59-7700	Shim	14	11	A/R
58-6680	Panel - Test Ports	7	6	1	59-7710	Shim	14	12	A/R
58-6700	Washer	13	24	3	59-7720	Shim	14	13	A/R
58-6710	Plug Assembly	13	6	3	59-7740	Plug - Metering	14	16	1
58-6720	O-Ring	13	7	3	59-7750	Shim	14	17	A/R
58-6730	Spring	13	25	3	59-7760	Shim	14	18	A/R
58-6750	O-Ring	13	15	1	59-7770	Spring	14	19	1
58-6760	Spring	13	3	3	59-7780	O-Ring	24	7	2
58-6770	Detent Plunger	13	4	3	59-7780	O-Ring	14	14	1
58-6780	Plug Assembly	13	1	3	59-7780	O-Ring	12	32	1
58-6790	O-Ring	13	5	3	59-7810	Circlip	24	1	2

\*Not Illustrated

# TORO PART NUMBER INDEX (Cont.)

3315-871

Part No.	Description	Pg. Ref. No. No. Qty.	Part No.	Description	Pg. Ref. No. No. Qty.
59-7820	Washer	24 2 2	60-1130	Lever	1 10 1
59-7840	Spring	24 4 1	60-1240	Spring	21 6 2
59-7850	Wiper	24 5 2	60-1250	Hose Assembly	56 19 1
59-7860	Backup Washer	24 6 2	60-1250	Hose Assembly	57 19 1
59-7860	Washer - Backup	12 6 1	60-1250	Hose Assembly	60 41 2
59-7890	Seal Kit	24 * 1	60-1250	Hose Assembly	61 41 2
59-7910	Grommet	10 35 1	60-1280	Pin - Roll	26 27 3
59-7930	Decal	65 2 1	60-1280	Pin - Roll	25 14 2
59-7950	Switch - Cold Start	39 10 1	60-1340	Rod - Push RH	26 45 1
59-7960	Decal - Latch	3 6 1	60-1350	Rod - Push LH	26 * 1
59-7970	Stud	55 3 8	60-1360	Clamp	56 24 1
59-7990	Seal - Gland	55 5 2	60-1360	Clamp - Tube	58 36 3
59-8040	Spring	12 29 1	60-1630	Hose Assembly	58 25 1
59-8050	Spring - Detent	12 10 2	60-1630	Hose Assembly	59 25 1
59-8060	Plug - Detent	12 9 1	60-1640	Retainer - #5 Pivot Pin	26 * 1
59-8070	Washer - Lock	12 23 2	60-1740	Nut - Spring	28 36 4
59-8080	Washer - Deep	12 30 1	60-1750	Lever - R.H.	22 3 1
59-8100	Washer - Shallow	12 27 1	60-1780	Lever - L.H.	22 8 1
59-8140	O-Ring	12 3 1	60-1820	Shaft - Pivot	22 6 1
59-8150	Pawl - Detent	12 11 3	60-1900	Tube Assembly	56 8 1
59-8160	Plug	12 4 1	60-1900	Tube Assembly	57 8 1
59-8170	Washer - Wire	12 28 1	60-1990	Bushing - Flange	22 4 2
59-8180	Washer	12 31 1	60-2000	Pin - Dowel	22 2 6
59-8190	Wiper	12 34 1	60-2010	Sleeve - Protective	56 10 1
59-8230	Plug	12 16 1	60-2020	Shield - Heat	7 40 1
59-8250	Kit - Seal	12 * 1	60-2080	Clamp - Hose	60 25 1
59-8260	O-Ring	29 6 1	60-2080	Clamp - Hose	21 34 1
59-8270	Back Plate Assembly	29 5 1	60-2110	Pin - Roll	1 5 5
59-8280	Screw - Cap Hex. Hd.	29 2 3	60-2110	Pin - Roll	21 25 8
59-8290	Screw - Cap Hex. Hd.	29 1 3	60-2110	Pin - Spirol	10 36 2
59-8300	Housing Assembly	29 17 1	60-2140	Spring	9 23 2
59-8320	Ring - Retaining	64 12 1	60-2160	Wire - Retaining	15 3 1
59-8340	Rotating Assembly	29 19 1	60-2170	Screw - Pan Hd.	8 21 2
59-8350	Camplate Assembly	29 18 1	60-2180	Fitting - Tee	58 22 1
59-8360	Shaft - Drive	29 10 1	60-2780	Tube - Drain	44 38 1
59-8370	Seal - Shaft	29 11 1	60-3060	Washer	46 2 8
59-8380	Key	29 8 1	60-3060	Washer	45 12 1
59-8390	Kit - Seal Repair	29 * 1	60-3070	Valve - Pressure	46 1 1
59-8420	O-Ring	64 5 2	60-3090	Banjo	46 3 4
59-8440	Decal - Warning	18 10 1	60-3100	Valve - Pressure	46 9 1
59-8470	Retainer - Seal	55 6 2	60-3110	Washer	46 10 1
59-8500	Drive Gear - Spline	55 10 1	60-3120	Nut	46 7 4
59-8540	Coupling	55 14 1	60-3130	Plate - Clamping	46 8 1
59-8550	O-Ring	51 10 1	60-3140	Spring	46 12 1
59-8570	Seal - Shaft	55 17 1	60-3140	Spring	45 15 1
59-8580	Ring - Retaining	55 18 1	60-3150	Ring - Sealing	46 13 1
59-8590	Seal - Shaft	55 9 1	60-3150	Sealing Ring	45 14 1
59-8600	Driven Gear	55 11 1	60-3160	Solenoid	46 11 1
60-0050	Spring	15 24 1	60-3160	Solenoid	45 13 1
60-0080	Bushing - Flanged	26 43 2	60-3250	Washer - Rubber	25 7 1
60-0090	Pin - #1 Lift Arm Pivot	26 17 1	60-3260	Screw	4 10 1
60-0090	Pin - Lift Arm, Pivot	22 17 2	60-3340	Hose Assembly	60 36 1
60-0100	Pin - #4 & 5 Lift Arm Pivot	26 21 2	60-3340	Hose Assembly	61 36 1
60-0160	Pin - Roller Rear	21 24 2	60-3380	Bearing	29 16 1
60-0190	Retainer	22 20 1	60-3520	O-Ring	51 27 1
60-0190	Retainer - #1 & 4 Pivot Pin	26 18 1	60-3530	Bolt	51 33 2
60-0300	Rod	23 11 1	60-3540	Washer	51 32 2
60-0440	A-Frame	25 10 1	60-3590	Bearing	29 7 1
60-0550	Bushing	10 23 1	60-3610	Ring - Snap	27 6 1
60-0600	Bracket	2 47 1	60-3620	Seal	27 5 1
60-0670	Spring - Compression	22 11 2	60-3630	Wiper	27 4 1
60-0730	Bracket - Lock, Neutral	2 35 1	60-3650	Washer	27 2 1
60-0760	Clevis	2 42 1	60-3660	Screw - Bleed	27 1 1
60-0790	Grommet	4 27 1	60-3670	Pin - Roll	31 41 1
60-0930	Clip	18 5 2	60-3680	Hose - Overflow	18 6 1
60-0930	Clip	63 5 3	60-3720	Pin - Roll	21 2 2
60-1010	Lug - Angle	34 22 1	60-3780	Kit - Seal	13 * 1
60-1050	Bracket	26 15 2	60-3800	Coupling	30 1 1
60-1110	Bushing	2 48 2	60-3810	Shaft - Input	30 2 1

\*Not Illustrated

# TORO PART NUMBER INDEX (Cont.)

Part No.	Description	Pg. No.	Ref. No.	Qty.	Part No.	Description	Pg. No.	Ref. No.	Qty.
60-3820	Spindle	30	3	1	60-5800	Seat	52	31	1
60-3830	Seal - Oil	30	4	1	60-5810	Plug - Seat	52	29	1
60-3840	Cone - Bearing	30	5	1	60-5820	Spring	52	9	1
60-3850	Cup - Bearing	30	6	2	60-5830	Washer	52	25	A/R
60-3860	Bolt - Wheel	30	7	9	60-5840	Washer	52	26	A/R
60-3870	Hub	30	8	1	60-5850	Washer	52	27	A/R
60-3880	Cone - Bearing	30	9	1	60-5860	Plug	52	1	1
60-3890	Bolt - Hex. Hd.	30	10	6	60-5870	Plug Assembly	52	28	1
60-3900	Gear - Ring	30	24	1	60-5880	O-Ring	52	24	1
60-3910	Washer - Flat	30	11	6	60-5890	Washer	52	13	1
60-3930	Ring - Retaining	30	29	1	60-5890	Washer - Backup	64	14	1
60-3940	Washer	30	26	2	60-5900	Kit - Seal Repair	52	*	1
60-3950	Spring - Disengage	30	27	1	60-5910	Kit - Repair, Back Plate	52	*	1
60-3960	Primary Carrier Assembly	30	15	1	60-5950	Washer - Backup	14	7	1
60-3970	Gear - Primary Sun	30	13	1	60-5950	Washer - Backup	54	46	2
60-3980	Washer - Thrust	30	12	1	60-5980	O-Ring	53	33	2
60-3990	Washer - Thrust	30	23	1	60-5990	Race - Inner	53	20	1
60-4000	Secondary Carrier Assembly	30	20	1	60-6000	Housing Assembly	53	19	1
60-4010	Plunger - Disengage	30	22	1	60-6010	Cover - Trunion	53	23	1
60-4020	O-Ring	30	21	1	60-6020	Camplate	53	14	1
60-4030	Bolt - Hex Hd.	30	17	8	60-6030	Rotating Kit Assembly	53	12	1
60-4040	Plug - Pipe	30	16	1	60-6040	Back Plate Assembly	53	9	1
60-4050	Cover - Large	30	19	1	60-6050	Bearing	54	48	1
60-4060	Cover - Disengage	30	18	1	60-6060	Cartridge	53	37	1
60-4070	Bolt - Hex. Hd.	30	14	2	60-6070	Poppet	53	40	1
60-4120	Pin - Tow Bar	65	7	1	60-6080	O-Ring	53	38	1
60-4150	Pin - Retaining	65	3	1	60-6090	Spring	53	39	1
60-4190	Grass Shield - L.H.	21	30	1	60-6110	Bearing - Needle	53	18	2
60-4200	Grass Shield - R.H.	21	31	1	60-6120	Cover - Seal	53	15	1
60-4480	Shackle Assembly	65	8	1	60-6130	Gasket - Housing	53	10	1
60-4540	Bolt	34	14	1	60-6140	Shaft - Drive	53	31	1
60-4550	Switch - Micro	12	19	1	60-6150	Bearing	54	47	1
60-5000	Bracket	43	1	1	60-6160	Race - Thrust	53	29	2
60-5010	Fuel Filter Assembly	43	2	1	60-6170	Bearing - Needle, Thrust	53	30	1
60-5020	Clip	43	27	4	60-6180	O-Ring	53	5	1
60-5030	Wrap - Spiral	43	5	2	60-6190	O-Ring	53	21	1
60-5040	Hose - Fuel Feed	44	37	1	60-6200	Charge Pump Adptr. Assy.	53	2	1
60-5070	Pipe - Fuel	44	30	1	60-6210	Cover - O-Ring	53	22	1
60-5090	Clamp - Lower	43	18	2	60-6220	Screw - Cap Hex. Hd.	53	36	2
60-5100	Injection Pump Assembly	44	31	1	60-6230	Screw - Cap Hex. Hd.	53	1	2
60-5150	Hose - Rubber	43	20	1	60-6240	Washer	53	27	1
60-5160	Clip	43	21	3	60-6250	Washer	53	17	2
60-5170	Connector	43	22	1	60-6260	Ring - Retaining	53	25	1
60-5180	Clip	43	26	1	60-6270	Ring - Retaining	53	28	2
60-5210	Clamp - Upper	43	23	2	60-6300	Seal - Shaft	53	26	1
60-5220	Nut	38	2	1	60-6310	Key	53	13	1
60-5330	Pulley Assembly	50	2	1	60-6320	Key	53	35	1
60-5340	Front Cover Assembly	50	7	1	60-6330	Screw	53	24	4
60-5350	Bearing	50	8	1	60-6340	Kit - Bleed-Off Valve	54	*	1
60-5430	O-Ring	48	14	1	60-6350	Gerotor Gear Assembly	53	7	1
60-5450	Plug - Air	47	3	1	60-6360	Kit - Charge Relief Spring	54	*	1
60-5470	Filter Element Assembly	47	4	1	60-6370	Pin - Dowel	53	11	2
60-5480	Sensor - Water	47	6	1	60-6400	Kit - Seal	54	*	1
60-5490	Kit - Drain Plug	47	8	1	60-6440	Eyelet	13	32	3
60-5580	Switch - Temperature	15	19	1	60-6450	Disc	13	2	A/R
60-5590	Switch - Temp.	37	21	1	60-6540	Bolt	1	25	1
60-5650	Sleeve - Protective	60	24	1	60-6650	Bolt	11	60	2
60-5660	Sleeve - Protective	60	26	1	60-6650	Screw - Cap Hex. Hd.	58	16	2
60-5690	Clip - Safety	10	5	3	60-6660	Nut - Hex	21	7	2
60-5700	Spring	1	23	2	60-6740	Washer	2	38	3
60-5710	Plug	52	6	1	60-6870	Bolt	21	18	3
60-5720	O-Ring	52	2	2	60-6870	Bolt	34	21	4
60-5720	O-Ring	13	9	6	60-6990	Washer	28	19	18
60-5730	Disc	52	8	A/R	60-6990	Washer	1	29	1
60-5740	Body Assembly	52	21	1	60-7040	Bolt	36	4	1
60-5760	Pin - Dowel	52	4	4	60-7040	Bolt	42	10	2
60-5770	Idler Gear Assembly	52	10	1	60-7050	Bolt	43	4	2
60-5780	Drive Gear Assembly	52	7	1	60-7050	Bolt	36	7	8
60-5790	Spring	52	23	1	60-7060	O-Ring	36	6	1

\*Not Illustrated

# TORO PART NUMBER INDEX (Cont.)

3315-871

Part No.	Description	Pg. Ref. No. No. Qty.	Part No.	Description	Pg. Ref. No. No. Qty.
60-7110	Bolt	38 5 2	63-4780	Valve - Relief	12 8 1
60-7110	Bolt	41 12 16	63-4800	Valve - Control	10 9 1
60-7110	Bolt	35 17 2	63-4820	Detent - Block	12 25 1
60-7110	Bolt	40 37 2	63-4830	Screw - Cap Hd.	12 22 2
60-7120	Nut	36 16 3	63-4840	Spool - Screw	12 26 1
60-7120	Nut	44 32 3	63-4850	Plunger	12 18 1
60-7150	Stud	36 13 3	63-4860	Circlip	12 14 1
60-7160	Rivet	36 24 2	63-7430	Gauge - Temperature	8 5 1
60-7170	Pointer	36 30 1	63-7590	Relay	5 10 1
60-7180	Bolt	36 28 1	63-7640	Sender - Fuel	20 8 1
60-7190	Gasket	44 35 1	63-8360	Key - Ignition	8 8 2
60-7200	Plate - Flange	36 11 1	63-8410	Washer - Flat	20 25 2
60-7210	Bolt	36 21 1	65-5870	Tube - Manual	15 11 1
60-7260	Nut - Hex	45 11 1	65-5890	Cap - Tube	15 8 2
60-7280	Bolt	42 1 8	66-2940	Gauge - Fuel	8 6 1
60-7280	Bolt	35 16 2	66-2950	Hourmeter	8 7 1
60-7290	Bolt	43 25 2	66-3160	Bolt	2 44 11
60-7290	Bolt	40 29 4	66-3160	Screw - Cap Hex. Hd.	15 2 6
60-7300	Bolt	42 11 2	66-5410	Orifice	10 41 1
60-7310	Bolt	35 35 1	66-5420	Sleeve	12 17 1
60-7360	Bolt	41 19 1	66-5430	Screw - Machine	12 21 2
60-7370	Bolt	40 4 5	66-5440	Nut - Lock	12 12 2
60-7370	Bolt	48 7 1	66-5580	Kit - Seal Repair	11 * 1
60-7370	Bolt	41 17 2	66-5590	Kit - Seal	11 * 1
60-7430	Oil Seal Assembly	38 13 1	66-5690	Kit - Seal Repair	64 * 1
60-7480	Bolt	38 10 7	66-5700	Reel Motor Assembly	64 * 1
60-7490	Bolt	38 12 8	66-5710	Seal - Shaft	64 13 1
61-3610	Decal	25 32 2	66-5720	Housing/Bushings Assembly	64 1 1
61-3610	Decal	26 52 3	66-5730	Plate & Bushings Assembly	64 8 1
62-6290	Decal - Lift Lever	7 26 1	66-5740	Body	64 6 1
62-6300	Sleeve Assembly	19 10 1	66-5750	Gear - Idler	64 2 1
62-6320	Screw - Brass	37 33 1	66-5760	Gear - Drive	64 3 1
62-6370	Kit - Seal	27 * 1	66-5770	Screw - Cap Soc. Hd.	64 9 8
62-6410	Primary Carrier Assembly	30 * 1	66-5840	Kit - Seal Repair	29 * 1
62-6420	Secondary Carrier Assembly	30 * 1	66-5860	Adapter - 45°	11 55 1
62-6430	Gear - Primary Sun	30 * 1	66-6140	Decal - TORO	20 16 1
62-6440	Foot Pad	3 3 1	68-6030	Bolt	37 26 2
62-6450	Kit - Retaining Ring	30 28 1	68-6040	Bracket - Latch	17 26 2
62-6460	Tube - RW Sealant	30 * 1	68-6150	Breather	7 15 1
62-7400	Decal - Toro	2 46 1	68-6230	Tube Kit	58 6 1
62-7650	Gasket - Fuel Sender	20 9 1	68-6230	Tube Kit	59 6 1
63-4380	Decal - Instruction	65 2 2	68-6270	Tube Kit	58 21 1
63-4390	Bearing - Needle	53 6 1	68-6270	Tube Kit	59 21 1
63-4440	O-Ring	12 5 1	68-6310	Tube Kit	56 29 1
63-4480	Tire (Model 03702)	28 26 2	68-6310	Tube Kit	57 29 1
63-4510	Spring	12 15 1	68-6340	Tube Kit	56 30 1
63-4520	Kit - Seal	14 * 1	68-6340	Tube Kit	57 30 1
63-4530	Decal - Ground Speed	4 * 1	68-6370	Tube Kit	58 13 1
63-4540	Decal - Ground Speed	4 20 1	68-6370	Tube Kit	59 13 1
63-4560	Spring	45 2 1	68-6400	Oil Pan Assembly	41 15 1
63-4570	Lever	45 3 1	68-6410	Gasket	41 9 1
63-4580	Nut	45 4 2	68-6420	Plug	41 11 1
63-4590	Screw - Vent	45 5 1	68-6430	Gasket	41 10 1
63-4600	Body - Screw Vent	45 6 1	68-6440	Dipstick	41 14 1
63-4610	Washer	45 7 3	68-6460	Kit - Relief Valve	53 32 2
63-4620	Washer	45 8 4	68-6480	Bushing	25 2 4
63-4630	Key	45 9 1	68-6480	Bushing	26 23 6
63-4640	Washer - Lock	45 10 1	68-7575	Strip - Sealing	18 12 3
63-4650	Washer	46 6 2	68-7810	Panel - Lining	7 48 1
63-4660	Washer	46 5 4	68-7840	Strip - Foam	7 33 1
63-4670	Valve - Pressure	46 4 2	68-7850	Strip - Foam	15 26 1
63-4680	Tube Assembly	58 8 1	68-8080	Wheel - Steering	4 3 1
63-4680	Tube Assembly	59 8 1	69-1830	Plug Assembly	13 14 1
63-4690	Bracket - Valve	11 67 1	69-1940	Indicator - Electrical	42 12 1
63-4700	Valve - Flow Regulator	11 72 1	69-2960	Hub - Wheel, Rear	31 9 2
63-4701	Valve - Flow Regulator	11 * 1	69-2970	Cap - Hub	31 16 2
63-4710	Tube Assembly	60 37 1	69-2980	Seal - Inner	31 22 2
63-4710	Tube Assembly	61 37 1	69-2990	Screw - Drive	31 8 10
63-4740	Bolt - Cylinder Head	39 33 2	69-4780	Clamp - Gauge	5 15 2

\*Not Illustrated

# TORO PART NUMBER INDEX (Cont.)

Part No.	Description	Pg. No.	Ref. No.	Qty.	Part No.	Description	Pg. No.	Ref. No.	Qty.
69-6470	Bushing - Flange	31	5	4	76-3370	Bushing	2	58	1
69-7360	Spindle - Wheel RH	32	47	1	76-3430	Rod	2	54	1
69-7370	Spindle - Wheel LH	31	7	1	76-3470	Tube - Exhaust	21	8	1
69-8890	Cap - Spindle	31	2	2	76-3560	Clamp - Exhaust	21	41	1
69-9550	Plate - Pump Adapter	34	17	1	76-8750	Plate - Caution	18	27	1
69-9810	Joint - Ball	32	45	1	77-3620	Knob - Retainer	17	10	2
69-9880	Tire (Used on Model 03702)	31	12	2	77-4800	Cylinder - Steering	31	36	1
70-1240	Plug Assembly	53	3	2	77-4830	Decal	4	5	1
70-2860	Bolt	36	1	4	77-4840	Speedometer	8	4	1
70-2990	Washer	36	14	3	80-3330	Gasket	19	13	1
70-8290	Washer - Sealing	6	17	7	80-9330	Alarm - Audio	5	6	1
71-4200	Cluster - Warning Lights	5	2	1	82-2710	Screw	16	35	1
71-4210	Cluster - Warning Lights	5	1	1	82-2720	Frame - Seat	16	23	1
72-0090	Cap - Fuel	20	13	1	82-2730	Kit - Wear Parts	16	4	1
72-0130	Button - Horn	4	1	1	82-2740	Spring Set - Tension	16	5	1
72-0140	Gasket	43	6	4	82-2750	Spindle Adj. Assembly	16	34	1
72-0150	Nozzle Assembly	43	*	4	82-2760	Kit - Bushing	16	41	1
72-0160	Nozzle Tip Assembly	43	7	4	82-2770	Shock Absorber Assembly	16	38	1
72-0170	Pipe - Injector No. 1	44	29	1	82-2790	Rail - Adjust. R.H.	16	21	1
72-0180	Pipe - Injector No. 2	43	16	1	82-2800	Cushion - Backrest	16	12	1
72-0190	Pipe - Injector No. 3	43	28	1	82-2810	Switch Assembly	16	25	1
72-0200	Pipe - Injector No. 4	43	19	1	82-2820	Swing Arm Assembly	16	20	1
72-0210	Pipe - Fuel Leak - Off	43	17	1	82-2830	Clamp	16	37	2
72-0270	Nut - Retaining	43	8	4	82-2840	Cushion - Bottom	16	15	1
72-0280	Spacer	43	9	4	82-2850	Plate	16	1	1
72-0290	Pin - Pressure	43	10	4	82-2860	Spring Set - Tension	16	33	1
72-0300	Spring - Pressure	43	11	4	82-2870	Lever - Adjust	16	7	1
72-0310	Nut	43	15	4	82-2880	Weight Adj. Assembly	16	*	1
72-0320	Nozzle - Body	43	13	4	82-3110	Sender - Temp.	37	22	1
72-0330	Packing	43	14	4	82-4910	Roller	21	22	8
72-9760	Switch - Override	8	19	1	82-5730	Rod Tie, End	33	15	1
74-2710	Clamp - Split	60	22	4	82-5740	Nut - Jam	33	14	1
74-2720	Valve - Steering	4	6	1	82-5750	Nut - Lock	33	12	1
74-2730	Spacer	60	44	4	82-5760	Piston	33	11	1
74-2750	Retainer	60	21	2	82-5770	Rod	33	2	1
74-2780	Tube Assembly	56	32	1	82-5780	Cap - Threaded	33	1	1
74-2780	Tube Assembly	57	32	1	82-5790	Head - Cap	33	5	1
74-2790	Tube Assembly	56	36	1	82-5800	Kit - Repair, Seal	33	*	1
74-2790	Tube Assembly	57	36	1	82-5890	Panel - Display	4	26	1
74-2810	Tube Assembly	56	35	1	82-5930	Wire - Jumper	62	6	1
74-2810	Tube Assembly	57	35	1	82-5940	Wire - Jumper	62	4	1
74-2820	Tube Assembly	56	28	1	82-8700	Ring - Retaining	30	25	2
74-2820	Tube Assembly	57	28	1	82-9210	Shaft - Pivot	31	42	1
74-2850	Muffler	21	11	1	82-9230	Harness - Wire	62	1	2
74-2900	Spark Arrester - Muffler	21	*	1	82-9250	Stud - Threaded	22	1	2
74-2920	Carrier - Front	22	7	1	82-9260	Tie Rod Assembly	31	27	1
74-3090	Spring	6	20	2	82-9270	Disc - 27 Hole	28	*	1
74-3100	Plate - Spacer	6	13	1	82-9280	Disc - 22 Hole	28	42	1
74-3130	Plug - Retainer	6	21	2	82-9310	Panel - Display	4	25	1
74-3140	Ball - Check	6	22	2	82-9330	Bracket - Sensor	28	4	1
74-3150	Plug - Metering	14	16	1	82-9340	Switch - Oil Level	15	10	1
74-3170	Linkage - Cross Cut Control	11	74	1	82-9360	Rod - Latch	22	13	2
74-3190	Lever - Lift	10	2	3	82-9370	Pad - Step	22	9	1
74-3210	Stud	55	*	8	82-9540	Lift Arm No. 1	26	41	1
74-3230	Drive Gear - Spline	55	*	1	82-9550	No. 2 Lift Arm	25	12	1
74-3240	Driven Gear	55	11	1	82-9560	No. 3 Lift Arm	25	1	1
74-9100	Pad - Forward	1	3	1	82-9570	Lift Arm No. 4	26	24	1
74-9110	Pad - Reverse	1	4	1	82-9580	Lift Arm No. 5	26	*	1
75-6700	Sensor - Magnetic	28	45	1	82-9620	Washer - Spring	16	26	2
75-7790	Handle	18	15	2	82-9630	Nut	16	27	2
75-8200	Hose Assembly	56	2	1	82-9640	Screw	16	24	2
75-8200	Hose Assembly	57	2	1	82-9650	Nut	16	19	4
75-8210	Hose Assembly	56	7	1	82-9660	Washer	16	18	4
75-8210	Hose Assembly	57	7	1	82-9670	Nut	16	39	1
76-2290	Spacer	18	19	2	82-9680	Rivet	16	2	2
76-3280	Pedal - Traction	1	2	1	82-9690	Screw	16	17	4
76-3330	Spacer	2	62	1	82-9700	Screw	16	3	1
76-3340	Link	2	61	1	82-9710	Trim - Bottom	16	22	1
76-3350	Spacer	2	53	1	82-9720	Trim - Backrest	16	32	1

\*Not Illustrated

# TORO PART NUMBER INDEX (Cont.)

3315-871

Part No.	Description	Pg. No.	Ref. No.	Qty.	Part No.	Description	Pg. No.	Ref. No.	Qty.
82-9730	Wire - Jumper	62	5	2	86-6390	Stud	44	36	3
82-9740	Wire - Jumper	62	7	1	86-6400	Diode	48	21	1
82-9750	Jumper Assembly	63	18	1	86-6400	Diode	63	24	1
82-9760	Harness - Wiring Gauges	63	7	1	86-6430	Rear Cover Assembly	50	12	1
82-9770	Harness - Wire	62	8	1	86-6440	Rectifier Assembly	50	13	1
82-9780	Harness - Wire	62	3	1	86-6450	Kit - Seal	55	*	1
82-9790	Harness - Wiring Valve	63	9	1	86-6470	Decal - RM4500D	17	31	2
82-9800	Harness - Wire	63	14	1	86-6520	Switch - Temp. Warning	39	1	1
82-9810	Harness - Wiring Traction	63	10	1	86-6610	Bolt - Inlet	46	18	1
82-9820	Harness - Wire	62	2	1	86-6620	Bolt	46	16	1
82-9840	Hose - Hydraulic	31	35	1	86-6630	Seal - Rubber	46	15	1
82-9840	Hose Assembly	56	16	1	86-6640	Seal O-Ring	46	14	1
82-9840	Hose Assembly	57	16	1	86-6650	Bolt - Outlet	45	16	1
82-9841	Hose - Hydraulic	31	37	1	86-6660	Joint	46	17	1
82-9841	Hose Assembly	56	11	1	86-6670	Tube - Fuel	46	19	1
82-9841	Hose Assembly	57	11	1	86-6680	Lever Assembly	45	*	1
82-9850	Axle - Rear	31	6	1	86-6680	Nut	45	25	1
82-9940	Harness - Wire Horn	63	12	1	86-6690	Lever	45	19	1
84-6200	Valve - Lift Control	10	15	1	86-6700	Bushing	45	18	1
84-6210	Hydraulic Cylinder Assembly	26	28	3	86-6710	Arm	45	20	1
84-6210	Hydraulic Cylinder Assembly	25	31	2	86-6720	Washer	45	22	1
84-6230	Hose Assembly	58	33	1	86-6730	Spring	45	21	1
84-6230	Hose Assembly	59	33	1	86-6740	Guide	45	23	1
84-6240	Hose Assembly	58	4	1	86-6750	Washer	45	17	2
84-6240	Hose Assembly	59	4	1	86-6760	Guide	45	1	1
84-6400	Orifice - .047 Dia.	13	39	2	86-6770	Screw	45	24	1
84-6401	Orifice - .052 Dia.	13	40	1	86-6790	Washer	45	26	1
84-6420	Plunger	13	37	2	86-6800	Bolt	45	28	1
84-6430	Plunger	13	29	1	86-6810	Pipe Assembly	45	29	1
84-6440	Shield - Grass	29	20	1	86-6820	Bolt	45	27	2
84-6450	Spring	13	19	1	88-6760	Spring - Gas	17	17	2
84-6470	Bracket - Filter	9	32	1	92-2950	Spacer	21	47	1
84-6480	Plate - Decal	22	24	1	92-2951	Rail - Adjust. L.H.	16	16	1
86-5480	Fitting - Diagnostic	51	2	1	92-2961	Fan	37	4	1
86-5990	Harness - Hyd. Filter	62	9	1	92-2986	Engine - Complete	35	*	1
86-6000	Gear Pump Assembly	51	15	1	92-3044	Clamp - Tube	21	46	2
86-6001	Gear Pump Assembly	51	15	1	92-4703	Lower Body Assembly	20	19	1
86-6010	Cover - Front	55	4	1	92-4712	Canopy - Front	17	32	1
86-6020	Center S/A Section	55	8	1	92-4725	Hose - Hydraulic	7	35	1
86-6030	Port Section - Rear	55	13	1	92-4725	Hose Assembly	56	15	1
86-6040	O-Ring	55	15	1	92-4725	Hose Assembly	57	15	1
86-6050	Plug	55	16	1	92-4729	Radiator Assembly	18	20	1
86-6060	Center S/A Section	55	*	1	92-4730	Plate - Floor	2	40	1
86-6070	Plate - Wear	55	7	2	92-4731	Pipe - Intake	42	17	1
86-6080	O-Ring Seal	55	12	2	92-4740	Console - Center	7	7	1
86-6090	Hydraulic Oil Filter Assembly	9	22	1	92-4746	Fender - RH	7	38	1
86-6100	Switch - Filter Warning	9	21	1	92-4751	Tube - Breather	7	16	1
86-6110	Element Assembly	9	11	1	92-4752	Hose - Intake	42	19	1
86-6120	Decal - Towing	22	15	1	92-4752	Hose - Intake	18	25	1
86-6130	Stud - Ball	17	12	4	92-4753	Strap - Oil Cooler	18	14	2
86-6200	Guide - Valve	39	14	8	92-4754	Bracket - Cable	42	13	1
86-6210	Retainer - Upper	40	42	8	92-4754	Bracket - Cable	9	43	1
86-6220	Tappet	40	39	8	92-4760	Spacer - Fan	37	44	1
86-6230	Bolt	35	29	6	92-4761	Chassis	21	29	1
86-6240	Plug - Taper	35	28	3	92-4766	Hose - Fuel	20	1	2
86-6250	Plate - Front	35	36	1	92-4768	Tiedown	21	43	2
86-6260	Case - Timing Gear	36	23	1	92-4789	Strip - Sealing	7	18	2
86-6270	Gasket	38	24	1	92-4790	Tank - Fuel	20	15	1
86-6280	Crankshaft Assembly	38	25	1	92-4792	Canopy - Center	17	43	1
86-6290	Idler Gear Assembly	36	9	1	92-4793	Screen - Rear	17	6	1
86-6300	Bushing	36	18	1	92-4795	Hose - Radiator Lower	18	3	1
86-6310	Gear - Injector Pump	36	15	1	92-4796	Hose - Radiator Upper	18	7	1
86-6320	Shaft	37	12	1	92-4797	Hose - Fuel Fill	20	14	1
86-6330	Pipe	37	17	1	92-4798	Shroud - Fan	18	24	1
86-6340	Impeller	37	19	1	92-4799	Fitting - Hydraulic Tee	7	42	1
86-6350	Ring - Retaining	37	43	1	92-4799	Fitting - Hydraulic Tee	51	4	1
86-6360	Washer	37	42	1	92-5253	Strip - Sealing	17	7	1
86-6370	Spacer	37	41	1	92-5254	Clutch - Fan	37	3	1
86-6380	Washer	44	34	3	92-5256	Bushing - Universal	8	27	2

\*Not Illustrated

# TORO PART NUMBER INDEX (Cont.)

Part No.	Description	Pg. No.	Ref. No.	Qty.	Part No.	Description	Pg. No.	Ref. No.	Qty.
92-5257	Plate	8	28	1	237-30	Seal - O-Ring	58	39	1
92-5258	Shield - Glow Plug Indicator	8	29	1	237-42	O-Ring	58	1	7
92-5259	Piston Std.	39	19	4	237-42	O-Ring	51	3	1
92-5260	Piston .05 0.25mm	39	*	4	237-42	O-Ring	28	8	2
92-5261	Piston .05 0.5mm	39	*	4	237-42	O-Ring	7	10	5
92-5262	Piston Ring Set Std.	39	17	1	237-42	O-Ring	25	25	2
92-5263	Piston Ring Set 0.5. 0.25mm	39	*	1	237-42	O-Ring	10	32	11
92-5264	Piston Ring Set 0.5. 0.50mm	39	*	1	237-42	O-Ring	11	61	1
92-5265	Jet - Combustion Std.	39	29	4	237-42	O-Ring SAE	26	36	3
92-5266	Gasket - Cylinder Head	39	30	1	237-58	O-Ring	28	15	4
92-5267	Cylinder Head Assembly	39	31	1	237-58	O-Ring	51	21	3
92-5268	Engine Gasket Kit	35	*	1	237-65	O-Ring	23	2	3
92-5269	Bellows	20	37	1	237-65	O-Ring	60	3	26
92-5270	Baffle - Lower Body	17	18	1	237-65	O-Ring	26	4	9
92-5652	Bracket - Gas Spring	17	38	2	237-65	O-Ring	51	7	1
92-5653	Ring - Clamp	20	36	1	237-65	O-Ring	7	17	1
92-5654	Panel - Clean-Out	20	34	1	237-65	O-Ring	10	45	9
92-5655	Spacer	17	2	2	237-78	O-Ring	31	40	2
92-5656	Plate - Face, Instrument	8	3	1	237-78	O-Ring	10	27	1
92-5657	Panel - Instrument	8	11	1	237-79	O-Ring	4	7	4
92-5670	Strip - Sealing	20	18	2	237-79	O-Ring	51	25	3
92-5671	Strip - Sealing	20	17	1	237-79	O-Ring	11	58	2
92-5672	Support - Foam Top/Side	17	35	1	237-79	Seal - O-Ring	7	36	1
92-5673	Support - Foam Front	17	33	1	237-80	O-Ring	23	4	3
92-5674	Neck - Fuel Fill	20	12	1	237-80	O-Ring	58	14	1
92-5675	Grommet	20	11	1	237-80	O-Ring	51	37	1
92-5678	Foam - Top	17	36	1	237-80	O-Ring	10	43	9
92-5679	Foam - Front	17	34	1	237-80	O-Ring	7	46	1
92-5680	Foam - Side RH	17	*	1	237-80	O-Ring SAE	26	6	6
92-5681	Foam - Side LH	17	30	1	237-81	O-Ring	60	1	10
92-5682	Seal	7	23	1	237-81	O-Ring	51	9	3
92-5685	Harness - Wiring Main	63	17	1	237-81	O-Ring	28	13	4
92-5697	Screw - Hex. Socket Hd.	37	45	4	237-100	Grommet	63	4	1
92-6059	Plug - Button	21	45	12	237-114	O-Ring	54	45	2
92-6060	Strip - Sealing	17	39	1	237-118	O-Ring	28	11	2
92-6061	Standpipe	20	3	2	237-118	Seal - O-Ring	29	4	2
92-6062	Foam - Radiator Seal	18	13	1	237-123	O-Ring	9	25	2
92-6064	Clamp - R	20	44	2	237-123	O-Ring	10	39	1
92-6065	Shield	18	34	1	237-141	Grommet	17	27	4
92-6068	Hose - Vent	20	45	1	237-146	O-Ring	51	29	1
92-6069	Shield - Exhaust	20	22	1	240-9	Grommet	20	39	3
217-116	Rim (Used on Model 03702)	31	14	2	240-11	Grommet	20	24	2
218-446	Nut - Switch	8	15	1	2410-18	Plug	65	2	1
218-447	Washer - Lock, Switch	8	16	1	2411-44	Rod End - Ball Joint	2	52	1
218-498	Nut - Hex.	5	12	2	2412-7	Clamp Assembly	31	25	2
218-498	Nut - Hex.	8	13	2	2412-31	Clip	9	12	1
219-17	Bulb - Warning Light	5	*	8	2412-42	Clamp - Hose	20	10	2
2116-3	Joint - Ball, L.H.	31	*	1	2412-42	Clamp - Hose	42	18	1
2116-4	Joint - Ball RH	31	23	1	2412-42	Clamp - Hose	18	26	2
232-27	Stem - Valve	31	19	2	2412-74	Clamp-R	63	25	1
233-10	Knob	10	19	1	2412-92	Clamp - Hose	18	4	4
233-25	Knob	9	15	1	2412-102	R-Clamp	15	34	2
233-39	Knob	10	1	3	2412-106	Clamp - R	7	2	2
237-21	O-Ring	28	1	2	2412-108	Clamp - Hose	20	2	5
237-21	O-Ring	10	11	1	2412-109	Clip	63	3	1
237-21	O-Ring	7	27	5	2412-131	Clamp-R	63	21	3
237-22	O-Ring	58	3	31	2412-132	Clamp	21	13	1
237-22	O-Ring	28	6	2	2412-132	Clamp	56	18	1
237-22	O-Ring	4	9	4	250-1	Tie - Cable	63	2	4
237-22	O-Ring	56	12	22	252-66	Bearing - Thrust	29	15	1
237-22	O-Ring	51	18	4	252-71	Race - Thrust	29	14	1
237-22	O-Ring	25	27	2	254-72	Cup - Bearing, Outer	31	10	2
237-22	O-Ring	10	30	15	254-92	Cone - Bearing, Outer	31	11	2
237-22	O-Ring	26	38	3	254-106	Cone - Bearing Inner	31	21	2
237-22	O-Ring	31	38	2	254-107	Cup - Bearing Inner	31	20	2
237-22	Seal - O-Ring	7	39	2	256-304	Washer - Thrust	31	4	4
237-30	O-Ring	51	23	1	281-2	Plug Pipe	18	8	1
237-30	O-Ring	51	35	1	281-7	Plug	37	28	1
237-30	O-Ring	56	50	1	283-67	Pin - Clevis	28	38	4

\*Not Illustrated

# TORO PART NUMBER INDEX (Cont.)

3315-871

Part No.	Description	Pg. Ref.		Part No.	Description	Pg. Ref.	
		No.	Qty.			No.	Qty.
302-5	Fitting - Grease	22	16	2	3247-10	Screw - Set	28 22 4
302-5	Fitting - Grease	26	20	3	3250-18	Screw - Mach. Pan Hd.	8 24 2
302-5	Fitting - Grease	32	44	4	3250-25	Screw - Pan Hd.	17 20 4
302-33	Fitting - Grease	31	24	2	3250-31	Screw - Pan Hd.	20 6 5
302-66	Fitting - Grease	12	24	1	3250-31	Screw - Pan Hd.	17 25 8
304-46	Valve - Drain	18	35	1	3250-40	Screw	1 27 2
321-2	Screw - Cap Hex. Hd.	20	21	9	3251-1	Screw - Pan Hd.	5 9 1
321-3	Screw - Cap Hex Hd.	11	64	2	3251-4	Screw - Pan Hd.	5 7 4
321-3	Screw - Cap Hex. Hd.	7	1	2	3253-2	Washer - Lock	20 7 5
321-4	Screw - Cap Hex. Hd.	9	44	1	3253-2	Washer - Lock	17 21 4
321-9	Screw - Caap Hex. Hd.	21	49	1	3253-3	Washer - Lock	9 6 1
321-11	Screw - Cap Hex. Hd.	11	71	2	3253-3	Washer - Lock	21 50 1
321-14	Screw - Cap Hex. Hd.	60	23	4	3253-3	Washer - Lock	11 65 2
321-24	Screw - Cap Hex. Hd.	7	45	2	3253-4	Washer - Lock	18 2 6
322-2	Screw - Cap Hex. Hd.	37	1	8	3253-4	Washer - Lock	28 3 6
322-2	Screw - Cap Hex. Hd.	22	18	2	3253-4	Washer - Lock	23 7 2
322-3	Screw - Cap Hex. Hd.	18	1	14	3253-4	Washer - Lock	3 11 2
322-3	Screw - Cap Hex. Hd.	28	2	6	3253-4	Washer - Lock	4 12 1
322-3	Screw - Cap Hex. Hd.	4	13	1	3253-4	Washer - Lock	10 14 5
322-3	Screw - Cap Hex. Hd.	17	24	5	3253-4	Washer - Lock	22 19 2
322-3	Screw - Cap Hex. Hd.	20	42	2	3253-4	Washer - Lock	37 27 10
322-4	Screw - Cap Hex. Hd.	3	10	2	3253-4	Washer - Lock	26 53 6
322-5	Screw - Cap Hex. Hd.	17	15	4	3253-5	Washer - Lock	28 17 4
322-6	Bolt	9	29	2	3253-5	Washer - Lock	4 22 4
322-9	Bolt	10	29	1	3253-5	Washer - Lock	34 30 8
322-12	Bolt	26	1	4	3253-5	Washer - Lock	2 33 2
322-12	Bolt	10	7	4	3253-5	Washer - Lock	9 37 3
322-12	Screw - Cap Hex Hd.	23	1	2	3253-5	Washer - Lock	26 50 2
323-4	Bolt	9	14	3	3253-7	Washer - Lock	51 13 6
323-5	Screw - Cap Hex. Hd.	20	26	2	3253-7	Washer - Lock	34 20 2
323-6	Bolt	26	11	2	3253-7	Washer - Lock	22 23 2
323-6	Screw - Cap Hex. Hd.	34	29	4	3253-15	Washer - Lock	15 7 6
323-7	Screw - Cap Hex. Hd.	34	28	4	3253-19	Washer - Lock	12 13 2
323-8	Screw - Cap Hex. Hd.	4	23	4	3255-5	Washer - Lock	37 39 1
323-13	Bolt	26	25	9	3255-8	Washer - Lock	34 24 2
323-13	Bolt	25	34	6	3255-9	Washer - Lock	34 25 1
323-18	Bolt	28	16	4	3255-24	Washer - Lock	1 30 2
323-18	Screw - Cap Hex. Hd.	21	12	2	3256-3	Washer	26 12 2
323-20	Bolt	28	27	4	3256-3	Washer - Flat	9 18 3
325-2	Screw - Cap Hex. Hd.	22	22	2	3256-3	Washer - Flat	28 40 4
325-5	Bolt	51	17	2	3256-7	Washer - Flat	21 4 4
325-8	Screw - Cap Hex. Hd.	2	50	1	3256-13	Washer - Flat	12 20 2
325-9	Bolt	1	12	1	3256-16	Washer - Flat	3 14 3
325-17	Bolt	25	3	2	3256-16	Washer - Flat	60 20 4
327-3	Bolt	28	20	16	3256-16	Washer - Flat	20 30 5
3211-6	Screw - Cap Hex. Hd.	2	56	1	3256-21	Washer - Flat	17 28 8
3213-2	Bolt	51	14	4	3256-22	Washer - Flat	7 3 2
3213-20	Bolt	34	19	2	3256-22	Washer - Flat	9 7 1
3217-5	Nut - Hex.	9	5	1	3256-22	Washer - Flat	21 48 1
3217-5	Nut - Hex.	21	51	1	3256-22	Washer - Flat	7 49 16
3217-5	Nut - Hex.	11	66	2	3256-22	Washer - Flat	11 70 2
3217-6	Nut	4	11	1	3256-23	Washer	26 7 4
3217-6	Nut - Hex	23	8	2	3256-23	Washer - Flat	23 6 2
3217-6	Nut - Hex.	10	24	5	3256-23	Washer - Flat	10 13 5
3217-6	Nut - Hex.	9	41	2	3256-23	Washer - Flat	17 19 6
3217-6	Nut - Hex.	26	54	4	3256-23	Washer - Flat	9 39 4
3217-7	Nut - Hex.	34	31	8	3256-24	Washer	2 34 2
3217-9	Nut - Hex.	1	16	2	3256-24	Washer - Flat	18 21 2
3217-29	Nut - Hex.	1	31	2	3256-24	Washer - Flat	4 21 4
3219-5	Nut - Hex.	1	20	1	3256-24	Washer - Flat	15 35 4
3219-5	Nut - Hex.	28	23	18	3256-24	Washer - Flat	21 40 2
3220-11	Nut - Hex.	7	28	5	3256-24	Washer - Flat	11 76 2
3234-4	Screw - Hex. Flange Hd.	20	33	4	3256-26	Washer - Flat	51 12 6
3234-11	Screw - Hex. Flange Hd.	18	18	2	3256-26	Washer - Flat	25 16 2
3234-12	Screw - Hex. Flange Hd.	31	1	2	3256-26	Washer - Flat	2 51 1
3234-13	Screw - Hex. Flange Hd.	17	13	9	3256-27	Washer - Flat	28 41 16
3245-44	Screw - Set	11	73	1	3256-28	Washer - Flat	31 18 2
3245-45	Screw - Set	11	75	2	3256-45	Washer - Flat	2 57 2
3246-17	Screw - Set	64	10	2	3256-51	Washer - Flat	20 40 4

\*Not Illustrated

# TORO PART NUMBER INDEX (Cont.)

Part No.	Description	Pg. No.	Ref. No.	Qty.	Part No.	Description	Pg. No.	Ref. No.	Qty.
3256-56	Washer - Flat	25	9	6	32148-9	Nut - Insert	20	20	2
3256-56	Washer - Flat	26	51	9	32151-10	Ring - Retaining	31	3	2
3256-68	Washer	23	10	A/R	32151-13	Ring - Retaining	29	9	1
3256-71	Washer - Flat	18	23	4	32151-29	Ring - Retaining	29	13	2
3256-76	Washer - Flat	2	59	2	3334-945	Cable - Tie	9	38	1
3258-19	Screw - Machine	19	6	2	3390-355	Clip - Retaining	15	1	1
3272-6	Pin - Cotter	28	35	4	340-2	Adapter	25	26	2
3272-11	Pin - Cotter	15	4	2	340-2	Fitting	28	7	2
3272-12	Pin - Cotter	31	29	4	340-2	Fitting	51	19	1
3272-13	Pin - Cotter	31	15	2	340-2	Fitting	10	31	8
3274-7	Bolt	1	32	2	340-3	Fitting	51	34	1
3274-68	Screw - Hex. Button Hd.	4	28	4	340-3	Fitting	11	57	2
3274-68	Screw - Mach.	8	2	4	340-4	Fitting	51	24	1
3274-90	Screw	8	23	4	340-7	Fitting	26	5	2
3285-11	Pin - Roll	26	39	3	340-7	Fitting	10	44	6
3285-11	Pin - Spirol	22	10	2	340-7	Fitting - Straight	23	3	3
3289-25	Screw - Socket Flat Hd.	21	42	4	340-8	Fitting	51	8	1
3290-250	Pin - Hair, Cotter	15	6	2	340-8	Fitting - Hydraulic Straight	60	2	10
3290-271	Rivet - Pop	18	28	2	340-9	Fitting	28	14	2
3290-355	Pin - Hair Cotter	17	8	2	340-9	Fitting	51	22	1
3290-378	Tie - Cable	63	1	7	340-10	Adapter	9	33	1
3290-378	Tie - Cable	63	8	12	340-11	Fitting	28	44	2
3290-482	Washer	1	17	2	340-11	Fitting - Long	51	20	1
3290-483	Washer	1	11	3	340-15	Fitting 90°	51	30	1
3296-2	Nut - Hex.	5	16	2	340-17	Fitting	10	48	2
3296-6	Nut - Lock	2	63	1	340-17	Fitting	26	49	1
3296-8	Nut - Lock	60	19	4	340-18	Fitting	4	8	4
3296-8	Nut - Lock	11	68	2	340-22	Fitting - Tee	26	3	2
3296-12	Nut - Lock	20	28	4	340-23	Fitting - Hydraulic Cross	56	20	1
3296-13	Nut - Hex.	9	10	1	340-62	Kit - Flange	51	11	1
3296-19	Nut - Lock	2	37	1	340-64	O-Ring	9	31	1
3296-23	Nut - Lock	25	5	2	340-64	O-Ring	10	37	1
3296-23	Nut - Lock	21	44	4	340-65	O-Ring	9	27	1
3296-25	Nut - Lock	2	55	1	340-65	O-Ring	56	43	2
3296-27	Nut - Hex.	17	29	8	340-68	Fitting - Hydraulic Tee	58	24	3
3296-29	Nut - Lock	17	14	9	340-68	Fitting - Hydraulic Tee	56	26	2
3296-29	Nut - Lock	18	29	8	340-70	Nut - Bulkhead	56	31	4
3296-29	Nut - Lock	20	43	2	340-70	Nut - Bulkhead	58	38	8
3296-39	Nut - Lock	26	13	9	340-71	Fitting - Hydraulic Bulkhead	56	13	2
3296-39	Nut - Lock	18	22	2	340-71	Fitting - Hydraulic Straight	58	26	4
3296-39	Nut - Lock	28	33	4	340-72	Fitting - Hydraulic 90°	60	17	4
3296-39	Nut - Lock	25	37	6	340-74	Nut - Bulkhead	60	45	7
3296-39	Nut - Lock	21	39	2	340-76	Fitting - Adapter	60	28	3
3296-42	Nut - Lock	7	4	2	340-77	Elbow - 90°	11	69	1
3296-42	Nut - Lock	8	22	4	340-77	Fitting	26	37	3
3296-42	Nut - Lock	4	30	4	340-77	Fitting - Hydraulic 90°	58	2	4
3296-42	Nut - Lock	7	43	2	340-78	Nut - Bulkhead	56	53	1
3296-49	Nut - Lock	31	32	1	340-80	Adapter	9	26	1
3296-56	Nut - Lock	17	16	5	340-80	Fitting	10	38	1
3296-56	Nut - Lock	20	35	6	340-86	Fitting - Hydraulic Tee	11	52	2
32103-3	Nut - Wing	65	4	1	340-87	Fitting - Hydraulic 45°	58	28	1
32105-1	Screw - Cap Hex. Hd.	5	14	2	340-89	Fitting - Hydraulic 45°	58	12	1
32107-11	Nut - Square	19	5	2	340-89	Fitting 45°	51	36	1
32121-11	Pin - Roll	2	60	2	340-90	Fitting	28	43	2
32121-44	Pin - Roll	33	16	1	340-92	Fitting	10	10	1
32121-118	Pin - Roll	10	26	2	340-93	Fitting - Tee	26	14	1
32122-54	Screw - Mach. Slot. Hd.	65	1	1	340-97	Fitting - Hydraulic	31	39	1
32128-33	Nut - Flange Lock	20	23	3	340-117	Cap - Hydraulic	7	34	1
32136-2	Nut - Castle	31	30	2	340-117	Fitting - Hydraulic Cap	51	38	1
32136-5	Nut - Castle	31	17	2	353-947	Cap - Dust	51	1	1
32136-13	Nut - Castle	31	31	2	353-947	Cap - Dust	7	8	5
32144-1	Screw - Cap Hex. Hd.	20	41	4	353-947	Cap - Dust	11	63	1
32144-39	Screw - Cap Hex. Hd.	5	13	4	353-948	Plug	29	3	2
32144-73	Screw - Cap Hex. Hd.	8	26	2	353-949	O-Ring	28	18	2

## PRODUCT CHANGES

In an effort to make improvements available to TORO owners as quickly as possible, minor changes are incorporated into Toro's products from time to time that do not become immediately shown in the Parts Catalog. If such a change has been made in your unit, which is not reflected in your manual, see your TORO Distributor or his Authorized TORO Service Dealer for information and part numbers.

## IDENTIFICATION AND ORDERING

### MODEL AND SERIAL NUMBERS

The Reelmaster 4500D has two identification numbers; a model number and a serial number. The two numbers are stamped on a plate which is located on the center console near the floor plate on RH side. In any correspondence concerning the Reelmaster 4500D, supply model and serial numbers to assure that correct information and replacement parts are obtained.

To order replacement parts from an Authorized TORO Service Dealer, supply the following information:

1. Model and serial number of the Reelmaster 4500D.
2. Part number, description, and the quantity of part(s) desired.

**NOTE:** Do not order by reference number if a parts catalog is being used; use the PART NUMBER.

## TABLE OF CONTENTS

Description	Page	Description	Page
Foot Rest & Pedal Assembly .....	1-2	Engine Installation Assembly .....	34
Foot Pads & Battery .....	3	Crankcase Assembly .....	35
Steering Tower .....	4	Timing Gear & Case Components .....	36
Steering Tower - Electrical Assembly .....	5	Water Pump & Thermostat Housing Assy. ....	37
Power Steering Valve Assembly No. 74-2720 ....	6	Crankshaft & Flywheel Housing Components ....	38
Fenders & Center Console Assembly .....	7	Cylinder Head & Piston Components .....	39
Instrument Panel .....	8	Valve, Camshaft & Oil Pump Components .....	40
Parking Brake, Throttle & Oil Filter Assembly ....	9	Oil Pan & Oil Filter .....	41
Valve Controls Assembly .....	10-11	Intake & Exhaust Manifold .....	42
Reel Control Valve Assembly No. 63-4800 .....	12	Injection Pump & Nozzle Components .....	43-44
Control Valve Assembly 84-6200 .....	13	Fuel Injection Pump No. 60-5100 .....	45-46
Priority Flow Control Valve Assy.		Fuel Filter Assembly No. 60-5010 .....	47
No. 58-5490 & 58-5491 .....	14	Electrical Component Parts .....	48
Seat Platform & Filler Cap Assembly .....	15	Starter Motor Assembly No.51-7590 .....	49
Suspension Seat Assembly .....	16	Alternator Assembly No. 51-8250 .....	50
Front & Rear Canopy Assembly .....	17	Hydraulic Pump Connections .....	51
Radiator, Oil Cooler & Air Cleaner Assembly ....	18	Gear Pump Assembly No. 58-5650 .....	52
Air Cleaner Assembly .....	19	Piston Pump Assembly 58-5660 .....	53-54
Fuel Tank & Lower Body Assembly .....	20	Pump Assembly No. 86-6000 & 86-6001 .....	55
Chassis & Muffler Assembly .....	21	Hydraulic Circuit - Traction & Steering .....	56
Front Carrier Assembly .....	22	Hydraulic Schematic - Traction & Steering .....	57
Push Rod Assembly .....	23	Hydraulic Circuit - Lift Arms .....	58
Reel Shut-Off Valve No. 58-5460 .....	24	Hydraulic Schematic - Lift Arms .....	59
No. 2 & 3 Lift Arms Assembly .....	25	Hydraulic Circuit - Cutting Units .....	60
No. 1, 4 & 5 Lift Arms Assembly .....	26	Hydraulic Schematic - Cutting Units .....	61
Hydraulic Cylinder Assembly No. 84-6210 .....	27	Electrical Schematic .....	62
Traction Drive Assembly .....	28	Electrical System Diagram .....	63
Wheel Motor No. 58-5430 .....	29	Reel Motor Assembly No. 66-5700 .....	64
Planetary Gear Drive Assembly .....	30	Special Tools .....	65
Steering Axle .....	31-32	Numerical Index .....	66-78
Hydraulic Cylinder No. 77-4800 .....	33		

