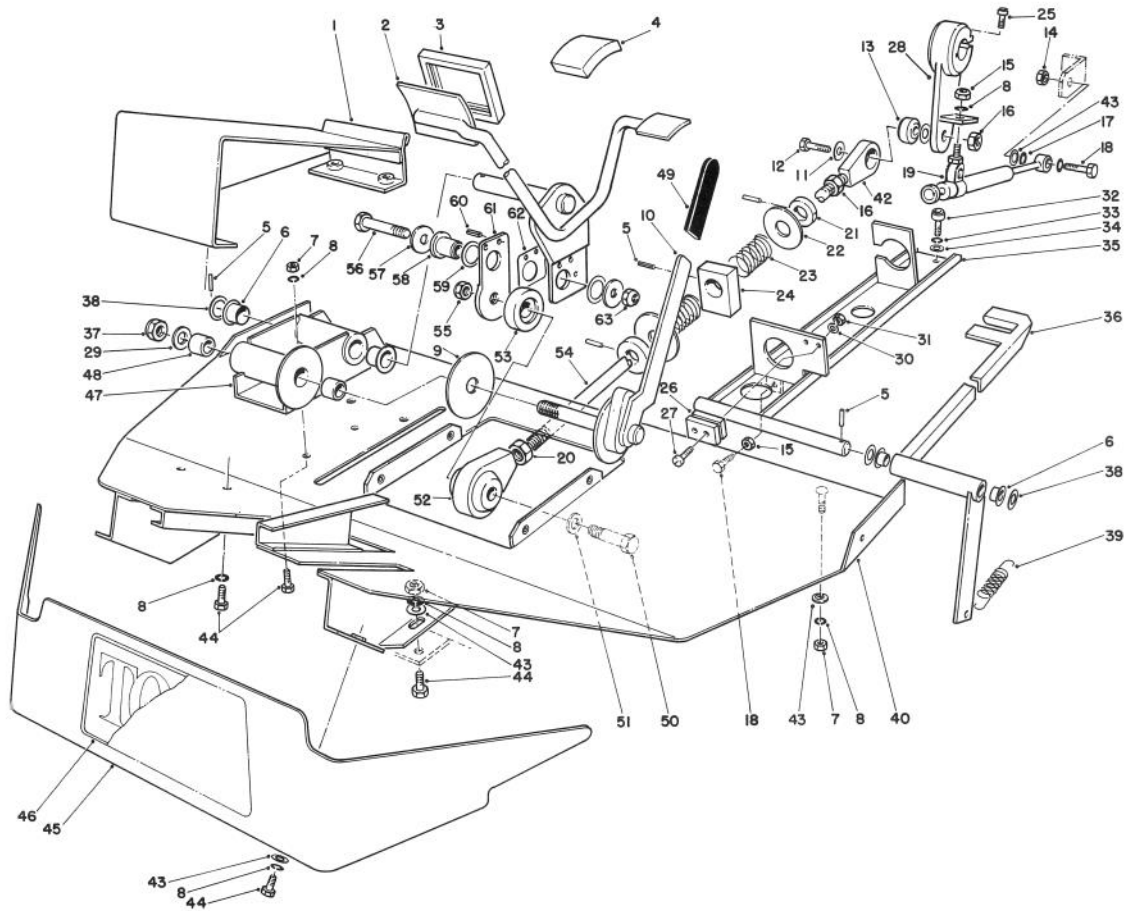




MODEL NO. 03700-30700 & UP
MODEL NO. 03701-30700 & UP

PARTS
CATALOG

REELMASTER® 450D
Traction Unit



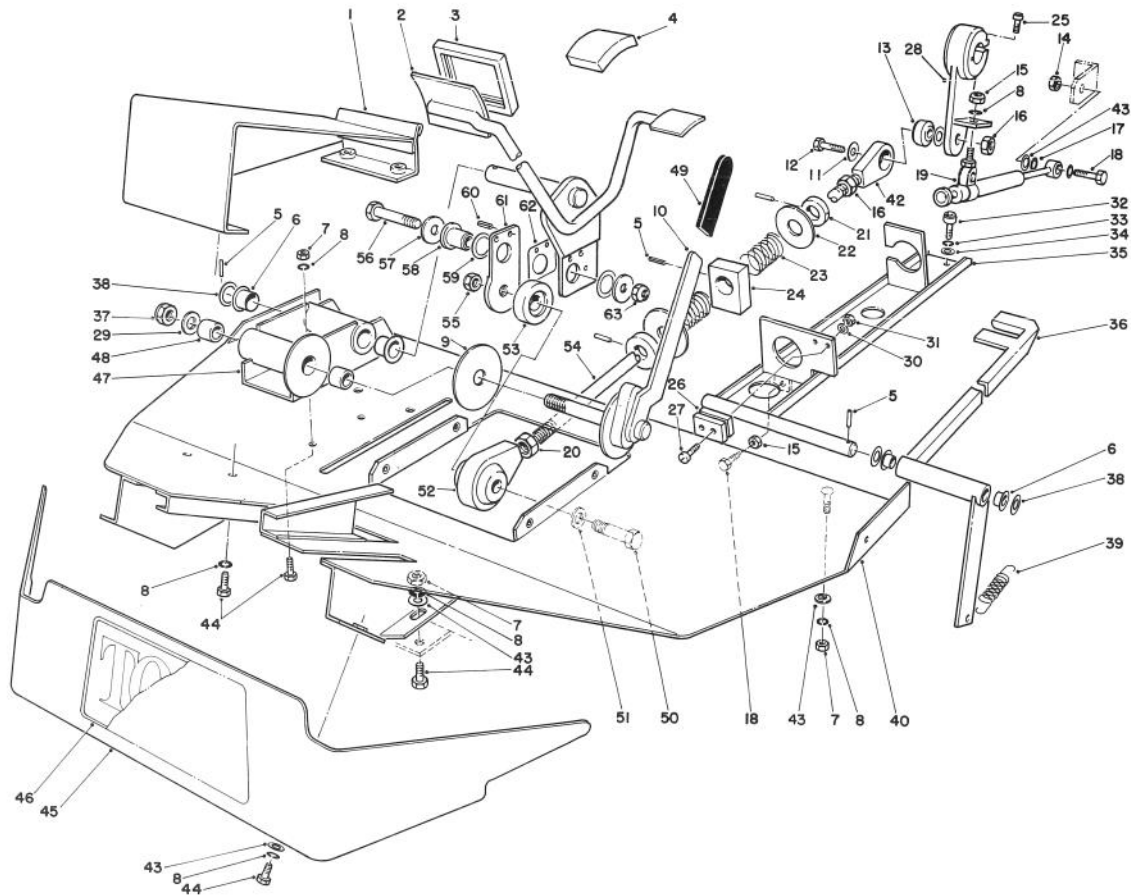
T-0113

FOOT REST & PEDAL ASSEMBLY

Ref. No.	Part No.	Description	No. Used
1	58-9580	Foot Rest	1
2	76-3280	Pedal - Traction	1
3	74-9100	Pad - Forward	1
4	74-9110	Pad - Reverse	1
5	60-2110	Pin - Roll	5
6	48-6790	Bushing - Flanged	4
7	48-7930	Nut - Hex.	7
8	48-9570	Washer - Lock	15
9	3-2858	Disc - Friction	1
10	60-1130	Lever	1
11	3290-483	Washer	3
12	325-9	Bolt	1
13	47-7030	Bushing - Rubber	1
14	48-9510	Nut - Hex.	1
15	48-7930	Nut - Hex.	3
16	3217-9	Nut - Hex.	2

Ref. No.	Part No.	Description	No. Used
17	3290-482	Washer	2
18	48-7740	Bolt	3
19	48-7100	Damper,er	1
20	3219-5	Nut - Hex.	1
21	58-4310	Ring	2
22	58-5100	Washer	2
23	60-5700	Spring	2
24	58-9010	Block	1
25	60-6540	Bolt	1
26	29-6163	Switch	2
27	3250-40	Screw	2
28	58-7800	Lever Pump	1
29	60-6990	Washer	1
30	3255-24	Washer - Lock	2
31	3217-29	Nut - Hex.	2
32	3274-7	Bolt	2

TPS

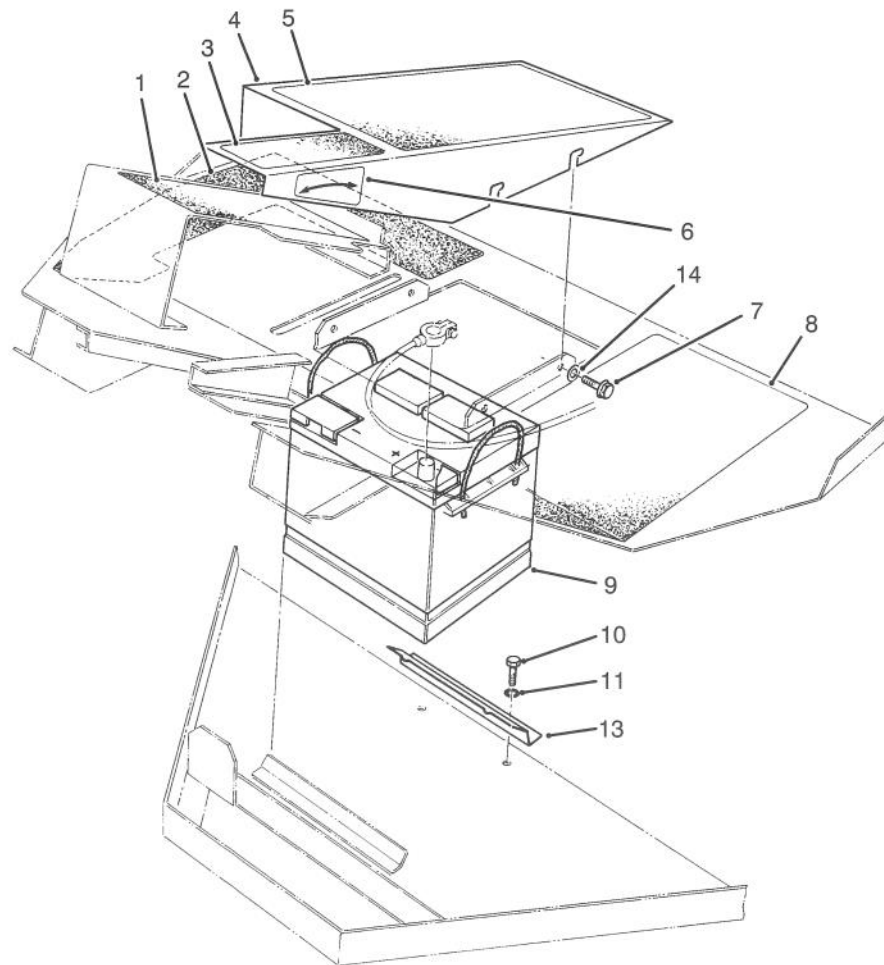


T-0113

FOOT REST & PEDALS ASSEMBLY (Continued)

Ref. No.	Part No.	Description	No. Used
33	3253-5	Washer - Lock	2
34	3256-24	Washer	2
35	60-0730	Bracket - Lock, Neutral	1
36	58-0800	Lever - Neutral Lock	1
37	3296-19	Nut - Lock	1
38	60-6740	Washer	3
39	48-6940	Spring	1
40	58-7290	Plate - Floor	1
42	60-0760	Clevis	1
43	48-8030	Washer	6
44	66-3160	Bolt	11
45	58-0400	Shroud - Front	1
46	62-7400	Decal - Toro	1
47	60-0600	Bracket	1
48	60-1110	Bushing	2

Ref. No.	Part No.	Description	No. Used
49	3-7877	Grip	1
50	325-8	Screw - Cap Hex. Hd.	1
51	3256-26	Washer - Flat	1
52	2411-44	Rod End - Ball Joint	1
53	76-3350	Spacer	1
54	76-3430	Rod	1
55	3296-25	Nut - Lock	1
56	3211-6	Screw - Cap Hex. Hd.	1
57	3256-45	Washer - Flat	2
58	76-3370	Bushing	1
59	3256-76	Washer - Flat	2
60	32121-11	Pin - Roll	2
61	76-3340	Link	1
62	76-3330	Spacer	1
63	3296-6	Nut - Lock	1

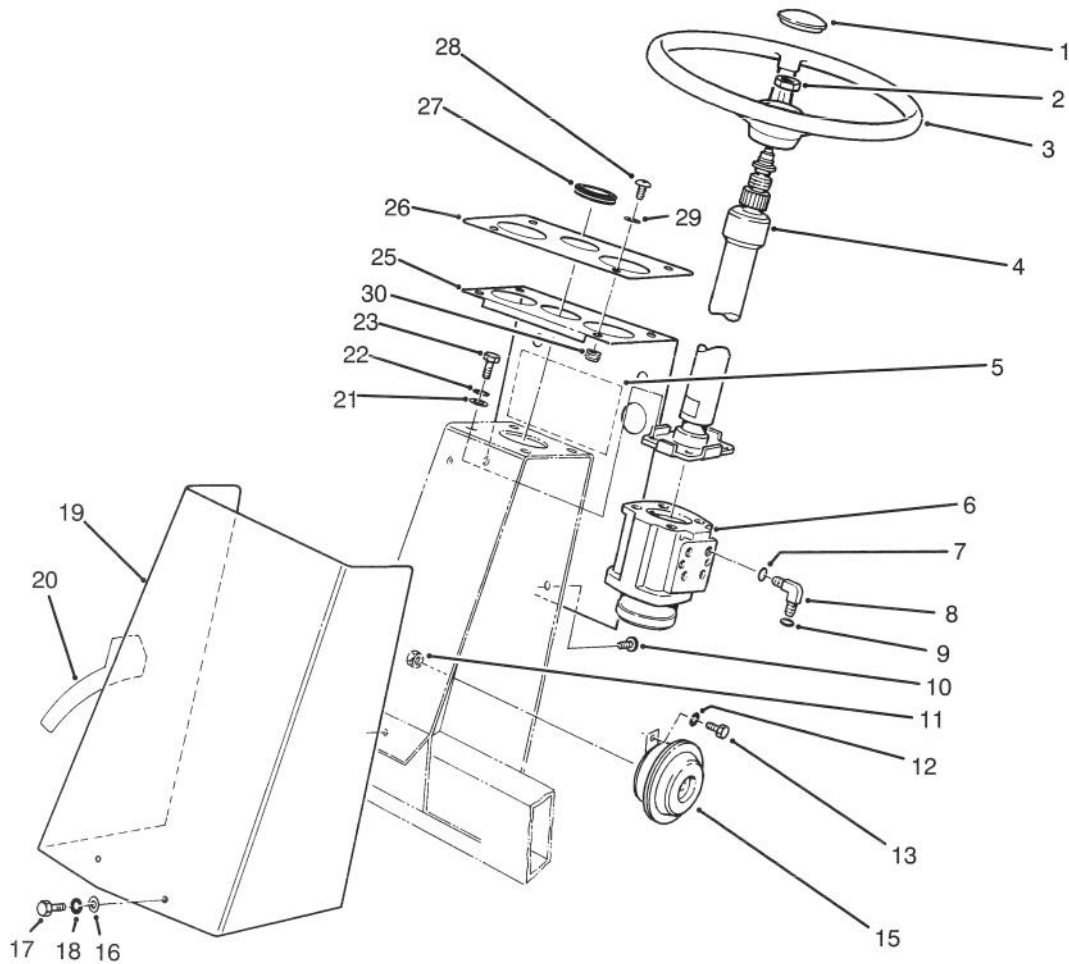


T-0114

FOOT PADS & BATTERY ASSEMBLY

Ref. No.	Part No.	Description	No. Used	Ref. No.	Part No.	Description	No. Used
1	59-7280	Foot Pad - Traction	1	8	58-6620	Foot Pad - L.H.	1
2	58-6510	Foot Pad - R.H.	1	†9		Battery	1
3	62-6440	Foot Pad	1	10	322-4	Screw - Cap Hex. Hd.	2
4	58-7390	Assembly - Foot Rest	1	11	3253-4	Washer - Lock	2
5	58-6630	Foot Pad - Center	1	13	58-7270	Bar - Clamp	1
6	59-7960	Decal - Latch	1	14	3256-16	Washer - Flat	3
7	48-7620	Bolt - Flange, Hex. Hd.	3				

†Obtain Locally

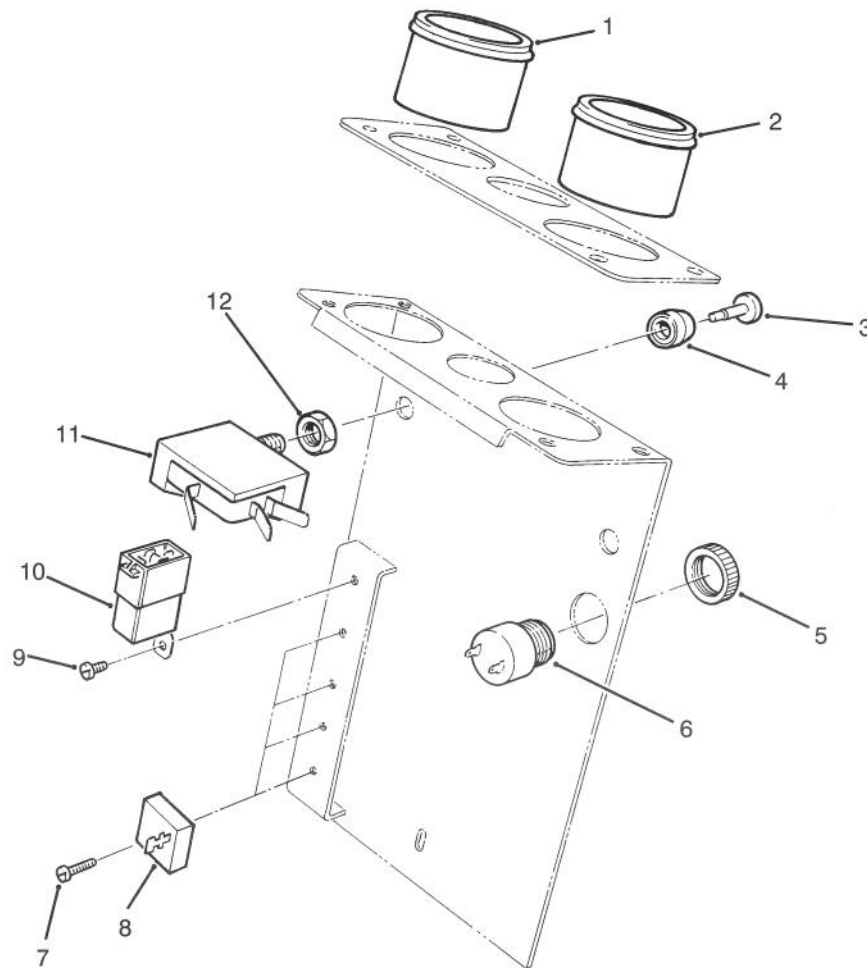


T-0115

STEERING TOWER ASSEMBLY

Ref. No.	Part No.	Description	No. Used
1	72-0130	Button - Horn	1
2	47-6990	Nut - Hex.	1
3	68-8080	Wheel - Steering	1
4	58-5960	Column - Steering	1
5	77-4830	Decal	1
6	74-2720	Valve - Steering	1
7	237-79	O-Ring	4
8	340-18	Fitting (Incl. Ref. #7 & 9)	4
9	237-22	O-Ring	4
10	60-3260	Screw	1
11	3217-6	Nut	1
12	3253-4	Washer - Lock	1
13	322-3	Screw - Cap Hex. Hd.	1
15	48-4590	Horn	1
16	48-8010	Washer	2

Ref. No.	Part No.	Description	No. Used
17	48-7610	Screw - Cap Hex. Hd.	2
18	43-5930	Washer - Lock	2
19	58-0500	Cover	1
20	63-4540	Decal - Ground Speed (Model No. 03700)	1
20	63-4530	Decal - Ground Speed (Model No. 03701)	1
21	3256-24	Washer - Flat	4
22	3253-5	Washer - Lock	4
23	323-8	Screw - Cap Hex. Hd.	4
25	82-9310	Panel - Display	1
26	82-5890	Panel - Display	1
27	60-0790	Grommet	1
28	3274-68	Screw - Hex. Button Hd.	4
29	3256-1	Washer - Flat	4
30	3296-42	Nut - Lock	4



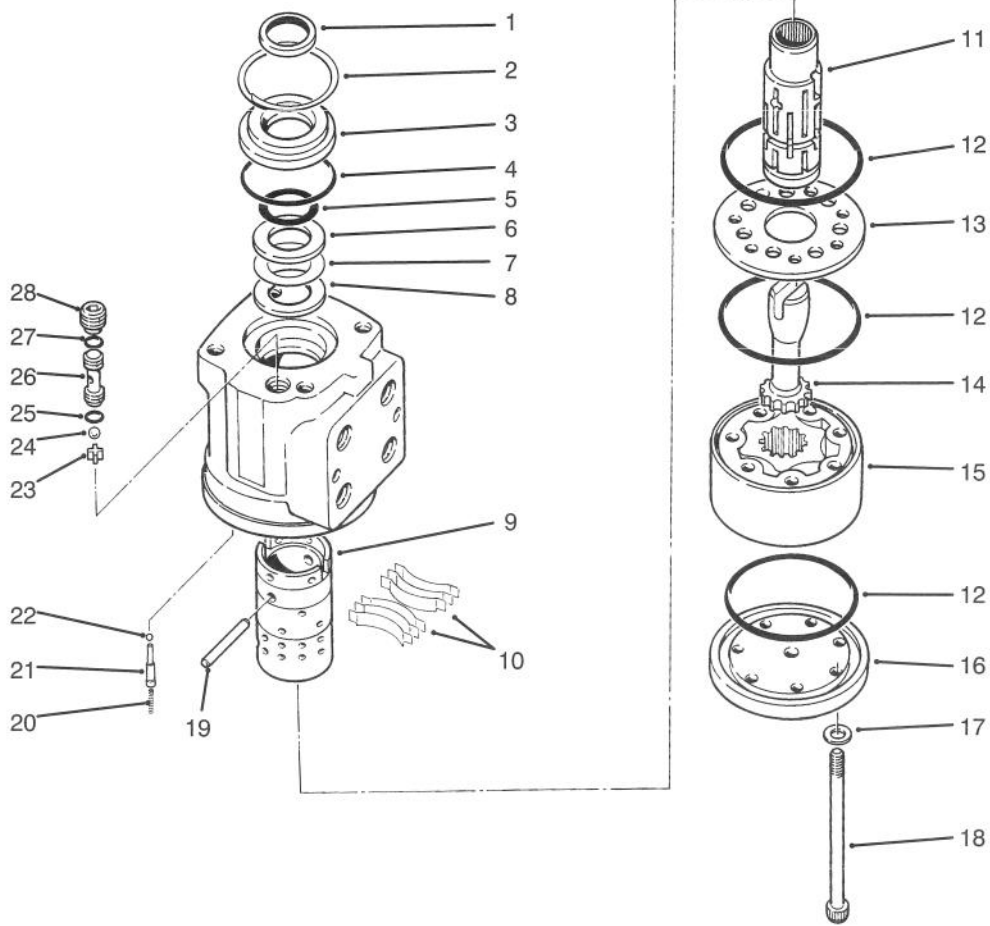
T-1222

STEERING TOWER ELECTRICAL ASSEMBLY

Ref. No.	Part No.	Description	No. Used	Ref. No.	Part No.	Description	No. Used
1	71-4210	Cluster - Lights, Warning	1	8	37-7600	Rectifier	4
2	71-4200	Cluster - Lights, Warning	1	9	3251-1	Screw - Pan Hd.	1
3	43-6280	Button - Push	2	10	63-7590	Relay	1
4	43-6420	Bezel - Locking	2	11	43-6290	Switch	2
‡5		Nut	1			(Incl. Ref. #3, 4 & 12)	2
6	80-9330	Alarm - Audio (Incl. Ref. #5)	1	12	218-498	Nut - Hex.	2
7	3251-4	Screw - Pan Hd.	4	*	219-17	Bulb - Warning Light	8

‡Not Serviceable Separately

*Not Illustrated



T-1065

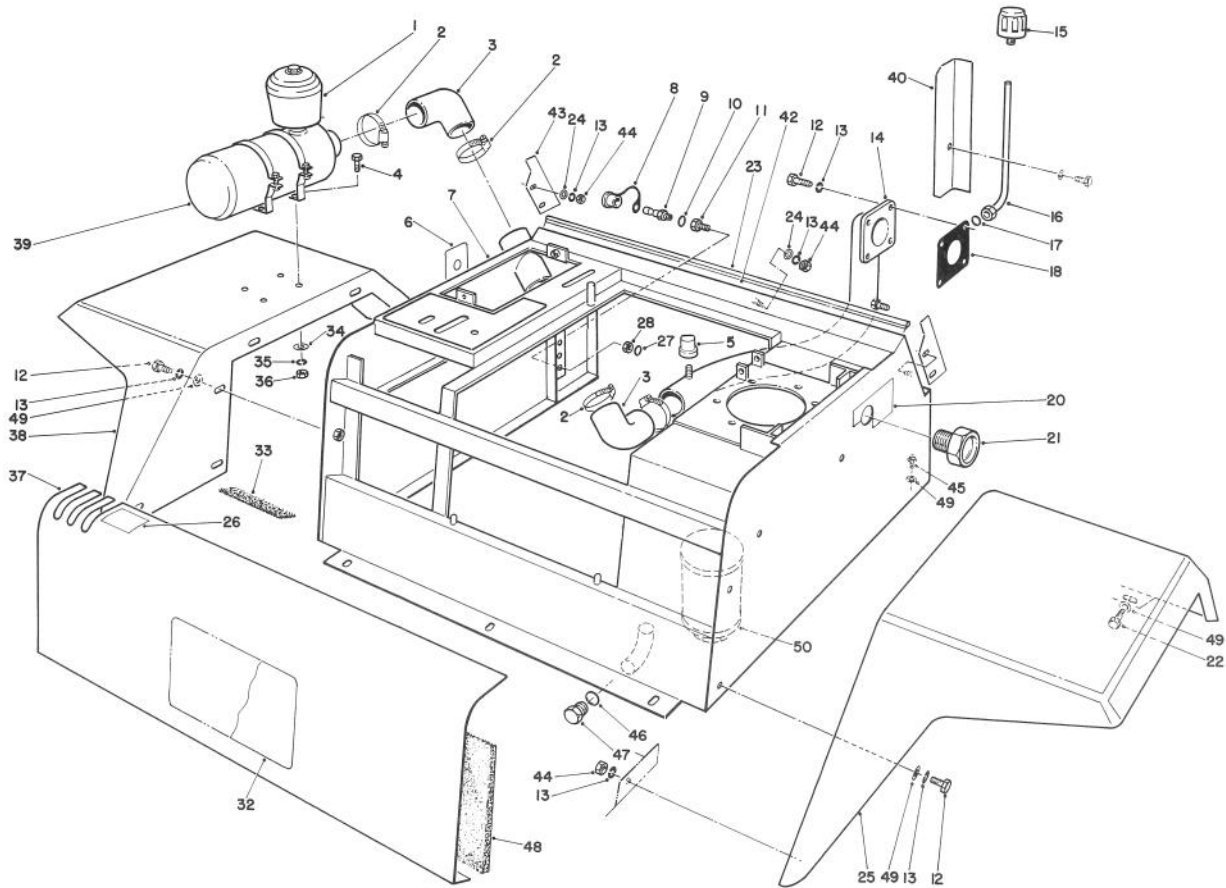
POWER STEERING VALVE ASSEMBLY NO. 74-2720

Ref. No.	Part No.	Description	No. Used
†1		Seal 1" I.D.	1
2	52-9230	Ring - Retaining	1
3	52-9240	Bushing - Seal Gland	1
†4		Seal 1.875 I.D.	1
†5		Seal - Quad Ring 1.062 I.D.	1
6	59-6730	Race - Bearing	2
7	59-6740	Bearing - Needle, Thrust	1
†8		Housing	1
†9		Sleeve - Control	1
10	59-6820	Kit - Centering Spring	1
†11		Spool - Control	1
†12		Seal	3
13	74-3100	Plate - Spacer	1
14	59-6860	Drive	1
15	59-6870	Gerotor	1
16	59-6890	Cap - End	1
17	70-8290	Washer - Sealing	7

Ref. No.	Part No.	Description	No. Used
18	59-6900	Screw - Cap	7
19	59-6830	Kit - Pin, Centering	1
20	74-3090	Spring	2
21	74-3130	Plug - Retainer	2
22	74-3140	Ball - Check	2
23	52-9290	Retainer - Ball, Check	1
24	52-9280	Ball - Check	1
†25		Seal	1
26	52-9270	Seat - Check Ball	1
†27		Seal	1
28	52-9260	Screw - Set	1
*	52-9250	Kit - Bearing, Needle (Incl. Ref. #7 & 8)	1
*	49-0170	Kit - Seal (Incl. Ref. #1, 4, 5, 12, 25 & 27)	1

*Not Illustrated

†Not Serviceable Separately

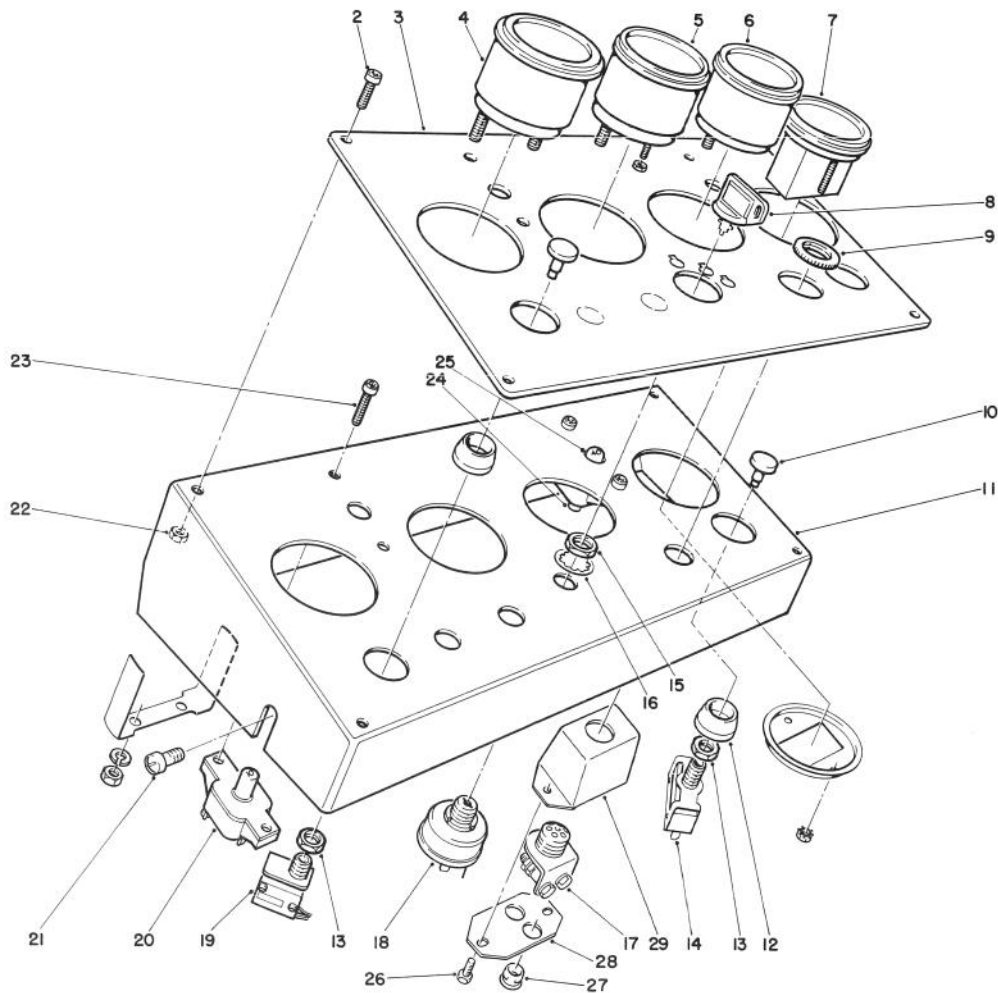


T-0118A

FENDERS & CENTER CONSOLE ASSEMBLY

Ref. No.	Part No.	Description	No. Used
1	48-7430	Assy. - Filter, Pre-Cleaner	1
2	2412-42	Clamp	4
3	60-0060	Elbow	2
4	66-3160	Bolt	4
5	69-1940	Indicator - Elect.	1
6	58-6680	Panel - Test Ports	1
7	58-1910	Assembly - Console, Center	1
8	353-947	Cap - Dust	5
9	59-7410	Fitting - Diagnostic (Incl. Ref. #10)	5
10	237-42	O-Ring	5
11	58-6580	Fitting (Incl. Ref. #27 & 28)	5
12	48-7620	Bolt	14
13	43-5930	Washer - Lock	22
14	80-4840	Pipe - Air Intake	1
15	68-6150	Breather	1
16	60-1870	Assembly - Pipe	1
17	237-65	O-Ring	1
18	51-6550	Gasket	1
20	59-7290	Decal - Hyd. Fill	1
21	58-5940	Sight Glass	1
22	48-6900	Screw - Self-Tap	4
23	58-5360	Seal	1

Ref. No.	Part No.	Description	No. Used
24	48-8010	Washer	8
25	58-0980	Fender - L.H.	1
26	62-6290	Decal - Lift Lever	1
27	237-21	O-Ring	5
28	3220-11	Nut - Hex.	5
32	58-6540	Decal - Operator Warning	1
33	68-7840	Strip - Foam	1
34	48-8030	Washer	4
35	48-9570	Washer - Lock	4
36	48-7930	Nut - Hex.	4
37	58-1750	Panel - Access	1
38	58-0990	Fender - R.H.	1
39	48-4220	Assembly - Air Filter (Complete)	1
40	60-2020	Shield - Heat	1
42	58-3620	Seal Plate - Front	1
43	58-3070	Seal Plate - Side	2
44	48-7890	Nut	10
45	48-6900	Screw - Self-Tapping	2
46	237-80	O-Ring	1
47	58-9160	Plug - Drain	1
48	68-7810	Panel - Lining	1
49	3256-16	Washer - Flat	16
50	48-7120	Element - Suction	1



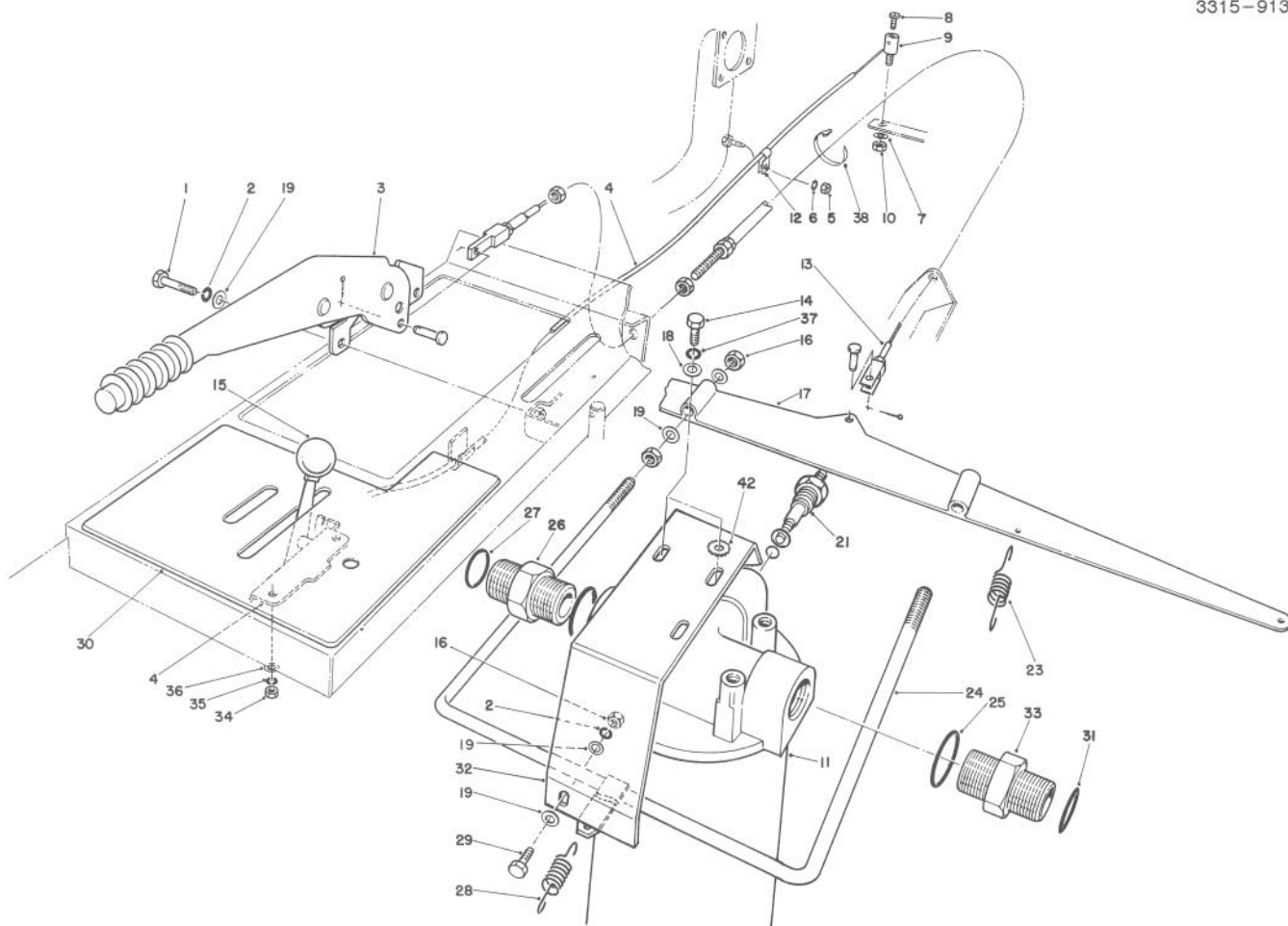
T-1210

INSTRUMENT PANEL

Ref. No.	Part No.	Description	No. Used
2	3274-68	Screw - Mach.	4
3	82-9290	Plate - Face, Instrument	1
4	77-4840	Speedometer	1
5	63-7430	Gauge - Temperature	1
6	66-2940	Gauge - Fuel	1
7	66-2950	Hourmeter	1
8	63-8360	Key - Ignition	2
†9		Nut	1
10	43-6280	Button - Push	2
11	82-9300	Panel W.A. - Instrument	1
12	43-6420	Bezel	2
13	218-498	Nut - Hex.	2
14	59-7220	Switch - Glow Plug (Incl. Ref. #10, 12 & 13)	1
15	218-446	Nut - Switch	1
16	218-447	Washer - Lock, Switch	1

Ref. No.	Part No.	Description	No. Used
17	58-2040	Indicator - Glow Plug (Incl. Ref. #9)	1
18	27-2360	Switch - Key	1
19	72-9760	Switch - Override (Incl. Ref. #10, 12 & 13)	1
20	43-4001	Breaker - Circuit, 10 amp.	1
21	60-2170	Screw - Pan Hd.	2
22	3296-42	Nut - Lock	4
23	3274-90	Screw	4
24	3250-18	Screw - Mach. Pan Hd.	2
25	43-4000	Breaker - Circuit, 40 amp.	1
26	32144-73	Screw - Cap Hex. Hd.	2
27	92-5256	Bushing - Universal	2
28	92-5257	Plate	1
29	92-5258	Shield - Glow Plug Indicator	1

†Not Serviceable Separately

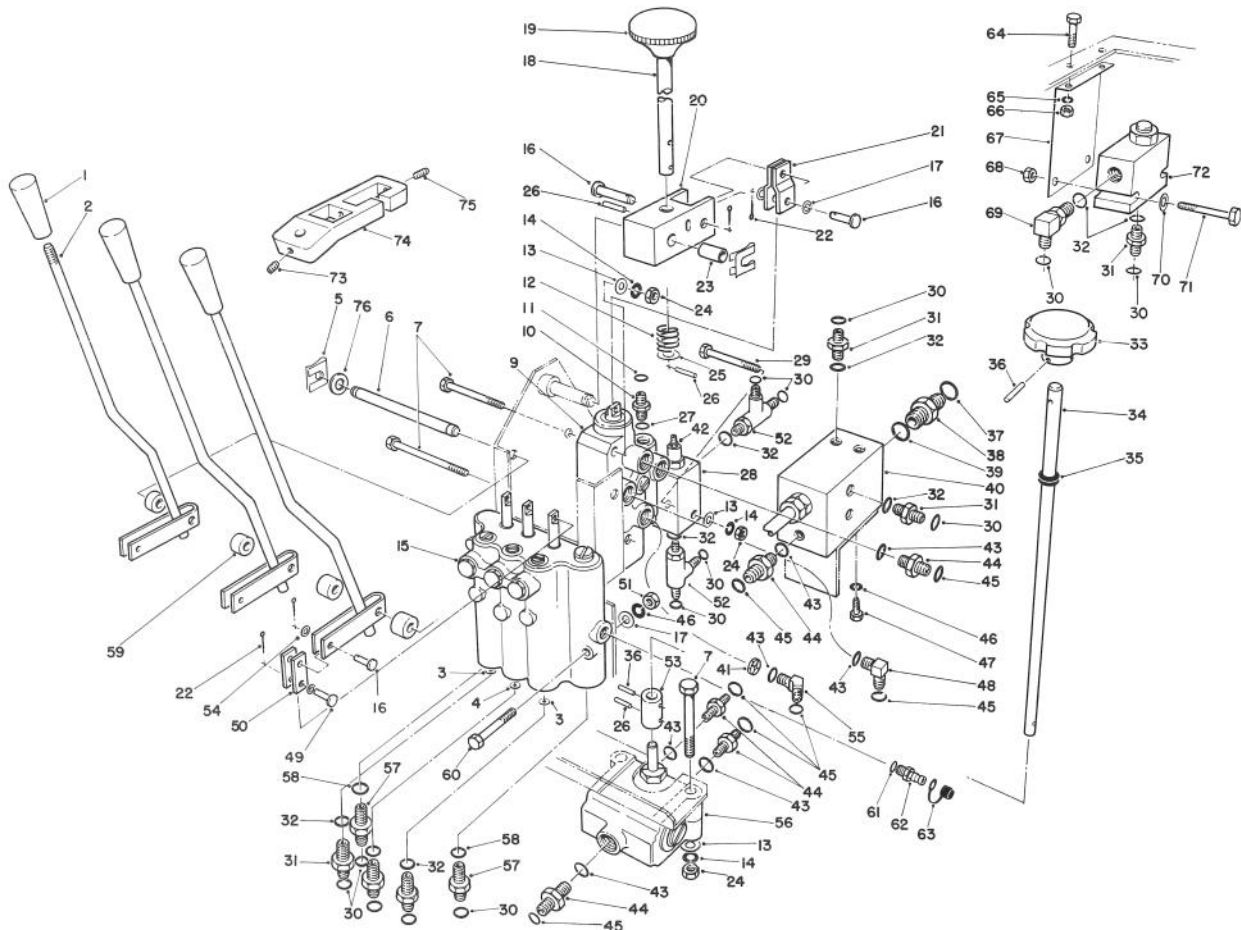


T-0120

PARKING BRAKE, THROTTLE & OIL FILTER ASSEMBLY

Ref. No.	Part No.	Description	No. Used	Ref. No.	Part No.	Description	No. Used
1	48-7700	Bolt	2	23	60-2140	Spring	2
2	48-9570	Washer - Lock	2	24	58-2270	Assembly - Rod	1
3	53-6070	Brake - Parking	1	25	237-123	O-Ring	2
4	59-7240	Assembly - Throttle (Incl. Ref. #15)	1	26	340-80	Adapter (Incl. Ref. #25 & 27)	1
5	48-7890	Nut - Hex.	1	27	340-65	O-Ring	1
6	43-5930	Washer - Lock	1	28	48-6940	Spring	1
7	3256-22	Washer - Flat	1	29	322-6	Bolt	2
8	25-8640	Screw	1	30	58-6560	Panel - Side, Control	1
9	25-9090	Swivel	1	31	340-64	O-Ring	1
10	3296-13	Nut - Hex.	1	32	84-6470	Bracket - Filter	1
†11	86-6110	Assembly - Element	1	33	340-10	Adapter (Incl. Ref. #25 & 31)	1
12	2412-31	Clip	1	34	48-7880	Nut - Hex.	2
13	58-7030	Cable - Brake	1	35	48-8000	Washer - Lock	2
14	323-4	Bolt	3	36	52-6430	Washer	2
15	233-25	Knob	1	37	3253-5	Washer - Lock	3
16	48-7930	Nut - Hex.	4	38	250-1	Cable - Tie	1
17	58-2170	Bar	1	39	3256-23	Washer - Flat	4
18	3256-3	Washer - Flat	3	40	3253-4	Washer - Lock	2
19	48-8030	Washer	6	41	3217-6	Nut - Hex.	2
21	86-6100	Switch - Filter Warning	1	42	3255-9	Washer - Lock E.T.L.W.	1
22	86-6090	Assembly - Filter, Hyd. Oil (Incl. Ref. #11 & 21)	1				

†Do Not Substitute



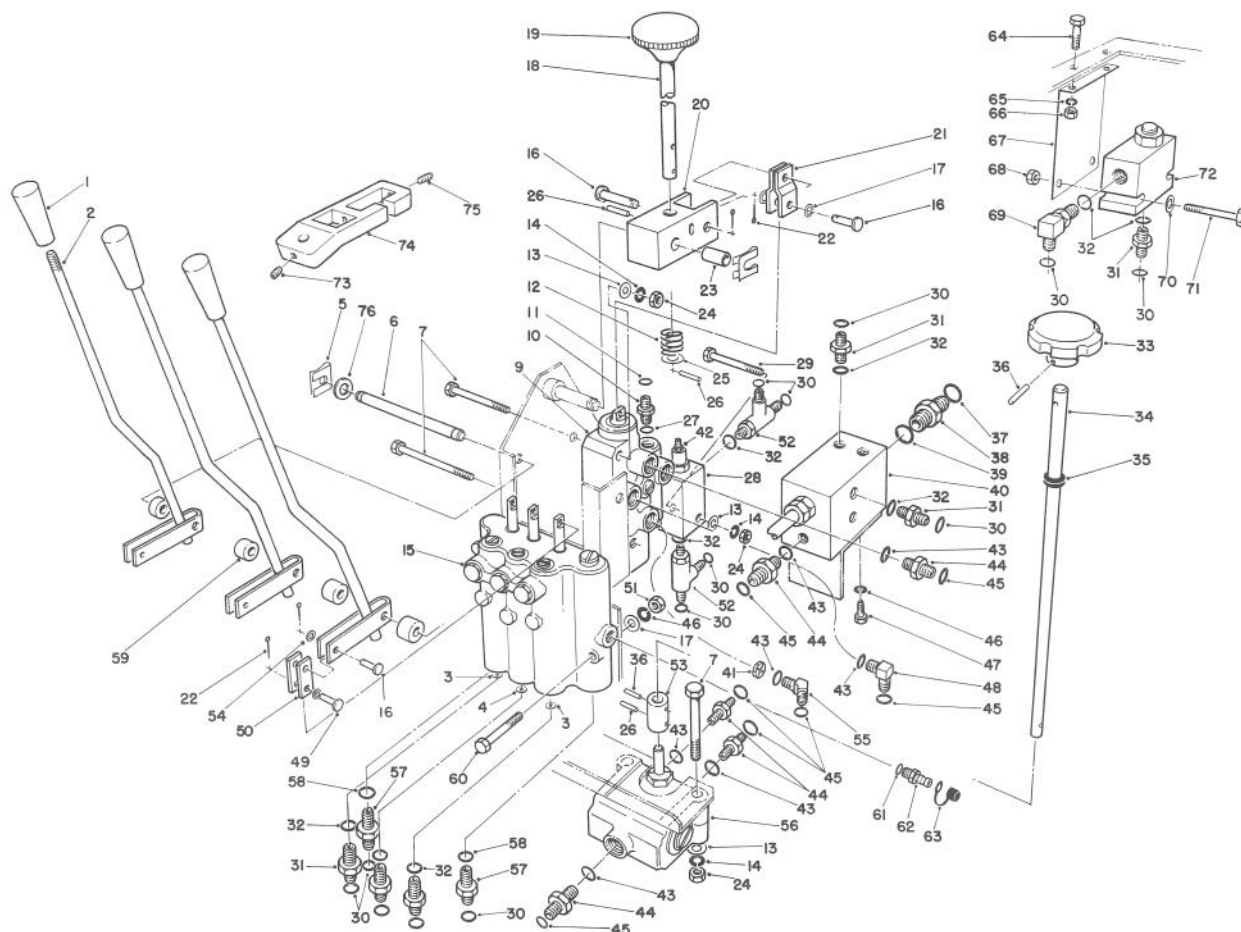
T-0121B

VALVE CONTROLS ASSEMBLY

Ref. No.	Part No.	Description	No. Used
1	233-39	Knob	3
2	74-3190	Lever - Lift	3
3	84-6400	Orifice - .047 Dia.	2
4	84-6401	Orifice - .052 Dia.	1
5	60-5690	Clip - Safety	3
6	58-1520	Pin - Pivot	1
7	322-12	Bolt	4
9	63-4800	Valve - Control	1
10	340-92	Fitting (Incl. Ref. #11 & 27)	1
11	237-21	O-Ring	1
12	58-7190	Spring	1
13	3256-23	Washer - Flat	5
14	3253-4	Washer - Lock	5
15	84-6200	Valve - Lift Control	1
16	58-3830	Pin - Clevis	5
17	48-8010	Washer	4
18	58-4450	Lever	1
19	233-10	Knob	1
20	58-4460	Clevis	1
21	58-1570	Link	2
22	58-1480	Pin - Cotter	8
23	60-0550	Bushing	1
24	3217-6	Nut - Hex.	5
25	48-9580	Washer	4
26	32121-118	Pin - Roll	2

Ref. No.	Part No.	Description	No. Used
27	237-78	O-Ring	1
28	58-5520	Valve (Incl. Ref. #42)	1
29	322-9	Bolt	1
30	237-22	O-Ring	15
31	340-2	Fitting (Incl. Ref. #30 & 32)	8
32	237-42	O-Ring	11
33	59-7130	Knob	1
34	58-1510	Shaft	1
35	59-7910	Grommet	1
36	60-2110	Pin - Spirol	2
37	340-64	O-Ring	1
38	340-80	Fitting (Incl. Ref. #37 & 39)	1
39	237-123	O-Ring	1
40	58-2150	Manifold	1
41	66-5410	Orifice	1
†42		Cartridge - Pressure Relief	1
43	237-80	O-Ring	9
44	340-7	Fitting (Incl. Ref. #43 & 45)	6
45	237-65	O-Ring	9
46	43-5930	Washer - Lock	4
47	48-7620	Bolt	2

†Not Serviceable Separately.

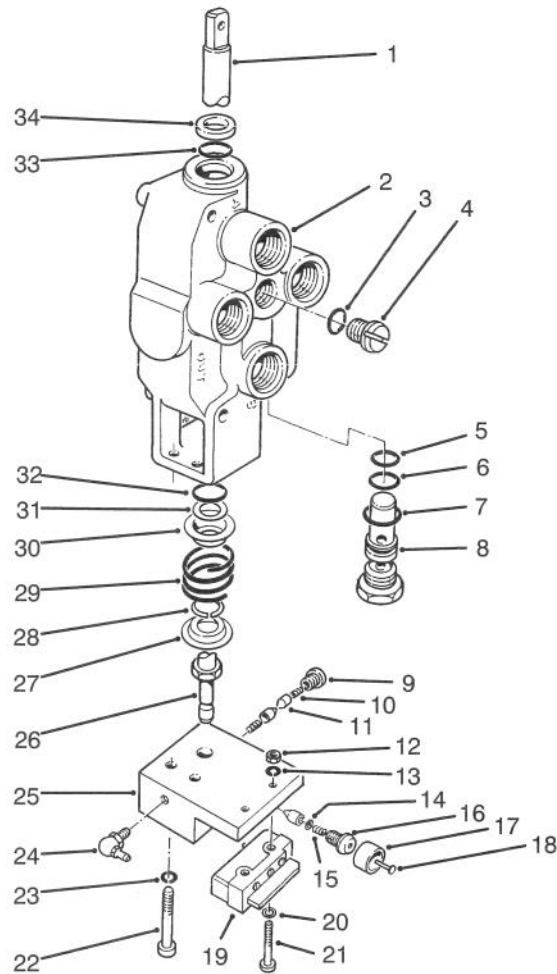


T-0121B

VALVE CONTROLS ASSEMBLY (Continued)

Ref. No.	Part No.	Description	No. Used	Ref. No.	Part No.	Description	No. Used
48	340-17	Fitting (Incl. Ref. #43 & 45)	2	63	353-947	Cap - Dust	1
49	58-3810	Pin - Clevis	3	64	321-3	Screw - Cap Hex Hd.	2
50	58-1560	Link	6	65	3253-3	Washer - Lock	2
51	48-7890	Nut - Hex.	1	66	3217-5	Nut - Hex.	2
52	340-86	Tee	2	67	63-4690	Bracket - Valve	1
53	58-1530	Coupling	1	68	3296-8	Nut - Lock	2
54	52-6430	Washer	10	69	340-77	Elbow - 90° (Incl. Ref. #30 & 32)	1
55	66-5860	Adapter - 45° (Incl. Ref. #43 & 45)	1	70	3256-22	Washer - Flat	2
56	58-5490	Valve - Flow Control (Model No. 03700)	1	71	321-10	Screw - Cap Hex. Hd.	2
56	58-5491	Valve - Flow Control (Model No. 03701)	1	72	63-4700	Valve - Flow Regulator (Model No. 03700)	1
57	340-3	Fitting (Incl. Ref. #30 & 58)	2	72	63-4701	Valve - Flow Regulator (Model No. 03701)	1
58	237-79	O-Ring	2	73	3245-44	Screw - Set	1
59	58-1540	Spacer	4	74	74-3170	Linkage - Cross Cut Control	1
60	60-6650	Bolt	2	75	3245-45	Screw - Set	2
61	237-42	O-Ring	1	76	3256-24	Washer - Flat	2
62	59-7410	Fitting - Diagnostic (Incl. Ref. #61)	1	*	66-5590	Kit - Seal (For Item #72)	1
				*	66-5580	Kit - Seal Repair (For Item #28)	1

*Not Illustrated



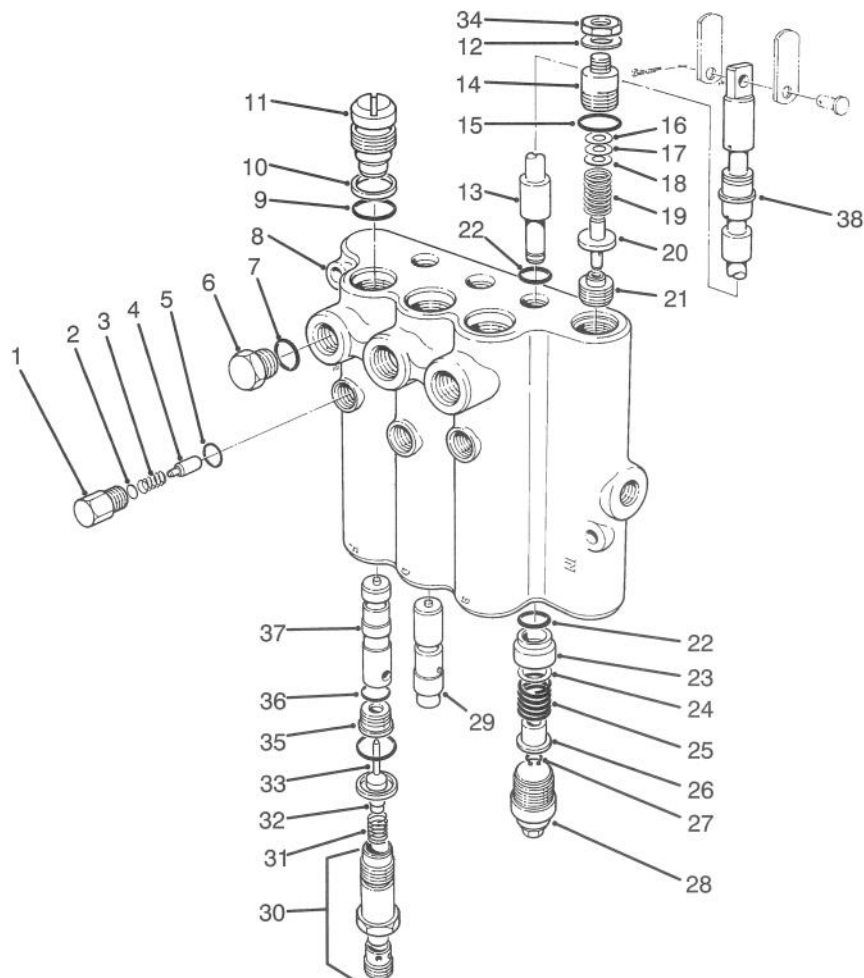
T-0123

REEL CONTROL VALVE ASSEMBLY NO. 63-4800

Ref. No.	Part No.	Description	No. Used	Ref. No.	Part No.	Description	No. Used
†1		Spool	1	19	60-4550	Switch - Micro	1
†2		Body	1	20	3256-13	Washer - Flat	2
3	59-8140	O-Ring	1	21	66-5430	Screw - Machine	2
4	59-8160	Plug (Incl. Ref. #3)	1	22	63-4830	Screw - Cap Hd.	2
5	63-4440	O-Ring	1	23	59-8070	Washer - Lock	2
6	59-7860	Washer - Backup	1	24	302-66	Fitting - Grease	1
7	42-1220	O-Ring	1	25	63-4820	Detent - Block	1
8	63-4780	Valve - Relief (Incl. Ref. #5-7)	1	26	63-4840	Spool - Screw	1
9	59-8060	Plug - Detent	1	27	59-8100	Washer - Shallow	1
10	59-8050	Spring - Detent	2	28	59-8170	Washer - Wire	1
11	59-8150	Pawl - Detent	3	29	59-8040	Spring	1
12	66-5440	Nut - Lock	2	30	59-8080	Washer - Deep	1
13	3253-19	Washer - Lock	2	31	59-8180	Washer	1
14	63-4860	Circlip	1	32	59-7780	O-Ring	1
15	63-4510	Spring	1	33	59-81 20	O-Ring	1
16	59-8230	Plug	1	34	59-8190	Wiper	1
17	66-5420	Sleeve	1	*	59-8250	Kit - Seal (Incl. Ref. #3, 4-7, 32 & 34)	1
18	63-4850	Plunger	1				

*Not Illustrated

†Not Serviceable Separately



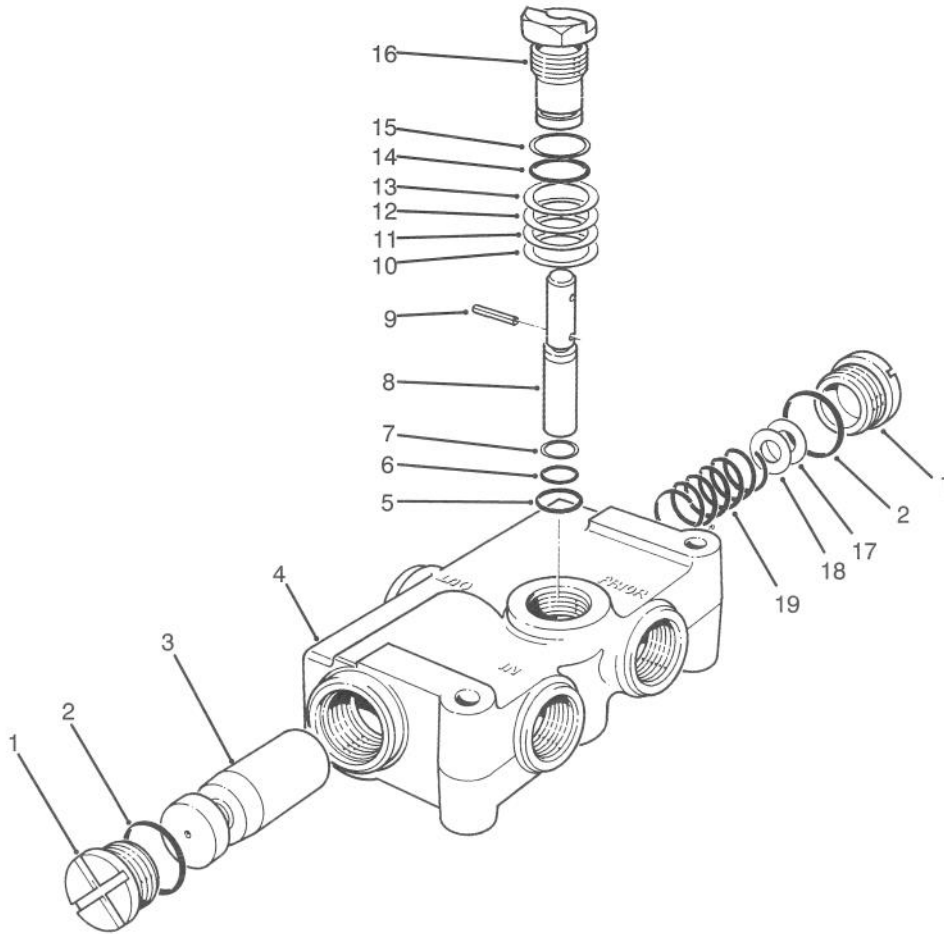
T-0124A

CONTROL VALVE ASSEMBLY NO. 84-6200

Ref. No.	Part No.	Description	No. Used	Ref. No.	Part No.	Description	No. Used
1	58-6780	Assembly - Plug (Incl. Ref. #5)	3	†21		Seat	1
2	60-6450	Disc	A/R	22	58-6450	O-Ring	6
3	58-6760	Spring	3	23	58-6400	Bushing	3
4	58-6770	Detent Plunger	3	24	58-6700	Washer	3
5	58-6790	O-Ring	3	25	58-6730	Spring	3
6	58-6710	Assembly - Plug (Incl. Ref. #7)	3	26	58-6310	Spacer	3
7	58-6720	O-Ring	3	27	58-6460	Ring - Retaining	3
†8		Body	1	28	58-6420	Assembly - Cap	3
9	60-5720	O-Ring	6	29	84-6430	Plunger	1
10	58-6370	Washer - Backup	6	30	58-6380	Assembly - Plug	3
11	58-6350	Assembly - Plug (Incl. Ref. #9 & 10)	3	31	58-6410	Spring	3
†12		Washer	1	32	60-6440	Eyelet	3
†13		Spool	3	33	58-6290	Assembly - Poppet	3
14	69-1830	Assembly - Plug (Incl. Ref. #12, 15 & 34)	1	†34		Nut - Lock	1
15	58-6750	O-Ring	1	35	58-6330	Assembly - Seat (Incl. Ref. #36)	3
16	58-6470	Washer	A/R	36	58-6340	O-Ring	3
17	58-6480	Washer	A/R	37	84-6420	Plunger	2
18	58-6490	Washer	A/R	38	58-6320	Wiper - Seal	3
19	84-6450	Spring	1	*	84-6400	Orifice - .047 Dia.	2
20	58-6440	Poppet	1	*	84-6401	Orifice - .052 Dia.	1
				*	60-3780	Kit - Seal - (Incl. Ref. #5, 7, 9, 10, 15, 22, 27, 33, 36 & 38)	1

*Not Illustrated

†Not Serviceable Separately



T-0125

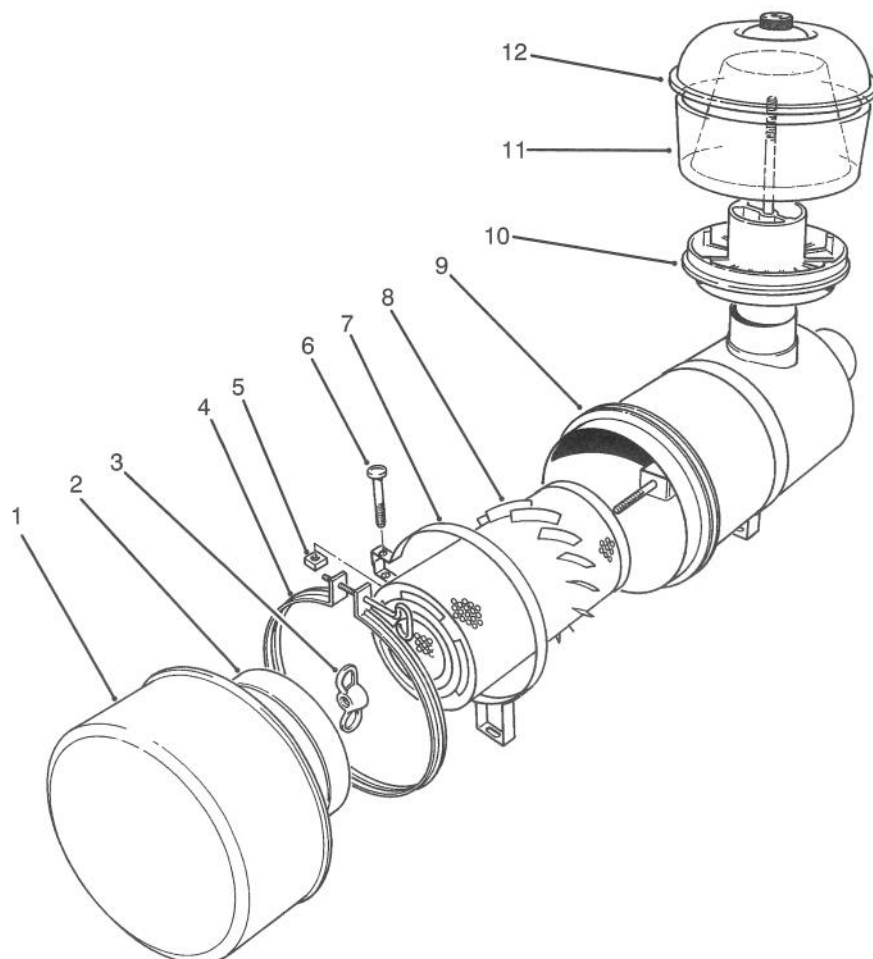
PRIORITY FLOW CONTROL VALVE 58-5490 (MODEL NO. 03700) & 58-5491 (MODEL NO. 03701)

Ref. No.	Part No.	Description	No. Used
1	59-7600	Assembly - Plug (Incl. Ref. #2)	2
2	59-7610	O-Ring	2
†3		Spool	1
†4		Body	1
5	59-7640	O-Ring	1
6	59-7650	O-Ring	1
7	60-5950	Washer - Backup	1
8	59-7670	Metering Stem	1
9	59-7680	Pin - Groove	1
10	59-7690	Shim	A/R
11	59-7700	Shim	A/R

Ref. No.	Part No.	Description	No. Used
12	59-7710	Shim	A/R
13	59-7720	Shim	A/R
14	59-7780	O-Ring	1
15	58-6370	Washer - Backup	1
16	59-7740	Plug - Metering (03700)	1
16	74-3150	Plug - Metering (03701)	1
17	59-7750	Shim	A/R
18	59-7760	Shim	A/R
19	59-7770	Spring	1
*	63-4520	Kit - Seal (Incl. Ref. #2, 5-7, 14 & 15)	1

*Not Illustrated

†Not Serviceable Separately.



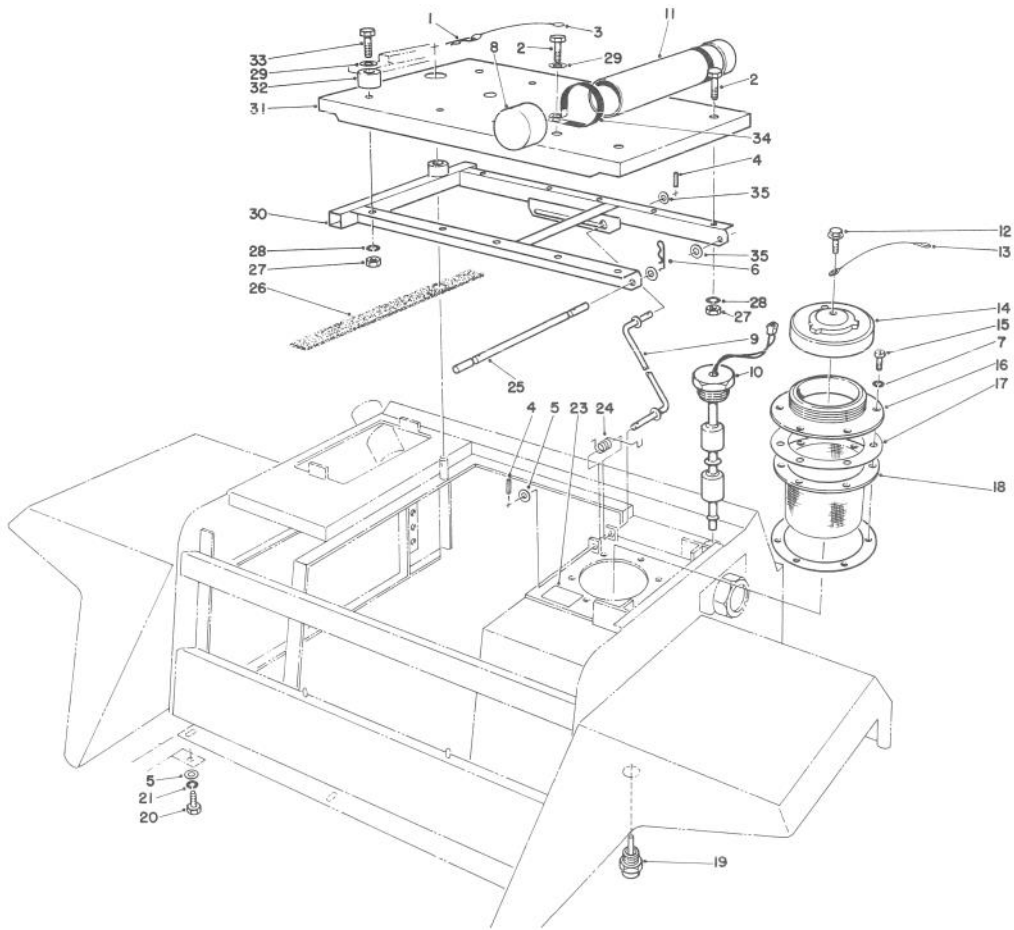
T-0126

AIR CLEANER ASSEMBLY

Ref. No.	Part No.	Description	No. Used	Ref. No.	Part No.	Description	No. Used
1	27-7150	Assembly - Cup	1	10	62-6300	Assembly - Sleeve	1
2	27-7140	Baffle	1	11	33-1270	Bowl	1
3	27-7120	Nut	1	12	33-1260	Assembly - Cover	1
4	27-7130	Assembly - Clamp	1	*	48-7430	Assembly - Pre-Cleaner (Incl. Ref. #10-12)	1
5	32107-11	Nut - Square	2	*	48-4220	Assembly - Air Filter (Incl. Ref. #1-4 & 8-9)	1
6	3258-19	Screw - Machine	2	*	27-7220	Soap - Air Cleaner	1
7	27-7170	Assembly - Band (Incl. Ref. #5 & 6)	2				
8	27-7110	Assembly - Element	1				
†9		Housing	1				

*Not Illustrated

†Not Serviceable Separately



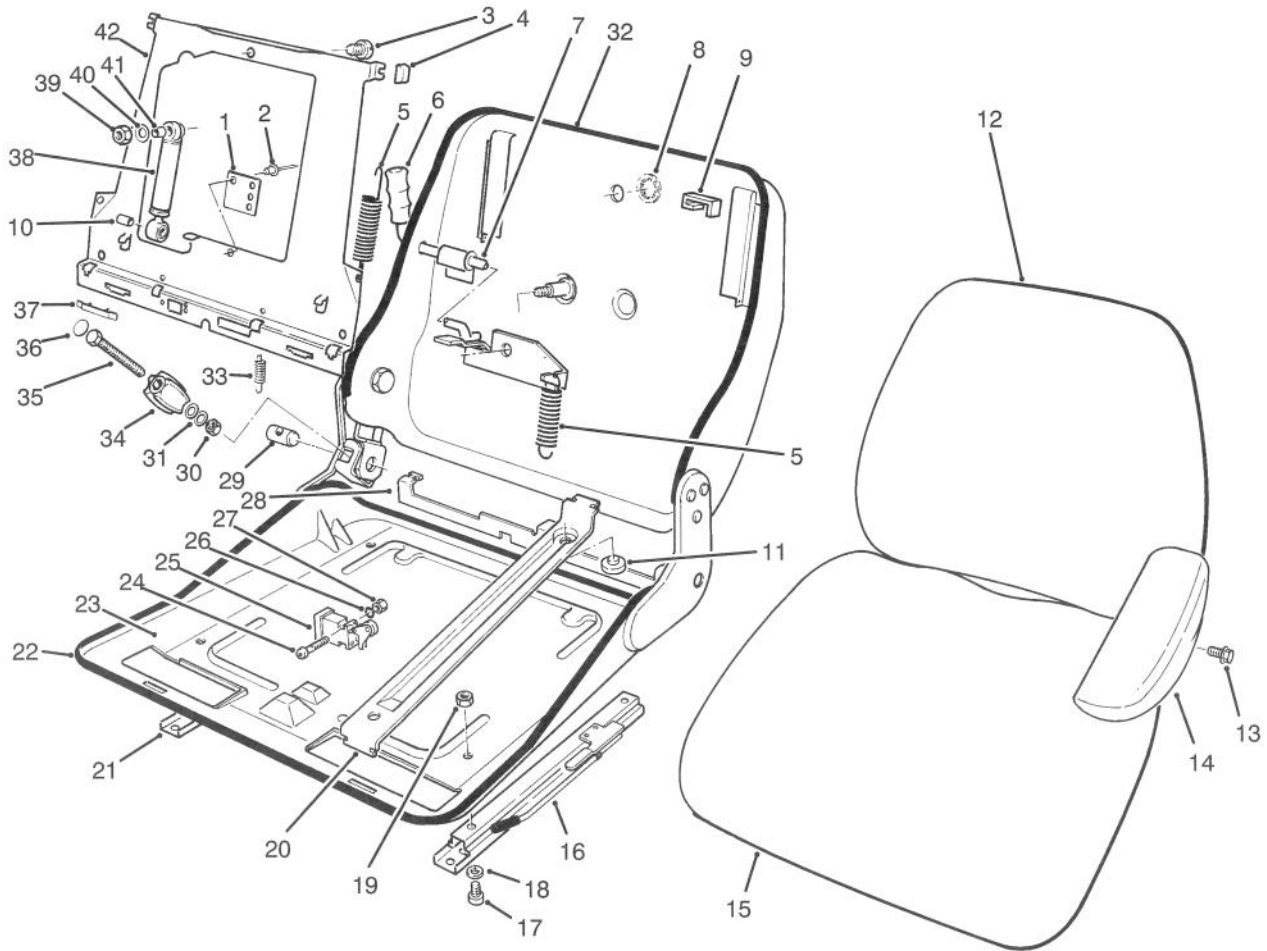
T-0127

SEAT PLATFORM & FILLER CAP ASSEMBLY

Ref. No.	Part No.	Description	No. Used	Ref. No.	Part No.	Description	No. Used
1	3390-355	Clip - Retaining	1	19	60-5580	Switch - Temperature	1
2	66-3160	Screw - Cap Hex. Hd.	6	20	48-9470	Screw - Cap Hex. Hd.	2
3	60-2160	Wire - Retaining (Incl. Ref. #1)	1	21	48-9590	Washer - Lock	2
4	3272-11	Pin - Cotter	2	23	58-6530	Decal - Hydraulic Oil	1
5	48-9580	Washer	2	24	60-0050	Spring	1
6	3290-250	Pin - Hair, Cotter	2	25	58-1640	Pin - Seat Pivot	1
7	3253-15	Washer - Lock	6	26	68-7850	Strip - Foam	1
8	65-5890	Cap - Tube	2	27	48-7930	Nut - Hex.	10
9	58-1650	Rod - Seat	1	28	48-9570	Washer - Lock	10
10	82-9340	Switch - Oil Level	1	29	48-8030	Washer	6
11	65-5870	Tube - Manual	1	30	58-1580	Assembly - Frame, Seat	1
†12		Screw - Washer Face	1	31	58-9830	Plate - Seat	1
†13		Wire - Tie	1	32	26-4840	Spacer	4
†14		Cap	1	33	48-7730	Screw - Cap Hex. Hd.	4
15	3252-16	Screw	6	34	2412-102	R-Clamp	2
†16		Ring	1	35	3256-24	Washer - Flat	4
17	58-6820	Gasket	2	*	58-6800	Filler Cap Assembly (Incl. Ref. #12-14 & 16-18)	1
†18		Screen	1				

*Not Illustrated

†Not Serviceable Separately



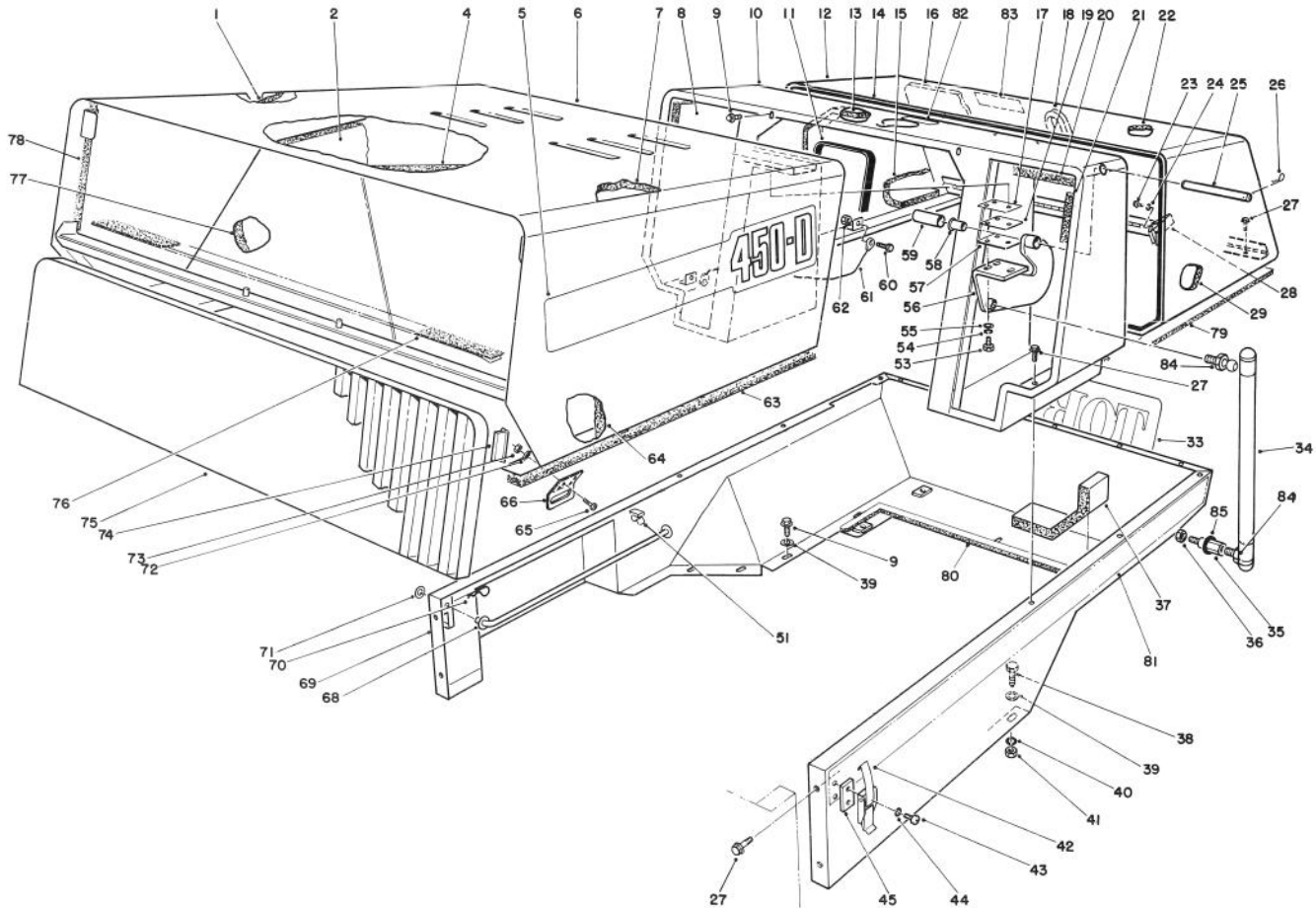
T-1208

SUSPENSION SEAT ASSEMBLY

Ref. No.	Part No.	Description	No. Used	Ref. No.	Part No.	Description	No. Used
1	82-2850	Plate	1	23	82-2720	Frame - Seat	1
2	82-9680	Rivet	2	24	82-9640	Screw	2
3	82-9700	Screw	1	25	82-2810	Assembly - Switch (Incl. Ref. #24, & 26-27)	1
4	82-2730	Kit - Wear Parts (Incl. Ref. #8-11)	1	26	82-9620	Washer - Spring	2
5	82-2740	Spring Set - Tension	1	27	82-9630	Nut	2
6	56-4140	Grip - Handle	1	†28		Pivot - Back Plate	1
7	82-2870	Lever - Adjust	1	29	56-4170	Clevis - Threaded	1
†8		Cover	1	30	56-3890	Nut	1
†9		Bumper	2	31	56-3880	Washer	2
†10		Bushing	1	32	82-9720	Trim - Backrest	1
†11		Pad	2	33	82-2860	Spring Set - Tension	1
12	82-2800	Cushion - Backrest	1	34	82-2750	Assembly - Spindle Adj. (Incl. Ref. #29-31 & 34-36)	1
13	56-3850	Screw - Mach. Hex. Hd.	4	35	82-2710	Screw	1
14	55-4330	Arm Rest - L.H.	1	†36		Cover	1
*	55-4331	Arm Rest - R.H.	1	37	82-2830	Clamp	2
15	82-2840	Cushion - Bottom	1	38	82-2770	Assembly - Shock Absorber	1
16	92-2951	Rail - Adjust. L.H.	1	39	82-9670	Nut	1
17	82-9690	Screw	4	40	56-3940	Washer	1
18	82-9660	Washer	4	41	82-2760	Kit - Bushing (Incl. Ref. #39 & 40)	1
19	82-9650	Nut	4	†42		Plate - Backrest	1
20	82-2820	Assembly - Swing Arm (Incl. Ref. #28 & 41))	1	*	82-2880	Assembly - Weight Adj. (Incl. Ref. #5-7 & 41)	1
21	82-2790	Rail - Adjust. R.H.	1				
22	82-9710	Trim - Bottom	1				

*Not Illustrated

†Not Serviceable Separately



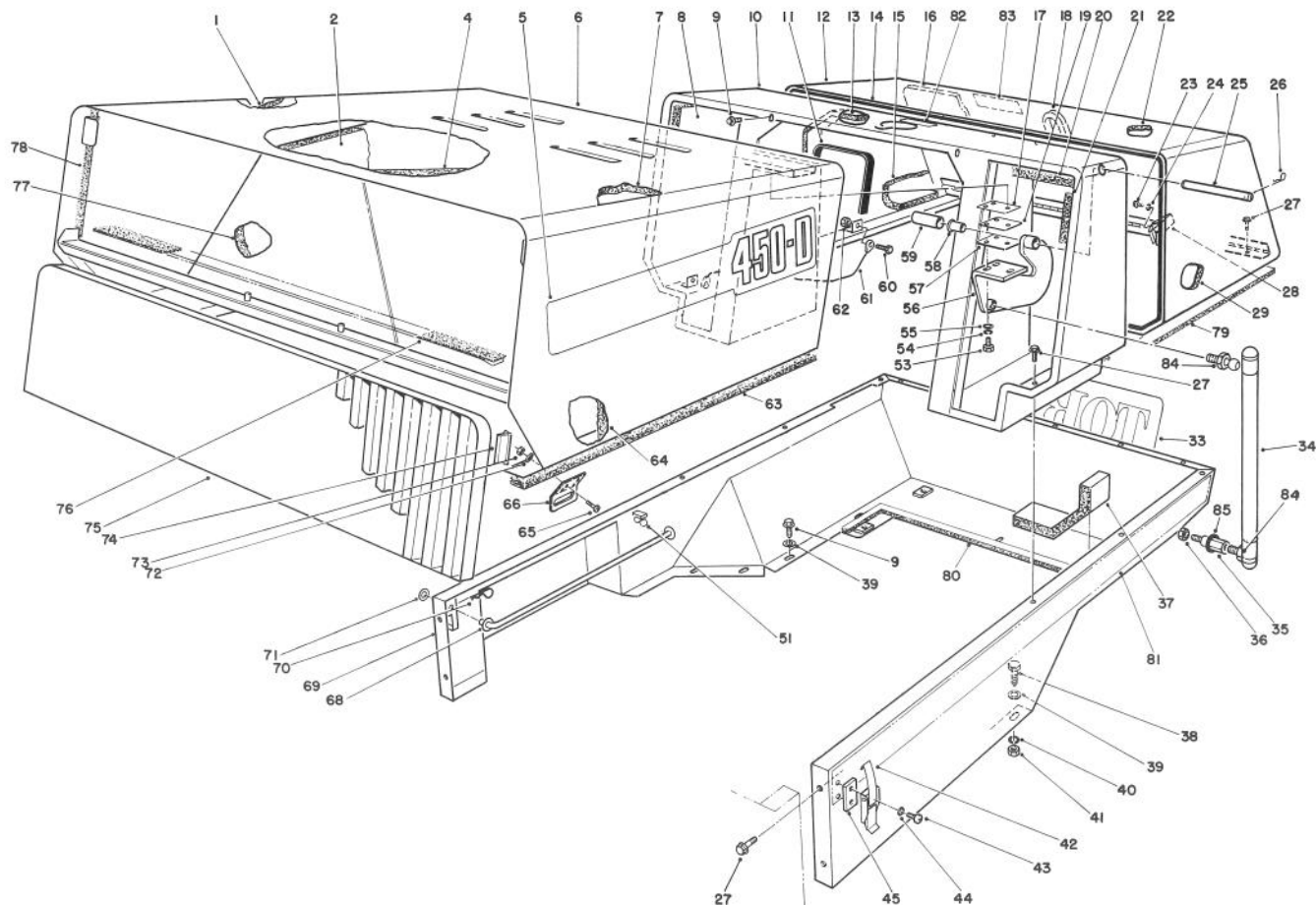
T-0129C

FRONT & REAR CANOPY ASSEMBLY

Ref. No.	Part No.	Description	No. Used
1	68-7830	Lining - Foam R.H.	1
2	68-7730	Lining - Foam	1
4	68-7720	Lining - Foam	1
5	77-4690	Decal - 450D	2
6	75-7600	Canopy - Front	1
7	68-7820	Lining - Foam L.H.	2
8	75-8370	Lining - Foam R.H.	1
9	48-6900	Screw - Self Tapping	8
10	77-4580	Canopy - Center	1
11	60-3770	Strip - Sealing L.H.	1
*	60-3760	Strip - Sealing R.H.	1
12	92-2964	Canopy - Rear	1
13	75-8450	Seal - Radiator, Foam	1
14	69-9726	Seal - Trim	1
15	92-2952	Lining - Foam	1
16	92-2954	Foam - Panel, Rear	1
17	58-5330	Spacer	2
18	69-9727	Seal - Trim	1
19	58-5340	Spacer	2
20	75-8360	Lining - Foam	2
21	75-8380	Lining - Foam, L.H.	1
22	75-8410	Lining - Foam	1
23	3290-321	Screw - Mach. Washer Hd.	4
24	3253-2	Washer - Lock	4
25	58-3910	Pin - Hinge	2

Ref. No.	Part No.	Description	No. Used
26	3290-355	Pin - Cotter, Hair	2
27	3234-13	Screw - Flange, Hex. Hd.	15
28	69-3020	Latch	2
29	92-2953	Lining - Foam	1
33	66-6140	Decal - Toro	1
34	88-6760	Spring - Gas	2
35	58-2740	Stud	2
36	60-6770	Nut - Hex.	2
37	75-8400	Lining - Foam, L.H.	1
*	75-8390	Lining - Foam, R.H.	1
38	48-7630	Screw	1
39	3256-16	Washer - Flat	7
40	43-5930	Washer - Lock	1
41	48-7890	Nut - Hex.	1
42	58-5380	Latch - Draw, Spring	2
43	3250-25	Screw - Pan, Phil. Hd.	4
44	3253-2	Washer - Lock	4
45	58-7070	Spacer	2
51	60-0930	Clip	1
53	48-9460	Bolt	6
54	48-9570	Washer - Lock	6
55	48-8030	Washer	6
56	58-1970	Plate - Hinge, L.H.	1
*	58-1980	Plate - Hinge, R.H.	1
57	58-5350	Spacer	2

*Not Illustrated

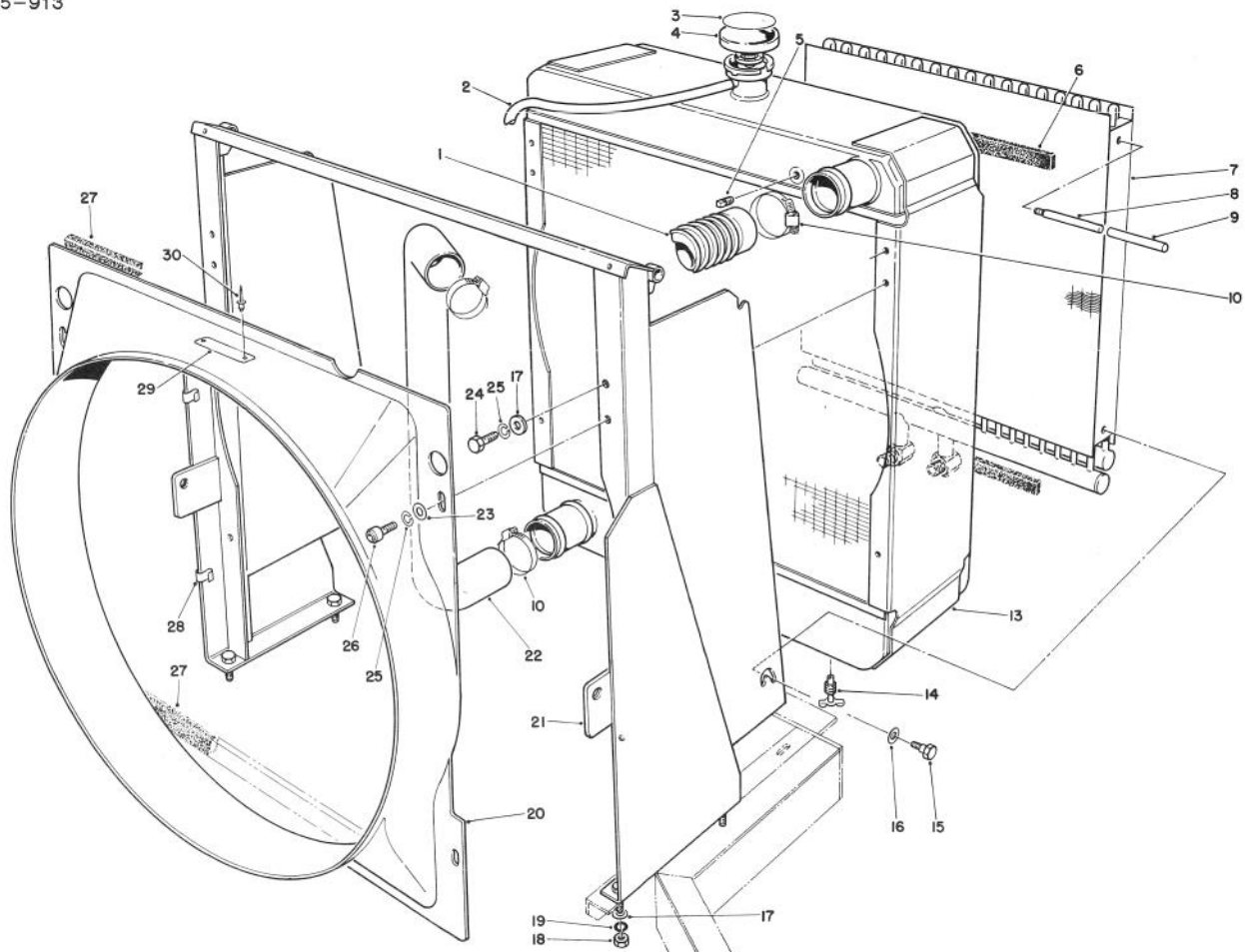


T-0129C

FRONT & REAR CANOPY ASSEMBLY (Continued)

Ref. No.	Part No.	Description	No. Used	Ref. No.	Part No.	Description	No. Used
58	58-3930	Bushing - Flange	2	79	75-8480	Seal - Canopy, Lower	2
59	58-3940	Tube - Spacer	2	80	68-7570	Strip - Foam	1
60	322-4	Screw - Cap Hex. Hd.	2	81	82-9610	Decal - L.H. (Model 03701)	1
61	75-0570	Cable	2	*	82-9600	Decal - R.H. (Model 03701)	1
62	3296-29	Nut - Lock	2	82	58-6940	Decal - Coolant Only	1
63	68-7860	Strip - Foam	2	83	49-2280	Decal - Diesel Fuel	1
64	68-7780	Lining - Foam	1	84	86-6130	Stud - Ball	4
65	3250-31	Screw - Pan, Phil Hd.	8	85	92-2962	Grommet	2
66	68-6040	Bracket - Latch	2	*	75-7600	Canopy - Front (Incl. Ref. #1, 2, 4, 6, 7, 11, 63, 64, & 76-78)	1
68	60-0880	Prop	1	*	92-2964	Canopy - Rear (Incl. Ref. #12, 14-16, 18, 22, 29 & 79)	1
69	84-6000	Body - Lower	1	*	77-4580	Canopy - Center (Incl. Ref. #8, 10, 13, 20 & 21)	1
70	3290-467	Pin - Cotter Hair	1				
71	48-9580	Washer	1				
72	3256-21	Washer - Flat	8				
73	3296-27	Nut - Lock	8				
74	58-4250	Latch - Magnetic	2				
75	58-4230	Grill - Front	1				
76	68-7880	Strip - Foam	1				
77	68-7690	Lining - Foam	1				
78	68-7790	Lining - Foam	1				

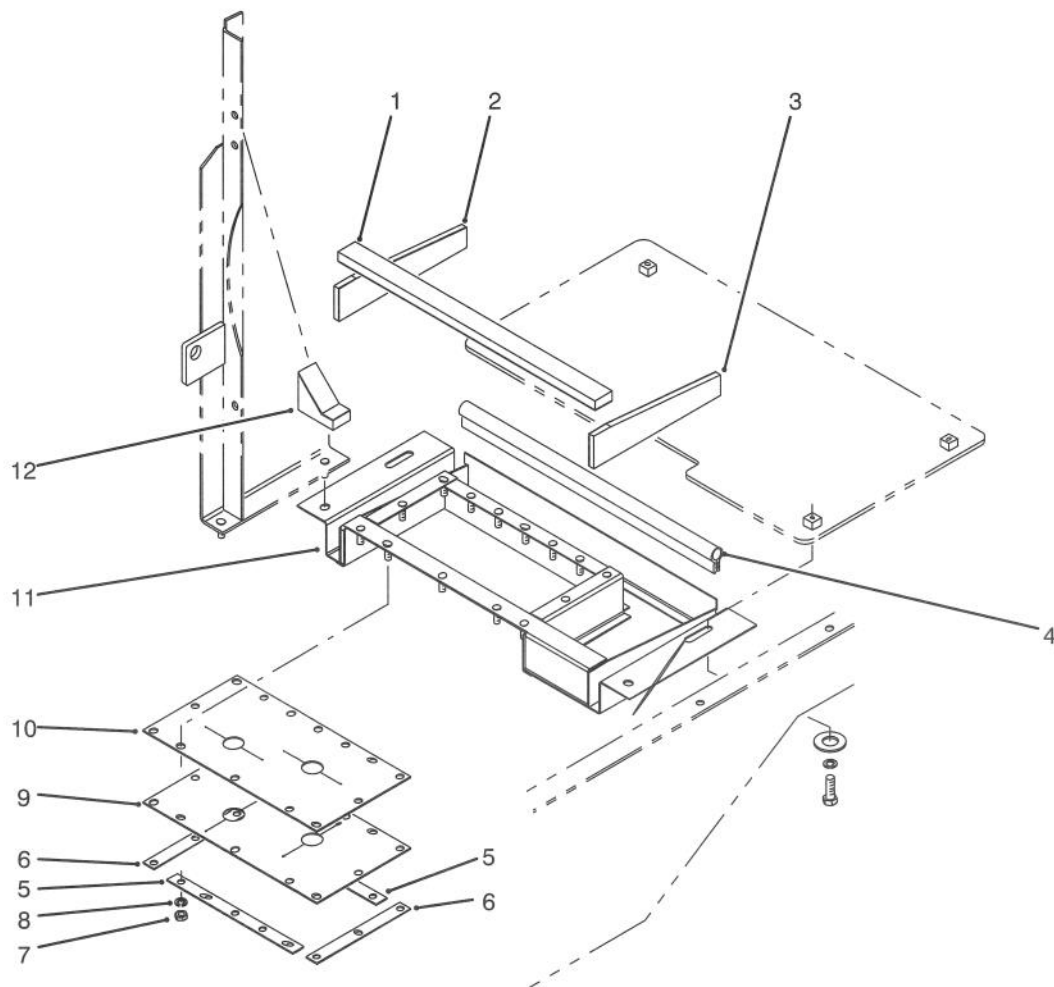
*Not Illustrated



T-0130A

RADIATOR & OIL COOLER ASSEMBLY

Ref. No.	Part No.	Description	No. Used	Ref. No.	Part No.	Description	No. Used
1	60-3700	Hose - Flexible	1	17	48-8030	Washer	6
2	60-3680	Hose - Overflow	1	18	48-7930	Nut	4
3	59-8440	Decal - Warning	1	19	48-9570	Washer - Lock	4
4	58-5420	Cap - Radiator 13 PS	1	20	74-3070	Shroud - Fan	1
5	281-2	Plug	1	21	75-7620	Frame	1
6	75-8470	Strip - Sealing	2	22	58-8100	Hose	1
7	58-5540	Cooler - Hyd. Oil	1	23	3256-71	Washer - Flat	4
8	75-7790	Handle	2	24	322-3	Screw - Cap Hex. Hd.	2
9	47-2550	Grip - Handle	2	25	3253-4	Washer - Lock	6
10	48-6020	Clamp - Hose	4	26	3274-10	Screw - Cap Soc. Hd.	4
13	74-2950	Radiator (Incl. Ref. #14)	1	27	68-7570	Strip - Sealing	2
14	304-46	Plug - Drain	1	28	60-0930	Clip	3
15	75-8330	Bolt - Shoulder	2	29	76-8750	Plate - Caution	1
16	3256-25	Washer - Flat	2	30	3290-271	Rivet - Pop	2

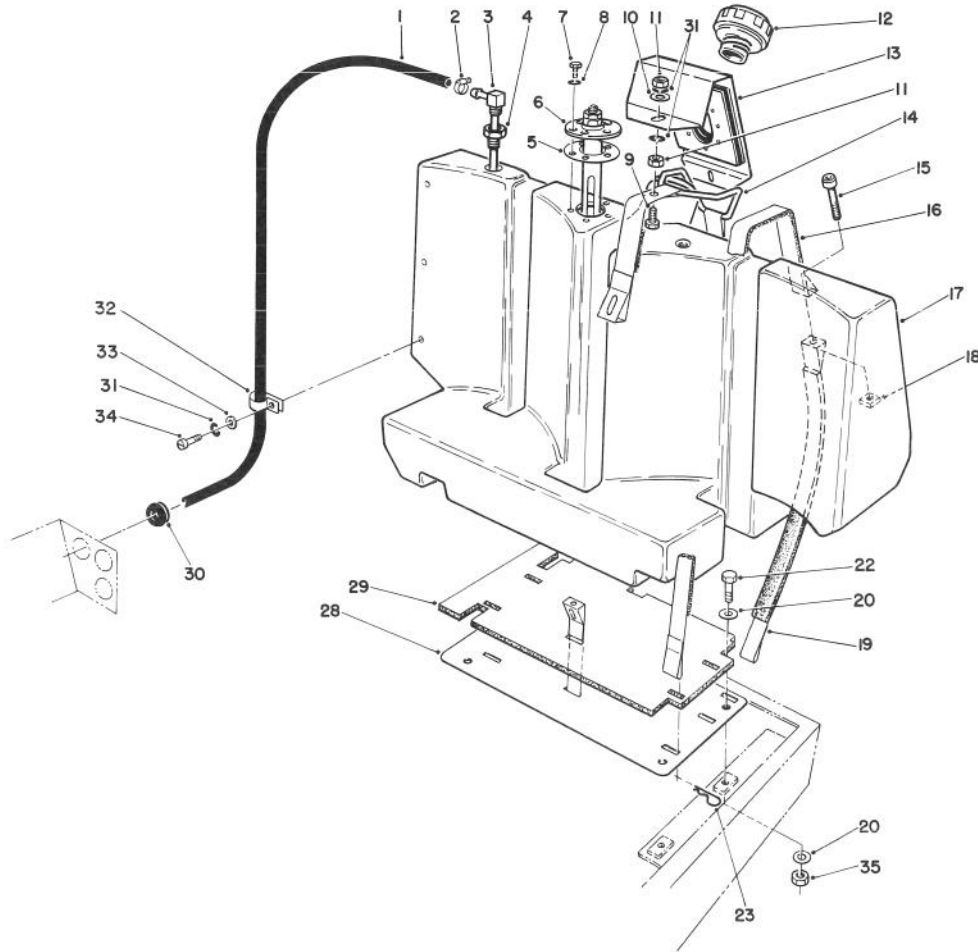


T-1559

RADIATOR SHIELD ASSEMBLY

Ref. No.	Part No.	Description	No. Used
1	92-2978	Foam - Shield Front	1
2	92-2976	Foam - Shield R.H.	1
3	92-2977	Foam - Shield L.H.	1
4	69-9729	Strip - Sealing	1
5	92-2975	Strip - Mount	2
6	92-2974	Strip - Mount	2

Ref. No.	Part No.	Description	No. Used
7	3217-5	Nut - Hex.	14
8	3253-3	Washer - Lock	14
9	92-2981	Shield - Neoprene	1
10	92-2980	Shield - Neoprene	1
11	92-2973	Shield - Radiator	1
12	92-2979	Foam - Radiator	2

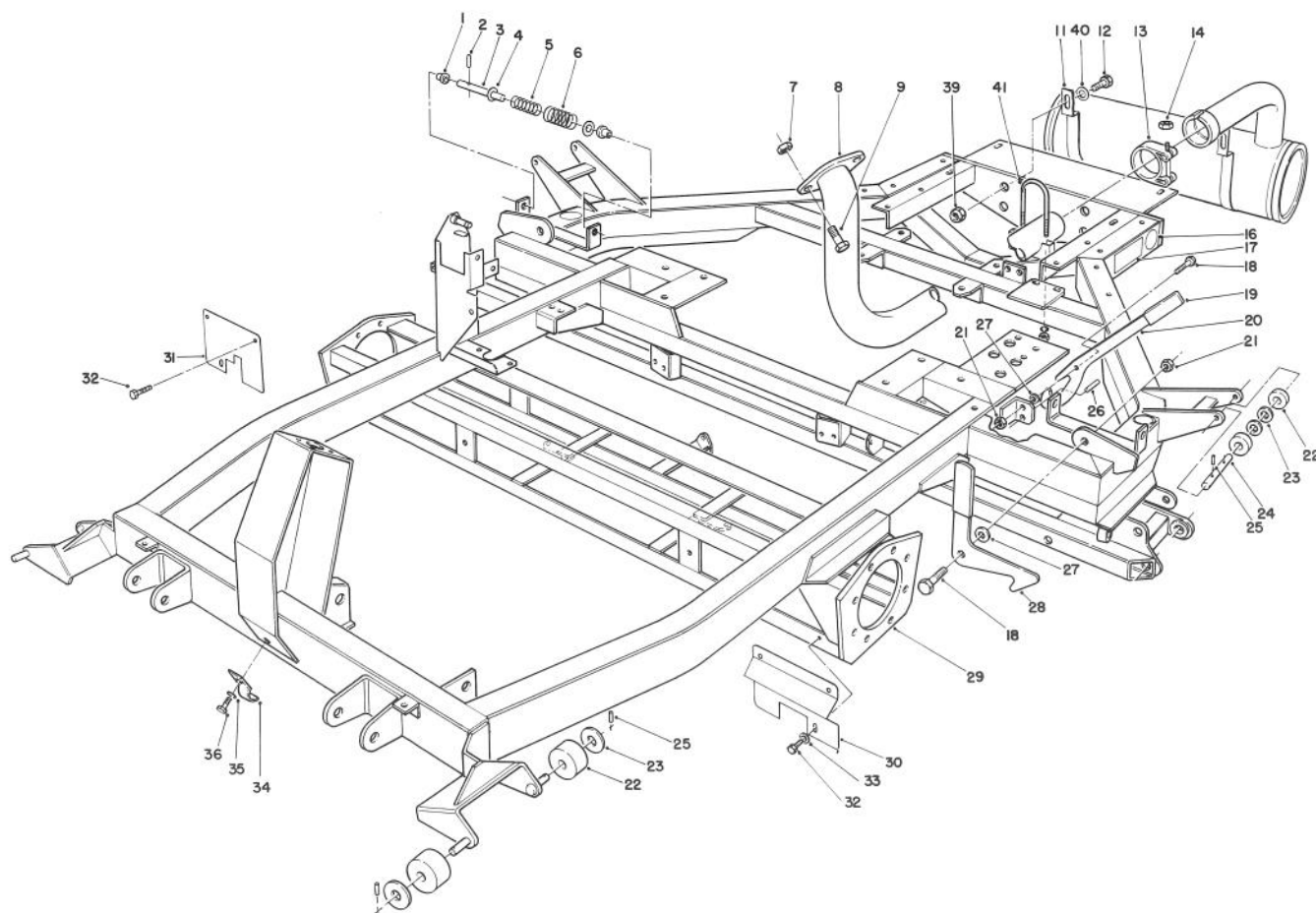


T-1557

FUEL TANK ASSEMBLY

Ref. No.	Part No.	Description	No. Used
1	63-7624	Hose - Fuel	2
2	2412-36	Hose - Clamp	4
3	75-8240	Fitting - Fuel, hose	2
4	2812-1	Bushing - Pipe	2
5	62-7650	Gasket	1
6	77-4820	Sender - Fuel	1
7	3250-31	Screw	5
8	3253-2	Washer - Lock	5
9	321-5	Screw	2
10	3256-16	Washer - Flat	2
11	3217-5	Nut - Hex.	4
12	72-0090	Cap - Fuel Tank	1
13	75-8320	Gasket Assembly	1
14	92-4701	Strap w/Foam Assembly	1
15	3274-62	Screw - Cap Soc. Hd.	4
16	92-2997	Strap w/Foam Assembly	2

Ref. No.	Part No.	Description	No. Used
17	86-6960	Tank - Fuel	1
18	32107-11	Nut - Square	4
19	92-2998	Strap w/Foam Assembly	4
20	3256-27	Washer - Flat	8
22	48-7730	Screw - Cap Hex. Hd. (Full Thread)	4
23	3290-355	Pin - Cotter, Hair	6
28	72-0020	Plate - Tank, Fuel	1
29	72-0110	Pad - Tank, Fuel	1
30	240-9	Grommet	3
31	3253-3	Washer - Lock	4
32	2412-106	Clamp - R	7
33	3256-22	Washer - Flat	3
34	321-3	Screw - Cap Hex. Hd.	3
35	48-9510	Nut - Lock	4



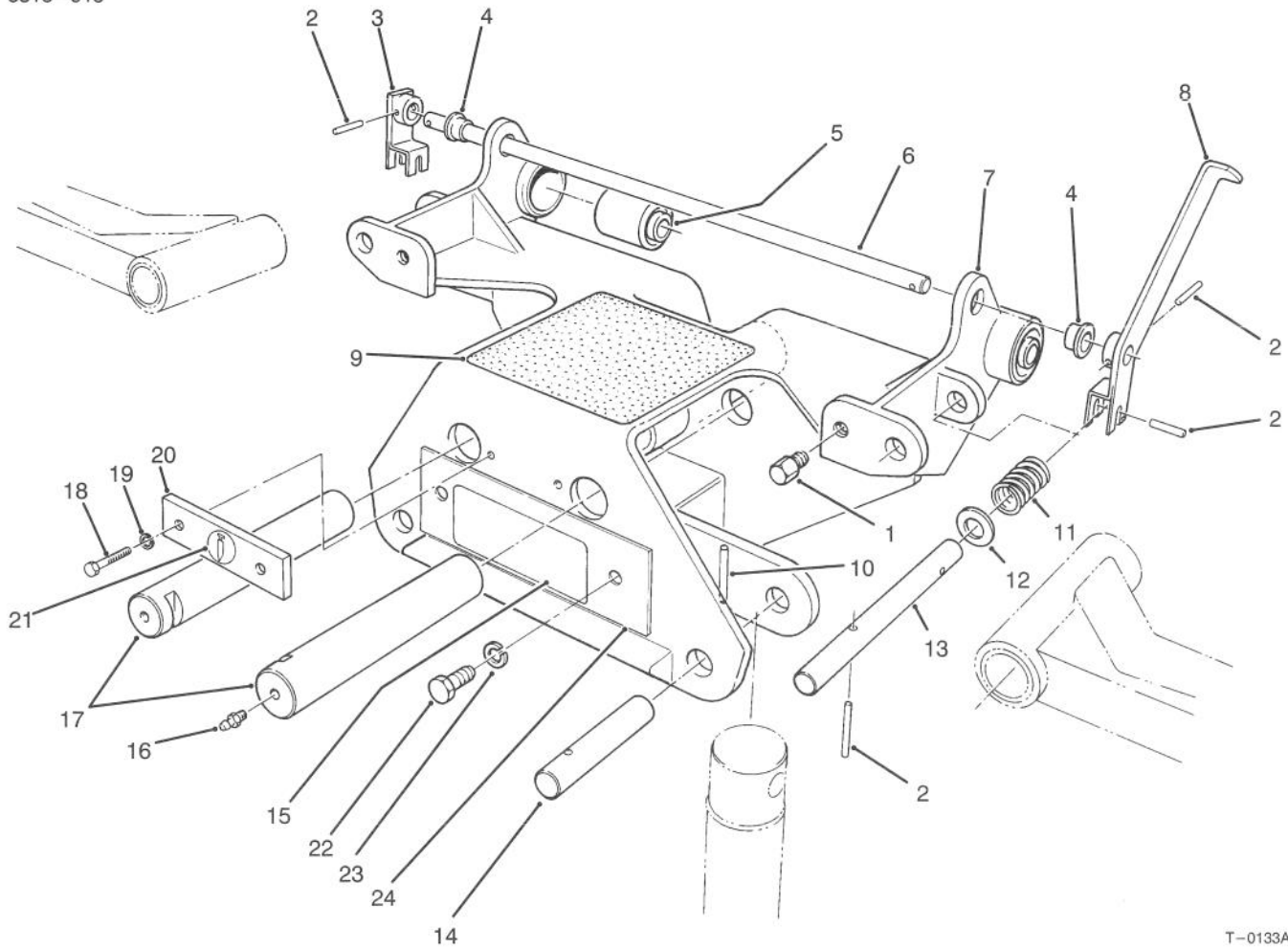
T-0132

CHASSIS & MUFFLER ASSEMBLY

Ref. No.	Part No.	Description	No. Used	Ref. No.	Part No.	Description	No. Used
1	58-2800	Bushing	4	21	51-2070	Nut	3
2	60-3720	Pin - Roll	2	22	82-4910	Roller	8
3	58-2810	Rod	2	23	51-2060	Washer	8
4	3256-7	Washer - Flat	4	24	60-0160	Pin - Roller Rear	2
5	48-6780	Spring	2	25	60-2110	Pin - Roll	8
6	60-1240	Spring	2	26	48-8830	Pin - Roll	1
7	60-6660	Nut - Hex	2	27	48-8850	Washer - Bevel	3
8	76-3470	Tube - Exhaust	1	28	48-8540	Lever	2
9	48-9470	Bolt	2	29	74-2800	Chassis	1
10	60-1670	Nut - Spring	2	30	60-4190	Grass Shield - L.H.	1
11	74-2850	Muffler	1	31	60-4200	Grass Shield - R.H.	1
*†	74-2900	Muffler (Spark Arrester)	1	32	48-6900	Screw - Hex Hd.	6
12	323-18	Screw - Cap Hex. Hd.	2	33	48-8010	Washer	2
13	60-1980	Clamp (Incl. Ref. #14 & 15)	1	34	60-2080	Clamp - Hose	1
‡14		Nut	1	35	48-9570	Washer - Lock	1
16	58-6520	Decal - Grease	3	36	48-7680	Screw - Cap Hex Hd.	1
17	58-5910	Decal - Tire Pressure	2	38	3256-4	Washer - Flat	2
18	60-6870	Bolt	3	39	3296-39	Nut - Lock	2
19	48-7080	Cap	3	40	3256-3	Washer - Flat	2
20	58-3800	Lever	1	41	76-3560	Clamp - Exhaust	1

*Not Illustrated †Optional

‡Not Serviceable Separately



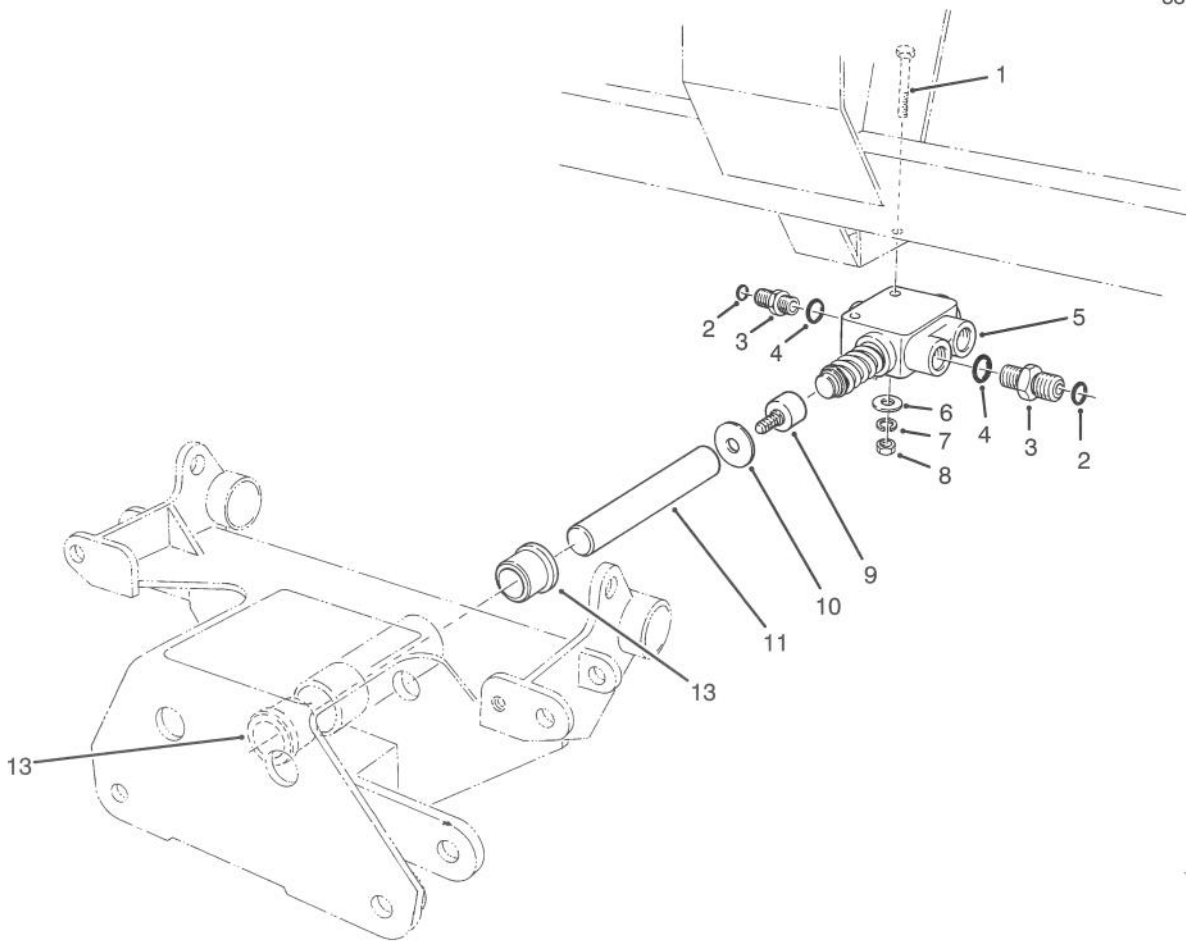
T-0133A

FRONT CARRIER ASSEMBLY

Ref. No.	Part No.	Description	No. Used
1	82-9250	Stud - Threaded	2
2	60-2000	Pin - Dowel	6
3	60-1750	Lever - R.H.	1
4	60-1990	Bushing - Flange	2
5	47-7010	Bushing	2
6	60-1820	Shaft - Pivot	1
7	74-2920	Carrier - Front (Used on Model 03701-10001 & UP and 03700-10062 & UP)	1
*	60-0070	Carrier - Front (Used on Model 03700-10001 Thru 10061)	1
8	60-1780	Lever - L.H.	1
9	82-9370	Pad - Step	1
10	60-1270	Pin - Spirol	2

Ref. No.	Part No.	Description	No. Used
11	60-0670	Spring - Compression	2
12	51-2060	Washer (Used on Model 03700-10001 Thru 10061)	2
13	82-9360	Rod - Latch	2
14	58-2720	Pin - Cylinder Mount	2
15	86-6120	Decal - Towing	1
16	302-5	Fitting - Grease	2
17	60-0090	Pin - Lift Arm, Pivot	2
18	322-2	Screw - Cap Hex. Hd.	2
19	3253-4	Washer - Lock	2
20	60-0190	Retainer	1
21	58-6520	Decal - Grease	1
22	325-2	Screw - Cap Hex. Hd.	2
23	3253-7	Washer - Lock	2
24	84-6480	Plate - Decal	1

*Not Illustrated

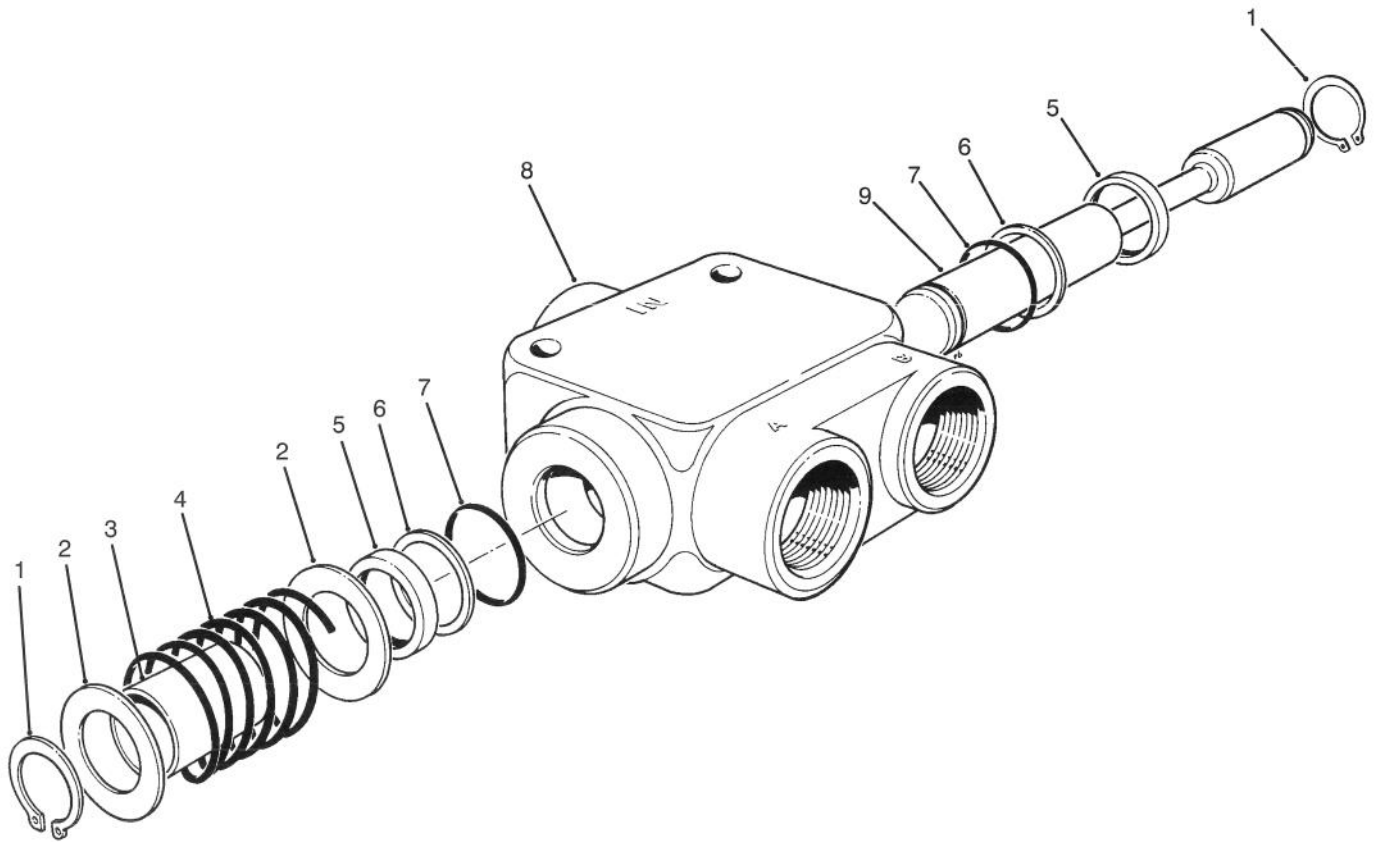


T-0134A

PUSH ROD ASSEMBLY

Ref. No.	Part No.	Description	No. Used
1	322-12	Screw - Cap Hex Hd.	2
2	237-65	O-Ring	3
3	340-7	Fitting - Straight (Incl. Ref. #2 & 4)	3
4	237-80	O-Ring	3
5	58-5460	Valve - Shutoff	1
6	3256-23	Washer - Flat	2

Ref. No.	Part No.	Description	No. Used
7	3253-4	Washer - Lock	2
8	3217-6	Nut - Hex	2
9	59-7140	Bumper	1
10	3256-68	Washer	A/R
11	60-0300	Rod	1
13	48-6640	Bushing - Flange	2



T-0135

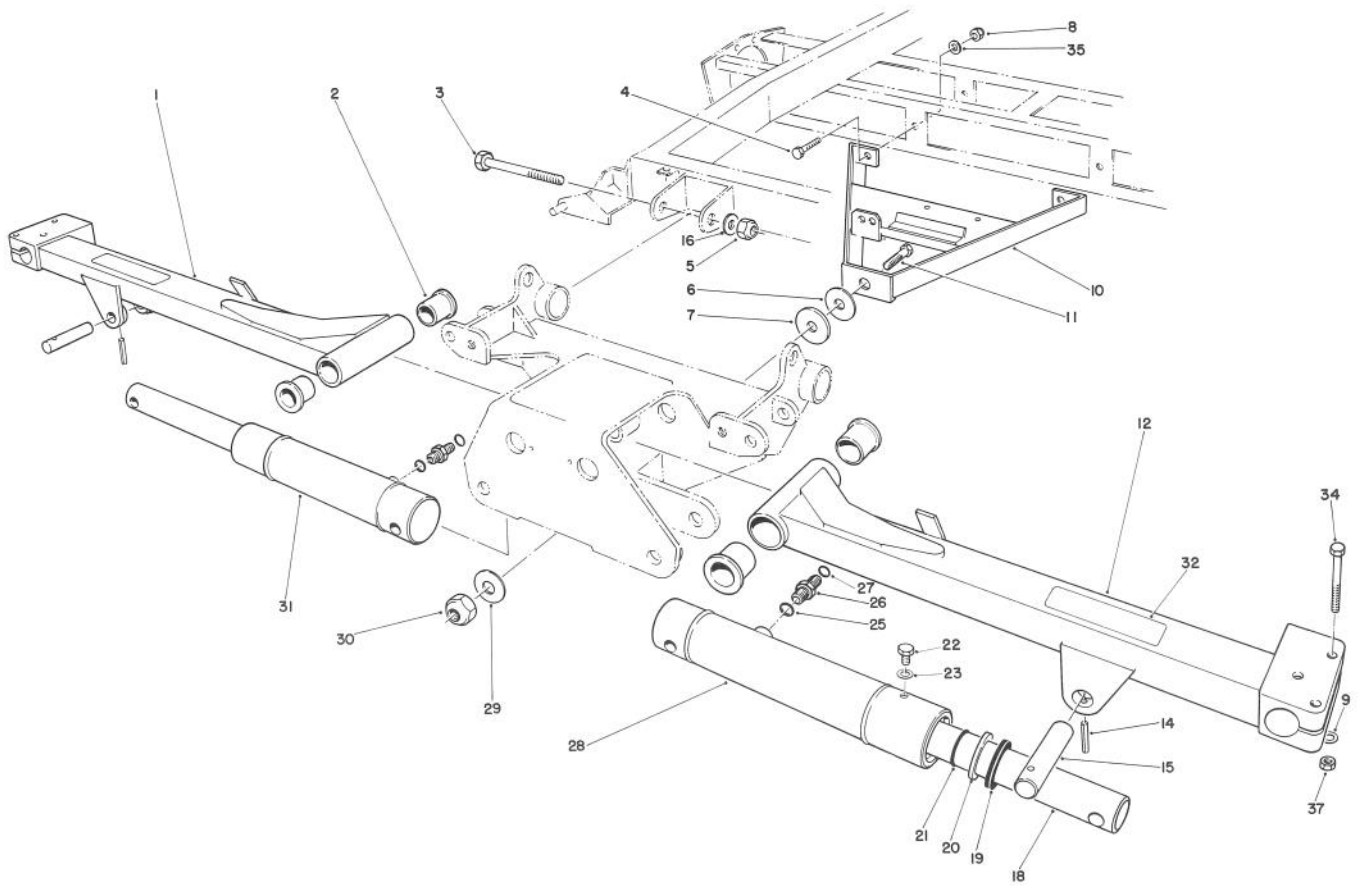
REEL SHUT-OFF VALVE NO. 58-5460

Ref. No.	Part No.	Description	No. Used
1	59-7810	Circlip	2
2	59-7820	Washer	2
†3		Spacer	1
4	59-7840	Spring	1
5	59-7850	Wiper	2
6	59-7860	Backup Washer	2

Ref. No.	Part No.	Description	No. Used
7	59-7780	O-Ring	2
†8		Body	1
†9		Spool	1
*	59-7890	Seal Kit (Incl. Ref. #1, 5, 6 & 7)	1

*Not Illustrated

†Not Serviceable Separately



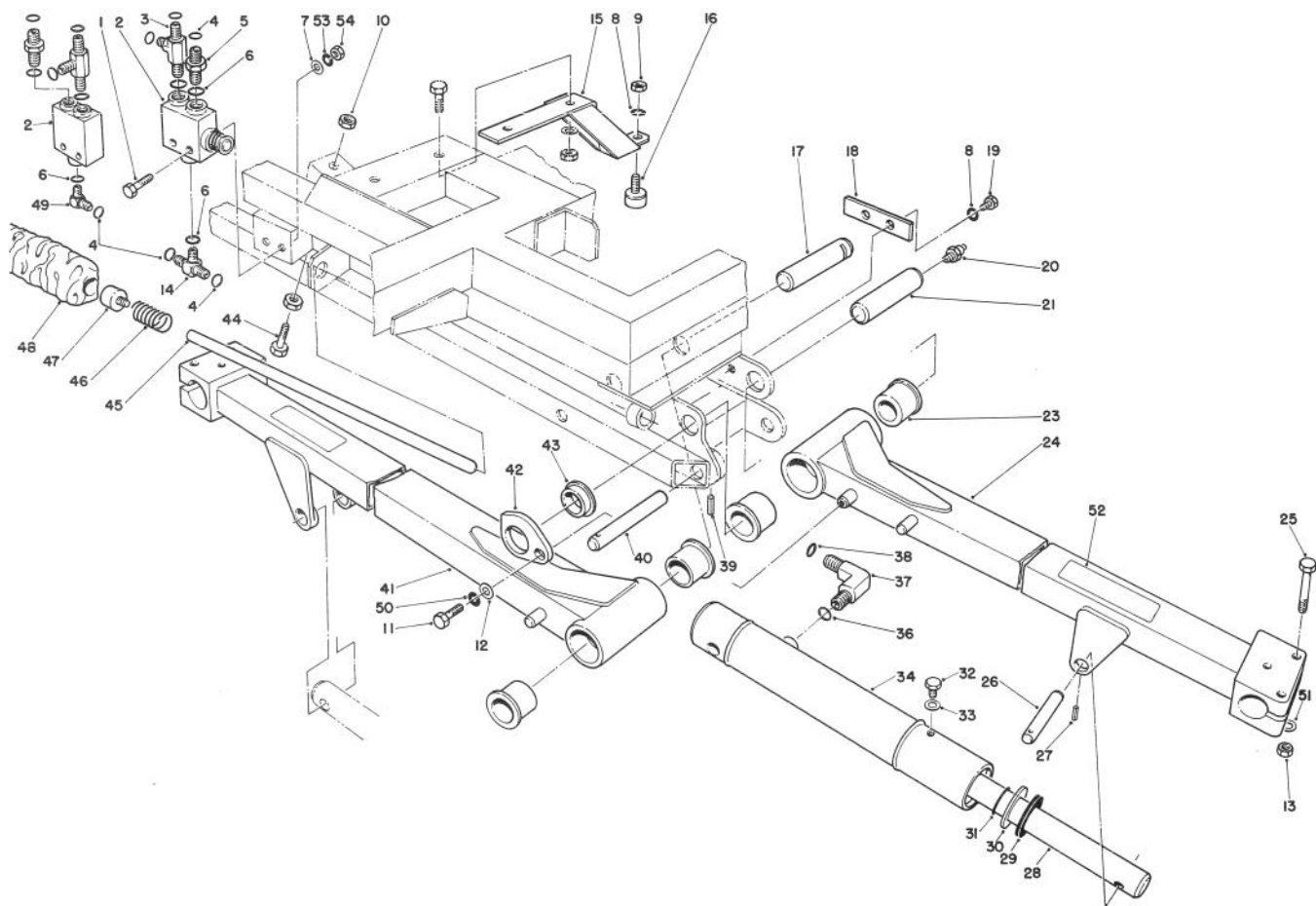
T-0136A

NO. 2 & 3 LIFT ARMS ASSEMBLY

Ref. No.	Part No.	Description	No. Used	Ref. No.	Part No.	Description	No. Used
1	82-9560	No. 3 Lift Arm	1	21	60-3610	Snap - Ring	2
2	68-6480	Bushing	4	22	60-3660	Screw - Bleed	2
3	325-17	Bolt	2	23	60-3650	Washer	2
4	48-9470	Bolt	2	25	237-42	O-Ring	2
5	3296-23	Nut - Lock	2	26	340-2	Adapter (Incl. Ref. #25 & 27)	2
6	52-6180	Washer	A/R	27	237-22	O-Ring	2
7	60-3250	Washer - Rubber	1	†28		Barrel - Cylinder	2
8	48-9520	Nut - Lock	2	29	48-9600	Washer	1
9	3256-3	Washer - Flat	6	30	48-9540	Nut	1
10	60-0440	A-Frame	1	31	84-6210	Cylinder - Complete (Incl. Ref. #18-23 & 28)	2
11	48-9490	Bolt	1	32	61-3610	Decal	2
12	82-9550	No. 2 Lift Arm	1	34	323-13	Bolt	6
14	60-1280	Pin - Roll	2	35	48-9580	Washer	2
15	58-4380	Pin - Pivot	2	37	3296-39	Nut - Lock	6
16	3256-26	Washer - Flat	2	*	62-6370	Seal Kit - Lift Cylinder (Incl. Ref. #19-21 & 23)	1
†18		Rod	2				
19	60-3630	Wiper	2				
20	60-3620	Seal	2				

*Not Illustrated

†Not Serviceable Separately



T-0137

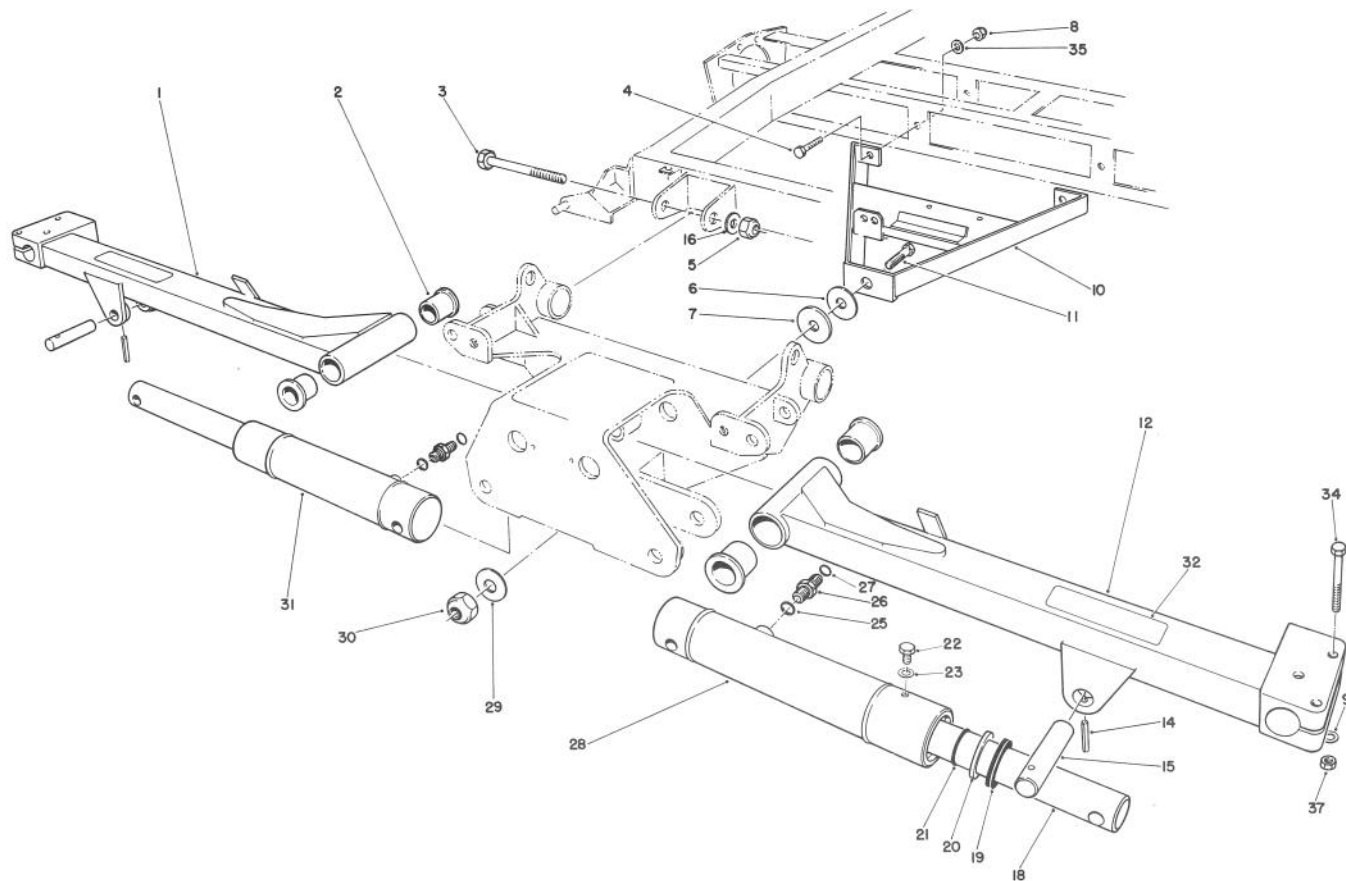
NO. 1, 4 & 5 LIFT ARMS ASSEMBLY

Ref. No.	Part No.	Description	No. Used
1	322-12	Bolt	4
2	58-5460	Valve - Shut-Off	2
3	340-22	Fitting - Tee (Incl. Ref. #4 & 6)	2
4	237-65	O-Ring	9
5	340-7	Fitting (Incl. Ref. #4 & 6)	2
6	237-80	O-Ring SAE	6
7	3256-23	Washer	4
8	48-9570	Washer - Lock	6
9	48-7930	Nut - Hex.	2
10	48-9530	Nut - Hex.	2
11	48-7780	Bolt	2
12	48-9580	Washer	2
13	3296-39	Nut - Lock	9
14	340-93	Fitting - Tee (Incl. Ref. #4 & 6)	1
15	60-1050	Bracket	2
16	48-3280	Bumper	2
17	60-0090	Pin - #1 Lift Arm Pivot	1
18	60-0190	Retainer - #1 & 4 Pivot Pin	1
*	60-1640	Retainer - #5 Pivot Pin	1
19	48-7700	Bolt	4
20	302-5	Fitting - Grease	3
21	60-0100	Pin - #4 & 5 Lift Arm Pivot	2

Ref. No.	Part No.	Description	No. Used
23	68-6480	Bushing	6
24	82-9570	Lift Arm No. 4	1
25	323-13	Bolt	9
26	58-4380	Pin - Pivot	3
27	60-1280	Pin - Roll	3
†28		Rod	3
29	60-3630	Wiper	3
30	60-3620	Seal	3
31	60-3610	Snap - Ring	3
32	60-3660	Screw - Bleed	3
33	60-3650	Washer	3
†34		Barrel - Cylinder	3
36	237-42	O-Ring SAE	3
37	340-77	Fitting (Incl. Ref. #36 & 38)	3
38	237-22	O-Ring	3
39	60-1270	Pin - Roll	3
40	58-2720	Pin - Pivot	3
41	82-9540	Lift Arm No. 1	1
42	58-9210	Cam	2
43	60-0080	Bushing - Flanged	2
44	53-5940	Bolt	1
45	60-1340	Rod - Push, R.H.	1
*	60-1350	Rod - Push, L.H.	1
46	58-3570	Spring - Compression	2

*Not Illustrated

†Not Serviceable Separately

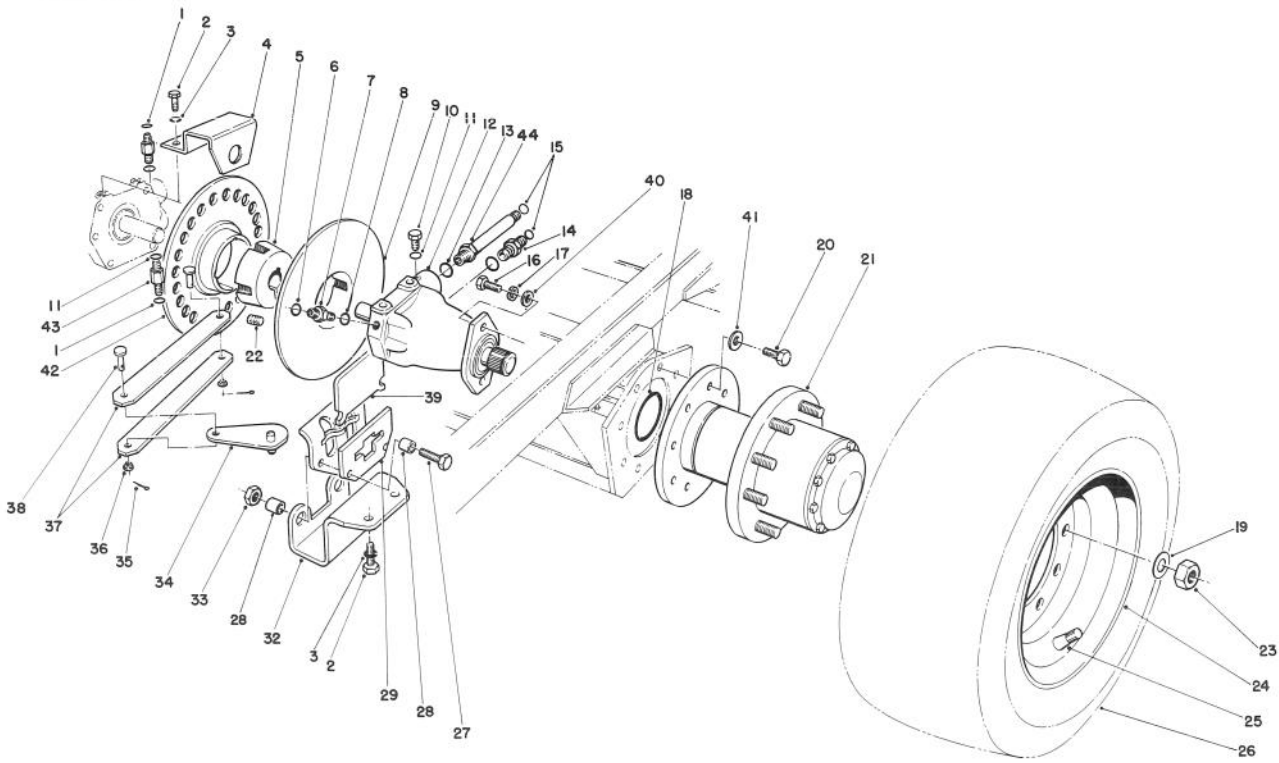


T-0137

NO. 1, 4 & 5 LIFT ARMS ASSEMBLY (Continued)

Ref. No.	Part No.	Description	No. Used	Ref. No.	Part No.	Description	No. Used
47	59-7140	Bumper	2	54	3217-6	Nut - Hex.	4
48	58-9630	Sleeve - Protector	2	*	84-6210	Cylinder - Lift, Complete (Incl. Ref. #28-34)	3
49	340-17	Fitting (Incl. Ref. #4 & 6)	1	*	82-9580	Lift Arm No. 5	1
50	48-9590	Washer - Lock	2	*	62-6370	Seal Kit - Lift Cylinder (Incl. Ref. #29-31 & 33)	1
51	3256-3	Washer - Flat	9				
52	61-3610	Decal	3				
53	3253-4	Washer - Lock	4				

*Not Illustrated



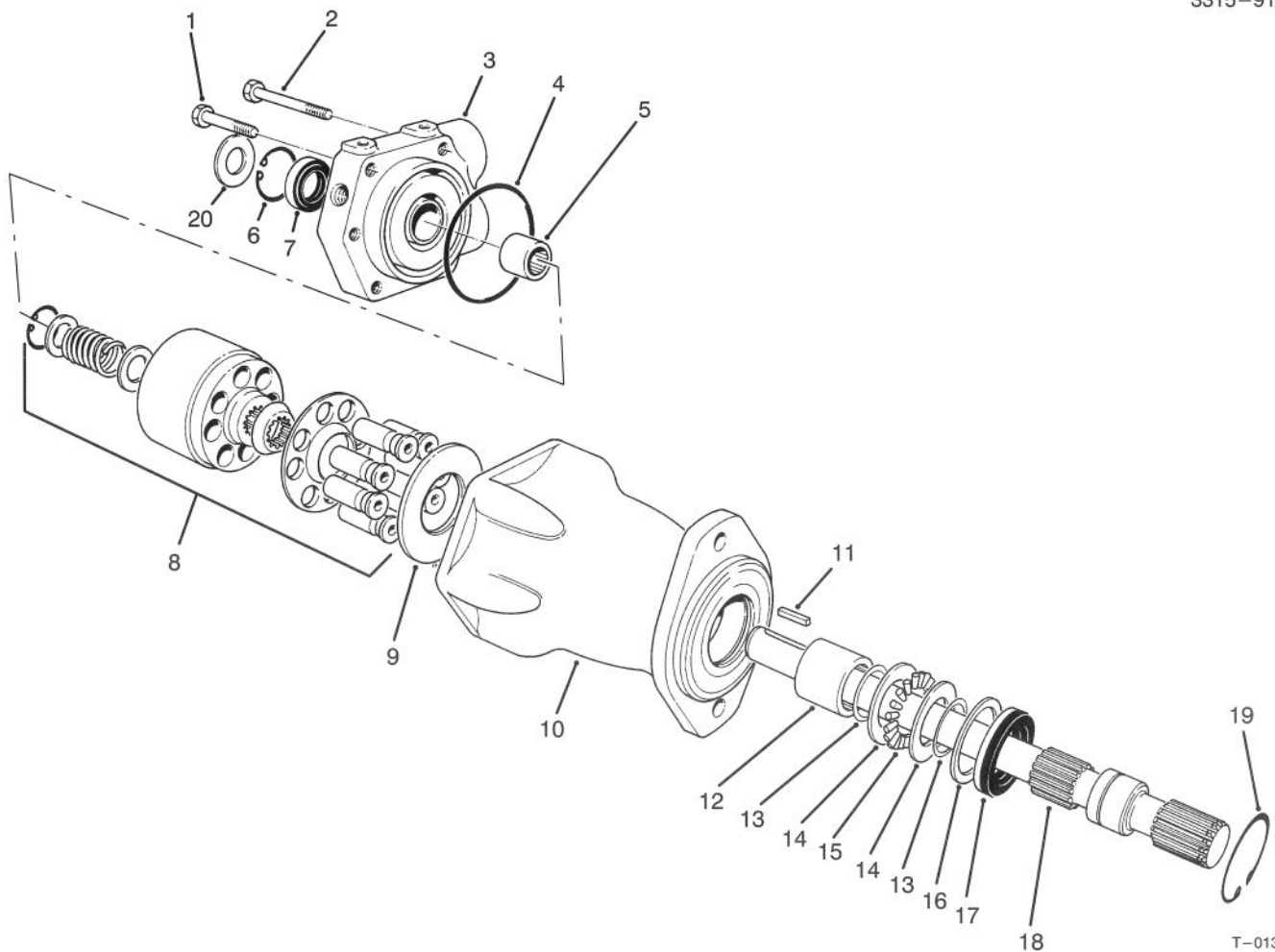
T-0138A

TRACTION DRIVE ASSEMBLY

Ref. No.	Part No.	Description	No. Used
1	237-21	O-Ring	2
2	322-3	Screw - Cap Hex. Hd.	6
3	3253-4	Washer - Lock	6
4	82-9330	Bracket - Sensor	1
5	23-1840	Bushing (Incl. Ref. #22)	2
6	237-22	O-Ring	2
7	340-2	Fitting (Incl. Ref. #6 & 8)	2
8	237-42	O-Ring	2
9	58-0070	Disc - Brake	1
10	353-948	Plug (Incl. Ref. #11)	2
11	237-118	O-Ring	4
12	58-5430	Motor - Wheel	2
13	237-81	O-Ring	4
14	340-9	Fitting (Incl. Ref. #13 & 15)	2
15	237-58	O-Ring	4
16	323-18	Bolt	4
17	3253-5	Washer - Lock	4
18	353-949	O-Ring	2
19	60-6990	Washer	18
20	327-3	Bolt	16
21	58-5530	Hub - Drive (Model 03701)	2
*	62-6400	Hub - Drive (Model 03700)	2

Ref. No.	Part No.	Description	No. Used
22	3247-10	Screw - Set	4
23	3219-5	Nut - Hex.	18
24	58-5610	Rim	2
25	58-5620	Tube - Inner	2
26	63-4480	Tire (Model 03700)	2
*	58-5600	Tire (Model 03701)	2
27	323-20	Bolt	4
28	58-3780	Spacer	8
29	29-1060	Bracket	2
32	58-0110	Bracket	2
33	3296-17	Nut - Lock	4
34	29-1070	Assembly - Lever	2
35	3272-6	Pin - Cotter	4
36	60-1740	Nut - Spring	4
37	58-2300	Link - Brake	4
38	283-67	Pin - Clevis	4
39	29-1080	Pad	4
40	3256-3	Washer - Flat	4
41	3256-27	Washer - Flat	16
42	82-9280	Disc - 22 Hole (Used on Model 03700)	1
*	82-9270	Disc - 27 Hole (Used on Model 03701)	1
43	340-90	Fitting (Incl. Ref. #1 & 11)	2
44	340-11	Fitting (Incl. Ref. #13 & 15)	2

*Not Illustrated



T-0139A

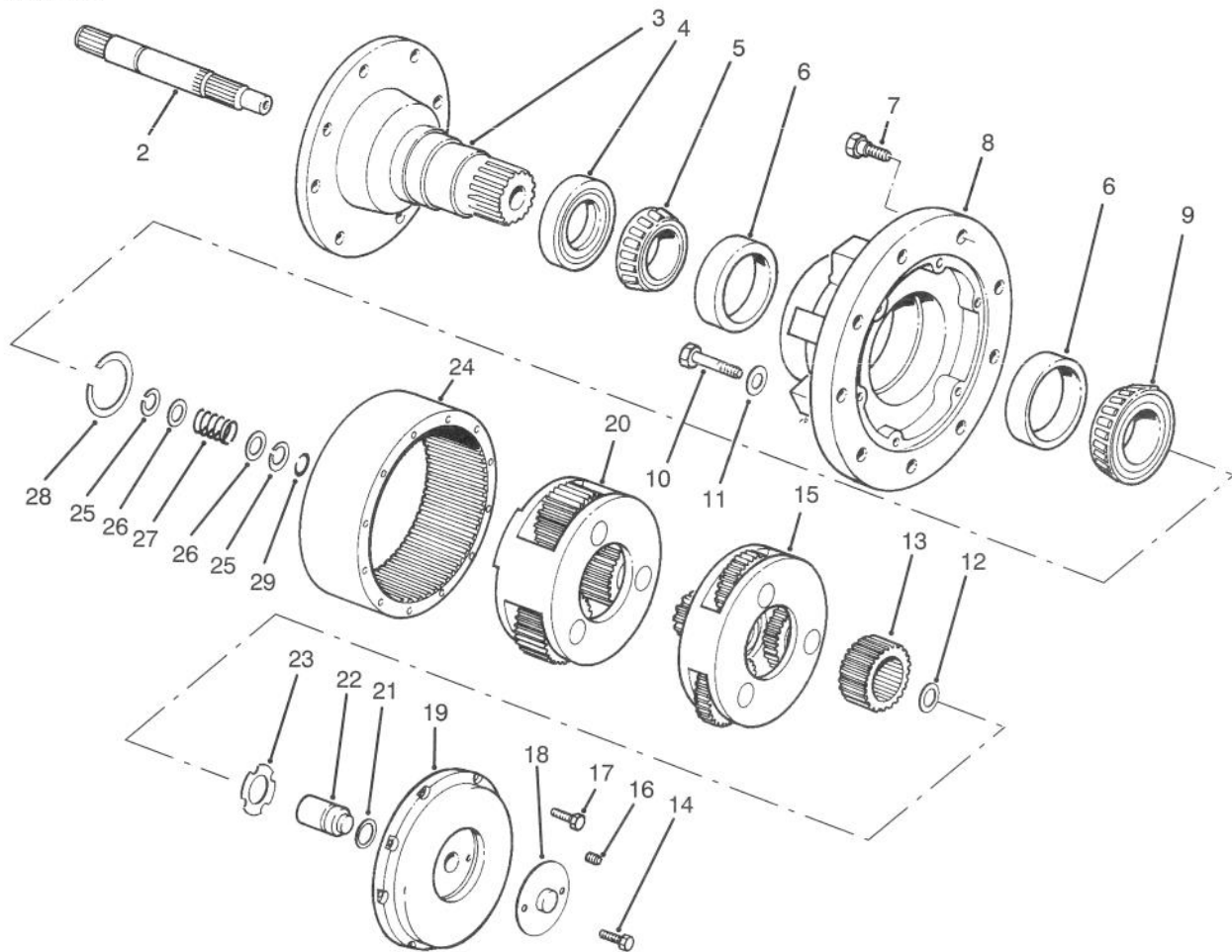
WHEEL MOTOR ASSEMBLY NO. 58-5430

Ref. No.	Part No.	Description	No. Used
1	59-8290	Screw - Cap Hex. Hd.	3
2	59-8280	Screw - Cap Hex. Hd.	3
3	59-8270	Assembly - Back Plate (Incl. Ref. #5)	1
4	59-8260	O-Ring	1
5	60-3590	Bearing	1
†6		Ring - Retaining	1
†7		Seal - Shaft	1
8	59-8340	Assembly - Rotating	1
9	59-8350	Assembly - Camplate	1
10	59-8300	Assembly - Housing (Incl. Ref. #12)	1
11	59-8380	Key	1
12	60-3380	Bearing	1

Ref. No.	Part No.	Description	No. Used
13	32151-29	Ring - Retaining	2
14	252-71	Race - Thrust	1
15	252-66	Bearing - Thrust	1
16	33-3720	Washer	1
17	59-8370	Seal - Shaft	1
18	59-8360	Shaft - Drive	1
19	32151-13	Ring - Retaining	1
20	84-6440	Shield - Grass	1
*	59-8390	Kit - Seal Repair (Incl. Ref. #4, 6, 7, 13, 17, 19 & 20)	1
*	66-5840	Kit - Seal Repair (Incl. Ref. #6, 7 & 20)	1

*Not Illustrated

†Not Serviceable Separately



T-0140

PLANETARY GEAR DRIVE ASSEMBLY

High Speed Ratio (15.88:1) No. 58-5530 □

Standard Speed Ratio (19.62:1) No. 62-6400 ‡

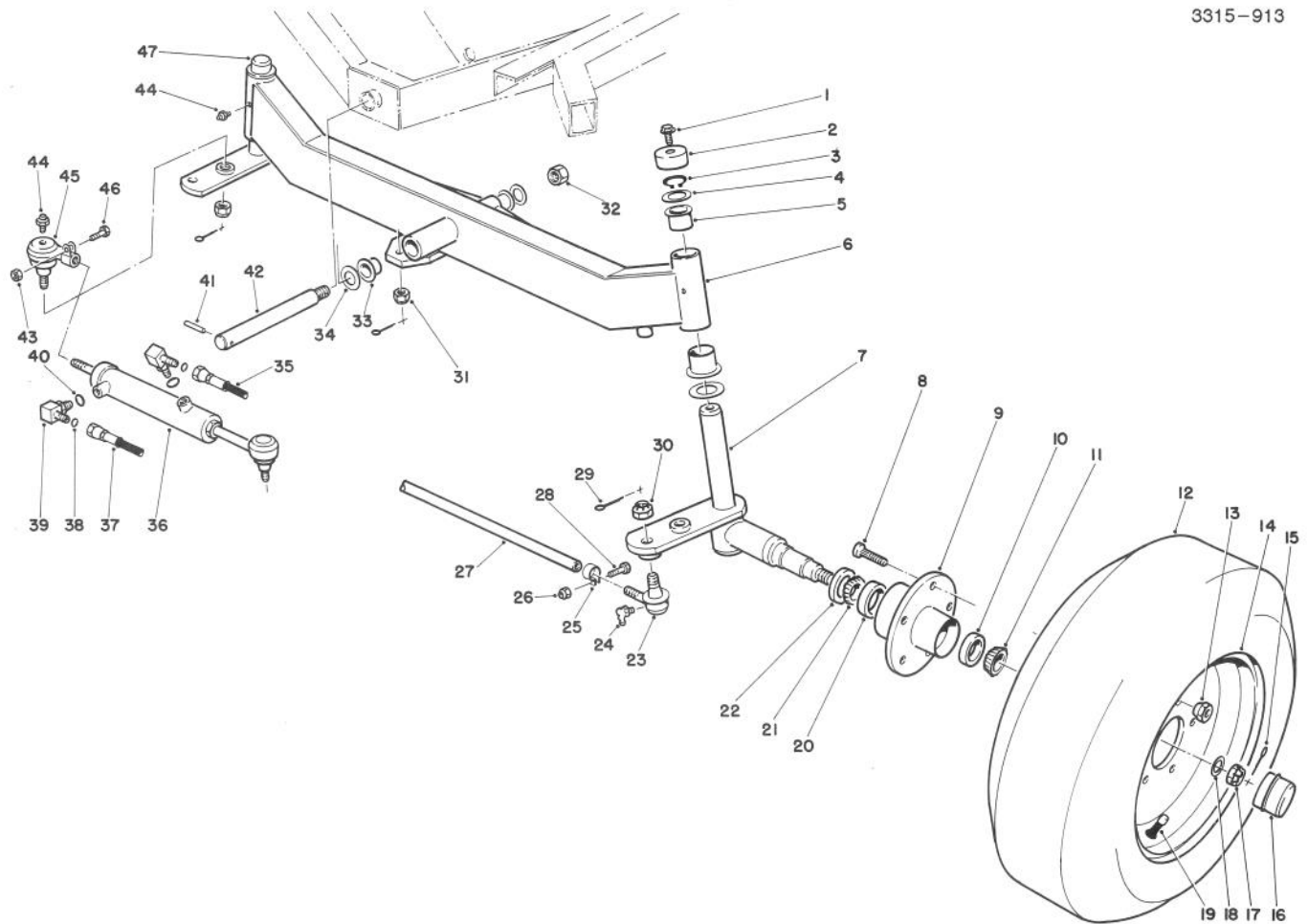
Ref. No.	Part No.	Description	No. Used
1	60-3800	Coupling	1
2	60-3810	Shaft - Input	1
3	60-3820	Spindle	1
4	60-3830	Seal - Oil	1
5	60-3840	Cone - Bearing	1
6	60-3850	Cup - Bearing	2
7	60-3860	Bolt - Wheel	9
8	60-3870	Hub	1
9	60-3880	Cone - Bearing	1
10	60-3890	Bolt - Hex. Hd.	6
11	60-3910	Washer - Flat	6
12	60-3980	Washer - Thrust	1
□13	60-3970	Gear - Primary Sun	1
‡13	62-6430	Gear - Primary Sun	1
14	60-4070	Bolt - Hex. Hd.	2
□15	60-3960	Assembly - Primary Carrier	1
‡15	62-6410	Assembly - Primary Carrier	1

Ref. No.	Part No.	Description	No. Used
16	60-4040	Plug - Pipe	1
17	60-4030	Bolt - Hex Hd.	8
18	60-4060	Cover - Disengage	1
19	60-4050	Cover - Large	1
□20	60-4000	Assy. - Secondary Carrier	1
‡20	62-6420	Assy. - Secondary Carrier	1
21	60-4020	O-Ring	1
22	60-4010	Plunger - Disengage	1
23	60-3990	Washer - Thrust	1
24	60-3900	Gear - Ring	1
25	82-8700	Ring - Retaining	2
26	60-3940	Washer	2
27	60-3950	Spring - Disengage	1
†28	62-6450	Kit - Retaining Ring	1
29	60-3930	Ring - Retaining	1
*	62-6460	Tube - RW Sealant	1

*Not Illustrated

†Includes 7 different thickness for service adjustment of bearings.

‡Used On Model 03700 □Used on Model 03701



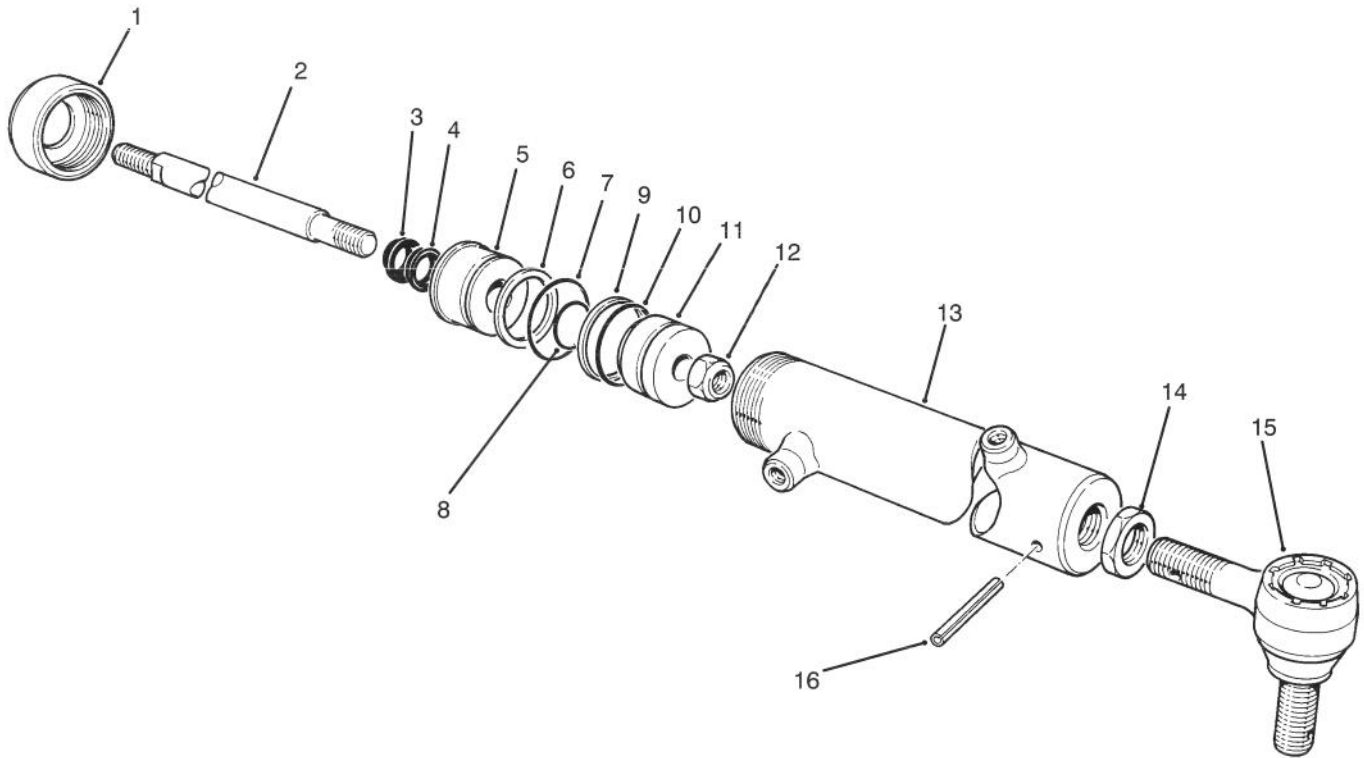
T-1211

STEERING AXLE

Ref. No.	Part No.	Description	No. Used	Ref. No.	Part No.	Description	No. Used
1	3234-12	Screw - Hex. Flange Hd.	2	25	2412-7	Assembly - Clamp (Incl. Ref. # 26 & 28)	2
2	69-8890	Cap - Spindle	2	†26		Nut - Lock	2
3	32151-10	Ring - Retaining	2	27	82-9260	Assembly - Tie Rod (Incl. Ref. #23-26, 28 & 30)	1
4	256-304	Washer - Thrust	4	†28		Screw - Cap Hex. Hd.	2
5	69-6470	Bushing - Flange	4	29	3272-12	Pin - Cotter	4
6	82-9850	Axle - Rear	1	30	32136-2	Nut - Castle	2
7	69-7370	Spindle - Wheel, L.H.	1	31	32136-13	Nut - Castle	2
8	69-2990	Screw - Drive	10	32	3296-49	Nut - Lock	1
9	69-2960	Hub - Wheel, Rear (Incl. Ref. #8, 10 & 20)	2	33	48-6640	Bushing - Flange	2
10	254-72	Cup - Bearing, Outer	2	34	48-6660	Washer - Thrust	2
11	254-92	Cone - Bearing, Outer	2	35	82-9840	Hose - Hydraulic	1
12	69-9880	Tire (Used on Model 03700)	2	36	77-4800	Cylinder - Steering	1
12	58-5570	Tire (Used on Model 03701)	2	37	82-9841	Hose - Hydraulic	1
13	23-7270	Nut - Lug	10	38	237-22	O-Ring	2
14	217-116	Rim (Used on Model 03700)	2	39	340-97	Fitting - Hydraulic (Incl. Ref. #38 & 40)	1
14	58-5590	Rim (Used on Model 03701)	2	40	237-78	O-Ring	2
15	3272-13	Pin - Cotter	2	41	60-3670	Pin - Roll	1
16	69-2970	Cap - Hub	2	42	82-9210	Shaft - Pivot	1
17	32136-5	Nut - Castle	2	†43		Nut - Hex.	1
18	3256-28	Washer - Flat	2	44	302-5	Fitting - Grease	4
19	232-27	Stem - Valve	2	45	69-9810	Joint - Ball (Incl. Ref. #31, 43-44 & 46)	1
20	254-107	Cup - Bearing, Inner	2	†46		Screw - Cap Hex. Hd.	1
21	254-106	Cone - Bearing, Inner	2	47	69-7360	Spindle - Wheel, R.H.	1
22	69-2980	Seal - Inner	2				
23	2116-4	Joint - Ball, R.H.	1				
*	2116-3	Joint - Ball, L.H.	1				
24	302-33	Fitting - Grease	2				

*Not Illustrated

†Not Serviceable Separately



T-1209

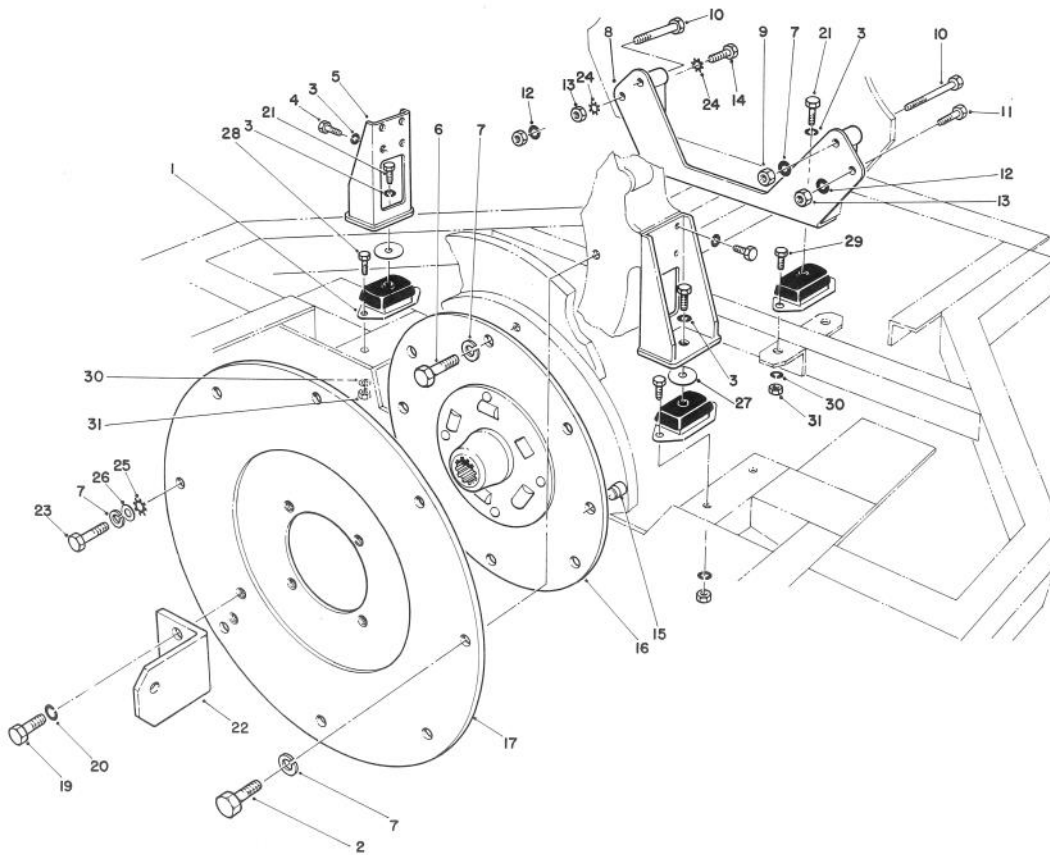
HYDRAULIC CYLINDER 77-4800

Ref. No.	Part No.	Description	No. Used
1	82-5780	Cap - Threaded	1
2	82-5770	Rod	1
†3		Wiper - Rod	1
†4		U-Cup	1
5	82-5790	Head - Cap	1
†6		Backup Washer	1
†7		O-Ring	1
†8		O-Ring	1
†9		Servon	1

Ref. No.	Part No.	Description	No. Used
†10		O-Ring	1
11	82-5760	Piston	1
12	82-5750	Nut - Lock	1
†13		Assembly - Barrel	1
14	82-5740	Nut - Jam	1
15	82-5730	Rod Tie, End	1
16	32121-44	Pin - Roll	1
*	82-5800	Kit - Repair, Seal (Incl. Ref. #3, 4, & 6-10)	1

*Not Illustrated

†Not Serviceable Separately

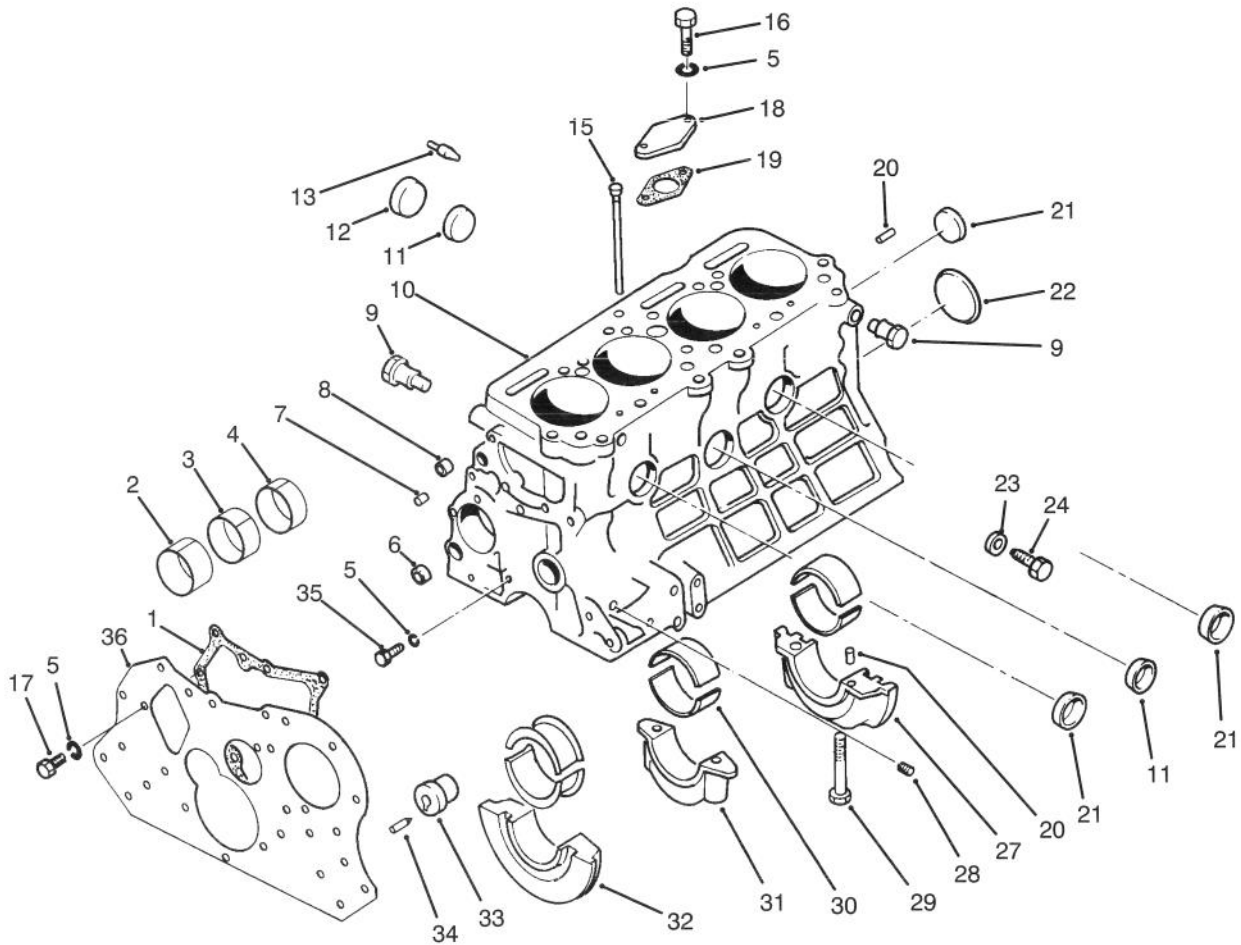


T-0142A

ENGINE INSTALLATION ASSEMBLY

Ref. No.	Part No.	Description	No. Used
1	48-3250	Mount - Rubber	4
2	48-9470	Bolt	7
3	48-8070	Washer - Lock	12
4	48-7830	Bolt	8
5	48-3380	Leg - Support	2
6	48-7780	Bolt	6
7	48-9590	Washer - Lock	16
8	58-0660	Foot - Front	1
9	48-7960	Nut - Hex.	2
10	48-7570	Bolt	2
11	48-9460	Bolt	1
12	48-9570	Washer - Lock	2
13	48-7930	Nut - Hex.	3
14	60-4540	Bolt	1
15	58-3590	Dowel	2

Ref. No.	Part No.	Description	No. Used
16	48-6260	Coupling - Spring Center	1
17	69-9550	Plate - Pump Adapter	1
19	3213-20	Bolt	2
20	3253-7	Washer - Lock	2
21	60-6870	Bolt	4
22	60-1010	Lug - Angle	1
23	48-9480	Bolt	1
24	3255-8	Washer - Lock	2
25	3255-9	Washer - Lock	1
26	48-9580	Washer	1
27	58-5100	Washer	
28	323-7	Screw - Cap Hex. Hd.	4
29	323-6	Screw - Cap Hex. Hd.	4
30	3253-5	Washer - Lock	8
31	3217-7	Nut - Hex.	8



T-0143

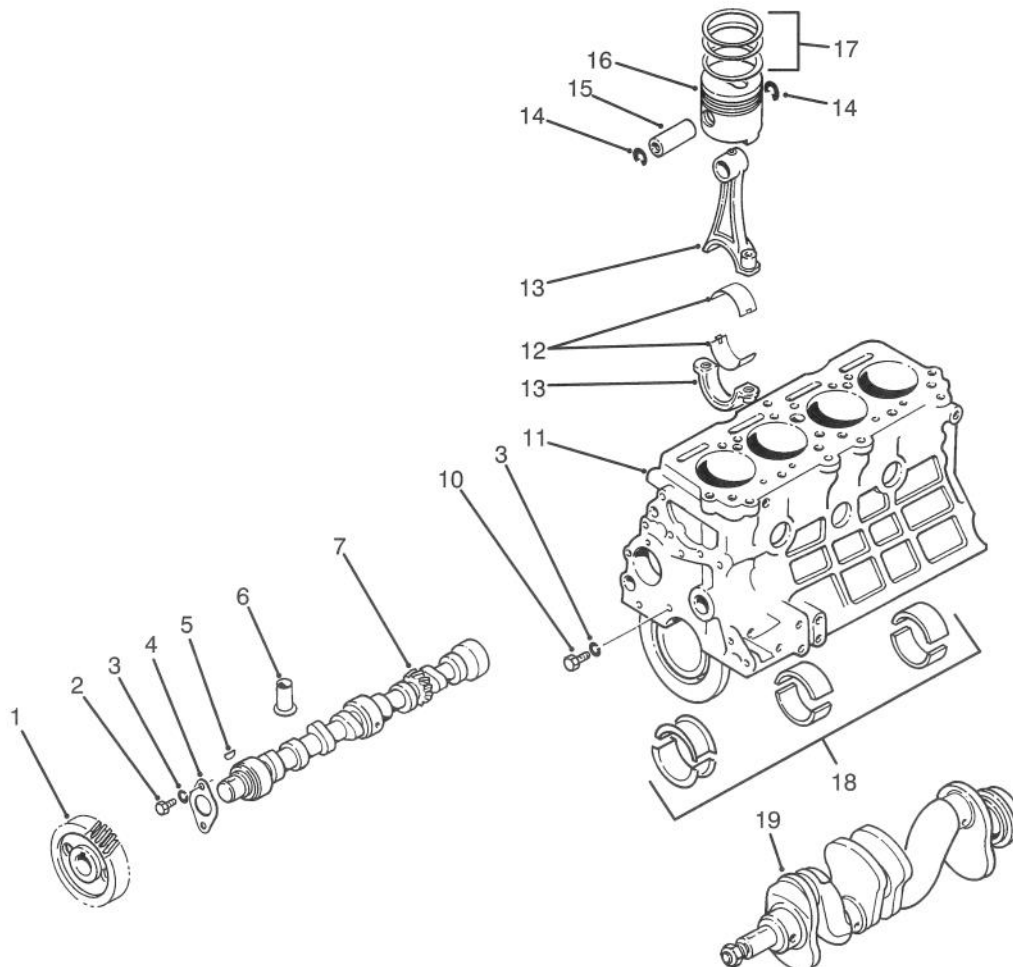
CRANKCASE ASSEMBLY

Ref. No.	Part No.	Description	No. Used
‡1	51-5730	Gasket	1
2	51-5500	Bushing - Camshaft No. 1	1
3	51-5510	Bushing - Camshaft No. 2	1
4	51-5520	Bushing - Camshaft No. 3	1
5	51-7250	Washer	5
6	51-5530	Cap - Sealing	2
7	51-5540	Pin - Dowel, Gear Case	2
8	51-5690	Cap	1
9	51-5580	Hanger	2
†10		Crankcase	1
11	51-5600	Cap - Sealing	3
12	51-5670	Cap - Sealing	2
13	51-8260	Switch - Indicator, Oil Pressure	1
15	51-5560	Pipe - Oil	1
16	60-7280	Bolt	2
17	60-7110	Bolt	2
18	51-6480	Cover	1
‡19	51-6490	Gasket	1
20	51-5610	Pin - Dowel	8

Ref. No.	Part No.	Description	No. Used
21	51-5590	Cap - Sealing	3
22	51-5660	Plug - Expansion	1
23	51-8270	Washer - Sealing	1
24	51-8280	Bolt	1
†27		Cap - Bearing No. 3	1
28	86-6240	Plug - Taper	3
29	86-6230	Bolt	6
30	51-5770	Bearing Set Std.	1
*	51-8100	Bearing Set 0.25mm U.S.	1
*	51-8110	Bearing Set 0.50mm U.S.	1
*	51-8120	Bearing Set 0.75mm U.S.	1
†31		Cap - Bearing No. 2	1
†32		Cap - Bearing No. 1	1
33	51-5640	Assembly - Idler Gear Shaft (Incl. Ref. #34)	1
34	51-5650	Pin - Spring	1
35	60-7310	Bolt	1
36	86-6250	Plate - Front	1
*	92-5268	Engine Gasket Kit	1
*	86-6830	Engine - Complete	1

*Not Illustrated

†Not Serviceable Separately ‡Included in Engine Gasket Kit

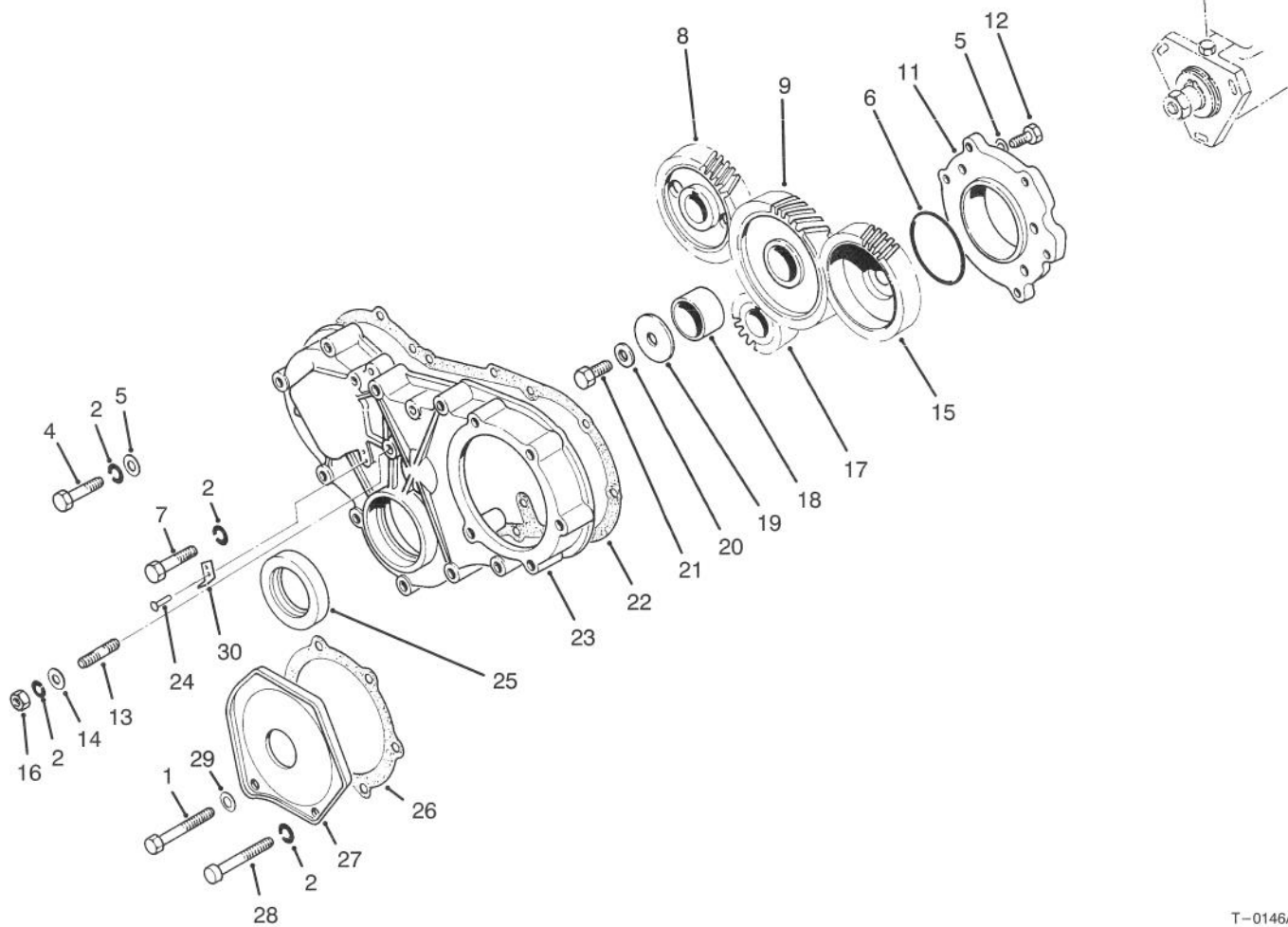


T-0144A

SHORT BLOCK ASSEMBLY NO. 82-2910 (For Engines Serial No. 159665 & UP)

Ref. No.	Part No.	Description	No. Used	Ref. No.	Part No.	Description	No. Used
1	51-6410	Gear - Camshaft	1	12	51-6240	Bearing - Connecting Rod	8
2	60-7110	Bolt	2	13	51-6200	Assembly - Connecting Rod	4
3	51-7250	Washer - Lock	3	14	51-6190	Ring - Snap	8
4	51-5470	Plate - Thrust	1	15	51-6180	Pin - Piston	4
5	51-5460	Key - Woodruff	1	16	92-5259	Piston	4
6	86-6220	Tappet	8	17	92-5262	Ring Set - Piston	4
7	51-5450	Camshaft	1	18	51-5770	Bearing Set - Main	1
10	60-7310	Bolt	1	19	86-6280	Assembly - Crankshaft	1
*11		Assembly - Crankcase	1				

*Not Serviceable Separately



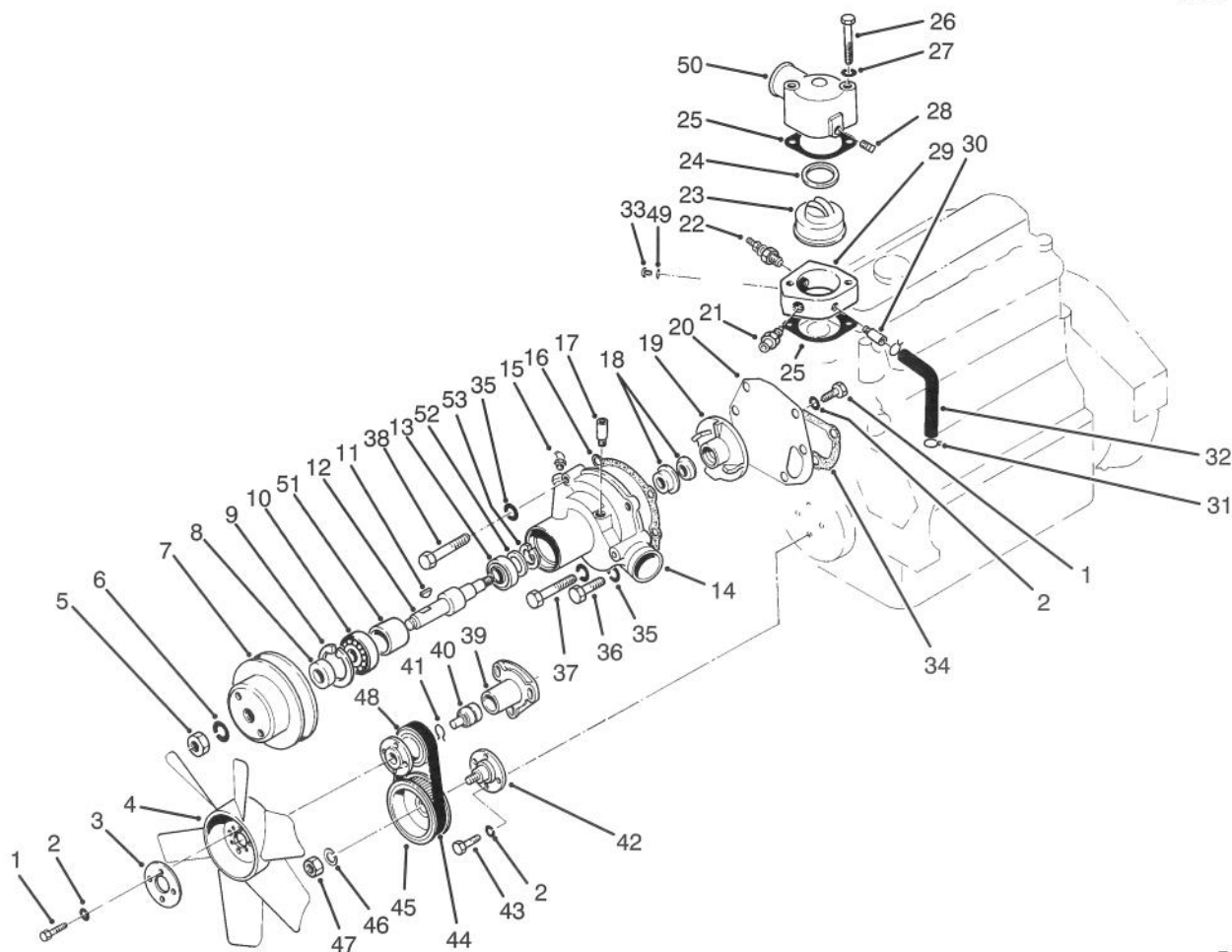
T-0146A

TIMING GEAR & CASE COMPONENTS

Ref. No.	Part No.	Description	No. Used
1	60-6780	Bolt	4
2	51-7250	Washer - Spring	17
4	60-7040	Bolt	1
5	51-5160	Washer	2
‡6	60-7060	O-Ring	1
7	60-7050	Bolt	8
8	51-6410	Gear - Camshaft	1
9	86-6290	Assembly - Idler, Gear (Incl. Ref. #18)	1
11	60-7200	Plate - Flange	1
12	51-8310	Bolt	1
13	60-7150	Stud	3
14	60-5060	Washer	3
15	86-6310	Gear - Injector Pump	1
16	60-7120	Nut	3

Ref. No.	Part No.	Description	No. Used
17	51-6450	Gear - Crankshaft	1
18	86-6300	Bushing	1
19	51-6400	Plate - Thrust	1
20	51-6390	Washer	1
21	60-7210	Bolt	1
‡22	51-5820	Gasket	1
23	86-6260	Case - Timing Gear	1
24	60-7160	Rivet	2
25	51-5870	Seal	1
‡26	51-5860	Gasket	1
27	51-5850	Cover	1
28	60-7180	Bolt	1
‡29	51-5840	Washer - Sealing	1
30	60-7170	Pointer	1

‡Included in Engine Gasket Kit



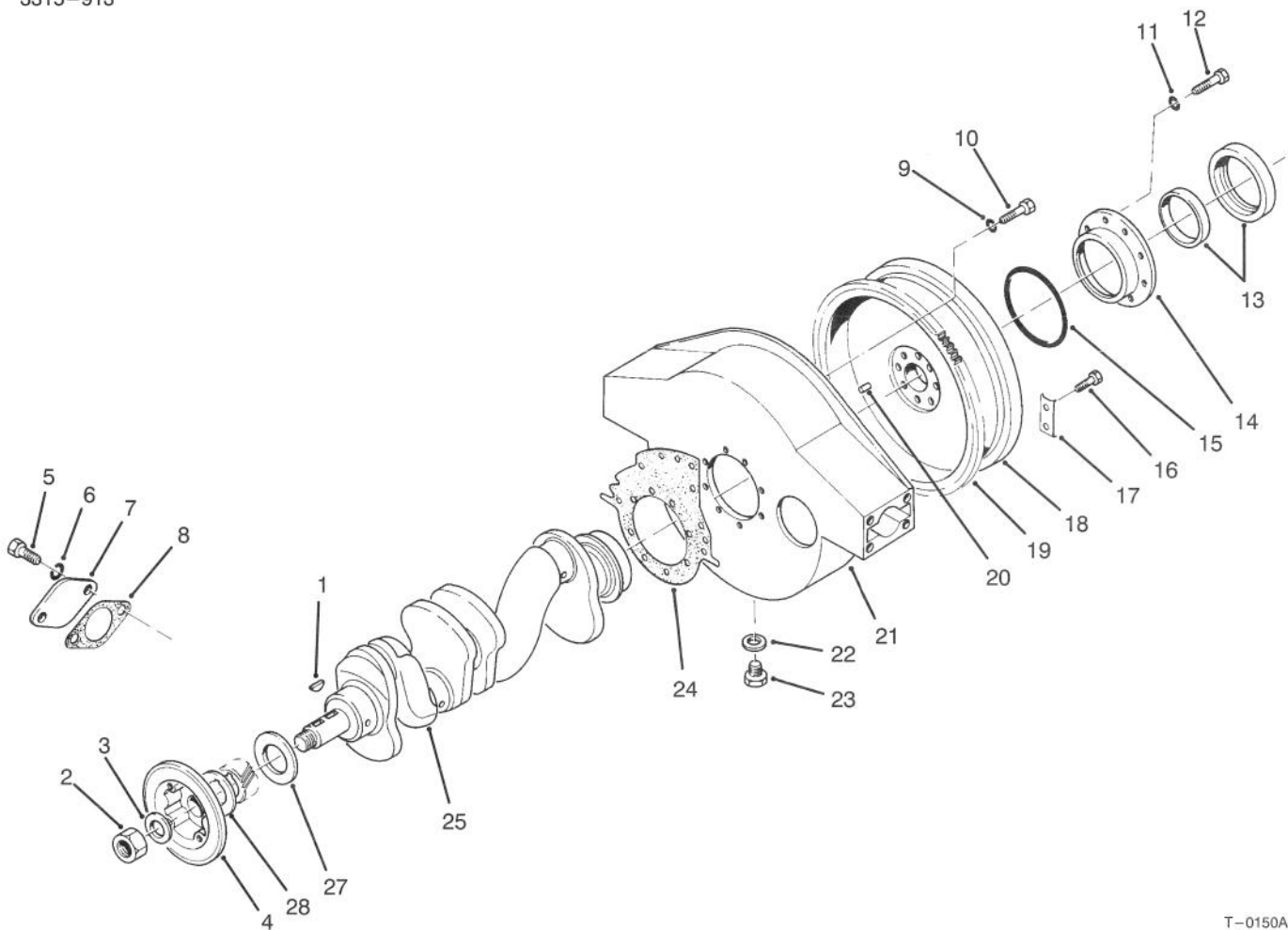
T-0148B

WATER PUMP & THERMOSTAT HOUSING ASSEMBLY

Ref. No.	Part No.	Description	No. Used
1	60-7110	Bolt	6
2	51-7250	Washer - Spring	10
3	51-7270	Plate - Washer	1
4	49-0130	Fan	1
5	51-6910	Nut - Jam	1
6	51-6920	Washer - Spring	1
7	51-7130	Pulley - Water Pump	1
8	51-6930	Spacer - Water Pump	2
9	51-6940	Ring - Retaining	1
10	51-6950	Bearing - Ball	1
11	51-6960	Key - Woodruff	1
12	86-6320	Shaft	1
13	51-6980	Bearing - Ball	1
14	51-8240	Assembly - Water Pump (Incl. Ref. #1, 2, 5-13, 15-20 & 34-38)	1
15	51-7020	Fitting - Grease	1
‡16	51-7010	Gasket	1
17	86-6330	Pipe	1
18	51-7030	Seal Unit	1
19	86-6340	Impeller	1
20	51-7050	Cover	1
21	60-5590	Switch - Temp.	1
22	82-3110	Sender - Temp.	1
23	51-7230	Thermostat	1
‡24	51-7220	Gasket	1
‡25	51-7210	Gasket	2
26	68-6030	Bolt	2

Ref. No.	Part No.	Description	No. Used
27	3253-4	Washer - Lock	2
28	281-7	Plug	1
29	58-2110	Housing - Thermostat	1
30	51-7170	Pipe	1
31	51-7200	Clamp - Hose	2
32	51-7190	Hose - By-Pass	1
33	62-6320	Screw - Brass	1
‡34	51-7080	Gasket	1
35	51-6390	Washer - Spring	4
36	51-4910	Bolt	2
37	51-4920	Bolt	1
38	51-4930	Bolt	1
39	60-5280	Housing - Support	1
40	60-5290	Assembly - Bearing & Shaft	1
41	60-5310	Wire	1
42	60-5320	Shaft - Drive	1
43	60-7370	Bolt	4
44	62-6390	Belt	1
45	60-5200	Pulley - Drive	1
46	60-5230	Washer - Spring	1
47	60-5220	Nut	1
48	60-5300	Pulley - Driver	1
49	3255-5	Washer - Lock	1
50	51-7160	Assembly - Elbow (Incl. Ref. #28)	1
51	86-6370	Spacer	1
52	86-6360	Washer	1
53	86-6350	Ring - Retaining	1

‡Included in Engine Gasket Kit



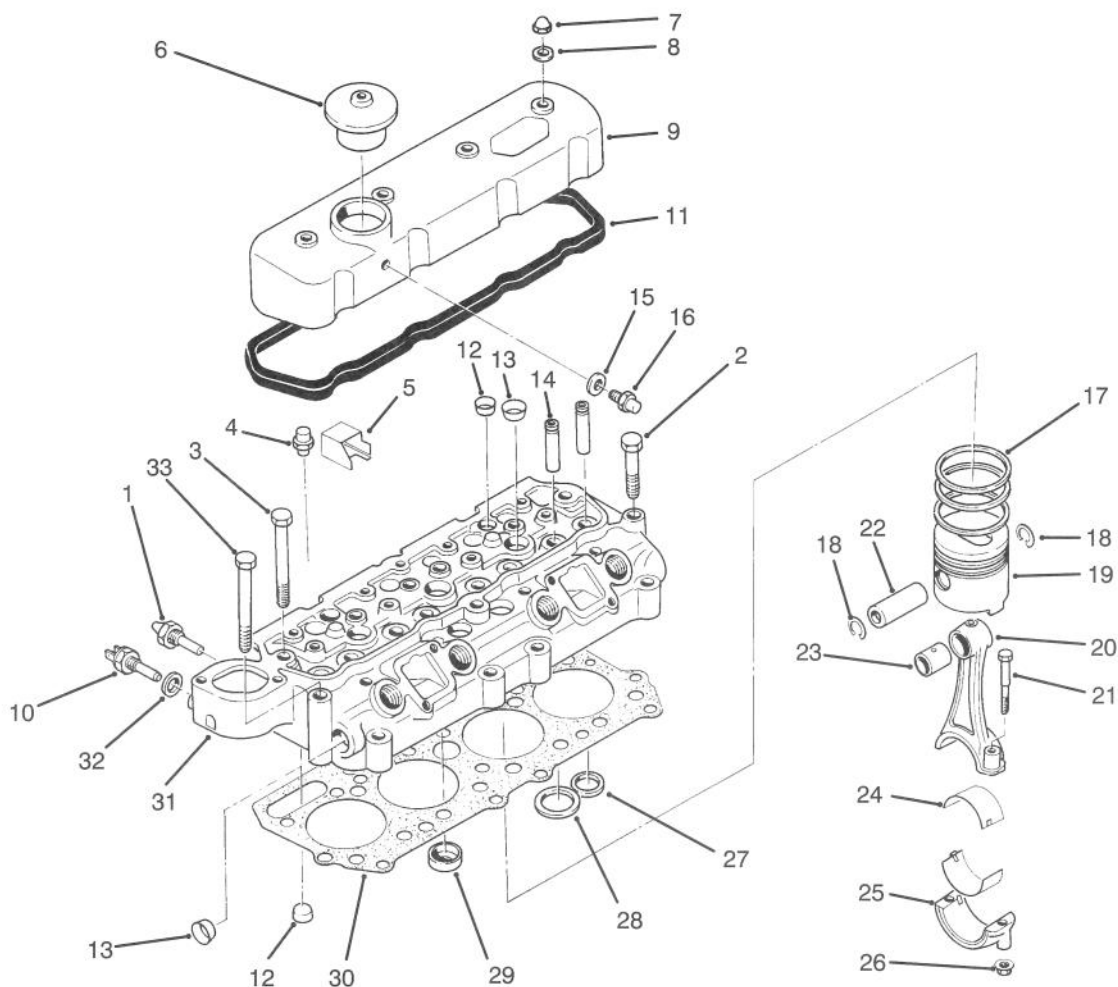
T-0150A

CRANKSHAFT & FLYWHEEL HOUSING COMPONENTS

Ref. No.	Part No.	Description	No. Used
1	51-5460	Key - Woodruff	2
2	60-5220	Nut	1
3	51-6270	Washer	1
4	51-6310	Pulley - Crankshaft	1
5	60-7110	Bolt	2
6	51-7250	Washer - Spring	2
7	51-6010	Cover	1
‡8	51-6020	Gasket	1
9	51-6390	Washer - Spring	7
10	60-7480	Bolt	7
11	51-7400	Washer - Spring	8
12	60-7490	Bolt	8
13	60-7430	Assembly - Oil Seal	1
14	51-5900	Case - Seal, Oil	1
‡15	51-5910	O-Ring	1

Ref. No.	Part No.	Description	No. Used
16	51-6370	Bolt - Seal	4
17	51-6360	Washer - Lock	2
18	51-6340	Assembly - Flywheel (Incl. Ref. #19)	1
19	51-6350	Gear - Ring	1
20	51-6300	Pin - Dowel	2
21	51-5940	Housing - Flywheel	1
‡22	51-6100	Gasket - Housing, Flywheel	1
23	51-6030	Plug	1
‡24	86-6270	Gasket	1
25	86-6280	Assembly - Crankshaft (Incl. Ref. #1-3, & 20)	1
27	51-6330	Plate - Thrust	1
28	51-6320	Plate - Baffle	1

‡Included in Engine Gasket Kit



T-0151A

CYLINDER HEAD & PISTON COMPONENTS

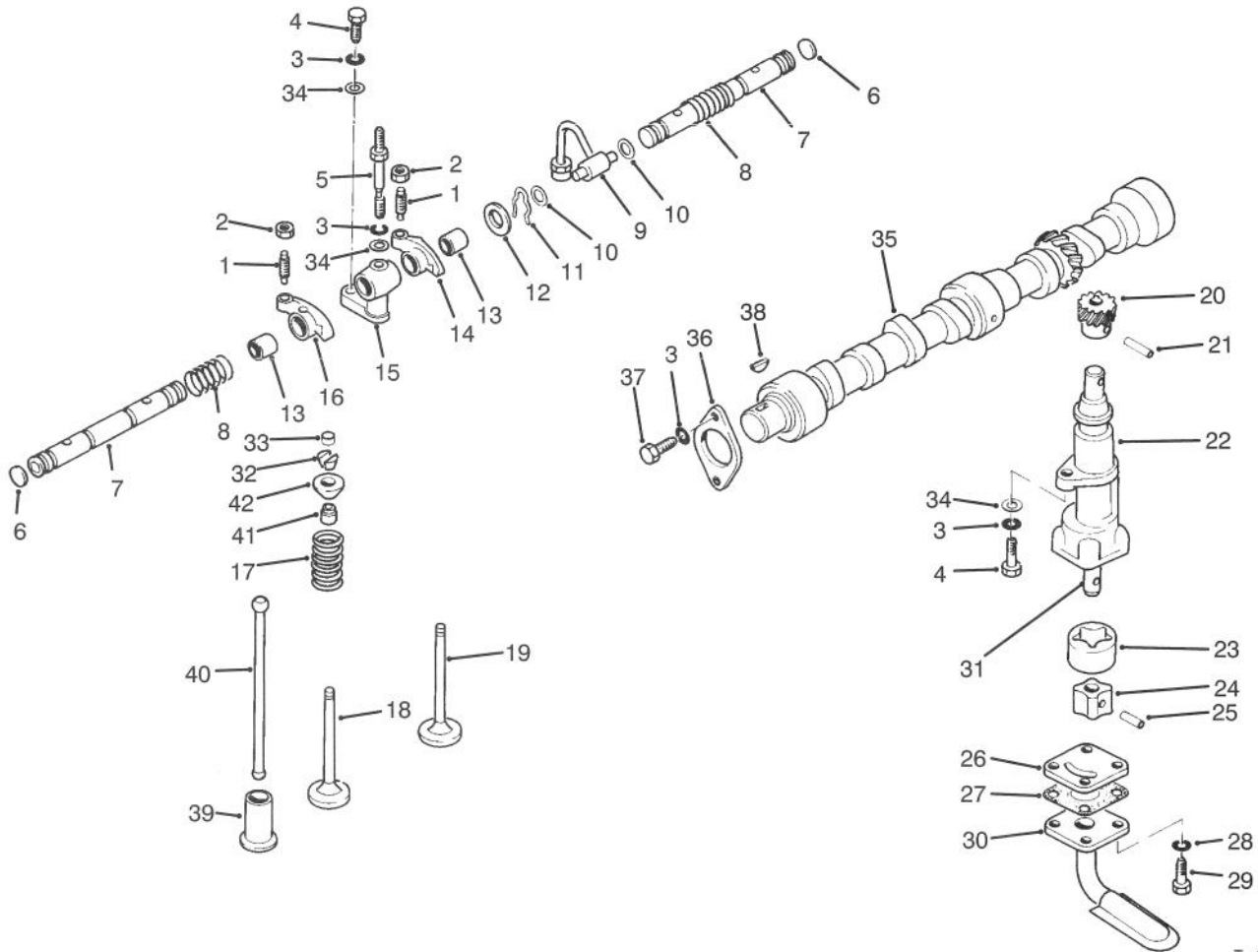
Ref. No.	Part No.	Description	No. Used	Ref. No.	Part No.	Description	No. Used
1	86-6520	Switch - Temp. Warning	1	20	51-6200	Assembly - Connecting Rod (Incl. Ref. #21, 23, 25 & 26)	4
2	51-5030	Bolt - Cylinder Head	5	21	51-6220	Bolt	8
3	51-5040	Bolt - Cylinder Head	10	22	51-6180	Pin - Piston	4
4	51-5050	Connector - Fitting	1	23	51-6210	Bushing	4
5	51-5410	Cover	1	24	51-6240	Bearing - Connecting Rod (Std.)	8
6	51-5350	Cap - Oil Fill	1	*	51-8190	Bearing - Connecting Rod U.S. 0.25mm	8
7	51-5360	Nut - Cap	4	*	51-8200	Bearing - Connecting Rod U.S. 0.50mm	8
†8	51-5370	Gasket	4	*	51-8210	Bearing - Connecting Rod U.S. 0.75mm	8
9	51-5380	Assembly - Rocker Cover (Incl. Ref. #5,15-16)	1	†25		Cap - Connecting Rod	4
10	59-7950	Switch - Cold Start	1	26	51-6230	Nut	8
†11	51-5420	Gasket - Rocker Cover	1	27	51-4970	Insert - Valve Seat, Exhaust	4
12	51-5530	Cap - Sealing	6	28	51-4980	Insert - Valve Seat, Inlet	4
13	51-4940	Cap - Sealing	10	29	92-5265	Jet - Combustion Std.	4
14	86-6200	Guide - Valve	8	†30	92-5266	Gasket - Cylinder Head	1
†15	51-5390	Washer - Sealing	1	31	92-5267	Assembly - Cylinder Head (Incl. Ref. #12-14 & 27-29)	1
16	51-5400	Connector	1	32	51-6890	Gasket	1
17	92-5262	Piston Ring Set Std.	1	*	92-5260	Piston .05 0.25mm	4
*	92-5263	Piston Ring Set 0.5. 0.25mm	1	*	92-5261	Piston .05 0.5mm	4
*	92-5264	Piston Ring Set 0.5. 0.50mm	1				
18	51-6190	Ring - Snap	8				
19	92-5259	Piston Std.	4				
*	92-5260	Piston .05 0.25mm	4				
*	92-5261	Piston .05 0.5mm	4	33	63-4740	Bolt - Cylinder Head	2

*Not Illustrated

†Not Serviceable Separately

‡Included in Engine Gasket Kit

Note: Dimensions listed in millimeters to convert to inches; divide mm by 25.4.



T-0152

VALVE, CAMSHAFT & PUMP COMPONENTS

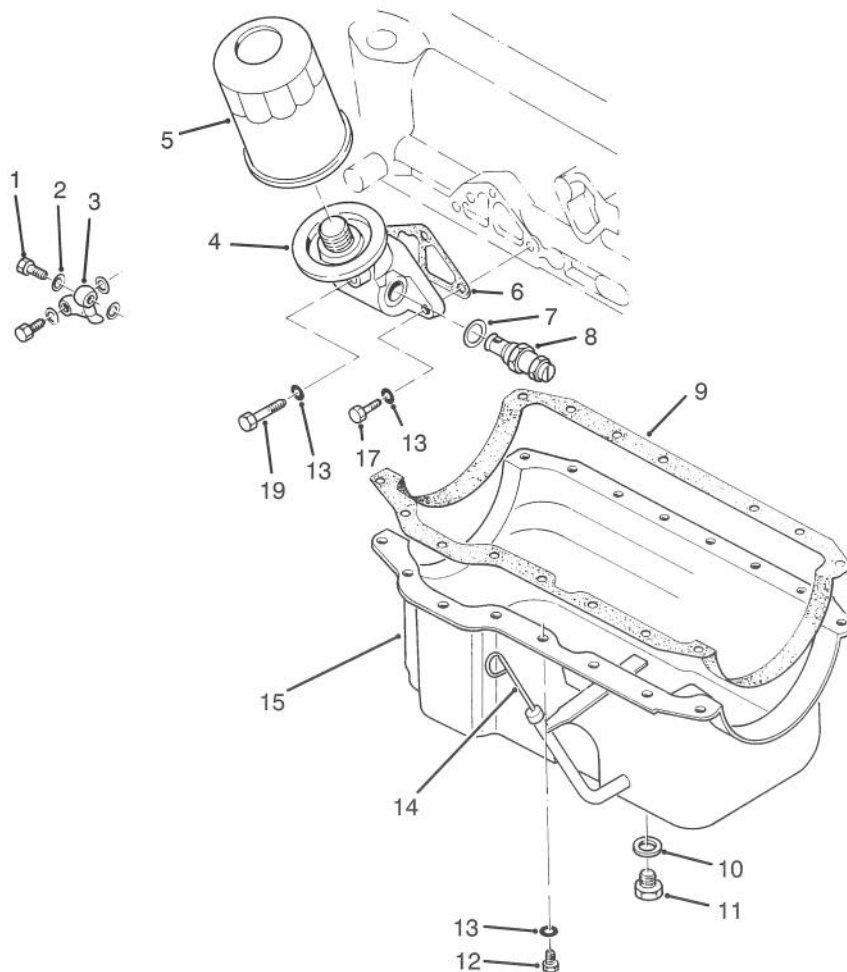
Ref. No.	Part No.	Description	No. Used
1	51-5130	Screw - Adjusting	8
2	51-5210	Nut - Jam	8
3	51-7250	Washer - Spring	11
4	60-7370	Bolt	5
5	51-5190	Bolt	4
6	51-5090	Plug - Expansion	2
7	51-5080	Assembly - Rocker Shaft (Incl. Ref. #6)	2
8	51-5100	Spring - Rocker Shaft	2
9	51-5250	Pipe - Oil	1
†10	51-5240	Seal - O-Ring	2
11	51-5260	Ring - Snap	4
12	51-5270	Washer	4
13	51-5120	Bushing - Rocker	8
14	51-5200	Assembly - Rocker (Incl. Ref. #1, 2 & 13)	4
15	51-5150	Bracket - Rocker Shaft	4
16	51-5110	Assembly - Rocker (Incl. Ref. #1, 2 & 13)	4
17	51-5320	Spring - Valve	8
18	51-5340	Valve - Inlet	4
19	51-5330	Valve - Exhaust	4
20	51-6680	Gear - Pump Drive	1
21	51-6690	Pin	1

Ref. No.	Part No.	Description	No. Used
22	51-6670	Assembly - Oil Pump (Incl. Ref. #20, 21, 23-26, 28-29 & 31)	1
†23		Rotor - Outer	1
†24		Rotor - Inner	1
†25		Pin	1
26	51-6720	Cover - Oil Pump Case	1
‡27	51-6760	Gasket	1
28	51-7400	Washer - Spring	4
29	60-7290	Bolt	4
30	51-6750	Strainer - Oil	1
†31		Shaft - Pump Main	1
32	51-5290	Keeper - Valve	16
33	51-5280	Cap	8
34	51-5160	Washer - Flat	9
35	51-5450	Camshaft	1
36	51-5470	Plate - Thrust	1
37	60-7110	Bolt	2
38	51-5460	Key - Woodruff	1
39	86-6220	Tappet	8
40	51-5430	Pushrod	8
41	51-5310	Seal - Valve Stem	8
42	86-6210	Retainer - Upper	8
*	51-6700	Assembly - Oil Pump Rotor (Incl. Ref. #23-25 & 31)	1

*Not Illustrated

†Not Serviceable Separately

‡Included in Engine Gasket Kit

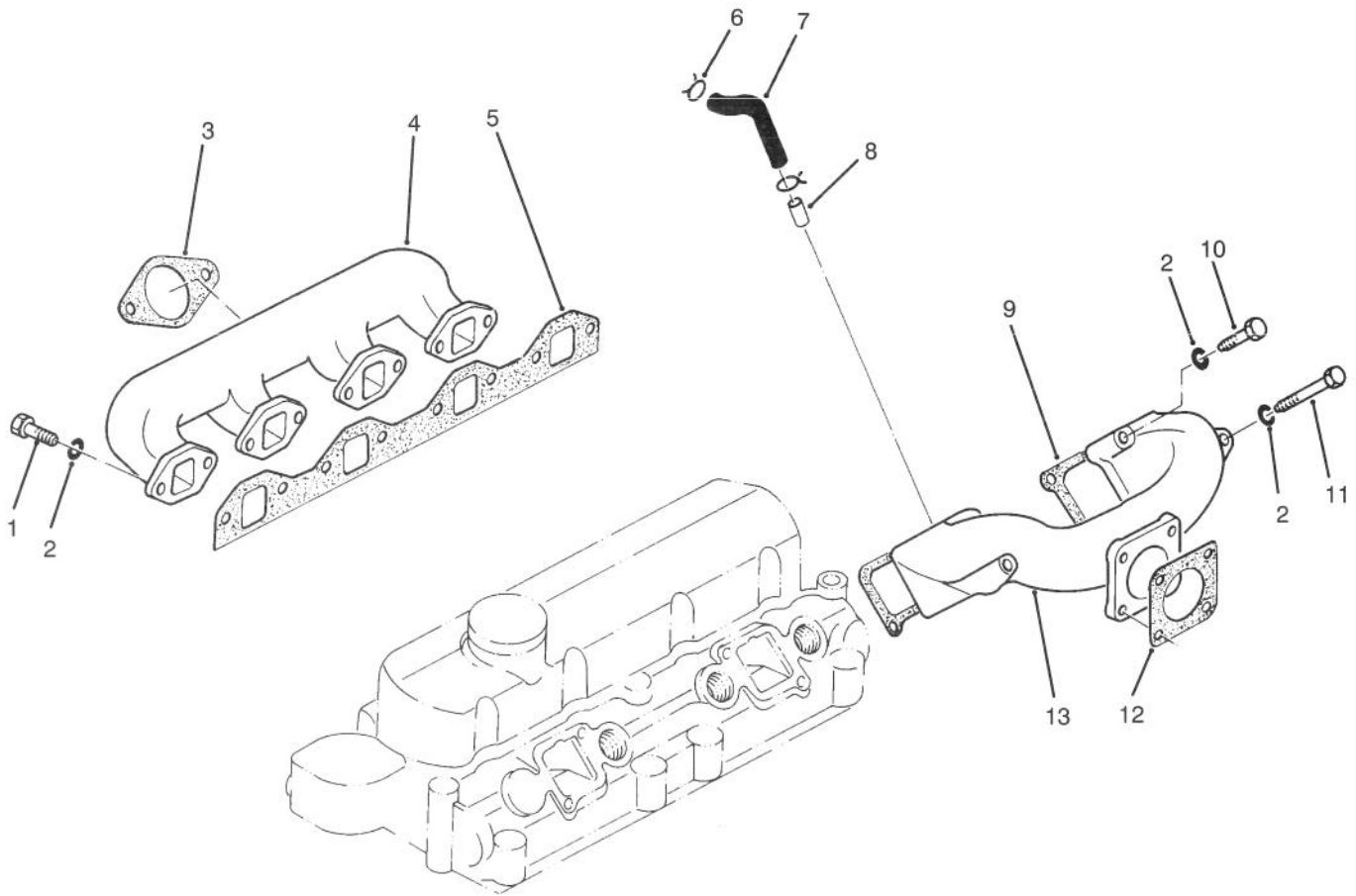


T-0153

OIL PAN & OIL FILTER

Ref. No.	Part No.	Description	No. Used	Ref. No.	Part No.	Description	No. Used
1	51-6880	Bolt - Joint	2	‡10	68-6430	Gasket	1
‡2	51-6890	Gasket	4	11	68-6420	Plug	1
3	51-6900	Pipe - Oil	1	12	60-7110	Bolt	16
4	51-6800	Assembly - Oil Filter (Incl. Ref. #5 & 7-8)	1	13	51-7250	Washer - Spring	19
5	49-2500	Element - Filter	1	14	68-6440	Dipstick	1
‡6	51-6870	Gasket	1	15	68-6400	Assembly - Oil Pan (Incl. Ref. #10 & 11)	1
‡7	51-6820	Washer - Gasket	1	17	60-7370	Bolt	2
8	51-6830	Assembly - Relief Valve	1	19	60-7360	Bolt	1
‡9	68-6410	Gasket	1				

‡Included in Engine Gasket Kit



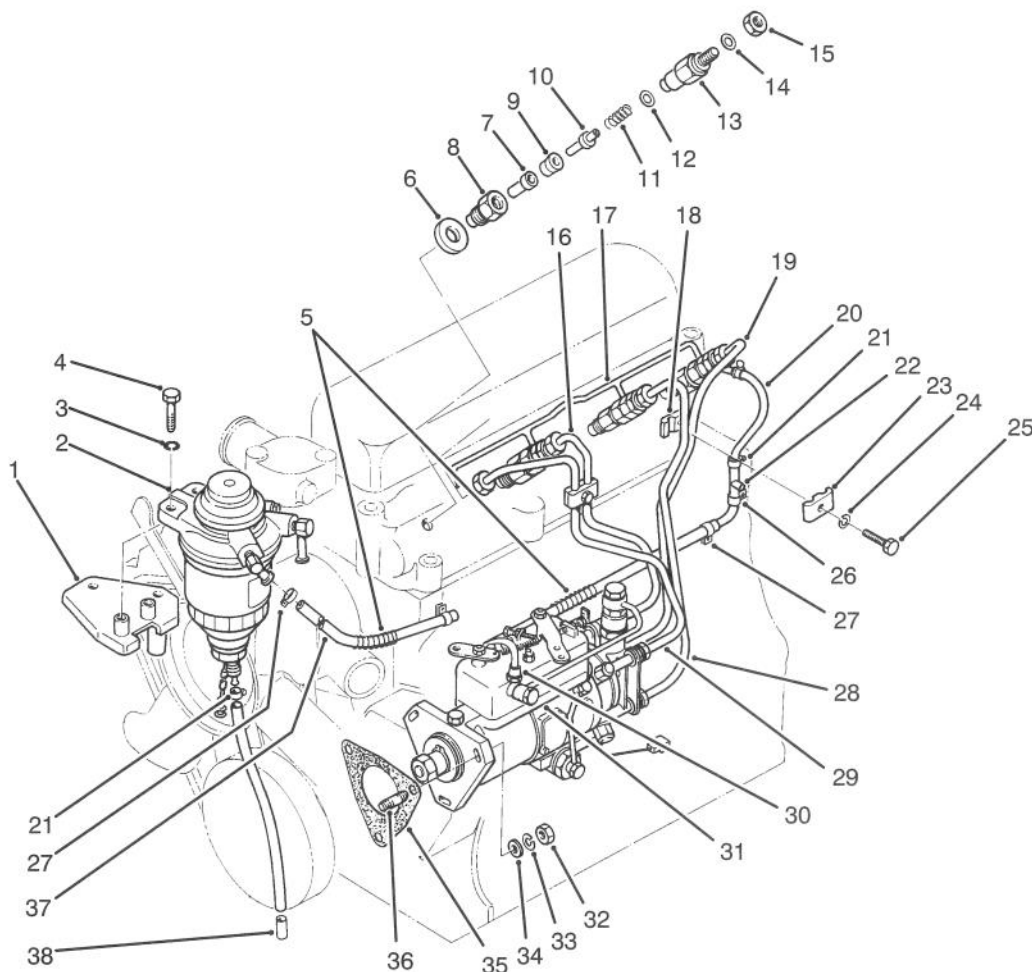
T-0154

INTAKE & EXHAUST MANIFOLD

Ref. No.	Part No.	Description	No. Used
1	60-7280	Bolt	8
2	51-7250	Washer - Spring	12
‡3	51-6630	Gasket - Exhaust Pipe	1
4	51-6620	Manifold - Exhaust	1
‡5	51-6660	Gasket - Exhaust Manifold	1
6	51-6600	Clamp	2
7	51-7190	Hose - Rubber	1

Ref. No.	Part No.	Description	No. Used
8	51-7170	Pipe	1
‡9	51-6500	Gasket - Intake Manifold	2
10	60-7040	Bolt	2
11	60-7300	Bolt	2
‡12	51-6550	Gasket - Intake Pipe	1
13	51-6540	Manifold - Inlet	1

‡Included in Engine Gasket Kit



T-0155

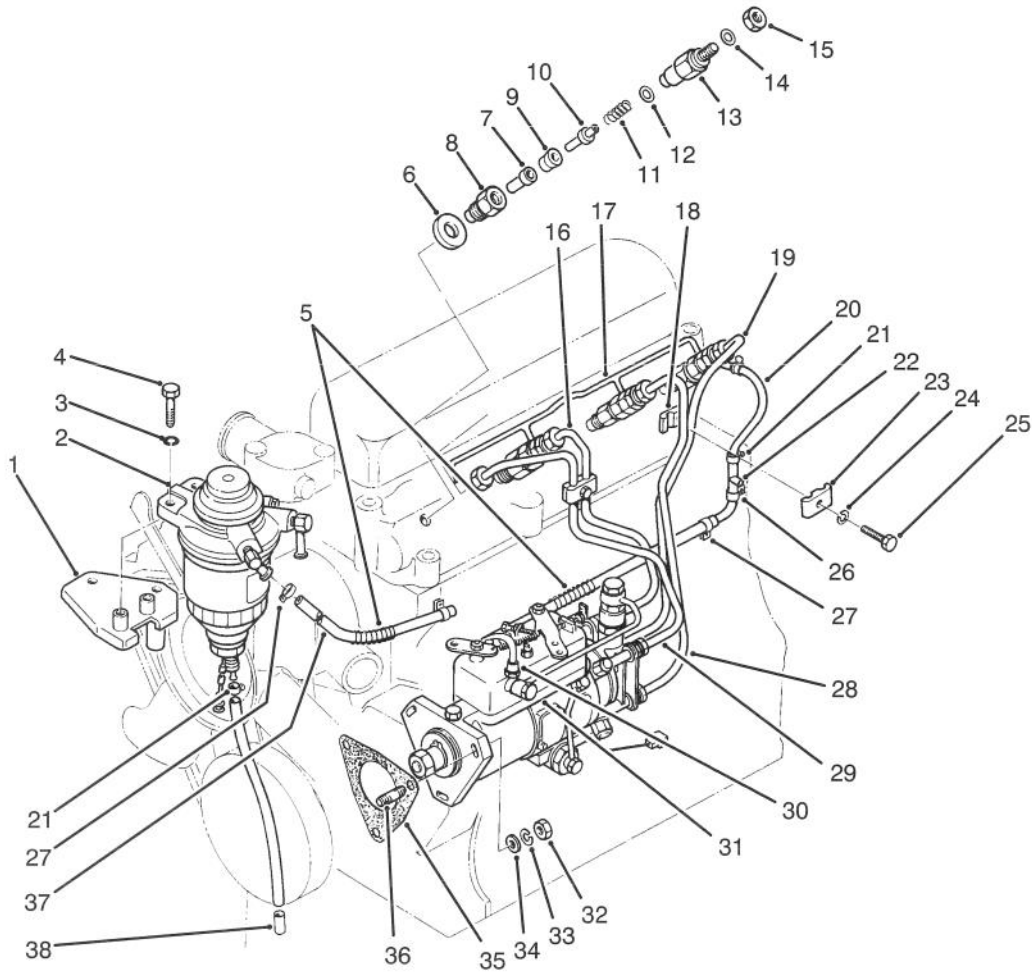
INJECTION PUMP & NOZZLE COMPONENTS

Ref. No.	Part No.	Description	No. Used
1	60-5000	Bracket	1
2	60-5010	Assembly - Fuel Filter	1
3	51-7250	Washer	2
4	60-7050	Bolt	2
5	60-5030	Wrap - Spiral	2
‡6	72-0140	Gasket	4
7	72-0160	Assembly - Nozzle Tip	4
8	72-0270	Nut - Retaining	4
9	72-0280	Spacer	4
10	72-0290	Pin - Pressure	4
11	72-0300	Spring - Pressure	4
12	51-7490	Shim - 1.0mm	A/R
*	51-8390	Shim - 1.05mm	A/R
*	51-8400	Shim - 1.10mm	A/R
*	51-8410	Shim - 1.15mm	A/R
*	51-8420	Shim - 1.20mm	A/R
*	51-8430	Shim - 1.25mm	A/R
*	51-8440	Shim - 1.30mm	A/R
*	51-8450	Shim - 1.35mm	A/R
*	51-8460	Shim - 1.40mm	A/R
*	51-8470	Shim - 1.45mm	A/R
*	51-8480	Shim - 1.50mm	A/R
*	51-8490	Shim - 1.55mm	A/R
*	51-8500	Shim - 1.60mm	A/R
*	51-8510	Shim - 1.65mm	A/R
*	51-8520	Shim - 1.70mm	A/R

Ref. No.	Part No.	Description	No. Used
*12	51-8530	Shim - 1.75mm	A/R
*	51-8540	Shim - 1.80mm	A/R
*	51-8550	Shim - 1.85mm	A/R
*	51-8560	Shim - 1.90mm	A/R
*	51-8570	Shim - 1.95mm	A/R
13	72-0320	Nozzle - Body	4
14	72-0330	Packing	4
15	72-0310	Nut	4
*	72-0150	Assy. - Nozzle, Complete (Incl. Ref. #7-15)	4
16	72-0180	Pipe - Injector No. 2	1
17	72-0210	Pipe - Fuel Leak-Off	1
18	60-5090	Clamp - Lower	2
19	72-0200	Pipe - Injector No. 4	1
20	60-5150	Hose - Rubber	1
21	60-5160	Clip	3
22	60-5170	Connector	1
23	60-5210	Clamp - Upper	2
24	51-7400	Washer - Spring	2
25	60-7290	Bolt	2
26	60-5180	Clip	1
27	60-5020	Clip	4
28	72-0190	Pipe - Injector No.3	1
29	72-0170	Pipe - Injector No. 1	1
30	60-5070	Pipe - Fuel	1

*Not Illustrated

‡Included in Engine Gasket Kit



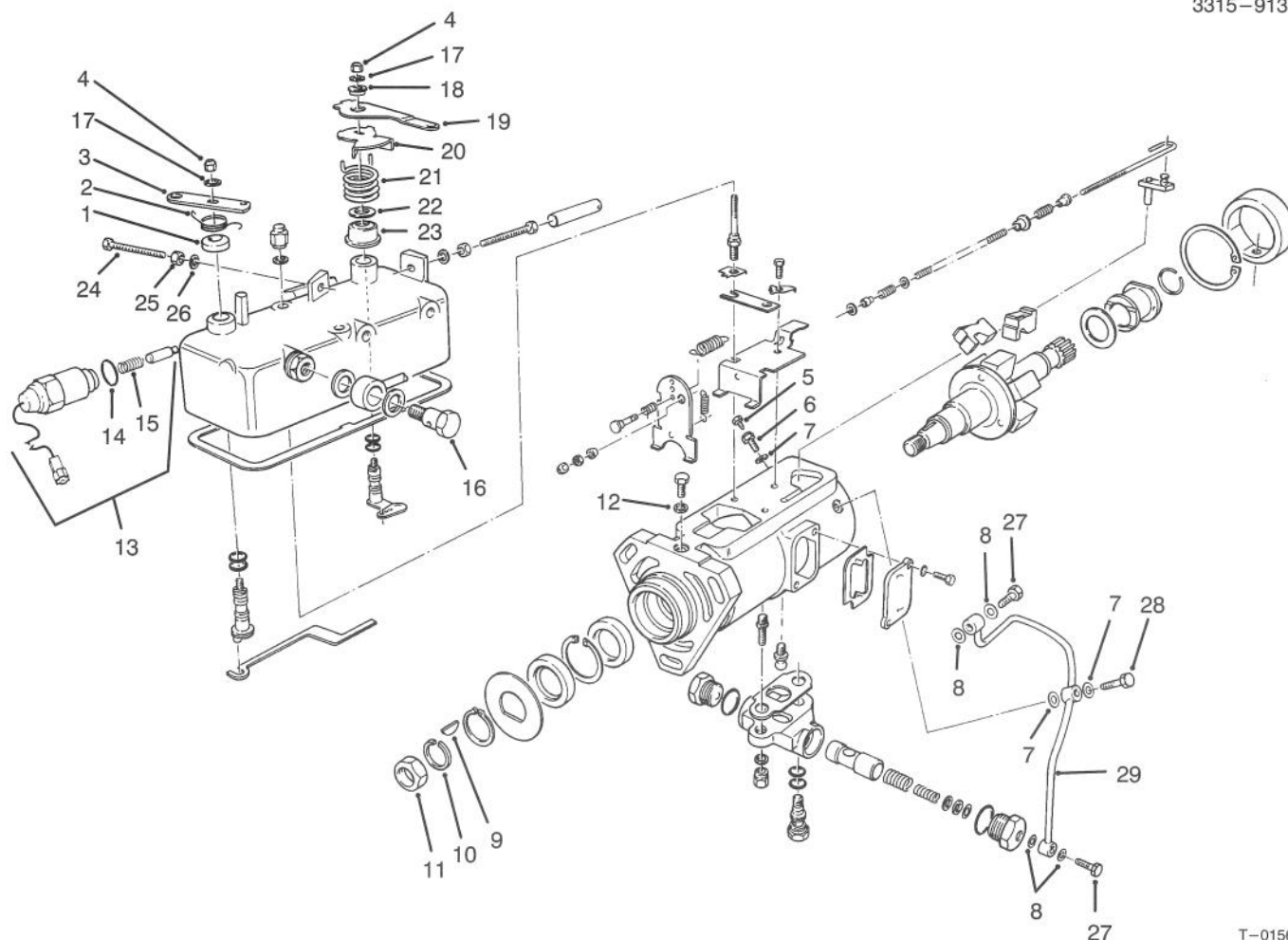
T-0155

INJECTION PUMP & NOZZLE COMPONENTS (Continued)

Ref. No.	Part No.	Description	No. Used
31	60-5100	Assembly - Injection Pump (Complete)	1
32	60-7120	Nut	3
33	51-7250	Washer - Spring	3
34	86-6380	Washer	3

Ref. No.	Part No.	Description	No. Used
‡35	60-7190	Gasket	1
36	86-6390	Stud	3
37	60-5040	Hose - Fuel Feed	1
38	60-2780	Tube - Drain	1

‡Included in Engine Gasket Kit

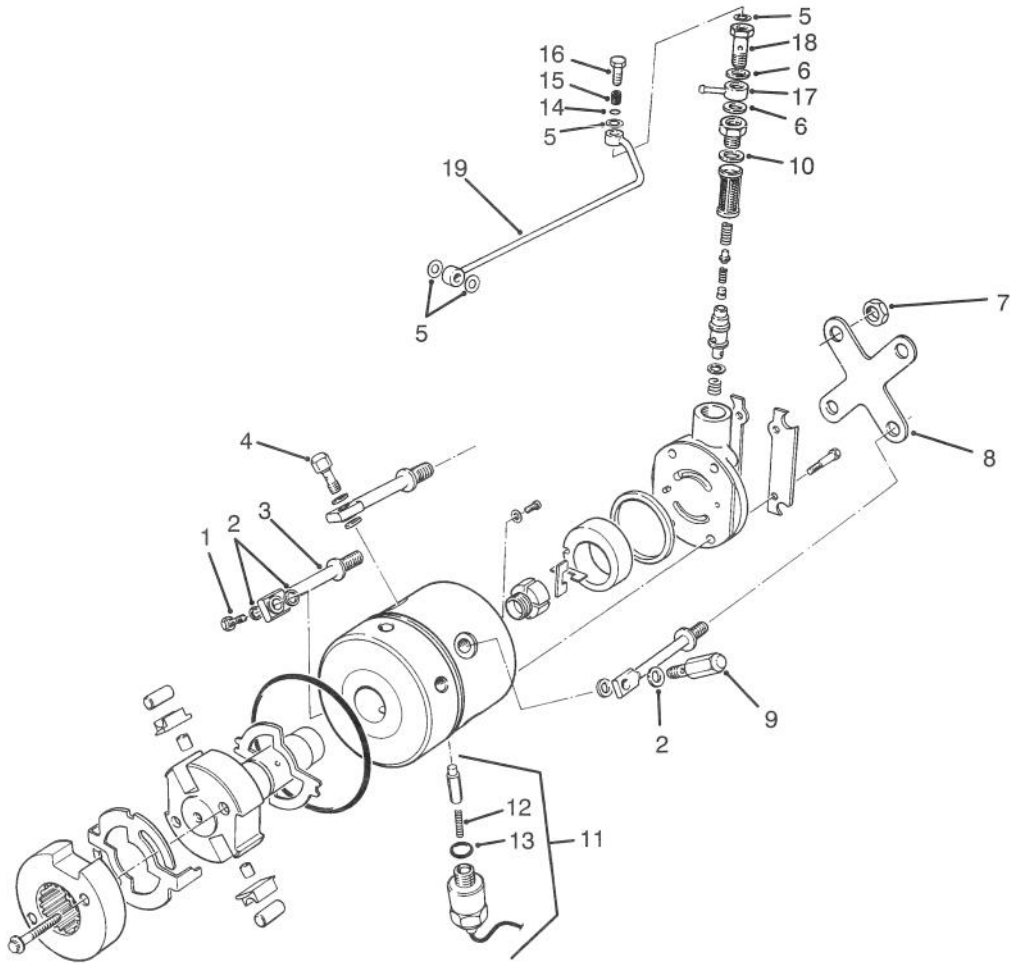


T-0156A

FUEL INJECTION PUMP NO. 60-5100

Ref. No.	Part No.	Description	No. Used
1	86-6760	Guide	1
2	63-4560	Spring	1
3	63-4570	Lever	1
4	63-4580	Nut	2
5	63-4590	Screw - Vent	1
6	63-4600	Body - Screw Vent	1
7	63-4610	Washer	3
8	63-4620	Washer	4
9	63-4630	Key	1
10	63-4640	Washer - Lock	1
11	60-7260	Nut - Hex	1
12	60-3060	Washer	1
13	60-3160	Solenoid	1
14	60-3150	Sealing Ring	1
15	60-3140	Spring	1

Ref. No.	Part No.	Description	No. Used
16	86-6650	Bolt - Outlet	1
17	86-6750	Washer	2
18	86-6700	Bushing	1
19	86-6690	Lever	1
20	86-6710	Arm	1
21	86-6730	Spring	1
22	86-6720	Washer	1
23	86-6740	Guide	1
24	86-6770	Screw	1
25	86-6680	Nut	1
26	86-6790	Washer	1
27	86-6820	Bolt	2
28	86-6800	Bolt	1
29	86-6810	Assembly - Pipe	1
*	86-6680	Assembly - Lever (Incl. Ref. #17-23)	1

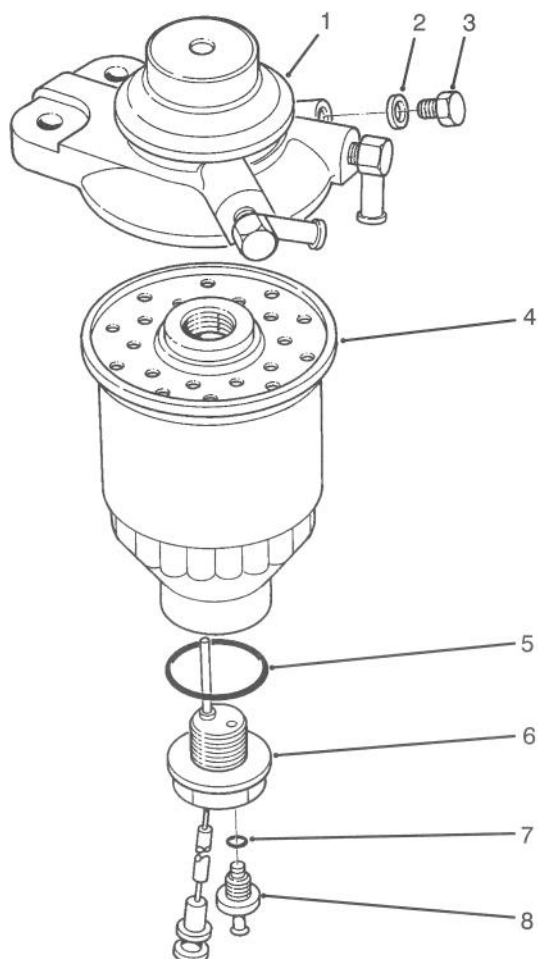


T-0157A

FUEL INJECTION PUMP NO. 60-5100 (Continued)

Ref. No.	Part No.	Description	No. Used
1	60-3070	Valve - Pressure	1
2	60-3060	Washer	8
3	60-3090	Banjo	4
4	63-4670	Valve - Pressure	2
5	63-4660	Washer	4
6	63-4650	Washer	2
7	60-3120	Nut	4
8	60-3130	Plate - Clamping	1
9	60-3100	Valve - Pressure	1
10	60-3110	Washer	1

Ref. No.	Part No.	Description	No. Used
11	60-3160	Solenoid (Incl. Ref. #12 & 13)	1
12	60-3140	Spring	1
13	60-3150	Ring - Sealing	1
14	86-6640	Seal O-Ring	1
15	86-6630	Seal - Rubber	1
16	86-6620	Bolt	1
17	86-6660	Joint	1
18	86-6610	Bolt - Inlet	1
19	86-6670	Tube - Fuel	1

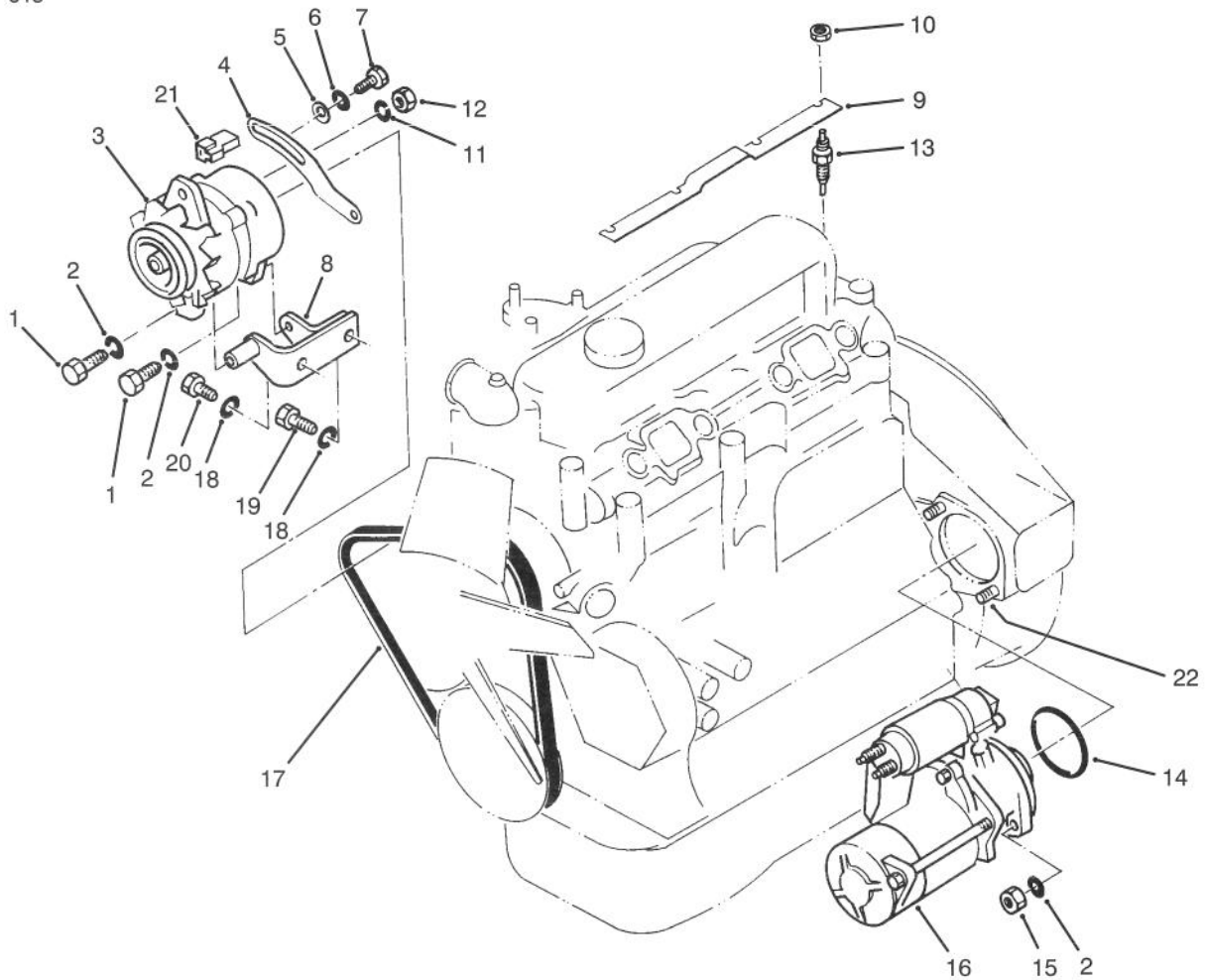


T-0158

FUEL FILTER ASSEMBLY NO. 60-5010

Ref. No.	Part No.	Description	No. Used	Ref. No.	Part No.	Description	No. Used
*1		Assembly - Body	1	*5		O-Ring	1
*2		Seal	1	6	60-5480	Sensor - Water	1
3	60-5450	Plug - Air (Incl. Ref. #2)	1	*7		O-Ring	1
4	60-5470	Assembly - Filter Element (Incl. Ref. #5)	1	8	60-5490	Kit - Drain Plug (Incl. Ref. #7)	1

*Not Serviceable Separately



T-0159

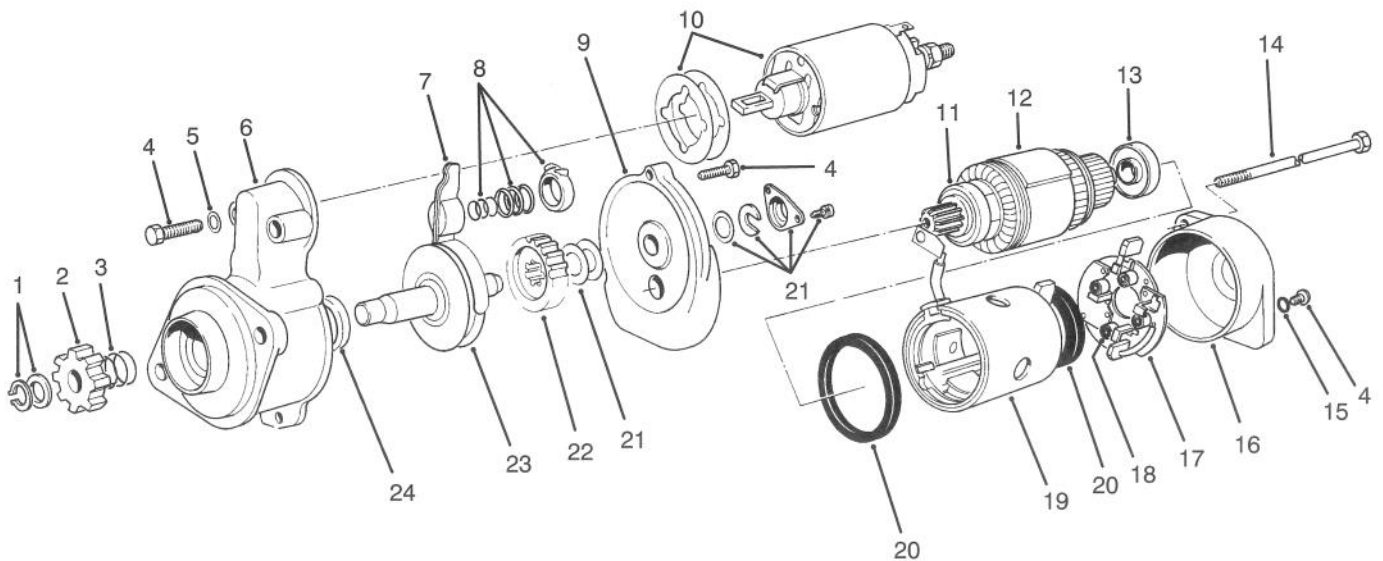
ELECTRICAL COMPONENT PARTS

Ref. No.	Part No.	Description	No. Used
1	51-8640	Bolt	2
2	51-6390	Washer - Spring	4
3	60-5420	Alternator	1
4	51-8580	Plate - Adjusting	1
5	51-8590	Washer - Flat	1
6	51-7250	Washer - Spring	1
7	60-7370	Bolt	1
8	51-8600	Bracket - Alternator	1
9	51-8650	Plate - Connection	1
*10		Nut	4
11	48-8000	Washer - Spring	1
12	48-7880	Nut	1

Ref. No.	Part No.	Description	No. Used
13	51-8660	Plug - Glow (Incl. Ref. #10)	4
‡14	60-5430	O-Ring	1
15	51-5970	Nut	2
16	51-7590	Motor - Starter	1
17	49-2520	Belt	1
18	51-8610	Washer - Spring	2
19	51-8620	Bolt	1
20	51-8630	Bolt	1
21	86-6400	Diode	1
22	51-5950	Stud	2

*Not Serviceable Separately

‡Included in Engine Gasket Kit



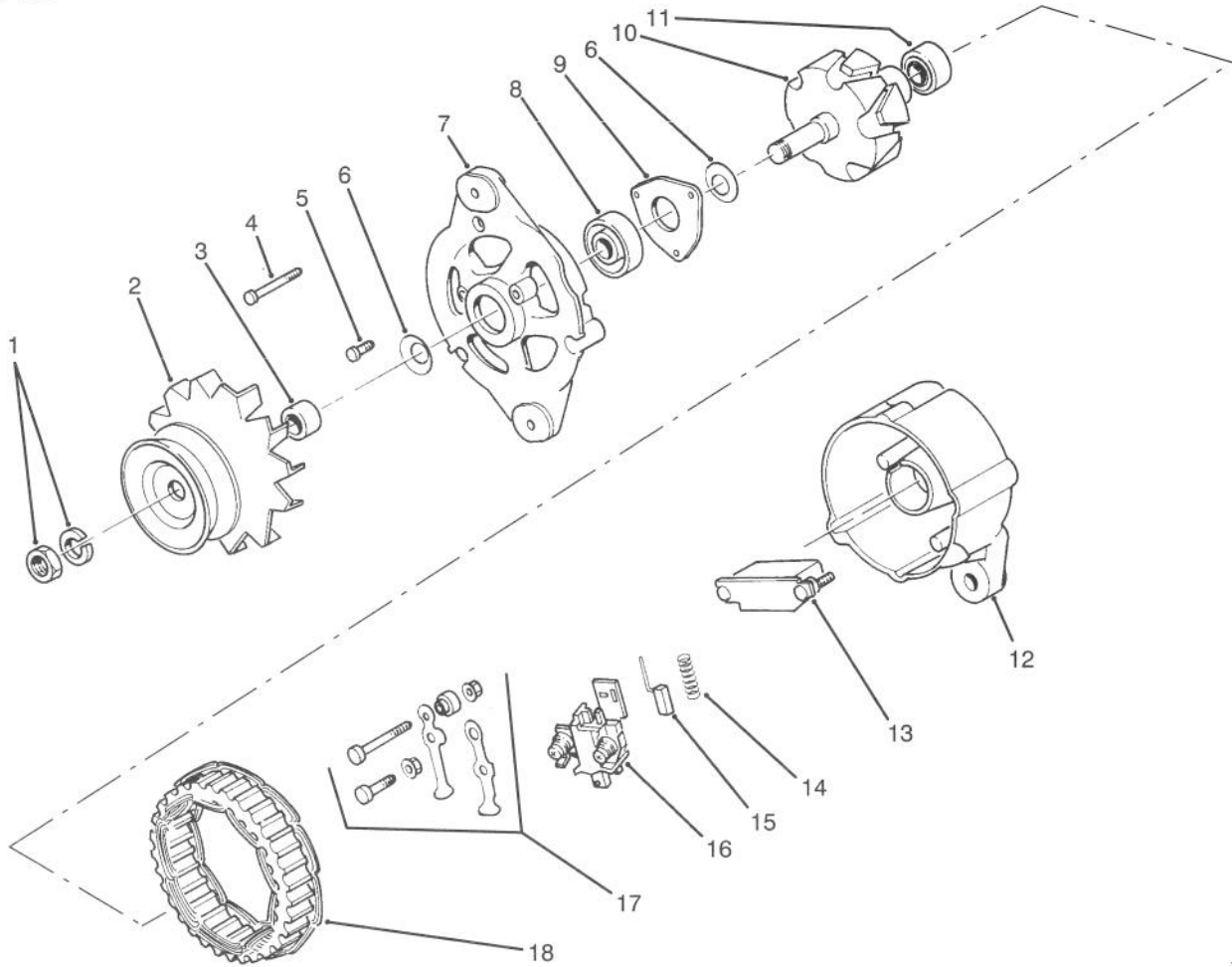
T-0160

STARTER MOTOR ASSEMBLY NO. 51-7590

Ref. No.	Part No.	Description	No. Used	Ref. No.	Part No.	Description	No. Used
1	51-7740	Assembly - Ring, Retaining	1	14	51-7710	Bolt Set	1
2	51-7730	Assembly - Gear, Pinion (Incl. Ref. #1 & 3)	1	15	51-7840	Ring - Rubber	2
†3		Spring	1	16	51-7830	Cover - Rear	1
4	51-7600	Screw - Set	1	17	51-7810	Assembly - Brush Holder (Incl. Ref. #18)	1
5	51-7610	Packing	2	18	51-7820	Spring - Brush	4
6	51-7620	Assembly - Cover, Front (Incl. Ref. #24)	1	19	51-7800	Assembly - Yoke	1
7	51-7640	Assembly - Lever	1	20	51-7790	Packing	2
8	51-7650	Assembly - Spring	1	21	51-7780	Cover Set	1
9	51-7660	Assembly - Bracket, Center	1	22	51-7770	Gear - Pinion	1
10	51-7670	Solenoid	1	23	51-7760	Assembly - Shaft	1
11	51-7690	Bearing	1	24	51-7630	Seal - Oil	1
12	51-7680	Assembly - Armature (Incl. Ref. #11 & 13)	1	*	51-7750	Assembly - Gear (Incl. Ref. #22 & 23)	1
13	51-7700	Bearing	1	*	51-7720	Assembly - Shaft, Clutch (Incl. Ref. #1-3 & 21-24)	1

*Not Illustrated

†Not Serviceable Separately



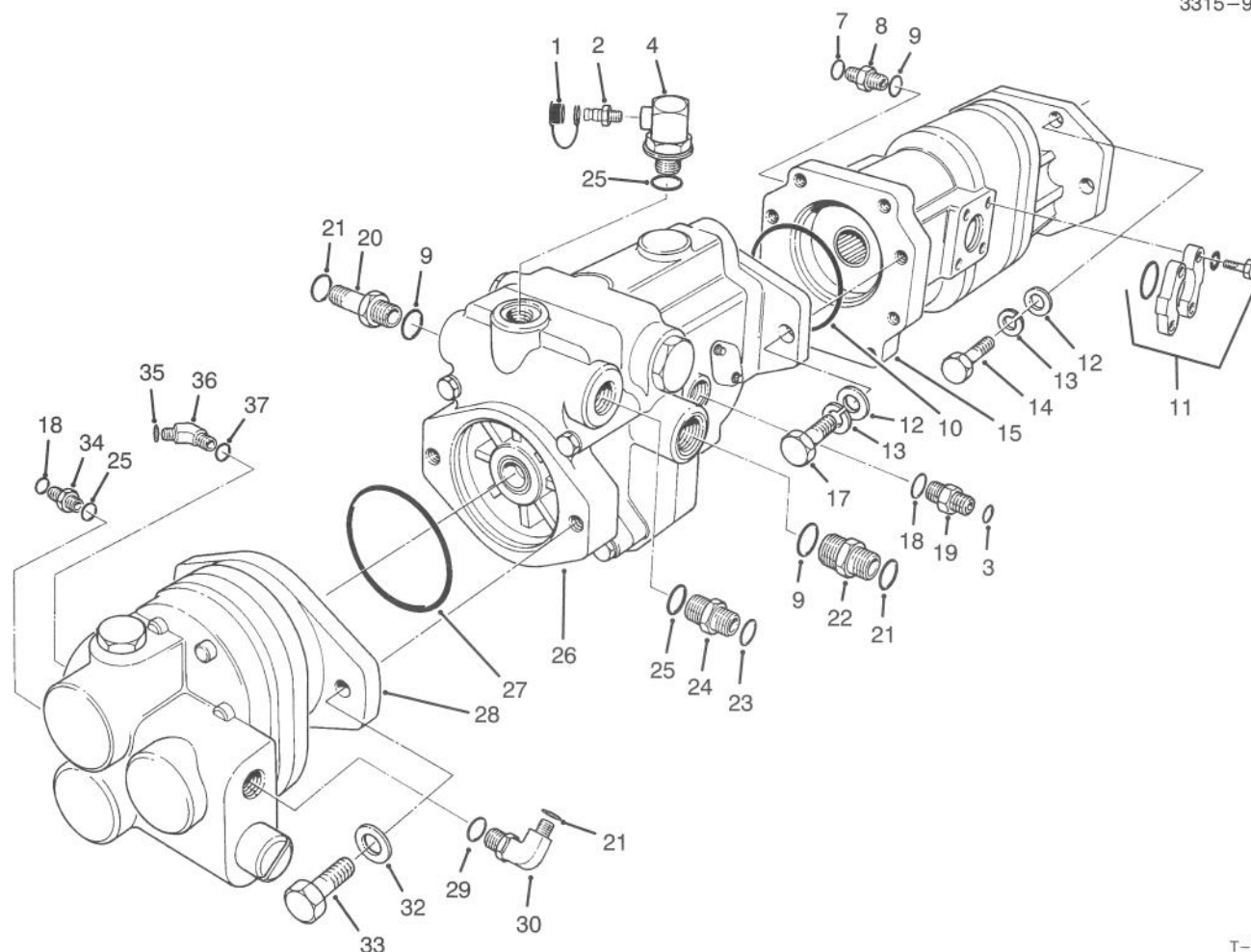
T-0161

ALTERNATOR ASSEMBLY NO. 60-5421

Ref. No.	Part No.	Description	No. Used
1	51-7850	Assembly - Nut	1
2	60-5330	Assembly - Pulley (Incl. Ref. #3)	1
†3		Collar - Shaft	1
4	51-7870	Screw - Set	1
5	51-7890	Screw - Set	1
†6		Spring Washer	2
7	60-5340	Assembly - Cover, Front (Incl. Ref. #5, 6, 8 & 9)	1
8	60-5350	Bearing	1
†9		Plate - Bearing Retainer	1

Ref. No.	Part No.	Description	No. Used
10	51-7910	Assembly - Rotor (Incl. Ref. #11)	1
11	60-5360	Bearing	1
12	86-6430	Assembly - Cover, Rear (Incl. Ref. #13, 16 & 17)	1
13	86-6440	Assembly - Rectifier	1
14	51-7980	Spring - Return	2
15	51-7970	Brush	2
16	51-7960	Assembly - Regulator (Incl. Ref. #14 & 15)	1
17	51-7950	Assembly - Terminal	1
18	51-7930	Stator	1

*Not Serviceable Separately



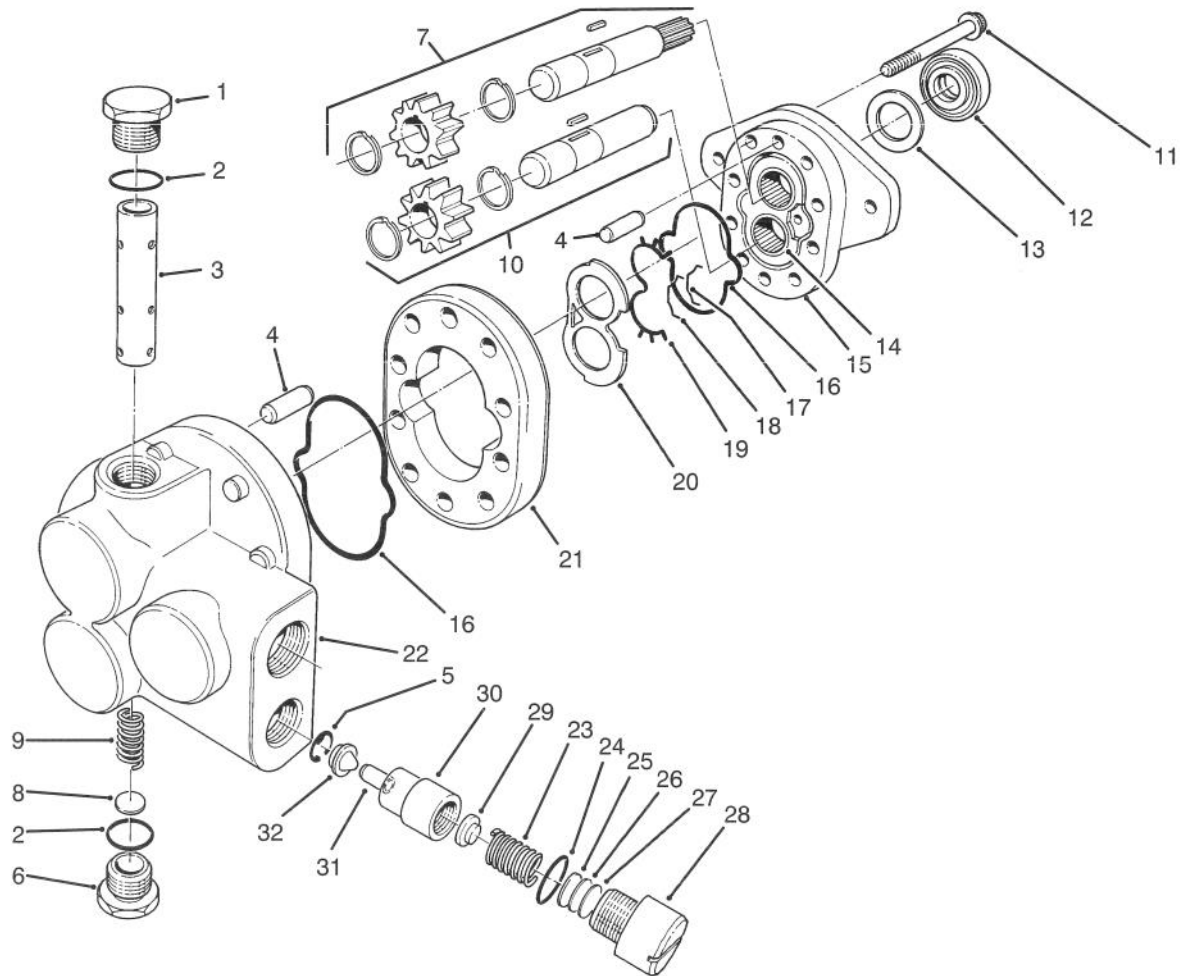
T-0162

HYDRAULIC PUMP COMPONENTS

Ref. No.	Part No.	Description	No. Used
1	353-947	Cap - Dust	1
2	354-85	Fitting - Diagnostic	1
3	237-42	O-Ring	1
4	354-86	Elbow - 90 (Incl. Ref. #25)	1
7	237-65	O-Ring	1
8	340-8	Fitting (Incl. Ref. #7 & 9)	1
9	237-81	O-Ring	3
10	59-8550	O-Ring	1
11	340-62	Kit - Flange	1
12	3256-26	Washer - Flat	6
13	3253-7	Washer - Lock	6
14	3213-2	Bolt	4
15	86-6000	Pump - Gear, Model 03700 (Incl. Ref. #10)	1
15	86-6001	Pump - Gear, Model 03701 (Incl. Ref. #10)	1
17	325-5	Bolt	2
18	237-22	O-Ring	2
19	340-2	Fitting (Incl. Ref. #3 & 18)	1
20	340-11	Fitting - Long (Incl. Ref. #9 & 21)	1

Ref. No.	Part No.	Description	No. Used
21	237-58	O-Ring	3
22	340-9	Fitting (Incl. Ref. #9 & 21)	1
23	237-30	O-Ring	1
24	340-4	Fitting (Incl. Ref. #23 & 25)	1
25	237-79	O-Ring	3
26	58-5660	Pump - Piston	1
27	60-3520	O-Ring	1
28	58-5650	Pump - Gear	1
29	237-146	O-Ring	1
30	340-15	Fitting 90° (Incl. Ref. #21 & 29)	1
32	60-3540	Washer	2
33	60-3530	Bolt	2
34	340-3	Fitting (Incl. Ref. #18 & 25)	1
35	237-30	O-Ring	1
36	340-89	Fitting 45° (Incl. Ref. #35 & 37)	1
37	237-80	O-Ring	1
*	58-5500	Assembly - Tandem Pump (Incl. Ref. #26-28 & 32-33)	1

*Not Illustrated



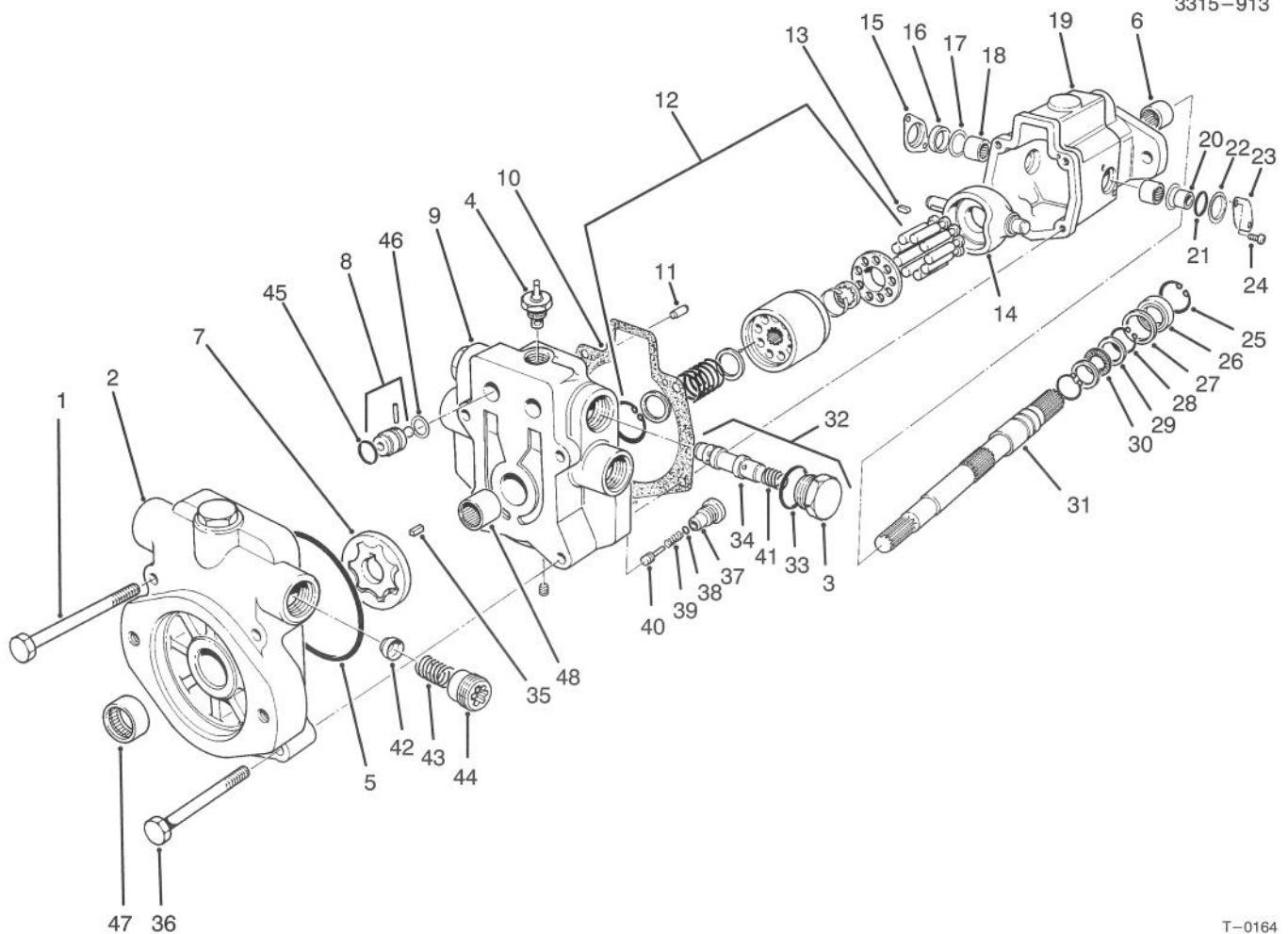
T-0163

GEAR PUMP ASSEMBLY NO. 58-5650

Ref. No.	Part No.	Description	No. Used	Ref. No.	Part No.	Description	No. Used
1	60-5860	Plug (Incl. Ref. #2)	1	18	49-2700	Seal - Bearing	1
2	60-5720	O-Ring	2	19	49-2690	Gasket - Backup	1
†3		Spool	1	20	49-2670	Plate - Wear	1
4	60-5760	Pin - Dowel	4	21	60-5740	Assembly - Body (Incl. Ref. #4)	1
†5		Ring - Retaining	1	†22		Assembly - Plate, Back	1
6	60-5710	Plug (Incl. Ref. #2)	1	23	60-5790	Spring	1
7	60-5780	Assembly - Gear Drive (Incl. Ref. #5-8)	1	24	60-5880	O-Ring	1
8	60-5730	Disc	A/R	25	60-5830	Washer	A/R
9	60-5820	Spring	1	26	60-5840	Washer	A/R
10	60-5770	Assembly - Idler, Gear	1	27	60-5850	Washer	A/R
11	42-3140	Screw - Cap Hex. Hd.	8	28	60-5870	Assembly - Plug (Incl. Ref. #24)	1
12	49-2640	Seal - Shaft	1	29	60-5810	Plug - Seat	1
13	60-5890	Washer	1	†30		Assembly - Cartridge	1
14		Bushing	2	31	60-5800	Seat	1
15	49-2660	Assembly - Plate, Front (Incl. Ref. #14)	1	†32		Poppet	1
16	42-3120	O-Ring	2	*	60-5910	Kit - Repair, Back Plate	1
17	49-2680	O-Ring - Molded	1	*	60-5900	Kit - Seal Repair (Incl. Ref. #2, 12, 13, 16-20 & 24)	1

*Not Illustrated

†Not Serviceable Separately



T-0164

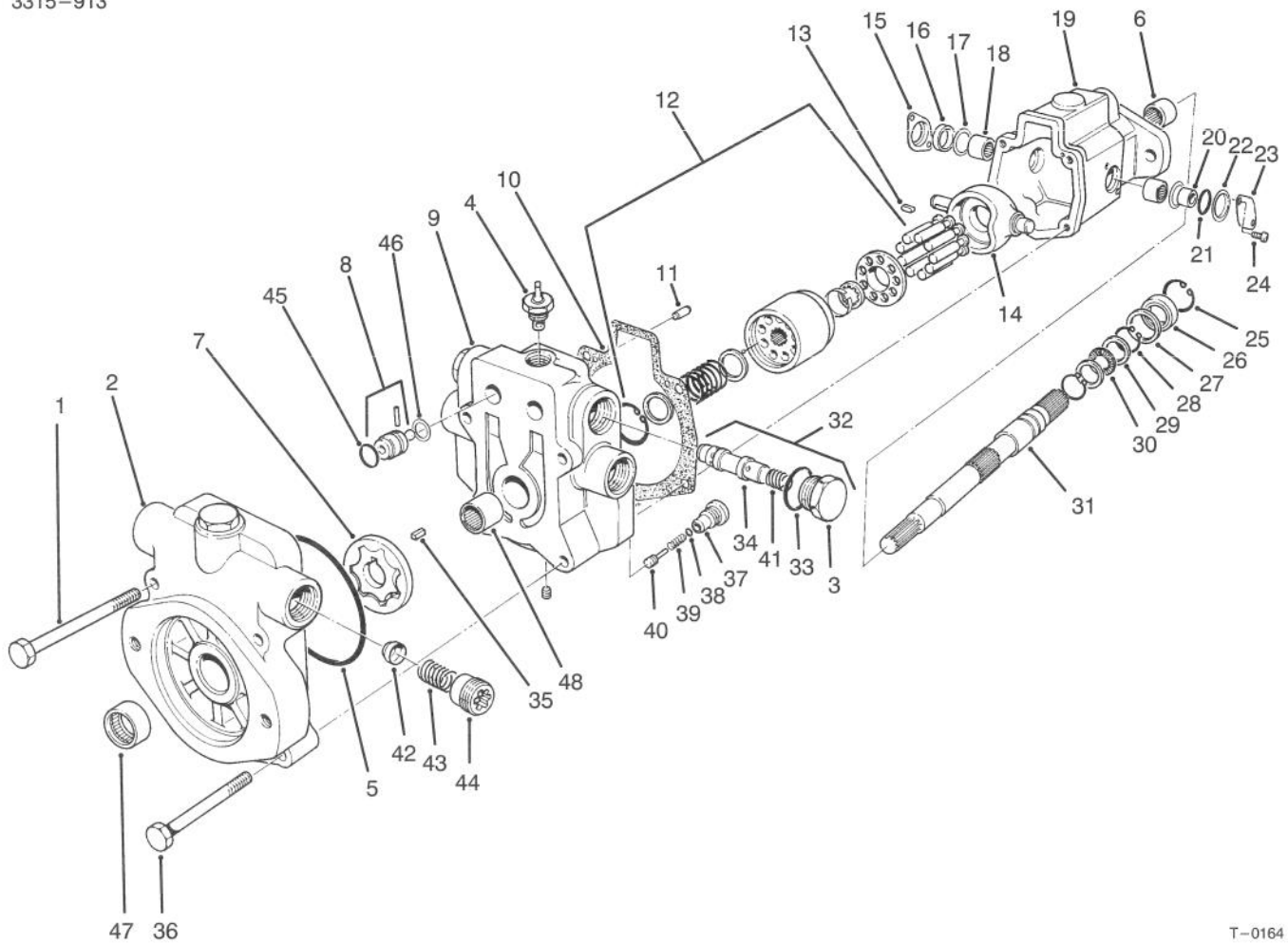
PISTON PUMP ASSEMBLY NO. 58-5660

Ref. No.	Part No.	Description	No. Used
1	60-6230	Screw - Cap Hex. Hd.	2
2	60-6200	Assy. - Charge Pump Adap. (Incl. Ref. #42-44 & 47)	1
3	70-1240	Assembly - Plug (Incl. Ref. #33)	2
†4	39-2080	Assembly - Valve, Tow	1
5	60-6180	O-Ring	1
6	63-4390	Bearing - Needle	1
7	60-6350	Assembly - Gear, Gerotor	1
8	33-4970	Assembly - Check Valve (Incl. Ref. #45 & 46)	2
9	60-6040	Assembly - Back Plate (Incl. Ref. #4, 37-40 & 48)	1
10	60-6130	Gasket - Housing	1
11	60-6370	Pin - Dowel	2
12	60-6030	Assembly - Kit, Rotating	1
13	60-6310	Key	1
14	60-6020	Camplate	1
15	60-6120	Cover - Seal	1
16	42-2720	Seal - Shaft	1
17	60-6250	Washer	2
18	60-6110	Bearing - Needle	2
19	60-6000	Assembly - Housing (Incl. Ref. #6)	1
20	60-5990	Race - Inner	1
21	60-6190	O-Ring	1

Ref. No.	Part No.	Description	No. Used
22	60-6210	Cover - O-Ring	1
23	60-6010	Cover - Trunion	1
24	60-6330	Screw	4
25	60-6260	Ring - Retaining	1
26	60-6300	Seal - Shaft	1
27	60-6240	Washer	1
28	60-6270	Ring - Retaining	2
29	60-6160	Race - Thrust	2
30	60-6170	Bearing - Needle, Thrust	1
31	60-6140	Shaft - Drive	1
32	68-6460	Kit - Relief Valve (Incl. Ref. #3, 34 & 41)	2
33	60-5980	O-Ring	2
34		Assembly - Relief Valve	2
35	60-6320	Key	1
36	60-6220	Screw - Cap Hex. Hd.	2
37	60-6060	Cartridge	1
38	60-6080	O-Ring	1
39	60-6090	Spring	1
40	60-6070	Poppet	1
41		Spring	1
42	33-4990	Poppet	1
43	39-2140	Spring	2
44	39-2130	Retainer - Spring	1
45	237-114	O-Ring	2
46	60-5950	Washer - Backup	2

*Not Illustrated

†Used on Units With Pump Serial No. 70591 & Up



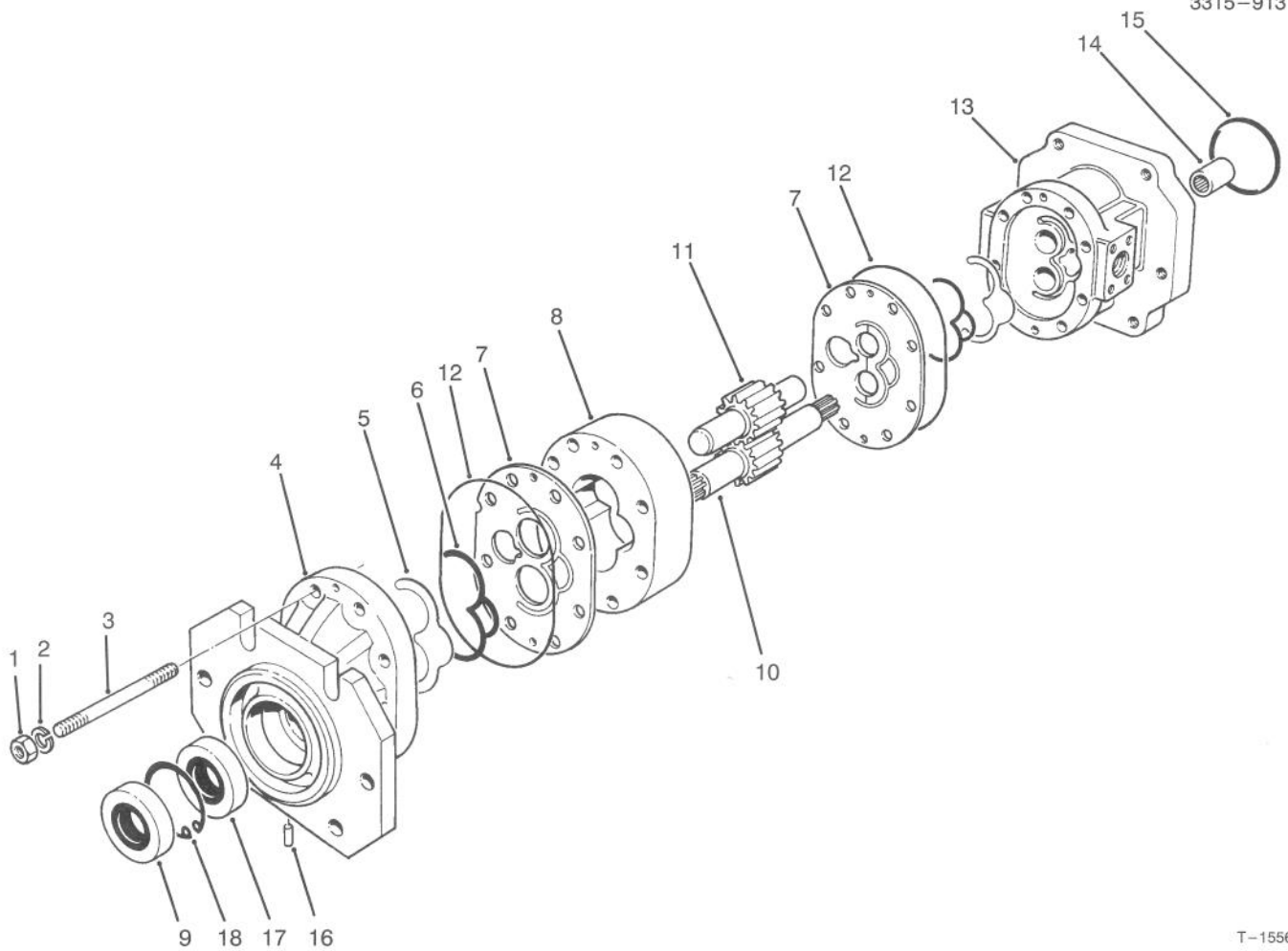
T-0164

PISTON PUMP ASSEMBLY NO. 58-5660 (Continued)

Ref. No.	Part No.	Description	No. Used
47	60-6150	Bearing	1
48	60-6050	Bearing	1

Ref. No.	Part No.	Description	No. Used
*	60-6400	Kit - Seal (Incl. Ref. #5, 10, 16, 21, 26, 28, 29, 33, 38, 45 & 46)	1
*	60-6360	Kit - Charge Relief Spring	1
*	60-6340	Kit - Bleed-Off Valve	1

*Not Illustrated



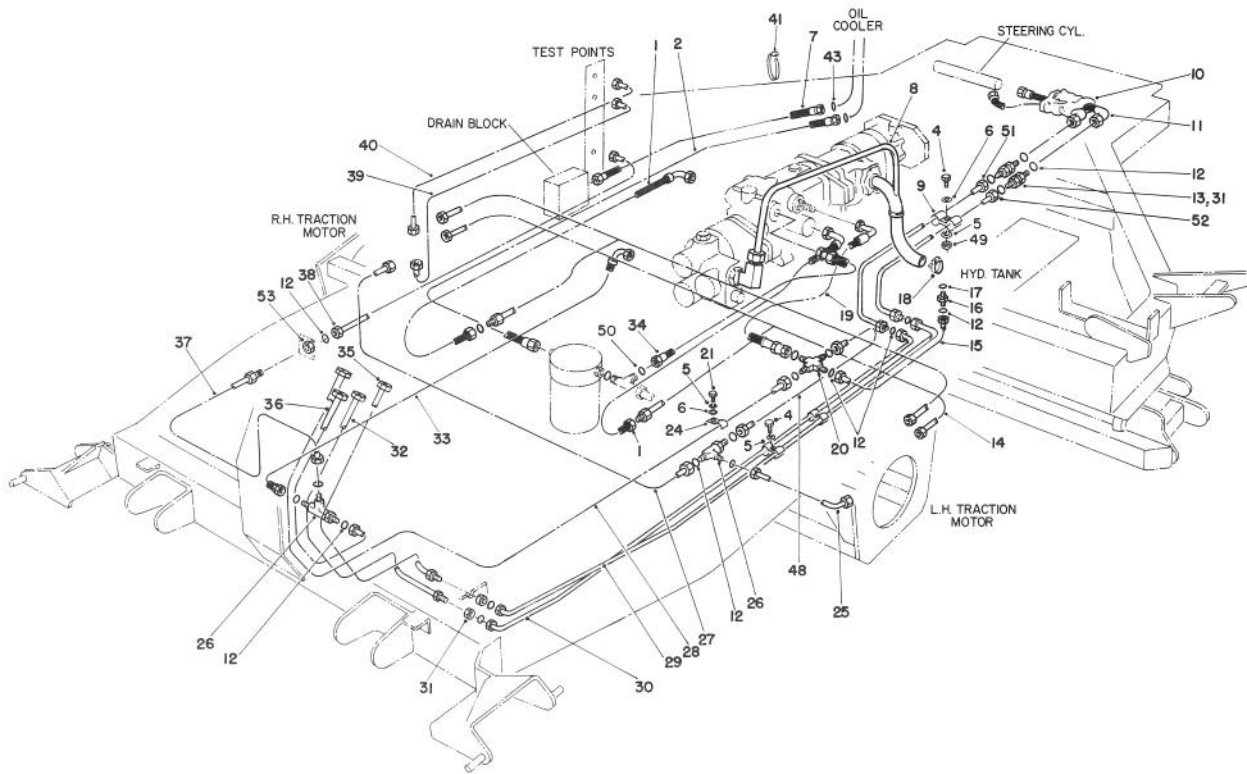
T-1556

PUMP ASSEMBLY NO. 86-6000 (Model 03700) & 86-6001 (Model 03701)

Ref. No.	Part No.	Description	No. Used
1	59-7580	Nut	8
2	59-7590	Washer - Lock	8
3	59-7970	Stud (Model 03700)	8
3	74-3210	Stud (Model 03701)	8
4	86-6010	Cover - Front	1
5	59-7990	Seal - Gland	2
6	59-8470	Retainer - Seal	2
7	86-6070	Plate - Wear	2
8	86-6020	Center S/A Section (Model 03700)	1
8	86-6060	Center S/A Section (Model 03701)	1
9	59-8590	Seal - Shaft	1
10	59-8500	Drive Gear - Spline (Model 03700)	1

Ref. No.	Part No.	Description	No. Used
*10	74-3230	Drive Gear - Spline (Model 03701)	1
11	59-8600	Driven Gear (Model 03700)	1
11	74-3240	Driven Gear (Model 03701)	1
12	86-6080	O-Ring Seal	2
13	86-6030	Port Section - Rear	1
14	59-8540	Coupling	1
15	86-6040	O-Ring	1
16	86-6050	Plug	1
17	59-8570	Seal - Shaft	1
18	59-8580	Ring - Retaining	1
*	86-6450	Kit - Seal (Incl. Ref. #5, 6, 9 & 17)	1

*Not Illustrated

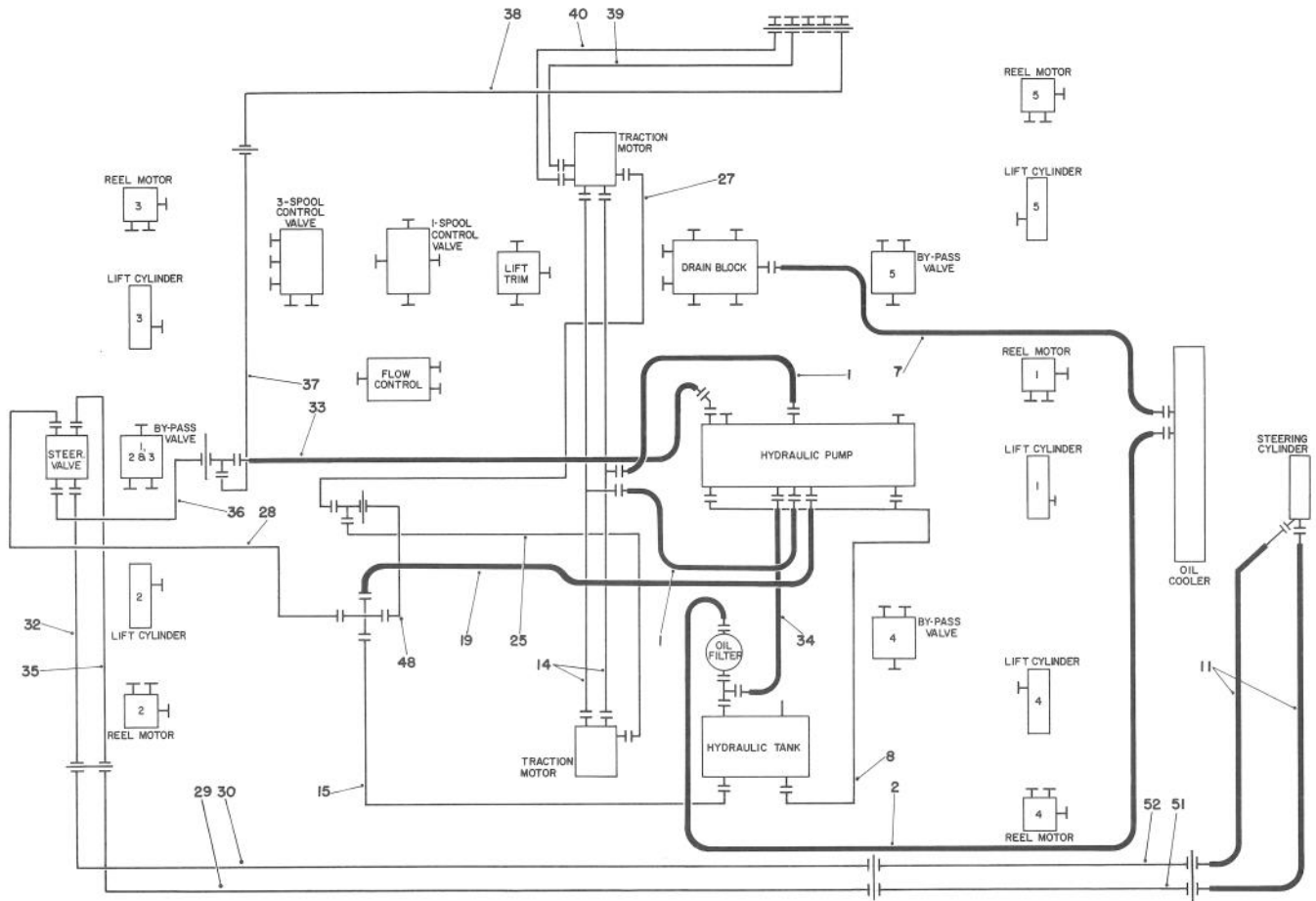


T-0166

HYDRAULIC CIRCUIT – TRACTION & STEERING

Ref. No.	Part No.	Description	No. Used
1	58-5860	Assembly – Hose	2
2	75-8200	Assembly – Hose	1
4	48-7640	Screw – Cap Hex. Hd.	4
5	43-5930	Washer – Lock	5
6	48-8010	Washer	3
7	75-8210	Assembly – Hose	1
8	60-1900	Assembly – Tube	1
9	58-3880	Clamp	3
10	60-2010	Sleeve – Protective	1
11	58-5850	Assembly – Hose	2
12	237-22	O-Ring	22
13	340-71	Fitting	2
14	58-5690	Assembly – Tube	2
15	58-4720	Assembly – Tube	1
16	340-3	Fitting	1
17	237-79	O-Ring	1
18	2412-132	Clamp	1
19	60-1250	Assembly – Hose	1
20	340-23	Fitting	1
21	48-7690	Screw – Cap Hex. Hd.	1
22	48-8020	Washer – Lock	1
24	60-1360	Clamp	1
25	58-4790	Assembly – Tube	1
26	340-68	Fitting – Tee	2

Ref. No.	Part No.	Description	No. Used
27	58-4860	Assembly – Tube	1
28	74-2820	Assembly – Tube	1
29	68-6320	Assembly – Tube	1
30	68-6350	Assembly – Tube	1
31	340-70	Nut – Lock, Bulkhead	3
32	74-2780	Assembly – Tube	1
33	58-5720	Assembly – Hose	1
34	58-5870	Assembly – Hose	1
35	74-2810	Assembly – Tube	1
36	74-2790	Assembly – Tube	1
37	58-7780	Assembly – Tube	1
38	58-7750	Assembly – Tube	1
39	58-7770	Assembly – Tube	1
40	58-7760	Assembly – Tube	1
41	48-4480	Strap – Tie	3
43	340-65	O-Ring	2
46	340-110	Adapter – 90°	1
47	340-115	Adapter – Tee	1
48	58-4710	Assembly – Tube	1
49	48-7890	Nut – Hex	1
50	237-30	O-Ring	1
51	68-6330	Assembly – Tube	1
52	68-6360	Assembly – Tube	1
53	340-78	Nut – Lock, Bulkhead	1



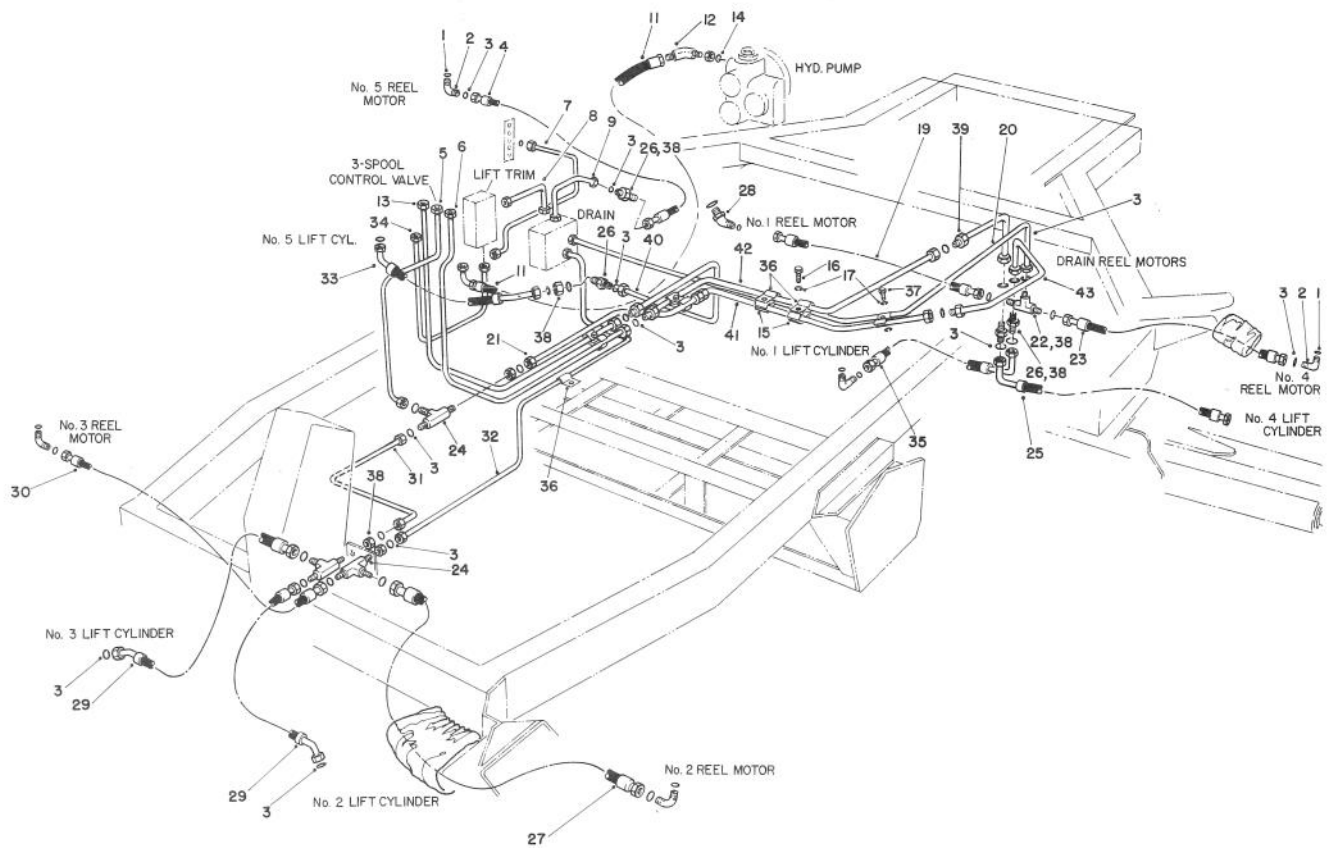
T-0167

HYDRAULIC SCHEMATIC – TRACTION & STEERING

Ref. No.	Part No.	Description	No. Used
1	58-5860	Assembly - Hose	2
2	75-8200	Assembly - Hose	1
7	75-8210	Assembly - Hose	1
8	60-1900	Assembly - Tube	1
11	58-5850	Assembly - Hose	2
14	58-5690	Assembly - Tube	2
15	58-4720	Assembly - Tube	1
19	60-1250	Assembly - Hose	1
25	58-4790	Assembly - Tube	1
27	58-4860	Assembly - Tube	1
28	74-2820	Assembly - Tube	1
29	68-6320	Assembly - Tube	1
30	68-6350	Assembly - Tube	1

Ref. No.	Part No.	Description	No. Used
32	74-2780	Assembly - Tube	1
33	58-5720	Assembly - Hose	1
34	58-5870	Assembly - Hose	1
35	74-2810	Assembly - Tube	1
36	74-2790	Assembly - Tube	1
37	58-7780	Assembly - Tube	1
38	58-7750	Assembly - Tube	1
39	58-7770	Assembly - Tube	1
40	58-7760	Assembly - Tube	1
48	58-4710	Assembly - Tube	1
49	68-6330	Assembly - Tube	1
50	68-6360	Assembly - Tube	1

*Not Illustrated

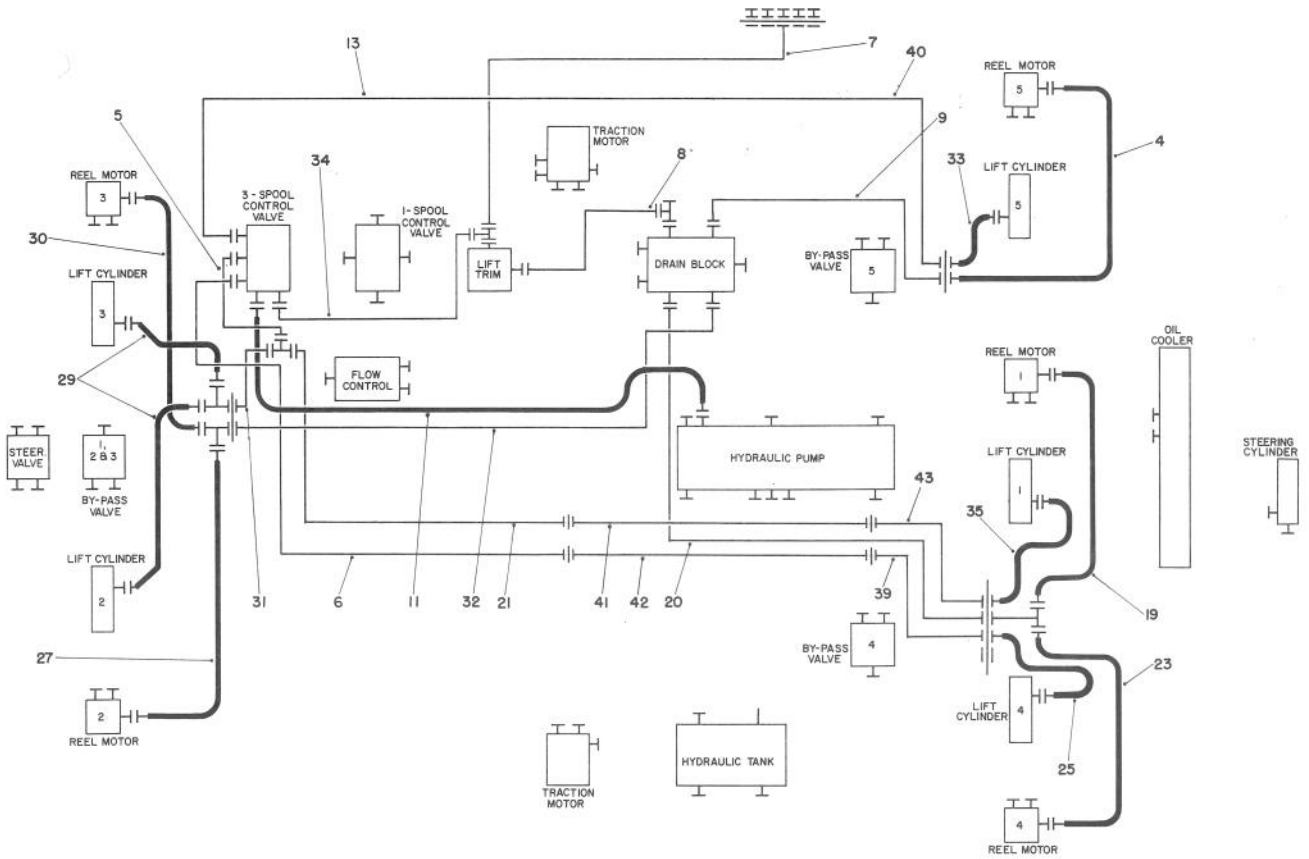


T-0168A

HYDRAULIC CIRCUIT – LIFT ARMS

Ref. No.	Part No.	Description	No. Used
1	237-42	O-Ring	7
2	340-77	Fitting - Adapter 90°	4
3	237-22	O-Ring	31
4	84-6240	Assembly - Hose	1
5	58-4750	Assembly - Tube	1
6	58-4770	Assembly - Tube	1
7	58-7730	Assembly - Tube	1
8	63-4680	Assembly - Tube	1
9	58-4780	Assembly - Tube	1
11	58-5710	Assembly - Hose	1
12	340-89	Fitting - Adapter 45°	1
13	58-5080	Assembly - Tube	1
14	237-80	O-Ring	1
15	58-3880	Clamp - Tube	5
16	60-6650	Screw - Cap Hex. Hd.	2
17	43-5930	Washer - Lock	6
18	48-8010	Washer	2
19	58-5840	Assembly - Hose	1
20	58-4850	Assembly - Tube	1
21	58-4820	Assembly - Tube	1
22	60-2180	Fitting - Tee	1

Ref. No.	Part No.	Description	No. Used
23	58-5820	Assembly - Hose	1
24	340-68	Fitting - Tee	3
25	60-1630	Assembly - Hose	1
26	340-71	Fitting - Adapter	4
27	58-6670	Assembly - Hose	1
28	340-87	Adapter - 45°	1
29	58-5850	Assembly - Hose	2
30	58-5830	Assembly - Hose	1
31	58-4760	Assembly - Tube	1
32	58-4880	Assembly - Tube	1
33	84-6230	Assembly - Hose	1
34	58-4870	Assembly - Tube	1
35	58-5800	Assembly - Hose	1
36	60-1360	Clamp - Tube	3
37	48-7640	Screw - Cap Hex. Hd.	5
38	340-70	Nut - Lock, Bulkhead	8
39	68-6260	Assembly - Tube	1
40	68-6380	Assembly - Tube	1
41	68-6240	Assembly - Tube	1
42	68-6250	Assembly - Tube	1
43	68-6300	Assembly - Tube	1

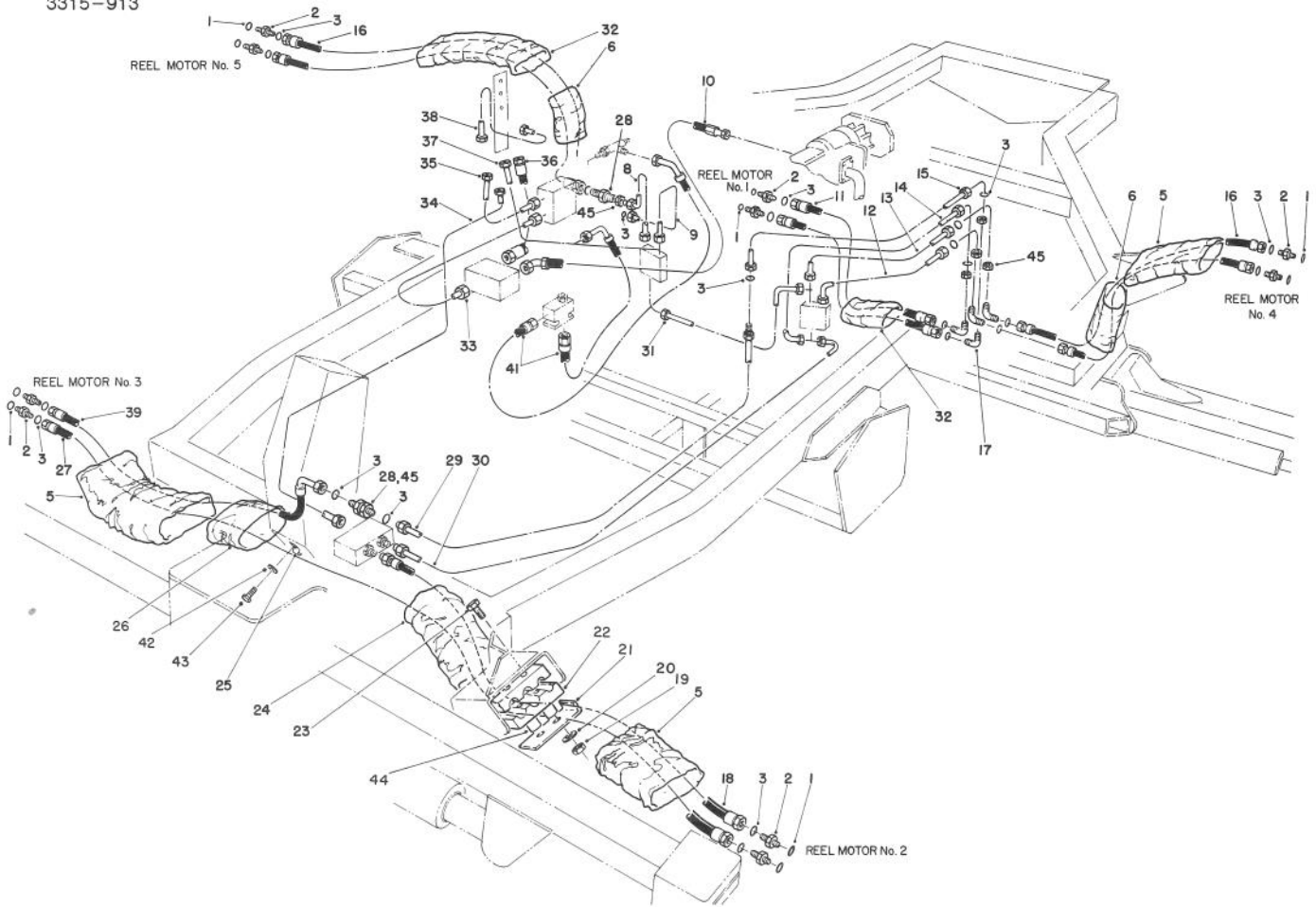


T-0169

HYDRAULIC SCHEMATIC – LIFT ARMS

Ref. No.	Part No.	Description	No. Used
1	237-42	O-Ring	7
2	340-77	Fitting – Adapter 90°	4
3	237-22	O-Ring	31
4	84-6240	Assembly – Hose	1
5	58-4750	Assembly – Tube	1
6	58-4770	Assembly – Tube	1
7	58-7730	Assembly – Tube	1
8	63-4680	Assembly – Tube	1
9	58-4780	Assembly – Tube	1
11	58-5710	Assembly – Hose	1
13	58-5080	Assembly – Tube	1
19	58-5840	Assembly – Hose	1
20	58-4850	Assembly – Tube	1
21	58-4820	Assembly – Tube	1
23	58-5820	Assembly – Hose	1

Ref. No.	Part No.	Description	No. Used
25	60-1630	Assembly – Hose	1
27	58-6670	Assembly – Hose	1
29	58-5850	Assembly – Hose	2
30	58-5830	Assembly – Hose	1
31	58-4760	Assembly – Tube	1
32	58-4880	Assembly – Tube	1
33	84-6230	Assembly – Hose	1
34	58-4870	Assembly – Tube	1
35	58-5800	Assembly – Hose	1
39	68-6260	Assembly – Tube	1
40	68-6380	Assembly – Tube	1
41	68-6240	Assembly – Tube	1
42	68-6250	Assembly – Tube	1
43	68-6300	Assembly – Tube	1

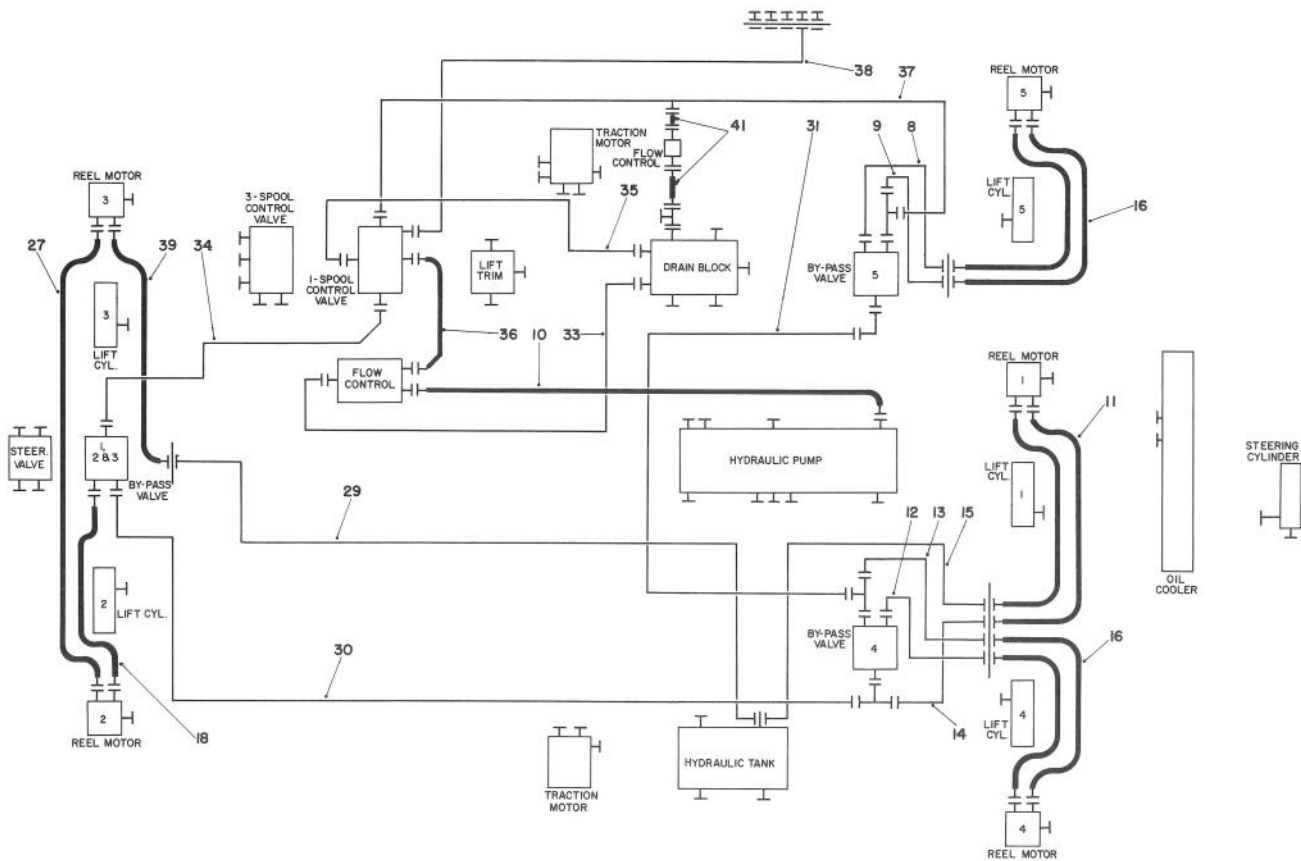


T-0170A

HYDRAULIC CIRCUIT – CUTTING UNITS

Ref. No.	Part No.	Description	No. Used
1	237-81	O-Ring	10
2	340-8	Fitting - Adapter	10
3	237-65	O-Ring	26
5	59-7190	Sleeve - Protective	4
6	59-7260	Sleeve - Protective	2
8	58-4960	Assembly - Tube	1
9	58-4970	Assembly - Tube	1
10	58-5730	Assembly - Hose	1
11	58-5790	Assembly - Hose	2
12	58-5060	Assembly - Tube	1
13	58-5000	Assembly - Tube	1
14	58-5020	Assembly - Tube	1
15	58-5040	Assembly - Tube	1
16	58-5780	Assembly - Hose	4
17	340-72	Fitting - Adapter 90°	4
18	58-5750	Assembly - Hose	1
19	3296-8	Nut - Lock	4
20	3256-16	Washer - Flat	4
21	74-2750	Retainer	2
22	74-2710	Clamp - Split	4
23	321-14	Screw - Cap Hex. Hd.	4
24	60-5650	Sleeve - Protective	1

Ref. No.	Part No.	Description	No. Used
25	60-2080	Clamp - Hose	1
26	60-5660	Sleeve - Protective	1
27	58-5740	Assembly - Hose	1
28	340-76	Fitting - Adapter	3
29	58-4990	Assembly - Tube	1
30	58-5070	Assembly - Tube	1
31	58-4950	Assembly - Tube	1
32	59-7200	Sleeve - Protective	1
33	58-5050	Assembly - Tube	1
34	58-5030	Assembly - Tube	1
35	58-4980	Assembly - Tube	1
36	60-3340	Assembly - Hose	1
37	63-4710	Assembly - Tube	1
38	58-7740	Assembly - Tube	1
39	58-5760	Assembly - Hose	1
40	340-87	Adapter - 45°	1
41	60-1250	Assembly - Hose	2
42	48-9570	Washer - Lock	1
43	48-7680	Bolt - H.H.	1
44	74-2730	Tube	4
45	340-74	Nut - Lock, Bulkhead	7

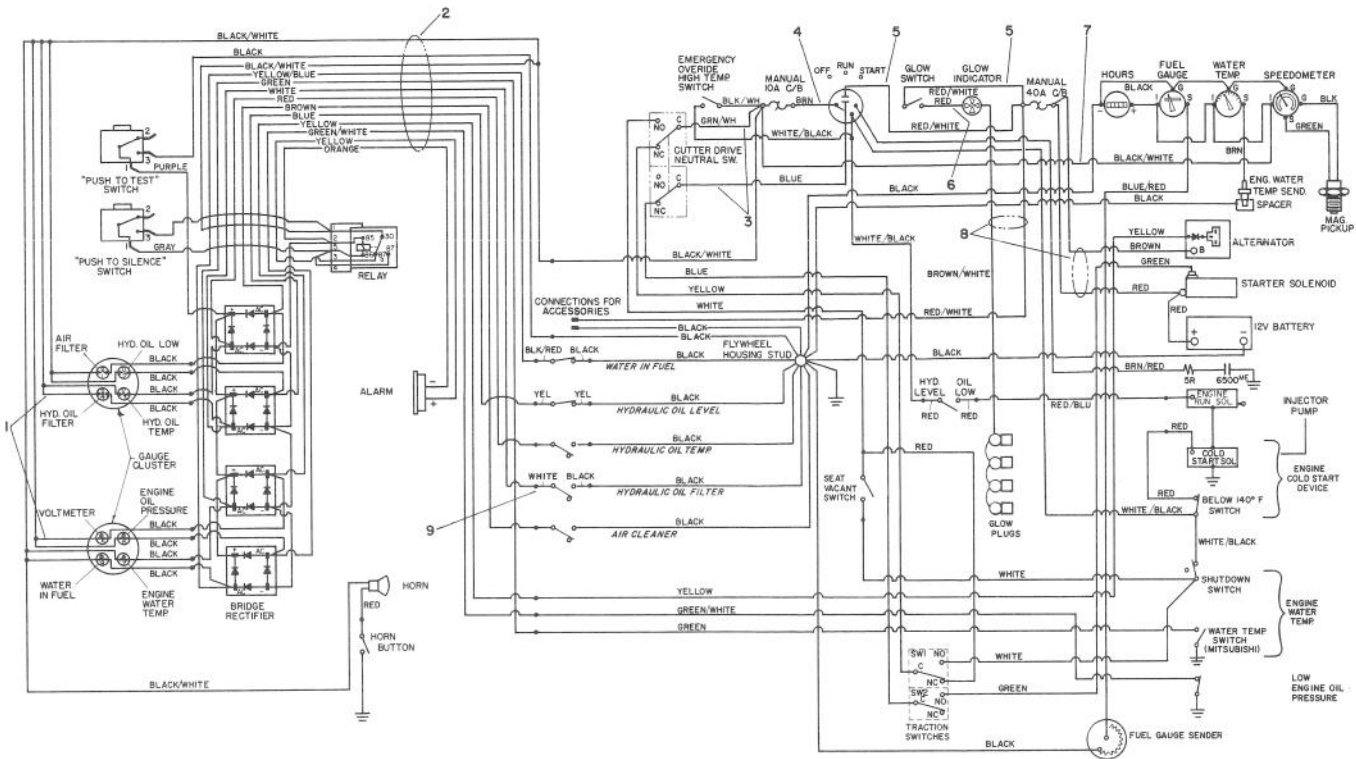


T-0171A

HYDRAULIC SCHEMATIC – CUTTING UNITS

Ref. No.	Part No.	Description	No. Used
8	58-4960	Assembly – Tube	1
9	58-4970	Assembly – Tube	1
10	58-5730	Assembly – Hose	1
11	58-5790	Assembly – Hose	2
12	58-5060	Assembly – Tube	1
13	58-5000	Assembly – Tube	1
14	58-5020	Assembly – Tube	1
15	58-5040	Assembly – Tube	1
16	58-5780	Assembly – Hose	4
18	58-5750	Assembly – Hose	1
27	58-5740	Assembly – Hose	1
29	58-4990	Assembly – Tube	1

Ref. No.	Part No.	Description	No. Used
30	58-5070	Assembly – Tube	1
31	58-4950	Assembly – Tube	1
33	58-5050	Assembly – Tube	1
34	58-5030	Assembly – Tube	1
35	58-4980	Assembly – Tube	1
36	60-3340	Assembly – Hose	1
37	63-4710	Assembly – Tube	1
38	58-7740	Assembly – Tube	1
39	58-5760	Assembly – Hose	1
41	60-1250	Assembly – Hose	2

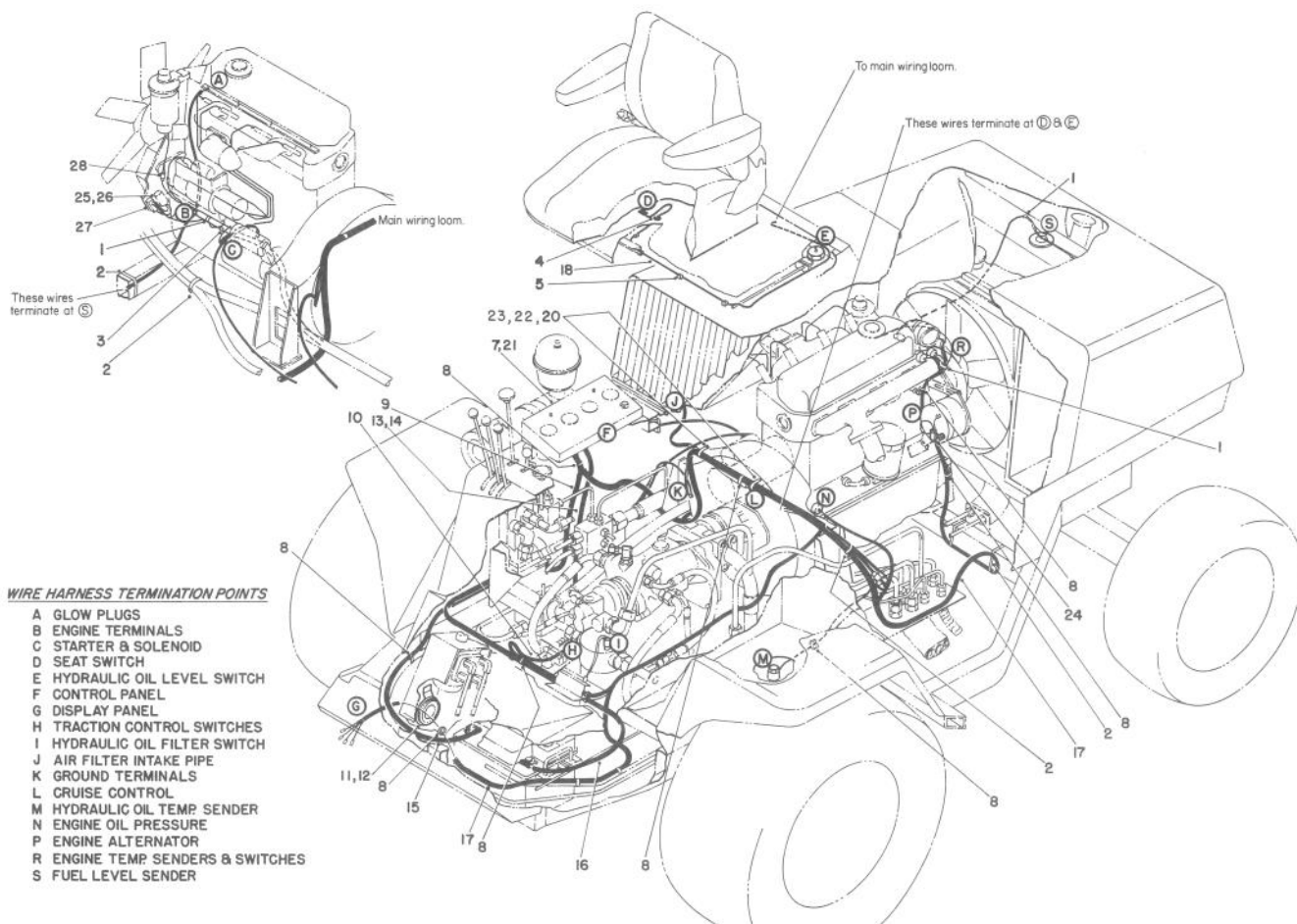


T-1221B

ELECTRICAL SCHEMATIC

Ref. No.	Part No.	Description	No. Used
1	82-9230	Harness - Wire, Ind. Lamp	2
2	82-9820	Harness - Wire, Lgt. Cluster	1
3	82-9780	Harness - Wire, Interlock	1
4	82-5940	Wire - Jumper	1
5	82-9730	Wire - Jumper	2

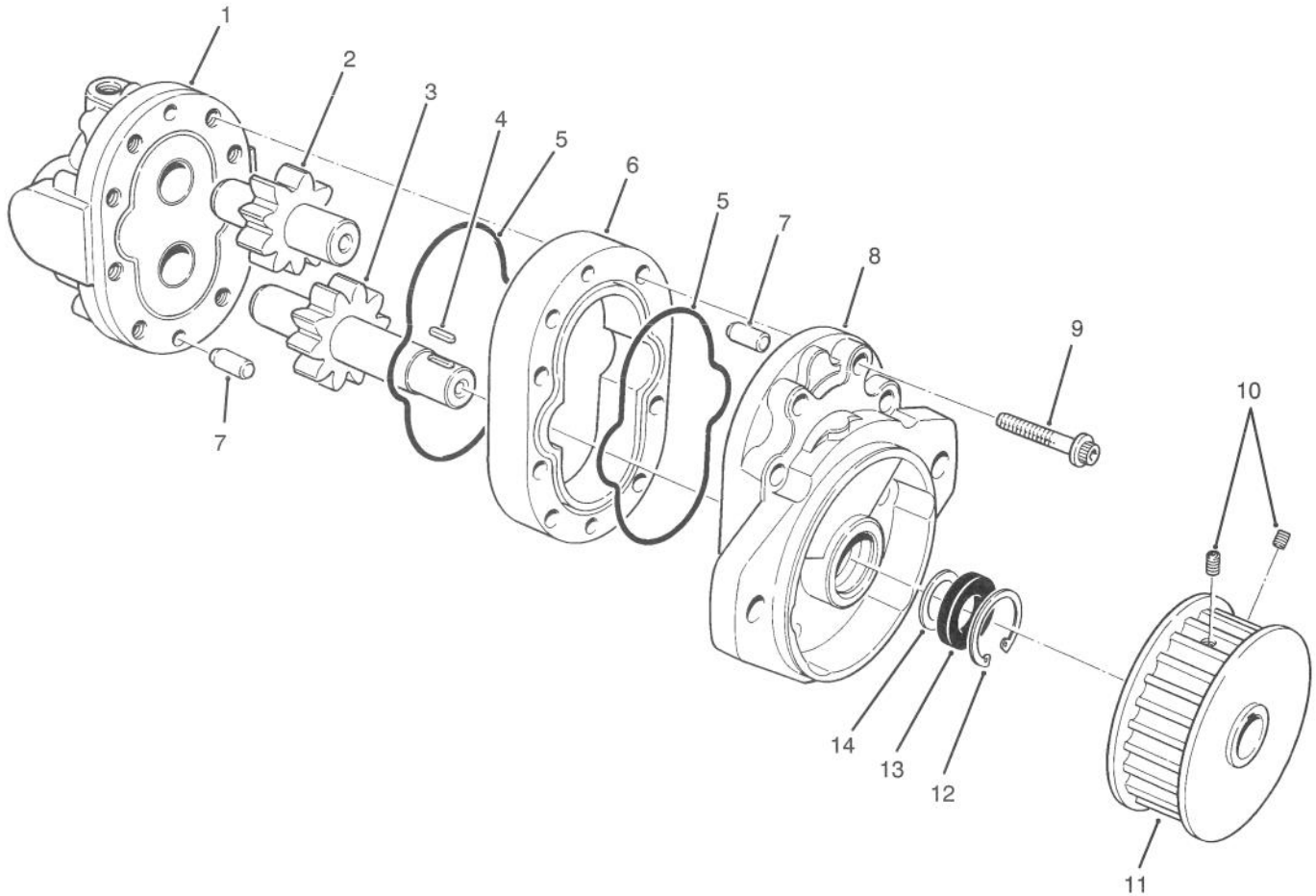
Ref. No.	Part No.	Description	No. Used
6	82-5930	Wire - Jumper	1
7	82-9740	Wire - Jumper, Gauges	1
8	82-9770	Harness - Wire, Glow Plugs	1
9	86-5990	Harness - Hyd. Filter	1



T-0173

ELECTRICAL SYSTEM DIAGRAM

Ref. No.	Part No.	Description	No. Used	Ref. No.	Part No.	Description	No. Used
1	3290-378	Tie - Cable	7	15	58-3850	Cable - Neg. Battery	1
2	250-1	Tie - Cable	4	16	58-3840	Cable - Pos. Battery	1
3	2412-109	Clip	1	17	82-9830	Harness - Wiring, Main	1
4	237-100	Grommet	1	18	82-9750	Assy. - Jumper, Seat	1
5	60-0930	Clip	3	20	63-4790	Clip	2
7	82-9760	Harness - Wiring, Gauges	1	21	2412-131	Clamp-R	3
8	3290-378	Tie - Cable	12	22	48-8000	Washer - Lock	2
9	82-9790	Harness - Wiring, Valve	1	23	48-7880	Nut - Hex.	2
10	82-9810	Harness - Wiring, Traction Control Switches	1	24	86-6400	Diode	1
11	48-4590	Horn - Disc	1	25	2412-74	Clamp-R	1
12	82-9940	Harness - Wire, Horn	1	26	37-2690	Capacitor	1
13	75-6700	Sensor - Magnetic	1	27	38-2860	Resistor - 5 Ohm	1
14	82-9800	Harness - Wire, Speedometer	1	28	58-6860	Connector	1



T-0174

REEL MOTOR ASSEMBLY NO. 66-5700

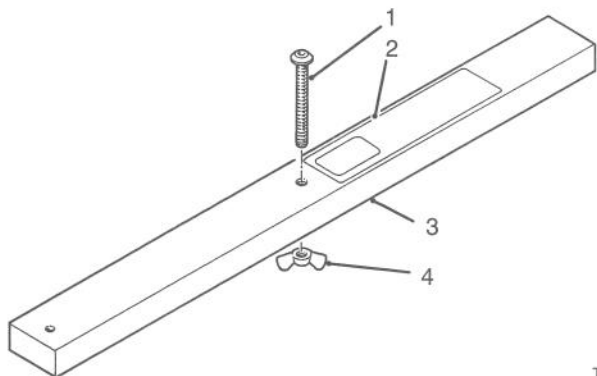
Ref. No.	Part No.	Description	No. Used
1	66-5720	Assy. - Housing/Bushings	1
2	66-5750	Gear - Idler	1
3	66-5760	Gear - Drive	1
4	47-2380	Key	1
5	59-8420	O-Ring	2
6	66-5740	Body	1
7	42-2010	Pin - Dowel	2
8	66-5730	Assy. - Plate & Bushings (Front)	1
9	66-5770	Screw - Cap Soc. Hd.	8

Ref. No.	Part No.	Description	No. Used
10	3246-17	Screw - Set	2
11	47-7150	Pulley - Drive	1
12	59-8320	Ring - Retaining	1
13	66-5710	Seal - Shaft	1
14	60-5890	Washer - Backup	1
*	66-5700	Assembly - Reel Motor (Incl. Ref. #1-9, 12-14)	1
*	66-5690	Kit - Seal Repair (Incl. Ref. #5, 12-14)	1

*Not Illustrated

SPECIAL TOOLS

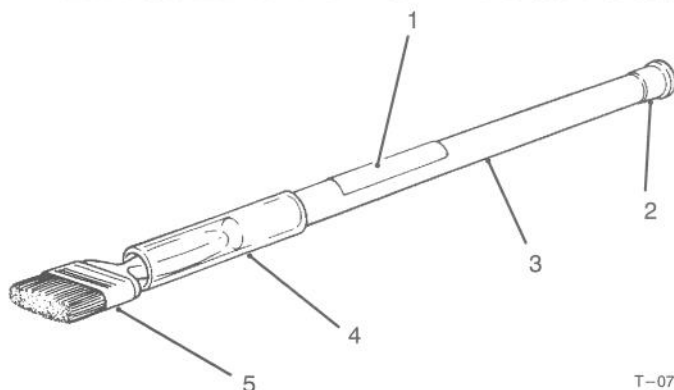
GAUGE BAR ASSEMBLY NO. 59-7900



T-0191

Ref. No.	Part No.	Description	No. Used
1	32122-54	Screw - Mach. Slot. Hd.	1
2	59-7930	Decal	1
3	59-7940	Bar	1
4	32102-3	Nut - Wing	1

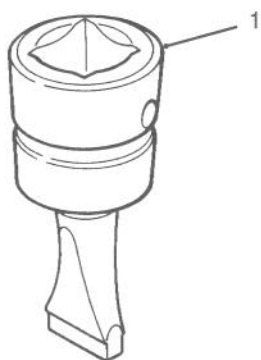
BACKLAPPING BRUSH ASSEMBLY NO. *TOR299100



T-0731

Ref. No.	Part No.	Description	No. Used
1	12-9140	Decal	1
2	2410-18	Plug	1
3	29-9080	Handle	1
4	29-9090	Hose - Handle	1
5	36-4310	Brush	1

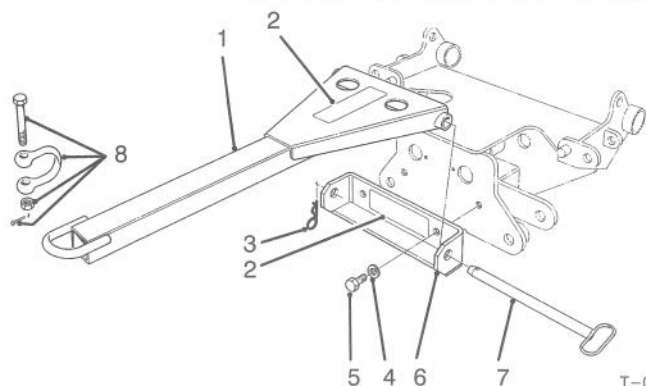
BEDKNIFE SCREW TOOL NO. *TOR510880



T-0729

Ref. No.	Part No.	Description	No. Used
1	51-0880	Tool - Bedknife Screw	1

TOW BAR ASSEMBLY NO. 58-7020



T-0190

Ref. No.	Part No.	Description	No. Used
1	12-7559	Toe Bar (Incl. Ref. #2)	1
2	59-7100	Decal - Instruction	2
3	60-4150	Pin - Retaining	1
4	48-8070	Washer - Lock	2
5	48-7830	Screw - Cap Hex. Hd.	2
6	12-7589	Toe Bar Bracket Assy. (Incl. Ref. #2)	1
7	60-4120	Pin - Toe Bar	1
8	60-4480	Shackle Assembly	1

*Obtain these items directly from OTC 2013 4th St. Owatonna, MN. 55060 1-800-533-0492
(in Minnesota and Canada 1-507-455-7050) Fax. 507-455-7011.

TORO PART NUMBER INDEX

Part No.	Description	Pg. Ref.		Part No.	Description	Pg. Ref.	
		No.	Qty.			No.	Qty.
3-2858	Disc - Friction	1	9	48-6900	Screw - Self-Tap	7	22
3-7877	Grip	2	49	48-6900	Screw - Self-Tapping	7	45
12-7559	Toe Bar	67	1	48-6940	Spring	9	28
12-7589	Toe Bar Bracket Assy.	67	6	48-6940	Spring	2	39
12-9140	Decal	67	1	48-7080	Cap	23	19
23-1840	Bushing	30	5	48-7100	Dampener	1	19
23-7270	Nut - Lug	33	13	48-7120	Element - Suction	7	50
25-8640	Screw	9	8	48-7430	Assembly - Pre-Cleaner	15	*
25-9090	Swivel	9	9	48-7430	Assy. - Filter, Pre-Cleaner	7	1
26-4840	Spacer	16	32	48-7570	Bolt	35	10
27-2360	Switch - Key	8	18	48-7610	Screw - Cap Hex. Hd.	4	17
27-7110	Assembly - Element	15	8	48-7620	Bolt	7	12
27-7120	Nut	15	3	48-7620	Bolt	10	47
27-7130	Assembly - Clamp	15	4	48-7620	Bolt - Flange, Hex. Hd.	3	7
27-7140	Baffle	15	2	48-7630	Screw	18	38
27-7150	Assembly - Cup	15	1	48-7640	Screw - Cap Hex. Hd.	58	4
27-7170	Assembly - Band	15	7	48-7640	Screw - Cap Hex. Hd.	60	37
27-7220	Soap - Air Cleaner	15	*	48-7680	Bolt - H.H.	62	43
29-1060	Bracket	30	29	48-7680	Screw - Cap Hex Hd.	23	36
29-1070	Assembly - Lever	30	34	48-7690	Screw - Cap Hex. Hd.	58	21
29-1080	Pad	30	39	48-7700	Bolt	9	1
29-6163	Switch	1	26	48-7700	Bolt	28	19
29-9080	Handle	67	3	48-7730	Screw - Cap Hex. Hd.	22	22
29-9090	Hose - Handle	67	4	48-7730	Screw - Cap Hex. Hd.	16	33
33-1260	Assembly - Cover	15	12	48-7740	Bolt	1	18
33-1270	Bowl	15	11	48-7780	Bolt	35	6
33-3720	Washer	31	16	48-7780	Bolt	28	11
33-4970	Assembly - Check Valve	55	8	48-7830	Bolt	35	4
33-4990	Poppet	55	42	48-7830	Screw - Cap Hex. Hd.	67	5
36-4310	Brush	67	5	48-7880	Nut	50	12
37-2690	Capacitor	65	26	48-7880	Nut - Hex.	65	23
37-7600	Rectifier	5	8	48-7880	Nut - Hex.	9	34
38-2860	Resistor - 5 Ohm	65	27	48-7890	Nut	7	44
39-2080	Assembly - Valve, Tow	55	4	48-7890	Nut - Hex	58	49
39-2130	Retainer - Spring	55	44	48-7890	Nut - Hex.	9	5
39-2140	Spring	55	43	48-7890	Nut - Hex.	18	41
42-1220	O-Ring	12	7	48-7890	Nut - Hex.	11	51
42-2010	Pin - Dowel	66	7	48-7930	Nut	20	18
42-2720	Seal - Shaft	55	16	48-7930	Nut - Hex.	1	7
42-3120	O-Ring	54	16	48-7930	Nut - Hex.	28	9
42-3140	Screw - Cap Hex. Hd.	54	11	48-7930	Nut - Hex.	35	13
43-4000	Breaker - Circuit, 40 amp.	8	25	48-7930	Nut - Hex.	1	15
43-4001	Breaker - Circuit, 10 amp.	8	20	48-7930	Nut - Hex.	9	16
43-5930	Washer - Lock	58	5	48-7930	Nut - Hex.	16	27
43-5930	Washer - Lock	9	6	48-7930	Nut - Hex.	7	36
43-5930	Washer - Lock	7	13	48-7960	Nut - Hex.	35	9
43-5930	Washer - Lock	60	17	48-8000	Washer - Lock	65	22
43-5930	Washer - Lock	4	18	48-8000	Washer - Lock	9	35
43-5930	Washer - Lock	18	40	48-8000	Washer - Spring	50	11
43-5930	Washer - Lock	10	46	48-8010	Washer	58	6
43-6280	Button - Push	5	3	48-8010	Washer	4	16
43-6280	Button - Push	8	10	48-8010	Washer	10	17
43-6290	Switch	5	11	48-8010	Washer	60	18
43-6420	Bezel	8	12	48-8010	Washer	7	24
43-6420	Bezel - Locking	5	4	48-8010	Washer	23	33
47-2380	Key	66	4	48-8020	Washer - Lock	58	22
47-2550	Grip - Handle	20	9	48-8030	Washer	20	17
47-6990	Nut - Hex.	4	2	48-8030	Washer	9	19
47-7010	Bushing	24	5	48-8030	Washer	16	29
47-7030	Bushing - Rubber	1	13	48-8030	Washer	7	34
47-7150	Pulley - Drive	66	11	48-8030	Washer	2	43
48-3250	Mount - Rubber	35	1	48-8030	Washer	18	55
48-3280	Bumper	28	16	48-8070	Washer - Lock	35	3
48-3380	Leg - Support	35	5	48-8070	Washer - Lock	67	4
48-4220	Assembly - Air Filter	15	*	48-8540	Lever	23	28
48-4220	Assembly - Air Filter	7	39	48-8830	Pin - Roll	23	26
48-4480	Strap - Tie	58	41	48-8850	Washer - Bevel	23	27
48-4590	Horn	4	15	48-9460	Bolt	35	11
48-4590	Horn - Disc	65	11	48-9460	Bolt	18	53
48-6020	Clamp - Hose	20	10	48-9470	Bolt	35	2
48-6260	Coupling - Spring Center	35	16	48-9470	Bolt	27	4
48-6640	Bushing - Flange	25	13	48-9470	Bolt	23	9
48-6640	Bushing - Flange	33	33	48-9470	Screw - Cap Hex. Hd.	16	20
48-6660	Washer - Thrust	33	34	48-9480	Bolt	35	23
48-6780	Spring	23	5	48-9490	Bolt	27	11
48-6790	Bushing - Flanged	1	6	48-9510	Nut - Hex.	1	14
48-6900	Screw - Hex Hd.	23	32	48-9510	Nut - Lock	22	35
48-6900	Screw - Self Tapping	18	9	48-9520	Nut - Lock	27	8

*Not Illustrated

TORO PART NUMBER INDEX (Cont.)

3315-913

Part No.	Description	Pg. Ref. No. No. Qty.	Part No.	Description	Pg. Ref. No. No. Qty.
48-9530	Nut - Hex.	28 10 2	51-5450	Camshaft	42 35 1
48-9540	Nut	27 30 1	51-5460	Key - Woodruff	40 1 2
48-9570	Washer - Lock	9 2 2	51-5460	Key - Woodruff	37 5 1
48-9570	Washer - Lock	1 8 15	51-5460	Key - Woodruff	42 38 1
48-9570	Washer - Lock	28 8 6	51-5470	Plate - Thrust	37 4 1
48-9570	Washer - Lock	35 12 2	51-5470	Plate - Thrust	42 36 1
48-9570	Washer - Lock	20 19 4	51-5500	Bushing - Camshaft No. 1	36 2 1
48-9570	Washer - Lock	16 28 10	51-5510	Bushing - Camshaft No. 2	36 3 1
48-9570	Washer - Lock	23 35 1	51-5520	Bushing - Camshaft No. 3	36 4 1
48-9570	Washer - Lock	7 35 4	51-5530	Cap - Sealing	36 6 2
48-9570	Washer - Lock	62 42 1	51-5530	Cap - Sealing	41 12 6
48-9570	Washer - Lock	18 54 6	51-5540	Pin - Dowel, Gear Case	36 7 2
48-9580	Washer	16 5 2	51-5560	Pipe - Oil	36 15 1
48-9580	Washer	28 12 2	51-5580	Hanger	36 9 2
48-9580	Washer	10 25 4	51-5590	Cap - Sealing	36 21 3
48-9580	Washer	35 26 1	51-5600	Cap - Sealing	36 11 3
48-9580	Washer	27 35 2	51-5610	Pin - Dowel	36 20 8
48-9580	Washer	19 71 1	51-5640	Assembly - Idler Gear Shaft	36 33 1
48-9590	Washer - Lock	35 7 16	51-5650	Pin - Spring	36 34 1
48-9590	Washer - Lock	16 21 2	51-5660	Plug - Expansion	36 22 1
48-9590	Washer - Lock	29 50 2	51-5670	Cap - Sealing	36 12 2
48-9600	Washer	27 29 1	51-5690	Cap	36 8 1
49-0130	Fan	39 4 1	51-5730	Gasket	36 1 1
49-0170	Kit - Seal	6 * 1	51-5770	Bearing Set - Main	37 18 1
49-2280	Decal - Diesel Fuel	19 83 1	51-5770	Bearing Set Std.	36 30 1
49-2500	Element - Filter	43 5 1	51-5820	Gasket	38 22 1
49-2520	Belt	50 17 1	51-5840	Washer - Sealing	38 29 1
49-2640	Seal - Shaft	54 12 1	51-5850	Cover	38 27 1
49-2660	Assembly - Plate, Front	54 15 1	51-5860	Gasket	38 26 1
49-2670	Plate - Wear	54 20 1	51-5870	Seal	38 25 1
49-2680	O-Ring - Molded	54 17 1	51-5900	Case - Seal, Oil	40 14 1
49-2690	Gasket - Backup	54 19 1	51-5910	O-Ring	40 15 1
49-2700	Seal - Bearing	54 18 1	51-5940	Housing - Flywheel	40 21 1
51-0880	Tool - Bedknife Screw	67 1 1	51-5950	Stud	50 22 2
51-2060	Washer	24 12 2	51-5970	Nut	50 15 2
51-2060	Washer	23 23 8	51-6010	Cover	40 7 1
51-2070	Nut	23 21 3	51-6020	Gasket	40 8 1
51-4910	Bolt	39 36 2	51-6030	Plug	40 23 1
51-4920	Bolt	39 37 1	51-6100	Gasket - Housing, Flywheel	40 22 1
51-4930	Bolt	39 38 1	51-6180	Pin - Piston	37 15 4
51-4940	Cap - Sealing	41 13 10	51-6180	Pin - Piston	41 22 4
51-4970	Insert - Valve Seat, Exhaust	41 27 4	51-6190	Ring - Snap	37 14 8
51-4980	Insert - Valve Seat, Inlet	41 28 4	51-6190	Ring - Snap	41 18 8
51-5030	Bolt - Cylinder Head	41 2 5	51-6200	Assembly - Connecting Rod	41 20 4
51-5040	Bolt - Cylinder Head	41 3 10	51-6200	Assembly - Connecting Rod	37 13 4
51-5050	Connector - Fitting	41 4 1	51-6210	Bushing	41 23 4
51-5080	Assembly - Rocker Shaft	42 7 2	51-6220	Bolt	41 21 8
51-5090	Plug - Expansion	42 6 2	51-6230	Nut	41 26 8
51-5100	Spring - Rocker Shaft	42 8 2	51-6240	Bearing - Connecting Rod	37 12 8
51-5110	Assembly - Rocker	42 16 4	51-6240	Bearing - Connecting Rod	41 24 8
51-5120	Bushing - Rocker	42 13 8	51-6270	Washer	40 3 1
51-5130	Screw - Adjusting	42 1 8	51-6300	Pin - Dowel	40 20 2
51-5150	Bracket - Rocker Shaft	42 15 4	51-6310	Pulley - Crankshaft	40 4 1
51-5160	Washer	38 5 2	51-6320	Plate - Baffle	40 28 1
51-5160	Washer - Flat	42 34 9	51-6330	Plate - Thrust	40 27 1
51-5190	Bolt	42 5 4	51-6340	Assembly - Flywheel	40 18 1
51-5200	Assembly - Rocker	42 14 4	51-6350	Gear - Ring	40 19 1
51-5210	Nut - Jam	42 2 8	51-6360	Washer - Lock	40 17 2
51-5240	Seal - O-Ring	42 10 2	51-6370	Bolt - Seal	40 16 4
51-5250	Pipe - Oil	42 9 1	51-6390	Washer	38 20 1
51-5260	Ring - Snap	42 11 4	51-6390	Washer - Spring	50 2 4
51-5270	Washer	42 12 4	51-6390	Washer - Spring	40 9 7
51-5280	Cap	42 33 8	51-6390	Washer - Spring	39 35 4
51-5290	Keeper - Valve	42 32 16	51-6400	Plate - Thrust	38 19 1
51-5310	Seal - Valve Stem	42 41 8	51-6410	Gear - Camshaft	37 1 1
51-5320	Spring - Valve	42 17 8	51-6410	Gear - Camshaft	38 8 1
51-5330	Valve - Exhaust	42 19 4	51-6450	Gear - Crankshaft	38 17 1
51-5340	Valve - Inlet	42 18 4	51-6480	Cover	36 18 1
51-5350	Cap - Oil Fill	41 6 1	51-6490	Gasket	36 19 1
51-5360	Nut - Cap	41 7 4	51-6500	Gasket - Intake Manifold	44 9 2
51-5370	Gasket	41 8 4	51-6540	Manifold - Inlet	44 13 1
51-5380	Assembly - Rocker Cover	41 9 1	51-6550	Gasket	7 18 1
51-5390	Washer - Sealing	41 15 1	51-6550	Gasket - Intake Pipe	44 12 1
51-5400	Connector	41 16 1	51-6600	Clamp	44 6 2
51-5410	Cover	41 5 1	51-6620	Manifold - Exhaust	44 4 1
51-5420	Gasket - Rocker Cover	41 11 1	51-6630	Gasket - Exhaust Pipe	44 3 1
51-5430	Pushrod	42 40 8	51-6660	Gasket - Exhaust Manifold	44 5 1
51-5450	Camshaft	37 7 1	51-6670	Assembly - Oil Pump	42 22 1

*Not Illustrated

TORO PART NUMBER INDEX (Cont.)

Part No.	Description	Pg. Ref.		Part No.	Description	Pg. Ref.			
		No.	Qty.			No.	Qty.		
51-6680	Gear - Pump Drive	42	20	1	51-7850	Assembly - Nut	52	1	1
51-6690	Pin	42	21	1	51-7870	Screw - Set	52	4	1
51-6700	Assembly - Oil Pump Rotor	42	*	1	51-7890	Screw - Set	52	5	1
51-6720	Cover - Oil Pump Case	42	26	1	51-7910	Assembly - Rotor	52	10	1
51-6750	Strainer - Oil	42	30	1	51-7930	Stator	52	18	1
51-6760	Gasket	42	27	1	51-7950	Assembly - Terminal	52	17	1
51-6800	Assembly - Oil Filter	43	4	1	51-7960	Assembly - Regulator	52	16	1
51-6820	Washer - Gasket	43	7	1	51-7970	Brush	52	15	2
51-6830	Assembly - Relief Valve	43	8	1	51-7980	Spring - Return	52	14	2
51-6870	Gasket	43	6	1	51-8100	Bearing Set 0.25mm U.S.	36	*	1
51-6880	Bolt - Joint	43	1	2	51-8110	Bearing Set 0.50mm U.S.	36	*	1
51-6890	Gasket	43	2	4	51-8120	Bearing Set 0.75mm U.S.	36	*	1
51-6890	Gasket	41	32	1	51-8190	Bearing - Connecting Rod	41	*	8
51-6900	Pipe - Oil	43	3	1	51-8200	Bearing - Connecting Rod	41	*	8
51-6910	Nut - Jam	39	5	1	51-8210	Bearing - Connecting Rod	41	*	8
51-6920	Washer - Spring	39	6	1	51-8240	Assembly - Water Pump	39	14	1
51-6930	Spacer - Water Pump	39	8	2	51-8260	Switch - Indicator,	36	13	1
51-6940	Ring - Retaining	39	9	1	51-8270	Washer - Sealing	36	23	1
51-6950	Bearing - Ball	39	10	1	51-8280	Bolt	36	24	1
51-6960	Key - Woodruff	39	11	1	51-8310	Bolt	38	12	1
51-6980	Bearing - Ball	39	13	1	51-8390	Shim - 1.05mm	45	*	A/R
51-7010	Gasket	39	16	1	51-8400	Shim - 1.10mm	45	*	A/R
51-7020	Fitting - Grease	39	15	1	51-8410	Shim - 1.15mm	45	*	A/R
51-7030	Seal Unit	39	18	1	51-8420	Shim - 1.20mm	45	*	A/R
51-7050	Cover	39	20	1	51-8430	Shim - 1.25mm	45	*	A/R
51-7080	Gasket	39	34	1	51-8440	Shim - 1.30mm	45	*	A/R
51-7130	Pulley - Water Pump	39	7	1	51-8450	Shim - 1.35mm	45	*	A/R
51-7160	Assembly - Elbow	39	26	1	51-8460	Shim - 1.40mm	45	*	A/R
51-7170	Pipe	44	8	1	51-8470	Shim - 1.45mm	45	*	A/R
51-7170	Pipe	39	30	1	51-8480	Shim - 1.50mm	45	*	A/R
51-7190	Hose - By-Pass	39	32	1	51-8490	Shim - 1.55mm	45	*	A/R
51-7190	Hose - Rubber	44	7	1	51-8500	Shim - 1.60mm	45	*	A/R
51-7200	Clamp - Hose	39	31	2	51-8510	Shim - 1.65mm	45	*	A/R
51-7210	Gasket	39	25	2	51-8520	Shim - 1.70mm	45	*	A/R
51-7220	Gasket	39	24	1	51-8530	Shim - 1.75mm	45	*12	A/R
51-7230	Thermostat	39	23	1	51-8540	Shim - 1.80mm	45	*	A/R
51-7250	Washer	45	3	2	51-8550	Shim - 1.85mm	45	*	A/R
51-7250	Washer	36	5	5	51-8560	Shim - 1.90mm	45	*	A/R
51-7250	Washer - Lock	37	3	3	51-8570	Shim - 1.95mm	45	*	A/R
51-7250	Washer - Spring	38	2	17	51-8580	Plate - Adjusting	50	4	1
51-7250	Washer - Spring	39	2	10	51-8590	Washer - Flat	50	5	1
51-7250	Washer - Spring	44	2	12	51-8600	Bracket - Alternator	50	8	1
51-7250	Washer - Spring	42	3	11	51-8610	Washer - Spring	50	18	2
51-7250	Washer - Spring	40	6	2	51-8620	Bolt	50	19	1
51-7250	Washer - Spring	50	6	1	51-8630	Bolt	50	20	1
51-7250	Washer - Spring	43	13	19	51-8640	Bolt	50	1	2
51-7250	Washer - Spring	46	33	3	51-8650	Plate - Connection	50	9	1
51-7270	Plate - Washer	39	3	1	51-8660	Plug - Glow	50	13	4
51-7400	Washer - Spring	40	11	8	52-6180	Washer	27	6	A/R
51-7400	Washer - Spring	45	24	2	52-6430	Washer	9	36	2
51-7400	Washer - Spring	42	28	4	52-6430	Washer	11	54	10
51-7490	Shim - 1.0mm	45	12	A/R	52-9230	Ring - Retaining	6	2	1
51-7590	Motor - Starter	50	16	1	52-9240	Bushing - Seal Gland	6	3	1
51-7600	Screw - Set	51	4	1	52-9250	Kit - Bearing, Needle	6	*	1
51-7610	Packing	51	5	2	52-9260	Screw - Set	6	28	1
51-7620	Assembly - Cover, Front	51	6	1	52-9270	Seat - Check Ball	6	26	1
51-7630	Seal - Oil	51	24	1	52-9280	Ball - Check	6	24	1
51-7640	Assembly - Lever	51	7	1	52-9290	Retainer - Ball, Check	6	23	1
51-7650	Assembly - Spring	51	8	1	53-5940	Bolt	28	44	1
51-7660	Assembly - Bracket, Center	51	9	1	53-6070	Brake - Parking	9	3	1
51-7670	Solenoid	51	10	1	55-4330	Arm Rest - L.H.	17	14	1
51-7680	Assembly - Armature	51	12	1	55-4331	Arm Rest - R.H.	17	*	1
51-7690	Bearing	51	11	1	56-3850	Screw - Mach. Hex. Hd.	17	13	4
51-7700	Bearing	51	13	1	56-3880	Washer	17	31	2
51-7710	Bolt Set	51	14	1	56-3890	Nut	17	30	1
51-7720	Assembly - Shaft, Clutch	51	*	1	56-3940	Washer	17	40	1
51-7730	Assembly - Gear, Pinion	51	2	1	56-4140	Grip - Handle	17	6	1
51-7740	Assembly - Ring, Retaining	51	1	1	56-4170	Clevis - Threaded	17	29	1
51-7750	Assembly - Gear	51	*	1	58-0070	Disc - Brake	30	9	1
51-7760	Assembly - Shaft	51	23	1	58-0110	Bracket	30	32	2
51-7770	Gear - Pinion	51	22	1	58-0400	Shroud - Front	2	45	1
51-7780	Cover Set	51	21	1	58-0500	Cover	4	19	1
51-7790	Packing	51	20	2	58-0660	Foot - Front	35	8	1
51-7800	Assembly - Yoke	51	19	1	58-0800	Lever - Neutral Lock	2	36	1
51-7810	Assembly - Brush Holder	51	17	1	58-0980	Fender - L.H.	7	25	1
51-7820	Spring - Brush	51	18	4	58-0990	Fender - R.H.	7	38	1
51-7830	Cover - Rear	51	16	1	58-1480	Pin - Cotter	10	22	8
51-7840	Ring - Rubber	51	15	2	58-1510	Shaft	10	34	1

*Not Illustrated

TORO PART NUMBER INDEX (Cont.)

3315-913

Part No.	Description	Pg. Ref.		Part No.	Description	Pg. Ref.	
		No.	No. Qty.			No.	No. Qty.
58-1520	Pin - Pivot	10	6 1	58-4990	Assembly - Tube	62	29 1
58-1530	Coupling	11	53 1	58-5000	Assembly - Tube	62	13 1
58-1540	Spacer	11	59 4	58-5000	Assembly - Tube	63	13 1
58-1560	Link	11	50 6	58-5020	Assembly - Tube	62	14 1
58-1570	Link	10	21 2	58-5020	Assembly - Tube	63	14 1
58-1580	Assembly - Frame, Seat	16	30 1	58-5030	Assembly - Tube	62	34 1
58-1640	Pin - Seat Pivot	16	25 1	58-5030	Assembly - Tube	63	34 1
58-1650	Rod - Seat	16	9 1	58-5040	Assembly - Tube	63	15 1
58-1750	Panel - Access	7	37 1	58-5040	Assembly - Tube	62	15 1
58-1910	Assembly - Console, Center	7	7 1	58-5050	Assembly - Tube	62	33 1
58-1970	Plate - Hinge, L.H.	18	56 1	58-5050	Assembly - Tube	63	33 1
58-1980	Plate - Hinge, R.H.	18	* 1	58-5060	Assembly - Tube	62	12 1
58-2040	Indicator - Glow Plug	8	17 1	58-5060	Assembly - Tube	63	12 1
58-2110	Housing - Thermostat	39	29 1	58-5070	Assembly - Tube	62	30 1
58-2150	Manifold	10	40 1	58-5070	Assembly - Tube	63	30 1
58-2170	Bar	9	17 1	58-5080	Assembly - Tube	60	13 1
58-2270	Assembly - Rod	9	24 1	58-5080	Assembly - Tube	61	13 1
58-2300	Link - Brake	30	37 4	58-5100	Washer	1	22 2
58-2720	Pin - Cylinder Mount	24	14 2	58-5100	Washer	35	27
58-2720	Pin - Pivot	28	40 3	58-5330	Spacer	18	17 2
58-2740	Stud	18	35 2	58-5340	Spacer	18	19 2
58-2800	Bushing	23	1 4	58-5350	Spacer	18	57 2
58-2810	Rod	23	3 2	58-5360	Seal	7	23 1
58-3070	Seal Plate - Side	7	43 2	58-5380	Latch - Draw, Spring	18	42 2
58-3570	Spring - Compression	28	46 2	58-5420	Cap - Radiator 13 PS	20	4 1
58-3590	Dowel	35	15 2	58-5430	Motor - Wheel	30	12 2
58-3620	Seal Plate - Front	7	42 1	58-5460	Valve - Shut-Off	28	2 2
58-3780	Spacer	30	28 8	58-5460	Valve - Shutoff	25	5 1
58-3800	Lever	23	20 1	58-5490	Valve - Flow Control	11	56 1
58-3810	Pin - Clevis	11	49 3	58-5491	Valve - Flow Control	11	56 1
58-3830	Pin - Clevis	10	16 5	58-5500	Assembly - Tandem Pump	53	* 1
58-3840	Cable - Pos. Battery	65	16 1	58-5520	Valve	10	28 1
58-3850	Cable - Neg. Battery	65	15 1	58-5530	Hub - Drive	30	21 2
58-3880	Clamp	58	9 3	58-5540	Cooler - Hyd. Oil	20	7 1
58-3880	Clamp - Tube	60	15 5	58-5570	Tire (Used on Model 03701)	33	12 2
58-3910	Pin - Hinge	18	25 2	58-5590	Rim (Used on Model 03701)	33	14 2
58-3930	Bushing - Flange	19	58 2	58-5600	Tire (Model 03701)	30	* 2
58-3940	Tube - Spacer	19	59 2	58-5610	Rim	30	24 2
58-4230	Grill - Front	19	75 1	58-5620	Tube - Inner	30	25 2
58-4250	Latch - Magnetic	19	74 2	58-5650	Pump - Gear	53	28 1
58-4310	Ring	1	21 2	58-5660	Pump - Piston	53	26 1
58-4380	Pin - Pivot	27	15 2	58-5690	Assembly - Tube	58	14 2
58-4380	Pin - Pivot	28	26 3	58-5690	Assembly - Tube	59	14 2
58-4450	Lever	10	18 1	58-5710	Assembly - Hose	60	11 1
58-4460	Clevis	10	20 1	58-5710	Assembly - Hose	61	11 1
58-4710	Assembly - Tube	58	48 1	58-5720	Assembly - Hose	58	33 1
58-4710	Assembly - Tube	59	48 1	58-5720	Assembly - Hose	59	33 1
58-4720	Assembly - Tube	58	15 1	58-5730	Assembly - Hose	62	10 1
58-4720	Assembly - Tube	59	15 1	58-5730	Assembly - Hose	63	10 1
58-4750	Assembly - Tube	60	5 1	58-5740	Assembly - Hose	62	27 1
58-4750	Assembly - Tube	61	5 1	58-5740	Assembly - Hose	63	27 1
58-4760	Assembly - Tube	60	31 1	58-5750	Assembly - Hose	62	18 1
58-4760	Assembly - Tube	61	31 1	58-5750	Assembly - Hose	63	18 1
58-4770	Assembly - Tube	60	6 1	58-5760	Assembly - Hose	62	39 1
58-4770	Assembly - Tube	61	6 1	58-5760	Assembly - Hose	63	39 1
58-4780	Assembly - Tube	60	9 1	58-5780	Assembly - Hose	62	16 4
58-4780	Assembly - Tube	61	9 1	58-5780	Assembly - Hose	63	16 4
58-4790	Assembly - Tube	58	25 1	58-5790	Assembly - Hose	62	11 2
58-4790	Assembly - Tube	59	25 1	58-5790	Assembly - Hose	63	11 2
58-4820	Assembly - Tube	60	21 1	58-5800	Assembly - Hose	60	35 1
58-4820	Assembly - Tube	61	21 1	58-5800	Assembly - Hose	61	35 1
58-4850	Assembly - Tube	60	20 1	58-5820	Assembly - Hose	60	23 1
58-4850	Assembly - Tube	61	20 1	58-5820	Assembly - Hose	61	23 1
58-4860	Assembly - Tube	58	27 1	58-5830	Assembly - Hose	60	30 1
58-4860	Assembly - Tube	59	27 1	58-5830	Assembly - Hose	61	30 1
58-4870	Assembly - Tube	60	34 1	58-5840	Assembly - Hose	60	19 1
58-4870	Assembly - Tube	61	34 1	58-5840	Assembly - Hose	61	19 1
58-4880	Assembly - Tube	60	32 1	58-5850	Assembly - Hose	58	11 2
58-4880	Assembly - Tube	61	32 1	58-5850	Assembly - Hose	59	11 2
58-4950	Assembly - Tube	62	31 1	58-5850	Assembly - Hose	60	29 2
58-4950	Assembly - Tube	63	31 1	58-5850	Assembly - Hose	61	29 2
58-4960	Assembly - Tube	62	8 1	58-5860	Assembly - Hose	58	1 2
58-4960	Assembly - Tube	63	8 1	58-5860	Assembly - Hose	59	1 2
58-4970	Assembly - Tube	62	9 1	58-5870	Assembly - Hose	58	34 1
58-4970	Assembly - Tube	63	9 1	58-5870	Assembly - Hose	59	34 1
58-4980	Assembly - Tube	62	35 1	58-5910	Decal - Tire Pressure	23	17 2
58-4980	Assembly - Tube	63	35 1	58-5940	Sight Glass	7	21 1
58-4990	Assembly - Tube	63	29 1	58-5960	Column - Steering	4	4 1

*Not Illustrated

TORO PART NUMBER INDEX (Cont.)

Part No.	Description	Pg. Ref.		Qty.	Part No.	Description	Pg. Ref.		Qty.
		No.	No.				No.	No.	
58-6290	Assembly - Poppet	13	33	3	59-7100	Decal - Instruction	67	2	2
58-6310	Spacer	13	26	3	59-7130	Knob	10	33	1
58-6320	Wiper - Seal	13	38	3	59-7140	Bumper	25	9	1
58-6330	Assembly - Seat	13	35	3	59-7140	Bumper	29	47	2
58-6340	O-Ring	13	36	3	59-7190	Sleeve - Protective	62	5	4
58-6350	Assembly - Plug	13	11	3	59-7200	Sleeve - Protective	62	32	1
58-6370	Washer - Backup	13	10	6	59-7220	Switch - Glow Plug	8	14	1
58-6370	Washer - Backup	14	15	1	59-7240	Assembly - Throttle	9	4	1
58-6380	Assembly - Plug	13	30	3	59-7260	Sleeve - Protective	62	6	2
58-6400	Bushing	13	23	3	59-7280	Foot Pad - Traction	3	1	1
58-6410	Spring	13	31	3	59-7290	Decal - Hyd. Fill	7	20	1
58-6420	Assembly - Cap	13	28	3	59-7410	Fitting - Diagnostic	7	9	5
58-6440	Poppet	13	20	1	59-7410	Fitting - Diagnostic	11	62	1
58-6450	O-Ring	13	22	6	59-7580	Nut	57	1	8
58-6460	Ring - Retaining	13	27	3	59-7590	Washer - Lock	57	2	8
58-6470	Washer	13	16	A/R	59-7600	Assembly - Plug	14	1	2
58-6480	Washer	13	17	A/R	59-7610	O-Ring	14	2	2
58-6490	Washer	13	18	A/R	59-7640	O-Ring	14	5	1
58-6510	Foot Pad - R.H.	3	2	1	59-7650	O-Ring	14	6	1
58-6520	Decal - Grease	23	16	3	59-7670	Metering Stem	14	8	1
58-6520	Decal - Grease	24	21	1	59-7680	Pin - Groove	14	9	1
58-6530	Decal - Hydraulic Oil	16	23	1	59-7690	Shim	14	10	A/R
58-6540	Decal - Operator Warning	7	32	1	59-7700	Shim	14	11	A/R
58-6560	Panel - Side, Control	9	30	1	59-7710	Shim	14	12	A/R
58-6580	Fitting	7	11	5	59-7720	Shim	14	13	A/R
58-6620	Foot Pad - L.H.	3	8	1	59-7740	Plug - Metering (03700)	14	16	1
58-6630	Foot Pad - Center	3	5	1	59-7750	Shim	14	17	A/R
58-6670	Assembly - Hose	60	27	1	59-7760	Shim	14	18	A/R
58-6670	Assembly - Hose	61	27	1	59-7770	Spring	14	19	1
58-6680	Panel - Test Ports	7	6	1	59-7780	O-Ring	26	7	2
58-6700	Washer	13	24	3	59-7780	O-Ring	14	14	1
58-6710	Assembly - Plug	13	6	3	59-7780	O-Ring	12	32	1
58-6720	O-Ring	13	7	3	59-7810	Circlip	26	1	2
58-6730	Spring	13	25	3	59-7820	Washer	26	2	2
58-6750	O-Ring	13	15	1	59-7840	Spring	26	4	1
58-6760	Spring	13	3	3	59-7850	Wiper	26	5	2
58-6770	Detent Plunger	13	4	3	59-7860	Backup Washer	26	6	2
58-6780	Assembly - Plug	13	1	3	59-7860	Washer - Backup	12	6	1
58-6790	O-Ring	13	5	3	59-7890	Seal Kit	26	*	1
58-6800	Filler Cap Assembly	16	*	1	59-7910	Grommet	10	35	1
58-6820	Gasket	16	17	2	59-7930	Decal	67	2	1
58-6860	Connector	65	28	1	59-7940	Bar	67	3	1
58-6940	Decal - Coolant Only	19	82	1	59-7950	Switch - Cold Start	41	10	1
58-7030	Cable - Brake	9	13	1	59-7960	Decal - Latch	3	6	1
58-7070	Spacer	18	45	2	59-7970	Stud (Model 03700)	57	3	8
58-7190	Spring	10	12	1	59-7990	Seal - Gland	57	5	2
58-7270	Bar - Clamp	3	13	1	59-8040	Spring	12	29	1
58-7290	Plate - Floor	2	40	1	59-8050	Spring - Detent	12	10	2
58-7390	Assembly - Foot Rest	3	4	1	59-8060	Plug - Detent	12	9	1
58-7730	Assembly - Tube	60	7	1	59-8070	Washer - Lock	12	23	2
58-7730	Assembly - Tube	61	7	1	59-8080	Washer - Deep	12	30	1
58-7740	Assembly - Tube	62	38	1	59-8100	Washer - Shallow	12	27	1
58-7740	Assembly - Tube	63	38	1	59-8140	O-Ring	12	3	1
58-7750	Assembly - Tube	58	38	1	59-8150	Pawl - Detent	12	11	3
58-7750	Assembly - Tube	59	38	1	59-8160	Plug	12	4	1
58-7760	Assembly - Tube	58	40	1	59-8170	Washer - Wire	12	28	1
58-7760	Assembly - Tube	59	40	1	59-8180	Washer	12	31	1
58-7770	Assembly - Tube	58	39	1	59-8190	Wiper	12	34	1
58-7770	Assembly - Tube	59	39	1	59-8230	Plug	12	16	1
58-7780	Assembly - Tube	58	37	1	59-8250	Kit - Seal	12	*	1
58-7780	Assembly - Tube	59	37	1	59-8260	O-Ring	31	4	1
58-7800	Lever Pump	1	28	1	59-8270	Assembly - Back Plate	31	3	1
58-8100	Hose	20	22	1	59-8280	Screw - Cap Hex. Hd.	31	2	3
58-9010	Block	1	24	1	59-8290	Screw - Cap Hex. Hd.	31	1	3
58-9160	Plug - Drain	7	47	1	59-8300	Assembly - Housing	31	10	1
58-9210	Cam	28	42	2	59-8320	Ring - Retaining	66	12	1
58-9580	Foot Rest	1	1	1	59-8340	Assembly - Rotating	31	8	1
58-9630	Sleeve - Protector	29	48	2	59-8350	Assssembly - Camplate	31	9	1
58-9830	Plate - Seat	16	31	1	59-8360	Shaft - Drive	31	18	1
59-81 20	O-Ring	12	33	1	59-8370	Seal - Shaft	31	17	1
59-6730	Race - Bearing	6	6	2	59-8380	Key	31	11	1
59-6740	Bearing - Needle, Thrust	6	7	1	59-8390	Kit - Seal Repair	31	*	1
59-6820	Kit - Centering Spring	6	10	1	59-8420	O-Ring	66	5	2
59-6830	Kit - Pin, Centering	6	19	1	59-8440	Decal - Warning	20	3	1
59-6860	Drive	6	14	1	59-8470	Retainer - Seal	57	6	2
59-6870	Gerotor	6	15	1	59-8500	Drive Gear - Spline	57	10	1
59-6890	Cap - End	6	16	1	59-8540	Coupling	57	14	1
59-6900	Screw - Cap	6	18	7	59-8550	O-Ring	53	10	1

*Not Illustrated

TORO PART NUMBER INDEX (Cont.)

3315-913

Part No.	Description	Pg. Ref. No. No. Qty.	Part No.	Description	Pg. Ref. No. No. Qty.
59-8570	Seal - Shaft	57 17 1	60-3140	Spring	47 15 1
59-8580	Ring - Retaining	57 18 1	60-3150	Ring - Sealing	48 13 1
59-8590	Seal - Shaft	57 9 1	60-3150	Sealing Ring	47 14 1
59-8600	Driven Gear (Model 03700)	57 11 1	60-3160	Solenoid	48 11 1
60-0050	Spring	16 24 1	60-3160	Solenoid	47 13 1
60-0060	Elbow	7 3 2	60-3250	Washer - Rubber	27 7 1
60-0070	Carrier - Front	24 * 1	60-3260	Screw	4 10 1
60-0080	Bushing - Flanged	28 43 2	60-3340	Assembly - Hose	62 36 1
60-0090	Pin - #1 Lift Arm Pivot	28 17 1	60-3340	Assembly - Hose	63 36 1
60-0090	Pin - Lift Arm, Pivot	24 17 2	60-3380	Bearing	31 12 1
60-0100	Pin - #4 & 5 Lift Arm Pivot	28 21 2	60-3520	O-Ring	53 27 1
60-0160	Pin - Roller Rear	23 24 2	60-3530	Bolt	53 33 2
60-0190	Retainer	24 20 1	60-3540	Washer	53 32 2
60-0190	Retainer - #1 & 4 Pivot Pin	28 18 1	60-3590	Bearing	31 5 1
60-0300	Rod	25 11 1	60-3610	Snap - Ring	27 21 2
60-0440	A-Frame	27 10 1	60-3610	Snap - Ring	28 31 3
60-0550	Bushing	10 23 1	60-3620	Seal	27 20 2
60-0600	Bracket	2 47 1	60-3620	Seal	28 30 3
60-0670	Spring - Compression	24 11 2	60-3630	Wiper	27 19 2
60-0730	Bracket - Lock, Neutral	2 35 1	60-3630	Wiper	28 29 3
60-0760	Clevis	2 42 1	60-3650	Washer	27 23 2
60-0790	Grommet	4 27 1	60-3650	Washer	28 33 3
60-0880	Prop	19 68 1	60-3660	Screw - Bleed	27 22 2
60-0930	Clip	65 5 3	60-3660	Screw - Bleed	28 32 3
60-0930	Clip	20 28 3	60-3670	Pin - Roll	33 41 1
60-0930	Clip	18 51 1	60-3680	Hose - Overflow	20 2 1
60-1010	Lug - Angle	35 22 1	60-3700	Hose - Flexible	20 1 1
60-1050	Bracket	28 15 2	60-3720	Pin - Roll	23 2 2
60-1110	Bushing	2 48 2	60-3760	Strip - Sealing R.H.	18 * 1
60-1130	Lever	1 10 1	60-3770	Strip - Sealing L.H.	18 11 1
60-1240	Spring	23 6 2	60-3780	Kit - Seal -	13 * 1
60-1250	Assembly - Hose	58 19 1	60-3800	Coupling	32 1 1
60-1250	Assembly - Hose	59 19 1	60-3810	Shaft - Input	32 2 1
60-1250	Assembly - Hose	62 41 2	60-3820	Spindle	32 3 1
60-1250	Assembly - Hose	63 41 2	60-3830	Seal - Oil	32 4 1
60-1270	Pin - Roll	28 39 3	60-3840	Cone - Bearing	32 5 1
60-1270	Pin - Spirol	24 10 2	60-3850	Cup - Bearing	32 6 2
60-1280	Pin - Roll	28 27 3	60-3860	Bolt - Wheel	32 7 9
60-1280	Pin - Roll	27 14 2	60-3870	Hub	32 8 1
60-1340	Rod - Push, R.H.	28 45 1	60-3880	Cone - Bearing	32 9 1
60-1350	Rod - Push, L.H.	28 * 1	60-3890	Bolt - Hex. Hd.	32 10 6
60-1360	Clamp	58 24 1	60-3900	Gear - Ring	32 24 1
60-1360	Clamp - Tube	60 36 3	60-3910	Washer - Flat	32 11 6
60-1630	Assembly - Hose	60 25 1	60-3930	Ring - Retaining	32 29 1
60-1630	Assembly - Hose	61 25 1	60-3940	Washer	32 26 2
60-1640	Retainer - #5 Pivot Pin	28 * 1	60-3950	Spring - Disengage	32 27 1
60-1670	Nut - Spring	23 10 2	60-3960	Assembly - Primary Carrier	32 15 1
60-1740	Nut - Spring	30 36 4	60-3970	Gear - Primary Sun	32 13 1
60-1750	Lever - R.H.	24 3 1	60-3980	Washer - Thrust	32 12 1
60-1780	Lever - L.H.	24 8 1	60-3990	Washer - Thrust	32 23 1
60-1820	Shaft - Pivot	24 6 1	60-4000	Assy. - Secondary Carrier	32 20 1
60-1870	Assembly - Pipe	7 16 1	60-4010	Plunger - Disengage	32 22 1
60-1900	Assembly - Tube	58 8 1	60-4020	O-Ring	32 21 1
60-1900	Assembly - Tube	59 8 1	60-4030	Bolt - Hex Hd.	32 17 8
60-1980	Clamp	23 13 1	60-4040	Plug - Pipe	32 16 1
60-1990	Bushing - Flange	24 4 2	60-4050	Cover - Large	32 19 1
60-2000	Pin - Dowel	24 2 6	60-4060	Cover - Disengage	32 18 1
60-2010	Sleeve - Protective	58 10 1	60-4070	Bolt - Hex. Hd.	32 14 2
60-2020	Shield - Heat	7 40 1	60-4120	Pin - Toe Bar	67 7 1
60-2080	Clamp - Hose	62 25 1	60-4150	Pin - Retaining	67 3 1
60-2080	Clamp - Hose	23 34 1	60-4190	Grass Shield - L.H.	23 30 1
60-2110	Pin - Roll	1 5 5	60-4200	Grass Shield - R.H.	23 31 1
60-2110	Pin - Roll	23 25 8	60-4480	Shackle Assembly	67 8 1
60-2110	Pin - Spirol	10 36 2	60-4540	Bolt	35 14 1
60-2140	Spring	9 23 2	60-4550	Switch - Micro	12 19 1
60-2160	Wire - Retaining	16 3 1	60-5000	Bracket	45 1 1
60-2170	Screw - Pan Hd.	8 21 2	60-5010	Assembly - Fuel Filter	45 2 1
60-2180	Fitting - Tee	60 22 1	60-5020	Clip	45 27 4
60-2780	Tube - Drain	46 38 1	60-5030	Wrap - Spiral	45 5 2
60-3060	Washer	48 2 8	60-5040	Hose - Fuel Feed	46 37 1
60-3060	Washer	47 12 1	60-5060	Washer	38 14 3
60-3070	Valve - Pressure	48 1 1	60-5070	Pipe - Fuel	45 30 1
60-3090	Banjo	48 3 4	60-5090	Clamp - Lower	45 18 2
60-3100	Valve - Pressure	48 9 1	60-5100	Assembly - Injection Pump	46 31 1
60-3110	Washer	48 10 1	60-5150	Hose - Rubber	45 20 1
60-3120	Nut	48 7 4	60-5160	Clip	45 21 3
60-3130	Plate - Clamping	48 8 1	60-5170	Connector	45 22 1
60-3140	Spring	48 12 1	60-5180	Clip	45 26 1

*Not Illustrated

TORO PART NUMBER INDEX (Cont.)

Part No.	Description	Pg. Ref.		Part No.	Description	Pg. Ref.			
		No.	Qty.			No.	Qty.		
60-5200	Pulley - Drive	39	45	1	60-6270	Ring - Retaining	55	28	2
60-5210	Clamp - Upper	45	23	2	60-6300	Seal - Shaft	55	26	1
60-5220	Nut	40	2	1	60-6310	Key	55	13	1
60-5220	Nut	39	47	1	60-6320	Key	55	35	1
60-5230	Washer - Spring	39	46	1	60-6330	Screw	55	24	4
60-5280	Housing - Support	39	39	1	60-6340	Kit - Bleed-Off Valve	56	*	1
60-5290	Assembly - Bearing & Shaft	39	40	1	60-6350	Assembly - Gear, Gerotor	55	7	1
60-5300	Pulley - Driver	39	48	1	60-6360	Kit - Charge Relief Spring	56	*	1
60-5310	Wire	39	41	1	60-6370	Pin - Dowel	55	11	2
60-5320	Shaft - Drive	39	42	1	60-6400	Kit - Seal	56	*	1
60-5330	Assembly - Pulley	52	2	1	60-6440	Eyelet	13	32	3
60-5340	Assembly - Cover, Front	52	7	1	60-6450	Disc	13	2	A/R
60-5350	Bearing	52	8	1	60-6540	Bolt	1	25	1
60-5360	Bearing	52	11	1	60-6650	Bolt	11	60	2
60-5420	Alternator	50	3	1	60-6650	Screw - Cap Hex. Hd.	60	16	2
60-5430	O-Ring	50	14	1	60-6660	Nut - Hex	23	7	2
60-5450	Plug - Air	49	3	1	60-6740	Washer	2	38	3
60-5470	Assembly - Filter Element	49	4	1	60-6770	Nut - Hex.	18	36	2
60-5480	Sensor - Water	49	6	1	60-6780	Bolt	38	1	4
60-5490	Kit - Drain Plug	49	8	1	60-6870	Bolt	23	18	3
60-5580	Switch - Temperature	16	19	1	60-6870	Bolt	35	21	4
60-5590	Switch - Temp.	39	21	1	60-6990	Washer	30	19	18
60-5650	Sleeve - Protective	62	24	1	60-6990	Washer	1	29	1
60-5660	Sleeve - Protective	62	26	1	60-7040	Bolt	38	4	1
60-5690	Clip - Safety	10	5	3	60-7040	Bolt	44	10	2
60-5700	Spring	1	23	2	60-7050	Bolt	45	4	2
60-5710	Plug	54	6	1	60-7050	Bolt	38	7	8
60-5720	O-Ring	54	2	2	60-7060	O-Ring	38	6	1
60-5720	O-Ring	13	9	6	60-7110	Bolt	39	1	6
60-5730	Disc	54	8	A/R	60-7110	Bolt	37	2	2
60-5740	Assembly - Body	54	21	1	60-7110	Bolt	40	5	2
60-5760	Pin - Dowel	54	4	4	60-7110	Bolt	43	12	16
60-5770	Assembly - Idler, Gear	54	10	1	60-7110	Bolt	36	17	2
60-5780	Assembly - Gear Drive	54	7	1	60-7110	Bolt	42	37	2
60-5790	Spring	54	23	1	60-7120	Nut	38	16	3
60-5800	Seat	54	31	1	60-7120	Nut	46	32	3
60-5810	Plug - Seat	54	29	1	60-7150	Stud	38	13	3
60-5820	Spring	54	9	1	60-7160	Rivet	38	24	2
60-5830	Washer	54	25	A/R	60-7170	Pointer	38	30	1
60-5840	Washer	54	26	A/R	60-7180	Bolt	38	28	1
60-5850	Washer	54	27	A/R	60-7190	Gasket	46	35	1
60-5860	Plug	54	1	1	60-7200	Plate - Flange	38	11	1
60-5870	Assembly - Plug	54	28	1	60-7210	Bolt	38	21	1
60-5880	O-Ring	54	24	1	60-7260	Nut - Hex	47	11	1
60-5890	Washer	54	13	1	60-7280	Bolt	44	1	8
60-5890	Washer - Backup	66	14	1	60-7280	Bolt	36	16	2
60-5900	Kit - Seal Repair	54	*	1	60-7290	Bolt	45	25	2
60-5910	Kit - Repair, Back Plate	54	*	1	60-7290	Bolt	42	29	4
60-5950	Washer - Backup	14	7	1	60-7300	Bolt	44	11	2
60-5950	Washer - Backup	55	46	2	60-7310	Bolt	37	10	1
60-5980	O-Ring	55	33	2	60-7310	Bolt	36	35	1
60-5990	Race - Inner	55	20	1	60-7360	Bolt	43	19	1
60-6000	Assembly - Housing	55	19	1	60-7370	Bolt	42	4	5
60-6010	Cover - Trunion	55	23	1	60-7370	Bolt	50	7	1
60-6020	Camplate	55	14	1	60-7370	Bolt	43	17	2
60-6030	Assembly - Kit, Rotating	55	12	1	60-7370	Bolt	39	43	4
60-6040	Assembly - Back Plate	55	9	1	60-7430	Assembly - Oil Seal	40	13	1
60-6050	Bearing	56	48	1	60-7480	Bolt	40	10	7
60-6060	Cartridge	55	37	1	60-7490	Bolt	40	12	8
60-6070	Poppet	55	40	1	61-3610	Decal	27	32	2
60-6080	O-Ring	55	38	1	61-3610	Decal	29	52	3
60-6090	Spring	55	39	1	62-6290	Decal - Lift Lever	7	26	1
60-6110	Bearing - Needle	55	18	2	62-6300	Assembly - Sleeve	15	10	1
60-6120	Cover - Seal	55	15	1	62-6320	Screw - Brass	39	33	1
60-6130	Gasket - Housing	55	10	1	62-6370	Seal Kit - Lift Cylinder	27	*	1
60-6140	Shaft - Drive	55	31	1	62-6370	Seal Kit - Lift Cylinder	29	*	1
60-6150	Bearing	56	47	1	62-6390	Belt	39	44	1
60-6160	Race - Thrust	55	29	2	62-6400	Hub - Drive	30	*	2
60-6170	Bearing - Needle, Thrust	55	30	1	62-6410	Assembly - Primary Carrier	32	15	1
60-6180	O-Ring	55	5	1	62-6420	Assy. - Secondary Carrier	32	20	1
60-6190	O-Ring	55	21	1	62-6430	Gear - Primary Sun	32	13	1
60-6200	Assy. - Charge Pump Adap.	55	2	1	62-6440	Foot Pad	3	3	1
60-6210	Cover - O-Ring	55	22	1	62-6450	Kit - Retaining Ring	32	28	1
60-6220	Screw - Cap Hex. Hd.	55	36	2	62-6460	Tube - RW Sealant	32	*	1
60-6230	Screw - Cap Hex. Hd.	55	1	2	62-7400	Decal - Toro	2	46	1
60-6240	Washer	55	27	1	62-7650	Gasket	22	5	1
60-6250	Washer	55	17	2	63-4390	Bearing - Needle	55	6	1
60-6260	Ring - Retaining	55	25	1	63-4440	O-Ring	12	5	1

*Not Illustrated

TORO PART NUMBER INDEX (Cont.)

3315-913

Part No.	Description	Pg. Ref.		Part No.	Description	Pg. Ref.	
		No.	No. Qty.			No.	No. Qty.
63-4480	Tire (Model 03700)	30	26 2	68-6350	Assembly - Tube	59	30 1
63-4510	Spring	12	15 1	68-6360	Assembly - Tube	59	50 1
63-4520	Kit - Seal	14	* 1	68-6360	Assembly - Tube	58	52 1
63-4530	Decal - Ground Speed	4	20 1	68-6380	Assembly - Tube	60	40 1
63-4540	Decal - Ground Speed	4	20 1	68-6380	Assembly - Tube	61	40 1
63-4560	Spring	47	2 1	68-6400	Assembly - Oil Pan	43	15 1
63-4570	Lever	47	3 1	68-6410	Gasket	43	9 1
63-4580	Nut	47	4 2	68-6420	Plug	43	11 1
63-4590	Screw - Vent	47	5 1	68-6430	Gasket	43	10 1
63-4600	Body - Screw Vent	47	6 1	68-6440	Dipstick	43	14 1
63-4610	Washer	47	7 3	68-6460	Kit - Relief Valve	55	32 2
63-4620	Washer	47	8 4	68-6480	Bushing	27	2 4
63-4630	Key	47	9 1	68-6480	Bushing	28	23 6
63-4640	Washer - Lock	47	10 1	68-7570	Strip - Foam	19	80 1
63-4650	Washer	48	6 2	68-7570	Strip - Sealing	20	27 2
63-4660	Washer	48	5 4	68-7690	Lining - Foam	19	77 1
63-4670	Valve - Pressure	48	4 2	68-7720	Lining - Foam	18	4 1
63-4680	Assembly - Tube	60	8 1	68-7730	Lining - Foam	18	2 1
63-4680	Assembly - Tube	61	8 1	68-7780	Lining - Foam	19	64 1
63-4690	Bracket - Valve	11	67 1	68-7790	Lining - Foam	19	78 1
63-4700	Valve - Flow Regulator	11	72 1	68-7810	Panel - Lining	7	48 1
63-4701	Valve - Flow Regulator	11	72 1	68-7820	Lining - Foam L.H.	18	7 2
63-4710	Assembly - Tube	62	37 1	68-7830	Lining - Foam R.H.	18	1 1
63-4710	Assembly - Tube	63	37 1	68-7840	Strip - Foam	7	33 1
63-4740	Bolt - Cylinder Head	41	33 2	68-7850	Strip - Foam	16	26 1
63-4780	Valve - Relief	12	8 1	68-7860	Strip - Foam	19	63 2
63-4790	Clip	65	20 2	68-7880	Strip - Foam	19	76 1
63-4800	Valve - Control	10	9 1	68-8080	Wheel - Steering	4	3 1
63-4820	Detent - Block	12	25 1	69-1830	Assembly - Plug	13	14 1
63-4830	Screw - Cap Hd.	12	22 2	69-1940	Indicator - Elect.	7	5 1
63-4840	Spool - Screw	12	26 1	69-2960	Hub - Wheel, Rear	33	9 2
63-4850	Plunger	12	18 1	69-2970	Cap - Hub	33	16 2
63-4860	Circlip	12	14 1	69-2980	Seal - Inner	33	22 2
63-7430	Gauge - Temperature	8	5 1	69-2990	Screw - Drive	33	8 10
63-7590	Relay	5	10 1	69-3020	Latch	18	28 2
63-7624	Hose - Fuel	22	1 2	69-6470	Bushing - Flange	33	5 4
63-8360	Key - Ignition	8	8 2	69-7360	Spindle - Wheel, R.H.	33	47 1
65-5870	Tube - Manual	16	11 1	69-7370	Spindle - Wheel, L.H.	33	7 1
65-5890	Cap - Tube	16	8 2	69-8890	Cap - Spindle	33	2 2
66-2940	Gauge - Fuel	8	6 1	69-9550	Plate - Pump Adapter	35	17 1
66-2950	Hourmeter	8	7 1	69-9726	Seal - Trim	18	14 1
66-3160	Bolt	7	4 4	69-9727	Seal - Trim	18	18 1
66-3160	Bolt	2	44 11	69-9729	Strip - Sealing	21	4 1
66-3160	Screw - Cap Hex. Hd.	16	2 6	69-9810	Joint - Ball	33	45 1
66-5410	Orifice	10	41 1	69-9880	Tire (Used on Model 03700)	33	12 2
66-5420	Sleeve	12	17 1	70-1240	Assembly - Plug	55	3 2
66-5430	Screw - Machine	12	21 2	70-8290	Washer - Sealing	6	17 7
66-5440	Nut - Lock	12	12 2	71-4200	Cluster - Lights, Warning	5	2 1
66-5580	Kit - Seal Repair	11	* 1	71-4210	Cluster - Lights, Warning	5	1 1
66-5590	Kit - Seal	11	* 1	72-0020	Plate - Tank, Fuel	22	28 1
66-5690	Kit - Seal Repair	66	* 1	72-0090	Cap - Fuel Tank	22	12 1
66-5700	Assembly - Reel Motor	66	* 1	72-0110	Pad - Tank, Fuel	22	29 1
66-5710	Seal - Shaft	66	13 1	72-0130	Button - Horn	4	1 1
66-5720	Assy. - Housing/Bushings	66	1 1	72-0140	Gasket	45	6 4
66-5730	Assy. - Plate & Bushings	66	8 1	72-0150	Assy. - Nozzle, Complete	45	* 4
66-5740	Body	66	6 1	72-0160	Assembly - Nozzle Tip	45	7 4
66-5750	Gear - Idler	66	2 1	72-0170	Pipe - Injector No. 1	45	29 1
66-5760	Gear - Drive	66	3 1	72-0180	Pipe - Injector No. 2	45	16 1
66-5770	Screw - Cap Soc. Hd.	66	9 8	72-0190	Pipe - Injector No.3	45	28 1
66-5840	Kit - Seal Repair	31	* 1	72-0200	Pipe - Injector No. 4	45	19 1
66-5860	Adapter - 45°	11	55 1	72-0210	Pipe - Fuel Leak-Off	45	17 1
66-6140	Decal - Toro	18	33 1	72-0270	Nut - Retaining	45	8 4
68-6030	Bolt	39	27 2	72-0280	Spacer	45	9 4
68-6040	Bracket - Latch	19	66 2	72-0290	Pin - Pressure	45	10 4
68-6150	Breather	7	15 1	72-0300	Spring - Pressure	45	11 4
68-6240	Assembly - Tube	60	41 1	72-0310	Nut	45	15 4
68-6240	Assembly - Tube	61	41 1	72-0320	Nozzle - Body	45	13 4
68-6250	Assembly - Tube	60	42 1	72-0330	Packing	45	14 4
68-6250	Assembly - Tube	61	42 1	72-9760	Switch - Override	8	19 1
68-6260	Assembly - Tube	60	39 1	74-2710	Clamp - Split	62	22 4
68-6260	Assembly - Tube	61	39 1	74-2720	Valve - Steering	4	6 1
68-6300	Assembly - Tube	60	43 1	74-2730	Tube	62	44 4
68-6300	Assembly - Tube	61	43 1	74-2750	Retainer	62	21 2
68-6320	Assembly - Tube	58	29 1	74-2780	Assembly - Tube	58	32 1
68-6320	Assembly - Tube	59	29 1	74-2780	Assembly - Tube	59	32 1
68-6330	Assembly - Tube	59	49 1	74-2790	Assembly - Tube	58	36 1
68-6330	Assembly - Tube	58	51 1	74-2790	Assembly - Tube	59	36 1
68-6350	Assembly - Tube	58	30 1	74-2800	Chassis	23	29 1

*Not Illustrated

TORO PART NUMBER INDEX (Cont.)

Part No.	Description	Pg. No.	Ref. No.	Qty.	Part No.	Description	Pg. No.	Ref. No.	Qty.
74-2810	Assembly - Tube	58	35	1	82-3110	Sender - Temp.	39	22	1
74-2810	Assembly - Tube	59	35	1	82-4910	Roller	23	22	8
74-2820	Assembly - Tube	58	28	1	82-5730	Rod Tie, End	34	15	1
74-2820	Assembly - Tube	59	28	1	82-5740	Nut - Jam	34	14	1
74-2850	Muffler	23	11	1	82-5750	Nut - Lock	34	12	1
74-2900	Muffler (Spark Arrester)	23	*		82-5760	Piston	34	11	1
74-2920	Carrier - Front	24	7	1	82-5770	Rod	34	2	1
74-2950	Radiator	20	13	1	82-5780	Cap - Threaded	34	1	1
74-3070	Shroud - Fan	20	20	1	82-5790	Head - Cap	34	5	1
74-3090	Spring	6	20	2	82-5800	Kit - Repair, Seal	34	*	1
74-3100	Plate - Spacer	6	13	1	82-5890	Panel - Display	4	26	1
74-3130	Plug - Retainer	6	21	2	82-5930	Wire - Jumper	64	6	1
74-3140	Ball - Check	6	22	2	82-5940	Wire - Jumper	64	4	1
74-3150	Plug - Metering (03701)	14	16	1	82-8700	Ring - Retaining	32	25	2
74-3170	Linkage - Cross Cut Control	11	74	1	82-9210	Shaft - Pivot	33	42	1
74-3190	Lever - Lift	10	2	3	82-9230	Harness - Wire, Ind. Lamp	64	1	2
74-3210	Stud (Model 03701)	57	3	8	82-9250	Stud - Threaded	24	1	2
74-3230	Drive Gear - Spline	57	*10	1	82-9260	Assembly - Tie Rod	33	27	1
74-3240	Driven Gear (Model 03701)	57	11	1	82-9270	Disc - 27 Hole	30	*	1
74-9100	Pad - Forward	1	3	1	82-9280	Disc - 22 Hole	30	42	1
74-9110	Pad - Reverse	1	4	1	82-9290	Plate - Face, Instrument	8	3	1
75-0570	Cable	19	61	2	82-9300	Panel W.A. - Instrument	8	11	1
75-6700	Sensor - Magnetic	65	13	1	82-9310	Panel - Display	4	25	1
75-7600	Canopy - Front	19	*		82-9330	Bracket - Sensor	30	4	1
75-7600	Canopy - Front	18	6	1	82-9340	Switch - Oil Level	16	10	1
75-7620	Frame	20	21	1	82-9360	Rod - Latch	24	13	2
75-7790	Handle	20	8	2	82-9370	Pad - Step	24	9	1
75-8200	Assembly - Hose	58	2	1	82-9540	Lift Arm No. 1	28	41	1
75-8200	Assembly - Hose	59	2	1	82-9550	No. 2 Lift Arm	27	12	1
75-8210	Assembly - Hose	58	7	1	82-9560	No. 3 Lift Arm	27	1	1
75-8210	Assembly - Hose	59	7	1	82-9570	Lift Arm No. 4	28	24	1
75-8240	Fitting - Fuel, hose	22	3	2	82-9580	Lift Arm No. 5	29	*	1
75-8320	Gasket Assembly	22	13	1	82-9600	Decal - R.H.	19	*	1
75-8330	Bolt - Shoulder	20	15	2	82-9610	Decal - L.H.	19	81	1
75-8360	Lining - Foam	18	20	2	82-9620	Washer - Spring	17	26	2
75-8370	Lining - Foam R.H.	18	8	1	82-9630	Nut	17	27	2
75-8380	Lining - Foam, L.H.	18	21	1	82-9640	Screw	17	24	2
75-8390	Lining - Foam, R.H.	18	*	1	82-9650	Nut	17	19	4
75-8400	Lining - Foam, L.H.	18	37	1	82-9660	Washer	17	18	4
75-8410	Lining - Foam	18	22	1	82-9670	Nut	17	39	1
75-8450	Seal - Radiator, Foam	18	13	1	82-9680	Rivet	17	2	2
75-8470	Strip - Sealing	20	6	2	82-9690	Screw	17	17	4
75-8480	Seal - Canopy, Lower	19	79	2	82-9700	Screw	17	3	1
76-3280	Pedal - Traction	1	2	1	82-9710	Trim - Bottom	17	22	1
76-3330	Spacer	2	62	1	82-9720	Trim - Backrest	17	32	1
76-3340	Link	2	61	1	82-9730	Wire - Jumper	64	5	2
76-3350	Spacer	2	53	1	82-9740	Wire - Jumper, Gauges	64	7	1
76-3370	Bushing	2	58	1	82-9750	Assy. - Jumper, Seat	65	18	1
76-3430	Rod	2	54	1	82-9760	Harness - Wiring, Gauges	65	7	1
76-3470	Tube - Exhaust	23	8	1	82-9770	Harness - Wire, Glow Plugs	64	8	1
76-3560	Clamp - Exhaust	23	41	1	82-9780	Harness - Wire, Interlock	64	3	1
76-8750	Plate - Caution	20	29	1	82-9790	Harness - Wiring, Valve	65	9	1
77-4580	Canopy - Center	19	*	1	82-9800	Harness - Wire,	65	14	1
77-4580	Canopy - Center	18	10	1	82-9810	Harness - Wiring, Traction	65	10	1
77-4690	Decal - 450D	18	5	2	82-9820	Harness - Wire, Lgt. Cluster	64	2	1
77-4800	Cylinder - Steering	33	36	1	82-9830	Harness - Wiring, Main	65	17	1
77-4820	Sender - Fuel	22	6	1	82-9840	Hose - Hydraulic	33	35	1
77-4830	Decal	4	5	1	82-9841	Hose - Hydraulic	33	37	1
77-4840	Speedometer	8	4	1	82-9850	Axle - Rear	33	6	1
80-4840	Pipe - Air Intake	7	14	1	82-9940	Harness - Wire, Horn	65	12	1
80-9330	Alarm - Audio	5	6	1	84-6000	Body - Lower	19	69	1
82-2710	Screw	17	35	1	84-6200	Valve - Lift Control	10	15	1
82-2720	Frame - Seat	17	23	1	84-6210	Cylinder - Complete	27	31	2
82-2730	Kit - Wear Parts	17	4	1	84-6210	Cylinder - Lift, Complete	29	*	3
82-2740	Spring Set - Tension	17	5	1	84-6230	Assembly - Hose	60	33	1
82-2750	Assembly - Spindle Adj.	17	34	1	84-6230	Assembly - Hose	61	33	1
82-2760	Kit - Bushing	17	41	1	84-6240	Assembly - Hose	60	4	1
82-2770	Assembly - Shock Absorber	17	38	1	84-6240	Assembly - Hose	61	4	1
82-2790	Rail - Adjust. R.H.	17	21	1	84-6400	Orifice - .047 Dia.	13	*	2
82-2800	Cushion - Backrest	17	12	1	84-6400	Orifice - .047 Dia.	10	3	2
82-2810	Assembly - Switch	17	25	1	84-6401	Orifice - .052 Dia.	13	*	1
82-2820	Assembly - Swing Arm	17	20	1	84-6401	Orifice - .052 Dia.	10	4	1
82-2830	Clamp	17	37	2	84-6420	Plunger	13	37	2
82-2840	Cushion - Bottom	17	15	1	84-6430	Plunger	13	29	1
82-2850	Plate	17	1	1	84-6440	Shield - Grass	31	20	1
82-2860	Spring Set - Tension	17	33	1	84-6450	Spring	13	19	1
82-2870	Lever - Adjust	17	7	1	84-6470	Bracket - Filter	9	32	1
82-2880	Assembly - Weight Adj.	17	*	1	84-6480	Plate - Decal	24	24	1

*Not Illustrated

TORO PART NUMBER INDEX (Cont.)

3315-913

Part No.	Description	Pg. Ref.		Part No.	Description	Pg. Ref.	
		No.	Qty.			No.	Qty.
86-5990	Harness - Hyd. Filter	64	9 1	92-2975	Strip - Mount	21	5 2
86-6000	Pump - Gear, Model 03700	53	15 1	92-2976	Foam - Shield R.H.	21	2 1
86-6001	Pump - Gear, Model 03701	53	15 1	92-2977	Foam - Shield L.H.	21	3 1
86-6010	Cover - Front	57	4 1	92-2978	Foam - Shield Front	21	1 1
86-6020	Center S/A Section	57	8 1	92-2979	Foam - Radiator	21	12 2
86-6030	Port Section - Rear	57	13 1	92-2980	Shield - Neoprene	21	10 1
86-6040	O-Ring	57	15 1	92-2981	Shield - Neoprene	21	9 1
86-6050	Plug	57	16 1	92-2997	Strap w/Foam Assembly	22	16 2
86-6060	Center S/A Section	57	8 1	92-2998	Strap w/Foam Assembly	22	19 4
86-6070	Plate - Wear	57	7 2	92-4701	Strap w/Foam Assembly	22	14 1
86-6080	O-Ring Seal	57	12 2	92-5256	Bushing - Universal	8	27 2
86-6090	Assembly - Filter, Hyd. Oil	9	22 1	92-5257	Plate	8	28 1
86-6100	Switch - Filter Warning	9	21 1	92-5258	Shield - Glow Plug Indicator	8	29 1
86-6110	Assembly - Element	9	11 1	92-5259	Piston	37	16 4
86-6120	Decal - Towing	24	15 1	92-5259	Piston Std.	41	19 4
86-6130	Stud - Ball	19	84 4	92-5260	Piston .05 0.25mm	41	* 4
86-6200	Guide - Valve	41	14 8	92-5261	Piston .05 0.5mm	41	* 4
86-6210	Retainer - Upper	42	42 8	92-5262	Piston Ring Set Std.	41	17 1
86-6220	Tappet	37	6 8	92-5262	Ring Set - Piston	37	17 4
86-6220	Tappet	42	39 8	92-5263	Piston Ring Set 0.5 0.25mm	41	* 1
86-6230	Bolt	36	29 6	92-5264	Piston Ring Set 0.5 0.50mm	41	* 1
86-6240	Plug - Taper	36	28 3	92-5265	Jet - Combustion Std.	41	29 4
86-6250	Plate - Front	36	36 1	92-5266	Gasket - Cylinder Head	41	30 1
86-6260	Case - Timing Gear	38	23 1	92-5267	Assembly - Cylinder Head	41	31 1
86-6270	Gasket	40	24 1	92-5268	Engine Gasket Kit	36	* 1
86-6280	Assembly - Crankshaft	37	19 1	217-116	Rim (Used on Model 03700)	33	14 2
86-6280	Assembly - Crankshaft	40	25 1	218-446	Nut - Switch	8	15 1
86-6290	Assembly - Idler, Gear	38	9 1	218-447	Washer - Lock, Switch	8	16 1
86-6300	Bushing	38	18 1	218-498	Nut - Hex.	5	12 2
86-6310	Gear - Injector Pump	38	15 1	218-498	Nut - Hex.	8	13 2
86-6320	Shaft	39	12 1	219-17	Bulb - Light	5	*13 8
86-6330	Pipe	39	17 1	2116-3	Joint - Ball, L.H.	33	* 1
86-6340	Impeller	39	19 1	2116-4	Joint - Ball, R.H.	33	23 1
86-6350	Ring - Retaining	39	53 1	232-27	Stem - Valve	33	19 2
86-6360	Washer	39	52 1	233-10	Knob	10	19 1
86-6370	Spacer	39	51 1	233-25	Knob	9	15 1
86-6380	Washer	46	34 3	233-39	Knob	10	1 3
86-6390	Stud	46	36 3	237-21	O-Ring	30	1 2
86-6400	Diode	50	21 1	237-21	O-Ring	10	11 1
86-6400	Diode	65	24 1	237-21	O-Ring	7	27 5
86-6430	Assembly - Cover, Rear	52	12 1	237-22	O-Ring	60	3 31
86-6440	Assembly - Rectifier	52	13 1	237-22	O-Ring	61	3 31
86-6450	Kit - Seal	57	* 1	237-22	O-Ring	30	6 2
86-6520	Switch - Temp. Warning	41	1 1	237-22	O-Ring	4	9 4
86-6610	Bolt - Inlet	48	18 1	237-22	O-Ring	58	12 22
86-6620	Bolt	48	16 1	237-22	O-Ring	53	18 2
86-6630	Seal - Rubber	48	15 1	237-22	O-Ring	27	27 2
86-6640	Seal O-Ring	48	14 1	237-22	O-Ring	10	30 15
86-6650	Bolt - Outlet	47	16 1	237-22	O-Ring	28	38 3
86-6660	Joint	48	17 1	237-22	O-Ring	33	38 2
86-6670	Tube - Fuel	48	19 1	237-30	O-Ring	53	23 1
86-6680	Assembly - Lever	47	* 1	237-30	O-Ring	53	35 1
86-6680	Nut	47	25 1	237-30	O-Ring	58	50 1
86-6690	Lever	47	19 1	237-42	O-Ring	60	1 7
86-6700	Bushing	47	18 1	237-42	O-Ring	61	1 7
86-6710	Arm	47	20 1	237-42	O-Ring	53	3 1
86-6720	Washer	47	22 1	237-42	O-Ring	30	8 2
86-6730	Spring	47	21 1	237-42	O-Ring	7	10 5
86-6740	Guide	47	23 1	237-42	O-Ring	27	25 2
86-6750	Washer	47	17 2	237-42	O-Ring	10	32 11
86-6760	Guide	47	1 1	237-42	O-Ring	11	61 1
86-6770	Screw	47	24 1	237-42	O-Ring SAE	28	36 3
86-6790	Washer	47	26 1	237-58	O-Ring	30	15 4
86-6800	Bolt	47	28 1	237-58	O-Ring	53	21 3
86-6810	Assembly - Pipe	47	29 1	237-65	O-Ring	25	2 3
86-6820	Bolt	47	27 2	237-65	O-Ring	62	3 26
86-6830	Engine - Complete	36	* 1	237-65	O-Ring	28	4 9
86-6960	Tank - Fuel	22	17 1	237-65	O-Ring	53	7 1
88-6760	Spring - Gas	18	34 2	237-65	O-Ring	7	17 1
92-2951	Rail - Adjust. L.H.	17	16 1	237-65	O-Ring	10	45 9
92-2952	Lining - Foam	18	15 1	237-78	O-Ring	33	40 2
92-2953	Lining - Foam	18	29 1	237-78	O-Ring	10	27 1
92-2954	Foam - Panel, Rear	18	16 1	237-79	O-Ring	4	7 4
92-2962	Grommet	19	85 2	237-79	O-Ring	58	17 1
92-2964	Canopy - Rear	19	* 1	237-79	O-Ring	53	25 3
92-2964	Canopy - Rear	18	12 1	237-79	O-Ring	11	58 2
92-2973	Shield - Radiator	21	11 1	237-80	O-Ring	25	4 3
92-2974	Strip - Mount	21	6 2	237-80	O-Ring	60	14 1

*Not Illustrated

TORO PART NUMBER INDEX (Cont.)

Part No.	Description	Pg. Ref.		Part No.	Description	Pg. Ref.	
		No.	Qty.			No.	Qty.
237-80	O-Ring	53	37	3213-20	Bolt	35	19
237-80	O-Ring	10	43	3217-5	Nut - Hex.	21	7
237-80	O-Ring	7	46	3217-5	Nut - Hex.	22	11
237-80	O-Ring SAE	28	6	3217-5	Nut - Hex.	11	66
237-81	O-Ring	62	1	3217-6	Nut	4	11
237-81	O-Ring	53	9	3217-6	Nut - Hex.	25	8
237-81	O-Ring	30	13	3217-6	Nut - Hex.	10	24
237-100	Grommet	65	4	3217-6	Nut - Hex.	9	41
237-114	O-Ring	55	45	3217-6	Nut - Hex.	29	54
237-118	O-Ring	30	11	3217-7	Nut - Hex.	35	31
237-123	O-Ring	9	25	3217-9	Nut - Hex.	1	16
237-123	O-Ring	10	39	3217-29	Nut - Hex.	1	31
237-146	O-Ring	53	29	3219-5	Nut - Hex.	1	20
240-9	Grommet	22	30	3219-5	Nut - Hex.	30	23
2410-18	Plug	67	2	3220-11	Nut - Hex.	7	28
2411-44	Rod End - Ball Joint	2	52	3234-12	Screw - Hex. Flange Hd.	33	1
2412-7	Assembly - Clamp	33	25	3234-13	Screw - Flange, Hex. Hd.	18	27
2412-31	Clip	9	12	3245-44	Screw - Set	11	73
2412-36	Hose - Clamp	22	2	3245-45	Screw - Set	11	75
2412-42	Clamp	7	2	3246-17	Screw - Set	66	10
2412-74	Clamp-R	65	25	3247-10	Screw - Set	30	22
2412-102	R-Clamp	16	34	3250-18	Screw - Mach. Pan Hd.	8	24
2412-106	Clamp - R	22	32	3250-25	Screw - Pan, Phil. Hd.	18	43
2412-109	Clip	65	3	3250-31	Screw	22	7
2412-131	Clamp-R	65	21	3250-31	Screw - Pan, Phil Hd.	19	65
2412-132	Clamp	58	18	3250-40	Screw	1	27
250-1	Cable - Tie	9	38	3251-1	Screw - Pan Hd.	5	9
250-1	Tie - Cable	65	2	3251-4	Screw - Pan Hd.	5	7
252-66	Bearing - Thrust	31	15	3252-16	Screw	16	15
252-71	Race - Thrust	31	14	3253-2	Washer - Lock	22	8
254-72	Cup - Bearing, Outer	33	10	3253-2	Washer - Lock	18	24
254-92	Cone - Bearing, Outer	33	11	3253-2	Washer - Lock	18	44
254-106	Cone - Bearing, Inner	33	21	3253-3	Washer - Lock	21	8
254-107	Cup - Bearing, Inner	33	20	3253-3	Washer - Lock	22	31
256-304	Washer - Thrust	33	4	3253-3	Washer - Lock	11	65
281-2	Plug	20	5	3253-4	Washer - Lock	30	3
281-7	Plug	39	28	3253-4	Washer - Lock	25	7
283-67	Pin - Clevis	30	38	3253-4	Washer - Lock	3	11
2812-1	Bushing - Pipe	22	4	3253-4	Washer - Lock	4	12
302-5	Fitting - Grease	24	16	3253-4	Washer - Lock	10	14
302-5	Fitting - Grease	28	20	3253-4	Washer - Lock	24	19
302-5	Fitting - Grease	33	44	3253-4	Washer - Lock	20	25
302-33	Fitting - Grease	33	24	3253-4	Washer - Lock	9	40
302-66	Fitting - Grease	12	24	3253-4	Washer - Lock	39	50
304-46	Plug - Drain	20	14	3253-4	Washer - Lock	29	53
321-3	Screw - Cap Hex Hd.	11	64	3253-5	Washer - Lock	30	17
321-3	Screw - Cap Hex. Hd.	22	34	3253-5	Washer - Lock	4	22
321-5	Screw	22	9	3253-5	Washer - Lock	35	30
321-10	Screw - Cap Hex. Hd.	11	71	3253-5	Washer - Lock	2	33
321-14	Screw - Cap Hex. Hd.	62	23	3253-5	Washer - Lock	9	37
322-2	Screw - Cap Hex. Hd.	24	18	3253-7	Washer - Lock	53	13
322-3	Screw - Cap Hex. Hd.	30	2	3253-7	Washer - Lock	35	20
322-3	Screw - Cap Hex. Hd.	4	13	3253-7	Washer - Lock	24	23
322-3	Screw - Cap Hex. Hd.	20	24	3253-15	Washer - Lock	16	7
322-4	Screw - Cap Hex. Hd.	3	10	3253-19	Washer - Lock	12	13
322-4	Screw - Cap Hex. Hd.	19	60	3255-5	Washer - Lock	39	49
322-6	Bolt	9	29	3255-8	Washer - Lock	35	24
322-9	Bolt	10	29	3255-9	Washer - Lock	35	25
322-12	Bolt	28	1	3255-9	Washer - Lock E.T.L.W.	9	42
322-12	Bolt	10	7	3255-24	Washer - Lock	1	30
322-12	Screw - Cap Hex Hd.	25	1	3256-1	Washer - Flat	4	29
323-4	Bolt	9	14	3256-3	Washer - Flat	27	9
323-6	Screw - Cap Hex. Hd.	35	29	3256-3	Washer - Flat	9	18
323-7	Screw - Cap Hex. Hd.	35	28	3256-3	Washer - Flat	23	40
323-8	Screw - Cap Hex. Hd.	4	23	3256-3	Washer - Flat	30	40
323-13	Bolt	28	25	3256-3	Washer - Flat	29	51
323-13	Bolt	27	34	3256-4	Washer - Flat	23	38
323-18	Bolt	30	16	3256-7	Washer - Flat	23	4
323-18	Screw - Cap Hex. Hd.	23	12	3256-13	Washer - Flat	12	20
323-20	Bolt	30	27	3256-16	Washer - Flat	22	10
325-2	Screw - Cap Hex. Hd.	24	22	3256-16	Washer - Flat	3	14
325-5	Bolt	53	17	3256-16	Washer - Flat	62	20
325-8	Screw - Cap Hex. Hd.	2	50	3256-16	Washer - Flat	18	39
325-9	Bolt	1	12	3256-16	Washer - Flat	7	49
325-17	Bolt	27	3	3256-21	Washer - Flat	19	72
327-3	Bolt	30	20	3256-22	Washer - Flat	9	7
3211-6	Screw - Cap Hex. Hd.	2	56	3256-22	Washer - Flat	22	33
3213-2	Bolt	53	14	3256-22	Washer - Flat	11	70

*Not Illustrated

TORO PART NUMBER INDEX (Cont.)

3315-913

Part No.	Description	Pg. Ref.		Part No.	Description	Pg. Ref.	
		No.	No. Qty.			No.	No. Qty.
3256-23	Washer	28	7 4	32151-10	Ring - Retaining	33	3 2
3256-23	Washer - Flat	25	6 2	32151-13	Ring - Retaining	31	19 1
3256-23	Washer - Flat	10	13 5	32151-29	Ring - Retaining	31	13 2
3256-23	Washer - Flat	9	39 4	3390-355	Clip - Retaining	16	1 1
3256-24	Washer	2	34 2	340-2	Adapter	27	26 2
3256-24	Washer - Flat	4	21 4	340-2	Fitting	30	7 2
3256-24	Washer - Flat	16	35 4	340-2	Fitting	53	19 1
3256-24	Washer - Flat	11	76 2	340-2	Fitting	10	31 8
3256-25	Washer - Flat	20	16 2	340-3	Fitting	58	16 1
3256-26	Washer - Flat	53	12 6	340-3	Fitting	53	34 1
3256-26	Washer - Flat	27	16 2	340-3	Fitting	11	57 2
3256-26	Washer - Flat	2	51 1	340-4	Fitting	53	24 1
3256-27	Washer - Flat	22	20 8	340-7	Fitting	28	5 2
3256-27	Washer - Flat	30	41 16	340-7	Fitting	10	44 6
3256-28	Washer - Flat	33	18 2	340-7	Fitting - Straight	25	3 3
3256-45	Washer - Flat	2	57 2	340-8	Fitting	53	8 1
3256-68	Washer	25	10 A/R	340-8	Fitting - Adapter	62	2 10
3256-71	Washer - Flat	20	23 4	340-9	Fitting	30	14 2
3256-76	Washer - Flat	2	59 2	340-9	Fitting	53	22 1
3258-19	Screw - Machine	15	6 2	340-10	Adapter	9	33 1
3272-6	Pin - Cotter	30	35 4	340-11	Fitting	30	44 2
3272-11	Pin - Cotter	16	4 2	340-11	Fitting - Long	53	20 1
3272-12	Pin - Cotter	33	29 4	340-15	Fitting 90°	53	30 1
3272-13	Pin - Cotter	33	15 2	340-17	Fitting	11	48 2
3274-7	Bolt	1	32 2	340-17	Fitting	29	49 1
3274-10	Screw - Cap Soc. Hd.	20	26 4	340-18	Fitting	4	8 4
3274-62	Screw - Cap Soc. Hd.	22	15 4	340-22	Fitting - Tee	28	3 2
3274-68	Screw - Hex. Button Hd.	4	28 4	340-23	Fitting	58	20 1
3274-68	Screw - Mach.	8	2 4	340-62	Kit - Flange	53	11 1
3274-90	Screw	8	23 4	340-64	O-Ring	9	31 1
3290-250	Pin - Hair, Cotter	16	6 2	340-64	O-Ring	10	37 1
3290-271	Rivet - Pop	20	30 2	340-65	O-Ring	9	27 1
3290-321	Screw - Mach. Washer Hd.	18	23 4	340-65	O-Ring	58	43 2
3290-355	Pin - Cotter, Hair	22	23 6	340-68	Fitting - Tee	60	24 3
3290-355	Pin - Cotter, Hair	18	26 2	340-68	Fitting - Tee	58	26 2
3290-378	Tie - Cable	65	1 7	340-70	Nut - Lock, Bulkhead	58	31 3
3290-378	Tie - Cable	65	8 12	340-70	Nut - Lock, Bulkhead	60	38 8
3290-467	Pin - Cotter Hair	19	70 1	340-71	Fitting	58	13 2
3290-482	Washer	1	17 2	340-71	Fitting - Adapter	60	26 4
3290-483	Washer	1	11 3	340-72	Fitting - Adapter 90°	62	17 4
3296-6	Nut - Lock	2	63 1	340-74	Nut - Lock, Bulkhead	62	45 7
3296-8	Nut - Lock	62	19 4	340-76	Fitting - Adapter	62	28 3
3296-8	Nut - Lock	11	68 2	340-77	Elbow - 90°	11	69 1
3296-13	Nut - Hex.	9	10 1	340-77	Fitting	28	37 3
3296-17	Nut - Lock	30	33 4	340-77	Fitting - Adapter 90°	60	2 4
3296-19	Nut - Lock	2	37 1	340-77	Fitting - Adapter 90°	61	2 4
3296-23	Nut - Lock	27	5 2	340-78	Nut - Lock, Bulkhead	58	53 1
3296-25	Nut - Lock	2	55 1	340-80	Adapter	9	26 1
3296-27	Nut - Lock	19	73 8	340-80	Fitting	10	38 1
3296-29	Nut - Lock	19	62 2	340-86	Tee	11	52 2
3296-39	Nut - Lock	28	13 9	340-87	Adapter - 45°	60	28 1
3296-39	Nut - Lock	27	37 6	340-87	Adapter - 45°	62	40 1
3296-39	Nut - Lock	23	39 2	340-89	Fitting - Adapter 45°	60	12 1
3296-42	Nut - Lock	8	22 4	340-89	Fitting 45°	53	36 1
3296-42	Nut - Lock	4	30 4	340-90	Fitting	30	43 2
3296-49	Nut - Lock	33	32 1	340-92	Fitting	10	10 1
32102-3	Nut - Wing	67	4 1	340-93	Fitting - Tee	28	14 1
32107-11	Nut - Square	15	5 2	340-97	Fitting - Hydraulic	33	39 1
32107-11	Nut - Square	22	18 4	340-110	Adapter - 90°	58	46 1
32121-11	Pin - Roll	2	60 2	340-115	Adapter - Tee	58	47 1
32121-44	Pin - Roll	34	16 1	353-947	Cap - Dust	53	1 1
32121-118	Pin - Roll	10	26 2	353-947	Cap - Dust	7	8 5
32122-54	Screw - Mach. Slot. Hd.	67	1 1	353-947	Cap - Dust	11	63 1
32136-2	Nut - Castle	33	30 2	353-948	Plug	30	10 2
32136-5	Nut - Castle	33	17 2	353-949	O-Ring	30	18 2
32136-13	Nut - Castle	33	31 2	354-85	Fitting - Diagnostic	53	2 1
32144-73	Screw - Cap Hex. Hd.	8	26 2	354-86	Elbow - 90	53	4 1

*Not Illustrated

PRODUCT CHANGES

In an effort to make improvements available to TORO owners as quickly as possible, minor changes are incorporated into Toro's products from time to time that do not become immediately shown in the Parts Catalog. If such a change has been made in your unit, which is not reflected in your manual, see your TORO Distributor or his Authorized TORO Service Dealer for information and part numbers.

IDENTIFICATION AND ORDERING

MODEL AND SERIAL NUMBERS

The Reelmaster 450D has two identification numbers; a model number and a serial number. The two numbers are stamped on a plate which is located on the main frame near the floor plate on R.H. side. In any correspondence concerning the Reelmaster 450D, supply model and serial numbers to assure that correct information and replacement parts are obtained.

To order replacement parts from an Authorized TORO Service Dealer, supply the following information:

1. Model and serial number of the Reelmaster 450D.
2. Part number, description, and the quantity of part(s) desired.

NOTE: Do not order by reference number if a parts catalog is being used; use the PARTNUMBER.

TABLE OF CONTENTS

Description	Page	Description	Page
Foot Rest & Pedal Assembly	1-2	Engine Installation Assembly	35
Foot Pads & Battery	3	Crankcase Assembly	36
Steering Tower	4	Short Block Assembly No. 82-2910	37
Steering Tower - Electrical Assembly	5	Timing Gear & Case Components	38
Power Steering Valve Assembly No. 74-2720	6	Water Pump & Thermostat Housing Assembly ...	39
Fenders & Center Console Assembly	7	Crankshaft & Flywheel Housing Components	40
Instrument Panel	8	Cylinder Head & Piston Components	41
Parking Brake, Throttle & Oil Filter Assembly	9	Valve, Camshaft & Oil Pump Components	42
Valve Controls	10-11	Oil Pan & Oil Filter	43
Reel Control Valve Assembly No. 63-4800	12	Inlet & Exhaust Manifold	44
Control Valve Assembly 84-6200	13	Injection Pump & Nozzle Components	45-46
Priority Flow Control Valve Assy.		Fuel Injection Pump No. 60-5100	47-48
No. 58-5490 & 58-5491	14	Fuel Filter Assembly No. 60-5010	49
Air Cleaner Assembly	15	Electrical Component Parts	50
Seat Platform & Filler Cap Assembly	16	Starter Motor Assembly No.51-7590	51
Suspension Seat Assembly	17	Alternator Assembly No. 60-5420	52
Front & Rear Canopy Assembly	18-19	Hydraulic Pump Connections	53
Radiator & Oil Cooler Assembly	20	Gear Pump Assembly No. 58-5650	54
Radiator Shield Assembly	21	Piston Pump Assembly 58-5660	55-56
Fuel Tank Assembly	22	Pump Assembly No. 58-5510 & 58-5511	57
Chassis & Muffler Assembly	23	Hydraulic Circuit - Traction & Steering	58
Front Carrier Assembly	24	Hydraulic Schematic - Traction & Steering	59
Push Rod Assembly	25	Hydraulic Circuit - Lift Arms	60
Reel Shut-Off Valve No. 58-5460	26	Hydraulic Schematic - Lift Arms	61
No. 2 & 3 Lift Arms Assembly	27	Hydraulic Circuit - Cutting Units	62
No. 1, 4 & 5 Lift Arms Assembly	28-29	Hydraulic Schematic - Cutting Units	63
Traction Drive Assembly	30	Electrical Schematic	64
Wheel Motor No. 58-5430	31	Electrical System Diagram	65
Planetary Gear Drive Assembly	32	Reel Motor Assembly	66
Steering Axle	33	Special Tools	67
Hydraulic Cylinder No. 77-4800	34	Numerical Index	68-79

Compliance with Radio Interference Regulations Certified.
Certifie Conforme au Reglement sur le Brouillage Radioelectrique.

Litho in U.S.A.