



## Reelmaster<sup>®</sup> 6500-D 2-Wheel Drive Traction Unit

Model No. 03806 - 280000201 and up.

### Parts Catalog

---

#### Ordering Replacement Parts

To order replacement parts, please supply the part number, the quantity, and the description of each part desired.

#### Understanding Reference Numbers

Each identified part in an illustration has a reference number. The reference number for a part also appears in the parts list, along with other information about the part.

This catalog uses two special reference number formats, one to indicate parts in a service assembly and another to indicate the quantity of a given part in an illustration.

#### Service Assembly Reference Numbers

Parts in service assemblies have reference numbers in the form a:b. The a represents the reference number of the entire service assembly and the b represents a sequential number unique to each part within the service assembly.

For example, a wheel assembly might be identified by reference number 6, the tire by 6:1, the valve by 6:2, and the wheel by 6:3. When you order the assembly identified by reference number 6, you receive all parts identified by reference numbers 6:1, 6:2, and 6:3. However, you may also order any part individually. Reference numbers of this type appear in illustrations and in part lists.

#### Reference Numbers Indicating Quantity

In an illustration, if a reference number indicates more than one part, the reference number has the form nX y. The n represents the quantity of the part, the X is the multiplication symbol, and the y represents the reference number.

For example, in an illustration, the reference number 2X 37 means that two of the parts identified by reference number 37 are indicated.

# Contents

<b>Description</b>	<b>Page</b>	<b>Description</b>	<b>Page</b>
Frame and Body Assembly	..... 4	Lift Manifold Assembly No. 112-6512	..... 45
Front Frame Assembly No. 108-4407	..... 5	Front No. 1 Lift Arm Assembly	..... 46
Tool Box Assembly	..... 6	Lift Cylinder Assembly No. 108-4437	..... 47
Control Console Assembly	..... 7	Front No. 4 and No. 5 Lift Arm Assembly	..... 48
Control Console and Battery Assembly	..... 8	Hydraulic Cylinder Assembly No. 110-9709	..... 50
Hydraulic Filter and Reservoir Assembly	..... 10	Rear No. 2 and No. 3 Lift Arm Assembly	..... 51
Fuel Tank Assembly	..... 11	Hydraulic Cylinder Assembly No. 108-4438	..... 53
Traction Pedal Assembly	..... 12	Reel Motor Assembly	..... 54
Brake Pedal Assembly	..... 13	Hydraulic Motor Assembly No. 110-1717	..... 55
Seat and Suspension Assembly	..... 14	Rear No. 2 and No. 3 Tipper Support Assembly	..... 56
Seat Suspension Assembly No. 110-9730	..... 15	Crankcase Assembly	..... 57
Seat Frame and Throttle Assembly	..... 16	Oil Pan Assembly	..... 58
Steering Wheel Assembly	..... 17	Cylinder Head Assembly	..... 59
Steering Tower Assembly	..... 18	Gear Case Assembly	..... 60
Front Hydraulic Drive Assembly	..... 19	Cylinder Head Cover Assembly	..... 61
Front Axle and Brake Assembly	..... 20	Dipstick and Guide Assembly	..... 62
Planetary Assembly No. 105-4500-03	..... 21	Main Bearing Case Assembly	..... 63
Brake Assembly No. 100-3070-03	..... 22	Cam Shaft and Idle Gear Shaft Assembly	..... 64
Hydraulic Motor Assembly No. 92-7385	..... 23	Piston and Crankshaft Assembly	..... 65
Brake Assembly No. 100-3069-03	..... 24	Flywheel Assembly	..... 66
Hydraulic Motor Assembly No. 93-7476	..... 25	Fuel Camshaft and Governor Shaft Assembly	..... 67
Hydraulic Pump Installation	..... 26	Idle Apparatus Assembly	..... 68
Gear Pump Assembly No. 105-3317	..... 27	Injection Pump Assembly	..... 69
Piston Pump Assembly No. 110-0006	..... 28	Speed Control Plate Assembly	..... 70
Control Assembly No. 108-1503	..... 29	Nozzle Holder and Glow Plug Assembly	..... 71
Radiator Support and Shroud Assembly	..... 30	Nozzle Holder Component Assembly	..... 72
Radiator and Screen Assembly	..... 31	Governor Assembly	..... 73
Engine Installation Assembly	..... 32	Alternator and Pulley Assembly	..... 74
Oil/Water/Fuel Filter, Muffler and Air Cleaner Assembly	..... 34	Alternator Component Assembly	..... 75
Air Filter Assembly No. 100-2597	..... 36	Starter Assembly	..... 76
Rear Hydraulic Assembly	..... 37	Water Flange and Thermostat Assembly	..... 77
2 Wheel Drive Axle Assembly	..... 38	Water Pump Assembly	..... 78
Hydraulic Cylinder Assembly No. 94-8142	..... 39	Overflow Bottle Assembly	..... 79
Wheel and Spindle Assembly	..... 40	Valve and Rocker Arm Assembly	..... 80
Rear Hydraulic Control Block Assembly	..... 41	Inlet and Exhaust Manifold Assembly	..... 81
Hydraulic Manifold Assembly No. 112-6510	..... 43	Turbo Charger Assembly	..... 82
Front Hydraulic Control Block and Hose Assembly	..... 44	Oil Pipe Assembly	..... 83
		Oil Cooler Assembly	..... 84
		Attachments and Accessories List	..... 85

## Part Description Abbreviations

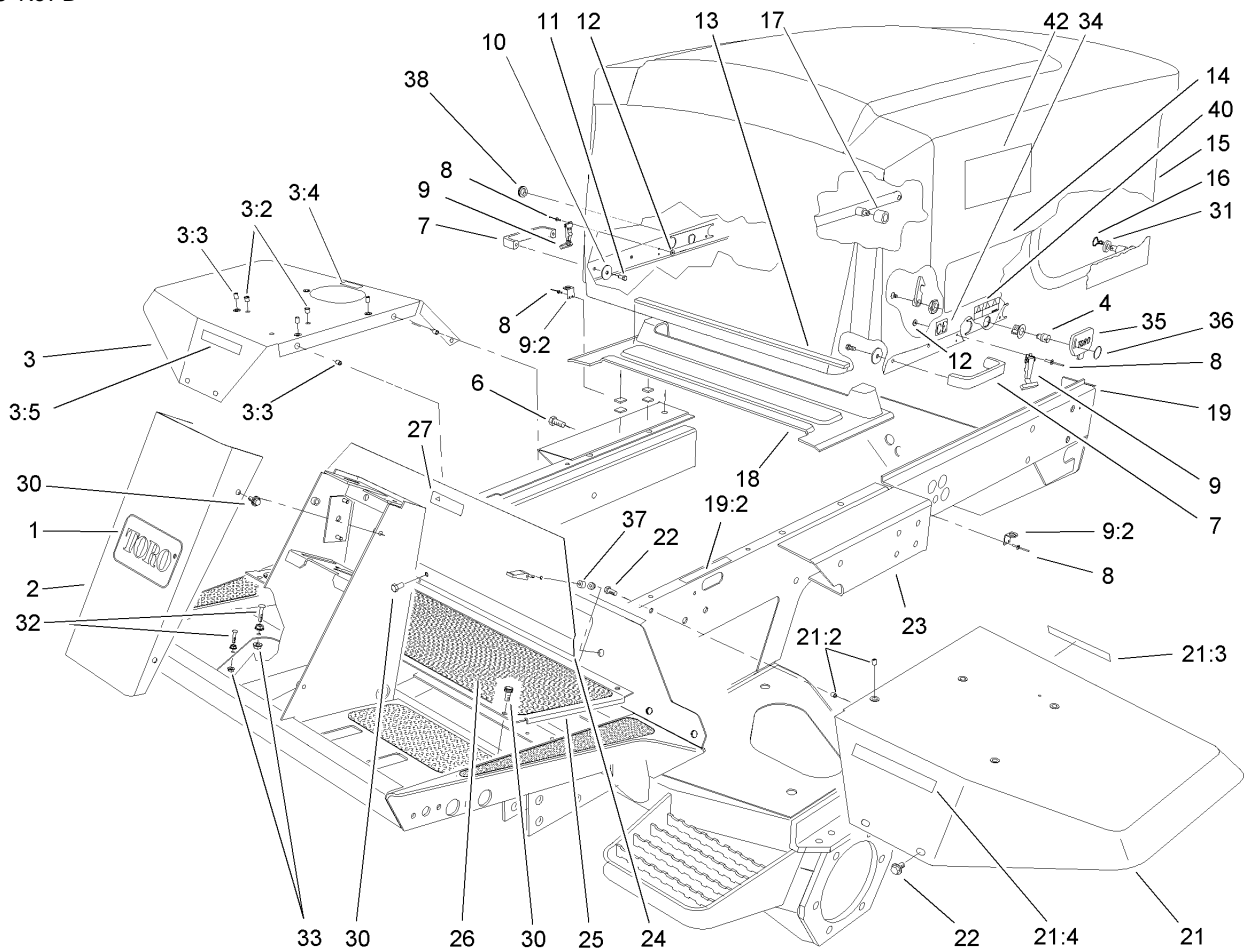
Part descriptions in this catalog may include the following abbreviations.

AR. ....	as required	HYD. ....	hydraulic
ASM. ....	assembly	LH. ....	left hand
BBC. ....	blade brake clutch	NI. ....	nylon insert
CARR. ....	carriage	NPTF. ....	national pipe thread fine
DEG. ....	degrees	PFH. ....	phillips flat head
EXT. ....	external	PPH. ....	phillips pan head
FH. ....	flat head	PPHTF. ....	phillips pan head thread forming
GA. ....	gauge	PRH. ....	phillips round head
HD. ....	heavy-duty	PTH. ....	phillips truss head
HF. ....	hex flange	PTO. ....	power-take-off
HH. ....	hex head	RH. ....	right hand
HHF. ....	hex head flange	ROPS. ....	roll-over protection system
HHFTF. ....	hex head flange thread forming	SFH. ....	slotted fillister head
HJ. ....	hex jam	SHH. ....	slotted hex head
HLH. ....	hex lag head	SHWH. ....	slotted hex washer head
HOC. ....	height-of-cut	SPH. ....	slotted pan head
HSBH. ....	hex socket button head	SQH. ....	square head
HSFH. ....	hex socket flat head	SRH. ....	slotted round head
HSH. ....	hex socket head	STD. ....	standard
HWH. ....	hex washer head	TAP. ....	self tapping
HWHTF. ....	hex washer head thread forming	TTH. ....	torx truss head

## Footnotes

❶ Not illustrated

❷ Not serviced separately



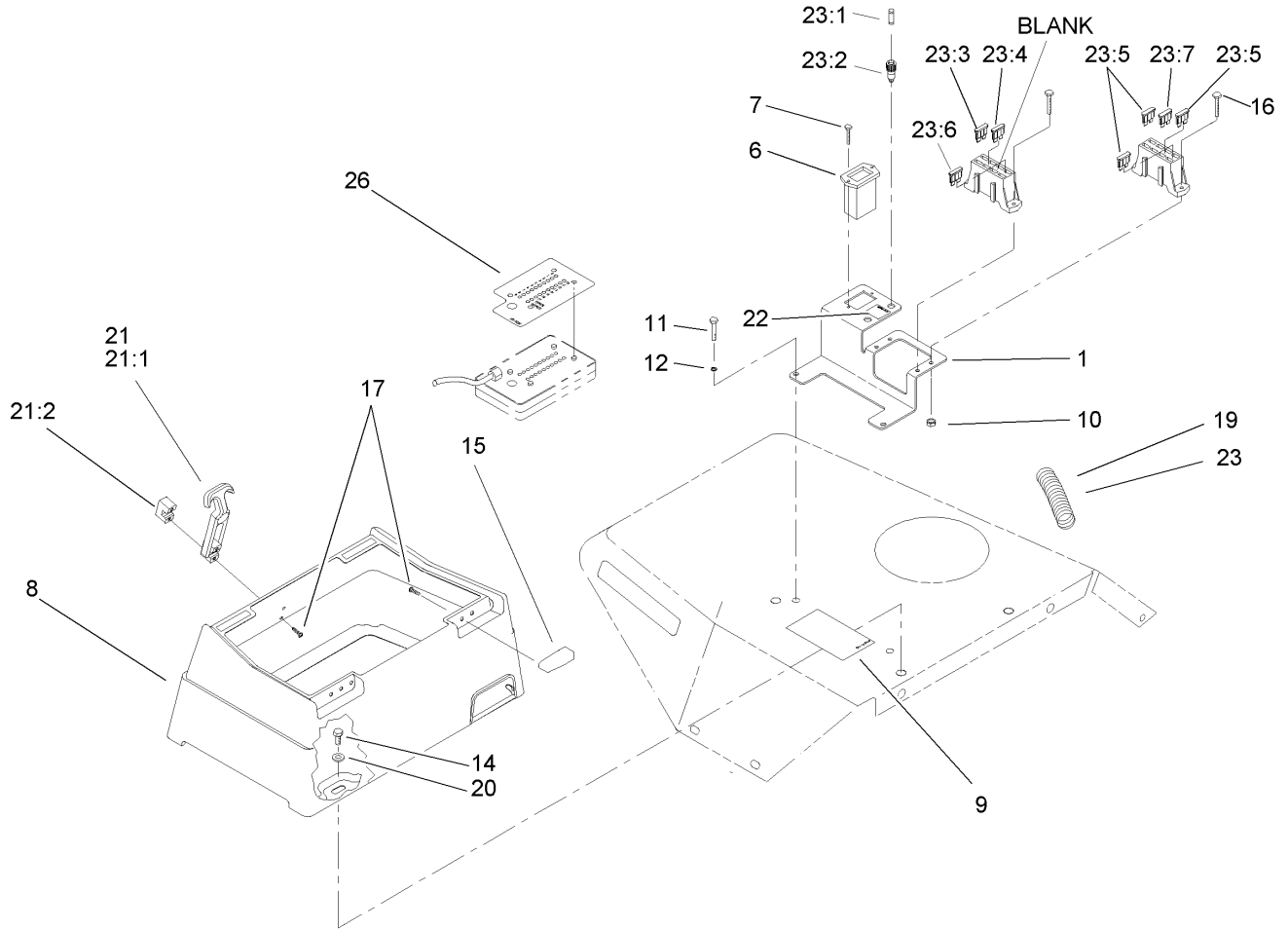
## Frame and Body Assembly

Ref	Part No.	Qty.	Description
1	62-5550	1	Decal
2	93-7996-01	1	Cover-Tower
3	106-5950	1	RH Fender ASM
3:2	32148-6	2	Insert-Nut
3:3	32148-7	5	Nut-Insert
3:4	93-6686	1	Decal-Oil, HYD
3:5	93-6689	1	Decal-No Riders
4	105-3301	1	Latch ASM
6	3234-38	12	Screw-HHF
7	65-5100	2	Handle-Door
8	3269-8	8	Rivet-Blind
9	59-9740	2	Flex Draw Latch ASM
9:2	249-40	1	Keeper
10	3256-78	4	Washer-Flat
11	46-8091	4	Screw-HWH
12	3269-10	4	Washer-Back
13	92-7633	1	Bumper-Hood
14	106-7064	2	Decal
15	105-0130	1	Hood
16	3290-467	2	Pin-Hair
17	93-7582	1	Hose
18	94-2617	1	Pump Cover ASM
19	110-4125	1	Rear Frame ASM
19:2	115-2047	1	Decal-Surface, Hot

Ref	Part No.	Qty.	Description
21	106-5951	1	LH Fender ASM
21:2	32148-7	6	Nut-Insert
21:3	93-6680	1	Decal-Diesel
21:4	93-6689	1	Decal-No Riders
22	3234-14	10	Screw-HHF
23	108-4407	1	Front Frame ASM
24	75-1390-01	1	Cover-Access, Front
25	75-1410-01	1	Plate-Access, Floor
26	75-0630	1	Tread-Foot, Center
27	93-9425	1	Decal-Danger
30	3234-7	9	Screw-HHF
31	66-6480	2	Washer
32	3274-83	2	Screw-HSH
33	32128-20	4	Nut-HF
34	93-7252	1	Decal-Ce Mark
35	99-8970	1	Key-Latch, Hood
36	98-9321	1	Ring-Key
37	74-5950	2	Latch-Swell
38	104-1453	1	Grommet
40	106-6754	1	Decal-Danger
42	66-6140	2	Decal



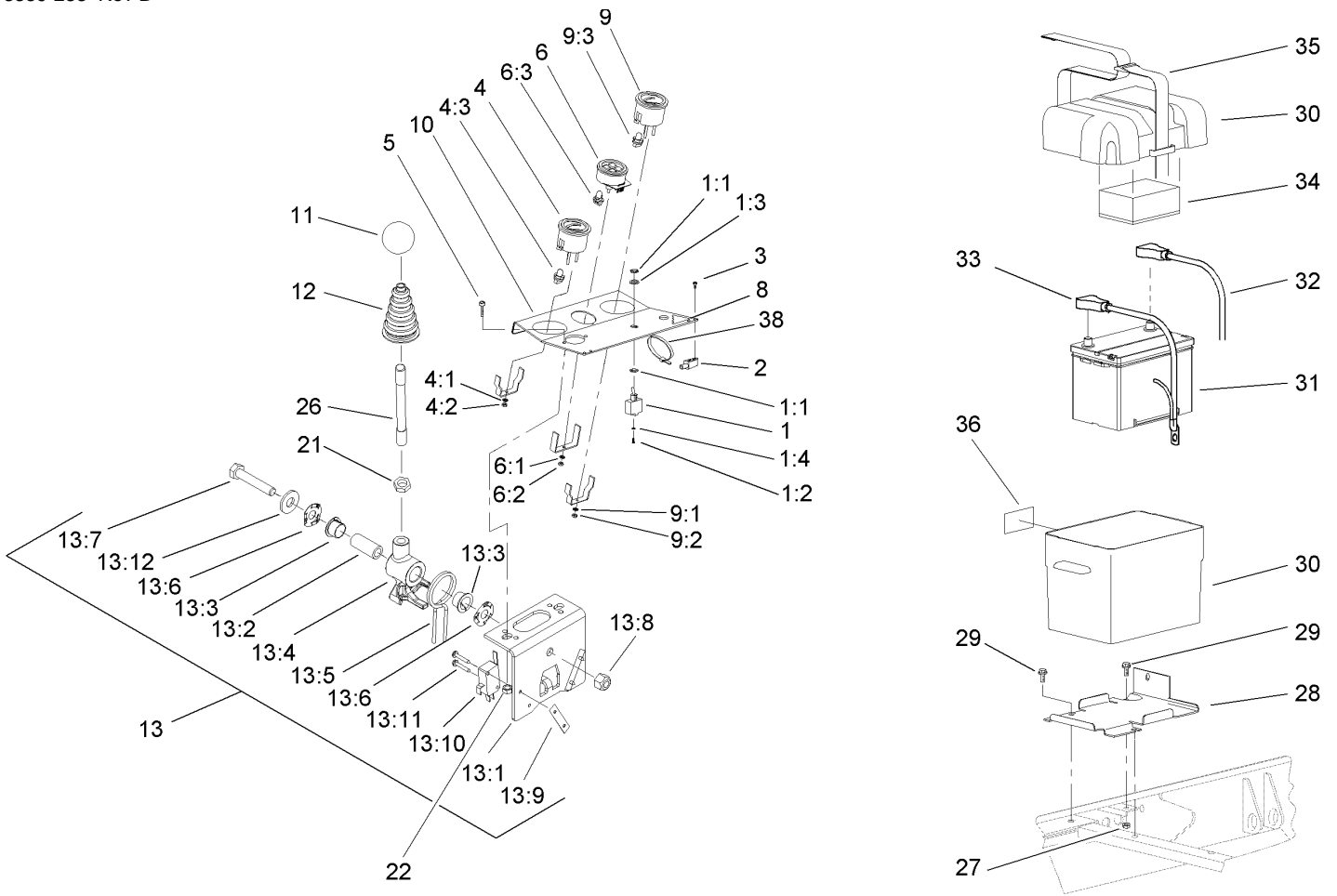




## Control Console Assembly

Ref	Part No.	Qty.	Description
1	105-0137-03	1	Bracket-Block, Fuse
6	75-6820	1	Hourmeter
7	32144-18	2	Screw-HH
8	104-0027	1	Box-Control
9	104-5229	1	Decal-Fuses, Ce
10	3296-2	4	Nut-Lock
11	321-4	2	Screw-HH
12	3253-3	2	Washer-Lock
14	322-4	3	Screw-HH
15	104-1497	2	Hinge-Receiver
16	32105-13	4	Screw-HWH
17	32144-1	6	Screw-Taptite
19	94-6343	1	Decal-Identification, Wire
20	3256-3	3	Washer-Flat
21	94-5626	1	Latch-Draw, Flexible
21:1	103-4080	1	Latch-Rubber
21:2	103-4081	1	Latch-Keeper
22	104-9298	1	Decal-Controller
23	105-0119	1	Harness-Wire, Console
23:1	219-19	1	Lamp-Green
23:2	85-4491	1	Light-Indicator (Includes Lamp)
23:3	94-9157	1	Fuse-Blade, 4 Amp
23:4	114241	1	Fuse-7.5 Amp
23:5	218-578	3	Fuse-10 Amp

Ref	Part No.	Qty.	Description
23:6	109355	1	Fuse-15 Amp
23:7	109101	1	Fuse-20 Amp
26	105-9267	1	Decal-Diagnostic, Control

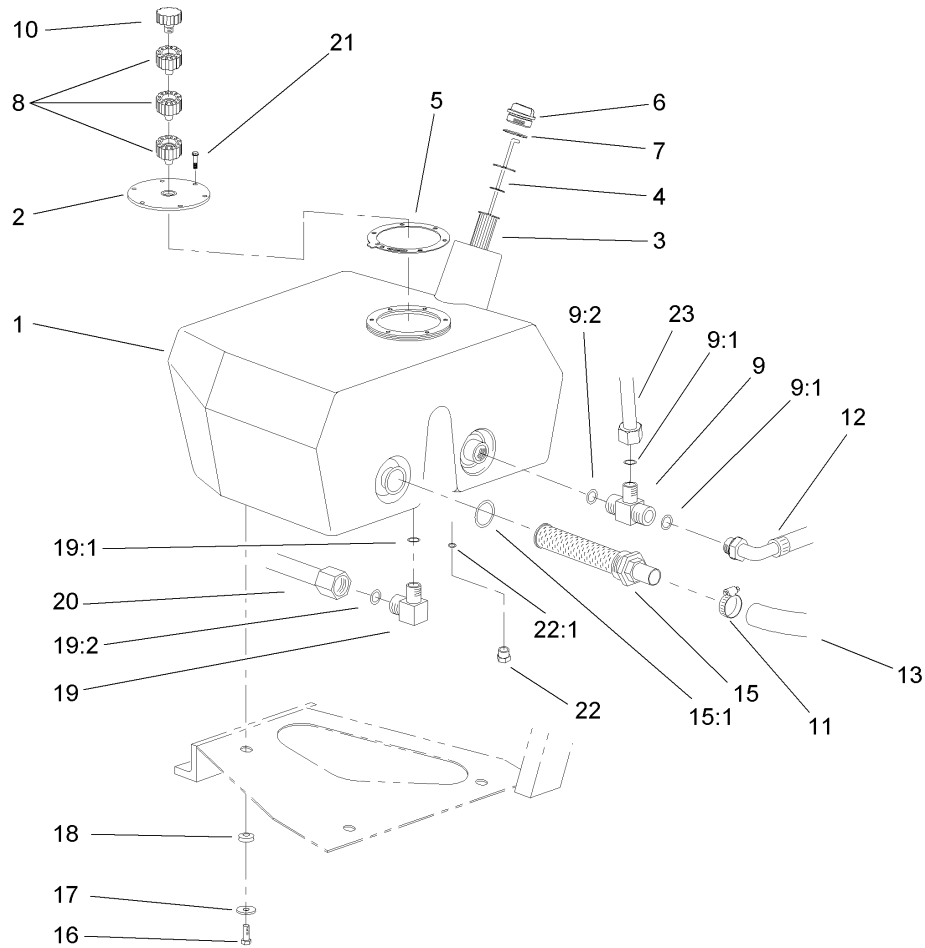


## Control Console and Battery Assembly

Ref	Part No.	Qty.	Description
1	99-8352	1	Switch-Backlap, Master
1:1	218-498	2	Nut-Lock
1:2	218-588	3	Screw
1:3	218-589	1	Washer
1:4	3253-19	3	Washer-Lock
2	104-1496	2	Hinge-Pin
3	32144-1	4	Screw-Taptite
4	98-9339	1	Gauge-Fuel
4:1	3254-1	3	Washer-Lock, Int
4:2	3217-27	3	Nut-Hex
4:3	105-9265	1	Bulb And Lamp ASM
5	3258-166	2	Screw-PRH
6	112-6561	1	Warning Light ASM
6:1	3254-1	1	Washer-Lock, Int
6:2	3217-27	1	Nut-Hex
6:3	105-9264	4	Bulb And Lamp ASM
8	104-9296	1	Decal-Control
9	98-9308	1	Gauge-Temperature
9:1	3254-1	3	Washer-Lock, Int
9:2	3217-27	3	Nut-Hex
9:3	105-9265	1	Bulb And Lamp ASM
10	104-9251-03	1	Plate-Instrument
11	233-42	1	Knob
12	93-5961	1	Boot-Lever

Ref	Part No.	Qty.	Description
13	106-4167	1	Joystick Bracket ASM
13:1	106-4168-03	1	Bracket-Joystick
13:2	106-4192	1	Spacer
13:3	93-5547	2	Bushing-Nylon
13:4	105-7507	1	Hub-Pivot, Joystick
13:5	105-8289	1	Spring-Torsion
13:6	106-4193	2	Washer-Finger, Spring
13:7	322-9	1	Screw-HH
13:8	3296-29	1	Nut-Lock, NI
13:9	3290-354	2	Nut-Speed
13:10	108-6496	2	Switch ASM (W/Boot)
13:11	95-3003	4	Screw-HH
13:12	3256-3	1	Washer-Flat
21	3218-3	1	Nut-Jam
22	32128-33	2	Nut-HF
26	105-7508	1	Lever-Joystick
27	3296-29	1	Nut-Lock, NI
28	93-7974-03	1	Plate-Box, Battery
29	3234-5	3	Screw-HHF
30	93-7595	1	Battery Box ASM
31	106-5190	1	Battery
32	105-0114	1	Cable-Battery, Positive
33	105-0115	1	Cable-Battery, Negative
34	93-7968	1	Pad-Foam

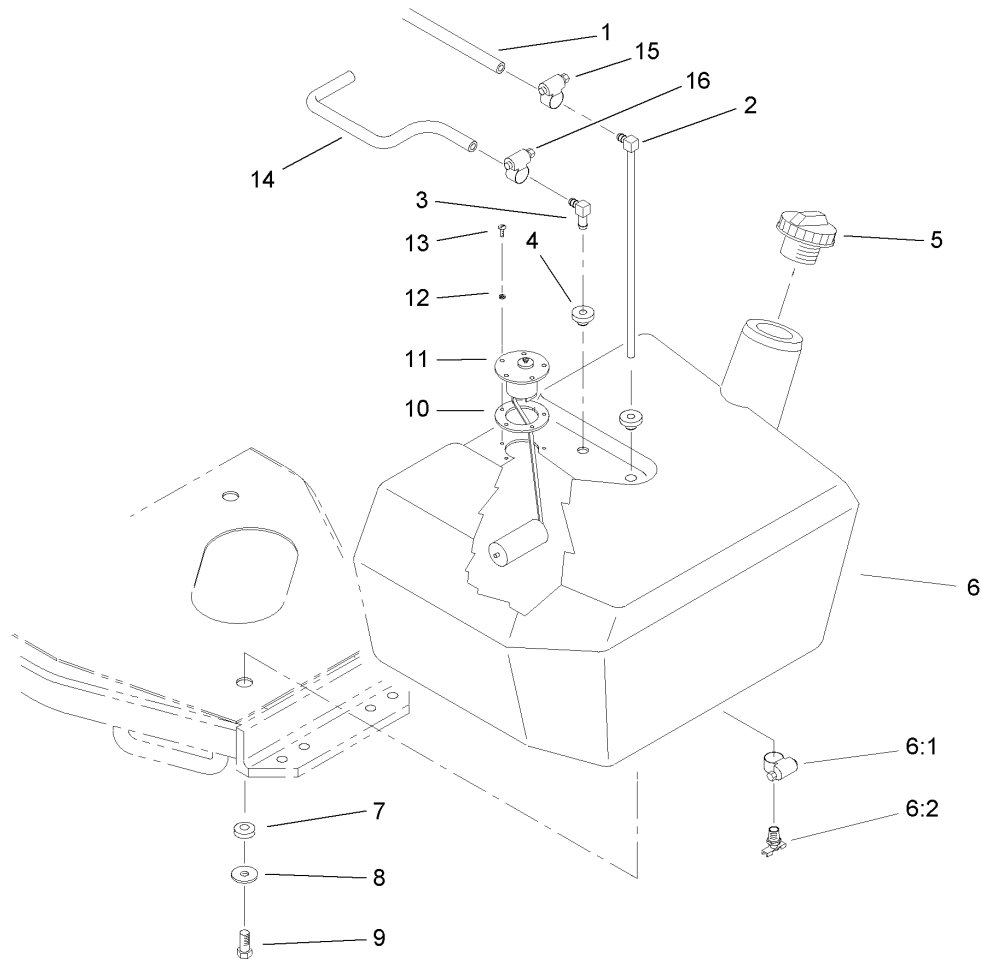




## Hydraulic Filter and Reservoir Assembly

Ref	Part No.	Qty.	Description
1	104-9254	1	Tank-Oil
2	99-2580	1	Cover-Tank
3	61-2790	1	Filter-Screen
4	75-3710	1	Dipstick
5	93-7499	1	Gasket
6	93-7498	1	Plug-Plastic
7	94-8166	1	O-Ring
8	92-8020	3	Adapter-Breather
9	104-3795	1	Fitting-HYD, Tee
9:1	340-65	2	O-Ring
9:2	237-146	1	O-Ring
10	68-6150	1	Breather
11	2412-111	1	Clamp
12	104-3790	1	Pump Return Hose ASM
13	104-3792	1	Hose-Suction
15	105-0131	1	Strainer-Tank, Oil
15:1	340-136	1	O-Ring
16	33105-025	3	Screw-HHF
17	63-8410	3	Washer
18	240-11	3	Bushing-Flange
19	340-98	1	Fitting-HYD, 90 DEG
19:1	237-79	1	O-Ring
19:2	237-30	1	O-Ring
20	92-7478	1	RH Motor Tube ASM

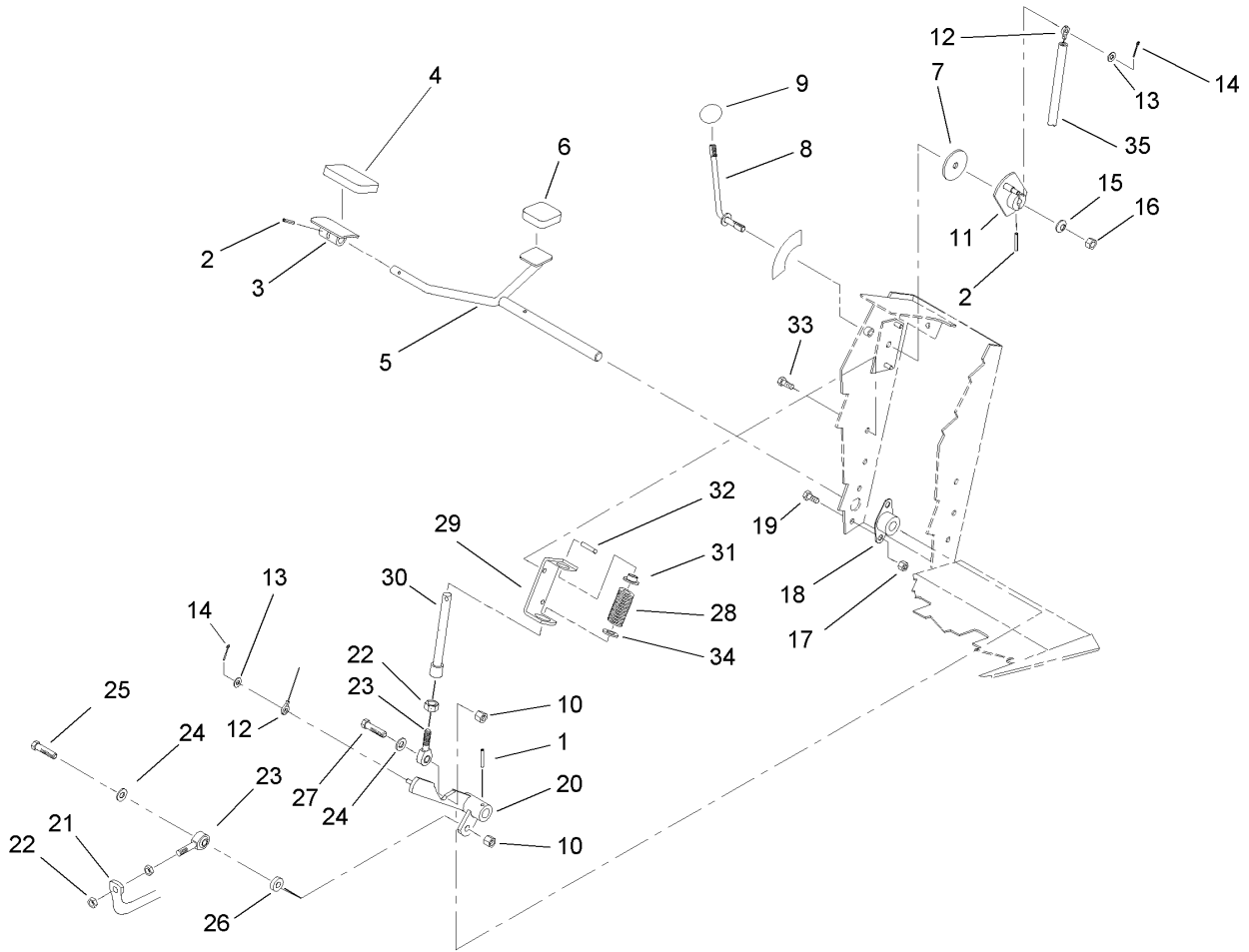
Ref	Part No.	Qty.	Description
21	33104-020	6	Screw-HHF
22	353-508	1	Plug
22:1	237-42	1	O-Ring
23	104-3748	1	HYD Tank Tube ASM
23:1	340-65	1	O-Ring



## Fuel Tank Assembly

Ref	Part No.	Qty.	Description
1	115-2038	1	Hose-Fuel
2	110-9689	1	Pipe-Stand
3	104-5228	1	Fitting-Elbow
4	46-6560	2	Bushing
5	115-3002	1	Cap-Biodiesel
6	105-7949	1	Tank-Fuel
6:1	2412-36	1	Clamp-Hose
6:2	304-46	1	Draincock
7	240-11	3	Bushing-Flange
8	63-8410	3	Washer
9	33105-025	3	Screw-HHF
10	62-7650	1	Gasket
11	63-7640	1	Sender-Fuel
12	3253-15	5	Washer-Lock
13	32122-24	5	Screw-PTH
14	110-4102	1	Hose-Fuel
15	92-2379	1	Clamp-Hose
16	2412-80	1	Clamp-Line, Fuel

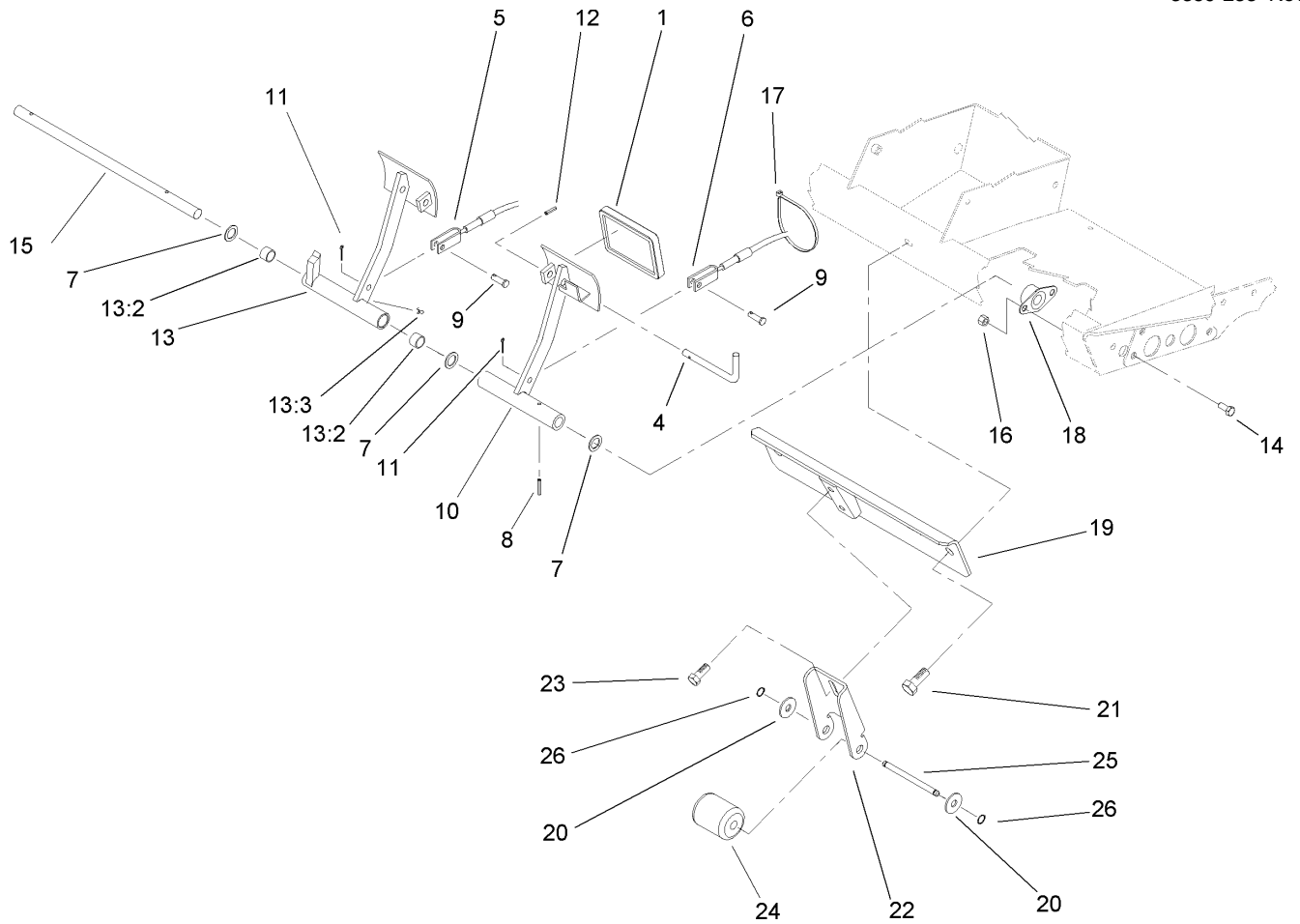
--	--	--	--



### Traction Pedal Assembly

Ref	Part No.	Qty.	Description
1	32121-6	1	Pin-Roll, Slotted
2	32121-45	2	Pin-Spring
3	49-6440-03	1	Pedal-Forward
4	74-9100	1	Pad-Pedal, Forward
5	75-2970	1	Pedal-Traction
6	74-9110	1	Pad-Pedal, Reverse
7	75-6550	1	Disc-Friction
8	75-6490	1	Lever ASM
9	233-42	1	Knob
10	3296-59	2	Nut-Lock, NI
11	112-5084	1	Bracket-Lever
12	75-6580	1	Cable-Pedal
13	3256-22	2	Washer-Flat
14	3272-2	2	Pin-Cotter
15	3290-461	1	Washer-Spring
16	3296-59	1	Nut-Lock, NI
17	32128-20	4	Nut-HF
18	256-236	2	Bearing-Mount, Flange
19	322-3	4	Screw-HH
20	75-3270-03	1	Hub-Pivot, Traction
21	100-3893-03	1	Tube-Control, Pump
22	3220-3	3	Nut-HJ
23	2411-36	2	Bearing-End, Rod
24	3256-24	2	Washer-Flat

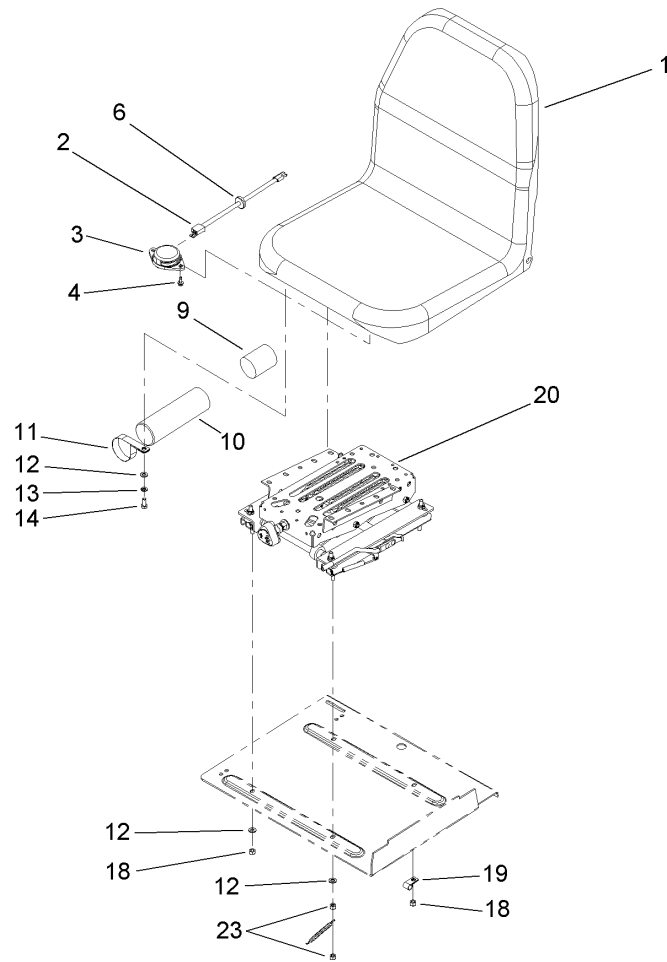
Ref	Part No.	Qty.	Description
25	323-8	1	Screw-HH
26	5-0652	1	Spacer
27	323-29	1	Screw-HH
28	60-5700	1	Spring
29	92-7608-03	1	Bracket-Spring
30	92-7609	1	Shaft-Spring
31	92-7610	1	Retainer-Spring
32	32121-11	1	Pin-Roll
33	32144-14	2	Screw-HWHTF
34	3256-5	1	Washer-Flat
35	95-7151	1	Tube-Convoluted



## Brake Pedal Assembly

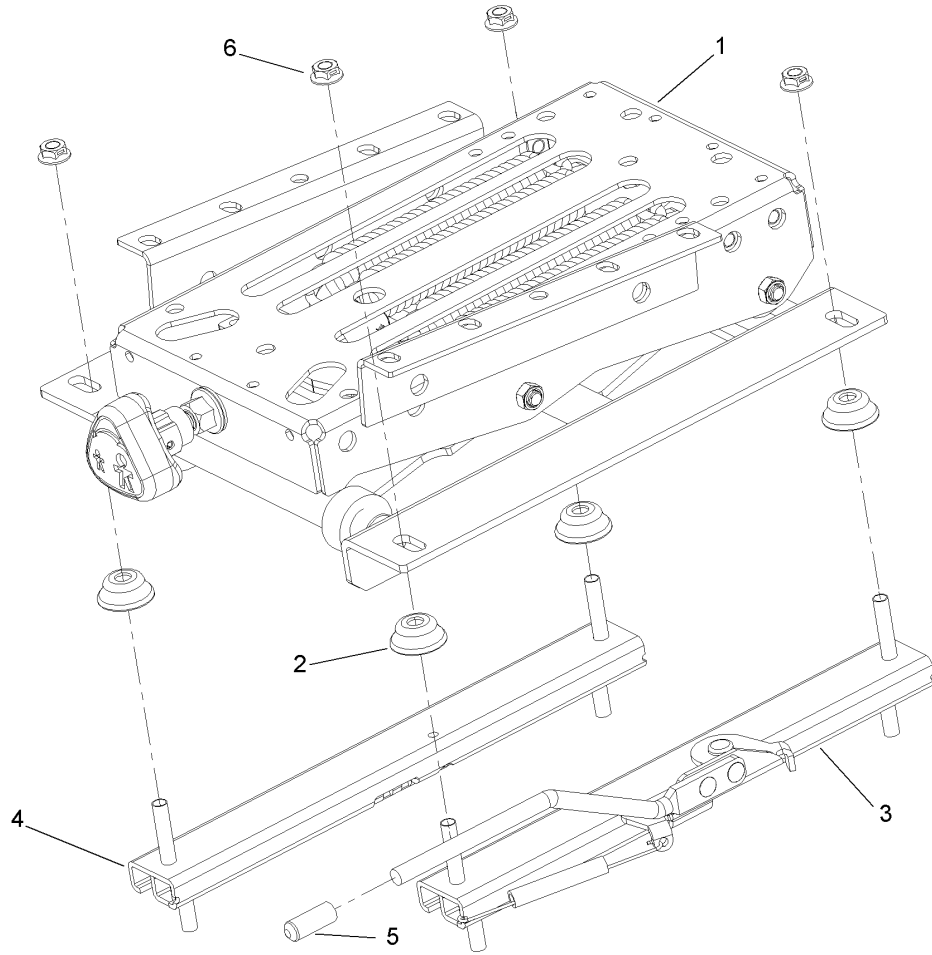
Ref	Part No.	Qty.	Description
1	93-8742	2	Footpad-Brake
4	63-7880	1	Pin-Latch, Brake
5	92-7530	1	LH Brake Cable ASM
6	92-7529	1	RH Brake Cable ASM
7	3256-69	3	Washer-Flat
8	32121-16	1	Pin-Spring
9	283-58	2	Pin-Clevis
10	75-1440-03	1	LH Brake Pedal ASM
11	3272-10	2	Pin-Cotter
12	32121-50	1	Pin-Spring
13	75-1430	1	Pedal-Brake, RH
13:2	256-42	2	Bushing
13:3	302-5	1	Fitting-Grease
14	322-3	4	Screw-HH
15	75-1470	1	Pin-Pivot, Brake
16	32128-20	4	Nut-HF
17	3290-378	1	Tie-Cable
18	256-236	2	Bearing-Mount, Flange
19	105-0138-03	1	Stabilizer
20	3256-26	2	Washer-Flat
21	3234-38	2	Screw-HHF
22	108-6706-03	1	Bracket-Tipper
23	3234-1	2	Screw-HHF
24	108-6707	1	Roller-Reel

Ref	Part No.	Qty.	Description
25	108-6705	1	Pin-Roller
26	32151-61	2	Ring-Retaining



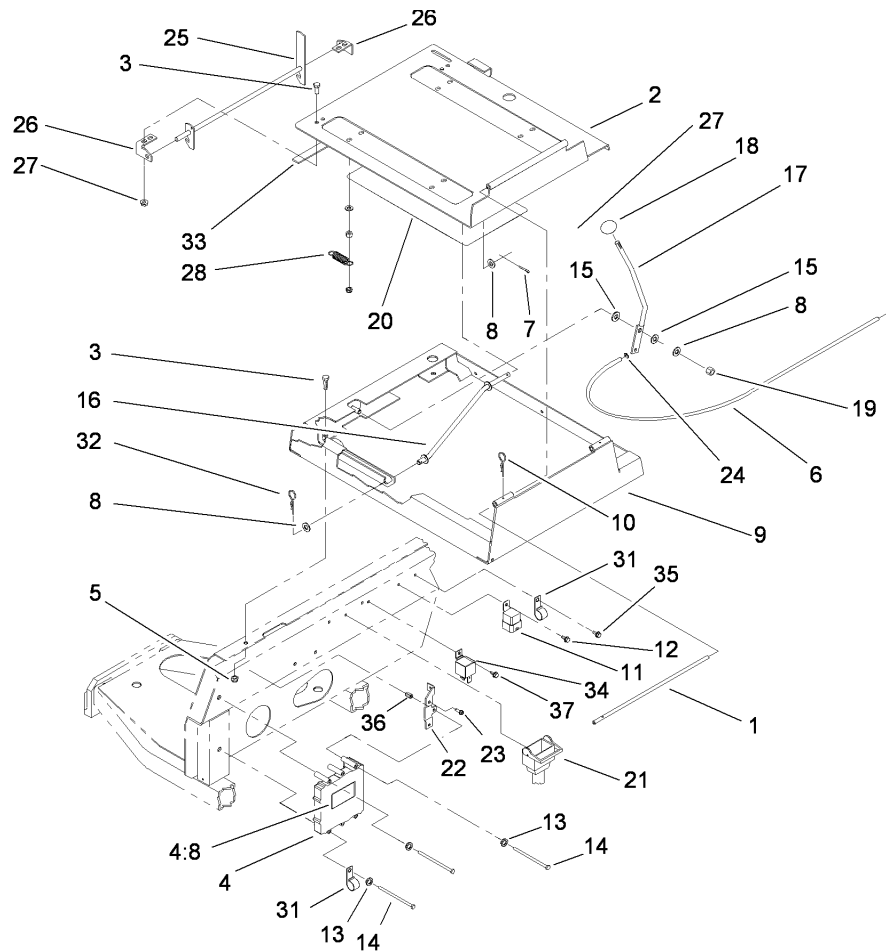
## Seat and Suspension Assembly

Ref	Part No.	Qty.	Description				
1	104-4620	1	Seat				
2	106-7090	1	Harness-Wire, Seat Switch				
3	112-6566	1	Switch-Seat				
4	32144-10	2	Screw-HWH				
6	240-5	1	Grommet-Rubber				
9	104-7048	1	Cap-Housing				
10	104-7050	1	Housing-Manual				
11	2412-133	2	R-Clamp				
12	3256-23	8	Washer-Flat				
13	3253-4	4	Washer-Lock				
14	322-3	4	Screw-HH				
18	3296-29	3	Nut-Lock, NI				
19	2412-93	1	Clamp-R				
20	110-9730	1	Seat Suspension ASM				
23	3296-47	3	Nut-Lock, NI				



## Seat Suspension Assembly No. 110-9730

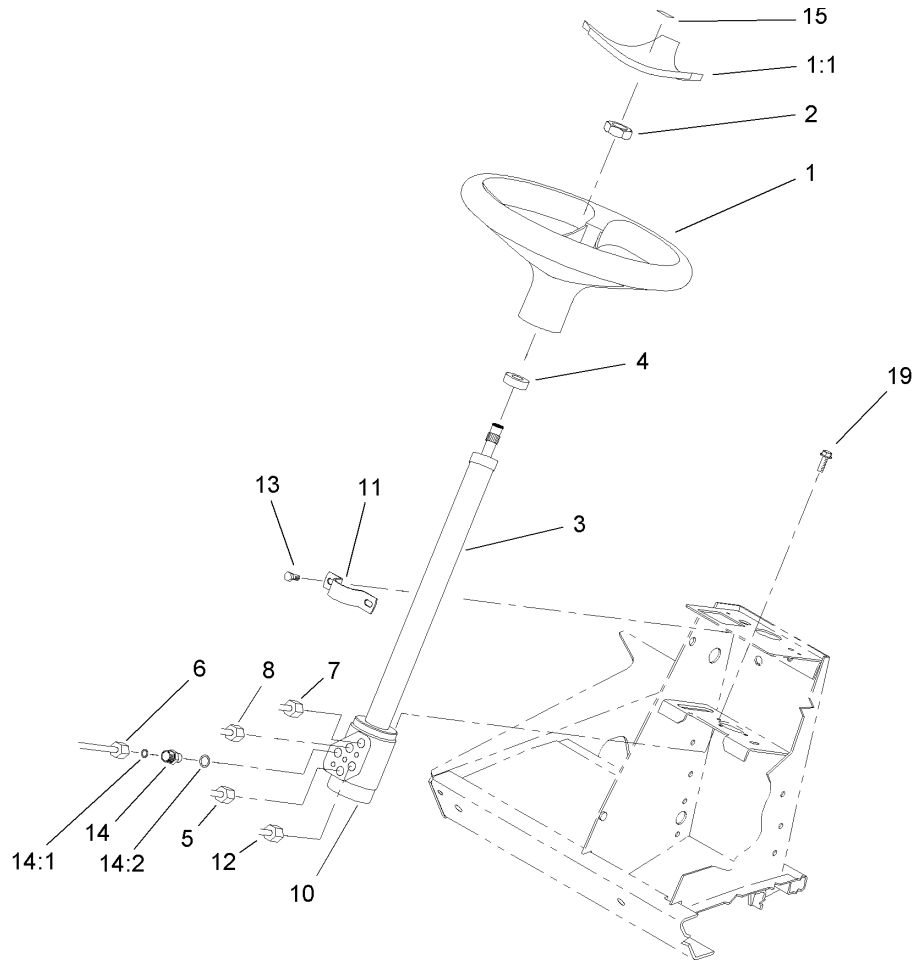
Ref	Part No.	Qty.	Description
1	110-9737	1	Suspension-Seat
2	108-6704	4	Spacer-Suspension
3	108-6702	1	Adjuster-Seat, W/Handle
4	108-6703	1	Adjuster-Seat
5	75-3570	1	Tip-Vinyl
6	32128-25	4	Nut-HF

## Seat Frame and Throttle Assembly

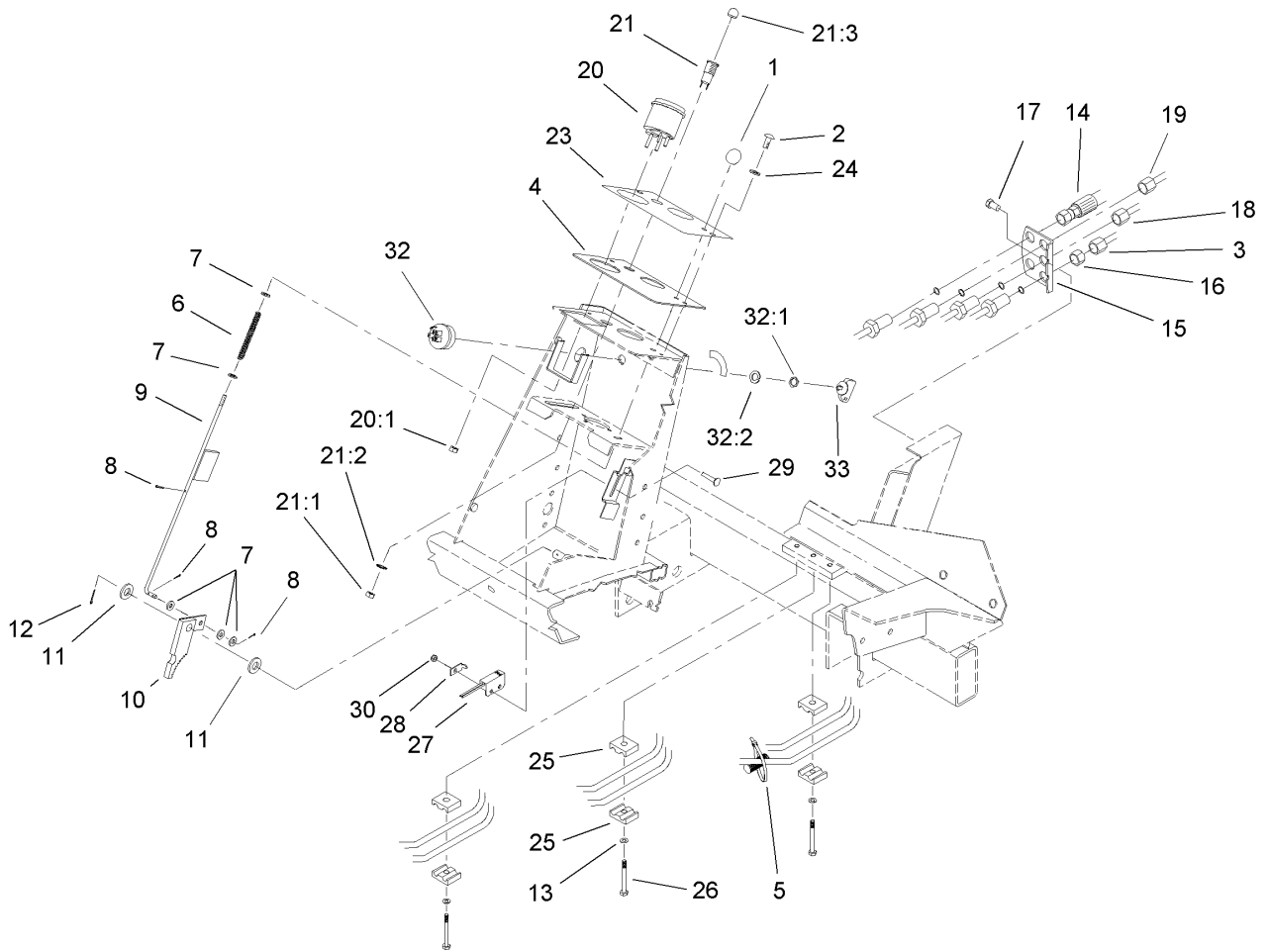
Ref	Part No.	Qty.	Description
1	75-3400	1	Shaft-Pivot, Seat
2	110-0453-03	1	Seat Plate ASM
3	322-3	8	Screw-HH
4	92-5720	1	Controller
4:8	93-8053	1	Decal
5	3296-29	4	Nut-Lock, NI
6	105-0102	1	Cable-Throttle
7	3272-10	1	Pin-Cotter
8	3256-24	3	Washer-Flat
9	98-2352-03	1	Frame-Seat
10	3290-467	1	Pin-Hair
11	70-1480	1	Relay
12	32144-10	1	Screw-HWH
13	3253-3	3	Washer-Lock
14	321-14	3	Screw-HH
15	66-2920	2	Washer-Friction
16	75-3680-03	1	Rod-Seat
17	93-7598	1	Lever-Throttle
18	233-42	1	Knob
19	3296-39	1	Nut-Lock, NI
20	115-2049	1	Decal-Solenoid Information, Ce
21	114-3976	1	Harness-Wire
22	106-7789-03	1	Bracket-Controller
23	49-2040	2	Screw-HWHTF

Ref	Part No.	Qty.	Description
24	52-5910	1	Ring-Retaining
25	98-2354-03	1	Latch-Seat
26	98-2353	2	Bracket-Latch, Seat
27	32128-25	4	Nut-HF
28	66-4190	1	Spring-Idler, Clutch
31	2412-150	2	Clip-J
32	3290-307	1	Pin-Hair
33	94-8146	1	Strip-Foam
34	99-7435	1	Relay-Power
35	32144-11	1	Screw-HWHTF
36	32148-6	1	Insert-Nut
37	32144-1	1	Screw-Taptite



## Steering Wheel Assembly

Ref	Part No.	Qty.	Description
1	98-1471	1	Wheel-Steering
1:1	98-1468	1	Cover-Wheel, Steering
2	107-2562	1	Nut-Hex
3	94-9951	1	Column-Steering
4	21-9260	1	Cover-Dust
5	94-3059	1	HYD Tube ASM
●5:1	237-22	1	O-Ring
6	104-3733	1	Front In Straight Tube ASM
●6:1	237-22	1	O-Ring
7	104-3737	1	Front Out Straight Tube ASM
8	94-3060	1	HYD Tube ASM
●8:1	237-22	1	O-Ring
10	114-5073	1	Steering Control ASM
10:1	108-1519	1	Seal Kit
11	75-2810	1	Bracket-Column, Steering
12	94-3071	1	HYD Tube ASM
●12:1	237-22	1	O-Ring
13	3234-7	2	Screw-HHF
14	340-2	5	Fitting-HYD, Straight
14:1	237-22	1	O-Ring
14:2	237-42	1	O-Ring
15	98-1459	1	Decal
19	33103-020	3	Screw-HHF

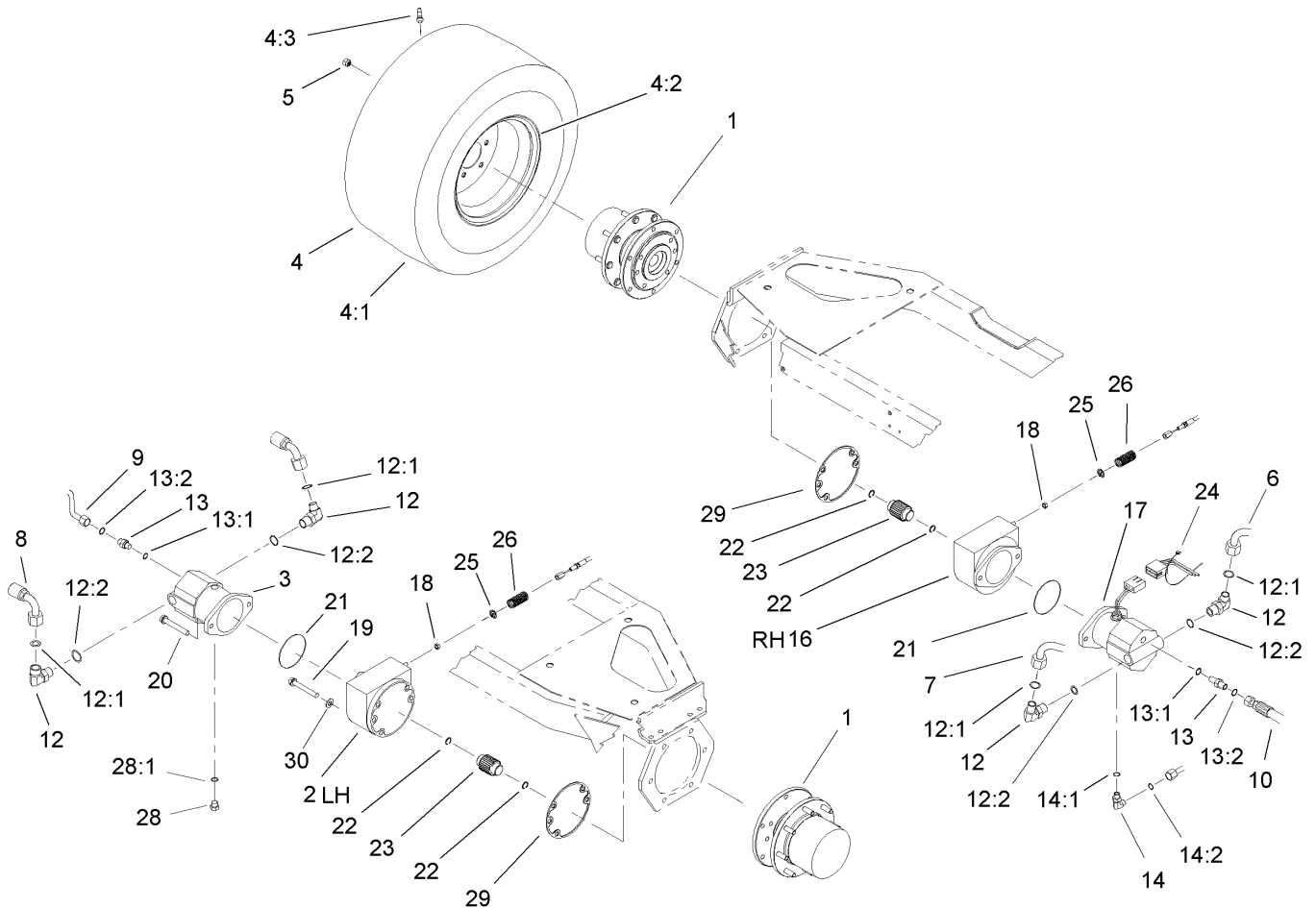



## Steering Tower Assembly

Ref	Part No.	Qty.	Description
1	233-17	1	Knob
2	87-6620	2	Screw
3	104-3738	1	HYD Tube ASM
①3:1	237-22	2	O-Ring
4	93-7998-03	1	Plate-Instrument
5	3290-379	1	Tie-Cable
6	95-1821-03	1	Spring-Compression
7	3256-22	5	Washer-Flat
8	3272-5	3	Pin-Cotter
9	104-1492	1	Rod ASM
10	63-7900-03	1	Rack ASM
11	3256-26	2	Washer-Flat
12	3272-10	1	Pin-Cotter
13	3256-23	3	Washer-Flat
14	105-7926	1	Steering Hose ASM
15	92-7606-03	1	Bracket-Bulkhead
16	340-70	4	Nut-Lock
17	32144-14	2	Screw-HWHTF
18	104-3745	1	RH Rear Straight Tube ASM
①18:1	237-22	1	O-Ring
19	104-3746	1	Rear In Straight Tube ASM
①19:1	237-22	1	O-Ring
20	105-3304	1	Speedometer
20:1	3296-1	4	Nut-Lock

Ref	Part No.	Qty.	Description
21	44-2210	1	Light-Indicator, Red
21:1	218-535	1	Nut-Hex
21:2	218-536	1	Washer-Lock
21:3	218-533	1	Lens
23	93-1263	1	Decal-Tower
24	3256-1	2	Washer-Flat
25	56-7973	6	Clamp-Tube
26	322-6	3	Screw-HH
27	100-1270	1	Switch-Proximity
28	100-4872	1	Plate-Switch, Neutral
29	3229-34	1	Bolt-CARR
30	3296-2	1	Nut-Lock
32	104-2541	1	Switch ASM
32:1	218-461	1	Nut-HH
32:2	3254-5	1	Washer-Tooth
33	63-8360	2	Key-Ignition

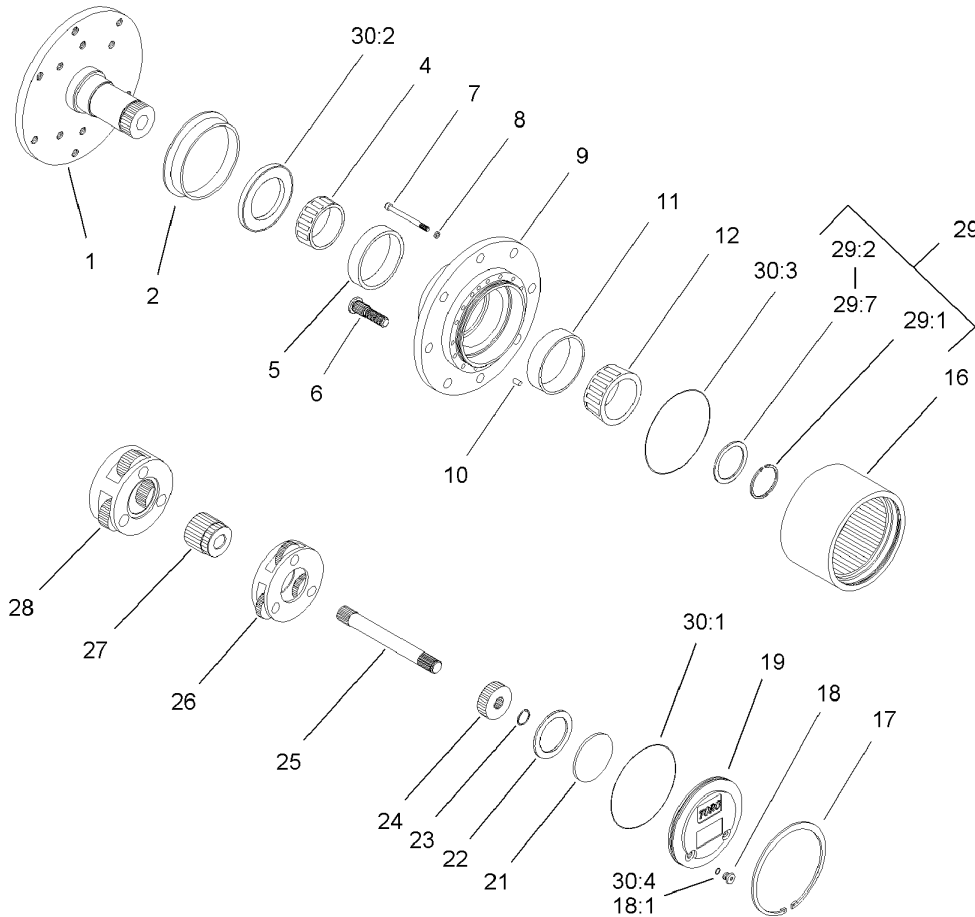




## Front Axle and Brake Assembly

Ref	Part No.	Qty.	Description
1	105-4500-03	2	Planetary ASM
2	100-3070-03	1	Brake ASM
3	92-7385	1	HYD Motor ASM
4		2	Wheel And Tire ASM
4:1	95-3465	1	Tire
4:2	95-3464	1	Rim
4:3	232-24	1	Stem-Valve
5	92-7483	16	Nut-Lug
6	92-7475	1	Traction Tube ASM
7	92-7476	1	Traction Tube ASM
8	92-7487	1	HYD Hose ASM
9	92-7477	1	Motor Drain Tube ASM
10	92-7488	1	HYD Hose ASM
12	340-142	4	Fitting-HYD, 90 DEG
12:1	237-58	1	O-Ring
12:2	237-81	1	O-Ring
13	340-5	2	Fitting-Straight
13:1	237-42	1	O-Ring
13:2	237-30	1	O-Ring
14	340-98	1	Fitting-HYD, 90 DEG
14:1	237-79	1	O-Ring
14:2	237-30	1	O-Ring
16	100-3069-03	1	Brake ASM
17	93-7476	1	HYD Motor ASM

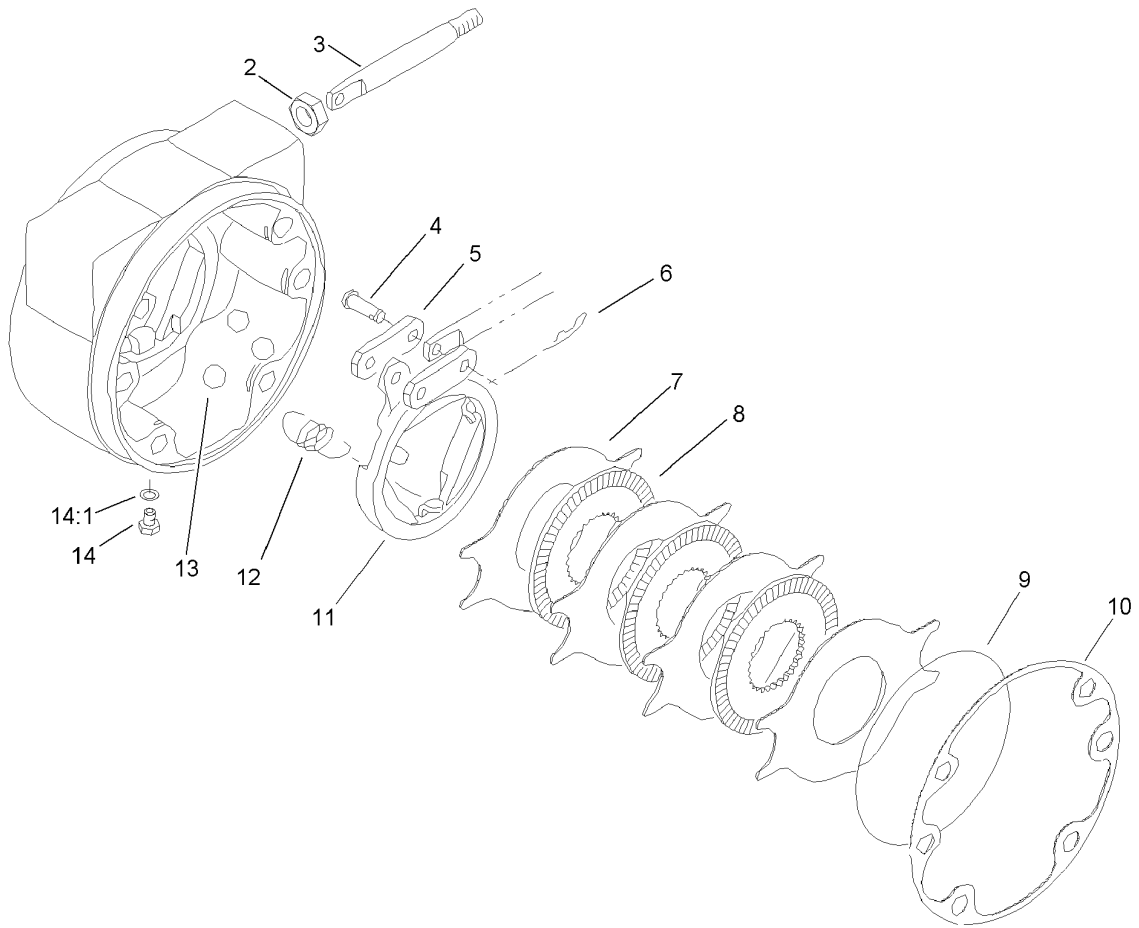
Ref	Part No.	Qty.	Description
18	3218-4	2	Nut-Jam
19	33106-090	8	Screw-HHF
20	33116-120	4	Screw-HH
21	237-166	2	O-Ring
22	93-7972	4	Ring-Retaining, Internal
23	100-3046	2	Shaft-Brake, Splined
24	3290-378	2	Tie-Cable
25	94-3050	2	Plate-Spring
26	94-3088	2	Spring-Compression
28	353-550	1	Plug-HYD, HH
28:1	237-79	1	O-Ring
29	93-7984	2	Gasket
30	3256-26	4	Washer-Flat



## Planetary Assembly No. 105-4500-03

Ref	Part No.	Qty.	Description
②1		1	Spindle
2	105-8122	1	Seal-Boot
4	105-8120	1	Bearing-Cone
5	105-8119	1	Bearing-Cup
6	105-8124	8	Stud-Wheel
7	105-8125	16	Bolt-Head, Socket
8	3253-18	16	Washer-Lock
②9		1	Housing
10	105-8121	1	Pin-Dowel
11	105-8117	1	Bearing-Cup
12	105-8118	1	Bearing-Cone
16	105-8113	1	Gear-Ring
17	105-8132	1	Ring-Retaining
18	353-990	2	Plug
18:1	237-78	1	O-Ring
19	105-8138	1	Cap-End
21	105-8133	1	Plug-Thrust
22	105-8123	1	Washer-Thrust
23	105-8131	1	Ring-Retaining
24	105-8114	1	Gear-Primary
25	105-8115	1	Shaft-Drive
26	105-8129	1	Primary Carrier ASM
27	105-8139	1	Gear-Secondary
28	105-8130	1	Secondary Carrier ASM

Ref	Part No.	Qty.	Description
29	105-8136	1	Shim Kit
②29:1		1	Ring-Snap
②29:2		1	Shim-Bearing, 2.9Mm
②29:3		1	Shim-Bearing, 2.8Mm
②29:4		1	Shim-Bearing, 2.7Mm
②29:5		1	Shim-Bearing, 2.6Mm
②29:6		1	Shim-Bearing, 2.5Mm
②29:7		1	Shim-Bearing, 2.4Mm
①30	105-8137	1	Seal Kit
②30:1		1	O Ring-Flange Cap
②30:2		1	Seal-Oil
②30:3		2	O Ring-End Cap
30:4	237-78	2	O-Ring



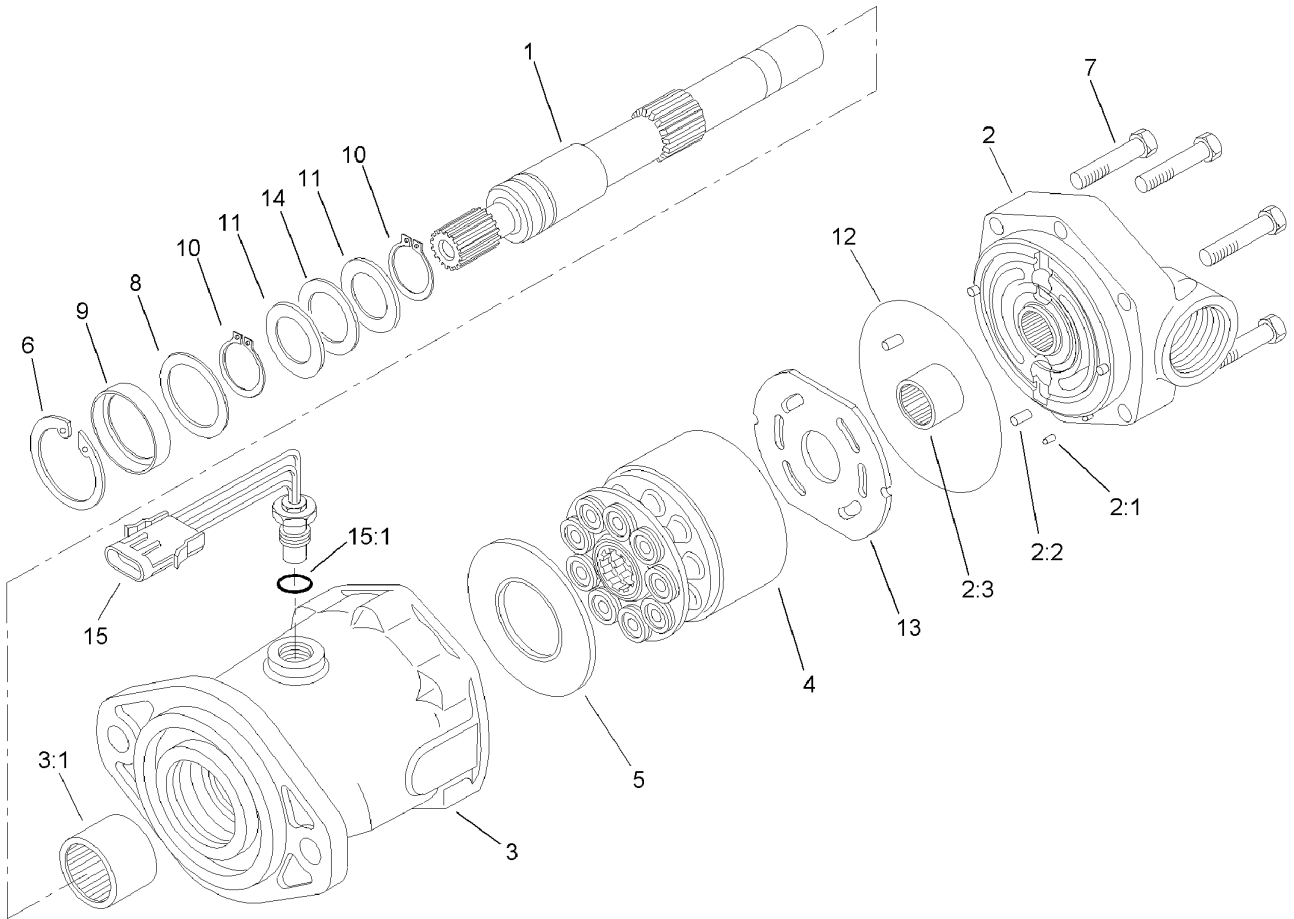
### Brake Assembly No. 100-3070-03

Ref	Part No.	Qty.	Description
2	93-7977	1	Seal
3	93-7978	1	Rod-Pull
4	93-7983	2	Pin-Clevis
5	93-7980	2	Link
6	93-7979	2	Pin-Hitch
7	93-7986	4	Disc-Stationary
8	104-4278	3	Disc-Rotating
9	93-7976	1	Ring-Retaining
10	93-7984	1	Gasket
11	104-4279	1	Actuator-Rotating
12	93-7987	3	Spring-Extension
13	93-7985	3	Ball
14	353-990	2	Plug
14:1	237-78	1	O-Ring

--	--	--	--

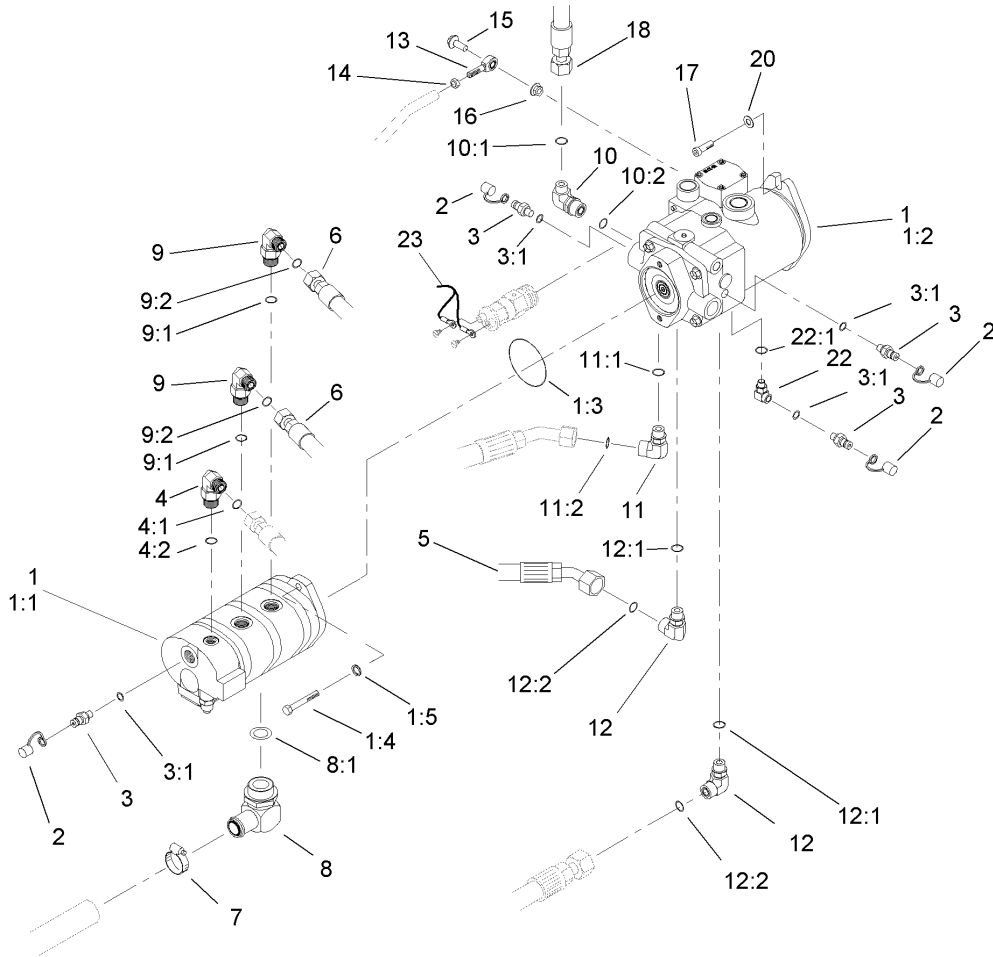






## Hydraulic Motor Assembly No. 93-7476

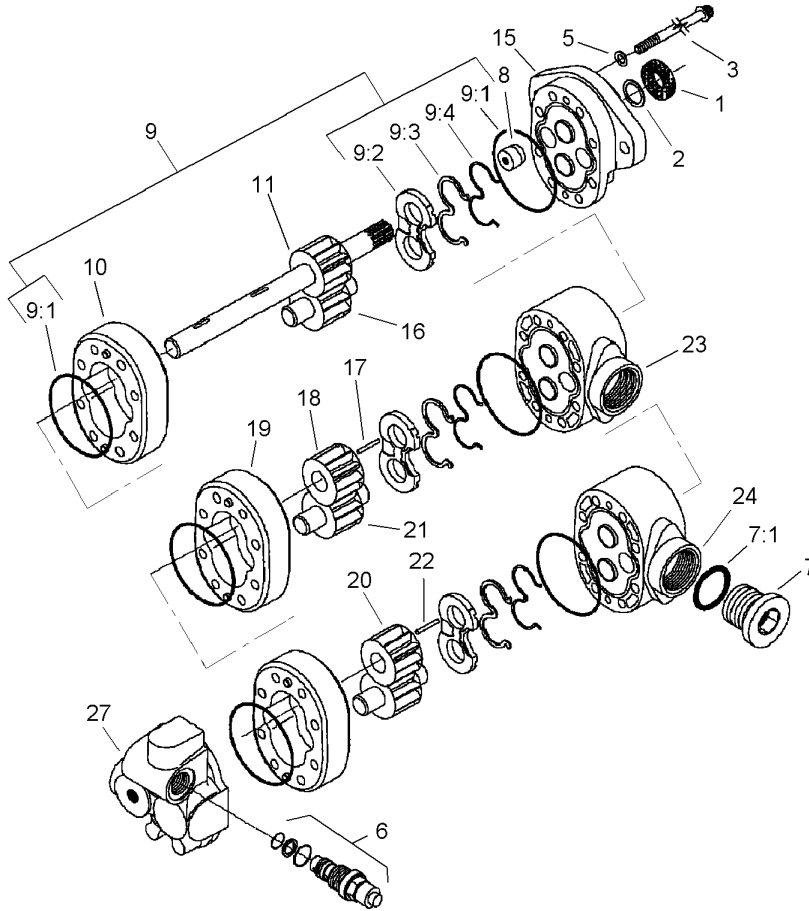
Ref	Part No.	Qty.	Description
1	94-3004	1	Shaft-Drive, Splined
2	94-3005	1	Backplate ASM
2:1		1	Pin-Dowel
2:2		3	Pin-Dowel
2:3		1	Bearing-Needle
3	94-3006	1	Housing ASM
3:1		1	Bearing-Needle
4	76-6910	1	Rotating Kit
5	76-6970	1	Insert-Plate, Cam
6	76-7010	1	Ring-Retaining
7	94-3002	6	Capscrew
8	60-6240	1	Washer
9	105-3331	1	Seal-Shaft
10	76-7000	2	Ring-Retaining
11	76-6950	2	Race-Thrust
12	76-6980	1	O-Ring
13	94-3003	1	Plate-Valve
14	76-6960	1	Bearing-Thrust
15	94-3010	1	Sensor-Speed, Pickup
15:1		1	Seal-Dust

## Hydraulic Pump Installation

Ref	Part No.	Qty.	Description
1		1	Pump ASM
1:1	105-3317	1	Pump-Gear
1:2	110-0006	1	Pump-Piston
1:3	60-3520	1	O-Ring
1:4	323-7	2	Screw-HH
1:5	105-9762	2	Washer
2	354-79	4	Cap-Dust
3	354-77	4	Fitting-Quick
3:1	237-78	1	O-Ring
4	340-77	1	Fitting-HYD, 90 DEG
4:1	237-22	1	O-Ring
4:2	237-42	1	O-Ring
5	105-7921	1	HYD Hose ASM
6	105-7927	2	HYD Hose ASM
7	2412-111	1	Clamp
8	92-7526	1	Fitting-HYD, 90 DEG
8:1	237-101	1	O-Ring
9	340-105	2	Fitting-HYD, 90 DEG
9:1	237-80	1	O-Ring
9:2	237-30	1	O-Ring
10	340-15	1	Fitting-HYD, 90 DEG
10:1	237-58	1	O-Ring
10:2	237-146	1	O-Ring
11	104-3796	1	Fitting-HYD, 90 DEG

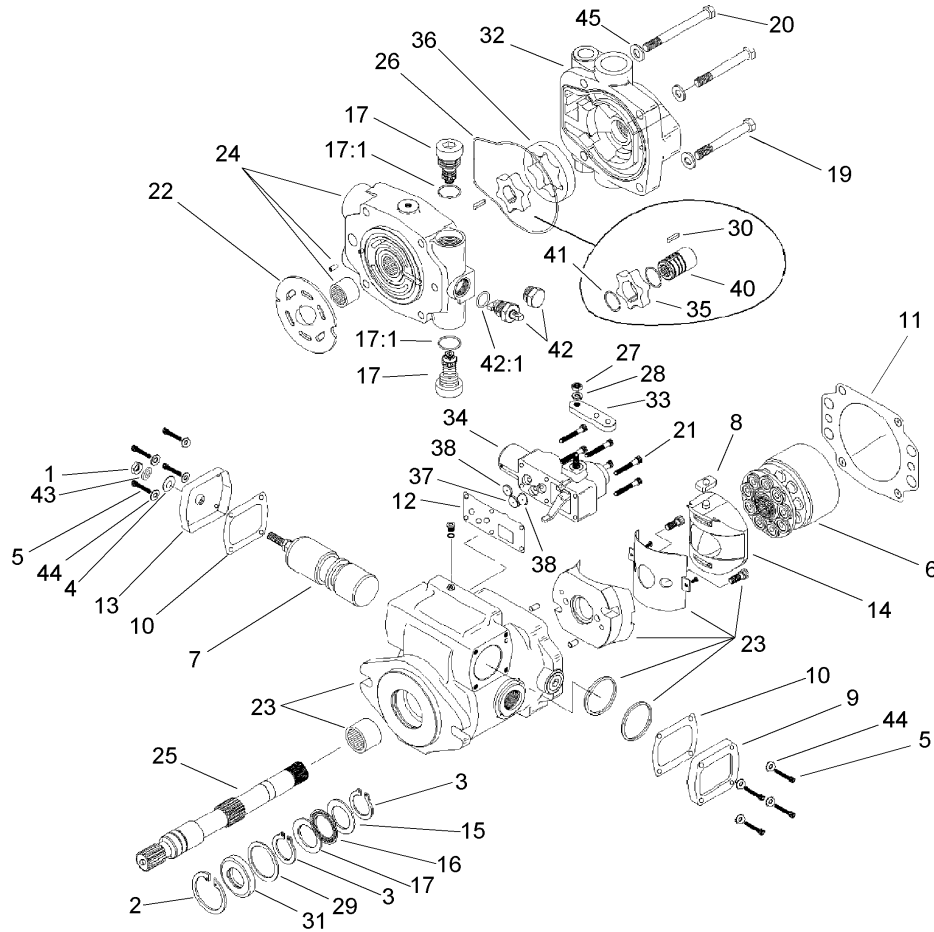
Ref	Part No.	Qty.	Description
11:1	237-81	1	O-Ring
11:2	340-65	1	O-Ring
12	340-129	2	Fitting-HYD, 90 DEG
12:1	237-146	1	O-Ring
12:2	340-65	1	O-Ring
13	2411-36	1	Bearing-End, Rod
14	3220-3	1	Nut-HJ
15	3234-11	1	Screw-HHF
16	3296-59	1	Nut-Lock, NI
17	325-6	2	Screw-HH
18	104-3789	1	Filter Hose ASM
20	87-7270	2	Washer-Thrust
22	75-6640	1	Fitting-HYD, Special
22:1	237-78	1	O-Ring
23	105-0122	1	Harness-Wire



### Gear Pump Assembly No. 105-3317

Ref	Part No.	Qty.	Description
1	49-2640	1	Seal-Shaft
2	60-5890	1	Washer
3	105-2898	8	Screw-Cap
5	74-8920	4	Washer-Copper
6	105-2891	1	Relief Valve ASM
7	94-3013	1	Plug
●7:1		1	Seal-Dust
8	94-3011	1	Plug
9	94-3015	1	Seal Kit
●9:1		3	Gasket-Back Up
●9:2		3	Seal-Balance
9:3	49-2640	1	Seal-Shaft
9:4	60-5890	1	Washer
●9:5		6	Seal-Dust
●9:6		1	Plug
●9:7		1	Seal-Dust
●9:8		3	Plate-Wear
●9:9		4	Washer
●10		1	Body
●11		1	Drive Gear ASM
●15		1	Front Plate ASM
●16		1	Gear-Idler
●17		1	Key
●18		1	Gear

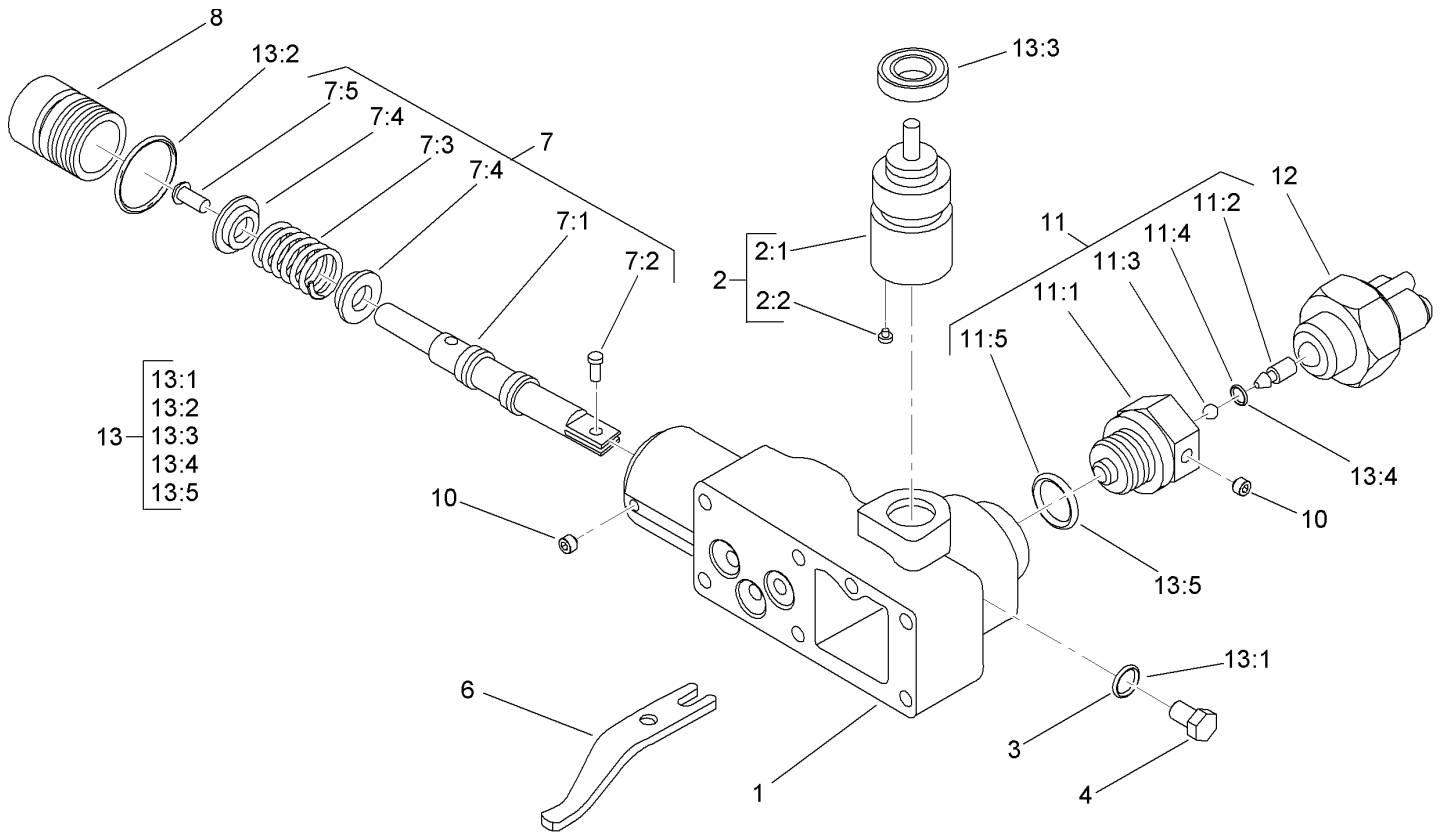
Ref	Part No.	Qty.	Description
●19		1	Body
●20		1	Gear
●21		1	Gear-Idler
●22		1	Key
●23		1	Plate-Adaptor
●24		1	Plate-Adaptor
●27		1	Body
●99	107-4328	1	Front Plate Kit



## Piston Pump Assembly No. 110-0006

Ref	Part No.	Qty.	Description
1	3220-2	1	Nut-Jam
2	60-6260	1	Ring
3	76-7000	2	Ring-Retaining
4	94-3027	1	Washer-Seal
5	93-6337	8	Screw
6	99-8701	1	Rotating Kit
7	105-4572	1	Servo Piston ASM
8	94-3032	1	Follower-Piston
9	94-3033	1	Plate-Cover
10	93-6339	2	Gasket
11	105-2900	1	Gasket-Housing
12	105-2901	1	Gasket-Housing, Control
13	105-9853	1	Plate-Cover
14	94-3026	1	Camplate ASM
15	76-6950	2	Race-Thrust
16	76-6960	1	Bearing-Thrust
17	105-2858	2	Valve-Relief
● 17:1		1	Seal-Dust
19	323-15	2	Screw-HH
20	323-16	2	Screw-HH
21	93-6324	6	Screw
22	105-2902	1	Plate-Valve
23	105-2903	1	Housing
24	105-8149	1	Endcover ASM

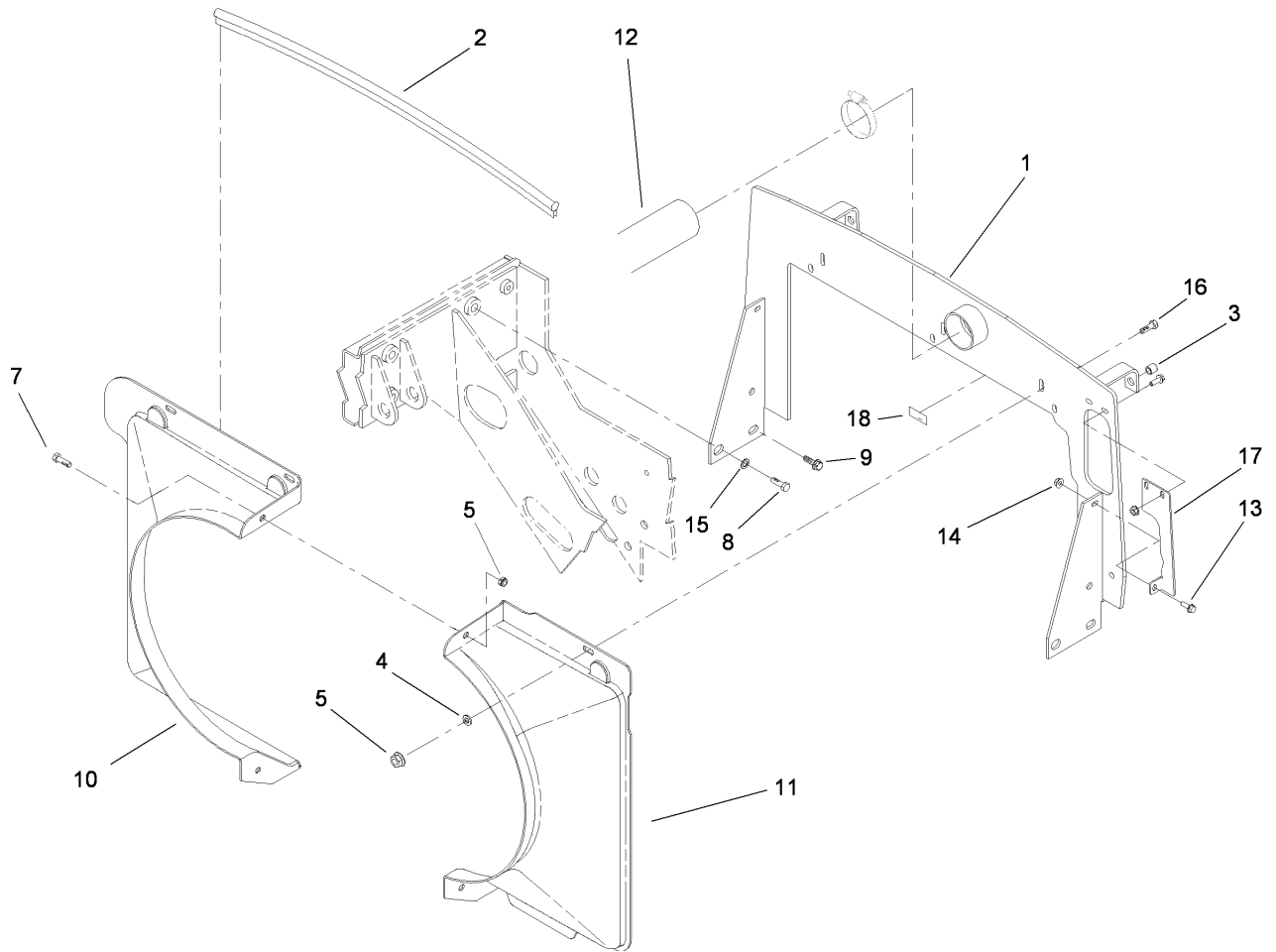
Ref	Part No.	Qty.	Description
25	94-3020	1	Shaft-Drive
26	105-2905	1	O-Ring
27	3217-5	1	Nut-Hex
28	3253-3	1	Washer-Lock
29	60-6240	1	Washer
30	107-4442	1	Key
31	105-3331	1	Seal-Shaft
32	105-2907	1	Charge Pump Adapter ASM
33	110-0036	1	Arm-Control
34	108-1503	1	Manual Servo Control ASM
35	107-4443	1	Gerotor, Inner Ring
36	99-8707	1	Gerotor-Outer
37	105-2909	1	Orifice-Control
38	105-2910	2	Orifice-Valve, Control
40	107-4444	1	Coupler
41	105-2912	2	Ring-Retaining
42	105-2913	1	Valve-Bypass
● 42:1		1	Seal-Dust
43	94-3030	1	Washer
44	93-6336	8	Washer
45	3256-24	4	Washer-Flat



### Control Assembly No. 108-1503

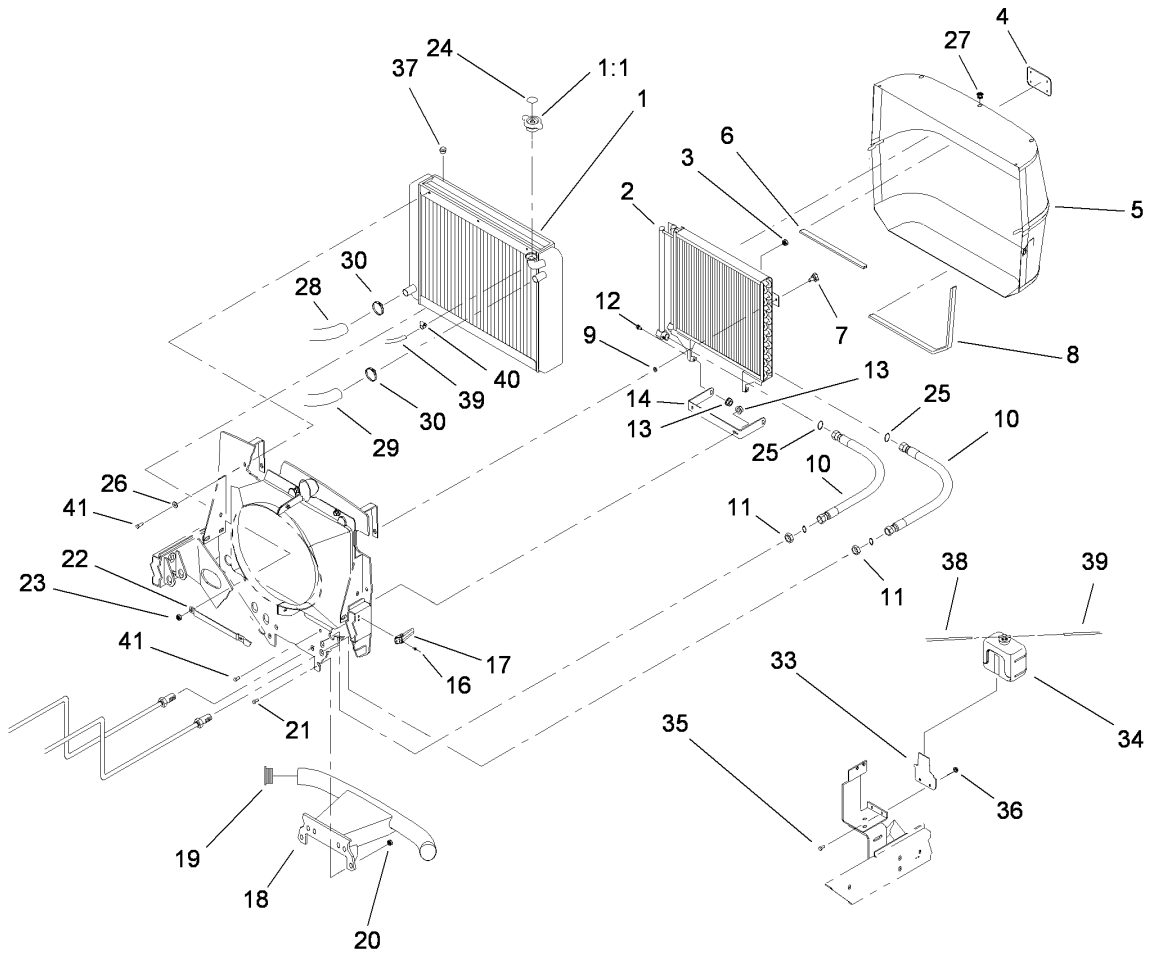
Ref	Part No.	Qty.	Description
1		1	Housing-Control
2	108-7099	1	Input Control Shaft ASM
2:1		1	Shaft
2:2		1	Pin
3		1	O-Ring
4		1	Plug
6		1	Link-Feedback
7	108-7098	1	Valve Spool ASM
7:1		1	Valve-Spool
7:2		1	Pin-Dowel
7:3		1	Spring
7:4		2	Retainer
7:5		1	Washer
8		1	Plug
10		2	Screw-Set
11	108-8003	1	Adaptor ASM
11:1		1	Adaptor-Lockout, Neutral
11:2		1	Pin
11:3		1	Ball
11:4		1	O-Ring
11:5		1	O-Ring
12	94-3043	1	Switch-Safety, Neutral
13	94-3044	1	Seal Kit
13:1		1	O-Ring

Ref	Part No.	Qty.	Description
13:2		1	O-Ring
13:3		1	Seal-Wiper
13:4		1	O-Ring
13:5		1	O-Ring



## Radiator Support and Shroud Assembly

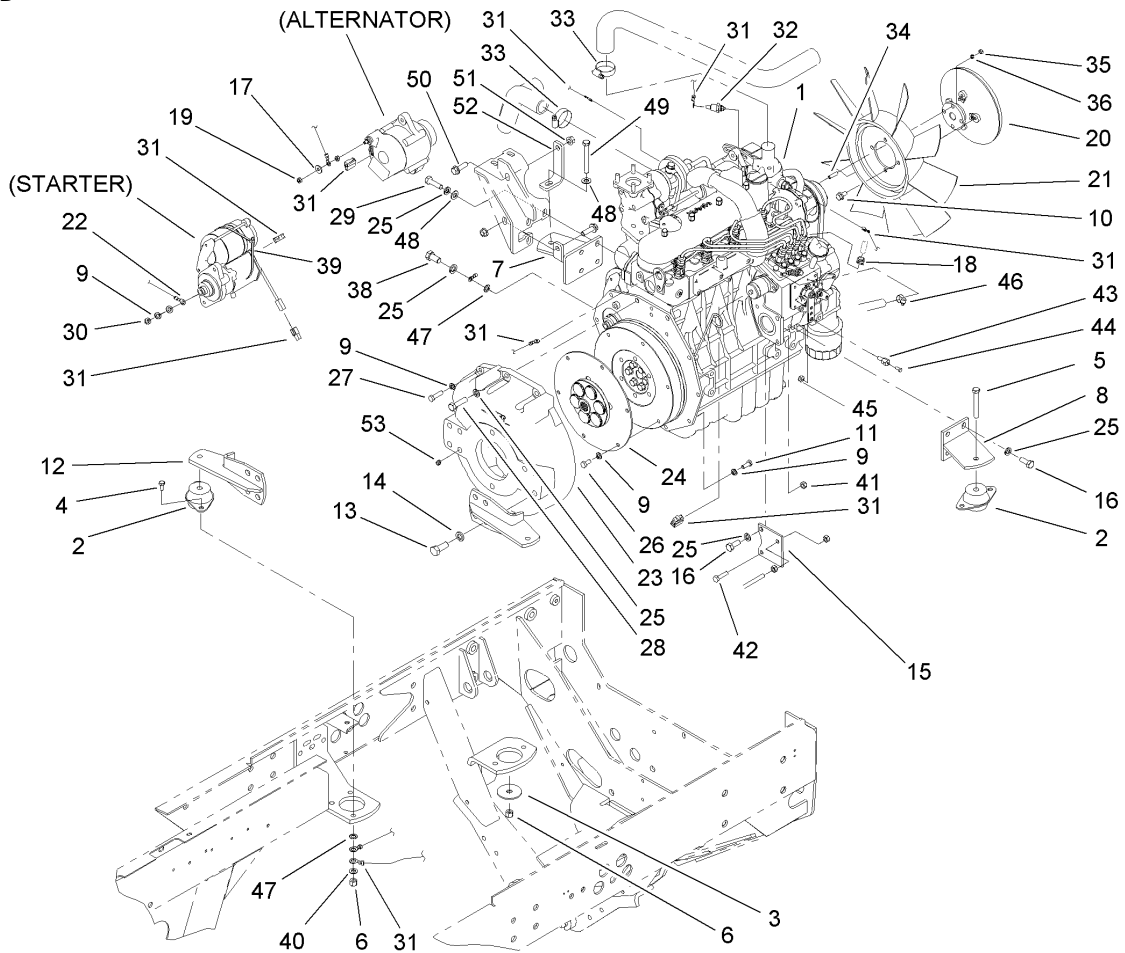
Ref	Part No.	Qty.	Description
1	114-3965-03	1	Radiator Support ASM
2	93-7553	1	Seal-Hood
3	32148-10	2	Insert-Nut
4	3256-56	3	Washer-Flat
5	32128-20	5	Nut-HF
7	3234-5	2	Screw-HHF
8	327-2	2	Screw-HH
9	3234-1	2	Screw-HHF
10	105-0104	1	Shroud-Fan, RH
11	105-0103	1	Shroud-Fan, LH
12	104-5209	1	Hose-Cleaner, Air
13	3234-4	3	Screw-HHF
14	32128-33	3	Nut-HF
15	3256-27	2	Washer-Flat
16	3230-2	3	Bolt-CARR
17	114-3951-03	1	Plate-Cover
18	93-6681	1	Decal-Warning, Fan



## Radiator and Screen Assembly

Ref	Part No.	Qty.	Description
1	110-0003	1	Radiator ASM
1:1	93-5957	1	Cap-Radiator
2	114-3995	1	Oil Cooler ASM
3	94-2638	4	Nut-Tinnerman
4	93-6028	1	Plate-Logo
5	92-7505-03	1	Screen ASM
6	92-7631	1	Seal-Screen
7	77-3620	2	Knob-Retainer
8	93-4208	1	Seal-Screen, Strip
9	32151-72	2	Ring-Retaining
10	92-7535	2	Hose ASM
11	340-74	2	Locknut-Bulkhead
12	37-8771	2	Bolt-Shoulder
13	32128-20	4	Nut-HF
14	92-7516-03	1	Bracket-Support, Cooler Base
16	3269-4	4	Rivet-Pop
17	105-9296	2	Latch-Draw
18	110-0044-03	1	Bumper-Short
19	2410-42	2	Cap-End
20	3296-23	4	Nut-Lock, NI
21	325-6	4	Screw-HH
22	92-7416-03	1	Strap-Radiator
23	3296-29	3	Nut-Lock, NI
24	106-6755	1	Decal-Cap, Radiator

Ref	Part No.	Qty.	Description
25	237-65	2	O-Ring
26	3256-23	3	Washer-Flat
27	2410-64	3	Plug-Button
28	104-3781	1	Hose-Radiator, Lower
29	104-3782	1	Hose-Radiator, Upper
30	2412-34	2	Clamp-Hose
33	98-4576-03	1	Bracket-Reservoir, Water
34	104-9318	1	Bottle-Overflow
35	321-4	2	Screw-HH
36	3296-42	2	Nut-Lock, NI
37	281-13	1	Plug-Pipe
38	98-7895	1	Tube
39	110-4110	1	Hose-Fuel
40	2412-108	2	Clamp-Worm
41	3234-5	5	Screw-HHF

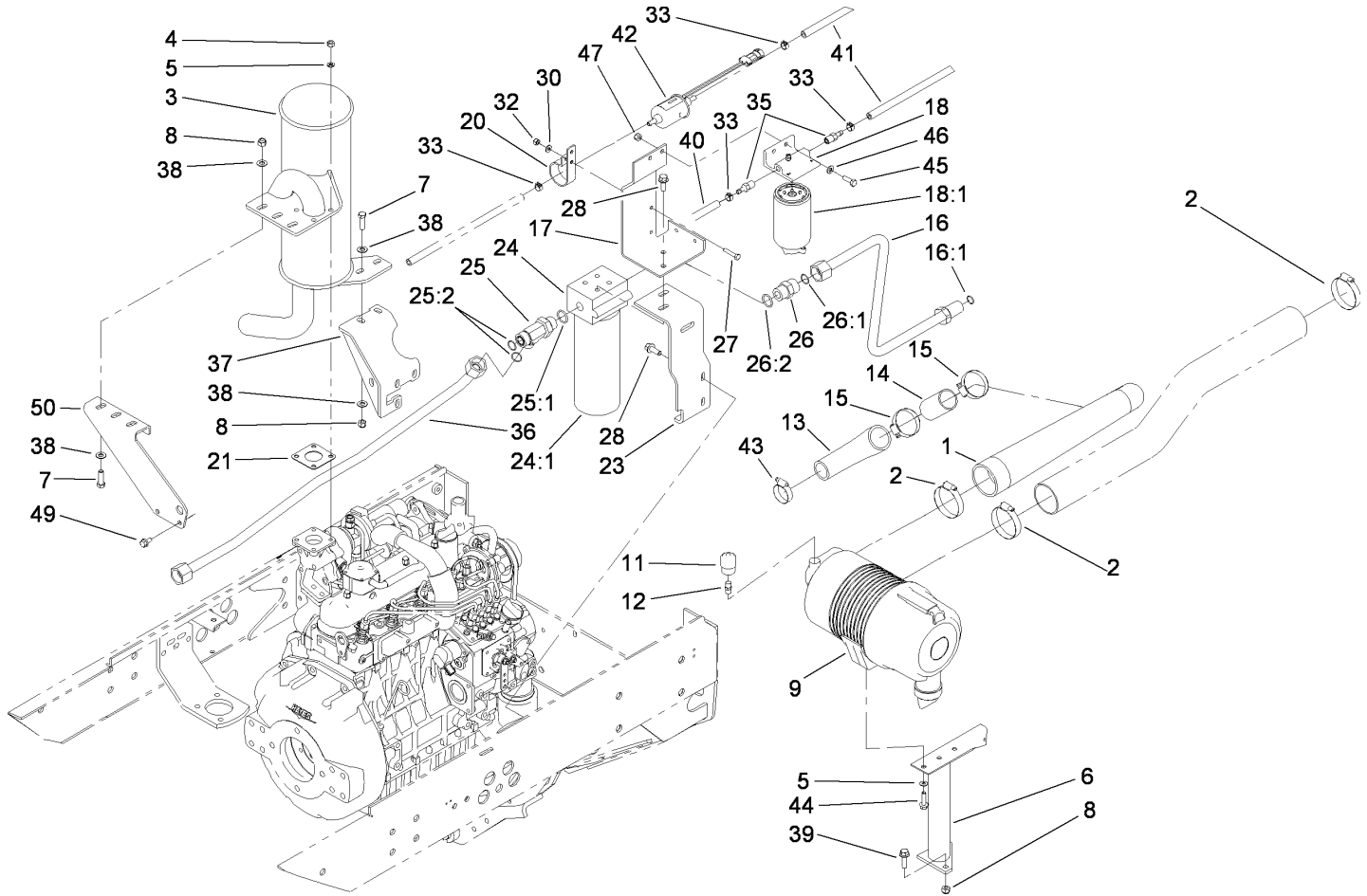


## Engine Installation Assembly

Ref	Part No.	Qty.	Description
1	112-6590	1	Engine-Kubota
2	53-9680	4	Mount-Engine
3	87-5100	4	Washer-Snubbing
4	323-8	7	Screw-HH
5	323-13	3	Screw-HH
6	3296-39	11	Nut-Lock, NI
7	105-7914-03	1	Bracket-Engine
8	104-3762-03	1	Bracket-Engine, Front (LH)
9	3253-4	15	Washer-Lock
10	3234-7	4	Screw-HHF
11	33114-020	2	Screw-HH
12	104-3764-03	2	Rear Engine Plate ASM
13	325-5	8	Screw-HH
14	3253-7	8	Washer-Lock
15	104-3778-03	1	Plate-Throttle
16	63-7790	6	Screw-Cap
17	3256-78	1	Washer-Flat
18	2412-80	1	Clamp-Line, Fuel
19	33023-00	1	Nut-Lock
20	114-3990	1	Fan Clutch ASM
21	74-3650	1	Fan
22	99-3441	1	Harness-Wire, Fusible Link
23	105-0100	1	Flywheel Housing ASM
24	110-9729	1	Flywheel Coupling ASM

Ref	Part No.	Qty.	Description
25	42-9600	12	Washer-Lock, Spring
26	33114-016	6	Screw-HH
27	33114-030	6	Screw-HH
28	87-3700	2	Screw-Cap, HH
29	99-6058	3	Screw-Cap
30	57-6390	1	Nut-Jam
31	106-5972	1	Harness-Wire
32	98-9346	1	Sender-Temperature
33	2412-34	2	Clamp-Hose
34	104-5222	4	Stud
35	33013-00	4	Nut-Hex
36	3253-18	4	Washer-Lock
38	43-0090	1	Screw-HH
39	3290-379	2	Tie-Cable
40	3256-3	1	Washer-Flat
41	33024-00	1	Nut-Lock
42	33114-030	1	Screw-HH
43	98-9311	1	Swivel-Throttle
44	25-8640	1	Screw-HH,
45	3296-20	1	Nut-Lock, NI
46	92-2379	1	Clamp-Hose
47	3255-9	2	Washer-Lock
48	48-9220	4	Washer
49	323-14	1	Screw-HH





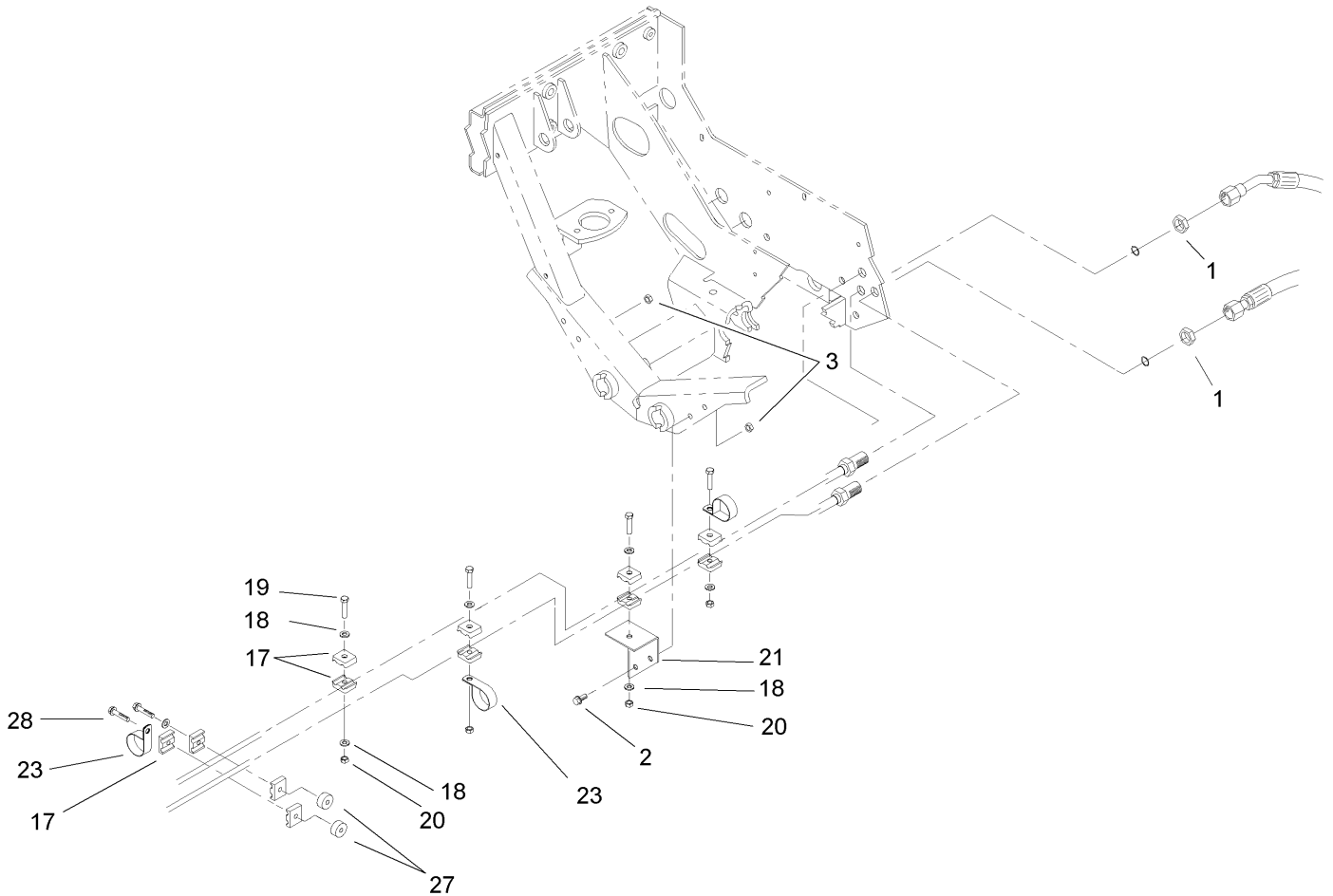
## Oil/Water/Fuel Filter, Muffler and Air Cleaner Assembly

Ref	Part No.	Qty.	Description
1	114-3956	1	Hose-Air Cleaner, Turbo
2	2412-125	3	Clamp-Hose
3	105-9260	1	Muffler ASM
4	33014-00	4	Nut-Hex
5	42-9850	6	Washer-Lock, Spring
6	106-7792-03	1	Air Filter Support ASM
7	323-7	5	Screw-HH
8	3296-39	7	Nut-Lock, NI
9	100-2597	1	Air Filter ASM
11	93-9164	1	Indicator-Mini
12	94-1416	1	Indicator Adapter ASM
13	104-5207	1	Hose-Turbo
14	104-5214	1	Spacer-Tubular
15	2412-92	2	Clamp-Hose
16	104-3742	1	HYD Filter Tube ASM
16:1	237-65	1	O-Ring
17	104-3776-03	1	Bracket-Separator, Fuel
18	110-9044	1	Filter-Separator
18:1	110-9049	1	Filter-Spin On
20	110-8817	1	Bracket-Pump, Fuel
21	99-8343	1	Gasket-Muffler
23	110-4129-03	1	Bracket-Filter, Oil
24	94-2620	1	Oil Filter ASM
24:1	94-2621	1	Element-Filter

Ref	Part No.	Qty.	Description
25	340-148	1	Fitting-Tee
25:1	237-81	1	O-Ring
25:2	237-58	2	O-Ring
26	340-9	1	Fitting-Straight
26:1	237-58	1	O-Ring
26:2	237-81	1	O-Ring
27	321-13	1	Screw-HH
28	3234-11	4	Screw-HHF
30	3256-1	1	Washer-Flat
32	3296-42	1	Nut-Lock, NI
33	92-2379	4	Clamp-Hose
35	353-783	1	Fitting-Straight
36	104-3749	1	HYD Tube ASM
37	105-7910-03	1	Support-Muffler
38	3256-56	10	Washer-Flat
39	3234-24	2	Screw-HHF
40	110-4112	2	Hose-Fuel
41	353-781	1	Fitting-Elbow
42	110-8806	1	Pump-Fuel
43	2412-3	1	Clamp-Hose
44	33104-030	2	Screw-HHF
45	322-5	2	Screw-HH
46	3256-23	2	Washer-Flat
47	3296-29	2	Nut-Lock, NI



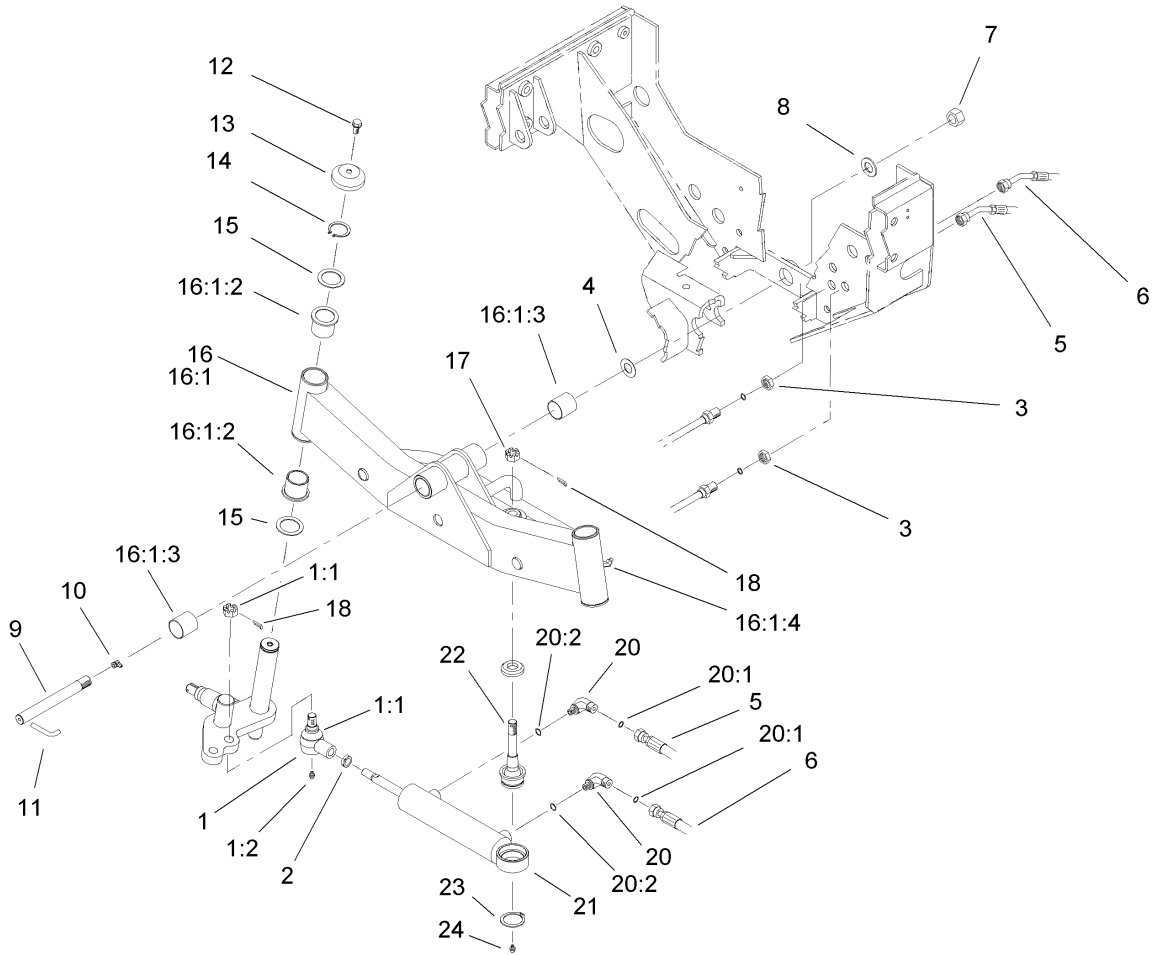




## Rear Hydraulic Assembly

Ref	Part No.	Qty.	Description
1	340-70	2	Nut-Lock
2	323-6	2	Screw-HH
3	32128-21	2	Nut-HF
17	56-7973	10	Clamp-Tube
18	3256-23	6	Washer-Flat
19	322-7	4	Screw-HH
20	3296-29	4	Nut-Lock, NI
21	104-3752-03	1	Bracket-Clamp
23	2412-107	3	Clamp-R
27	80-8660	2	Spacer-Coupler
28	32104-37	2	Screw-HWH

--	--	--	--

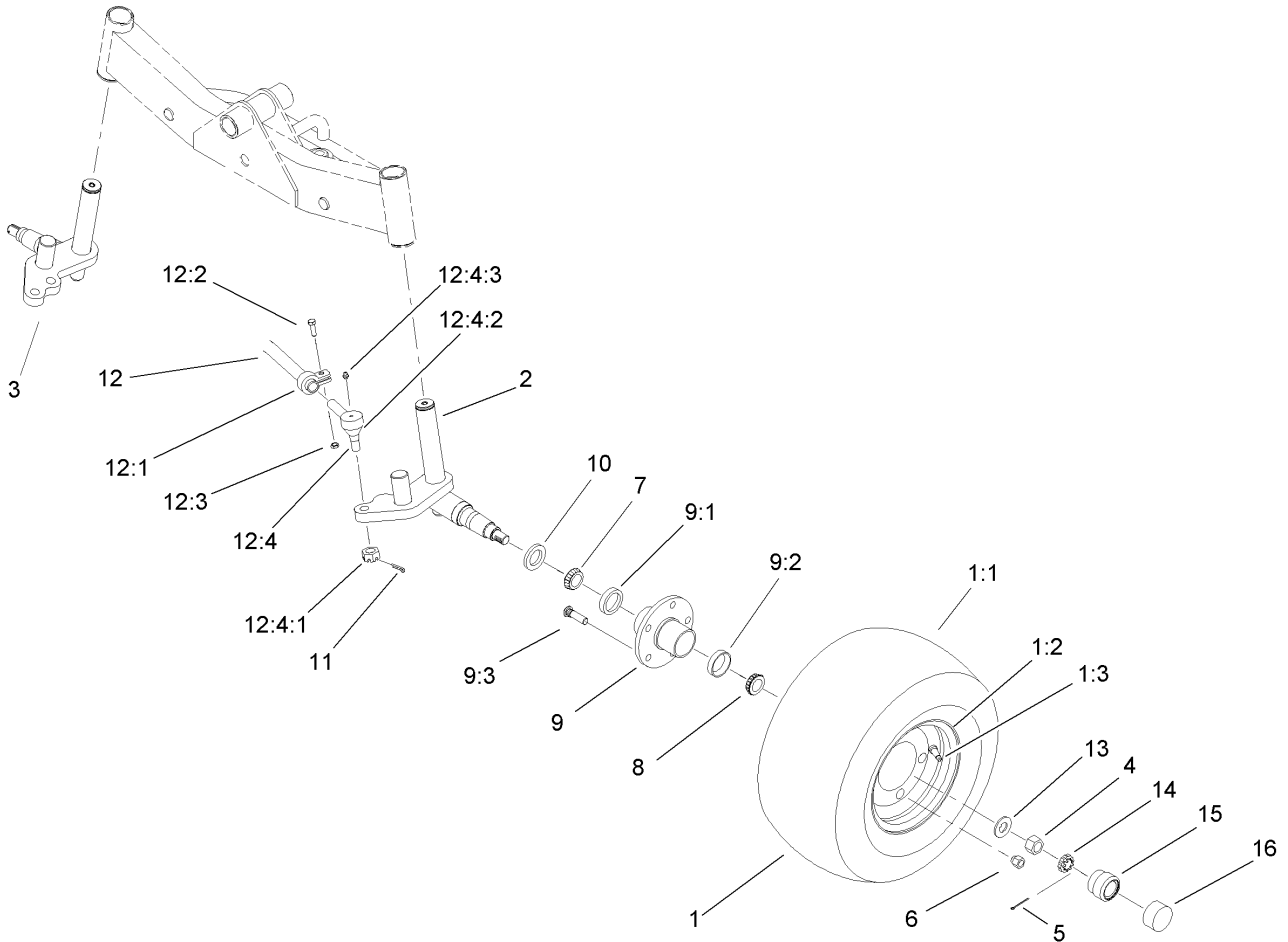


## 2 Wheel Drive Axle Assembly

Ref	Part No.	Qty.	Description
1	106-6898	1	Joint-Ball
1:1	106-6896	1	Seal
1:2	302-5	1	Fitting-Grease
2	3220-11	1	Nut-Jam
3	32136-14	1	Nut-SHH
4	98-3867	2	Washer-Thrust
5	92-7595	1	Hose ASM
6	92-7594	1	Hose ASM
7	3296-68	1	Nut-Lock, NI
8	92-1765	1	Washer-Thrust
9	100-3770	1	Pin-Axle, Pivot
10	302-33	1	Fitting-Grease
11	100-3771	1	Pin-Stop
12	3234-1	2	Screw-HHF
13	69-8890	2	Cap-Spindle
14	32151-10	2	Ring-Snap
15	62-2170	4	Washer-Thrust
16	100-3785-03	1	Rear Axle ASM
● 16:1		1	Axle-Rear
16:1:2	69-6470	4	Bushing-Caster
16:1:3	99-6964	2	Bushing-Axle
16:1:4	302-11	2	Fitting-Lube, 45 DEG
17	32136-14	1	Nut-SHH
18	3272-12	2	Pin-Cotter

Ref	Part No.	Qty.	Description
20	340-97	2	Fitting-HYD, 90 DEG
20:1	237-22	1	O-Ring
20:2	237-78	1	O-Ring
21	94-8142	1	HYD Cylinder ASM
22	92-5839	1	Joint-Ball
23	32151-104	1	Ring-Retaining, External
24	302-5	1	Fitting-Grease

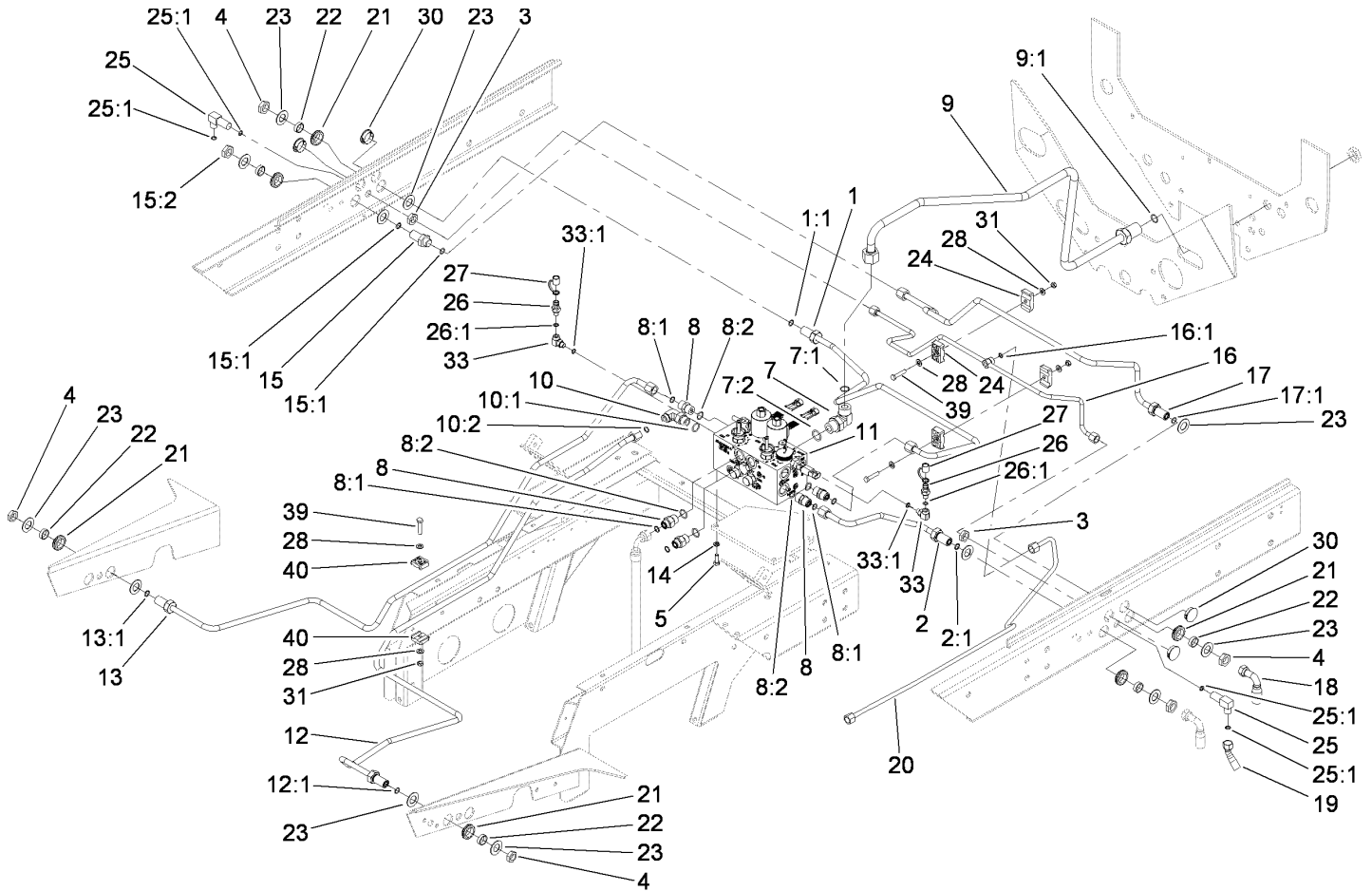




## Wheel and Spindle Assembly

Ref	Part No.	Qty.	Description
② 1		2	Tire And Wheel ASM
1:1	86-5910	1	Tire-6 Ply
1:2	100-2582	1	Rim
1:3	232-27	1	Stem-Valve
2	92-9725-03	1	LH Spindle ASM
3	92-9724-03	1	RH Spindle ASM
4	3220-7	2	Nut-Jam
5	3272-13	2	Pin-Cotter
6	242-50	10	Nut-Lug
7	254-106	2	Cone-Bearing, Tapered
8	254-92	2	Cone-Bearing, Outer
9	92-9651-03	2	Hub ASM
② 9:2		1	Hub
9:2:1	254-107	1	Cup-Bearing, Tapered
9:2:2	254-72	1	Bearing-Cup, Tapered
9:2:3	92-9652	5	Stud-Bolt
10	69-2980	2	Seal
11	3272-12	2	Pin-Cotter
12	98-8839	1	Tie Rod ASM
12:1	98-8840	1	Tube And Clamp ASM
12:2	323-9	2	Screw-HH
12:3	3296-39	2	Nut-Lock, NI
12:4	71-4740	2	End-Rod, Tie (RH)
12:4:1	105-7941	1	Nut-Hex, Slotted

Ref	Part No.	Qty.	Description
12:4:2	105-7835	1	Seal
12:4:3	302-5	1	Fitting-Grease
13	93-0309	2	Washer-Tab
14	93-0307	2	Nut-Lock, Retainer
15	100-3769	2	Protector-Bearing
16	100-3809	2	Cap-Protector, Bearing

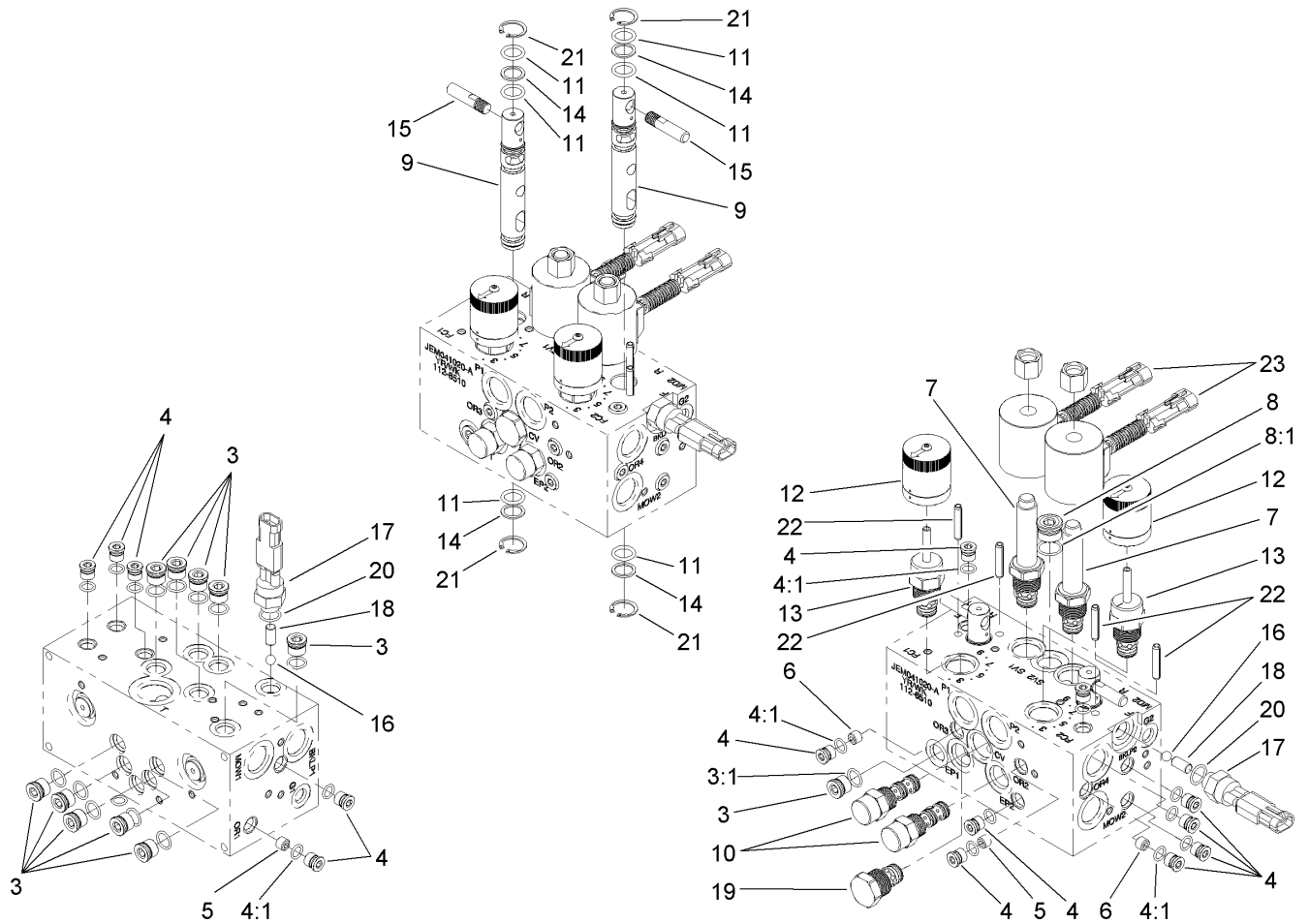


## Rear Hydraulic Control Block Assembly

Ref	Part No.	Qty.	Description
1	104-3728	1	HYD Tube ASM
1:1	237-30	1	O-Ring
2	104-3731	1	HYD Tube ASM
2:1	237-30	1	O-Ring
3	340-70	2	Nut-Lock
4	340-127	4	Nut-Bulkhead
5	322-4	2	Screw-HH
7	340-142	1	Fitting-HYD, 90 DEG
7:1	237-58	1	O-Ring
7:2	237-81	1	O-Ring
8	340-6	5	Fitting-HYD, Straight
8:1	237-30	1	O-Ring
8:2	237-80	1	O-Ring
9	104-3734	1	HYD Cooler Tube ASM
9:1	237-65	1	O-Ring
10	340-105	1	Fitting-HYD, 90 DEG
10:1	237-80	1	O-Ring
10:2	237-30	1	O-Ring
11	112-6510	1	Manifold-Block, Mow
12	104-3741	1	HYD Tube ASM
12:1	237-30	1	O-Ring
13	104-3739	1	HYD Tube ASM
13:1	237-30	1	O-Ring
14	3253-4	2	Washer-Lock

Ref	Part No.	Qty.	Description
15	340-161	1	Fitting-Bulkhead
15:1	237-30	2	O-Ring
15:2	340-127	1	Nut-Bulkhead
16	104-3723	1	HYD Tube ASM
16:1	237-22	1	O-Ring
17	104-3724	1	HYD Tube ASM
17:1	237-30	1	O-Ring
18	105-7903	4	HYD Hose ASM
19	99-5614	2	HYD Hose ASM
20	114-3962	1	Drain Return Tube ASM
21	240-5	4	Grommet-Rubber
22	69-8960	4	Spacer
23	69-8930	8	Washer
24	56-7972	4	Clamp-Tube
25	340-154	2	Union-Bulkhead
25:1	237-22	2	O-Ring
26	354-77	2	Fitting-Quick
26:1	237-78	1	O-Ring
27	354-79	2	Cap-Dust
28	3256-23	6	Washer-Flat
30	94-1402	4	Plug-Hole
31	3296-29	3	Nut-Lock, NI
33	75-6640	2	Fitting-HYD, Special
33:1	237-78	1	O-Ring

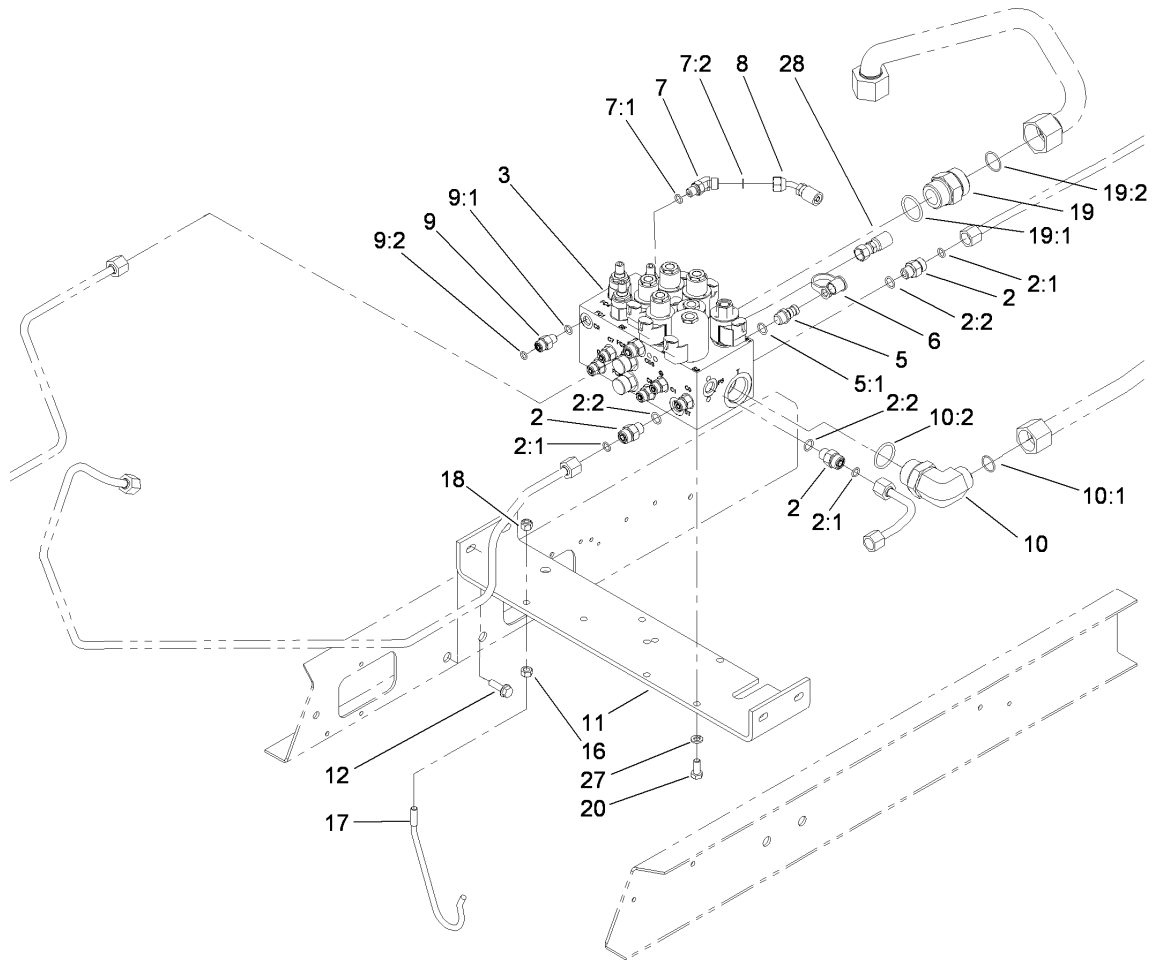




## Hydraulic Manifold Assembly No. 112-6510

Ref	Part No.	Qty.	Description
2	1	1	Block-Manifold
3	106-1026	11	Plug-HYD
3:1	237-42	1	O-Ring
4	106-1025	14	Plug-HYD
4:1	237-78	1	O-Ring
5	112-6538	2	Orifice
6	112-6537	2	Orifice
7	110-8768	2	Valve-Relief, Solenoid
7:1	110-6316	1	Seal Kit
8	106-1027	1	Plug-HYD
8:1	237-79	1	O-Ring
9	112-6536	2	Spool
10	110-8890	2	Element-Logic
10:1	110-8773	1	Seal Kit
11	112-6535	6	O-Ring
12	110-8767	2	Rotary Handle ASM
13	110-8769	2	Valve-Control, Manual Flow
13:1	110-2633	1	Seal Kit
14	112-6534	4	Ring-Back Up
15	110-8758	2	Handle-Spool
16	110-8862	2	Decal-Serial Plate
17	72-4320	2	Switch-Ball
18	112-6533	2	Pin-Dowel
19	110-8759	1	Valve-Check

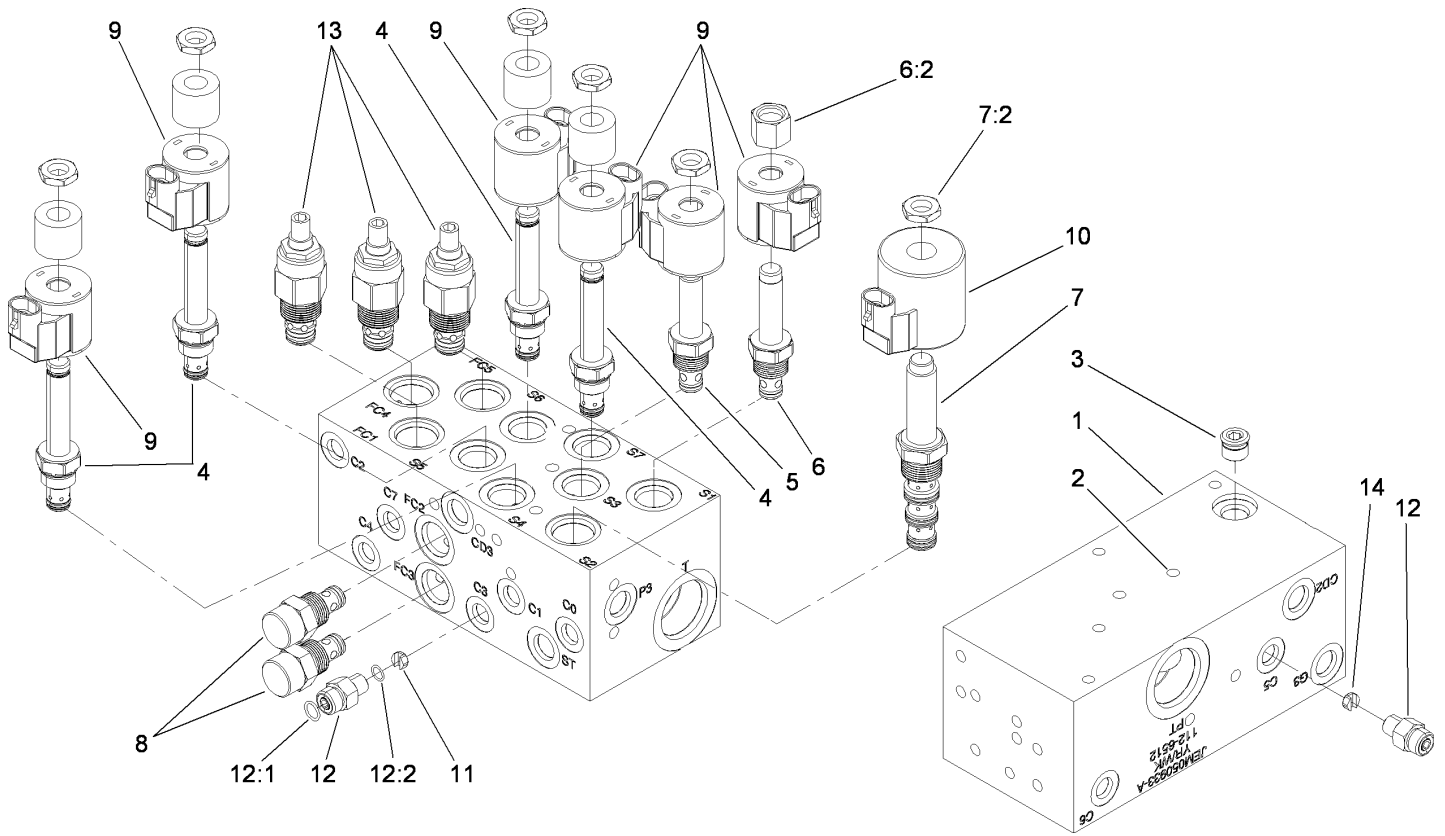
Ref	Part No.	Qty.	Description
19:1	110-8772	1	Seal Kit
20	110-8757	2	O-Ring
21	112-6532	4	Ring-Retaining
22	112-6531	4	Pin-Spring
23	112-6530	2	Coil ASM



## Front Hydraulic Control Block and Hose Assembly

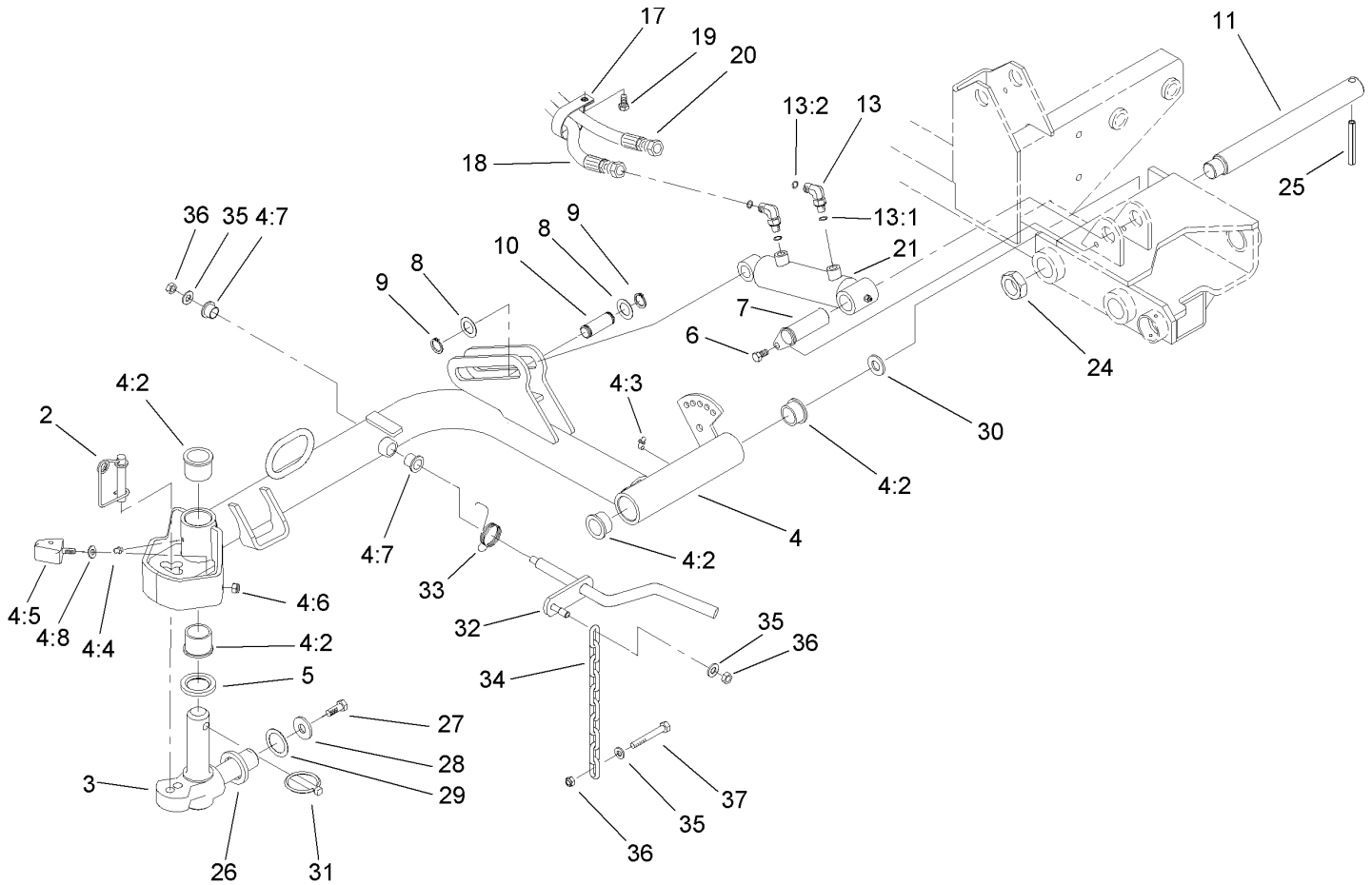
Ref	Part No.	Qty.	Description
2	340-2	4	Fitting-HYD, Straight
2:1	237-22	1	O-Ring
2:2	237-42	1	O-Ring
3	112-6512	1	Lift Manifold Block ASM
5	59-7410	1	Tip-Nipple, Diagnostic
5:1	237-42	1	O-Ring
6	354-79	1	Cap-Dust
7	340-103	1	Fitting-HYD, 45 DEG
7:1	237-78	1	O-Ring
7:2	237-21	1	O-Ring
8	98-4584	1	HYD Hose ASM
9	340-92	5	Fitting-HYD, Straight
9:1	237-78	1	O-Ring
9:2	237-21	1	O-Ring
10	340-15	1	Fitting-HYD, 90 DEG
10:1	237-58	1	O-Ring
10:2	237-146	1	O-Ring
11	112-6588-01	1	Bracket-Manifold Block
12	3234-17	4	Screw-HHF
16	3217-6	1	Nut-Hex
17	115-2009	1	Hanger-Hose
18	3296-29	1	Nut-Lock, NI
19	104-3797	1	Fitting-HYD, Straight
19:1	237-146	1	O-Ring

Ref	Part No.	Qty.	Description
19:2	340-65	1	O-Ring
20	322-3	3	Screw-HH
27	3253-4	3	Washer-Lock
28	104-3716	1	HYD Hose ASM



## Lift Manifold Assembly No. 112-6512

Ref	Part No.	Qty.	Description
②1		1	Manifold Block
②2		22	Plug-Expander
②3		1	Plug-Zero Leak
4	115-2041	4	Valve-Solenoid, Blocking
5	107-7516	1	Valve-Solenoid
①5:1	105-9156	1	Seal Kit
6	107-7517	1	Valve-Solenoid
①6:1	105-9156	1	Seal Kit
6:2	107-7812	1	Nut-Solenoid
7	110-8906	1	Valve-Solenoid
①7:1	110-8908	1	Seal Kit
7:2	110-2634	1	Nut-Coil
8	110-9748	2	Valve-Control, Flow
9	110-0497	6	Coil-Solenoid
10	110-6344	1	Coil-12V Dc
11	115-2042	1	Orifice-Control, Flow
12	340-92	2	Fitting-HYD, Straight
12:1	237-78	1	O-Ring
12:2	237-21	1	O-Ring
13	112-9208	3	Valve-Control, Flow
①13:1	110-2633	1	Seal Kit
14	115-2043	1	Orifice-Control, Flow

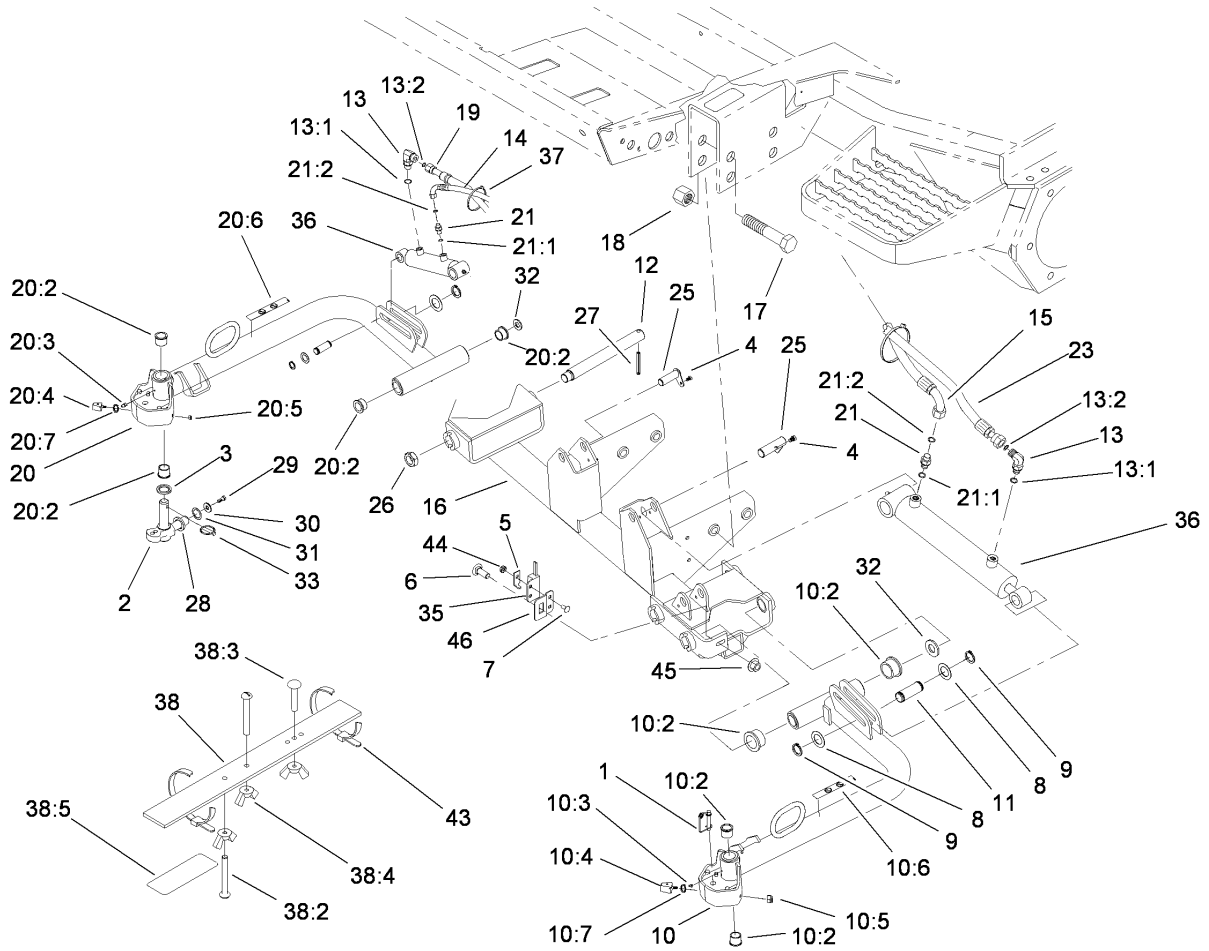



### Front No. 1 Lift Arm Assembly

Ref	Part No.	Qty.	Description
2	99-5610	1	Pin
3	98-1880-03	1	Knuckle-Pivot
4	105-3366	1	No. 1 Lift Arm ASM
4:2	104-0015	4	Bushing-Flange
4:3	302-60	1	Fitting-Grease, 90 DEG
4:4	302-5	1	Fitting-Grease
4:5	106-9004	2	Bumper
4:6	3296-29	2	Nut-Lock, NI
4:7	256-287	2	Bushing
4:8	3255-8	2	Washer-Lock
5	94-8946	1	Washer-Thrust
6	32144-14	1	Screw-HWHTF
7	106-9208	1	Short Cylinder Pin ASM
8	94-9998	2	Washer-Thrust
9	94-9974	2	Ring-Retaining
10	75-5350	1	Pin-Slide, Cylinder
11	95-7158	1	Pin-Pivot
13	340-132	2	Fitting-HYD, 90 DEG
13:1	237-78	1	O-Ring
13:2	237-21	1	O-Ring
17	2412-96	1	Clamp-R
18	115-2024	1	HYD Hose ASM
19	322-4	1	Screw-HH
20	112-6589	1	HYD Hose ASM

Ref	Part No.	Qty.	Description
21	108-4437	1	Cylinder-Lift, HYD
24	3296-49	1	Nut-Lock, NI
25	32121-110	1	Pin-Roll, Slotted
26	98-7974	1	Washer-Thrust
27	98-7993	1	Screw-HHF
28	3256-6	1	Washer-Flat
29	3-6781	1	Washer-Thrust
30	76-2980	1	Washer-Thrust
31	283-71	1	Pin-Lynch
32	105-0142-03	1	Rod-Pivot, Front
33	98-3929	1	Spring-Torsion
34	93-6738	1	Chain
35	3256-24	3	Washer-Flat
36	3296-39	3	Nut-Lock, NI
37	323-7	1	Screw-HH





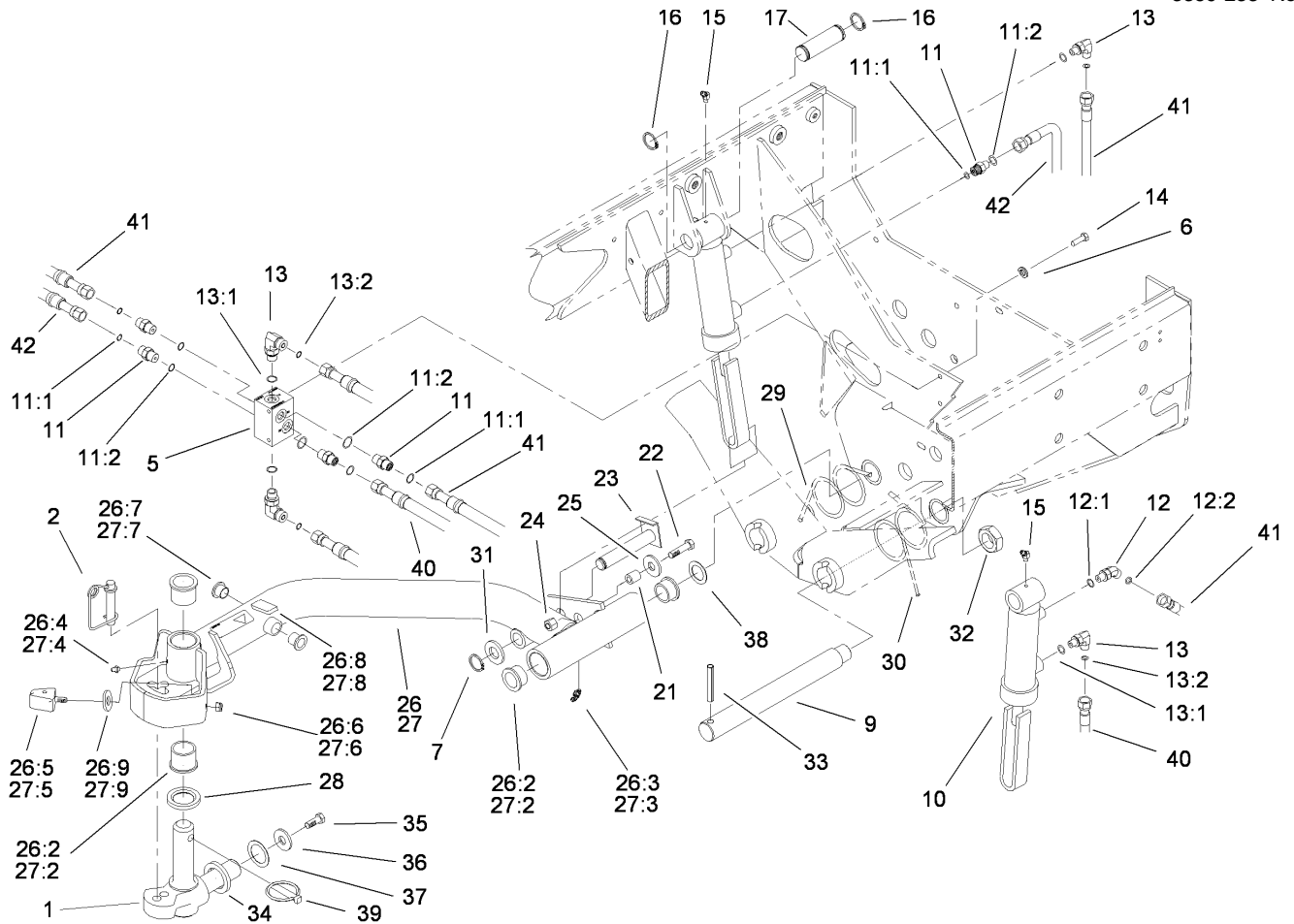
## Front No. 4 and No. 5 Lift Arm Assembly

Ref	Part No.	Qty.	Description
1	99-5610	2	Pin
2	98-1880-03	2	Knuckle-Pivot
3	94-8946	2	Washer-Thrust
4	32144-14	2	Screw-HWHTF
5	100-4872	1	Plate-Switch, Neutral
6	3231-22	1	Screw-CARR
7	104-1450	1	Bolt-CARR
8	94-9998	4	Washer-Thrust
9	94-9974	4	Ring-Retaining
10	105-3359	1	No. 4 Lift Arm ASM
10:2	104-0015	4	Bushing-Flange
10:3	302-5	2	Fitting-Grease
10:4	106-9004	2	Bumper
10:5	3296-29	2	Nut-Lock, NI
10:6	93-6687	1	Decal-No Step
10:7	3255-8	2	Washer-Lock
11	75-5350	2	Pin-Slide, Cylinder
12	95-7158	2	Pin-Pivot
13	340-132	2	Fitting-HYD, 90 DEG
13:1	237-78	1	O-Ring
13:2	237-21	1	O-Ring
14	105-7948	1	HYD Hose ASM
15	105-7945	1	HYD Hose ASM
16	105-3347-03	1	Frame-Carrier, Front

Ref	Part No.	Qty.	Description
17	328-7	4	Screw-HH
18	3296-51	4	Nut-Lock, NI
19	115-2026	1	HYD Hose ASM
20	105-0110	1	No. 5 Lift Arm ASM
20:2	104-0015	4	Bushing-Flange
20:3	302-5	2	Fitting-Grease
20:4	106-9004	2	Bumper
20:5	3296-29	2	Nut-Lock, NI
20:6	93-6687	1	Decal-No Step
20:7	3255-8	2	Washer-Lock
21	340-92	2	Fitting-HYD, Straight
21:1	237-78	1	O-Ring
21:2	237-21	1	O-Ring
23	92-1718	1	Hose ASM
25	105-9889	2	Cylinder Pin ASM
26	3296-49	2	Nut-Lock, NI
27	32121-110	2	Pin-Roll, Slotted
28	98-7974	2	Washer-Thrust
29	98-7993	2	Screw-HHF
30	3256-6	2	Washer-Flat
31	3-6781	2	Washer-Thrust
32	76-2980	2	Washer-Thrust
33	283-71	2	Pin-Lynch
35	100-1270	1	Switch-Proximity





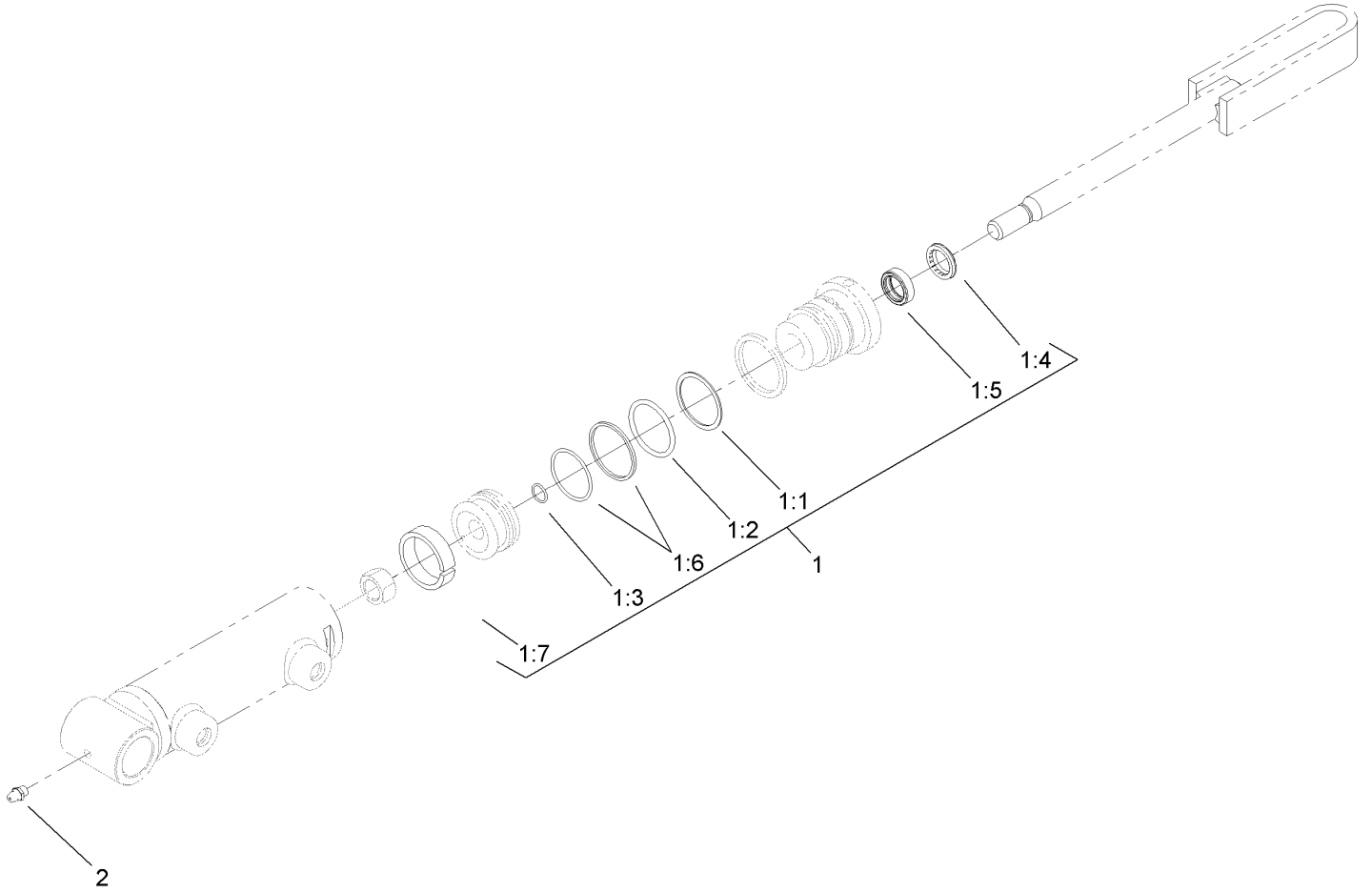


## Rear No. 2 and No. 3 Lift Arm Assembly

Ref	Part No.	Qty.	Description
1	98-1880-03	2	Knuckle-Pivot
2	99-5610	2	Pin
5	114-3963	1	Manifold-Flow Divider
6	3253-3	2	Washer-Lock
7	94-9974	2	Ring-Retaining
9	95-7158	2	Pin-Pivot
10	108-4438	2	Cylinder-Lift, HYD
11	340-92	5	Fitting-HYD, Straight
11:1	237-78	1	O-Ring
11:2	237-21	1	O-Ring
12	340-103	1	Fitting-HYD, 45 DEG
12:1	237-78	1	O-Ring
12:2	237-21	1	O-Ring
13	340-132	4	Fitting-HYD, 90 DEG
13:1	237-78	1	O-Ring
13:2	237-21	1	O-Ring
14	321-4	2	Screw-HH
15	302-11	2	Fitting-Lube, 45 DEG
16	32151-36	4	Ring-Retaining
17	92-7548	2	Pin-Cylinder
21	82-6840	2	Spacer
22	322-7	2	Screw-HH
23	99-2560	2	Pin
24	3296-29	2	Nut-Lock, NI

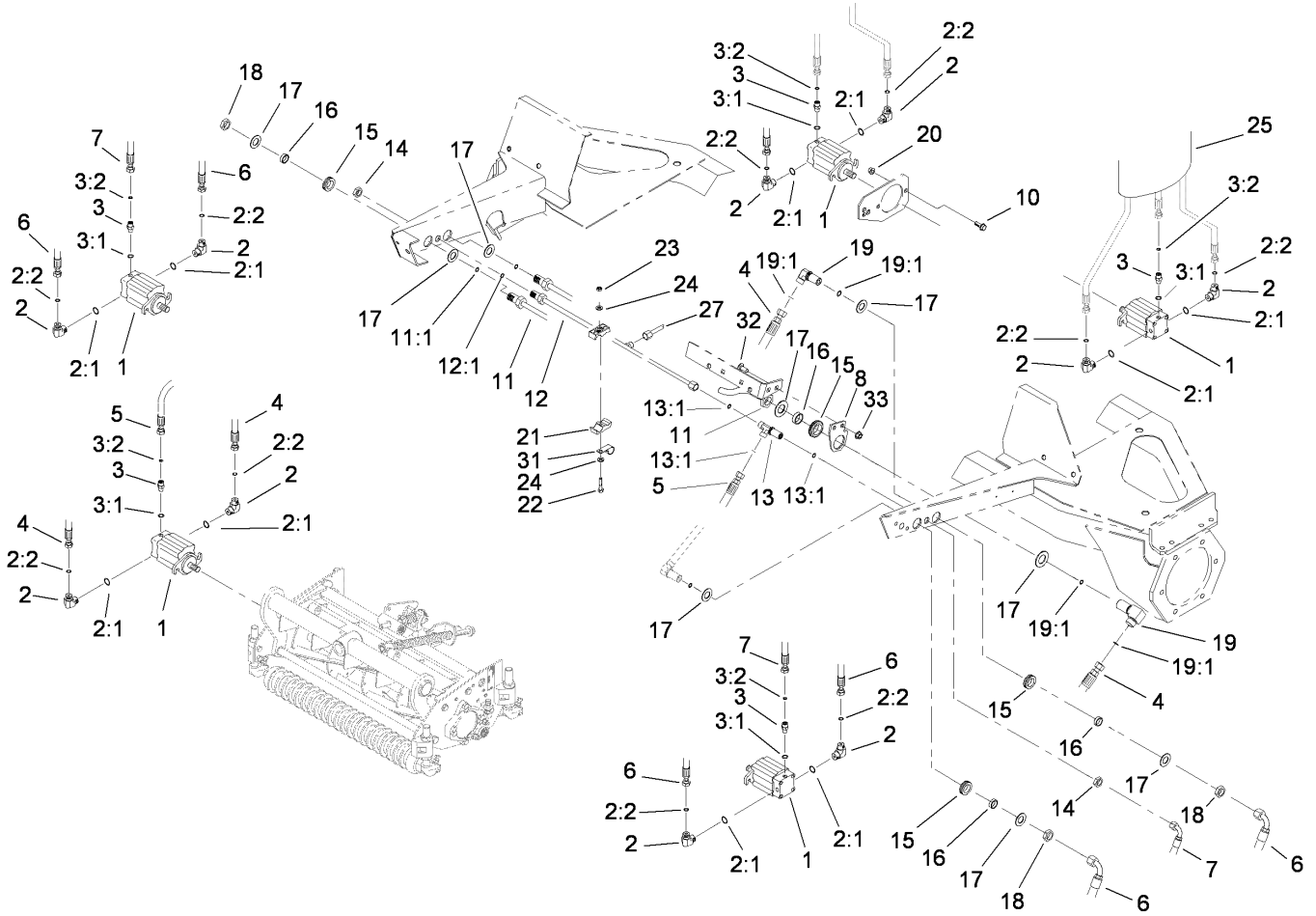
Ref	Part No.	Qty.	Description
25	3256-3	2	Washer-Flat
26	105-3363	1	No. 3 Lift Arm ASM
26:2	104-0015	4	Bushing-Flange
26:3	302-11	1	Fitting-Lube, 45 DEG
26:4	302-5	1	Fitting-Grease
26:5	106-9004	2	Bumper
26:6	3296-29	2	Nut-Lock, NI
26:7	256-287	2	Bushing
26:8	93-6696	1	Decal-Warning
26:9	3255-8	2	Washer-Lock
27	105-3362	1	No. 2 Lift Arm ASM
27:2	104-0015	4	Bushing-Flange
27:3	302-11	1	Fitting-Lube, 45 DEG
27:4	302-5	1	Fitting-Grease
27:5	106-9004	2	Bumper
27:6	3296-29	2	Nut-Lock, NI
27:7	256-287	2	Bushing
27:8	93-6696	1	Decal-Warning
27:9	3255-8	2	Washer-Lock
28	94-8946	2	Washer-Thrust
29	99-5608-03	1	Spring-Torsion, RH
30	99-5609-03	1	Spring-Torsion, LH
31	67-6570	2	Spacer-Wheel
32	3296-49	2	Nut-Lock, NI





## Hydraulic Cylinder Assembly No. 108-4438

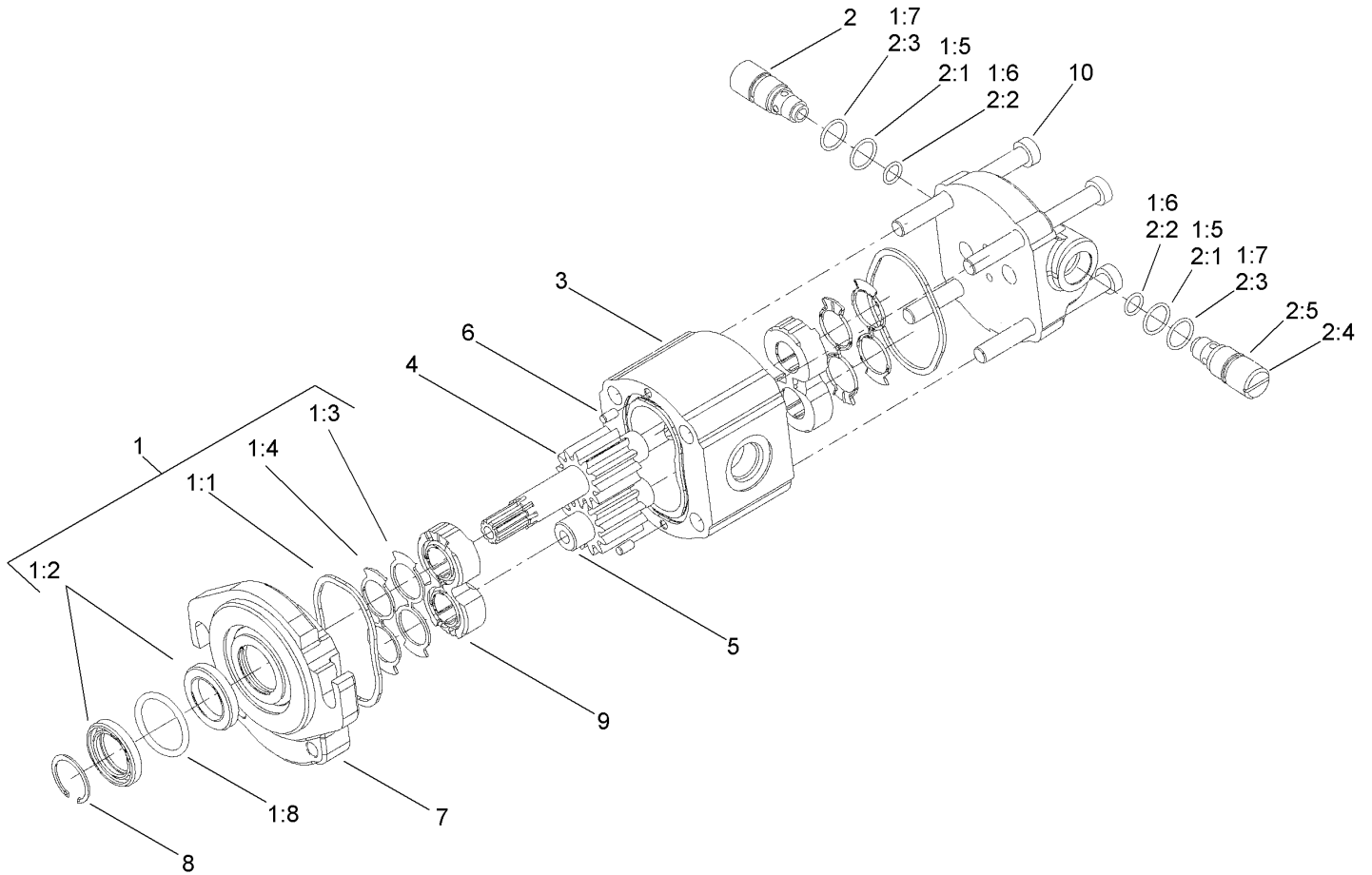
Ref	Part No.	Qty.	Description
1	110-4132	1	Seal Kit
1:1		1	O-Ring
1:2		1	Back-Up Ring
1:3		1	O-Ring
1:4		1	Wiper
1:5		1	Seal
1:6		1	Seal W/Loader
1:7		1	Wear Ring
2	302-5	1	Fitting-Grease



## Reel Motor Assembly

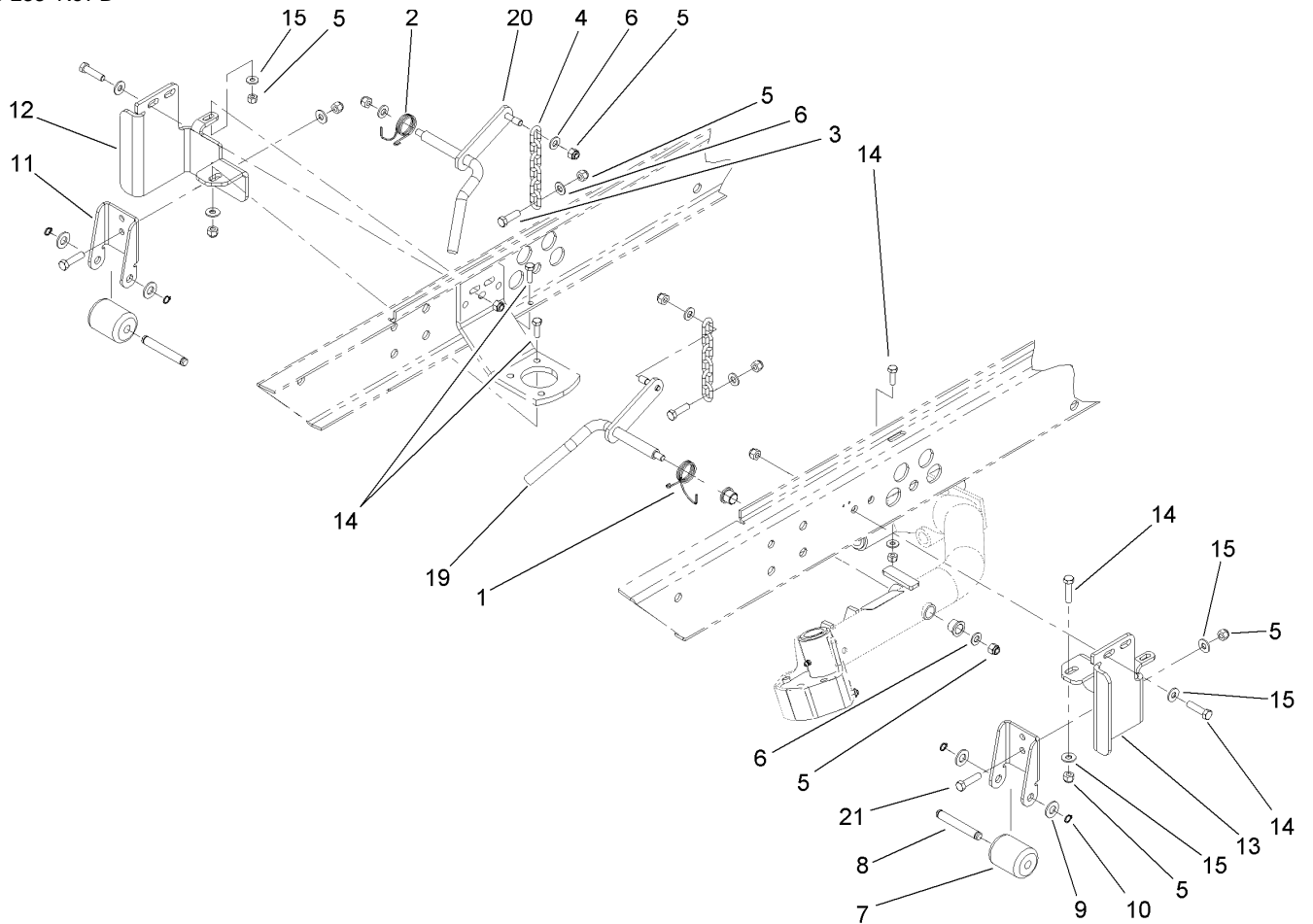
Ref	Part No.	Qty.	Description
1	110-1717	5	Motor-HYD
2	340-98	10	Fitting-HYD, 90 DEG
2:1	237-79	1	O-Ring
2:2	237-30	1	O-Ring
3	340-92	5	Fitting-HYD, Straight
3:1	237-78	1	O-Ring
3:2	237-21	1	O-Ring
4	105-7902	2	HYD Hose ASM
5	92-7560	1	HYD Hose ASM
6	105-7901	4	HYD Hose ASM
7	92-7559	2	HYD Hose ASM
8	106-7788-03	1	Mount-Fitting
10	3234-11	10	Screw-HHF
11	93-4219	1	Tube ASM
11:1	237-30	1	O-Ring
12	108-6063	1	Front Drain Tube ASM
12:1	237-22	2	O-Ring
13	340-68	1	Fitting-Tee, Bulkhead
13:1	237-22	3	O-Ring
14	340-70	2	Nut-Lock
15	240-5	5	Grommet-Rubber
16	69-8960	5	Spacer
17	69-8930	10	Washer
18	340-127	5	Nut-Bulkhead

Ref	Part No.	Qty.	Description
19	93-9151	2	Fitting-HYD
19:1	237-30	2	O-Ring
20	32128-43	10	Nut-Flange
21	56-7972	4	Clamp-Tube
22	322-7	2	Screw-HH
23	3296-29	2	Nut-Lock, NI
24	3256-23	4	Washer-Flat
25	99-5617	5	Sleeve-Protective
27	112-6579	1	Drain Tube ASM
31	2412-150	1	Clip-J
32	3230-23	2	Screw-CARR
33	32128-20	2	Nut-HF



## Hydraulic Motor Assembly No. 110-1717

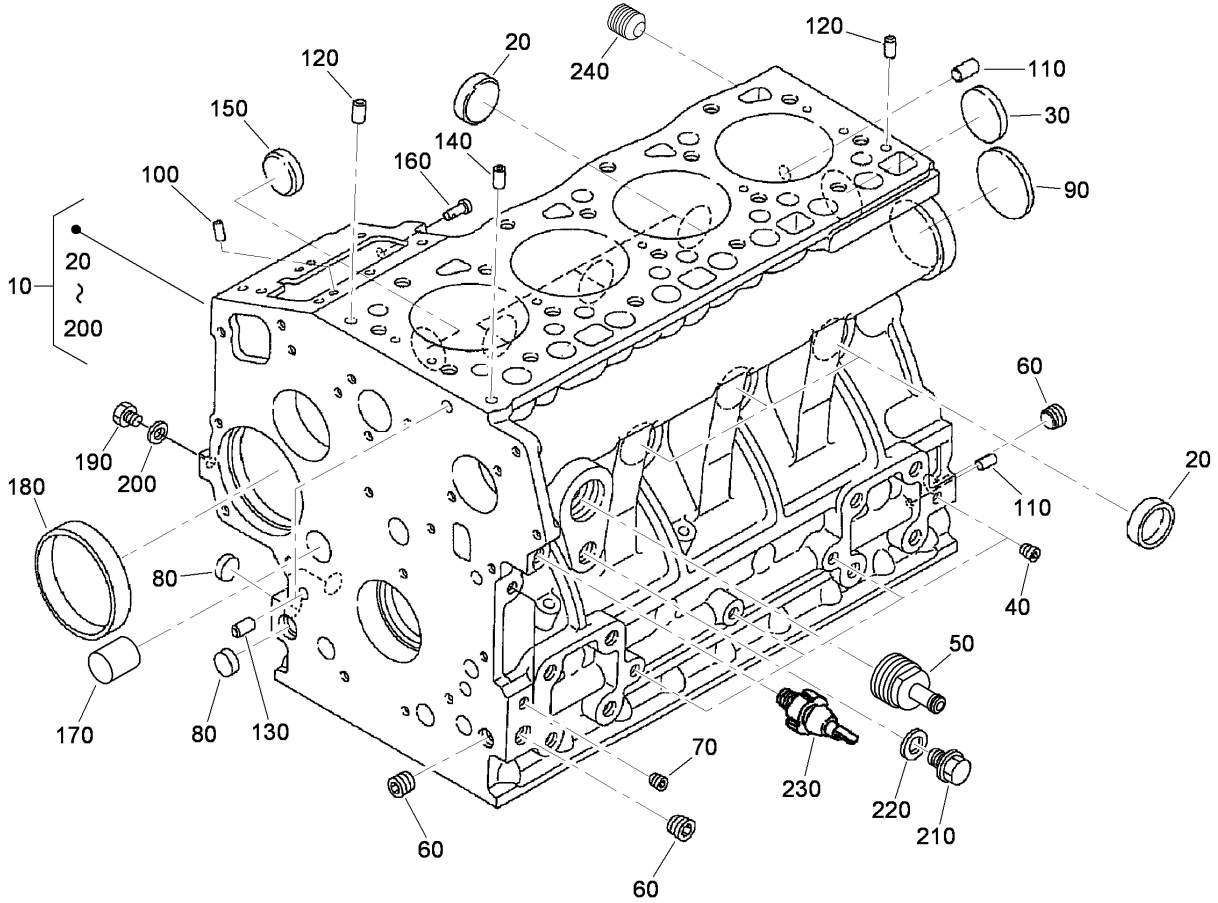
Ref	Part No.	Qty.	Description
1	110-0040	1	Seal Kit
②1:1		2	Ring
②1:2		2	Seal-Shaft
②1:3		2	Seal
②1:4		2	Seal-Anti Extrusion
②1:5		2	Seal-Valve, Relief
②1:6		2	Seal-Valve, Relief
②1:7		2	Ring-Backup
②1:8		1	Ring-Spacer
2	110-0041	2	Relief Cartridge Kit
②2:1		1	Seal
②2:2		1	Seal
②2:3		1	Ring-Backup
②2:4		1	Cap-Relief
②2:5		1	Valve-Relief
③		1	Body
④		1	Gear-Drive
⑤		1	Gear-Driven
⑥		2	Pin-Dowel
⑦		1	Cover-Front
⑧		1	Ring-Retaining
⑨		2	Block-Bearing
⑩		4	Screw

## Rear No. 2 and No. 3 Tipper Support Assembly

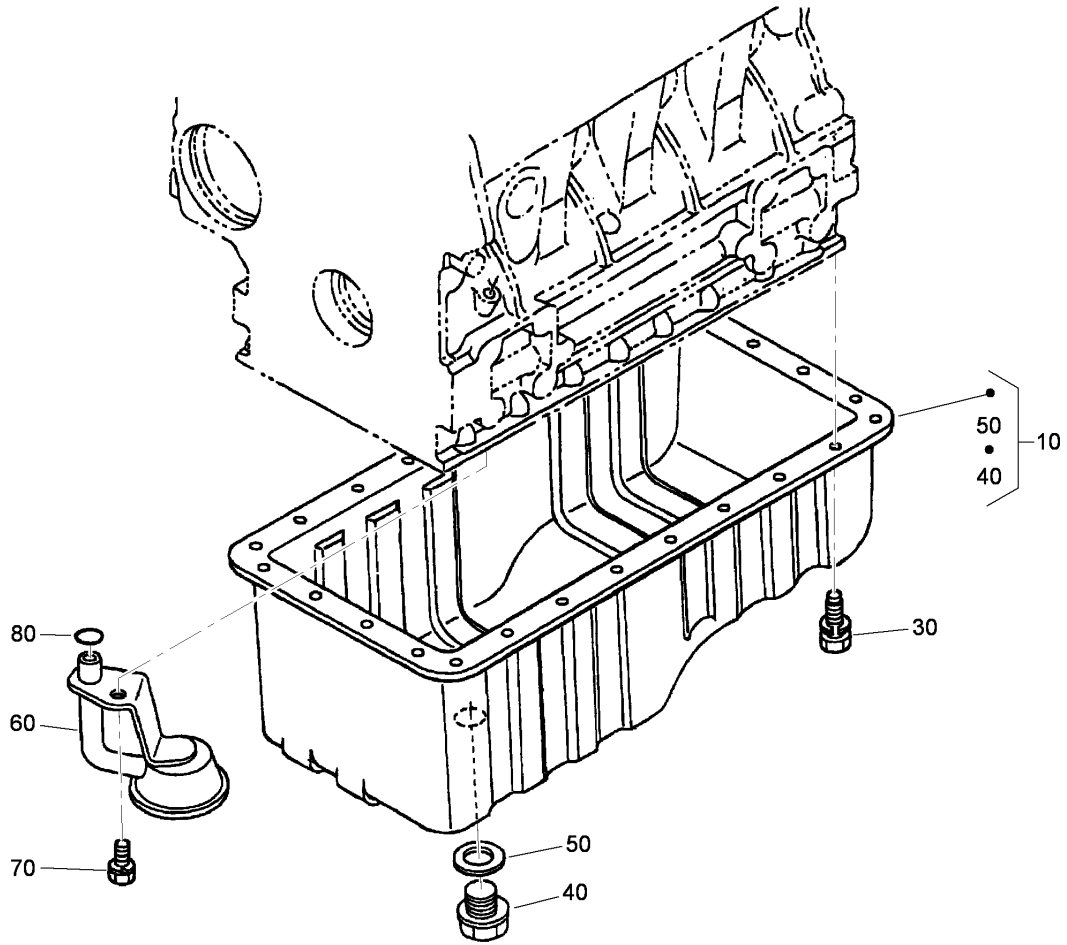
Ref	Part No.	Qty.	Description
1	98-3929	1	Spring-Torsion
2	104-1805	1	Spring-Torsion, LH
3	323-7	2	Screw-HH
4	5-1096	2	Chain-Lift
5	3296-39	18	Nut-Lock, NI
6	3256-24	6	Washer-Flat
7	75-5390	2	Roller
8	75-5400	2	Pin-Roller
9	3256-26	4	Washer-Flat
10	32151-61	4	Ring-Retaining
11	100-3892-03	2	Bracket-Tipper, Rear
12	112-6577-03	1	Support-Tipper Bracket, RH
13	112-6576-03	1	Support-Tipper Bracket, LH
14	323-8	8	Screw-HH
15	3256-3	12	Washer-Flat
19	105-0126-03	1	LH Pivot Rod ASM
20	105-0127-03	1	RH Pivot Rod ASM
21	323-6	4	Screw-HH

--	--	--	--



## Crankcase Assembly

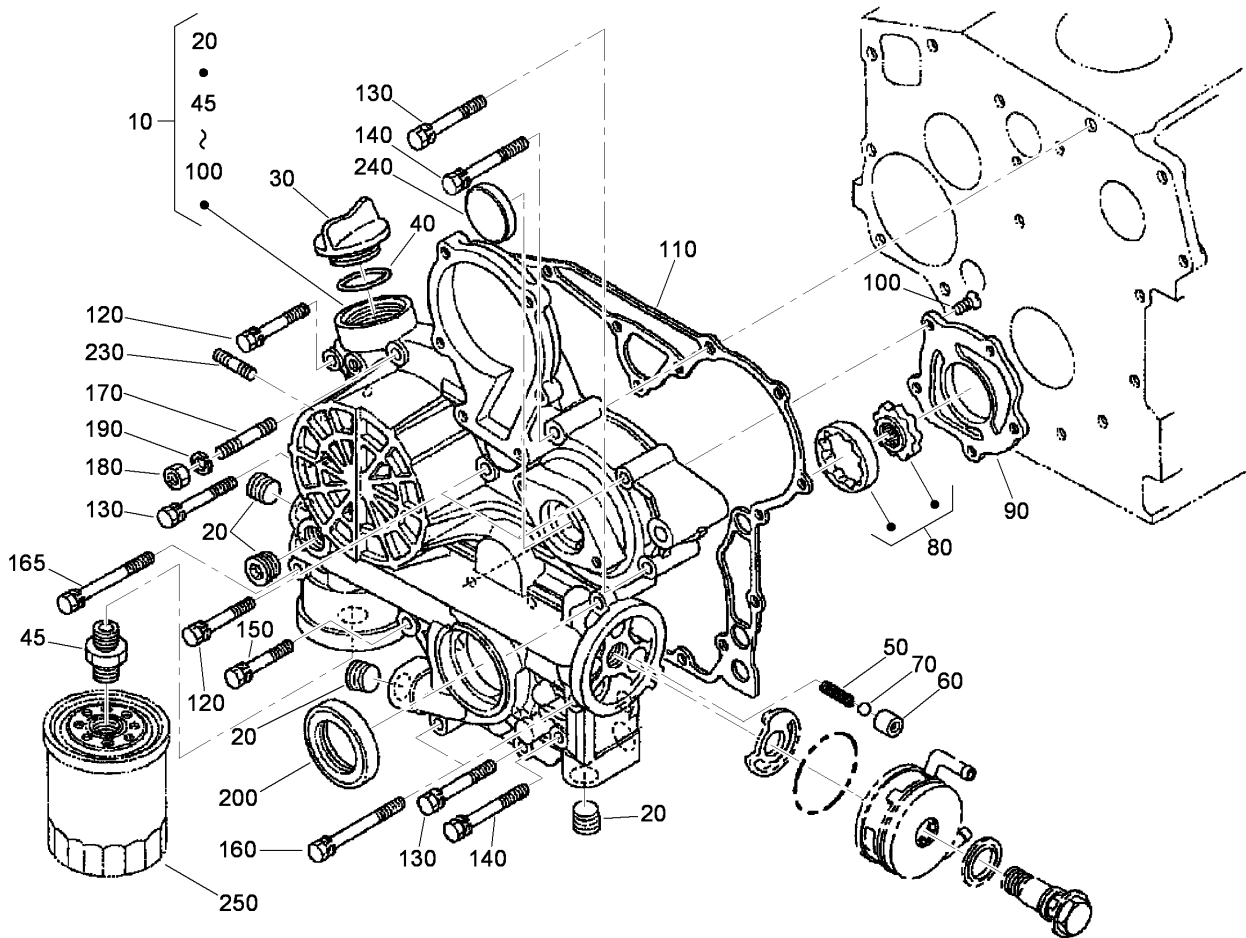
Ref	Part No.	Qty.	Description
10	115-4115	1	Complete Crankcase
20	98-9398	6	Cap-Sealing
30	98-7539	1	Cap-Sealing
40	98-7540	4	Plug
50	99-8347	1	Joint-Pipe, Drain
60	98-9597	3	Plug
70	98-7487	2	Plug
80	98-9379	3	Plug-Expansion
90	98-9668	1	Plug-Expansion
100	98-9375	1	Pin-Straight
110	98-9377	1	Pin-Straight
120	98-9376	2	Pin-Straight
130	98-9387	2	Pin-Pipe
140	98-9539	1	Pin-Pipe
150	98-9599	1	Plug
160	105-3796	1	Pin-Start Spring
170	98-9675	1	Plug
180	98-9656	1	Bushing-Governor, Gear
190	98-7507	1	Plug
200	98-7428	1	Gasket
210	99-3447	1	Plug
220	106-7056	1	Gasket
230	98-9416	1	Switch-Oil
240	98-9444	1	Plug

### Oil Pan Assembly

Ref	Part No.	Qty.	Description				
10	110-9714	1	Oil Pan				
30	98-9351	26	Bolt				
40	105-3703	1	Plug-Drain				
50	110-9715	1	Gasket-Pan, Oil				
60	115-4116	1	Filter-Oil				
70	98-7526	1	Bolt				
80	105-3776	1	O-Ring				





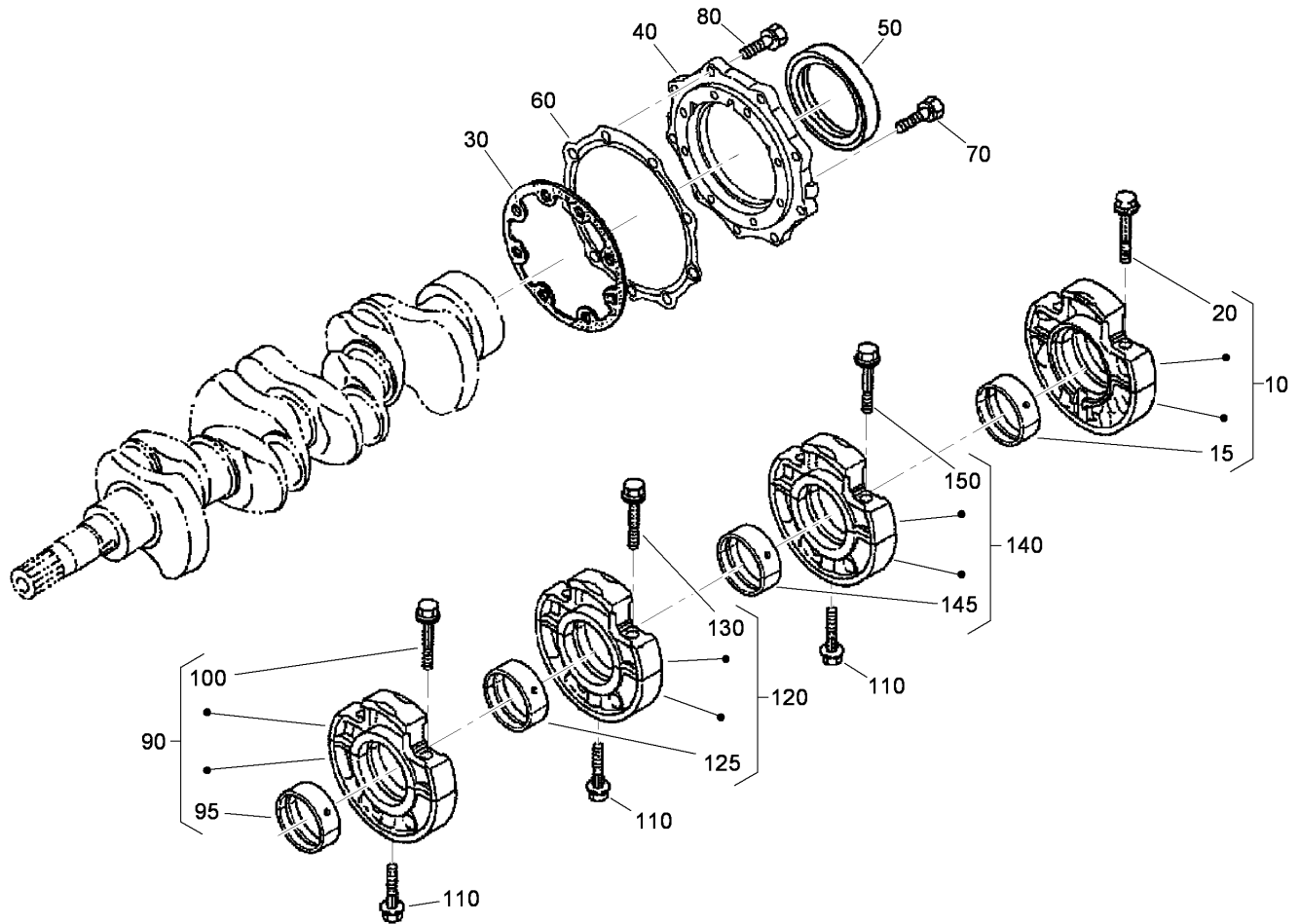
## Gear Case Assembly

Ref	Part No.	Qty.	Description
10	115-4117	1	Complete Gear Case
20	98-9598	5	Plug
30	107-9075	1	Plug-Filler, Oil
40	99-3446	1	O-Ring
45	98-9388	1	Joint-Pipe
50	98-9544	1	Spring
60	98-9543	1	Seat-Valve
70	98-9380	1	Ball
80	98-9540	1	Oil Pump Rotor ASM
90	105-3708	1	Cover-Pump, Oil
100	98-9592	5	Screw
110	98-9633	1	Gasket-Case, Gear
120	98-7496	3	Bolt
130	105-3797	4	Bolt
140	98-9356	2	Bolt
150	98-9437	1	Bolt
160	98-9586	2	Bolt
165	99-3511	1	Bolt
170	105-3709	1	Stud
180	98-7572	1	Nut
190	98-7699	1	Washer-Spring
200	98-9482	1	Seal-Oil
230	105-3710	2	Stud
240	98-9641	1	Cover-Case, Gear

Ref	Part No.	Qty.	Description
250	108-3841	1	Filter-Oil



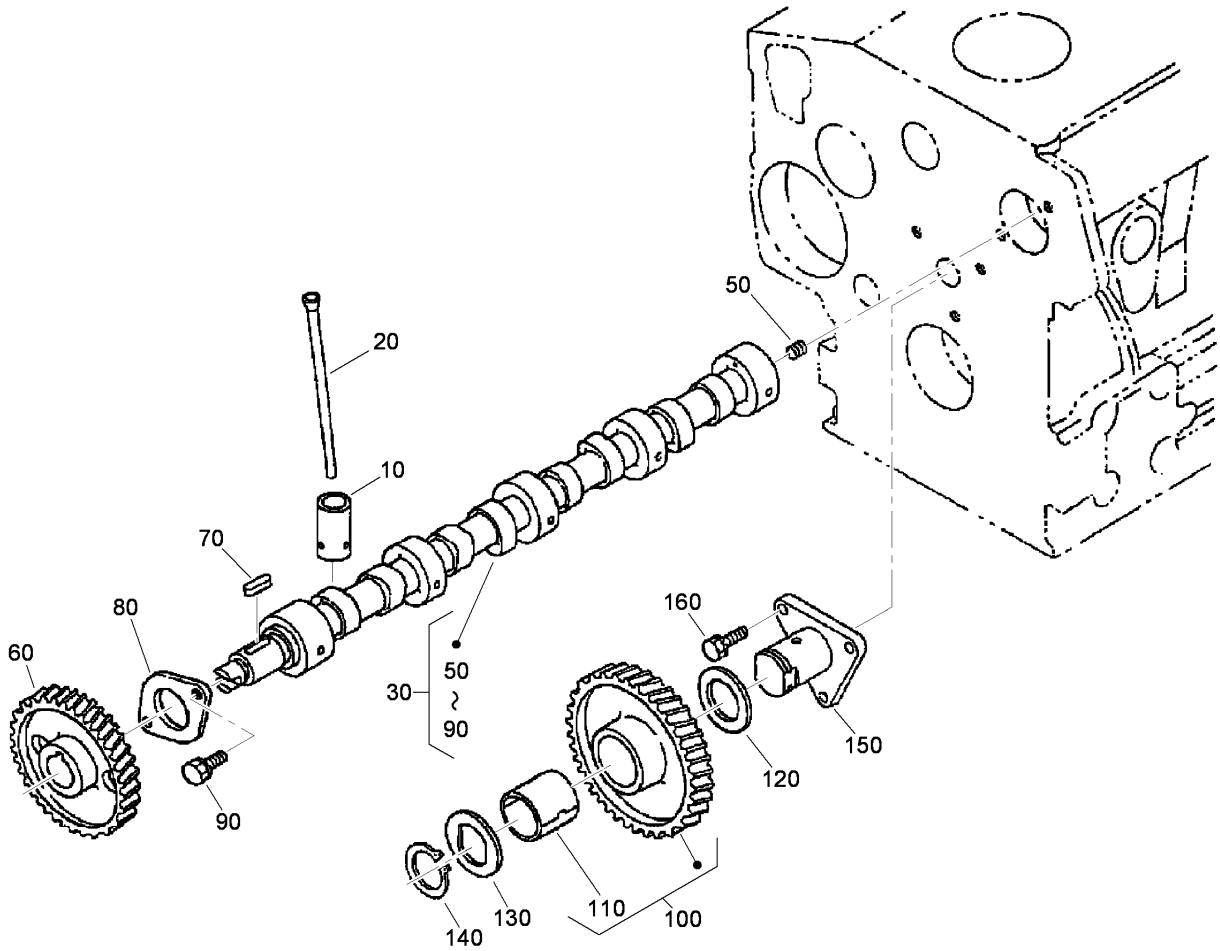




## Main Bearing Case Assembly

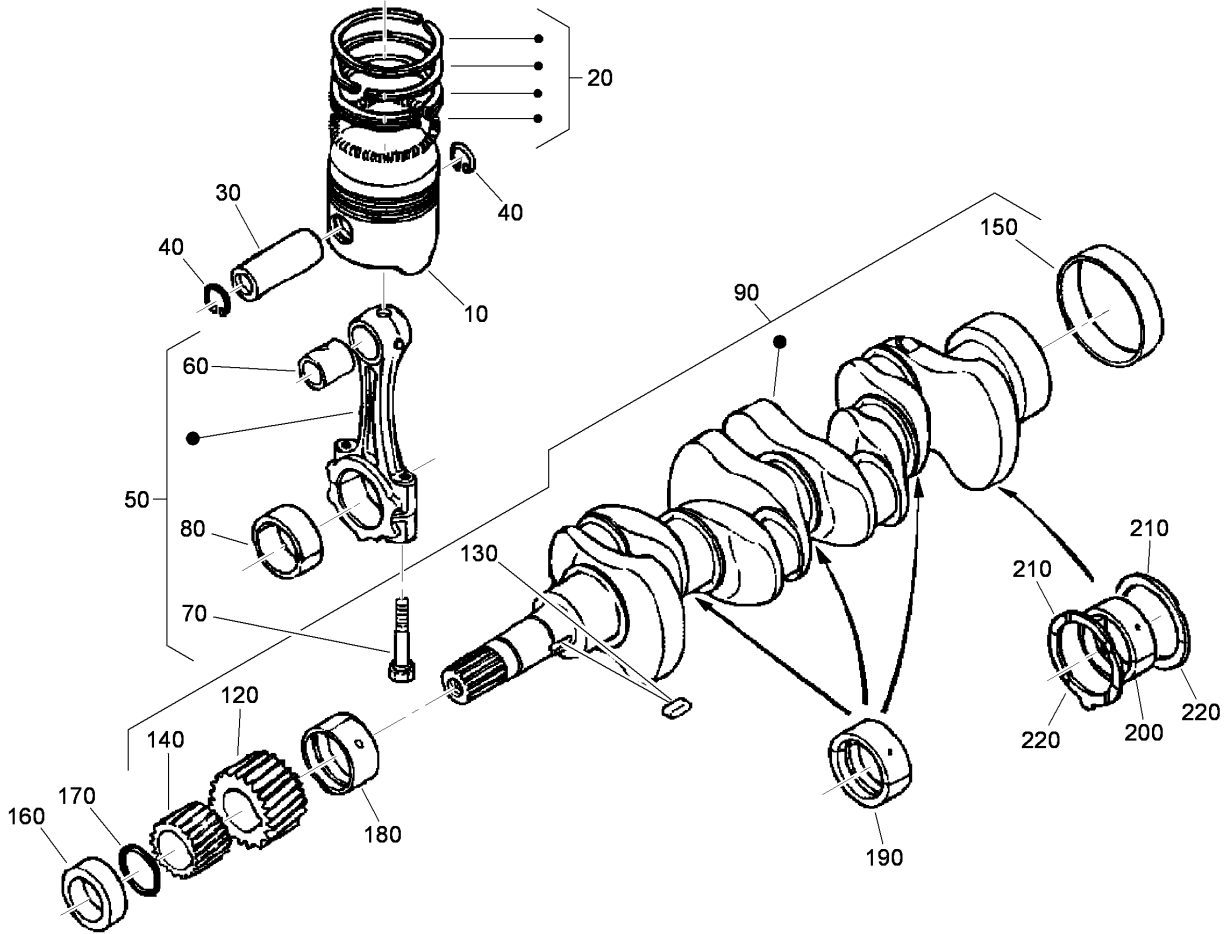
Ref	Part No.	Qty.	Description
10	112-7026	1	Wheel Bearing Case ASM
15	112-7045	1	Metal-Crankshaft
20	98-9484	2	Bolt-Case, Bearing
30	98-9634	1	Gasket-Case, Bearing
40	112-7046	1	Cover-Case, Bearing
50	112-0180	1	Seal-Oil
60	112-7037	1	Gasket-Cover, Case
70	98-9352	8	Bolt
80	98-7568	9	Bolt
90	112-7028	1	Bearing ASM
95	112-7011	1	Bearing-Main (STD)
100	98-9484	2	Bolt-Case, Bearing
110	98-9485	3	Bolt-Case, Bearing
120	112-7027	1	Bearing ASM
125	112-7011	1	Bearing-Main (STD)
130	98-9484	2	Bolt-Case, Bearing
140	115-4120	1	Bearing Case ASM
145	112-7011	1	Bearing-Main (STD)
150	98-9484	2	Bolt-Case, Bearing

--	--	--	--



## Cam Shaft and Idle Gear Shaft Assembly

Ref	Part No.	Qty.	Description
10	112-0185	8	Tappet
20	98-9509	8	Rod-Push
30	112-8402	1	Camshaft ASM
50	98-7449	1	Screw-Set
60	98-9512	1	Gear-Cam
70	98-9378	1	Key-Feather
80	98-9510	1	Stopper-Camshaft
90	98-7692	2	Bolt
100	98-9649	1	Idle Gear ASM
110	98-9650	1	Bushing-Gear, Idle
120	98-9535	1	Collar-Gear, Idle
130	98-9536	1	Collar-Gear, Idle
140	98-9534	1	Circlip-Gear, Idle
150	98-9533	1	Shaft-Gear, Idle
160	98-7692	3	Bolt

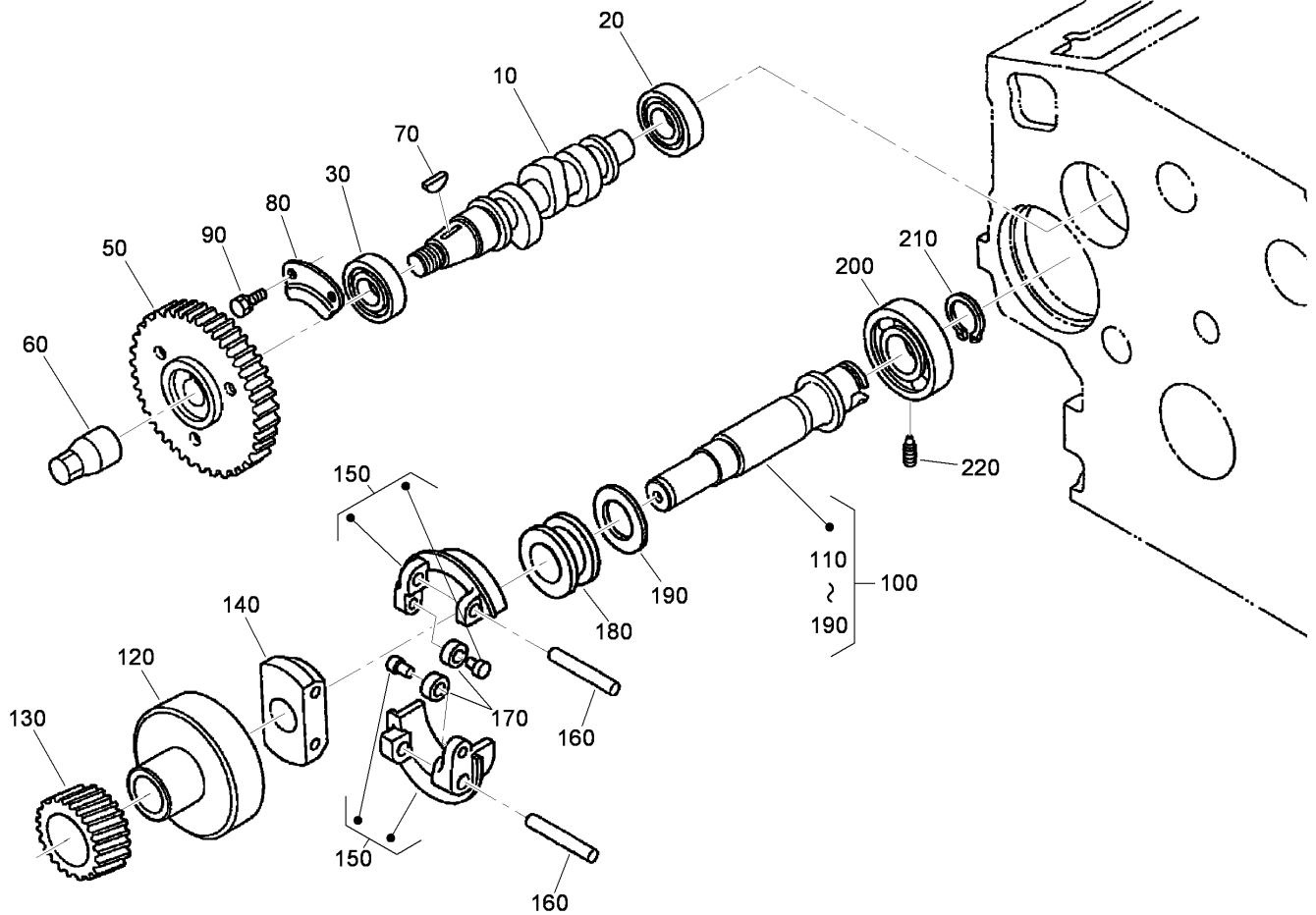



## Piston and Crankshaft Assembly

Ref	Part No.	Qty.	Description
10	98-9550	4	Piston (STD)
10	108-1417	4	Piston, 0.5Mm
20	98-9551	4	Piston Ring ASM (STD)
20	98-9619	4	Piston Ring ASM (0.5Mm)
30	98-9513	4	Pin-Piston
40	98-9514	8	Circlip-Pin, Piston
50	98-9552	4	Connecting Rod ASM
60	98-9515	4	Bushing-Pin, Piston
70	98-9517	8	Bolt-Rod, Connecting
80	98-9553	4	Bearing-Rod (STD)
80	108-1405	4	Metal-Crankpin, -0.2Mm
80	108-1406	4	Metal-Crankpin, -0.4Mm
90	105-3718	1	Crankshaft-Complete
120	98-9532	1	Gear-Crankshaft
130	98-9666	1	Key
140	98-9542	1	Gear-Drive, Oil Pump
150	98-9522	1	Sleeve-Crankshaft
160	98-9521	1	Collar-Crankshaft
170	98-9373	1	O-Ring
180	112-7005	1	Bearing-Main (STD)
180	112-7009	1	Metal-Crankpin, -0.2Mm
180	112-7010	1	Metal-Crankpin, -0.4Mm
190	112-7011	3	Bearing-Main (STD)
190	112-7012	3	Metal-Crankpin, -0.2Mm

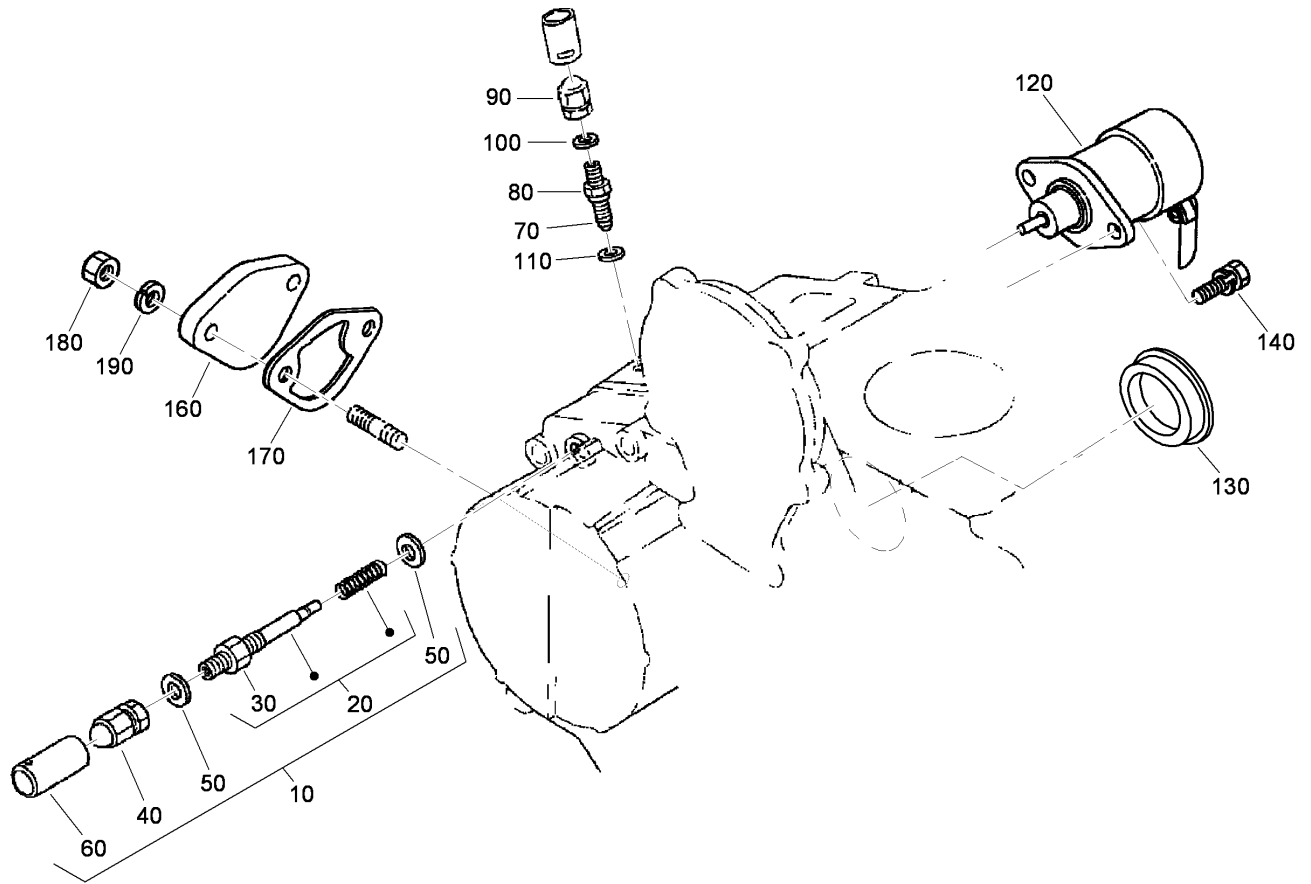
Ref	Part No.	Qty.	Description
190	112-7013	3	Metal-Crankpin, -0.4Mm
200	115-4121	1	Metal-Crankshaft
200	112-7039	1	Metal-Crankshaft
200	112-7040	1	Metal-Crankshaft
210	98-9413	2	Bearing-Thrust (STD)
210	98-9414	2	Bearing-Thrust (0.2Mm)
210	98-9415	2	Bearing-Thrust (0.4Mm)
220	98-9688	2	Bearing-Thrust (STD)
220	98-9689	2	Bearing-Thrust (0.2Mm)
220	98-9690	2	Bearing-Thrust (0.4Mm)





## Fuel Camshaft and Governor Shaft Assembly

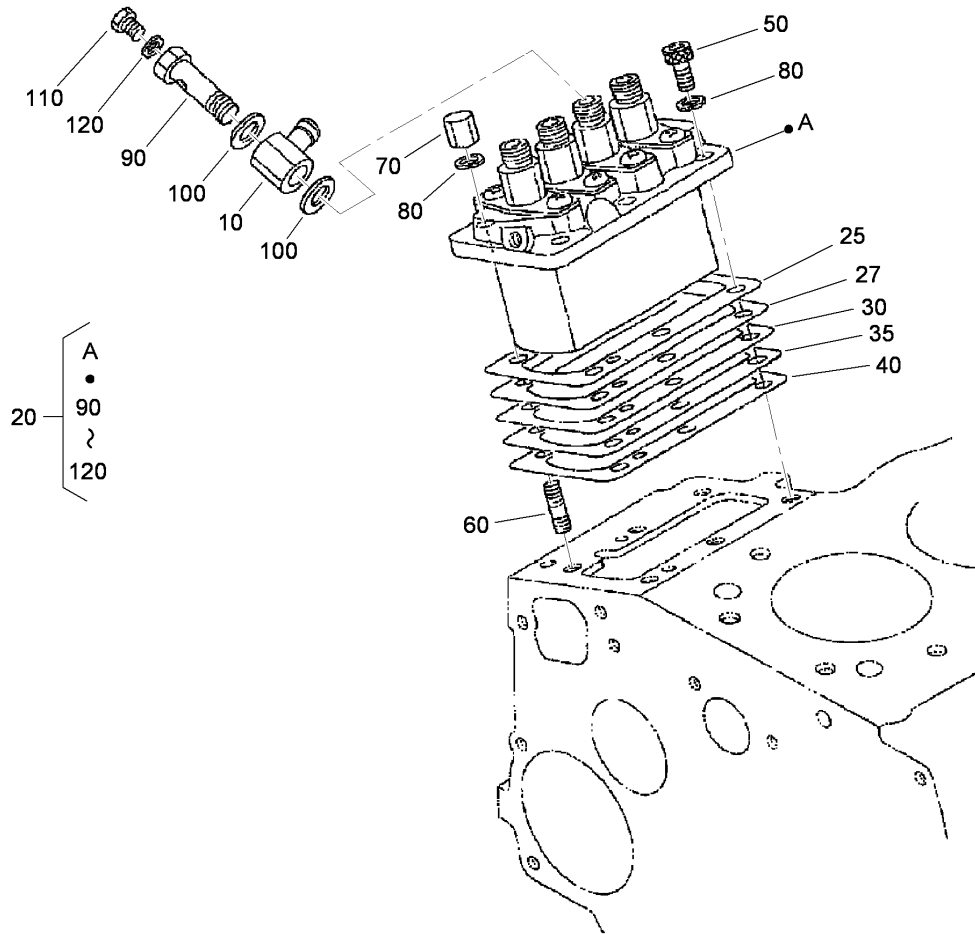
Ref	Part No.	Qty.	Description
10	105-3723	1	Camshaft-Fuel
20	107-9077	1	Bearing-Ball
30	107-9078	1	Bearing-Ball
50	98-9669	1	Gear-Pump, Injection
60	98-9590	1	Nut-Cap
70	98-9595	1	Key-Woodruff
80	98-9511	1	Stopper-Fuel, Camshaft
90	98-7692	2	Bolt
100	105-3724	1	Governor Shaft ASM
110	105-3725	1	Shaft, Governor
120	98-9562	1	Holder-Gear, Governor
130	98-9673	1	Gear-Governor
140	98-9561	1	Holder-Weight, Governor
150	98-9559	2	Governor Weight ASM
160	98-9560	2	Shaft-Weight, Governor
170	98-9692	2	Roller
180	98-9563	1	Sleeve-Governor
190	98-9564	1	Washer-Thrust
200	107-9079	1	Bearing-Ball
210	98-9657	1	Circlip-Shaft, Governor
220	98-9565	1	Screw-Set

### Idle Apparatus Assembly

Ref	Part No.	Qty.	Description
10	115-4124	1	Apparatus-Idling
20	115-4125	1	Adjustment Bolt ASM
30	98-9439	1	Nut
40	99-8387	1	Nut-Cap
50	98-7654	2	Gasket
60	98-7656	1	Cap
70	112-7015	1	Bolt-Adjusting
80	100-2175	1	Nut-Lock
90	99-8387	1	Nut-Cap
100	98-7654	1	Gasket
110	107-9081	1	Gasket
120	104-5155	1	Solenoid-Stop
130	112-7016	1	Cover-Pump
140	115-3039	2	Bolt-HSH
160	99-3514	1	Cover
170	98-9636	1	Gasket-Pump, Fuel
180	98-7572	2	Nut
190	98-7699	2	Washer-Spring

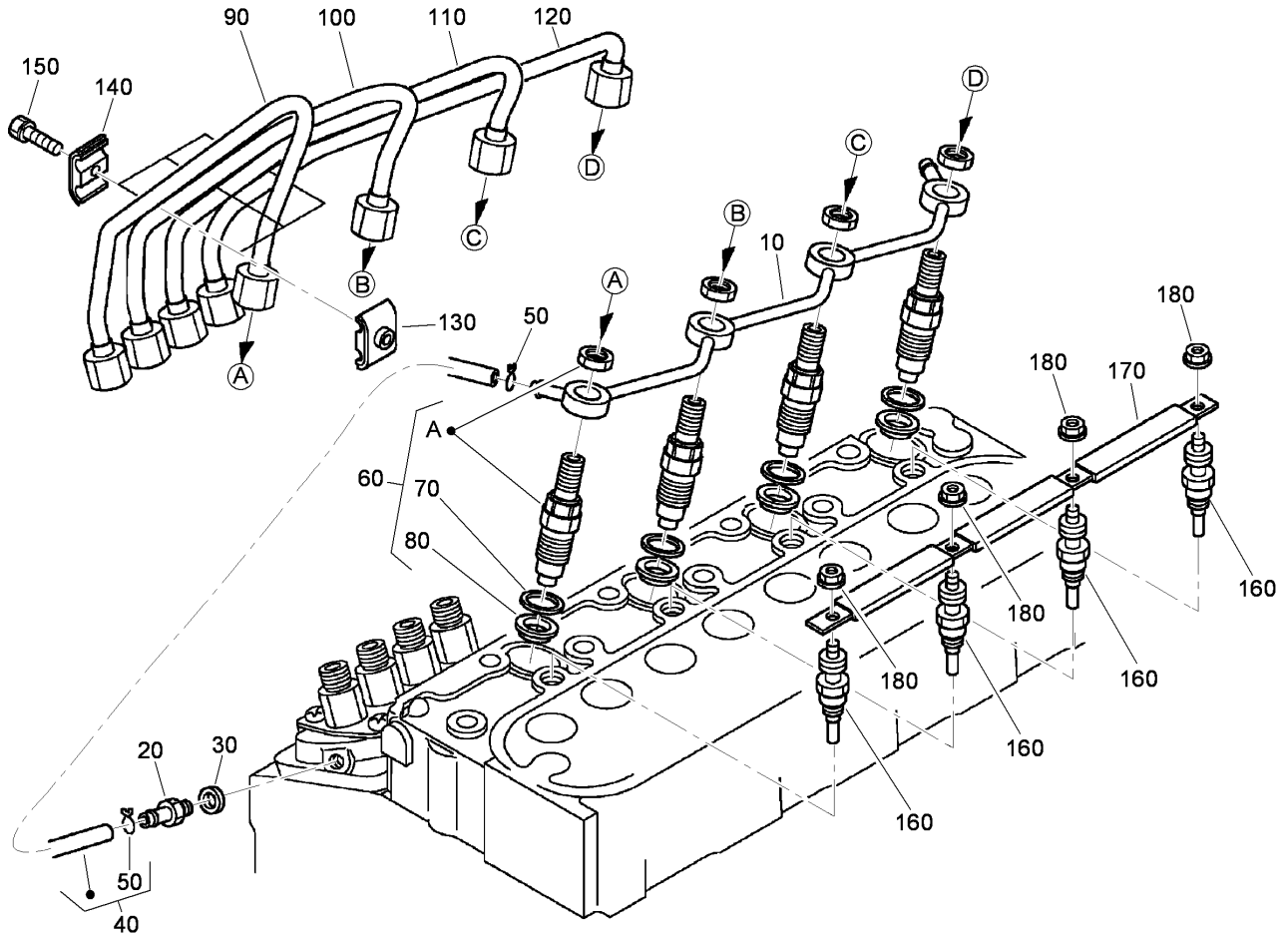
--	--	--	--



## Injection Pump Assembly

Ref	Part No.	Qty.	Description
10	98-9596	1	Joint-Eye
20	105-3727	1	Injection Pump ASM
25	115-3016	1	Shim
27	115-3017	1	Shim
30	105-3728	1	Shim-Pump, Injection (.20Mm)
35	105-3729	1	Shim-Pump, Injection (.25Mm)
40	105-3730	1	Shim-Pump, Injection (.30Mm)
50	98-9361	3	Bolt-HSH
60	98-9438	3	Stud
70	98-9440	3	Nut-Cap
80	98-7699	6	Washer-Spring
90	98-9464	1	Bolt-Joint
100	98-9445	2	Gasket
110	98-9430	1	Screw
120	98-9446	1	Gasket

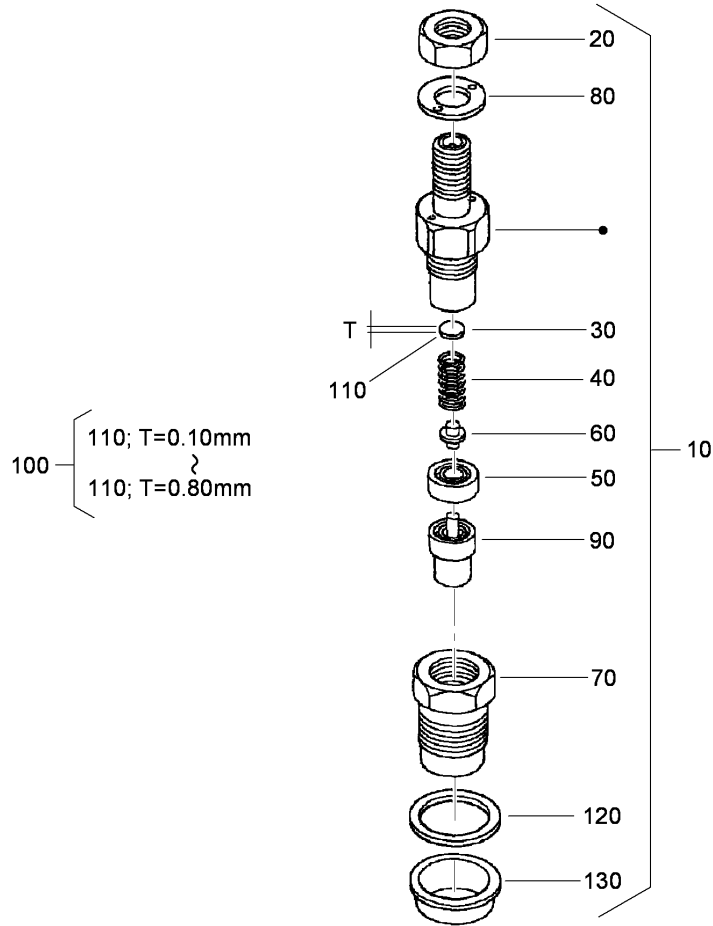




## Nozzle Holder and Glow Plug Assembly

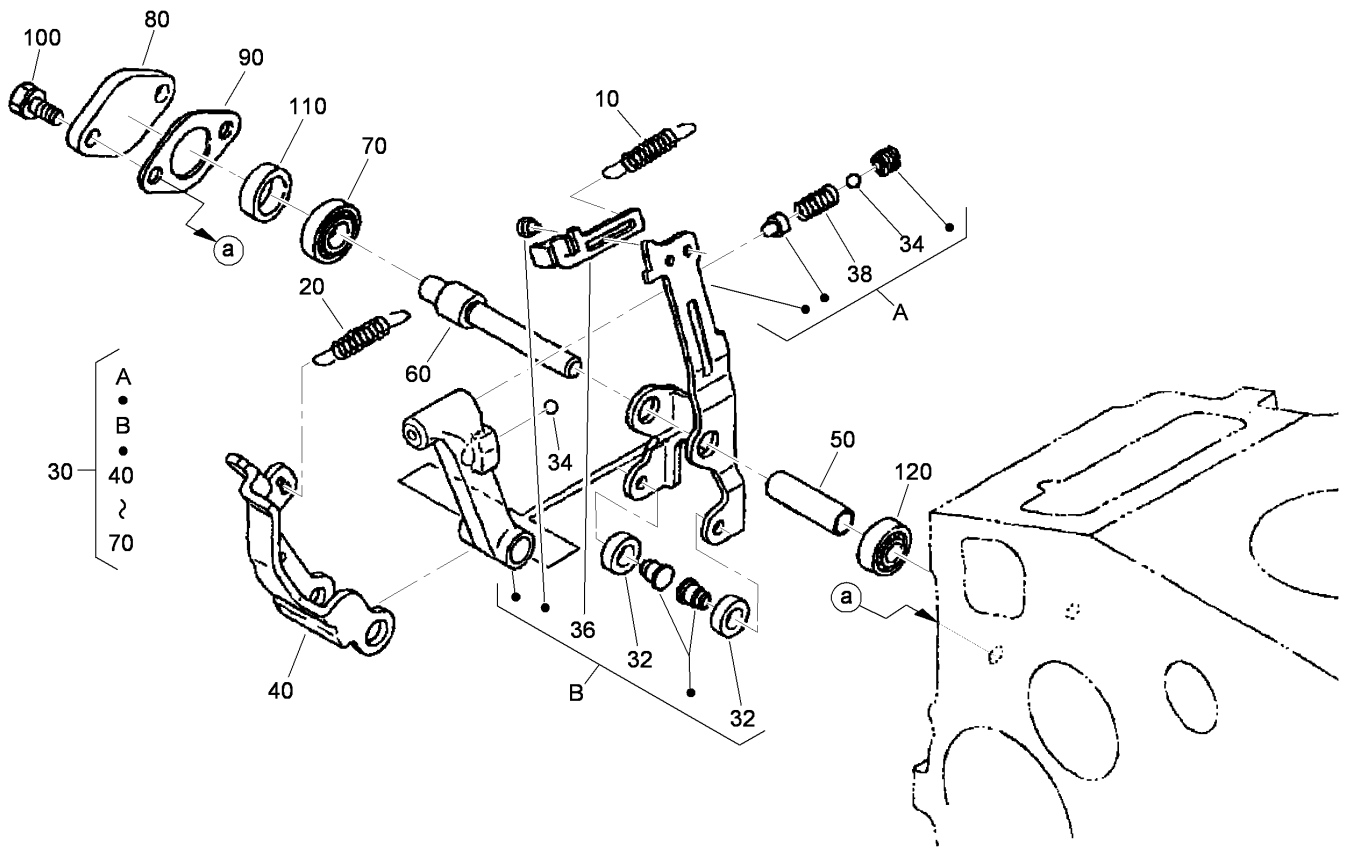
Ref	Part No.	Qty.	Description
10	105-3737	1	Over Flow Pipe ASM
20	98-9431	1	Screw-Bleeder, Air
30	98-7654	1	Gasket
40	98-9420	1	Overflow Pipe ASM
50	98-7671	2	Clip-Pipe
60	108-2866	4	Nozzle Holder Kit
70	98-7676	4	Gasket
80	98-7677	4	Seal-Heat
90	98-9622	1	Pipe-Injection
100	98-9654	1	Pipe-Injection
110	98-9655	1	Pipe-Injection
120	105-3738	1	Pipe-Injection
130	98-7682	3	Clamp-Pipe
140	98-7683	3	Clamp-Pipe
150	98-9364	3	Screw (With Washer)
160	98-9623	4	Plug-Glow
170	105-3739	1	Cord-Plug, Glow
180	99-8377	4	Nut-Flange

--	--	--	--



## Nozzle Holder Component Assembly

Ref	Part No.	Qty.	Description
10	108-2866	4	Nozzle Holder Kit
20	99-8301	4	Nut
30	99-8302	4	Washer-Adjusting
40	99-8303	4	Spring-Nozzle
50	99-8304	4	Spacer-Distance
60	99-8305	4	Rod-Push
70	99-8306	4	Nut-Nozzle
80	99-8307	4	Washer-Plain
90	107-7826	4	Piece-Nozzle
100	99-8309	4	Adjusting Washer ASM
110	99-8310	4	Washer-Adjust (0.10Mm)
110	99-8311	4	Washer-Adjust (0.20Mm)
110	99-8312	4	Washer-Adjust (0.30Mm)
110	99-8313	4	Washer-Adjust (0.40Mm)
110	99-8314	4	Washer-Adjust (0.50Mm)
110	99-8315	4	Washer-Adjust (0.52Mm)
110	99-8316	4	Washer-Adjust (0.54Mm)
110	99-8317	4	Washer-Adjust (0.56Mm)
110	99-8318	4	Washer-Adjust (0.58Mm)
110	99-8319	4	Washer-Adjust (0.80Mm)
120	98-7676	4	Gasket
130	98-7677	4	Seal-Heat

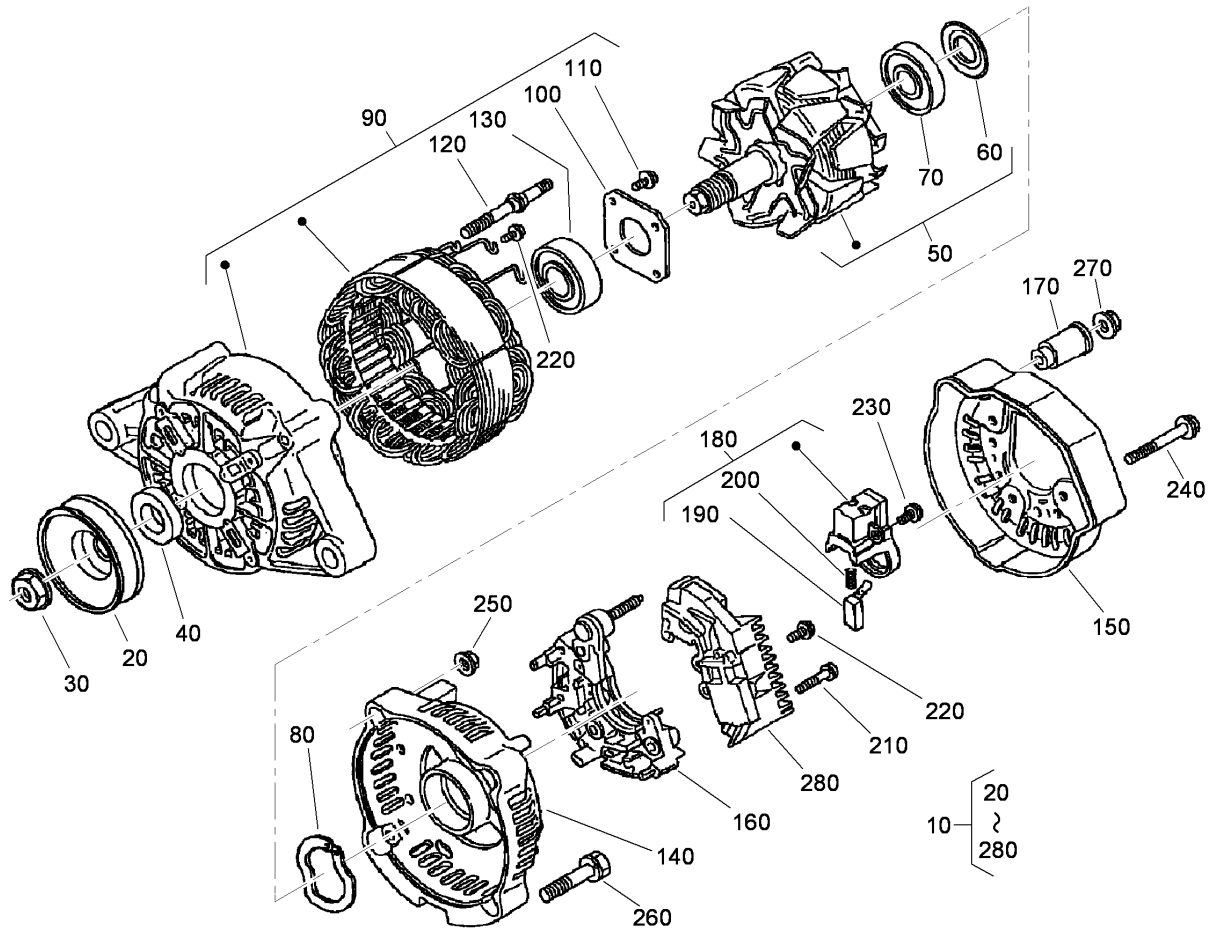



## Governor Assembly

Ref	Part No.	Qty.	Description
10	105-3741	1	Spring-Start
20	98-9681	1	Spring-Governor
30	108-4427	1	Fork Lever ASM
32	98-9692	2	Roller
34	98-7580	2	Ball
36	107-9083	1	Lever-Thrust
38	108-2867	1	Spring
40	107-9084	1	Lever-Fork
50	107-9085	1	Shaft-Lever, Fork
60	107-9086	1	Shaft-Lever, Fork
70	98-9570	1	Bearing-Miniaturize
80	115-4122	1	Cover-Shaft, Fork Lever
90	98-9682	1	Gasket
100	98-9350	2	Bolt
110	98-9567	1	Collar
120	98-9571	1	Bearing-Miniaturize

--	--	--	--

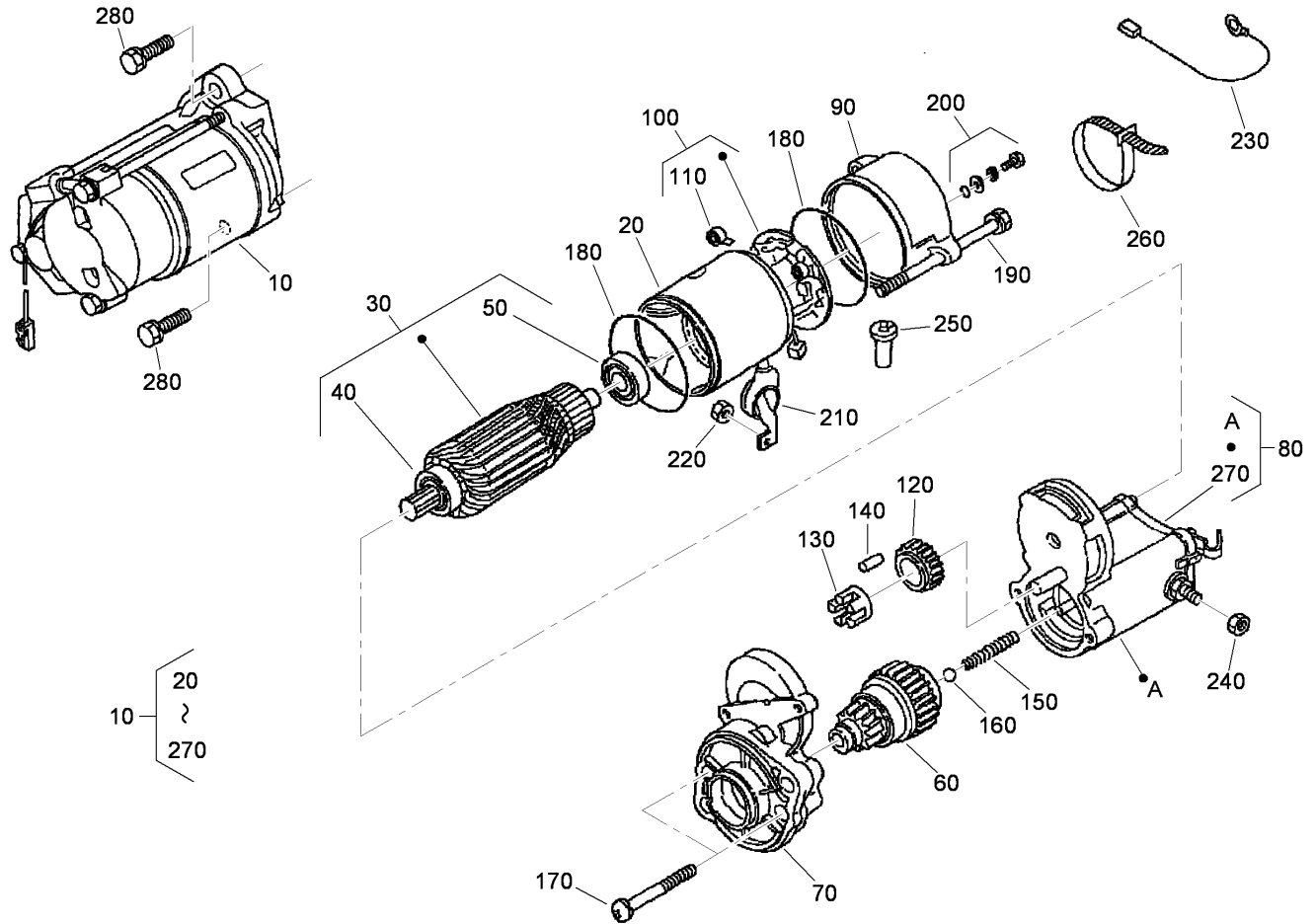




## Alternator Component Assembly

Ref	Part No.	Qty.	Description
10	98-9474	1	Alternator ASM
20	98-9453	1	Pulley-Dynamo
30	98-7708	1	Nut
40	98-7709	1	Collar
50	107-0136	1	Rotor
60	98-7711	1	Cover-Bearing
70	98-7712	1	Bearing-Ball
80	98-7713	1	Washer-Thrust
90	107-0139	1	Drive End Frame ASM
100	98-7715	1	Plate-Retainer
110	98-7716	4	Screw-Head, Round
120	98-7717	2	Bolt-Through
130	107-0137	1	Bearing-Ball
140	107-9087	1	Frame-End
150	107-0140	1	Cover-End
160	98-7721	1	Rectifier ASM
170	98-7722	1	Bushing-Insulation
180	107-0141	1	Holder-Brush
190	98-7724	2	Brush
200	98-7725	2	Spring-Brush
210	98-7726	2	Screw-Head, Round
220	98-7727	6	Screw-Head, Round
230	98-7728	1	Screw-Head, Round
240	98-7729	3	Bolt

Ref	Part No.	Qty.	Description
250	98-7730	2	Nut
260	98-7731	2	Bolt
270	98-7732	1	Nut
280	110-3799	1	Regulator ASM

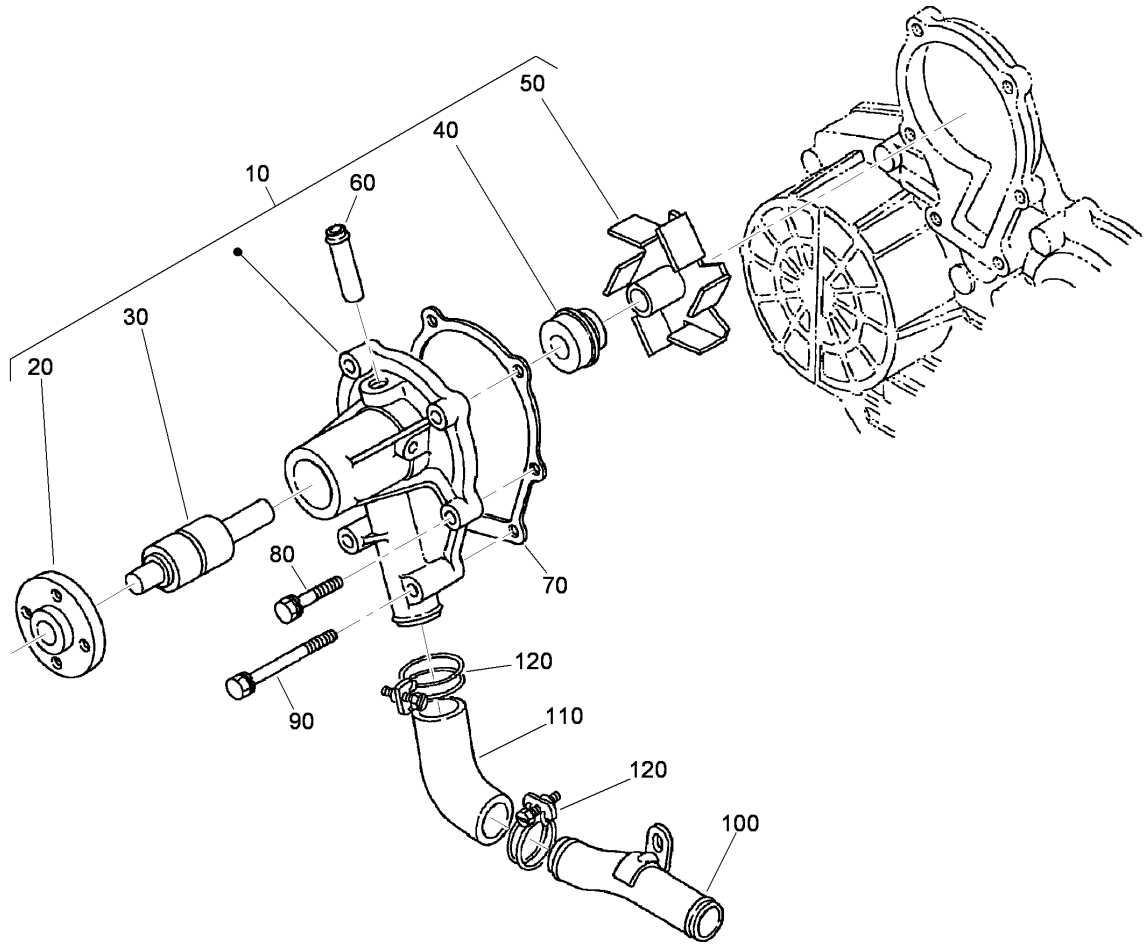


## Starter Assembly

Ref	Part No.	Qty.	Description
10	98-9705	1	Starter ASM
20	104-8608	1	Yoke ASM
30	98-7742	1	Armature ASM
40	98-7744	1	Bearing
50	98-7743	1	Bearing
60	99-8373	1	Clutch-Running, Over
70	99-8374	1	Frame-End, Drive
80	105-3746	1	Magnetic Switch ASM
90	98-7748	1	Frame-End
100	98-7749	1	Brush Holder ASM
110	98-7750	4	Spring-Brush
120	98-7751	1	Gear
130	98-7752	1	Retainer
140	98-7753	5	Roller
150	98-7754	1	Spring
160	98-7755	1	Ball
170	98-7756	2	Bolt
180	98-7757	2	O-Ring
190	100-9240	2	Bolt
200	98-7758	2	Bolt ASM
210	99-8375	1	Cover
220	99-8371	1	Nut-Hex
230	98-9711	1	Cord-Solenoid, Stop
240	99-8376	1	Nut-Hex

Ref	Part No.	Qty.	Description
250	98-7759	1	Pipe-Drain
260	98-9712	1	Band-Cover
270	105-2886	1	Cover ASM
280	98-7697	2	Bolt



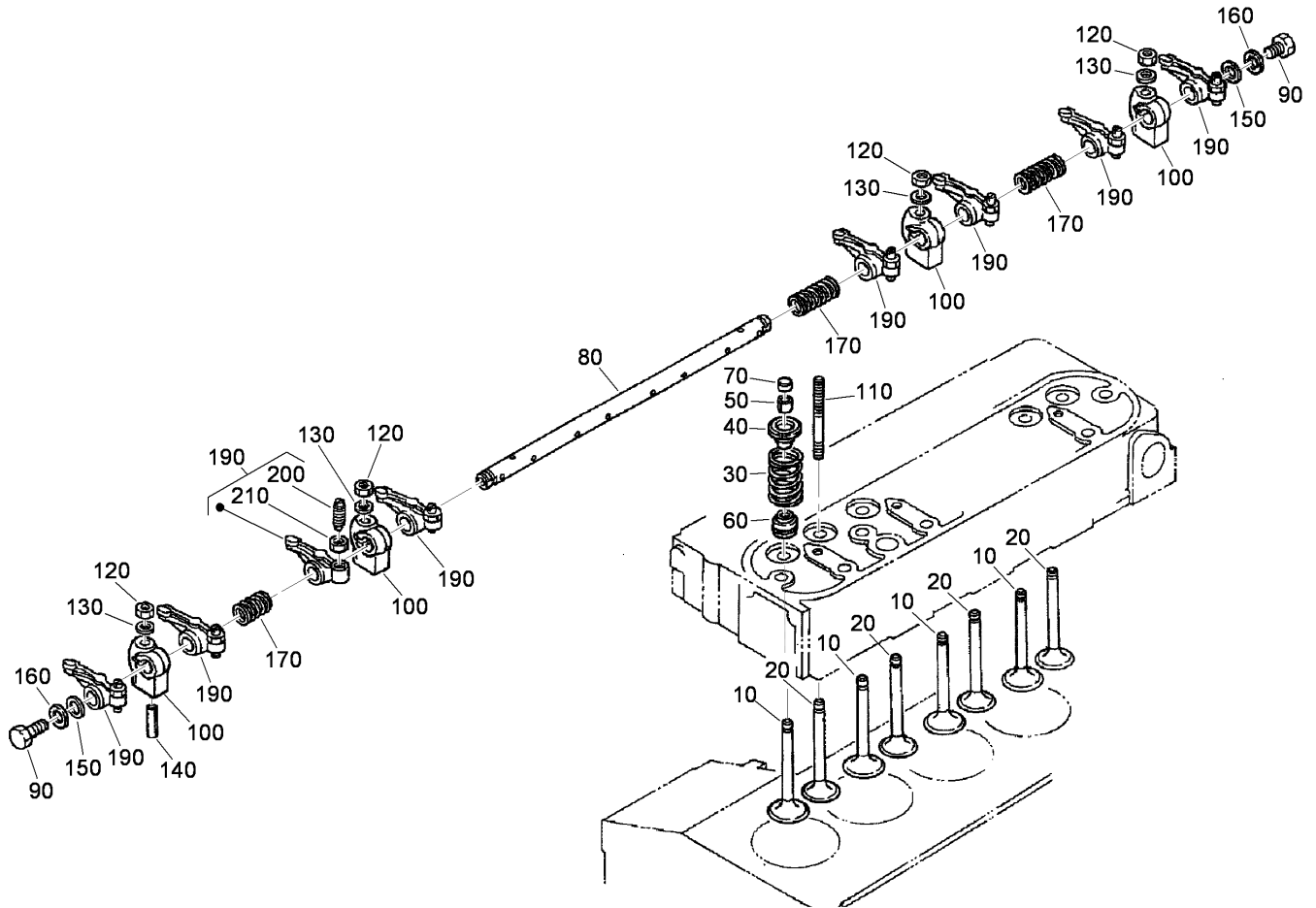


## Water Pump Assembly

Ref	Part No.	Qty.	Description
10	107-9089	1	Water Pump ASM
20	99-3516	1	Flange-Pump, Water
30	99-3517	1	Bearing-Pump, Water
40	105-3750	1	Mechanical Seal ASM
50	112-7017	1	Impeller-Pump, Water
60	100-1932	1	Pipe-Return, Water
70	99-3454	1	Gasket-Pump, Water
80	98-9353	4	Bolt
90	98-9357	2	Bolt
100	105-3752	1	Pipe-Water
110	107-9091	1	Pipe-Water
120	98-9717	2	Clamp

--	--	--	--



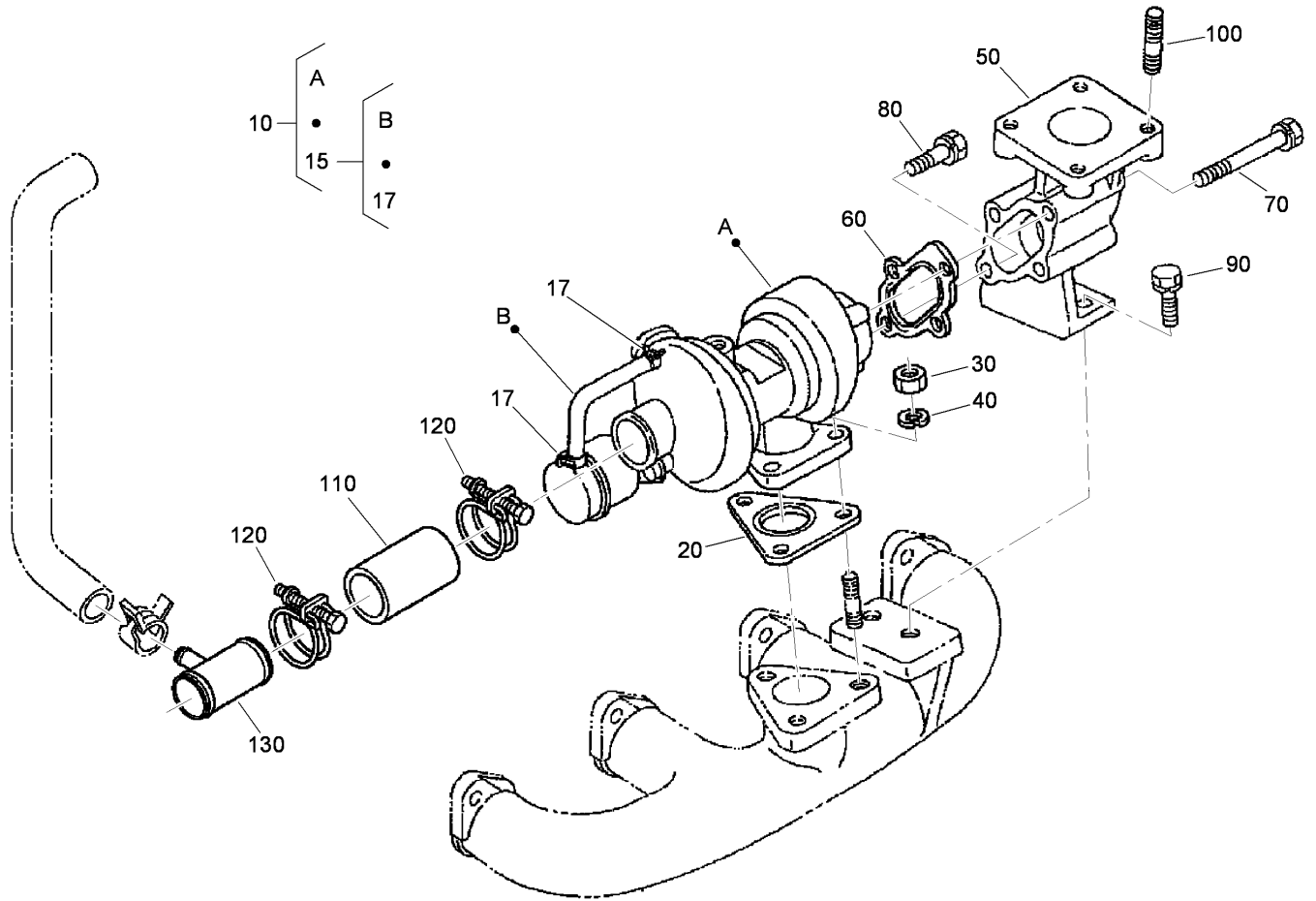


## Valve and Rocker Arm Assembly

Ref	Part No.	Qty.	Description
10	112-7018	4	Valve-Inlet
20	112-7019	4	Valve-Exhaust
30	98-9626	8	Spring-Valve
40	107-9092	8	Retainer-Spring
50	98-9390	8	Collet-Set, Valve Spring
60	99-8385	8	Seat-Stem, Valve
70	98-9497	8	Cap-Valve
80	105-3757	1	Shaft-Arm, Rocker
90	100-9265	2	Bolt
100	98-9505	4	Bracket-Arm, Rocker
110	98-9506	4	Stud
120	98-9393	4	Nut
130	98-9385	4	Washer-Flat
140	105-3758	2	Pin-Spring
150	98-9507	2	Washer-Shaft, R-Arm
160	3256-1	2	Washer-Flat
170	98-9504	3	Spring-Arm, Rocker
190	112-7020	8	Rocker Arm ASM
200	98-9502	8	Screw-Adjusting
210	98-9503	8	Nut

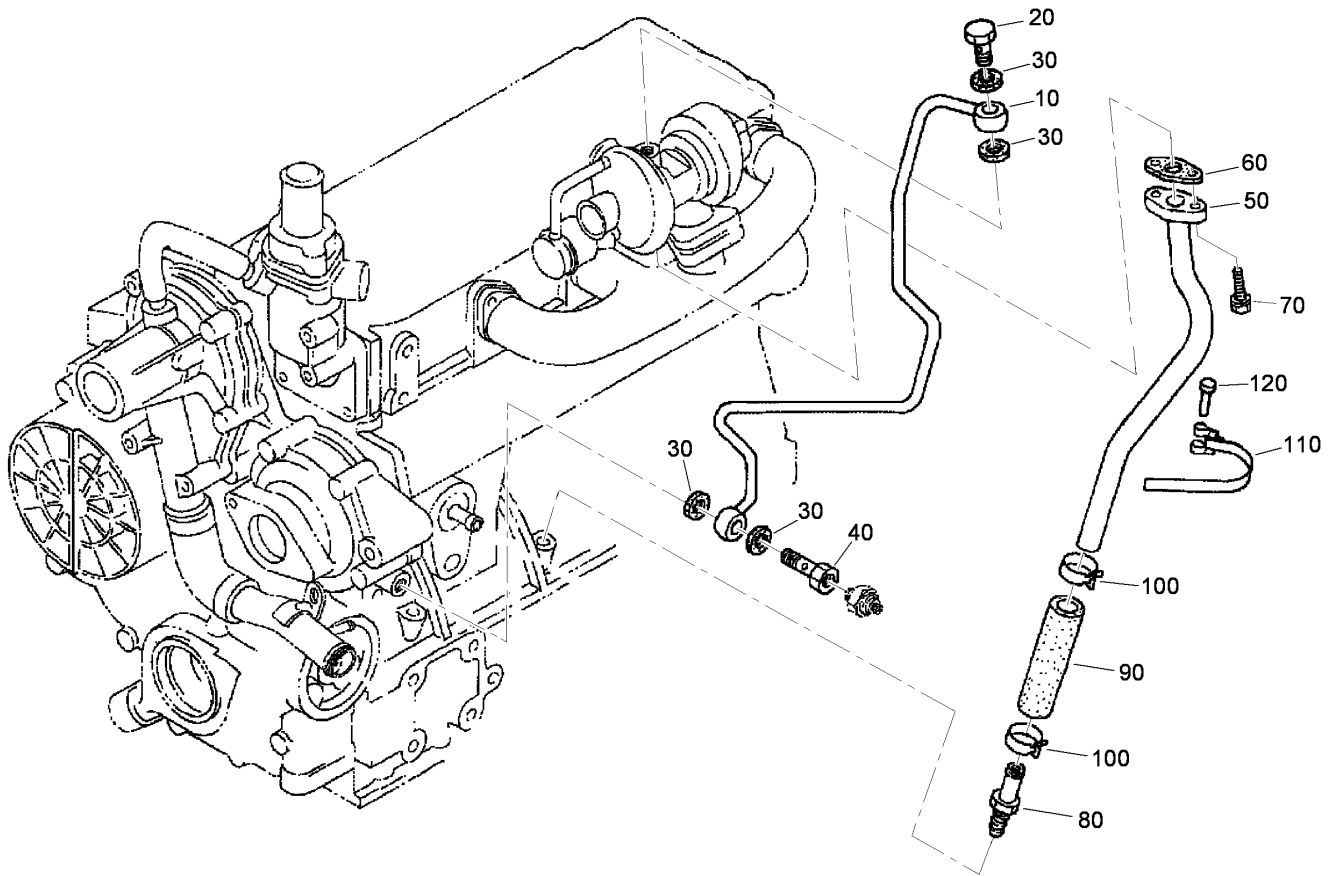
--	--	--	--





## Turbo Charger Assembly

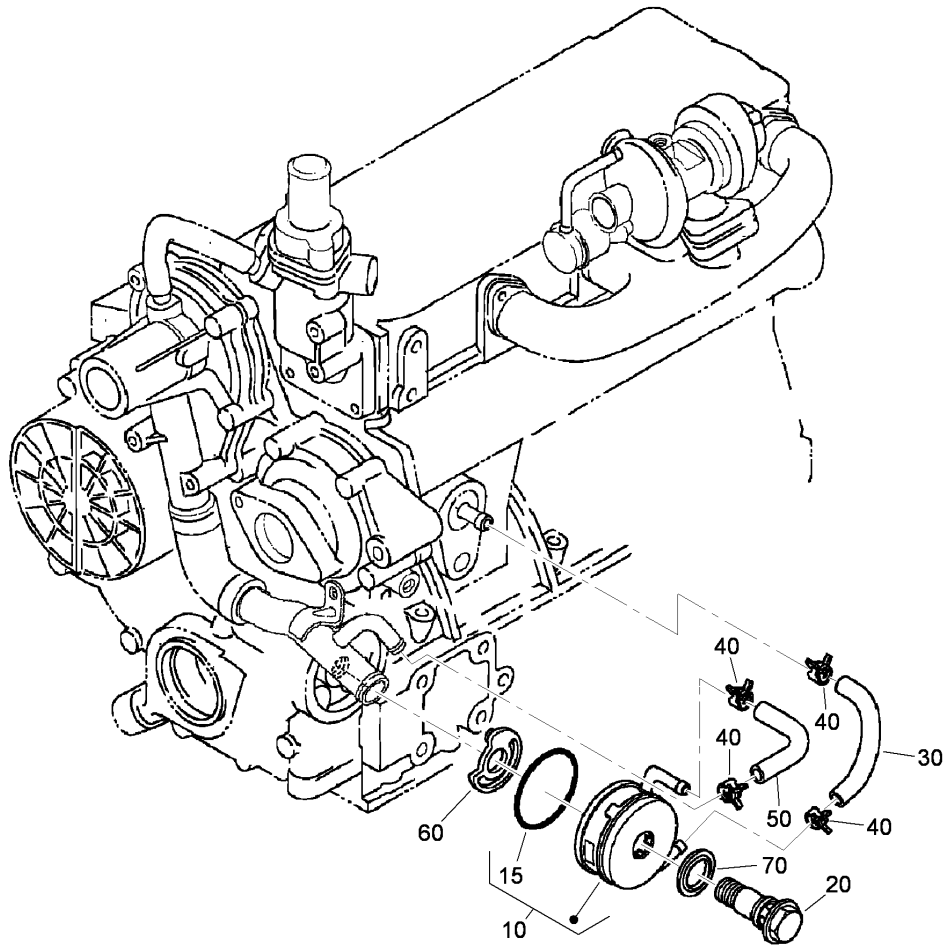
Ref	Part No.	Qty.	Description
10	108-1412	1	Turbo Charger ASM
15	108-1413	1	Hose ASM
17	108-1414	2	Clamp-Hose
20	105-3767	1	Gasket
30	98-7534	3	Nut
40	105-2893	3	Washer-Spring
50	99-8335	1	Flange-Muffler
60	105-3768	1	Gasket
70	105-2894	3	Bolt
80	105-2895	1	Bolt
90	98-7610	2	Bolt
100	98-7769	4	Stud
110	115-4101	1	Tube-Inlet, Turbo
120	115-4102	2	Band
130	115-4103	1	Pipe-Inlet, Breather



### Oil Pipe Assembly

Ref	Part No.	Qty.	Description
10	108-4424	1	Oil Pipe ASM
20	115-4126	1	Bolt-Joint, Eye
30	99-8346	4	Gasket
40	115-4126	1	Bolt-Joint, Eye
50	108-4423	1	Oil Pipe ASM
60	108-4422	1	Gasket
70	98-7605	2	Bolt
80	105-3771	1	Pipe-Oil, Complete
90	98-9721	1	Pipe-Oil
100	98-9714	2	Clamp-Hose
110	98-9601	1	Clamp-Pipe
120	98-9591	1	Pin-Band

--	--	--	--



### Oil Cooler Assembly

Ref	Part No.	Qty.	Description
10	108-4448	1	Oil Cooler ASM
15	112-7030	1	O-Ring
20	106-7054	1	Holder ASM
30	98-9724	1	Pipe-Cooler, Oil
40	98-9579	4	Band-Pipe
50	98-9578	1	Pipe-Return, Water
60	105-3774	1	Collar
70	108-4449	1	Washer


# Attachments and Accessories

## For 03806 - Reelmaster 6500-D 2-Wheel Drive Traction Unit

Product Name	Model/Part
TurfDefender Electronic Leak Detector Kit	03521
Left Hand Groomer Kit	03810
Right Hand Groomer Kit	03811
5-Blade Reel Mower	03860
7-Blade Reel Mower	03861
11-Blade Reel Mower	03862
8-Blade DPA Reel Mower	03863
11-Blade DPA Reel Mower	03864
Verticutter	03877
8 and 11-Blade Reel Mower Basket Kit	03883
Wheel Weight Kit	104-1478
Muffler-Spark Arrestor	104-5201
Back Biased Switch-Lift	105-3367
Grass Basket ASM	107-9518
Wiehle Scraper ASM	108-0605-03
Gauge Bar ASM	108-6715
Grass Basket Kit (with Groomers only)	108-6743
Frame Repair Kit	110-9740
Roll-Over Protection System	112-6505
Brush And Handle Kit	29-9100
Arm Rest Kit	30707
Diagnostic Display Box	85-4750
Roll-Over Protection System ASM	94-2643
Gauge Bar Kit	98-1852

# NOTES

# NOTES

