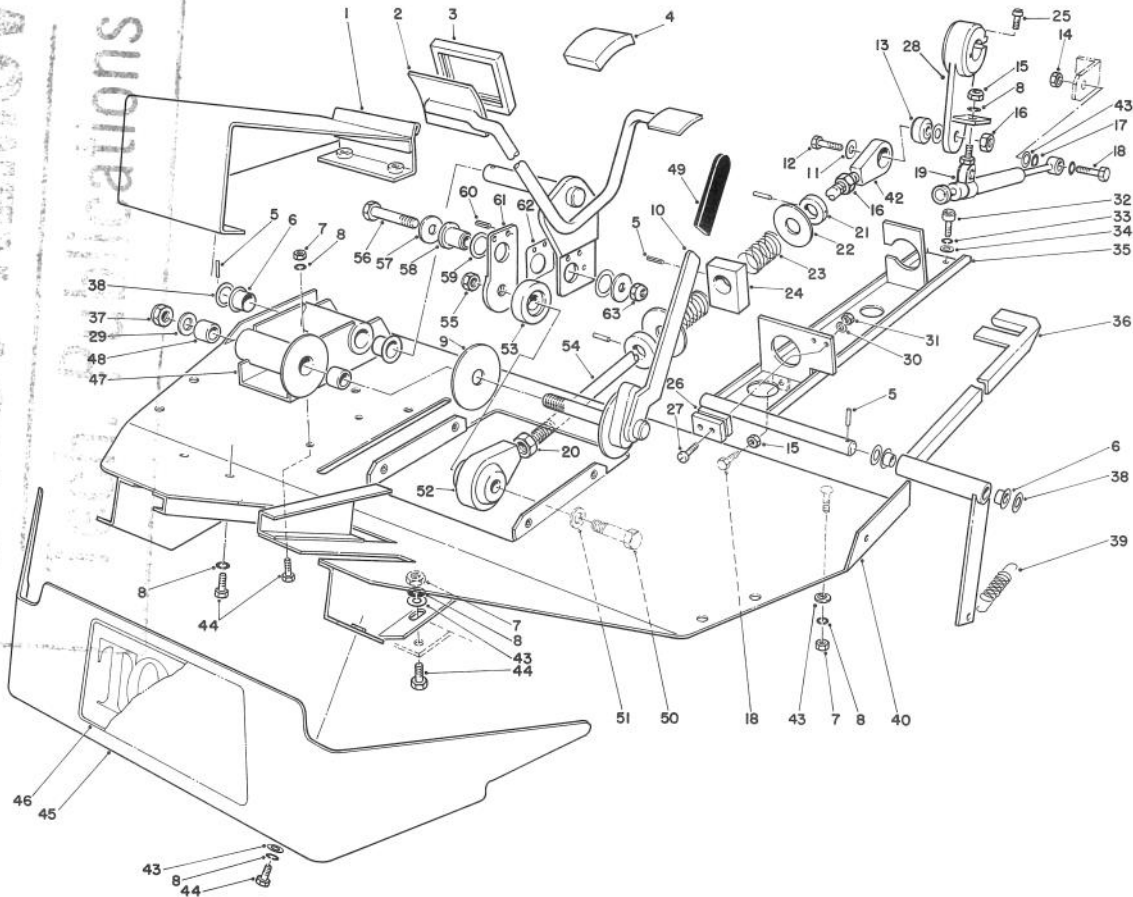


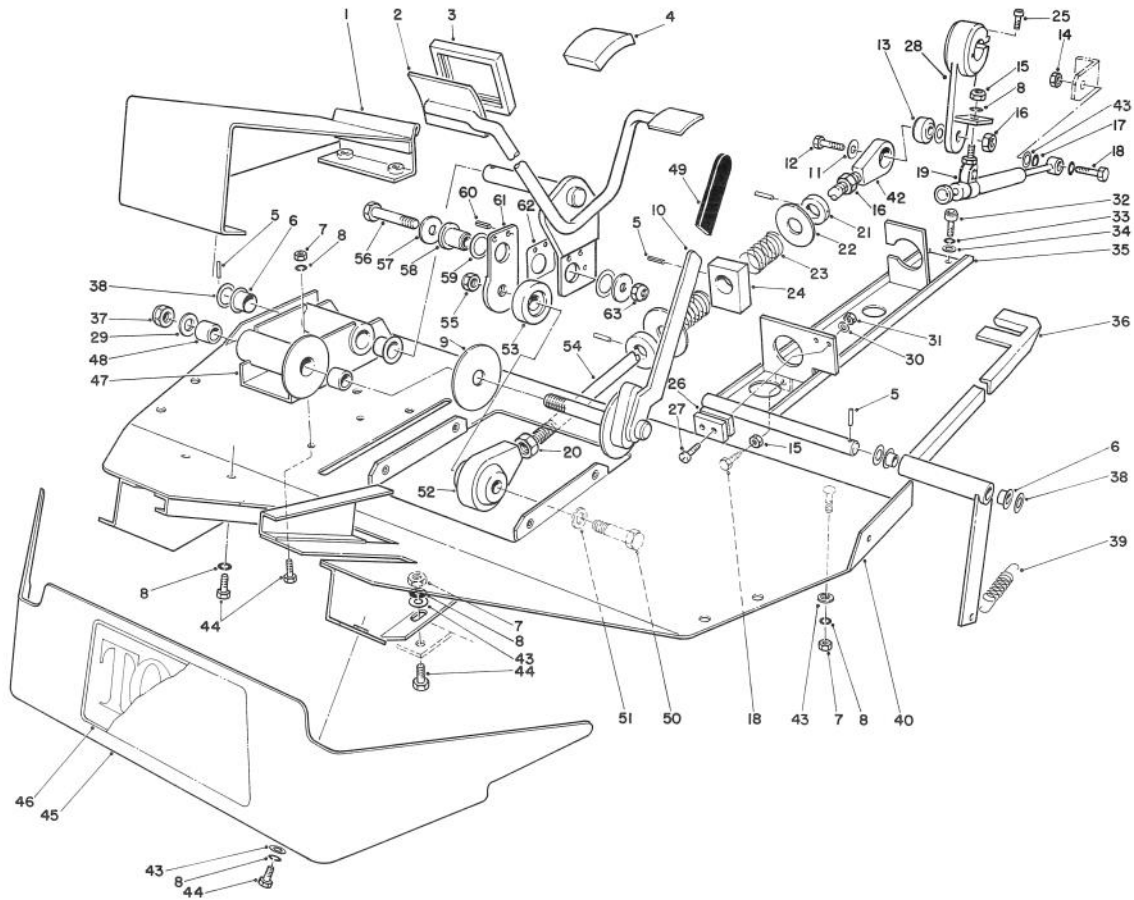
TORO[®]MODEL NO. 03702-40001 & UP
MODEL NO. 03703-40001 & UP**PARTS
CATALOG****REELMASTER[®] 4500D 2wd
Traction Unit**

T-0113

FOOT REST & PEDAL ASSEMBLY

Ref. No.	Part No.	Description	No. Used
1	58-9580	Foot Rest	1
2	76-3280	Pedal - Traction	1
3	74-9100	Pad - Forward	1
4	74-9110	Pad - Reverse	1
5	60-2110	Pin - Roll	5
6	48-6790	Bushing - Flanged	4
7	48-7930	Nut - Hex.	7
8	48-9570	Washer - Lock	15
9	3-2858	Disc - Friction	1
10	60-1130	Lever	1
11	3290-483	Washer	3
12	325-9	Bolt	1
13	47-7030	Bushing - Rubber	1
14	48-9510	Nut - Hex.	1
15	48-7930	Nut - Hex.	3
16	3217-9	Nut - Hex.	2

Ref. No.	Part No.	Description	No. Used
17	3290-482	Washer	2
18	48-7740	Bolt	3
19	48-7100	Dampener	1
20	3219-5	Nut - Hex.	1
21	58-4310	Ring	2
22	58-5100	Washer	2
23	60-5700	Spring	2
24	58-9010	Block	1
25	60-6540	Bolt	1
26	29-6163	Switch	2
27	3250-40	Screw	2
28	58-7800	Lever Pump	1
29	60-6990	Washer	1
30	3255-24	Washer - Lock	2
31	3217-29	Nut - Hex.	2
32	3274-7	Bolt	2

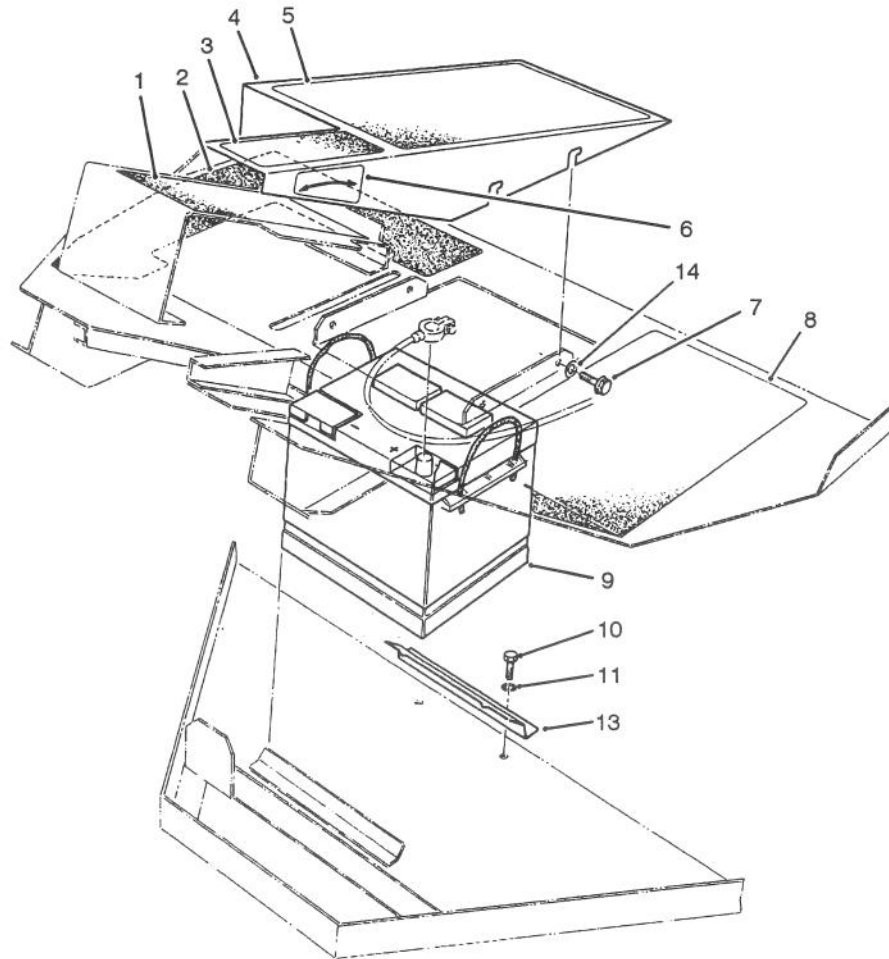


T-0113

FOOT REST & PEDALS ASSEMBLY (Continued)

Ref. No.	Part No.	Description	No. Used
33	3253-5	Washer - Lock	2
34	3256-24	Washer	2
35	60-0730	Bracket - Lock, Neutral	1
36	58-0800	Lever - Neutral Lock	1
37	3296-19	Nut - Lock	1
38	60-6740	Washer	3
39	48-6940	Spring	1
40	92-4730	Plate - Floor	1
42	60-0760	Clevis	1
43	48-8030	Washer	6
44	66-3160	Bolt	11
45	58-0400	Shroud - Front	1
46	62-7400	Decal - Toro	1
47	60-0600	Bracket	1
48	60-1110	Bushing	2

Ref. No.	Part No.	Description	No. Used
49	3-7877	Grip	1
50	325-8	Screw - Cap Hex. Hd.	1
51	3256-26	Washer - Flat	1
52	2411-44	Rod End - Ball Joint	1
53	76-3350	Spacer	1
54	76-3430	Rod	1
55	3296-25	Nut - Lock	1
56	3211-6	Screw - Cap Hex. Hd.	1
57	3256-45	Washer - Flat	2
58	76-3370	Bushing	1
59	3256-76	Washer - Flat	2
60	32121-11	Pin - Roll	2
61	76-3340	Link	1
62	76-3330	Spacer	1
63	3296-6	Nut - Lock	1

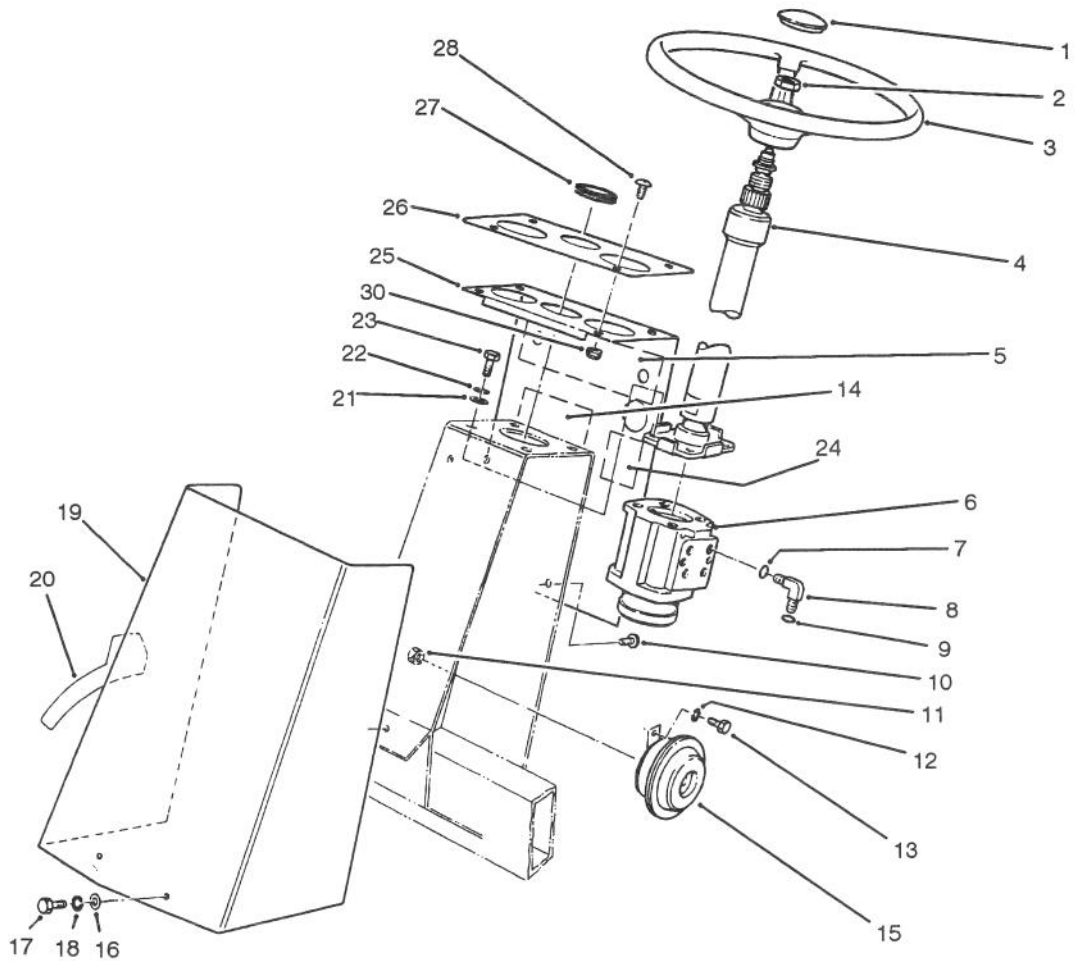


T-0114

FOOT PADS & BATTERY ASSEMBLY

Ref. No.	Part No.	Description	No. Used	Ref. No.	Part No.	Description	No. Used
1	59-7280	Foot Pad - Traction	1	8	58-6620	Foot Pad - L.H.	1
2	58-6510	Foot Pad - R.H.	1	†9		Battery	1
3	62-6440	Foot Pad	1	10	322-4	Screw - Cap Hex. Hd.	2
4	58-7390	Foot Rest Assembly	1	11	3253-4	Washer - Lock	2
5	58-6630	Foot Pad - Center	1	13	58-7270	Bar - Clamp	1
6	59-7960	Decal - Latch	1	14	3256-16	Washer - Flat	3
7	48-7620	Bolt - Flange, Hex. Hd.	3				

†Obtain Locally



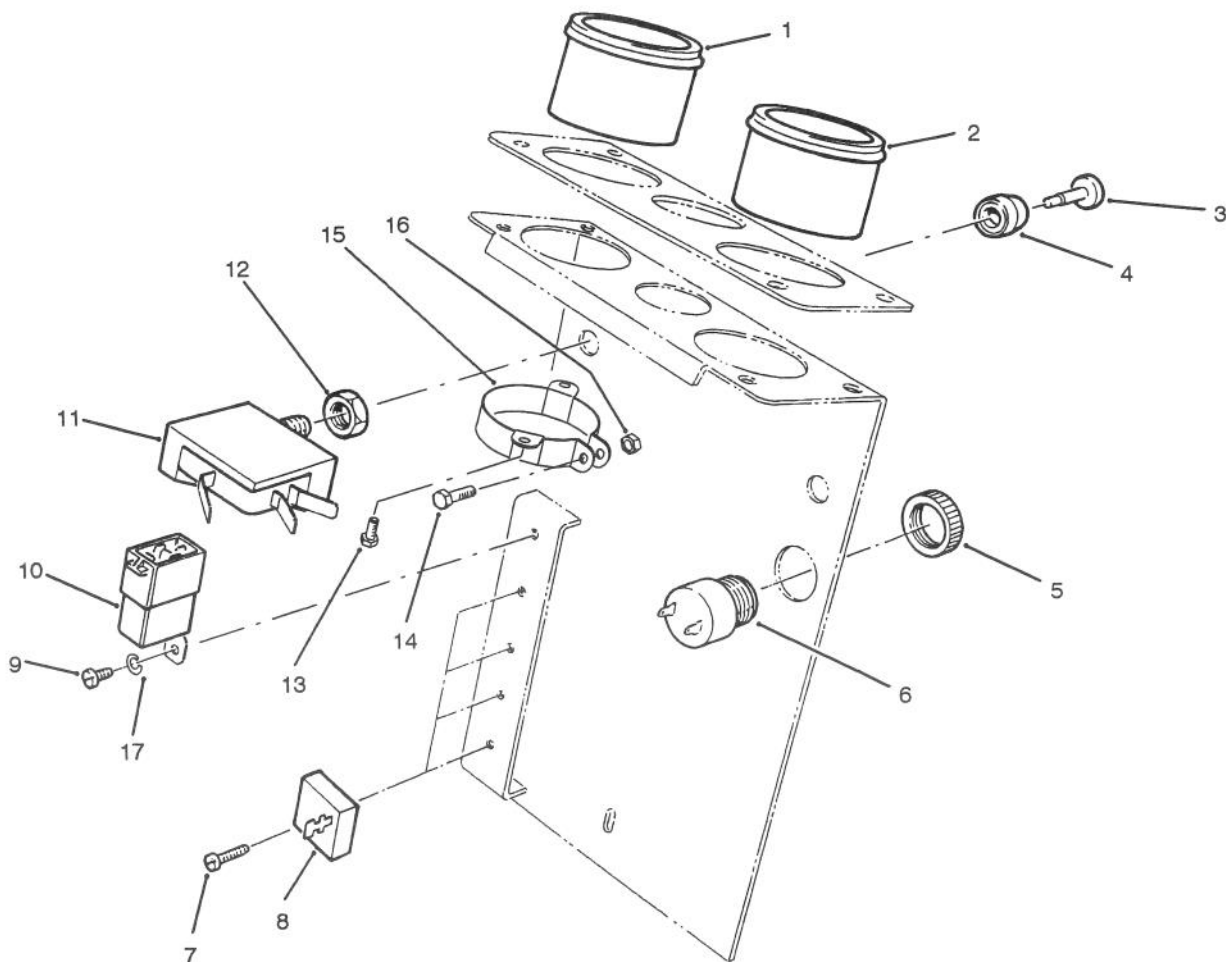
T-0115A

STEERING TOWER ASSEMBLY

Ref. No.	Part No.	Description	No. Used
1	72-0130	Button - Horn	1
2	47-6990	Nut - Hex.	1
3	68-8080	Wheel - Steering	1
4	58-5960	Column - Steering	1
5	77-4830	Decal	1
6	74-2720	Valve - Steering	1
7	237-79	O-Ring	4
8	340-18	Fitting (Incl. Ref. #7 & 9)	4
9	237-22	O-Ring	4
10	60-3260	Screw	1
11	3217-6	Nut	1
12	3253-4	Washer - Lock	1
13	322-3	Screw - Cap Hex. Hd.	1
14	92-5524	Decal (Model 03703 Only)	1
15	48-4590	Horn	1
16	48-8010	Washer	2

Ref. No.	Part No.	Description	No. Used
17	48-7610	Screw - Cap Hex. Hd.	2
18	43-5930	Washer - Lock	2
19	58-0500	Cover	1
20	63-4540	Decal - Ground Speed (Model No. 03702)	1
*	63-4530	Decal - Ground Speed (Model No. 03703)	1
21	3256-24	Washer - Flat	4
22	3253-5	Washer - Lock	4
23	323-8	Screw - Cap Hex. Hd.	4
24	63-9920	Decal (Model 03703 Only)	1
25	82-9310	Panel - Display	1
26	82-5890	Panel - Display	1
27	60-0790	Grommet	1
28	3274-68	Screw - Hex. Button Hd.	4
30	3296-42	Nut - Lock	4

*Not Illustrated

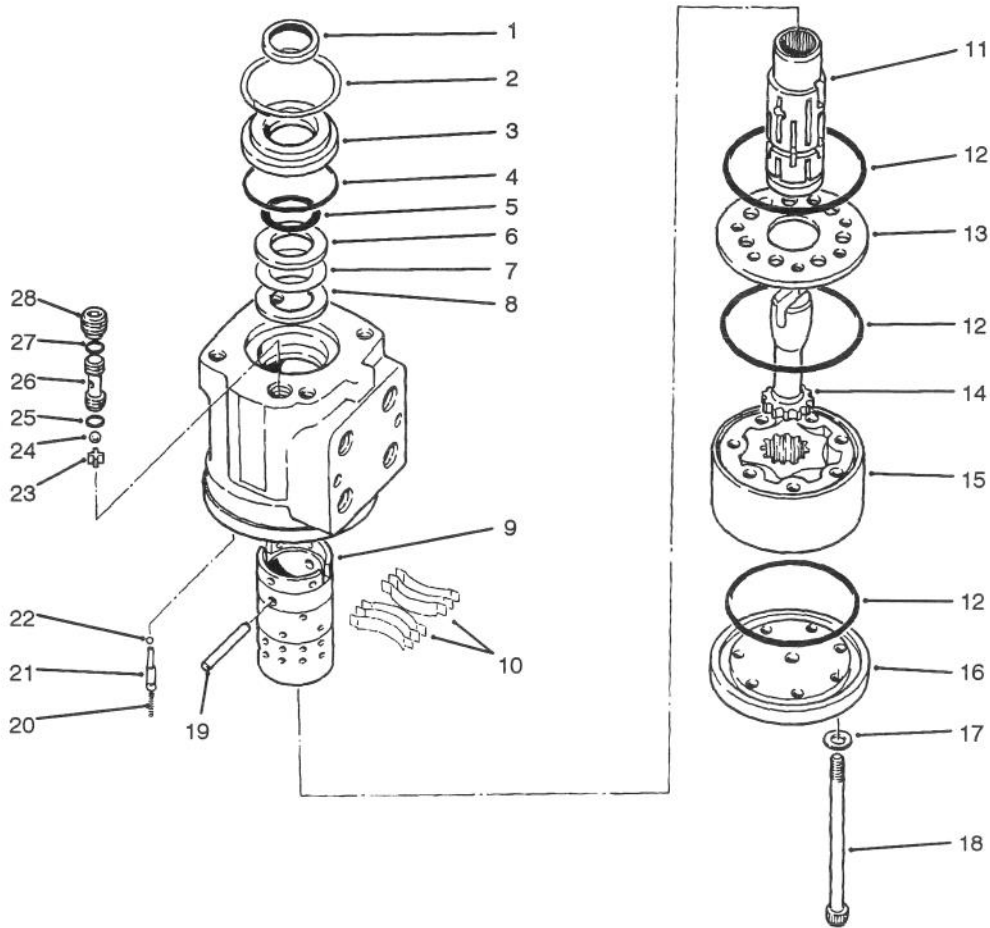


T-0122A

STEERING TOWER ELECTRICAL ASSEMBLY

Ref. No.	Part No.	Description	No. Used	Ref. No.	Part No.	Description	No. Used
1	71-4210	Cluster - Warning Lights	1	10	63-7590	Relay	1
2	71-4200	Cluster - Warning Lights	1	11	43-6290	Switch (Incl. Ref. #3, 4 & 12)	2
3	43-6280	Button - Push	2	12	218-498	Nut - Hex.	2
4	43-6420	Bezel - Locking	2	13	32144-19	Screw - Cap Hex. Hd.	4
†5		Nut	1	14	32105-1	Screw - Cap Hex. Hd.	2
6	80-9330	Alarm - Audio (Incl. Ref. #5)	1	15	69-4780	Clamp - Gauge	2
7	3251-4	Screw - Pan Hd.	4	16	3296-2	Nut - Hex.	2
8	37-7600	Rectifier	4	17	3253-2	Washer - Lock	1
9	3251-1	Screw - Pan Hd.	1	*	219-17	Bulb - Warning Light	8

†Not Serviceable Separately
*Not Illustrated



T-1065

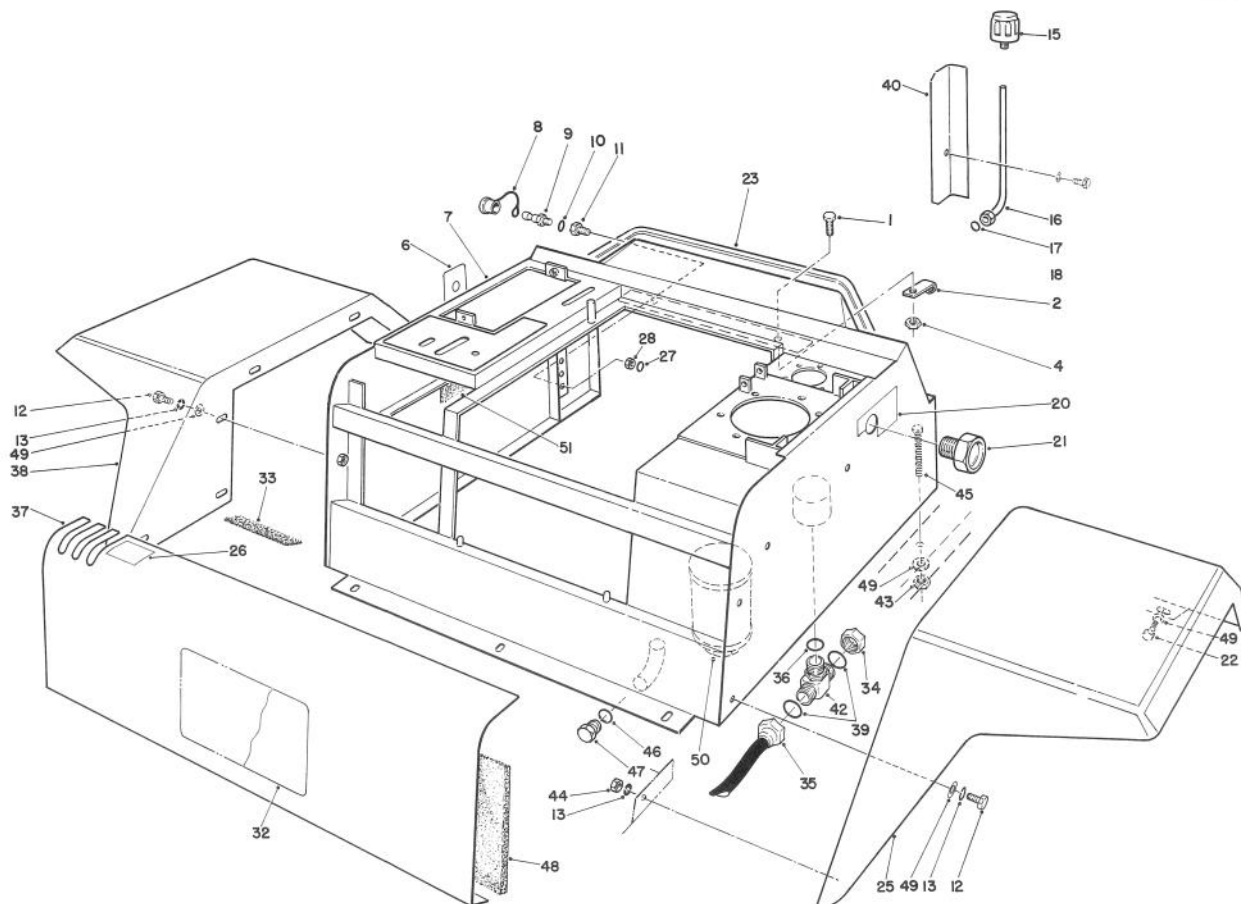
POWER STEERING VALVE ASSEMBLY NO. 74-2720

Ref. No.	Part No.	Description	No. Used
†1		Seal 1" I.D.	1
2	52-9230	Ring - Retaining	1
3	52-9240	Bushing - Seal Gland	1
†4		Seal 1.875 I.D.	1
†5		Seal - Quad Ring 1.062 I.D.	1
6	59-6730	Race - Bearing	2
7	59-6740	Bearing - Needle, Thrust	1
†8		Housing	1
†9		Sleeve - Control	1
10	59-6820	Kit - Centering Spring	1
†11		Spool - Control	1
†12		Seal	3
13	74-3100	Plate - Spacer	1
14	59-6860	Drive	1
15	59-6870	Gerotor	1
16	59-6890	Cap - End	1
17	70-8290	Washer - Sealing	7

Ref. No.	Part No.	Description	No. Used
18	59-6900	Screw - Cap	7
19	59-6830	Kit - Pin, Centering	1
20	74-3090	Spring	2
21	74-3130	Plug - Retainer	2
22	74-3140	Ball - Check	2
23	52-9290	Retainer - Ball, Check	1
24	52-9280	Ball - Check	1
†25		Seal	1
26	52-9270	Seat - Check Ball	1
†27		Seal	1
28	52-9260	Screw - Set	1
*	52-9250	Kit - Bearing, Needle (Incl. Ref. #7 & 8)	1
*	49-0170	Kit - Seal (Incl. Ref. #1, 4, 5, 12, 25 & 27)	1

*Not Illustrated

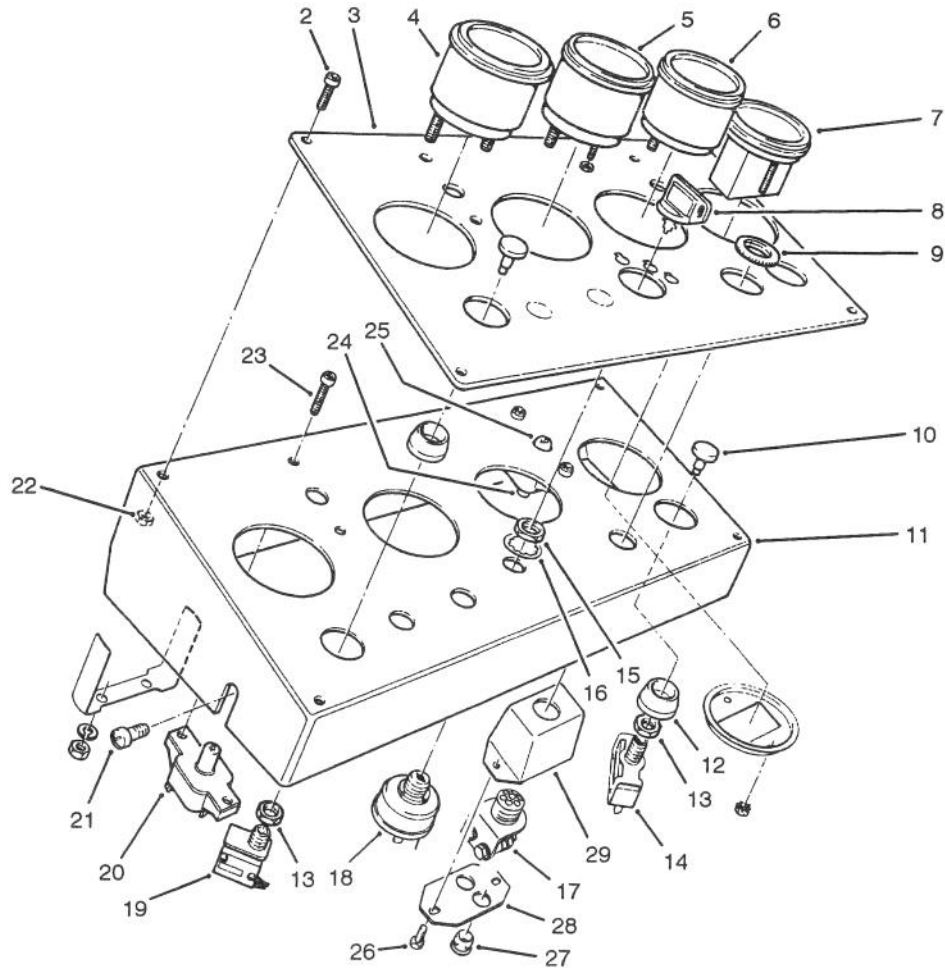
†Not Serviceable Separately



T-0118A

FENDERS & CENTER CONSOLE ASSEMBLY

Ref. No.	Part No.	Description	No. Used	Ref. No.	Part No.	Description	No. Used
1	321-3	Screw - Cap Hex. Hd.	2	28	3220-11	Nut - Hex.	5
2	2412-106	Clamp - R	2	32	58-6540	Decal - Operator Warning	1
4	3296-42	Nut - Lock	2	33	68-7840	Strip - Foam	1
6	58-6680	Panel - Test Ports	1	34	340-117	Cap - Hydraulic	1
7	92-9273	Console - Center	1	35	92-5694	Hose - Hydraulic	1
8	353-947	Cap - Dust	5	36	237-79	Seal - O-Ring	1
9	59-7410	Fitting - Diagnostic (Incl. Ref. #10)	5	37	58-1750	Panel - Access	1
10	237-42	O-Ring	5	38	92-4746	Fender - RH	1
11	58-6580	Fitting (Incl. Ref. #27 & 28)	5	39	237-22	Seal - O-Ring	2
12	48-7620	Bolt	10	40	60-2020	Shield - Heat	1
13	43-5930	Washer - Lock	12	42	92-4799	Fitting - Hydraulic Tee (Incl. Ref. #36 & 39)	1
15	68-6150	Breather	1	43	3296-42	Nut - Lock	2
16	92-4751	Tube - Breather	1	44	48-7890	Nut	10
17	237-65	O-Ring	1	45	321-24	Screw - Cap Hex. Hd.	2
20	59-7290	Decal - Hyd. Fill	1	46	237-80	O-Ring	1
21	58-5940	Sight Glass	1	47	58-9160	Drain Plug Assembly (Incl. Ref. #46)	1
22	48-6900	Screw - Self-Tap	4	48	68-7810	Panel - Lining	1
23	92-5682	Seal	1	49	3256-22	Washer - Flat	16
25	58-0980	Fender - LH	1	50	48-7120	Element - Suction	1
26	62-6290	Decal - Lift Lever	1	51	92-6081	Foam - Dampener	1
27	237-21	O-Ring	5				

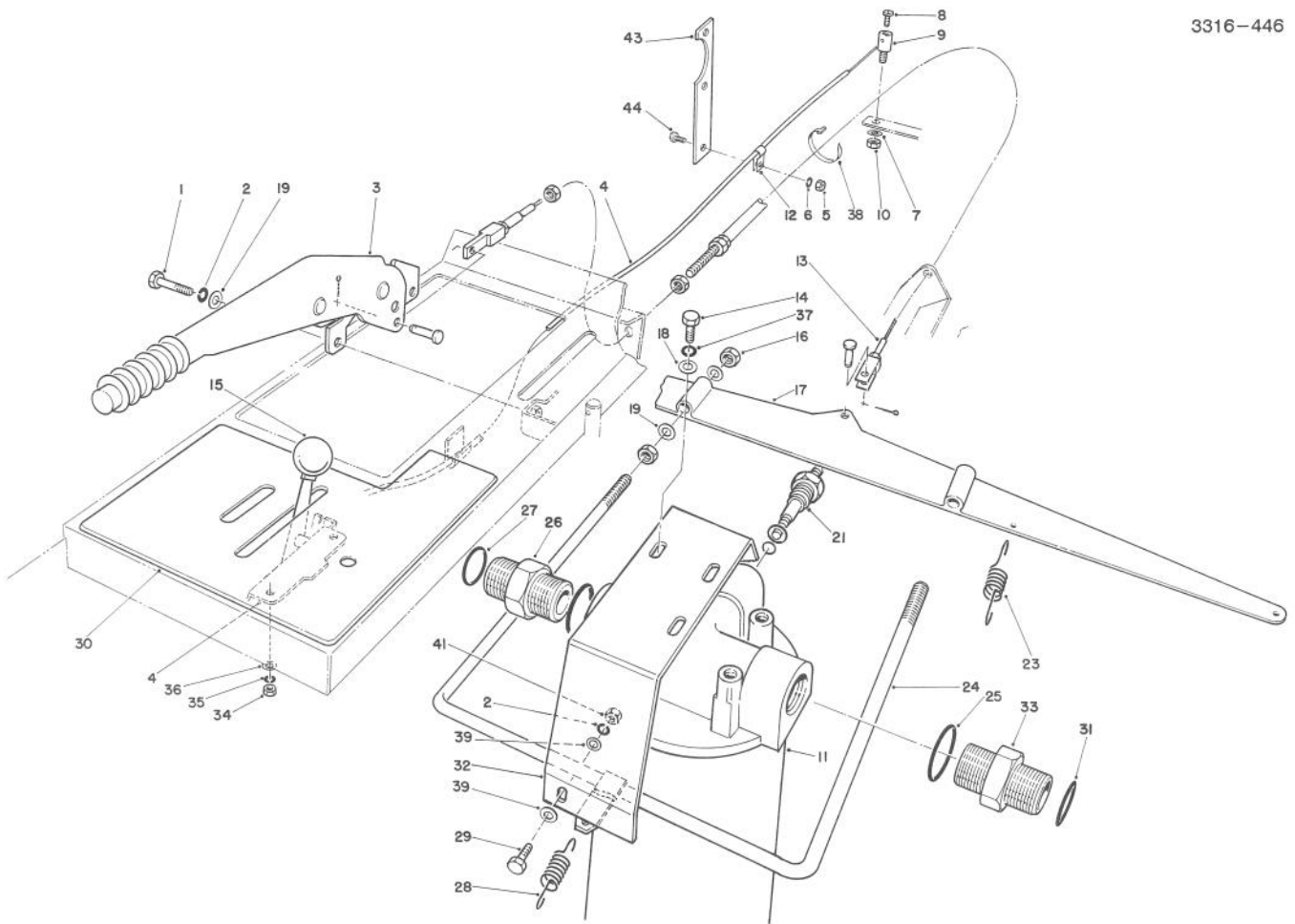


T-1210

INSTRUMENT PANEL

Ref. No.	Part No.	Description	No. Used	Ref. No.	Part No.	Description	No. Used
2	3274-68	Screw - Mach.	4	17	58-2040	Indicator - Glow Plug (Incl. Ref. #9)	1
3	92-5656	Plate - Face, Instrument	1	18	27-2360	Key Switch Assembly (Incl. Ref. #15 & 16)	1
4	77-4840	Speedometer	1	19	72-9760	Switch - Override (Incl. Ref. #10, 12 & 13)	1
5	63-7430	Gauge - Temperature	1	20	43-4001	Breaker - Circuit, 10 Amp.	1
6	66-2940	Gauge - Fuel	1	21	60-2170	Screw - Pan Hd.	2
7	66-2950	Hourmeter	1	22	3296-42	Nut - Lock	4
8	63-8360	Key - Ignition	2	23	3274-90	Screw	4
†9		Nut	1	24	3250-18	Screw - Mach. Pan Hd.	2
10	43-6280	Button - Push	2	25	43-4000	Breaker - Circuit, 40 Amp.	1
11	92-5657	Panel - Instrument	1	26	32144-73	Screw - Cap Hex. Hd.	2
12	43-6420	Bezel	2	27	92-5256	Bushing - Universal	2
13	218-498	Nut - Hex.	2	28	92-5257	Plate	1
14	59-7220	Switch - Glow Plug (Incl. Ref. #10, 12 & 13)	1	29	92-5258	Shield - Glow Plug Indicator	1
15	218-446	Nut - Switch	1				
16	218-447	Washer - Lock, Switch	1				

†Not Serviceable Separately

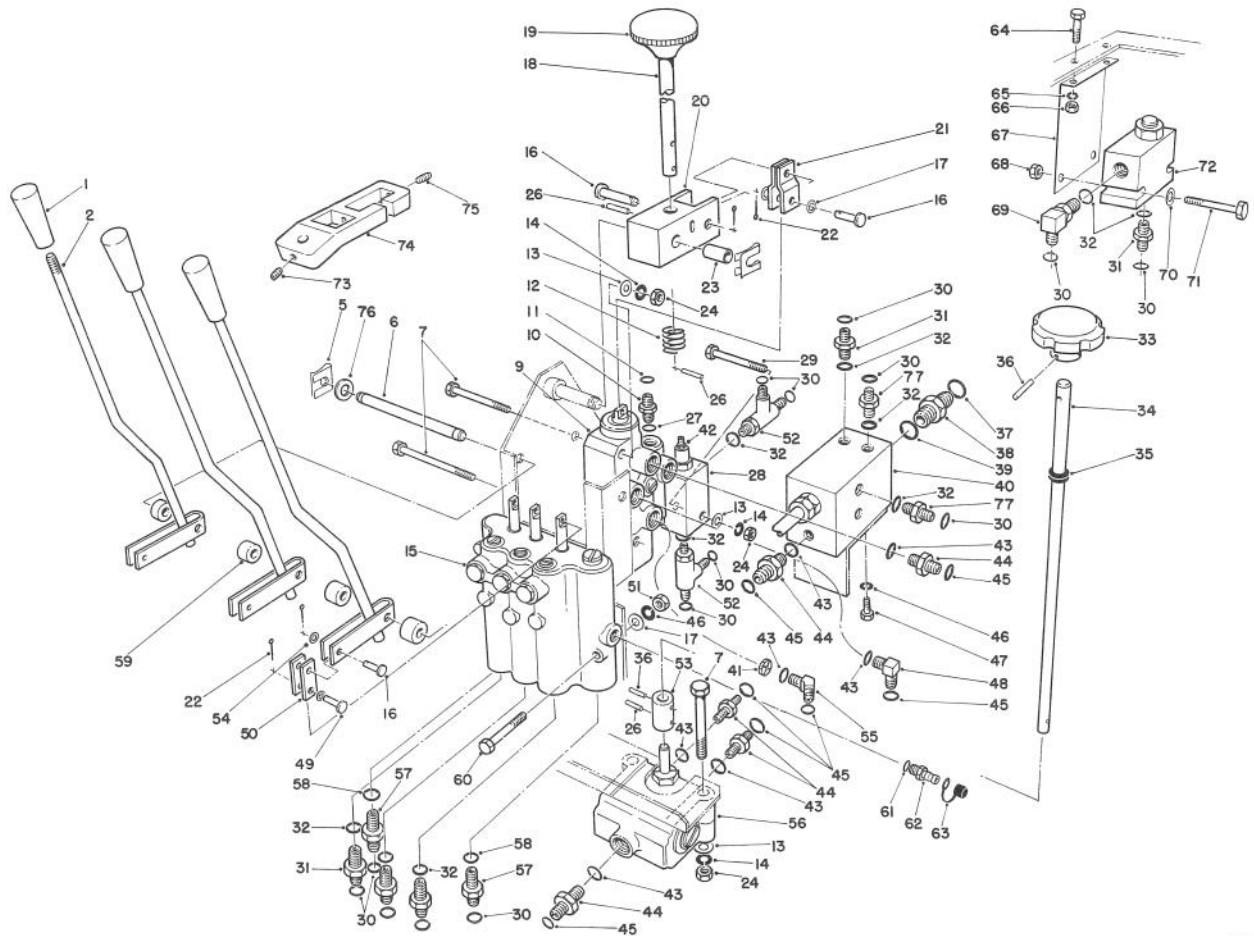


T-0120

PARKING BRAKE, THROTTLE & OIL FILTER ASSEMBLY

Ref. No.	Part No.	Description	No. Used	Ref. No.	Part No.	Description	No. Used
1	48-7700	Bolt	2	23	60-2140	Spring	2
2	48-9570	Washer - Lock	2	24	58-2270	Rod Assembly	1
3	53-6070	Brake - Parking	1	25	237-123	O-Ring	2
4	59-7240	Throttle Assembly (Incl. Ref. #15)	1	26	340-80	Adapter (Incl. Ref. #25 & 27)	1
5	3217-5	Nut - Hex.	1	27	340-65	O-Ring	1
6	3253-3	Washer - Lock	1	28	48-6940	Spring	1
7	3256-22	Washer - Flat	1	29	322-6	Bolt	2
8	25-8640	Screw	1	30	58-6560	Panel - Side, Control	1
9	25-9090	Swivel	1	31	340-64	O-Ring	1
10	3296-13	Nut - Hex.	1	32	84-6470	Bracket - Filter	1
†11	86-6110	Element Assembly	1	33	340-10	Adapter (Incl. Ref. #25 & 31)	1
12	2412-31	Clip	1	34	48-7880	Nut - Hex.	2
13	58-7030	Cable - Brake	1	35	48-8000	Washer - Lock	2
14	323-4	Bolt	3	36	52-6430	Washer	2
15	233-25	Knob	1	37	3253-5	Washer - Lock	3
16	48-7930	Nut - Hex.	4	38	3334-945	Cable - Tie	1
17	58-2170	Bar	1	39	3256-23	Washer - Flat	4
18	3256-3	Washer - Flat	3	41	3217-6	Nut - Hex.	2
19	48-8030	Washer	6	43	92-4754	Bracket - Cable	1
21	86-6100	Switch - Filter Warning	1	44	321-4	Screw - Cap Hex. Hd.	1
22	86-6090	Hydraulic Oil Filter Assembly (Incl. Ref. #11 & 21)	1				

†Do Not Substitute



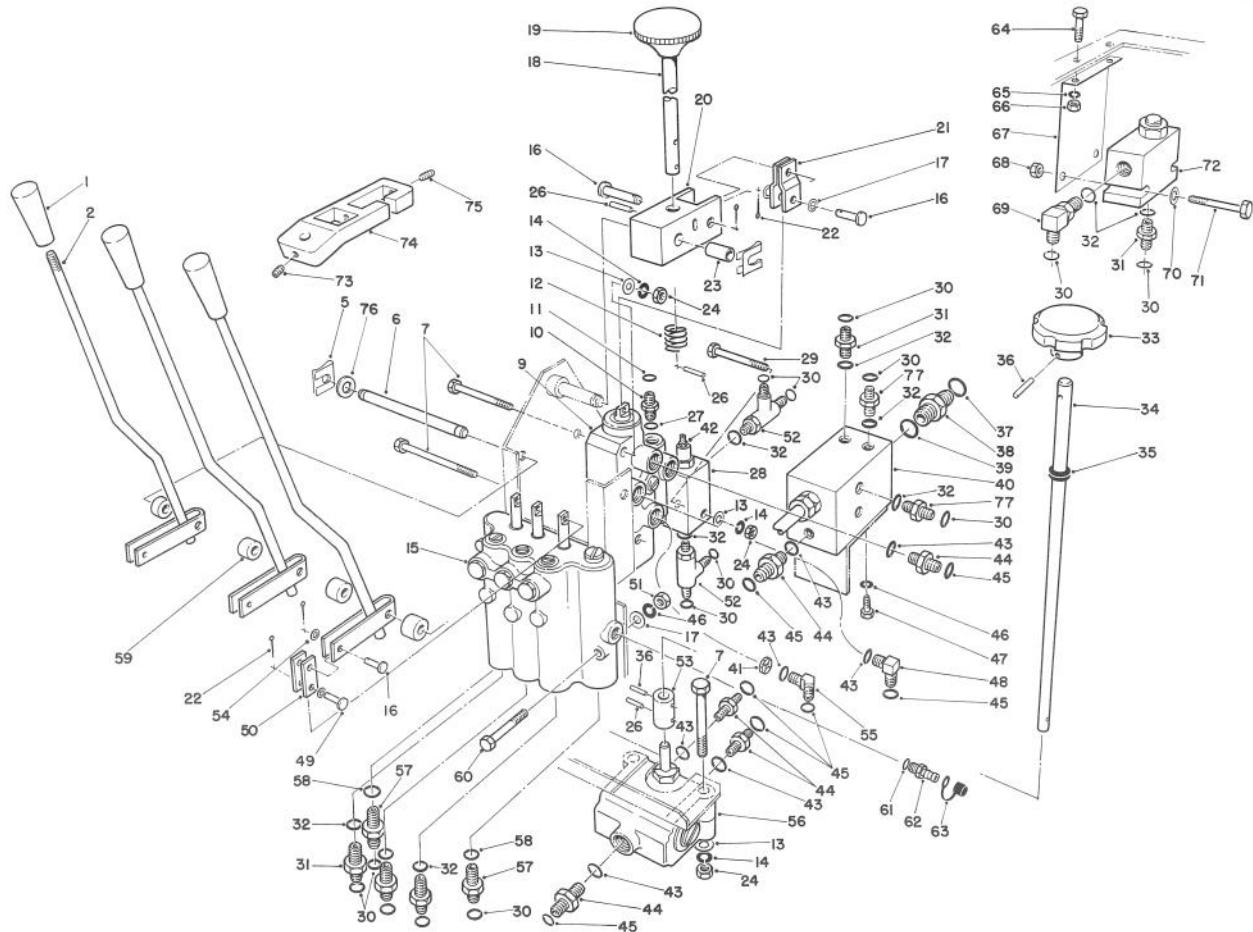
T-0121A

VALVE CONTROLS ASSEMBLY

Ref. No.	Part No.	Description	No. Used
1	233-39	Knob	3
2	74-3190	Lever - Lift	3
5	60-5690	Clip - Safety	3
6	58-1520	Pin - Pivot	1
7	322-12	Bolt	4
9	63-4800	Valve - Control	1
10	340-92	Fitting (Incl. Ref. #11 & 27)	1
11	237-21	O-Ring	1
12	58-7190	Spring	1
13	3256-23	Washer - Flat	5
14	3253-4	Washer - Lock	5
15	84-6200	Valve - Lift Control	1
16	58-3830	Pin - Clevis	5
17	48-8010	Washer	4
18	58-4450	Lever	1
19	233-10	Knob	1
20	58-4460	Clevis	1
21	58-1570	Link	2
22	58-1480	Pin - Cotter	8
23	60-0550	Bushing	1
24	3217-6	Nut - Hex.	5
26	32121-118	Pin - Roll	2
27	237-78	O-Ring	1
28	58-5520	Valve (Incl. Ref. #42)	1

Ref. No.	Part No.	Description	No. Used
29	322-9	Bolt	1
30	237-22	O-Ring	15
31	340-2	Fitting (Incl. Ref. #30 & 32)	5
32	237-42	O-Ring	11
33	59-7130	Knob	1
34	58-1510	Shaft	1
35	59-7910	Grommet	1
36	60-2110	Pin - Spirol	2
37	340-64	O-Ring	1
38	340-80	Fitting (Incl. Ref. #37 & 39)	1
39	237-123	O-Ring	1
40	58-2150	Manifold	1
41	66-5410	Orifice	1
†42		Cartridge - Pressure Relief	1
43	237-80	O-Ring	9
44	340-7	Fitting (Incl. Ref. #43 & 45)	6
45	237-65	O-Ring	9
46	43-5930	Washer - Lock	4
47	48-7620	Bolt	2
48	340-17	Fitting (Incl. Ref. #43 & 45)	2
49	58-3810	Pin - Clevis	3
50	58-1560	Link	6

†Not Serviceable Separately.

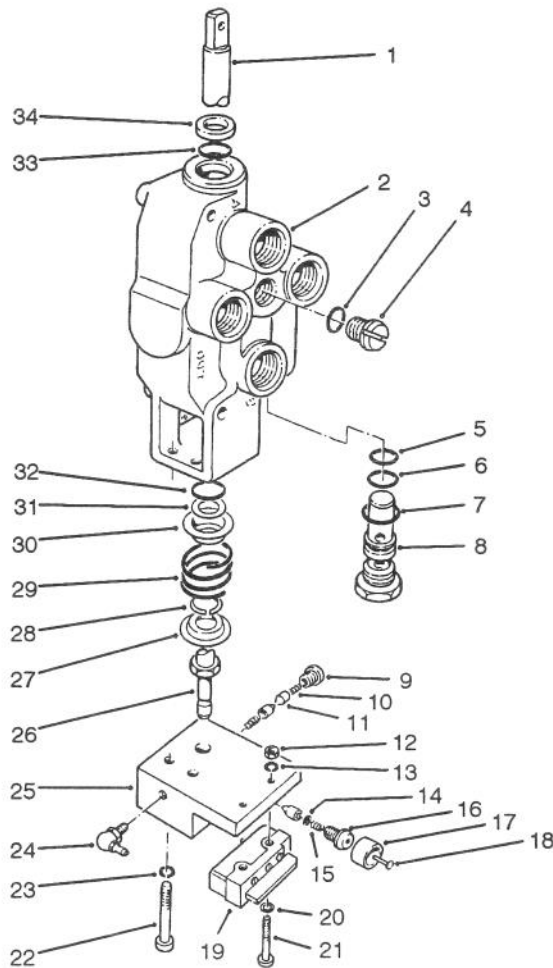


T-0121A

VALVE CONTROLS ASSEMBLY (Continued)

Ref. No.	Part No.	Description	No. Used	Ref. No.	Part No.	Description	No. Used
51	48-7890	Nut - Hex.	1	66	3217-5	Nut - Hex.	2
52	340-86	Fitting - Hydraulic Tee (Incl. Ref. #30 & 32)	2	67	63-4690	Bracket - Valve	1
53	58-1530	Coupling	1	68	3296-8	Nut - Lock	2
54	52-6430	Washer	6	69	340-77	Elbow - 90° (Incl. Ref. #30 & 32)	1
55	66-5860	Adapter - 45° (Incl. Ref. #43 & 45)	1	70	3256-22	Washer - Flat	2
56	58-5490	Valve - Flow Control (Model No. 03702)	1	71	321-11	Screw - Cap Hex. Hd.	2
*	58-5491	Valve - Flow Control (Model No. 03703)	1	72	63-4700	Valve - Flow Regulator (Model No. 03702)	1
57	340-3	Fitting (Incl. Ref. #30 & 58)	2	*	63-4701	Valve - Flow Regulator (Model No. 03703)	1
58	237-79	O-Ring	2	73	3245-44	Screw - Set	1
59	58-1540	Spacer	4	74	74-3170	Linkage - Cross Cut Control	1
60	60-6650	Bolt	2	75	3245-45	Screw - Set	2
61	237-42	O-Ring	1	76	3256-24	Washer - Flat	2
62	59-7410	Fitting - Diagnostic (Incl. Ref. #61)	1	77	92-9258	Fitting - Check Valve (Incl. Ref. #30 & 32)	3
63	353-947	Cap - Dust	1	*	66-5590	Kit - Seal (For Item #72)	1
64	321-3	Screw - Cap Hex Hd.	2	*	66-5580	Kit - Seal Repair (For Item #28)	1
65	3253-3	Washer - Lock	2				

*Not Illustrated



T-0123

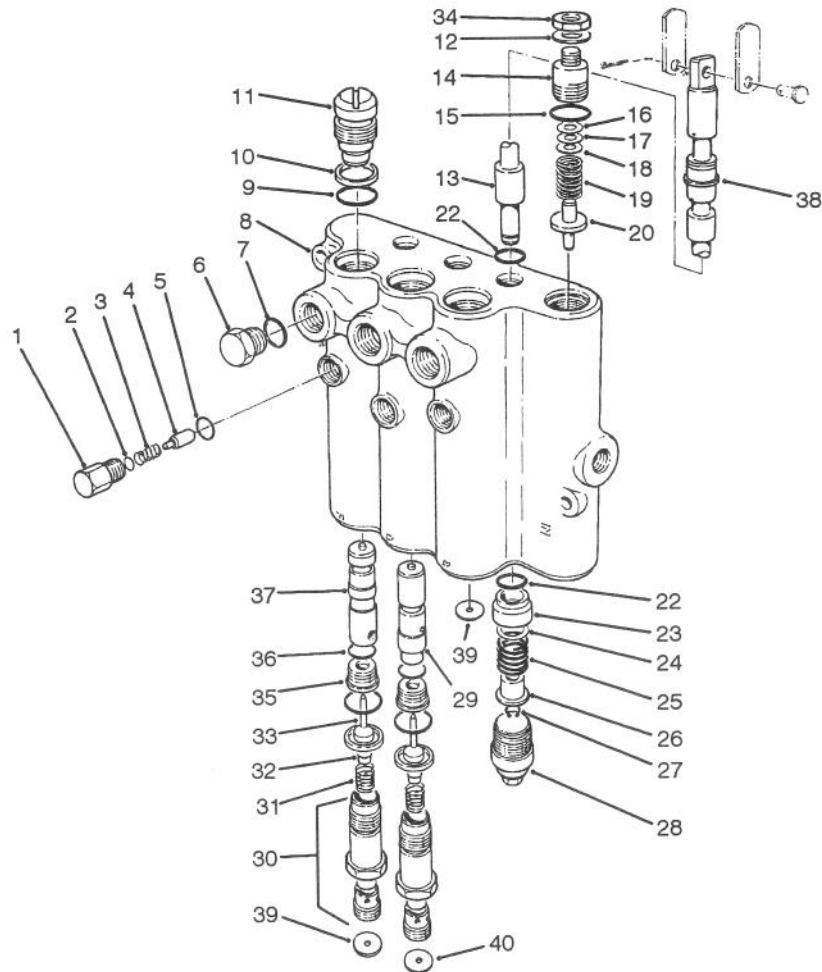
REEL CONTROL VALVE ASSEMBLY NO. 63-4800

Ref. No.	Part No.	Description	No. Used
†1		Spool	1
†2		Body	1
3	59-8140	O-Ring	1
4	59-8160	Plug (Incl. Ref. #3)	1
5	63-4440	O-Ring	1
6	59-7860	Washer - Backup	1
7	42-1220	O-Ring	1
8	63-4780	Valve - Relief (Incl. Ref. #5-7)	1
9	59-8060	Plug - Detent	1
10	59-8050	Spring - Detent	2
11	59-8150	Pawl - Detent	3
12	66-5440	Nut - Lock	2
13	3253-19	Washer - Lock	2
14	63-4860	Circlip	1
15	63-4510	Spring	1
16	59-8230	Plug	1
17	66-5420	Sleeve	1
18	63-4850	Plunger	1

Ref. No.	Part No.	Description	No. Used
19	60-4550	Switch - Micro	1
20	3256-13	Washer - Flat	2
21	66-5430	Screw - Machine	2
22	63-4830	Screw - Cap Hd.	2
23	59-8070	Washer - Lock	2
24	302-66	Fitting - Grease	1
25	63-4820	Detent - Block	1
26	63-4840	Spool - Screw	1
27	59-8100	Washer - Shallow	1
28	59-8170	Washer - Wire	1
29	59-8040	Spring	1
30	59-8080	Washer - Deep	1
31	59-8180	Washer	1
32	59-7780	O-Ring	1
33	59-81 20	O-Ring	1
34	59-8190	Wiper	1
*	59-8250	Kit - Seal (Incl. Ref. #3, 4-7, 32 & 34)	1

*Not Illustrated

†Not Serviceable Separately



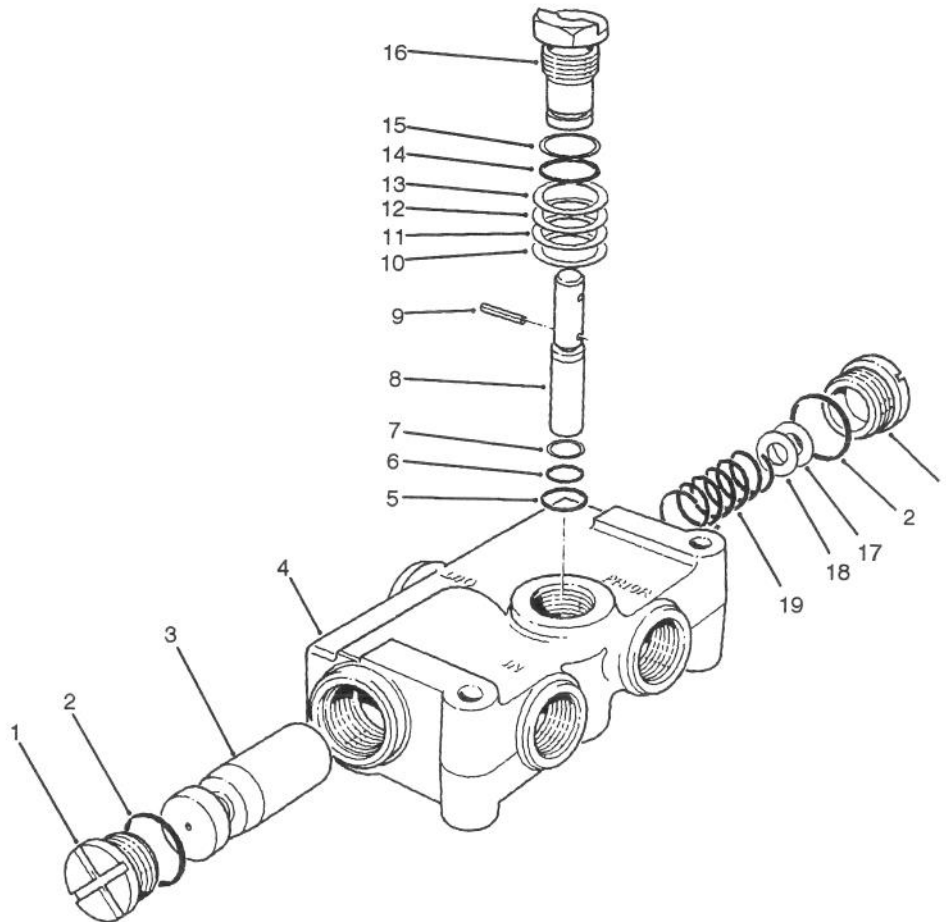
T-0124A

CONTROL VALVE ASSEMBLY NO. 84-6200

Ref. No.	Part No.	Description	No. Used	Ref. No.	Part No.	Description	No. Used
1	58-6780	Plug Assembly (Incl. Ref. #5)	3	22	58-6450	O-Ring	6
2	60-6450	Disc	A/R	23	58-6400	Bushing	3
3	58-6760	Spring	3	24	58-6700	Washer	3
4	58-6770	Detent Plunger	3	25	58-6730	Spring	3
5	58-6790	O-Ring	3	26	58-6310	Spacer	3
6	58-6710	Plug Assembly (Incl. Ref. #7)	3	27	58-6460	Ring - Retaining	3
7	58-6720	O-Ring	3	28	58-6420	Assembly - Cap	3
†8		Body	1	29	84-6430	Plunger	1
9	60-5720	O-Ring	6	30	58-6380	Assembly - Plug	3
10	58-6370	Washer - Backup	6	31	58-6410	Spring	3
11	58-6350	Plug Assembly (Incl. Ref. #9 & 10)	3	32	60-6440	Eyelet	3
†12		Washer	1	33	58-6290	Poppet Assembly	3
†13		Spool	3	†34		Nut - Lock	1
14	69-1830	Plug Assembly (Incl. Ref. #12, 15 & 34)	1	35	58-6330	Seat Assembly (Incl. Ref. #36)	3
15	58-6750	O-Ring	1	36	58-6340	O-Ring	3
16	58-6470	Washer	A/R	37	84-6420	Plunger	2
17	58-6480	Washer	A/R	38	58-6320	Wiper - Seal	3
18	58-6490	Washer	A/R	39	84-6400	Orifice - .047 Dia.	2
19	84-6450	Spring	1	40	84-6401	Orifice - .052 Dia.	1
20	58-6440	Poppet	1	*	60-3780	Kit - Seal (Incl. Ref. #5, 7, 9, 10, 15, 22, 27, 33, 36 & 38)	1

*Not Illustrated

†Not Serviceable Separately



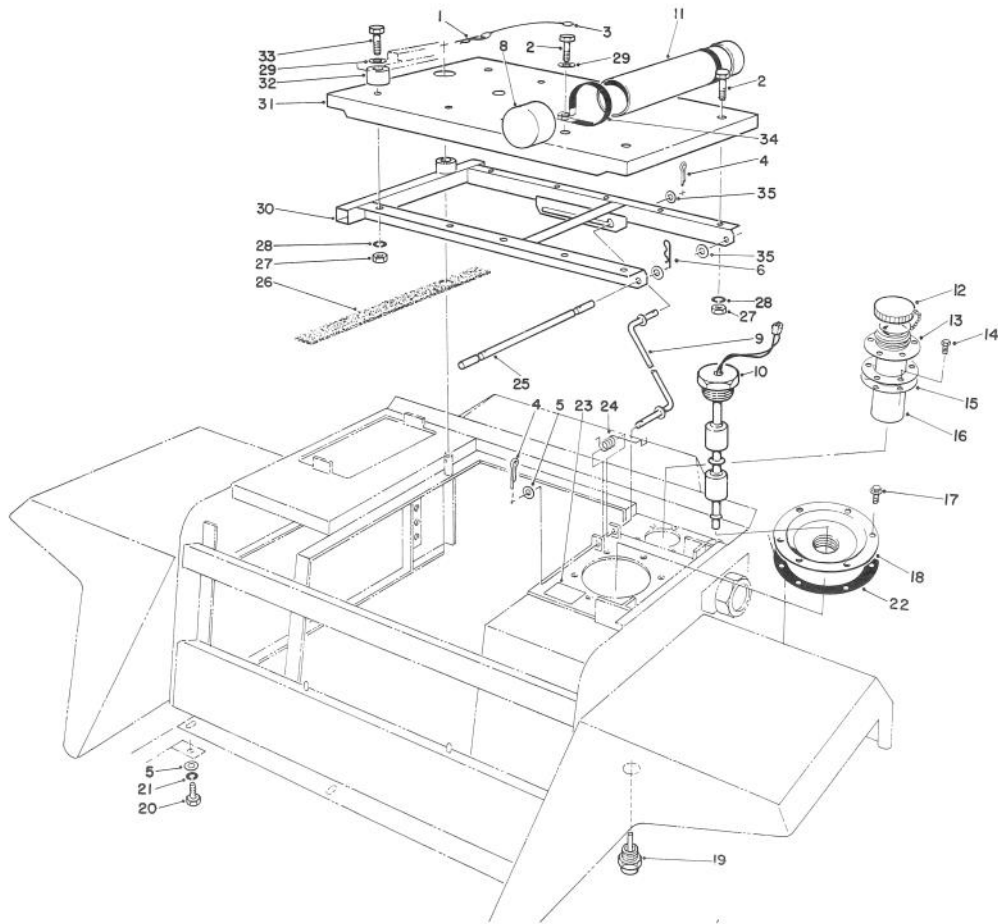
T-0125

PRIORITY FLOW CONTROL VALVE 58-5490 (MODEL NO. 03702) & 58-5491 (MODEL NO. 03703)

Ref. No.	Part No.	Description	No. Used	Ref. No.	Part No.	Description	No. Used
1	59-7600	Plug Assembly (Incl. Ref. #2)	2	13	59-7720	Shim	A/R
2	59-7610	O-Ring	2	14	59-7780	O-Ring	1
†3		Spool	1	15	58-6370	Washer - Backup	1
†4		Body	1	16	59-7740	Plug - Metering (Model No. 03702)	1
5	59-7640	O-Ring	1	16	74-3150	Plug - Metering (Model No. 03703)	1
6	59-7650	O-Ring	1	17	59-7750	Shim	A/R
7	60-5950	Washer - Backup	1	18	59-7760	Shim	A/R
8	59-7670	Metering Stem	1	19	59-7770	Spring	1
9	59-7680	Pin - Groove	1	*	63-4520	Kit - Seal (Incl. Ref. #2, 5-7, 14 & 15)	1
10	59-7690	Shim	A/R				
11	59-7700	Shim	A/R				
12	59-7710	Shim	A/R				

*Not Illustrated

†Not Serviceable Separately.

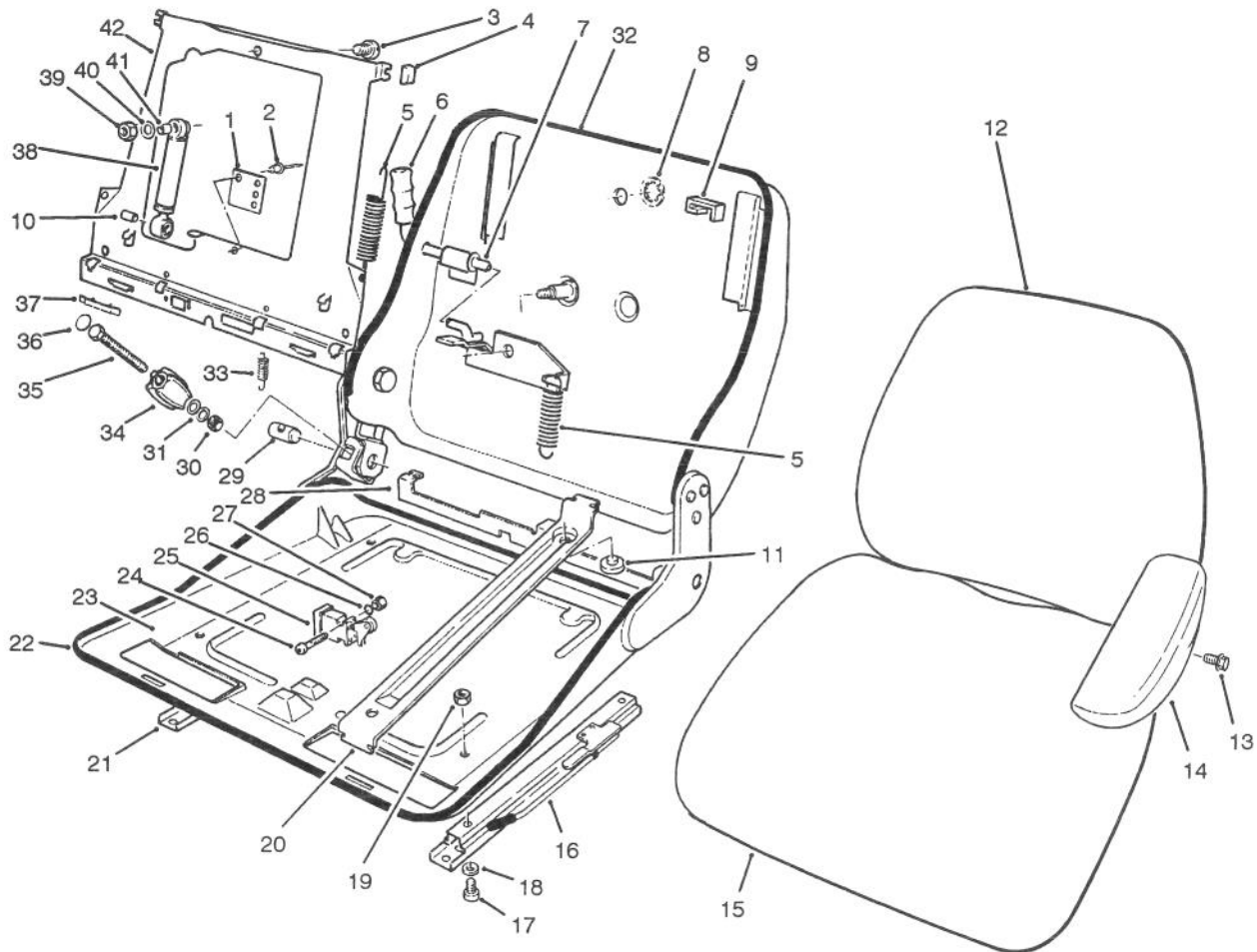


T-1787

SEAT PLATFORM & FILLER CAP ASSEMBLY

Ref. No.	Part No.	Description	No. Used
1	3290-355	Clip - Retaining	1
2	66-3160	Screw - Cap Hex. Hd.	6
3	60-2160	Wire - Retaining (Incl. Ref. #1)	1
4	3272-11	Pin - Cotter	2
5	48-9580	Washer	2
6	3290-250	Pin - Hair, Cotter	2
7	3253-15	Washer - Lock	6
8	65-5890	Cap - Tube	2
9	58-1650	Rod - Seat	1
10	82-9340	Switch - Oil Level	1
11	65-5870	Tube - Manual	1
12	71-4040	Assembly - Filler Cap (Incl. Ref. #13-16)	1
13	353-961	Bayonet Flange	1
14	32140-40	Screw - Self Tapping	6
15	353-963	Gasket	2
16	62-2610	Strainer	1
17	32144-107	Screw - Hex. Flange Hd.	6

Ref. No.	Part No.	Description	No. Used
18	92-9270	Cover W.A.	1
19	60-5580	Switch - Temperature	1
20	48-9470	Screw - Cap Hex. Hd.	2
21	48-9590	Washer - Lock	2
22	58-6820	Gasket	1
23	58-6530	Decal - Hydraulic Oil	1
24	60-0050	Spring	1
25	58-1640	Pin - Seat Pivot	1
26	68-7850	Strip - Foam	1
27	48-7930	Nut - Hex.	10
28	48-9570	Washer - Lock	10
29	48-8030	Washer	6
30	58-1580	Seat Frame Assembly	1
31	58-9830	Plate - Seat	1
32	26-4840	Spacer	4
33	48-7730	Screw - Cap Hex. Hd.	4
34	2412-102	R-Clamp	2
35	3256-24	Washer - Flat	4



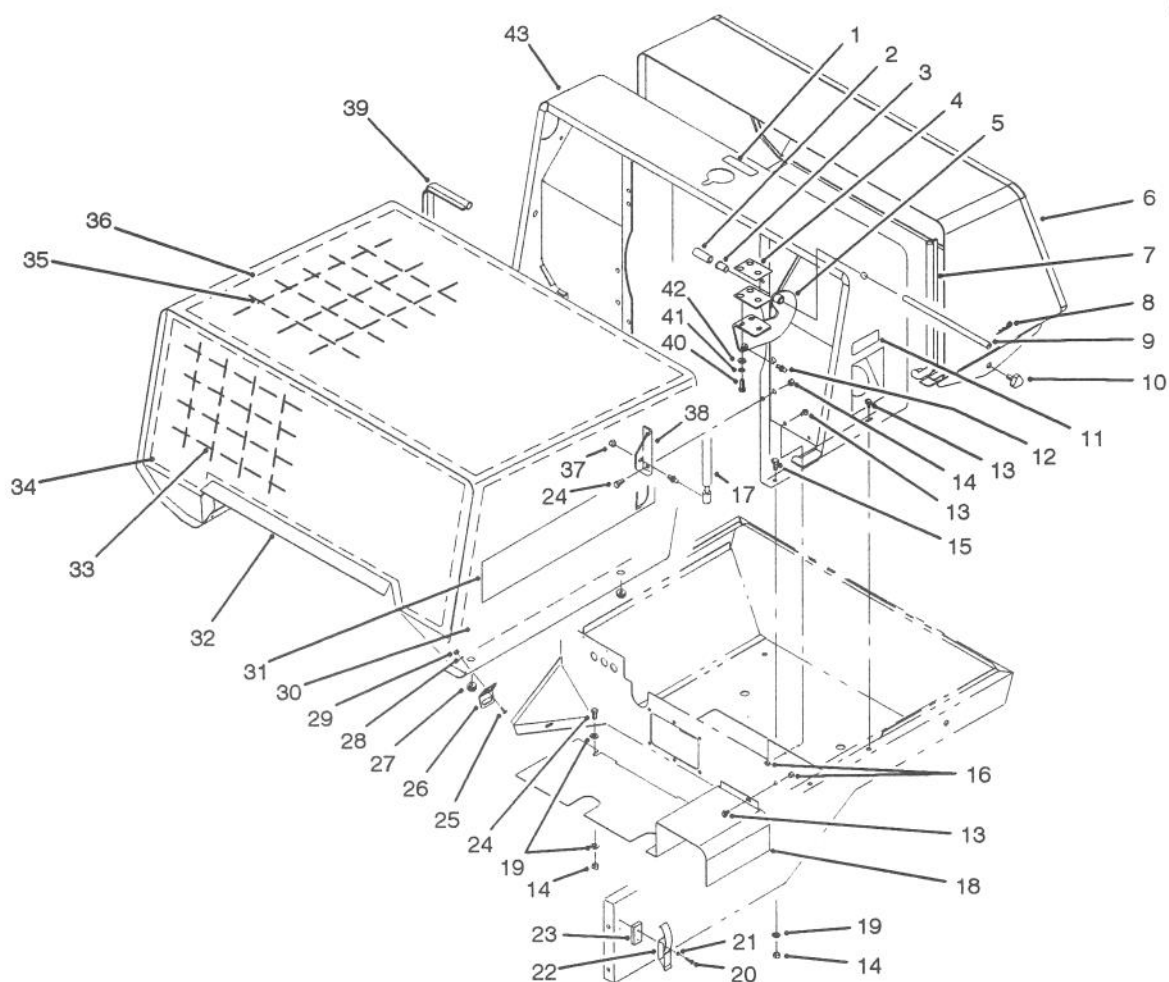
T-1208

SUSPENSION SEAT ASSEMBLY

Ref. No.	Part No.	Description	No. Used	Ref. No.	Part No.	Description	No. Used
1	82-2850	Plate	1	25	82-2810	Switch Assembly (Incl. Ref. #24, & 26-27)	1
2	82-9680	Rivet	2	26	82-9620	Washer - Spring	2
3	82-9700	Screw	1	27	82-9630	Nut	2
4	82-2730	Kit - Wear Parts (Incl. Ref. #8-11)	1	†28		Pivot - Back Plate	1
5	82-2740	Spring Set - Tension	1	29	56-4170	Clevis - Threaded	1
6	56-4150	Grip - Handle	1	30	56-3890	Nut	1
7	82-2870	Lever - Adjust	1	31	56-3880	Washer	2
†8		Cover	1	32	82-9720	Trim - Backrest	1
†9		Bumper	2	33	82-2860	Spring Set - Tension	1
†10		Bushing	1	34	82-2750	Spindle Adj. Assembly (Incl. Ref. #29-31 & 34-36)	1
†11		Pad	2	35	82-2710	Screw	1
12	82-2800	Cushion - Backrest	1	†36		Cover	1
13	56-3850	Screw - Mach. Hex. Hd.	4	37	82-2830	Clamp	2
14	55-4330	Arm Rest - L.H.	1	38	82-2770	Shock Absorber Assembly	1
*	55-4331	Arm Rest - R.H.	1	39	82-9670	Nut	1
15	82-2840	Cushion - Bottom	1	40	56-3940	Washer	1
16	92-2951	Rail - Adjust. L.H.	1	41	82-2760	Kit - Bushing (Incl. Ref. #39 & 40)	1
17	82-9690	Screw	4	†42		Plate - Backrest	1
18	82-9660	Washer	4	*	82-2880	Weight Adj. Assembly (Incl. Ref. #5-7 & 41)	1
19	82-9650	Nut	4	*	77-4860	Assembly - Seat (Incl. Ref. #1-12 & 15-42)	1
20	82-2820	Swing Arm Assembly (Incl. Ref. #28 & 41)	1				
21	82-2790	Rail - Adjust. R.H.	1				
22	82-9710	Trim - Bottom	1				
23	82-2720	Frame - Seat	1				
24	82-9640	Screw	2				

*Not Illustrated

†Not Serviceable Separately

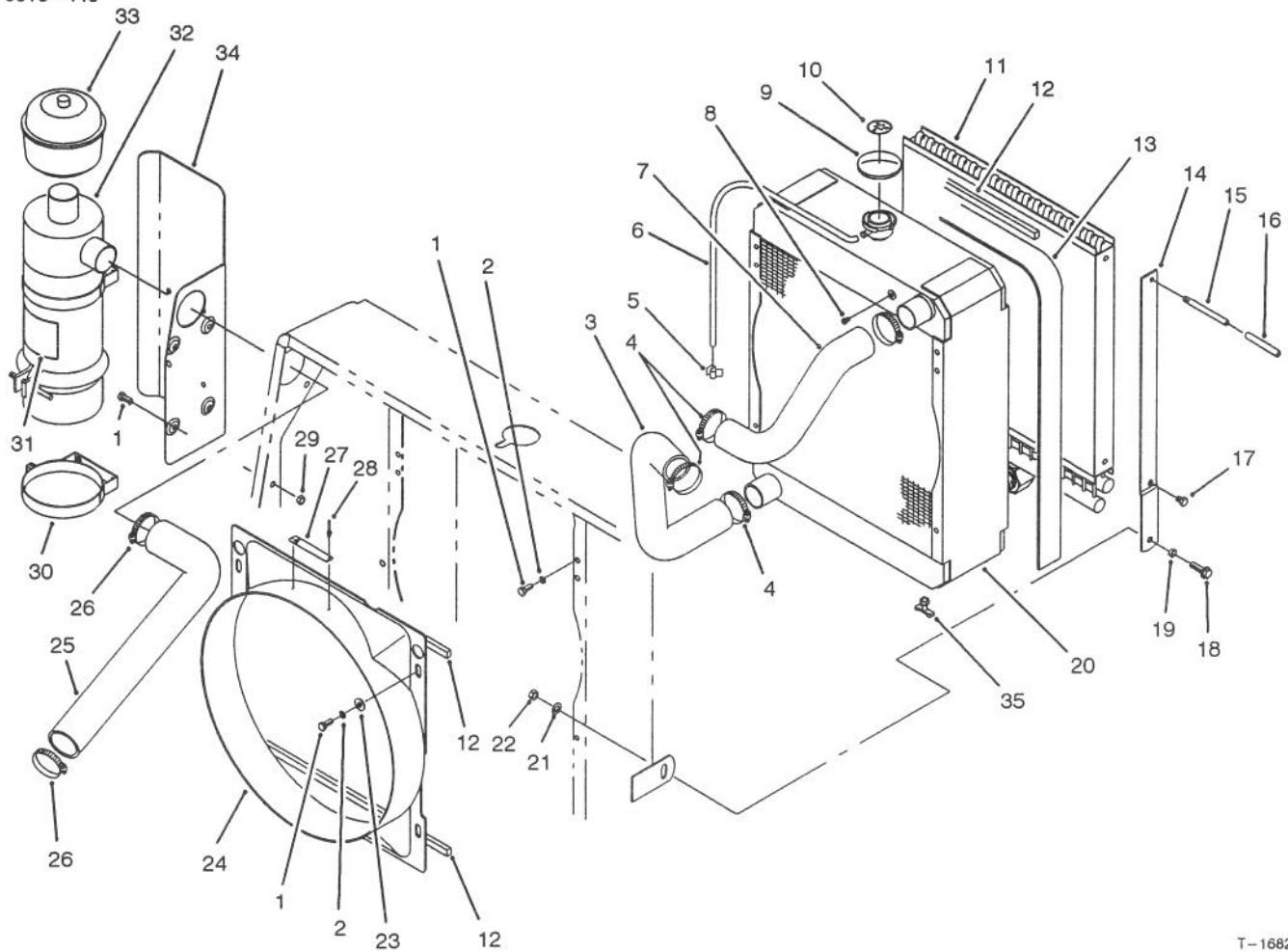


T-1683

FRONT & REAR CANOPY ASSEMBLY

Ref. No.	Part No.	Description	No. Used	Ref. No.	Part No.	Description	No. Used
1	58-6940	Decal - Coolant Only	1	22	58-5380	Latch - Draw	2
2	92-5655	Spacer	2	23	58-7070	Spacer	2
3	58-3930	Bushing - Flange	2	24	322-3	Screw - Cap Hex. Hd.	5
4	58-5330	Spacer - Hinge	A/R	25	3250-31	Screw - Pan Hd.	8
*	58-5350	Spacer - Hinge	A/R	26	68-6040	Bracket - Latch	2
5	58-1970	Hinge - LH	1	27	237-141	Grommet	4
*	58-1980	Hinge - RH	1	28	3256-21	Washer - Flat	8
6	92-4793	Screen - Rear	1	29	3296-27	Nut - Hex.	8
7	92-5253	Strip - Sealing	1	30	92-5681	Foam - Side LH	1
8	3290-355	Pin - Hair Cotter	2	*	92-5680	Foam - Side RH	1
9	58-3910	Pin - Hinge	2	31	86-6470	Decal - RM4500D	2
10	77-3620	Knob - Retainer	2	32	92-4712	Canopy - Front	1
11	49-2280	Decal - Diesel Fuel	1	33	92-5673	Support - Foam Front	1
12	86-6130	Stud - Ball	4	34	92-5679	Foam - Front	1
13	3234-13	Screw - Hex. Flange Hd.	9	35	92-5672	Support - Foam Top/Side	1
14	3296-29	Nut - Lock	9	36	92-5678	Foam - Top	1
15	322-5	Screw - Cap Hex. Hd.	4	37	48-9510	Nut - Lock	2
16	3296-56	Nut - Lock	5	38	92-5652	Bracket - Gas Spring	2
17	88-6760	Spring - Gas	2	39	92-6060	Strip - Sealing	1
18	92-5270	Baffle - Lower Body	1	40	48-9460	Screw - Cap Hex. Hd.	6
19	3256-23	Washer - Flat	6	41	48-9570	Washer - Lock	6
20	3250-25	Screw - Pan Hd.	4	42	48-8030	Washer - Flat	6
21	3253-2	Washer - Lock	4	43	92-4792	Canopy - Center	1

*Not Illustrated

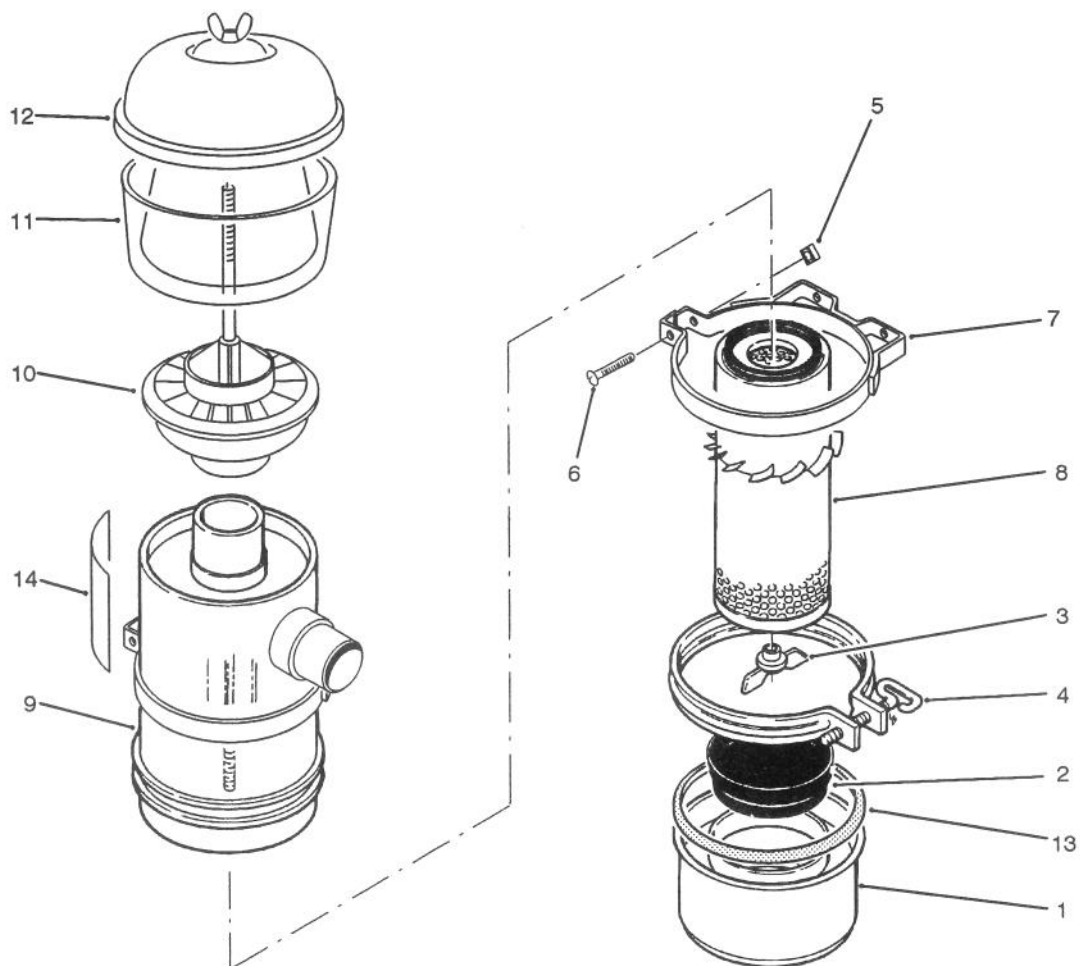


T-1682

RADIATOR, OIL COOLER & AIR CLEANER ASSEMBLY

Ref. No.	Part No.	Description	No. Used
1	322-3	Screw - Cap Hex. Hd.	14
2	3253-4	Washer - Lock	6
3	92-4795	Hose - Radiator Lower	1
4	2412-92	Clamp - Hose	4
5	60-0930	Clip	2
6	60-3680	Hose - Overflow	1
7	92-4796	Hose - Radiator Upper	1
8	281-2	Plug Pipe	1
9	58-5420	Cap - Radiator	1
10	59-8440	Decal - Warning	1
11	58-5540	Cooler - Hydraulic Oil	1
12	68-7575	Strip - Sealing	3
13	92-6062	Foam - Radiator Seal	1
14	92-4753	Strap - Oil Cooler	2
15	75-7790	Handle	2
16	47-2550	Grip - Handle	2
17	48-7680	Screw - Cap Hex. Hd.	2
18	3234-11	Screw - Hex. Flange Hd.	2

Ref. No.	Part No.	Description	No. Used
19	76-2290	Spacer	2
20	92-4729	Radiator Assembly (Incl. Ref. #35)	1
21	3256-24	Washer - Flat	2
22	3296-39	Nut - Lock	2
23	3256-71	Washer - Flat	4
24	92-4798	Shroud - Fan	1
25	92-4752	Hose - Intake	1
26	2412-42	Clamp - Hose	2
27	76-8750	Plate - Caution	1
28	3290-271	Rivet - Pop	2
29	3296-29	Nut - Lock	8
30	27-7170	Band - Mounting	2
31	27-7160	Decal - Instruction	1
32	27-7100	Air Cleaner Assembly	1
33	48-7430	Pre-Cleaner Assembly	1
34	92-6065	Shield	1
35	304-46	Valve - Drain	1



T-1684

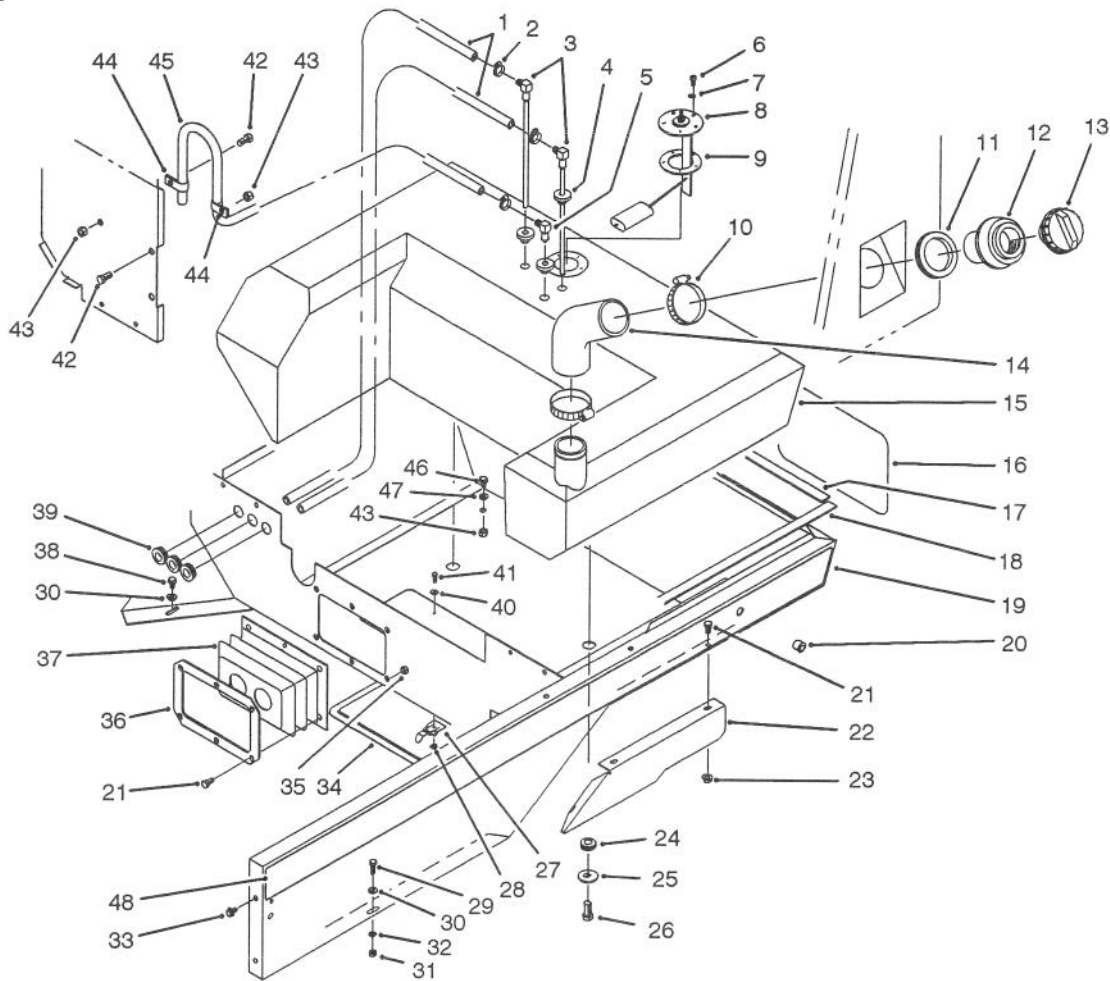
AIR CLEANER ASSEMBLY

Ref. No.	Part No.	Description	No. Used
1	27-7150	Cup Assembly	1
2	27-7140	Baffle	1
3	27-7120	Nut	1
4	27-7130	Clamp Assembly	1
5	32107-11	Nut - Square	2
6	3258-19	Screw - Machine	2
7	27-7170	Band Assembly (Incl. Ref. #5 & 6)	2
8	27-7110	Element Assembly	1
†9		Housing	1
10	62-6300	Sleeve Assembly	1

Ref. No.	Part No.	Description	No. Used
11	33-1270	Bowl	1
12	33-1260	Cover Assembly	1
13	80-3330	Gasket	1
14	27-7160	Decal - Instructions	1
*	48-7430	Pre-Cleaner Assembly (Incl. Ref. #10-12)	1
*	27-7100	Air Filter Assembly (Incl. Ref. #1-4, 8-9 & 13-14)	1
*	27-7220	Soap - Air Cleaner	1

*Not Illustrated

†Not Serviceable Separately



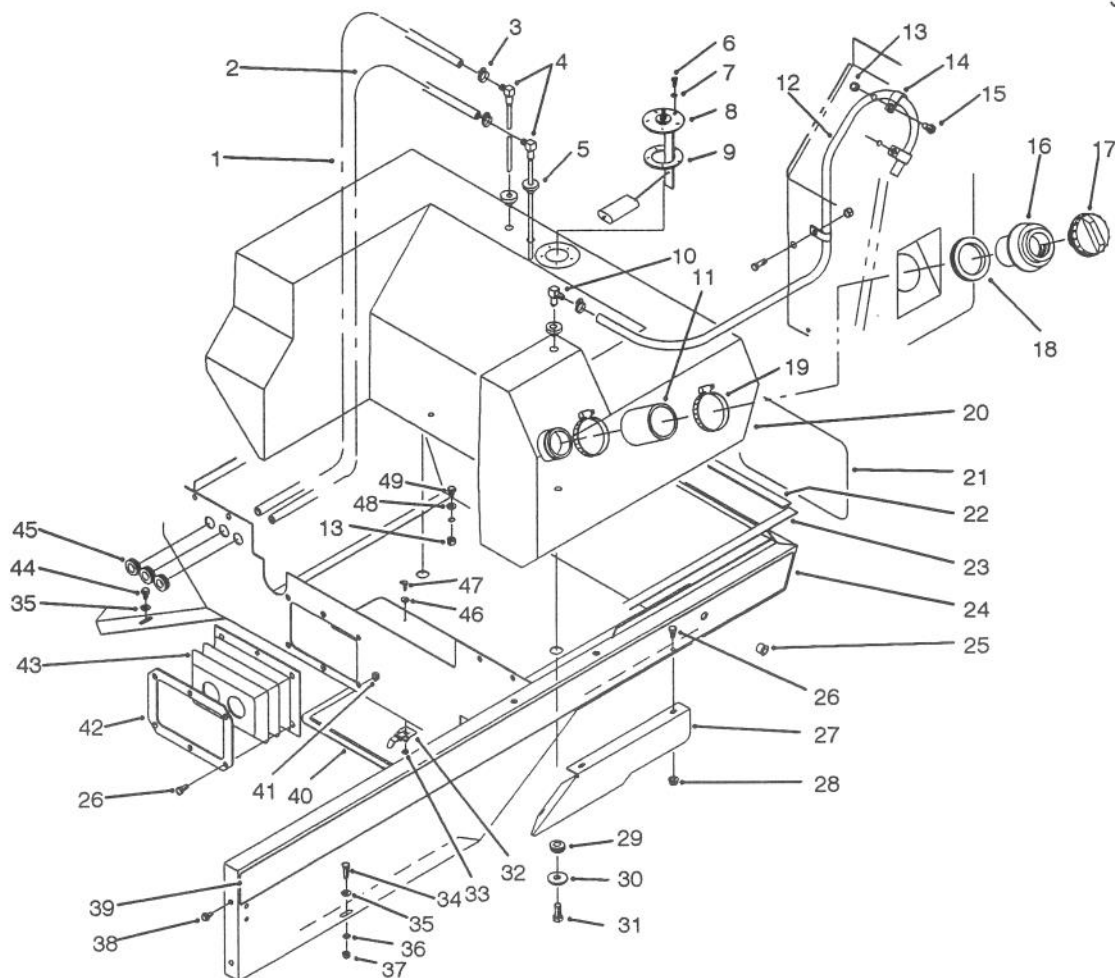
T-1681A

FUEL TANK & LOWER BODY ASSEMBLY Used on Serial No. 40001 thru 40499

Ref. No.	Part No.	Description	No. Used	Ref. No.	Part No.	Description	No. Used
1	92-4766	Hose - Fuel	2	25	63-8410	Washer - Flat	2
2	2412-108	Clamp - Hose	5	26	323-5	Screw - Cap Hex. Hd.	2
3	92-6061	Standpipe	2	27	52-9590	Latch	4
4	46-6560	Grommet	3	28	3296-12	Nut - Lock	4
5	46-6550	Elbow	1	29	48-7630	Screw	1
6	3250-31	Screw - Pan Hd.	5	30	3256-16	Washer - Flat	5
7	3253-2	Washer - Lock	5	31	48-7890	Nut - Hex.	1
8	63-7640	Sender - Fuel	1	32	43-5930	Washer - Lock	1
9	62-7650	Gasket - Fuel Sender	1	33	3234-4	Screw - Hex. Flange Hd.	4
10	2412-42	Clamp - Hose	2	34	92-5654	Panel - Clean-Out	1
11	92-5675	Grommet	1	35	3296-56	Nut - Lock	6
12	92-5674	Neck - Fuel Fill	1	36	92-5653	Ring - Clamp	1
13	87-7540	Cap - Fuel	1	37	92-5269	Bellows	1
14	92-4797	Hose - Fuel Fill	1	38	48-6900	Screw	4
15	92-4790	Tank - Fuel	1	39	240-9	Grommet	3
16	66-6140	Decal - TORO	1	40	3256-51	Washer - Flat	4
17	92-5671	Strip - Sealing	1	41	32144-1	Screw - Cap Hex. Hd.	4
18	92-5670	Strip - Sealing	2	42	322-3	Screw - Cap Hex. Hd.	2
19	92-4703	Lower Body Assembly (Incl. Ref. #20)	1	43	3296-29	Nut - Lock	4
20	32148-9	Nut - Insert	2	44	92-6064	Clamp - R	2
21	321-2	Screw - Cap Hex. Hd.	9	45	92-6068	Hose - Vent	1
22	92-6069	Shield - Exhaust	1	46	3234-5	Screw - Cap Hex. Hd.	2
23	32128-33	Nut - Flange Lock	3	47	3256-23	Washer - Flat	2
24	240-11	Grommet	2	†48	82-9610	Decal L.H.	1
				*†49	82-9600	Decal R.H.	1

*Not Illustrated

†Model 03703 Only.

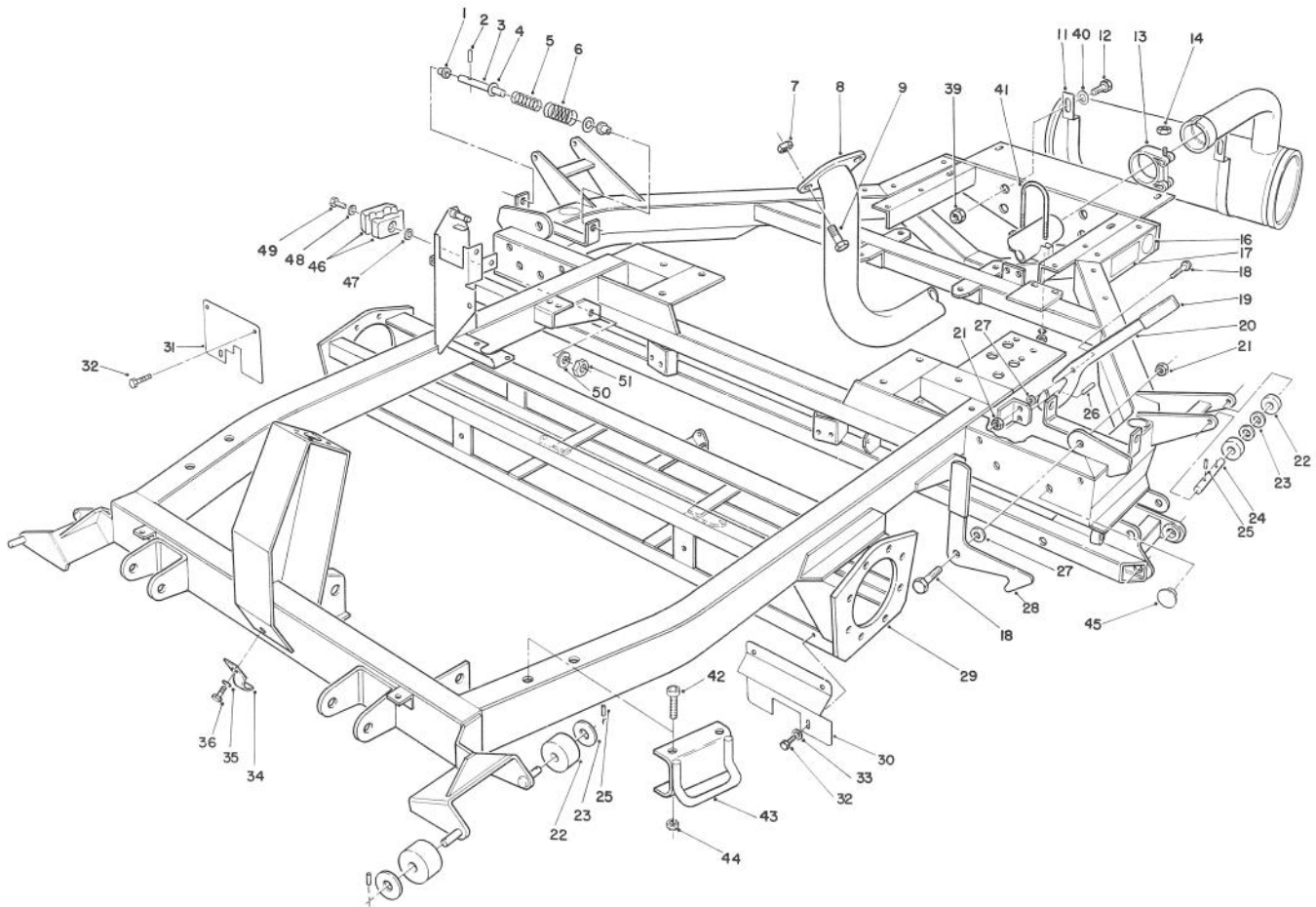


T-1785

FUEL TANK & LOWER BODY ASSEMBLY Used on Serial No. 40500 & UP

Ref. No.	Part No.	Description	No. Used	Ref. No.	Part No.	Description	No. Used
1	92-9285	Hose - Fuel, Return	1	27	92-6069	Shield - Exhaust	1
2	92-9284	Hose - Fuel, Suction	1	28	32128-33	Nut - Lock, Flange Hd.	3
3	2412-108	Clamp - Hose	5	29	240-11	Grommet	2
4	92-9266	Standpipe	2	30	63-8410	Washer - Flat	2
5	46-6560	Grommet	3	31	323-5	Screw - Cap Hex. Hd.	2
6	3250-31	Screw - Pan Phil. Hd.	5	32	52-9590	Latch	4
7	3253-2	Washer - Lock	5	33	3296-12	Nut - Lock	4
8	92-9267	Sender - Fuel	1	34	48-7630	Screw	1
9	62-7650	Gasket - Fuel Sender	1	35	3256-16	Washer - Flat	5
10	46-6550	Elbow	1	36	43-5930	Washer - Lock	1
11	92-9272	Hose - Fuel Fill	1	37	48-7890	Nut - Hex.	1
12	92-9283	Hose - Vent, Fuel	1	38	3234-4	Screw - Hex. Flange Hd.	4
13	3296-29	Nut - Lock	4	39	82-9610	Decal L.H. (Model 03703 Only)	1
14	92-6064	R-Clamp	3	*	82-9600	Decal R.H. (Model 03703 Only)	1
15	322-3	Screw - Cap Hex. Hd.	2	40	92-5654	Panel - Clean Out	1
16	92-5674	Neck - Fuel Fill	1	41	3296-56	Nut - Lock	6
17	87-7540	Cap - Fuel	1	42	92-5653	Ring - Clamp	1
18	92-5675	Grommet	1	43	92-5269	Bellows	1
19	2412-42	Clamp - Hose	2	44	48-6900	Screw - Taptite	2
20	92-9268	Tank - Fuel	1	45	240-9	Grommet	3
21	66-6140	Decal - TORO	1	46	3256-51	Washer - Flat	4
22	92-5671	Strip - Sealing	1	47	32144-1	Screw - Hex. Hd.	4
23	92-5670	Strip - Sealing	2	48	3256-23	Washer - Flat	2
24	92-4702	W.A. Body - Lower	1	49	3234-5	Screw - Hex. Flange Hd.	2
25	32148-9	Nut - Insert	2				
26	321-2	Screw - Cap Hex. Hd.	9				

*Not Illustrated



T-0132

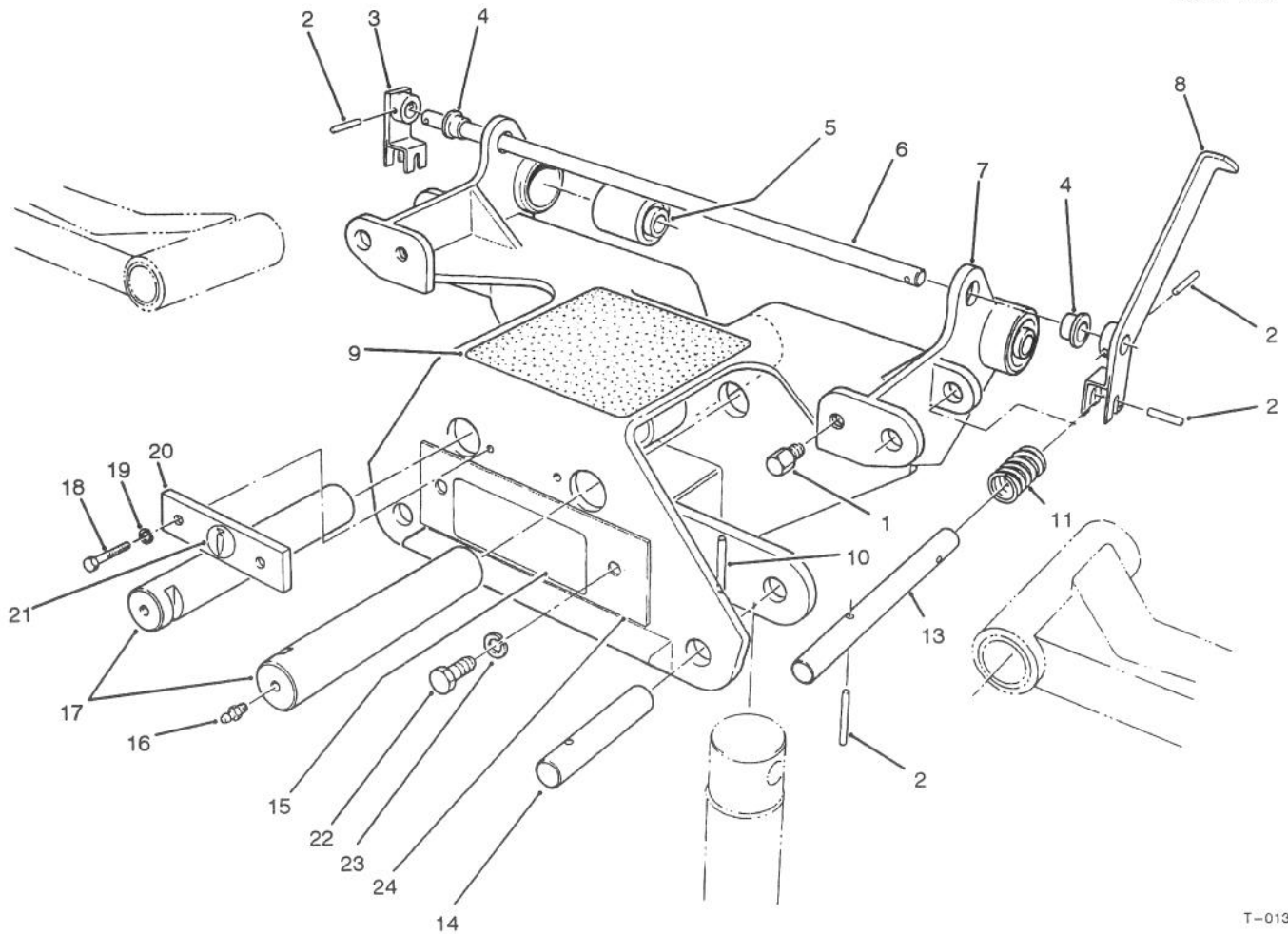
CHASSIS & MUFFLER ASSEMBLY

Ref. No.	Part No.	Description	No. Used
1	58-2800	Bushing	4
2	60-3720	Pin - Roll	2
3	58-2810	Rod	2
4	3256-7	Washer - Flat	4
5	48-6780	Spring	2
6	60-1240	Spring	2
7	60-6660	Nut - Hex	2
8	76-3470	Tube - Exhaust	1
9	48-9470	Bolt	2
11	74-2850	Muffler	1
*	74-2900	Spark Arrester - Muffler (Optional)	1
12	323-18	Screw - Cap Hex. Hd.	2
13	2412-132	Clamp (Incl. Ref. #14)	1
‡14		Nut	1
16	58-6520	Decal - Grease	3
17	58-5910	Decal - Tire Pressure	2
18	60-6870	Bolt	3
19	48-7080	Cap	3
20	58-3800	Lever	1
21	51-2070	Nut	3
22	82-4910	Roller	8
23	51-2060	Washer	8
24	60-0160	Pin - Roller Rear	2

Ref. No.	Part No.	Description	No. Used
25	60-2110	Pin - Roll	8
26	48-8830	Pin - Roll	1
27	48-8850	Washer - Bevel	3
28	48-8540	Lever	2
29	92-4761	Chassis	1
30	60-4190	Grass Shield - L.H.	1
31	60-4200	Grass Shield - R.H.	1
32	48-6900	Screw - Hex Hd.	6
33	48-8010	Washer	2
34	60-2080	Clamp - Hose	1
35	48-9570	Washer - Lock	1
36	48-7680	Screw - Cap Hex Hd.	1
39	3296-39	Nut - Lock	2
40	3256-24	Washer - Flat	2
41	76-3560	Clamp - Exhaust	1
42	3289-25	Screw - Socket Flat Hd.	4
43	92-4768	Tiedown	2
44	3296-23	Nut - Lock	4
45	92-6059	Plug - Button	12
46	92-3044	Clamp - Tube	2
47	92-2950	Spacer	1
48	3256-22	Washer - Flat	1
49	321-9	Screw - Cap Hex. Hd.	1
50	3253-3	Washer - Lock	1
51	3217-5	Nut - Hex.	1

*Not Illustrated

‡Not Serviceable Separately



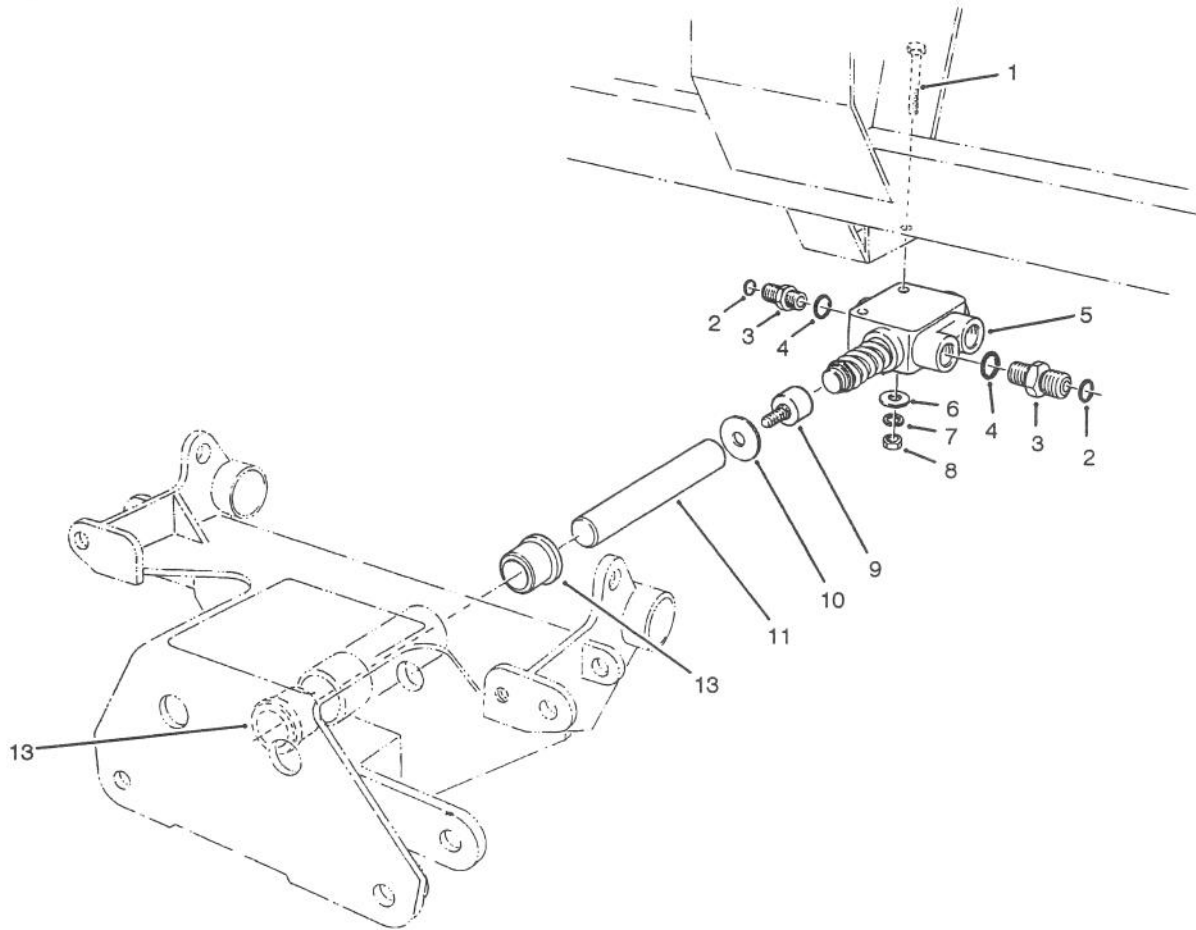
T-013A

FRONT CARRIER ASSEMBLY

Ref. No.	Part No.	Description	No. Used
1	82-9250	Stud - Threaded	2
2	60-2000	Pin - Dowel	6
3	60-1750	Lever - R.H.	1
4	60-1990	Bushing - Flange	2
5	47-7010	Bushing	2
6	60-1820	Shaft - Pivot	1
7	74-2920	Carrier - Front	1
8	60-1780	Lever - L.H.	1
9	82-9370	Pad - Step	1
10	3285-11	Pin - Spirol	2
11	60-0670	Spring - Compression	2
13	82-9360	Rod - Latch	2

Ref. No.	Part No.	Description	No. Used
14	58-2720	Pin - Cylinder Mount	2
15	86-6120	Decal - Towing	1
16	302-5	Fitting - Grease	2
17	60-0090	Pin - Lift Arm, Pivot	2
18	322-2	Screw - Cap Hex. Hd.	2
19	3253-4	Washer - Lock	2
20	60-0190	Retainer	1
21	58-6520	Decal - Grease	1
22	325-2	Screw - Cap Hex. Hd.	2
23	3253-7	Washer - Lock	2
24	84-6480	Plate - Decal	1

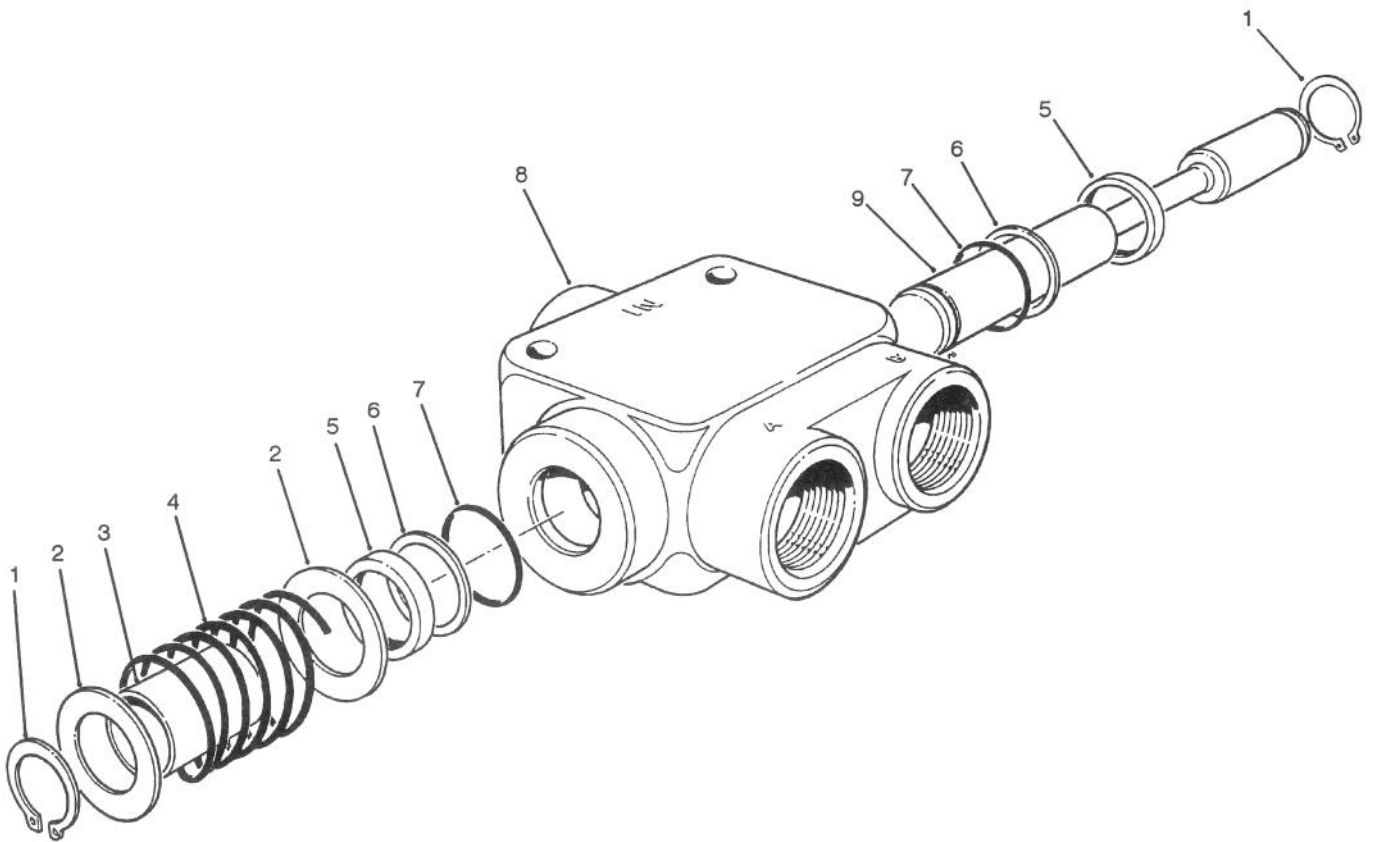
*Not Illustrated



T-0134A

PUSH ROD ASSEMBLY

Ref. No.	Part No.	Description	No. Used	Ref. No.	Part No.	Description	No. Used
1	322-12	Screw - Cap Hex Hd.	2	7	3253-4	Washer - Lock	2
2	237-65	O-Ring	3	8	3217-6	Nut - Hex	2
3	340-7	Fitting - Straight (Incl. Ref. #2 & 4)	3	9	59-7140	Bumper	1
4	237-80	O-Ring	3	10	3256-68	Washer	A/R
5	58-5460	Valve - Shutoff	1	11	60-0300	Rod	1
6	3256-23	Washer - Flat	2	13	48-6640	Bushing - Flange	2



T-0135

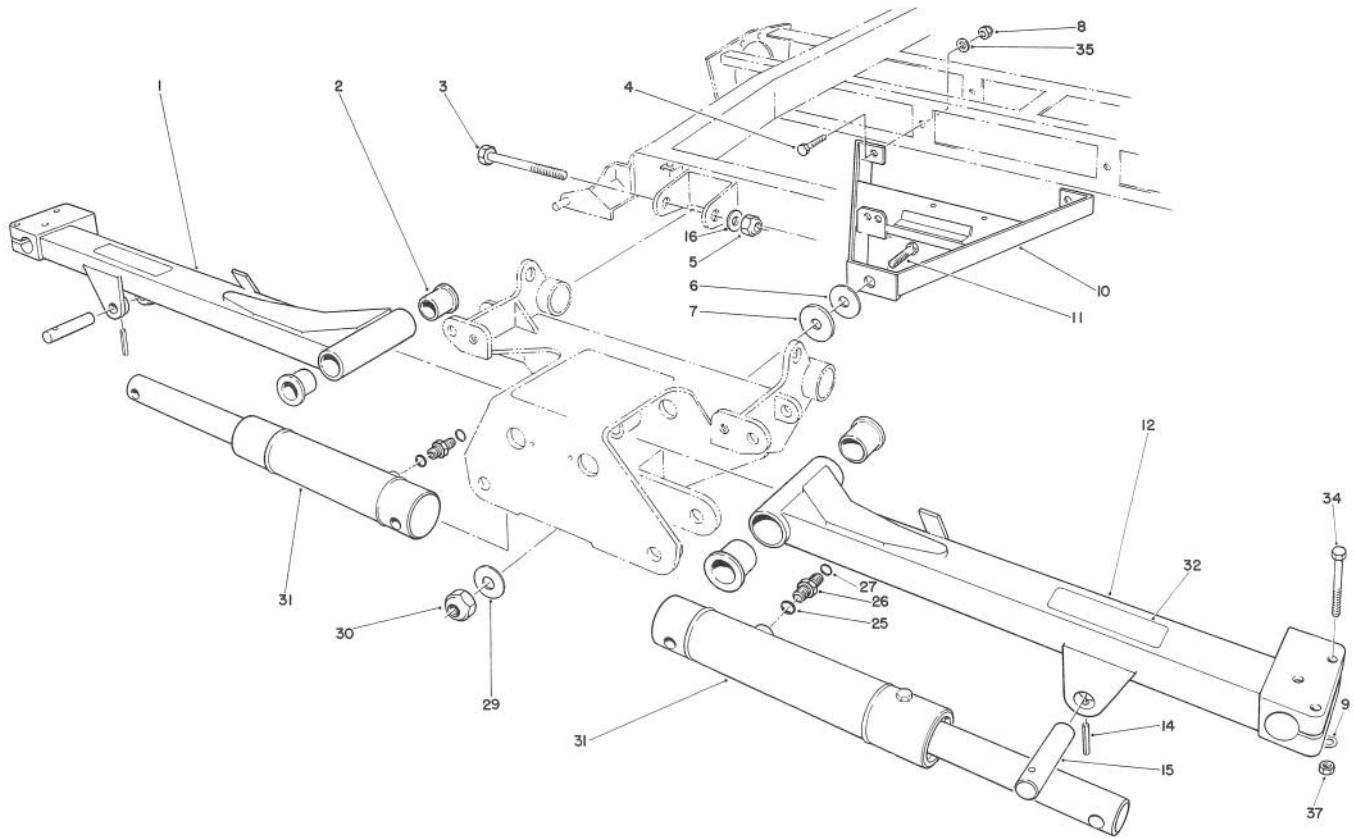
REEL SHUT-OFF VALVE NO. 58-5460

Ref. No.	Part No.	Description	No. Used
1	59-7810	Circlip	2
2	59-7820	Washer	2
†3		Spacer	1
4	59-7840	Spring	1
5	59-7850	Wiper	2
6	59-7860	Backup Washer	2

Ref. No.	Part No.	Description	No. Used
7	59-7780	O-Ring	2
†8		Body	1
†9		Spool	1
*	59-7890	Seal Kit (Incl. Ref. #1, 5, 6 & 7)	1

*Not Illustrated

†Not Serviceable Separately

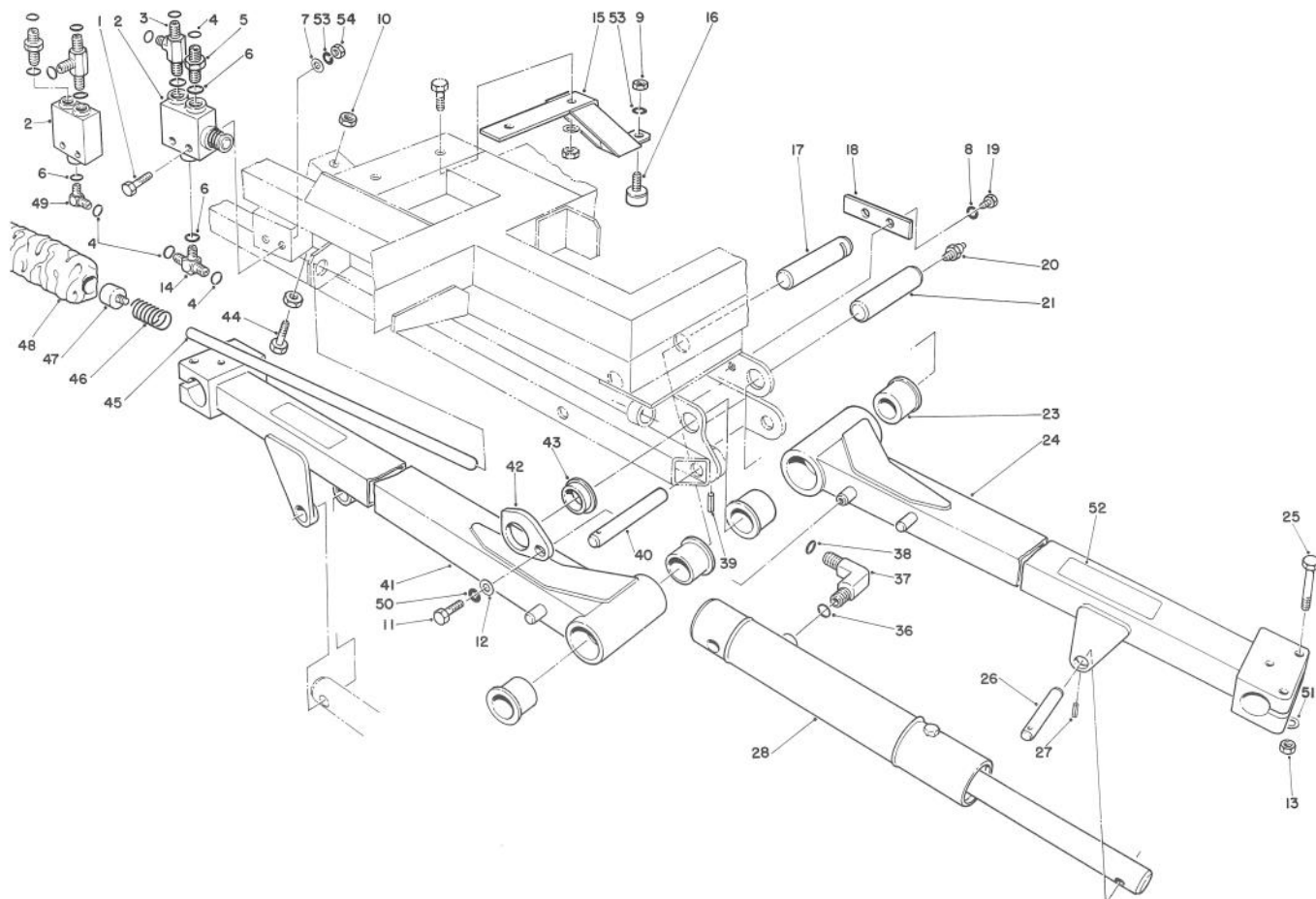


T-0136

NO. 2 & 3 LIFT ARMS ASSEMBLY

Ref. No.	Part No.	Description	No. Used
1	82-9560	No. 3 Lift Arm	1
2	68-6480	Bushing	4
3	325-17	Bolt	2
4	48-9470	Bolt	2
5	3296-23	Nut - Lock	2
6	52-6180	Washer	A/R
7	60-3250	Washer - Rubber	1
8	48-9520	Nut - Lock	2
9	3256-56	Washer - Flat	6
10	60-0440	A-Frame	1
11	48-9490	Bolt	1
12	82-9550	No. 2 Lift Arm	1
14	60-1280	Pin - Roll	2

Ref. No.	Part No.	Description	No. Used
15	58-4380	Pin - Pivot	2
16	3256-26	Washer - Flat	2
25	237-42	O-Ring	2
26	340-2	Adapter (Incl. Ref. #25 & 27)	2
27	237-22	O-Ring	2
29	48-9600	Washer	1
30	48-9540	Nut	1
31	84-6210	Hydraulic Cylinder Assembly	2
32	61-3610	Decal	2
34	323-13	Bolt	6
35	48-9580	Washer	2
37	3296-39	Nut - Lock	6

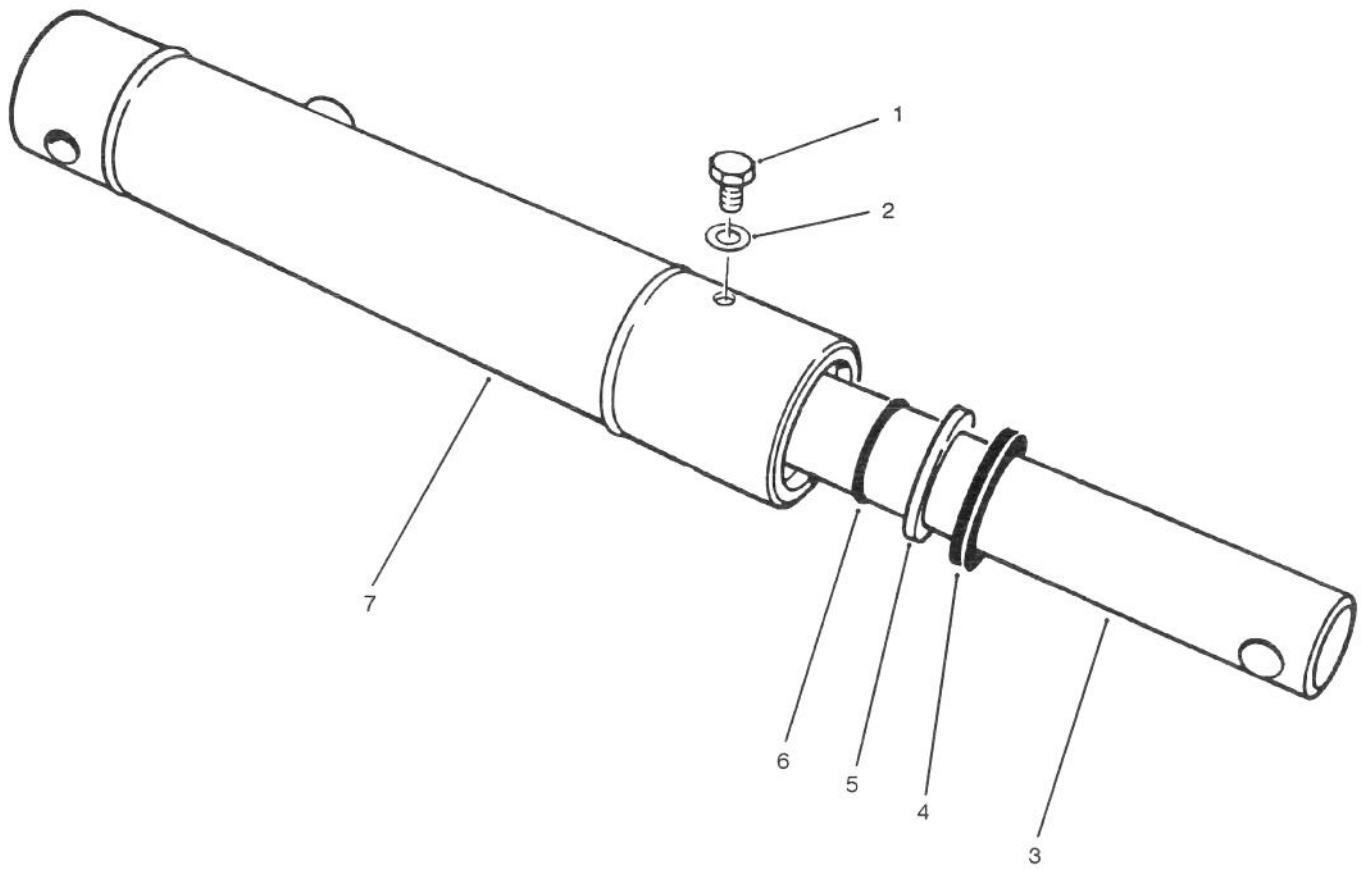


T-0137

NO. 1, 4 & 5 LIFT ARMS ASSEMBLY

Ref. No.	Part No.	Description	No. Used	Ref. No.	Part No.	Description	No. Used
1	322-12	Bolt	4	25	323-13	Bolt	9
2	58-5460	Valve - Shut-Off	2	26	58-4380	Pin - Pivot	3
3	340-22	Fitting - Tee (Incl. Ref. #4 & 6)	2	27	60-1280	Pin - Roll	3
4	237-65	O-Ring	9	28	84-6210	Hydraulic Cylinder Assembly	3
5	340-7	Fitting (Incl. Ref. #4 & 6)	2	36	237-42	O-Ring SAE	3
6	237-80	O-Ring SAE	6	37	340-77	Fitting (Incl. Ref. #36 & 38)	3
7	3256-23	Washer	4	38	237-22	O-Ring	3
8	48-9570	Washer - Lock	4	39	3285-11	Pin - Roll	3
9	48-7930	Nut - Hex.	2	40	58-2720	Pin - Pivot	3
10	48-9530	Nut - Hex.	2	41	82-9540	Lift Arm No. 1	1
11	323-6	Bolt	2	42	58-9210	Cam	2
12	3256-3	Washer	2	43	60-0080	Bushing - Flanged	2
13	3296-39	Nut - Lock	9	44	53-5940	Bolt	1
14	340-93	Fitting - Tee (Incl. Ref. #4 & 6)	1	45	60-1340	Rod - Push RH	1
15	60-1050	Bracket	2	*	60-1350	Rod - Push LH	1
16	48-3280	Bumper	2	46	58-3570	Spring - Compression	2
17	60-0090	Pin - #1 Lift Arm Pivot	1	47	59-7140	Bumper	2
18	60-0190	Retainer - #1 & 4 Pivot Pin	1	48	58-9630	Sleeve - Protector	2
*	60-1640	Retainer - #5 Pivot Pin	1	49	340-17	Fitting (Incl. Ref. #4 & 6)	1
19	48-7700	Bolt	4	50	3253-5	Washer - Lock	2
20	302-5	Fitting - Grease	3	51	3256-56	Washer - Flat	9
21	60-0100	Pin - #4 & 5 Lift Arm Pivot	2	52	61-3610	Decal	3
23	68-6480	Bushing	6	53	3253-4	Washer - Lock	6
24	82-9570	Lift Arm No. 4	1	54	3217-6	Nut - Hex.	4
				*	82-9580	Lift Arm No. 5	1

*Not Illustrated



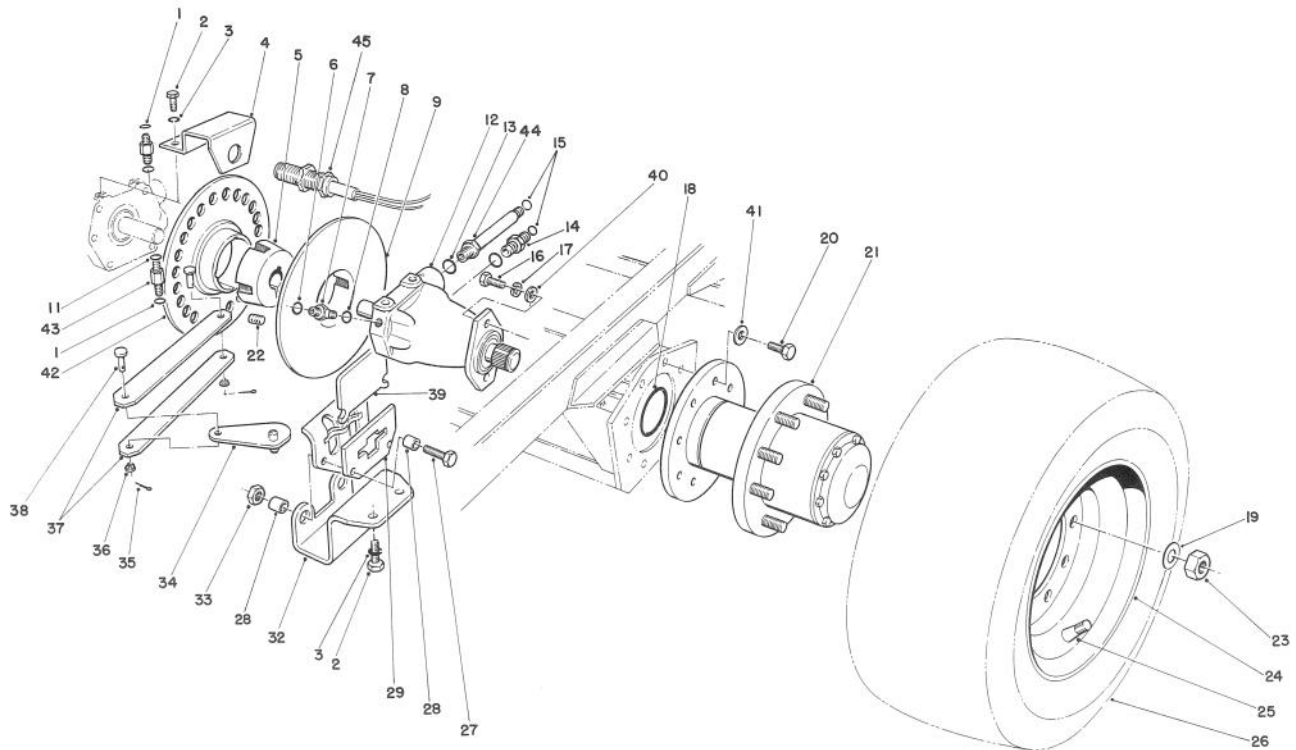
T-1685

HYDRAULIC CYLINDER ASSEMBLY NO. 84-6210

Ref. No.	Part No.	Description	No. Used
1	60-3660	Screw - Bleed	1
2	60-3650	Washer	1
†3		Rod	1
4	60-3630	Wiper	1
5	60-3620	Seal	1

Ref. No.	Part No.	Description	No. Used
6	60-3610	Ring - Snap	1
†7		Barrel	1
*	62-6370	Kit - Seal (Incl. Ref. #2 & 4-6)	1

†Not Sold Separately

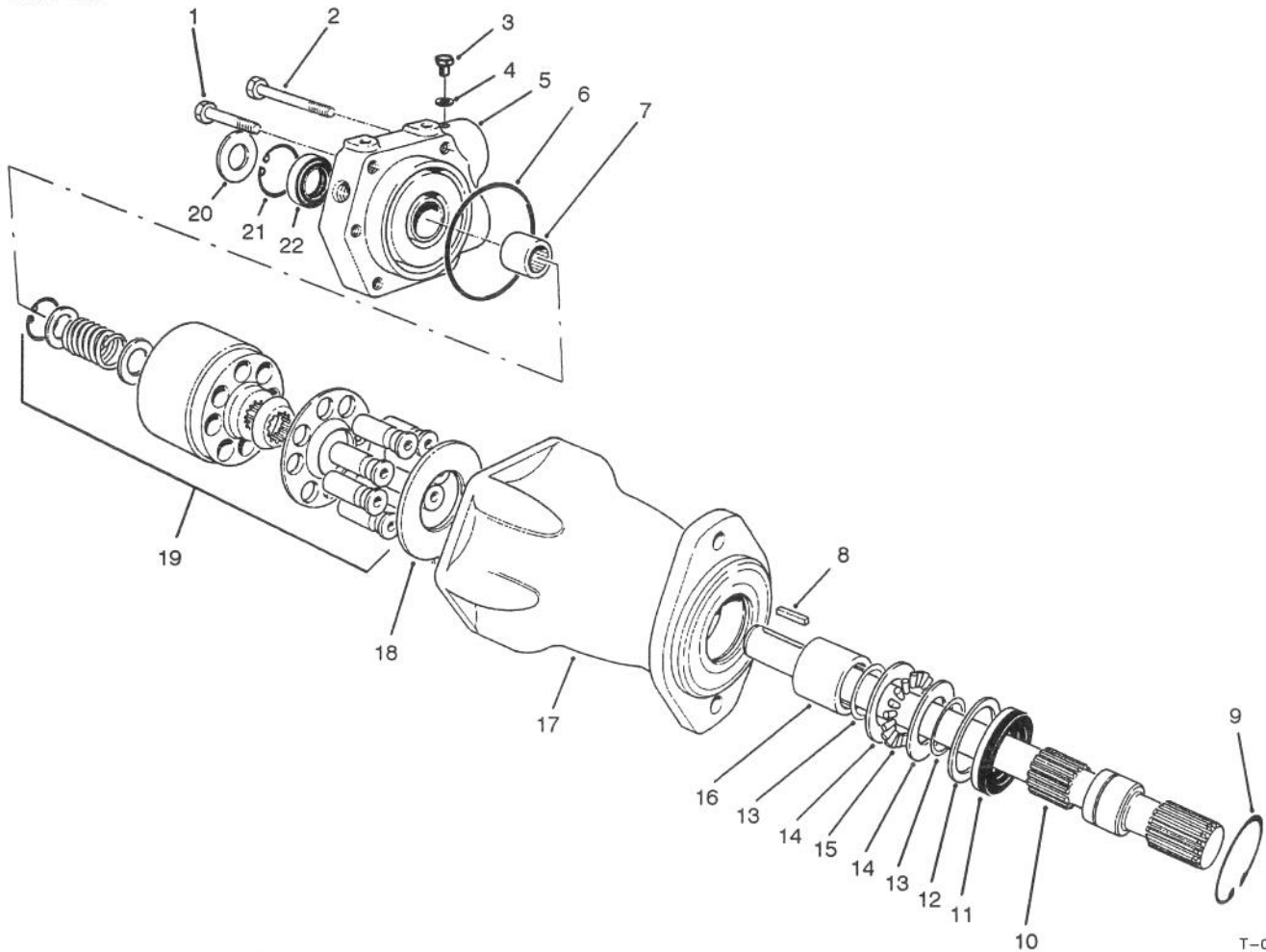


T-0138

TRACTION DRIVE ASSEMBLY

Ref. No.	Part No.	Description	No. Used	Ref. No.	Part No.	Description	No. Used
1	237-21	O-Ring	2	22	3247-10	Screw - Set	4
2	322-3	Screw - Cap Hex. Hd.	6	23	3219-5	Nut - Hex.	18
3	3253-4	Washer - Lock	6	24	58-5610	Rim	2
4	82-9330	Bracket - Sensor	1	25	58-5620	Tube - Inner	2
5	23-1840	Bushing (Incl. Ref. #22)	2	26	63-4480	Tire (Model 03702)	2
6	237-22	O-Ring	2	*	58-5600	Tire (Model 03703)	2
7	340-2	Fitting (Incl. Ref. #6 & 8)	2	27	323-20	Bolt	4
8	237-42	O-Ring	2	28	58-3780	Spacer	8
9	58-0070	Disc - Brake	1	29	29-1060	Bracket	2
11	237-118	O-Ring	2	32	58-0110	Bracket	2
12	58-5430	Motor - Wheel	2	33	3296-39	Nut - Lock	4
13	237-81	O-Ring	4	34	29-1070	Lever Assembly	2
14	340-9	Fitting (Incl. Ref. #13 & 15)	2	35	3272-6	Pin - Cotter	4
15	237-58	O-Ring	4	36	60-1740	Nut - Spring	4
16	323-18	Bolt	4	37	58-2300	Link - Brake	4
17	3253-5	Washer - Lock	4	38	283-67	Pin - Clevis	4
18	353-949	O-Ring	2	39	29-1080	Pad	4
19	60-6990	Washer	18	40	3256-3	Washer - Flat	4
20	327-3	Bolt	16	41	3256-27	Washer - Flat	16
21	62-6400	Drive Hub Assembly (Standard Speed Ratio) (Model 03702)	2	42	82-9280	Disc - 22 Hole (Used on Model 03702)	1
*	58-5530	Drive Hub Assembly (High Speed Ratio) (Model 03703)	2	*	82-9270	Disc - 27 Hole (Used on Model 03703)	1
				43	340-90	Fitting (Incl. Ref. #1 & 11)	2
				44	340-11	Fitting (Incl. Ref. #13 & 15)	2
				45	75-6700	Sensor - Magnetic	1

*Not Illustrated



T-0139

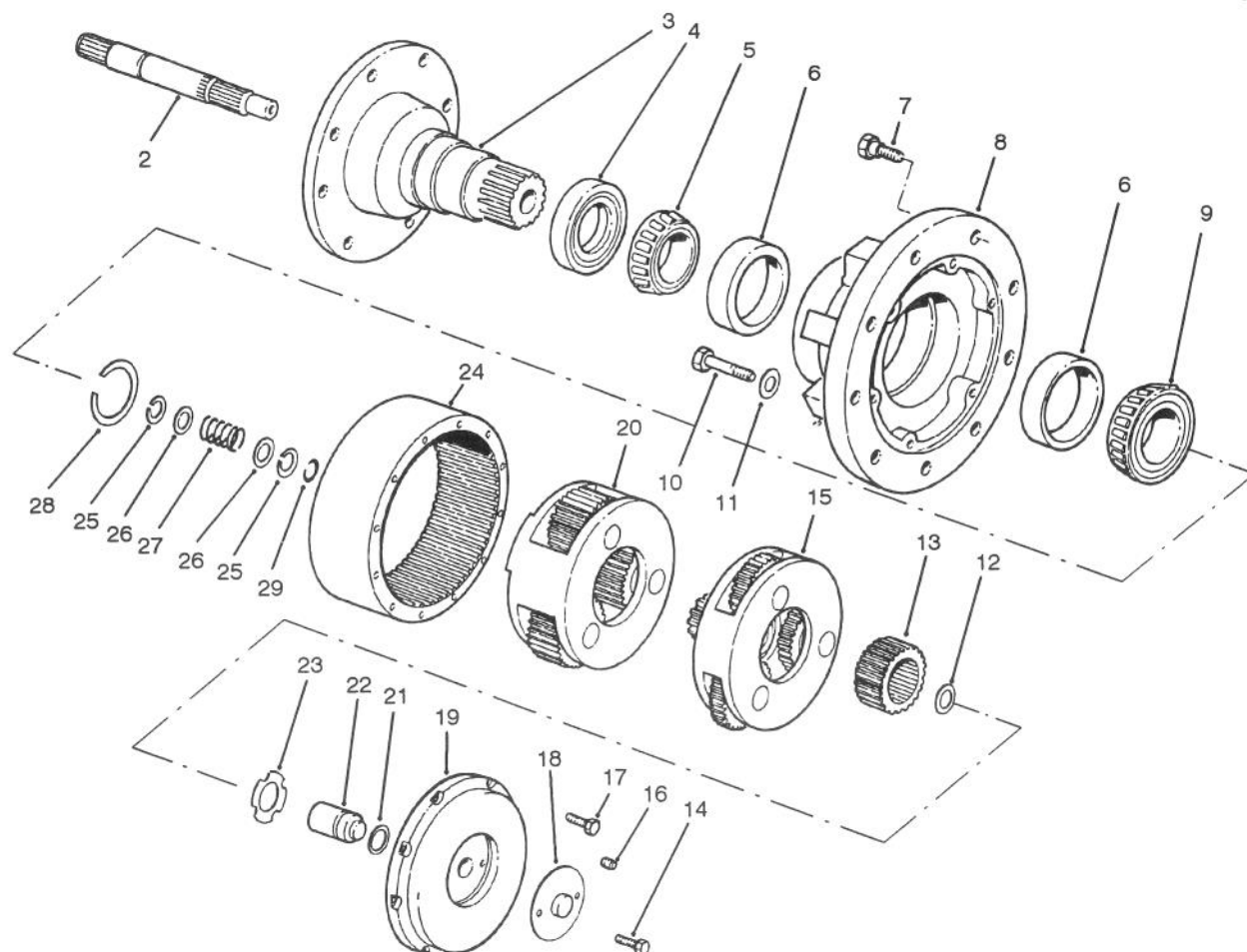
WHEEL MOTOR ASSEMBLY NO. 58-5430

Ref. No.	Part No.	Description	No. Used
1	59-8290	Screw - Cap Hex. Hd.	3
2	59-8280	Screw - Cap Hex. Hd.	3
3	353-948	Plug (Incl. Ref. #4)	2
4	237-118	Seal - O-Ring	2
5	59-8270	Back Plate Assembly (Incl. Ref. #7)	1
6	59-8260	O-Ring	1
7	60-3590	Bearing	1
8	59-8380	Key	1
9	32151-13	Ring - Retaining	1
10	59-8360	Shaft - Drive	1
11	59-8370	Seal - Shaft	1
12	33-3720	Washer	1
13	32151-29	Ring - Retaining	2

Ref. No.	Part No.	Description	No. Used
14	252-71	Race - Thrust	1
15	252-66	Bearing - Thrust	1
16	60-3380	Bearing	1
17	59-8300	Housing Assembly (Incl. Ref. #16)	1
18	59-8350	Camplate Assembly	1
19	59-8340	Rotating Assembly	1
20	84-6440	Shield - Grass	1
†21		Ring - Retaining	1
†22		Seal - Shaft	1
*	59-8390	Kit - Seal Repair (Incl. Ref. #6, 9, 11, 13, & 20-22)	1
*	66-5840	Kit - Seal Repair (Incl. Ref. #20-22)	1

*Not Illustrated

†Not Serviceable Separately



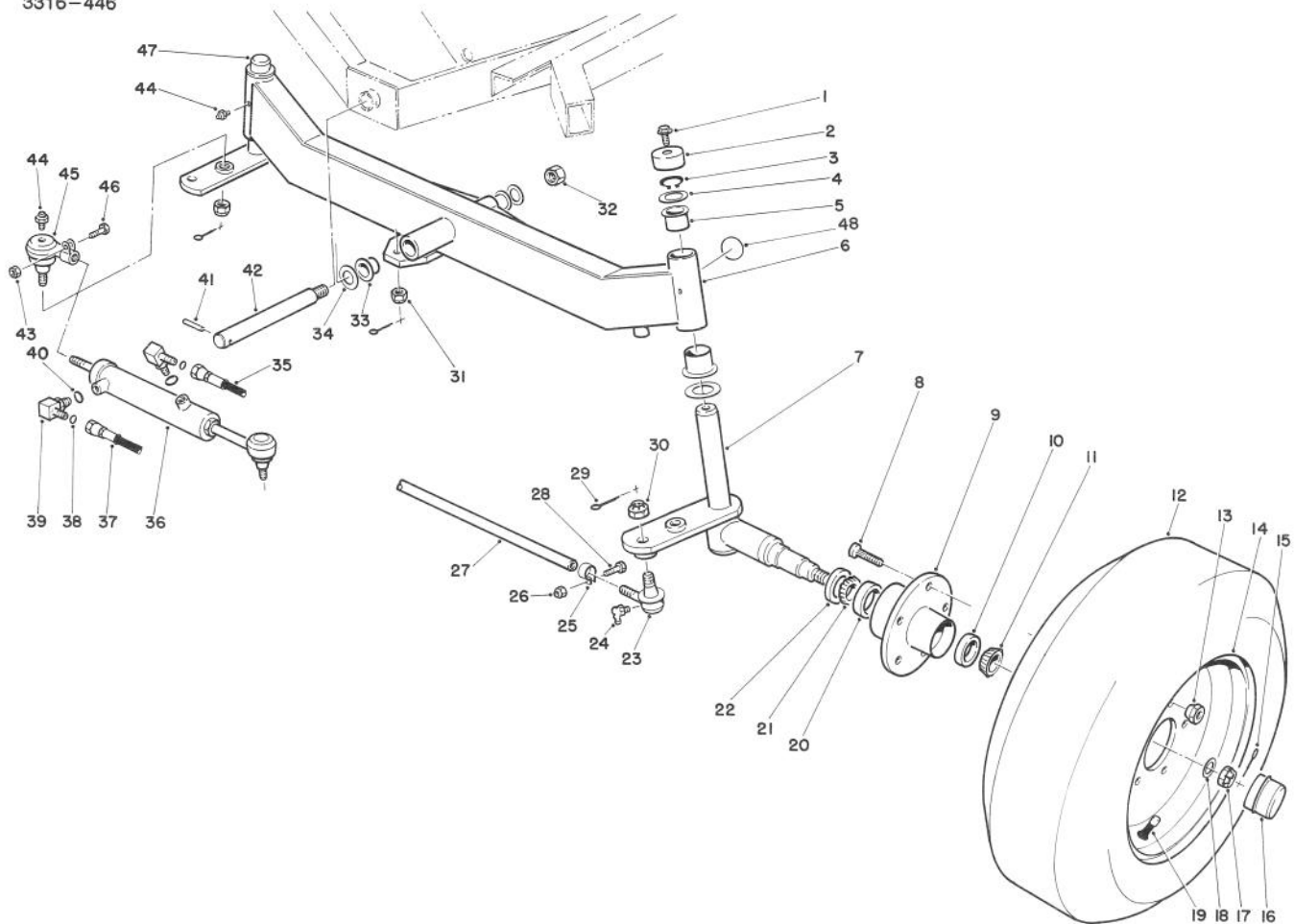
T-0140

PLANETARY GEAR DRIVE ASSEMBLY
Standard Speed Ratio (19.62:1) Model No. 03702
High Speed Ratio (15.88:1) Model No. 03703

Ref. No.	Part No.	Description	No. Used	Ref. No.	Part No.	Description	No. Used
1	60-3800	Coupling	1	16	60-4040	Plug - Pipe	1
2	60-3810	Shaft - Input	1	17	60-4030	Bolt - Hex Hd.	8
3	60-3820	Spindle	1	18	60-4060	Cover - Disengage	1
4	60-3830	Seal - Oil	1	19	60-4050	Cover - Large	1
5	60-3840	Cone - Bearing	1	20	60-4000	Secondary Carrier Assembly (High Speed Ratio)	1
6	60-3850	Cup - Bearing	2	*	62-6420	Secondary Carrier Assembly (Standard Speed Ratio)	1
7	60-3860	Bolt - Wheel	9	21	60-4020	O-Ring	1
8	60-3870	Hub	1	22	60-4010	Plunger - Disengage	1
9	60-3880	Cone - Bearing	1	23	60-3990	Washer - Thrust	1
10	60-3890	Bolt - Hex. Hd.	6	24	60-3900	Gear - Ring	1
11	60-3910	Washer - Flat	6	25	82-8700	Ring - Retaining	2
12	60-3980	Washer - Thrust	1	26	60-3940	Washer	2
13	60-3970	Gear - Primary Sun (High Speed Ratio)	1	27	60-3950	Spring - Disengage	1
*	62-6430	Gear - Primary Sun (Standard Speed Ratio)	1	†28	62-6450	Kit - Retaining Ring	1
14	60-4070	Bolt - Hex. Hd.	2	29	60-3930	Ring - Retaining	1
15	60-3960	Primary Carrier Assembly (High Speed Ratio)	1	*	62-6460	Tube - RW Sealant	1
*	62-6410	Primary Carrier Assembly (Standard Speed Ratio)	1				

*Not Illustrated

†Includes 7 different thickness for service adjustment of bearings.



T-1211

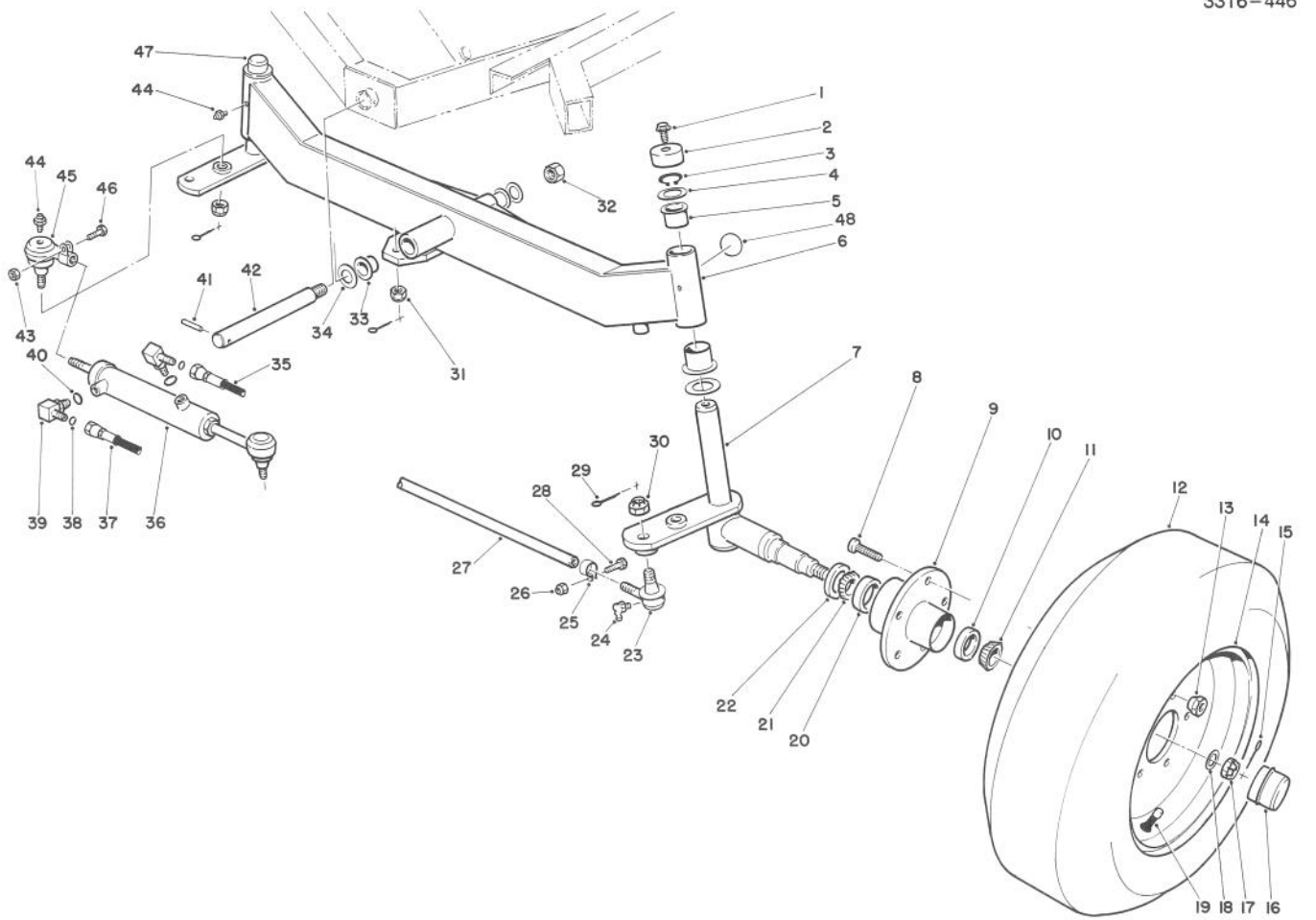
STEERING AXLE

Ref. No.	Part No.	Description	No. Used
1	3234-12	Screw - Hex. Flange Hd.	2
2	69-8890	Cap - Spindle	2
3	32151-10	Ring - Retaining	2
4	256-304	Washer - Thrust	4
5	69-6470	Bushing - Flange	4
6	82-9850	Axle - Rear	1
7	69-7370	Spindle - Wheel LH	1
8	69-2990	Screw - Drive	10
9	69-2960	Hub - Wheel, Rear	2
		(Incl. Ref. #8, 10, & 20)	
10	254-72	Cup - Bearing, Outer	2
11	254-92	Cone - Bearing, Outer	2
12	69-9880	Tire (Used on Model 03702)	2
*	58-5570	Tire (Used on Model 03703)	2
13	23-7270	Nut - Lug	10
14	217-116	Rim (Used on Model 03702)	2
*	58-5590	Rim (Used on Model 03703)	2
15	3272-13	Pin - Cotter	2
16	69-2970	Cap - Hub	2
17	32136-5	Nut - Castle	2
18	3256-28	Washer - Flat	2
19	232-27	Stem - Valve	2
20	254-107	Cup - Bearing Inner	2
21	254-106	Cone - Bearing Inner	2
22	69-2980	Seal - Inner	2

Ref. No.	Part No.	Description	No. Used
23	2116-4	Joint - Ball RH	1
*	2116-3	Joint - Ball, L.H.	1
24	302-33	Fitting - Grease	2
25	2412-7	Clamp Assembly	2
		(Incl. Ref. # 26 & 28)	
†26		Nut - Lock	2
27	82-9260	Tie Rod Assembly	1
		(Incl. Ref. #23-26, 28 & 30)	
†28		Screw - Cap Hex. Hd.	2
29	3272-12	Pin - Cotter	4
30	32136-2	Nut - Castle	2
31	32136-13	Nut - Castle	2
32	3296-49	Nut - Lock	1
33	48-6640	Bushing - Flange	2
34	48-6660	Washer - Thrust	2
35	82-9840	Hose - Hydraulic	1
36	77-4800	Cylinder - Steering	1
37	82-9841	Hose - Hydraulic	1
38	237-22	O-Ring	2
39	340-97	Fitting - Hydraulic	1
		(Incl. Ref. #38 & 40)	
40	237-78	O-Ring	2
41	60-3670	Pin - Roll	1
42	82-9210	Shaft - Pivot	1
†43		Nut - Hex.	1

*Not Illustrated

†Not Serviceable Separately

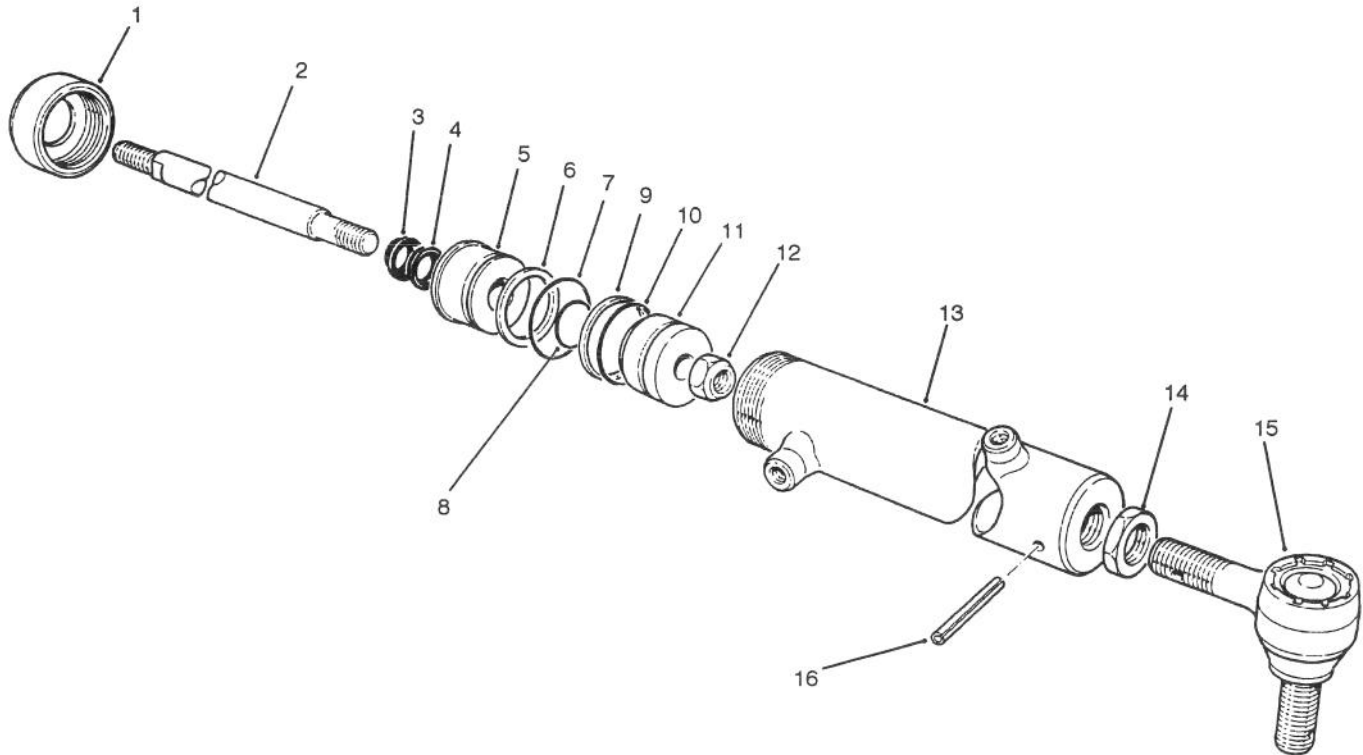


T-1211

STEERING AXLE (Continued)

Ref. No.	Part No.	Description	No. Used	Ref. No.	Part No.	Description	No. Used
44	302-5	Fitting - Grease	4	†46		Screw - Cap Hex. Hd.	1
45	69-9810	Joint - Ball (Incl. Ref. #31, 43-44 & 46)	1	47	69-7360	Spindle - Wheel RH	1
				48	58-6520	Decal - Grease	2

†Not Serviceable Separately



T-1209

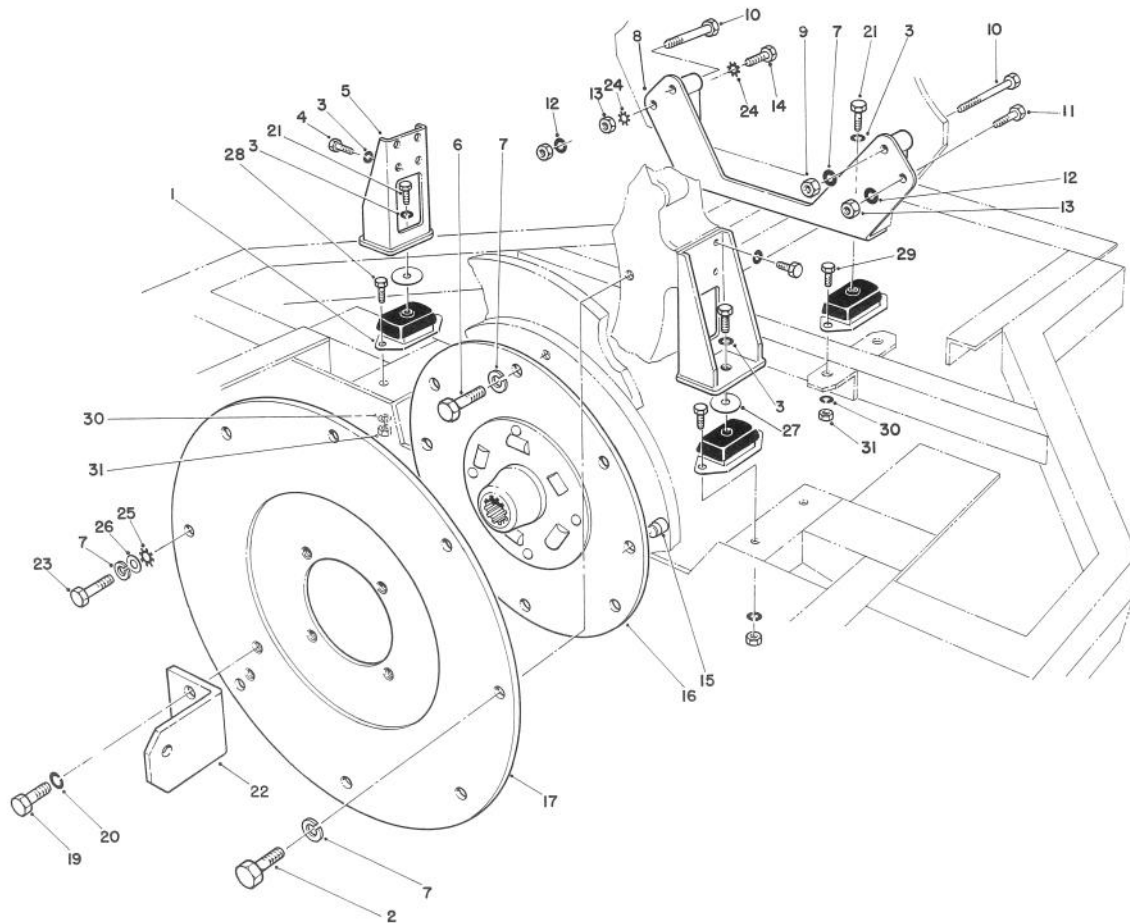
HYDRAULIC CYLINDER 77-4800

Ref. No.	Part No.	Description	No. Used
1	82-5780	Cap - Threaded	1
2	82-5770	Rod	1
†3		Wiper - Rod	1
†4		U-Cup	1
5	82-5790	Head - Cap	1
†6		Backup Washer	1
†7		O-Ring	1
†8		O-Ring	1
†9		Servon	1

Ref. No.	Part No.	Description	No. Used
†10		O-Ring	1
11	82-5760	Piston	1
12	82-5750	Nut - Lock	1
†13		Barrel Assembly	1
14	82-5740	Nut - Jam	1
15	82-5730	Rod Tie, End	1
16	32121-44	Pin - Roll	1
*	82-5800	Kit - Repair, Seal (Incl. Ref. #3, 4, & 6-10)	1

*Not Illustrated

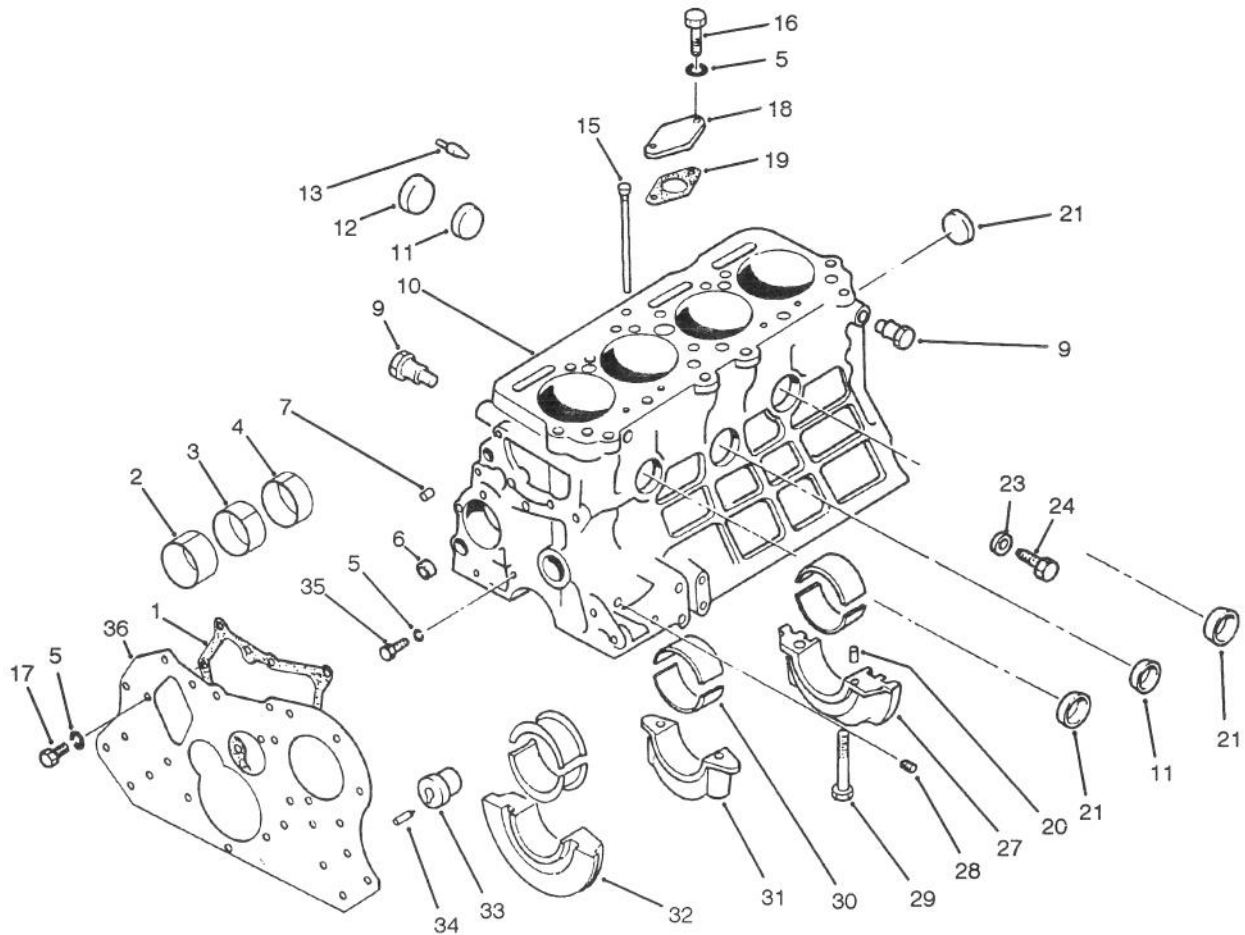
†Not Serviceable Separately



T-0142A

ENGINE INSTALLATION ASSEMBLY

Ref. No.	Part No.	Description	No. Used	Ref. No.	Part No.	Description	No. Used
1	48-3250	Mount - Rubber	4	16	48-6260	Coupling - Spring Center	1
2	48-9470	Bolt	7	17	69-9550	Plate - Pump Adapter	1
3	48-8070	Washer - Lock	12	19	3213-20	Bolt	2
4	48-7830	Bolt	8	20	3253-7	Washer - Lock	2
5	48-3380	Leg - Support	2	21	60-6870	Bolt	4
6	48-7780	Bolt	6	22	60-1010	Lug - Angle	1
7	48-9590	Washer - Lock	16	23	48-9480	Bolt	1
8	58-0660	Foot - Front	1	24	3255-8	Washer - Lock	2
9	48-7960	Nut - Hex.	2	25	3255-9	Washer - Lock	1
10	48-7570	Bolt	2	26	48-9580	Washer	1
11	48-9460	Bolt	1	27	58-5100	Washer	2
12	48-9570	Washer - Lock	2	28	323-7	Screw - Cap Hex. Hd.	4
13	48-7930	Nut - Hex.	3	29	323-6	Screw - Cap Hex. Hd.	4
14	60-4540	Bolt	1	30	3253-5	Washer - Lock	8
15	58-3590	Dowel	2	31	3217-7	Nut - Hex.	8



T-0143A

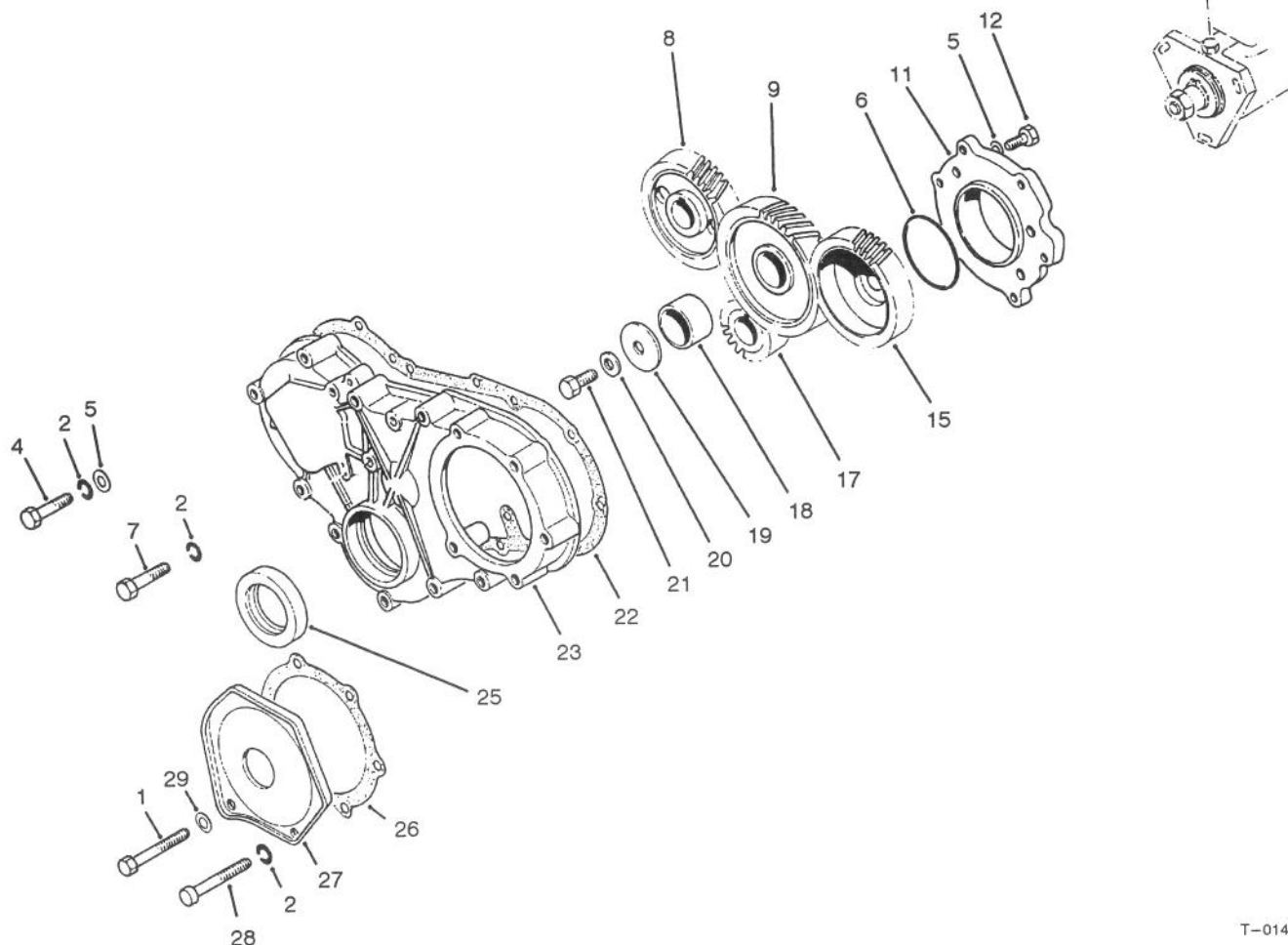
CRANKCASE ASSEMBLY

Ref. No.	Part No.	Description	No. Used	Ref. No.	Part No.	Description	No. Used
‡1	51-5730	Gasket	1	21	51-5590	Cap - Sealing	3
2	51-5500	Bushing - Camshaft No. 1	1	23	51-8270	Washer - Sealing	1
3	51-5510	Bushing - Camshaft No. 2	1	24	51-8280	Bolt	1
4	51-5520	Bushing - Camshaft No. 3	1	†27		Cap - Bearing No. 3	1
5	51-7250	Washer	5	28	86-6240	Plug - Taper	3
6	51-5530	Cap - Sealing	2	29	86-6230	Bolt	6
7	51-5540	Pin - Dowel, Gear Case	2	30	51-5770	Bearing Set Std.	1
9	51-5580	Hanger	2	*	51-8100	Bearing Set 0.25mm U.S.	1
†10		Crankcase	1	*	51-8110	Bearing Set 0.50mm U.S.	1
11	51-5600	Cap - Sealing	3	*	51-8120	Bearing Set 0.75mm U.S.	1
12	51-5670	Cap - Sealing	2	†31		Cap - Bearing No. 2	1
13	51-8260	Switch - Indicator, Oil Pressure	1	†32		Cap - Bearing No. 1	1
15	51-5560	Pipe - Oil	1	33	51-5640	Idler Gear Shaft Assembly (Incl. Ref. #34)	1
16	60-7280	Bolt	2	34	51-5650	Pin - Spring	1
17	60-7110	Bolt	2	35	60-7310	Bolt	1
18	51-6480	Cover	1	36	86-6250	Plate - Front	1
†19	51-6490	Gasket	1	*	92-5268	Engine Gasket Kit	1
20	51-5610	Pin - Dowel	8	*	92-2986	Engine - Complete	1

*Not Illustrated

†Not Serviceable Separately

‡Included in Engine Gasket Kit

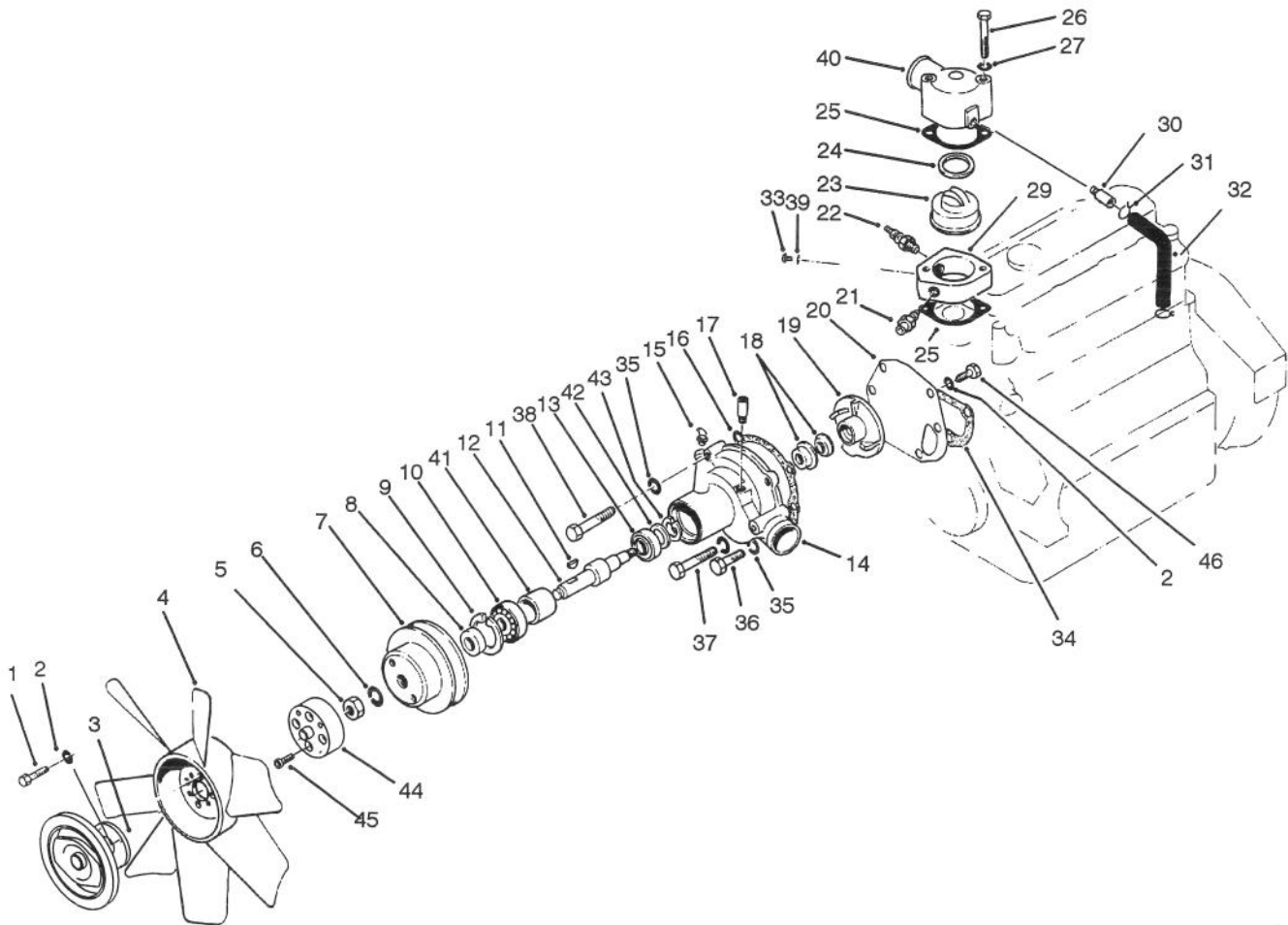


T-0146A

TIMING GEAR & CASE COMPONENTS

Ref. No.	Part No.	Description	No. Used	Ref. No.	Part No.	Description	No. Used
1	60-7180	Bolt	1	17	51-6450	Gear - Crankshaft	1
2	51-7250	Washer - Spring	13	18	86-6300	Bushing	1
4	92-6094	Bolt	1	19	51-6400	Plate - Thrust	1
5	51-5160	Washer	2	20	51-6390	Washer	1
‡6	60-7060	O-Ring	1	21	60-7210	Bolt	1
7	60-7050	Bolt	8	‡22	51-5820	Gasket	1
8	51-6410	Gear - Camshaft	1	23	92-6096	Case - Timing Gear	1
9	86-6290	Idler Gear Assembly (Incl. Ref. #18)	1	25	51-5870	Seal	1
11	60-7200	Plate - Flange	1	‡26	51-5860	Gasket	1
12	51-8310	Bolt	1	27	51-5850	Cover	1
15	86-6310	Gear - Injector Pump	1	28	60-6780	Bolt	4
				‡29	51-5840	Washer - Sealing	1

‡Included in Engine Gasket Kit



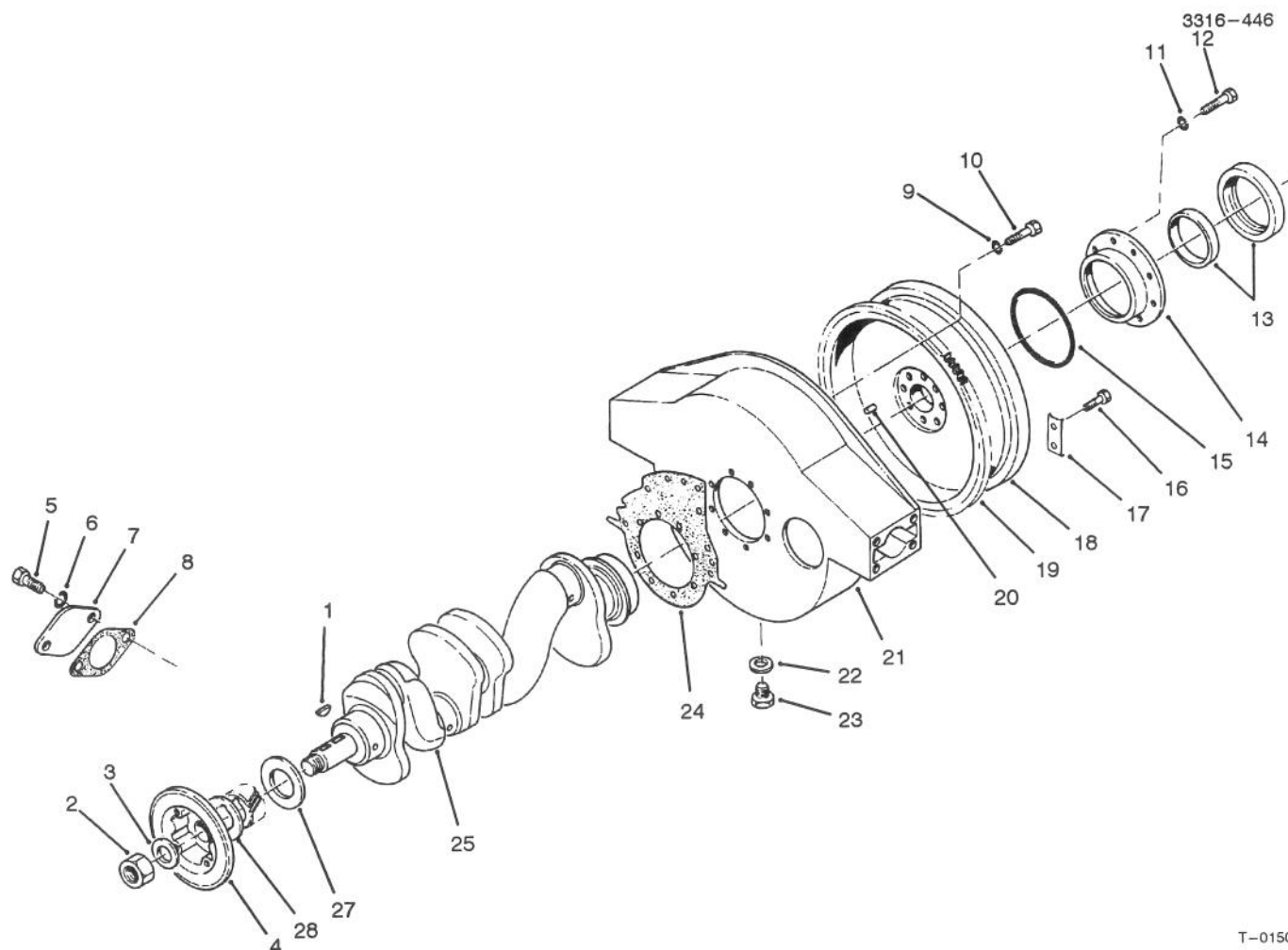
T-1788

WATER PUMP & THERMOSTAT HOUSING ASSEMBLY

Ref. No.	Part No.	Description	No. Used
1	322-2	Screw - Cap Hex. Hd.	8
2	51-7250	Washer - Spring	2
3	92-5254	Clutch - Fan	1
4	92-2961	Fan	1
5	51-6910	Nut - Jam	1
6	51-6920	Washer - Spring	1
7	51-7130	Pulley - Water Pump	1
8	51-6930	Spacer - Water Pump	1
9	51-6940	Ring - Retaining	1
10	51-6950	Bearing - Ball	1
11	51-6960	Key - Woodruff	1
12	86-6320	Shaft	1
13	51-6980	Bearing - Ball	1
14	51-8240	Water Pump Assembly (Incl. Ref. #1, 2, 5-13, 15-20 & 34-38)	1
15	51-7020	Fitting - Grease	1
‡16	51-7010	Gasket	1
17	86-6330	Pipe	1
18	51-7030	Seal Unit	1
19	86-6340	Impeller	1
20	51-7050	Cover	1
21	60-5590	Switch - Temp.	1
22	82-3110	Sender - Temp.	1

Ref. No.	Part No.	Description	No. Used
23	51-7230	Thermostat	1
‡24	51-7220	Gasket	1
‡25	51-7210	Gasket	2
26	68-6030	Bolt	2
27	3253-4	Washer - Lock	10
29	92-9265	Housing - Thermostat	1
30	51-7170	Pipe	1
31	51-7200	Clamp - Hose	2
32	70-5040	Hose - By-Pass	1
33	62-6320	Screw - Brass	1
‡34	51-7080	Gasket	1
35	51-6390	Washer - Spring	4
36	51-4910	Bolt	2
37	51-4920	Bolt	1
38	51-4930	Bolt	1
39	3255-5	Washer - Lock	1
40	51-7160	Elbow Assembly (Incl. Ref. #28)	1
41	86-6370	Spacer	1
42	86-6360	Washer	1
43	86-6350	Ring - Retaining	1
44	92-4760	Spacer - Fan	1
45	92-5697	Screw - Hex. Socket Hd.	4
46	60-7110	Bolt	2

‡Included in Engine Gasket Kit



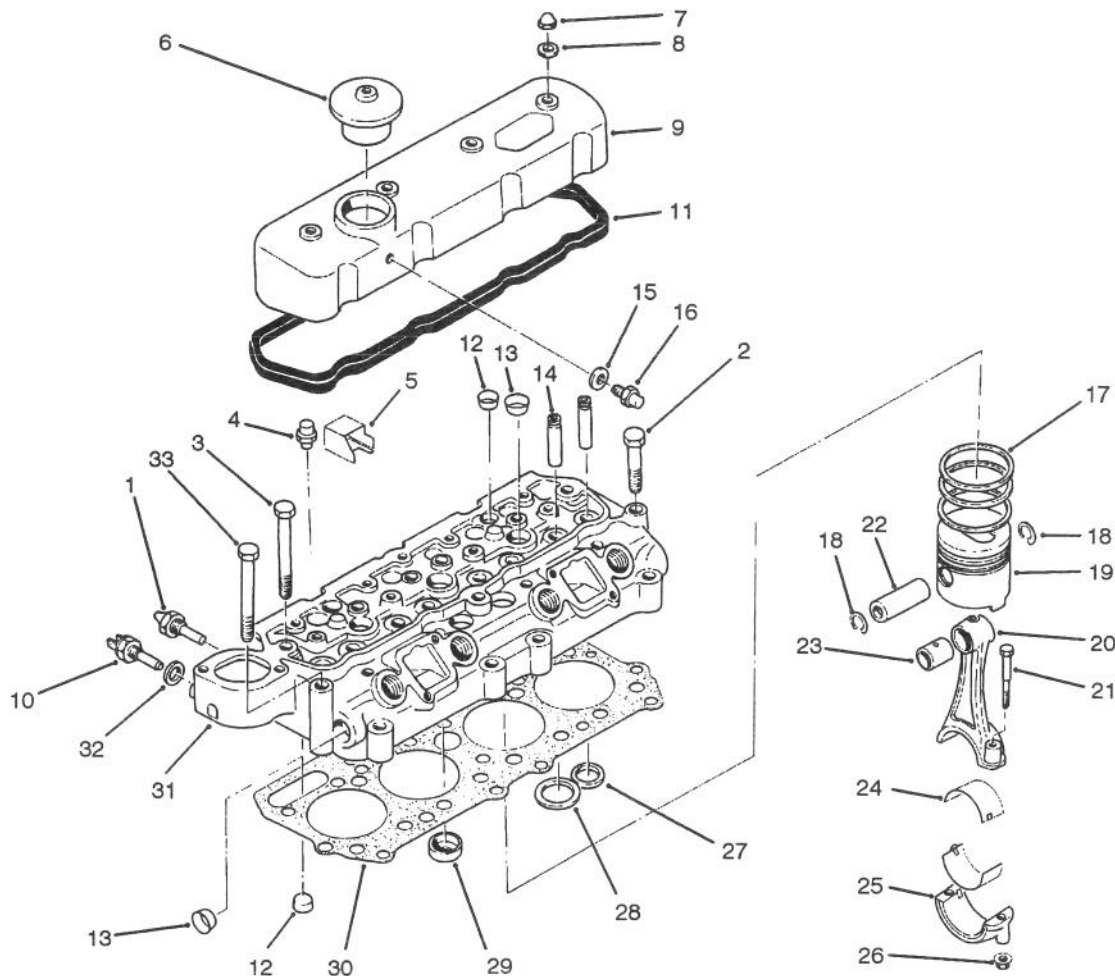
T-0150

CRANKSHAFT & FLYWHEEL HOUSING COMPONENTS

Ref. No.	Part No.	Description	No. Used
1	51-5460	Key - Woodruff	2
2	60-5220	Nut	1
3	51-6270	Washer	1
4	51-6310	Pulley - Crankshaft	1
5	60-7110	Bolt	2
6	51-7250	Washer - Spring	2
7	51-6010	Cover	1
‡8	51-6020	Gasket	1
9	51-6390	Washer - Spring	7
10	60-7480	Bolt	7
11	51-7400	Washer - Spring	8
12	60-7490	Bolt	8
13	60-7430	Oil Seal Assembly	1
14	51-5900	Case - Seal, Oil	1
‡15	51-5910	O-Ring	1

Ref. No.	Part No.	Description	No. Used
16	51-6370	Bolt - Seal	4
17	51-6360	Washer - Lock	2
18	51-6340	Flywheel Assembly (Incl. Ref. #19)	1
19	51-6350	Gear - Ring	1
20	51-6300	Pin - Dowel	2
21	51-5940	Housing - Flywheel	1
‡22	51-6100	Gasket - Housing, Flywheel	1
23	51-6030	Plug	1
‡24	86-6270	Gasket	1
25	86-6280	Crankshaft Assembly (Incl. Ref. #1-3, & 20)	1
27	51-6330	Plate - Thrust	1
28	51-6320	Plate - Baffle	1

‡Included in Engine Gasket Kit



T-0151

CYLINDER HEAD & PISTON COMPONENTS

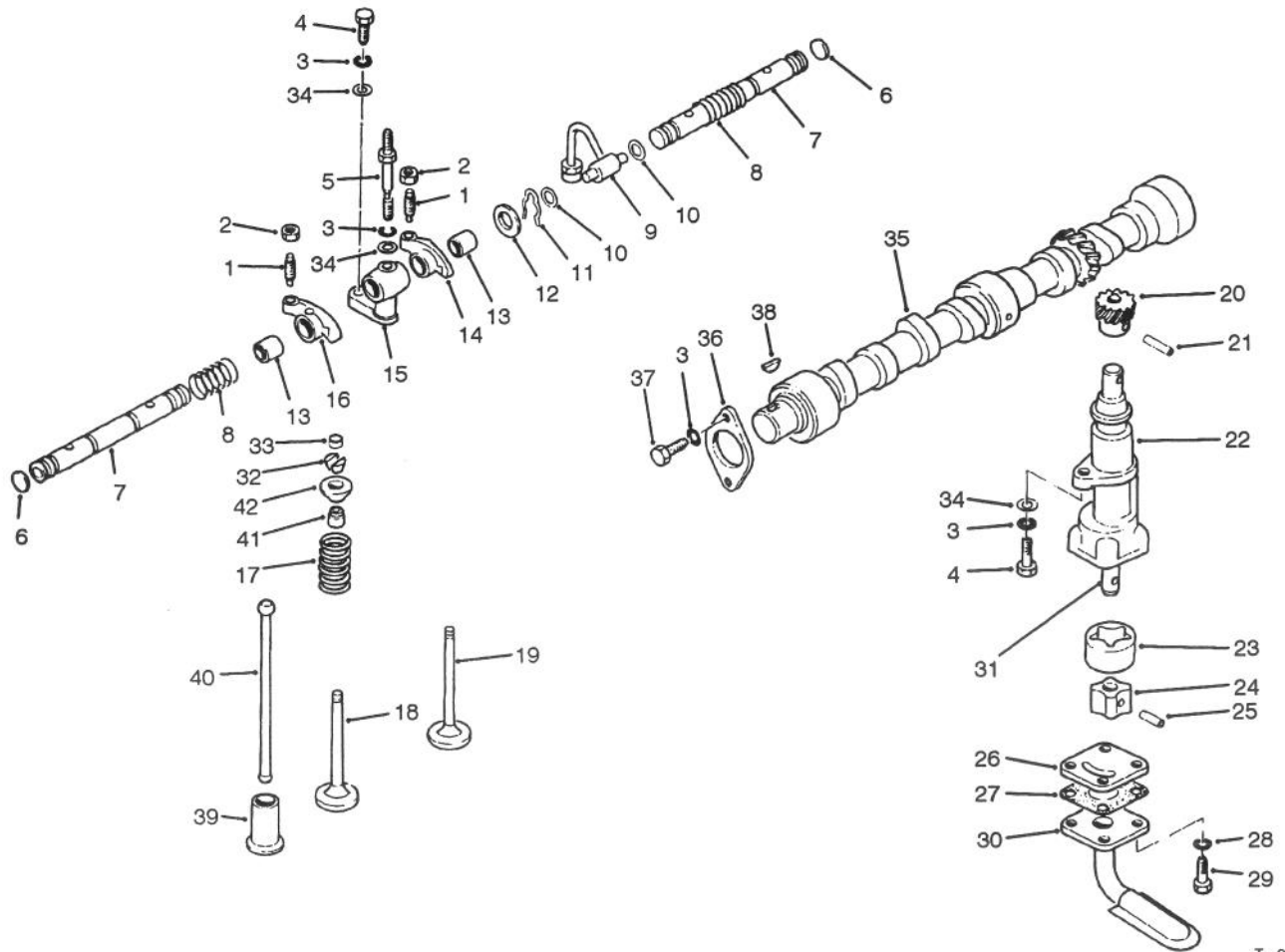
Ref. No.	Part No.	Description	No. Used	Ref. No.	Part No.	Description	No. Used
1	86-6520	Switch - Temp. Warning	1	20	51-6200	Connecting Rod Assembly (Incl. Ref. #21, 23, 25 & 26)	4
2	51-5030	Bolt - Cylinder Head	5	21	51-6220	Bolt	8
3	51-5040	Bolt - Cylinder Head	10	22	51-6180	Pin - Piston	4
4	51-5050	Connector - Fitting	1	23	51-6210	Bushing	4
5	51-5410	Cover	1	24	51-6240	Bearing - Connecting Rod (Std.)	8
6	51-5350	Cap - Oil Fill	1	*	51-8190	Bearing - Connecting Rod U.S. 0.25mm	8
7	51-5360	Nut - Cap	4	*	51-8200	Bearing - Connecting Rod U.S. 0.50mm	8
†8	51-5370	Gasket	4	*	51-8210	Bearing - Connecting Rod U.S. 0.75mm	8
9	51-5380	Rocker Cover Assembly (Incl. Ref. #5,15-16)	1	†25		Cap - Connecting Rod	4
10	59-7950	Switch - Cold Start	1	26	51-6230	Nut	8
†11	51-5420	Gasket - Rocker Cover	1	27	51-4970	Insert - Valve Seat, Exhaust	4
12	51-5530	Cap - Sealing	6	28	51-4980	Insert - Valve Seat, Inlet	4
13	51-4940	Cap - Sealing	10	29	92-5265	Jet - Combustion Std.	4
14	86-6200	Guide - Valve	8	†30	92-5266	Gasket - Cylinder Head	1
†15	51-5390	Washer - Sealing	1	31	92-5267	Cylinder Head Assembly (Incl. Ref. #12-14 & 27-29)	1
16	51-5400	Connector	1	32	51-6890	Gasket	1
17	92-5262	Piston Ring Set Std.	1	33	63-4740	Bolt - Cylinder Head	2
*	92-5263	Piston Ring Set 0.5. 0.25mm	1				
*	92-5264	Piston Ring Set 0.5. 0.50mm	1				
18	51-6190	Ring - Snap	8				
19	92-5259	Piston Std.	4				
*	92-5260	Piston .05 0.25mm	4				
*	92-5261	Piston .05 0.5mm	4				

*Not Illustrated

†Not Serviceable Separately

‡Included in Engine Gasket Kit

Note: Dimensions listed in millimeters to convert to inches; divide mm by 25.4.



T-0152

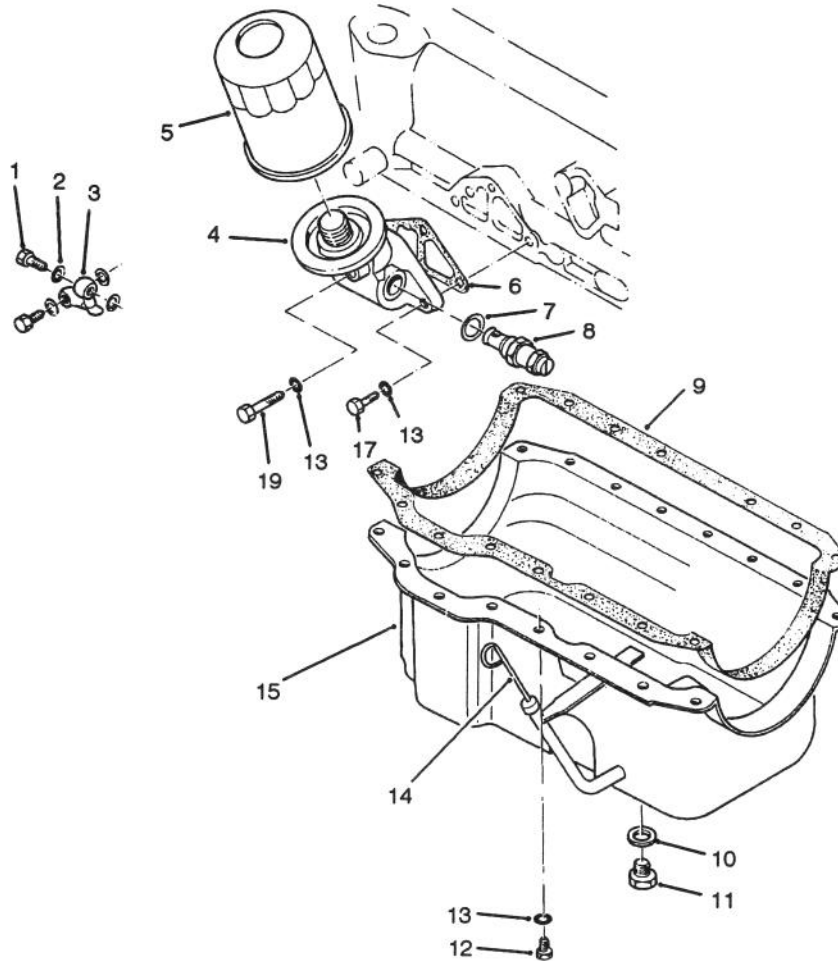
VALVE, CAMSHAFT & PUMP COMPONENTS

Ref. No.	Part No.	Description	No. Used	Ref. No.	Part No.	Description	No. Used
1	51-5130	Screw - Adjusting	8	22	51-6670	Oil Pump Assembly (Incl. Ref. #20, 21, 23-26, 28-29 & 31)	1
2	51-5210	Nut - Jam	8	†23		Rotor - Outer	1
3	51-7250	Washer - Spring	11	†24		Rotor - Inner	1
4	60-7370	Bolt	5	†25		Pin	1
5	51-5190	Bolt	4	26	51-6720	Cover - Oil Pump Case	1
6	51-5090	Plug - Expansion	2	‡27	51-6760	Gasket	1
7	51-5080	Rocker Shaft Assembly (Incl. Ref. #6)	2	28	51-7400	Washer - Spring	4
8	51-5100	Spring - Rocker Shaft	2	29	60-7290	Bolt	4
9	51-5250	Pipe - Oil	1	30	51-6750	Strainer - Oil	1
‡10	51-5240	Seal - O-Ring	2	†31		Shaft - Pump Main	1
11	51-5260	Ring - Snap	4	32	51-5290	Keeper - Valve	16
12	51-5270	Washer	4	33	51-5280	Cap	8
13	51-5120	Bushing - Rocker	8	34	51-5160	Washer - Flat	9
14	51-5200	Rocker Assembly (Incl. Ref. #1, 2 & 13)	4	35	51-5450	Camshaft	1
15	51-5150	Bracket - Rocker Shaft	4	36	51-5470	Plate - Thrust	1
16	51-5110	Rocker Assembly (Incl. Ref. #1, 2 & 13)	4	37	60-7110	Bolt	2
17	51-5320	Spring - Valve	8	38	51-5460	Key - Woodruff	1
18	51-5340	Valve - Inlet	4	39	86-6220	Tappet	8
19	51-5330	Valve - Exhaust	4	40	51-5430	Pushrod	8
20	51-6680	Gear - Pump Drive	1	41	51-5310	Seal - Valve Stem	8
21	51-6690	Pin	1	42	86-6210	Retainer - Upper	8
				*	51-6700	Oil Pump Rotor Assembly (Incl. Ref. #23-25 & 31)	1

*Not Illustrated

†Not Serviceable Separately

‡Included in Engine Gasket Kit



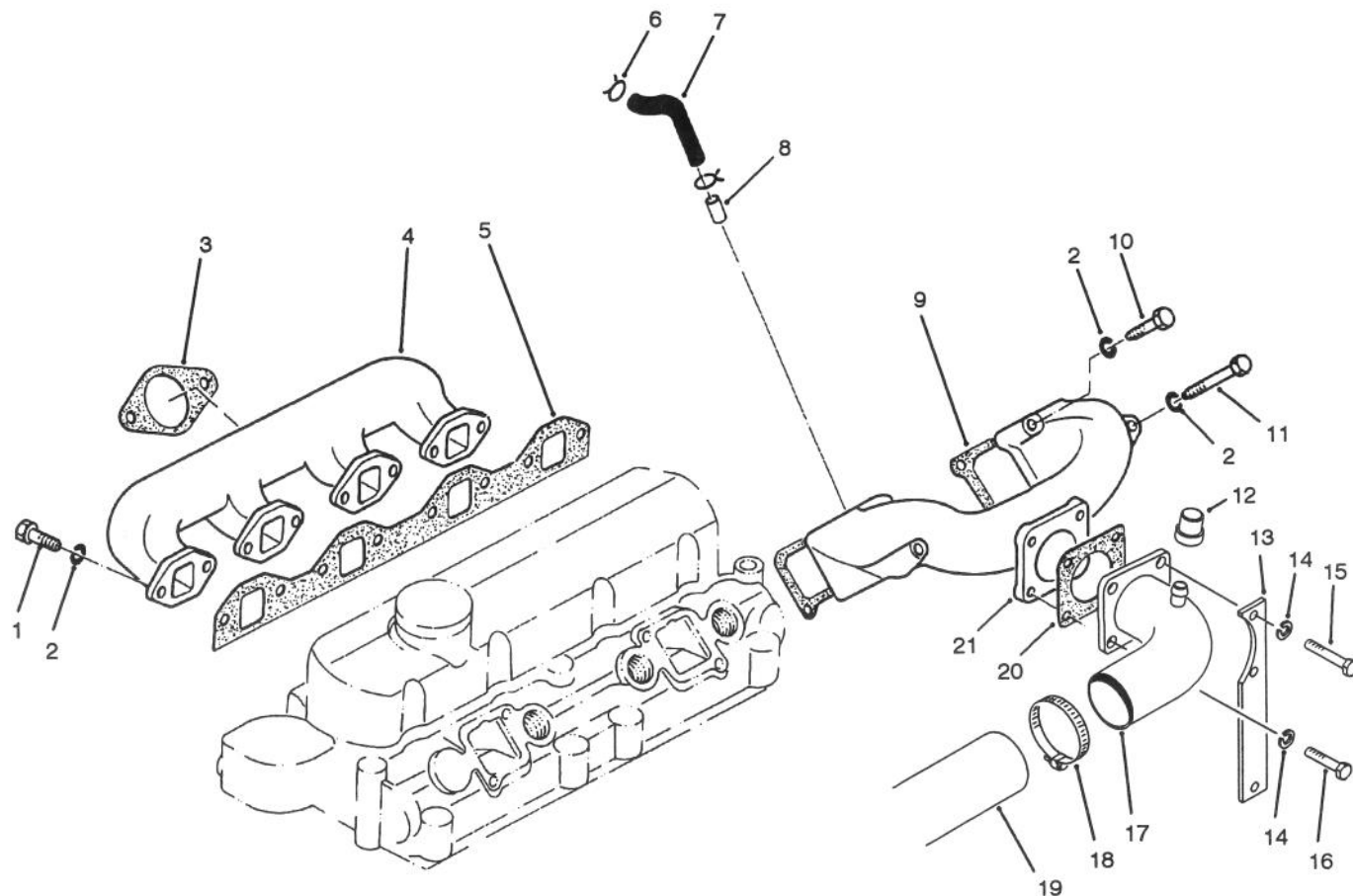
T-0153

OIL PAN & OIL FILTER

Ref. No.	Part No.	Description	No. Used
1	51-6880	Bolt - Joint	2
‡2	51-6890	Gasket	4
3	51-6900	Pipe - Oil	1
4	51-6800	Oil Filter Assembly (Incl. Ref. #5 & 7-8)	1
5	49-2500	Element - Filter	1
‡6	51-6870	Gasket	1
‡7	51-6820	Washer - Gasket	1
8	51-6830	Relief Valve Assembly	1
‡9	68-6410	Gasket	1

Ref. No.	Part No.	Description	No. Used
‡10	68-6430	Gasket	1
11	68-6420	Plug	1
12	60-7110	Bolt	16
13	51-7250	Washer - Spring	19
14	68-6440	Dipstick	1
15	68-6400	Oil Pan Assembly (Incl. Ref. #10 & 11)	1
17	60-7370	Bolt	2
19	60-7360	Bolt	1

‡Included in Engine Gasket Kit



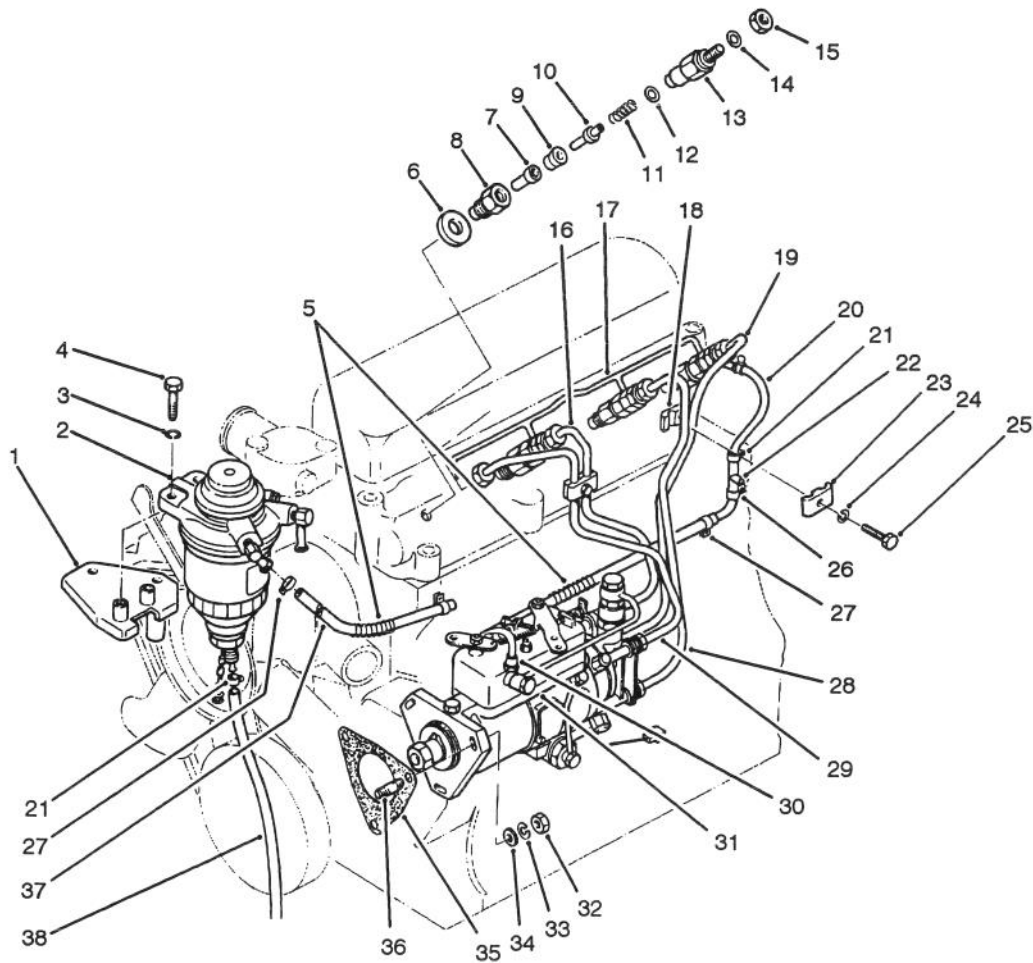
T-1686

INTAKE & EXHAUST MANIFOLD

Ref. No.	Part No.	Description	No. Used
1	60-7280	Bolt	8
2	51-7250	Washer - Spring	12
‡3	51-6630	Gasket - Exhaust Pipe	1
4	51-6620	Manifold - Exhaust	1
‡5	51-6660	Gasket - Exhaust Manifold	1
6	51-6600	Clamp	2
7	51-7190	Hose - Rubber	1
8	51-7170	Pipe	1
‡9	51-6500	Gasket - Intake Manifold	2
10	60-7040	Bolt	2
11	60-7300	Bolt	2

Ref. No.	Part No.	Description	No. Used
12	69-1940	Indicator - Electrical	1
13	92-4754	Bracket - Cable	1
14	43-5930	Washer - Lock	4
15	48-7630	Screw - Cap Hex. Hd.	2
16	48-7620	Screw - Cap Hex. Hd.	2
17	92-4731	Pipe - Intake	1
18	2412-42	Clamp - Hose	1
19	92-4752	Hose - Intake	1
‡20	51-6550	Gasket - Intake Pipe	1
21	51-6540	Manifold - Inlet	1

‡Included in Engine Gasket Kit



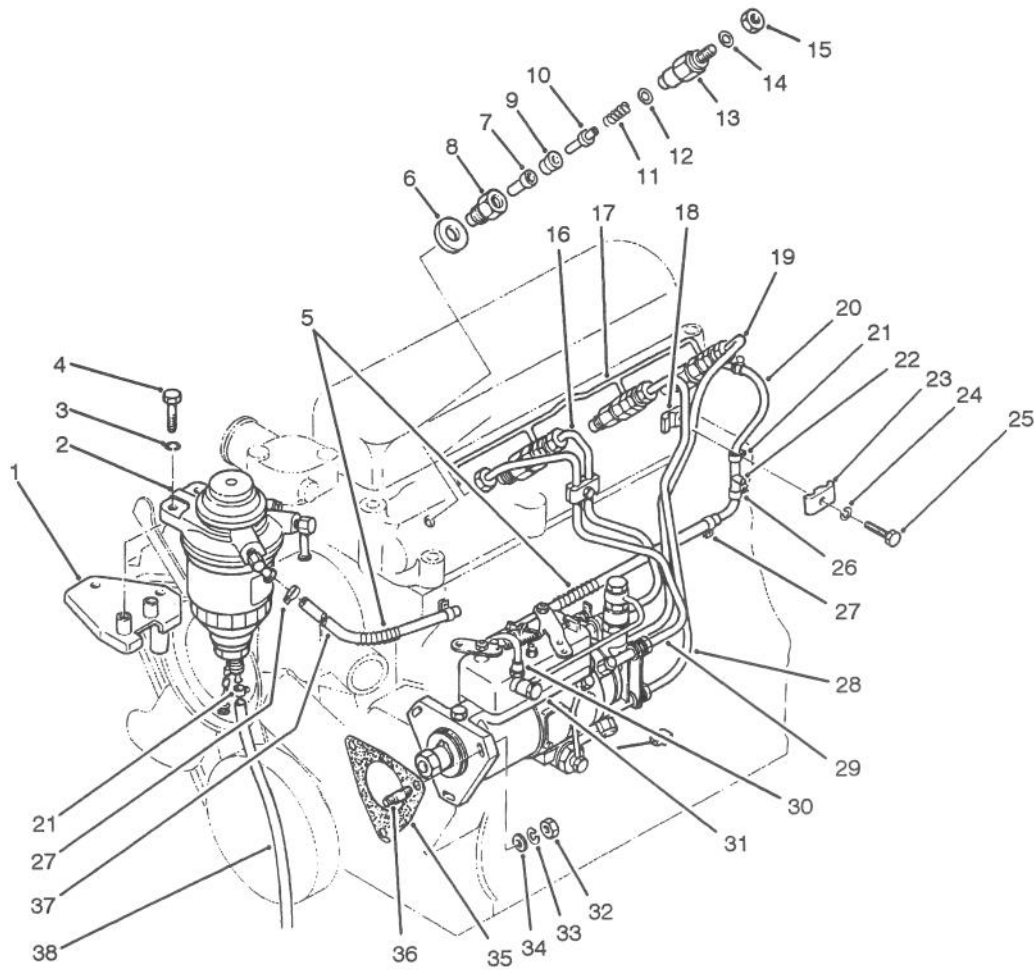
T-0155

INJECTION PUMP & NOZZLE COMPONENTS

Ref. No.	Part No.	Description	No. Used	Ref. No.	Part No.	Description	No. Used
1	60-5000	Bracket	1	*12	51-8520	Shim - 1.70mm	A/R
2	60-5010	Fuel Filter Assembly	1	*	51-8530	Shim - 1.75mm	A/R
3	51-7250	Washer	2	*	51-8540	Shim - 1.80mm	A/R
4	60-7050	Bolt	2	*	51-8550	Shim - 1.85mm	A/R
5	60-5030	Wrap - Spiral	2	*	51-8560	Shim - 1.90mm	A/R
‡6	72-0140	Gasket	4	*	51-8570	Shim - 1.95mm	A/R
7	72-0160	Nozzle Tip Assembly	4	13	72-0320	Nozzle - Body	4
8	72-0270	Nut - Retaining	4	14	72-0330	Packing	4
9	72-0280	Spacer	4	15	72-0310	Nut	4
10	72-0290	Pin - Pressure	4	*	72-0150	Nozzle Assembly (Complete)	
11	72-0300	Spring - Pressure	4			(Incl. Ref. #7-15)	4
12	51-7490	Shim - 1.0mm	A/R	16	72-0180	Pipe - Injector No. 2	1
*	51-8390	Shim - 1.05mm	A/R	17	72-0210	Pipe - Fuel Leak-Off	1
*	51-8400	Shim - 1.10mm	A/R	18	60-5090	Clamp - Lower	2
*	51-8410	Shim - 1.15mm	A/R	19	72-0200	Pipe - Injector No. 4	1
*	51-8420	Shim - 1.20mm	A/R	20	60-5150	Hose - Rubber	1
*	51-8430	Shim - 1.25mm	A/R	21	60-5160	Clip	3
*	51-8440	Shim - 1.30mm	A/R	22	60-5170	Connector	1
*	51-8450	Shim - 1.35mm	A/R	23	60-5210	Clamp - Upper	2
*	51-8460	Shim - 1.40mm	A/R	24	51-7400	Washer - Spring	2
*	51-8470	Shim - 1.45mm	A/R	25	60-7290	Bolt	2
*	51-8480	Shim - 1.50mm	A/R	26	60-5180	Clip	1
*	51-8490	Shim - 1.55mm	A/R	27	60-5020	Clip	4
*	51-8500	Shim - 1.60mm	A/R	28	72-0190	Pipe - Injector No.3	1
*	51-8510	Shim - 1.65mm	A/R				

*Not Illustrated

‡Included in Engine Gasket Kit

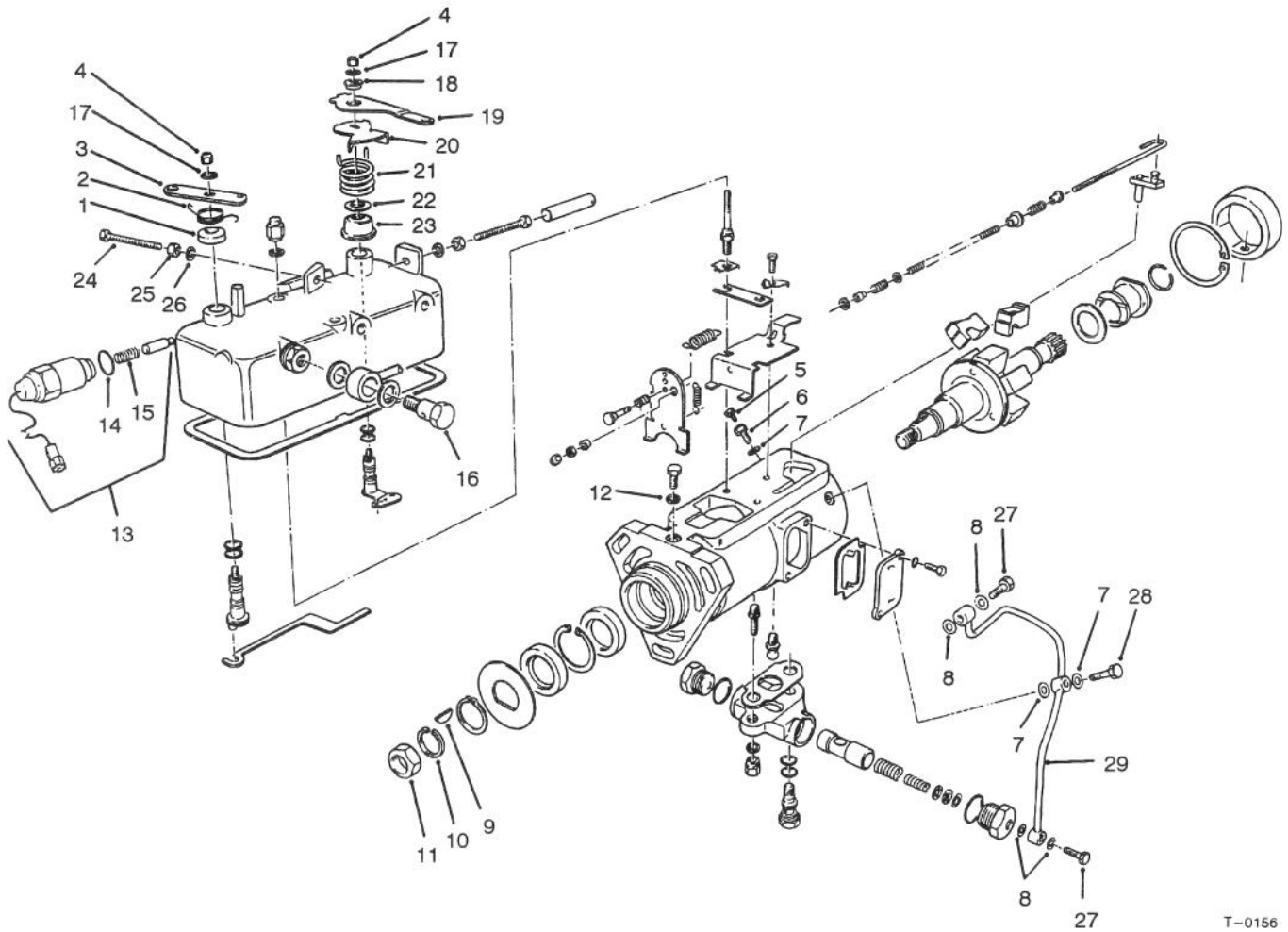


T-0155

INJECTION PUMP & NOZZLE COMPONENTS (Continued)

Ref. No.	Part No.	Description	No. Used	Ref. No.	Part No.	Description	No. Used
29	72-0170	Pipe - Injector No. 1	1	34	86-6380	Washer	3
30	60-5070	Pipe - Fuel	1	‡35	60-7190	Gasket	1
31	60-5100	Injection Pump Assembly (Complete)	1	36	86-6390	Stud	3
32	60-7120	Nut	3	37	60-5040	Hose - Fuel Feed	1
33	51-7250	Washer - Spring	3	38	60-2780	Tube - Drain	1

‡Included in Engine Gasket Kit

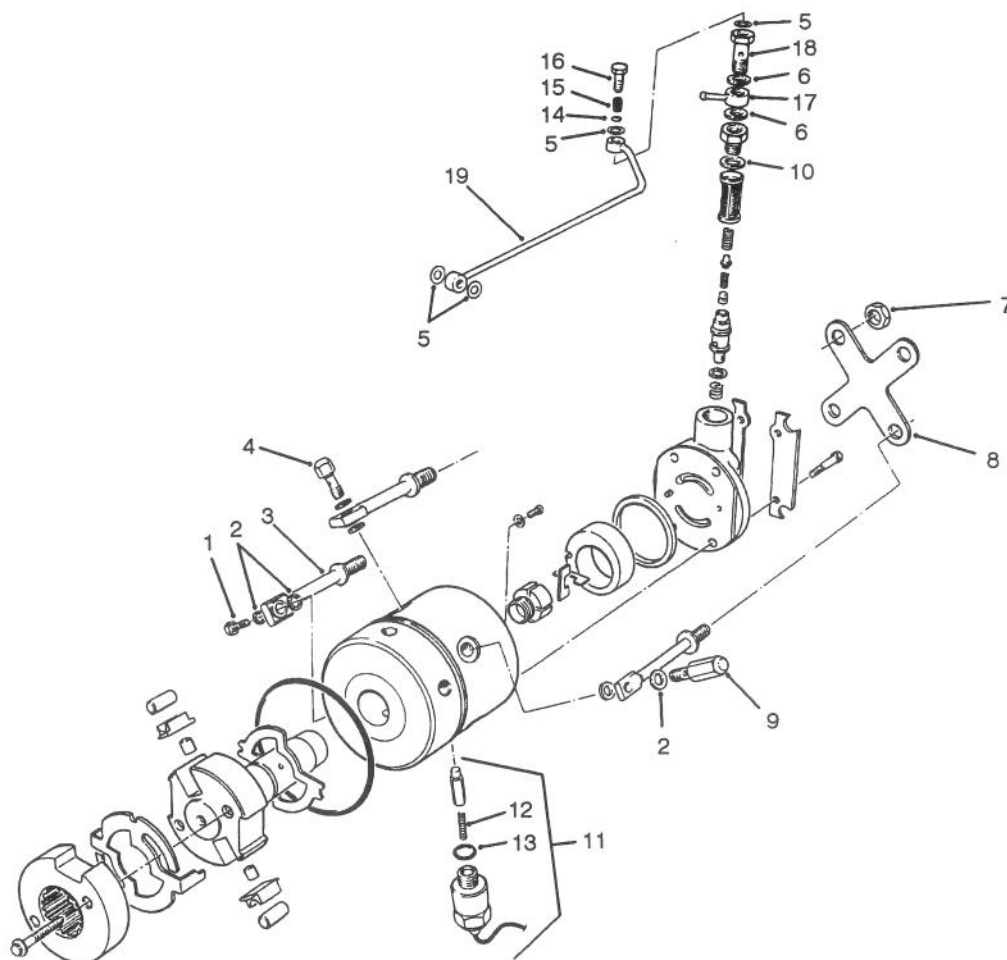


T-0156

FUEL INJECTION PUMP NO. 60-5100

Ref. No.	Part No.	Description	No. Used
1	86-6760	Guide	1
2	63-4560	Spring	1
3	63-4570	Lever	1
4	63-4580	Nut	2
5	63-4590	Screw - Vent	1
6	63-4600	Body - Screw Vent	1
7	63-4610	Washer	3
8	63-4620	Washer	4
9	63-4630	Key	1
10	63-4640	Washer - Lock	1
11	60-7260	Nut - Hex	1
12	60-3060	Washer	1
13	60-3160	Solenoid (Incl. Ref. #14 & 15)	1
14	60-3150	Sealing Ring	1
15	60-3140	Spring	1

Ref. No.	Part No.	Description	No. Used
16	86-6650	Bolt - Outlet	1
17	86-6750	Washer	2
18	86-6700	Bushing	1
19	86-6690	Lever	1
20	86-6710	Arm	1
21	86-6730	Spring	1
22	86-6720	Washer	1
23	86-6740	Guide	1
24	86-6770	Screw	1
25	86-6680	Nut	1
26	86-6790	Washer	1
27	86-6820	Bolt	2
28	86-6800	Bolt	1
29	86-6810	Pipe Assembly	1
*	86-6680	Lever Assembly (Incl. Ref. #17-23)	1

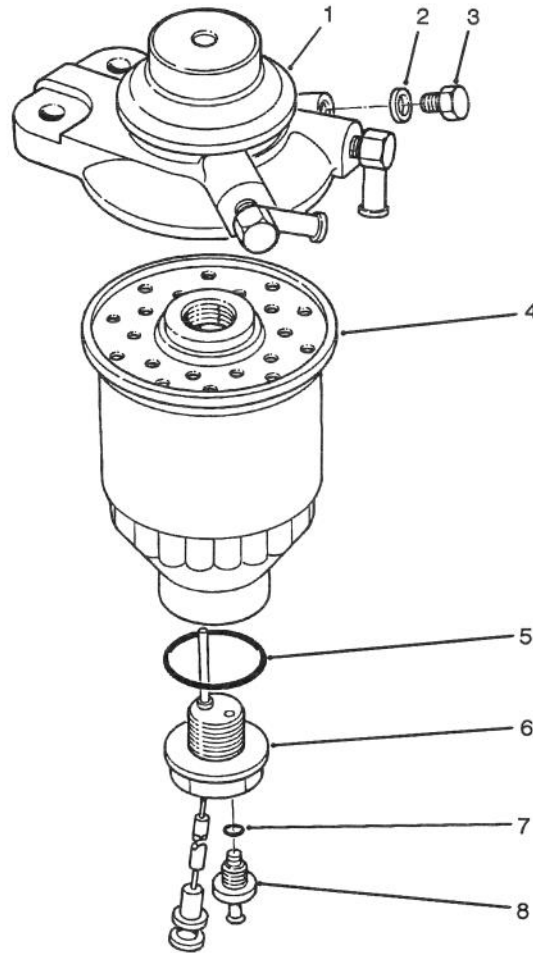


T-0157

FUEL INJECTION PUMP NO. 60-5100 (Continued)

Ref. No.	Part No.	Description	No. Used
1	60-3070	Valve - Pressure	1
2	60-3060	Washer	8
3	60-3090	Banjo	4
4	63-4670	Valve - Pressure	2
5	63-4660	Washer	4
6	63-4650	Washer	2
7	60-3120	Nut	4
8	60-3130	Plate - Clamping	1
9	60-3100	Valve - Pressure	1
10	60-3110	Washer	1

Ref. No.	Part No.	Description	No. Used
11	60-3160	Solenoid (Incl. Ref. #12 & 13)	1
12	60-3140	Spring	1
13	60-3150	Ring - Sealing	1
14	86-6640	Seal O-Ring	1
15	86-6630	Seal - Rubber	1
16	86-6620	Bolt	1
17	86-6660	Joint	1
18	86-6610	Bolt - Inlet	1
19	86-6670	Tube - Fuel	1

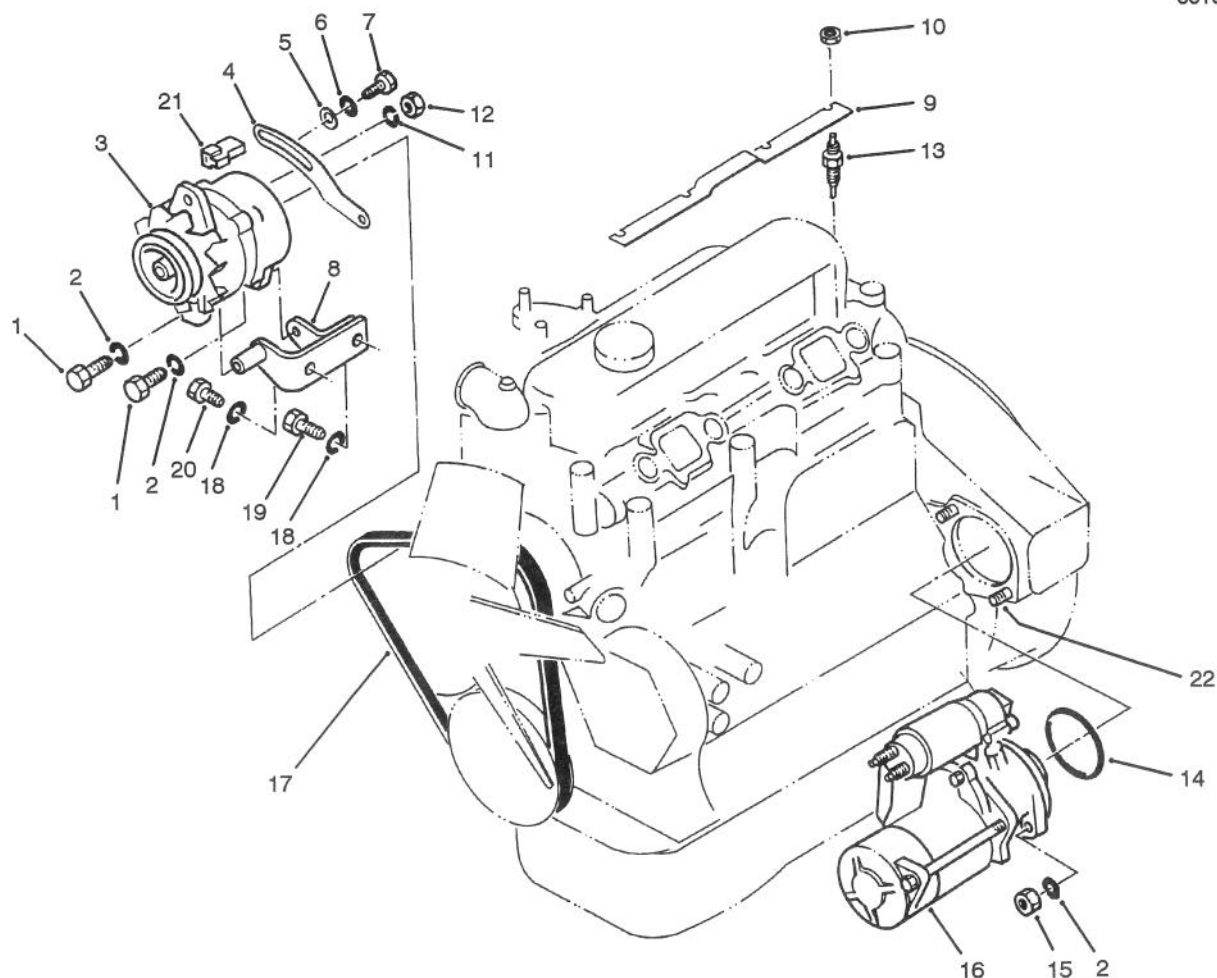


T-0158

FUEL FILTER ASSEMBLY NO. 60-5010

Ref. No.	Part No.	Description	No. Used	Ref. No.	Part No.	Description	No. Used
*1		Body Assembly	1	*5		O-Ring	1
*2		Seal	1	6	60-5480	Sensor - Water	1
3	60-5450	Plug - Air (Incl. Ref. #2)	1	*7		O-Ring	1
4	60-5470	Filter Element Assembly (Incl. Ref. #5)	1	8	60-5490	Kit - Drain Plug (Incl. Ref. #7)	1

*Not Serviceable Separately



T-0159

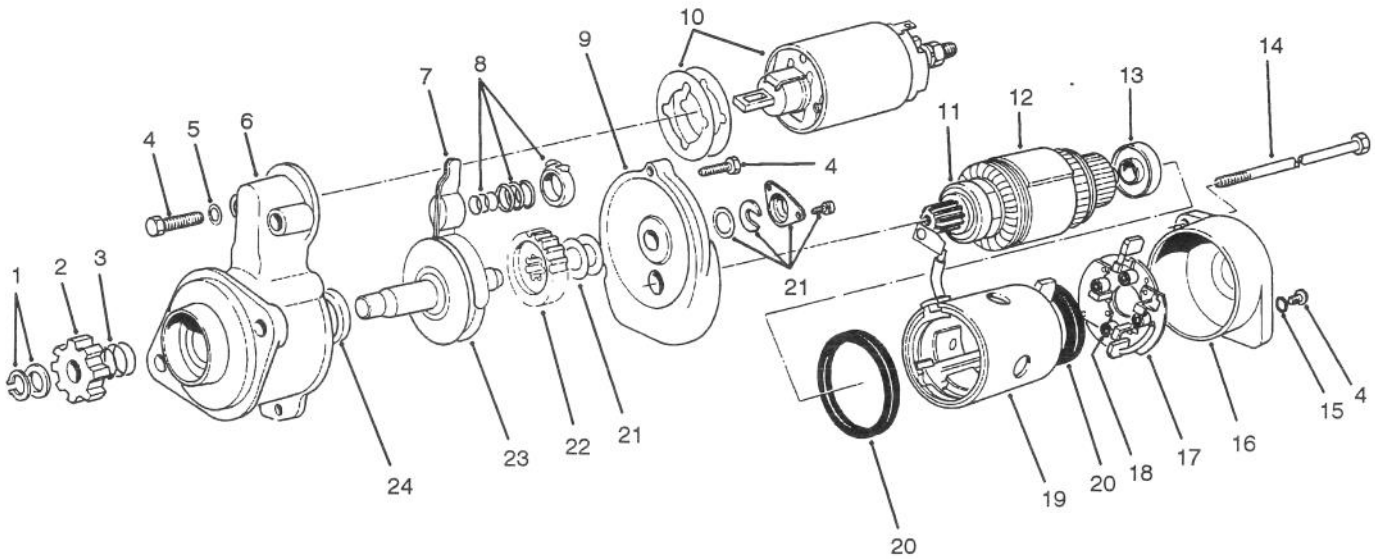
ELECTRICAL COMPONENT PARTS

Ref. No.	Part No.	Description	No. Used
1	51-8640	Bolt	2
2	51-6390	Washer - Spring	4
3	60-5421	Alternator	1
4	51-8580	Plate - Adjusting	1
5	51-8590	Washer - Flat	1
6	51-7250	Washer - Spring	1
7	60-7370	Bolt	1
8	51-8600	Bracket - Alternator	1
9	51-8650	Plate - Connection	1
*10		Nut	4
11	48-8000	Washer - Spring	1
12	48-7880	Nut	1

Ref. No.	Part No.	Description	No. Used
13	51-8660	Plug - Glow (Incl. Ref. #10)	4
‡14	60-5430	O-Ring	1
15	51-5970	Nut	2
16	51-7590	Motor - Starter	1
17	49-2520	Belt	1
18	51-8610	Washer - Spring	2
19	51-8620	Bolt	1
20	51-8630	Bolt	1
21	86-6400	Diode	1
22	51-5950	Stud	2

*Not Serviceable Separately

‡Included in Engine Gasket Kit



T-0160

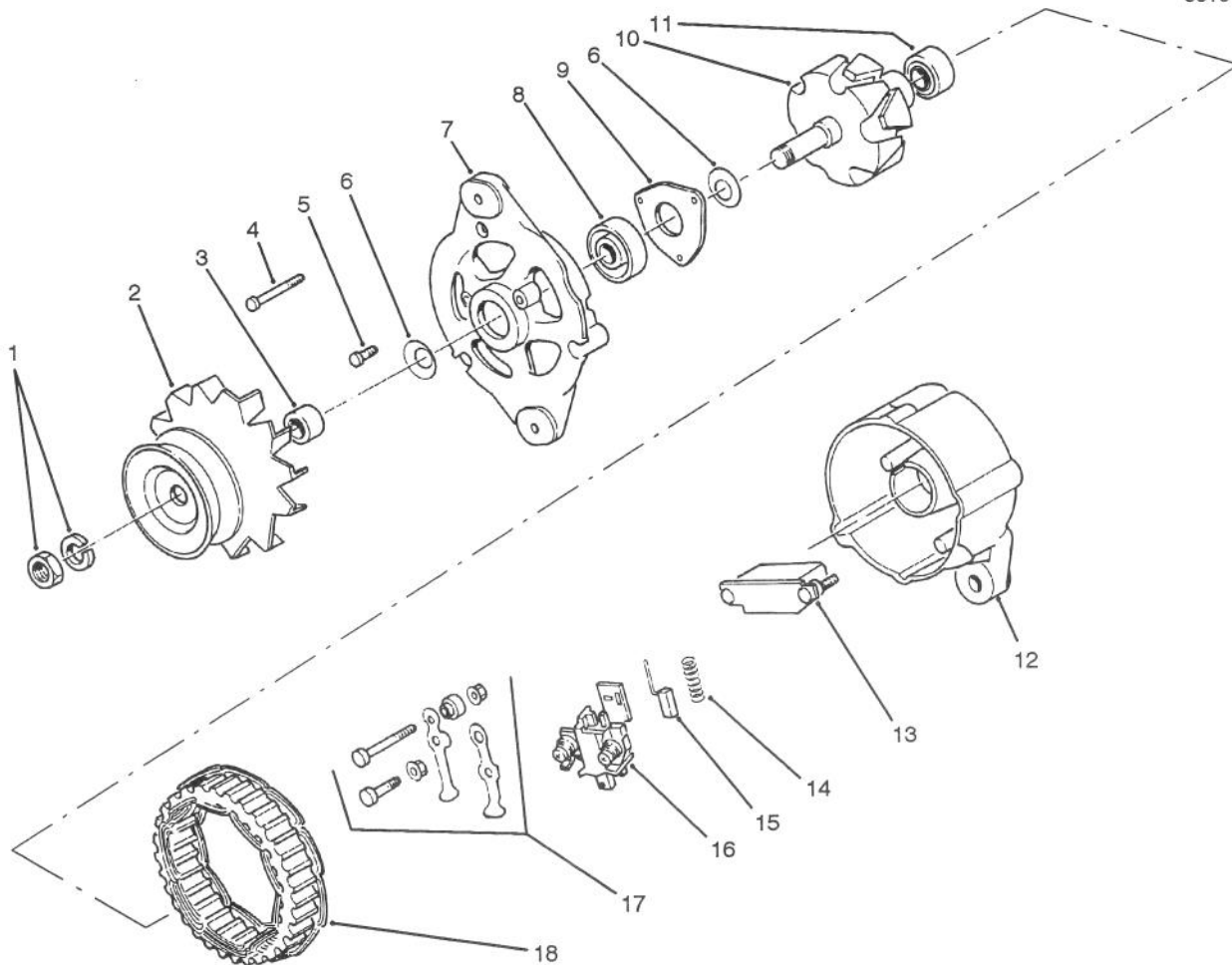
STARTER MOTOR ASSEMBLY NO. 51-7590

Ref. No.	Part No.	Description	No. Used
1	51-7740	Retaining Ring Assembly	1
2	51-7730	Pinion Gear Assembly (Incl. Ref. #1 & 3)	1
†3		Spring	1
4	51-7600	Screw - Set	1
5	51-7610	Packing	2
6	51-7620	Front Cover Assembly (Incl. Ref. #24)	1
7	51-7640	Lever Assembly	1
8	51-7650	Spring Assembly	1
9	51-7660	Center Bracket Assembly	1
10	51-7670	Solenoid	1
11	51-7690	Bearing	1
12	51-7680	Armature Assembly (Incl. Ref. #11 & 13)	1
13	51-7700	Bearing	1

Ref. No.	Part No.	Description	No. Used
14	51-7710	Bolt Set	1
15	51-7840	Ring - Rubber	2
16	51-7830	Cover - Rear	1
17	51-7810	Brush Holder Assembly (Incl. Ref. #18)	1
18	51-7820	Spring - Brush	4
19	51-7800	Yoke Assembly	1
20	51-7790	Packing	2
21	51-7780	Cover Set	1
22	51-7770	Gear - Pinion	1
23	51-7760	Shaft Assembly	1
24	51-7630	Seal - Oil	1
*	51-7750	Gear Assembly (Incl. Ref. #22 & 23)	1
*	51-7720	Clutch Shaft Assembly (Incl. Ref. #1-3 & 21-24)	1

*Not Illustrated

†Not Serviceable Separately



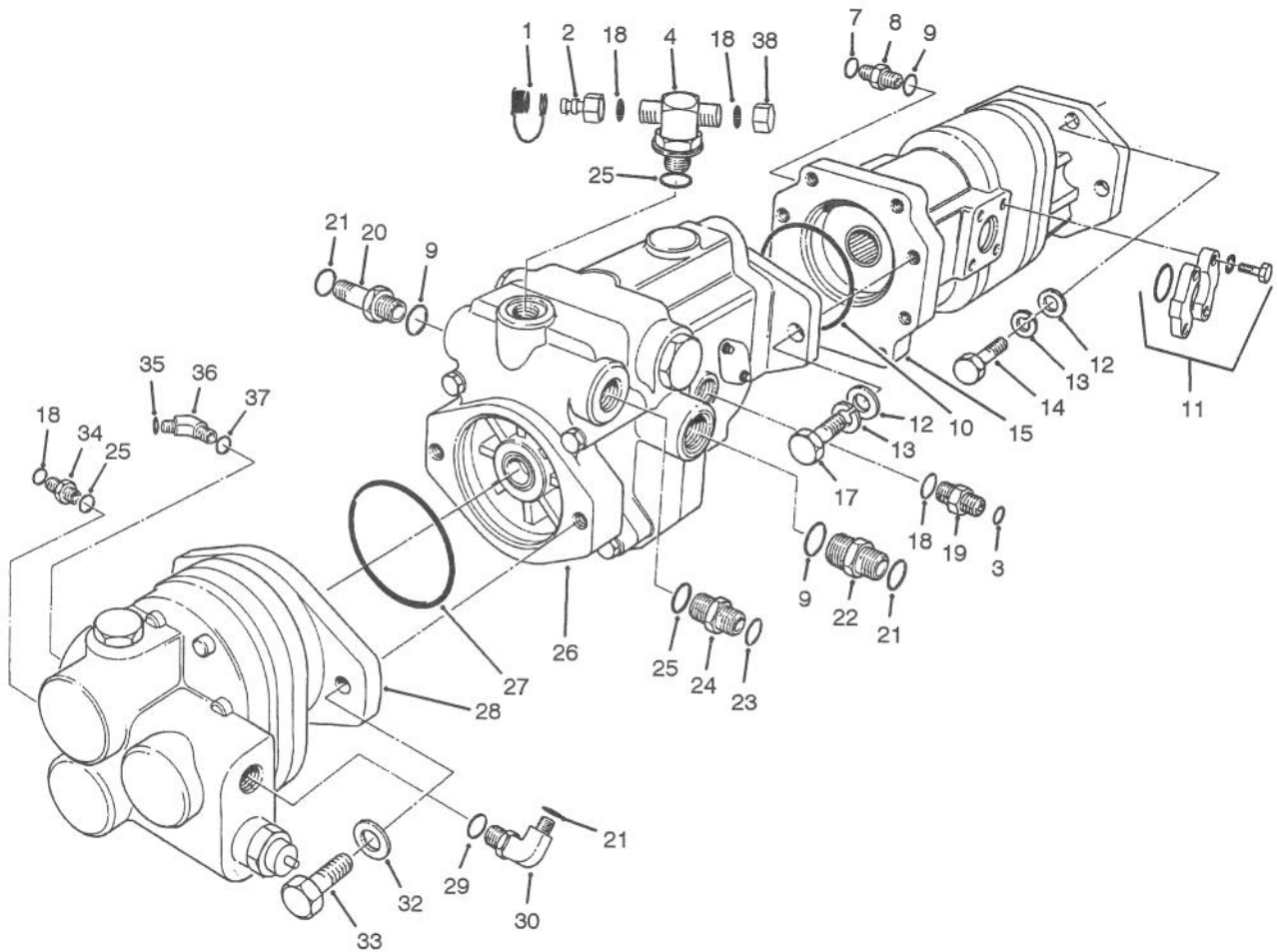
T-0161

ALTERNATOR ASSEMBLY NO. 60-5421

Ref. No.	Part No.	Description	No. Used
1	51-7850	Nut Assembly	1
2	60-5330	Pulley Assembly (Incl. Ref. #3)	1
†3		Collar - Shaft	1
4	51-7870	Screw - Set	1
5	51-7890	Screw - Set	1
†6		Spring Washer	2
7	60-5340	Front Cover Assembly (Incl. Ref. #5, 6, 8 & 9)	1
8	60-5350	Bearing	1
†9		Plate - Bearing Retainer	1

Ref. No.	Part No.	Description	No. Used
10	51-7910	Rotor Assembly (Incl. Ref. #11)	1
11	51-7920	Bearing	1
12	86-6430	Rear Cover Assembly (Incl. Ref. #13, 16 & 17)	1
13	86-6440	Rectifier Assembly	1
14	51-7980	Spring - Return	2
15	51-7970	Brush	2
16	51-7960	Regulator Assembly (Incl. Ref. #14 & 15)	1
17	51-7950	Terminal Assembly	1
18	51-7930	Stator	1

*Not Serviceable Separately

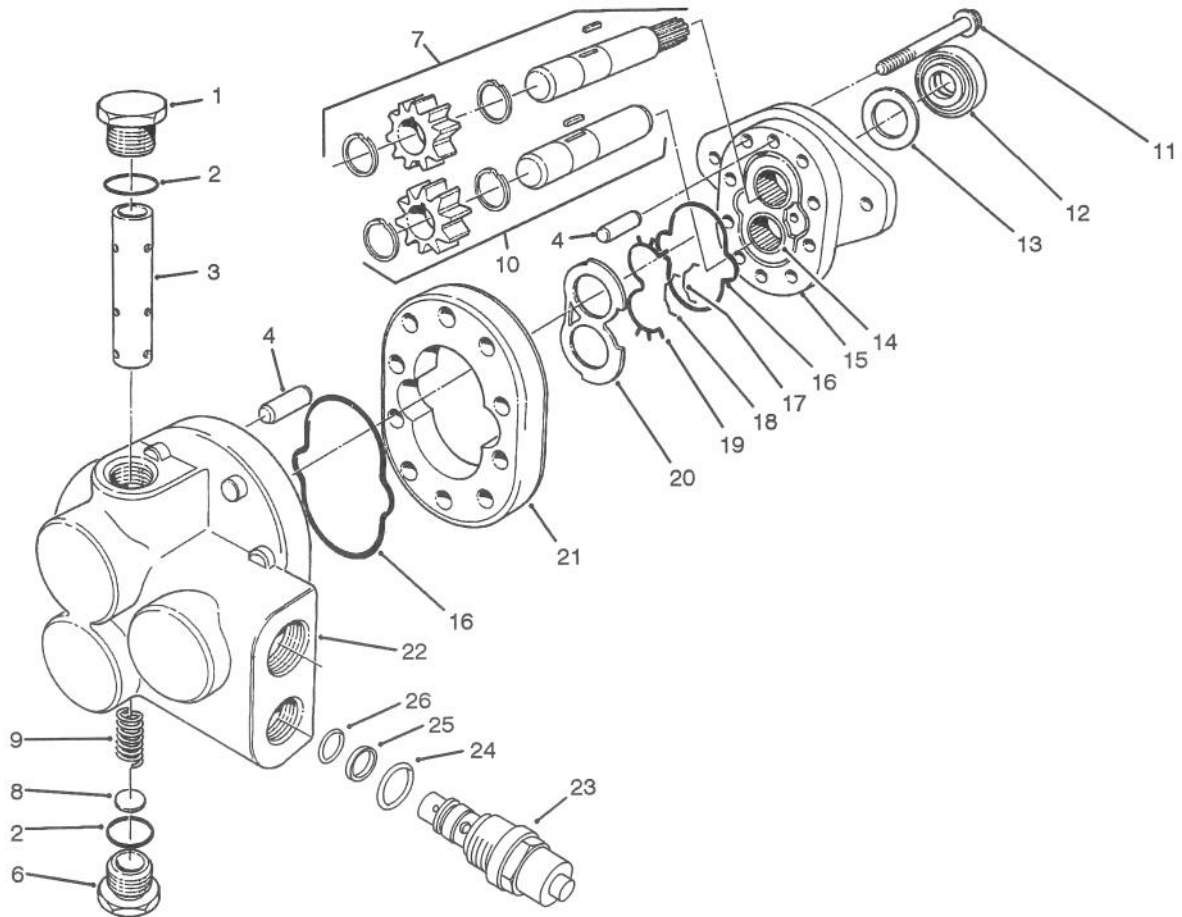


T-0162A

HYDRAULIC PUMP COMPONENTS

Ref. No.	Part No.	Description	No. Used
1	353-947	Cap - Dust	1
2	86-5480	Fitting - Diagnostic	1
3	237-42	O-Ring	1
4	92-4799	Fitting - Hydraulic Tee (Incl. Ref. #18 & 25)	1
7	237-65	O-Ring	1
8	340-8	Fitting (Incl. Ref. #7 & 9)	1
9	237-81	O-Ring	3
10	59-8550	O-Ring	1
11	340-62	Kit - Flange	1
12	3256-26	Washer - Flat	6
13	3253-7	Washer - Lock	6
14	3213-2	Bolt	4
15	86-6000	Gear Pump Assembly (Incl. Ref. #10) (Model 03702)	1
15	86-6001	Gear Pump Assembly (Incl. Ref. #10) (Model 03703)	1
17	325-5	Bolt	2
18	237-22	O-Ring	4
19	340-2	Fitting (Incl. Ref. #3 & 18)	1

Ref. No.	Part No.	Description	No. Used
20	340-11	Fitting - Long (Incl. Ref. #9 & 21)	1
21	237-58	O-Ring	3
22	340-9	Fitting (Incl. Ref. #9 & 21)	1
23	237-30	O-Ring	1
24	340-4	Fitting (Incl. Ref. #23 & 25)	1
25	237-79	O-Ring	3
26	58-5660	Pump - Piston	1
27	60-3520	O-Ring	1
28	58-5650	Pump - Gear	1
29	237-146	O-Ring	1
30	340-15	Fitting 90° (Incl. Ref. #21 & 29)	1
32	60-3540	Washer	2
33	60-3530	Bolt	2
34	340-3	Fitting (Incl. Ref. #18 & 25)	1
35	237-30	O-Ring	1
36	340-89	Fitting 45° (Incl. Ref. #35 & 37)	1
37	237-80	O-Ring	1
38	340-117	Fitting - Hydraulic Cap	1



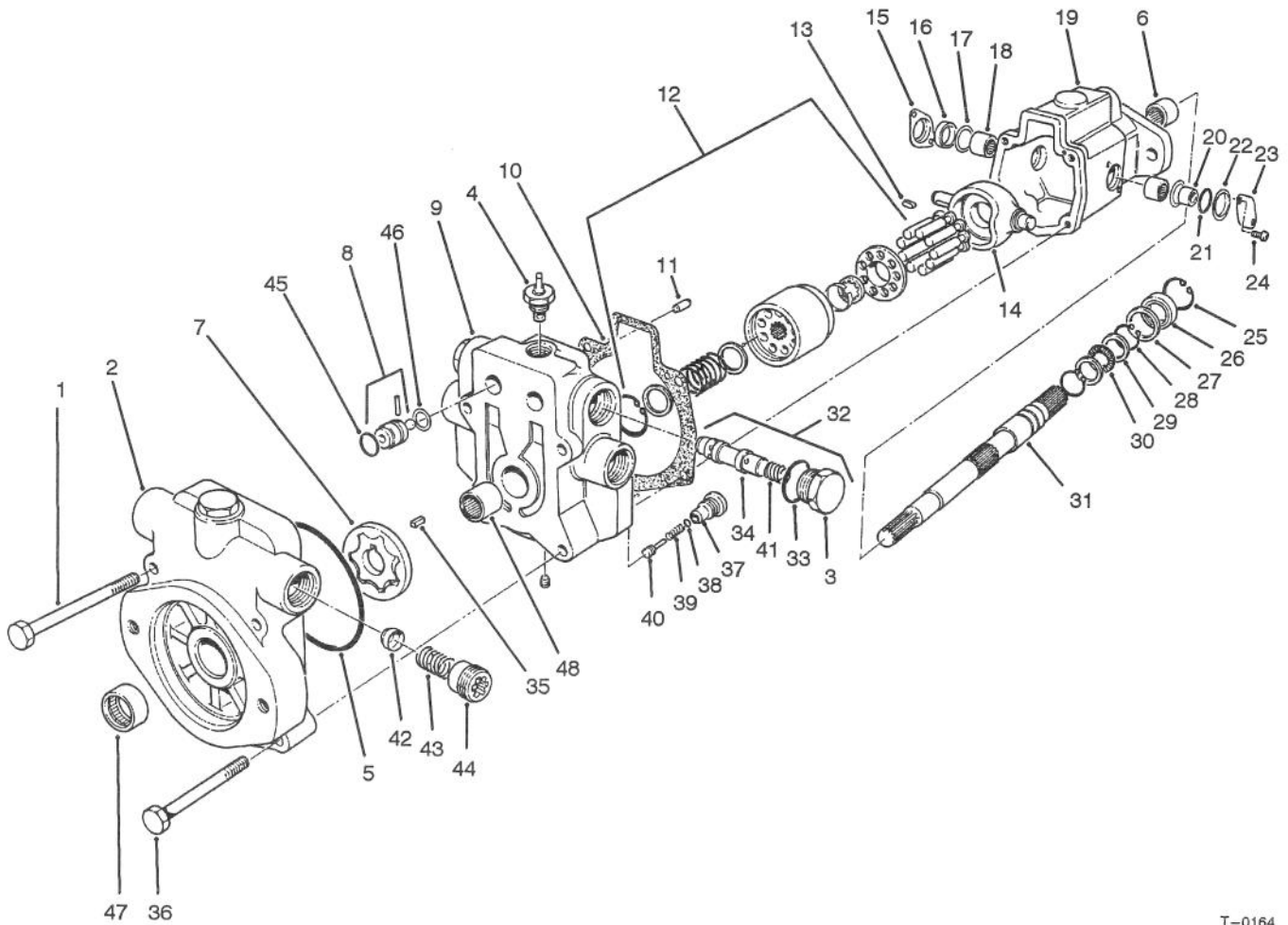
T-0163A

GEAR PUMP ASSEMBLY NO. 58-5650

Ref. No.	Part No.	Description	No. Used	Ref. No.	Part No.	Description	No. Used
1	60-5860	Plug (Incl. Ref. #2)	1	17	49-2680	O-Ring - Molded	1
2	60-5720	O-Ring	2	18	49-2700	Seal - Bearing	1
†3		Spool	1	19	49-2690	Gasket - Backup	1
4	60-5760	Pin - Dowel	4	20	49-2670	Plate - Wear	1
6	60-5710	Plug (Incl. Ref. #2)	1	21	60-5740	Body Assembly (Incl. Ref. #4)	1
7	60-5780	Drive Gear Assembly (Incl. Ref. #5-8)	1	†22		Back Plate Assembly	1
8	60-5730	Disc	A/R	23	92-9253	Assembly - Relief Valve (Incl. Ref. #24-26)	1
9	60-5820	Spring	1	24	92-9255	O-Ring	1
10	60-5770	Idler Gear Assembly	1	25	92-9256	Washer - Back Up	1
11	42-3140	Screw - Cap Hex. Hd.	8	26	92-9254	O-Ring	1
12	49-2640	Seal - Shaft	1	*	60-5910	Kit - Repair, Back Plate	1
13	60-5890	Washer	1	*	60-5900	Kit - Seal Repair (Incl. Ref. #2, 12, 13, 16-20)	1
14		Bushing	2	*	92-9257	Kit - Seal Repair (Incl. Ref. #24-26)	1
15	49-2660	Front Plate Assembly (Incl. Ref. #14)	1				
16	42-3120	O-Ring	2				

*Not Illustrated

†Not Serviceable Separately



T-0164

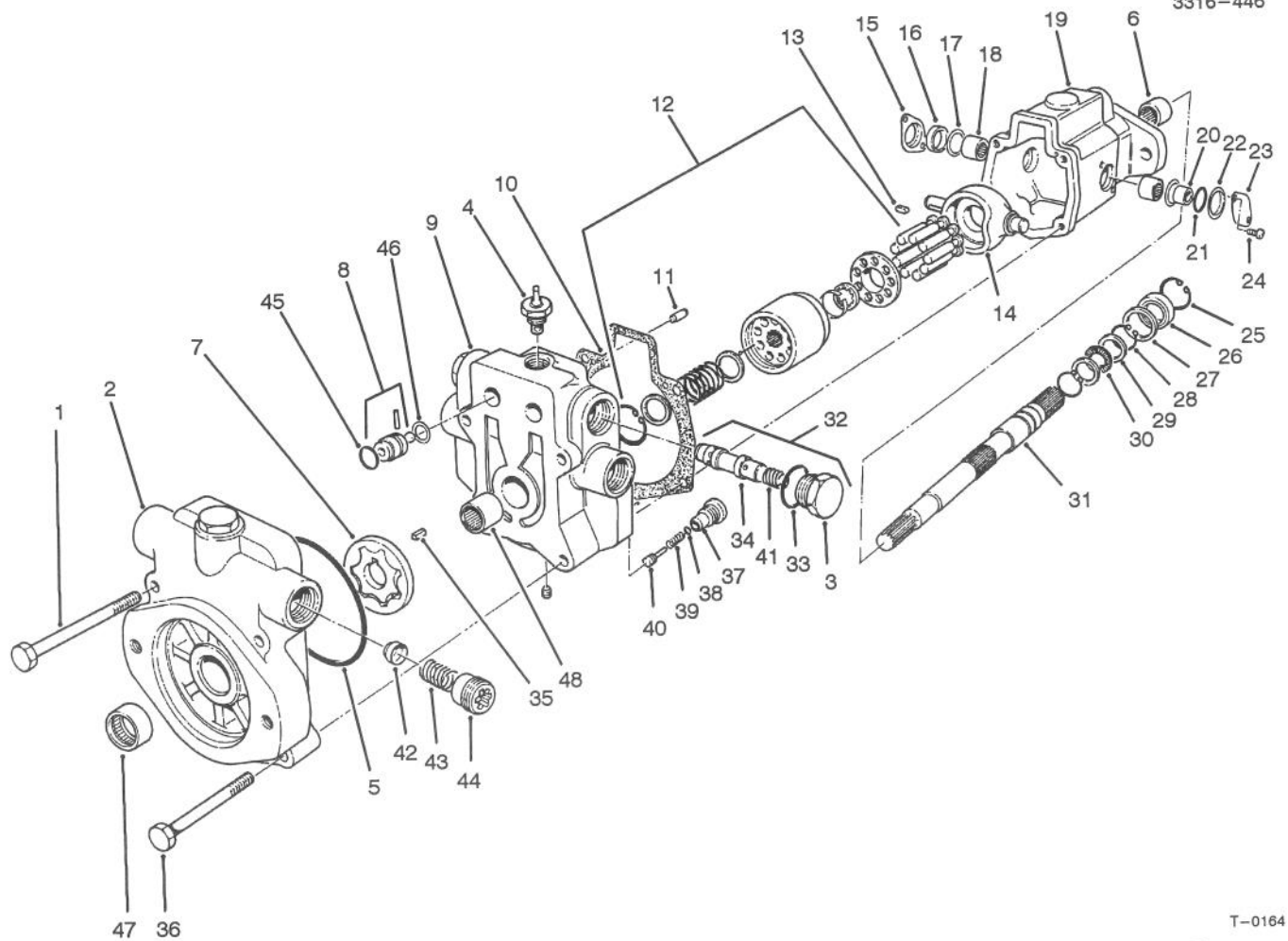
PISTON PUMP ASSEMBLY NO. 58-5660

Ref. No.	Part No.	Description	No. Used
1	60-6230	Screw - Cap Hex. Hd.	2
2	60-6200	Charge Pump Adptr. Assy. (Incl. Ref. #42-44 & 47)	1
3	70-1240	Plug Assembly (Incl. Ref. #33)	2
†4	39-2080	Tow Valve Assembly	1
5	60-6180	O-Ring	1
6	63-4390	Bearing - Needle	1
7	60-6350	Gerotor Gear Assembly	1
8	33-4970	Check Valve Assembly (Incl. Ref. #45 & 46)	2
9	60-6040	Back Plate Assembly (Incl. Ref. #4, 37-40 & 48)	1
10	60-6130	Gasket - Housing	1
11	60-6370	Pin - Dowel	2
12	60-6030	Rotating Kit Assembly	1
13	60-6310	Key	1
14	60-6020	Camplate	1
15	60-6120	Cover - Seal	1
16	42-2720	Seal - Shaft	1
17	60-6250	Washer	2
18	60-6110	Bearing - Needle	2
19	60-6000	Housing Assembly (Incl. Ref. #6)	1
20	60-5990	Race - Inner	1

Ref. No.	Part No.	Description	No. Used
21	60-6190	O-Ring	1
22	60-6210	Cover - O-Ring	1
23	60-6010	Cover - Trunion	1
24	60-6330	Screw	4
25	60-6260	Ring - Retaining	1
26	60-6300	Seal - Shaft	1
27	60-6240	Washer	1
28	60-6270	Ring - Retaining	2
29	60-6160	Race - Thrust	2
30	60-6170	Bearing - Needle, Thrust	1
31	60-6140	Shaft - Drive	1
32	68-6460	Kit - Relief Valve (Incl. Ref. #3, 34 & 41)	2
33	60-5980	O-Ring	2
34	60-5980	Relief Valve Assembly	2
35	60-6320	Key	1
36	60-6220	Screw - Cap Hex. Hd.	2
37	60-6060	Cartridge	1
38	60-6080	O-Ring	1
39	60-6090	Spring	1
40	60-6070	Poppet	1
41	60-6070	Spring	1
42	33-4990	Poppet	1
43	39-2140	Spring	2
44	39-2130	Retainer - Spring	1

*Not Illustrated

†Used on Units With Pump Serial No. 70591 & Up



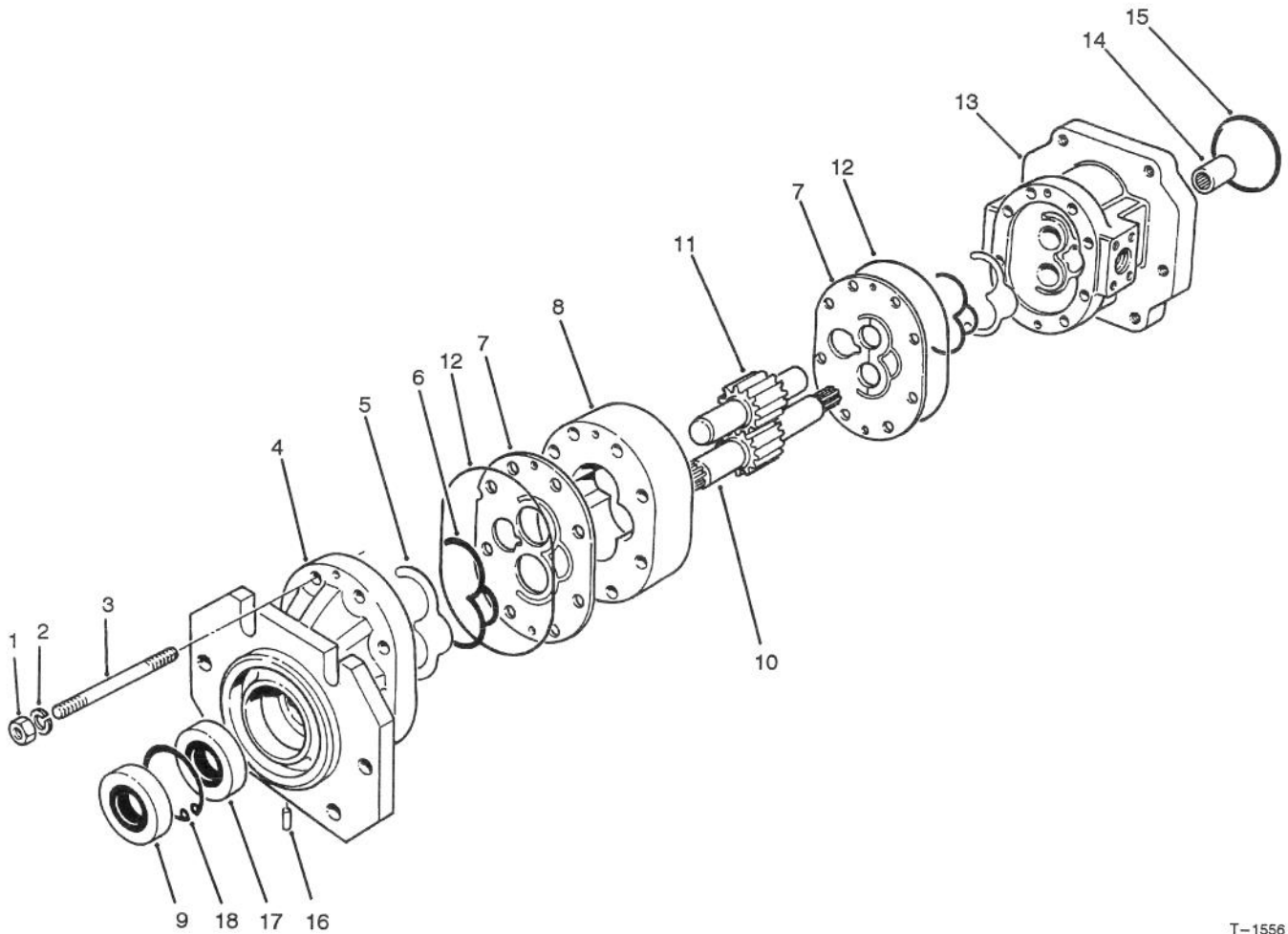
T-0164

PISTON PUMP ASSEMBLY NO. 58-5660 (Continued)

Ref. No.	Part No.	Description	No. Used
45	237-114	O-Ring	2
46	60-5950	Washer - Backup	2
47	60-6150	Bearing	1
48	60-6050	Bearing	1

Ref. No.	Part No.	Description	No. Used
*	60-6400	Kit - Seal (Incl. Ref. #5, 10, 16, 21, 26, 28, 29, 33, 38, 45 & 46)	1
*	60-6360	Kit - Charge Relief Spring	1
*	60-6340	Kit - Bleed-Off Valve	1

*Not Illustrated



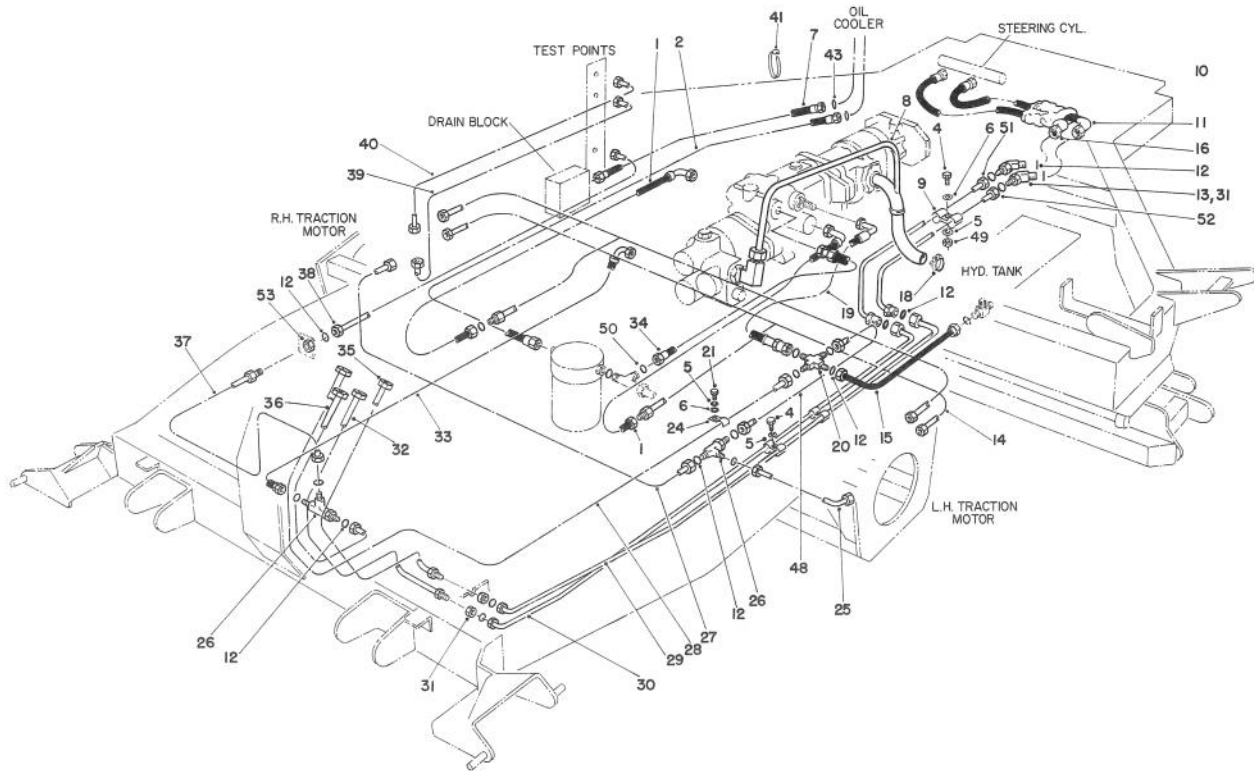
T-1556

PUMP ASSEMBLY NO. 86-6000 (Model 03702) & 86-6001 (Model 03703)

Ref. No.	Part No.	Description	No. Used
1	59-7580	Nut	8
2	59-7590	Washer - Lock	8
3	59-7970	Stud	8
*	74-3210	Stud (Model 03702)	8
4	86-6010	Cover - Front	1
5	59-7990	Seal - Gland	2
6	59-8470	Retainer - Seal	2
7	86-6070	Plate - Wear	2
8	86-6020	Center S/A Section (Model 03702)	1
*	86-6060	Center S/A Section (Model 03703)	1
9	59-8590	Seal - Shaft	1

Ref. No.	Part No.	Description	No. Used
10	59-8500	Drive Gear - Spline (Model 03702)	1
*	74-3230	Drive Gear - Spline (Model 03703)	1
11	59-8600	Driven Gear (Model 03702)	1
11	74-3240	Driven Gear (Model 03703)	1
12	86-6080	O-Ring Seal	2
13	86-6030	Port Section - Rear	1
14	59-8540	Coupling	1
15	86-6040	O-Ring	1
16	86-6050	Plug	1
17	59-8570	Seal - Shaft	1
18	59-8580	Ring - Retaining	1
*	86-6450	Kit - Seal (Incl. Ref. #5, 6, 9 & 17)	1

*Not Illustrated

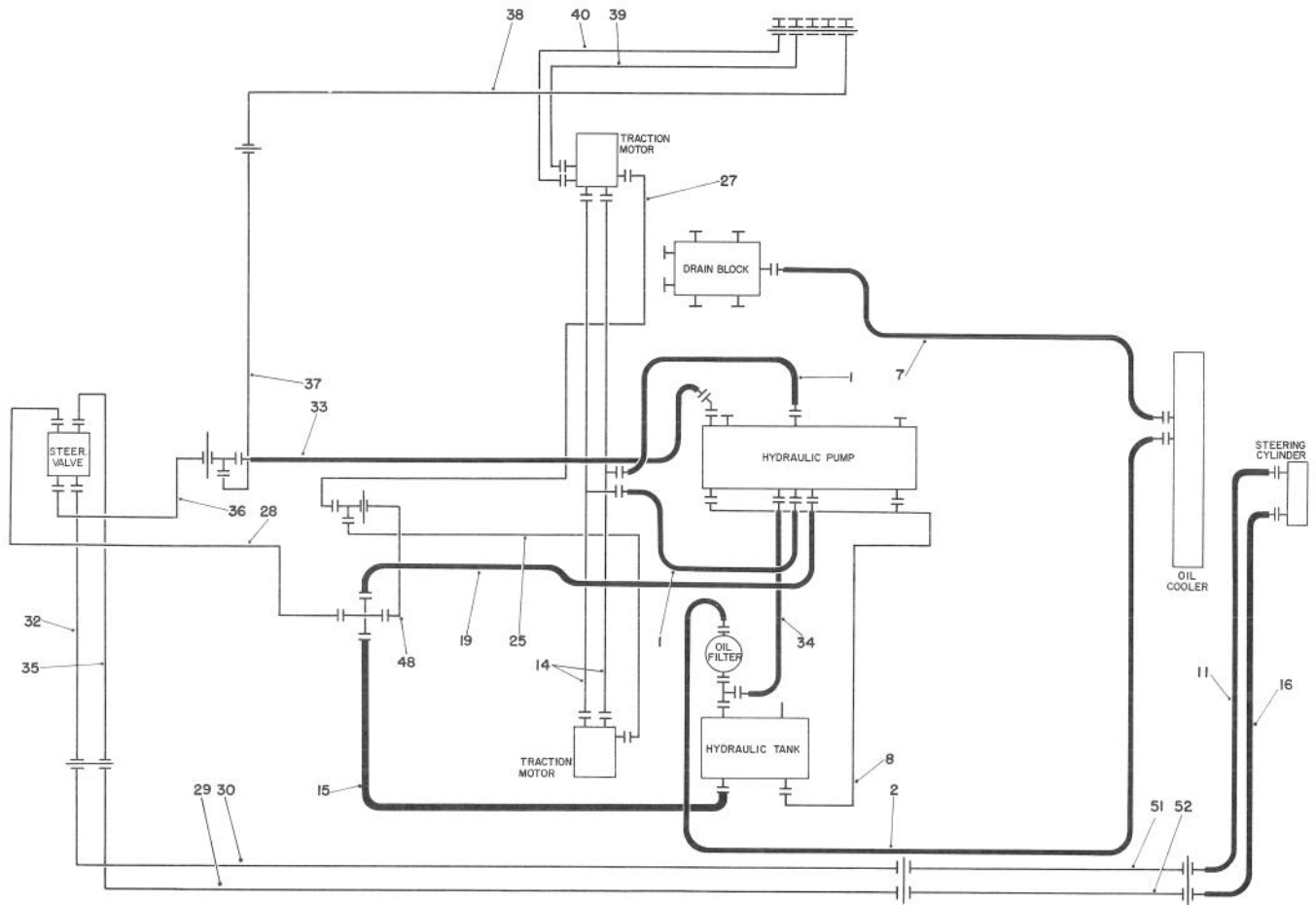


T-0166

HYDRAULIC CIRCUIT – TRACTION & STEERING

Ref. No.	Part No.	Description	No. Used	Ref. No.	Part No.	Description	No. Used
1	58-5860	Hose Assembly	2	27	58-4860	Tube Assembly	1
2	75-8200	Hose Assembly	1	28	74-2820	Tube Assembly	1
4	48-7640	Screw – Cap Hex. Hd.	4	29	68-6310	Tube Kit	
5	43-5930	Washer – Lock	5			(Incl. Ref. #12 & 52)	1
6	48-8010	Washer	3	30	68-6340	Tube Kit	
7	75-8210	Hose Assembly	1			(Incl. Ref. #12 & 51)	1
8	60-1900	Tube Assembly	1	31	340-70	Nut – Bulkhead	4
9	58-3880	Clamp	3	32	74-2780	Tube Assembly	1
10	60-2010	Sleeve – Protective	1	33	58-5720	Hose Assembly	1
11	82-9841	Hose Assembly	1	34	58-5870	Hose Assembly	1
12	237-22	O-Ring	22	35	74-2810	Tube Assembly	1
13	340-69	Fitting – Hydraulic Bulkhead (Incl. Ref. #12 & 31)	2	36	74-2790	Tube Assembly	1
14	58-5690	Tube Assembly	2	37	58-7780	Tube Assembly (Incl. Ref. #12)	1
15	92-4725	Hose Assembly	1	38	58-7750	Tube Assembly	1
16	82-9840	Hose Assembly	1	39	58-7770	Tube Assembly	1
18	2412-132	Clamp	1	40	58-7760	Tube Assembly	1
19	60-1250	Hose Assembly	1	41	48-4480	Strap – Tie	3
20	340-23	Fitting – Hydraulic Cross (Incl. Ref. #12)	1	43	340-65	O-Ring	2
21	48-7690	Screw – Cap Hex. Hd.	1	48	58-4710	Tube Assembly	1
22	48-8020	Washer – Lock	1	49	48-7890	Nut – Hex	1
24	60-1360	Clamp	1	50	237-30	O-Ring	1
25	58-4790	Tube Assembly	1	†51		Tube Assembly	1
26	340-68	Fitting – Hydraulic Tee (Incl. Ref. #12)	2	†52		Tube Assembly	1
				53	340-78	Nut – Bulkhead	1

†Not Serviced Separately



T-0167

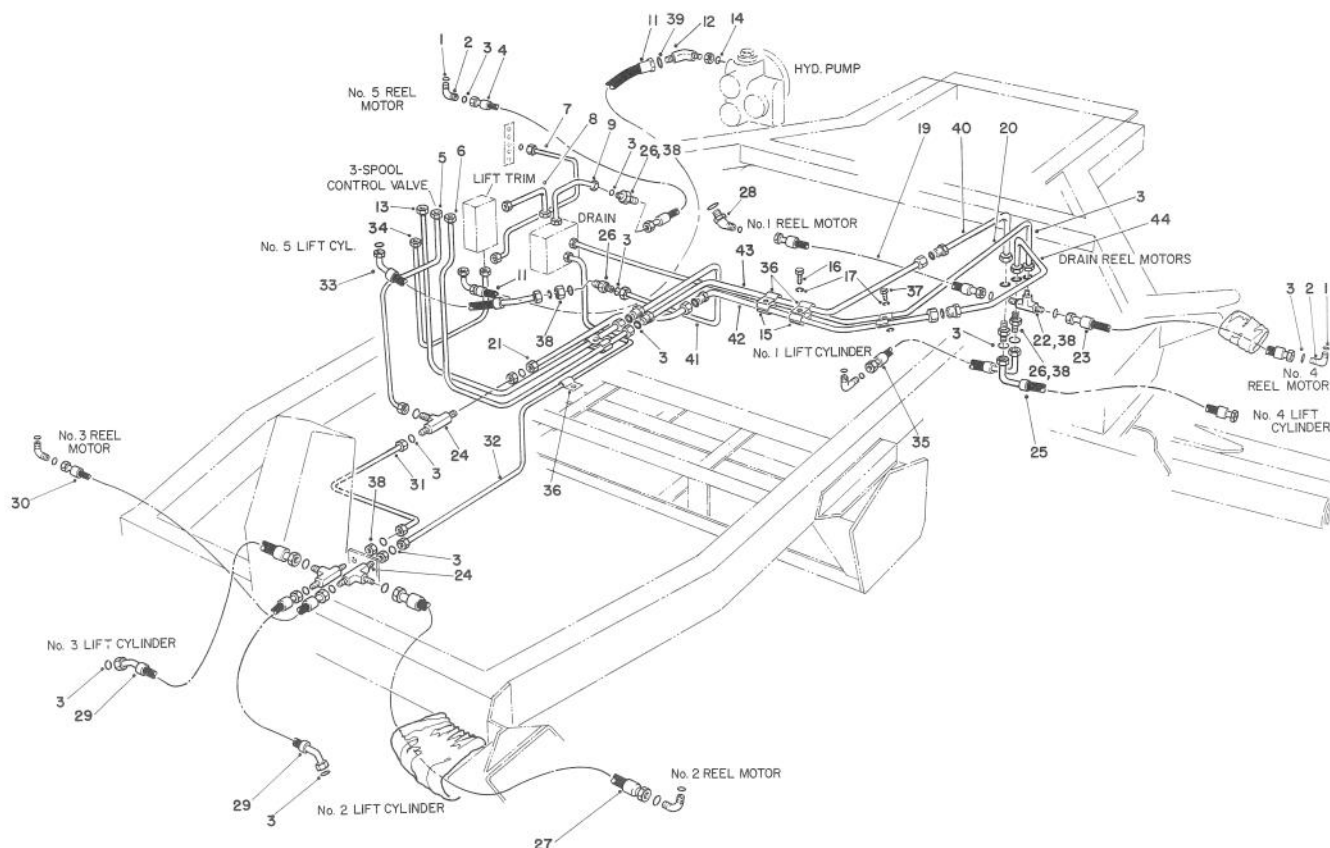
HYDRAULIC SCHEMATIC – TRACTION & STEERING

Ref. No.	Part No.	Description	No. Used
1	58-5860	Hose Assembly	2
2	75-8200	Hose Assembly	1
7	75-8210	Hose Assembly	1
8	60-1900	Tube Assembly	1
11	82-9841	Hose Assembly	1
14	58-5690	Tube Assembly	2
15	92-4725	Hose Assembly	1
16	82-9840	Hose Assembly	1
19	60-1250	Hose Assembly	1
25	58-4790	Tube Assembly	1
27	58-4860	Tube Assembly	1
28	74-2820	Tube Assembly	1
29	68-6310	Tube Kit (Incl. Ref. #12 & 52)	1

Ref. No.	Part No.	Description	No. Used
30	68-6340	Tube Kit (Incl. Ref. #12 & 51)	1
32	74-2780	Tube Assembly	1
33	58-5720	Hose Assembly	1
34	58-5870	Hose Assembly	1
35	74-2810	Tube Assembly	1
36	74-2790	Tube Assembly	1
37	58-7780	Tube Assembly	1
38	58-7750	Tube Assembly	1
39	58-7770	Tube Assembly	1
40	58-7760	Tube Assembly	1
48	58-4710	Tube Assembly	1
†51		Tube Assembly	1
†52		Tube Assembly	1

*Not Illustrated

†Not Serviced Separately

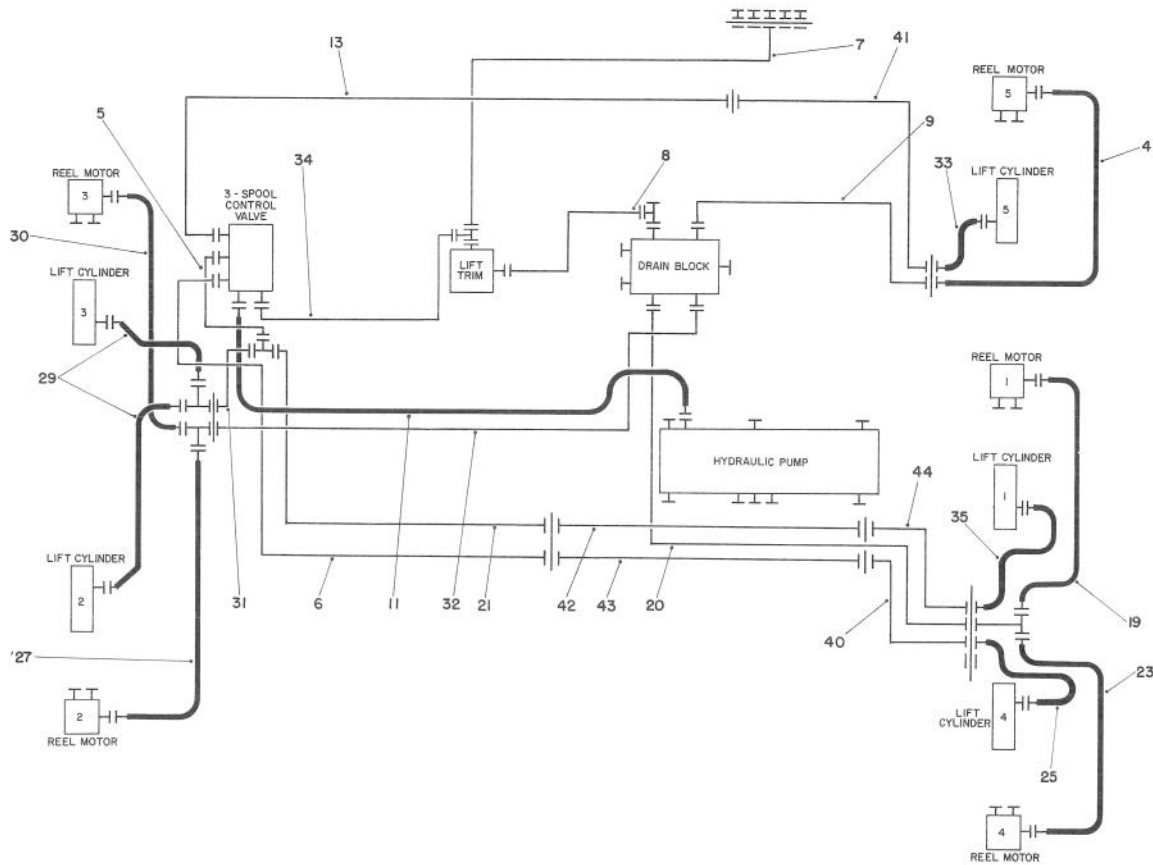


T-0168

HYDRAULIC CIRCUIT – LIFT ARMS

Ref. No.	Part No.	Description	No. Used	Ref. No.	Part No.	Description	No. Used
1	237-42	O-Ring	7	23	58-5820	Hose Assembly	1
2	340-77	Fitting – Hydraulic 90° (Incl. Ref. #1 & 3)	4	24	340-68	Fitting – Hydraulic Tee (Incl. Ref. #3)	3
3	237-22	O-Ring	31	25	60-1630	Hose Assembly	1
4	84-6240	Hose Assembly	1	26	340-71	Fitting – Hydraulic Straight (Incl. Ref. #3)	4
5	58-4750	Tube Assembly	1	27	58-6670	Hose Assembly	1
6	68-6230	Tube Kit (Incl. Ref. #3, 40 & 43)	1	28	340-87	Fitting – Hydraulic 45° (Incl. Ref. #1 & 3)	1
7	58-7730	Tube Assembly	1	29	58-5850	Hose Assembly	2
8	63-4680	Tube Assembly	1	30	58-5830	Hose Assembly	1
9	58-4780	Tube Assembly	1	31	58-4760	Tube Assembly	1
11	58-5710	Hose Assembly	1	32	58-4880	Tube Assembly	1
12	340-89	Fitting – Hydraulic 45° (Incl. Ref. #14 & 39)	1	33	84-6230	Hose Assembly	1
13	68-6370	Tube Kit (Incl. Ref. #3 & 41)	1	34	58-4870	Tube Assembly	1
14	237-80	O-Ring	1	35	58-5800	Hose Assembly	1
15	58-3880	Clamp – Tube	5	36	60-1360	Clamp – Tube	3
16	60-6650	Screw – Cap Hex. Hd.	2	37	48-7640	Screw – Cap Hex. Hd.	5
17	43-5930	Washer – Lock	6	38	340-70	Nut – Bulkhead	8
18	48-8010	Washer	2	39	237-30	Seal – O-Ring	1
19	58-5840	Hose Assembly	1	†40		Tube Assembly	1
20	58-4850	Tube Assembly	1	†41		Tube Assembly	1
21	68-6270	Tube Kit (Incl. Ref. #3, 42 & 44)	1	†42		Tube Assembly	1
22	60-2180	Fitting – Tee	1	†43		Tube Assembly	1
				†44		Tube Assembly	1

†Not Serviced Separately

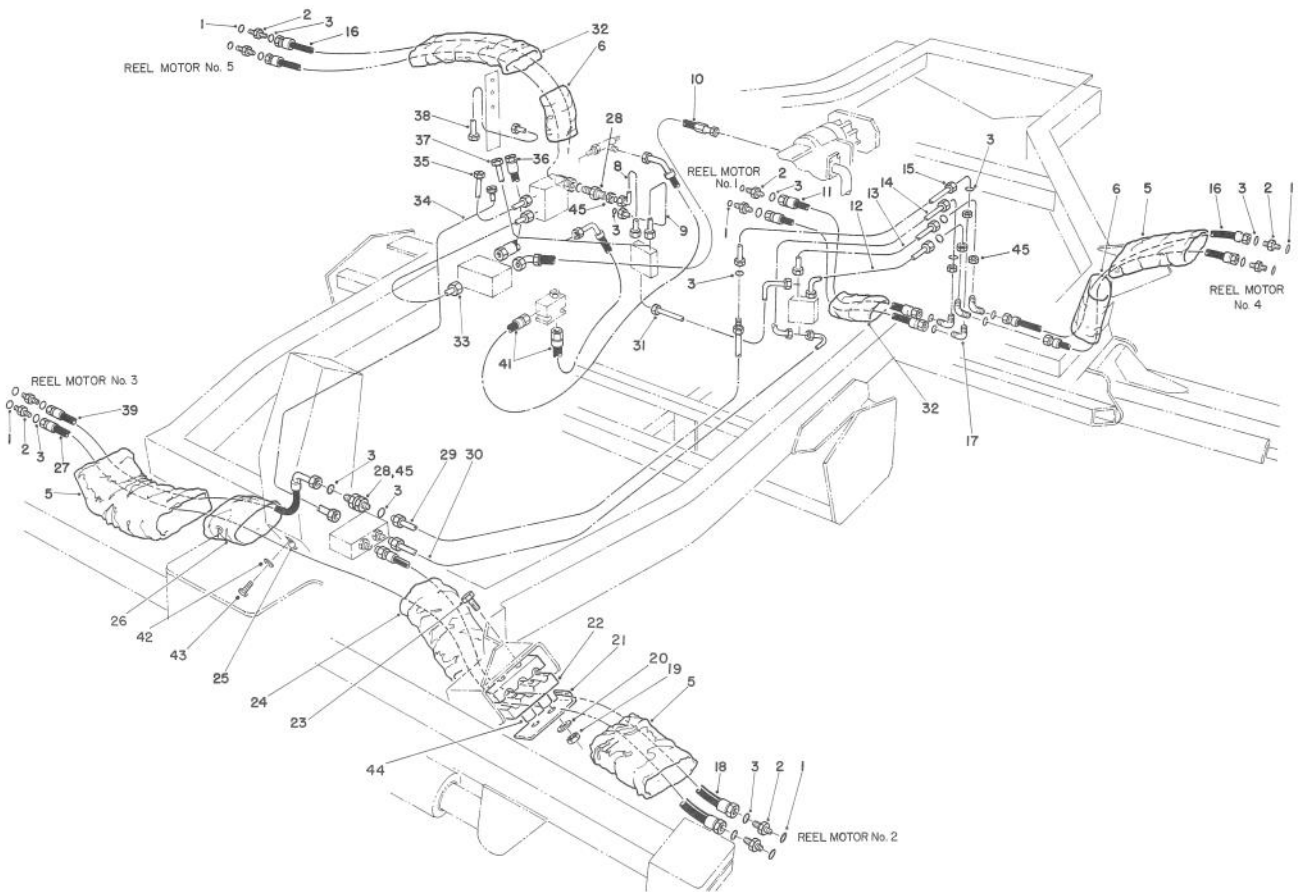


T-0169

HYDRAULIC SCHEMATIC – LIFT ARMS

Ref. No.	Part No.	Description	No. Used	Ref. No.	Part No.	Description	No. Used
4	84-6240	Hose Assembly	1	25	60-1630	Hose Assembly	1
5	58-4750	Tube Assembly	1	27	58-6670	Hose Assembly	1
6	68-6230	Tube Kit	1	29	58-5850	Hose Assembly	2
		(Incl. Ref. #40 & 43)	1	30	58-5830	Hose Assembly	1
7	58-7730	Tube Assembly	1	31	58-4760	Tube Assembly	1
8	63-4680	Tube Assembly	1	32	58-4880	Tube Assembly	1
9	58-4780	Tube Assembly	1	33	84-6230	Hose Assembly	1
11	58-5710	Hose Assembly	1	34	58-4870	Tube Assembly	1
13	68-6370	Tube Kit	1	35	58-5800	Hose Assembly	1
		(Incl. Ref. #41)	1	†40		Tube Assembly	1
19	58-5840	Hose Assembly	1	†41		Tube Assembly	1
20	58-4850	Tube Assembly	1	†42		Tube Assembly	1
21	68-6270	Tube Kit	1	†43		Tube Assembly	1
		(Incl. Ref. #42 & 44)	1	†44		Tube Assembly	1
23	58-5820	Hose Assembly	1				

†Not Serviced Separately

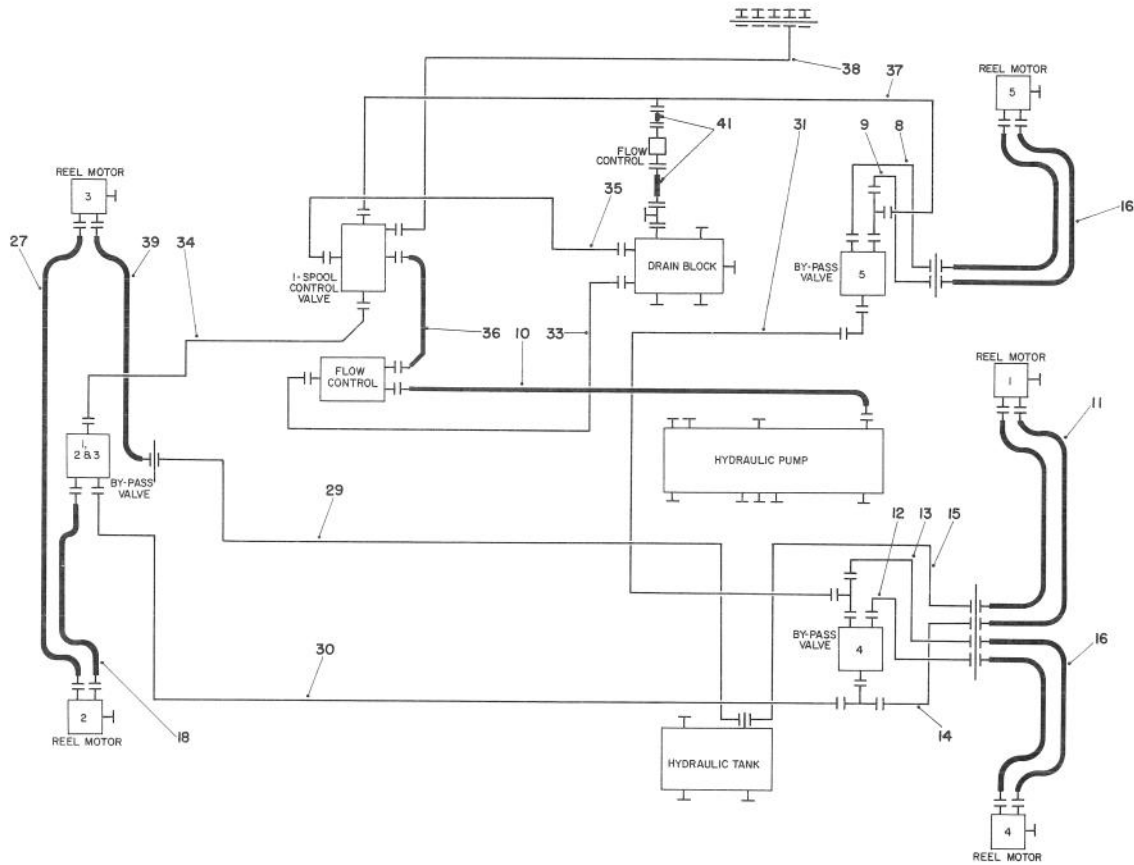


T-0170

HYDRAULIC CIRCUIT – CUTTING UNITS

Ref. No.	Part No.	Description	No. Used
1	237-81	O-Ring	10
2	340-8	Fitting – Hydraulic Straight (Incl. Ref. #1 & 3)	10
3	237-65	O-Ring	26
5	59-7190	Sleeve – Protective	4
6	59-7260	Sleeve – Protective	2
8	58-4960	Tube Assembly	1
9	58-4970	Tube Assembly	1
10	58-5730	Hose Assembly	1
11	58-5790	Hose Assembly	2
12	58-5060	Tube Assembly	1
13	58-5000	Tube Assembly	1
14	58-5020	Tube Assembly	1
15	58-5040	Tube Assembly	1
16	58-5780	Hose Assembly	4
17	340-72	Fitting – Hydraulic 90° (Incl. Ref. #3)	4
18	58-5750	Hose Assembly	1
19	3296-8	Nut – Lock	4
20	3256-16	Washer – Flat	4
21	74-2750	Retainer	2
22	74-2710	Clamp – Split	4
23	321-14	Screw – Cap Hex. Hd.	4

Ref. No.	Part No.	Description	No. Used
24	60-5650	Sleeve – Protective	1
25	60-2080	Clamp – Hose	1
26	60-5660	Sleeve – Protective	1
27	58-5740	Hose Assembly	1
28	340-76	Fitting – Adapter	3
29	58-4990	Tube Assembly (Incl. Ref. #3)	1
30	58-5070	Tube Assembly	1
31	58-4950	Tube Assembly	1
32	59-7200	Sleeve – Protective	1
33	58-5050	Tube Assembly	1
34	58-5030	Tube Assembly	1
35	58-4980	Tube Assembly	1
36	60-3340	Hose Assembly	1
37	63-4710	Tube Assembly	1
38	58-7740	Tube Assembly	1
39	58-5760	Hose Assembly	1
41	60-1250	Hose Assembly	2
42	48-9570	Washer – Lock	1
43	48-7680	Bolt – H.H.	1
44	74-2730	Spacer	4
45	340-74	Nut – Bulkhead	7

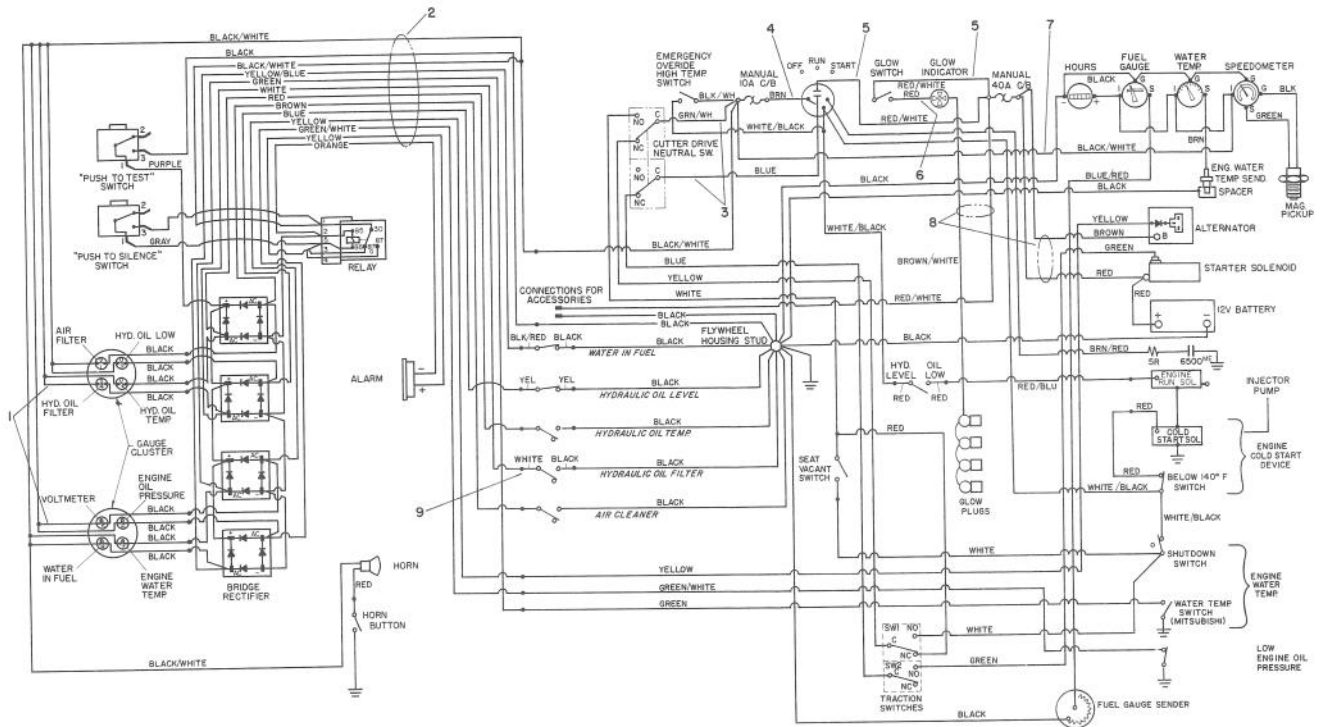


T-0171

HYDRAULIC SCHEMATIC – CUTTING UNITS

Ref. No.	Part No.	Description	No. Used
8	58-4960	Tube Assembly	1
9	58-4970	Tube Assembly	1
10	58-5730	Hose Assembly	1
11	58-5790	Hose Assembly	2
12	58-5060	Tube Assembly	1
13	58-5000	Tube Assembly	1
14	58-5020	Tube Assembly	1
15	58-5040	Tube Assembly	1
16	58-5780	Hose Assembly	4
18	58-5750	Hose Assembly	1
27	58-5740	Hose Assembly	1

Ref. No.	Part No.	Description	No. Used
29	58-4990	Tube Assembly	1
30	58-5070	Tube Assembly	1
31	58-4950	Tube Assembly	1
33	58-5050	Tube Assembly	1
34	58-5030	Tube Assembly	1
35	58-4980	Tube Assembly	1
36	60-3340	Hose Assembly	1
37	63-4710	Tube Assembly	1
38	58-7740	Tube Assembly	1
39	58-5760	Hose Assembly	1
41	60-1250	Hose Assembly	2

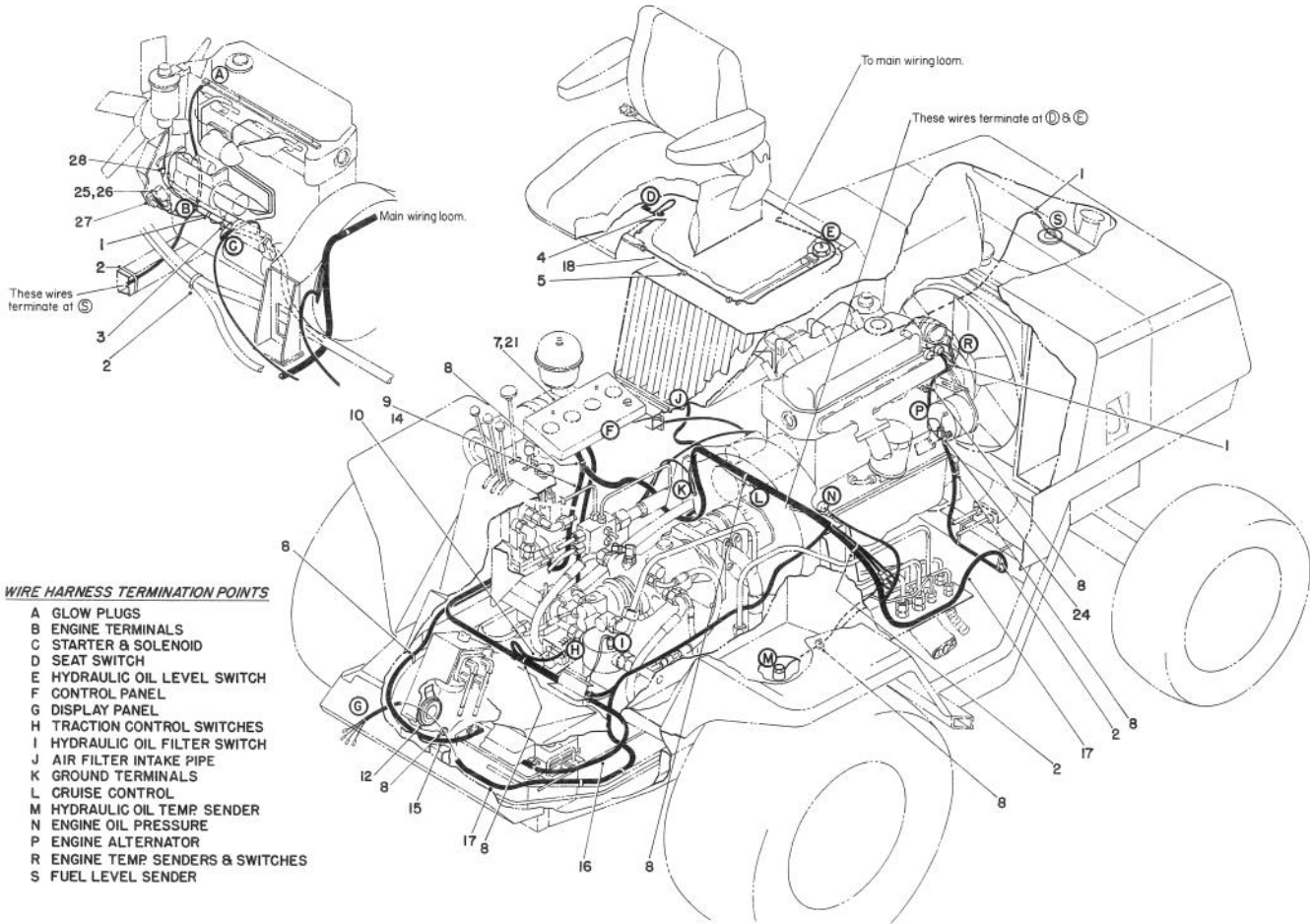


T-1221

ELECTRICAL SCHEMATIC

Ref. No.	Part No.	Description	No. Used
1	82-9230	Harness - Wire (Indicator Lamp)	2
2	82-9820	Harness - Wire (Light Cluster)	1
3	82-9780	Harness - Wire (Interlock)	1
4	82-5940	Wire - Jumper	1

Ref. No.	Part No.	Description	No. Used
5	82-9730	Wire - Jumper	2
6	82-5930	Wire - Jumper	1
7	82-9740	Wire - Jumper (Gauges)	1
8	82-9770	Harness - Wire (Glow Plugs)	1
9	86-5990	Harness - Hyd. Filter	1

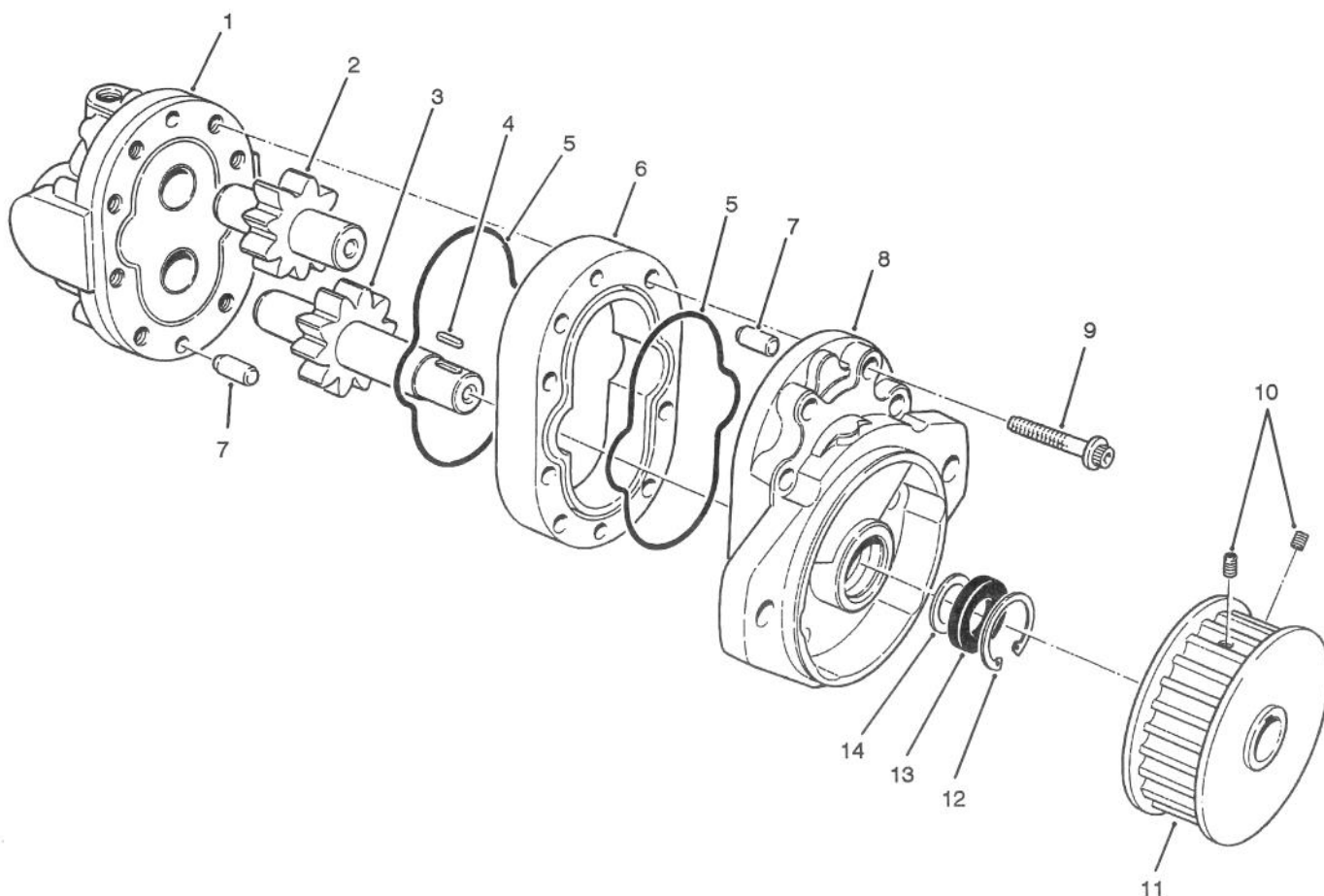


T-0173

ELECTRICAL SYSTEM DIAGRAM

Ref. No.	Part No.	Description	No. Used
1	3290-378	Tie - Cable	7
2	3334-945	Tie - Cable	4
3	2412-109	Clip	1
4	237-100	Grommet	1
5	60-0930	Clip	3
7	82-9760	Harness - Wiring Gauges	1
8	3290-378	Tie - Cable	12
9	82-9790	Harness - Wiring Valve	1
10	82-9810	Harness - Wiring Traction Control Switches	1
12	82-9940	Harness - Wire Horn	1
14	82-9800	Harness - Wire	

Ref. No.	Part No.	Description	No. Used
		Speedometer	1
15	58-3850	Cable - Neg. Battery	1
16	58-3840	Cable - Pos. Battery	1
17	92-5685	Harness - Wiring Main Jumper Assembly	1
18	82-9750	Jumper Assembly	1
21	2412-131	Clamp-R	3
24	86-6400	Diode	1
25	2412-74	Clamp-R	1
26	37-2690	Capacitor	1
27	38-2860	Resistor - 5 Ohm	1
28	58-6860	Connector	1



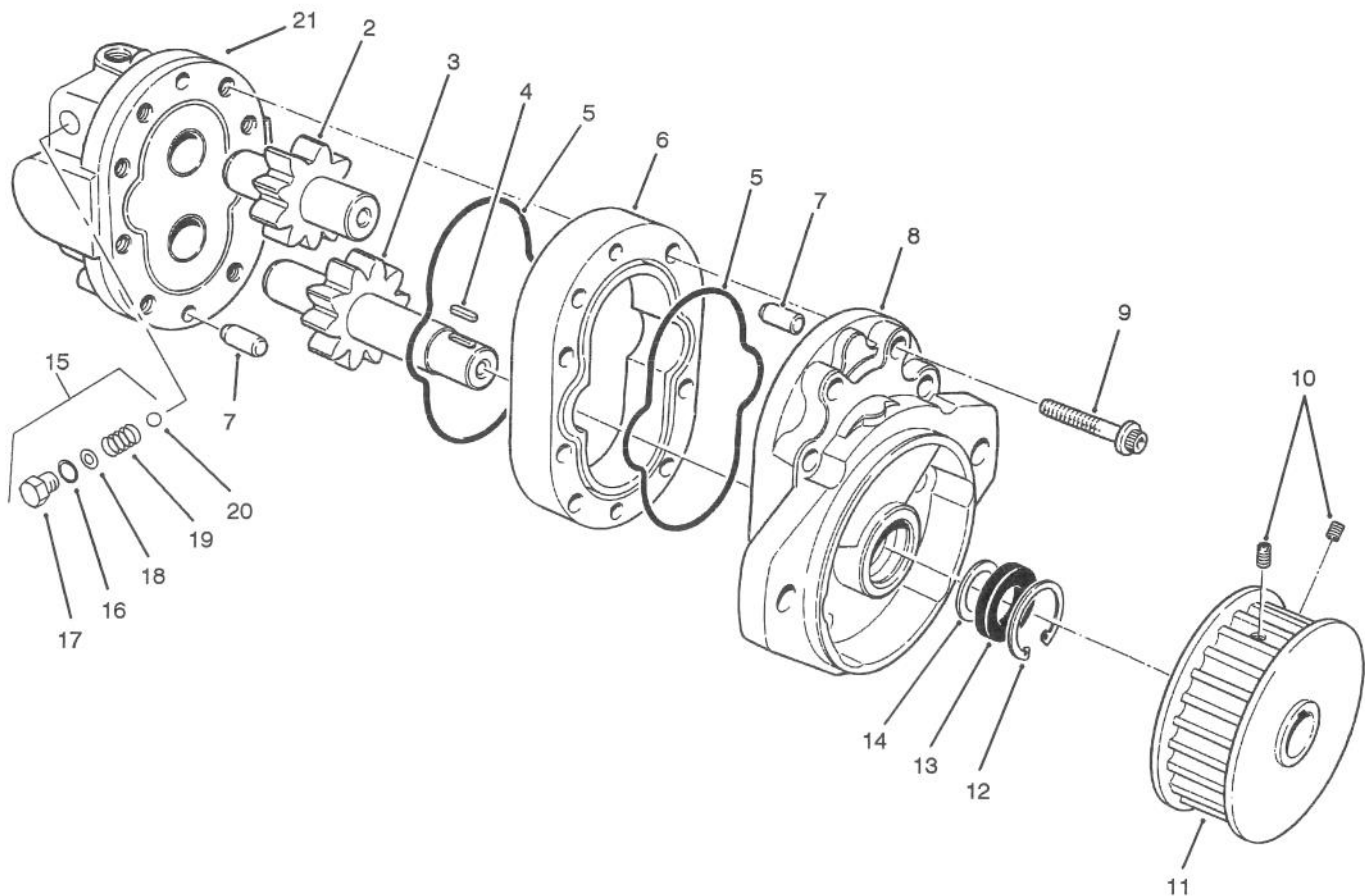
T-0174

REEL MOTOR ASSEMBLY NO. 66-5700 (For Serial No. 40000-40999)

Ref. No.	Part No.	Description	No. Used
1	66-5720	Housing/Bushings Assembly	1
2	66-5750	Gear - Idler	1
3	66-5760	Gear - Drive	1
4	47-2380	Key	1
5	59-8420	O-Ring	2
6	66-5740	Body	1
7	42-2010	Pin - Dowel	2
8	66-5730	Plate & Bushings Assembly (Front)	1
9	66-5770	Screw - Cap Soc. Hd.	8

Ref. No.	Part No.	Description	No. Used
10	3246-17	Screw - Set	2
11	47-7150	Pulley - Drive	1
12	59-8320	Ring - Retaining	1
13	66-5710	Seal - Shaft	1
14	60-5890	Washer - Backup	1
*	66-5700	Reel Motor Assembly (Incl. Ref. #1-9, 12-14)	1
*	66-5690	Kit - Seal Repair (Incl. Ref. #5, 12-14)	1

*Not Illustrated



T-1786

REEL MOTOR ASSEMBLY NO. 66-5700 (For Serial No. 41000 & UP)

Ref. No.	Part No.	Description	No. Used
2	66-5750	Gear - Idler	1
3	66-5760	Gear - Drive	1
4	47-2380	Key	1
5	59-8420	O-Ring	2
6	66-5740	Body	1
7	42-2010	Pin - Dowel	2
8	66-5730	Plate & Bushings Assembly (Front)	1
9	66-5770	Screw - Cap Soc. Hd.	8
10	3246-17	Screw - Set	2
11	47-7150	Pulley - Drive	1
12	59-8320	Ring - Retaining	1
13	66-5710	Seal - Shaft	1
14	60-5890	Washer - Backup	1

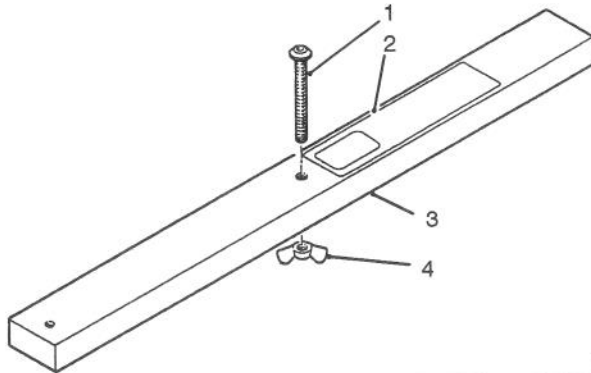
Ref. No.	Part No.	Description	No. Used
15	92-9260	Assembly - Relief Valve (Incl. Ref. #16-20)	2
16	92-9261	O-Ring	2
†17		Plug	2
†18		Shim	A/R
†19		Spring	2
†20		Ball	2
21	92-9264	Backplate/Bushing Assy.	1
21	92-9259	Backplate/Relief Assy. (Incl. Ref. #15)	1
*	66-5700	Reel Motor Assembly (Incl. Ref. #1-9, 12-14)	1
*	66-5690	Kit - Seal Repair (Incl. Ref. #5, 12-14, & 16)	1

*Not Illustrated

†Not Serviced Separately

SPECIAL TOOLS

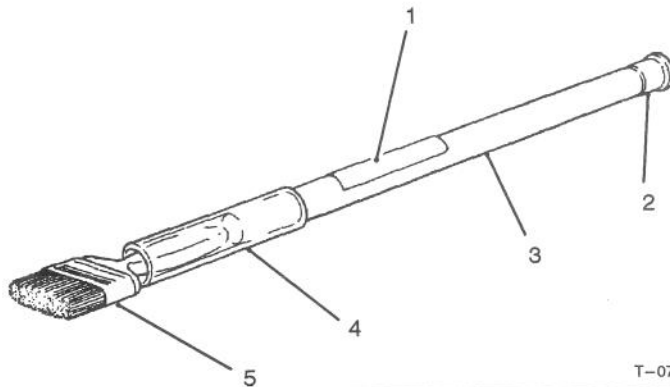
GAUGE BAR ASSEMBLY NO. 59-7900



T-0191

Ref. No.	Part No.	Description	No. Used
1	32122-54	Screw - Mach. Slot. Hd.	1
2	59-7930	Decal	1
3		Bar	1
4	32103-3	Nut - Wing	1

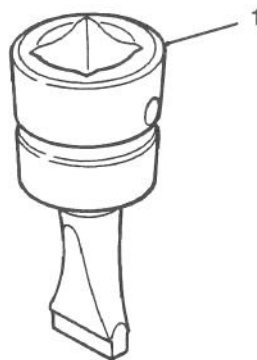
BACKLAPPING BRUSH ASSEMBLY NO. *TOR299100



T-0731

Ref. No.	Part No.	Description	No. Used
1	12-9140	Decal	1
2	2410-18	Plug	1
3	29-9080	Handle	1
4	29-9090	Hose - Handle	1
5	36-4310	Brush	1

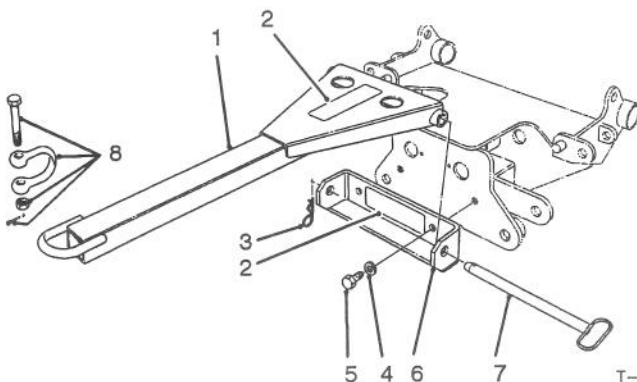
BEDKNIFE SCREW TOOL NO. *TOR510880



T-0729

Ref. No.	Part No.	Description	No. Used
1	51-0880	Tool - Bedknife Screw	1

TOW BAR ASSEMBLY NO. 58-7020



T-0190

Ref. No.	Part No.	Description	No. Used
1	12-7579	Tow Bar (Incl. Ref. #2)	1
2	63-4380	Decal - Instruction	2
3	60-4150	Pin - Retaining	1
4	48-8070	Washer - Lock	2
5	48-7830	Screw - Cap Hex. Hd.	2
6	12-7589	Tow Bar Bracket Assy. (Incl. Ref. #2)	1
7	60-4120	Pin - Tow Bar	1
8	60-4480	Shackle Assembly	1

*Obtain these items directly from OTC 2013 4th St. Owatonna, MN. 55060 1-800-533-0492
(in Minnesota and Canada 1-507-455-7050) Fax. 507-455-7011.

TORO PART NUMBER INDEX

Part No.	Description	Pg. Ref.			Part No.	Description	Pg. Ref.		
		No.	No.	Qty.			No.	No.	Qty.
3-2858	Disc - Friction	1	9	1	47-7150	Pulley - Drive	65	11	1
3-7877	Grip	2	49	1	47-7150	Pulley - Drive	66	11	1
12-7579	Tow Bar	67	1	1	48-3250	Mount - Rubber	35	1	4
12-7589	Tow Bar Bracket Assy.	67	6	1	48-3280	Bumper	27	16	2
12-9140	Decal	67	1	1	48-3380	Leg - Support	35	5	2
23-1840	Bushing	29	5	2	48-4480	Strap - Tie	57	41	3
23-7270	Nut - Lug	32	13	10	48-4590	Horn	4	15	1
25-8640	Screw	9	8	1	48-6260	Coupling - Spring Center	35	16	1
25-9090	Swivel	9	9	1	48-6640	Bushing - Flange	24	13	2
26-4840	Spacer	15	32	4	48-6640	Bushing - Flange	32	33	2
27-2360	Key Switch Assembly	8	18	1	48-6660	Washer - Thrust	32	34	2
27-7100	Air Cleaner Assembly	18	32	1	48-6780	Spring	22	5	2
27-7100	Air Filter Assembly	19	*	1	48-6790	Bushing - Flanged	1	6	4
27-7110	Element Assembly	19	8	1	48-6900	Screw	20	38	4
27-7120	Nut	19	3	1	48-6900	Screw - Hex Hd.	22	32	6
27-7130	Clamp Assembly	19	4	1	48-6900	Screw - Self-Tap	7	22	4
27-7140	Baffle	19	2	1	48-6900	Screw - Taptite	21	44	2
27-7150	Cup Assembly	19	1	1	48-6940	Spring	9	28	1
27-7160	Decal - Instruction	18	31	1	48-6940	Spring	2	39	1
27-7160	Decal - Instructions	19	14	1	48-7080	Cap	22	19	3
27-7170	Band - Mounting	18	30	2	48-7100	Dampener	1	19	1
27-7170	Band Assembly	19	7	2	48-7120	Element - Suction	7	50	1
27-7220	Soap - Air Cleaner	19	*	1	48-7430	Pre-Cleaner Assembly	19	*	1
29-1060	Bracket	29	29	2	48-7430	Pre-Cleaner Assembly	18	33	1
29-1070	Lever Assembly	29	34	2	48-7570	Bolt	35	10	2
29-1080	Pad	29	39	4	48-7610	Screw - Cap Hex. Hd.	4	17	2
29-6163	Switch	1	26	2	48-7620	Bolt	7	12	10
29-9080	Handle	67	3	1	48-7620	Bolt	10	47	2
29-9090	Hose - Handle	67	4	1	48-7620	Bolt - Flange, Hex. Hd.	3	7	3
33-1260	Cover Assembly	19	12	1	48-7620	Screw - Cap Hex. Hd.	43	16	2
33-1270	Bowl	19	11	1	48-7630	Screw	20	29	1
33-3720	Washer	30	12	1	48-7630	Screw	21	34	1
33-4970	Check Valve Assembly	54	8	2	48-7630	Screw - Cap Hex. Hd.	43	15	2
33-4990	Poppet	54	42	1	48-7640	Screw - Cap Hex. Hd.	57	4	4
36-4310	Brush	67	5	1	48-7640	Screw - Cap Hex. Hd.	59	37	5
37-2690	Capacitor	64	26	1	48-7680	Bolt - H.H.	61	43	1
37-7600	Rectifier	5	8	4	48-7680	Screw - Cap Hex Hd.	22	36	1
38-2860	Resistor - 5 Ohm	64	27	1	48-7680	Screw - Cap Hex. Hd.	18	17	2
39-2080	Tow Valve Assembly	54	4	1	48-7690	Screw - Cap Hex. Hd.	57	21	1
39-2130	Retainer - Spring	54	44	1	48-7700	Bolt	9	1	2
39-2140	Spring	54	43	2	48-7700	Bolt	27	19	4
42-1220	O-Ring	12	7	1	48-7730	Screw - Cap Hex. Hd.	15	33	4
42-2010	Pin - Dowel	65	7	2	48-7740	Bolt	1	18	3
42-2010	Pin - Dowel	66	7	2	48-7780	Bolt	35	6	6
42-2720	Seal - Shaft	54	16	1	48-7830	Bolt	35	4	8
42-3120	O-Ring	53	16	2	48-7830	Screw - Cap Hex. Hd.	67	5	2
42-3140	Screw - Cap Hex. Hd.	53	11	8	48-7880	Nut	49	12	1
43-4000	Breaker - Circuit, 40 Amp.	8	25	1	48-7880	Nut - Hex.	9	34	2
43-4001	Breaker - Circuit, 10 Amp.	8	20	1	48-7890	Nut	7	44	10
43-5930	Washer - Lock	57	5	5	48-7890	Nut - Hex	57	49	1
43-5930	Washer - Lock	7	13	12	48-7890	Nut - Hex.	20	31	1
43-5930	Washer - Lock	43	14	4	48-7890	Nut - Hex.	21	37	1
43-5930	Washer - Lock	59	17	6	48-7890	Nut - Hex.	11	51	1
43-5930	Washer - Lock	4	18	2	48-7930	Nut - Hex.	1	7	7
43-5930	Washer - Lock	20	32	1	48-7930	Nut - Hex.	27	9	2
43-5930	Washer - Lock	21	36	1	48-7930	Nut - Hex.	35	13	3
43-5930	Washer - Lock	10	46	4	48-7930	Nut - Hex.	1	15	3
43-6280	Button - Push	5	3	2	48-7930	Nut - Hex.	9	16	4
43-6280	Button - Push	8	10	2	48-7930	Nut - Hex.	15	27	10
43-6290	Switch	5	11	2	48-7960	Nut - Hex.	35	9	2
43-6420	Bezel	8	12	2	48-8000	Washer - Lock	9	35	2
43-6420	Bezel - Locking	5	4	2	48-8000	Washer - Spring	49	11	1
46-6550	Elbow	20	5	1	48-8010	Washer	57	6	3
46-6550	Elbow	21	10	1	48-8010	Washer	4	16	2
46-6560	Grommet	20	4	3	48-8010	Washer	10	17	4
46-6560	Grommet	21	5	3	48-8010	Washer	59	18	2
47-2380	Key	65	4	1	48-8010	Washer	22	33	2
47-2380	Key	66	4	1	48-8020	Washer - Lock	57	22	1
47-2550	Grip - Handle	18	16	2	48-8030	Washer	9	19	6
47-6990	Nut - Hex.	4	2	1	48-8030	Washer	15	29	6
47-7010	Bushing	23	5	2	48-8030	Washer	2	43	6
47-7030	Bushing - Rubber	1	13	1	48-8030	Washer - Flat	17	42	6

*Not Illustrated

TORO PART NUMBER INDEX (Cont.)

3316-446

Part No.	Description	Pg. Ref.		Part No.	Description	Pg. Ref.	
		No.	Qty.			No.	Qty.
48-8070	Washer - Lock	35	3 12	51-5310	Seal - Valve Stem	41	41 8
48-8070	Washer - Lock	67	4 2	51-5320	Spring - Valve	41	17 8
48-8540	Lever	22	28 2	51-5330	Valve - Exhaust	41	19 4
48-8830	Pin - Roll	22	26 1	51-5340	Valve - Inlet	41	18 4
48-8850	Washer - Bevel	22	27 3	51-5350	Cap - Oil Fill	40	6 1
48-9460	Bolt	35	11 1	51-5360	Nut - Cap	40	7 4
48-9460	Screw - Cap Hex. Hd.	17	40 6	51-5370	Gasket	40	8 4
48-9470	Bolt	35	2 7	51-5380	Rocker Cover Assembly	40	9 1
48-9470	Bolt	26	4 2	51-5390	Washer - Sealing	40	15 1
48-9470	Bolt	22	9 2	51-5400	Connector	40	16 1
48-9470	Screw - Cap Hex. Hd.	15	20 2	51-5410	Cover	40	5 1
48-9480	Bolt	35	23 1	51-5420	Gasket - Rocker Cover	40	11 1
48-9490	Bolt	26	11 1	51-5430	Pushrod	41	40 8
48-9510	Nut - Hex.	1	14 1	51-5450	Camshaft	41	35 1
48-9510	Nut - Lock	17	37 2	51-5460	Key - Woodruff	39	1 2
48-9520	Nut - Lock	26	8 2	51-5460	Key - Woodruff	41	38 1
48-9530	Nut - Hex.	27	10 2	51-5470	Plate - Thrust	41	36 1
48-9540	Nut	26	30 1	51-5500	Bushing - Camshaft No. 1	36	2 1
48-9570	Washer - Lock	9	2 2	51-5510	Bushing - Camshaft No. 2	36	3 1
48-9570	Washer - Lock	1	8 15	51-5520	Bushing - Camshaft No. 3	36	4 1
48-9570	Washer - Lock	27	8 4	51-5530	Cap - Sealing	36	6 2
48-9570	Washer - Lock	35	12 2	51-5530	Cap - Sealing	40	12 6
48-9570	Washer - Lock	15	28 10	51-5540	Pin - Dowel, Gear Case	36	7 2
48-9570	Washer - Lock	22	35 1	51-5560	Pipe - Oil	36	15 1
48-9570	Washer - Lock	17	41 6	51-5580	Hanger	36	9 2
48-9570	Washer - Lock	61	42 1	51-5590	Cap - Sealing	36	21 3
48-9580	Washer	15	5 2	51-5600	Cap - Sealing	36	11 3
48-9580	Washer	35	26 1	51-5610	Pin - Dowel	36	20 8
48-9580	Washer	26	35 2	51-5640	Idler Gear Shaft Assembly	36	33 1
48-9590	Washer - Lock	35	7 16	51-5650	Pin - Spring	36	34 1
48-9590	Washer - Lock	15	21 2	51-5670	Cap - Sealing	36	12 2
48-9600	Washer	26	29 1	51-5730	Gasket	36	1 1
49-0170	Kit - Seal	6	* 1	51-5770	Bearing Set Std.	36	30 1
49-2280	Decal - Diesel Fuel	17	11 1	51-5820	Gasket	37	22 1
49-2500	Element - Filter	42	5 1	51-5840	Washer - Sealing	37	29 1
49-2520	Belt	49	17 1	51-5850	Cover	37	27 1
49-2640	Seal - Shaft	53	12 1	51-5860	Gasket	37	26 1
49-2660	Front Plate Assembly	53	15 1	51-5870	Seal	37	25 1
49-2670	Plate - Wear	53	20 1	51-5900	Case - Seal, Oil	39	14 1
49-2680	O-Ring - Molded	53	17 1	51-5910	O-Ring	39	15 1
49-2690	Gasket - Backup	53	19 1	51-5940	Housing - Flywheel	39	21 1
49-2700	Seal - Bearing	53	18 1	51-5950	Stud	49	22 2
51-0880	Tool - Bedknife Screw	67	1 1	51-5970	Nut	49	15 2
51-2060	Washer	22	23 8	51-6010	Cover	39	7 1
51-2070	Nut	22	21 3	51-6020	Gasket	39	8 1
51-4910	Bolt	38	36 2	51-6030	Plug	39	23 1
51-4920	Bolt	38	37 1	51-6100	Gasket - Housing, Flywheel	39	22 1
51-4930	Bolt	38	38 1	51-6180	Pin - Piston	40	22 4
51-4940	Cap - Sealing	40	13 10	51-6190	Ring - Snap	40	18 8
51-4970	Insert - Valve Seat, Exhaust	40	27 4	51-6200	Connecting Rod Assembly	40	20 4
51-4980	Insert - Valve Seat, Inlet	40	28 4	51-6210	Bushing	40	23 4
51-5030	Bolt - Cylinder Head	40	2 5	51-6220	Bolt	40	21 8
51-5040	Bolt - Cylinder Head	40	3 10	51-6230	Nut	40	26 8
51-5050	Connector - Fitting	40	4 1	51-6240	Bearing - Connecting Rod	40	24 8
51-5080	Rocker Shaft Assembly	41	7 2	51-6270	Washer	39	3 1
51-5090	Plug - Expansion	41	6 2	51-6300	Pin - Dowel	39	20 2
51-5100	Spring - Rocker Shaft	41	8 2	51-6310	Pulley - Crankshaft	39	4 1
51-5110	Rocker Assembly	41	16 4	51-6320	Plate - Baffle	39	28 1
51-5120	Bushing - Rocker	41	13 8	51-6330	Plate - Thrust	39	27 1
51-5130	Screw - Adjusting	41	1 8	51-6340	Flywheel Assembly	39	18 1
51-5150	Bracket - Rocker Shaft	41	15 4	51-6350	Gear - Ring	39	19 1
51-5160	Washer	37	5 2	51-6360	Washer - Lock	39	17 2
51-5160	Washer - Flat	41	34 9	51-6370	Bolt - Seal	39	16 4
51-5190	Bolt	41	5 4	51-6390	Washer	37	20 1
51-5200	Rocker Assembly	41	14 4	51-6390	Washer - Spring	49	2 4
51-5210	Nut - Jam	41	2 8	51-6390	Washer - Spring	39	9 7
51-5240	Seal - O-Ring	41	10 2	51-6390	Washer - Spring	38	35 4
51-5250	Pipe - Oil	41	9 1	51-6400	Plate - Thrust	37	19 1
51-5260	Ring - Snap	41	11 4	51-6410	Gear - Camshaft	37	8 1
51-5270	Washer	41	12 4	51-6450	Gear - Crankshaft	37	17 1
51-5280	Cap	41	33 8	51-6480	Cover	36	18 1
51-5290	Keeper - Valve	41	32 16	51-6490	Gasket	36	19 1

*Not Illustrated

TORO PART NUMBER INDEX (Cont.)

Part No.	Description	Pg. Ref. No. No. Qty.	Part No.	Description	Pg. Ref. No. No. Qty.
51-6500	Gasket - Intake Manifold	43 9 2	51-7740	Retaining Ring Assembly	50 1 1
51-6540	Manifold - Inlet	43 21 1	51-7750	Gear Assembly	50 * 1
51-6550	Gasket - Intake Pipe	43 20 1	51-7760	Shaft Assembly	50 23 1
51-6600	Clamp	43 6 2	51-7770	Gear - Pinion	50 22 1
51-6620	Manifold - Exhaust	43 4 1	51-7780	Cover Set	50 21 1
51-6630	Gasket - Exhaust Pipe	43 3 1	51-7790	Packing	50 20 2
51-6660	Gasket - Exhaust Manifold	43 5 1	51-7800	Yoke Assembly	50 19 1
51-6670	Oil Pump Assembly	41 22 1	51-7810	Brush Holder Assembly	50 17 1
51-6680	Gear - Pump Drive	41 20 1	51-7820	Spring - Brush	50 18 4
51-6690	Pin	41 21 1	51-7830	Cover - Rear	50 16 1
51-6700	Oil Pump Rotor Assembly	41 * 1	51-7840	Ring - Rubber	50 15 2
51-6720	Cover - Oil Pump Case	41 26 1	51-7850	Nut Assembly	51 1 1
51-6750	Strainer - Oil	41 30 1	51-7870	Screw - Set	51 4 1
51-6760	Gasket	41 27 1	51-7890	Screw - Set	51 5 1
51-6800	Oil Filter Assembly	42 4 1	51-7910	Rotor Assembly	51 10 1
51-6820	Washer - Gasket	42 7 1	51-7920	Bearing	51 11 1
51-6830	Relief Valve Assembly	42 8 1	51-7930	Stator	51 18 1
51-6870	Gasket	42 6 1	51-7950	Terminal Assembly	51 17 1
51-6880	Bolt - Joint	42 1 2	51-7960	Regulator Assembly	51 16 1
51-6890	Gasket	42 2 4	51-7970	Brush	51 15 2
51-6890	Gasket	40 32 1	51-7980	Spring - Return	51 14 2
51-6900	Pipe - Oil	42 3 1	51-8100	Bearing Set 0.25mm U.S.	36 * 1
51-6910	Nut - Jam	38 5 1	51-8110	Bearing Set 0.50mm U.S.	36 * 1
51-6920	Washer - Spring	38 6 1	51-8120	Bearing Set 0.75mm U.S.	36 * 1
51-6930	Spacer - Water Pump	38 8 1	51-8190	Bearing - Connecting Rod	40 * 8
51-6940	Ring - Retaining	38 9 1	51-8200	Bearing - Connecting Rod	40 * 8
51-6950	Bearing - Ball	38 10 1	51-8210	Bearing - Connecting Rod	40 * 8
51-6960	Key - Woodruff	38 11 1	51-8240	Water Pump Assembly	38 14 1
51-6980	Bearing - Ball	38 13 1	51-8260	Switch - Indicator,	36 13 1
51-7010	Gasket	38 16 1	51-8270	Washer - Sealing	36 23 1
51-7020	Fitting - Grease	38 15 1	51-8280	Bolt	36 24 1
51-7030	Seal Unit	38 18 1	51-8310	Bolt	37 12 1
51-7050	Cover	38 20 1	51-8390	Shim - 1.05mm	44 * A/R
51-7080	Gasket	38 34 1	51-8400	Shim - 1.10mm	44 * A/R
51-7130	Pulley - Water Pump	38 7 1	51-8410	Shim - 1.15mm	44 * A/R
51-7160	Elbow Assembly	38 40 1	51-8420	Shim - 1.20mm	44 * A/R
51-7170	Pipe	43 8 1	51-8430	Shim - 1.25mm	44 * A/R
51-7170	Pipe	38 30 1	51-8440	Shim - 1.30mm	44 * A/R
51-7190	Hose - Rubber	43 7 1	51-8450	Shim - 1.35mm	44 * A/R
51-7200	Clamp - Hose	38 31 2	51-8460	Shim - 1.40mm	44 * A/R
51-7210	Gasket	38 25 2	51-8470	Shim - 1.45mm	44 * A/R
51-7220	Gasket	38 24 1	51-8480	Shim - 1.50mm	44 * A/R
51-7230	Thermostat	38 23 1	51-8490	Shim - 1.55mm	44 * A/R
51-7250	Washer	44 3 2	51-8500	Shim - 1.60mm	44 * A/R
51-7250	Washer	36 5 5	51-8510	Shim - 1.65mm	44 * A/R
51-7250	Washer - Spring	37 2 13	51-8520	Shim - 1.70mm	44 *12 A/R
51-7250	Washer - Spring	38 2 2	51-8530	Shim - 1.75mm	44 * A/R
51-7250	Washer - Spring	43 2 12	51-8540	Shim - 1.80mm	44 * A/R
51-7250	Washer - Spring	41 3 11	51-8550	Shim - 1.85mm	44 * A/R
51-7250	Washer - Spring	39 6 2	51-8560	Shim - 1.90mm	44 * A/R
51-7250	Washer - Spring	49 6 1	51-8570	Shim - 1.95mm	44 * A/R
51-7250	Washer - Spring	42 13 19	51-8580	Plate - Adjusting	49 4 1
51-7250	Washer - Spring	45 33 3	51-8590	Washer - Flat	49 5 1
51-7400	Washer - Spring	39 11 8	51-8600	Bracket - Alternator	49 8 1
51-7400	Washer - Spring	44 24 2	51-8610	Washer - Spring	49 18 2
51-7400	Washer - Spring	41 28 4	51-8620	Bolt	49 19 1
51-7490	Shim - 1.0mm	44 12 A/R	51-8630	Bolt	49 20 1
51-7590	Motor - Starter	49 16 1	51-8640	Bolt	49 1 2
51-7600	Screw - Set	50 4 1	51-8650	Plate - Connection	49 9 1
51-7610	Packing	50 5 2	51-8660	Plug - Glow	49 13 4
51-7620	Front Cover Assembly	50 6 1	52-6180	Washer	26 6 A/R
51-7630	Seal - Oil	50 24 1	52-6430	Washer	9 36 2
51-7640	Lever Assembly	50 7 1	52-6430	Washer	11 54 6
51-7650	Spring Assembly	50 8 1	52-9230	Ring - Retaining	6 2 1
51-7660	Center Bracket Assembly	50 9 1	52-9240	Bushing - Seal Gland	6 3 1
51-7670	Solenoid	50 10 1	52-9250	Kit - Bearing, Needle	6 * 1
51-7680	Armature Assembly	50 12 1	52-9260	Screw - Set	6 28 1
51-7690	Bearing	50 11 1	52-9270	Seat - Check Ball	6 26 1
51-7700	Bearing	50 13 1	52-9280	Ball - Check	6 24 1
51-7710	Bolt Set	50 14 1	52-9290	Retainer - Ball, Check	6 23 1
51-7720	Clutch Shaft Assembly	50 * 1	52-9590	Latch	20 27 4
51-7730	Pinion Gear Assembly	50 2 1	52-9590	Latch	21 32 4

*Not Illustrated

TORO PART NUMBER INDEX (Cont.)

3316-446

Part No.	Description	Pg. No.	Ref. No.	Qty.	Part No.	Description	Pg. No.	Ref. No.	Qty.
53-5940	Bolt	27	44	1	58-4880	Tube Assembly	59	32	1
53-6070	Brake - Parking	9	3	1	58-4880	Tube Assembly	60	32	1
55-4330	Arm Rest - L.H.	16	14	1	58-4950	Tube Assembly	61	31	1
55-4331	Arm Rest - R.H.	16	*	1	58-4950	Tube Assembly	62	31	1
56-3850	Screw - Mach. Hex. Hd.	16	13	4	58-4960	Tube Assembly	61	8	1
56-3880	Washer	16	31	2	58-4960	Tube Assembly	62	8	1
56-3890	Nut	16	30	1	58-4970	Tube Assembly	61	9	1
56-3940	Washer	16	40	1	58-4970	Tube Assembly	62	9	1
56-4150	Grip - Handle	16	6	1	58-4980	Tube Assembly	61	35	1
56-4170	Clevis - Threaded	16	29	1	58-4980	Tube Assembly	62	35	1
58-0070	Disc - Brake	29	9	1	58-4990	Tube Assembly	61	29	1
58-0110	Bracket	29	32	2	58-4990	Tube Assembly	62	29	1
58-0400	Shroud - Front	2	45	1	58-5000	Tube Assembly	61	13	1
58-0500	Cover	4	19	1	58-5000	Tube Assembly	62	13	1
58-0660	Foot - Front	35	8	1	58-5020	Tube Assembly	61	14	1
58-0800	Lever - Neutral Lock	2	36	1	58-5020	Tube Assembly	62	14	1
58-0980	Fender - LH	7	25	1	58-5030	Tube Assembly	61	34	1
58-1480	Pin - Cotter	10	22	8	58-5030	Tube Assembly	62	34	1
58-1510	Shaft	10	34	1	58-5040	Tube Assembly	62	15	1
58-1520	Pin - Pivot	10	6	1	58-5040	Tube Assembly	61	15	1
58-1530	Coupling	11	53	1	58-5050	Tube Assembly	61	33	1
58-1540	Spacer	11	59	4	58-5050	Tube Assembly	62	33	1
58-1560	Link	10	50	6	58-5060	Tube Assembly	61	12	1
58-1570	Link	10	21	2	58-5060	Tube Assembly	62	12	1
58-1580	Seat Frame Assembly	15	30	1	58-5070	Tube Assembly	61	30	1
58-1640	Pin - Seat Pivot	15	25	1	58-5070	Tube Assembly	62	30	1
58-1650	Rod - Seat	15	9	1	58-5100	Washer	1	22	2
58-1750	Panel - Access	7	37	1	58-5100	Washer	35	27	2
58-1970	Hinge - LH	17	5	1	58-5330	Spacer - Hinge	17	4	A/R
58-1980	Hinge - RH	17	*	1	58-5350	Spacer - Hinge	17	*	A/R
58-2040	Indicator - Glow Plug	8	17	1	58-5380	Latch - Draw	17	22	2
58-2150	Manifold	10	40	1	58-5420	Cap - Radiator	18	9	1
58-2170	Bar	9	17	1	58-5430	Motor - Wheel	29	12	2
58-2270	Rod Assembly	9	24	1	58-5460	Valve - Shut-Off	27	2	2
58-2300	Link - Brake	29	37	4	58-5460	Valve - Shutoff	24	5	1
58-2720	Pin - Cylinder Mount	23	14	2	58-5490	Valve - Flow Control	11	56	1
58-2720	Pin - Pivot	27	40	3	58-5491	Valve - Flow Control	11	*	1
58-2800	Bushing	22	1	4	58-5520	Valve	10	28	1
58-2810	Rod	22	3	2	58-5530	Drive Hub Assembly	29	*	2
58-3570	Spring - Compression	27	46	2	58-5540	Cooler - Hydraulic Oil	18	11	1
58-3590	Dowel	35	15	2	58-5570	Tire (Used on Model 03703)	32	*	2
58-3780	Spacer	29	28	8	58-5590	Rim (Used on Model 03703)	32	*	2
58-3800	Lever	22	20	1	58-5600	Tire (Model 03703)	29	*	2
58-3810	Pin - Clevis	10	49	3	58-5610	Rim	29	24	2
58-3830	Pin - Clevis	10	16	5	58-5620	Tube - Inner	29	25	2
58-3840	Cable - Pos. Battery	64	16	1	58-5650	Pump - Gear	52	28	1
58-3850	Cable - Neg. Battery	64	15	1	58-5660	Pump - Piston	52	26	1
58-3880	Clamp	57	9	3	58-5690	Tube Assembly	57	14	2
58-3880	Clamp - Tube	59	15	5	58-5690	Tube Assembly	58	14	2
58-3910	Pin - Hinge	17	9	2	58-5710	Hose Assembly	59	11	1
58-3930	Bushing - Flange	17	3	2	58-5710	Hose Assembly	60	11	1
58-4310	Ring	1	21	2	58-5720	Hose Assembly	57	33	1
58-4380	Pin - Pivot	26	15	2	58-5720	Hose Assembly	58	33	1
58-4380	Pin - Pivot	27	26	3	58-5730	Hose Assembly	61	10	1
58-4450	Lever	10	18	1	58-5730	Hose Assembly	62	10	1
58-4460	Clevis	10	20	1	58-5740	Hose Assembly	61	27	1
58-4710	Tube Assembly	57	48	1	58-5740	Hose Assembly	62	27	1
58-4710	Tube Assembly	58	48	1	58-5750	Hose Assembly	61	18	1
58-4750	Tube Assembly	59	5	1	58-5750	Hose Assembly	62	18	1
58-4750	Tube Assembly	60	5	1	58-5760	Hose Assembly	61	39	1
58-4760	Tube Assembly	59	31	1	58-5760	Hose Assembly	62	39	1
58-4760	Tube Assembly	60	31	1	58-5780	Hose Assembly	61	16	4
58-4780	Tube Assembly	59	9	1	58-5780	Hose Assembly	62	16	4
58-4780	Tube Assembly	60	9	1	58-5790	Hose Assembly	61	11	2
58-4790	Tube Assembly	57	25	1	58-5790	Hose Assembly	62	11	2
58-4790	Tube Assembly	58	25	1	58-5800	Hose Assembly	59	35	1
58-4850	Tube Assembly	59	20	1	58-5800	Hose Assembly	60	35	1
58-4850	Tube Assembly	60	20	1	58-5820	Hose Assembly	59	23	1
58-4860	Tube Assembly	57	27	1	58-5820	Hose Assembly	60	23	1
58-4860	Tube Assembly	58	27	1	58-5830	Hose Assembly	59	30	1
58-4870	Tube Assembly	59	34	1	58-5830	Hose Assembly	60	30	1
58-4870	Tube Assembly	60	34	1	58-5840	Hose Assembly	59	19	1

*Not Illustrated

TORO PART NUMBER INDEX (Cont.)

Part No.	Description	Pg. Ref. No. No. Qty.	Part No.	Description	Pg. Ref. No. No. Qty.
58-5840	Hose Assembly	60 19 1	58-9160	Drain Plug Assembly	7 47 1
58-5850	Hose Assembly	59 29 2	58-9210	Cam	27 42 2
58-5850	Hose Assembly	60 29 2	58-9580	Foot Rest	1 1 1
58-5860	Hose Assembly	57 1 2	58-9630	Sleeve - Protector	27 48 2
58-5860	Hose Assembly	58 1 2	58-9830	Plate - Seat	15 31 1
58-5870	Hose Assembly	57 34 1	59-81 20	O-Ring	12 33 1
58-5870	Hose Assembly	58 34 1	59-6730	Race - Bearing	6 6 2
58-5910	Decal - Tire Pressure	22 17 2	59-6740	Bearing - Needle, Thrust	6 7 1
58-5940	Sight Glass	7 21 1	59-6820	Kit - Centering Spring	6 10 1
58-5960	Column - Steering	4 4 1	59-6830	Kit - Pin, Centering	6 19 1
58-6290	Poppet Assembly	13 33 3	59-6860	Drive	6 14 1
58-6310	Spacer	13 26 3	59-6870	Gerotor	6 15 1
58-6320	Wiper - Seal	13 38 3	59-6890	Cap - End	6 16 1
58-6330	Seat Assembly	13 35 3	59-6900	Screw - Cap	6 18 7
58-6340	O-Ring	13 36 3	59-7130	Knob	10 33 1
58-6350	Plug Assembly	13 11 3	59-7140	Bumper	24 9 1
58-6370	Washer - Backup	13 10 6	59-7140	Bumper	27 47 2
58-6370	Washer - Backup	14 15 1	59-7190	Sleeve - Protective	61 5 4
58-6380	Assembly - Plug	13 30 3	59-7200	Sleeve - Protective	61 32 1
58-6400	Bushing	13 23 3	59-7220	Switch - Glow Plug	8 14 1
58-6410	Spring	13 31 3	59-7240	Throttle Assembly	9 4 1
58-6420	Assembly - Cap	13 28 3	59-7260	Sleeve - Protective	61 6 2
58-6440	Poppet	13 20 1	59-7280	Foot Pad - Traction	3 1 1
58-6450	O-Ring	13 22 6	59-7290	Decal - Hyd. Fill	7 20 1
58-6460	Ring - Retaining	13 27 3	59-7410	Fitting - Diagnostic	7 9 5
58-6470	Washer	13 16 A/R	59-7410	Fitting - Diagnostic	11 62 1
58-6480	Washer	13 17 A/R	59-7580	Nut	56 1 8
58-6490	Washer	13 18 A/R	59-7590	Washer - Lock	56 2 8
58-6510	Foot Pad - R.H.	3 2 1	59-7600	Plug Assembly	14 1 2
58-6520	Decal - Grease	22 16 3	59-7610	O-Ring	14 2 2
58-6520	Decal - Grease	23 21 1	59-7640	O-Ring	14 5 1
58-6520	Decal - Grease	33 48 2	59-7650	O-Ring	14 6 1
58-6530	Decal - Hydraulic Oil	15 23 1	59-7670	Metering Stem	14 8 1
58-6540	Decal - Operator Warning	7 32 1	59-7680	Pin - Groove	14 9 1
58-6560	Panel - Side, Control	9 30 1	59-7690	Shim	14 10 A/R
58-6580	Fitting	7 11 5	59-7700	Shim	14 11 A/R
58-6620	Foot Pad - L.H.	3 8 1	59-7710	Shim	14 12 A/R
58-6630	Foot Pad - Center	3 5 1	59-7720	Shim	14 13 A/R
58-6670	Hose Assembly	59 27 1	59-7740	Plug - Metering	14 16 1
58-6670	Hose Assembly	60 27 1	59-7750	Shim	14 17 A/R
58-6680	Panel - Test Ports	7 6 1	59-7760	Shim	14 18 A/R
58-6700	Washer	13 24 3	59-7770	Spring	14 19 1
58-6710	Plug Assembly	13 6 3	59-7780	O-Ring	25 7 2
58-6720	O-Ring	13 7 3	59-7780	O-Ring	14 14 1
58-6730	Spring	13 25 3	59-7780	O-Ring	12 32 1
58-6750	O-Ring	13 15 1	59-7810	Circlip	25 1 2
58-6760	Spring	13 3 3	59-7820	Washer	25 2 2
58-6770	Detent Plunger	13 4 3	59-7840	Spring	25 4 1
58-6780	Plug Assembly	13 1 3	59-7850	Wiper	25 5 2
58-6790	O-Ring	13 5 3	59-7860	Backup Washer	25 6 2
58-6820	Gasket	15 22 1	59-7860	Washer - Backup	12 6 1
58-6860	Connector	64 28 1	59-7890	Seal Kit	25 * 1
58-6940	Decal - Coolant Only	17 1 1	59-7910	Grommet	10 35 1
58-7030	Cable - Brake	9 13 1	59-7930	Decal	67 2 1
58-7070	Spacer	17 23 2	59-7950	Switch - Cold Start	40 10 1
58-7190	Spring	10 12 1	59-7960	Decal - Latch	3 6 1
58-7270	Bar - Clamp	3 13 1	59-7970	Stud	56 3 8
58-7390	Foot Rest Assembly	3 4 1	59-7990	Seal - Gland	56 5 2
58-7730	Tube Assembly	59 7 1	59-8040	Spring	12 29 1
58-7730	Tube Assembly	60 7 1	59-8050	Spring - Detent	12 10 2
58-7740	Tube Assembly	61 38 1	59-8060	Plug - Detent	12 9 1
58-7740	Tube Assembly	62 38 1	59-8070	Washer - Lock	12 23 2
58-7750	Tube Assembly	57 38 1	59-8080	Washer - Deep	12 30 1
58-7750	Tube Assembly	58 38 1	59-8100	Washer - Shallow	12 27 1
58-7760	Tube Assembly	57 40 1	59-8140	O-Ring	12 3 1
58-7760	Tube Assembly	58 40 1	59-8150	Pawl - Detent	12 11 3
58-7770	Tube Assembly	57 39 1	59-8160	Plug	12 4 1
58-7770	Tube Assembly	58 39 1	59-8170	Washer - Wire	12 28 1
58-7780	Tube Assembly	57 37 1	59-8180	Washer	12 31 1
58-7780	Tube Assembly	58 37 1	59-8190	Wiper	12 34 1
58-7800	Lever Pump	1 28 1	59-8230	Plug	12 16 1
58-9010	Block	1 24 1	59-8250	Kit - Seal	12 * 1

*Not Illustrated

TORO PART NUMBER INDEX (Cont.)

3316-446

Part No.	Description	Pg. No.	Ref. No.	Qty.	Part No.	Description	Pg. No.	Ref. No.	Qty.
59-8260	O-Ring	30	6	1	60-2110	Pin - Roll	1	5	5
59-8270	Back Plate Assembly	30	5	1	60-2110	Pin - Roll	22	25	8
59-8280	Screw - Cap Hex. Hd.	30	2	3	60-2110	Pin - Spirol	10	36	2
59-8290	Screw - Cap Hex. Hd.	30	1	3	60-2140	Spring	9	23	2
59-8300	Housing Assembly	30	17	1	60-2160	Wire - Retaining	15	3	1
59-8320	Ring - Retaining	65	12	1	60-2170	Screw - Pan Hd.	8	21	2
59-8320	Ring - Retaining	66	12	1	60-2180	Fitting - Tee	59	22	1
59-8340	Rotating Assembly	30	19	1	60-2780	Tube - Drain	45	38	1
59-8350	Camplate Assembly	30	18	1	60-3060	Washer	47	2	8
59-8360	Shaft - Drive	30	10	1	60-3060	Washer	46	12	1
59-8370	Seal - Shaft	30	11	1	60-3070	Valve - Pressure	47	1	1
59-8380	Key	30	8	1	60-3090	Banjo	47	3	4
59-8390	Kit - Seal Repair	30	*	1	60-3100	Valve - Pressure	47	9	1
59-8420	O-Ring	65	5	2	60-3110	Washer	47	10	1
59-8420	O-Ring	66	5	2	60-3120	Nut	47	7	4
59-8440	Decal - Warning	18	10	1	60-3130	Plate - Clamping	47	8	1
59-8470	Retainer - Seal	56	6	2	60-3140	Spring	47	12	1
59-8500	Drive Gear - Spline	56	10	1	60-3140	Spring	46	15	1
59-8540	Coupling	56	14	1	60-3150	Ring - Sealing	47	13	1
59-8550	O-Ring	52	10	1	60-3150	Sealing Ring	46	14	1
59-8570	Seal - Shaft	56	17	1	60-3160	Solenoid	47	11	1
59-8580	Ring - Retaining	56	18	1	60-3160	Solenoid	46	13	1
59-8590	Seal - Shaft	56	9	1	60-3250	Washer - Rubber	26	7	1
59-8600	Driven Gear	56	11	1	60-3260	Screw	4	10	1
60-0050	Spring	15	24	1	60-3340	Hose Assembly	61	36	1
60-0080	Bushing - Flanged	27	43	2	60-3340	Hose Assembly	62	36	1
60-0090	Pin - #1 Lift Arm Pivot	27	17	1	60-3380	Bearing	30	16	1
60-0090	Pin - Lift Arm, Pivot	23	17	2	60-3520	O-Ring	52	27	1
60-0100	Pin - #4 & 5 Lift Arm Pivot	27	21	2	60-3530	Bolt	52	33	2
60-0160	Pin - Roller Rear	22	24	2	60-3540	Washer	52	32	2
60-0190	Retainer	23	20	1	60-3590	Bearing	30	7	1
60-0190	Retainer - #1 & 4 Pivot Pin	27	18	1	60-3610	Ring - Snap	28	6	1
60-0300	Rod	24	11	1	60-3620	Seal	28	5	1
60-0440	A-Frame	26	10	1	60-3630	Wiper	28	4	1
60-0550	Bushing	10	23	1	60-3650	Washer	28	2	1
60-0600	Bracket	2	47	1	60-3660	Screw - Bleed	28	1	1
60-0670	Spring - Compression	23	11	2	60-3670	Pin - Roll	32	41	1
60-0730	Bracket - Lock, Neutral	2	35	1	60-3680	Hose - Overflow	18	6	1
60-0760	Clevis	2	42	1	60-3720	Pin - Roll	22	2	2
60-0790	Grommet	4	27	1	60-3780	Kit - Seal	13	*	1
60-0930	Clip	18	5	2	60-3800	Coupling	31	1	1
60-0930	Clip	64	5	3	60-3810	Shaft - Input	31	2	1
60-1010	Lug - Angle	35	22	1	60-3820	Spindle	31	3	1
60-1050	Bracket	27	15	2	60-3830	Seal - Oil	31	4	1
60-1110	Bushing	2	48	2	60-3840	Cone - Bearing	31	5	1
60-1130	Lever	1	10	1	60-3850	Cup - Bearing	31	6	2
60-1240	Spring	22	6	2	60-3860	Bolt - Wheel	31	7	9
60-1250	Hose Assembly	57	19	1	60-3870	Hub	31	8	1
60-1250	Hose Assembly	58	19	1	60-3880	Cone - Bearing	31	9	1
60-1250	Hose Assembly	61	41	2	60-3890	Bolt - Hex. Hd.	31	10	6
60-1250	Hose Assembly	62	41	2	60-3900	Gear - Ring	31	24	1
60-1280	Pin - Roll	27	27	3	60-3910	Washer - Flat	31	11	6
60-1280	Pin - Roll	26	14	2	60-3930	Ring - Retaining	31	29	1
60-1340	Rod - Push RH	27	45	1	60-3940	Washer	31	26	2
60-1350	Rod - Push LH	27	*	1	60-3950	Spring - Disengage	31	27	1
60-1360	Clamp	57	24	1	60-3960	Primary Carrier Assembly	31	15	1
60-1360	Clamp - Tube	59	36	3	60-3970	Gear - Primary Sun	31	13	1
60-1630	Hose Assembly	59	25	1	60-3980	Washer - Thrust	31	12	1
60-1630	Hose Assembly	60	25	1	60-3990	Washer - Thrust	31	23	1
60-1640	Retainer - #5 Pivot Pin	27	*	1	60-4000	Secondary Carrier Assembly	31	20	1
60-1740	Nut - Spring	29	36	4	60-4010	Plunger - Disengage	31	22	1
60-1750	Lever - R.H.	23	3	1	60-4020	O-Ring	31	21	1
60-1780	Lever - L.H.	23	8	1	60-4030	Bolt - Hex Hd.	31	17	8
60-1820	Shaft - Pivot	23	6	1	60-4040	Plug - Pipe	31	16	1
60-1900	Tube Assembly	57	8	1	60-4050	Cover - Large	31	19	1
60-1900	Tube Assembly	58	8	1	60-4060	Cover - Disengage	31	18	1
60-1990	Bushing - Flange	23	4	2	60-4070	Bolt - Hex. Hd.	31	14	2
60-2000	Pin - Dowel	23	2	6	60-4120	Pin - Tow Bar	67	7	1
60-2010	Sleeve - Protective	57	10	1	60-4150	Pin - Retaining	67	3	1
60-2020	Shield - Heat	7	40	1	60-4190	Grass Shield - L.H.	22	30	1
60-2080	Clamp - Hose	61	25	1	60-4200	Grass Shield - R.H.	22	31	1
60-2080	Clamp - Hose	22	34	1	60-4480	Shackle Assembly	67	8	1

*Not Illustrated

TORO PART NUMBER INDEX (Cont.)

Part No.	Description	Pg. Ref.		Part No.	Description	Pg. Ref.			
		No.	Qty.			No.	Qty.		
60-4540	Bolt	35	14	1	60-6230	Screw - Cap Hex. Hd.	54	1	2
60-4550	Switch - Micro	12	19	1	60-6240	Washer	54	27	1
60-5000	Bracket	44	1	1	60-6250	Washer	54	17	2
60-5010	Fuel Filter Assembly	44	2	1	60-6260	Ring - Retaining	54	25	1
60-5020	Clip	44	27	4	60-6270	Ring - Retaining	54	28	2
60-5030	Wrap - Spiral	44	5	2	60-6300	Seal - Shaft	54	26	1
60-5040	Hose - Fuel Feed	45	37	1	60-6310	Key	54	13	1
60-5070	Pipe - Fuel	45	30	1	60-6320	Key	54	35	1
60-5090	Clamp - Lower	44	18	2	60-6330	Screw	54	24	4
60-5100	Injection Pump Assembly	45	31	1	60-6340	Kit - Bleed-Off Valve	55	*	1
60-5150	Hose - Rubber	44	20	1	60-6350	Gerotor Gear Assembly	54	7	1
60-5160	Clip	44	21	3	60-6360	Kit - Charge Relief Spring	55	*	1
60-5170	Connector	44	22	1	60-6370	Pin - Dowel	54	11	2
60-5180	Clip	44	26	1	60-6400	Kit - Seal	55	*	1
60-5210	Clamp - Upper	44	23	2	60-6440	Eyelet	13	32	3
60-5220	Nut	39	2	1	60-6450	Disc	13	2	A/R
60-5330	Pulley Assembly	51	2	1	60-6540	Bolt	1	25	1
60-5340	Front Cover Assembly	51	7	1	60-6650	Bolt	11	60	2
60-5350	Bearing	51	8	1	60-6650	Screw - Cap Hex. Hd.	59	16	2
60-5421	Alternator	49	3	1	60-6660	Nut - Hex	22	7	2
60-5430	O-Ring	49	14	1	60-6740	Washer	2	38	3
60-5450	Plug - Air	48	3	1	60-6780	Bolt	37	28	4
60-5470	Filter Element Assembly	48	4	1	60-6870	Bolt	22	18	3
60-5480	Sensor - Water	48	6	1	60-6870	Bolt	35	21	4
60-5490	Kit - Drain Plug	48	8	1	60-6990	Washer	29	19	18
60-5580	Switch - Temperature	15	19	1	60-6990	Washer	1	29	1
60-5590	Switch - Temp.	38	21	1	60-7040	Bolt	43	10	2
60-5650	Sleeve - Protective	61	24	1	60-7050	Bolt	44	4	2
60-5660	Sleeve - Protective	61	26	1	60-7050	Bolt	37	7	8
60-5690	Clip - Safety	10	5	3	60-7060	O-Ring	37	6	1
60-5700	Spring	1	23	2	60-7110	Bolt	39	5	2
60-5710	Plug	53	6	1	60-7110	Bolt	42	12	16
60-5720	O-Ring	53	2	2	60-7110	Bolt	36	17	2
60-5720	O-Ring	13	9	6	60-7110	Bolt	41	37	2
60-5730	Disc	53	8	A/R	60-7110	Bolt	38	46	2
60-5740	Body Assembly	53	21	1	60-7120	Nut	45	32	3
60-5760	Pin - Dowel	53	4	4	60-7180	Bolt	37	1	1
60-5770	Idle Gear Assembly	53	10	1	60-7190	Gasket	45	35	1
60-5780	Drive Gear Assembly	53	7	1	60-7200	Plate - Flange	37	11	1
60-5820	Spring	53	9	1	60-7210	Bolt	37	21	1
60-5860	Plug	53	1	1	60-7260	Nut - Hex	46	11	1
60-5890	Washer	53	13	1	60-7280	Bolt	43	1	8
60-5890	Washer - Backup	65	14	1	60-7280	Bolt	36	16	2
60-5890	Washer - Backup	66	14	1	60-7290	Bolt	44	25	2
60-5900	Kit - Seal Repair	53	*	1	60-7290	Bolt	41	29	4
60-5910	Kit - Repair, Back Plate	53	*	1	60-7300	Bolt	43	11	2
60-5950	Washer - Backup	14	7	1	60-7310	Bolt	36	35	1
60-5950	Washer - Backup	55	46	2	60-7360	Bolt	42	19	1
60-5980	O-Ring	54	33	2	60-7370	Bolt	41	4	5
60-5990	Race - Inner	54	20	1	60-7370	Bolt	49	7	1
60-6000	Housing Assembly	54	19	1	60-7370	Bolt	42	17	2
60-6010	Cover - Trunion	54	23	1	60-7430	Oil Seal Assembly	39	13	1
60-6020	Camplate	54	14	1	60-7480	Bolt	39	10	7
60-6030	Rotating Kit Assembly	54	12	1	60-7490	Bolt	39	12	8
60-6040	Back Plate Assembly	54	9	1	61-3610	Decal	26	32	2
60-6050	Bearing	55	48	1	61-3610	Decal	27	52	3
60-6060	Cartridge	54	37	1	62-2610	Strainer	15	16	1
60-6070	Poppet	54	40	1	62-6290	Decal - Lift Lever	7	26	1
60-6080	O-Ring	54	38	1	62-6300	Sleeve Assembly	19	10	1
60-6090	Spring	54	39	1	62-6320	Screw - Brass	38	33	1
60-6110	Bearing - Needle	54	18	2	62-6370	Kit - Seal	28	*	1
60-6120	Cover - Seal	54	15	1	62-6400	Drive Hub Assembly	29	21	2
60-6130	Gasket - Housing	54	10	1	62-6410	Primary Carrier Assembly	31	*	1
60-6140	Shaft - Drive	54	31	1	62-6420	Secondary Carrier Assembly	31	*	1
60-6150	Bearing	55	47	1	62-6430	Gear - Primary Sun	31	*	1
60-6160	Race - Thrust	54	29	2	62-6440	Foot Pad	3	3	1
60-6170	Bearing - Needle, Thrust	54	30	1	62-6450	Kit - Retaining Ring	31	28	1
60-6180	O-Ring	54	5	1	62-6460	Tube - RW Sealant	31	*	1
60-6190	O-Ring	54	21	1	62-7400	Decal - Toro	2	46	1
60-6200	Charge Pump Adptr. Assy.	54	2	1	62-7650	Gasket - Fuel Sender	20	9	1
60-6210	Cover - O-Ring	54	22	1	62-7650	Gasket - Fuel Sender	21	9	1
60-6220	Screw - Cap Hex. Hd.	54	36	2	63-4380	Decal - Instruction	67	2	2

*Not Illustrated

TORO PART NUMBER INDEX (Cont.)

3316-446

Part No.	Description	Pg. No.	Ref. No.	Qty.	Part No.	Description	Pg. No.	Ref. No.	Qty.
63-4390	Bearing - Needle	54	6	1	66-6140	Decal - TORO	20	16	1
63-4440	O-Ring	12	5	1	66-6140	Decal - TORO	21	21	1
63-4480	Tire (Model 03702)	29	26	2	68-6030	Bolt	38	26	2
63-4510	Spring	12	15	1	68-6040	Bracket - Latch	17	26	2
63-4520	Kit - Seal	14	*	1	68-6150	Breather	7	15	1
63-4530	Decal - Ground Speed	4	*	1	68-6230	Tube Kit	59	6	1
63-4540	Decal - Ground Speed	4	20	1	68-6230	Tube Kit	60	6	1
63-4560	Spring	46	2	1	68-6270	Tube Kit	59	21	1
63-4570	Lever	46	3	1	68-6270	Tube Kit	60	21	1
63-4580	Nut	46	4	2	68-6310	Tube Kit	57	29	1
63-4590	Screw - Vent	46	5	1	68-6310	Tube Kit	58	29	1
63-4600	Body - Screw Vent	46	6	1	68-6340	Tube Kit	58	30	1
63-4610	Washer	46	7	3	68-6340	Tube Kit	57	30	1
63-4620	Washer	46	8	4	68-6370	Tube Kit	59	13	1
63-4630	Key	46	9	1	68-6370	Tube Kit	60	13	1
63-4640	Washer - Lock	46	10	1	68-6400	Oil Pan Assembly	42	15	1
63-4650	Washer	47	6	2	68-6410	Gasket	42	9	1
63-4660	Washer	47	5	4	68-6420	Plug	42	11	1
63-4670	Valve - Pressure	47	4	2	68-6430	Gasket	42	10	1
63-4680	Tube Assembly	59	8	1	68-6440	Dipstick	42	14	1
63-4680	Tube Assembly	60	8	1	68-6460	Kit - Relief Valve	54	32	2
63-4690	Bracket - Valve	11	67	1	68-6480	Bushing	26	2	4
63-4700	Valve - Flow Regulator	11	72	1	68-6480	Bushing	27	23	6
63-4701	Valve - Flow Regulator	11	*	1	68-7575	Strip - Sealing	18	12	3
63-4710	Tube Assembly	61	37	1	68-7810	Panel - Lining	7	48	1
63-4710	Tube Assembly	62	37	1	68-7840	Strip - Foam	7	33	1
63-4740	Bolt - Cylinder Head	40	33	2	68-7850	Strip - Foam	15	26	1
63-4780	Valve - Relief	12	8	1	68-8080	Wheel - Steering	4	3	1
63-4800	Valve - Control	10	9	1	69-1830	Plug Assembly	13	14	1
63-4820	Detent - Block	12	25	1	69-1940	Indicator - Electrical	43	12	1
63-4830	Screw - Cap Hd.	12	22	2	69-2960	Hub - Wheel, Rear	32	9	2
63-4840	Spool - Screw	12	26	1	69-2970	Cap - Hub	32	16	2
63-4850	Plunger	12	18	1	69-2980	Seal - Inner	32	22	2
63-4860	Circlip	12	14	1	69-2990	Screw - Drive	32	8	10
63-7430	Gauge - Temperature	8	5	1	69-4780	Clamp - Gauge	5	15	2
63-7590	Relay	5	10	1	69-6470	Bushing - Flange	32	5	4
63-7640	Sender - Fuel	20	8	1	69-7360	Spindle - Wheel RH	33	47	1
63-8360	Key - Ignition	8	8	2	69-7370	Spindle - Wheel LH	32	7	1
63-8410	Washer - Flat	20	25	2	69-8890	Cap - Spindle	32	2	2
63-8410	Washer - Flat	21	30	2	69-9550	Plate - Pump Adapter	35	17	1
63-9920	Decal	4	24	1	69-9810	Joint - Ball	33	45	1
65-5870	Tube - Manual	15	11	1	69-9880	Tire (Used on Model 03702)	32	12	2
65-5890	Cap - Tube	15	8	2	70-1240	Plug Assembly	54	3	2
66-2940	Gauge - Fuel	8	6	1	70-5040	Hose - By-Pass	38	32	1
66-2950	Hourmeter	8	7	1	70-8290	Washer - Sealing	6	17	7
66-3160	Bolt	2	44	11	71-4040	Assembly - Filler Cap	15	12	1
66-3160	Screw - Cap Hex. Hd.	15	2	6	71-4200	Cluster - Warning Lights	5	2	1
66-5410	Orifice	10	41	1	71-4210	Cluster - Warning Lights	5	1	1
66-5420	Sleeve	12	17	1	72-0130	Button - Horn	4	1	1
66-5430	Screw - Machine	12	21	2	72-0140	Gasket	44	6	4
66-5440	Nut - Lock	12	12	2	72-0150	Nozzle Assembly	44	*	4
66-5580	Kit - Seal Repair	11	*	1	72-0160	Nozzle Tip Assembly	44	7	4
66-5590	Kit - Seal	11	*	1	72-0170	Pipe - Injector No. 1	45	29	1
66-5690	Kit - Seal Repair	65	*	1	72-0180	Pipe - Injector No. 2	44	16	1
66-5690	Kit - Seal Repair	66	*	1	72-0190	Pipe - Injector No.3	44	28	1
66-5700	Reel Motor Assembly	65	*	1	72-0200	Pipe - Injector No. 4	44	19	1
66-5700	Reel Motor Assembly	66	*	1	72-0210	Pipe - Fuel Leak-Off	44	17	1
66-5710	Seal - Shaft	65	13	1	72-0270	Nut - Retaining	44	8	4
66-5710	Seal - Shaft	66	13	1	72-0280	Spacer	44	9	4
66-5720	Housing/Bushings Assembly	65	1	1	72-0290	Pin - Pressure	44	10	4
66-5730	Plate & Bushings Assembly	65	8	1	72-0300	Spring - Pressure	44	11	4
66-5730	Plate & Bushings Assembly	66	8	1	72-0310	Nut	44	15	4
66-5740	Body	65	6	1	72-0320	Nozzle - Body	44	13	4
66-5740	Body	66	6	1	72-0330	Packing	44	14	4
66-5750	Gear - Idler	65	2	1	72-9760	Switch - Override	8	19	1
66-5750	Gear - Idler	66	2	1	74-2710	Clamp - Split	61	22	4
66-5760	Gear - Drive	65	3	1	74-2720	Valve - Steering	4	6	1
66-5760	Gear - Drive	66	3	1	74-2730	Spacer	61	44	4
66-5770	Screw - Cap Soc. Hd.	65	9	8	74-2750	Retainer	61	21	2
66-5770	Screw - Cap Soc. Hd.	66	9	8	74-2780	Tube Assembly	57	32	1
66-5840	Kit - Seal Repair	30	*	1	74-2780	Tube Assembly	58	32	1
66-5860	Adapter - 45°	11	55	1	74-2790	Tube Assembly	57	36	1

*Not Illustrated

TORO PART NUMBER INDEX (Cont.)

Part No.	Description	Pg. Ref.		Part No.	Description	Pg. Ref.			
		No.	Qty.			No.	Qty.		
74-2790	Tube Assembly	58	36	1	82-5940	Wire - Jumper	63	4	1
74-2810	Tube Assembly	57	35	1	82-8700	Ring - Retaining	31	25	2
74-2810	Tube Assembly	58	35	1	82-9210	Shaft - Pivot	32	42	1
74-2820	Tube Assembly	57	28	1	82-9230	Harness - Wire	63	1	2
74-2820	Tube Assembly	58	28	1	82-9250	Stud - Threaded	23	1	2
74-2850	Muffler	22	11	1	82-9260	Tie Rod Assembly	32	27	1
74-2900	Spark Arrester - Muffler	22	*	1	82-9270	Disc - 27 Hole	29	*	1
74-2920	Carrier - Front	23	7	1	82-9280	Disc - 22 Hole	29	42	1
74-3090	Spring	6	20	2	82-9310	Panel - Display	4	25	1
74-3100	Plate - Spacer	6	13	1	82-9330	Bracket - Sensor	29	4	1
74-3130	Plug - Retainer	6	21	2	82-9340	Switch - Oil Level	15	10	1
74-3140	Ball - Check	6	22	2	82-9360	Rod - Latch	23	13	2
74-3150	Plug - Metering	14	16	1	82-9370	Pad - Step	23	9	1
74-3170	Linkage - Cross Cut Control	11	74	1	82-9540	Lift Arm No. 1	27	41	1
74-3190	Lever - Lift	10	2	3	82-9550	No. 2 Lift Arm	26	12	1
74-3210	Stud	56	*	8	82-9560	No. 3 Lift Arm	26	1	1
74-3230	Drive Gear - Spline	56	*	1	82-9570	Lift Arm No. 4	27	24	1
74-3240	Driven Gear	56	11	1	82-9580	Lift Arm No. 5	27	*	1
74-9100	Pad - Forward	1	3	1	82-9600	Decal R.H.	20	*49	1
74-9110	Pad - Reverse	1	4	1	82-9600	Decal R.H.	21	*	1
75-6700	Sensor - Magnetic	29	45	1	82-9610	Decal L.H.	20	48	1
75-7790	Handle	18	15	2	82-9610	Decal L.H.	21	39	1
75-8200	Hose Assembly	57	2	1	82-9620	Washer - Spring	16	26	2
75-8200	Hose Assembly	58	2	1	82-9630	Nut	16	27	2
75-8210	Hose Assembly	57	7	1	82-9640	Screw	16	24	2
75-8210	Hose Assembly	58	7	1	82-9650	Nut	16	19	4
76-2290	Spacer	18	19	2	82-9660	Washer	16	18	4
76-3280	Pedal - Traction	1	2	1	82-9670	Nut	16	39	1
76-3330	Spacer	2	62	1	82-9680	Rivet	16	2	2
76-3340	Link	2	61	1	82-9690	Screw	16	17	4
76-3350	Spacer	2	53	1	82-9700	Screw	16	3	1
76-3370	Bushing	2	58	1	82-9710	Trim - Bottom	16	22	1
76-3430	Rod	2	54	1	82-9720	Trim - Backrest	16	32	1
76-3470	Tube - Exhaust	22	8	1	82-9730	Wire - Jumper	63	5	2
76-3560	Clamp - Exhaust	22	41	1	82-9740	Wire - Jumper	63	7	1
76-8750	Plate - Caution	18	27	1	82-9750	Jumper Assembly	64	18	1
77-3620	Knob - Retainer	17	10	2	82-9760	Harness - Wiring Gauges	64	7	1
77-4800	Cylinder - Steering	32	36	1	82-9770	Harness - Wire	63	8	1
77-4830	Decal	4	5	1	82-9780	Harness - Wire	63	3	1
77-4840	Speedometer	8	4	1	82-9790	Harness - Wiring Valve	64	9	1
77-4860	Assembly - Seat	16	*	1	82-9800	Harness - Wire	64	14	1
80-3330	Gasket	19	13	1	82-9810	Harness - Wiring Traction	64	10	1
80-9330	Alarm - Audio	5	6	1	82-9820	Harness - Wire	63	2	1
82-2710	Screw	16	35	1	82-9840	Hose - Hydraulic	32	35	1
82-2720	Frame - Seat	16	23	1	82-9840	Hose Assembly	57	16	1
82-2730	Kit - Wear Parts	16	4	1	82-9840	Hose Assembly	58	16	1
82-2740	Spring Set - Tension	16	5	1	82-9841	Hose - Hydraulic	32	37	1
82-2750	Spindle Adj. Assembly	16	34	1	82-9841	Hose Assembly	57	11	1
82-2760	Kit - Bushing	16	41	1	82-9841	Hose Assembly	58	11	1
82-2770	Shock Absorber Assembly	16	38	1	82-9850	Axle - Rear	32	6	1
82-2790	Rail - Adjust. R.H.	16	21	1	82-9940	Harness - Wire Horn	64	12	1
82-2800	Cushion - Backrest	16	12	1	84-6200	Valve - Lift Control	10	15	1
82-2810	Switch Assembly	16	25	1	84-6210	Hydraulic Cylinder Assembly	27	28	3
82-2820	Swing Arm Assembly	16	20	1	84-6210	Hydraulic Cylinder Assembly	26	31	2
82-2830	Clamp	16	37	2	84-6230	Hose Assembly	59	33	1
82-2840	Cushion - Bottom	16	15	1	84-6230	Hose Assembly	60	33	1
82-2850	Plate	16	1	1	84-6240	Hose Assembly	59	4	1
82-2860	Spring Set - Tension	16	33	1	84-6240	Hose Assembly	60	4	1
82-2870	Lever - Adjust	16	7	1	84-6400	Orifice - .047 Dia.	13	39	2
82-2880	Weight Adj. Assembly	16	*	1	84-6401	Orifice - .052 Dia.	13	40	1
82-3110	Sender - Temp.	38	22	1	84-6420	Plunger	13	37	2
82-4910	Roller	22	22	8	84-6430	Plunger	13	29	1
82-5730	Rod Tie, End	34	15	1	84-6440	Shield - Grass	30	20	1
82-5740	Nut - Jam	34	14	1	84-6450	Spring	13	19	1
82-5750	Nut - Lock	34	12	1	84-6470	Bracket - Filter	9	32	1
82-5760	Piston	34	11	1	84-6480	Plate - Decal	23	24	1
82-5770	Rod	34	2	1	86-5480	Fitting - Diagnostic	52	2	1
82-5780	Cap - Threaded	34	1	1	86-5990	Harness - Hyd. Filter	63	9	1
82-5790	Head - Cap	34	5	1	86-6000	Gear Pump Assembly	52	15	1
82-5800	Kit - Repair, Seal	34	*	1	86-6001	Gear Pump Assembly	52	15	1
82-5890	Panel - Display	4	26	1	86-6010	Cover - Front	56	4	1
82-5930	Wire - Jumper	63	6	1	86-6020	Center S/A Section	56	8	1

*Not Illustrated

TORO PART NUMBER INDEX (Cont.)

3316-446

Part No.	Description	Pg. No.	Ref. No.	Qty.	Part No.	Description	Pg. No.	Ref. No.	Qty.
86-6030	Port Section - Rear	56	13	1	92-4729	Radiator Assembly	18	20	1
86-6040	O-Ring	56	15	1	92-4730	Plate - Floor	2	40	1
86-6050	Plug	56	16	1	92-4731	Pipe - Intake	43	17	1
86-6060	Center S/A Section	56	*	1	92-4746	Fender - RH	7	38	1
86-6070	Plate - Wear	56	7	2	92-4751	Tube - Breather	7	16	1
86-6080	O-Ring Seal	56	12	2	92-4752	Hose - Intake	43	19	1
86-6090	Hydraulic Oil Filter Assembly	9	22	1	92-4752	Hose - Intake	18	25	1
86-6100	Switch - Filter Warning	9	21	1	92-4753	Strap - Oil Cooler	18	14	2
86-6110	Element Assembly	9	11	1	92-4754	Bracket - Cable	43	13	1
86-6120	Decal - Towing	23	15	1	92-4754	Bracket - Cable	9	43	1
86-6130	Stud - Ball	17	12	4	92-4760	Spacer - Fan	38	44	1
86-6200	Guide - Valve	40	14	8	92-4761	Chassis	22	29	1
86-6210	Retainer - Upper	41	42	8	92-4766	Hose - Fuel	20	1	2
86-6220	Tappet	41	39	8	92-4768	Tiedown	22	43	2
86-6230	Bolt	36	29	6	92-4790	Tank - Fuel	20	15	1
86-6240	Plug - Taper	36	28	3	92-4792	Canopy - Center	17	43	1
86-6250	Plate - Front	36	36	1	92-4793	Screen - Rear	17	6	1
86-6270	Gasket	39	24	1	92-4795	Hose - Radiator Lower	18	3	1
86-6280	Crankshaft Assembly	39	25	1	92-4796	Hose - Radiator Upper	18	7	1
86-6290	Idler Gear Assembly	37	9	1	92-4797	Hose - Fuel Fill	20	14	1
86-6300	Bushing	37	18	1	92-4798	Shroud - Fan	18	24	1
86-6310	Gear - Injector Pump	37	15	1	92-4799	Fitting - Hydraulic Tee	7	42	1
86-6320	Shaft	38	12	1	92-4799	Fitting - Hydraulic Tee	52	4	1
86-6330	Pipe	38	17	1	92-5253	Strip - Sealing	17	7	1
86-6340	Impeller	38	19	1	92-5254	Clutch - Fan	38	3	1
86-6350	Ring - Retaining	38	43	1	92-5256	Bushing - Universal	8	27	2
86-6360	Washer	38	42	1	92-5257	Plate	8	28	1
86-6370	Spacer	38	41	1	92-5258	Shield - Glow Plug Indicator	8	29	1
86-6380	Washer	45	34	3	92-5259	Piston Std.	40	19	4
86-6390	Stud	45	36	3	92-5260	Piston .05 0.25mm	40	*	4
86-6400	Diode	49	21	1	92-5261	Piston .05 0.5mm	40	*	4
86-6400	Diode	64	24	1	92-5262	Piston Ring Set Std.	40	17	1
86-6430	Rear Cover Assembly	51	12	1	92-5263	Piston Ring Set 0.5. 0.25mm	40	*	1
86-6440	Rectifier Assembly	51	13	1	92-5264	Piston Ring Set 0.5. 0.50mm	40	*	1
86-6450	Kit - Seal	56	*	1	92-5265	Jet - Combustion Std.	40	29	4
86-6470	Decal - RM4500D	17	31	2	92-5266	Gasket - Cylinder Head	40	30	1
86-6520	Switch - Temp. Warning	40	1	1	92-5267	Cylinder Head Assembly	40	31	1
86-6610	Bolt - Inlet	47	18	1	92-5268	Engine Gasket Kit	36	*	1
86-6620	Bolt	47	16	1	92-5269	Bellows	20	37	1
86-6630	Seal - Rubber	47	15	1	92-5269	Bellows	21	43	1
86-6640	Seal O-Ring	47	14	1	92-5270	Baffle - Lower Body	17	18	1
86-6650	Bolt - Outlet	46	16	1	92-5524	Decal	4	14	1
86-6660	Joint	47	17	1	92-5652	Bracket - Gas Spring	17	38	2
86-6670	Tube - Fuel	47	19	1	92-5653	Ring - Clamp	20	36	1
86-6680	Lever Assembly	46	*	1	92-5653	Ring - Clamp	21	42	1
86-6680	Nut	46	25	1	92-5654	Panel - Clean Out	21	40	1
86-6690	Lever	46	19	1	92-5654	Panel - Clean-Out	20	34	1
86-6700	Bushing	46	18	1	92-5655	Spacer	17	2	2
86-6710	Arm	46	20	1	92-5656	Plate - Face, Instrument	8	3	1
86-6720	Washer	46	22	1	92-5657	Panel - Instrument	8	11	1
86-6730	Spring	46	21	1	92-5670	Strip - Sealing	20	18	2
86-6740	Guide	46	23	1	92-5670	Strip - Sealing	21	23	2
86-6750	Washer	46	17	2	92-5671	Strip - Sealing	20	17	1
86-6760	Guide	46	1	1	92-5671	Strip - Sealing	21	22	1
86-6770	Screw	46	24	1	92-5672	Support - Foam Top/Side	17	35	1
86-6790	Washer	46	26	1	92-5673	Support - Foam Front	17	33	1
86-6800	Bolt	46	28	1	92-5674	Neck - Fuel Fill	20	12	1
86-6810	Pipe Assembly	46	29	1	92-5674	Neck - Fuel Fill	21	16	1
86-6820	Bolt	46	27	2	92-5675	Grommet	20	11	1
87-7540	Cap - Fuel	20	13	1	92-5675	Grommet	21	18	1
87-7540	Cap - Fuel	21	17	1	92-5678	Foam - Top	17	36	1
88-6760	Spring - Gas	17	17	2	92-5679	Foam - Front	17	34	1
92-2950	Spacer	22	47	1	92-5680	Foam - Side RH	17	*	1
92-2951	Rail - Adjust. L.H.	16	16	1	92-5681	Foam - Side LH	17	30	1
92-2961	Fan	38	4	1	92-5682	Seal	7	23	1
92-2986	Engine - Complete	36	*	1	92-5685	Harness - Wiring Main	64	17	1
92-3044	Clamp - Tube	22	46	2	92-5694	Hose - Hydraulic	7	35	1
92-4702	W.A. Body - Lower	21	24	1	92-5697	Screw - Hex. Socket Hd.	38	45	4
92-4703	Lower Body Assembly	20	19	1	92-6059	Plug - Button	22	45	12
92-4712	Canopy - Front	17	32	1	92-6060	Strip - Sealing	17	39	1
92-4725	Hose Assembly	57	15	1	92-6061	Standpipe	20	3	2
92-4725	Hose Assembly	58	15	1	92-6062	Foam - Radiator Seal	18	13	1

*Not Illustrated

TORO PART NUMBER INDEX (Cont.)

Part No.	Description	Pg. No.	Ref. No.	Qty.	Part No.	Description	Pg. No.	Ref. No.	Qty.
92-6064	Clamp - R	20	44	2	237-65	O-Ring	7	17	1
92-6064	R-Clamp	21	14	3	237-65	O-Ring	10	45	9
92-6065	Shield	18	34	1	237-78	O-Ring	32	40	2
92-6068	Hose - Vent	20	45	1	237-78	O-Ring	10	27	1
92-6069	Shield - Exhaust	20	22	1	237-79	O-Ring	4	7	4
92-6069	Shield - Exhaust	21	27	1	237-79	O-Ring	52	25	3
92-6081	Foam - Dampener	7	51	1	237-79	O-Ring	11	58	2
92-6094	Bolt	37	4	1	237-79	Seal - O-Ring	7	36	1
92-6096	Case - Timing Gear	37	23	1	237-80	O-Ring	24	4	3
92-9253	Assembly - Relief Valve	53	23	1	237-80	O-Ring	59	14	1
92-9254	O-Ring	53	26	1	237-80	O-Ring	52	37	1
92-9255	O-Ring	53	24	1	237-80	O-Ring	10	43	9
92-9256	Washer - Back Up	53	25	1	237-80	O-Ring	7	46	1
92-9257	Kit - Seal Repair	53	*	1	237-80	O-Ring SAE	27	6	6
92-9258	Fitting - Check Valve	11	77	3	237-81	O-Ring	61	1	10
92-9259	Backplate/Relief Assy.	66	21	1	237-81	O-Ring	52	9	3
92-9260	Assembly - Relief Valve	66	15	2	237-81	O-Ring	29	13	4
92-9261	O-Ring	66	16	2	237-100	Grommet	64	4	1
92-9264	Backplate/Bushing Assy.	66	21	1	237-114	O-Ring	55	45	2
92-9265	Housing - Thermostat	38	29	1	237-118	O-Ring	29	11	2
92-9266	Standpipe	21	4	2	237-118	Seal - O-Ring	30	4	2
92-9267	Sender - Fuel	21	8	1	237-123	O-Ring	9	25	2
92-9268	Tank - Fuel	21	20	1	237-123	O-Ring	10	39	1
92-9270	Cover W.A.	15	18	1	237-141	Grommet	17	27	4
92-9272	Hose - Fuel Fill	21	11	1	237-146	O-Ring	52	29	1
92-9273	Console - Center	7	7	1	240-9	Grommet	20	39	3
92-9283	Hose - Vent, Fuel	21	12	1	240-9	Grommet	21	45	3
92-9284	Hose - Fuel, Suction	21	2	1	240-11	Grommet	20	24	2
92-9285	Hose - Fuel, Return	21	1	1	240-11	Grommet	21	29	2
217-116	Rim (Used on Model 03702)	32	14	2	2410-18	Plug	67	2	1
218-446	Nut - Switch	8	15	1	2411-44	Rod End - Ball Joint	2	52	1
218-447	Washer - Lock, Switch	8	16	1	2412-7	Clamp Assembly	32	25	2
218-498	Nut - Hex.	5	12	2	2412-31	Clip	9	12	1
218-498	Nut - Hex.	8	13	2	2412-42	Clamp - Hose	20	10	2
219-17	Bulb - Warning Light	5	*	8	2412-42	Clamp - Hose	43	18	1
2116-3	Joint - Ball, L.H.	32	*	1	2412-42	Clamp - Hose	21	19	2
2116-4	Joint - Ball RH	32	23	1	2412-42	Clamp - Hose	18	26	2
232-27	Stem - Valve	32	19	2	2412-74	Clamp-R	64	25	1
233-10	Knob	10	19	1	2412-92	Clamp - Hose	18	4	4
233-25	Knob	9	15	1	2412-102	R-Clamp	15	34	2
233-39	Knob	10	1	3	2412-106	Clamp - R	7	2	2
237-21	O-Ring	29	1	2	2412-108	Clamp - Hose	20	2	5
237-21	O-Ring	10	11	1	2412-108	Clamp - Hose	21	3	5
237-21	O-Ring	7	27	5	2412-109	Clip	64	3	1
237-22	O-Ring	59	3	31	2412-131	Clamp-R	64	21	3
237-22	O-Ring	29	6	2	2412-132	Clamp	22	13	1
237-22	O-Ring	4	9	4	2412-132	Clamp	57	18	1
237-22	O-Ring	57	12	22	252-66	Bearing - Thrust	30	15	1
237-22	O-Ring	52	18	4	252-71	Race - Thrust	30	14	1
237-22	O-Ring	26	27	2	254-72	Cup - Bearing, Outer	32	10	2
237-22	O-Ring	10	30	15	254-92	Cone - Bearing, Outer	32	11	2
237-22	O-Ring	27	38	3	254-106	Cone - Bearing Inner	32	21	2
237-22	O-Ring	32	38	2	254-107	Cup - Bearing Inner	32	20	2
237-22	Seal - O-Ring	7	39	2	256-304	Washer - Thrust	32	4	4
237-30	O-Ring	52	23	1	281-2	Plug Pipe	18	8	1
237-30	O-Ring	52	35	1	283-67	Pin - Clevis	29	38	4
237-30	O-Ring	57	50	1	302-5	Fitting - Grease	23	16	2
237-30	Seal - O-Ring	59	39	1	302-5	Fitting - Grease	27	20	3
237-42	O-Ring	59	1	7	302-5	Fitting - Grease	33	44	4
237-42	O-Ring	52	3	1	302-33	Fitting - Grease	32	24	2
237-42	O-Ring	29	8	2	302-66	Fitting - Grease	12	24	1
237-42	O-Ring	7	10	5	304-46	Valve - Drain	18	35	1
237-42	O-Ring	26	25	2	321-2	Screw - Cap Hex. Hd.	20	21	9
237-42	O-Ring	10	32	11	321-2	Screw - Cap Hex. Hd.	21	26	9
237-42	O-Ring	11	61	1	321-3	Screw - Cap Hex Hd.	11	64	2
237-42	O-Ring SAE	27	36	3	321-3	Screw - Cap Hex. Hd.	7	1	2
237-58	O-Ring	29	15	4	321-4	Screw - Cap Hex. Hd.	9	44	1
237-58	O-Ring	52	21	3	321-9	Screw - Cap Hex. Hd.	22	49	1
237-65	O-Ring	24	2	3	321-11	Screw - Cap Hex. Hd.	11	71	2
237-65	O-Ring	61	3	26	321-14	Screw - Cap Hex. Hd.	61	23	4
237-65	O-Ring	27	4	9	321-24	Screw - Cap Hex. Hd.	7	45	2
237-65	O-Ring	52	7	1	322-2	Screw - Cap Hex. Hd.	38	1	8

*Not Illustrated

TORO PART NUMBER INDEX (Cont.)

3316-446

Part No.	Description	Pg. No.	Ref. No.	Qty.	Part No.	Description	Pg. No.	Ref. No.	Qty.
322-2	Screw - Cap Hex. Hd.	23	18	2	3253-2	Washer - Lock	17	21	4
322-3	Screw - Cap Hex. Hd.	18	1	14	3253-3	Washer - Lock	9	6	1
322-3	Screw - Cap Hex. Hd.	29	2	6	3253-3	Washer - Lock	22	50	1
322-3	Screw - Cap Hex. Hd.	4	13	1	3253-3	Washer - Lock	11	65	2
322-3	Screw - Cap Hex. Hd.	21	15	2	3253-4	Washer - Lock	18	2	6
322-3	Screw - Cap Hex. Hd.	17	24	5	3253-4	Washer - Lock	29	3	6
322-3	Screw - Cap Hex. Hd.	20	42	2	3253-4	Washer - Lock	24	7	2
322-4	Screw - Cap Hex. Hd.	3	10	2	3253-4	Washer - Lock	3	11	2
322-5	Screw - Cap Hex. Hd.	17	15	4	3253-4	Washer - Lock	4	12	1
322-6	Bolt	9	29	2	3253-4	Washer - Lock	10	14	5
322-9	Bolt	10	29	1	3253-4	Washer - Lock	23	19	2
322-12	Bolt	27	1	4	3253-4	Washer - Lock	38	27	10
322-12	Bolt	10	7	4	3253-4	Washer - Lock	27	53	6
322-12	Screw - Cap Hex Hd.	24	1	2	3253-5	Washer - Lock	29	17	4
323-4	Bolt	9	14	3	3253-5	Washer - Lock	4	22	4
323-5	Screw - Cap Hex. Hd.	20	26	2	3253-5	Washer - Lock	35	30	8
323-5	Screw - Cap Hex. Hd.	21	31	2	3253-5	Washer - Lock	2	33	2
323-6	Bolt	27	11	2	3253-5	Washer - Lock	9	37	3
323-6	Screw - Cap Hex. Hd.	35	29	4	3253-5	Washer - Lock	27	50	2
323-7	Screw - Cap Hex. Hd.	35	28	4	3253-7	Washer - Lock	52	13	6
323-8	Screw - Cap Hex. Hd.	4	23	4	3253-7	Washer - Lock	35	20	2
323-13	Bolt	27	25	9	3253-7	Washer - Lock	23	23	2
323-13	Bolt	26	34	6	3253-15	Washer - Lock	15	7	6
323-18	Bolt	29	16	4	3253-19	Washer - Lock	12	13	2
323-18	Screw - Cap Hex. Hd.	22	12	2	3255-5	Washer - Lock	38	39	1
323-20	Bolt	29	27	4	3255-8	Washer - Lock	35	24	2
325-2	Screw - Cap Hex. Hd.	23	22	2	3255-9	Washer - Lock	35	25	1
325-5	Bolt	52	17	2	3255-24	Washer - Lock	1	30	2
325-8	Screw - Cap Hex. Hd.	2	50	1	3256-3	Washer	27	12	2
325-9	Bolt	1	12	1	3256-3	Washer - Flat	9	18	3
325-17	Bolt	26	3	2	3256-3	Washer - Flat	29	40	4
327-3	Bolt	29	20	16	3256-7	Washer - Flat	22	4	4
3211-6	Screw - Cap Hex. Hd.	2	56	1	3256-13	Washer - Flat	12	20	2
3213-2	Bolt	52	14	4	3256-16	Washer - Flat	3	14	3
3213-20	Bolt	35	19	2	3256-16	Washer - Flat	61	20	4
3217-5	Nut - Hex.	9	5	1	3256-16	Washer - Flat	20	30	5
3217-5	Nut - Hex.	22	51	1	3256-16	Washer - Flat	21	35	5
3217-5	Nut - Hex.	11	66	2	3256-21	Washer - Flat	17	28	8
3217-6	Nut	4	11	1	3256-22	Washer - Flat	9	7	1
3217-6	Nut - Hex	24	8	2	3256-22	Washer - Flat	22	48	1
3217-6	Nut - Hex.	10	24	5	3256-22	Washer - Flat	7	49	16
3217-6	Nut - Hex.	9	41	2	3256-22	Washer - Flat	11	70	2
3217-6	Nut - Hex.	27	54	4	3256-23	Washer	27	7	4
3217-7	Nut - Hex.	35	31	8	3256-23	Washer - Flat	24	6	2
3217-9	Nut - Hex.	1	16	2	3256-23	Washer - Flat	10	13	5
3217-29	Nut - Hex.	1	31	2	3256-23	Washer - Flat	17	19	6
3219-5	Nut - Hex.	1	20	1	3256-23	Washer - Flat	9	39	4
3219-5	Nut - Hex.	29	23	18	3256-23	Washer - Flat	20	47	2
3220-11	Nut - Hex.	7	28	5	3256-23	Washer - Flat	21	48	2
3234-4	Screw - Hex. Flange Hd.	20	33	4	3256-24	Washer	2	34	2
3234-4	Screw - Hex. Flange Hd.	21	38	4	3256-24	Washer - Flat	18	21	2
3234-5	Screw - Cap Hex. Hd.	20	46	2	3256-24	Washer - Flat	4	21	4
3234-5	Screw - Hex. Flange Hd.	21	49	2	3256-24	Washer - Flat	15	35	4
3234-11	Screw - Hex. Flange Hd.	18	18	2	3256-24	Washer - Flat	22	40	2
3234-12	Screw - Hex. Flange Hd.	32	1	2	3256-24	Washer - Flat	11	76	2
3234-13	Screw - Hex. Flange Hd.	17	13	9	3256-26	Washer - Flat	52	12	6
3245-44	Screw - Set	11	73	1	3256-26	Washer - Flat	26	16	2
3245-45	Screw - Set	11	75	2	3256-26	Washer - Flat	2	51	1
3246-17	Screw - Set	65	10	2	3256-27	Washer - Flat	29	41	16
3246-17	Screw - Set	66	10	2	3256-28	Washer - Flat	32	18	2
3247-10	Screw - Set	29	22	4	3256-45	Washer - Flat	2	57	2
3250-18	Screw - Mach. Pan Hd.	8	24	2	3256-51	Washer - Flat	20	40	4
3250-25	Screw - Pan Hd.	17	20	4	3256-51	Washer - Flat	21	46	4
3250-31	Screw - Pan Hd.	20	6	5	3256-56	Washer - Flat	26	9	6
3250-31	Screw - Pan Hd.	17	25	8	3256-56	Washer - Flat	27	51	9
3250-31	Screw - Pan Phil. Hd.	21	6	5	3256-68	Washer	24	10	A/R
3250-40	Screw	1	27	2	3256-71	Washer - Flat	18	23	4
3251-1	Screw - Pan Hd.	5	9	1	3256-76	Washer - Flat	2	59	2
3251-4	Screw - Pan Hd.	5	7	4	3258-19	Screw - Machine	19	6	2
3253-2	Washer - Lock	20	7	5	3272-6	Pin - Cotter	29	35	4
3253-2	Washer - Lock	21	7	5	3272-11	Pin - Cotter	15	4	2
3253-2	Washer - Lock	5	17	1	3272-12	Pin - Cotter	32	29	4

*Not Illustrated

TORO PART NUMBER INDEX (Cont.)

Part No.	Description	Pg. No.	Ref. No.	Qty.	Part No.	Description	Pg. No.	Ref. No.	Qty.
3272-13	Pin - Cotter	32	15	2	32151-10	Ring - Retaining	32	3	2
3274-7	Bolt	1	32	2	32151-13	Ring - Retaining	30	9	1
3274-68	Screw - Hex. Button Hd.	4	28	4	32151-29	Ring - Retaining	30	13	2
3274-68	Screw - Mach.	8	2	4	3334-945	Cable - Tie	9	38	1
3274-90	Screw	8	23	4	3334-945	Tie - Cable	64	2	4
3285-11	Pin - Roll	27	39	3	340-2	Adapter	26	26	2
3285-11	Pin - Spirol	23	10	2	340-2	Fitting	29	7	2
3289-25	Screw - Socket Flat Hd.	22	42	4	340-2	Fitting	52	19	1
3290-250	Pin - Hair, Cotter	15	6	2	340-2	Fitting	10	31	5
3290-271	Rivet - Pop	18	28	2	340-3	Fitting	52	34	1
3290-355	Clip - Retaining	15	1	1	340-3	Fitting	11	57	2
3290-355	Pin - Hair Cotter	17	8	2	340-4	Fitting	52	24	1
3290-378	Tie - Cable	64	1	7	340-7	Fitting	27	5	2
3290-378	Tie - Cable	64	8	12	340-7	Fitting	10	44	6
3290-482	Washer	1	17	2	340-7	Fitting - Straight	24	3	3
3290-483	Washer	1	11	3	340-8	Fitting	52	8	1
3296-2	Nut - Hex.	5	16	2	340-8	Fitting - Hydraulic Straight	61	2	10
3296-6	Nut - Lock	2	63	1	340-9	Fitting	29	14	2
3296-8	Nut - Lock	61	19	4	340-9	Fitting	52	22	1
3296-8	Nut - Lock	11	68	2	340-10	Adapter	9	33	1
3296-12	Nut - Lock	20	28	4	340-11	Fitting	29	44	2
3296-12	Nut - Lock	21	33	4	340-11	Fitting - Long	52	20	1
3296-13	Nut - Hex.	9	10	1	340-15	Fitting 90°	52	30	1
3296-19	Nut - Lock	2	37	1	340-17	Fitting	10	48	2
3296-23	Nut - Lock	26	5	2	340-17	Fitting	27	49	1
3296-23	Nut - Lock	22	44	4	340-18	Fitting	4	8	4
3296-25	Nut - Lock	2	55	1	340-22	Fitting - Tee	27	3	2
3296-27	Nut - Hex.	17	29	8	340-23	Fitting - Hydraulic Cross	57	20	1
3296-29	Nut - Lock	21	13	4	340-62	Kit - Flange	52	11	1
3296-29	Nut - Lock	17	14	9	340-64	O-Ring	9	31	1
3296-29	Nut - Lock	18	29	8	340-64	O-Ring	10	37	1
3296-29	Nut - Lock	20	43	4	340-65	O-Ring	9	27	1
3296-39	Nut - Lock	27	13	9	340-65	O-Ring	57	43	2
3296-39	Nut - Lock	18	22	2	340-68	Fitting - Hydraulic Tee	59	24	3
3296-39	Nut - Lock	29	33	4	340-68	Fitting - Hydraulic Tee	57	26	2
3296-39	Nut - Lock	26	37	6	340-69	Fitting - Hydraulic Bulkhead	57	13	2
3296-39	Nut - Lock	22	39	2	340-70	Nut - Bulkhead	57	31	4
3296-42	Nut - Lock	7	4	2	340-70	Nut - Bulkhead	59	38	8
3296-42	Nut - Lock	8	22	4	340-71	Fitting - Hydraulic Straight	59	26	4
3296-42	Nut - Lock	4	30	4	340-72	Fitting - Hydraulic 90°	61	17	4
3296-42	Nut - Lock	7	43	2	340-74	Nut - Bulkhead	61	45	7
3296-49	Nut - Lock	32	32	1	340-76	Fitting - Adapter	61	28	3
3296-56	Nut - Lock	17	16	5	340-77	Elbow - 90°	11	69	1
3296-56	Nut - Lock	20	35	6	340-77	Fitting	27	37	3
3296-56	Nut - Lock	21	41	6	340-77	Fitting - Hydraulic 90°	59	2	4
32103-3	Nut - Wing	67	4	1	340-78	Nut - Bulkhead	57	53	1
32105-1	Screw - Cap Hex. Hd.	5	14	2	340-80	Adapter	9	26	1
32107-11	Nut - Square	19	5	2	340-80	Fitting	10	38	1
32121-11	Pin - Roll	2	60	2	340-86	Fitting - Hydraulic Tee	11	52	2
32121-44	Pin - Roll	34	16	1	340-87	Fitting - Hydraulic 45°	59	28	1
32121-118	Pin - Roll	10	26	2	340-89	Fitting - Hydraulic 45°	59	12	1
32122-54	Screw - Mach. Slot. Hd.	67	1	1	340-89	Fitting 45°	52	36	1
32128-33	Nut - Flange Lock	20	23	3	340-90	Fitting	29	43	2
32128-33	Nut - Lock, Flange Hd.	21	28	3	340-92	Fitting	10	10	1
32136-2	Nut - Castle	32	30	2	340-93	Fitting - Tee	27	14	1
32136-5	Nut - Castle	32	17	2	340-97	Fitting - Hydraulic	32	39	1
32136-13	Nut - Castle	32	31	2	340-117	Cap - Hydraulic	7	34	1
32140-40	Screw - Self Tapping	15	14	6	340-117	Fitting - Hydraulic Cap	52	38	1
32144-1	Screw - Cap Hex. Hd.	20	41	4	353-947	Cap - Dust	52	1	1
32144-1	Screw - Hex. Hd.	21	47	4	353-947	Cap - Dust	7	8	5
32144-19	Screw - Cap Hex. Hd.	5	13	4	353-947	Cap - Dust	11	63	1
32144-73	Screw - Cap Hex. Hd.	8	26	2	353-948	Plug	30	3	2
32144-107	Screw - Hex. Flange Hd.	15	17	6	353-949	O-Ring	29	18	2
32148-9	Nut - Insert	20	20	2	353-961	Bayonet Flange	15	13	1
32148-9	Nut - Insert	21	25	2	353-963	Gasket	15	15	2

PRODUCT CHANGES

In an effort to make improvements available to TORO owners as quickly as possible, minor changes are incorporated into Toro's products from time to time that do not become immediately shown in the Parts Catalog. If such a change has been made in your unit, which is not reflected in your manual, see your TORO Distributor or his Authorized TORO Service Dealer for information and part numbers.

IDENTIFICATION AND ORDERING

MODEL AND SERIAL NUMBERS

The Reelmaster 4500D has two identification numbers; a model number and a serial number. The two numbers are stamped on a plate which is located on the center console near the floor plate on RH side. In any correspondence concerning the Reelmaster 4500D, supply model and serial numbers to assure that correct information and replacement parts are obtained.

To order replacement parts from an Authorized TORO Service Dealer, supply the following information:

1. Model and serial number of the Reelmaster 4500D.
2. Part number, description, and the quantity of part(s) desired.

NOTE: Do not order by reference number if a parts catalog is being used; use the PART NUMBER.

TABLE OF CONTENTS

Description	Page	Description	Page
Foot Rest & Pedal Assembly	1-2	Engine Installation Assembly	35
Foot Pads & Battery	3	Crankcase Assembly	36
Steering Tower	4	Timing Gear & Case Components	37
Steering Tower – Electrical Assembly	5	Water Pump & Thermostat Housing Assy.	38
Power Steering Valve Assembly No. 74-2720	6	Crankshaft & Flywheel Housing Components	39
Fenders & Center Console Assembly	7	Cylinder Head & Piston Components	40
Instrument Panel	8	Valve, Camshaft & Oil Pump Components	41
Parking Brake, Throttle & Oil Filter Assembly	9	Oil Pan & Oil Filter	42
Valve Controls Assembly	10-11	Intake & Exhaust Manifold	43
Reel Control Valve Assembly No. 63-4800	12	Injection Pump & Nozzle Components	44-45
Control Valve Assembly 84-6200	13	Fuel Injection Pump No. 60-5100	46-76
Priority Flow Control Valve Assy.		Fuel Filter Assembly No. 60-5010	48
No. 58-5490 & 58-5491	14	Electrical Component Parts	49
Seat Platform & Filler Cap Assembly	15	Starter Motor Assembly No.51-7590	50
Suspension Seat Assembly	16	Alternator Assembly No. 60-5421	51
Front & Rear Canopy Assembly	17	Hydraulic Pump Connections	52
Radiator, Oil Cooler & Air Cleaner Assembly	18	Gear Pump Assembly No. 58-5650	53
Air Cleaner Assembly	19	Piston Pump Assembly 58-5660	54-55
Fuel Tank & Lower Body Assembly	20-21	Pump Assembly No. 86-6000 & 86-6001	56
Chassis & Muffler Assembly	22	Hydraulic Circuit – Traction & Steering	57
Front Carrier Assembly	23	Hydraulic Schematic – Traction & Steering	58
Push Rod Assembly	24	Hydraulic Circuit – Lift Arms	59
Reel Shut-Off Valve No. 58-5460	25	Hydraulic Schematic – Lift Arms	60
No. 2 & 3 Lift Arms Assembly	26	Hydraulic Circuit – Cutting Units	61
No. 1, 4 & 5 Lift Arms Assembly	27	Hydraulic Schematic – Cutting Units	62
Hydraulic Cylinder Assembly No. 84-6210	28	Electrical Schematic	63
Traction Drive Assembly	29	Electrical System Diagram	64
Wheel Motor No. 58-5430	30	Reel Motor Assembly No. 66-5700	65-66
Planetary Gear Drive Assembly	31	Special Tools	67
Steering Axle	32-33	Numerical Index	68-80
Hydraulic Cylinder No. 77-4800	34		

