

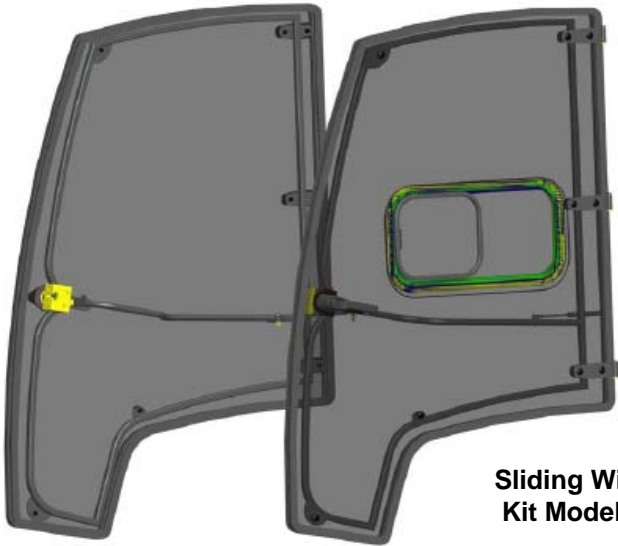


TORO DELUXE HARD CAB DOORS

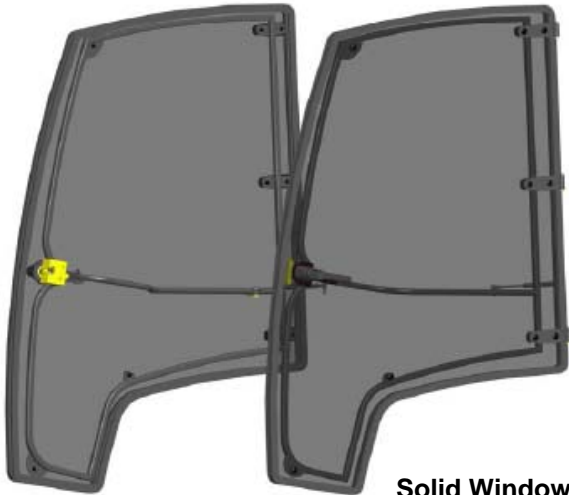
These door kits are intended to be used on the following cab :

TORO WORKMAN®
Heavy-Duty Series Cab
07339

Model's 07375 &07376
Installation Instructions



Sliding Window Door
Kit Model 07375



Solid Window Door
Kit Model 07376

This cab is manufactured for TORO
by Jodale Perry Corporation.

Table of contents

| | | |
|----|---|---|
| 1. | Safety instructions/Specifications..... | 2 |
| 2. | Loose parts..... | 3 |
| 3. | Installation instructions..... | 4 |
| 4. | Warranty statement..... | 5 |

Safety Instructions

Before Operating

- Read and understand the contents of this material before operating the vehicle. Become thoroughly familiar with the controls, capabilities and proper use of the equipment.
- Door kits fit all Workman® Heavy-Duty series cabs
- DO NOT weld, cut, drill, or modify door structure in any way.
- Always use safety belts.

Specifications

- Safety Glass with door seal mounted on a square tube construction with key lock handles and air shock opening and closing dampeners.
- Adjustable striker plates and striker pin for door handle latch.
- Mounts to cab on quick attach hinges.
- 07375 Door kit has a drivers side sliding access window.
- Weight of each door kit adds 84 pounds to vehicle GVW and reduces rated capacity by the same amount.

LOOSE PARTS LIST

| QTY | Description |
|-----|---------------|
| 2 | Ball stud |
| 2 | Gas shock |
| 4 | Safety clips |
| 6 | Brass washers |

Installation Instructions

1. Install brass washers on all 6 door pins. See Figure 1.

Install brass washers
on door pins

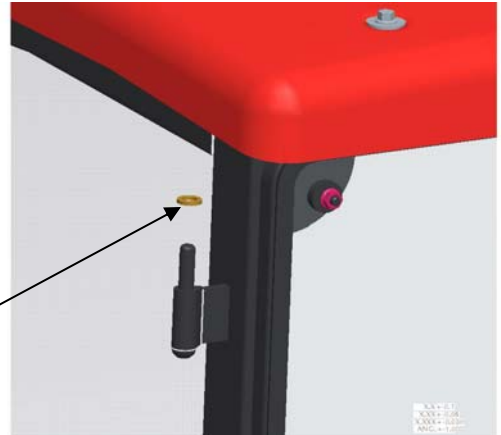


Figure 1

2. Install ball studs into tabs provided in cab frame. Figure 2.

Door ball stud

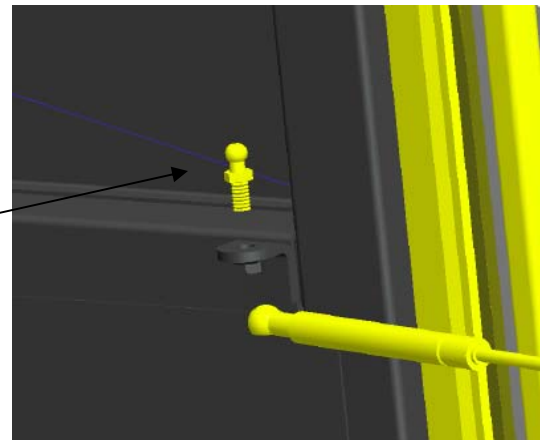


Figure 2

3. Install doors on cab by door pins with the hinge part of the door. Figure 3.

Door hinges

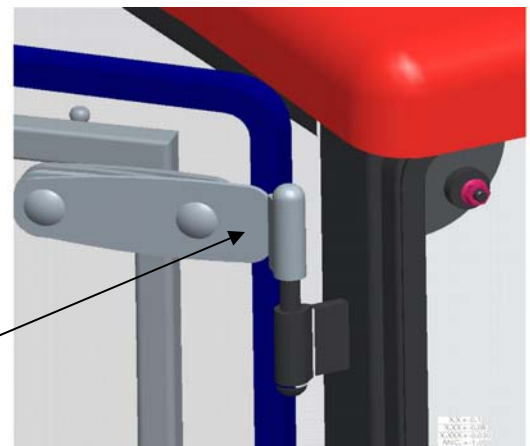


Figure 3

Installation Instructions

4. Install the door air shock onto ball stud in door as shown in Figure 4. Then install other end of air shock on to cab ball stud.

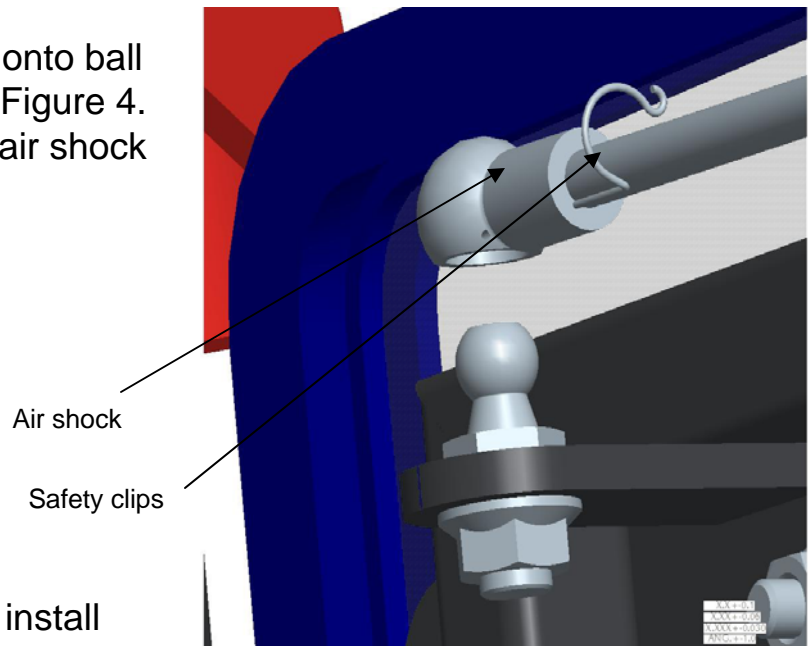


Figure 4.

5. After installing air shocks, install safety clips on both sides of the ball stud receivers, See Figure 4, to ensure that the air shocks do not fall off.

6. Loosen striker pin on cab and gently close the door and see where the striker pin should be located to keep the door closed tight. Figure 5. Once located in it's proper location, tighten all hardware and then repeat steps 1 thru 6 for opposite side door.

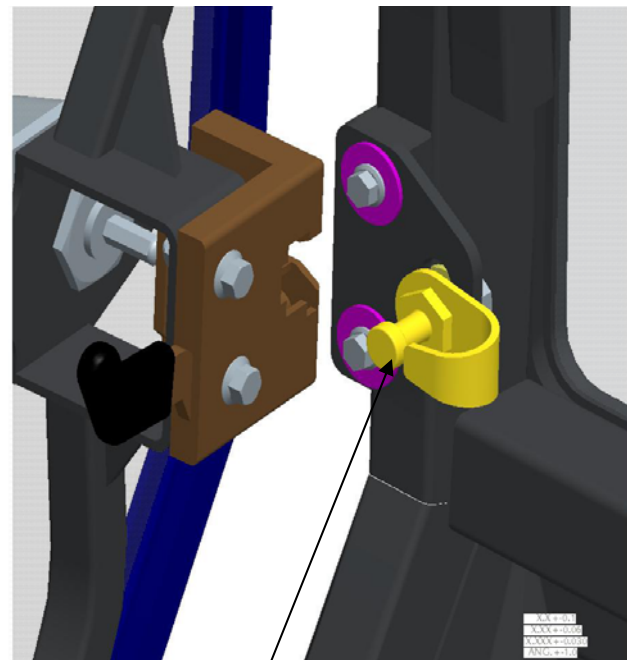


Figure 5.



Toro General Commercial Products Warranty A Two-Year Limited Warranty

Conditions and Products Covered

The Toro Company and its affiliate, Toro Warranty Company, pursuant to an agreement between them, jointly warrant your Toro Commercial Product ("Product") to be free from defects in materials or workmanship for two years or 1500 operational hours*, whichever occurs first. This warranty is applicable to all products with the exception of Aerators (refer to separate warranty statements for these products). Where a warrantable condition exists, we will repair the Product at no cost to you including diagnosis, labor, parts, and transportation. This warranty begins on the date the Product is delivered to the original retail purchaser.

* Product equipped with hour meter

Instructions for Obtaining Warranty Service

You are responsible for notifying the Commercial Products Distributor or Authorized Commercial Products Dealer from whom you purchased the Product as soon as you believe a warrantable condition exists. If you need help locating a Commercial Products Distributor or Authorized Dealer, or if you have questions regarding your warranty rights or responsibilities, you may contact us at:

Toro Commercial Products Service Department
Toro Warranty Company
8111 Lyndale Avenue South
Bloomington, MN 55420-1196
952-888-8801
E-mail: commercial.warranty@toro.com

Owner Responsibilities

As the Product owner, you are responsible for required maintenance and adjustments stated in your *Operator's Manual*. Failure to perform required maintenance and adjustments can be grounds for disallowing a warranty claim.

Items and Conditions Not Covered

Not all product failures or malfunctions that occur during the warranty period are defects in materials or workmanship. This warranty does not cover the following:

- Product failures which result from the use of non-Toro replacement parts, or from installation and use of add-on, or modified non-Toro branded accessories and products. A separate warranty may be provided by the manufacturer of these items.
- Product failures which result from failure to perform recommended maintenance and/or adjustments. Failure to properly maintain your Toro product per the Recommended Maintenance listed in the *Operator's Manual* can result in claims for warranty being denied.
- Product failures which result from operating the Product in an abusive, negligent or reckless manner.
- Parts subject to consumption through use unless found to be defective. Examples of parts which are consumed, or used up, during normal Product operation include, but are not limited to, brake pads and linings, clutch linings, blades, reels, bed knives, tines, spark plugs, castor wheels, tires, filters, belts, and certain sprayer components such as diaphragms, nozzles, and check valves, etc.
- Failures caused by outside influence. Items considered to be outside influence include, but are not limited to, weather, storage practices, contamination, use of unapproved coolants,

- lubricants, additives, fertilizers, water, or chemicals, etc.
- Normal noise, vibration, wear and tear, and deterioration.
- Normal "wear and tear" includes, but is not limited to, damage to seats due to wear or abrasion, worn painted surfaces, scratched decals or windows, etc.

Parts

Parts scheduled for replacement as required maintenance are warranted for the period of time up to the scheduled replacement time for that part. Parts replaced under this warranty are covered for the duration of the original product warranty and become the property of Toro. Toro will make the final decision whether to repair any existing part or assembly or replace it. Toro may use remanufactured parts for warranty repairs.

Note Regarding Deep Cycle Battery Warranty:

Deep cycle batteries have a specified total number of kilowatt-hours they can deliver during their lifetime. Operating, recharging, and maintenance techniques can extend or reduce total battery life. As the batteries in this product are consumed, the amount of useful work between charging intervals will slowly decrease until the battery is completely worn out. Replacement of worn out batteries, due to normal consumption, is the responsibility of the product owner. Battery replacement may be required during the normal product warranty period at owner's expense.

Maintenance Is at Owner's Expense

Engine tune-up, lubrication cleaning and polishing, replacement of filters, coolant, and completing Recommended Maintenance are some of the normal services Toro products require that are at the owner's expense.

General Conditions

Repair by an Authorized Toro Distributor or Dealer is your sole remedy under this warranty.

Neither The Toro Company nor Toro Warranty Company is liable for indirect, incidental or consequential damages in connection with the use of the Toro Products covered by this warranty, including any cost or expense of providing substitute equipment or service during reasonable periods of malfunction or non-use pending completion of repairs under this warranty. Except for the Emissions warranty referenced below, if applicable, there is no other express warranty. All implied warranties of merchantability and fitness for use are limited to the duration of this express warranty.

Some states do not allow exclusions of incidental or consequential damages, or limitations on how long an implied warranty lasts, so the above exclusions and limitations may not apply to you. This warranty gives you specific legal rights, and you may also have other rights which vary from state to state.

Note regarding engine warranty:

The Emissions Control System on your Product may be covered by a separate warranty meeting requirements established by the U.S. Environmental Protection Agency (EPA) and/or the California Air Resources Board (CARB). The hour limitations set forth above do not apply to the Emissions Control System Warranty. Refer to the Engine Emission Control Warranty Statement printed in your *Operator's Manual* or contained in the engine manufacturer's documentation for details.

Countries Other than the United States or Canada

Customers who have purchased Toro products exported from the United States or Canada should contact their Toro Distributor (Dealer) to obtain guarantee policies for your country, province, or state. If for any reason you are dissatisfied with your Distributor's service or have difficulty obtaining guarantee information, contact the Toro Importer.

Part No. 374-0031 Rev. D