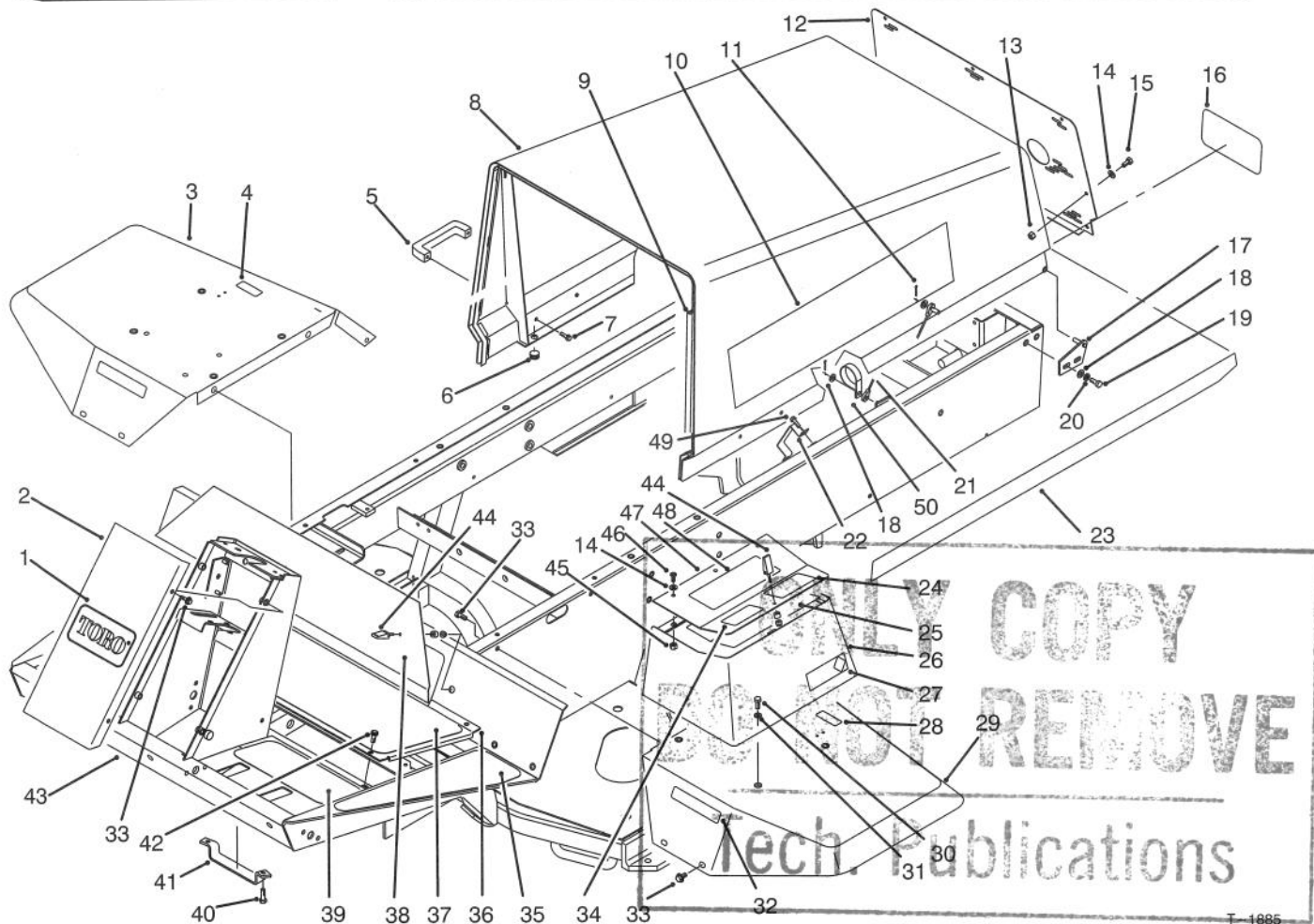




MODEL NO. 03530-42101 & UP

**PARTS CATALOG**

**REELMASTER® 5300D 2WD TRACTION UNIT**



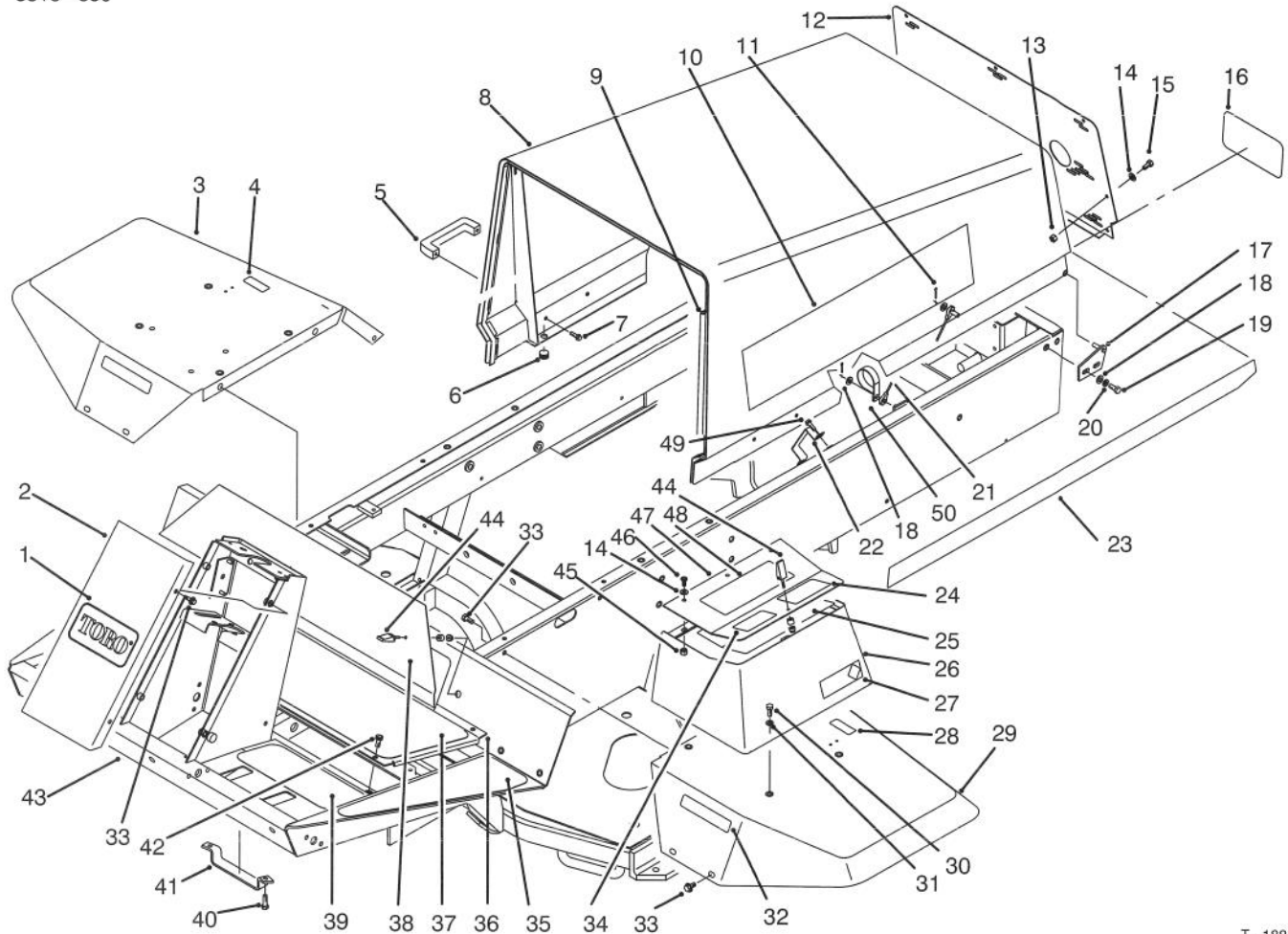
**FRAME & BODY ASSEMBLY**

Ref. No.	Part No.	Description	No. Used
1	62-5550	Decal - TORO	1
2	75-1420	Cover - Steering Tower	1
3	75-3840	Fender - R.H.	1
‡4	85-4730	Decal - Hydraulic Oil (English)	1
5	65-5100	Handle	2
6	237-141	Bumper	2
7	46-8091	Screw - Cap Hex. Hd.	4
8	93-0000	Hood W.A.	1
9	93-0081	Strip - Seal	1
10	92-5549	Decal - Reelmaster® 5300D	2
11	3272-4	Pin - Cotter	2
12	93-0011	Grill - Hood	1
13	3296-42	Nut - Lock	7
14	3256-1	Washer - Flat	10
15	321-39	Screw - Cap Hex. Hd.	7
16	62-7400	Decal - TORO	1

Ref. No.	Part No.	Description	No. Used
17	63-6900	Hinge - Hood L.H.	1
*	63-6890	Hinge - Hood R.H.	1
18	3256-23	Washer - Flat	6
19	322-5	Screw - Cap Hex. Hd.	4
20	3253-4	Washer - Lock	4
21	75-0570	Cable - Hood	1
22	75-6280	Bracket - Hose	1
23	92-5751	Decal - Hood Trim L.H.	1
*	92-5752	Decal - Hood Trim R.H.	1
‡24	75-1280	Decal - Warning (English)	1
‡25	93-3601	Decal - Instructions (English)	1
26	75-5810	W.A. - Tool Box	1
27	93-0096	Decal - A.C.E.	2
‡28	52-1320	Decal - Fuel (English)	1
29	75-3860	Fender - L.H.	1
30	322-3	Screw - Cap Hex. Hd.	4

‡For different language versions of this part, see International Decal Cross Reference.

\*Not Illustrated



T-1885

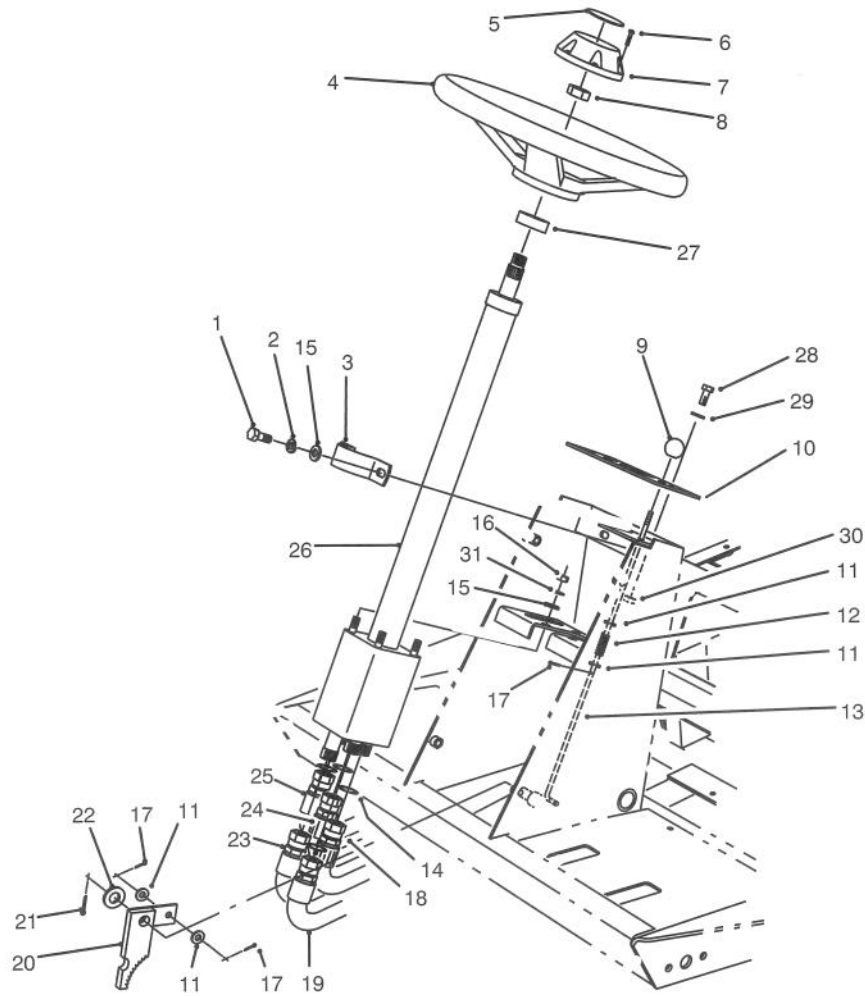
### FRAME & BODY ASSEMBLY (Continued)

Ref. No.	Part No.	Description	No. Used
31	3256-3	Washer - Flat	4
‡32	75-5190	Decal - No Riders (English)	2
33	3234-14	Screw - Hex. Washer Hd.	14
‡34	88-6700	Decal - ANSI (English) (For Reference Only)	1
35	75-0650	Tread - Footrest L.H.	1
*	75-0640	Tread - Footrest R.H.	1
36	75-1410	Panel - Floor	1
37	75-0630	Tread - Foot Center	1
38	75-1390	Panel - Access	1
39	75-0620	Tread - Foot L.H.	1
*	75-0610	Tread - Foot R.H.	1

Ref. No.	Part No.	Description	No. Used
40	322-4	Screw - Cap Hex. Hd.	2
41	75-2860	Bracket - Hose	1
42	75-6840	Knob - Knurled	4
43	93-0012	Assembly - Frame	1
44	74-5950	Assembly - Swell Latch	3
45	32128-33	Nut - Flange Head	3
46	3258-166	Screw - Phillips Hd.	3
47	75-6260	Cover - Tool Box	1
‡48	75-7540	Decal - Warning (English)	1
49	49-2040	Screw - Hex. Washer Hd.	2
50	2412-107	R-Clamp	1

\*Not Illustrated

‡For different language versions of this part, see International Decal Cross Reference.



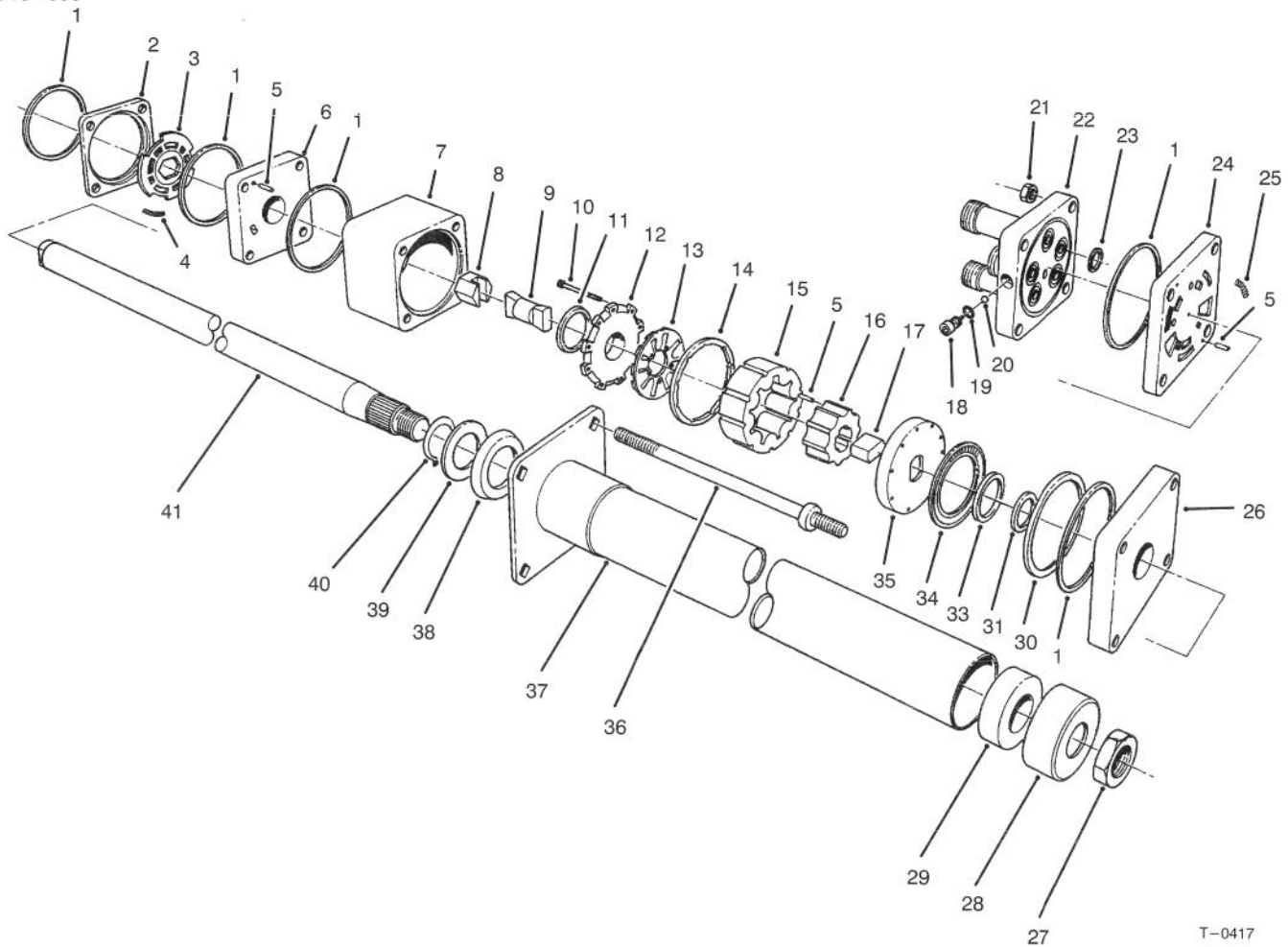
T-1044

## STEERING TOWER ASSEMBLY

Ref. No.	Part No.	Description	No. Used
1	32144-26	Screw - Self-Tapping	2
2	3253-4	Washer - Lock	2
3	75-2810	Clamp - Steering Valve	1
4	75-0560	Assembly - Steering Wheel (Incl. Ref. #6-8)	1
5	68-5370	Decal - TORO	1
6	32144-21	Screw	1
7	68-5140	Cap - Steering Wheel	1
8	3220-6	Nut - Steering Wheel	1
9	233-17	Knob - Parking Brake	1
10	93-3139	Panel - Tower	1
11	3256-22	Washer - Flat	4
12	3-3251	Spring - Compression	1
13	75-1490	Rod - Parking Brake	1
14	237-22	O-Ring	5
15	3256-23	Washer - Flat	6
16	3296-20	Nut - Lock	4

Ref. No.	Part No.	Description	No. Used
17	3272-5	Pin - Cotter	3
18	75-6230	Hose - Hydraulic RT	1
19	75-6240	Hose - Hydraulic IN	1
20	63-7900	Rack - Parking Brake	1
21	3272-10	Pin - Cotter	1
22	3256-26	Washer - Flat	1
23	75-5940	Hose - Hydraulic AUX	1
24	75-6220	Hose - Hydraulic LT	1
25	75-6250	Hose - Hydraulic OUT	1
26	75-0600	Assembly - Steering Valve (Incl. Ref. #14)	1
27	21-9260	Seal - Shaft	1
28	3258-166	Screw - Phillips Hd.	2
29	3256-1	Washer - Flat	2
30	3296-42	Nut - Lock	2
31	3255-8	Washer - Lock ETLW	1
*	3290-378	Tie - Cable	3

\*Not Illustrated

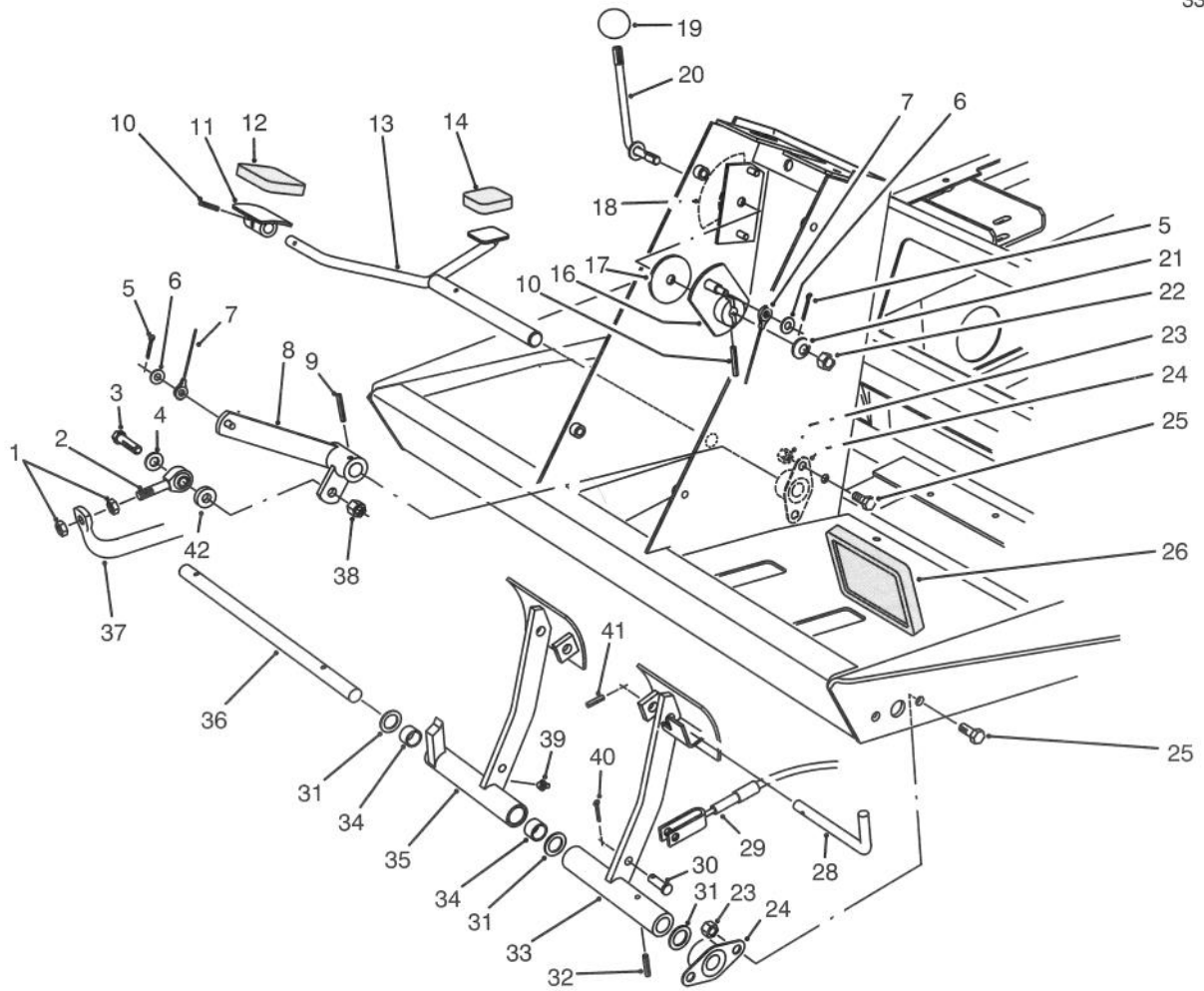


T-0417

## STEERING VALVE ASSEMBLY No. 75-0600

Ref. No.	Part No.	Description	No. Used	Ref. No.	Part No.	Description	No. Used
1		Ring - Seal	5	26		Plate - Cover, Upper	1
2		Ring - Valve	1	27	3220-6	Nut	1
3		Plate - Valve	1	28	66-9770	Seal	1
4		Spring	3	29	66-9780	Bushing	1
5		Pin - Alignment	9	30		Spacer - Bearing, Thrust	1
6		Manifold - Isolation	1	31		Spacer - Seal	1
7		Ring - Metering	1	33		Seal - Face	1
8		Hex Drive Asm.	1	34		Bearing - Thrust	1
9		Link - Drive	1	35		Plate - Drive	1
10		Screw - Hex Socket Hd.	11	36	93-3609	Bolt - Special	4
11		Seal - Commutator	1	37	66-9860	Upper Cover & Jacket	1
12		Cover - Commutator	1	38	66-9870	Plate - Retaining	1
13		Commutator	1	39	66-9880	Washer - Retaining Plate	1
14		Ring - Commutator	1	40	66-9890	Ring - Retaining	1
15		Stator	1	41	66-9900	Shaft - Input	1
16		Rotor	1	*	66-9970	Spring Kit	1
17		Spacer - Drive Link	1			(Incl. Ref. #4 & 25)	
18		Plug	1	*	66-9980	Seal - Kit	1
19		O-Ring	1			(Incl. Ref. #1, 11, 19, 23 & 33)	
20		Ball	1	*	66-9990	Needle Roller Kit	1
21		Nut - Hex	4			(Incl. Ref. #5)	
22		Cover - Port	1	*	75-0600	Valve - Power Steering	1
23		O-Ring	5			(Incl. Ref. #1-26 & 30-36)	
24		Manifold - Port	1				
25		Spring	3				

\*Not Illustrated



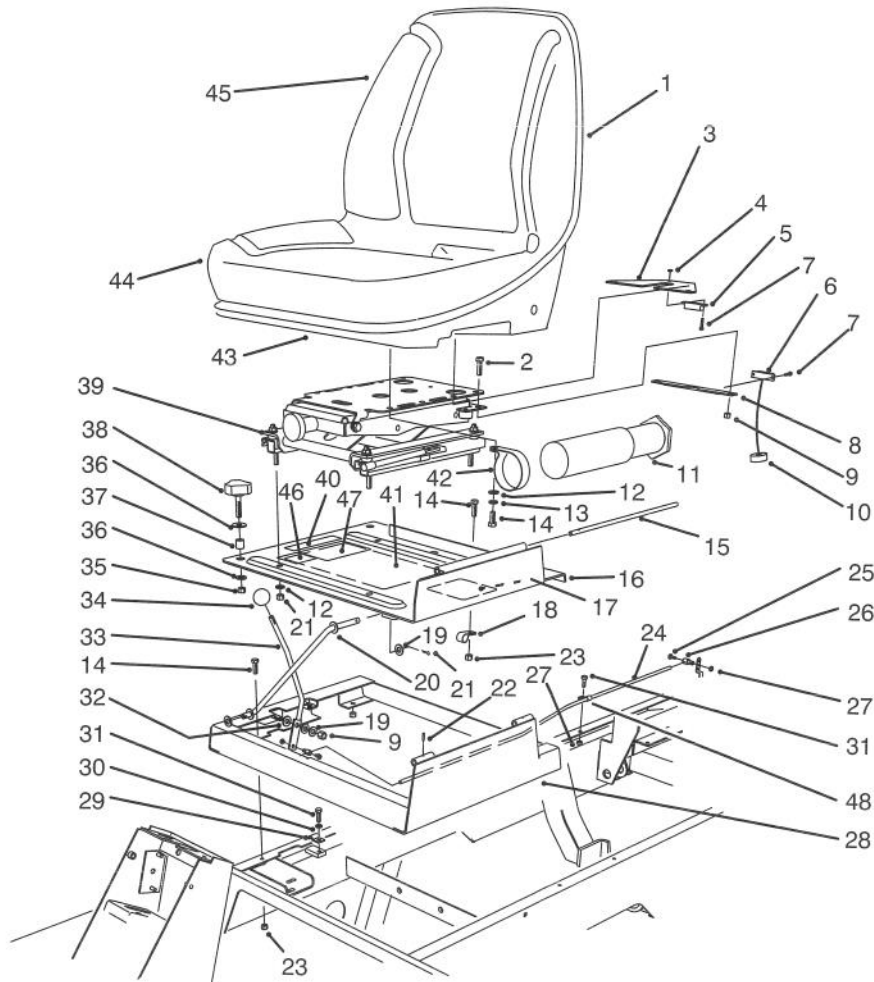
T-1045

## TRACTION & BRAKE PEDALS ASSEMBLY

Ref. No.	Part No.	Description	No. Used	Ref. No.	Part No.	Description	No. Used
1	3220-3	Nut - Jam	2	23	3296-29	Nut - Lock	8
2	2411-36	Bearing - Rod End	1	24	256-236	Bearing - Flange	4
3	323-9	Screw - Cap Hex. Hd.	1	25	322-3	Screw - Cap Hex. Hd.	8
4	3256-24	Washer - Flat	1	26	7-3900	Pad - Brake	2
5	3272-2	Pin - Cotter	2	28	63-7880	Pin - Brake Latch	1
6	3256-22	Washer - Flat	2	29	63-7733	Cable - Brake L.H.	1
7	75-6580	Cable - Pedal	1	*	63-7732	Cable - Brake R.H.	1
8	75-3270	Lever - Traction Pivot	1	30	283-58	Pin - Clevis	4
9	32121-6	Pin - Roll	1	31	3256-69	Washer - Thrust	3
10	32121-45	Pin - Roll	2	32	32121-16	Pin - Roll	1
11	49-6440	Plate - Traction Pedal	1	33	75-1440	Pedal - Brake L.H.	1
12	74-9100	Pad - Forward	1	34	256-42	Bushing - Sleeve	2
13	75-2970	Pedal - Traction	1	35	75-1430	Assembly - Brake Pedal R.H. (Incl. Ref. #34 & 39)	1
14	74-9110	Pad - Reverse	1	36	75-1470	Shaft - Brake Pedal	1
16	75-6510	Lever - Bracket	1	37	75-2170	Tube - Pump Control	1
17	75-6550	Disc - Friction	1	38	3296-39	Nut - Lock	1
†18	75-6710	Decal - Fast/Slow (English)	1	39	302-5	Fitting - Grease	1
19	233-42	Knob	1	40	3272-10	Pin - Cotter	4
20	75-6490	Lever - Pedal Stop	1	41	32121-50	Pin - Roll	1
21	3290-461	Washer - Belleville	1	42	5-0652	Spacer	1
22	3296-59	Nut - Lock	1				

\*Not Illustrated

†For different language versions of this part, see International Decal Cross Reference.

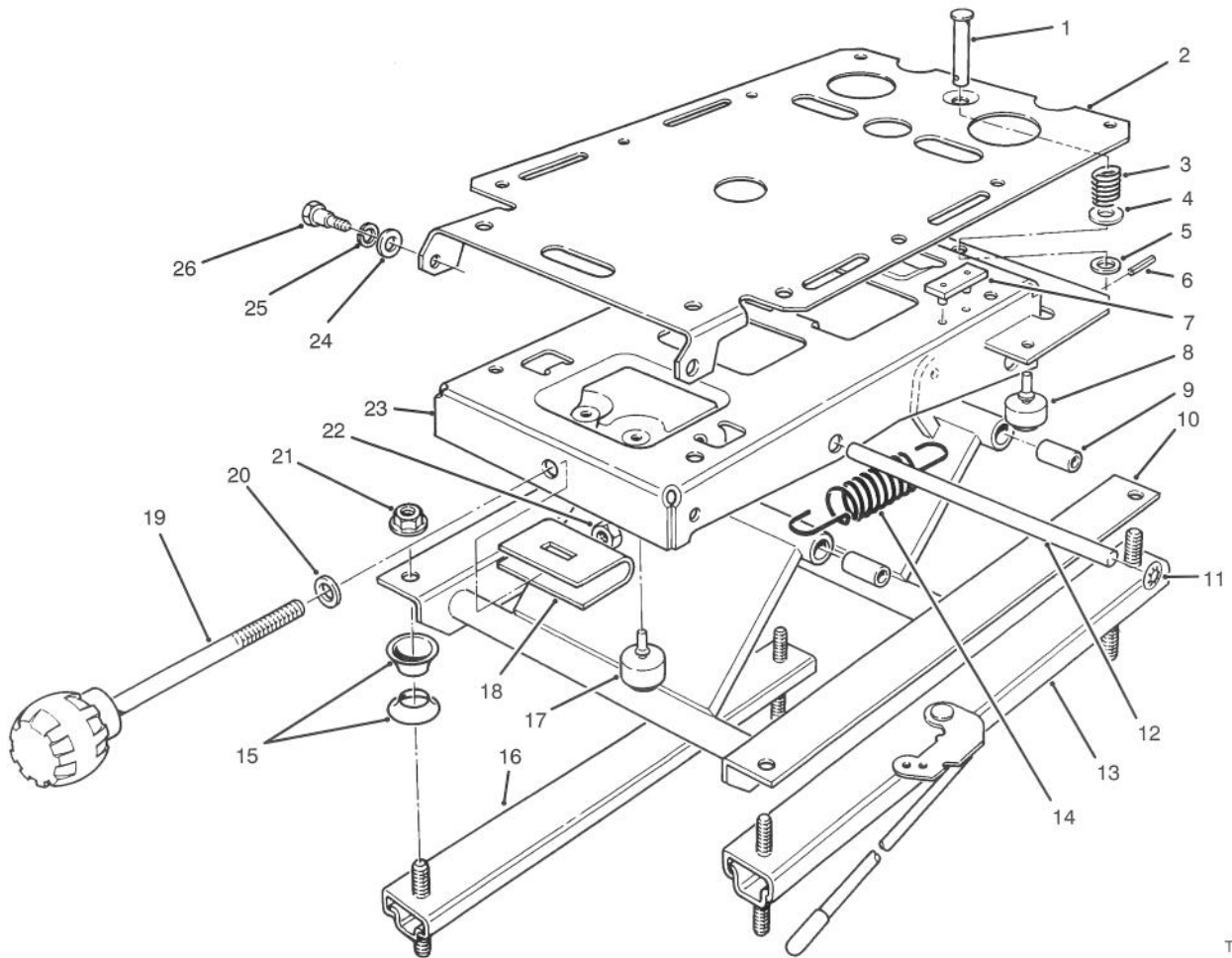


T-1891

## SEAT & THROTTLE ASSEMBLY

Ref. No.	Part No.	Description	No. Used	Ref. No.	Part No.	Description	No. Used
1	351-78	Edging	1	25	25-8640	Screw - Hex. Head	2
2	323-4	Screw - Cap Hex. Hd.	2	26	93-0021	Asm. - Throttle Cable Swivel	2
3	75-4370	Bracket - Switch (Seat)	1	27	3296-3	Nut - Lock	3
4	3296-54	Nut - Lock	4	28	93-0018	Frame - Seat	1
5	92-8753	Magnet - Reed Switch	1	29	3-6657	Clamp - Cable	1
6	92-8001	Sensor - Reed Switch	1	30	3253-3	Washer - Lock	1
7	3250-29	Screw - Cap Hex. Hd.	4	31	321-4	Screw - Cap Hex. Hd.	2
8	75-4360	Bracket - Switch	1	32	66-2920	Washer - Friction	2
9	3296-39	Nut - Lock	3	33	75-3430	Rod - Throttle	1
10	93-0140	Grommet	1	34	233-42	Knob - Throttle	1
11	74-0720	Tube - Manual	1	35	3296-59	Nut - Lock	2
12	3256-23	Washer - Flat	8	36	5-0838	Washer - Flat	4
13	3253-4	Washer - Lock	4	37	75-5270	Spacer - Locking Knob	2
14	322-3	Screw - Cap Hex. Hd.	9	38	75-5260	Knob - Locking	2
15	75-3400	Shaft - Seat Pivot	1	39		Asm. - Seat Suspension	1
16	93-0141	Assembly - Seat Plate (Incl. Ref. #10)	1	‡40	83-7440	Decal - Knob (English)	1
‡17	85-4530	Decal - Danger (English)	1	‡41	85-4610	Decal - Instruction	1
18	2412-93	Clamp - R	1	42	2412-133	Clamp - R	2
19	3256-24	Washer - Flat	3	43	92-6534	Shell - Seat	1
20	75-3680	Rod - Seat	1	44	92-6533	Kit - Cushion, Replacement	1
21	3272-10	Pin - Cotter	2	45	92-1180	Assembly - Seat	1
22	32121-38	Pin - Roll	1	46	63-9920	Decal - EEC 105	1
23	3296-29	Nut - Lock	9	47	92-5524	Decal - Noise Rating, 90	1
24	93-0073	Cable - Throttle	1	48	2412-72	R-Clamp	1

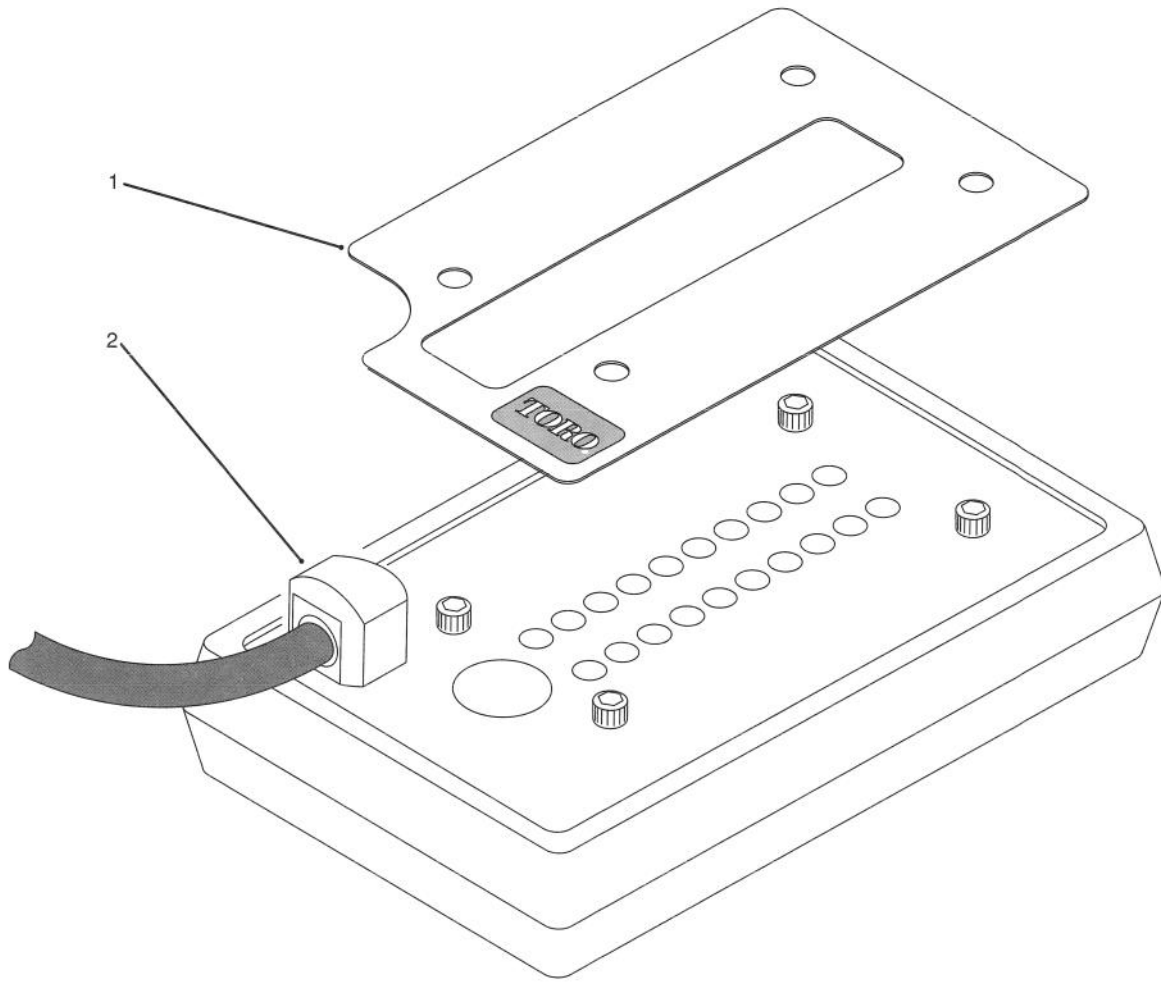
‡For different language versions of this part, see International Decal Cross Reference.



T-1031

## SEAT SUSPENSION ASSEMBLY

Ref. No.	Part No.	Description	No. Used	Ref. No.	Part No.	Description	No. Used
1	80-4860	Pin - Clevis	1	14	76-1940	Spring - Extension	2
2	75-3580	Plate - Mounting, Seat	1	15	66-9290	Spacer	6
3	75-3530	Spring - Compression	1	16	66-8530	Adjuster	1
4	3256-5	Washer - Flat	1	17	66-8520	Bumper - Down-stop	2
5	3256-24	Washer	1	18	77-2870	Weldment - Hanger	1
6	75-3540	Pin - Roll	1	19	76-1930	Knob - Tension Adjustment	1
7	75-3550	Bumper - Seat	2	20	3256-46	Washer - Flat	1
8	76-2940	Bumper - Rubber	2	21	32128-26	Nut - Flange	4
9	76-1920	Bushing - Sleeve	4	22	3296-44	Nut - Lock	1
10	66-8610	Weldment - Lower	1	23	75-3480	Weldment - Upper	1
11	66-8560	Nut - Push	4	24	3256-26	Washer - Flat	2
12	76-1910	Shaft - Pivot	2	25	3253-6	Washer - Lock	2
13	82-9060	Adjuster W/Handle	1	26	75-3510	Bolt - Shoulder	2



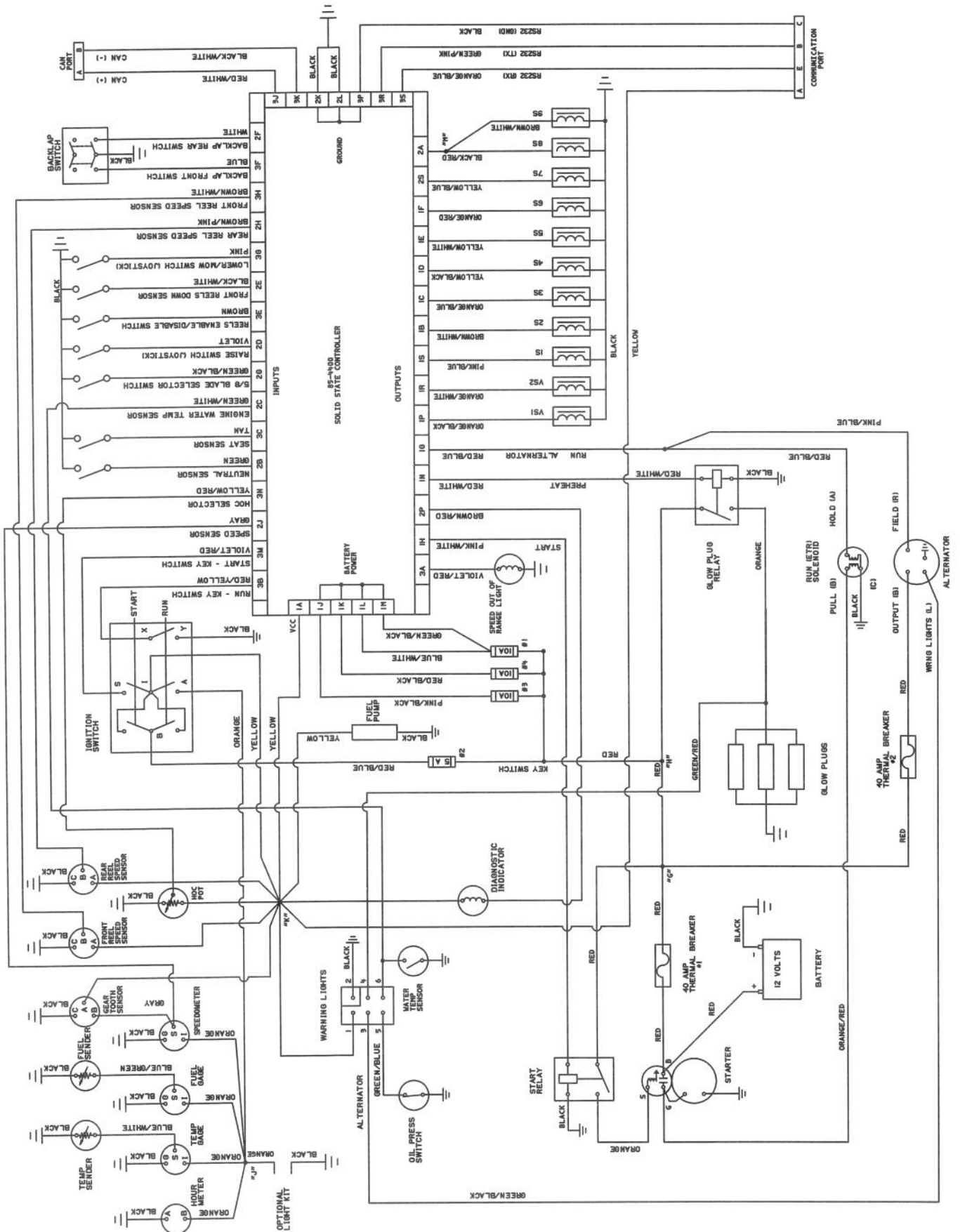
T-1458

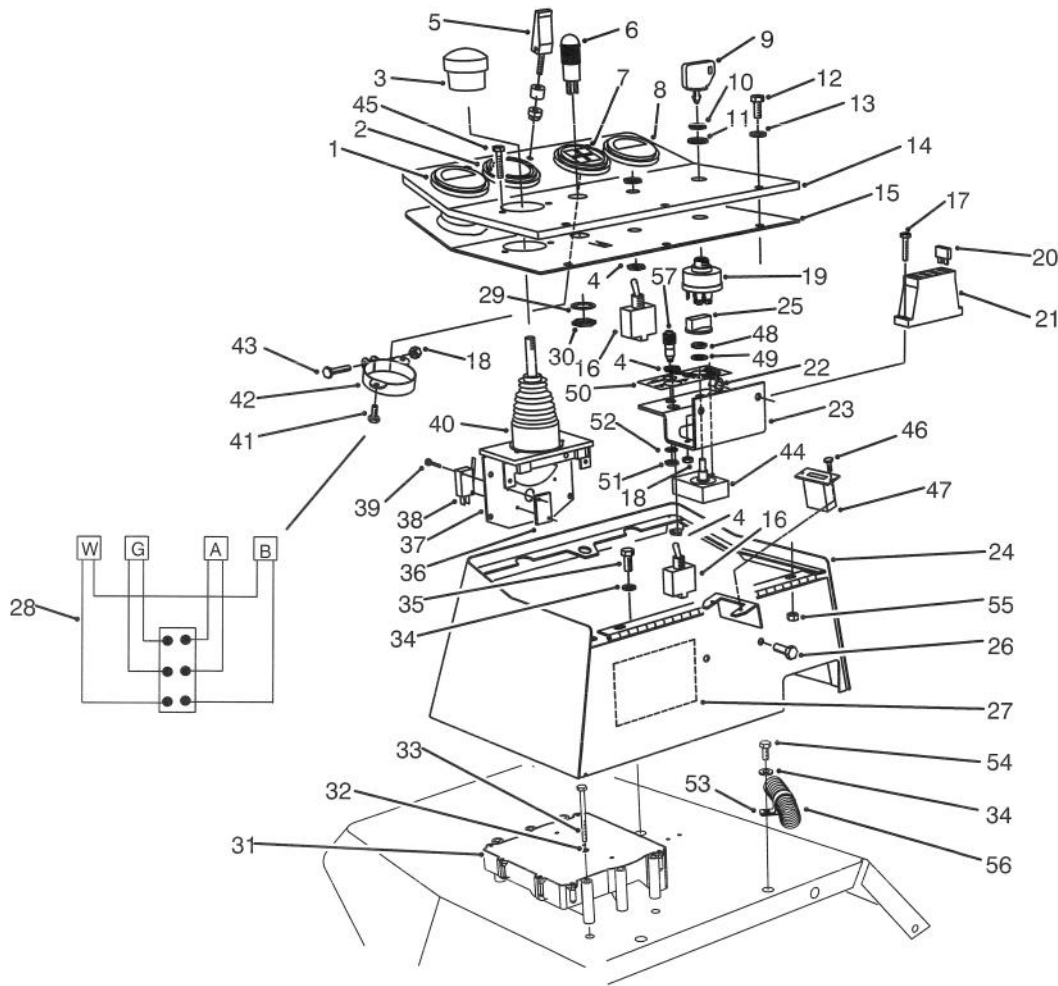
### DIAGNOSTIC-ACE DISPLAY ASSEMBLY

Ref. No.	Part No.	Description	No. Used
1	85-4760	Decal - Diagnostic-ACE RM 5300D V 1.0	1

Ref. No.	Part No.	Description	No. Used
2	85-4750	Display - Diagnostic-ACE	1

# ELECTRICAL SCHEMATIC



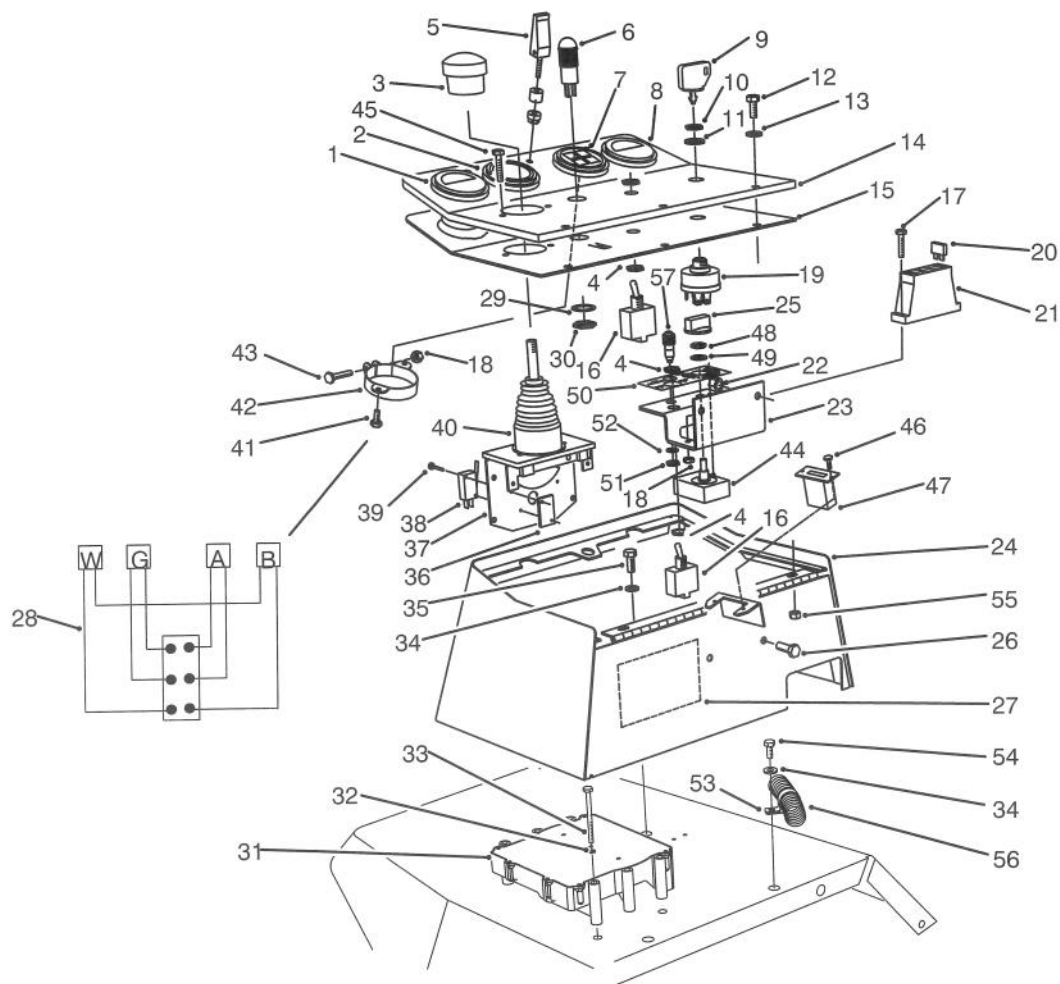


T-1501B

## CONTROL CONSOLE ASSEMBLY

Ref. No.	Part No.	Description	No. Used	Ref. No.	Part No.	Description	No. Used
1	66-2940	Gauge - Fuel	1	†20	218-573	Fuse - 5A	1
2	85-4420	Gauge - Speedometer	1	*†	218-578	Fuse - 10A	3
3	3290-489	Knob - Lift Control	1	†21	67-7160	Block - Fuse	1
4	218-498	Nut - Hex.	4	22	3296-42	Nut - Lock	4
5	74-5950	Assembly - Swell Latch	1	23	85-4450	Bracket - Fuse Block	1
6	44-2210	Assembly - Warning Light (Incl. Ref. #29 & 30)	1	24	75-5740	Box - Control	1
*	218-533	Lens - Red	1	25	85-4480	Knob	1
■		Bulb - #1815	1	26	321-39	Screw - Cap Hex. Hd.	2
7	66-2960	Cluster - Warning	1	‡27	85-4720	Decal - Instruction (English)	1
8	63-7430	Gauge - Temperature	1	28	75-4710	Warning Light Harness (Incl. Ref. #51 & 52)	1
9	63-8360	Key - Ignition	1	*	219-17	Bulb - Light	4
10	218-446	Nut - Locking	1	29	218-536	Washer - Lock	1
11	218-447	Washer - E.T.L.W.	1	30	218-535	Nut - Lock	1
12	3258-166	Screw - Phillips Hd.	5	31	92-5720	Controller - Electronic Note: This part must be programmed by distributor before installation.	1
13	3256-1	Washer - Flat	5	32	3253-3	Washer - Lock	3
14	93-3140	Panel - Control	1	33	321-15	Screw - Cap Hex. Hd.	3
15	75-6270	Cover - Control Box	1	34	3256-3	Washer - Flat	4
16	75-1010	Assembly - Toggle Switch (Incl. Ref. #4)	2	35	322-3	Screw - Cap Hex. Hd.	3
17	32105-13	Screw - Cap Hex. Hd.	2	36	3290-354	Plate - Nut	2
18	3296-2	Nut - Lock	3				
19	27-2360	Assembly - Ignition Switch (Incl. Ref. #9-11)	1				

\*Not Illustrated      †Included in main wire harness assembly.      ■Obtain Locally.  
 ‡For different language versions of this part, see International Decal Cross Reference.



T-1501B

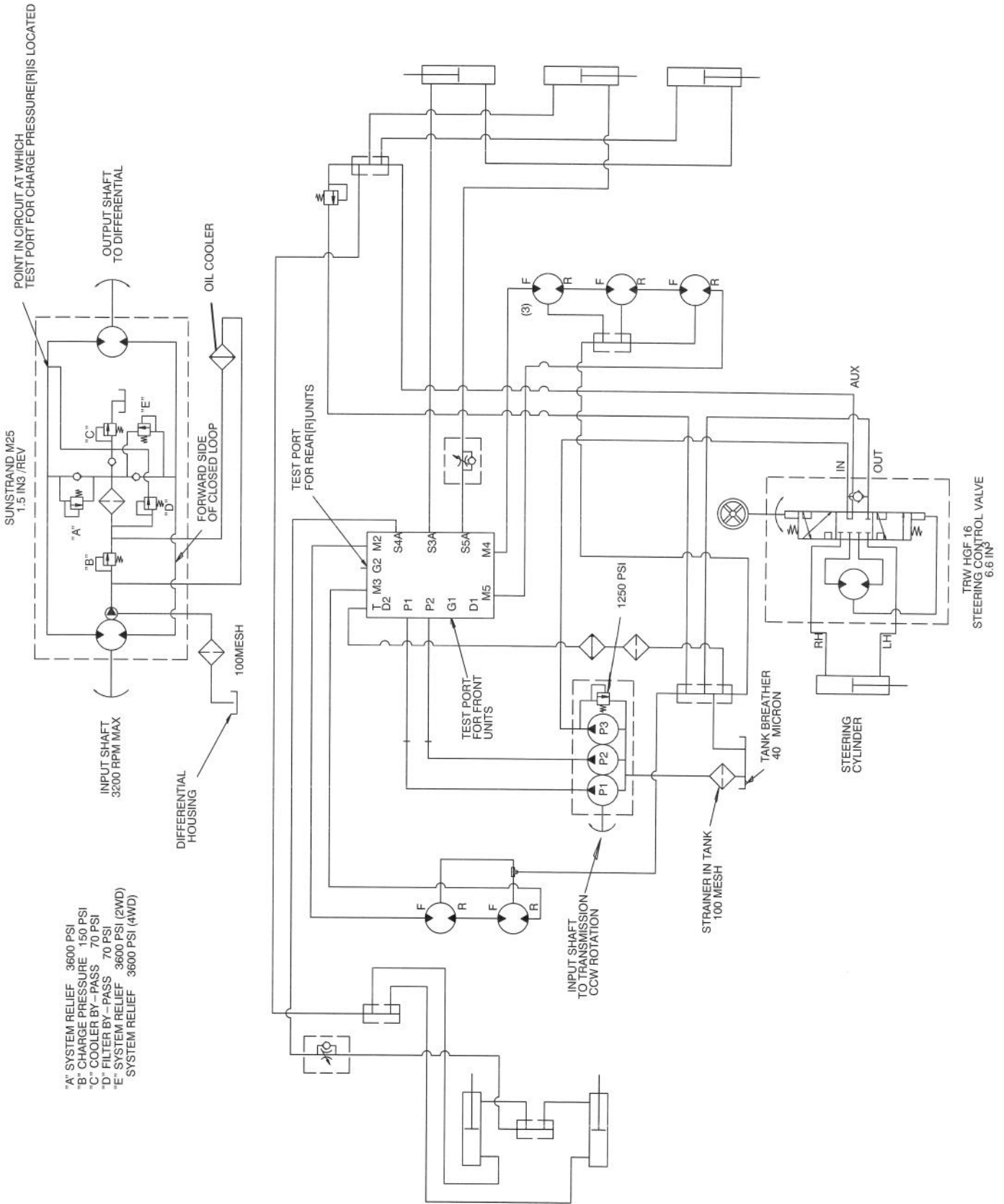
## CONTROL CONSOLE ASSEMBLY (Continued)

Ref. No.	Part No.	Description	No. Used	Ref. No.	Part No.	Description	No. Used
37	75-3420	Assembly - Lift Control (Incl. Ref. #3, 36 & 38-40)	1	48		Nut - Lock	1
38	218-590	Switch - Micro	2	49		Washer - Lock	1
39	3290-93	Screw - Cap Hex. Hd.	4	50	85-4460	Decal - HOC Selector	1
40	3290-488	Boot - Lift Control	1	51		Nut - Lock	1
41	32144-1	Screw - Cap Hex. Hd.	2	52		Washer - Lock	1
42	69-4780	Clamp - Light Cluster	1	53	2412-126	Clamp-R	1
43	32105-1	Screw - Cap Hex. Hd.	1	54	322-5	Screw - Cap Hex. Hd.	1
44	85-4470	Assembly - Potentiometer (Incl. Ref. #48 & 49) Note: Replacement of this part requires recalibration of electronic controller by distributor after installation.	1	55	32128-33	Nut - Lock, Flange Hd.	3
45	3273-26	Screw - Hex. Socket Hd.	2	56	93-0080	Asm. - Main Wire Harness	1
46	32144-18	Screw - Cap Hex. Hd.	2	†57	85-4491	Lamp - Diagnostic	1
47	75-6820	Meter - Hour	1	*†	70-8570	Breaker - Circuit	2
				*†	86-7560	Connector - Cover (3 Way)	3
				*†	86-7550	Connector - Cover (2 Way)	2
				*†	85-4650	Connector - Loop Back	1
				*	93-1358	Software - ECU RM5300D	1
				*	219-19	Bulb - Light	1

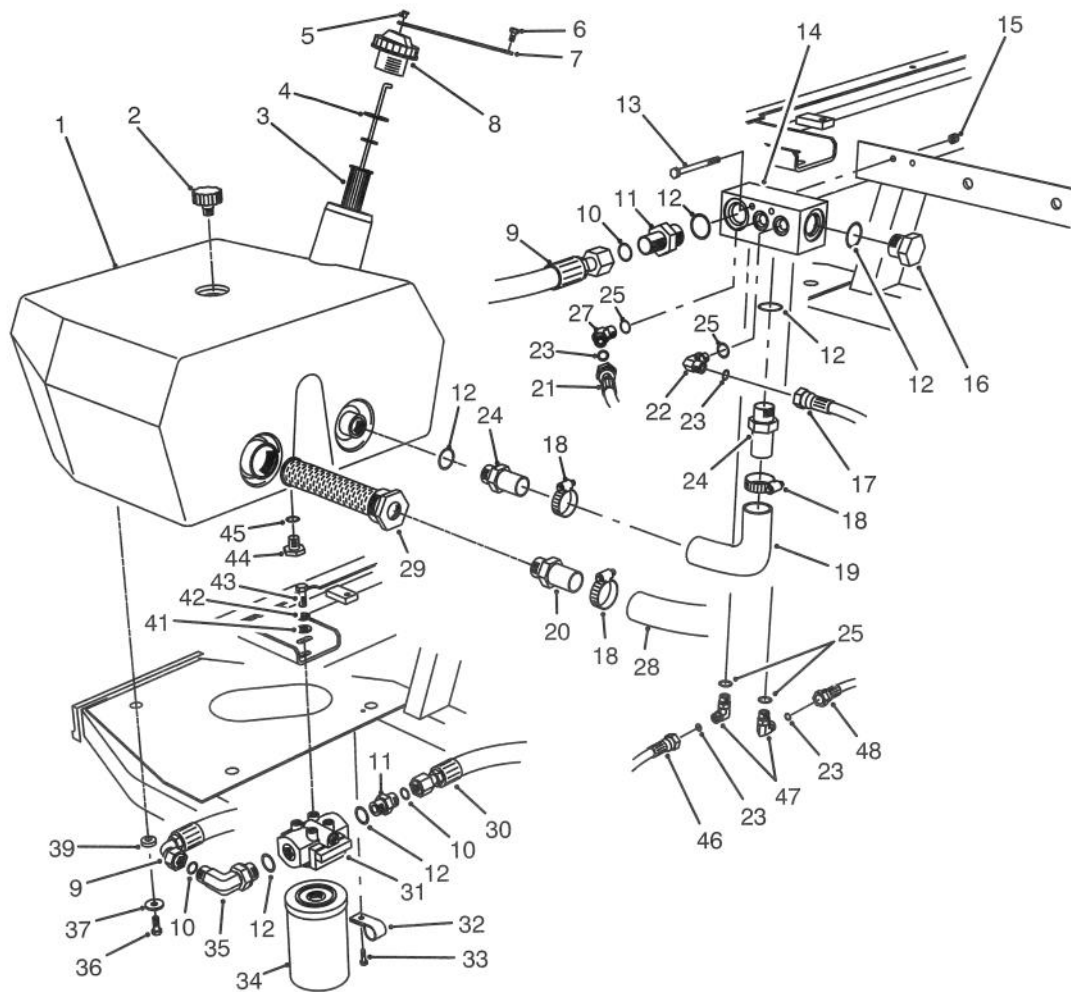
\*Not Illustrated

†Included in main wire harness assembly.

# HYDRAULIC SCHEMATIC



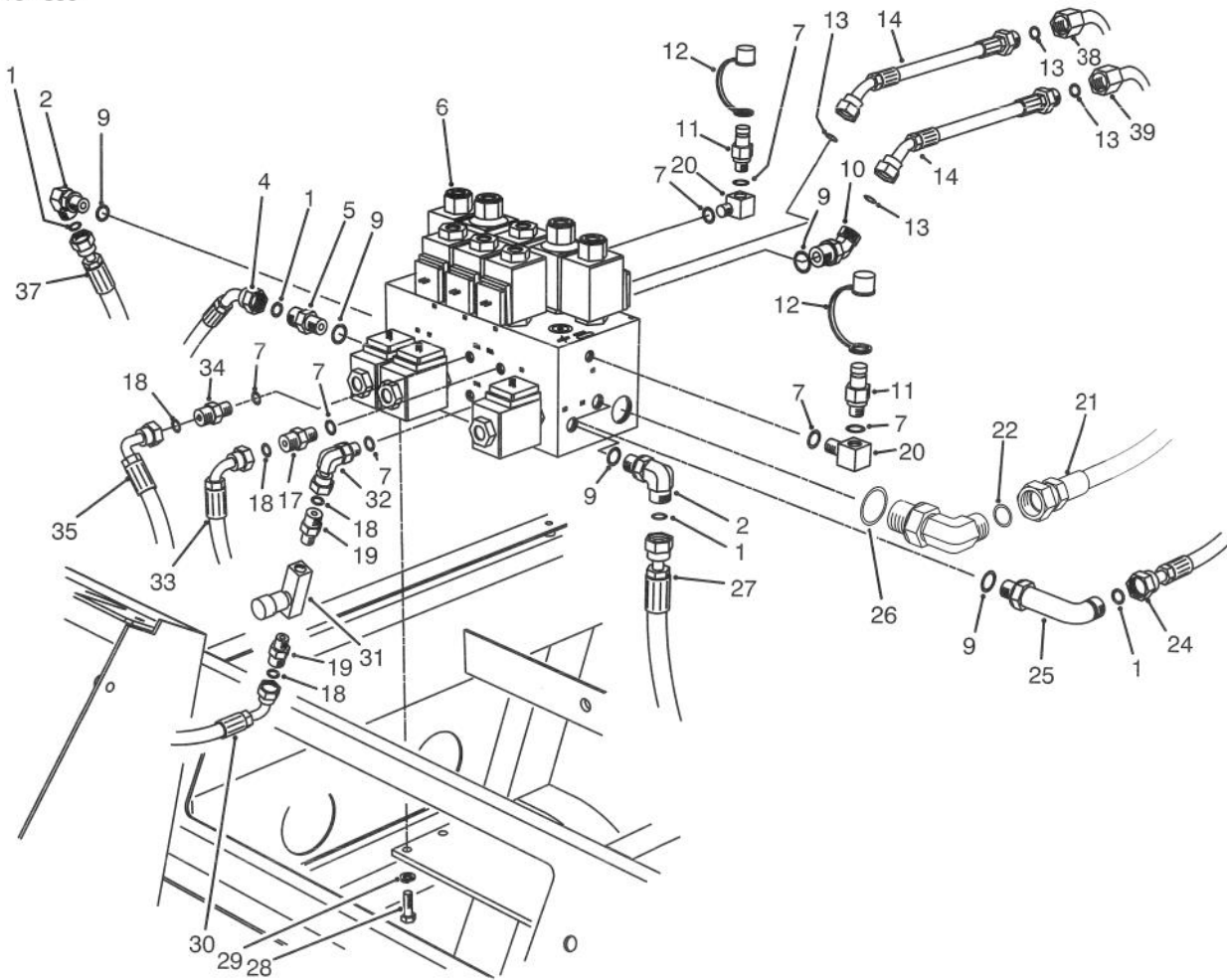
- "A" SYSTEM RELIEF 3600 PSI
- "B" CHARGE PRESSURE 150 PSI
- "C" COOLER BY-PASS 70 PSI
- "D" FILTER BY-PASS 70 PSI
- "E" SYSTEM RELIEF 3600 PSI (2WD)
- SYSTEM RELIEF 3600 PSI (4WD)



T-1048

## HYDRAULIC RESERVOIR ASSEMBLY

Ref. No.	Part No.	Description	No. Used	Ref. No.	Part No.	Description	No. Used
1	92-8785	Reservoir - Hydraulic	1	24	354-73	Fitting - Hydraulic Straight (Incl. Ref. #12)	2
2	68-6150	Breather - Hydraulic Tank	1	25	237-42	O-Ring	4
3	61-2790	Screen - Filler	1	27	340-87	Fitting - Hydraulic 45° (Incl. Ref. #25 & 23)	1
4	75-3710	Dipstick	1	28	75-6870	Hose - Hydraulic Suction	1
5		Retainer - Tether	1	29	75-0550	Strainer - Suction	1
6	321-2	Screw - Cap Hex. Hd.	1	30	93-0077	Hose - Hydraulic	1
7	75-0540	Assembly - Tether (Incl. Ref. #5)	1	31	75-1300	Asm. - Hydraulic Filter Head	1
8	93-3103	Cap - Hydraulic Reservoir	1	32	2412-93	Clamp - R	2
9	75-6130	Hose - Hydraulic	1	33	32144-10	Screw - Hex. Washer Hd.	2
10	237-65	O-Ring	5	34	75-1310	Element - Hydraulic Filter	1
11	340-8	Fitting - Hydraulic Straight (Incl. Ref. #10 & 12)	2	35	340-139	Fitting - Hydraulic 90° (Incl. Ref. #10 & 12)	1
12	237-81	O-Ring	4	36	323-5	Screw - Cap Hex. Hd.	3
13	321-23	Screw - Cap Hex. Hd.	2	37	63-8410	Washer - Flat	3
14	92-9098	Manifold - Tank	1	39	240-11	Grommet	3
15	3296-42	Nut - Lock	2	41	3256-24	Washer - Flat	2
16	354-74	Fitting - Hydraulic Plug (Incl. Ref. #12)	1	42	3253-21	Washer - Lock	2
17	75-6250	Hose - Hydraulic	1	43	323-4	Screw - Cap Hex. Hd.	2
18	2412-34	Clamp - Hose	3	44	353-550	Fitting - Plug (Incl. Ref. #45)	1
19	75-5720	Hose - Hydraulic	1	45	237-79	O-Ring	1
20	353-682	Fitting - Hydraulic Straight	1	46	92-9096	Assembly - Hose	1
21	93-0119	Hose - Hydraulic	1	47	340-82	Fitting - Hydraulic 90° (Incl. Ref. #23 & 25)	2
22	340-77	Fitting - Hydraulic 90° (Incl. Ref. #23 & 25)	1	48	88-9460	Hose - Hydraulic	1
23	237-22	O-Ring	6				

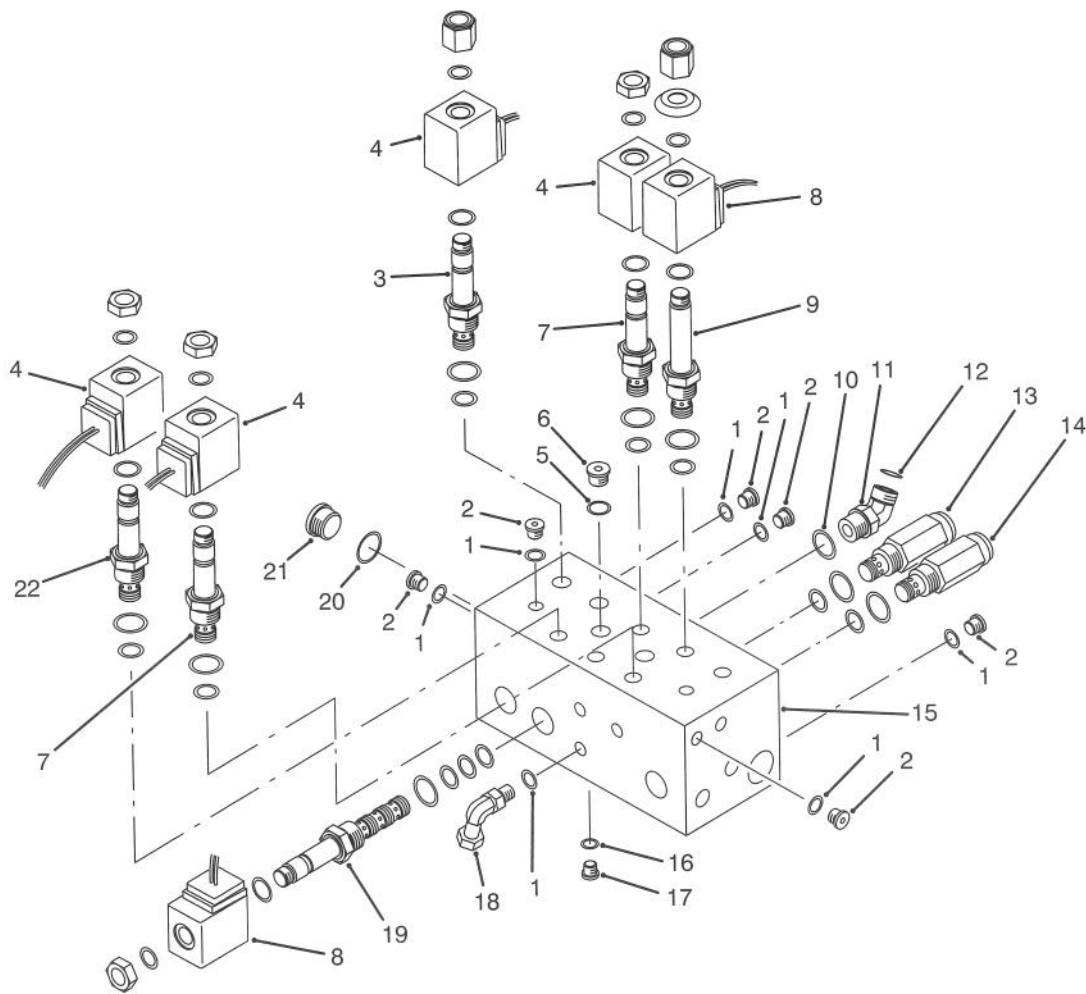


T-1094A

## HYDRAULIC CONTROL MANIFOLD ASSEMBLY

Ref. No.	Part No.	Description	No. Used
1	237-22	O-Ring	4
2	340-18	Fitting - Hydraulic 90° (Incl. Ref. #1 & 9)	2
4	92-1725	Hose - Hydraulic	1
5	340-3	Fitting - Hydraulic Straight (Incl. Ref. #1 & 9)	1
6	93-3611	Asm. - Control Manifold	1
7	237-78	O-Ring	6
9	237-79	O-Ring	6
10	340-101	Fitting - Hydraulic Straight (Incl. Ref. #9 & 13)	2
11	354-77	Fitting - Test Port (Incl. Ref. #7)	2
12	354-79	Cap - Test Port	2
13	237-30	O-Ring	4
14	86-9190	Hose - Hydraulic	2
17	340-92	Fitting - Hydraulic Straight (Incl. Ref. #7 & 18)	2
18	237-21	O-Ring	4
19	340-13	Fitting - Hydraulic Straight (Incl. Ref. #18)	2
20	75-6640	Fitting - Hydraulic 90° (Incl. Ref. #7)	2

Ref. No.	Part No.	Description	No. Used
21	93-0078	Hose - Hydraulic	1
22	237-65	O-Ring	1
23	340-139	Fitting - Hydraulic 90° (Incl. Ref. #22 & 26)	1
24	92-1721	Hose - Hydraulic	1
25	93-3612	Fitting - Hydraulic 90° (Incl. Ref. #1 & 9)	1
26	237-81	O-Ring	1
27	92-1723	Hose - Hydraulic	1
28	322-3	Screw - Cap Hex. Hd.	4
29	3253-4	Washer - Lock	4
30	75-5900	Hose - Hydraulic	1
31	82-8270	Valve - Flow Control	1
32	340-143	Fitting - Hydraulic 90° (Incl. Ref. #7)	1
33	93-0118	Hose - Hydraulic	1
35	75-5890	Hose - Hydraulic	1
37	92-1728	Hose - Hydraulic	1
38	93-3642	Tube - Hydraulic	1
39	93-3643	Tube - Hydraulic	1

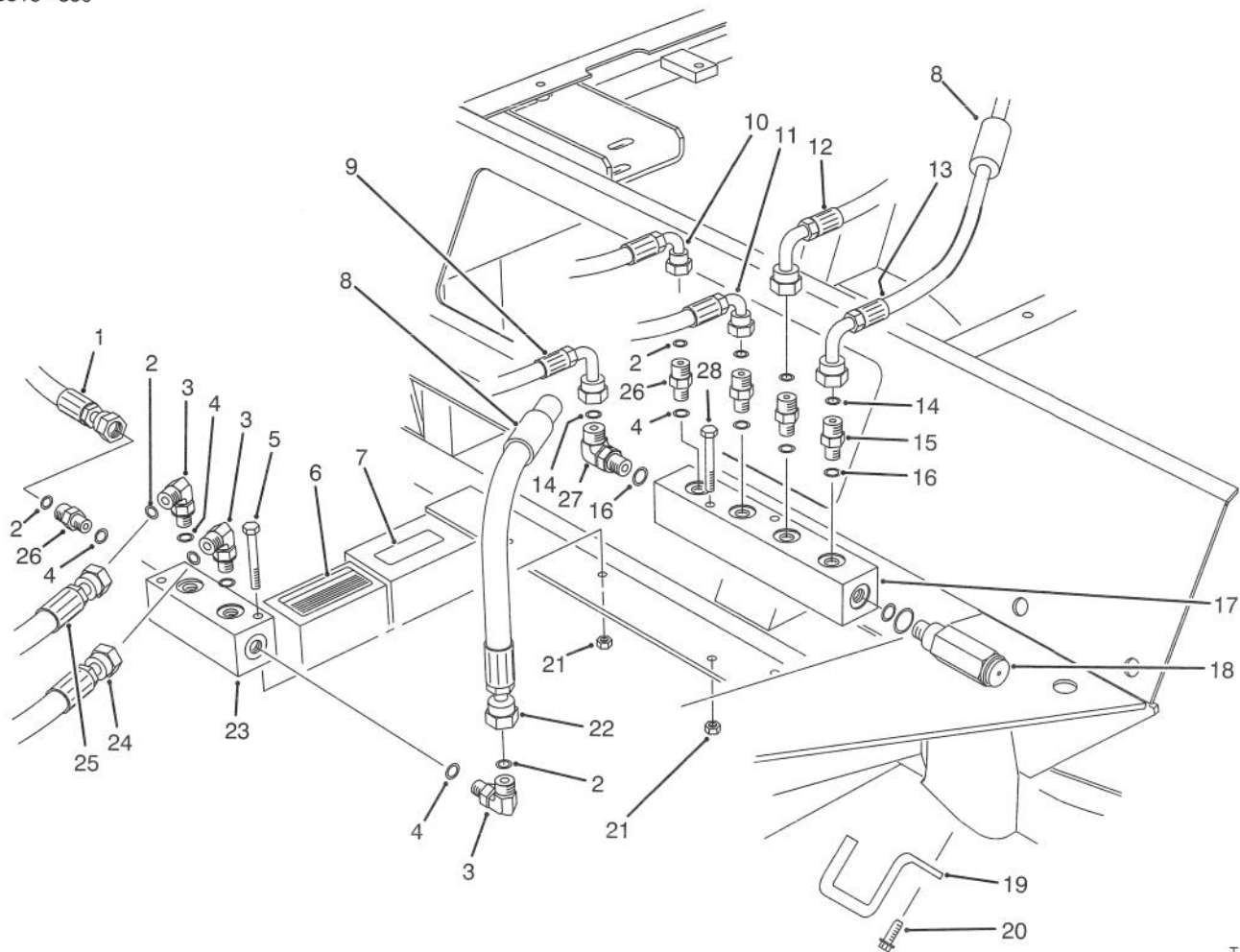


T-1503

## CONTROL MANIFOLD ASSEMBLY

Ref. No.	Part No.	Description	No. Used	Ref. No.	Part No.	Description	No. Used
1	237-78	O-Ring	12	14	75-2010	Cartridge - Relief 2000 psi (Use Seal Kit #75-2080)	1
2	353-990	Plug (Incl. Ref. #1)	11	15		Body - Manifold	1
3	88-7020	Cartridge - N.O. (Use Seal Kit #75-2080)	2	16	237-156	O-Ring	2
4	88-9190	Solenoid - 20 Watt	6	17	353-991	Plug (Incl. Ref. #16)	2
5	237-42	O-Ring	2	18	340-143	Fitting - Hydraulic 90° (Incl. Ref. #1)	1
6	353-989	Plug (Incl. Ref. #5)	2	19	88-6960	Cartridge - 4W/2P (Use Seal Kit #75-2090)	3
7	88-6990	Cartridge - N.C. (Use Seal Kit #75-2080)	3	20	237-80	O-Ring	1
8	88-9200	Solenoid - 28 Watt	5	21	354-70	Plug (Incl. Ref. #20)	1
9	88-6970	Cartridge - N.O. (Use Seal Kit #75-2080)	2	22	92-6315	Cartridge - N.C. (Use Seal Kit #75-2080)	1
10	237-79	O-Ring	1	*	75-2080	Kit - Seal	10
11	340-101	Fitting - Hydraulic 45° (Incl. Ref. #10 & 12)	1	*	75-2090	Kit - Seal	3
12	237-30	O-Ring	1				
13	75-0920	Cartridge - Relief 3000 psi (Use Seal Kit #75-2080)	1				

\*Not Illustrated



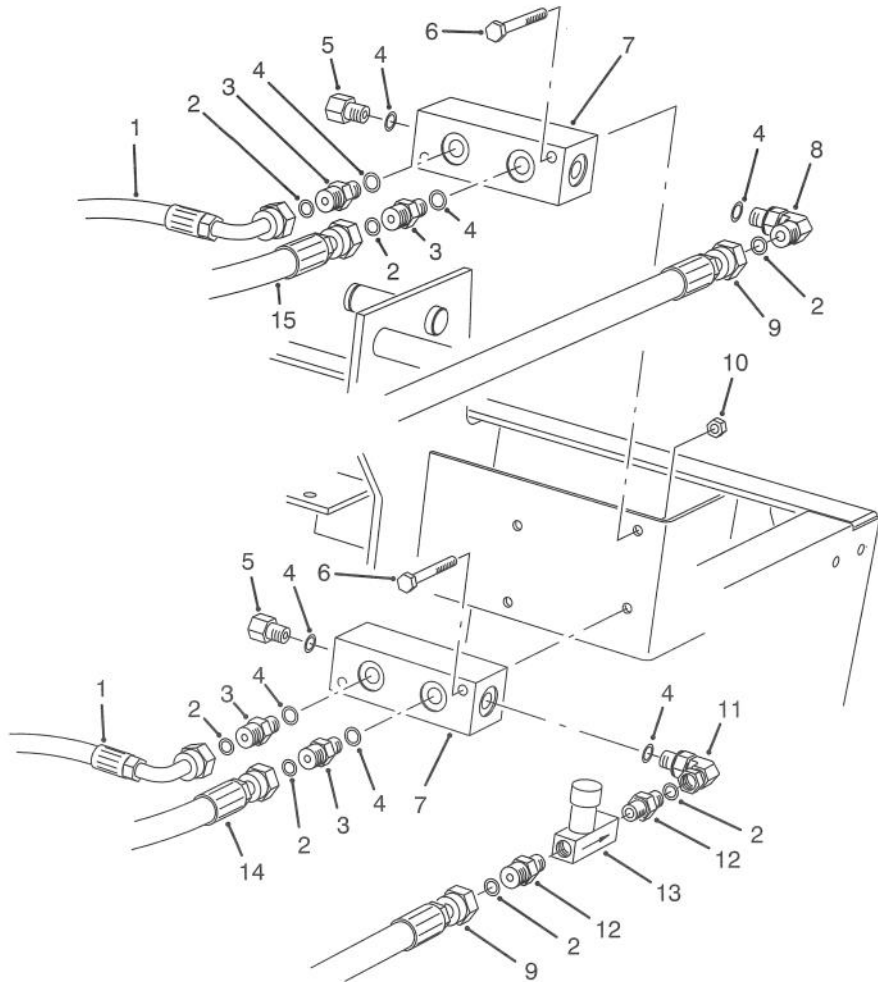
T-1058A

## FRONT HYDRAULIC MANIFOLDS

Ref. No.	Part No.	Description	No. Used
1	92-1722	Hose - Hydraulic	1
2	237-21	O-Ring	7
3	340-132	Fitting - Hydraulic 90° (Incl. Ref. #2 & 4)	3
4	237-78	O-Ring	7
5	321-11	Screw - Cap Hex. Hd.	2
6	88-0440	Decal - Floor Plate	1
7	85-4730	Decal - Oil	1
8	38-3400	Guard - Rubber	2
9	75-5940	Hose - Hydraulic	1
10	75-5890	Hose - Hydraulic	1
11	75-5910	Hose - Hydraulic	1
12	93-0118	Hose - Hydraulic	1
13	93-0119	Hose - Hydraulic	1
14	237-22	O-Ring	2
15	340-2	Fitting - Hydraulic Straight (Incl. Ref. #14 & 16)	2

Ref. No.	Part No.	Description	No. Used
16	237-42	O-Ring	2
17	93-0139	Manifold - Hydraulic	1
18	93-0143	Cartridge - Relief 250 psi (Use Seal Kit #75-2080)	1
19	75-5300	Rod - Hose Support	2
20	49-2040	Screw - Hex. Washer Hd.	4
21	3296-42	Nut - Lock	4
22	92-9096	Hose - Hydraulic	1
23	75-1180	Manifold - Hydraulic	1
24	92-1726	Hose - Hydraulic	1
25	92-1729	Hose - Hydraulic	1
26	340-92	Fitting - Hydraulic Straight (Incl. Ref. #2 & 4)	4
27	340-77	Fitting - Hydraulic 90° (Incl. Ref. #14 & 16)	1
28	321-18	Screw - Cap Hex. Hd.	2

\*Not Illustrated

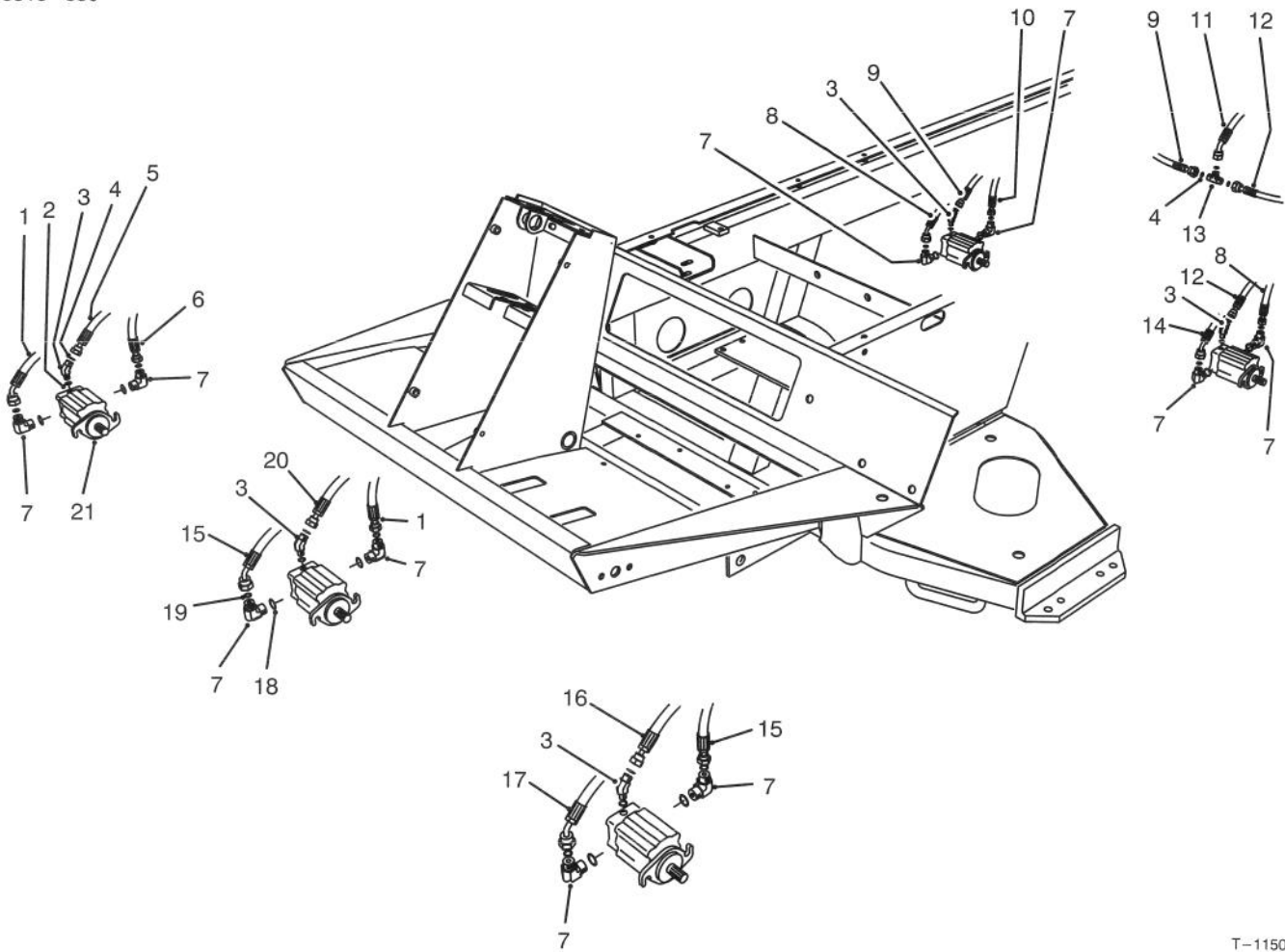


T-1095

## REAR HYDRAULIC MANIFOLDS

Ref. No.	Part No.	Description	No. Used
1	75-6180	Hose - Hydraulic	2
2	237-21	O-Ring	7
3	340-92	Fitting - Hydraulic Straight (Incl. Ref. #2 & 4)	4
4	237-78	O-Ring	8
5	353-512	Fitting - Hydraulic Plug (Incl. Ref. #4)	2
6	321-11	Screw - Cap Hex. Hd.	4
7	75-1180	Manifold	2
8	340-132	Fitting - Hydraulic 90° (Incl. Ref. #2 & 4)	1

Ref. No.	Part No.	Description	No. Used
9	93-0118	Hose - Hydraulic	2
10	32128-33	Nut - Lock	4
11	340-143	Fitting - Hydraulic 90° (Incl. Ref. #4)	1
12	340-13	Fitting - Hydraulic Straight (Incl. Ref. #2)	2
13	82-8270	Valve - Flow Control	1
14	75-6080	Hose - Hydraulic	1
15	75-6070	Hose - Hydraulic	1

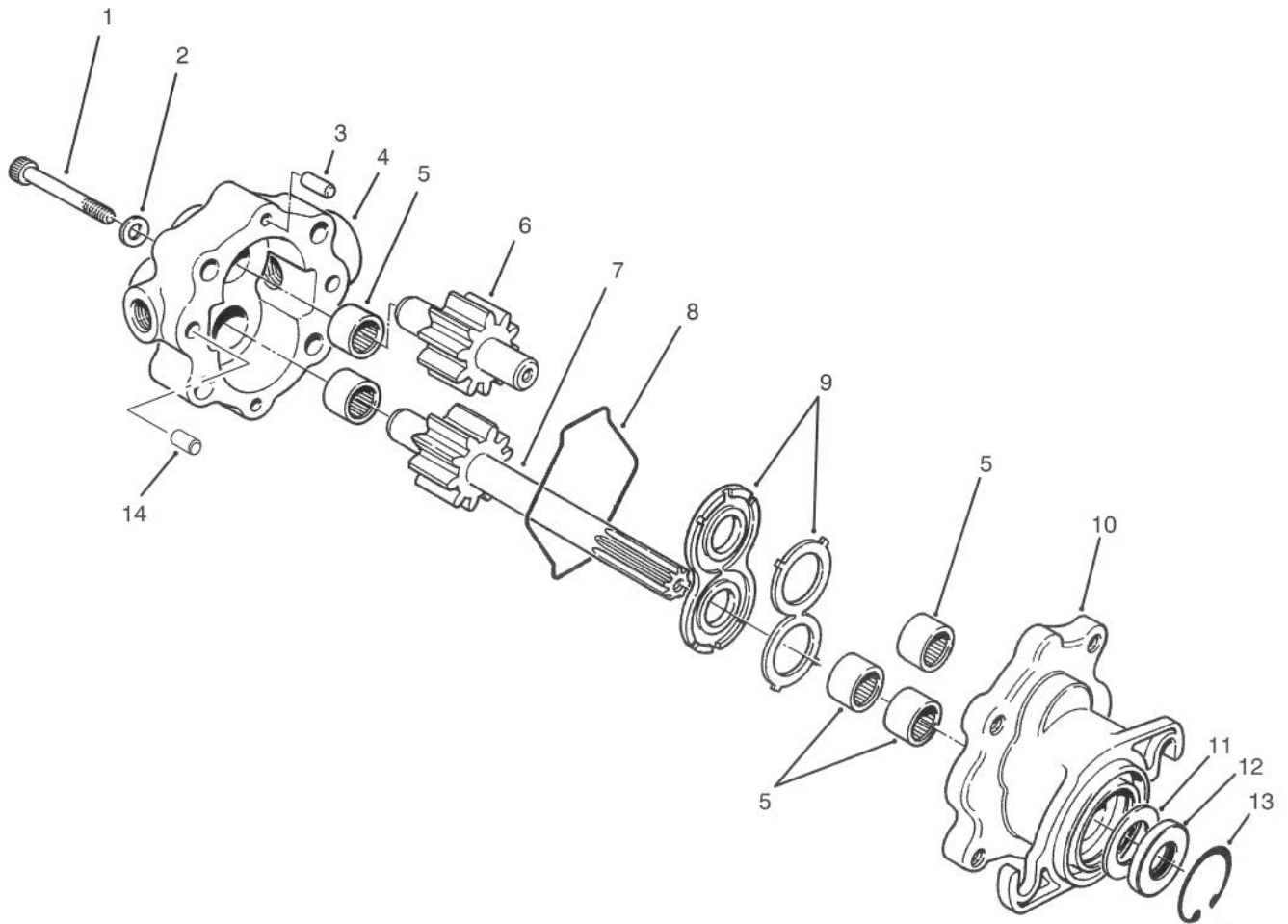


T-1150

## CUTTING UNIT HYDRAULIC COMPONENTS

Ref. No.	Part No.	Description	No. Used
1	92-1724	Hose - Hydraulic	1
2	237-78	O-Ring	5
3	340-103	Fitting - Hydraulic 45° (Incl. Ref. #2 & 4)	5
4	237-21	O-Ring	8
5	92-1722	Hose - Hydraulic	1
6	92-1725	Hose - Hydraulic	1
7	340-18	Fitting - Hydraulic 90° (Incl. Ref. #18 & 19)	10
8	92-1719	Hose - Hydraulic	1
9	91-1717	Hose - Hydraulic	1
10	92-1723	Hose - Hydraulic	1

Ref. No.	Part No.	Description	No. Used
11	88-9460	Hose - Hydraulic	1
12	92-1718	Hose - Hydraulic	1
13	340-21	Fitting - Hydraulic Tee (Incl. Ref. #4)	1
14	92-1721	Hose - Hydraulic	1
15	92-1727	Hose - Hydraulic	1
16	92-1726	Hose - Hydraulic	1
17	92-1728	Hose - Hydraulic	1
18	237-79	O-Ring	10
19	237-22	O-Ring	10
20	92-1729	Hose - Hydraulic	1
21	93-1375	Motor - Hydraulic	5



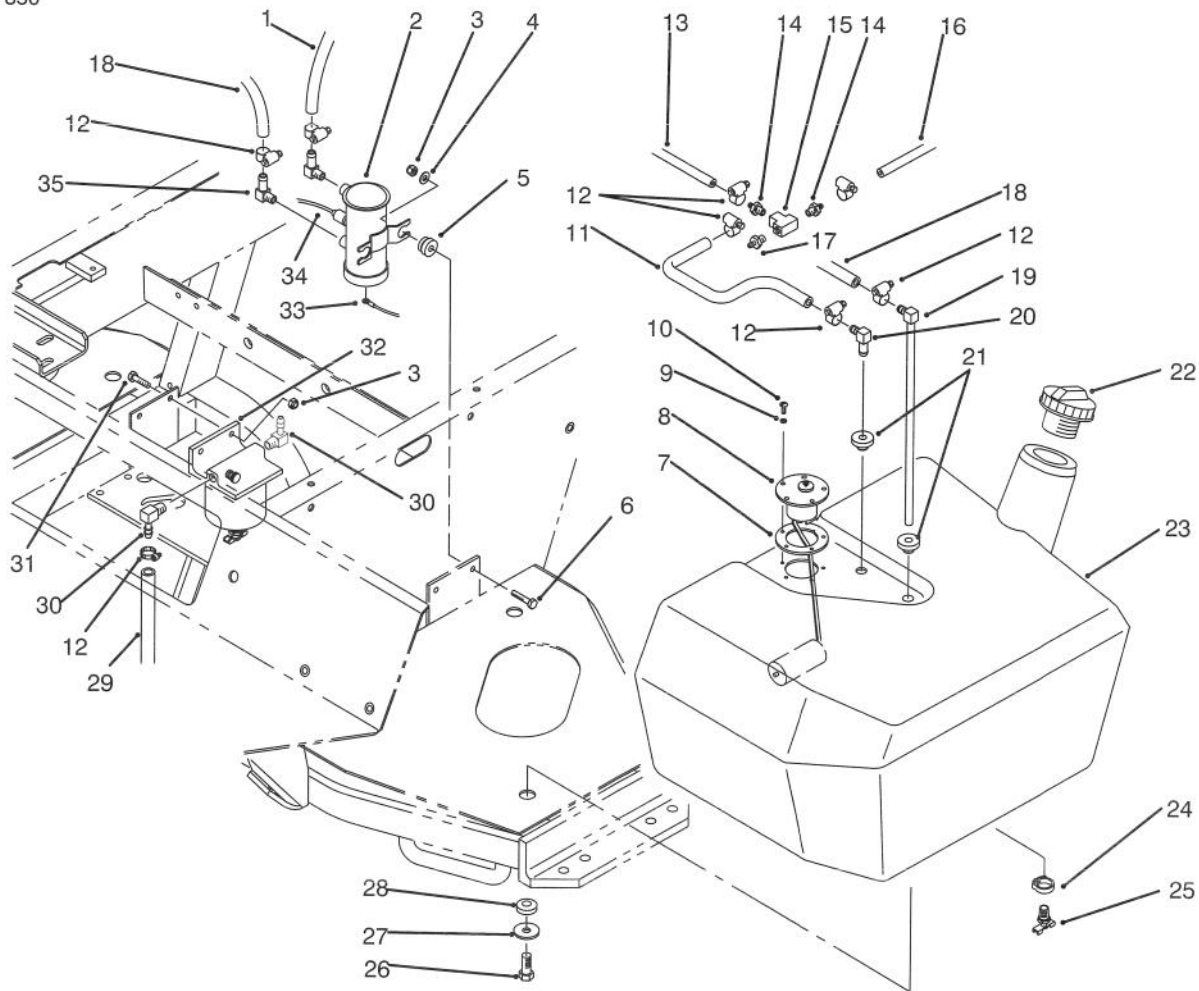
T-1872

## REEL MOTOR ASSEMBLY NO. 93-1375

Ref. No.	Part No.	Description	No. Used
1	354-50	Screw-Hex Socket Hd.	4
2	354-51	Washer	4
3	353-599	Pin-Dowel	2
4	93-3614	Assembly - Cover (Incl. Ref. #5)	1
†5		Bearing-Needle	5
6	93-3616	Assembly - Idler Gear	1
7	93-3615	Assembly - Drive Shaft	1
8	354-46	Ring-Seal	1

Ref. No.	Part No.	Description	No. Used
9	74-3810	Assembly - Load Plate	1
10	92-8795	Assembly - Body (Incl. Ref. #5)	1
†11		Spacer	1
†12		Seal-Shaft	1
13	32151-41	Ring - Retaining	1
14	92-8796	Pin - Dowel	2
*	92-8863	Repair Kit (Incl. Ref. #8, & 11-13)	1

\*Not Illustrated



T-1884

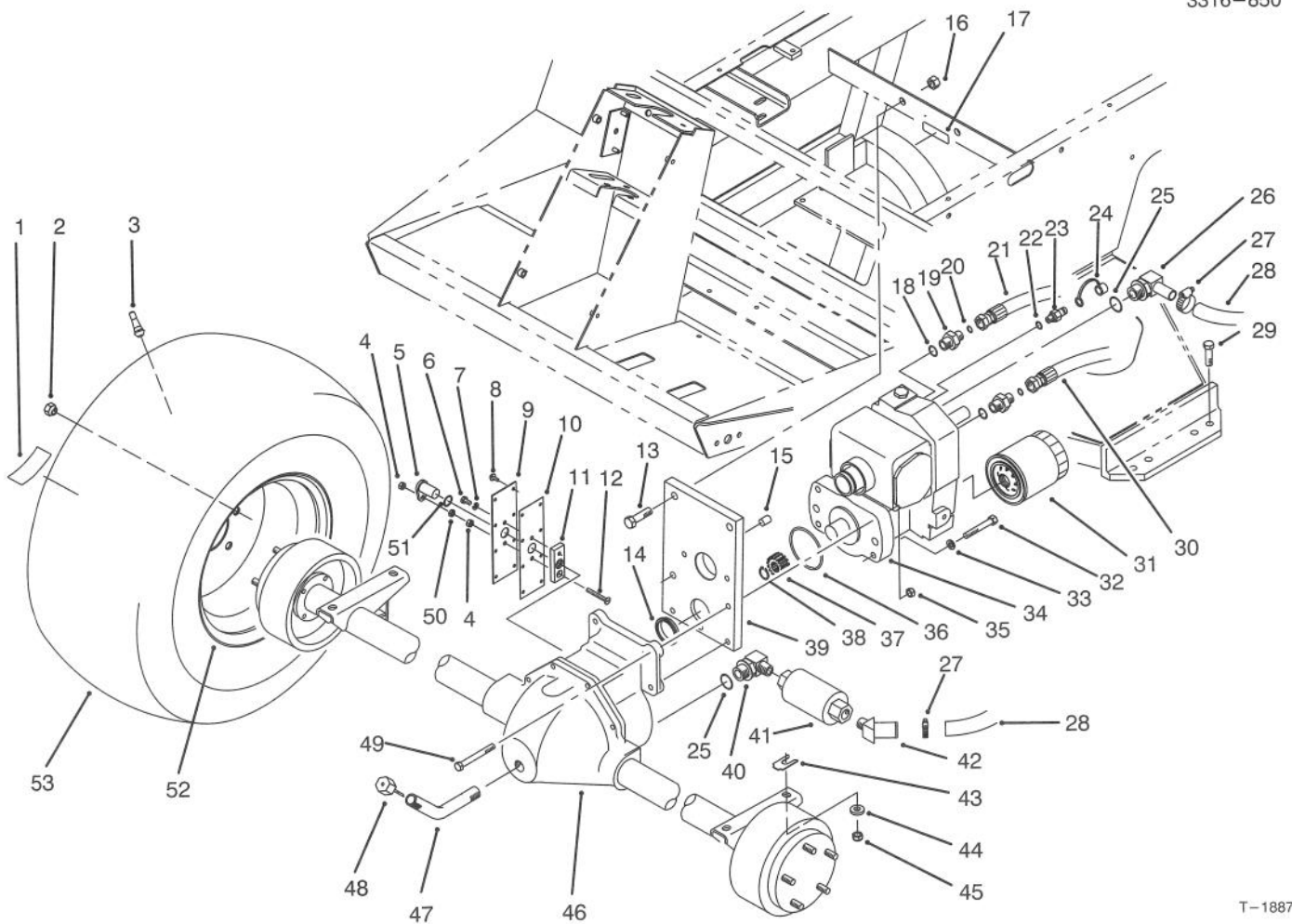
## FUEL TANK ASSEMBLY

Ref. No.	Part No.	Description	No. Used
1	63-7610	Hose - Fuel	1
2	53-8150	Assembly - Fuel Pump (Incl. Ref. #5 & 33-34)	1
3	3296-42	Nut - Lock	4
4	3256-22	Washer - Flat	2
†5		Mount - Rubber	2
6	321-8	Screw - Cap Hex. Hd.	2
7	62-7650	Gasket - Sending Unit	1
8	63-7640	Unit - Sending	1
9	3253-15	Washer - Lock	5
10	32122-24	Screw - Round Hd.	5
11	27-5340	Hose - Fuel	1
12	2412-108	Clamp - Hose	11
13	75-4700	Hose - Fuel	1
14	354-22	Fitting - Fuel, Straight	2
15	354-20	Fitting - Fuel Tee	1
16	75-4701	Hose - Fuel	1
17	354-21	Fitting - Fuel Straight	1
18	44-2670	Hose - Fuel	1

Ref. No.	Part No.	Description	No. Used
19	66-8121	Standpipe - Elbow 90°	1
20	46-6550	Connector - Fuel, Elbow 90°	1
21	46-6560	Grommet	2
22	93-3102	Cap - Fuel Tank	1
23	92-8780	Assembly - Fuel Tank (Incl. Ref. #24-25)	1
24	2412-36	Clamp - Drain	1
25	304-46	Fitting - Drain	1
26	323-5	Screw - Cap Hex. Hd.	3
27	63-8410	Washer - Flat	3
28	240-11	Grommet	3
29	63-7628	Hose - Fuel	1
30	353-781	Fitting - 90°	2
31	321-6	Screw - Cap Hex. Hd.	2
32	63-7650	Filter - Fuel	1
33	70-8530	Wire - Fuel Pump	1
34	218-579	Wire - Fuel Pump	1
35	67-1690	Fitting - Fuel Elbow 90°	2

\*Not Illustrated

†Not Serviced Separately



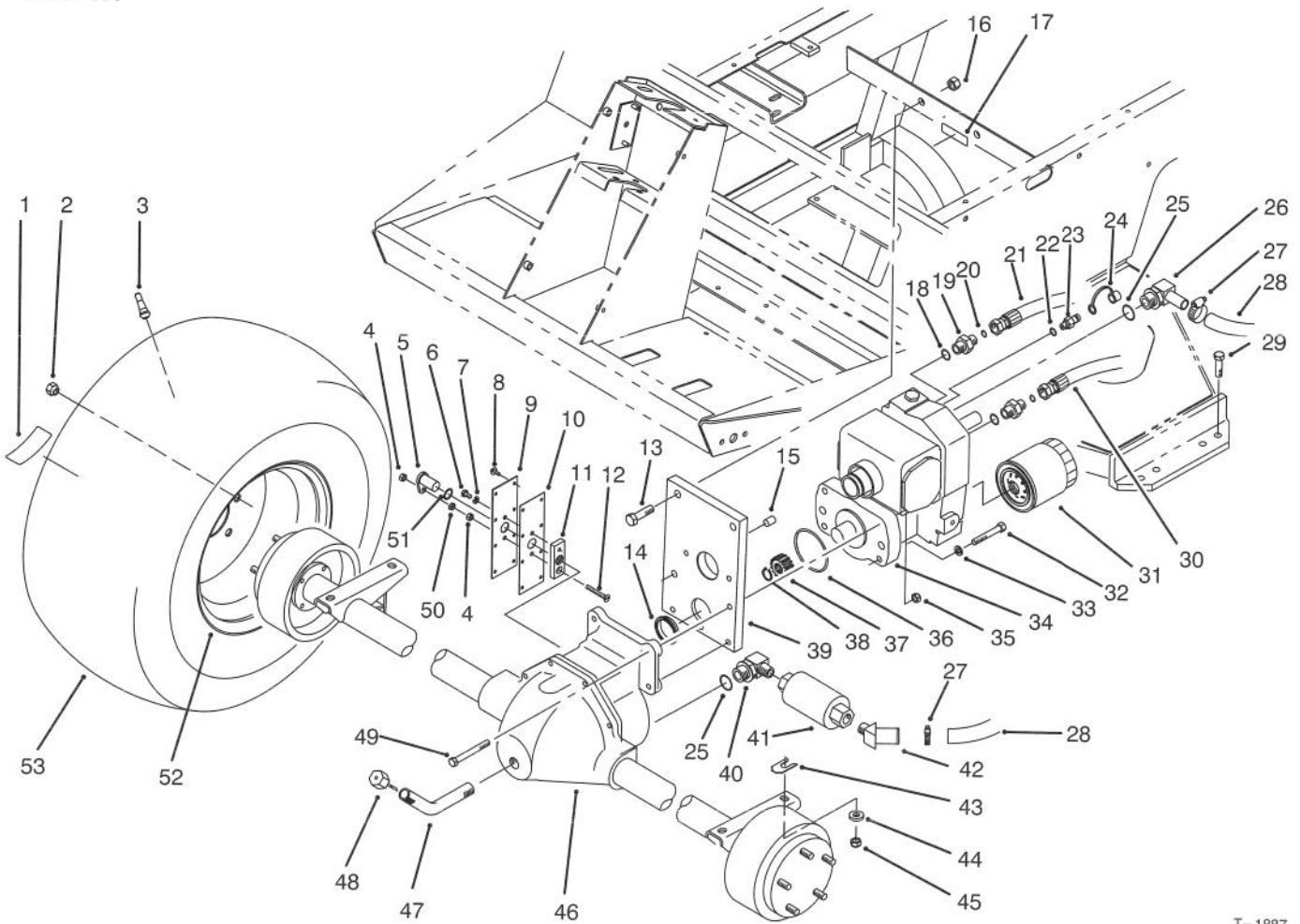
T-1887

## FRONT AXLE & TRANSMISSION ASSEMBLY

Ref. No.	Part No.	Description	No. Used
1	76-8730	Decal - Bolt Torque	2
2	23-7270	Nut - Lug	10
3	232-27	Stem - Valve	2
4	3296-56	Nut - Lock	2
5	85-4350	Sensor - Gear Tooth	1
6	321-2	Screw - Cap Hex. Hd.	1
7	3253-3	Washer - Lock	1
8	32144-112	Screw - Cap Hex. Hd.	8
9	85-4330	Cover - Gear	1
10	92-5797	Gasket - Axle	1
11	85-4340	Plate - Sensor Mounting	1
12	32108-9	Screw - Machine	1
13	325-7	Screw - Cap Hex. Hd.	2
14	75-3110	Collar - Transmission	1
15	92-4808	Sleeve - Trans. Pilot	1
16	3296-23	Nut - Lock	2
17	77-0490	Decal - Bolt (English)	1
18	237-79	O-Ring	2
19	340-3	Fitting - Hydraulic, Straight (Incl. Ref. #18 & 20)	2
20	237-22	O-Ring	2
21	93-0076	Hose - Hydraulic	1
22	237-78	O-Ring	1
23	354-77	Fitting - Hydraulic Test Port (Incl. Ref. #22)	1

Ref. No.	Part No.	Description	No. Used
24	354-79	Cap - Test Port	1
25	237-81	O-Ring	2
26	75-4720	Fitting - Hydraulic 90° (Incl. Ref. #25)	1
27	2412-129	Clamp - Hose	2
28	75-6350	Hose	1
29	324-6	Screw - Cap Hex. Hd.	4
30	93-0075	Hose - Hydraulic	1
31	75-1330	Filter - Oil	1
32	323-12	Screw - Cap Hex. Hd.	2
33	3253-21	Washer - Lock	2
34	75-0012	Assembly - Transmission	1
35	3296-39	Nut - Lock	2
36	237-161	O-Ring	1
37	86-7220	Gear - Pinion	1
38	32151-62	Ring - Retaining	1
39	92-4846	Asm. - Trans. Support (Incl. Ref. #14 & 15)	1
40	354-75	Fitting - Hydraulic 90° (Incl. Ref. #25)	1
41	75-6340	Strainer - In-Line	1
42	354-72	Fitting - Hydraulic 45°	1
43	42-6080	Shim - Axle	A/R
44	66-6480	Washer - Flat	4
45	3296-48	Nut - Lock	4

‡For different language versions of this part, see International Decal Cross Reference.

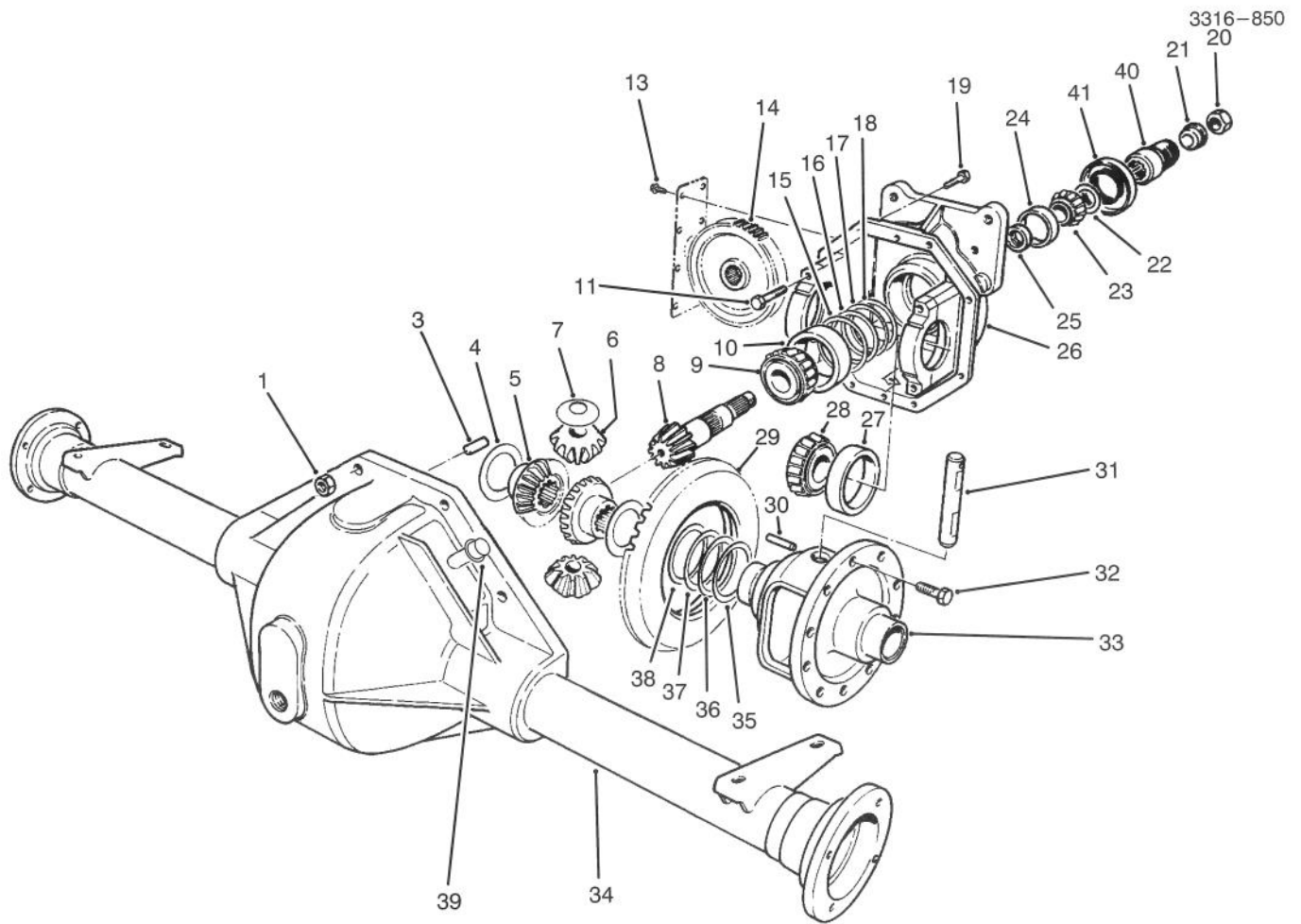


T-1887

## FRONT AXLE & TRANSMISSION ASSEMBLY (Continued)

Ref. No.	Part No.	Description	No. Used
46	93-0084	Assembly - Front Axle	1
47	75-6850	Tube - Oil Fill	1
48	27-3710	Dipstick - Axle	1
49	323-20	Screw - Cap Hex. Hd.	2

Ref. No.	Part No.	Description	No. Used
50	3218-1	Nut - Jam	1
51	237-181	O-Ring	1
52	217-120	Rim	2
53	231-134	Tire	2



T-1315A

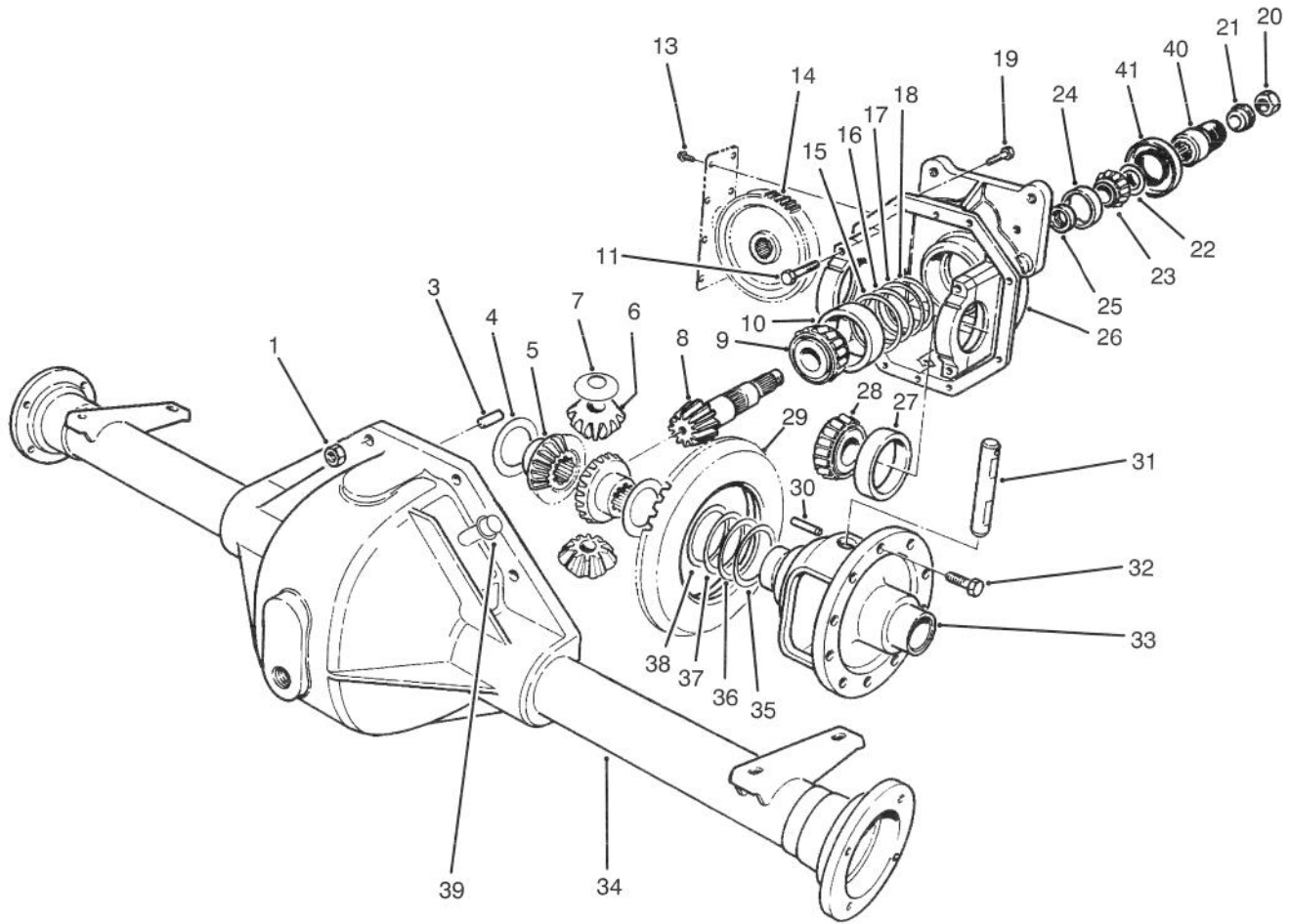
## FRONT AXLE ASSEMBLY NO. 93-0084

Ref. No.	Part No.	Description	No. Used
1	32144-5	Nut	8
3	21-8270	Pin-Dowel	2
4	21-7720	Washer-Thrust	2
5	24-8790	Gear-Bevel, Differential	2
6	21-7690	Gear-Pinion	2
7	21-7730	Washer-Thrust	2
†8		Pinion-Drive	1
9	43-6760	Cone-Bearing, tapered	1
10	43-6750	Cup-Bearing, Tapered	1
11	92-1773	Screw-Cap, Hex Hd.	4
13	32144-112	Screw-Thread Forming	8
14	86-7230	Gear-Spur	1
15	43-6710	Diff. Adjust. Shim .003	A/R
16	43-6711	Diff. Adjust. Shim .005	A/R
17	43-6712	Diff. Adjust. Shim .010	A/R
18	43-6713	Diff. Adjust. Shim .030	A/R
19	3210-8	Screw - Cap, Hex Hd.	8
20	71-4350	Nut	1
21	83-5130	Spacer - Pinion	1
22	72-3570	Shim .094 - Diff. Adjust.	A/R
*	72-3571	Shim .096 - Diff. Adjust.	A/R
*	72-3572	Shim .098 - Diff. Adjust.	A/R
22	72-3573	Shim .100 - Diff. Adjust.	A/R

Ref. No.	Part No.	Description	No. Used
*	72-3574	Shim .102 - Diff. Adjust.	A/R
*	72-3575	Shim .104 - Diff. Adjust.	A/R
*	72-3576	Shim .106 - Diff. Adjust.	A/R
*	72-3577	Shim .108 - Diff. Adjust.	A/R
*	72-3578	Shim .110 - Diff. Adjust.	A/R
*	72-3580	Shim .112 - Diff. Adjust.	A/R
*	72-3581	Shim .114 - Diff. Adjust.	A/R
*	72-3582	Shim .116 - Diff. Adjust.	A/R
*	72-3583	Shim .118 - Diff. Adjust.	A/R
*	72-3584	Shim .120 - Diff. Adjust.	A/R
*	72-3585	Shim .125 - Diff. Adjust.	A/R
*	72-3586	Shim .127 - Diff. Adjust.	A/R
*	72-3587	Shim .129 - Diff. Adjust.	A/R
*	72-3588	Shim .131 - Diff. Adjust.	A/R
*	72-3590	Shim .133 - Diff. Adjust.	A/R
*	72-3591	Shim .135 - Diff. Adjust.	A/R
*	72-3592	Shim .137 - Diff. Adjust.	A/R
*	72-3593	Shim .139 - Diff. Adjust.	A/R
*	72-3594	Shim .141 - Diff. Adjust.	A/R
*	72-3595	Shim .143 - Diff. Adjust.	A/R
*	72-3596	Shim .145 - Diff. Adjust.	A/R
*	72-3597	Shim .147 - Diff. Adjust.	A/R
*	72-3598	Shim .149 - Diff. Adjust.	A/R

\*Not Illustrated

†Not Serviced Separately



T-1315A

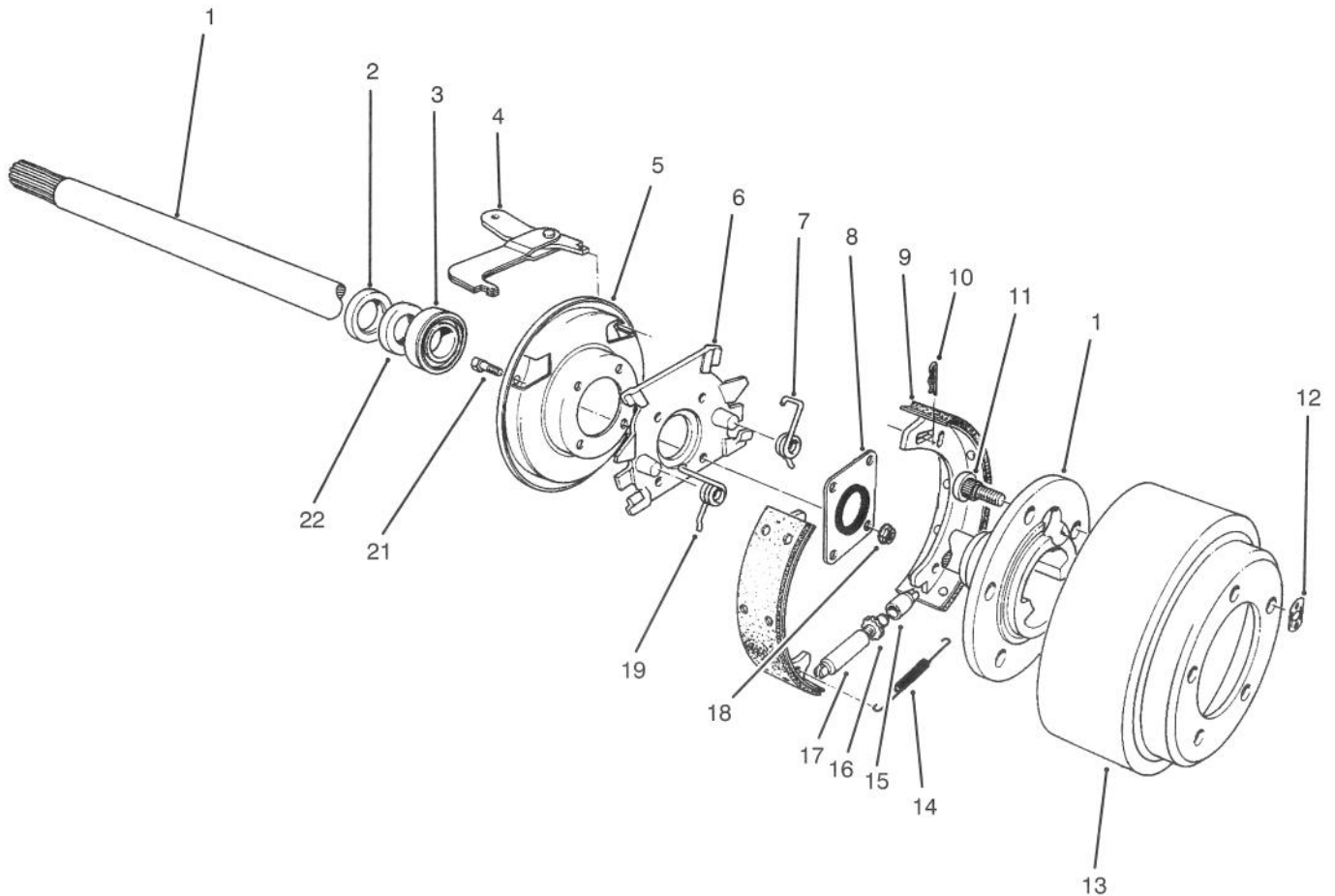
### FRONT AXLE ASSEMBLY NO. 93-0084 (Continued)

Ref. No.	Part No.	Description	No. Used
22	72-3600	Shim .151 - Diff. Adjust.	A/R
23	254-91	Cone-Bearing	1
24	21-8390	Cup-Bearing	1
25	21-8020	Spacer-Front Pinion	1
26	93-3619	Upper Housing (Incl. Ref. #11)	1
27	254-66	Cup-Tapered Bearing	2
28	254-65	Cone-Tapered Bearing	2
†29		Gear-Ring	1
30	21-7710	Pin-Roll	1
31	21-7700	Shaft-Pinion Mate	1
32	93-3620	Screw-Drive Gear	5
33	21-7670	Case-Differential	1

Ref. No.	Part No.	Description	No. Used
34	75-0721	Housing-Lower	1
35	21-8120	Diff. Adjust. Shim .030	A/R
36	21-8110	Diff. Adjust. Shim .010	A/R
37	21-8100	Diff. Adjust. Shim .005	A/R
38	21-8090	Diff. Adjust. Shim .003	A/R
39	72-9420	Vent Tube Assembly	1
40	83-4910	Coupler - Pinion	1
41	71-4330	Seal	1
*	93-3618	Gear & Pinion Assembly (Incl. Ref. #8 & 29)	1
*	93-3617	Assembly - Differential (Incl. Ref. #4-10, 14-33, 35-38, 40 & 41)	1

\*Not Illustrated

†Not Serviced Separately



T-0421A

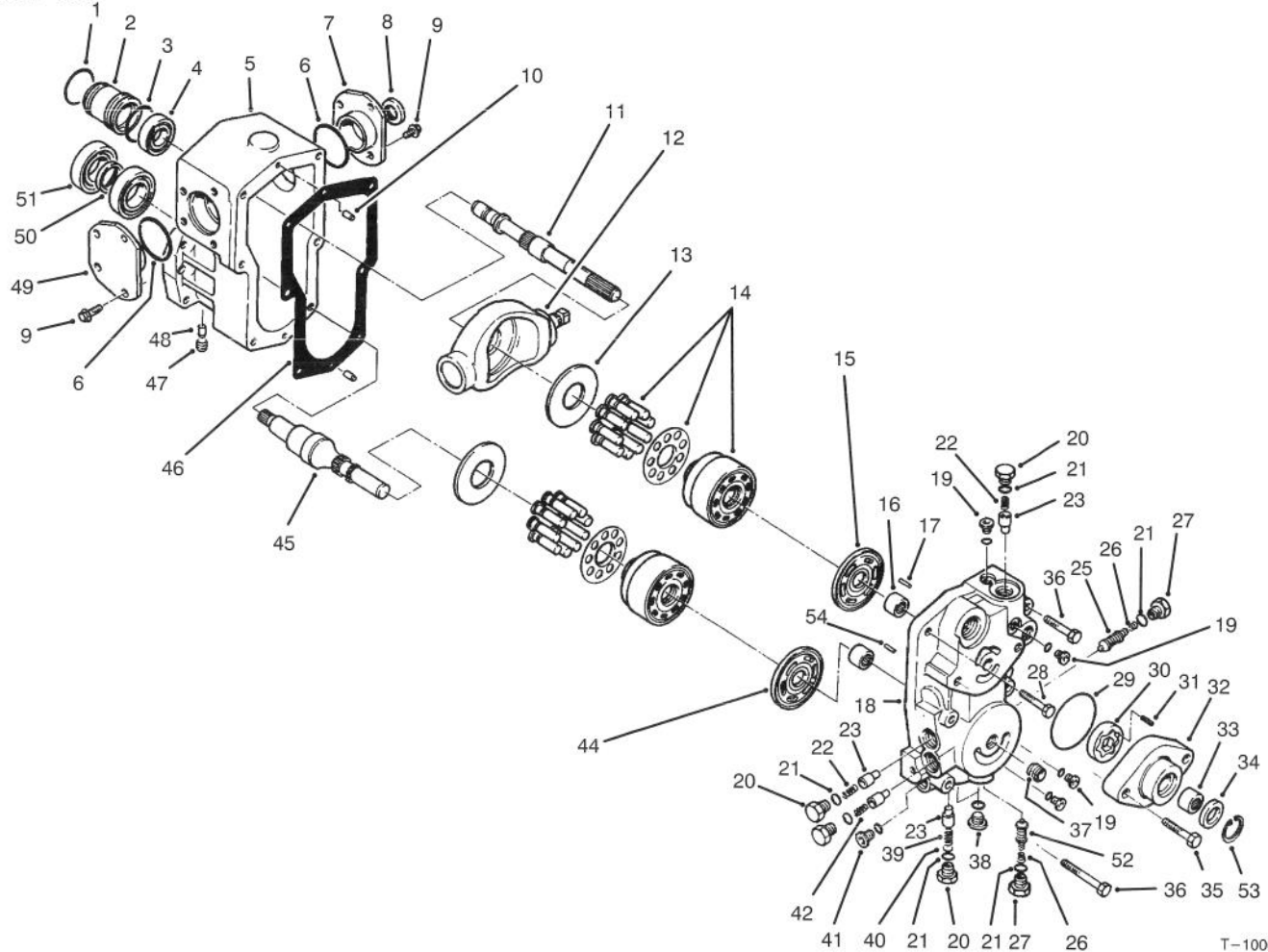
## BRAKE ASSEMBLY

Ref. No.	Part No.	Description	No. Used
1	27-6862	Shaft-Axle, Flanged L.H.	1
*	27-6852	Shaft-Axle, Flanged R.H.	1
2	92-1774	Seal-Oil	2
3	21-8180	Bearing	2
4	24-9180	Lever, Brake, Parking	2
5	21-9450	Shield-Dust	2
6	43-6810	Spider-Torque	2
7	21-9430	Spring-Shoe Return, R.H.	2
8	28-0670	Seal-Oil	2
9	43-2690	Assembly - Shoe & Lining	4
10	21-9460	Retainer-Brake, Parking	4
11	242-34	Stud-Flange, Axle	10

Ref. No.	Part No.	Description	No. Used
12	21-8360	Clip-Retaining	2
13	28-0680	Drum-Brake	2
14	21-9440	Spring-Adjusting Screw	2
15	21-9390	Socket-Adjusting Screw	2
16	21-9370	Screw-Adjusting	2
17	21-9380	Nut-Pivot	2
18	43-6800	Nut-Lock	8
19	21-9420	Spring-Shoe Return, L.H.	2
21	28-0660	Screw-Cap, Hex Hd.	8
22	24-8840	Ring-Bearing, Wheel	2
*	43-2690	Pair of Lined Brake Shoes	2
*	92-8775	Gasket - Kit, Liquid	1

\*Not Illustrated

3316-850



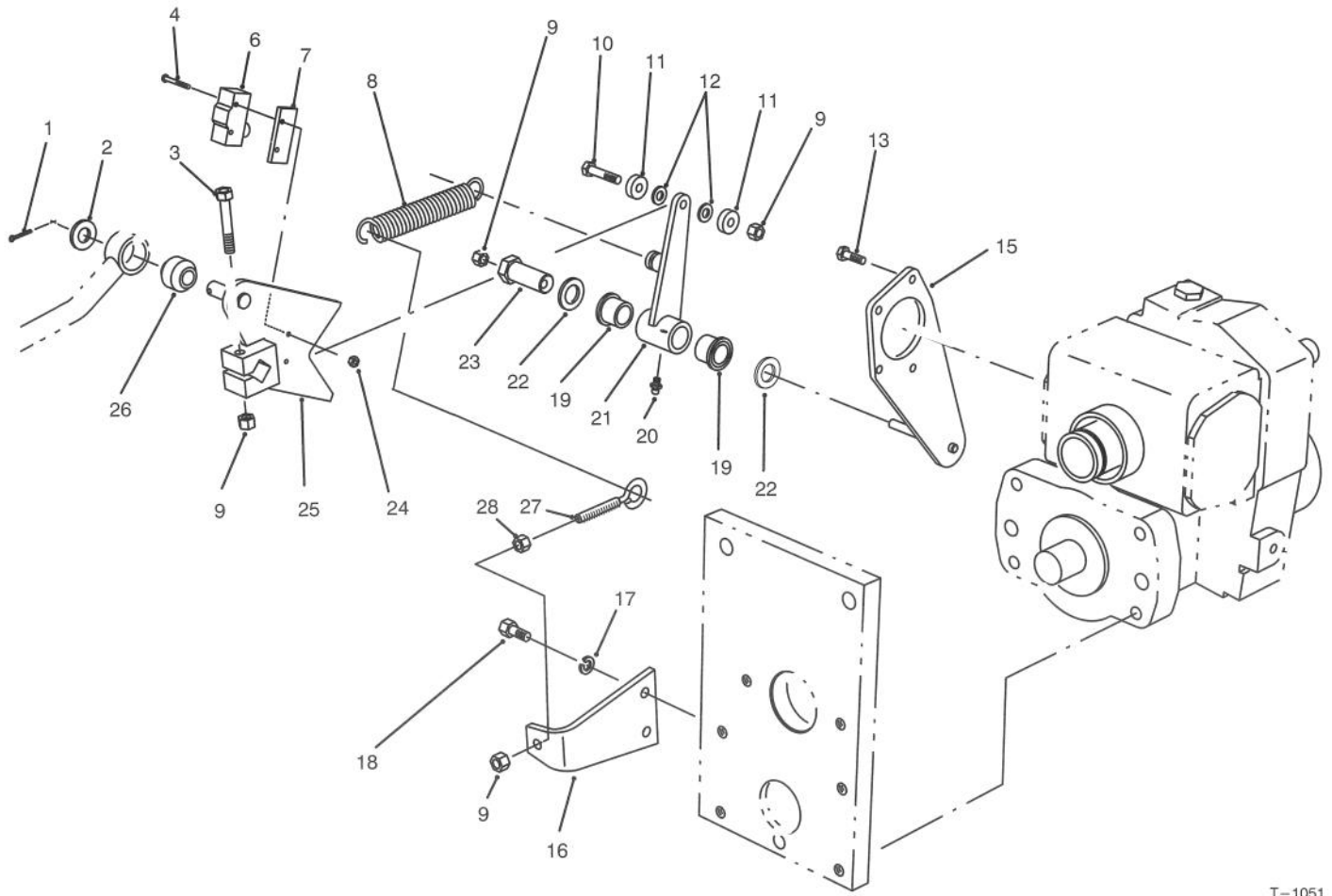
T-1006A

## TRANSMISSION ASSEMBLY NO. 75-0012

Ref. No.	Part No.	Description	No. Used
1	75-0430	Ring - Retaining	1
2	75-0150	Guide - Seal	1
3	75-0410	O-Ring	1
4	75-0520	Bearing - Ball	1
5	75-0020	Housing	1
6	75-0210	O-Ring	2
7	86-7520	Asm. - Trunnion Cover R.H.	1
8	75-0230	Seal - Lip	1
9	75-0090	Screw - Cap Hex Hd.	8
10	75-0480	Pin	2
11	86-7540	Shaft - Pump	1
12	75-0390	Plate - Swash	1
13	75-0400	Plate - Thrust	2
14	75-0470	Cylinder Block Kit	2
15	75-0380	Plate - Valve	1
16	75-0500	Bearing - Needle	2
17	75-0510	Pin	1
18	75-0040	Center Section	1
19	75-0170	Plug - Straight Thread	4
20	75-0060	Plug	4
21	75-0240	O-Ring	6
22	75-0290	Spring	2
23	75-0260	Valve - Relief	4
25	93-0097	Valve - SCR	1
26	75-0140	Spring - Conical	1
27	75-0190	Plug - Special	2

Ref. No.	Part No.	Description	No. Used
28	75-0120	Screw - Cap Hex Hd.	1
29	75-0370	O-Ring	1
30	75-0360	Gerotor	1
31	75-0350	Pin	1
32	83-4780	Housing - Charge Pump	1
33	75-0340	Bearing - Needle	1
34	75-0330	Seal - Lip	1
35	75-0110	Screw - Cap Hex Hd.	2
36	75-0180	Screw - Cap Hex Hd.	5
37	75-0320	Nipple	1
38	75-0200	Plug - Straight Thread	2
39	75-0270	Spring	1
40	75-0310	Shim	1
41	75-0070	Plug	1
42	75-0280	Spring	1
44	93-0083	Plate - Valve	1
45	75-0440	Shaft - Motor	1
46	75-0030	Gasket - Housing	1
47	75-0160	Plug - Pipe	1
48	75-0220	Pin	2
49	86-7530	Asm. - Trunnion Cover L.H.	1
50	75-0450	Collar	1
51	75-0460	Bearing - Ball	2
52	75-6930	Valve - SCR	1
53	32120-74	Ring - Retaining	1
54	75-0250	Pin - Slotted	1

\*Not Illustrated

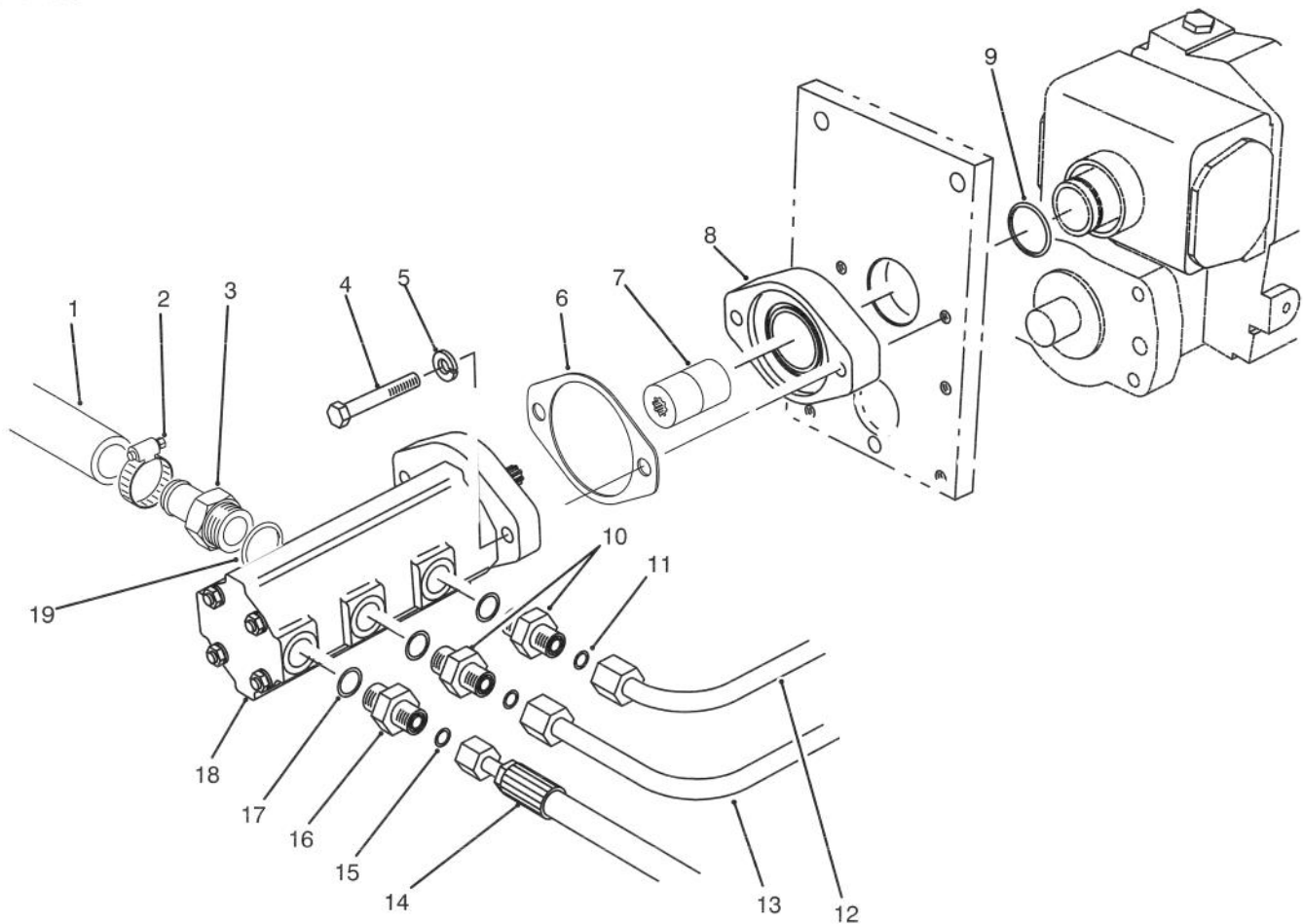


T-1051

## TRACTION CONTROL ASSEMBLY

Ref. No.	Part No.	Description	No. Used
1	3272-10	Pin - Cotter	1
2	3256-26	Washer - Flat	1
3	322-10	Screw - Cap Hex. Hd.	1
4	32105-21	Screw	2
6	29-6162	Switch - Neutral	1
7	75-4130	Plate - Switch	1
8	76-9430	Spring - Extension	1
9	3296-29	Nut - Lock	4
10	322-7	Screw - Cap Hex. Hd.	1
11	251-259	Bearing - Ball	2
12	75-5470	Spacer	2
13	32144-22	Screw - Cap Hex. Hd.	4
15	75-4080	Plate - Traction	1
16	85-9900	Plate - Spring Anchor	1

Ref. No.	Part No.	Description	No. Used
17	3253-4	Washer - Lock	2
18	322-3	Screw - Cap Hex. Hd.	2
19	256-113	Bushing - Flange	2
20	302-5	Fitting - Grease	1
21	92-2581	Assembly - Switch Arm (Incl. Ref. #19 & 20)	1
22	3-6498	Washer - Thrust	2
23	76-8640	Stud - Traction	1
24	3296-9	Nut - Hex.	2
25	75-4100	Control - Pump	1
26	23-2270	Bushing - Rubber	1
27	85-9910	Eyebolt	1
28	3217-6	Nut - Hex.	1

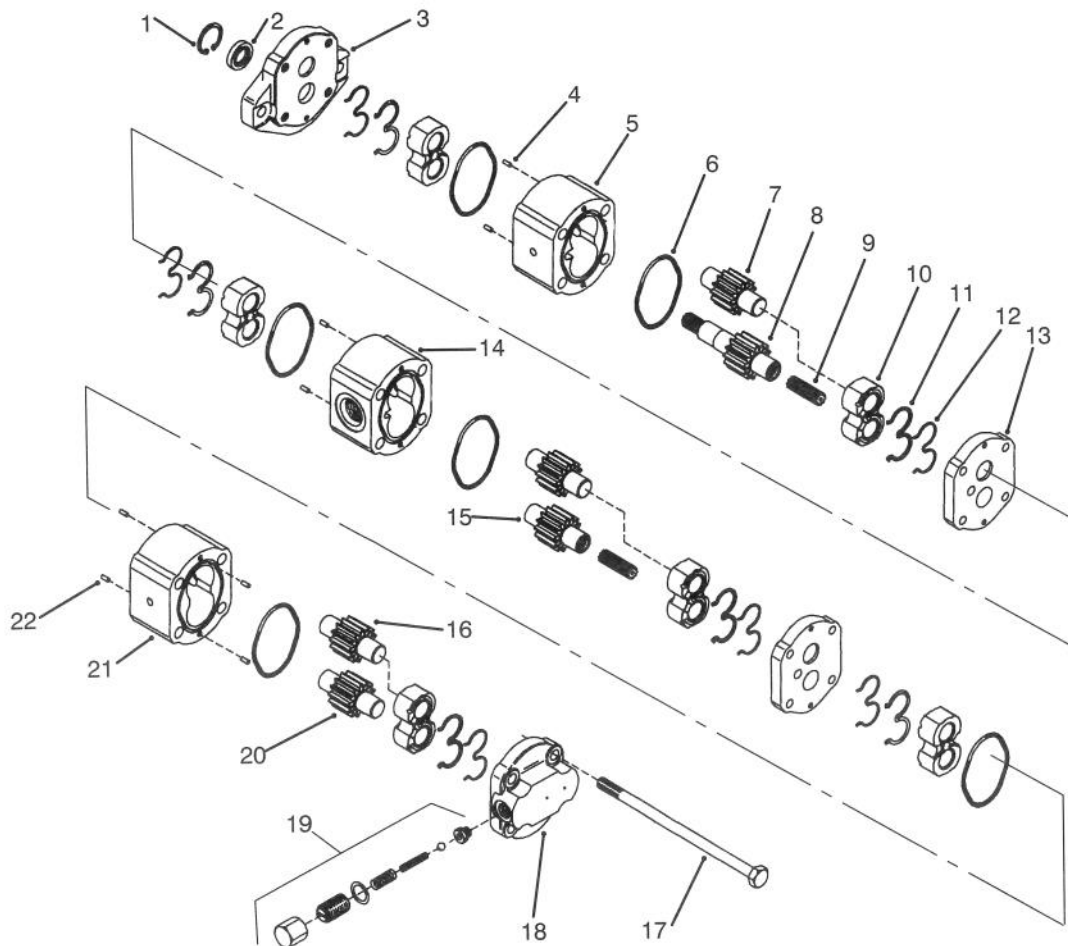


T-1928

## GEAR PUMP INSTALLATION ASSEMBLY

Ref. No.	Part No.	Description	No. Used
1	75-6870	Hose - Suction	1
2	2412-34	Clamp - Hose	1
3	354-78	Fitting - Hydraulic	1
4	323-12	Screw - Cap Hex. Hd.	2
5	3253-5	Washer - Lock	2
6	93-3604	Gasket	1
7	93-1396	Coupler W.A. - Trans.	1
8	75-4400	Adaptor - Transmission	1
9	237-163	O-Ring	1
10	340-4	Fitting - Hydraulic Straight (Incl. Ref. #11 & 17)	2

Ref. No.	Part No.	Description	No. Used
11	237-30	O-Ring	2
12	93-3643	Tube - Hydraulic	1
13	93-3642	Tube - Hydraulic	1
14	75-6240	Hose - Hydraulic	1
15	237-22	O-Ring	1
16	340-3	Fitting - Hydraulic Straight (Incl. Ref. #15 & 17)	1
17	237-79	O-Ring	3
18	93-1376	Assembly - Pump, Gear	1
19	237-146	O-Ring	1



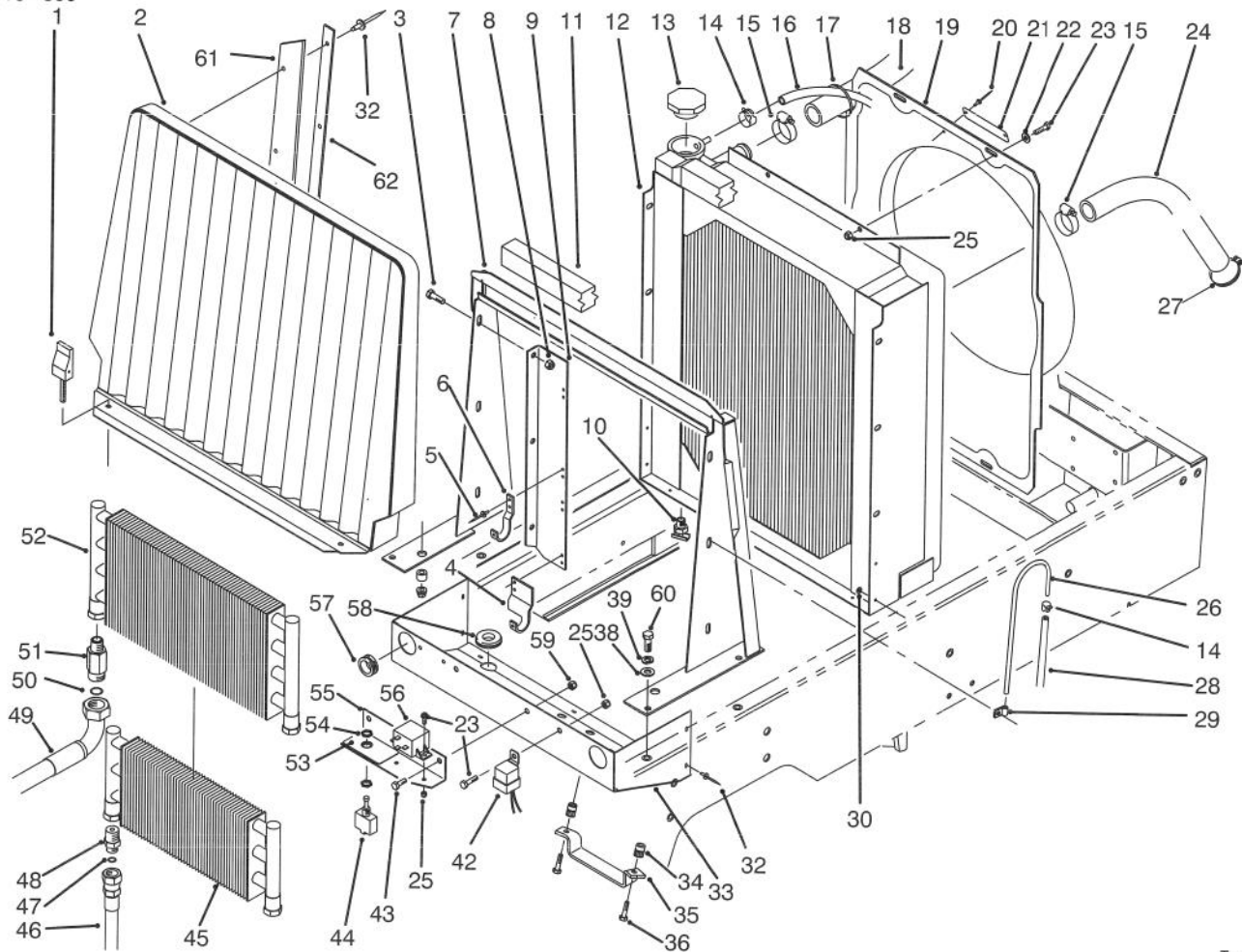
T-1935

### HYDRAULIC PUMP No. 93-1376

Ref. No.	Part No.	Description	No. Used
1		Ring - Retaining	1
2		Seal - Shaft	1
3		Flange	1
4	93-4278	Pin - Dowel	4
5		Housing	1
6		O-Ring	2
7		Gear - Idler	1
8		Gear - Drive	1
9	93-4280	Coupling	2
10		Bearing	2
11		E-Seal	2
12		Ring - Backup	2
13	93-4279	Plate - Distance	2
14		Housing	1
15		Gear - Idler	1
16		Gear - Idler	1
17	93-4283	Bolt	4

Ref. No.	Part No.	Description	No. Used
18	93-4282	Block - Valve	1
19	93-4277	Kit - Valve	1
20		Gear - Idler	1
21		Housing	1
22	93-4281	Pin - Dowel	4
*	93-4268	Kit - Flange (Incl. Ref. #1-3)	1
*	93-4269	Kit - Housing, Section 1 (Incl. Ref. #6, 7, 10-12, 14 & 15)	1
*	93-4270	Kit - Housing, Section 2 (Incl. Ref. #5-8, & 10-12)	1
*	93-4271	Kit - Housing, Section 3 (Incl. Ref. #6, 10-12, 16, & 20-21)	1
*	93-4272	Kit - Individual Pieces (Incl. Ref. #2, 6, 11, & 12)	1

\*Not Illustrated



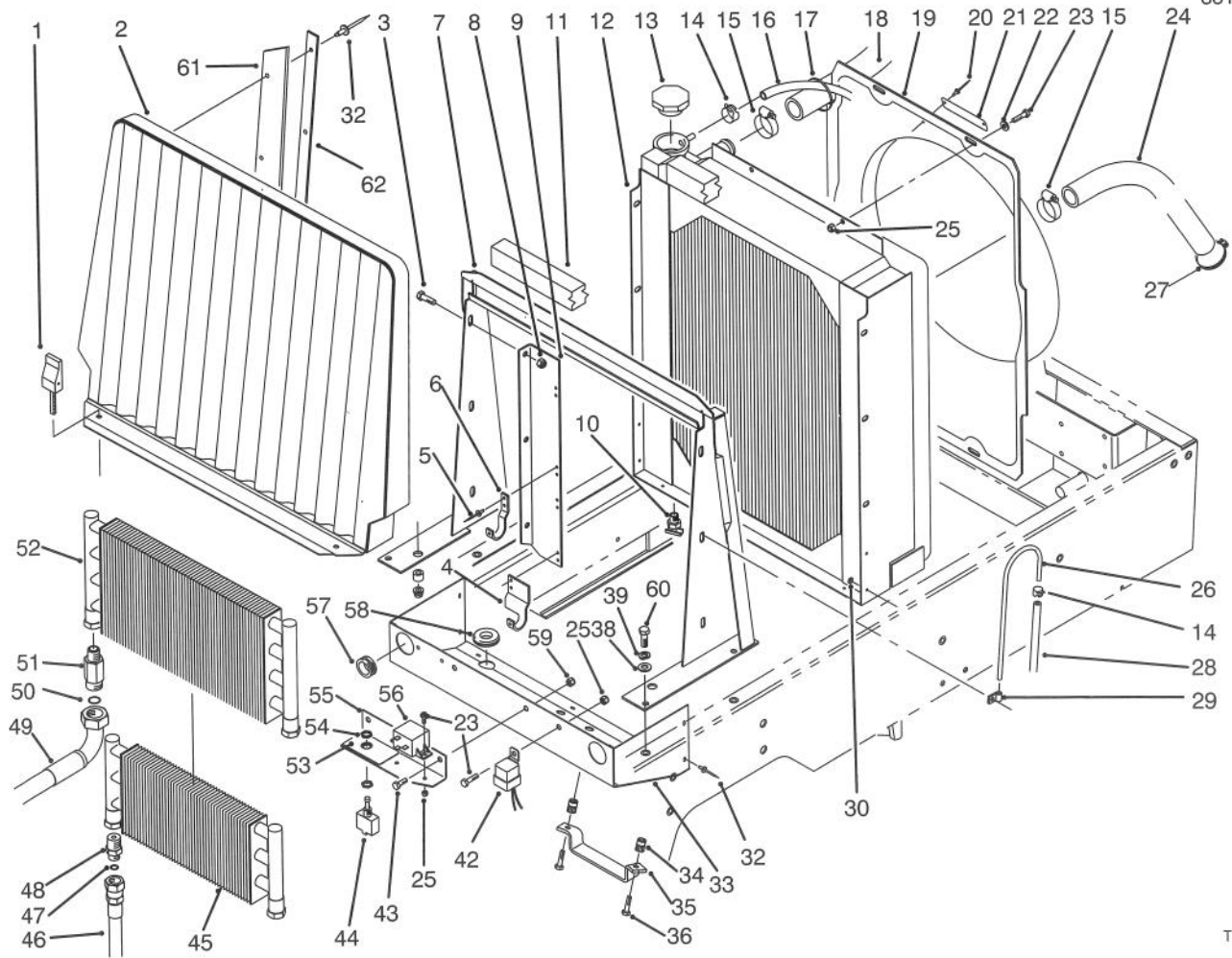
T-1886

## RADIATOR ASSEMBLY

Ref. No.	Part No.	Description	No. Used	Ref. No.	Part No.	Description	No. Used
1	93-1374	Latch - Swell	2	20	3290-271	Rivet - Pop	2
2	93-0032	Hsg. W.A. - Front Screen	1	21	76-8750	Plate - Caution	1
3	3234-5	Screw - Whiz Lock	6	22	3256-22	Washer - Flat	4
4	93-0090	Bracket - Mount RH, Cooler	1	23	321-4	Screw - Cap Hex. Hd.	7
*4	93-0089	Bracket - Mount LH, Cooler	1	24	93-0024	Hose - Radiator Lower	1
5	3269-15	Rivet - Pop	8	25	3296-42	Nut - Lock	7
6	75-0930	Hook - Oil Cooler	4	26	66-3180	Tube - Vent	1
7	93-0038	Support W.A. - Radiator	1	27	2412-3	Clamp - Hose	2
8	32128-20	Nut - Whiz	6	28	75-4701	Hose - Fuel Vent	1
9	93-0030	Asm. - Cooler Mount R.H. (Incl. Ref. #4-6)	1	29	2412-103	Clamp - R	2
*	93-0071	Asm. - Cooler Mount L.H. (Incl. Ref. #*4-6)	1	30	3269-10	Washer - Back-up	7
10	304-46	Drain - Radiator	1	32	3269-13	Rivet - Pop	17
11	93-0005	Strip - Foam, Top	1	33	93-0025	Shield W.A. - Radiator	1
12	93-0020	Radiator	1	34	32148-7	Nut - Clinch	2
13	66-3240	Cap - Radiator	1	35	93-3626	Bracket - Hose	1
14	92-2379	Clamp - Hose	2	36	322-4	Screw - Cap Hex. Hd.	2
15	2412-34	Clamp - Hose	2	38	3256-23	Washer - Flat	4
16	75-2851	Hose - Expansion Tank	1	39	3253-4	Washer - Lock	4
17	3290-378	Tie - Cable	1	42	63-7590	Relay - Starter	1
18	93-0023	Hose - Radiator Upper	1	43	322-2	Screw - Cap Hex. Hd.	2
19	93-0022	Shroud - Fan	1	44	75-1020	Switch - Backlap (Incl. Ref. #54)	1
				45	24-0760	Exchanger - Heat	1

\*Not Illustrated

‡For different language versions of this part, see International Decal Cross Reference.



T-1886

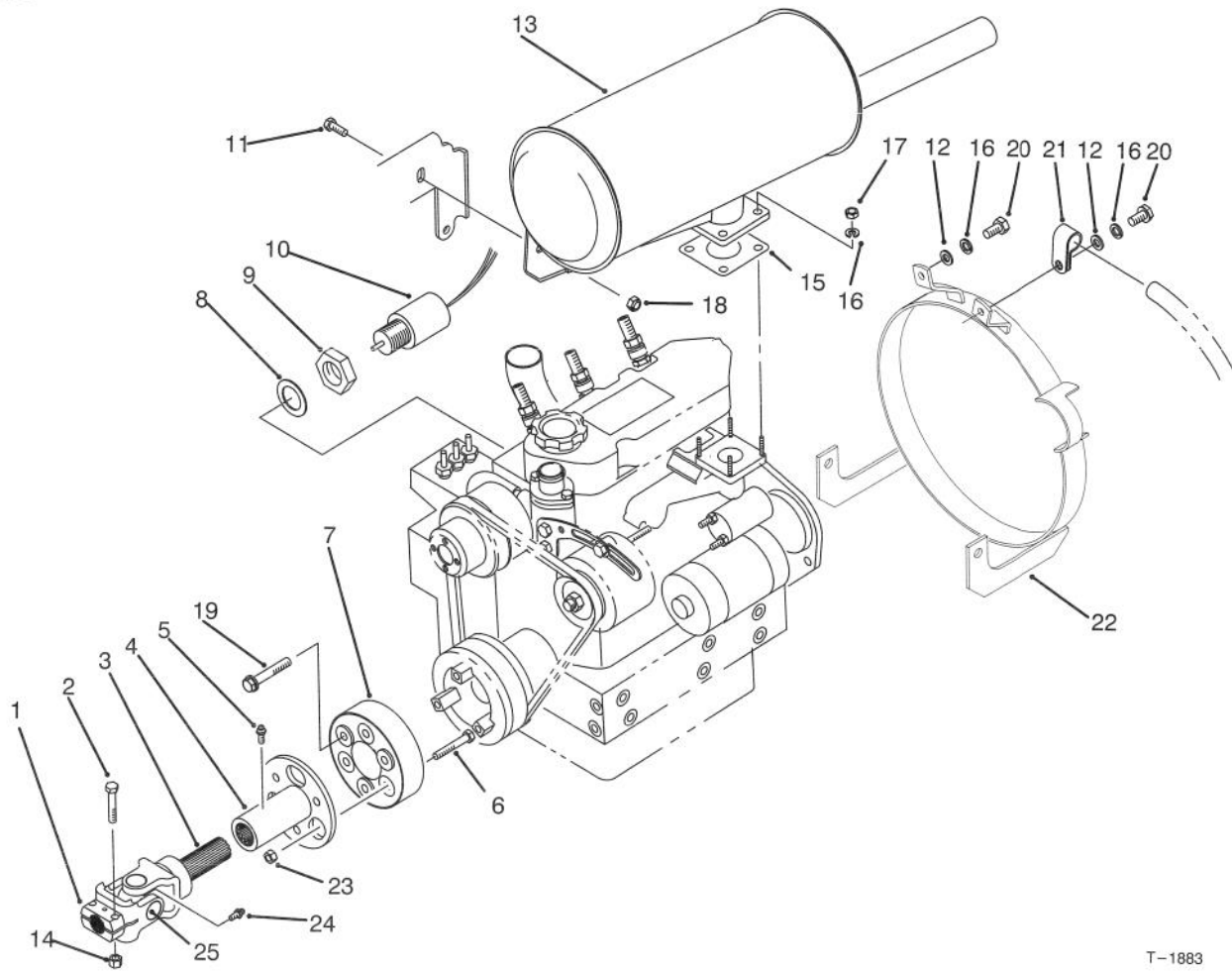
## RADIATOR ASSEMBLY (Continued)

Ref. No.	Part No.	Description	No. Used
46	93-0076	Hose - Trans. to Cooler	1
*	93-0075	Hose - Trans. to Cooler	1
47	237-22	O-Ring	2
48	340-124	Fitting - Straight	2
49	93-0077	Hose - Cooler, R.H.	1
*	93-0078	Hose - Cooler, L.H.	1
50	237-65	O-Ring	2
51	92-4999	Fitting - Hydraulic 90° (Incl. Ref. #50)	2
52	75-1040	Cooler - Oil	1
‡53	75-0750	Decal - Backlap Switch (English)	1

Ref. No.	Part No.	Description	No. Used
54	218-498	Nut - Lock	2
55	75-3390	Bracket - Backlap	1
56	66-8800	Relay - Glow Plug	1
57	240-3	Grommet	2
58	93-0082	Grommet	2
59	3296-29	Nut - Lock	2
60	322-5	Screw - Cap Hex. Hd.	4
61	93-3623	Strip - Sealing, Radiator	2
62	93-3624	Plate - Retaining	2

\*Not Illustrated

‡For different language versions of this part, see International Decal Cross Reference.



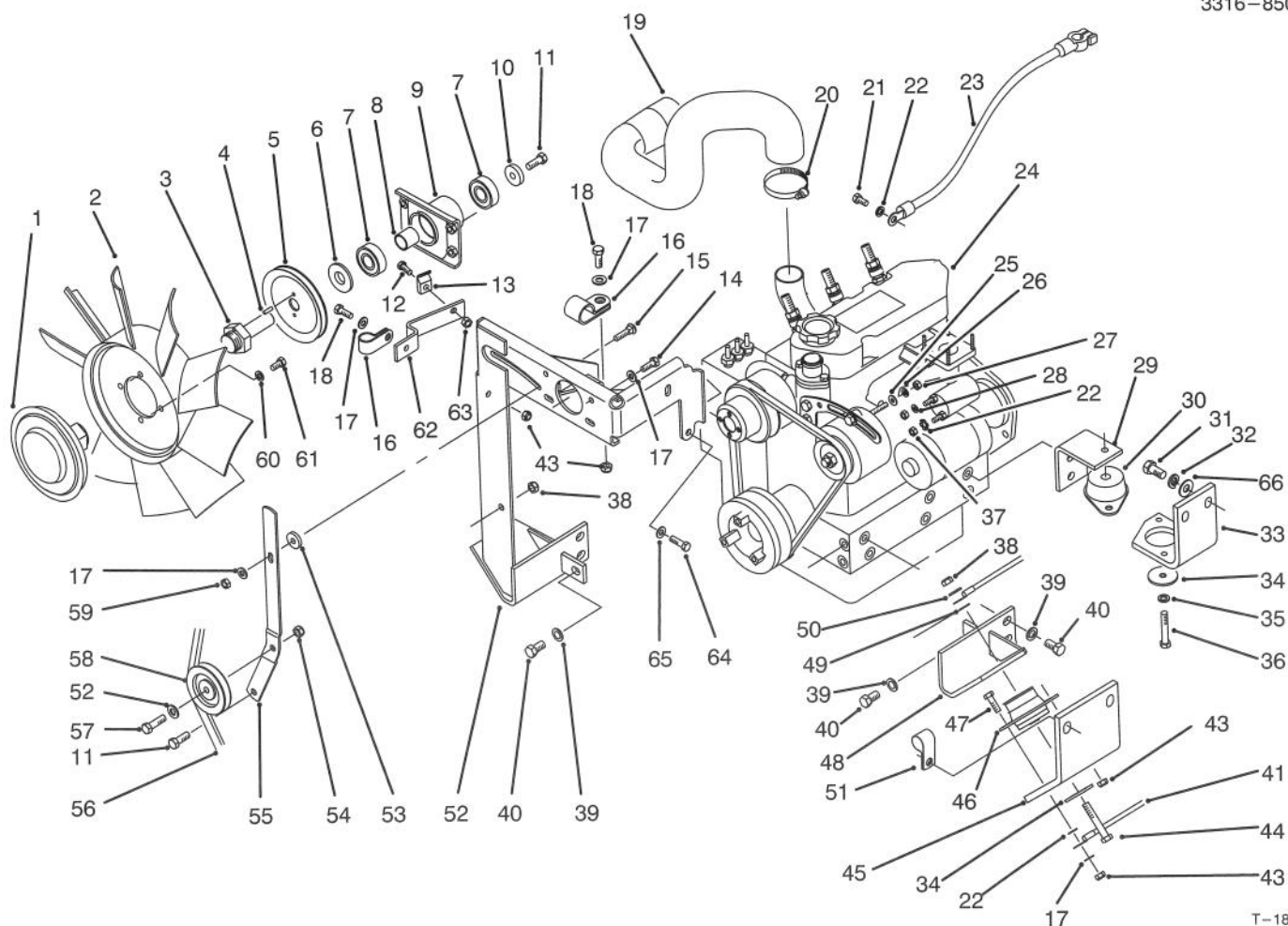
T-1883

## MUFFLER & PUMP DRIVE ASSEMBLY

Ref. No.	Part No.	Description	No. Used
1	54-9040	Yoke - End	1
2	322-9	Screw - Cap Hex. Hd.	2
3	93-0047	Yoke - Shaft	1
4	93-0045	Yoke - Slip Tube	1
5	302-5	Fitting - Grease	1
6	66-9303	Screw - Cap Hex. Hd.	3
7	86-3040	Coupling - Driveshaft	1
8	43-2740	Gasket	1
9	43-2750	Nut - Lock	1
10	63-7440	Solenoid - Stop	1
11	3234-17	Screw - Cap Hex. Hd.	1
12	3256-70	Washer - Flat	6
13	93-0044	Muffler	1
*	75-6880	Screen - Spark Arrester (Optional)	1
14	3296-29	Nut - Lock	2

Ref. No.	Part No.	Description	No. Used
15	93-3423	Gasket - Muffler	1
16	42-9850	Washer - Lock	6
17	48-7930	Nut - Lock	4
18	32128-20	Nut - Flange Head	1
19	66-9302	Screw - Cap Hex. Hd.	3
20	48-7710	Screw - Cap Hex. Hd.	2
21	2412-4	Clamp - R	1
22	93-3644	Guard W.A. - Flywheel	1
23	3296-44	Nut - Lock	3
24	62-3820	Fitting - Grease	1
25	54-9180	Kit - U-Joint	1
*	93-0047	Assembly - U-Joint (Incl. Ref. 1, 3, & 24-25)	1

\*Not Illustrated



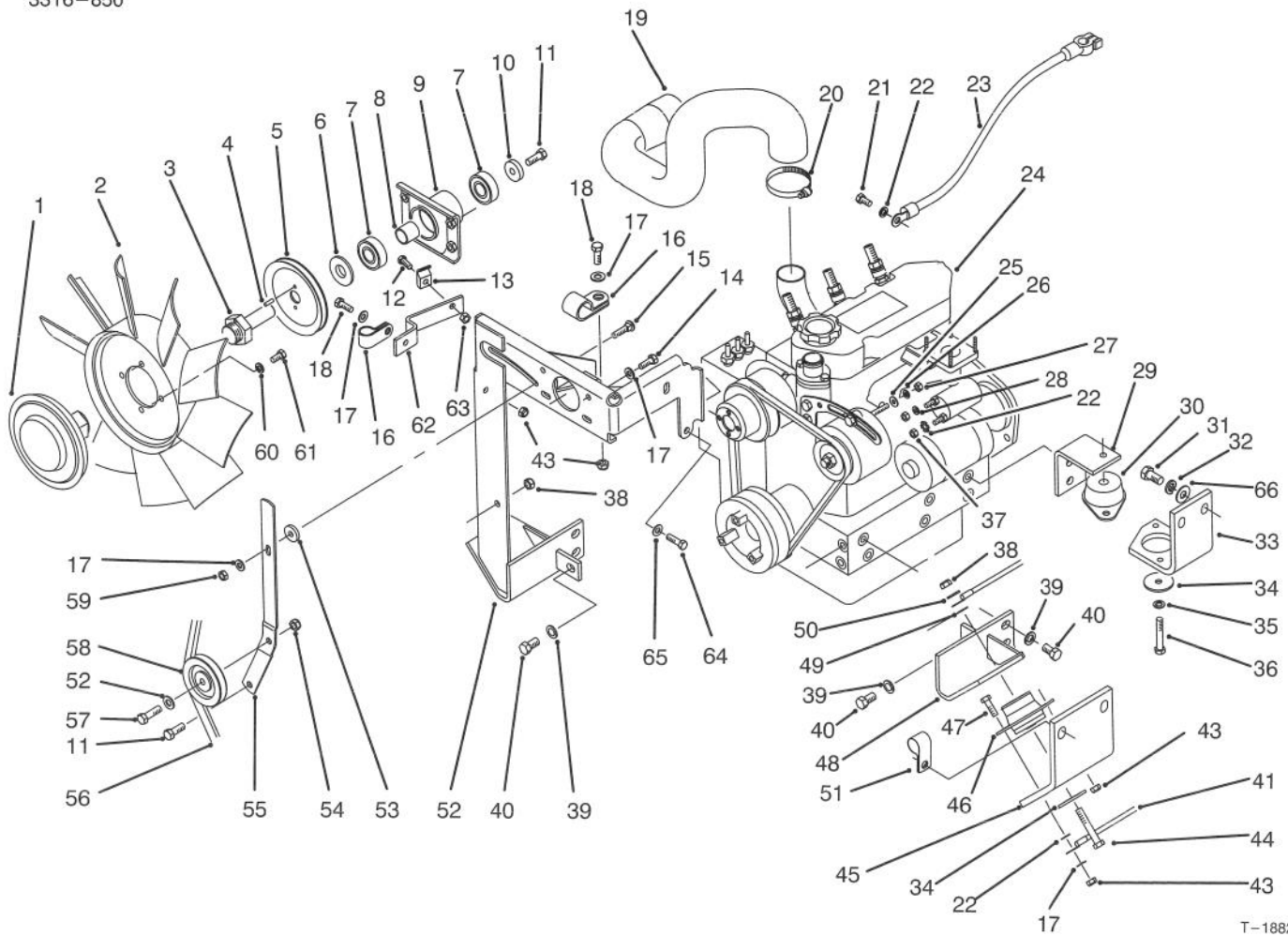
T-1882

## ENGINE INSTALLATION ASSEMBLY

Ref. No.	Part No.	Description	No. Used
1	74-5520	Clutch - Fan	1
2	75-3780	Fan	1
3	75-6380	Shaft - Fan	1
4	32121-2	Pin - Roll	2
5	75-6390	Pulley - Fan	1
6	47-0110	Spacer - Spindle	1
7	251-318	Bearing - Ball	2
8	75-5310	Spacer - Bearing	1
9	75-4450	Hub - Fan Drive	1
10	67-1630	Spacer - Fan	1
11	323-6	Screw - Cap Hex. Hd.	2
12	321-4	Screw - Cap Hex. Hd.	1
13	3-6657	Clamp - Cable	1
14	322-3	Screw - Cap Hex. Hd.	4
15	3230-2	Bolt - Carriage	1
16	2412-4	Clamp	2
17	3256-23	Washer - Flat	5
18	322-4	Screw - Cap Hex. Hd.	2
19	93-0048	Hose - Air Cleaner	1
20	2412-92	Clamp - Hose	1
21	48-7700	Screw - Cap Hex. Hd.	1
22	3255-8	Washer - Lock	2
23	75-1360	Cable - Battery (Ground)	1

Ref. No.	Part No.	Description	No. Used
24	93-0049	Assembly - Engine	1
25	3256-78	Washer - Flat	1
26	43-5930	Washer - Lock	1
27	48-7890	Nut - Hex.	1
28	42-9850	Washer - Lock	1
29	93-0050	Bracket - Engine L.H. Rear	1
*	93-0063	Bracket - Engine R.H. Rear	1
30	93-0092	Mount - Rubber, Rear	2
31	3213-2	Screw - Cap Hex. Hd.	8
32	3253-7	Washer - Lock	8
33	93-0093	Bracket - Eng. Left Rear	1
*	93-3621	Bracket - Eng. Right Rear	1
34	63-7400	Washer - Flat	4
35	3253-21	Washer - Lock	1
36	323-12	Screw - Cap Hex. Hd.	1
37	57-6390	Nut - Lock	2
38	3296-39	Nut - Lock	4
39	48-8070	Washer - Lock	10
40	42-9250	Screw - Cap Hex. Hd.	10
41	70-8220	Cable - Ground	1
43	3296-29	Nut - Lock	10
44	323-14	Screw - Cap Hex. Hd.	3
45	93-0095	Bracket - Eng. Front	2

\*Not Illustrated

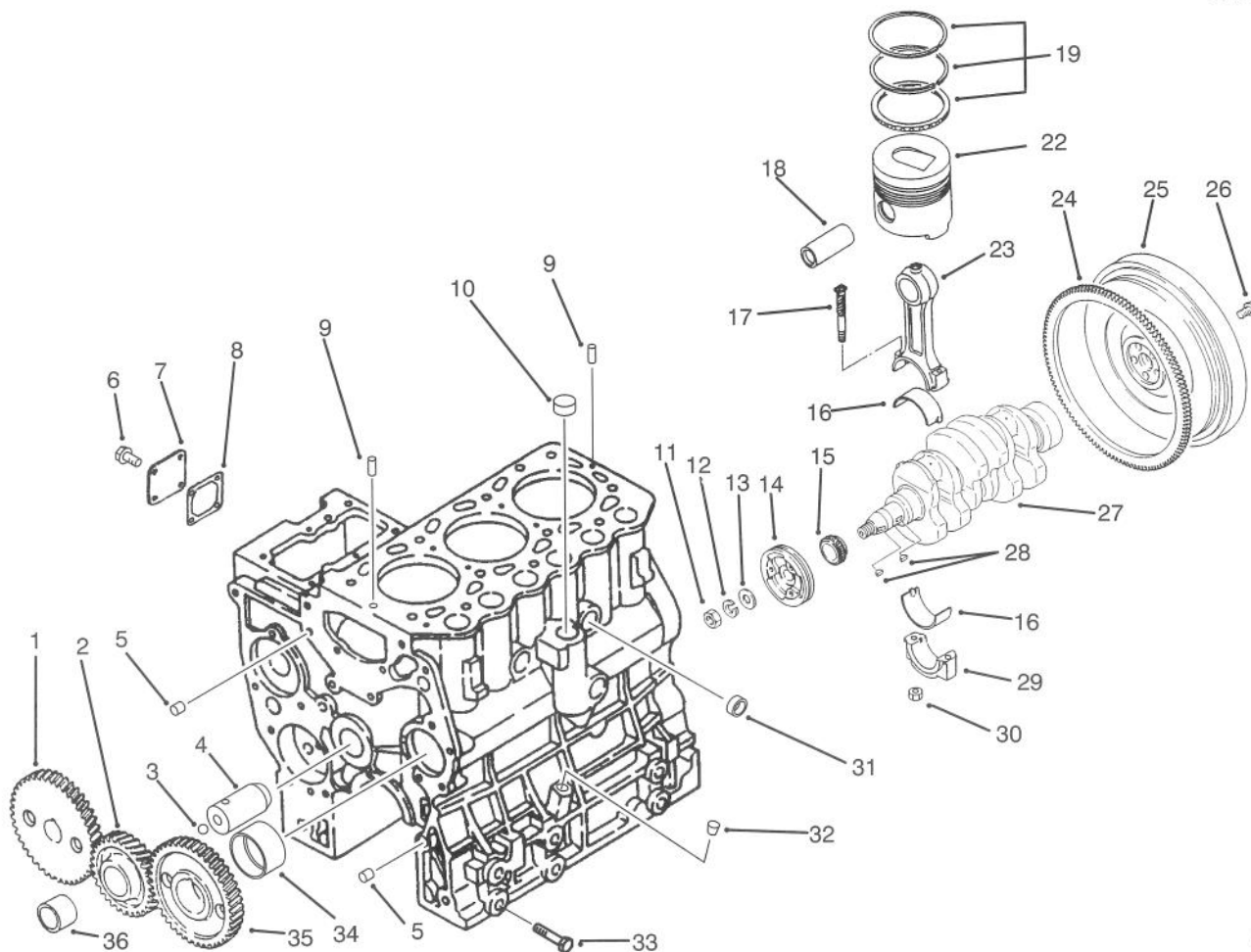


T-1882

### ENGINE INSTALLATION ASSEMBLY (Continued)

Ref. No.	Part No.	Description	No. Used
46	53-9680	Mount - Engine	2
47	322-5	Screw - Cap Hex. Hd.	8
48	93-0051	Bracket - Engine L.H. Front	1
49	3255-9	Washer - Lock E.T.L.W.	1
50	3256-24	Washer - Flat	4
51	2412-71	Clamp - R	1
52	93-0054	Bracket W.A. - Fan	1
53	27-9560	Spacer	1
54	3296-59	Nut - Lock	1
55	93-0043	Bracket - Fan Idler	1
56	93-0062	Belt - V	1

Ref. No.	Part No.	Description	No. Used
57	323-7	Screw - Cap Hex. Hd.	1
58	63-8140	Pulley - Idler	1
59	32149-1	Nut - Lock	1
60	3253-4	Washer - Lock	4
61	322-2	Screw - Cap Hex. Hd.	4
62	93-0074	Support - Cable	1
63	3296-42	Nut - Lock	1
64	42-9300	Screw - Cap Hex. Hd.	1
65	42-9600	Washer - Flat	1
66	3256-40	Washer - Flat	4



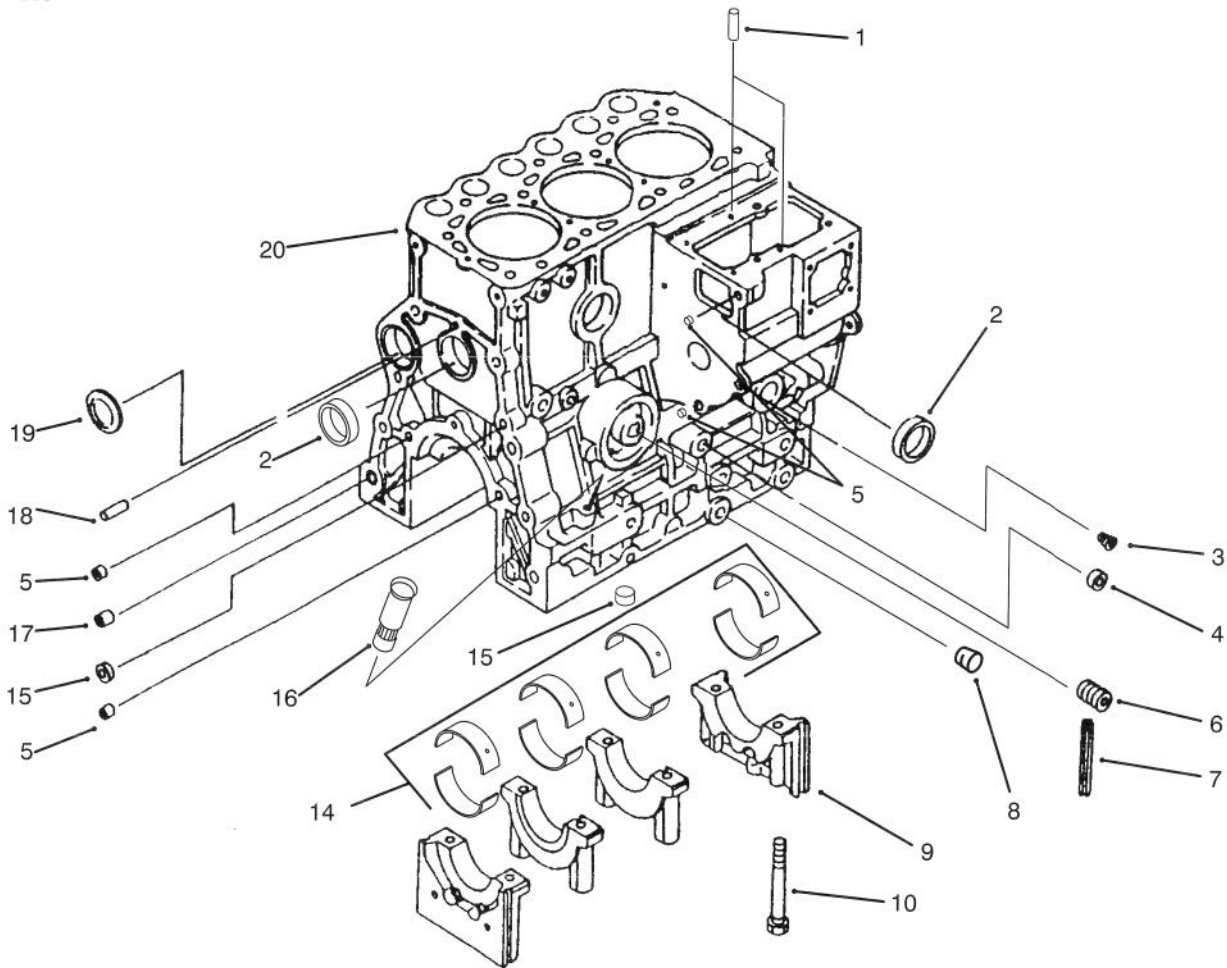
T-1892

## TIMING GEAR, PISTON, FLYWHEEL & CRANKSHAFT

Ref. No.	Part No.	Description	No. Used
1	93-3351	Gear - Pump, Injection	1
2	93-3352	Assembly - Idler, Gear (Incl. Ref. #36)	1
3	93-3364	Ball - Steel	1
4	93-3363	Assembly - Shaft, Idler (Incl. Ref. #3)	1
5	42-7190	Bushing	2
6	42-9440	Bolt W/Washer	4
7	93-3360	Cover	1
8	93-3361	Gasket - Cover	1
9	93-3365	Pin - Dowel	2
10	93-3366	Cap - Sealing	1
11	93-3356	Nut	1
12	93-3355	Washer - Spring	1
13	42-9810	Washer - Plain	1
14	93-3357	Pulley - Crankshaft	1
15	93-3359	Gear - Crankshaft	1
16	93-3370	Bearing - Con-Rod	6
17	93-3373	Bolt - Connecting	6
18	93-3374	Pin - Piston	3
19	93-3375	Ring Set - Piston	3

Ref. No.	Part No.	Description	No. Used
22	93-3376	Piston - Std.	3
*	93-3377	Piston - O.S. 0.25	3
*	93-3378	Piston - O.S. 0.50	3
23	93-3371	Asm. - Rod, Connecting (Incl. Ref. #16, 17 & 29-30)	3
24	43-1810	Ring - Gear	1
25	93-3358	Assembly - Sub, Flywheel (Incl. Ref. #24)	1
26	54-8670	Bolt	4
27	93-3354	Crankshaft	1
28	42-7730	Key - Woodruff	2
29		Cap - Rod, Connecting	3
30	93-3372	Nut	6
31	93-3369	Cap - Sealing	2
32	93-3367	Plug - Taper	1
33	93-3368	Bolt	4
34	93-3362	Bushing - Camshaft	1
35	93-3350	Gear - Camshaft	1
36	93-3353	Bushing - Idler	1
*	93-3379	Set - Ring, Piston O.S. 0.25	3
*	93-3380	Set - Ring, Piston O.S. 0.50	3

\*Not Illustrated

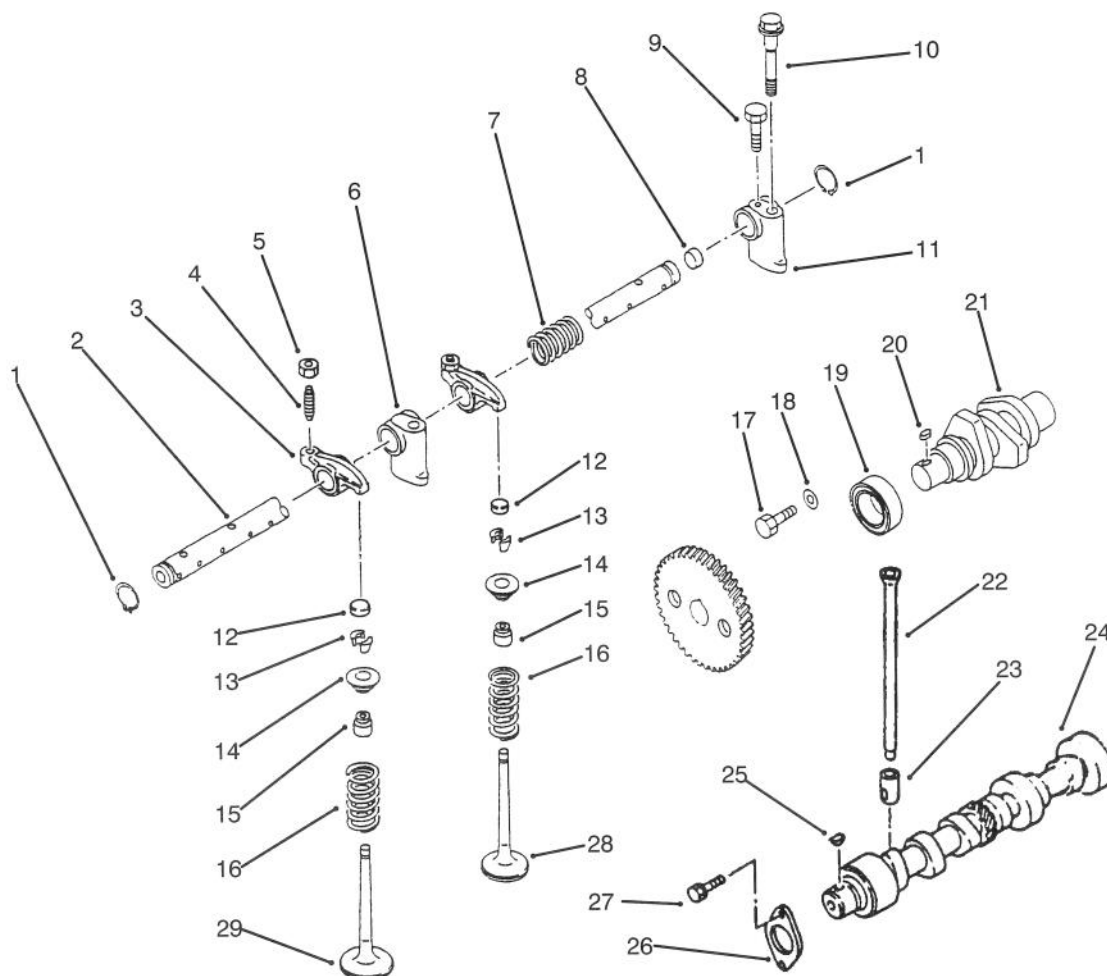


T-1893

## CYLINDER BLOCK AND BEARING ASSEMBLY

Ref. No.	Part No.	Description	No. Used	Ref. No.	Part No.	Description	No. Used
1	56-0220	Pin - Dowel	2	*	42-7240	Bearing - Set U.S. 0.25 mm	1
2	93-3381	Cap - Sealing	2	*	93-3388	Bearing - Set U.S. 0.50 mm	1
3	67-2570	Plug - Taper	1	*	93-3389	Bearing - Set U.S. 0.75 mm	1
4	93-3382	Cap - Sealing	1	15	93-3386	Cap - Sealing	3
5	42-7180	Bushing	4	16	72-6950	Retainer	1
6	56-1230	Shaft	1	17	42-7200	Bushing	1
7	93-3383	Seal - Side	4	18	42-7160	Pin - Dowel	1
8	56-0100	Plug - Taper	1	19	42-7170	Plug - Expansion	1
9	93-3385	Cap - Metal	1	20	93-3384	Asm. - Block, Cylinder (Incl. Ref. # 2, 9, & 10. Also #31, 32, & 34 on Page 36)	1
10	42-9210	Bolt - Cap, Bearing	8				
14	93-3387	Bearing - Set Std.	1				

\*Not Illustrated

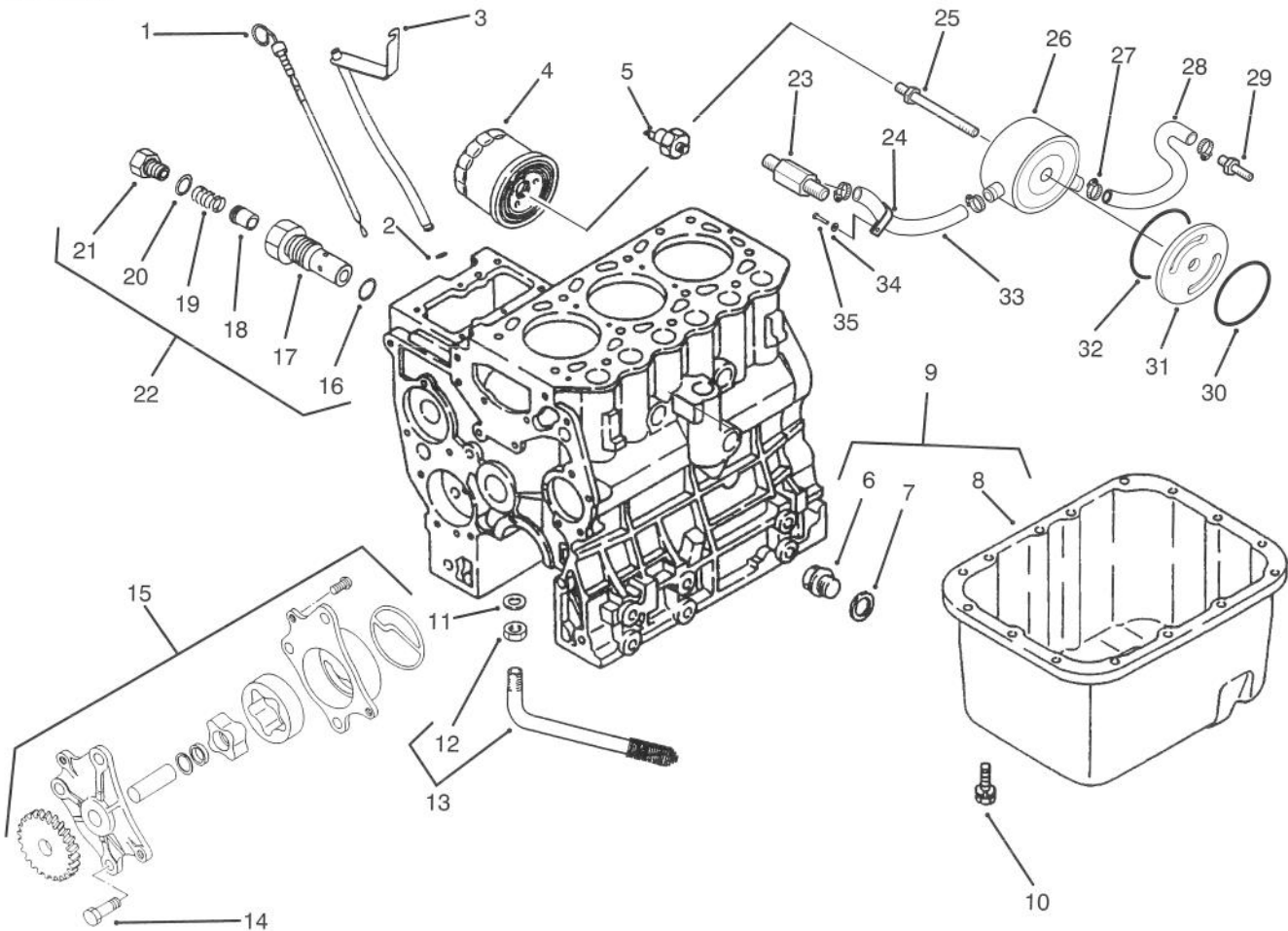


T-1894

## VALVE, CAMSHAFT AND ROCKER ASSEMBLY

Ref. No.	Part No.	Description	No. Used	Ref. No.	Part No.	Description	No. Used
1	42-7990	Ring - Snap	2	19	93-3409	Bearing	1
2		Shaft - Rocker	1	20	42-7840	Key - Sunk	1
3		Rocker	6	21	93-3408	Shaft - Pump, Fuel Inject.	1
4	93-3401	Screw - Rocker	6	22	93-3411	Rod - Push	6
5	70-2970	Nut - Jam	6	23	42-7890	Tappet	6
6	93-3403	Bracket - Shaft, Rocker	2	24	93-3412	Camshaft	1
7	93-3406	Spring - Rocker	2	25	42-7730	key - Woodruff	1
8	93-3405	Cap - Sealing	2	26	60-7390	Plate - Thrust	1
9	93-3399	Bolt	1	27	67-2340	Bolt W/Washer	2
10	93-3407	Bolt - Bracket, Rocker	3	28	93-3395	Valve - Exhaust	3
11	93-3402	Bracket, Shaft, Rocker	1	29	93-3394	Valve - Inlet	3
12	93-3397	Cap - Valve	6	*	93-3398	Asm. - Rocker & Shaft (Incl. Ref. #1-11)	1
13	42-7860	Seal	6	*	93-3404	Assembly - Shaft (Incl. Ref. #2 & 8)	1
14	67-3100	Retainer	6	*	93-3400	Assembly - Rocker (Incl. Ref. #3-5)	1
15	92-1961	Seal	6				
16	93-3396	Spring - Valve	6				
17	93-3410	Bolt W/Washer	1				
18	42-9820	Washer	1				

\*Not Illustrated

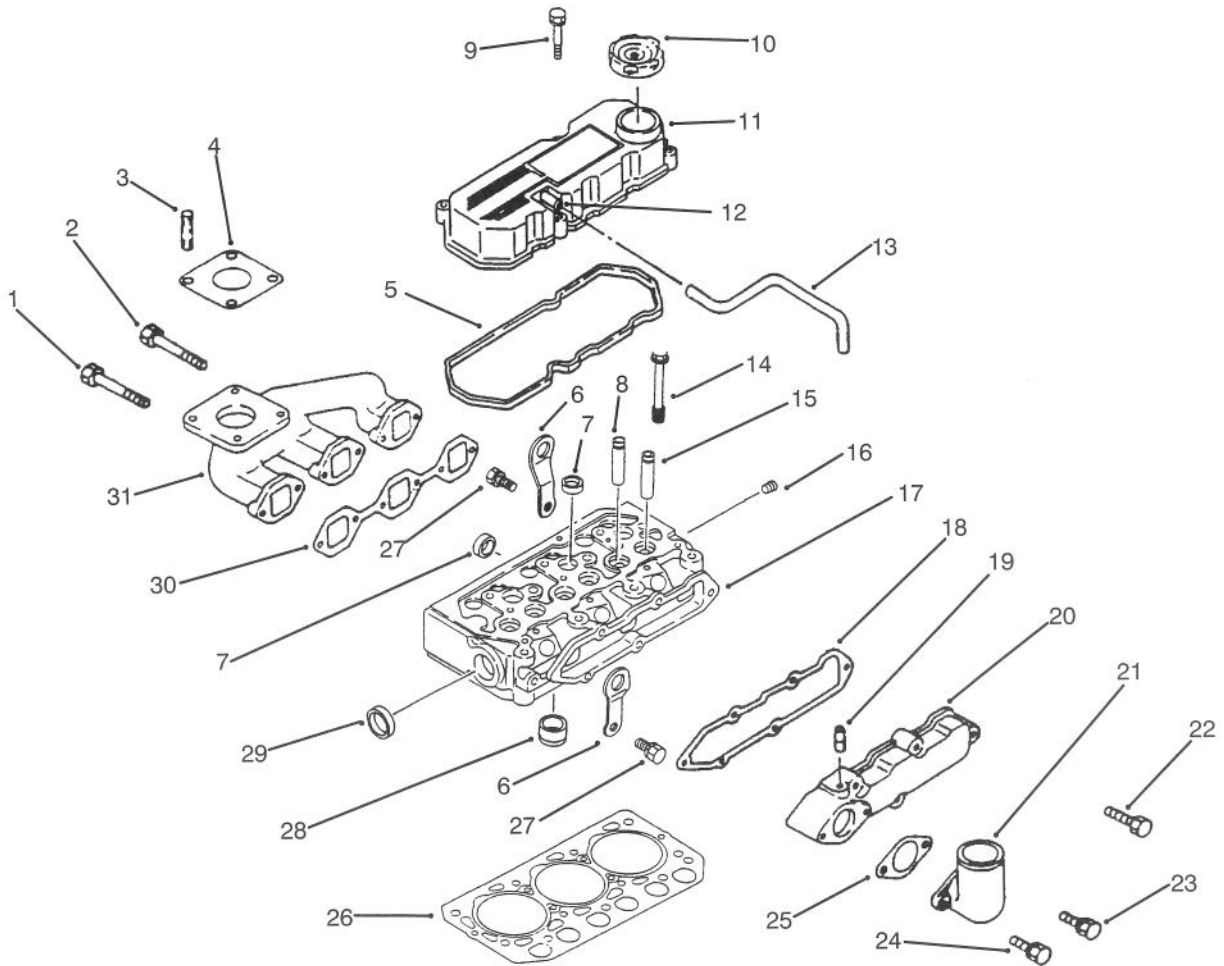


T-1895

## OIL PAN, PUMP RELIEF VALVE

Ref. No.	Part No.	Description	No. Used
1	93-3418	Gauge - Level, Oil	1
2	42-8830	O-Ring	1
3	93-3419	Guide - Gauge, Oil Level	1
4	93-4295	Assembly - Filter, Oil	1
5	56-1310	Switch - Oil	1
6	92-1920	Plug - Drain	1
7	92-1921	Gasket - Plug, Drain	1
8		Pan - Oil	1
9	93-3422	Assembly - Pan, Oil (Incl. Ref. #6 - 8)	1
10	67-2340	Bolt W/Washer	15
11	93-3414	Gasket	1
12	48-1990	Nut - Jam	1
13	93-3413	Assembly - Strainer (Incl. Ref. #12)	1
14	93-3421	Bolt	3
15	93-3420	Assembly - Pump, Oil	1
16	93-3417	Gasket	1
17	93-3416	Housing	1

Ref. No.	Part No.	Description	No. Used
18	67-2500	Plunger	1
19	42-8930	Spring	1
20	42-7290	Gasket	1
21	67-2520	Plug	1
22	93-3415	Assembly - Valve, Relief (Incl. Ref. #16-21)	1
23	93-4291	Fitting - Pump, Water	1
24	93-4296	Clamp - R	1
25	93-4290	Connector - Cooler	1
26	93-4285	Cooler - Oil, Engine	1
27	93-4297	Clamp - Hose	4
28	93-4289	Hose - Cooler, Outlet	1
29	93-4288	Fitting - Block, Engine	1
30	93-4287	O-Ring	1
31	93-4284	Spacer - Cooler, Engine	1
32	93-4286	O-Ring	1
33	93-4294	Hose - Cooler, Inlet	1
34	93-4293	Washer	1
35	93-4292	Screw - Cap Hex. Hd.	1



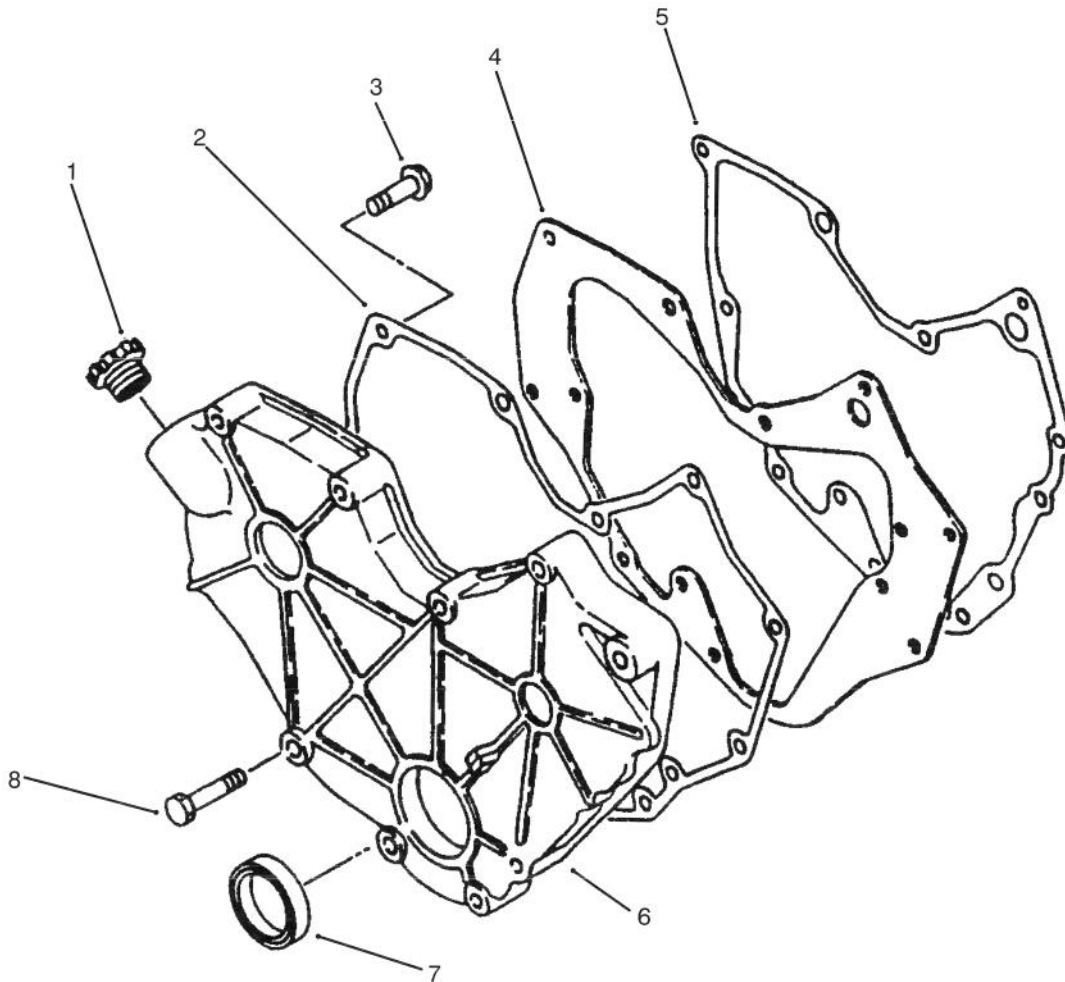
T-1896

## CYLINDER HEAD, MANIFOLD & COVER ASSEMBLY

Ref. No.	Part No.	Description	No. Used
1	67-4580	Bolt	2
2	60-7280	Bolt	4
3	42-9570	Stud	4
4	93-3423	Gasket	1
5	93-3424	Gasket - Cover, Rocker	1
6	42-7440	Hanger - Engine	2
7	42-7080	Cap - Sealing	5
8	93-3425	Guide - Valve, In	3
9	93-3435	Bolt W/Washer	4
10	42-7420	Cap - Oil	1
11	93-3433	Assy. - Cover, Rocker (Ref. #12)	1
12	42-7510	Pipe	1
13	56-1430	Pipe - Breather	1
14	93-3426	Bolt - Head, Cylinder	11
15	93-3427	Guide - Valve	3
16	67-2570	Plug - Taper	1

Ref. No.	Part No.	Description	No. Used
17	93-3428	Assy. - Head, Cylinder (Ref. #7, 8, 15, 28 & 29)	1
18	93-3434	Gasket - Cover, Inlet	1
19	93-3439	Pipe	1
20	93-3438	Assy. - Cover, Inlet (Ref. #19)	1
21	93-3440	Pipe - Inlet	1
22	92-2143	Bolt W/Washer	5
23	93-3442	Bolt W/Washer	1
24	93-3443	Bolt W/Washer	1
25	93-3441	Gasket - Pipe, Inlet	1
26	93-3431	Gasket - Head, Cylinder	1
27	93-3432	Bolt W/Washer	2
28	93-3430	Jet - Combustion	3
29	93-3429	Cap - Sealing	1
30	93-3436	Gasket - Exhaust	1
31	93-3437	Asm. - Manifold, Exhaust	1

\*Not Illustrated

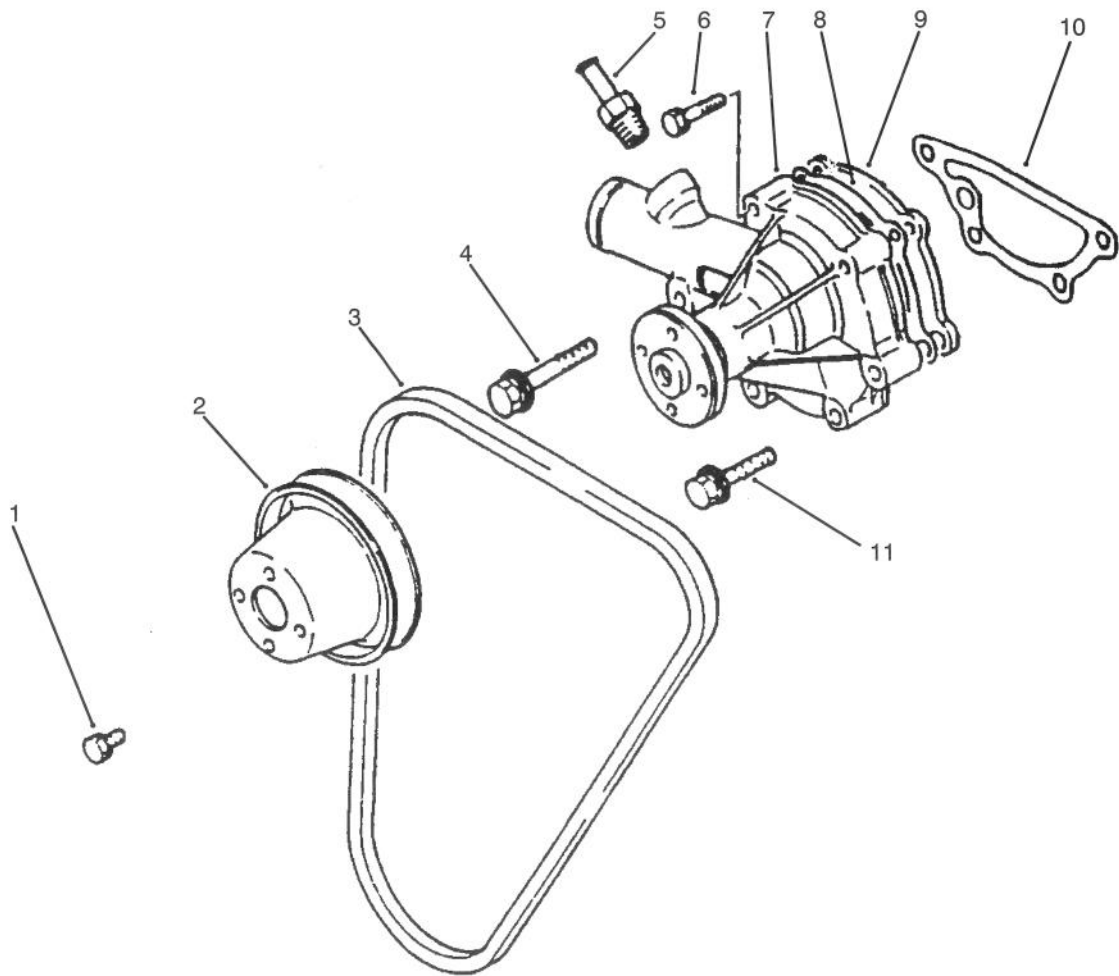


T-1897

### TIMING GEAR CASE

Ref. No.	Part No.	Description	No. Used
1	93-3444	Cap - Filler	1
2	93-3445	Gasket - Gear	1
3	67-2340	Bolt W/Washer	7
4	93-3446	Plate - Front	1

Ref. No.	Part No.	Description	No. Used
5	93-3447	Gasket - Plate, Front	1
6	93-3448	Case - Gear	1
7	42-7390	Seal - Oil	1
8	93-3449	Bolt	8

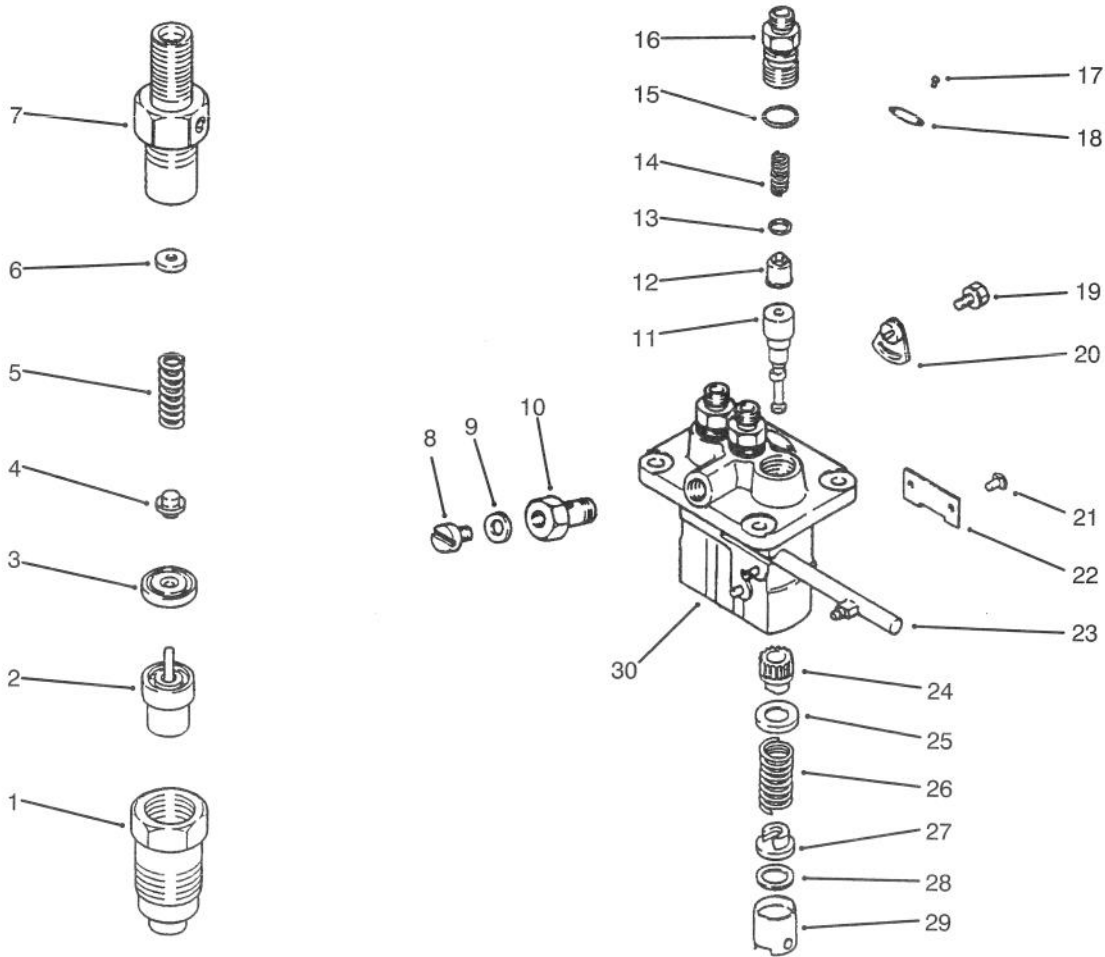


T-1898

### WATER PUMP ASSEMBLY

Ref. No.	Part No.	Description	No. Used
1	93-3459	Bolt W/Washer	4
2	93-3458	Pulley - Pump, Water	1
3	93-3460	V-Belt	1
4	93-3456	Bolt W/Washer	3
5	93-3452	Joint	1
6	93-3451	Bolt W/Washer	2

Ref. No.	Part No.	Description	No. Used
7	93-3450	Assembly - Pump, Water (Incl. Ref. #5-6 & 8-9)	1
8	93-3453	Gasket	1
9	93-3454	Plate	1
10	93-3455	Gasket - Pump, Water	1
11	93-3457	Bolt W/Washer	1



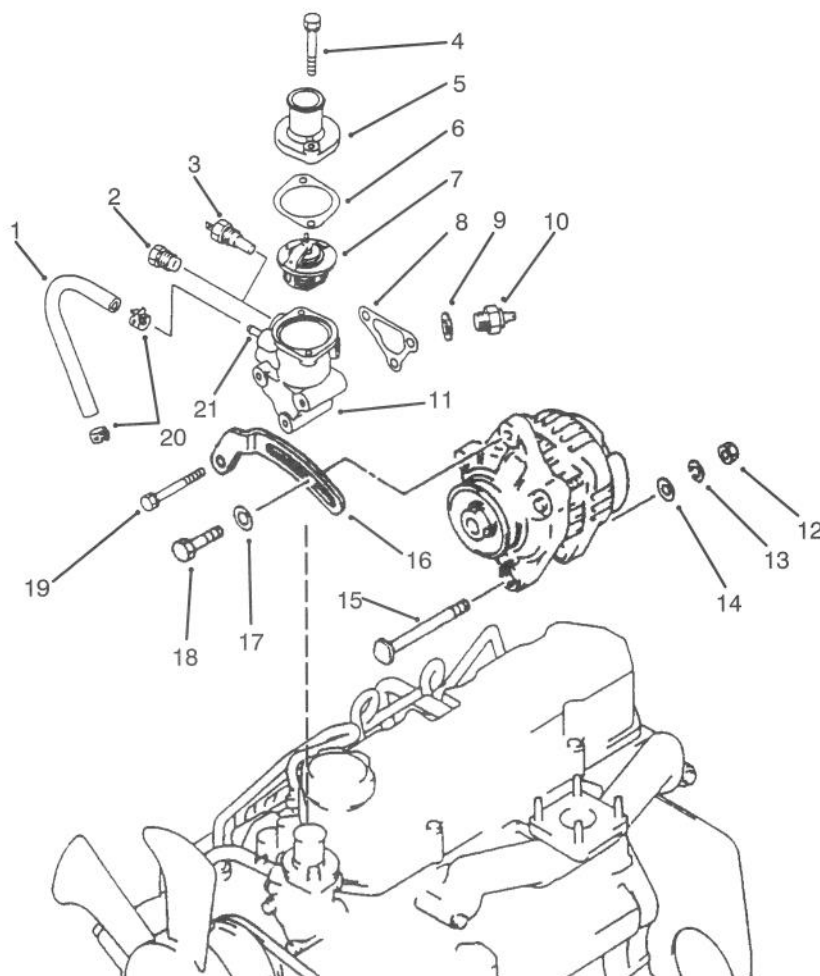
T-1899

## FUEL INJECTION PUMP ASSEMBLY

Ref. No.	Part No.	Description	No. Used
1	72-0270	Nut - Retaining	3
2	93-3503	Assembly - Nozzle	3
3	72-0280	Piece - Distance	3
4	93-3502	Pin - Pressure	3
5	93-3501	Spring - Pressure	3
6	93-3491	Washer - 1.25 mm	A/R
*	93-3492	Washer - 1.3 mm	A/R
*	93-3493	Washer - 1.35 mm	A/R
*	93-3494	Washer - 1.4 mm	A/R
*	93-3495	Washer - 1.45 mm	A/R
*	93-3496	Washer - 1.5 mm	A/R
*	93-3497	Washer - 1.55 mm	A/R
*	93-3498	Washer - 1.6 mm	A/R
*	93-3499	Washer - 1.65 mm	A/R
*	93-3500	Washer - 1.7 mm	A/R
7	93-3490	Assembly - Sub, Body	3
8	93-3480	Screw - Bleeder, Air	1
9	93-3481	Washer - Union, Pipe	1
10	93-3479	Screw - Hollow	1
11	93-3467	Assembly - Sub, Element	3
12	93-3466	Assembly - Sub, Valve	3
13	93-3465	Gasket - Delivery, Valve	3
14	93-3464	Spring - Delivery, Valve	3
15	93-3474	O-Ring	3
16	93-3463	Holder - Delivery, Valve	3
17	93-3488	Rivet	2

Ref. No.	Part No.	Description	No. Used
18	93-3487	Plate - Name	1
19	93-3478	Bolt - Washer Head	2
20	93-3477	Plate - Adjusting	2
21	93-3475	Pin - Guide, Tappet	3
22	93-3476	Plate	1
23	93-3472	Assembly - Control, Rack	1
24	93-3468	Sleeve - Control	3
25	93-3469	Seat - Spring, Upper	3
26	93-3470	Spring - Plunger	3
27	93-3473	Seat - Spring, Lower	3
28	70-3970	Plate - Shim .6 mm	A/R
*	70-4070	Plate - Shim .2 mm	A/R
*	70-4080	Plate - Shim .3 mm	A/R
*	70-4090	Plate - Shim .4 mm	A/R
*	70-4100	Plate - Shim .5 mm	A/R
*	93-3482	Plate - Shim .25 mm	A/R
*	93-3483	Plate - Shim .35 mm	A/R
*	93-3484	Plate - Shim .45 mm	A/R
*	93-3485	Plate - Shim .55 mm	A/R
*	93-3486	Plate - Shim .65 mm	A/R
29	93-3471	Assembly - Sub, Tappet	3
30	93-3462	Assembly - Sub, Housing	1
*	93-3461	Assembly - Pump, Fuel (Incl. Ref. #8-30)	1
*	93-3489	Assembly - Nozzle & Holder (Incl. Ref. #1-7)	1

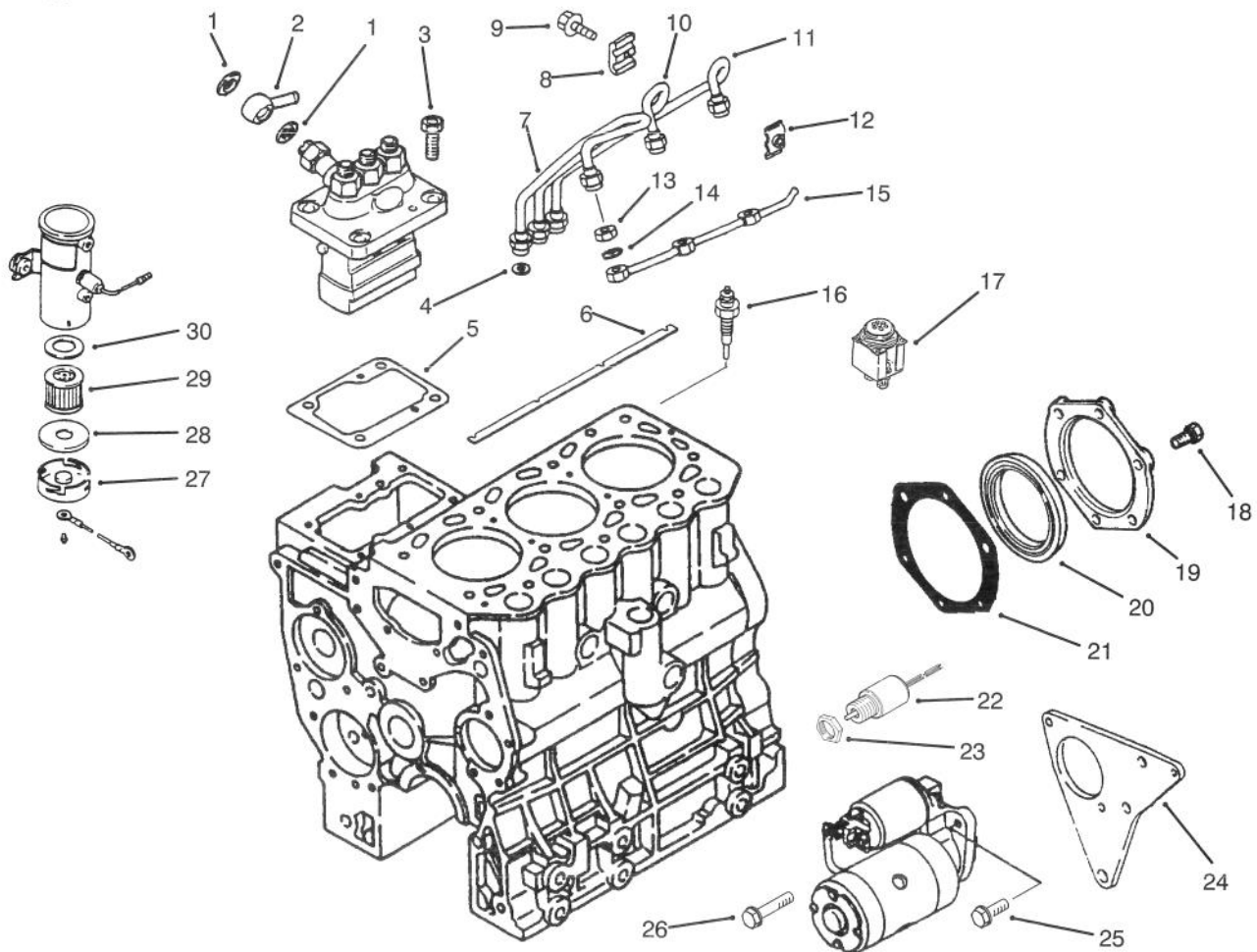
\*Not Illustrated



T-1900

## THERMOSTAT AND ALTERNATOR MOUNT ASSEMBLY

Ref. No.	Part No.	Description	No. Used	Ref. No.	Part No.	Description	No. Used
1	93-3523	Assembly - Hose, Fuel (Incl. Ref. #20)	1	12	93-3509	Nut	1
2	93-3528	Plug	1	13	93-3510	Washer - Spring	1
3	93-3525	Gauge	1	14	93-3511	Washer - Plain	1
4	56-2020	Bolt W/Washer	2	15	93-3512	Bolt - Alternator	1
5	56-1360	Fitting - Outlet, Water	1	16	93-3508	Plate - Adjusting	1
6	42-7550	Gasket	1	17	54-8660	Washer	1
7	93-3524	Thermostat	1	18	67-4660	Bolt - Flange Head	1
8	93-3521	Gasket - Case, Thermostat	1	19	93-3522	Bolt W/Washer	3
9	93-3527	Gasket	1	20	56-1400	Clip	2
10	93-3526	Switch	1	21	93-3520	Pipe	1
11	93-3519	Assembly - Case, Therm. (Incl. Ref. #21)	1				



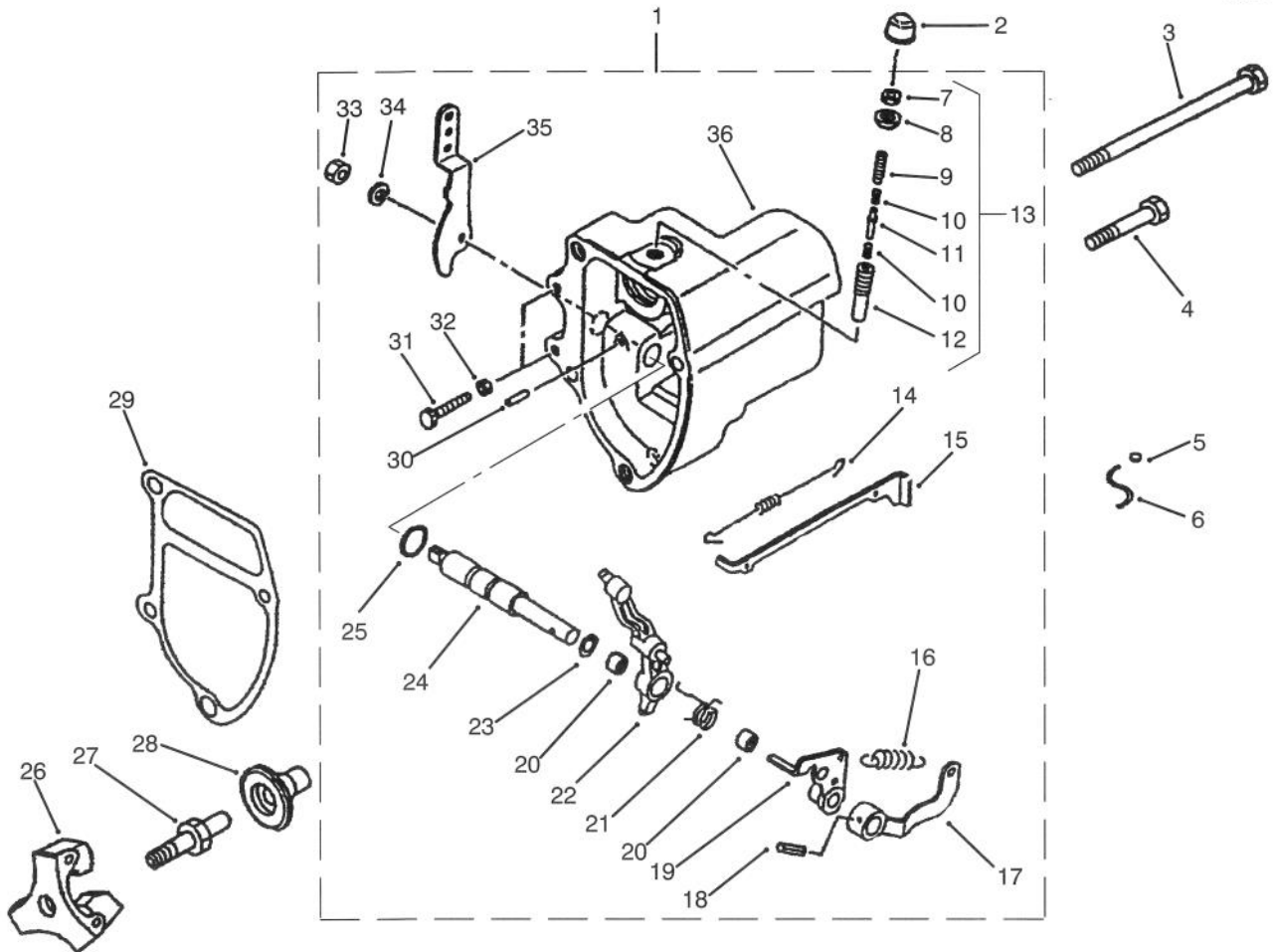
T-1901

## FUEL AND STARTER SYSTEM ASSEMBLY

Ref. No.	Part No.	Description	No. Used
1	42-9830	Washer - Seal	2
2	93-3518	Nipple - Swivel	1
3	93-3517	Bolt	4
4	67-3390	Gasket - Holder	3
5	42-8010	Shim - 0.2 mm	A/R
*	42-8020	Shim - 0.3 mm	A/R
*	42-8030	Shim - 0.4 mm	A/R
*	42-8040	Shim - 0.5 mm	A/R
*	42-8050	Shim - 0.6 mm	A/R
*	42-8060	Shim - 0.7 mm	A/R
*	42-8070	Shim - 0.8 mm	A/R
*	42-8080	Shim - 0.9 mm	A/R
*	42-8090	Shim - 1.0 mm	A/R
6	93-3507	Plate - Connection	1
7	93-3513	Pipe - Injector No.1	1
8	56-0750	Clamp A	2
9	43-2860	Bolt W/Washer	2
10	93-3514	Pipe - Injector No.2	1
11	93-3515	Pipe - Injector No.3	1
12	56-0760	Clamp B	2

Ref. No.	Part No.	Description	No. Used
13	67-3430	Nut	3
14	67-3440	Gasket - Return, Fuel	3
15	93-3516	Pipe - Leak Off, Fuel	1
16	93-3506	Plug - Glow	3
17	67-4700	Lamp - Glow	1
18	93-3393	Bolt	5
19	93-3390	Case - Seal, Oil	1
20	93-3392	Seal - Oil	1
21	93-3391	Gasket - Seal, Oil	1
22	93-3504	Assembly - Solenoid	1
23	43-2750	Nut	1
24	93-3505	Bracket - Starter	1
25	42-9240	Bolt W/Washer	3
26	67-2440	Bolt W/Washer	2
27	43-2580	Magnet	1
28	43-2560	Gasket	1
29	43-2550	Filter	1
30	43-2570	Gasket	1
*	53-8150	Assembly - Pump, Electric (Incl. Ref. #27-30)	1

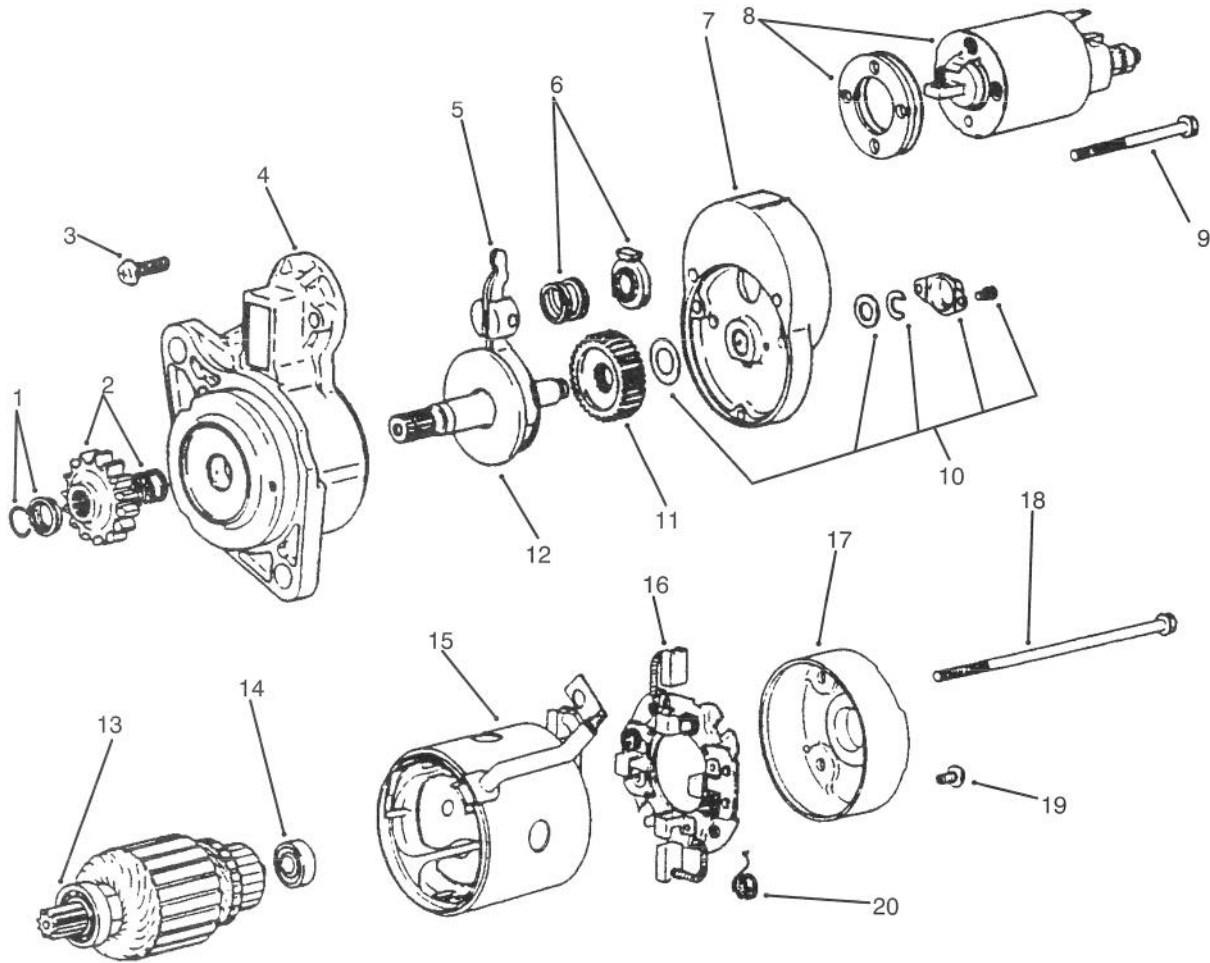
\*Not Illustrated



T-1902

## GOVERNOR

Ref. No.	Part No.	Description	No. Used	Ref. No.	Part No.	Description	No. Used
1	93-3529	Assembly - Case, Governor	1	19	93-3543	Lever - Tension	1
2	67-4240	Cap	1	20	42-7310	Bearing - Needle	2
3	93-3554	Bolt - Case, Governor	1	21	93-3538	Spring - Start	1
4	93-3553	Bolt	3	22	93-3544	Lever - Governor	1
5	42-8690	Metal	1	23	93-3539	Shim - Shaft, Governor	1
6	93-3552	Wire	1	24	93-3545	Shaft - Governor	1
7	67-4180	Nut	1	25	93-3531	O-Ring	1
8	67-4200	Nut	1	26	93-3549	Shaft - Sleeve, Sliding	1
9	67-4220	Screw - Adjusting	1	27	93-3550	Sleeve - Sliding	1
10	93-3537	Spring - Torque	2	28	93-3551	Weight	1
11	93-3536	Stopper	1	29	93-3548	Gasket - Case, Governor	1
12	67-4210	Case	1	30	42-8810	Pin - Grooved	1
13	93-3535	Spring Set - Torque (Incl. Ref. #7-12)	1	31	93-3533	Bolt - Speed Set	2
14	93-3547	Spring - Rod, Tie	1	32	67-4290	Nut	2
15	93-3546	Rod - Tie	1	33	93-3532	Nut - Jam	1
16	93-3534	Spring - Governor	1	34	67-3260	Washer - Spring	1
17	93-3542	Lever - Spring, Governor	1	35	93-3540	Lever - Speed	1
18	93-3530	Pin - Spring	1	36	93-3541	Case - Governor	1



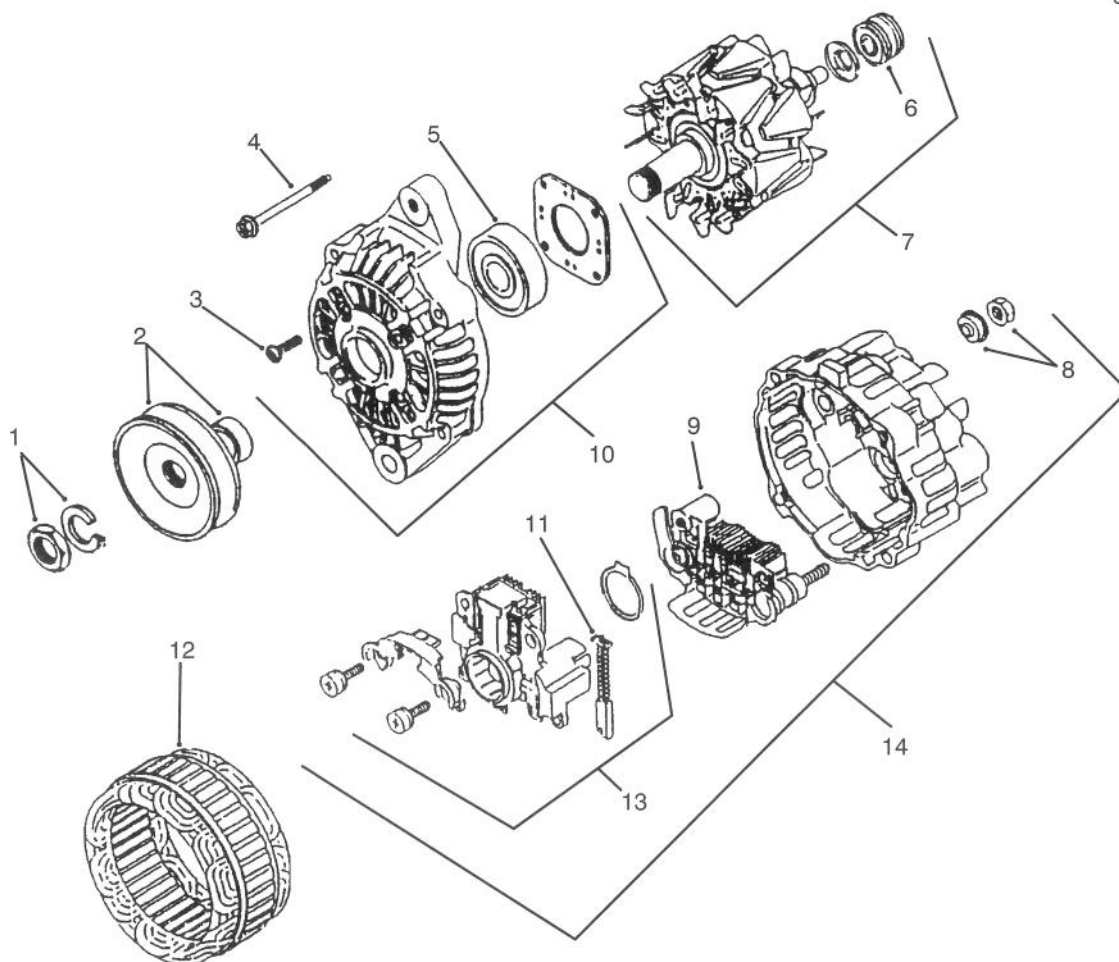
T-1903

## STARTER ASSEMBLY

Ref. No.	Part No.	Description	No. Used
1	93-3576	Stopper Set	1
2	93-3567	Pinion Set (Incl. Ref. #1)	1
3	93-3556	Screw Set (Incl. Ref. #19)	1
4	93-3557	Assembly - Bracket, Front	1
5	93-3558	Assembly - Lever	1
6	93-3559	Spring Set	1
7	93-3560	Assembly - Bracket, Center	1
8	93-3561	Assembly - Switch	1
9	93-3572	Bolt Set	1
10	93-3570	Cover Set	1
11	93-3569	Gear	1
12	67-4790	Assembly - Shaft, Pinion	1
13	93-3563	Bearing - Front	1
14	93-3564	Bearing - Rear	1

Ref. No.	Part No.	Description	No. Used
15	93-3571	Assembly - Yoke	1
16	93-3573	Assembly - Holder (Incl. Ref. #20)	1
17	93-3575	Assembly - Bracket, Rear	1
18	93-3565	Bolt Set	2
19	93-3556	Screw	1
20	93-3574	Spring - Brush	4
21	93-3568	Gear Set (Incl. Ref. #11-12)	1
*	93-3566	Assembly - Shaft, Clutch (Incl. Ref. #2, 10 & 21)	1
*	93-3562	Armature Set (Incl. Ref. #13-14)	1
*	93-3555	Assembly - Starter (Incl. Ref. #1-21)	1

\*Not Illustrated



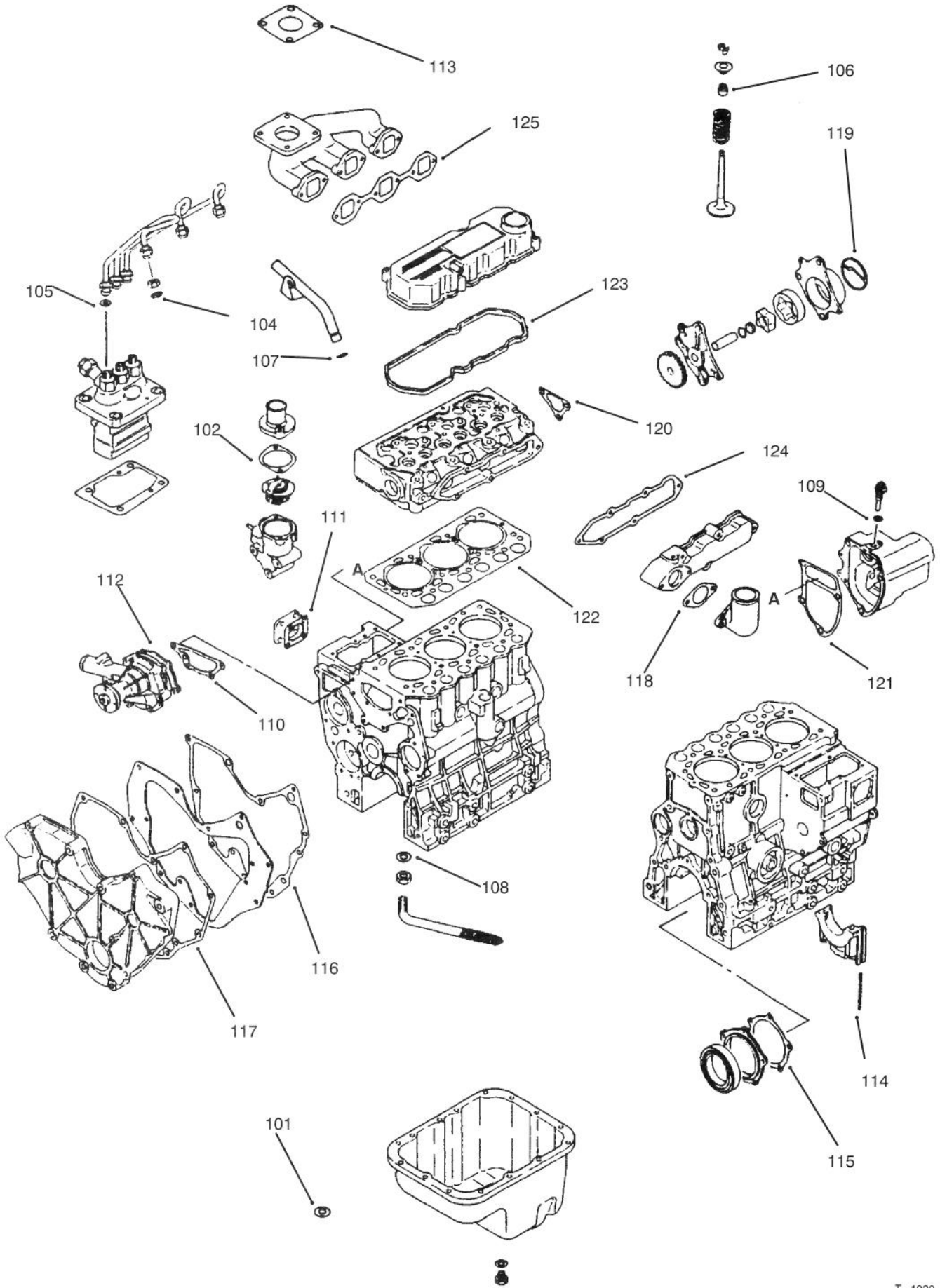
T-1904

## ALTERNATOR ASSEMBLY

Ref. No.	Part No.	Description	No. Used	Ref. No.	Part No.	Description	No. Used
1	93-3578	Nut - Set	1	9	93-3590	Assembly - Rectifier	1
2	93-3579	Assembly - Pulley	1	10	93-3581	Assembly - Bracket, Front	1
3	93-3582	Screw Set	1	11	93-3589	Brush	2
4	93-3580	Bolt Set	1	12	93-3586	Assembly - Stator	1
5	93-3583	Bearing - Front	1	13	93-3588	Regulator Set	1
6	93-3585	Bearing - Rear	1	14	93-3587	Assembly - Bracket, Rear	1
7	93-3584	Assembly - Rotor	1	*	93-3577	Assembly - Alternator (Incl. Ref. #1-14)	1
8	93-3591	Nut - Set	1				

\*Not Illustrated

# OVERHAUL GASKET KIT

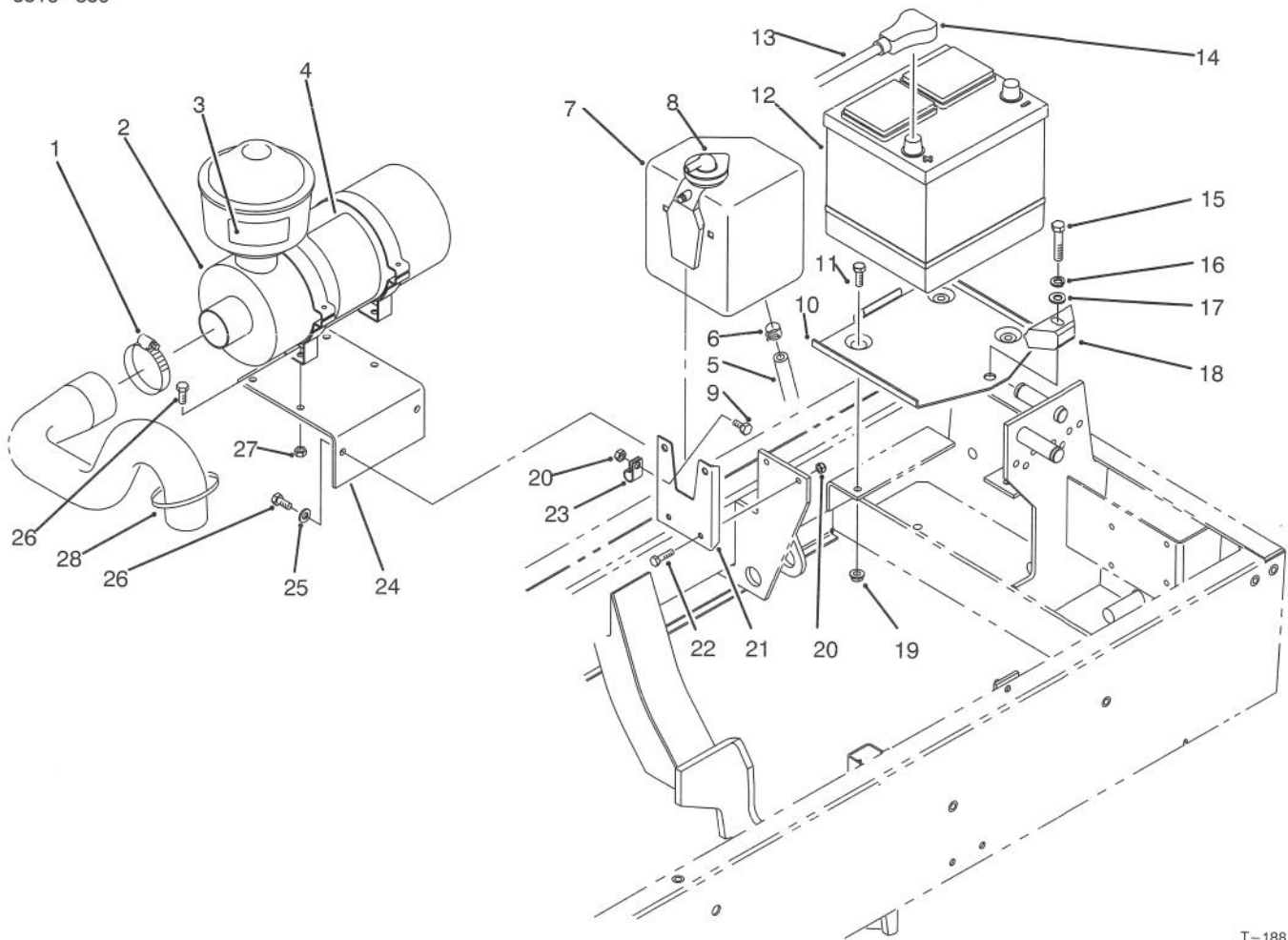


# OVERHAUL GASKET KIT

Ref. No.	Part No.	Description	No. Used
101	93-3417	Gasket	1
102	42-7550	Gasket	1
104	67-3440	Gasket - Fuel Return	3
105	67-3390	Gasket - Holder	3
106	92-1961	Seal - Valve Stem	6
107	42-8830	O-Ring	1
108	93-3414	Gasket	1
109	93-3527	Gasket	1
110	93-3455	Gasket - Water Pump	1
111	93-3361	Gasket - Tie Rod Cover	1
112	93-3453	Gasket - Water Pump	1
113	93-3423	Gasket	1
114	93-3383	Seal - Side	4

Ref. No.	Part No.	Description	No. Used
115	93-3391	Gasket - Oil Seal Case	1
116	93-3447	Gasket - Front Plate	1
117	93-3445	Gasket - Gear	1
118	93-3441	Gasket - Inlet Pipe	1
119	93-3593	Packing - Body	1
120	93-3521	Gasket - Thermo Case	1
121	93-3548	Gasket - Governor Case	1
122	93-3431	Gasket - Cylinder Head	1
123	93-3424	Gasket - Rocker	1
124	93-3434	Gasket - Inlet Cover	1
125	93-3436	Gasket - Exhaust	1
*	93-3592	Kit- Gasket, Complete	1

\*Not Illustrated



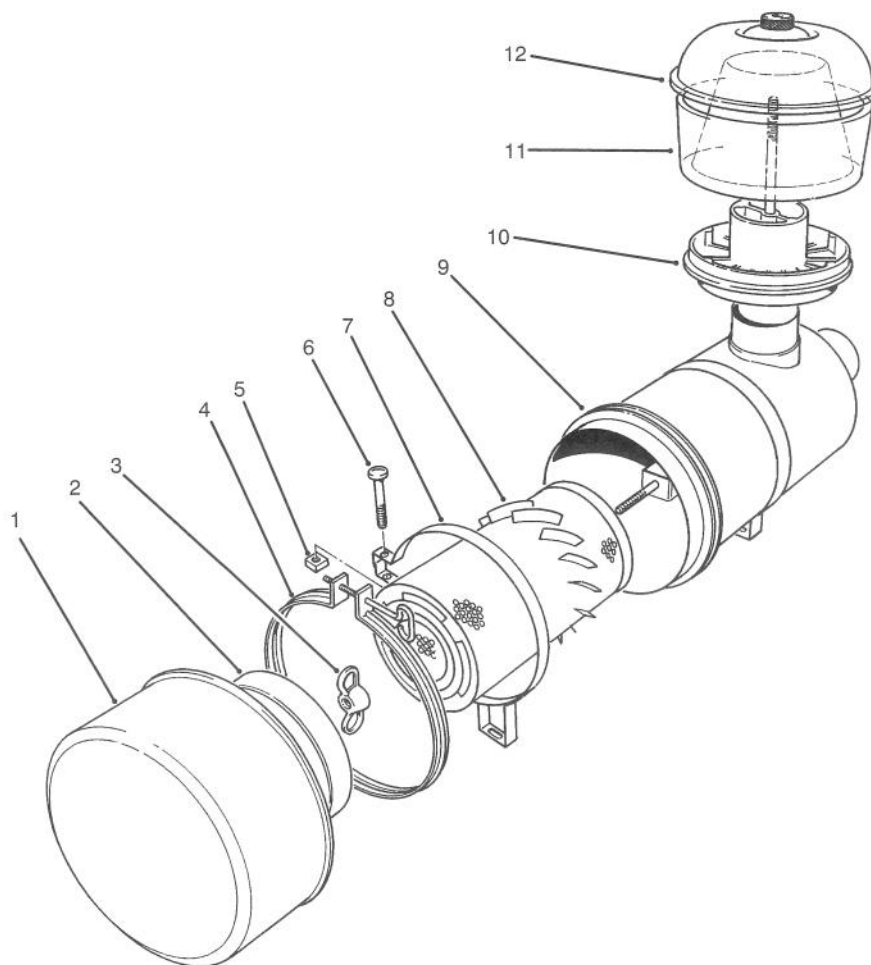
T-1881

## ENGINE COMPONENTS ASSEMBLY

Ref. No.	Part No.	Description	No. Used
1	2412-42	Clamp - Hose	1
2	48-4220	Assembly - Air Cleaner (Incl. Ref. #4)	1
‡3	67-1700	Decal - Starting Fluid (English)	1
4	27-7160	Decal - Instructions	1
5	75-2851	Hose - Expansion Tank	1
6	92-2379	Clamp - Hose	1
7	63-7380	Assembly - Expansion Tank (Incl. Ref. #8)	1
8	71-1520	Cap - Expansion Tank	1
9	321-3	Screw - Cap Hex. Hd.	1
10	66-2330	Base - Battery	1
11	322-4	Screw - Cap Hex. Hd.	3
12		Battery (Type 26, 530 Amp.)	1
13	75-1370	Asm. - Battery Cable (+) (Incl. Ref. #14)	1

Ref. No.	Part No.	Description	No. Used
14	28-1280	Boot - Cable	1
15	323-9	Screw - Cap Hex. Hd.	1
16	3253-21	Washer - Lock	1
17	3256-24	Washer - Flat	1
18	66-2490	Clamp - Battery	1
19	32128-20	Nut - Lock	3
20	3296-42	Nut - Lock	3
21	75-4250	Bracket - Expansion Tank	1
22	321-6	Screw - Cap Hex. Hd.	2
23	2412-93	Clamp - R	1
24	75-3140	Bracket - Air Cleaner	1
25	3256-23	Washer - Flat	2
26	322-3	Screw - Cap Hex. Hd.	6
27	3296-29	Nut - Lock	4
28	3290-378	Tie - Cable	1

‡For different language versions of this part, see International Decal Cross Reference.



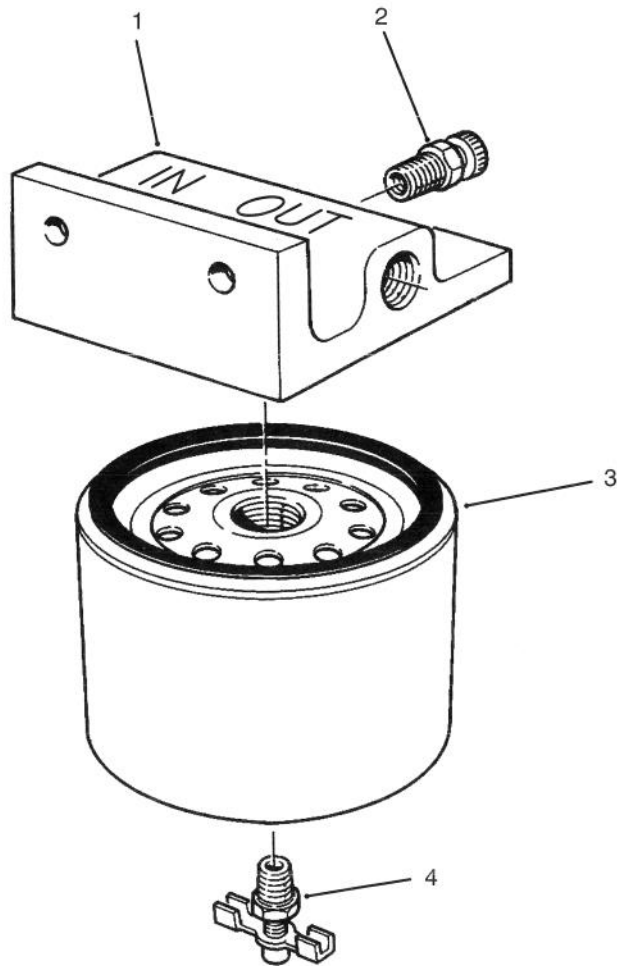
T-0126

## AIR CLEANER ASSEMBLY

Ref. No.	Part No.	Description	No. Used	Ref. No.	Part No.	Description	No. Used
1	27-7150	Assembly - Cup	1	9†		Housing	1
2	27-7140	Baffle	1	10	62-6300	Assembly - Sleeve	1
3	27-7120	Nut	1	11	33-1270	Bowl	1
4	27-7130	Assembly - Clamp	1	12	33-1260	Assembly - Cover	1
5	32107-11	Nut-Square	2	*	48-7430	Assembly - Pre-Cleaner (Incl. Ref. #10-12)	1
6	3258-19	Screw - Machine	2	*	48-4220	Assembly - Air Filter (Incl. Ref. #1-4, 8-9)	1
7	27-7170	Assembly - Band (Incl. Ref. #5 & 6)	2	*	27-7220	Air Cleaner Soap	1
8	27-7110	Assembly - Element	1				

\*Not Illustrated

†Not Serviceable Separately



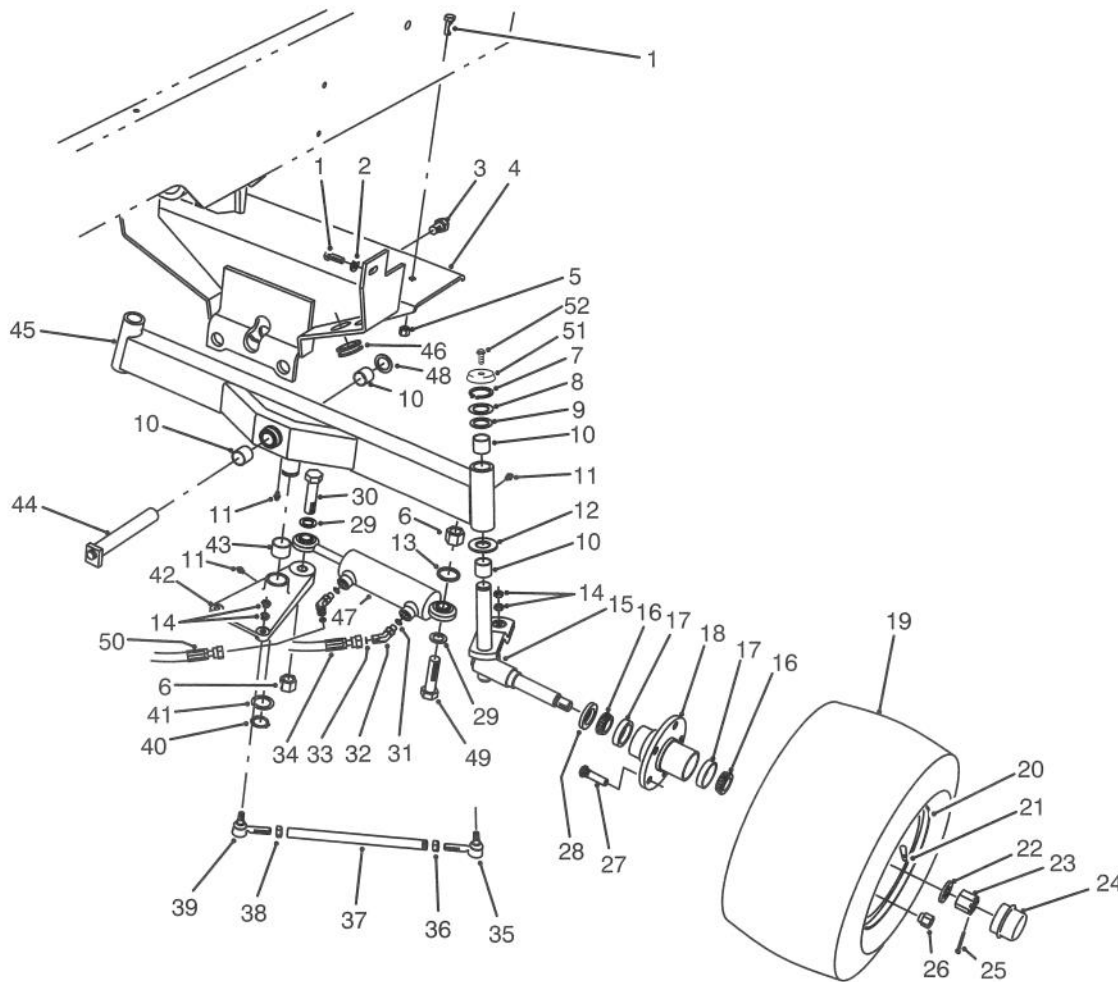
T-1934

## FUEL FILTER ASSEMBLY

Ref. No.	Part No.	Description	No. Used
1	63-8280	Head-Filter, Fuel (Incl. Ref. #2)	1
2	63-8290	Vent-Air	1
3	63-8300	Element-Spin-On (Incl. Ref. #4)	1

Ref. No.	Part No.	Description	No. Used
4	63-8310	Valve-Drain	1
*	63-8300	Assembly - Fuel Filter	1

\*Not Illustrated



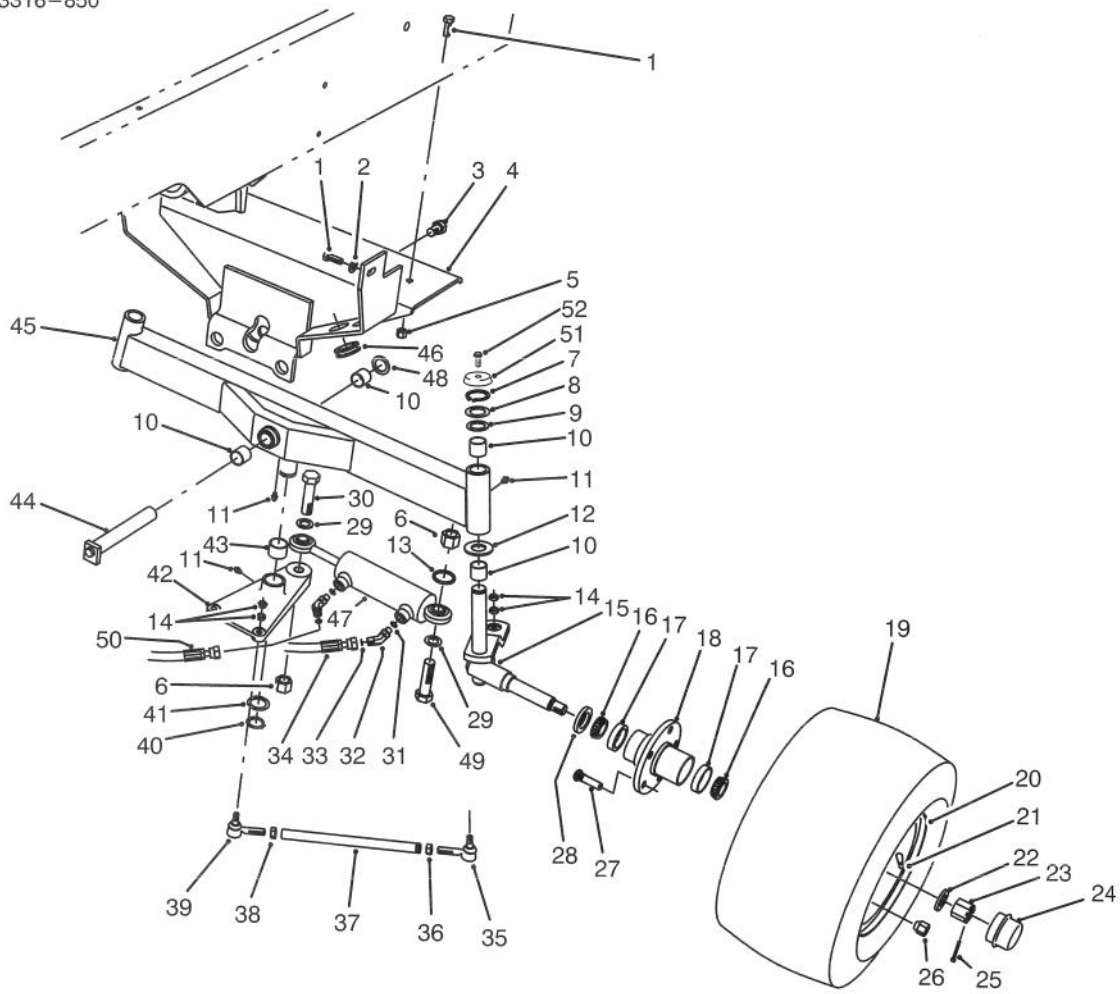
T-1915

## REAR AXLE ASSEMBLY

Ref. No.	Part No.	Description	No. Used
1	323-7	Screw - Cap Hex. Hd.	4
2	3256-24	Washer - Flat	2
3	327-2	Screw - Cap Hex. Hd.	1
4	93-0064	Support - Rear Axle	1
5	3296-39	Nut - Lock	2
6	32153-6	Nut - Lock	2
7	32151-36	Ring - Retaining	2
8	5-1226	Washer - Shim	A/R
9	10-8110	Washer - Thrust	2
10	67-1751	Bushing - Sleeve	6
11	302-5	Fitting - Grease	4
12	256-121	Washer - Thrust	2
13	67-7250	Spacer - Cylinder	1
14	3220-3	Nut - Jam	8
15	75-4440	Spindle - Rear L.H.	1
*	75-4420	Spindle - Rear R.H.	1
16	254-94	Cone - Bearing	4
17	254-72	Cup - Bearing	4
18	21-2820	Hub - Rear Wheel	2
19	231-141	Tire	2
20	217-121	Rim	2
21	232-35	Stem - Valve	2
22	3256-28	Washer - Flat	2

Ref. No.	Part No.	Description	No. Used
23	32136-5	Nut - Slotted	2
24	241-119	Cap - Dust	2
25	3272-13	Pin - Cotter	2
26	242-50	Nut - Lug	10
27	10-6830	Stud - Drive	10
28	253-129	Seal - Grease	2
29	67-9410	Washer - Thrust	2
30	328-25	Screw - Cap Hex. Hd.	1
31	237-78	O-Ring	2
32	340-103	Fitting - Hydraulic 45° (Incl. Ref. #31 & 33)	2
33	237-21	O-Ring	2
34	75-6220	Hose - Hydraulic	1
35	21-0140	Joint - Ball	2
36	3220-5	Nut - Jam	2
37	75-3130	Rod - Tie	2
38	3220-12	Nut - Jam L.H. Thread	2
39	21-0151	Joint - Ball L.H. Thread	2
40	32151-77	Ring - Retaining	1
41	76-2980	Washer - Thrust	1
42	75-4410	Assembly - Pivot Plate (Incl. Ref. #11 & 43)	1
43	76-2970	Bushing - Sleeve	2

\*Not Illustrated

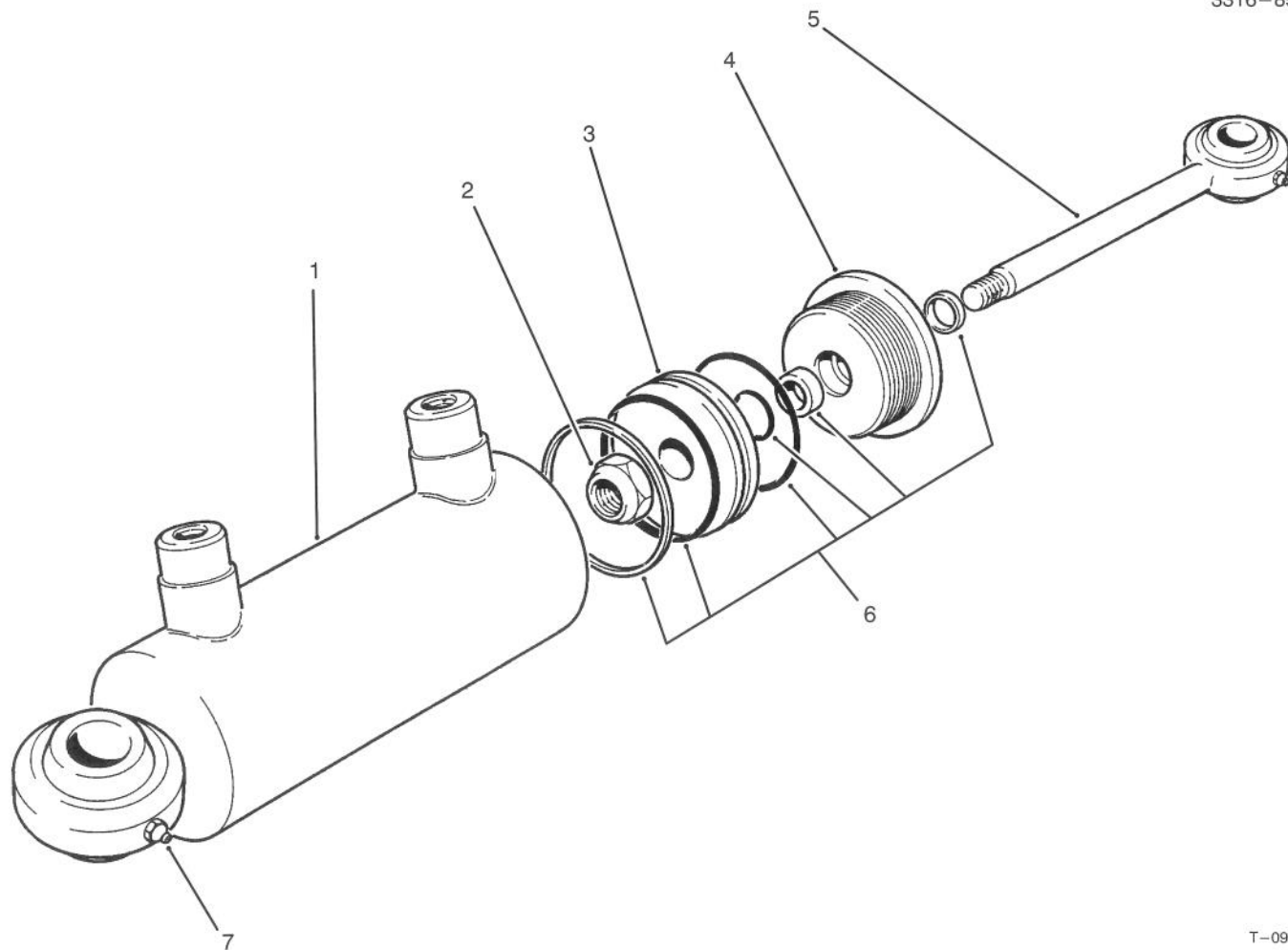


T-1915

### REAR AXLE ASSEMBLY (Continued)

Ref. No.	Part No.	Description	No. Used
44	75-4180	Pin - Rear Axle Pivot	1
45	75-2900	Assembly - Rear Axle (Incl. Ref. #10 & 11)	1
46	237-165	Grommet	2
47	75-1200	Asm. - Hydraulic Cylinder	1

Ref. No.	Part No.	Description	No. Used
48	5-1226	Washer - Thrust	1
49	328-27	Screw - Cap Hex. Hd.	1
50	75-6230	Hose - Hydraulic	1
51	66-2990	Cap - Spindle	2
52	3234-13	Screw - Cap Flange Hd.	2



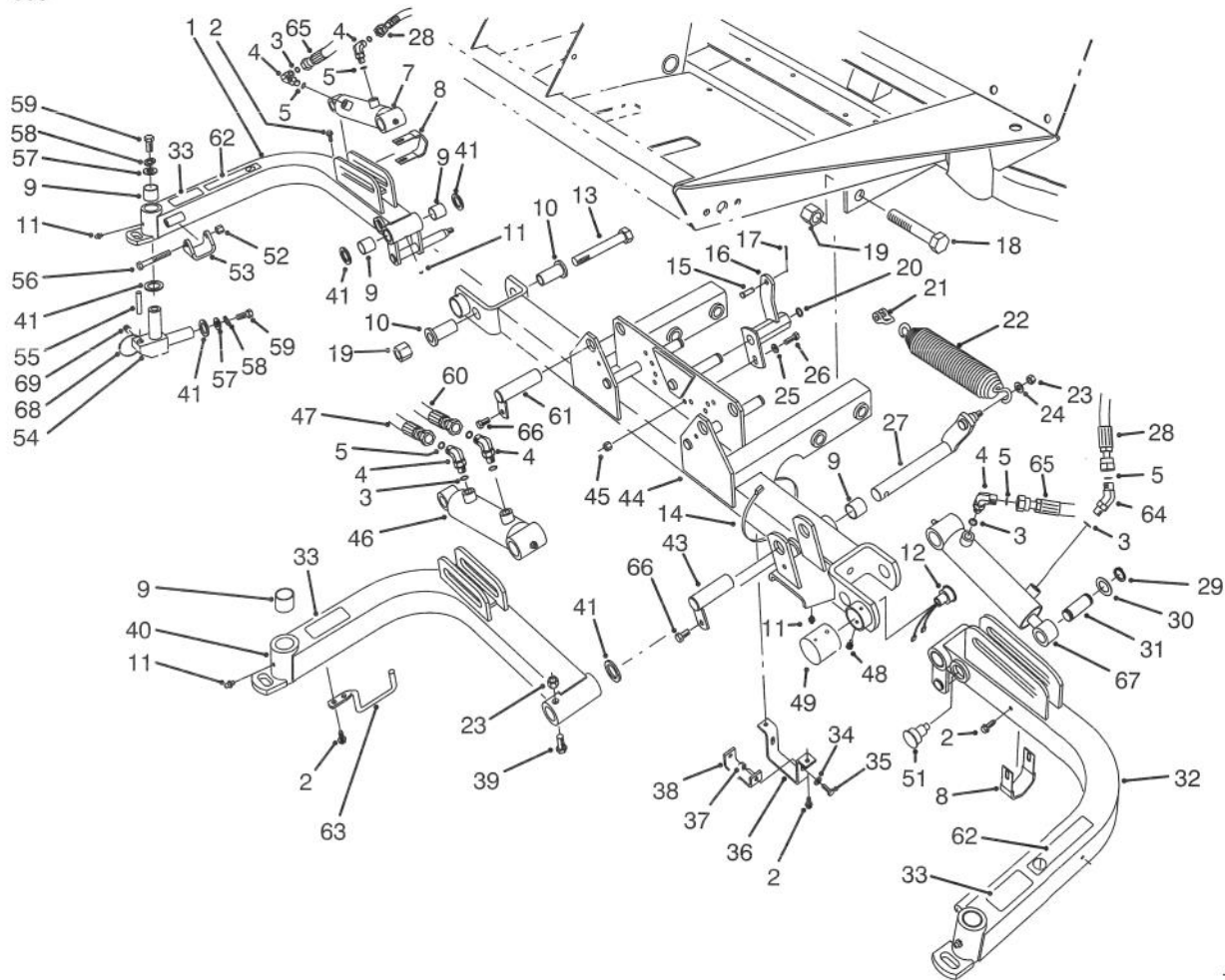
T-0996

### HYDRAULIC CYLINDER NO. 75-1200

Ref. No.	Part No.	Description	No. Used
†1		Assembly - Barrel	1
2	75-1210	Nut-Lock	1
3	75-1220	Piston	1
4	75-1260	Head-Internal	1

Ref. No.	Part No.	Description	No. Used
5	75-1230	Assembly - Piston Rod	1
6	75-1250	Seal Kit	1
7	302-5	Fitting - Grease	2

†Not Serviced Separately



T-1059A

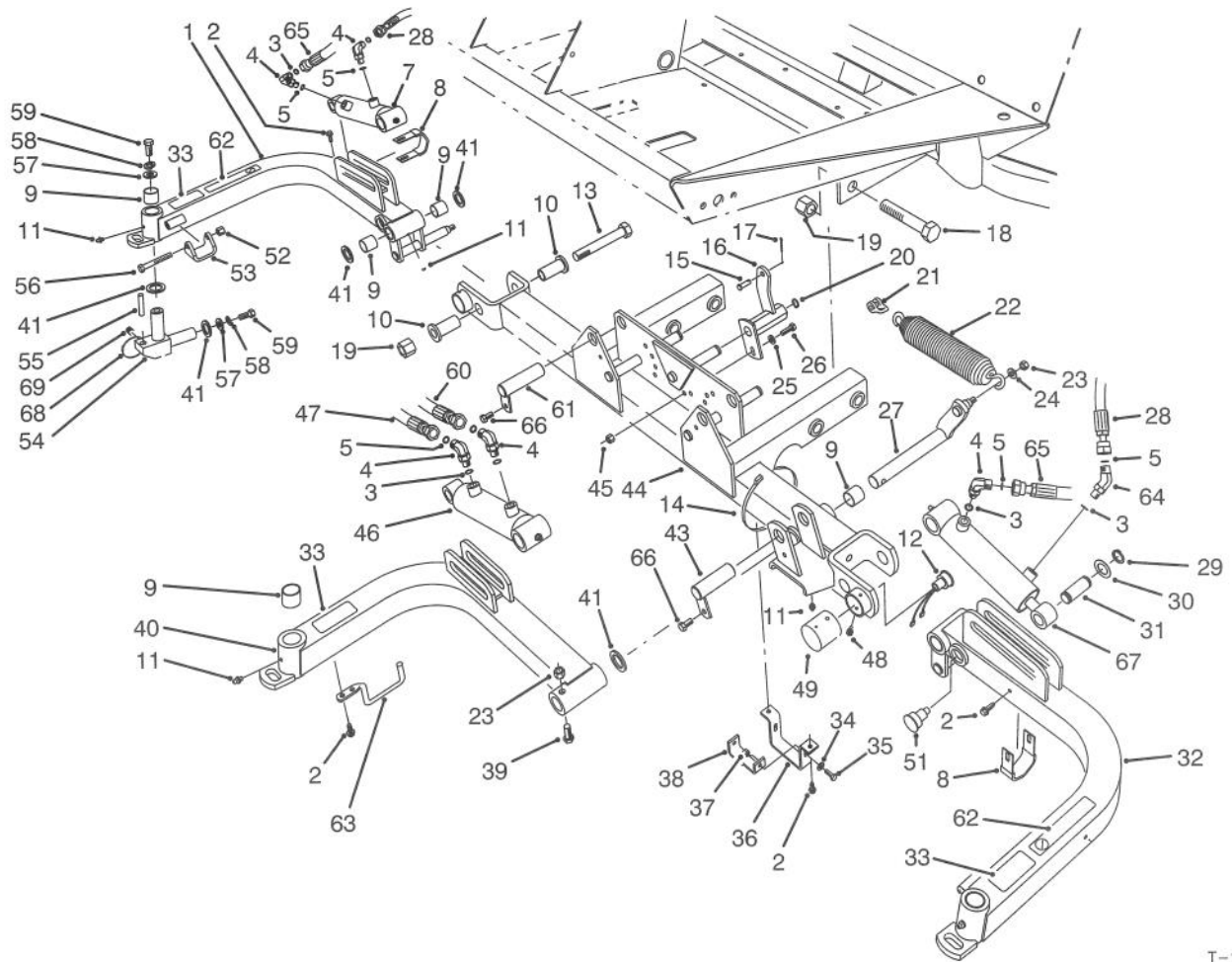
## FRONT LIFT ARMS ASSEMBLY

Ref. No.	Part No.	Description	No. Used
1	75-5450	Assembly - Lift Arm R.H. (Incl. Ref. #9 & 11)	1
2	49-2040	Screw - Thread Forming	8
3	237-78	O-Ring	6
4	340-132	Fitting - Hydraulic 90° (Incl. Ref. #3 & 5)	5
5	237-21	Seal - O-Ring	6
7	83-7480	Asm. - Hydraulic Cylinder	1
8	75-5330	Clamp - Hose	2
9	67-1750	Bushing - Sleeve	12
10	84-8320	Insert - Hinge	4
11	302-5	Fitting - Grease	6
12	92-8002	Sensor - Reed Switch	1
13	328-12	Screw - Cap Hex. Hd.	2
14	3290-379	Tie - Cable	3
15	283-6	Pin - Clevis	3
16	75-5210	Bracket - Spring Center	1
*	75-5200	Bracket - Spring R.H.	1
*	75-5220	Bracket - Spring L.H.	1
17	3272-10	Pin - Cotter	3
18	328-7	Screw - Cap Hex. Hd.	4
19	3296-51	Nut - Lock	6
20	32151-48	Ring - Retaining	3

Ref. No.	Part No.	Description	No. Used
21	282-4	Clevis - Spring	3
22	5-0743	Spring - Extension	3
23	3296-44	Nut - Lock	4
24	3256-24	Washer - Flat	3
25	3256-23	Washer - Flat	3
26	322-5	Screw - Cap Hex. Hd.	3
27	75-4550	Shaft - Center Arm Pivot	1
28	75-5890	Hose - Hydraulic	2
29	32120-93	Ring - Retaining	6
30	3-6498	Washer - Thrust	6
31	75-5350	Pin - Cylinder Rod End	3
32	75-5460	Assembly - Lift Arm L.H. (Incl. Ref. #9 & 11)	1
‡33	55-4300	Decal - Warning (English)	3
34	3256-22	Washer - Flat	2
35	321-4	Screw - Cap Hex. Hd.	2
36	75-5370	Mount - Clamp	1
37	3296-42	Nut - Lock	2
38	75-5380	Bracket - Clamp	1
39	323-11	Screw - Cap Hex. Hd.	1
40	75-5420	Assembly - Lift Arm, Center (Incl. Ref. #9 & 11)	1
41	256-115	Washer - Thrust	11

\*Not Illustrated

‡For different language versions of this part, see International Decal Cross Reference.



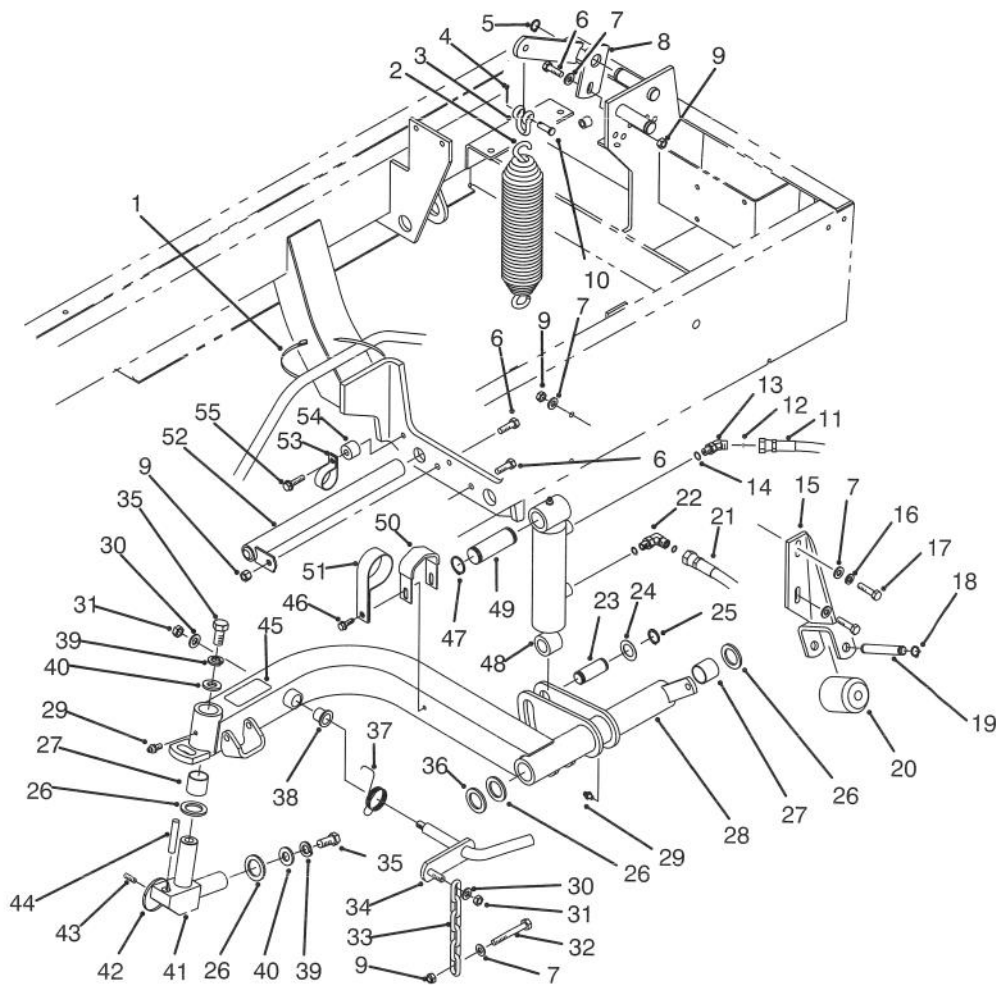
T-1059A

## FRONT LIFT ARMS ASSEMBLY (Continued)

Ref. No.	Part No.	Description	No. Used
43	83-6790	Pin - Cylinder (Short)	1
44	75-3040	Assembly - Carrier Frame (Incl. Ref. #9 & 11)	1
45	3296-29	Nut - Lock	3
46	85-9880	Asm. - Hydraulic Cylinder	1
47	75-5900	Hose - Hydraulic	1
48	32104-76	Screw - Thread Forming	2
49	75-6370	Cover - Sensor	1
51	92-8754	Actuator - Reed Switch	1
52	3296-39	Nut - Lock	2
53	75-5410	Bracket - Arm	2
54	75-3010	Joint - Arm	3
55	32121-122	Pin - Roll	3
56	323-12	Screw - Cap Hex. Hd.	2

Ref. No.	Part No.	Description	No. Used
57	3256-6	Washer - Flat	6
58	3253-7	Washer - Lock	6
59	325-4	Screw - Cap Hex. Hd.	6
60	75-5910	Hose - Hydraulic	1
61	83-6780	Pin - Cylinder (Long)	2
‡62	36-3400	Decal - No Step (English)	2
63	75-5300	Rod - Hose Support	1
64	340-103	Fitting - Hydraulic 45° (Incl. Ref. #3 & 4)	1
65	82-6490	Hose - Hydraulic	1
66	32144-14	Screw - Self Tapping	3
67	83-7490	Hydraulic Cylinder Asm.	1
68	3290-378	Tie - Cable	5
69	92-9097	Set Screw	3

‡For different language versions of this part, see International Decal Cross Reference.



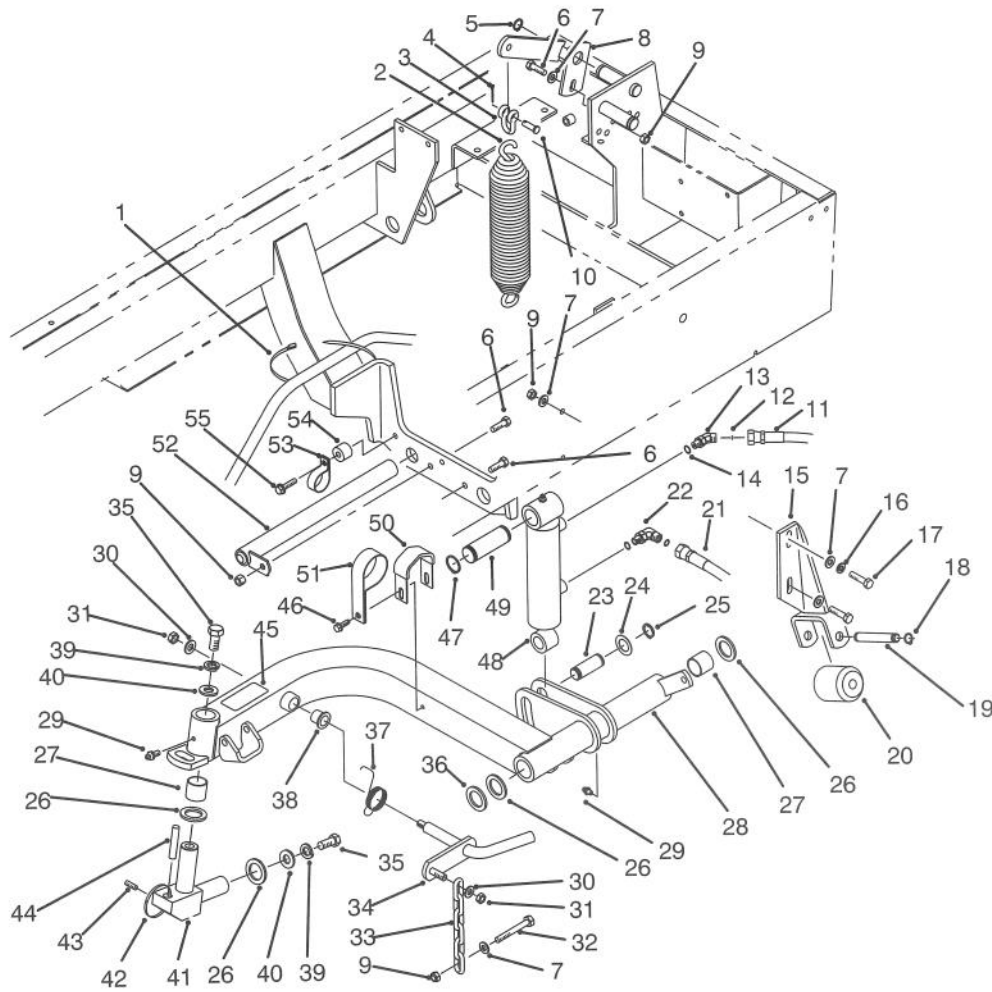
T-1880

## REAR LIFT ARMS ASSEMBLY

Ref. No.	Part No.	Description	No. Used	Ref. No.	Part No.	Description	No. Used
1	3290-379	Tie - Cable	1	21	75-6180	Hose - Hydraulic R.H.	2
2	5-0743	Spring - Counterbalance	2	22	340-132	Fitting - Hydraulic 90° (Incl. Ref. #12 & 14)	3
3	282-4	Clevis - Spring	2	23	75-5350	Pin - Cylinder Rod End	2
4	3272-10	Pin - Cotter	2	24	3-6498	Washer - Thrust	4
5	32151-48	Ring - Retaining	2	25	32120-93	Ring - Retaining	4
6	322-5	Screw - Cap Hex. Hd.	3	26	256-115	Washer - Thrust	8
7	3256-23	Washer - Flat	10	27	67-1750	Bushing - Sleeve	8
8	75-4690	Bracket - Spring Rear R.H.	1	28	93-0066	Asm. - Lift Arm Rear R.H. (Incl. Ref. #27, 29 & 38)	1
*	75-4650	Bracket - Spring Rear L.H.	1	*	93-0068	Asm. - Lift Arm Rear L.H. (Incl. Ref. #27, 29 & 38)	1
9	3296-29	Nut - Lock	8	29	302-5	Fitting - Grease	4
10	283-6	Pin - Clevis	2	30	3256-24	Washer - Flat	4
11	75-6070	Hose - Hydraulic L.H. (Cap)	1	31	3296-39	Nut - Lock	4
*	75-6080	Hose - Hydraulic L.H. (Rod)	1	32	322-12	Screw - Cap Hex. Hd.	2
12	237-78	O-Ring	4	33	5-1096	Chain - Cutting Unit	2
13	340-103	Fitting - Hydraulic 45° (Incl. Ref. #12 & 14)	1	34	75-4590	Rod - Pivot	2
14	237-21	O-Ring	4	35	325-4	Screw - Cap Hex. Hd.	4
15	75-3810	Bracket - Roller	2	36	93-0142	Bushing - Straight	2
16	3253-4	Washer - Lock	2	37	75-4520	Spring - Torsion R.H.	1
17	322-6	Screw - Cap Hex. Hd.	4	*	75-4530	Spring - Torsion L.H.	1
18	32151-61	Ring - Retaining	4	38	256-287	Bushing - Flange	4
19	75-5400	Shaft - Roller	2				
20	75-5390	Roller	2				

\*Not Illustrated

‡For different language versions of this part, see International Decal Cross Reference.

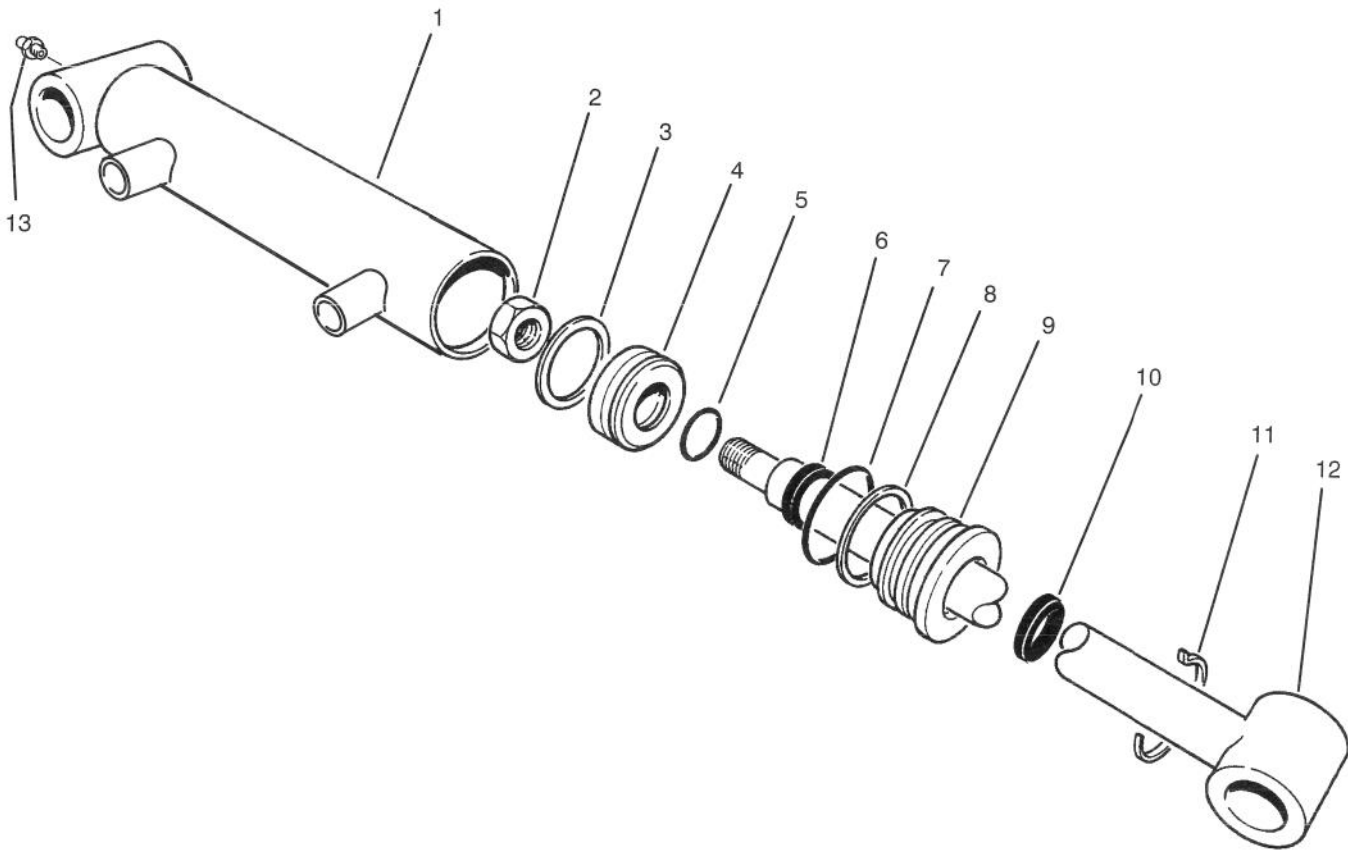


T-1880

## REAR LIFT ARMS ASSEMBLY (Continued)

Ref. No.	Part No.	Description	No. Used	Ref. No.	Part No.	Description	No. Used
39	3253-7	Washer - Lock	4	49	75-5360	Pin - Cylinder Cap End	2
40	3256-6	Washer - Flat	4	50	75-5330	Clamp - Hydraulic Line	2
41	75-3010	Joint - Arm	2	51	2412-107	Clamp - R (Used on left rear cutting unit lift arm only)	1
42	3290-378	Tie - Cable	3	52	93-0069	Pin - Pivot	2
43	92-9097	Set Screw	2	53	2412-74	Clamp - R	2
44	32121-122	Pin - Roll	2	54	92-5791	Spacer	2
45	55-4300	Decal - Warning (English)	2	55	32144-49	Screw - Hex. Washer Hd.	2
46	49-2040	Screw - Thread Forming	5				
47	32151-36	Ring - Retaining	4				
48	93-0079	Asm. - Hydraulic Cylinder	2				

\*Not Illustrated



T-1879

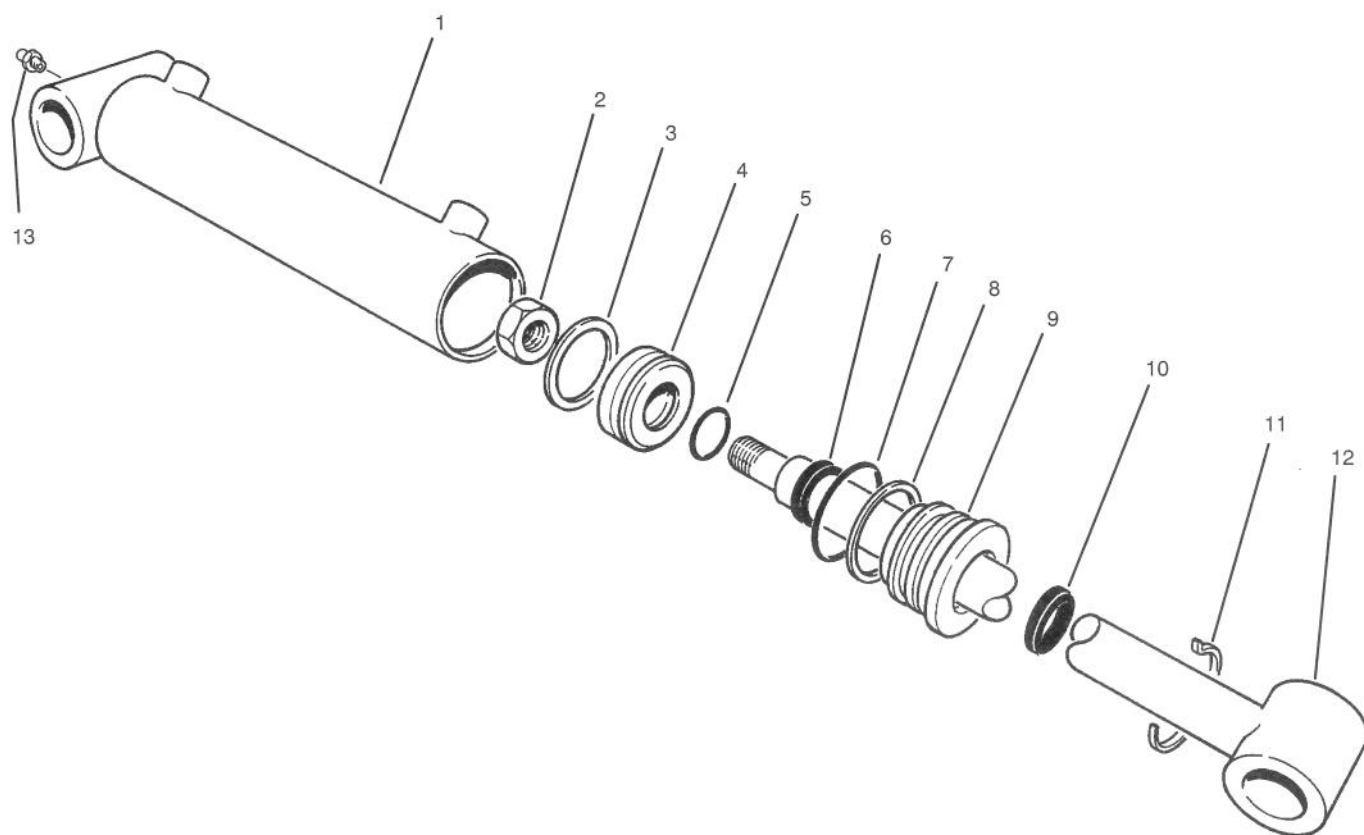
## HYDRAULIC CYLINDER NO. 93-0079

Ref. No.	Part No.	Description	No. Used
†1	93-3134	Assembly - Barrel	1
2	32152-10	Nut	1
†3		Uni-ring	1
4	70-2780	Piston	1
†5		O-Ring	1
†6		Seal - Rod	1
†7		O-Ring	1
†8		Backup	1

Ref. No.	Part No.	Description	No. Used
9	84-1670	Head	1
†10		Seal - Dust	1
11	84-1680	Ring - Retaining	1
12	75-3790	Clevis	1
13	302-5	Fitting - Grease	1
*	86-7330	Seal repair Kit (Incl. Ref. #3, 5-8 & 10)	1

\*Not Illustrated

†Not Serviced Separately



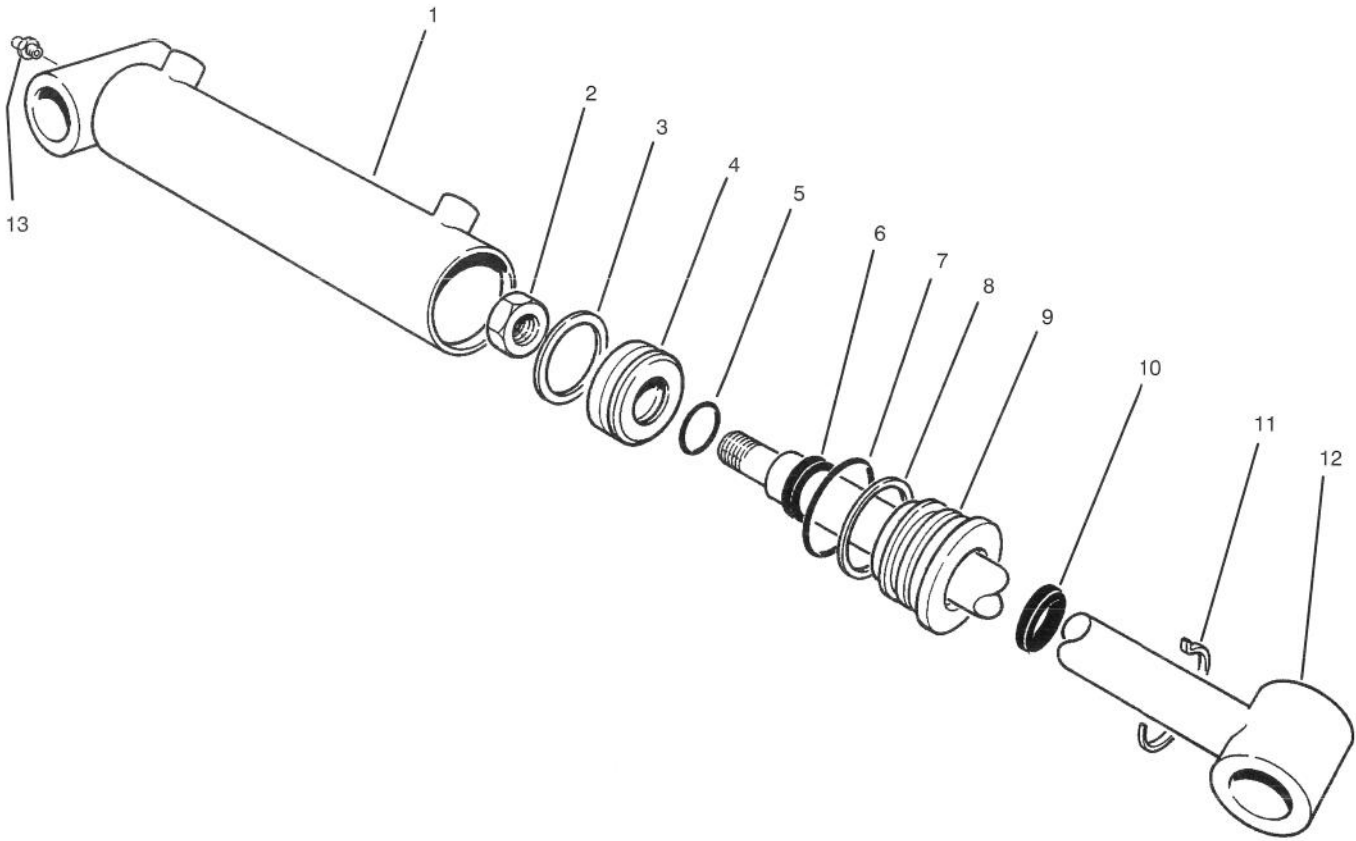
T-1032

## HYDRAULIC CYLINDER NO. 85-9880

Ref. No.	Part No.	Description	No. Used	Ref. No.	Part No.	Description	No. Used
†1		Assembly - Barrel	1	9	84-1670	Head	1
2	32152-10	Nut	1	†10		Seal - Dust	1
†3		Uni-ring	1	11	84-1680	Ring - Retaining	1
4	70-2780	Piston	1	12	75-3790	Clevis	1
†5		O-Ring	1	13	302-5	Fitting - Grease	1
†6		Seal - Rod	1	*	86-7330	Seal repair Kit	1
†7		O-Ring	1			(Incl. Ref. #3, 5-8 & 10)	
†8		Backup	1				

\*Not Illustrated

†Not Serviced Separately



T-1032

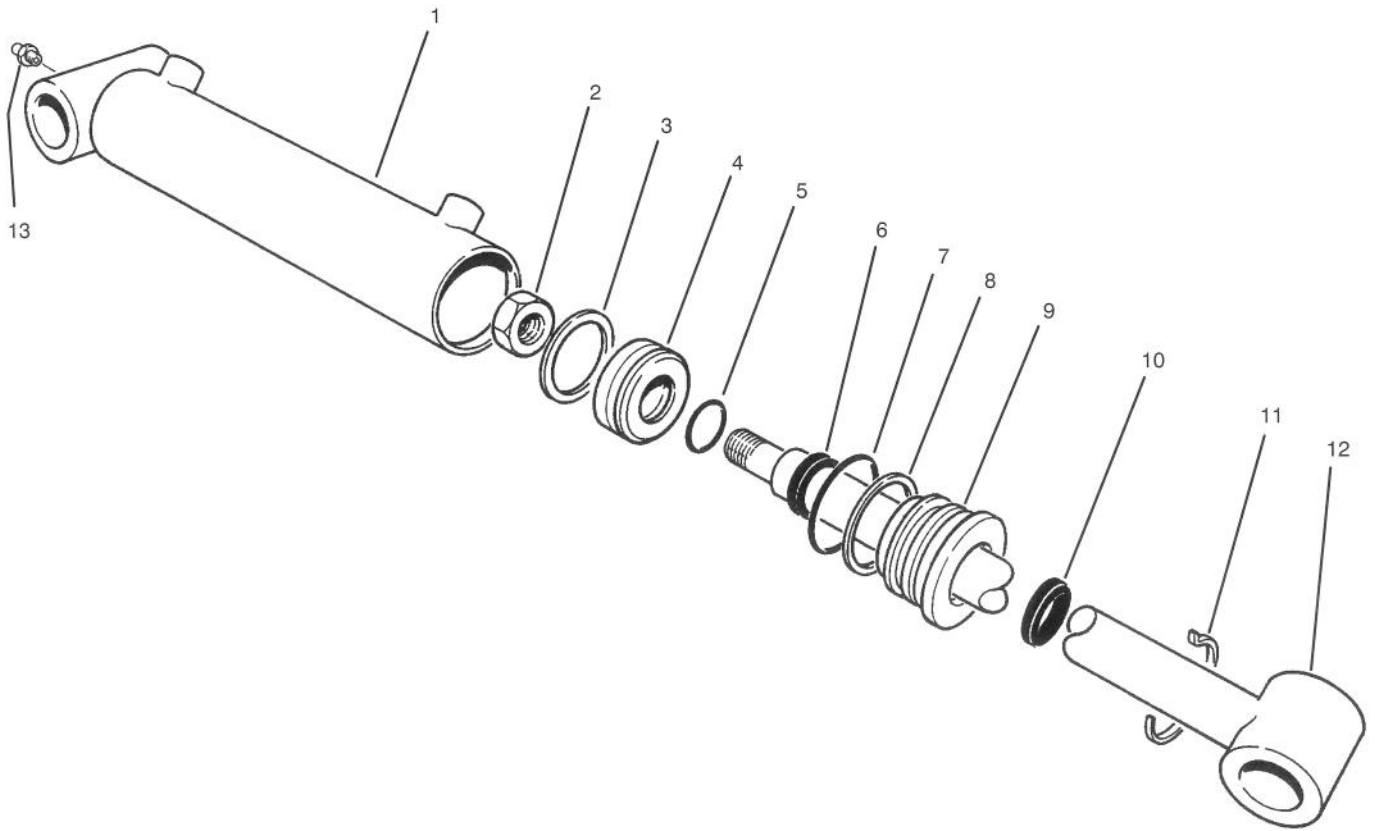
## HYDRAULIC CYLINDER NO. 83-7480

Ref. No.	Part No.	Description	No. Used
†1		Assembly - Barrel	1
2	32152-10	Nut	1
†3		Uni-ring	1
4	84-1710	Piston	1
†5		O-Ring	1
†6		Seal - Rod	1
†7		O-Ring	1
†8		Backup	1

Ref. No.	Part No.	Description	No. Used
9	84-1720	Head	1
†10		Seal-Dust	1
11	84-1730	Ring - Retaining	1
12	84-1740	Clevis	1
13	302-5	Fitting - Grease	1
*	84-1760	Seal repair Kit (Incl. Ref. #3, 5-8 & 10)	1

\*Not Illustrated

†Not Serviced Separately



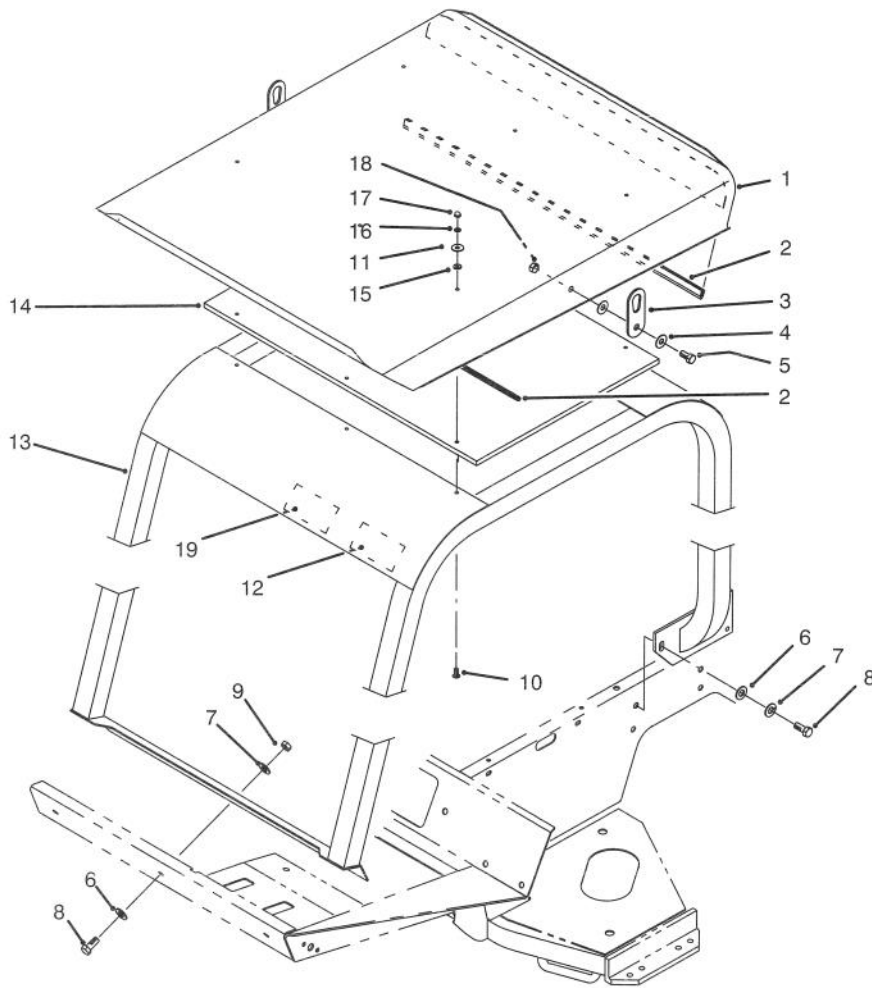
T-1032

## HYDRAULIC CYLINDER NO. 83-7490

Ref. No.	Part No.	Description	No. Used
†1		Assembly - Barrel	1
2	32152-10	Nut	1
†3		Uni-ring	1
4	70-2780	Piston	1
†5		O-Ring	1
†6		Seal - Rod	1
†7		O-Ring	1
†8		Backup	1

Ref. No.	Part No.	Description	No. Used
9	84-1670	Head	1
†10		Seal-Dust	1
11	84-1680	Ring - Retaining	1
12	75-2120	Clevis	1
13	302-5	Fitting - Grease	1
*	86-7330	Seal Repair Kit (Incl. Ref. #3, 5-8 & 10)	1

\*Not Illustrated  
 †Not Serviced Separately



T-1304

### R.O.P.S. ASSEMBLY (Optional)

Ref. No.	Part No.	Description	No. Used
1	83-7370	Roof	1
2	83-7390	Seal	2
3	83-7400	Ear - Lift	2
4	3256-24	Washer - Flat	4
5	323-6	Screw - Cap Hex. Hd.	2
6	3256-26	Washer - Flat	9
7	3253-7	Washer - Lock	9
8	325-5	Screw - Cap Hex. Hd.	9
9	3217-9	Nut - Lock	3
10	3250-45	Screw - Pan Hd.	6
11	3256-22	Washer - Flat	6
‡12	83-7430	Decal - Danger (English)	1

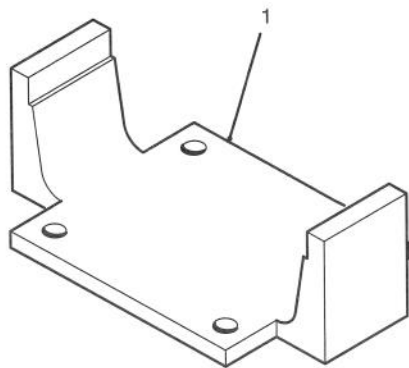
Ref. No.	Part No.	Description	No. Used
13	83-7410	Roll - Bar	1
14	83-7380	Insulation - Roof	1
15	83-7420	Washer - Rubber	6
16	3253-3	Washer - Lock	6
17	32111-7	Nut - Acorn	6
18	3296-39	Nut - Lock	2
19	85-9980	Decal - ROPS	1
*	21-4191	Assembly - Seat Belt	1
*	3212-4	Screw - Cap Hex. Hd.	2
*	3253-6	Washer - Lock	2

\*Not Illustrated

‡For different language versions of this part, see International Decal Cross Reference.

# SPECIAL TOOLS

## AXLE TOOL NO. \*TOR859920



T-1325

Ref. No.	Part No.	Description	No. Used
1		Tool - Axle	1

\*Obtain these items directly from OTC 2013 4th St. Owatonna, MN. 55060 1-800-533-0492  
(in Minnesota and Canada 1-507-455-7050) Fax. 507-455-7011.

# INTERNATIONAL DECAL CROSS REFERENCE

## JAPANESE DECAL KIT NO. 83-6880

## DANISH DECAL KIT NO. 83-6870

DESCRIPTION	LOCATION	PART NUMBER	
		ENGLISH	JAPANESE
Decal No Step	Lift Arms	36-3400	84-2780
Decal Diesel Only	Left Fender	52-1320	84-2860
Decal Spring Loaded	Lift Arms	55-4300	84-2940
Decal No Starting Fluid	Air Cleaner	67-1700	84-3100
Decal Hydraulic Oil	Right Fender & Frame	85-4730	88-1980
Decal Backlap	Backlap Bracket	75-0750	84-3260
Decal Towing	Tool Box Cover	75-1280	84-3340
Decal No Riders	Fenders	75-5190	84-3420
Decal Fast/Slow	Steering Tower	75-6710	84-3500
Decal Reels	Under Seat Plate	85-4530	92-1108
Decal Slopes	Tool Box	75-7540	84-3660
Decal Bolt	Frame	77-0490	80-4880
Decal This End Down	Radiator Screen	83-7450	84-3820
Decal Knobs	Seat Plate	83-7440	84-3900
Decal Change Filter	Frame	75-0790	84-3980
Decal Fuses	Inside Control Box	85-4720	84-4060
Decal Service Instructions	Inside Tool Box	93-3601	93-3627
Decal Hands/Feet	Cutting Unit Frames	67-7960	84-4220
Decal Seat Belts	R.O.P.S. Roof	83-7430	84-4300
Decal HOC Instruc.	Under Control Con.	85-4460	92-1132
Decal Floor Plate	Main Frame	88-0440	88-1900
Decal Clip	Under Seat Plate	85-4610	92-1124

DESCRIPTION	LOCATION	PART NUMBER	
		ENGLISH	DANISH
Decal No Step	Lift Arms	36-3400	84-2770
Decal Diesel Only	Left Fender	52-1320	84-2850
Decal Spring Loaded	Lift Arms	55-4300	84-2930
Decal No Starting Fluid	Air Cleaner	67-1700	84-3090
Decal Hydraulic Oil	Right Fender & Frame	85-4730	88-2010
Decal Backlap	Backlap Bracket	75-0750	84-3250
Decal Towing	Tool Box Cover	75-1280	84-3330
Decal No Riders	Fenders	75-5190	84-3410
Decal Fast/Slow	Steering Tower	75-6710	84-3490
Decal Reels	Under Seat Plate	85-4530	92-1109
Decal Slopes	Tool Box	75-7540	84-3650
Decal Bolt	Frame	77-0490	84-3730
Decal This End Down	Radiator Screen	83-7450	84-3810
Decal Knobs	Seat Plate	83-7440	84-3890
Decal Change Filter	Frame	75-0790	84-3970
Decal Fuses	Inside Control Box	85-4720	84-4050
Decal Service Instructions	Inside Tool Box	93-3601	93-3628
Decal Hands/Feet	Cutting Unit Frames	67-7960	84-4210
Decal Seat Belts	R.O.P.S. Roof	83-7430	84-4290
Decal HOC Instruc.	Under Control Con.	85-4460	92-1133
Decal Floor Plate	Main Frame	88-0440	88-1930
Decal Clip	Under Seat Plate	85-4610	92-1125

# INTERNATIONAL DECAL CROSS REFERENCE

## DUTCH DECAL KIT NO. 83-6830

DESCRIPTION	LOCATION	PART NUMBER	
		ENGLISH	DUTCH
Decal No Step	Lift Arms	36-3400	84-2760
Decal Diesel Only	Left Fender	52-1320	84-2840
Decal Spring Loaded	Lift Arms	55-4300	84-2920
Decal No Starting Fluid	Air Cleaner	67-1700	84-3080
Decal Hydraulic Oil	Right Fender & Frame	85-4730	88-2050
Decal Backlap	Backlap Bracket	75-0750	84-3240
Decal Towing	Tool Box Cover	75-1280	84-3320
Decal No Riders	Fenders	75-5190	84-3400
Decal Fast/Slow	Steering Tower	75-6710	84-3480
Decal Reels	Under Seat Plate	85-4530	92-1110
Decal Slopes	Tool Box	75-7540	84-3640
Decal Bolt	Frame	77-0490	84-3720
Decal This End Down	Radiator Screen	83-7450	84-3800
Decal Knobs	Seat Plate	83-7440	84-3880
Decal Change Filter	Frame	75-0790	84-3960
Decal Fuses	Inside Control Box	85-4720	84-4040
Decal Service Instructions	Inside Tool Box	93-3601	93-3629
Decal Hands/Feet	Cutting Unit Frames	67-7960	84-4200
Decal Seat Belts	R.O.P.S. Roof	83-7430	84-4280
Decal HOC Instruc.	Under Control Con.	85-4460	92-1134
Decal Floor Plate	Main Frame	88-0440	88-1970
Decal Clip	Under Seat Plate	85-4610	92-1126

## ITALIAN DECAL KIT NO. 83-6860

DESCRIPTION	LOCATION	PART NUMBER	
		ENGLISH	ITALIAN
Decal No Step	Lift Arms	36-3400	84-2750
Decal Diesel Only	Left Fender	52-1320	84-2830
Decal Spring Loaded	Lift Arms	55-4300	84-2910
Decal No Starting Fluid	Air Cleaner	67-1700	84-3070
Decal Hydraulic Oil	Right Fender & Frame	85-4730	88-2030
Decal Backlap	Backlap Bracket	75-0750	84-3230
Decal Towing	Tool Box Cover	75-1280	84-3310
Decal No Riders	Fenders	75-5190	84-3390
Decal Fast/Slow	Steering Tower	75-6710	84-3470
Decal Reels	Under Seat Plate	85-4530	92-1111
Decal Slopes	Tool Box	75-7540	84-3630
Decal Bolt	Frame	77-0490	84-3710
Decal This End Down	Radiator Screen	83-7450	84-3790
Decal Knobs	Seat Plate	83-7440	84-3870
Decal Change Filter	Frame	75-0790	84-3950
Decal Fuses	Inside Control Box	85-4720	84-4030
Decal Service Instructions	Inside Tool Box	93-3601	93-3630
Decal Hands/Feet	Cutting Unit Frames	67-7960	84-4190
Decal Seat Belts	R.O.P.S. Roof	83-7430	84-4270
Decal HOC Instruc.	Under Control Con.	85-4460	92-1135
Decal Floor Plate	Main Frame	88-0440	88-1950
Decal Clip	Under Seat Plate	85-4610	92-1127

# INTERNATIONAL DECAL CROSS REFERENCE

## SPANISH DECAL KIT NO. 83-6850

## GERMAN DECAL KIT NO. 83-6810

DESCRIPTION	LOCATION	PART NUMBER	
		ENGLISH	SPANISH
Decal No Step	Lift Arms	36-3400	84-2740
Decal Diesel Only	Left Fender	52-1320	84-2820
Decal Spring Loaded	Lift Arms	55-4300	84-2900
Decal No Starting Fluid	Air Cleaner	67-1700	84-3060
Decal Hydraulic Oil	Right Fender & Frame	85-4730	88-2000
Decal Backlap	Backlap Bracket	75-0750	84-3220
Decal Towing	Tool Box Cover	75-1280	84-3300
Decal No Riders	Fenders	75-5190	84-3380
Decal Fast/Slow	Steering Tower	75-6710	84-3460
Decal Reels	Under Seat Plate	85-4530	92-1112
Decal Slopes	Tool Box	75-7540	84-3620
Decal Bolt	Frame	77-0490	84-3700
Decal This End Down	Radiator Screen	83-7450	84-3780
Decal Knobs	Seat Plate	83-7440	84-3860
Decal Change Filter	Frame	75-0790	84-3940
Decal Fuses	Inside Control Box	85-4720	84-4020
Decal Service Instructions	Inside Tool Box	93-3601	93-3631
Decal Hands/Feet	Cutting Unit Frames	67-7960	84-4180
Decal Seat Belts	R.O.P.S. Roof	83-7430	84-4260
Decal HOC Instruc.	Under Control Con.	85-4460	92-1136
Decal Floor Plate	Main Frame	88-0440	88-1920
Decal Clip	Under Seat Plate	85-4610	92-1128

DESCRIPTION	LOCATION	PART NUMBER	
		ENGLISH	GERMAN
Decal No Step	Lift Arms	36-3400	84-2730
Decal Diesel Only	Left Fender	52-1320	84-2810
Decal Spring Loaded	Lift Arms	55-4300	84-2890
Decal No Starting Fluid	Air Cleaner	67-1700	84-3050
Decal Hydraulic Oil	Right Fender & Frame	85-4730	88-2040
Decal Backlap	Backlap Bracket	75-0750	84-3210
Decal Towing	Tool Box Cover	75-1280	84-3290
Decal No Riders	Fenders	75-5190	84-3370
Decal Fast/Slow	Steering Tower	75-6710	84-3450
Decal Reels	Under Seat Plate	85-4530	92-1113
Decal Slopes	Tool Box	75-7540	84-3610
Decal Bolt	Frame	77-0490	84-3690
Decal This End Down	Radiator Screen	83-7450	84-3770
Decal Knobs	Seat Plate	83-7440	84-3850
Decal Change Filter	Frame	75-0790	84-3930
Decal Fuses	Inside Control Box	85-4720	84-4010
Decal Service Instructions	Inside Tool Box	93-3601	93-3632
Decal Hands/Feet	Cutting Unit Frames	67-7960	84-4170
Decal Seat Belts	R.O.P.S. Roof	83-7430	84-4250
Decal HOC Instruc.	Under Control Con.	85-4460	92-1137
Decal Floor Plate	Main Frame	88-0440	88-1960
Decal Clip	Under Seat Plate	85-4610	92-1129

# INTERNATIONAL DECAL CROSS REFERENCE

## FRENCH DECAL KIT NO. 83-6920

DESCRIPTION	LOCATION	PART NUMBER	
		ENGLISH	FRENCH
Decal No Step	Lift Arms	36-3400	84-2720
Decal Diesel Only	Left Fender	52-1320	84-2800
Decal Spring Loaded	Lift Arms	55-4300	84-2880
Decal No Starting Fluid	Air Cleaner	67-1700	84-3040
Decal Hydraulic Oil	Right Fender & Frame	85-4730	88-2020
Decal Backlap	Backlap Bracket	75-0750	84-3200
Decal Towing	Tool Box Cover	75-1280	84-3280
Decal No Riders	Fenders	75-5190	84-3360
Decal Fast/Slow	Steering Tower	75-6710	84-3440
Decal Reels	Under Seat Plate	85-4530	92-1114
Decal Slopes	Tool Box	75-7540	84-3600
Decal Bolt	Frame	77-0490	84-3680
Decal This End Down	Radiator Screen	83-7450	84-3760
Decal Knobs	Seat Plate	83-7440	84-3840
Decal Change Filter	Frame	75-0790	84-3920
Decal Fuses	Inside Control Box	85-4720	84-4000
Decal Service Instructions	Inside Tool Box	93-3601	93-3633
Decal Hands/Feet	Cutting Unit Frames	67-7960	84-4160
Decal Seat Belts	R.O.P.S. Roof	83-7430	84-4240
Decal HOC Instruc.	Under Control Con.	85-4460	92-1138
Decal Floor Plate	Main Frame	88-0440	88-1940
Decal Clip	Under Seat Plate	85-4610	92-1130

## SWEDISH DECAL KIT NO. 83-6840

DESCRIPTION	LOCATION	PART NUMBER	
		ENGLISH	SWEDISH
Decal No Step	Lift Arms	36-3400	84-2710
Decal Diesel Only	Left Fender	52-1320	84-2790
Decal Spring Loaded	Lift Arms	55-4300	84-2870
Decal No Starting Fluid	Air Cleaner	67-1700	84-3030
Decal Hydraulic Oil	Right Fender & Frame	85-4730	88-1990
Decal Backlap	Backlap Bracket	75-0750	84-3190
Decal Towing	Tool Box Cover	75-1280	84-3270
Decal No Riders	Fenders	75-5190	84-3350
Decal Fast/Slow	Steering Tower	75-6710	84-3430
Decal Reels	Under Seat Plate	85-4530	92-1115
Decal Slopes	Tool Box	75-7540	84-3590
Decal Bolt	Frame	77-0490	84-3670
Decal This End Down	Radiator Screen	83-7450	84-3750
Decal Knobs	Seat Plate	83-7440	84-3830
Decal Change Filter	Frame	75-0790	84-3910
Decal Fuses	Inside Control Box	85-4720	84-3990
Decal Service Instructions	Inside Tool Box	93-3601	93-3634
Decal Hands/Feet	Cutting Unit Frames	67-7960	84-4150
Decal Seat Belts	R.O.P.S. Roof	83-7430	84-4230
Decal HOC Instruc.	Under Control Con.	85-4460	92-1139
Decal Floor Plate	Main Frame	88-0440	88-1910
Decal Clip	Under Seat Plate	85-4610	92-1131

# TORO PART NUMBER INDEX

Part No.	Description	Pg. Ref. No. No. Qty.	Part No.	Description	Pg. Ref. No. No. Qty.
3-3251	Spring - Compression	3 12 1	36-3400	Decal - No Step (English)	57 } 62 2
3-6498	Washer - Thrust	27 22 2	38-3400	Guard - Rubber	16 8 2
3-6498	Washer - Thrust	58 24 4	42-6080	Shim - Axle	21 43 A/R
3-6498	Washer - Thrust	56 30 6	42-7080	Cap - Sealing	39 7 5
3-6657	Clamp - Cable	33 13 1	42-7160	Pin - Dowel	36 18 1
3-6657	Clamp - Cable	6 29 1	42-7170	Plug - Expansion	36 19 1
5-0652	Spacer	5 42 1	42-7180	Bushing	36 5 4
5-0743	Spring - Counterbalance	58 2 2	42-7190	Bushing	35 5 2
5-0743	Spring - Extension	56 22 3	42-7200	Bushing	36 17 1
5-0838	Washer - Flat	6 36 4	42-7240	Bearing - Set U.S. 0.25 mm	36 * 1
5-1096	Chain - Cutting Unit	58 33 2	42-7290	Gasket	38 20 1
5-1226	Washer - Shim	53 8 A/R	42-7310	Bearing - Needle	45 20 2
5-1226	Washer - Thrust	54 48 1	42-7390	Seal - Oil	40 7 1
7-3900	Pad - Brake	5 26 2	42-7420	Cap - Oil	39 10 1
10-6830	Stud - Drive	53 27 10	42-7440	Hanger - Engine	39 6 2
10-8110	Washer - Thrust	53 9 2	42-7510	Pipe	39 12 1
21-0140	Joint - Ball	53 35 2	42-7550	Gasket	43 6 1
21-0151	Joint - Ball L.H. Thread	53 39 2	42-7550	Gasket	49 102 1
21-2820	Hub - Rear Wheel	53 18 2	42-7730	Key - Woodruff	35 28 2
21-4191	Assembly - Seat Belt	64 * 1	42-7730	key - Woodruff	37 25 1
21-7670	Case - Differential	24 33 1	42-7840	Key - Sunk	37 20 1
21-7690	Gear - Pinion	23 6 2	42-7860	Seal	37 13 6
21-7700	Shaft - Pinion Mate	24 31 1	42-7890	Tappet	37 23 6
21-7710	Pin - Roll	24 30 1	42-7990	Ring - Snap	37 1 2
21-7720	Washer - Thrust	23 4 2	42-8010	Shim - 0.2 mm	44 5 A/R
21-7730	Washer - Thrust	23 7 2	42-8020	Shim - 0.3 mm	44 * A/R
21-8020	Spacer - Front Pinion	24 25 1	42-8030	Shim - 0.4 mm	44 * A/R
21-8090	Diff. Adjust. Shim .003	24 38 A/R	42-8040	Shim - 0.5 mm	44 * A/R
21-8100	Diff. Adjust. Shim .005	24 37 A/R	42-8050	Shim - 0.6 mm	44 * A/R
21-8110	Diff. Adjust. Shim .010	24 36 A/R	42-8060	Shim - 0.7 mm	44 * A/R
21-8120	Diff. Adjust. Shim .030	24 35 A/R	42-8070	Shim - 0.8 mm	44 * A/R
21-8180	Bearing	25 3 2	42-8080	Shim - 0.9 mm	44 * A/R
21-8270	Pin - Dowel	23 3 2	42-8090	Shim - 1.0 mm	44 * A/R
21-8360	Clip - Retaining	25 12 2	42-8690	Metal	45 5 1
21-8390	Cup - Bearing	24 24 1	42-8810	Pin - Grooved	45 30 1
21-9260	Seal - Shaft	3 27 1	42-8830	O - Ring	38 2 1
21-9370	Screw - Adjusting	25 16 2	42-8830	O - Ring	49 107 1
21-9380	Nut - Pivot	25 17 2	42-8930	Spring	38 19 1
21-9390	Socket - Adjusting Screw	25 15 2	42-9210	Bolt - Cap, Bearing	36 10 8
21-9420	Spring - Shoe Return, L.H.	25 19 2	42-9240	Bolt W/Washer	44 25 3
21-9430	Spring - Shoe Return, R.H.	25 7 2	42-9250	Screw - Cap Hex. Hd.	33 40 10
21-9440	Spring - Adjusting Screw	25 14 2	42-9300	Screw - Cap Hex. Hd.	34 64 1
21-9450	Shield - Dust	25 5 2	42-9440	Bolt W/Washer	35 6 4
21-9460	Retainer - Brake, Parking	25 10 4	42-9570	Stud	39 3 4
23-2270	Bushing - Rubber	27 26 1	42-9600	Washer - Flat	34 65 1
23-7270	Nut - Lug	21 2 10	42-9810	Washer - Plain	35 13 1
24-0760	Exchanger - Heat	30 45 1	42-9820	Washer	37 18 1
24-8790	Gear - Bevel, Differential	23 5 2	42-9830	Washer - Seal	44 1 2
24-8840	Ring - Bearing, Wheel	25 22 2	42-9850	Washer - Lock	32 16 6
24-9180	Lever, Brake, Parking	25 4 2	42-9850	Washer - Lock	33 28 1
25-8640	Screw - Hex. Head	6 25 2	43-1810	Ring - Gear	35 24 1
27-2360	Assembly - Ignition Switch	10 19 1	43-2550	Filter	44 29 1
27-3710	Dipstick - Axle	22 48 1	43-2560	Gasket	44 28 1
27-5340	Hose - Fuel	20 11 1	43-2570	Gasket	44 30 1
27-6852	Shaft - Axle, Flanged R.H.	25 * 1	43-2580	Magnet	44 27 1
27-6862	Shaft - Axle, Flanged L.H.	25 1 1	43-2690	Assembly - Shoe & Lining	25 9 4
27-7110	Assembly - Element	51 8 1	43-2690	Pair of Lined Brake Shoes	25 * 2
27-7120	Nut	51 3 1	43-2740	Gasket	32 8 1
27-7130	Assembly - Clamp	51 4 1	43-2750	Nut	44 23 1
27-7140	Baffle	51 2 1	43-2750	Nut - Lock	32 9 1
27-7150	Assembly - Cup	51 1 1	43-2860	Bolt W/Washer	44 9 2
27-7160	Decal - Instructions	50 4 1	43-5930	Washer - Lock	33 26 1
27-7170	Assembly - Band	51 7 2	43-6710	Diff. Adjust. Shim .003	23 15 A/R
27-7220	Air Cleaner Soap	51 * 1	43-6711	Diff. Adjust. Shim .005	23 16 A/R
27-9560	Spacer	34 53 1	43-6712	Diff. Adjust. Shim .010	23 17 A/R
28-0660	Screw - Cap, Hex Hd.	25 21 8	43-6713	Diff. Adjust. Shim .030	23 18 A/R
28-0670	Seal - Oil	25 8 2	43-6750	Cup - Bearing, Tapered	23 10 1
28-0680	Drum - Brake	25 13 2	43-6760	Cone - Bearing, tapered	23 9 1
28-1280	Boot - Cable	50 14 1	43-6800	Nut - Lock	25 18 8
29-6162	Switch - Neutral	27 6 1	43-6810	Spider - Torque	25 6 2
33-1260	Assembly - Cover	51 12 1	44-2210	Assembly - Warning Light	10 6 1
33-1270	Bowl	51 11 1	44-2670	Hose - Fuel	20 18 1

\*Not Illustrated

# TORO PART NUMBER INDEX (Cont.)

3316-850

Part No.	Description	Pg. Ref.			Part No.	Description	Pg. Ref.		
		No.	No.	Qty.			No.	No.	Qty.
46-6550	Connector - Fuel, Elbow 90°	20	20	1	65-5100	Handle	1	5	2
46-6560	Grommet	20	21	2	66-2330	Base - Battery	50	10	1
46-8091	Screw - Cap Hex. Hd.	1	7	4	66-2490	Clamp - Battery	50	18	1
47-0110	Spacer - Spindle	33	6	1	66-2920	Washer - Friction	6	32	2
48-1990	Nut - Jam	38	12	1	66-2940	Gauge - Fuel	10	1	1
48-4220	Assembly - Air Cleaner	50	2	1	66-2960	Cluster - Warning	10	7	1
48-4220	Assembly - Air Filter	51	*	1	66-2990	Cap - Spindle	54	51	2
48-7430	Assembly - Pre-Cleaner	51	*	1	66-3180	Tube - Vent	30	26	1
48-7700	Screw - Cap Hex. Hd.	33	21	1	66-3240	Cap - Radiator	30	13	1
48-7710	Screw - Cap Hex. Hd.	32	20	2	66-6480	Washer - Flat	21	44	4
48-7890	Nut - Hex.	33	27	1	66-8121	Standpipe - Elbow 90°	20	19	1
48-7930	Nut - Lock	32	17	4	66-8520	Bumper - Down-stop	7	17	2
48-8070	Washer - Lock	33	39	10	66-8530	Adjuster	7	16	1
49-2040	Screw - Hex. Washer Hd.	16	20	4	66-8560	Nut - Push	7	11	4
49-2040	Screw - Hex. Washer Hd.	2	49	2	66-8610	Weldment - Lower	7	10	1
49-2040	Screw - Thread Forming	56	2	8	66-8800	Relay - Glow Plug	31	56	1
49-2040	Screw - Thread Forming	59	46	5	66-9290	Spacer	7	15	6
49-6440	Plate - Traction Pedal	5	11	1	66-9302	Screw - Cap Hex. Hd.	32	19	3
52-1320	Decal - Fuel (English)	1	28	1	66-9303	Screw - Cap Hex. Hd.	32	6	3
53-8150	Assembly - Fuel Pump	20	2	1	66-9770	Seal	4	28	1
53-8150	Assembly - Pump, Electric	44	*	1	66-9780	Bushing	4	29	1
53-9680	Mount - Engine	34	46	2	66-9860	Upper Cover & Jacket	4	37	1
54-8660	Washer	43	17	1	66-9870	Plate - Retaining	4	38	1
54-8670	Bolt	35	26	4	66-9880	Washer - Retaining Plate	4	39	1
54-9040	Yoke - End	32	1	1	66-9890	Ring - Retaining	4	40	1
54-9180	Kit - U-Joint	32	25	1	66-9900	Shaft - Input	4	41	1
55-4300	Decal - Warning (English)	56	33	3	66-9970	Spring Kit	4	*	1
55-4300	Decal - Warning (English)	59	45	2	66-9980	Seal - Kit	4	*	1
56-0100	Plug - Taper	36	8	1	66-9990	Needle Roller Kit	4	*	1
56-0220	Pin - Dowel	36	1	2	67-1630	Spacer - Fan	33	10	1
56-0750	Clamp A	44	8	2	67-1690	Fitting - Fuel Elbow 90°	20	35	2
56-0760	Clamp B	44	12	2	67-1700	Decal - Starting Fluid	50	3	1
56-1230	Shaft	36	6	1	67-1750	Bushing - Sleeve	56	9	12
56-1310	Switch - Oil	38	5	1	67-1750	Bushing - Sleeve	58	27	8
56-1360	Fitting - Outlet, Water	43	5	1	67-1751	Bushing - Sleeve	53	10	6
56-1400	Clip	43	20	2	67-2340	Bolt W/Washer	40	3	7
56-1430	Pipe - Breather	39	13	1	67-2340	Bolt W/Washer	38	10	15
56-2020	Bolt W/Washer	43	4	2	67-2340	Bolt W/Washer	37	27	2
57-6390	Nut - Lock	33	37	2	67-2440	Bolt W/Washer	44	26	2
60-7280	Bolt	39	2	4	67-2500	Plunger	38	18	1
60-7390	Plate - Thrust	37	26	1	67-2520	Plug	38	21	1
61-2790	Screen - Filler	13	3	1	67-2570	Plug - Taper	36	3	1
62-3820	Fitting - Grease	32	24	1	67-2570	Plug - Taper	39	16	1
62-5550	Decal - TORO	1	1	1	67-3100	Retainer	37	14	6
62-6300	Assembly - Sleeve	51	10	1	67-3260	Washer - Spring	45	34	1
62-7400	Decal - TORO	1	16	1	67-3390	Gasket - Holder	44	4	3
62-7650	Gasket - Sending Unit	20	7	1	67-3390	Gasket - Holder	49	105	3
63-6890	Hinge - Hood R.H.	1	*	1	67-3430	Nut	44	13	3
63-6900	Hinge - Hood L.H.	1	17	1	67-3440	Gasket - Fuel Return	49	104	3
63-7380	Assembly - Expansion Tank	50	7	1	67-3440	Gasket - Return, Fuel	44	14	3
63-7400	Washer - Flat	33	34	4	67-4180	Nut	45	7	1
63-7430	Gauge - Temperature	10	8	1	67-4200	Nut	45	8	1
63-7440	Solenoid - Stop	32	10	1	67-4210	Case	45	12	1
63-7590	Relay - Starter	30	42	1	67-4220	Screw - Adjusting	45	9	1
63-7610	Hose - Fuel	20	1	1	67-4240	Cap	45	2	1
63-7628	Hose - Fuel	20	29	1	67-4290	Nut	45	32	2
63-7640	Unit - Sending	20	8	1	67-4580	Bolt	39	1	2
63-7650	Filter - Fuel	20	32	1	67-4660	Bolt - Flange Head	43	18	1
63-7732	Cable - Brake R.H.	5	*	1	67-4700	Lamp - Glow	44	17	1
63-7733	Cable - Brake L.H.	5	29	1	67-4790	Assembly - Shaft, Pinion	46	12	1
63-7880	Pin - Brake Latch	5	28	1	67-7160	Block - Fuse	10	21	1
63-7900	Rack - Parking Brake	3	20	1	67-7250	Spacer - Cylinder	53	13	1
63-8140	Pulley - Idler	34	58	1	67-9410	Washer - Thrust	53	29	2
63-8280	Head - Filter, Fuel	52	1	1	68-5140	Cap - Steering Wheel	3	7	1
63-8290	Vent - Air	52	2	1	68-5370	Decal - TORO	3	5	1
63-8300	Assembly - Fuel Filter	52	*	1	68-6150	Breather - Hydraulic Tank	13	2	1
63-8300	Element - Spin-On	52	3	1	69-4780	Clamp - Light Cluster	11	42	1
63-8310	Valve - Drain	52	4	1	70-2780	Piston	60	4	1
63-8360	Key - Ignition	10	9	1	70-2780	Piston	61	4	1
63-8410	Washer - Flat	20	27	3	70-2780	Piston	63	4	1
63-8410	Washer - Flat	13	37	3	70-2970	Nut - Jam	37	5	6
63-9920	Decal - EEC 105	6	46	1	70-3970	Plate - Shim .6 mm	42	28	A/R

\*Not Illustrated

# TORO PART NUMBER INDEX (Cont.)

Part No.	Description	Pg. Ref. No. No. Qty.	Part No.	Description	Pg. Ref. No. No. Qty.
70-4070	Plate - Shim .2 mm	42 * A/R	75-0280	Spring	26 42 1
70-4080	Plate - Shim .3 mm	42 * A/R	75-0290	Spring	26 22 2
70-4090	Plate - Shim .4 mm	42 * A/R	75-0310	Shim	26 40 1
70-4100	Plate - Shim .5 mm	42 * A/R	75-0320	Nipple	26 37 1
70-8220	Cable - Ground	33 41 1	75-0330	Seal - Lip	26 34 1
70-8530	Wire - Fuel Pump	20 33 1	75-0340	Bearing - Needle	26 33 1
70-8570	Breaker - Circuit	11 * 2	75-0350	Pin	26 31 1
71-1520	Cap - Expansion Tank	50 8 1	75-0360	Gerotor	26 30 1
71-4330	Seal	24 41 1	75-0370	O-Ring	26 29 1
71-4350	Nut	23 20 1	75-0380	Plate - Valve	26 15 1
72-0270	Nut - Retaining	42 1 3	75-0390	Plate - Swash	26 12 1
72-0280	Piece - Distance	42 3 3	75-0400	Plate - Thrust	26 13 2
72-3570	Shim .094 - Diff. Adjust.	23 22 A/R	75-0410	O-Ring	26 3 1
72-3571	Shim .096 - Diff. Adjust.	23 * A/R	75-0430	Ring - Retaining	26 1 1
72-3572	Shim .098 - Diff. Adjust.	23 * A/R	75-0440	Shaft - Motor	26 45 1
72-3573	Shim .100 - Diff. Adjust.	23 22 A/R	75-0450	Collar	26 50 1
72-3574	Shim .102 - Diff. Adjust.	23 * A/R	75-0460	Bearing - Ball	26 51 2
72-3575	Shim .104 - Diff. Adjust.	23 * A/R	75-0470	Cylinder Block Kit	26 14 2
72-3576	Shim .106 - Diff. Adjust.	23 * A/R	75-0480	Pin	26 10 2
72-3577	Shim .108 - Diff. Adjust.	23 * A/R	75-0500	Bearing - Needle	26 16 2
72-3578	Shim .110 - Diff. Adjust.	23 * A/R	75-0510	Pin	26 17 1
72-3580	Shim .112 - Diff. Adjust.	23 * A/R	75-0520	Bearing - Ball	26 4 1
72-3581	Shim .114 - Diff. Adjust.	23 * A/R	75-0540	Assembly - Tether	13 7 1
72-3582	Shim .116 - Diff. Adjust.	23 * A/R	75-0550	Strainer - Suction	13 29 1
72-3583	Shim .118 - Diff. Adjust.	23 * A/R	75-0560	Assembly - Steering Wheel	3 4 1
72-3584	Shim .120 - Diff. Adjust.	23 * A/R	75-0570	Cable - Hood	1 21 1
72-3585	Shim .125 - Diff. Adjust.	23 * A/R	75-0600	Assembly - Steering Valve	3 26 1
72-3586	Shim .127 - Diff. Adjust.	23 * A/R	75-0600	Valve - Power Steering	4 * 1
72-3587	Shim .129 - Diff. Adjust.	23 * A/R	75-0610	Tread - Foot R.H.	2 * 1
72-3588	Shim .131 - Diff. Adjust.	23 * A/R	75-0620	Tread - Foot L.H.	2 39 1
72-3590	Shim .133 - Diff. Adjust.	23 * A/R	75-0630	Tread - Foot Center	2 37 1
72-3591	Shim .135 - Diff. Adjust.	23 * A/R	75-0640	Tread - Footrest R.H.	2 * 1
72-3592	Shim .137 - Diff. Adjust.	23 * A/R	75-0650	Tread - Footrest L.H.	2 35 1
72-3593	Shim .139 - Diff. Adjust.	23 * A/R	75-0721	Housing-Lower	24 34 1
72-3594	Shim .141 - Diff. Adjust.	23 * A/R	75-0750	Decal - Backlap Switch	31 53 1
72-3595	Shim .143 - Diff. Adjust.	23 * A/R	75-0920	Cartridge - Relief 3000 psi	15 13 1
72-3596	Shim .145 - Diff. Adjust.	23 * A/R	75-0930	Hook - Oil Cooler	30 6 4
72-3597	Shim .147 - Diff. Adjust.	23 * A/R	75-1010	Assembly - Toggle Switch	10 16 2
72-3598	Shim .149 - Diff. Adjust.	23 * A/R	75-1020	Switch - Backlap	30 44 1
72-3600	Shim .151 - Diff. Adjust.	24 22 A/R	75-1040	Cooler - Oil	31 52 1
72-6950	Retainer	36 16 1	75-1180	Manifold	17 7 2
72-9420	Vent Tube Assembly	24 39 1	75-1180	Manifold - Hydraulic	16 23 1
74-0720	Tube - Manual	6 11 1	75-1200	Asm. - Hydraulic Cylinder	54 47 1
74-3810	Assembly - Load Plate	19 9 1	75-1210	Nut-Lock	55 2 1
74-5520	Clutch - Fan	33 1 1	75-1220	Piston	55 3 1
74-5950	Assembly - Swell Latch	10 5 1	75-1230	Assembly - Piston Rod	55 5 1
74-5950	Assembly - Swell Latch	2 44 3	75-1250	Seal Kit	55 6 1
74-9100	Pad - Forward	5 12 1	75-1260	Head-Internal	55 4 1
74-9110	Pad - Reverse	5 14 1	75-1280	Decal - Warning (English)	1 24 1
75-0012	Assembly - Transmission	21 34 1	75-1300	Asm. - Hydraulic Filter Head	13 31 1
75-0020	Housing	26 5 1	75-1310	Element - Hydraulic Filter	13 34 1
75-0030	Gasket - Housing	26 46 1	75-1330	Filter - Oil	21 31 1
75-0040	Center Section	26 18 1	75-1360	Cable - Battery (Ground)	33 23 1
75-0060	Plug	26 20 4	75-1370	Asm. - Battery Cable (+)	50 13 1
75-0070	Plug	26 41 1	75-1390	Panel - Access	2 38 1
75-0090	Screw - Cap Hex Hd.	26 9 8	75-1410	Panel - Floor	2 36 1
75-0110	Screw - Cap Hex Hd.	26 35 2	75-1420	Cover - Steering Tower	1 2 1
75-0120	Screw - Cap Hex Hd.	26 28 1	75-1430	Assembly - Brake Pedal R.H.	5 35 1
75-0140	Spring - Conical	26 26 1	75-1440	Pedal - Brake L.H.	5 33 1
75-0150	Guide - Seal	26 2 1	75-1470	Shaft - Brake Pedal	5 36 1
75-0160	Plug - Pipe	26 47 1	75-1490	Rod - Parking Brake	3 13 1
75-0170	Plug - Straight Thread	26 19 4	75-2010	Cartridge - Relief 2000 psi	15 14 1
75-0180	Screw - Cap Hex Hd.	26 36 5	75-2080	Kit - Seal	15 * 10
75-0190	Plug - Special	26 27 2	75-2090	Kit - Seal	15 * 3
75-0200	Plug - Straight Thread	26 38 2	75-2120	Clevis	63 12 1
75-0210	O-Ring	26 6 2	75-2170	Tube - Pump Control	5 37 1
75-0220	Pin	26 48 2	75-2810	Clamp - Steering Valve	3 3 1
75-0230	Seal - Lip	26 8 1	75-2851	Hose - Expansion Tank	50 5 1
75-0240	O-Ring	26 21 6	75-2851	Hose - Expansion Tank	30 16 1
75-0250	Pin - Slotted	26 54 1	75-2860	Bracket - Hose	2 41 1
75-0260	Valve - Relief	26 23 4	75-2900	Assembly - Rear Axle	54 45 1
75-0270	Spring	26 39 1	75-2970	Pedal - Traction	5 13 1

\*Not Illustrated

# TORO PART NUMBER INDEX (Cont.)

3316-850

Part No.	Description	Pg. No.	Ref. No.	Qty.	Part No.	Description	Pg. No.	Ref. No.	Qty.
75-3010	Joint - Arm	59	41	2	75-5740	Box - Control	10	24	1
75-3010	Joint - Arm	57	54	3	75-5810	W.A. - Tool Box	1	26	1
75-3040	Assembly - Carrier Frame	57	44	1	75-5890	Hose - Hydraulic	16	10	1
75-3110	Collar - Transmission	21	14	1	75-5890	Hose - Hydraulic	56	28	2
75-3130	Rod - Tie	53	37	2	75-5890	Hose - Hydraulic	14	35	1
75-3140	Bracket - Air Cleaner	50	24	1	75-5900	Hose - Hydraulic	14	30	1
75-3270	Lever - Traction Pivot	5	8	1	75-5900	Hose - Hydraulic	57	47	1
75-3390	Bracket - Backlap	31	55	1	75-5910	Hose - Hydraulic	16	11	1
75-3400	Shaft - Seat Pivot	6	15	1	75-5910	Hose - Hydraulic	57	60	1
75-3420	Assembly - Lift Control	11	37	1	75-5940	Hose - Hydraulic	16	9	1
75-3430	Rod - Throttle	6	33	1	75-5940	Hose - Hydraulic AUX	3	23	1
75-3480	Weldment - Upper	7	23	1	75-6070	Hose - Hydraulic	17	15	1
75-3510	Bolt - Shoulder	7	26	2	75-6070	Hose - Hydraulic L.H. (Cap)	58	11	1
75-3530	Spring - Compression	7	3	1	75-6080	Hose - Hydraulic	17	14	1
75-3540	Pin - Roll	7	6	1	75-6080	Hose - Hydraulic L.H. (Rod)	58	*	1
75-3550	Bumper - Seat	7	7	2	75-6130	Hose - Hydraulic	13	9	1
75-3580	Plate - Mounting, Seat	7	2	1	75-6180	Hose - Hydraulic	17	1	2
75-3680	Rod - Seat	6	20	1	75-6180	Hose - Hydraulic R.H.	58	21	2
75-3710	Dipstick	13	4	1	75-6220	Hose - Hydraulic	53	34	1
75-3780	Fan	33	2	1	75-6220	Hose - Hydraulic LT	3	24	1
75-3790	Clevis	60	12	1	75-6230	Hose - Hydraulic	54	50	1
75-3790	Clevis	61	12	1	75-6230	Hose - Hydraulic RT	3	18	1
75-3810	Bracket - Roller	58	15	2	75-6240	Hose - Hydraulic	28	14	1
75-3840	Fender - R.H.	1	3	1	75-6240	Hose - Hydraulic IN	3	19	1
75-3860	Fender - L.H.	1	29	1	75-6250	Hose - Hydraulic	13	17	1
75-4080	Plate - Traction	27	15	1	75-6250	Hose - Hydraulic OUT	3	25	1
75-4100	Control - Pump	27	25	1	75-6260	Cover - Tool Box	2	47	1
75-4130	Plate - Switch	27	7	1	75-6270	Cover - Control Box	10	15	1
75-4180	Pin - Rear Axle Pivot	54	44	1	75-6280	Bracket - Hose	1	22	1
75-4250	Bracket - Expansion Tank	50	21	1	75-6340	Strainer - In-Line	21	41	1
75-4360	Bracket - Switch	6	8	1	75-6350	Hose	21	28	1
75-4370	Bracket - Switch (Seat)	6	3	1	75-6370	Cover - Sensor	57	49	1
75-4400	Adaptor - Transmission	28	8	1	75-6380	Shaft - Fan	33	3	1
75-4410	Assembly - Pivot Plate	53	42	1	75-6390	Pulley - Fan	33	5	1
75-4420	Spindle - Rear R.H.	53	*	1	75-6490	Lever - Pedal Stop	5	20	1
75-4440	Spindle - Rear L.H.	53	15	1	75-6510	Lever - Bracket	5	16	1
75-4450	Hub - Fan Drive	33	9	1	75-6550	Disc - Friction	5	17	1
75-4520	Spring - Torsion R.H.	58	37	1	75-6580	Cable - Pedal	5	7	1
75-4530	Spring - Torsion L.H.	58	*	1	75-6640	Fitting - Hydraulic 90°	14	20	2
75-4550	Shaft - Center Arm Pivot	56	27	1	75-6710	Decal - Fast/Slow	5	18	1
75-4590	Rod - Pivot	58	34	2	75-6820	Meter - Hour	11	47	1
75-4650	Bracket - Spring Rear L.H.	58	*	1	75-6840	Knob - Knurled	2	42	4
75-4690	Bracket - Spring Rear R.H.	58	8	1	75-6850	Tube - Oil Fill	22	47	1
75-4700	Hose - Fuel	20	13	1	75-6870	Hose - Hydraulic Suction	13	28	1
75-4701	Hose - Fuel	20	16	1	75-6870	Hose - Suction	28	1	1
75-4701	Hose - Fuel Vent	30	28	1	75-6880	Screen - Spark Arrester	32	*	1
75-4710	Warning Light Harness	10	28	1	75-6930	Valve - SCR	26	52	1
75-4720	Fitting - Hydraulic 90°	21	26	1	75-7540	Decal - Warning (English)	2	48	1
75-5190	Decal - No Riders (English)	2	32	2	76-1910	Shaft - Pivot	7	12	2
75-5200	Bracket - Spring R.H.	56	*	1	76-1920	Bushing - Sleeve	7	9	4
75-5210	Bracket - Spring Center	56	16	1	76-1930	Knob - Tension Adjustment	7	19	1
75-5220	Bracket - Spring L.H.	56	*	1	76-1940	Spring - Extension	7	14	2
75-5260	Knob - Locking	6	38	2	76-2940	Bumper - Rubber	7	8	2
75-5270	Spacer - Locking Knob	6	37	2	76-2970	Bushing - Sleeve	53	43	2
75-5300	Rod - Hose Support	16	19	2	76-2980	Washer - Thrust	53	41	1
75-5300	Rod - Hose Support	57	63	1	76-8640	Stud - Traction	27	23	1
75-5310	Spacer - Bearing	33	8	1	76-8730	Decal - Bolt Torque	21	1	2
75-5330	Clamp - Hose	56	8	2	76-8750	Plate - Caution	30	21	1
75-5330	Clamp - Hydraulic Line	59	50	2	76-9430	Spring - Extension	27	8	1
75-5350	Pin - Cylinder Rod End	58	23	2	77-0490	Decal - Bolt (English)	21	17	1
75-5350	Pin - Cylinder Rod End	56	31	3	77-2870	Weldment - Hanger	7	18	1
75-5360	Pin - Cylinder Cap End	59	49	2	80-4860	Pin - Clevis	7	1	1
75-5370	Mount - Clamp	56	36	1	82-6490	Hose - Hydraulic	57	65	1
75-5380	Bracket - Clamp	56	38	1	82-8270	Valve - Flow Control	17	13	1
75-5390	Roller	58	20	2	82-8270	Valve - Flow Control	14	31	1
75-5400	Shaft - Roller	58	19	2	82-9060	Adjuster W/Handle	7	13	1
75-5410	Bracket - Arm	57	53	2	83-4780	Housing - Charge Pump	26	32	1
75-5420	Assembly - Lift Arm, Center	56	40	1	83-4910	Coupler - Pinion	24	40	1
75-5450	Assembly - Lift Arm R.H.	56	1	1	83-5130	Spacer - Pinion	23	21	1
75-5460	Assembly - Lift Arm L.H.	56	32	1	83-6780	Pin - Cylinder (Long)	57	61	2
75-5470	Spacer	27	12	2	83-6790	Pin - Cylinder (Short)	57	43	1
75-5720	Hose - Hydraulic	13	19	1	83-7370	Roof	64	1	1

\*Not Illustrated

# TORO PART NUMBER INDEX (Cont.)

Part No.	Description	Pg. No.	Ref. No.	Qty.	Part No.	Description	Pg. No.	Ref. No.	Qty.
83-7380	Insulation - Roof	64	14	1	92-1723	Hose - Hydraulic	18	10	1
83-7390	Seal	64	2	2	92-1723	Hose - Hydraulic	14	27	1
83-7400	Ear - Lift	64	3	2	92-1724	Hose - Hydraulic	18	1	1
83-7410	Roll - Bar	64	13	1	92-1725	Hose - Hydraulic	14	4	1
83-7420	Washer - Rubber	64	15	6	92-1725	Hose - Hydraulic	18	6	1
83-7430	Decal - Danger (English)	64	12	1	92-1726	Hose - Hydraulic	18	16	1
83-7440	Decal - Knob (English)	6	40	1	92-1726	Hose - Hydraulic	16	24	1
83-7480	Asm. - Hydraulic Cylinder	56	7	1	92-1727	Hose - Hydraulic	18	15	1
83-7490	Hydraulic Cylinder Asm.	57	67	1	92-1728	Hose - Hydraulic	18	17	1
84-1670	Head	60	9	1	92-1728	Hose - Hydraulic	14	37	1
84-1670	Head	61	9	1	92-1729	Hose - Hydraulic	18	20	1
84-1670	Head	63	9	1	92-1729	Hose - Hydraulic	16	25	1
84-1680	Ring - Retaining	60	11	1	92-1773	Screw-Cap, Hex Hd.	23	11	4
84-1680	Ring - Retaining	61	11	1	92-1774	Seal-Oil	25	2	2
84-1680	Ring - Retaining	63	11	1	92-1920	Plug - Drain	38	6	1
84-1710	Piston	62	4	1	92-1921	Gasket - Plug, Drain	38	7	1
84-1720	Head	62	9	1	92-1961	Seal	37	15	6
84-1730	Ring - Retaining	62	11	1	92-1961	Seal - Valve Stem	49	106	6
84-1740	Clevis	62	12	1	92-2143	Bolt W/Washer	39	22	5
84-1760	Seal repair Kit	62	*	1	92-2379	Clamp - Hose	50	6	1
84-8320	Insert - Hinge	56	10	4	92-2379	Clamp - Hose	30	14	2
85-4330	Cover - Gear	21	9	1	92-2581	Assembly - Switch Arm	27	21	1
85-4340	Plate - Sensor Mounting	21	11	1	92-4808	Sleeve - Trans. Pilot	21	15	1
85-4350	Sensor - Gear Tooth	21	5	1	92-4846	Asm. - Trans. Support	21	39	1
85-4420	Gauge - Speedometer	10	2	1	92-4999	Fitting - Hydraulic 90°	31	51	2
85-4450	Bracket - Fuse Block	10	23	1	92-5524	Decal - Noise Rating, 90	6	47	1
85-4460	Decal - HOC Selector	11	50	1	92-5549	Decal - Reelmasterr 5300D	1	10	2
85-4470	Assembly - Potentiometer	11	44	1	92-5720	Controller - Electronic	10	31	1
85-4480	Knob	10	25	1	92-5751	Decal - Hood Trim L.H.	1	23	1
85-4491	Lamp - Diagnostic	11	57	1	92-5752	Decal - Hood Trim R.H.	1	*	1
85-4530	Decal - Danger (English)	6	17	1	92-5791	Spacer	59	54	2
85-4610	Decal - Instruction	6	41	1	92-5797	Gasket - Axle	21	10	1
85-4650	Connector - Loop Back	11	*	1	92-6315	Cartridge - N.C.	15	22	1
85-4720	Decal - Instruction	10	27	1	92-6533	Kit - Cushion, Replacement	6	44	1
85-4730	Decal - Hydraulic Oil	1	4	1	92-6534	Shell - Seat	6	43	1
85-4730	Decal - Oil	16	7	1	92-8001	Sensor - Reed Switch	6	6	1
85-4750	Display - Diagnostic-ACE	8	2	1	92-8002	Sensor - Reed Switch	56	12	1
85-4760	Decal - Diagnostic-ACE	8	1	1	92-8753	Magnet - Reed Switch	6	5	1
85-9880	Asm. - Hydraulic Cylinder	57	46	1	92-8754	Actuator - Reed Switch	57	51	1
85-9900	Plate - Spring Anchor	27	16	1	92-8775	Gasket - Kit, Liquid	25	*	1
85-9910	Eyebolt	27	27	1	92-8780	Assembly - Fuel Tank	20	23	1
85-9980	Decal - ROPS	64	19	1	92-8785	Reservoir - Hydraulic	13	1	1
86-3040	Coupling - Driveshaft	32	7	1	92-8795	Assembly - Body	19	10	1
86-7220	Gear - Pinion	21	37	1	92-8796	Pin - Dowel	19	14	2
86-7230	Gear - Spur	23	14	1	92-8863	Repair Kit	19	*	1
86-7330	Seal Repair Kit	63	*	1	92-9096	Assembly - Hose	13	46	1
86-7330	Seal repair Kit	60	*	1	92-9096	Hose - Hydraulic	16	22	1
86-7330	Seal repair Kit	61	*	1	92-9097	Set Screw	59	43	2
86-7520	Asm. - Trunnion Cover R.H.	26	7	1	92-9097	Set Screw	57	69	3
86-7530	Asm. - Trunnion Cover L.H.	26	49	1	92-9098	Manifold - Tank	13	14	1
86-7540	Shaft - Pump	26	11	1	93-0000	Hood W.A.	1	8	1
86-7550	Connector - Cover (2 Way)	11	*	2	93-0005	Strip - Foam, Top	30	11	1
86-7560	Connector - Cover (3 Way)	11	*	3	93-0011	Grill - Hood	1	12	1
86-9190	Hose - Hydraulic	14	14	2	93-0012	Assembly - Frame	2	43	1
88-0440	Decal - Floor Plate	16	6	1	93-0018	Frame - Seat	6	28	1
88-6700	Decal - ANSI (English)	2	34	1	93-0020	Radiator	30	12	1
88-6960	Cartridge - 4W/2P	15	19	3	93-0021	Asm. - Throttle Cable Swivel	6	26	2
88-6970	Cartridge - N.O.	15	9	2	93-0022	Shroud - Fan	30	19	1
88-6990	Cartridge - N.C.	15	7	3	93-0023	Hose - Radiator Upper	30	18	1
88-7020	Cartridge - N.O.	15	3	2	93-0024	Hose - Radiator Lower	30	24	1
88-9190	Solenoid - 20 Watt	15	4	6	93-0025	Shield W.A. - Radiator	30	33	1
88-9200	Solenoid - 28 Watt	15	8	5	93-0030	Asm. - Cooler Mount R.H.	30	9	1
88-9460	Hose - Hydraulic	18	11	1	93-0032	Hsg. W.A. - Front Screen	30	2	1
88-9460	Hose - Hydraulic	13	48	1	93-0038	Support W.A. - Radiator	30	7	1
91-1717	Hose - Hydraulic	18	9	1	93-0043	Bracket - Fan Idler	34	55	1
92-1180	Assembly - Seat	6	45	1	93-0044	Muffler	32	13	1
92-1718	Hose - Hydraulic	18	12	1	93-0045	Yoke - Slip Tube	32	4	1
92-1719	Hose - Hydraulic	18	8	1	93-0047	Assembly - U-Joint	32	*	1
92-1721	Hose - Hydraulic	18	14	1	93-0047	Yoke - Shaft	32	3	1
92-1721	Hose - Hydraulic	14	24	1	93-0048	Hose - Air Cleaner	33	19	1
92-1722	Hose - Hydraulic	16	1	1	93-0049	Assembly - Engine	33	24	1
92-1722	Hose - Hydraulic	18	5	1	93-0050	Bracket - Engine L.H. Rear	33	29	1

\*Not Illustrated

# TORO PART NUMBER INDEX (Cont.)

3316-850

Part No.	Description	Pg. No.	Ref. No.	Qty.	Part No.	Description	Pg. No.	Ref. No.	Qty.
93-0051	Bracket - Engine L.H. Front	34	48	1	93-3369	Cap - Sealing	35	31	2
93-0054	Bracket W.A. - Fan	34	52	1	93-3370	Bearing - Con-Rod	35	16	6
93-0062	Belt - V	34	56	1	93-3371	Asm. - Rod, Connecting	35	23	3
93-0063	Bracket - Engine R.H. Rear	33	*	1	93-3372	Nut	35	30	6
93-0064	Support - Rear Axle	53	4	1	93-3373	Bolt - Connecting	35	17	6
93-0066	Asm. - Lift Arm Rear R.H.	58	28	1	93-3374	Pin - Piston	35	18	3
93-0068	Asm. - Lift Arm Rear L.H.	58	*	1	93-3375	Ring Set - Piston	35	19	3
93-0069	Pin - Pivot	59	52	2	93-3376	Piston - Std.	35	22	3
93-0071	Asm. - Cooler Mount L.H.	30	*	1	93-3377	Piston - O.S. 0.25	35	*	3
93-0073	Cable - Throttle	6	24	1	93-3378	Piston - O.S. 0.50	35	*	3
93-0074	Support - Cable	34	62	1	93-3379	Set - Ring, Piston O.S. 0.25	35	*	3
93-0075	Hose - Hydraulic	21	30	1	93-3380	Set - Ring, Piston O.S. 0.50	35	*	3
93-0075	Hose - Trans. to Cooler	31	*	1	93-3381	Cap - Sealing	36	2	2
93-0076	Hose - Hydraulic	21	21	1	93-3382	Cap - Sealing	36	4	1
93-0076	Hose - Trans. to Cooler	31	46	1	93-3383	Seal - Side	36	7	4
93-0077	Hose - Cooler, R.H.	31	49	1	93-3383	Seal - Side	49	114	4
93-0077	Hose - Hydraulic	13	30	1	93-3384	Asm. - Block, Cylinder	36	20	1
93-0078	Hose - Cooler, L.H.	31	*	1	93-3385	Cap - Metal	36	9	1
93-0078	Hose - Hydraulic	14	21	1	93-3386	Cap - Sealing	36	15	3
93-0079	Asm. - Hydraulic Cylinder	59	48	2	93-3387	Bearing - Set Std.	36	14	1
93-0080	Asm. - Main Wire Harness	11	56	1	93-3388	Bearing - Set U.S. 0.50 mm	36	*	1
93-0081	Strip - Seal	1	9	1	93-3389	Bearing - Set U.S. 0.75 mm	36	*	1
93-0082	Grommet	31	58	2	93-3390	Case - Seal, Oil	44	19	1
93-0083	Plate - Valve	26	44	1	93-3391	Gasket - Oil Seal Case	49	115	1
93-0084	Assembly - Front Axle	22	46	1	93-3391	Gasket - Seal, Oil	44	21	1
93-0089	Bracket - Mount LH, Cooler	30	*4	1	93-3392	Seal - Oil	44	20	1
93-0090	Bracket - Mount RH, Cooler	30	4	1	93-3393	Bolt	44	18	5
93-0092	Mount - Rubber, Rear	33	30	2	93-3394	Valve - Inlet	37	29	3
93-0093	Bracket - Eng. Left Rear	33	33	1	93-3395	Valve - Exhaust	37	28	3
93-0095	Bracket - Eng. Front	33	45	2	93-3396	Spring - Valve	37	16	6
93-0096	Decal - A.C.E.	1	27	2	93-3397	Cap - Valve	37	12	6
93-0097	Valve - SCR	26	25	1	93-3398	Asm. - Rocker & Shaft	37	*	1
93-0118	Hose - Hydraulic	17	9	2	93-3399	Bolt	37	9	1
93-0118	Hose - Hydraulic	16	12	1	93-3400	Assembly - Rocker	37	*	1
93-0118	Hose - Hydraulic	14	33	1	93-3401	Screw - Rocker	37	4	6
93-0119	Hose - Hydraulic	16	13	1	93-3402	Bracket, Shaft, Rocker	37	11	1
93-0119	Hose - Hydraulic	13	21	1	93-3403	Bracket - Shaft, Rocker	37	6	2
93-0139	Manifold - Hydraulic	16	17	1	93-3404	Assembly - Shaft	37	*	1
93-0140	Grommet	6	10	1	93-3405	Cap - Sealing	37	8	2
93-0141	Assembly - Seat Plate	6	16	1	93-3406	Spring - Rocker	37	7	2
93-0142	Bushing - Straight	58	36	2	93-3407	Bolt - Bracket, Rocker	37	10	3
93-0143	Cartridge - Relief 250 psi	16	18	1	93-3408	Shaft - Pump, Fuel Inject.	37	21	1
93-1358	Software - ECU RM5300D	11	*	1	93-3409	Bearing	37	19	1
93-1374	Latch - Swell	30	1	2	93-3410	Bolt W/Washer	37	17	1
93-1375	Motor - Hydraulic	18	21	5	93-3411	Rod - Push	37	22	6
93-1376	Assembly - Pump, Gear	28	18	1	93-3412	Camshaft	37	24	1
93-1396	Coupler W.A. - Trans.	28	7	1	93-3413	Assembly - Strainer	38	13	1
93-3102	Cap - Fuel Tank	20	22	1	93-3414	Gasket	38	11	1
93-3103	Cap - Hydraulic Reservoir	13	8	1	93-3414	Gasket	49	108	1
93-3134	Assembly - Barrel	60	1	1	93-3415	Assembly - Valve, Relief	38	22	1
93-3139	Panel - Tower	3	10	1	93-3416	Housing	38	17	1
93-3140	Panel - Control	10	14	1	93-3417	Gasket	38	16	1
93-3350	Gear - Camshaft	35	35	1	93-3417	Gasket	49	101	1
93-3351	Gear - Pump, Injection	35	1	1	93-3418	Gauge - Level, Oil	38	1	1
93-3352	Assembly - Idler, Gear	35	2	1	93-3419	Guide - Gauge, Oil Level	38	3	1
93-3353	Bushing - Idler	35	36	1	93-3420	Assembly - Pump, Oil	38	15	1
93-3354	Crankshaft	35	27	1	93-3421	Bolt	38	14	3
93-3355	Washer - Spring	35	12	1	93-3422	Assembly - Pan, Oil	38	9	1
93-3356	Nut	35	11	1	93-3423	Gasket	39	4	1
93-3357	Pulley - Crankshaft	35	14	1	93-3423	Gasket	49	113	1
93-3358	Assembly - Sub, Flywheel	35	25	1	93-3423	Gasket - Muffler	32	15	1
93-3359	Gear - Crankshaft	35	15	1	93-3424	Gasket - Cover, Rocker	39	5	1
93-3360	Cover	35	7	1	93-3424	Gasket - Rocker	49	123	1
93-3361	Gasket - Cover	35	8	1	93-3425	Guide - Valve, In	39	8	3
93-3361	Gasket - Tie Rod Cover	49	111	1	93-3426	Bolt - Head, Cylinder	39	14	11
93-3362	Bushing - Camshaft	35	34	1	93-3427	Guide - Valve	39	15	3
93-3363	Assembly - Shaft, Idler	35	4	1	93-3428	Assy. - Head, Cylinder	39	17	1
93-3364	Ball - Steel	35	3	1	93-3429	Cap - Sealing	39	29	1
93-3365	Pin - Dowel	35	9	2	93-3430	Jet - Combustion	39	28	3
93-3366	Cap - Sealing	35	10	1	93-3431	Gasket - Cylinder Head	49	122	1
93-3367	Plug - Taper	35	32	1	93-3431	Gasket - Head, Cylinder	39	26	1
93-3368	Bolt	35	33	4	93-3432	Bolt W/Washer	39	27	2

\*Not Illustrated

# TORO PART NUMBER INDEX (Cont.)

Part No.	Description	Pg. Ref. No. No. Qty.	Part No.	Description	Pg. Ref. No. No. Qty.
93-3433	Assy. - Cover, Rocker	39 11 1	93-3498	Washer - 1.6 mm	42 * A/R
93-3434	Gasket - Cover, Inlet	39 18 1	93-3499	Washer - 1.65 mm	42 * A/R
93-3434	Gasket - Inlet Cover	49 124 1	93-3500	Washer - 1.7 mm	42 * A/R
93-3435	Bolt W/Washer	39 9 4	93-3501	Spring - Pressure	42 5 3
93-3436	Gasket - Exhaust	39 30 1	93-3502	Pin - Pressure	42 4 3
93-3436	Gasket - Exhaust	49 125 1	93-3503	Assembly - Nozzle	42 2 3
93-3437	Asm. - Manifold, Exhaust	39 31 1	93-3504	Assembly - Solenoid	44 22 1
93-3438	Assy. - Cover, Inlet	39 20 1	93-3505	Bracket - Starter	44 24 1
93-3439	Pipe	39 19 1	93-3506	Plug - Glow	44 16 3
93-3440	Pipe - Inlet	39 21 1	93-3507	Plate - Connection	44 6 1
93-3441	Gasket - Inlet Pipe	49 118 1	93-3508	Plate - Adjusting	43 16 1
93-3441	Gasket - Pipe, Inlet	39 25 1	93-3509	Nut	43 12 1
93-3442	Bolt W/Washer	39 23 1	93-3510	Washer - Spring	43 13 1
93-3443	Bolt W/Washer	39 24 1	93-3511	Washer - Plain	43 14 1
93-3444	Cap - Filler	40 1 1	93-3512	Bolt - Alternator	43 15 1
93-3445	Gasket - Gear	40 2 1	93-3513	Pipe - Injector No.1	44 7 1
93-3445	Gasket - Gear	49 117 1	93-3514	Pipe - Injector No.2	44 10 1
93-3446	Plate - Front	40 4 1	93-3515	Pipe - Injector No.3	44 11 1
93-3447	Gasket - Front Plate	49 116 1	93-3516	Pipe - Leak Off, Fuel	44 15 1
93-3447	Gasket - Plate, Front	40 5 1	93-3517	Bolt	44 3 4
93-3448	Case - Gear	40 6 1	93-3518	Nipple - Swivel	44 2 1
93-3449	Bolt	40 8 8	93-3519	Assembly - Case, Therm.	43 11 1
93-3450	Assembly - Pump, Water	41 7 1	93-3520	Pipe	43 21 1
93-3451	Bolt W/Washer	41 6 2	93-3521	Gasket - Case, Thermostat	43 8 1
93-3452	Joint	41 5 1	93-3521	Gasket - Thermo Case	49 120 1
93-3453	Gasket	41 8 1	93-3522	Bolt W/Washer	43 19 3
93-3453	Gasket - Water Pump	49 112 1	93-3523	Assembly - Hose, Fuel	43 1 1
93-3454	Plate	41 9 1	93-3524	Thermostat	43 7 1
93-3455	Gasket - Pump, Water	41 10 1	93-3525	Gauge	43 3 1
93-3455	Gasket - Water Pump	49 110 1	93-3526	Switch	43 10 1
93-3456	Bolt W/Washer	41 4 3	93-3527	Gasket	43 9 1
93-3457	Bolt W/Washer	41 11 1	93-3527	Gasket	49 109 1
93-3458	Pulley - Pump, Water	41 2 1	93-3528	Plug	43 2 1
93-3459	Bolt W/Washer	41 1 4	93-3529	Assembly - Case, Governor	45 1 1
93-3460	V-Belt	41 3 1	93-3530	Pin - Spring	45 18 1
93-3461	Assembly - Pump, Fuel	42 * 1	93-3531	O-Ring	45 25 1
93-3462	Assembly - Sub, Housing	42 30 1	93-3532	Nut - Jam	45 33 1
93-3463	Holder - Delivery, Valve	42 16 3	93-3533	Bolt - Speed Set	45 31 2
93-3464	Spring - Delivery, Valve	42 14 3	93-3534	Spring - Governor	45 16 1
93-3465	Gasket - Delivery, Valve	42 13 3	93-3535	Spring Set - Torque	45 13 1
93-3466	Assembly - Sub, Valve	42 12 3	93-3536	Stopper	45 11 1
93-3467	Assembly - Sub, Element	42 11 3	93-3537	Spring - Torque	45 10 2
93-3468	Sleeve - Control	42 24 3	93-3538	Spring - Start	45 21 1
93-3469	Seat - Spring, Upper	42 25 3	93-3539	Shim - Shaft, Governor	45 23 1
93-3470	Spring - Plunger	42 26 3	93-3540	Lever - Speed	45 35 1
93-3471	Assembly - Sub, Tappet	42 29 3	93-3541	Case - Governor	45 36 1
93-3472	Assembly - Control, Rack	42 23 1	93-3542	Lever - Spring, Governor	45 17 1
93-3473	Seat - Spring, Lower	42 27 3	93-3543	Lever - Tension	45 19 1
93-3474	O-Ring	42 15 3	93-3544	Lever - Governor	45 22 1
93-3475	Pin - Guide, Tappet	42 21 3	93-3545	Shaft - Governor	45 24 1
93-3476	Plate	42 22 1	93-3546	Rod - Tie	45 15 1
93-3477	Plate - Adjusting	42 20 2	93-3547	Spring - Rod, Tie	45 14 1
93-3478	Bolt - Washer Head	42 19 2	93-3548	Gasket - Case, Governor	45 29 1
93-3479	Screw - Hollow	42 10 1	93-3548	Gasket - Governor Case	49 121 1
93-3480	Screw - Bleeder, Air	42 8 1	93-3549	Shaft - Sleeve, Sliding	45 26 1
93-3481	Washer - Union, Pipe	42 9 1	93-3550	Sleeve - Sliding	45 27 1
93-3482	Plate - Shim .25 mm	42 * A/R	93-3551	Weight	45 28 1
93-3483	Plate - Shim .35 mm	42 * A/R	93-3552	Wire	45 6 1
93-3484	Plate - Shim .45 mm	42 * A/R	93-3553	Bolt	45 4 3
93-3485	Plate - Shim .55 mm	42 * A/R	93-3554	Bolt - Case, Governor	45 3 1
93-3486	Plate - Shim .65 mm	42 * A/R	93-3555	Assembly - Starter	46 * 1
93-3487	Plate - Name	42 18 1	93-3556	Screw	46 19 1
93-3488	Rivet	42 17 2	93-3556	Screw Set	46 3 1
93-3489	Assembly - Nozzle & Holder	42 * 1	93-3557	Assembly - Bracket, Front	46 4 1
93-3490	Assembly - Sub, Body	42 7 3	93-3558	Assembly - Lever	46 5 1
93-3491	Washer - 1.25 mm	42 6 A/R	93-3559	Spring Set	46 6 1
93-3492	Washer - 1.3 mm	42 * A/R	93-3560	Assembly - Bracket, Center	46 7 1
93-3493	Washer - 1.35 mm	42 * A/R	93-3561	Assembly - Switch	46 8 1
93-3494	Washer - 1.4 mm	42 * A/R	93-3562	Armature Set	46 * 1
93-3495	Washer - 1.45 mm	42 * A/R	93-3563	Bearing - Front	46 13 1
93-3496	Washer - 1.5 mm	42 * A/R	93-3564	Bearing - Rear	46 14 1
93-3497	Washer - 1.55 mm	42 * A/R	93-3565	Bolt Set	46 18 2

\*Not Illustrated

# TORO PART NUMBER INDEX (Cont.)

3316-850

Part No.	Description	Pg. Ref. No. No. Qty.	Part No.	Description	Pg. Ref. No. No. Qty.
93-3566	Assembly - Shaft, Clutch	46 * 1	93-4294	Hose - Cooler, Inlet	38 33 1
93-3567	Pinion Set	46 2 1	93-4295	Assembly - Filter, Oil	38 4 1
93-3568	Gear Set	46 21 1	93-4296	Clamp-R	38 24 1
93-3569	Gear	46 11 1	93-4297	Clamp - Hose	38 27 4
93-3570	Cover Set	46 10 1	217-120	Rim	22 52 2
93-3571	Assembly - Yoke	46 15 1	217-121	Rim	53 20 2
93-3572	Bolt Set	46 9 1	218-446	Nut - Locking	10 10 1
93-3573	Assembly - Holder	46 16 1	218-447	Washer - E.T.L.W.	10 11 1
93-3574	Spring - Brush	46 20 4	218-498	Nut - Hex.	10 4 4
93-3575	Assembly - Bracket, Rear	46 17 1	218-498	Nut - Lock	31 54 2
93-3576	Stopper Set	46 1 1	218-533	Lens - Red	10 * 1
93-3577	Assembly - Alternator	47 * 1	218-535	Nut - Lock	10 30 1
93-3578	Nut - Set	47 1 1	218-536	Washer - Lock	10 29 1
93-3579	Assembly - Pulley	47 2 1	218-573	Fuse - 5A	10 20 1
93-3580	Bolt Set	47 4 1	218-578	Fuse - 10A	10 * 3
93-3581	Assembly - Bracket, Front	47 10 1	218-579	Wire - Fuel Pump	20 34 1
93-3582	Screw Set	47 3 1	218-590	Switch - Micro	11 38 2
93-3583	Bearing - Front	47 5 1	219-17	Bulb - Light	10 * 4
93-3584	Assembly - Rotor	47 7 1	219-19	Bulb - Light	11 * 1
93-3585	Bearing - Rear	47 6 1	231-134	Tire	22 53 2
93-3586	Assembly - Stator	47 12 1	231-141	Tire	53 19 2
93-3587	Assembly - Bracket, Rear	47 14 1	232-27	Stem - Valve	21 3 2
93-3588	Regulator Set	47 13 1	232-35	Stem - Valve	53 21 2
93-3589	Brush	47 11 2	233-17	Knob - Parking Brake	3 9 1
93-3590	Assembly - Rectifier	47 9 1	233-42	Knob	5 19 1
93-3591	Nut - Set	47 8 1	233-42	Knob - Throttle	6 34 1
93-3592	Kit - Gasket, Complete	49 * 1	237-21	O-Ring	16 2 7
93-3593	Packing - Body	49 119 1	237-21	O-Ring	17 2 7
93-3601	Decal - Instructions	1 25 1	237-21	O-Ring	18 4 8
93-3604	Gasket	28 6 1	237-21	O-Ring	58 14 4
93-3609	Bolt - Special	4 36 4	237-21	O-Ring	14 18 4
93-3611	Asm. - Control Manifold	14 6 1	237-21	O-Ring	53 33 2
93-3612	Fitting - Hydraulic 90°	14 25 1	237-21	Seal - O-Ring	56 5 6
93-3614	Assembly - Cover	19 4 1	237-22	O-Ring	14 1 4
93-3615	Assembly - Drive Shaft	19 7 1	237-22	O-Ring	16 14 2
93-3616	Assembly - Idler Gear	19 6 1	237-22	O-Ring	3 14 5
93-3617	Assembly - Differential	24 * 1	237-22	O-Ring	28 15 1
93-3618	Gear & Pinion Assembly	24 * 1	237-22	O-Ring	18 19 10
93-3619	Upper Housing	24 26 1	237-22	O-Ring	21 20 2
93-3620	Screw-Drive Gear	24 32 5	237-22	O-Ring	13 23 6
93-3621	Bracket - Eng. Right Rear	33 * 1	237-22	O-Ring	31 47 2
93-3623	Strip - Sealing, Radiator	31 61 2	237-30	O-Ring	28 11 2
93-3624	Plate - Retaining	31 62 2	237-30	O-Ring	15 12 1
93-3625	Assembly - Filter, Oil	38 4 1	237-30	O-Ring	14 13 4
93-3626	Bracket - Hose	30 35 1	237-42	O-Ring	15 5 2
93-3642	Tube - Hydraulic	28 13 1	237-42	O-Ring	16 16 2
93-3642	Tube - Hydraulic	14 38 1	237-42	O-Ring	13 25 4
93-3643	Tube - Hydraulic	28 12 1	237-65	O-Ring	13 10 5
93-3643	Tube - Hydraulic	14 39 1	237-65	O-Ring	14 22 1
93-3644	Guard W.A. - Flywheel	32 22 1	237-65	O-Ring	31 50 2
93-4268	Kit - Flange	29 * 1	237-78	O-Ring	15 1 12
93-4269	Kit - Housing, Section 1	29 * 1	237-78	O-Ring	18 2 5
93-4270	Kit - Housing, Section 2	29 * 1	237-78	O-Ring	56 3 6
93-4271	Kit - Housing, Section 3	29 * 1	237-78	O-Ring	16 4 7
93-4272	Kit - Individual Pieces	29 * 1	237-78	O-Ring	17 4 8
93-4277	Kit - Valve	29 19 1	237-78	O-Ring	14 7 6
93-4278	Pin - Dowel	29 4 4	237-78	O-Ring	58 12 4
93-4279	Plate - Distance	29 13 2	237-78	O-Ring	21 22 1
93-4280	Coupling	29 9 2	237-78	O-Ring	53 31 2
93-4281	Pin - Dowel	29 22 4	237-79	O-Ring	14 9 6
93-4282	Block - Valve	29 18 1	237-79	O-Ring	15 10 1
93-4283	Bolt	29 17 4	237-79	O-Ring	28 17 3
93-4284	Spacer - Cooler, Engine	38 31 1	237-79	O-Ring	18 18 10
93-4285	Cooler - Oil, Engine	38 26 1	237-79	O-Ring	21 18 2
93-4286	O-Ring	38 32 1	237-79	O-Ring	13 45 1
93-4287	O-Ring	38 30 1	237-80	O-Ring	15 20 1
93-4288	Fitting - Block, Engine	38 29 1	237-81	O-Ring	13 12 4
93-4289	Hose - Cooler, Outlet	38 28 1	237-81	O-Ring	21 25 2
93-4290	Connector - Cooler	38 25 1	237-81	O-Ring	14 26 1
93-4291	Fitting - Pump, Water	38 23 1	237-141	Bumper	1 6 2
93-4292	Screw - Cap Hex. Hd.	38 35 1	237-146	O-Ring	28 19 1
93-4293	Washer	38 34 1	237-156	O-Ring	15 16 2

\*Not Illustrated

# TORO PART NUMBER INDEX (Cont.)

Part No.	Description	Pg. Ref.		Part No.	Description	Pg. Ref.	
		No.	Qty.			No.	Qty.
237-161	O-Ring	21	36	1	321-4	Screw - Cap Hex. Hd.	56 35 2
237-163	O-Ring	28	9	1	321-6	Screw - Cap Hex. Hd.	50 22 2
237-165	Grommet	54	46	2	321-6	Screw - Cap Hex. Hd.	20 31 2
237-181	O-Ring	22	51	1	321-8	Screw - Cap Hex. Hd.	20 6 2
240-3	Grommet	31	57	2	321-11	Screw - Cap Hex. Hd.	16 5 2
240-11	Grommet	20	28	3	321-11	Screw - Cap Hex. Hd.	17 6 4
240-11	Grommet	13	39	3	321-15	Screw - Cap Hex. Hd.	10 33 3
241-119	Cap - Dust	53	24	2	321-18	Screw - Cap Hex. Hd.	16 28 2
242-34	Stud-Flange, Axle	25	11	10	321-23	Screw - Cap Hex. Hd.	13 13 2
242-50	Nut - Lug	53	26	10	321-39	Screw - Cap Hex. Hd.	1 15 7
2411-36	Bearing - Rod End	5	2	1	321-39	Screw - Cap Hex. Hd.	10 26 2
2412-3	Clamp - Hose	30	27	2	322-2	Screw - Cap Hex. Hd.	30 43 2
2412-4	Clamp	33	16	2	322-2	Screw - Cap Hex. Hd.	34 61 4
2412-4	Clamp - R	32	21	1	322-3	Screw - Cap Hex. Hd.	33 14 4
2412-34	Clamp - Hose	28	2	1	322-3	Screw - Cap Hex. Hd.	6 14 9
2412-34	Clamp - Hose	30	15	2	322-3	Screw - Cap Hex. Hd.	27 18 2
2412-34	Clamp - Hose	13	18	3	322-3	Screw - Cap Hex. Hd.	5 25 8
2412-36	Clamp - Drain	20	24	1	322-3	Screw - Cap Hex. Hd.	50 26 6
2412-42	Clamp - Hose	50	1	1	322-3	Screw - Cap Hex. Hd.	14 28 4
2412-71	Clamp - R	34	51	1	322-3	Screw - Cap Hex. Hd.	1 30 4
2412-72	R-Clamp	6	48	1	322-3	Screw - Cap Hex. Hd.	10 35 3
2412-74	Clamp-R	59	53	2	322-4	Screw - Cap Hex. Hd.	50 11 3
2412-92	Clamp - Hose	33	20	1	322-4	Screw - Cap Hex. Hd.	33 18 2
2412-93	Clamp - R	6	18	1	322-4	Screw - Cap Hex. Hd.	30 36 2
2412-93	Clamp - R	50	23	1	322-4	Screw - Cap Hex. Hd.	2 40 2
2412-93	Clamp - R	13	32	2	322-5	Screw - Cap Hex. Hd.	58 6 3
2412-103	Clamp - R	30	29	2	322-5	Screw - Cap Hex. Hd.	1 19 4
2412-107	Clamp - R	59	51	1	322-5	Screw - Cap Hex. Hd.	56 26 3
2412-107	R-Clamp	2	50	1	322-5	Screw - Cap Hex. Hd.	34 47 8
2412-108	Clamp - Hose	20	12	11	322-5	Screw - Cap Hex. Hd.	11 54 1
2412-126	Clamp-R	11	53	1	322-5	Screw - Cap Hex. Hd.	31 60 4
2412-129	Clamp - Hose	21	27	2	322-6	Screw - Cap Hex. Hd.	58 17 4
2412-133	Clamp - R	6	42	2	322-7	Screw - Cap Hex. Hd.	27 10 1
251-259	Bearing - Ball	27	11	2	322-9	Screw - Cap Hex. Hd.	32 2 2
251-318	Bearing - Ball	33	7	2	322-10	Screw - Cap Hex. Hd.	27 3 1
253-129	Seal - Grease	53	28	2	322-12	Screw - Cap Hex. Hd.	58 32 2
254-65	Cone-Tapered Bearing	24	28	2	323-4	Screw - Cap Hex. Hd.	6 2 2
254-66	Cup-Tapered Bearing	24	27	2	323-4	Screw - Cap Hex. Hd.	13 43 2
254-72	Cup - Bearing	53	17	4	323-5	Screw - Cap Hex. Hd.	20 26 3
254-91	Cone-Bearing	24	23	1	323-5	Screw - Cap Hex. Hd.	13 36 3
254-94	Cone - Bearing	53	16	4	323-6	Screw - Cap Hex. Hd.	64 5 2
256-42	Bushing - Sleeve	5	34	2	323-6	Screw - Cap Hex. Hd.	33 11 2
256-113	Bushing - Flange	27	19	2	323-7	Screw - Cap Hex. Hd.	53 1 4
256-115	Washer - Thrust	58	26	8	323-7	Screw - Cap Hex. Hd.	34 57 1
256-115	Washer - Thrust	56	41	11	323-9	Screw - Cap Hex. Hd.	5 3 1
256-121	Washer - Thrust	53	12	2	323-9	Screw - Cap Hex. Hd.	50 15 1
256-236	Bearing - Flange	5	24	4	323-11	Screw - Cap Hex. Hd.	56 39 1
256-287	Bushing - Flange	58	38	4	323-12	Screw - Cap Hex. Hd.	28 4 2
282-4	Clevis - Spring	58	3	2	323-12	Screw - Cap Hex. Hd.	21 32 2
282-4	Clevis - Spring	56	21	3	323-12	Screw - Cap Hex. Hd.	33 36 1
283-6	Pin - Clevis	58	10	2	323-12	Screw - Cap Hex. Hd.	57 56 2
283-6	Pin - Clevis	56	15	3	323-14	Screw - Cap Hex. Hd.	33 44 3
283-58	Pin - Clevis	5	30	4	323-20	Screw - Cap Hex. Hd.	22 49 2
302-5	Fitting - Grease	32	5	1	324-6	Screw - Cap Hex. Hd.	21 29 4
302-5	Fitting - Grease	55	7	2	325-4	Screw - Cap Hex. Hd.	58 35 4
302-5	Fitting - Grease	53	11	4	325-4	Screw - Cap Hex. Hd.	57 59 6
302-5	Fitting - Grease	56	11	6	325-5	Screw - Cap Hex. Hd.	64 8 9
302-5	Fitting - Grease	60	13	1	325-7	Screw - Cap Hex. Hd.	21 13 2
302-5	Fitting - Grease	61	13	1	327-2	Screw - Cap Hex. Hd.	53 3 1
302-5	Fitting - Grease	62	13	1	328-7	Screw - Cap Hex. Hd.	56 18 4
302-5	Fitting - Grease	63	13	1	328-12	Screw - Cap Hex. Hd.	56 13 2
302-5	Fitting - Grease	27	20	1	328-25	Screw - Cap Hex. Hd.	53 30 1
302-5	Fitting - Grease	58	29	4	328-27	Screw - Cap Hex. Hd.	54 49 1
302-5	Fitting - Grease	5	39	1	3210-8	Screw - Cap, Hex Hd.	23 19 8
304-46	Drain - Radiator	30	10	1	3212-4	Screw - Cap Hex. Hd.	64 * 2
304-46	Fitting - Drain	20	25	1	3213-2	Screw - Cap Hex. Hd.	33 31 8
321-2	Screw - Cap Hex. Hd.	13	6	1	3217-6	Nut - Hex.	27 28 1
321-2	Screw - Cap Hex. Hd.	21	6	1	3217-9	Nut - Lock	64 9 3
321-3	Screw - Cap Hex. Hd.	50	9	1	3218-1	Nut - Jam	22 50 1
321-4	Screw - Cap Hex. Hd.	33	12	1	3220-3	Nut - Jam	5 1 2
321-4	Screw - Cap Hex. Hd.	30	23	7	3220-3	Nut - Jam	53 14 8
321-4	Screw - Cap Hex. Hd.	6	31	2	3220-5	Nut - Jam	53 36 2

\*Not Illustrated

# TORO PART NUMBER INDEX (Cont.)

3316-850

Part No.	Description	Pg. No.	Ref. No.	Qty.	Part No.	Description	Pg. No.	Ref. No.	Qty.
3220-6	Nut	4	27	1	3256-26	Washer - Flat	7	24	2
3220-6	Nut - Steering Wheel	3	8	1	3256-28	Washer - Flat	53	22	2
3220-12	Nut - Jam L.H. Thread	53	38	2	3256-40	Washer - Flat	34	66	4
3230-2	Bolt - Carriage	33	15	1	3256-46	Washer - Flat	7	20	1
3234-5	Screw - Whiz Lock	30	3	6	3256-69	Washer - Thrust	5	31	3
3234-13	Screw - Cap Flange Hd.	54	52	2	3256-70	Washer - Flat	32	12	6
3234-14	Screw - Hex. Washer Hd.	2	33	14	3256-78	Washer - Flat	33	25	1
3234-17	Screw - Cap Hex. Hd.	32	11	1	3258-19	Screw - Machine	51	6	2
3250-29	Screw - Cap Hex. Hd.	6	7	4	3258-166	Screw - Phillips Hd.	10	12	5
3250-45	Screw - Pan Hd.	64	10	6	3258-166	Screw - Phillips Hd.	3	28	2
3253-3	Washer - Lock	21	7	1	3258-166	Screw - Phillips Hd.	2	46	3
3253-3	Washer - Lock	64	16	6	3269-10	Washer - Back-up	30	30	7
3253-3	Washer - Lock	6	30	1	3269-13	Rivet - Pop	30	32	17
3253-3	Washer - Lock	10	32	3	3269-15	Rivet - Pop	30	5	8
3253-4	Washer - Lock	3	2	2	3272-2	Pin - Cotter	5	5	2
3253-4	Washer - Lock	6	13	4	3272-4	Pin - Cotter	1	11	2
3253-4	Washer - Lock	58	16	2	3272-5	Pin - Cotter	3	17	3
3253-4	Washer - Lock	27	17	2	3272-10	Pin - Cotter	27	1	1
3253-4	Washer - Lock	1	20	4	3272-10	Pin - Cotter	58	4	2
3253-4	Washer - Lock	14	29	4	3272-10	Pin - Cotter	56	17	3
3253-4	Washer - Lock	30	39	4	3272-10	Pin - Cotter	3	21	1
3253-4	Washer - Lock	34	60	4	3272-10	Pin - Cotter	6	21	2
3253-5	Washer - Lock	28	5	2	3272-10	Pin - Cotter	5	40	4
3253-6	Washer - Lock	64	*	2	3272-13	Pin - Cotter	53	25	2
3253-6	Washer - Lock	7	25	2	3273-26	Screw - Hex. Socket Hd.	11	45	2
3253-7	Washer - Lock	64	7	9	3290-93	Screw - Cap Hex. Hd.	11	39	4
3253-7	Washer - Lock	33	32	8	3290-271	Rivet - Pop	30	20	2
3253-7	Washer - Lock	59	39	4	3290-354	Plate - Nut	10	36	2
3253-7	Washer - Lock	57	58	6	3290-378	Tie - Cable	3	*	3
3253-15	Washer - Lock	20	9	5	3290-378	Tie - Cable	30	17	1
3253-21	Washer - Lock	50	16	1	3290-378	Tie - Cable	50	28	1
3253-21	Washer - Lock	21	33	2	3290-378	Tie - Cable	59	42	3
3253-21	Washer - Lock	33	35	1	3290-378	Tie - Cable	57	68	5
3253-21	Washer - Lock	13	42	2	3290-379	Tie - Cable	58	1	1
3255-8	Washer - Lock	33	22	2	3290-379	Tie - Cable	56	14	3
3255-8	Washer - Lock ETLW	3	31	1	3290-461	Washer - Belleville	5	21	1
3255-9	Washer - Lock E.T.L.W.	34	49	1	3290-488	Boot - Lift Control	11	40	1
3256-1	Washer - Flat	10	13	5	3290-489	Knob - Lift Control	10	3	1
3256-1	Washer - Flat	1	14	10	3296-2	Nut - Lock	10	18	3
3256-1	Washer - Flat	3	29	2	3296-3	Nut - Lock	6	27	3
3256-3	Washer - Flat	2	31	4	3296-9	Nut - Hex.	27	24	2
3256-3	Washer - Flat	10	34	4	3296-20	Nut - Lock	3	16	4
3256-5	Washer - Flat	7	4	1	3296-23	Nut - Lock	21	16	2
3256-6	Washer - Flat	59	40	4	3296-29	Nut - Lock	27	9	4
3256-6	Washer - Flat	57	57	6	3296-29	Nut - Lock	58	9	8
3256-22	Washer - Flat	20	4	2	3296-29	Nut - Lock	32	14	2
3256-22	Washer - Flat	5	6	2	3296-29	Nut - Lock	5	23	8
3256-22	Washer - Flat	3	11	4	3296-29	Nut - Lock	6	23	9
3256-22	Washer - Flat	64	11	6	3296-29	Nut - Lock	50	27	4
3256-22	Washer - Flat	30	22	4	3296-29	Nut - Lock	33	43	10
3256-22	Washer - Flat	56	34	2	3296-29	Nut - Lock	57	45	3
3256-23	Washer - Flat	58	7	10	3296-29	Nut - Lock	31	59	2
3256-23	Washer - Flat	6	12	8	3296-39	Nut - Lock	53	5	2
3256-23	Washer - Flat	3	15	6	3296-39	Nut - Lock	6	9	3
3256-23	Washer - Flat	33	17	5	3296-39	Nut - Lock	64	18	2
3256-23	Washer - Flat	1	18	6	3296-39	Nut - Lock	58	31	4
3256-23	Washer - Flat	50	25	2	3296-39	Nut - Lock	21	35	2
3256-23	Washer - Flat	56	25	3	3296-39	Nut - Lock	33	38	4
3256-23	Washer - Flat	30	38	4	3296-39	Nut - Lock	5	38	1
3256-24	Washer	7	5	1	3296-39	Nut - Lock	57	52	2
3256-24	Washer - Flat	53	2	2	3296-42	Nut - Lock	20	3	4
3256-24	Washer - Flat	5	4	1	3296-42	Nut - Lock	1	13	7
3256-24	Washer - Flat	64	4	4	3296-42	Nut - Lock	13	15	2
3256-24	Washer - Flat	50	17	1	3296-42	Nut - Lock	50	20	3
3256-24	Washer - Flat	6	19	3	3296-42	Nut - Lock	16	21	4
3256-24	Washer - Flat	56	24	3	3296-42	Nut - Lock	10	22	4
3256-24	Washer - Flat	58	30	4	3296-42	Nut - Lock	30	25	7
3256-24	Washer - Flat	13	41	2	3296-42	Nut - Lock	3	30	2
3256-24	Washer - Flat	34	50	4	3296-42	Nut - Lock	56	37	2
3256-26	Washer - Flat	27	2	1	3296-42	Nut - Lock	34	63	1
3256-26	Washer - Flat	64	6	9	3296-44	Nut - Lock	7	22	1
3256-26	Washer - Flat	3	22	1	3296-44	Nut - Lock	32	23	3

\*Not Illustrated

# TORO PART NUMBER INDEX (Cont.)

Part No.	Description	Pg. Ref.		Part No.	Description	Pg. Ref.	
		No.	Qty.			No.	Qty.
3296-44	Nut - Lock	56	23 4	32153-6	Nut - Lock	53	6 2
3296-48	Nut - Lock	21	45 4	340-2	Fitting - Hydraulic Straight	16	15 2
3296-51	Nut - Lock	56	19 6	340-3	Fitting - Hydraulic Straight	14	5 1
3296-54	Nut - Lock	6	4 4	340-3	Fitting - Hydraulic Straight	28	16 1
3296-56	Nut - Lock	21	4 2	340-3	Fitting - Hydraulic, Straight	21	19 2
3296-59	Nut - Lock	5	22 1	340-4	Fitting - Hydraulic Straight	28	10 2
3296-59	Nut - Lock	6	35 2	340-8	Fitting - Hydraulic Straight	13	11 2
3296-59	Nut - Lock	34	54 1	340-13	Fitting - Hydraulic Straight	17	12 2
32104-76	Screw - Thread Forming	57	48 2	340-13	Fitting - Hydraulic Straight	14	19 2
32105-1	Screw - Cap Hex. Hd.	11	43 1	340-18	Fitting - Hydraulic 90°	14	2 2
32105-13	Screw - Cap Hex. Hd.	10	17 2	340-18	Fitting - Hydraulic 90°	18	7 10
32105-21	Screw	27	4 2	340-21	Fitting - Hydraulic Tee	18	13 1
32107-11	Nut - Square	51	5 2	340-77	Fitting - Hydraulic 90°	13	22 1
32108-9	Screw - Machine	21	12 1	340-77	Fitting - Hydraulic 90°	16	27 1
32111-7	Nut - Acorn	64	17 6	340-82	Fitting - Hydraulic 90°	13	47 2
32120-74	Ring - Retaining	26	53 1	340-87	Fitting - Hydraulic 45°	13	27 1
32120-93	Ring - Retaining	58	25 4	340-92	Fitting - Hydraulic Straight	17	3 4
32120-93	Ring - Retaining	56	29 6	340-92	Fitting - Hydraulic Straight	14	17 2
32121-2	Pin - Roll	33	4 2	340-92	Fitting - Hydraulic Straight	16	26 4
32121-6	Pin - Roll	5	9 1	340-101	Fitting - Hydraulic 45°	15	11 1
32121-16	Pin - Roll	5	32 1	340-101	Fitting - Hydraulic Straight	14	10 2
32121-38	Pin - Roll	6	22 1	340-103	Fitting - Hydraulic 45°	18	3 5
32121-45	Pin - Roll	5	10 2	340-103	Fitting - Hydraulic 45°	58	13 1
32121-50	Pin - Roll	5	41 1	340-103	Fitting - Hydraulic 45°	53	32 2
32121-122	Pin - Roll	59	44 2	340-103	Fitting - Hydraulic 45°	57	64 1
32121-122	Pin - Roll	57	55 3	340-124	Fitting - Straight	31	48 2
32122-24	Screw - Round Hd.	20	10 5	340-132	Fitting - Hydraulic 90°	16	3 3
32128-20	Nut - Flange Head	32	18 1	340-132	Fitting - Hydraulic 90°	56	4 5
32128-20	Nut - Lock	50	19 3	340-132	Fitting - Hydraulic 90°	17	8 1
32128-20	Nut - Whiz	30	8 6	340-132	Fitting - Hydraulic 90°	58	22 3
32128-26	Nut - Flange	7	21 4	340-139	Fitting - Hydraulic 90°	14	23 1
32128-33	Nut - Flange Head	2	45 3	340-139	Fitting - Hydraulic 90°	13	35 1
32128-33	Nut - Lock	17	10 4	340-143	Fitting - Hydraulic 90°	17	11 1
32128-33	Nut - Lock, Flange Hd.	11	55 3	340-143	Fitting - Hydraulic 90°	15	18 1
32136-5	Nut - Slotted	53	23 2	340-143	Fitting - Hydraulic 90°	14	32 1
32144-1	Screw - Cap Hex. Hd.	11	41 2	351-78	Edging	6	1 1
32144-5	Nut	23	1 8	353-512	Fitting - Hydraulic Plug	17	5 2
32144-10	Screw - Hex. Washer Hd.	13	33 2	353-550	Fitting - Plug	13	44 1
32144-14	Screw - Self Tapping	57	66 3	353-599	Pin - Dowel	19	3 2
32144-18	Screw - Cap Hex. Hd.	11	46 2	353-682	Fitting - Hydraulic Straight	13	20 1
32144-21	Screw	3	6 1	353-781	Fitting - 90°	20	30 2
32144-22	Screw - Cap Hex. Hd.	27	13 4	353-989	Plug	15	6 2
32144-26	Screw - Self-Tapping	3	1 2	353-990	Plug	15	2 11
32144-49	Screw - Hex. Washer Hd.	59	55 2	353-991	Plug	15	17 2
32144-112	Screw - Cap Hex. Hd.	21	8 8	354-20	Fitting - Fuel Tee	20	15 1
32144-112	Screw - Thread Forming	23	13 8	354-21	Fitting - Fuel Straight	20	17 1
32148-7	Nut - Clinch	30	34 2	354-22	Fitting - Fuel, Straight	20	14 2
32149-1	Nut - Lock	34	59 1	354-46	Ring - Seal	19	8 1
32151-36	Ring - Retaining	53	7 2	354-50	Screw - Hex Socket Hd.	19	1 4
32151-36	Ring - Retaining	59	47 4	354-51	Washer	19	2 4
32151-41	Ring - Retaining	19	13 1	354-70	Plug	15	21 1
32151-48	Ring - Retaining	58	5 2	354-72	Fitting - Hydraulic 45°	21	42 1
32151-48	Ring - Retaining	56	20 3	354-73	Fitting - Hydraulic Straight	13	24 2
32151-61	Ring - Retaining	58	18 4	354-74	Fitting - Hydraulic Plug	13	16 1
32151-62	Ring - Retaining	21	38 1	354-75	Fitting - Hydraulic 90°	21	40 1
32151-77	Ring - Retaining	53	40 1	354-77	Fitting - Hydraulic Test Port	21	23 1
32152-10	Nut	60	2 1	354-77	Fitting - Test Port	14	11 2
32152-10	Nut	61	2 1	354-78	Fitting - Hydraulic	28	3 1
32152-10	Nut	62	2 1	354-79	Cap - Test Port	14	12 2
32152-10	Nut	63	2 1	354-79	Cap - Test Port	21	24 1

# TABLE OF CONTENTS

Description	Page	Description	Page
Frame & Body Assembly .....	1-2	Cylinder Block And Bearing Assembly .....	36
Steering Tower Assembly .....	3	Valve, Camshaft And Rocker Assembly .....	37
Steering Valve Assembly No. 75-0600 .....	4	Oil Pan, Pump Relief Valve .....	38
Traction & Brake Pedals Assembly .....	5	Cylinder Head, Manifold & Cover Assembly .....	39
Seat & Throttle Assembly .....	6	Timing Gear Case .....	40
Seat Suspension Assembly .....	7	Water Pump Assembly .....	41
Diagnostic-ACE Display Assembly .....	8	Fuel Injection Pump Assembly .....	42
Electrical Schematic .....	9	Thermostat And Alternator Mount Assembly .....	43
Control Console Assembly .....	10-11	Fuel And Starter System Assembly .....	44
Hydraulic Schematic .....	12	Governor .....	45
Hydraulic Reservoir Assembly .....	13	Starter Assembly .....	46
Hydraulic Control Manifold Assembly .....	14	Alternator Assembly .....	47
Control Manifold Assembly .....	15	Overhaul Gasket Kit .....	48-49
Front Hydraulic Manifolds .....	16	Engine Components Assembly .....	50
Rear Hydraulic Manifolds .....	17	Air Cleaner Assembly .....	51
Cutting Unit Hydraulic Components .....	18	Fuel Filter Assembly .....	52
Reel Motor Assembly No. 93-1375 .....	19	Rear Axle Assembly .....	53-54
Fuel Tank Assembly .....	20	Hydraulic Cylinder No. 75-1200 .....	55
Front Axle & Transmission Assembly .....	21-22	Front Lift Arms Assembly .....	56-57
Front Axle Assembly No. 93-0084 .....	23-24	Rear Lift Arms Assembly .....	58-59
Brake Assembly .....	25	Hydraulic Cylinder Assembly No. 93-0079 .....	60
Transmission Assembly No. 75-0012 .....	26	Hydraulic Cylinder Assembly No. 85-9880 .....	61
Traction Control Assembly .....	27	Hydraulic Cylinder Assembly No. 83-7480 .....	62
Gear Pump Installation Assembly .....	28	Hydraulic Cylinder Assembly No. 83-7490 .....	63
Hydraulic Pump Assembly No. 93-1376 .....	29	R.O.P.S. Assembly (Optional) .....	64
Radiator Assembly .....	30-31	Special Tools .....	65
Muffler & Pump Drive Assembly .....	32	International Decal Cross Reference .....	66-69
Engine Installation Assembly .....	333-34	Part Number Index .....	70-80
Timing Gear, Piston, Flywheel & Crankshaft .....	35		

## PRODUCT CHANGES

In an effort to make improvements available to TORO owners as quickly as possible, minor changes are incorporated into Toro's products from time to time that do not become immediately shown in the Parts Catalog. If such a change has been made in your unit, which is not reflected in your manual, see your TORO Distributor or his Authorized TORO Service Dealer for information and part numbers.

## IDENTIFICATION AND ORDERING

### MODEL AND SERIAL NUMBERS

The Reelmaster® 5300D has two identification numbers; a model number and a serial number. The two numbers are stamped on a decal which is located on the traction unit frame under the seat. In any correspondence concerning the Reelmaster 5300D, supply model and serial numbers to assure that correct information and replacement parts are obtained.

To order replacement parts from an Authorized TORO Service Dealer, supply the following information:

1. Model and serial number of the Reelmaster 5300D.
2. Part number, description, and the quantity of part(s) desired.

**NOTE:** Do not order by reference number if a parts catalog is being used; use the PART NUMBER.

## COUNTRIES OTHER THAN THE UNITED STATES OR CANADA

Customers who have purchased TORO products exported from the United States or Canada should contact their Toro Distributor

(Dealer) to obtain guarantee policies for your country, province or state.





