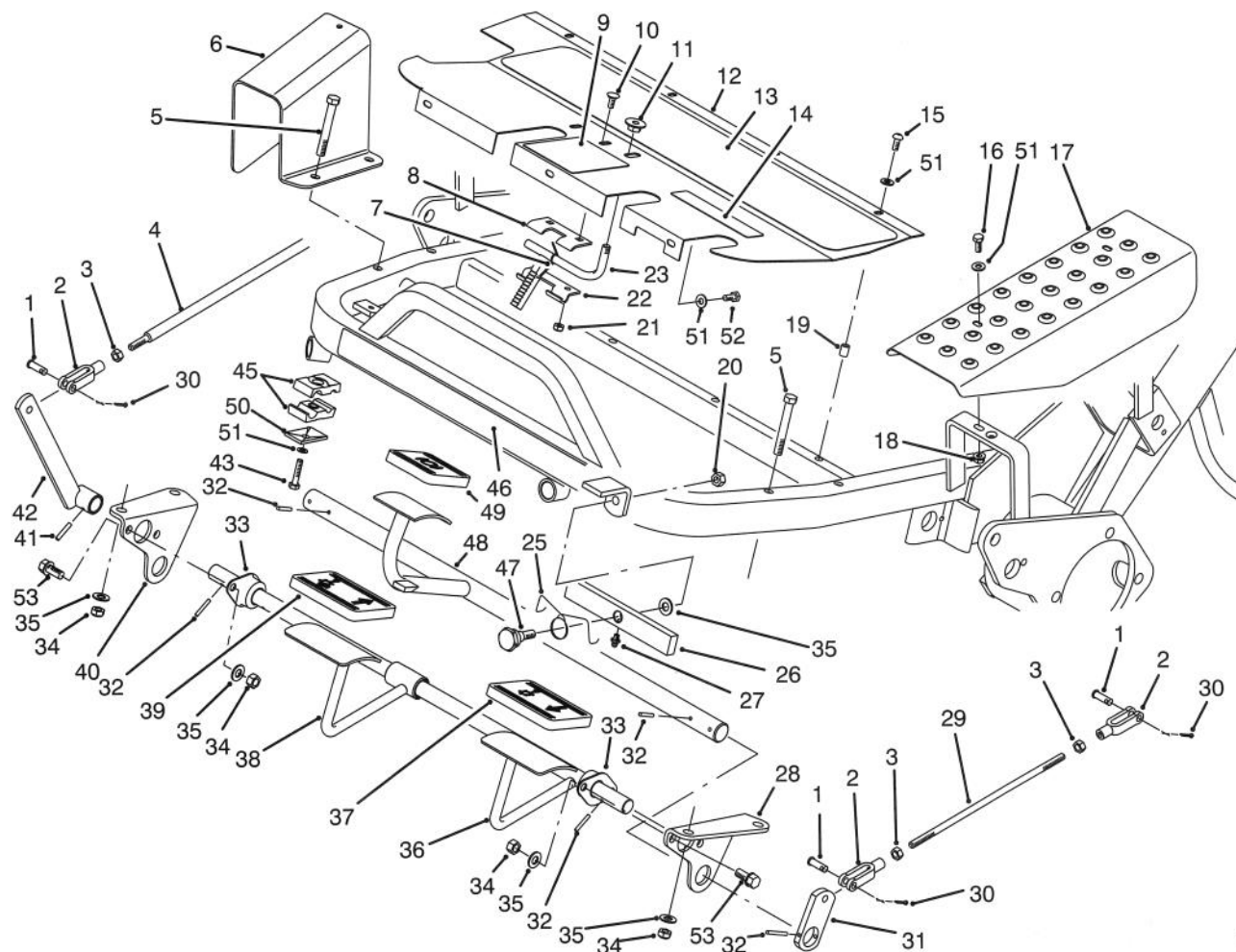




MODEL NO. 04353-50001 & UP

PARTS CATALOG

GREENSMASTER® 3100
TRACTION UNIT



T-1285B

CONTROL PEDAL ASSEMBLY

Ref. No.	Part No.	Description	No. Used
1	283-61	Pin - Clevis	5
2	282-2	Clevis - Adjusting	5
3	3220-2	Nut - Jam	5
4	49-5430	Rod - Control	1
5	323-13	Screw - Cap Hex. Hd.	4
6	49-6110	Guard - Transfer Rod	1
7	10-8140	Spring - Torsion	1
8	10-7880	Hinge - Upper	1
‡9	27-2830	Decal - Parking Brake	1
10	3229-22	Bolt - Carriage	2
11	32141-111	Nut Flange Lock	1
12	83-0640	Plate - Footrest	1
13	49-6120	Pad - Footrest	1
14	93-8075	Decal - Mow/Lift	1
15	3274-31	Screw - Hex. Socket Hd.	4
16	321-4	Screw - Hex. Flange Hd.	2

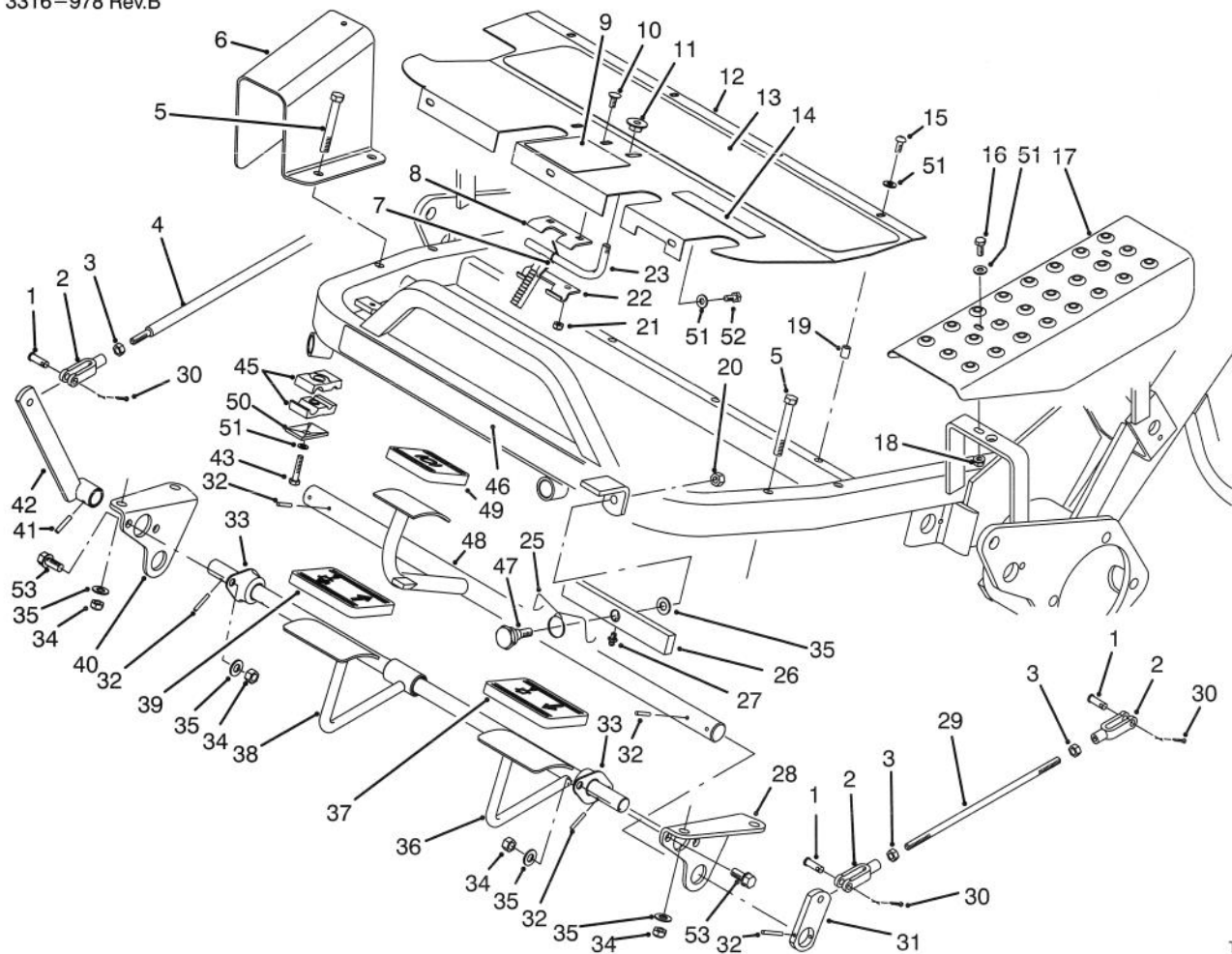
Ref. No.	Part No.	Description	No. Used
17	83-0200	Cover - L.H.	1
18	32128-33	Nut - Flange Lock	2
19	32148-6	Insert - Threaded	8
20	3296-39	Nut - Lock	1
21	3296-16	Nut - Lock	2
22	10-7890	Hinge - Lower	1
23	10-7850	Latch - Parking Brake	1
25	83-0080	Spring - Torsion	1
26	83-0060	Lift - Pivot	1
27	302-5	Fitting - Grease	1
28	88-9640	Lift Pivot Bracket L.H.	1
29	27-2270	Rod - Brake Adjusting	2
30	3272-6	Pin - Cotter	5
31	10-8100	Strap - Brake Shaft	2
32	32121-35	Pin - Roll	8
33	27-2320	Bearing - Flange	2

© The TORO Company - 1994

TPS

‡For different language versions of this part, see International Parts Page.

All Rights Reserved



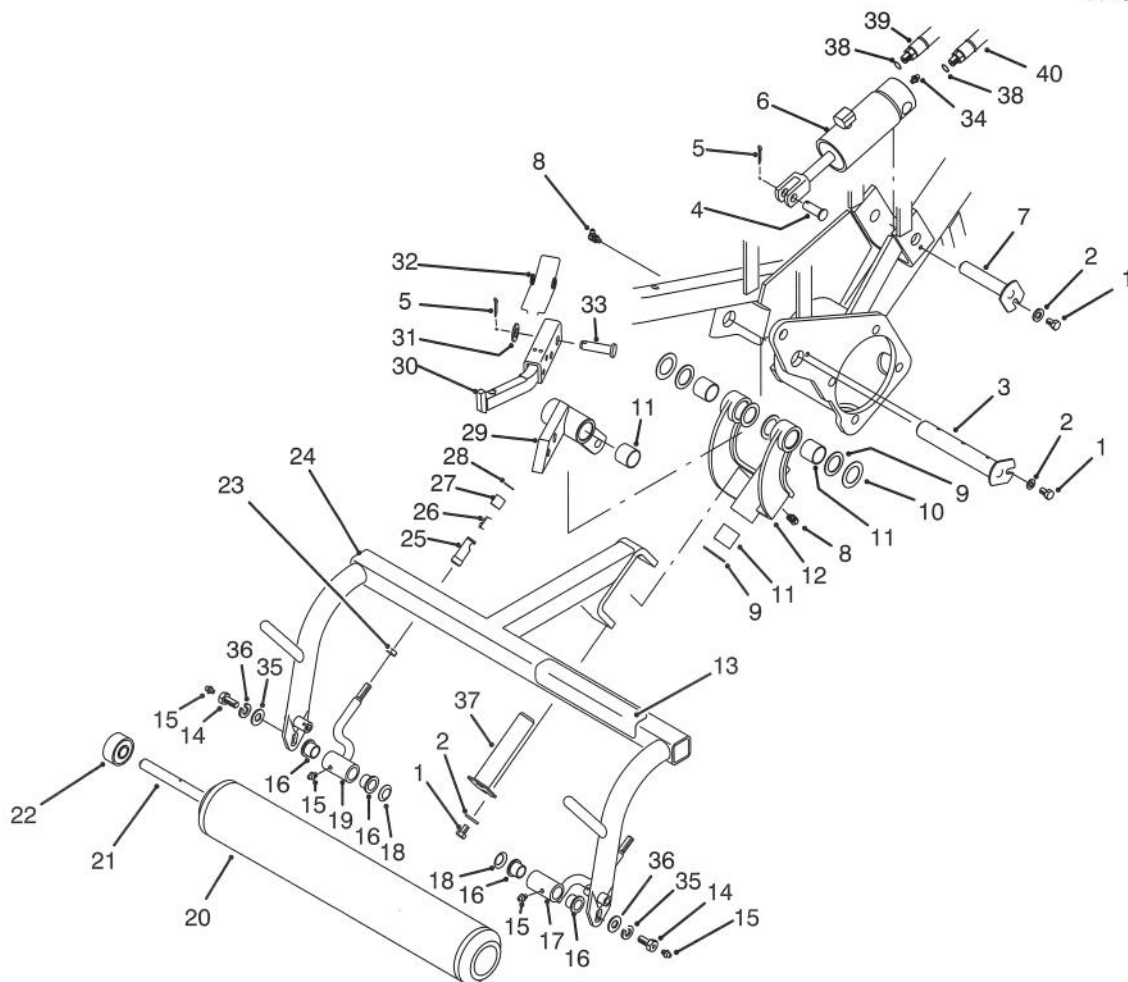
T-1285B

CONTROL PEDAL ASSEMBLY (Continued)

Ref. No.	Part No.	Description	No. Used
34	3296-59	Nut - Lock	8
35	3256-24	Washer - Flat	9
36	88-9660	Shaft - Cutting Control	1
37	93-7631	Pad - Lift	1
38	83-0140	Pedal - Mow	1
39	93-7630	Pad - Mow	1
40	88-9630	Lift Pivot Bracket R.H.	1
41	32121-6	Pin - Roll	1
42	49-6200	Lever - Cutting Control	1
43	321-11	Screw - Cap Hex. Hd.	1
44	3256-22	Washer - Flat	1

Ref. No.	Part No.	Description	No. Used
45	56-7970	Clamp Half - Tube	2
46	88-9620	Decal - Greensmaster 3100	1
47	83-2590	Bolt - Shoulder	1
48	83-0160	Shaft - Brake	1
49	93-7629	Pad - Brake	1
50	69-9760	Plate - Cover	1
51	3256-1	Washer - Flat	9
52	321-3	Screw - Cap Hex. Hd.	3
53	3234-1	Screw - Cap Hex. Hd.	4
*	37-8130	Basket - Grass	3
*	65-8320	Bar - Gauge	1

*Not Illustrated

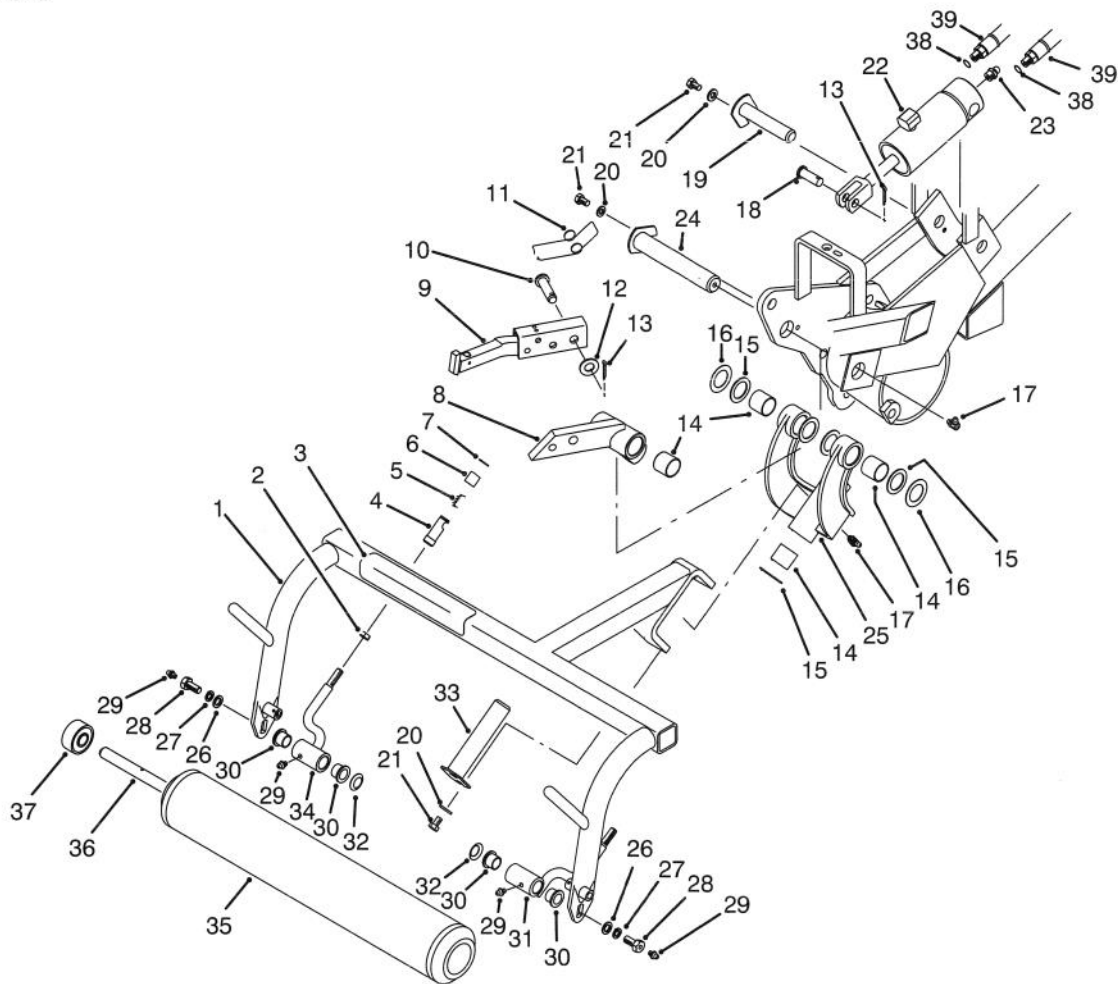


T-1283A

PULL FRAME ASSEMBLY L.H.

Ref. No.	Part No.	Description	No. Used	Ref. No.	Part No.	Description	No. Used
1	322-1	Screw - Cap Hex. Hd.	3	21	21-8470	Shaft - Roller	1
2	3256-23	Washer - Flat	3	22	251-141	Bearing - Ball	2
3	10-6110	Pin - Hinge	1	23	3220-3	Nut - Jam	2
4	283-8	Pin - Clevis	1	24	92-9176	Frame - Pull L.H.	1
5	3272-11	Pin - Cotter	2	25	8-7710	Ball Joint Receiver Assy. (Incl. Ref. #26-28)	2
6	83-2580	Cylinder - Lift	1	26		Spring - Compression	2
7	10-6060	Pin - Lift Cylinder	1	27		Sleeve	2
8	302-60	Fitting - Grease 90°	2	28		Ring - Retaining	2
9	10-8110	Washer - Thrust	6	29	62-2460	Lift Arm Assembly L.H. (Incl. Ref. #11)	1
10	5-1226	Washer - Shim	2	30	62-2390	Bar - Lift L.H.	1
11	3-0348	Bushing - Sleeve	6	31	3256-26	Washer - Flat	1
12	10-7820	Pivot Hinge Assembly (Incl. Ref. #11)	1	32	57-7650	Spring - Torsion	1
‡13	62-5070	Decal - Danger	1	33	63-8750	Pin - Pivot	1
14	11-0160	Roller Shaft Screw Assy. (Incl. Ref. #15)	2	34	302-2	Fitting - Grease Straight	1
15	302-5	Fitting - Grease Straight	4	35	3253-21	Washer - Lock	2
16	3-1506	Bushing - Flange	4	36	3256-24	Washer - Flat	2
17	92-0586	Pull Arm Assembly L.H. (Incl. Ref. #16)	1	37	10-6090	Pin - Pivot	1
18	3290-317	Washer - Wave	2	38	237-78	Seal - O-Ring	2
19	92-0585	Pull Arm Assembly R.H. (Incl. Ref. #16)	1	39	63-3850	Hose - Hydraulic (Incl. Ref. #38)	1
20	52-2720	Roller Assembly (Incl. Ref. #22)	1	40	83-1690	Hose - Hydraulic (Incl. Ref. #38)	1

‡For different language versions of this part, see International Parts Page.

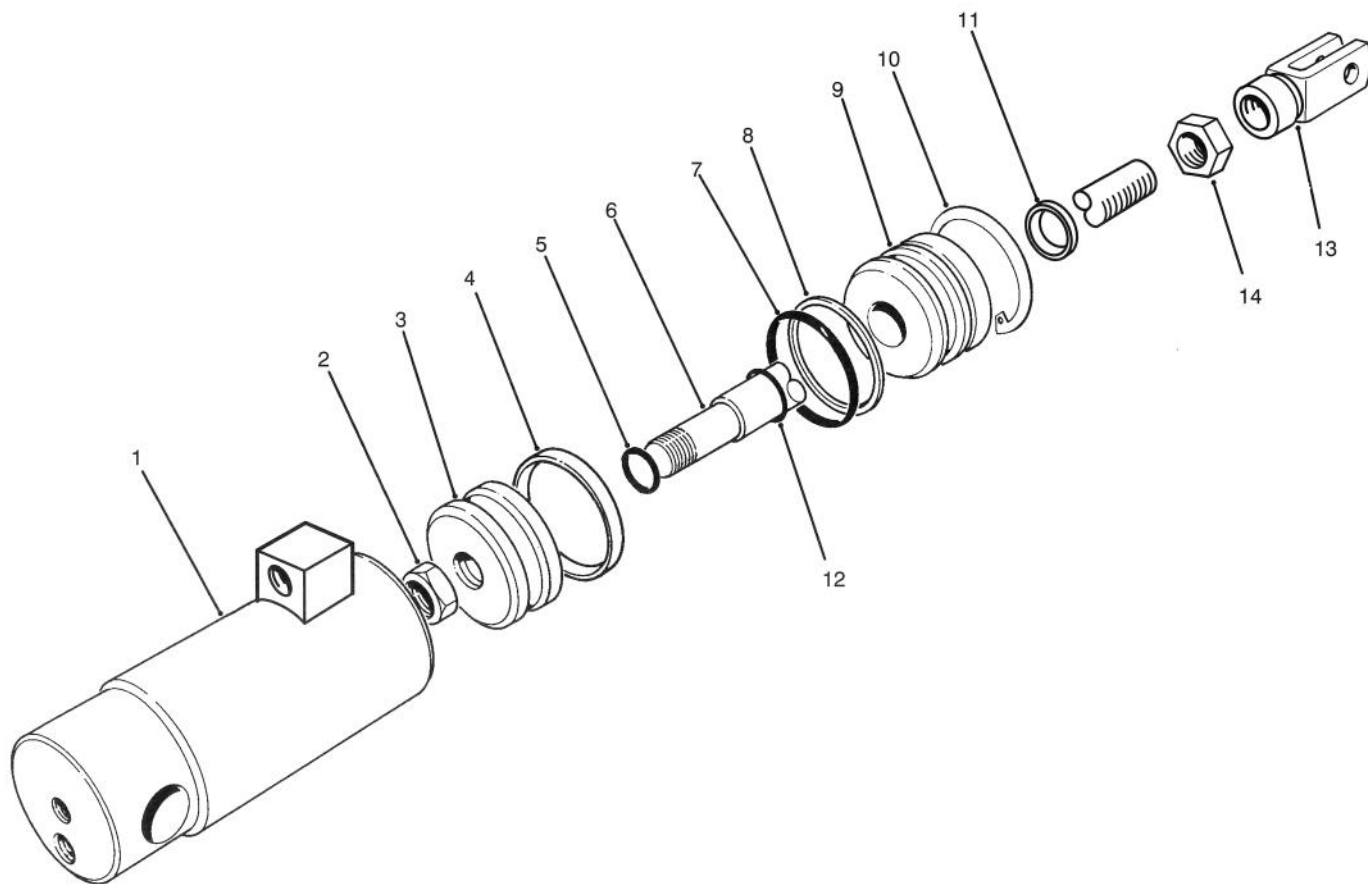


T-1284A

PULL FRAME ASSEMBLY R.H.

Ref. No.	Part No.	Description	No. Used	Ref. No.	Part No.	Description	No. Used
1	92-9177	Frame - Pull R.H.	1	23	302-2	Fitting - Grease	1
2	3220-3	Nut - Jam	2	24	10-6110	Pin - Pivot	1
‡3	62-5070	Decal - Danger	1	25	10-7820	Pivot Hinge Assembly (Incl. Ref. #14)	1
4	8-7710	Ball Joint Receiver Assy. (Incl. Ref. #5-7)	2	26	3256-24	Washer - Flat	2
5		Spring - Compression	2	27	3253-21	Washer - Lock	2
6		Sleeve	2	28	11-0160	Roller Shaft Screw Assy. (Incl. Ref. #29)	2
7		Ring - Retaining	2	29	302-5	Fitting - Grease	4
8	62-2440	Lift Arm Assembly (Incl. Ref. #14)	1	30	3-1506	Bushing - Flange	4
9	62-2420	Bar - Lift	1	31	92-0586	Pull Arm Assembly L.H. (Incl. Ref. #30)	1
10	63-8750	Pin - Pivot	1	32	3290-317	Washer - Wave	2
11	57-7650	Spring - Torsion	1	33	10-6090	Pin - Pivot	1
12	3256-26	Washer - Flat	1	34	92-0585	Pull Arm Assembly R.H. (Incl. Ref. #30)	1
13	3272-11	Pin - Cotter	2	35	52-2720	Roller Assembly (Incl. Ref. #37)	1
14	3-0348	Bushing - Sleeve	6	36	21-8470	Shaft - Roller	1
15	10-8110	Washer - Thrust	6	37	251-141	Bearing - Ball	2
16	5-1226	Washer - Shim	2	38	237-78	Seal - O-Ring	2
17	302-60	Fitting - Grease 90°	2	39	63-3880	Hose - Hydraulic (Incl. Ref. #38)	2
18	283-8	Pin - Clevis	1				
19	10-6060	Pin - Pivot	1				
20	3256-23	Washer - Flat	3				
21	322-1	Screw - Cap Hex. Hd.	3				
22	83-2580	Hydraulic Cylinder Assy.	1				

‡For different language versions of this part, see International Parts Page.



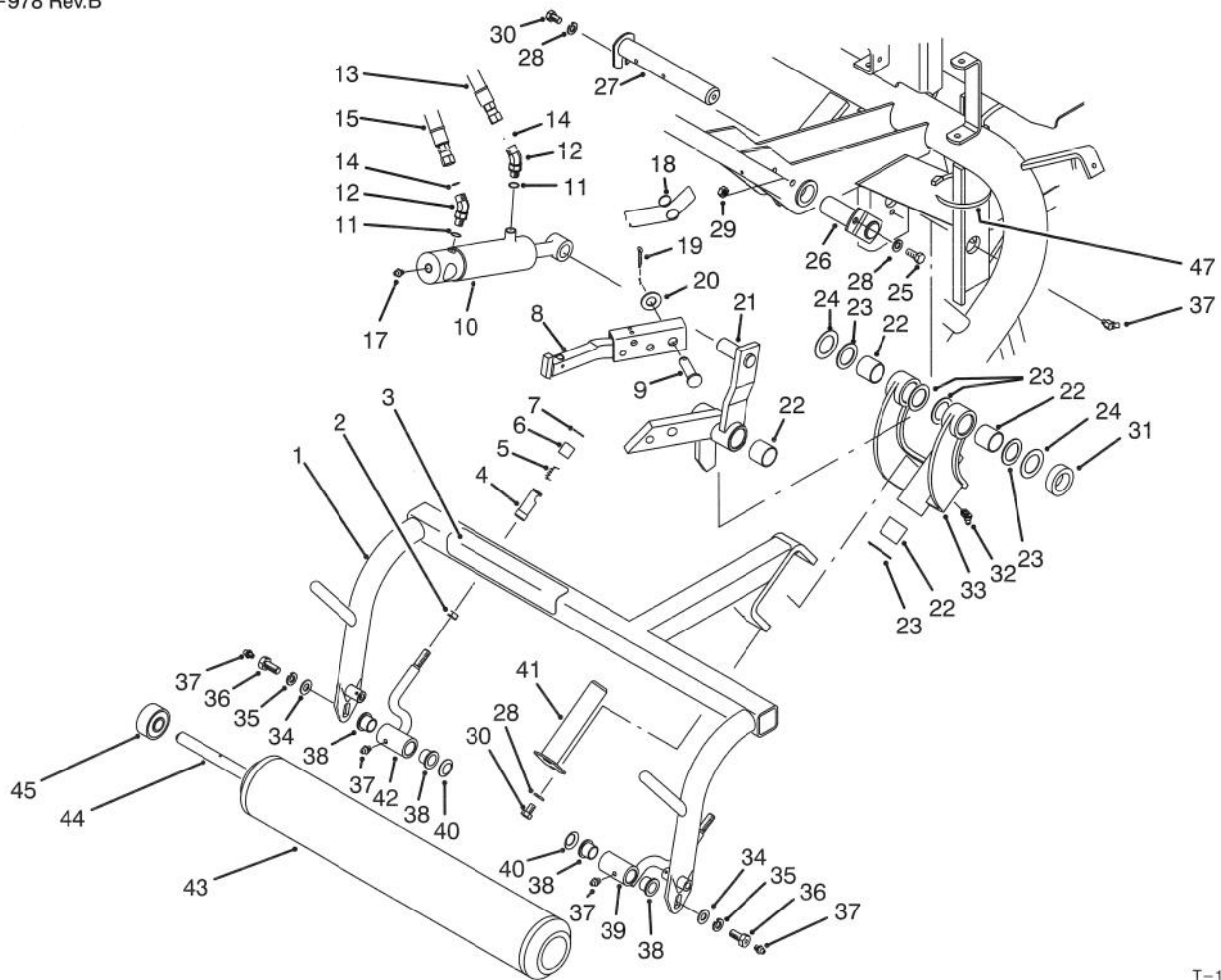
T-1246

HYDRAULIC CYLINDER ASSEMBLY NO. 83-2580

Ref. No.	Part No.	Description	No. Used
1		Barrel	1
2	32152-10	Nut - Lock	1
3	52-1990	Piston	1
4		Uniring	1
5		Seal - O-Ring	1
6	76-1860	Shaft	1
7		Seal - O-Ring	1
8		Washer - Back-Up	1
9	65-4860	Head	1

Ref. No.	Part No.	Description	No. Used
10	32120-8	Ring - Retaining	1
11		Seal - Dust	1
12		Seal - PDF	1
13	76-1850	Clevis	1
14	3220-6	Nut - Jam	1
*	86-5390	Seal Kit (Incl. Ref. #4, 5, 7, 8, 11 & 12)	1

*Not Illustrated



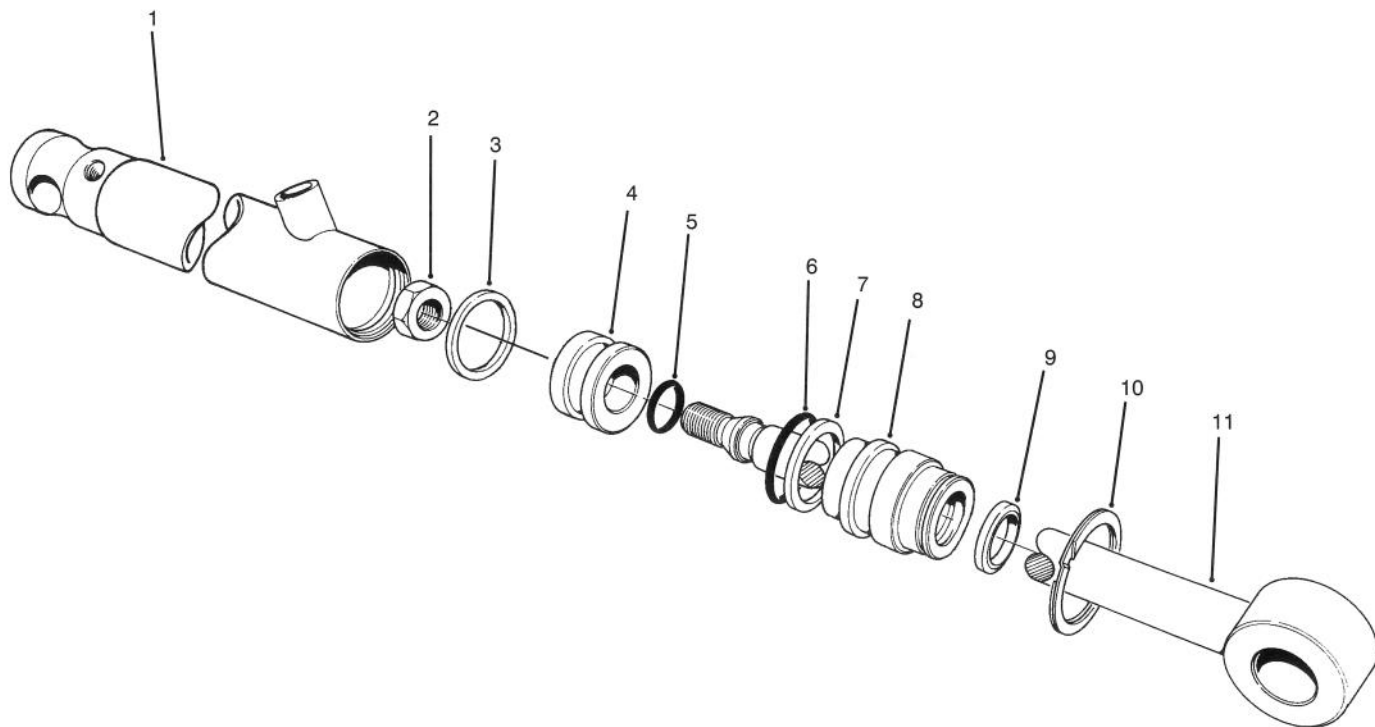
T-1286B

PULL FRAME ASSEMBLY REAR

Ref. No.	Part No.	Description	No. Used
1	92-9177	Frame - Pull Rear	1
2	3220-3	Nut - Jam	2
‡3	62-5070	Decal - Danger	1
4	8-7710	Ball Joint Receiver Assy. (Incl. Ref. 5-7)	2
5		Spring - Compression	2
6		Sleeve	2
7		Ring - Retaining	2
8	62-2420	Bar - Lift	1
9	63-8750	Pin - Pivot	1
10	83-7230	Hydraulic Cylinder Assembly	1
11	237-35	Seal - O-Ring	2
12	340-103	Fitting - Hydraulic 45° (Incl. Ref. #11 & 14)	2
13	83-1680	Hose - Hydraulic	1
14	237-78	Seal - O-Ring	2
15	88-9700	Hose - Hydraulic	1
17	302-2	Fitting - Grease	1
18	57-7650	Spring - Torsion	1
19	3272-11	Pin - Cotter	1
20	3256-26	Washer - Flat	1
21	68-5380	Lift Arm Assembly (Incl. Ref. #22)	1
22	3-0348	Bushing - Sleeve	6
23	10-8110	Washer - Thrust	6
24	5-1226	Washer - Shim	2
25	322-3	Screw - Cap Hex. Hd.	1

Ref. No.	Part No.	Description	No. Used
26	68-5560	Pin - Cylinder Pivot	1
27	27-2550	Pin - Pivot	1
28	3256-23	Washer - Flat	3
29	3296-29	Nut - Lock	1
30	322-1	Screw - Cap Hex. Hd.	2
31	27-2540	Spacer - Hub	1
32	302-60	Fitting - Grease 90°	1
33	10-7820	Pivot Hinge Assembly (Incl. Ref. #22)	1
34	3256-24	Washer - Flat	2
35	3253-21	Washer - Lock	2
36	11-0160	Roller Shaft Screw Assy. (Incl. Ref. #37)	2
37	302-5	Fitting - Grease Straight	5
38	3-1506	Bushing - Flange	4
39	92-0586	Pull Arm Assembly L.H. (Incl. Ref. #38)	1
40	3290-317	Washer - Wave	2
41	10-6090	Pin - Pivot	1
42	92-0585	Pull Arm Assembly R.H. (Incl. Ref. #38)	1
43	52-2720	Roller Assembly (Incl. Ref. #45)	1
44	21-8470	Shaft - Roller	1
45	251-141	Bearing - Ball	2
46	3253-4	Washer - Lock	1
47	3290-379	Tie - Cable	1

‡For different language versions of this part, see International Parts Page



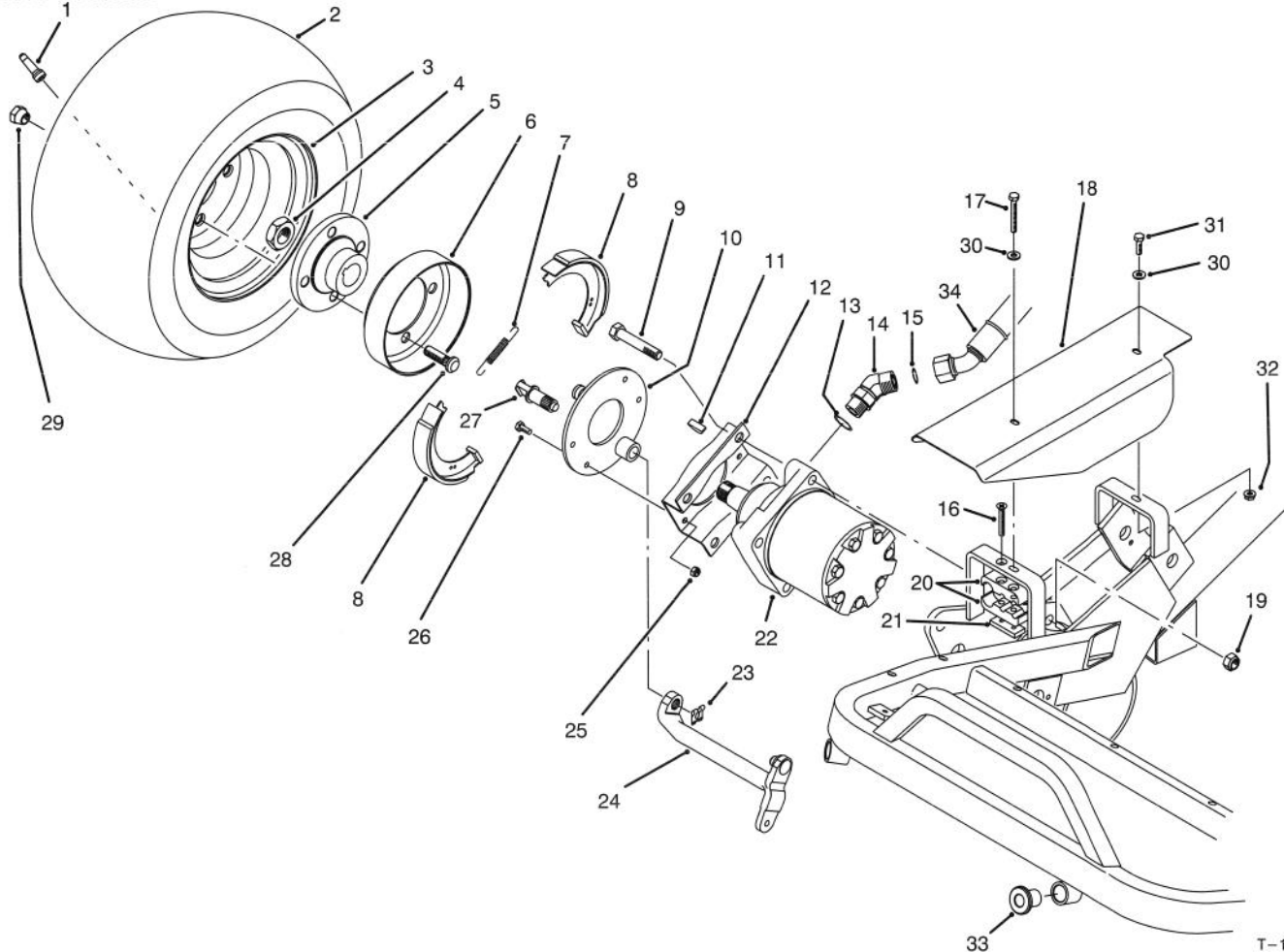
T-0640

HYDRAULIC CYLINDER NO. 83-7230

Ref. No.	Part No.	Description	No. Used
1	70-8130	Barrel	1
2	32152-10	Nut - Hex.	1
3		Uniring	1
4	70-2780	Piston	1
5		Seal - O-Ring	1
6		Seal - O-Ring	1
7		Washer - Back-Up	1

Ref. No.	Part No.	Description	No. Used
8	70-2770	Head	1
9		Seal - Dust	1
10	43-5220	Ring - Retaining	1
11	43-5230	Shaft & Clevis	1
*	86-5360	Repair Kit (Incl. Ref. #3, 5-7 & 9)	1

*Not Illustrated



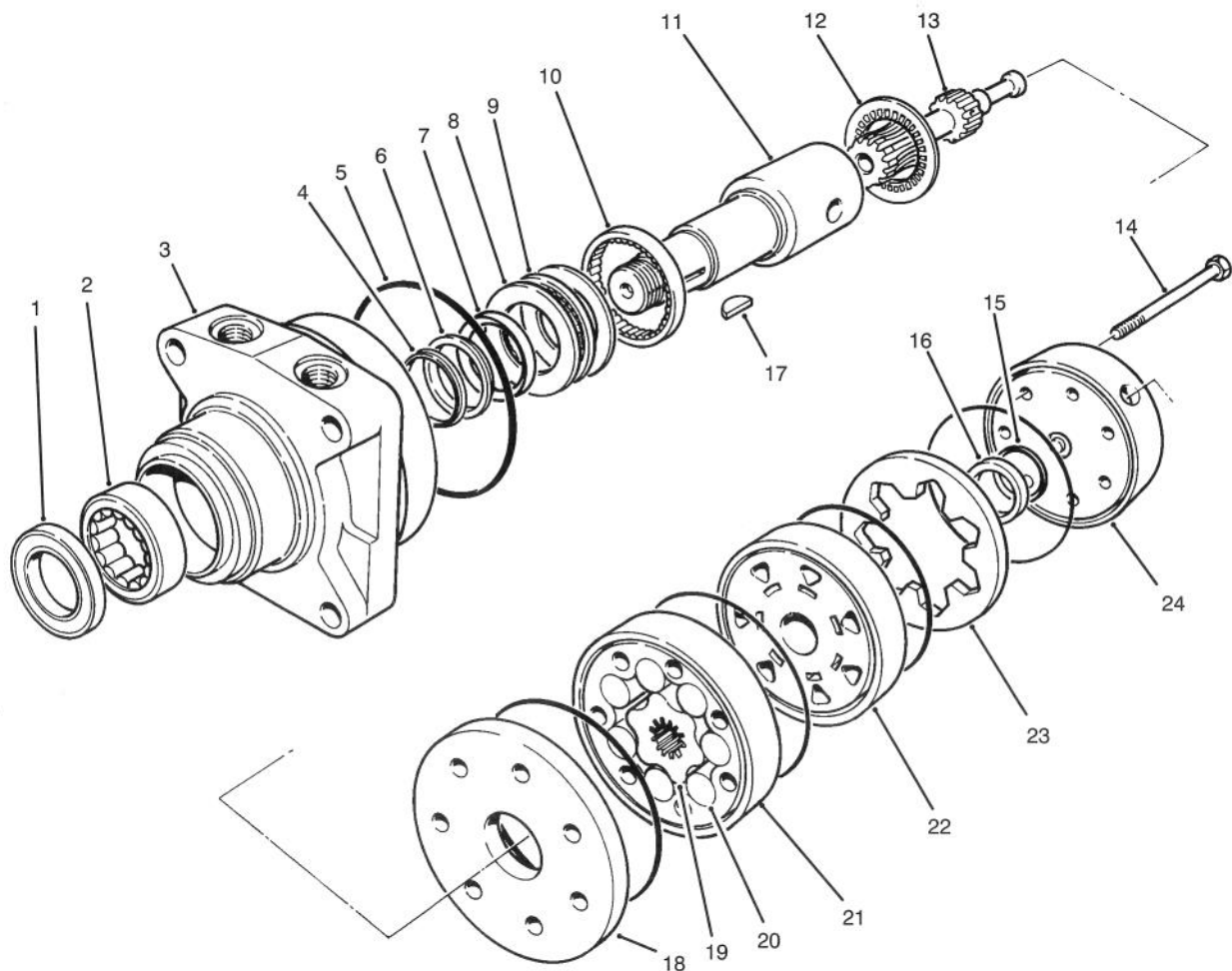
T-1282

FRONT WHEEL & BRAKE ASSEMBLY

Ref. No.	Part No.	Description	No. Used
1	232-24	Stem - Valve	2
2	28-3680	Tire	2
3	217-60	Rim	2
4	26-3790	Nut - Lock	2
5	10-6870	Hub - Wheel	2
6	10-6850	Drum - Brake	2
7	70-9880	Spring - Return	4
8	70-9840	Shoe - Brake	4
9	325-11	Screw - Cap Hex. Hd.	8
10	70-9870	Plate - Backing	2
11	3257-42	Key - Woodruff	2
12	84-2000	Bracket - Brake	2
13	237-80	Seal - O-Ring	4
14	340-14	Fitting - Hydraulic 45° (Incl. Ref. #13 & 15)	4
15	237-65	Seal - O-Ring	4
16	32108-100	Screw - Flat Hd.	1
17	321-11	Screw - Hex. Washer Hd.	1
18	83-0190	Cover - R.H.	1
19	3296-23	Nut - Lock	8
20	57-6140	Clamp Half - Tube	2
21	83-1220	Plate - Clamp	1
22	75-9990	Motor - Hydraulic (Use on Serial #50101-50299)	2

Ref. No.	Part No.	Description	No. Used
22	92-9199	Motor - Hydraulic (Use on Serial #50301 & Up)	2
23	70-9850	Clip - Retaining	2
24	71-1510	Arm - Brake	2
25	3296-42	Nut - Lock	8
26	321-5	Screw - Cap Hex. Hd.	8
27	70-9860	Cam - Brake	2
28	85-6540	Stud - Drive	8
29	242-50	Nut - Lug	8
30	3256-22	Washer - Flat	2
31	321-4	Screw - Cap Hex. Hd.	1
32	32128-33	Nut - Lock	1
33	83-1700	Bushing - Flange	2
34	83-2450	Hose - Hydraulic (Top)	1
*	83-2460	Hose - Hydraulic (Bottom)	1
*	10-6821	Brake Drum Assembly (Incl. Ref. #5, 6 & 28)	2
*	71-1500	Brake Assembly (Incl. Ref. #7, 8, 10, 23 & 27)	2

*Not Illustrated

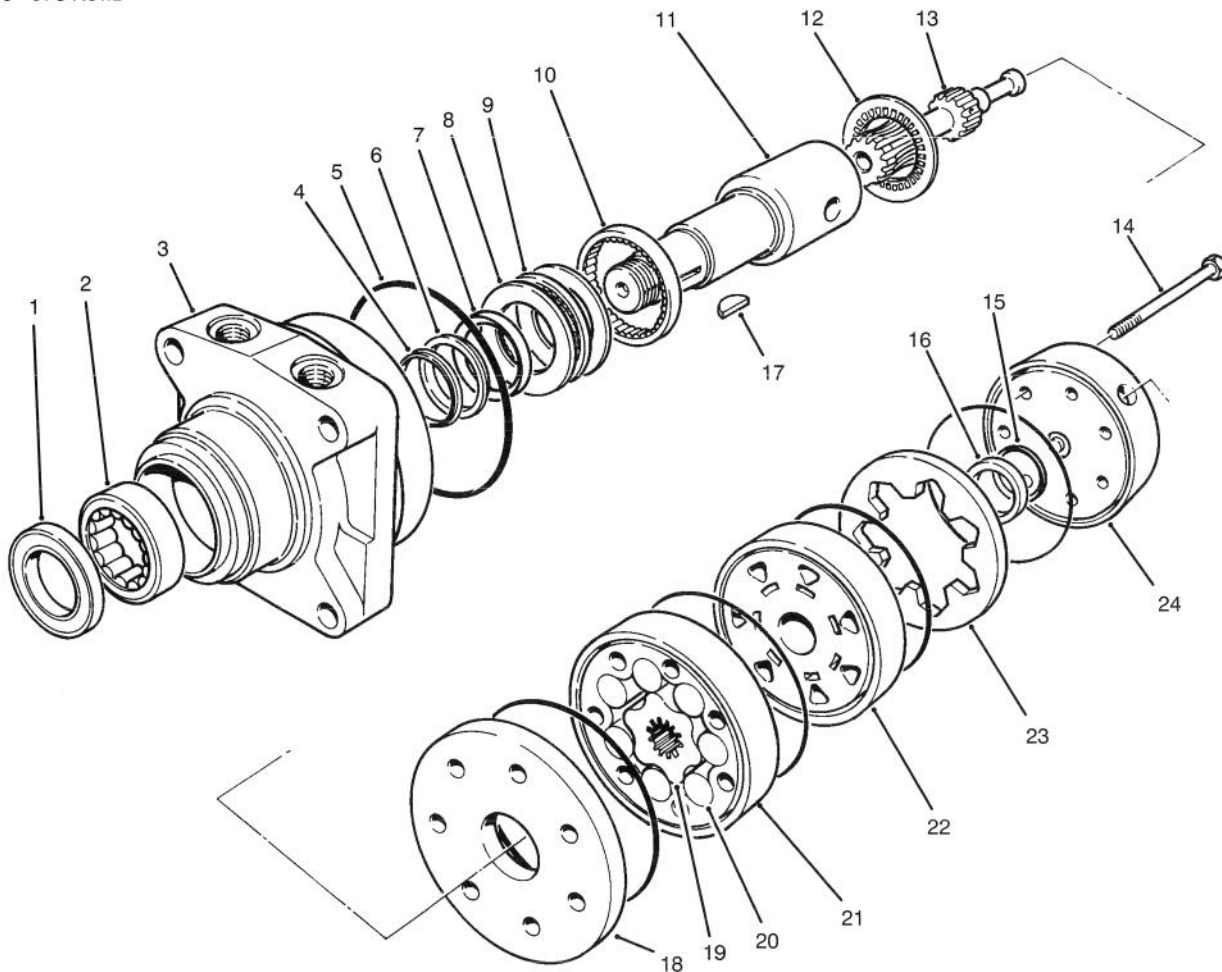


T-0983

HYDRAULIC DRIVE MOTOR ASSEMBLY NO. 75-9990

Ref. No.	Part No.	Description	No. Used	Ref. No.	Part No.	Description	No. Used
1		Seal - Dirt & Water	1	17	3257-42	Key - Woodruff	1
2		Bearing	1	18	76-0870	Plate - Wear	1
3		Housing	1	19		Rotor	1
4		Washer - Back-Up	1	20		Vane	7
5		Ring - Seal	5	21		Stator	1
6		Washer - Back-Up	1	22	76-0840	Manifold	1
7		Seal - Inner	1	23		Ring - Commutator	1
8		Washer - Thrust	2	24	76-0940	End Cover Assembly	1
9		Bearing - Thrust	1	*	76-0970	Rotor Set (Incl. Ref. #19-21)	1
10		Bearing	1	*	76-0880	Commutator Assembly (Incl. Ref. #15, 16 & 23)	1
11	76-0860	Shaft - Coupling	1	*	76-0800	Seal Kit (Incl. Ref. #1, 4-7 & 15)	1
12	76-0850	Bearing - Thrust	1	*	76-0810	Housing Assembly (Incl. Ref. #2, 3 & 8-10)	1
13	76-0960	Link - Drive	7				
14	76-1010	Screw - Cap Hex. Hd.	1				
15		Seal - Commutator	1				
16		Commutator	1				

*Not Illustrated



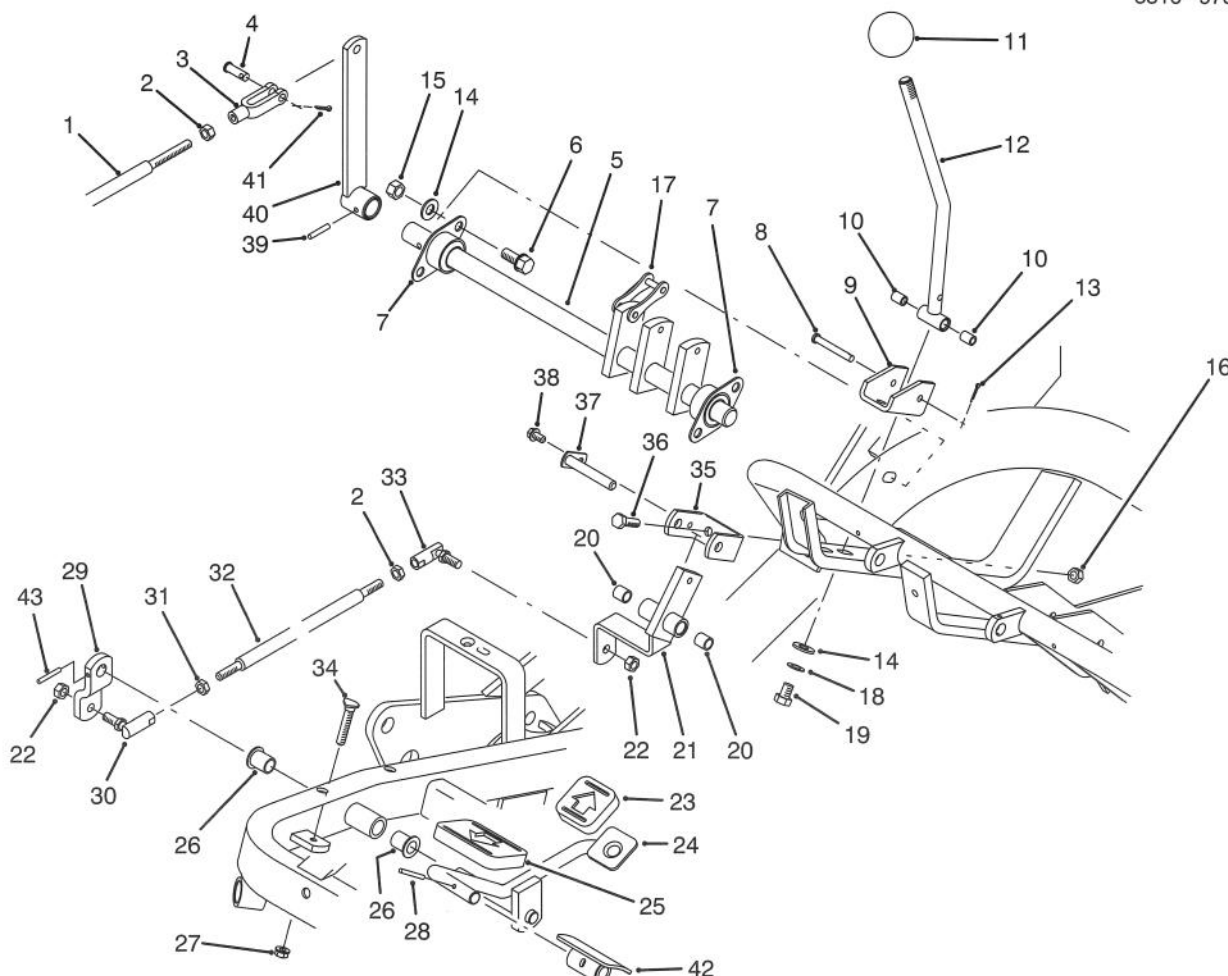
T-0983

HYDRAULIC DRIVE MOTOR ASSEMBLY NO. 92-9199

Ref. No.	Part No.	Description	No. Used
1		Seal - Dirt & Water	1
2		Bearing	1
3		Housing	1
4		Washer - Back-Up	1
5		Ring - Seal	5
6		Washer - Back-Up	1
7		Seal - Inner	1
8		Washer - Thrust	2
9		Bearing - Thrust	1
10		Bearing	1
11	76-0860	Shaft - Coupling	1
12	76-0850	Bearing - Thrust	1
13	92-9761	Link - Drive	7
14	92-9762	Screw - Cap Hex. Hd.	1
15		Seal - Commutator	1
16		Commutator	1

Ref. No.	Part No.	Description	No. Used
17	3257-42	Key - Woodruff	1
18	76-0870	Plate - Wear	1
19		Rotor	1
20		Vane	7
21		Stator	1
22	76-0840	Manifold	1
23		Ring - Commutator	1
24	76-0940	End Cover Assembly	1
*	92-9763	Rotor Set (Incl. Ref. #19-21)	1
*	76-0880	Commutator Assembly (Incl. Ref. #15, 16 & 23)	1
*	76-0800	Seal Kit (Incl. Ref. #1, 4-7 & 15)	1
*	76-0810	Housing Assembly (Incl. Ref. #2, 3 & 8-10)	1

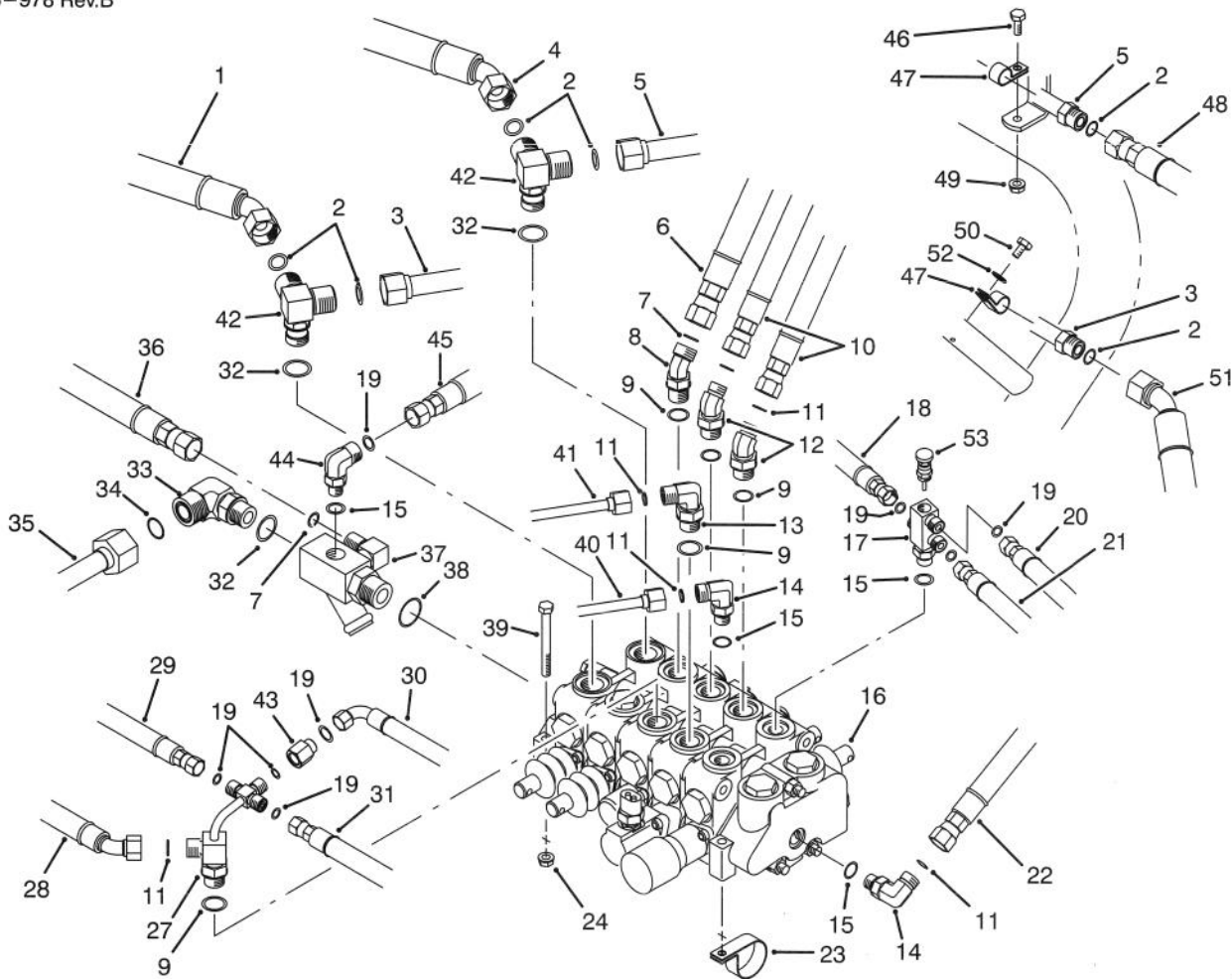
*Not Illustrated



T-1287

TRACTION CONTROLS ASSEMBLY

Ref. No.	Part No.	Description	No. Used	Ref. No.	Part No.	Description	No. Used
1	49-5430	Rod - Control	1	22	3296-4	Nut - Lock	2
2	3220-2	Nut - Jam	2	23	74-9110	Pad - Reverse Pedal	1
3	282-2	Clevis - Rod	1	24	83-0540	Pedal - Traction	1
4	283-61	Pin - Clevis	1	25	74-9100	Pad - Forward Pedal	1
5	44-0870	Shaft - Cam	1	26	256-155	Bushing - Flange	2
6	3234-1	Screw - Hex. Flange Hd.	4	27	32128-20	Nut - Flange Lock	1
7	27-2320	Bearing - Flange	2	28	32121-45	Pin - Roll	1
8	283-57	Pin - Clevis	1	29	83-0630	Arm - Traction Pivot	1
9	49-6220	Bracket - Control Arm	1	30	2411-42	Joint - Ball L.H. Thread	1
10	256-251	Bushing - Sleeve	2	31	3220-20	Nut - Jam L.H. Thread	1
11	233-48	Knob	1	32	83-0580	Rod - Traction Control	1
12	83-0590	Traction Handle Assembly (Incl. Ref. #10)	1	33	2411-43	Joint - Ball R.H. Thread	1
13	3272-4	Pin - Cotter	1	34	77-0480	Screw - Traction Stop	1
14	3256-24	Washer - Flat	6	35	49-6250	Bracket - Traction Pivot	1
15	3296-59	Nut - Lock	4	36	322-5	Screw - Cap Hex. Hd.	2
16	3296-29	Nut - Lock	2	37	49-6290	Shaft - Traction Pivot	1
17	57-6220	Link	5	38	12-3270	Screw - Hex. Washer Hd.	1
18	3254-6	Washer - I.T.L.W.	2	39	32121-6	Pin - Roll	1
19	3211-2	Screw - Cap Hex. Hd.	2	40	47-5320	Lever - Control	1
20	256-2	Bushing - Sleeve	2	41	3272-6	Pin - Cotter	1
21	49-6260	Assy. - Pivot, Traction (Incl. Ref. #20)	1	42	49-6440	Pedal - Forward	1
				43	32121-51	Pin - Roll	1

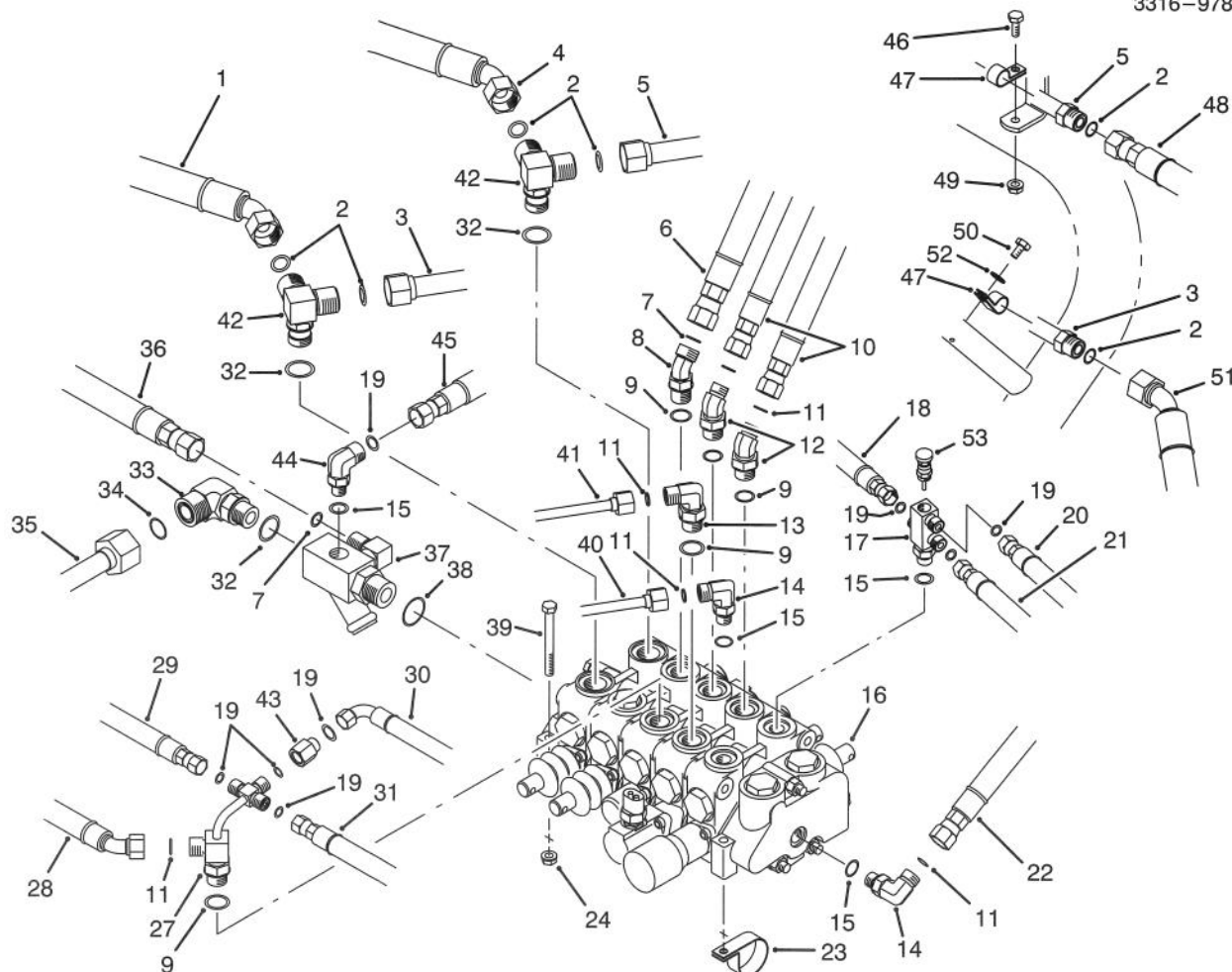


T-1294

CONTROL VALVE INSTALLATION ASSEMBLY

Ref. No.	Part No.	Description	No. Used
1	83-2450	Hose - Hydraulic	1
2	237-65	Seal - O-Ring	6
3	70-7130	Tube Assy. (Incl. Ref. #2)	1
4	83-2460	Hose - Hydraulic	1
5	83-1200	Tube Assy. (incl. Ref. #2)	1
6	83-1180	Hose - Hydraulic	1
7	237-30	Seal - O-Ring	2
8	340-101	Fitting - Hydraulic 45° (Incl. Ref. #7 & 9)	1
9	237-79	Seal - O-Ring	4
10	83-1190	Hose - Hydraulic	2
11	237-22	Seal - O-Ring	6
12	340-138	Fitting - Hydraulic 45° (Incl. Ref. #9 & 11)	2
13	340-18	Fitting - Hydraulic 90° (Incl. Ref. #9 & 11)	1
14	340-77	Fitting - Hydraulic 90° (Incl. Ref. #11 & 15)	2
15	237-42	Seal - O-Ring	4
16	84-2203	Control Valve Assembly	1
17	92-0587	Fitting - Valve Body (Incl. Ref. #15 & 19)	1
18	63-3880	Hose - Hydraulic	1
19	237-21	Seal - O-Ring	6
20	88-9700	Hose - Hydraulic	1
21	83-1690	Hose - Hydraulic	1

Ref. No.	Part No.	Description	No. Used
22	83-1170	Hose - Hydraulic	1
23	304-61	Clamp - R	1
24	32128-20	Nut - Flange Lock	3
27	83-1670	Fitting - Special (Incl. Ref. #9, 11 & 19)	1
28	74-3830	Hose - Hydraulic	1
29	63-3880	Hose - Hydraulic	1
30	83-1680	Hose - Hydraulic	1
31	63-3850	Hose - Hydraulic	1
32	237-80	Seal - O-Ring	3
33	340-16	Fitting - Hydraulic 90° (Incl. Ref. #32 & 34)	1
34	237-58	Seal - O-Ring	1
35	63-4040	Tube - Hydraulic	1
36	63-3840	Hose - Hydraulic	1
37	68-5260	Fitting - Manifold Tee (Incl. Ref. #7 & 38)	1
38	237-81	Seal - O-Ring	1
39	322-14	Screw - Cap Hex. Hd.	3
40	63-4020	Tube - Hydraulic	1
41	63-4030	Tube - Hydraulic	1
42	63-4050	Fitting - Tee (Incl. Ref. #2 & 32)	2
43	71-0990	Orifice (Incl. Ref. #19)	1
44	340-137	Fitting - Hydraulic 45° (Incl. Ref. #15 & 19)	1



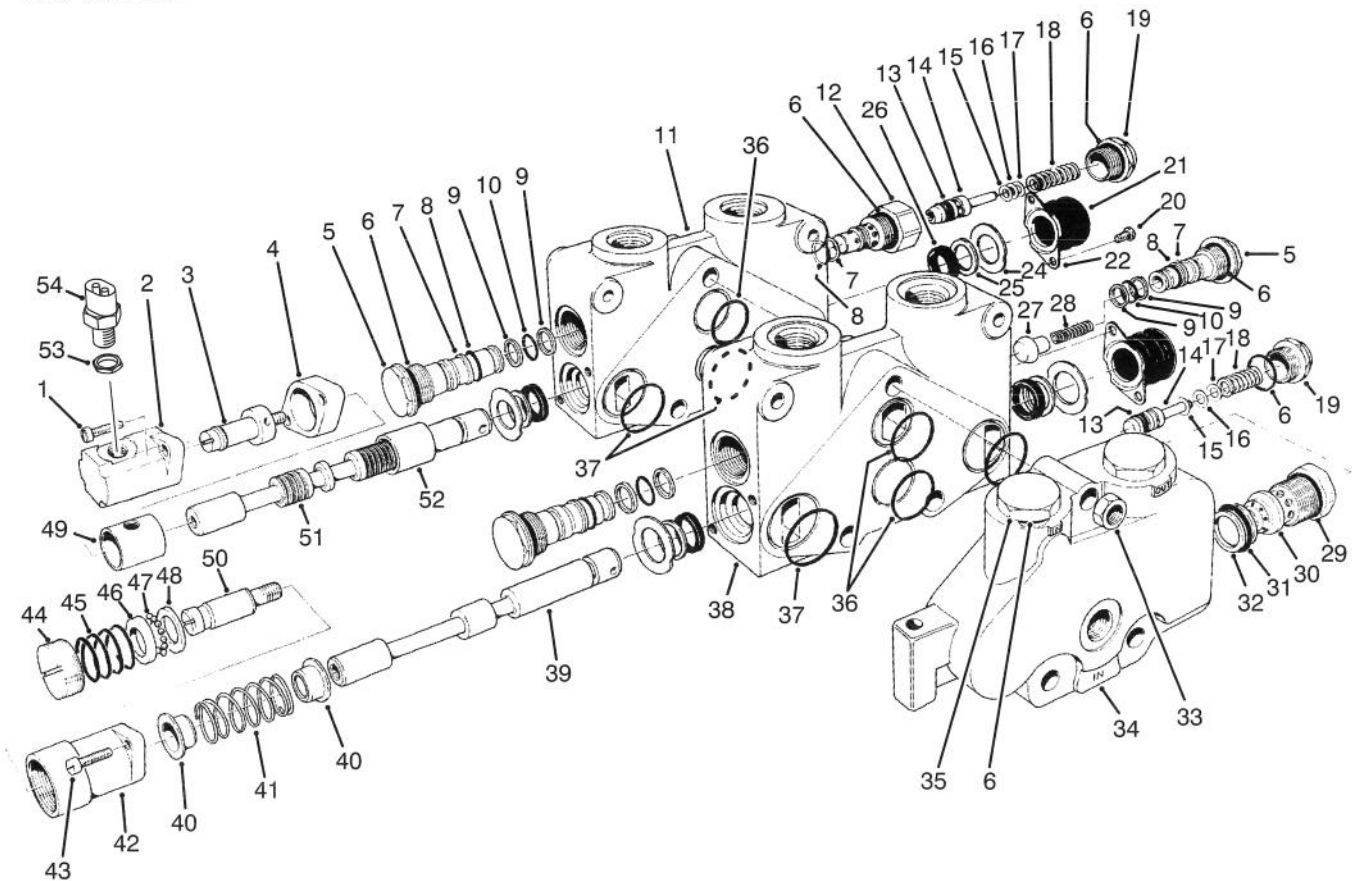
T-1294

CONTROL VALVE INSTALLATION ASSEMBLY (Continued)

Ref. No.	Part No.	Description	No. Used
45	83-1350	Hose - Hydraulic	1
46	3234-4	Screw - Cap Hex. Hd.	1
47	2412-41	Clamp-R	2
48	70-7150	Hose - Hydraulic	1
49	3296-16	Nut - Lock	1
50	12-3270	Screw - Thread Forming	1

Ref. No.	Part No.	Description	No. Used
51	70-8610	Hose - Hydraulic	1
52	3256-22	Washer - Flat	1
53	92-0588	Valve - Needle	1
*	88-9500	Needle Valve Assembly (Incl. Ref. #15, 17, 19 & 53)	1

*Not Illustrated

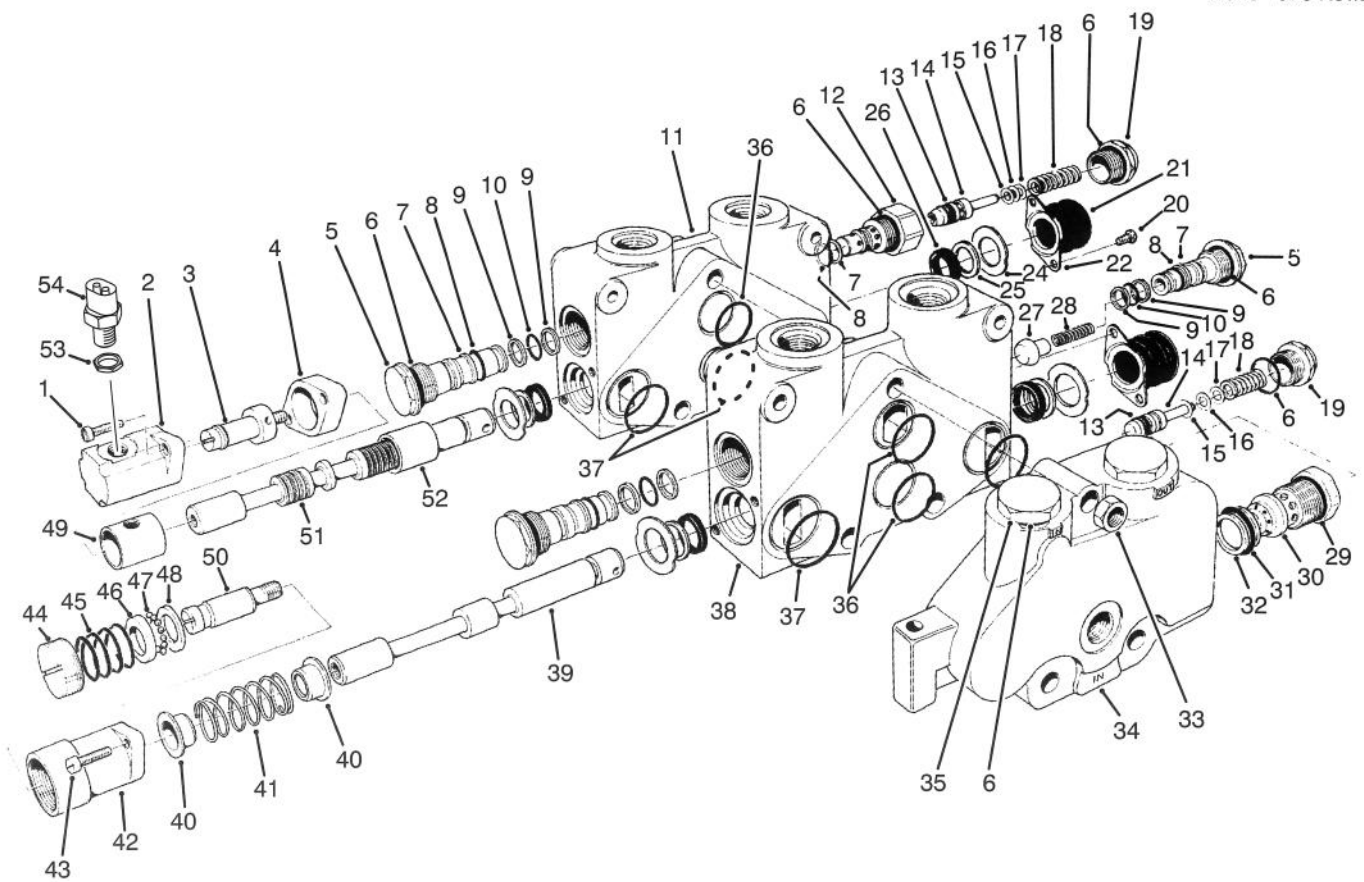


T-1318A

CONTROL VALVE ASSY. NO. 84-2203 (Sections 1 & 2)

Ref. No.	Part No.	Description	No. Used	Ref. No.	Part No.	Description	No. Used
1	3274-70	Screw - Hex, Socket Hd.	2	25	92-2546	Wiper - Seal	4
2	353-727	Bonnet	1	26	353-957	Seal - Lip	4
3	353-729	Spud - Detent	1	27	353-301	Poppet	1
4	353-733	Spacer - Bonnet	1	28	353-304	Spring	1
5	353-481	Plug - Load Check (Incl. Ref. #6-10)	3	29	353-331	O-Ring	1
6	237-54	O-Ring	8	30	353-760	Body Relief	1
7	353-306	Ring - Backup	4	31	353-758	Seal - O-Ring	1
8	353-305	O-Ring	4	32	353-952	Ring - Backup	1
9	353-303	Ring - Backup	6	33	3217-7	Nut - Hex	3
10	353-302	O-Ring	3	34	353-772	Left End Cover	1
11		Housing V20T	1	35	353-721	Plug (Incl. Ref. #6)	2
12	353-851	Body - Relief CP-RC Mod.	1	†36		O-Ring	3
13	353-392	Seal - Relief Poppet PTFE	2	†37		O-Ring	4
14	353-531	Poppet Assy. (Incl. Ref. #13)	2	†38		Housing Section #1	1
15	353-328	Washer - Shim	A/R	†39		Spool V20 SPL	1
16	353-329	Washer - Shim	A/R	40	353-417	Collar Spring	2
17	353-330	Washer - Shim	A/R	41	92-3058	Spring - Centering	1
18	353-855	Spring	2	42	353-754	Bonnet - R. Detent	1
19	353-334	Cap - Relief	2	43	3274-15	Screw - Fillister Hd.	2
20	3274-52	Screw - Hex, Socket Hd.	4	44	353-763	Cap - Adjustment	1
21	353-575	Boot - Dust Cap	2	45	353-579	Spring	1
22	93-3651	Retainer - Boot	2	46	42-2680	Race R. Detent	1
24	92-2547	Plate - Seal Retainer	4	47	52-5880	Ball - Steel	12
				48	354-29	Plate - Thrust	1

†Parts Available as Assemblies Listed as (*Not Illustrated) on Following Page



T-1318A

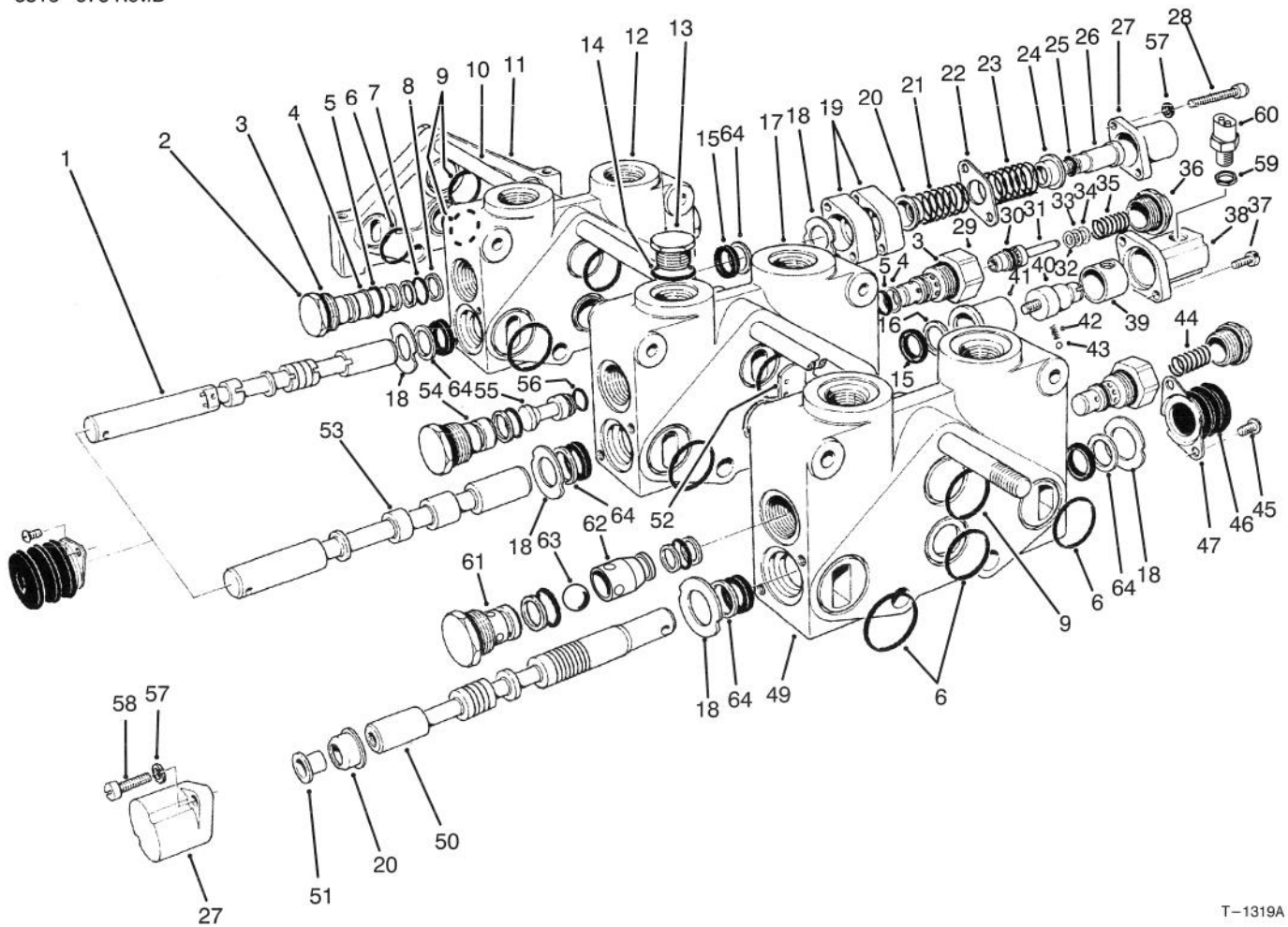
CONTROL VALVE ASSEMBLY NO. 84-2203 (Sections 1 And 2) (Continued)

Ref. No.	Part No.	Description	No. Used
49	353-728	Sleeve	1
50	353-762	Spud - Detent Out (Incl. Ref. #44)	1
†51		Spool V20 3 Way F.F.	1
52	353-732	Sleeve - Detent	1
53	38-0410	Nut - Hex.	1
54	83-1890	Switch - Ball	1
*	353-766	Relief WH (2000) PSI Assy. (Incl. Ref. #6,13-19 & 29-32)	1
*	353-768	Section #1 Complete	1
*	353-837	Section #2 Complete	1
*	353-780	Positioner - R. Detent (Out) (Incl. Ref. #3 & 40-49)	1

Ref. No.	Part No.	Description	No. Used
*	353-839	Positioner - DI (SPL) Assy. (Incl. Ref. #1, 3-5, 50 & 52)	1
*	353-642	Relief - RC Mod. (Incl. Ref. #6-8 & 12-19)	2
*	93-3652	Boot - Spool Assembly (Incl. Ref. #20-22)	2
*	353-835	Seals - Section Set (Incl. Ref. #36 & 37)	1
*	92-2548	Seals - Spool (Single End Set) (Incl. Ref. #24-26)	1
*	92-2545	Seals - Spool (Entire Valve Set)	1

*Not Illustrated

†Parts Available as Assemblies Listed as (*Not Illustrated) on This Page



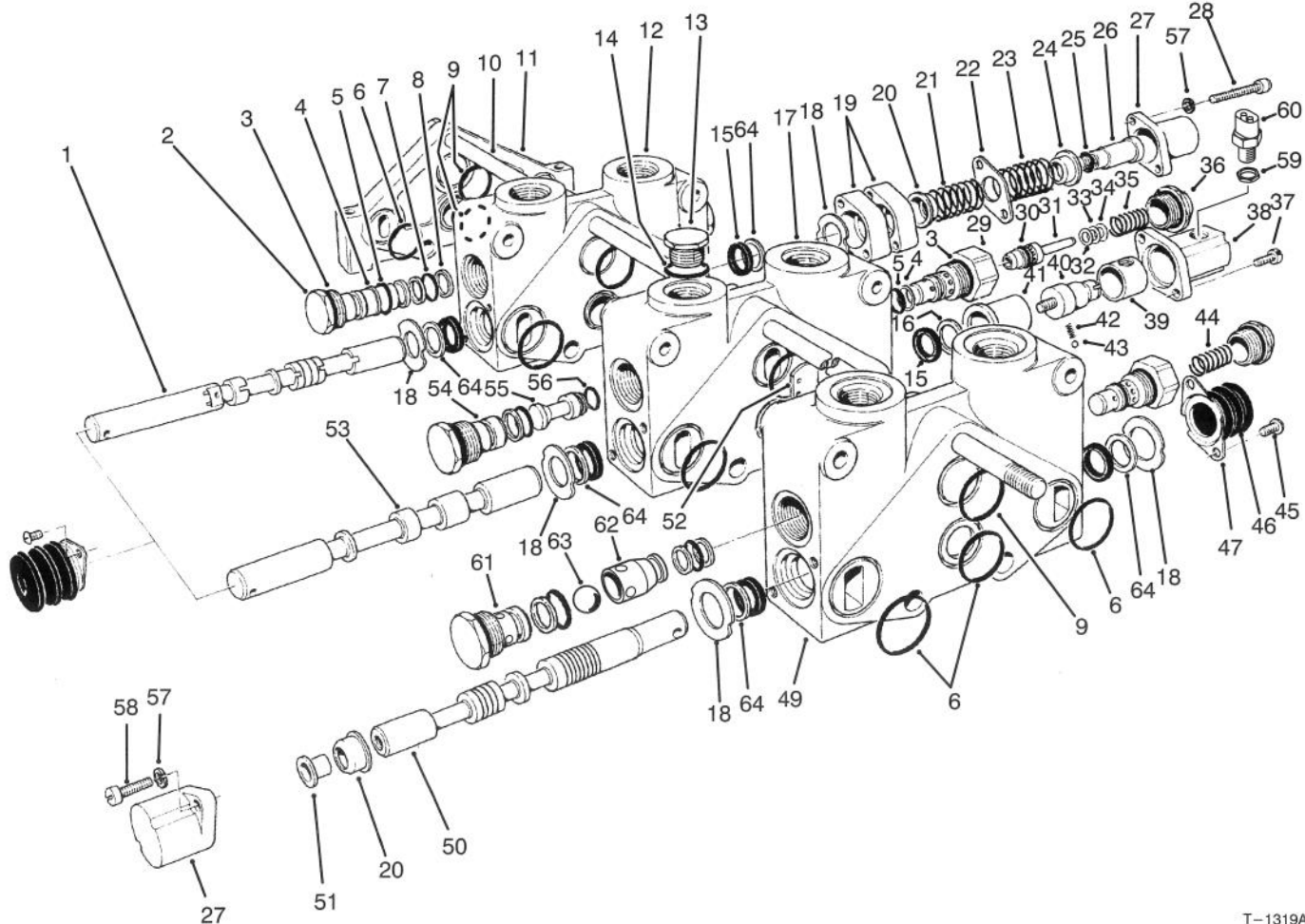
T-1319A

CONTROL VALVE ASSY. NO. 84-2203 (Sections 3 Thru 5)

Ref. No.	Part No.	Description	No. Used
†1		Spool #5	1
2	353-481	Plug - Load Check (Incl. Ref. #3-5 & 7-8)	3
3	237-54	O-Ring	6
4	353-306	Ring - Backup	5
5	353-305	O-Ring	5
†6		O-Ring	11
7	353-302	O-Ring	3
8	353-303	Ring - Backup	6
†9		O-Ring	5
10	353-853	Bolt - Hex Hd.	3
11	353-668	Plate - Cap, Cover RH	1
12		Housing V20 #5	1
13	353-550	Plug Assembly (Incl. Ref. #14)	1
14	353-848	O-Ring	1
15	353-957	Seal - Lip	6
16	353-958	Ring - Backup	1
†17		Housing V20 #4	1
18	92-2547	Plate - Seal Retainer	5
19	353-733	Spacer - Bonnet	2
20	353-417	Collar Spring	2
21	353-831	Spring	1
22	353-529	Plate Seal	1
23	92-3148	Spring	1

Ref. No.	Part No.	Description	No. Used
24	353-808	Collar - Spring	1
25	353-830	O-Ring	1
26	353-829	Collar Spool	1
27	354-26	Bonnet	2
28	354-28	Screw - Hex, Socket Hd.	2
29	353-851	Body - Relief CP-RC Mod.	2
30	353-392	Seal - Relief Poppet PTFE	2
31	353-531	Poppet Assembly (Incl. Ref. #30)	2
32	353-328	Washer - Shim	A/R
33	353-329	Washer - Shim	A/R
34	353-330	Washer - Shim	A/R
35	353-398	Spring	1
36	353-334	Cap - Relief	2
37	52-5900	Screw - Fillister Hd.	4
38	353-847	Bonnet (SPL)	1
39	353-849	Sleeve	1
40	353-846	Spud - DI (SPL)	1
41	353-845	Sleeve - Detent	1
42	353-730	Spring	1
43	353-731	Ball	1
44	353-855	Spring	1
45	3274-52	Screw - Hex. Socket Hd.	6
46	353-575	Boot - Dust Cap	3
47	93-3651	Retainer - Boot	3

†Parts Available as Assemblies Listed as (*Not Illustrated) on Following Page



T-1319A

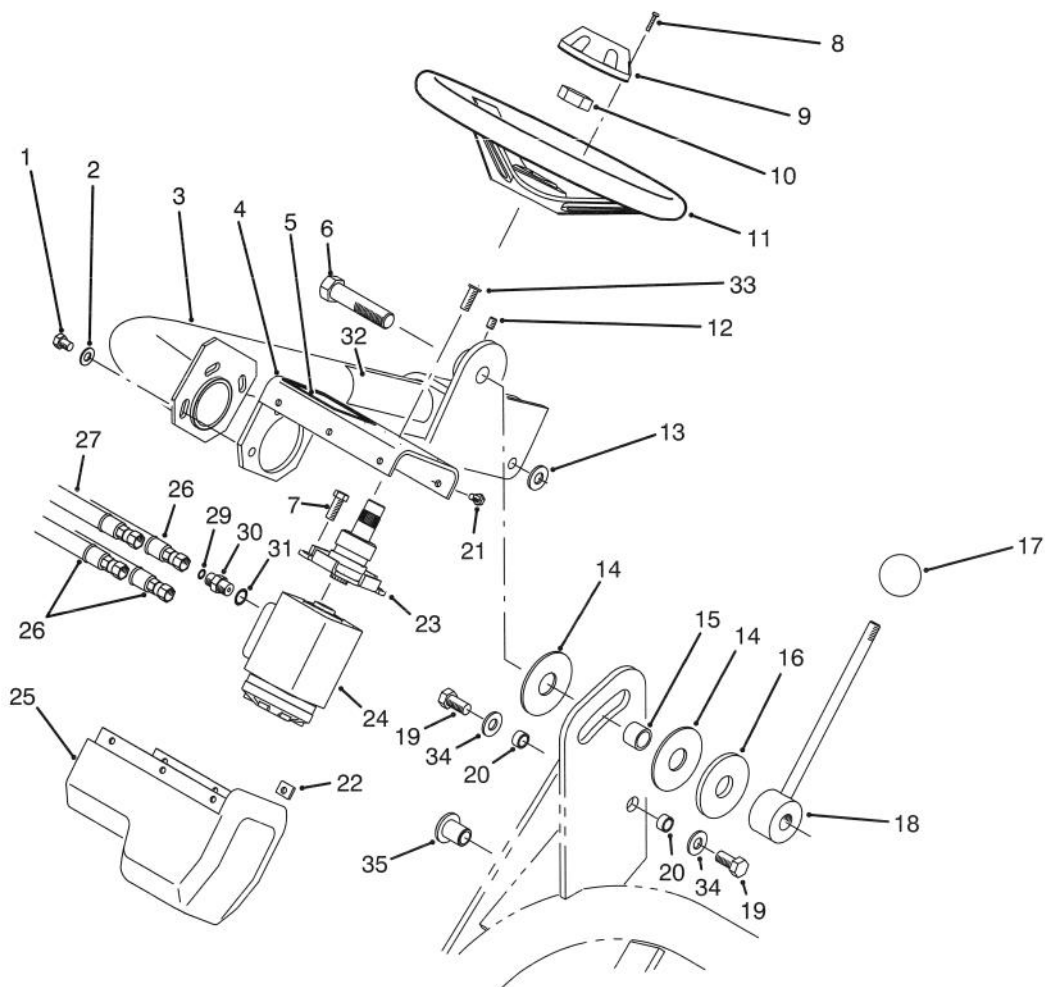
CONTROL VALVE ASSEMBLY NO. 84-2203 (Sections 3 Thru 5) (Continued)

Ref. No.	Part No.	Description	No. Used
49		Housing V20 #2	1
†50		Spool V20 3 Way F.F.	1
51	52-5860	Collar - Spool	1
52	354-122	Disc - Seal	1
†53		Spool #4	1
54	353-953	Plug Assembly	1
55	353-844	Plus Series (Incl. Ref. #56)	1
56	353-850	O-Ring	1
57	3253-3	Washer - Lock	4
58	3274-84	Screw - Cap, Hex. Hd.	4
59	38-0410	Nut - Hex.	1
60	83-1890	Switch - Ball	1
61	353-483	Body - Anticavitation	1
62	353-484	Retainer - Ball	1
63	353-737	Ball	1
64	92-2546	Wiper - Seal	5
*	354-129	Anticavitation Check Assy. (Incl. Ref. #3, 4, 5, 7, 8 & 61-63)	1
*	353-835	Seals - Section Set (Incl. Ref. #6 & 9)	1
*	93-3652	Boot - Spool Assembly (Incl. Ref. #45-47)	3
*	354-131	Section #3 Assembly	

Ref. No.	Part No.	Description	No. Used
		(Complete)	1
*	354-25	Section #4 Assembly (Complete)	1
*	93-1386	Section #5 Assembly (Complete)	1
*	353-841	Position - Spool Assembly (Incl. Ref. #20 27 37 & 51)	1
*	353-840	Position - DI (SP) Assy. (Incl. Ref. #37-43)	1
*	353-642	Relief - RC Mod. Assembly (Incl. Ref. #3-5 & 29-36)	1
*	353-833	Positioner Assembly (Incl. Ref. #19-28)	1
*	84-2203	Control Valve Assembly Complete	1
*	92-2548	Seals - Spool (End Set) (Incl. Ref. #15, 18 & 64)	1
*	92-2549	Seals - Spool (End Set #4 Rear Only) (Incl. Ref. #15, 16 & 18)	1
*	92-2545	Seals - Spool (Entire Valve Set)	1

*Not Illustrated

†Parts Available as Assemblies Listed as (*Not Illustrated) on This Page

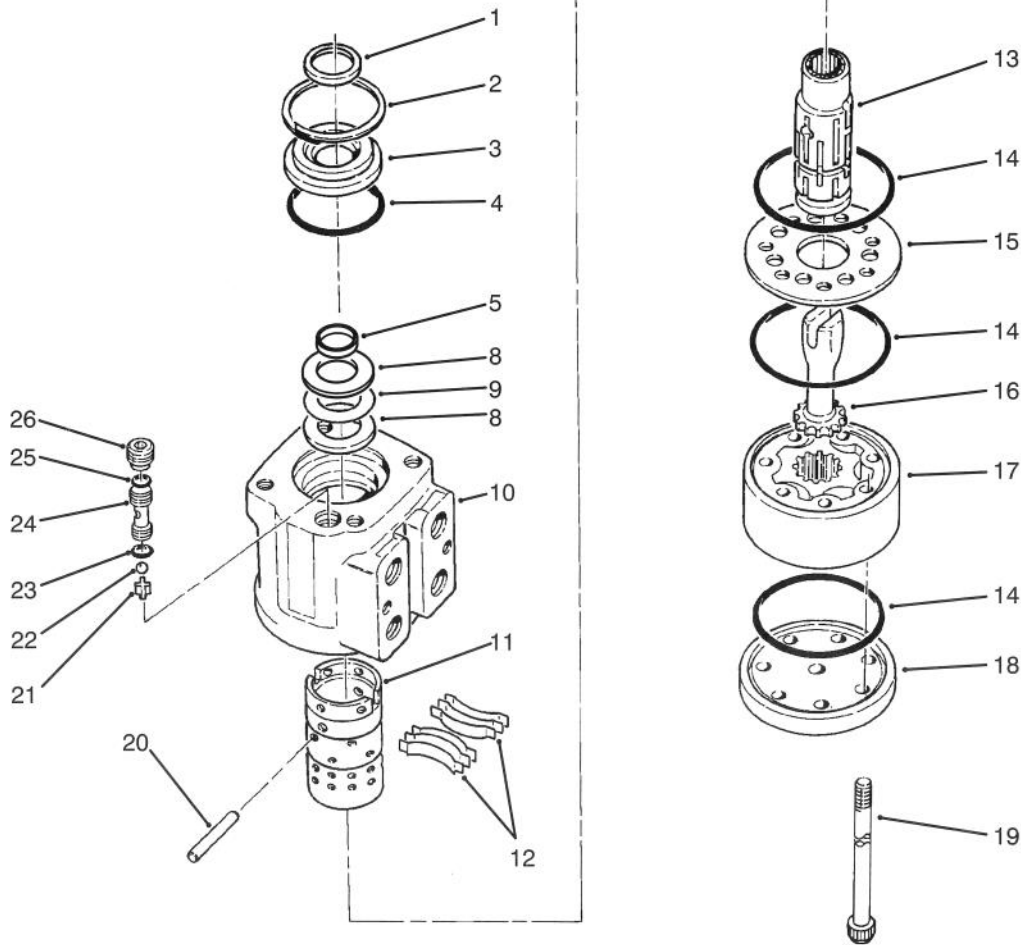


T-1291A

STEERING ARM ASSEMBLY

Ref. No.	Part No.	Description	No. Used	Ref. No.	Part No.	Description	No. Used
1	3274-80	Screw - Cap Hex. Hd.	3	19	325-4	Screw - Cap Hex. Hd.	2
2	3256-80	Washer - Flat	3	20	47-2890	Bushing - Sleeve	2
3	83-0650	Arm - Steering	1	21	3274-39	Screw - Cap Hex. Hd.	6
4	83-0780	Support - Steering Valve	1	22	3290-277	Nut - Speed	6
‡5	83-1790	Decal - Warning	1	23	83-1420	Column - Steering	1
6	83-0750	Screw - Cap Hex. Hd. L.H.	1	24	92-8690	Steering - Valve Assembly	1
7	323-4	Screw - Cap Hex. Hd.	2	25	83-0810	Cover - Steering Valve	1
8	32144-21	Screw - Round Hd.	2	26	83-1350	Hose - Hydraulic	2
9	68-5140	Cap - Steering Wheel	1	27	83-1360	Hose - Hydraulic	1
10	47-6990	Nut - Steering Wheel	1	28	83-1370	Hose - Hydraulic	1
11	68-5130	Steering Wheel Assembly (Incl. Ref. #8 & 9)	1	29	237-21	Seal - O-Ring	4
12	3246-3	Screw - Set	1	30	340-1	Fitting - Hydraulic Straight (Incl. Ref. #29 & 31)	4
13	65-6390	Washer - Thrust	1	31	237-42	Seal - O-Ring	4
14	83-0740	Disc - Friction	2	‡32	83-2050	Decal - Steering Arm	1
15	83-0730	Spacer - Lockup	1	33	3274-63	Screw - Hex. Socket Hd.	2
16	83-0760	Plate - Lockup	1	34	3256-26	Washer - Flat	2
17	233-48	Knob	1	35	83-1700	Bushing - Flange	1
18	83-0700	Handle - Lockup	1				

‡For different language versions of this part, see International Parts Page.



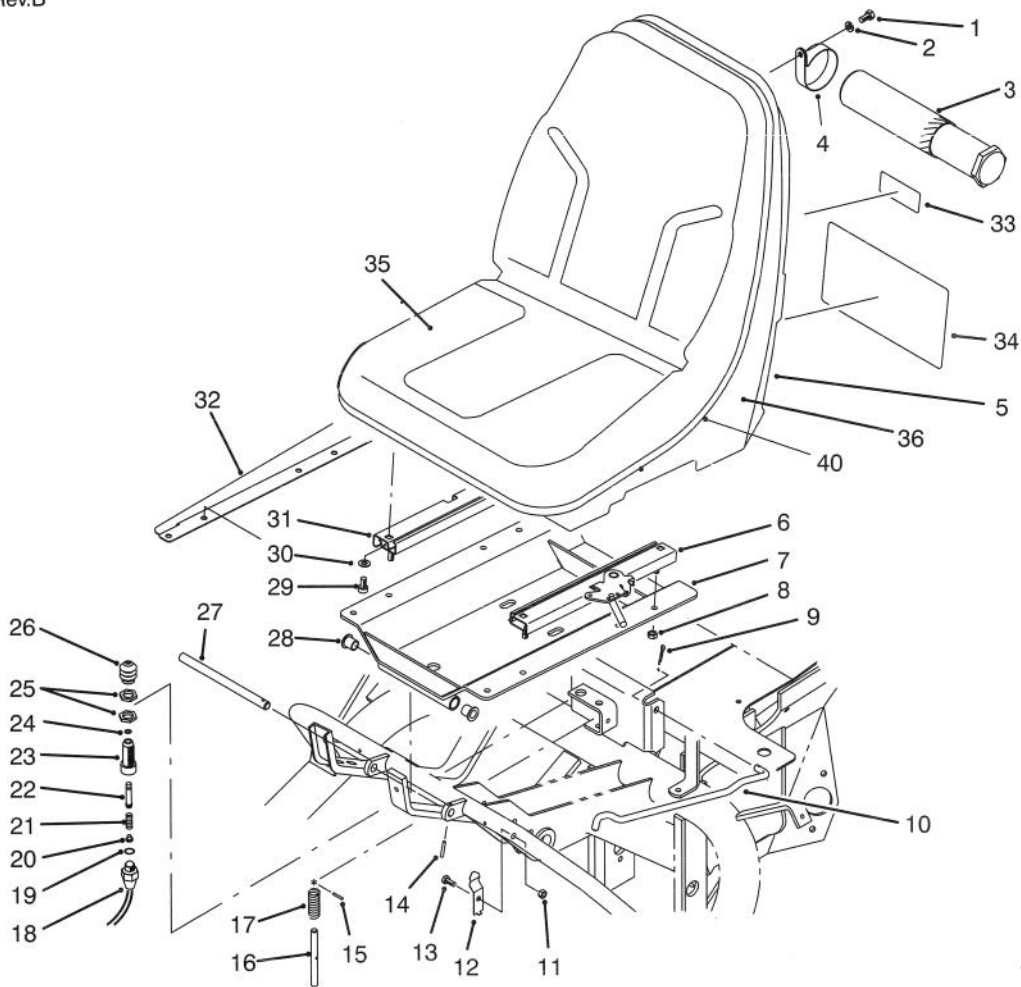
T-1442

POWER STEERING VALVE NO. 92-8690

Ref. No.	Part No.	Description	No. Used
†1		Seal - Dust	1
2	52-9230	Ring - Retaining	1
3	92-8691	Bushing - Seal Gland	1
†4		O-Ring	1
†5		Seal - One Piece	1
8	59-6730	Race - Bearing	2
9	59-6740	Bearing - Needle Thrust	1
†10		Housing	1
†11		Sleeve - Control	1
12	83-1860	Centering Spring Kit	1
†13		Spool - Control	1
†14		O-Ring	3
15	92-8697	Plate - Wear	1
16	70-8250	Drive	1
17	83-1870	Gerotor	1

Ref. No.	Part No.	Description	No. Used
18	67-8113	Cap - End	1
19	92-8696	Screw - Torx Hd.	7
20	59-6830	Centering Pin Kit	1
21	52-9290	Retainer - Ball Check	1
22	52-9280	Ball - Check	1
†23		O-Ring	1
24	52-9270	Seat - Ball Check	1
†25		O-Ring	1
26	52-9260	Screw - Set	1
*	83-1880	Control Parts Assembly (Incl. Ref. #10-13 & 20)	1
*	92-8695	Seal Kit (Incl. Ref. #1, 4, 5, 14, 23 & 25)	1

*Not Illustrated
†Not Serviced Separately



T-1290A

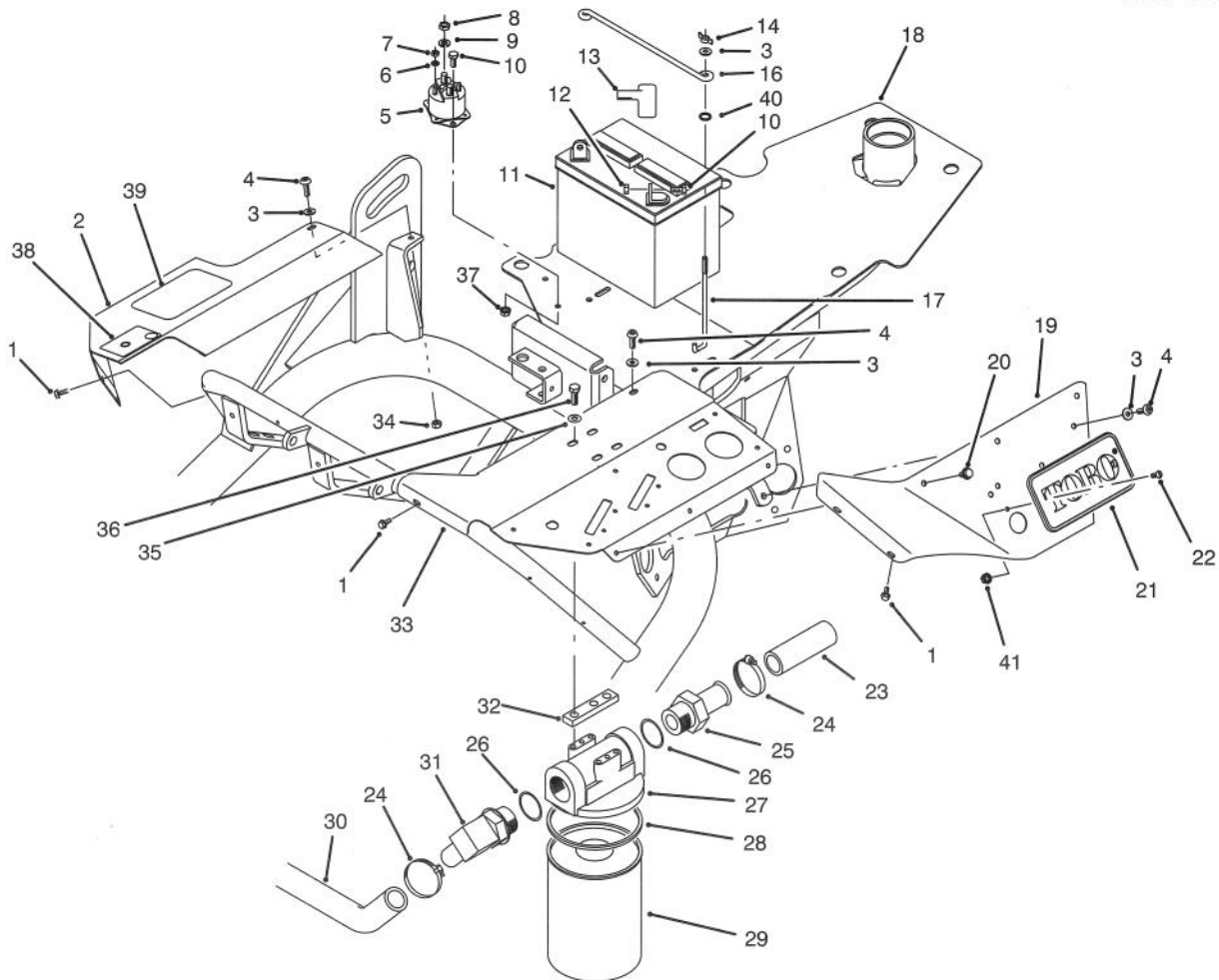
SEAT ASSEMBLY

Ref. No.	Part No.	Description	No. Used
1	322-2	Screw - Cap Hex. Hd.	2
2	3253-4	Washer - Lock	2
3	74-0720	Tube - Manual	1
4	2412-133	Clamp - R	2
5	92-1180	Seat Assembly (Incl. Ref. #35, 36 & 40)	1
6	51-0790	Adjuster - Seat	1
7	83-1270	Seat Support Assembly (Incl. Ref. #28)	1
8	3296-29	Nut - Lock	4
9	3272-11	Pin - Cotter	1
10	68-5100	Rod - Seat Prop	1
11	3296-16	Nut - Lock	1
12	68-5310	Clip - Seat Rod	1
13	321-3	Screw - Cap Hex. Hd.	1
14	32121-45	Pin - Roll	1
15	3284-3	Pin - Groove	1
16	51-0350	Pin - Seat Spring	1
17	3-6685	Spring - Compression	1
18	72-4320	Switch - Ball	1
19	237-30	Seal - O-Ring	1

Ref. No.	Part No.	Description	No. Used
20	43-8610	Seat - Ball	1
21	43-8600	Spring - Compression	1
22	43-8860	Plunger - Switch	1
23	43-8620	Guide - Switch	1
24	237-7	Seal - O-Ring	1
25	218-461	Nut - Hex.	2
26	43-8870	Boot - Switch	1
27	49-5880	Shaft - Seat Support	1
28	256-155	Bushing - Flange	2
29	3274-12	Screw - Hex. Socket Hd.	4
30	3256-23	Washer - Flat	4
31	51-0780	Slider - Seat	1
32	83-1840	Cover - R.H.	1
‡33	58-6530	Decal - Hydraulic Oil	1
‡34	83-1780	Decal - Service	1
35	92-6533	Kit - Cushion	1
36	92-6534	Shell	1
40	351-78	Edging	1
*	43-9071	Seat Switch Assembly (Incl. Ref. #18-26)	1

*Not Illustrated

‡For different language versions of this part, see International Parts Page.

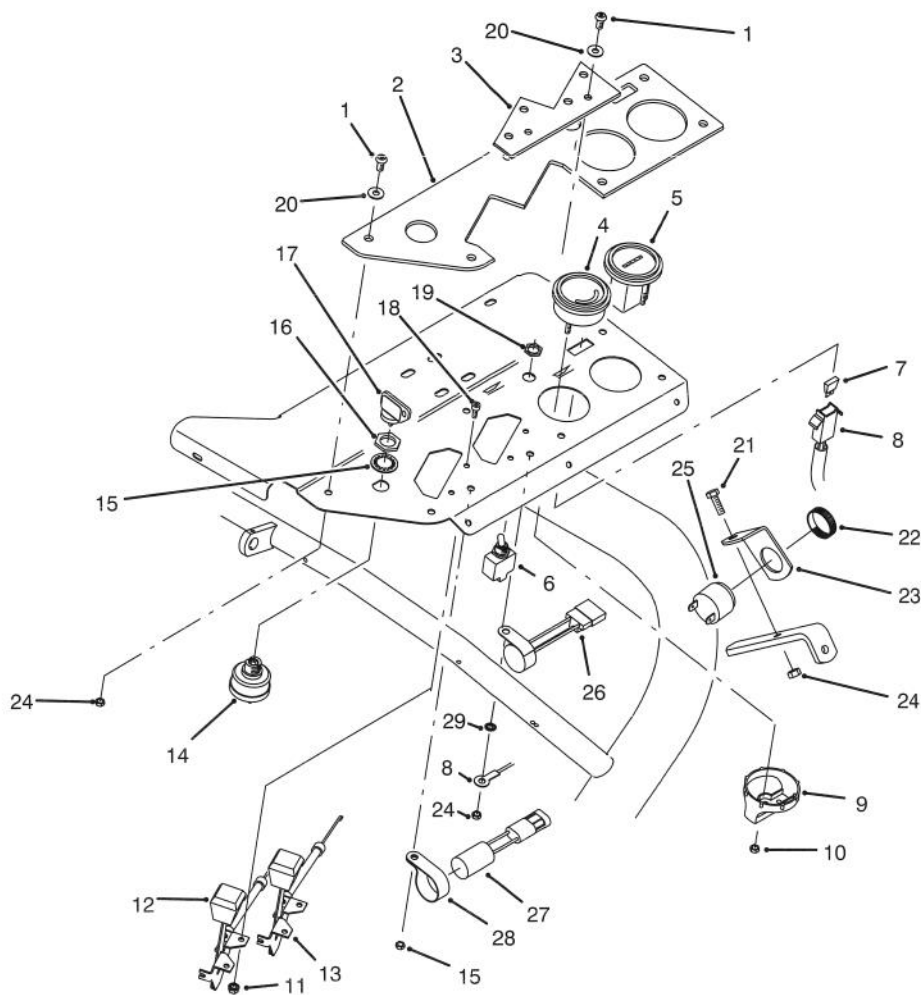


T-1295

FRAME ASSEMBLY

Ref. No.	Part No.	Description	No. Used	Ref. No.	Part No.	Description	No. Used
1	32104-76	Screw - Self Tapping	5	24	2412-34	Clamp - Hose	2
2	83-1830	Cover - R.H.	1	25	353-563	Fitting - Hydraulic Straight	1
3	3256-22	Washer - Flat	5	26	237-101	Seal - O-Ring	2
4	3274-64	Screw - Hex. Socket Hd.	3	27	44-5560	Head - Oil Filter	1
5	28-4210	Solenoid - Starter	1	28	72-3850	Seal - Filter	1
6	3254-1	Washer - Lock	2	29	74-3570	Filter - Hydraulic Oil	1
7	3219-14	Nut - Hex.	2	30	68-5880	Hose - Hydraulic	1
8	3218-13	Nut - Jam	2	31	353-564	Fitting - Hydraulic 90°	1
9	3253-4	Washer - Lock	2	32	27-2380	Spacer	2
10	321-3	Screw - Cap Hex. Hd.	4	33	83-0830	Panel - Control Upper	1
11	28-1400	Battery	1	34	3296-16	Nut - Lock	3
12	3217-5	Nut - Hex.	2	35	3256-23	Washer - Flat	4
13	28-8080	Boot Terminal	1	36	322-4	Screw - Cap Hex. Hd.	4
14	32103-12	Nut - Wing	2	37	32149-2	Nut - Keps	2
16	72-4790	Hold-Down - Battery	1	38	83-1850	Decal - Traction	1
17	56-7720	Bolt - Battery	2	39	67-1300	Decal - TORO	1
18	92-9164	Frame Assembly	1	40	237-143	Grommet	2
19	83-0840	Fender - L.H.	1	41	32149-7	Nut - Keps	2
20	46-8560	Screw - Self Taping	3				
21	61-3310	Plate - Logo	1				
22	3290-470	Screw - Flat Hd.	2				
23	83-1430	Hose - Hydraulic	1				

‡For different language versions of this part, see International Parts Page.

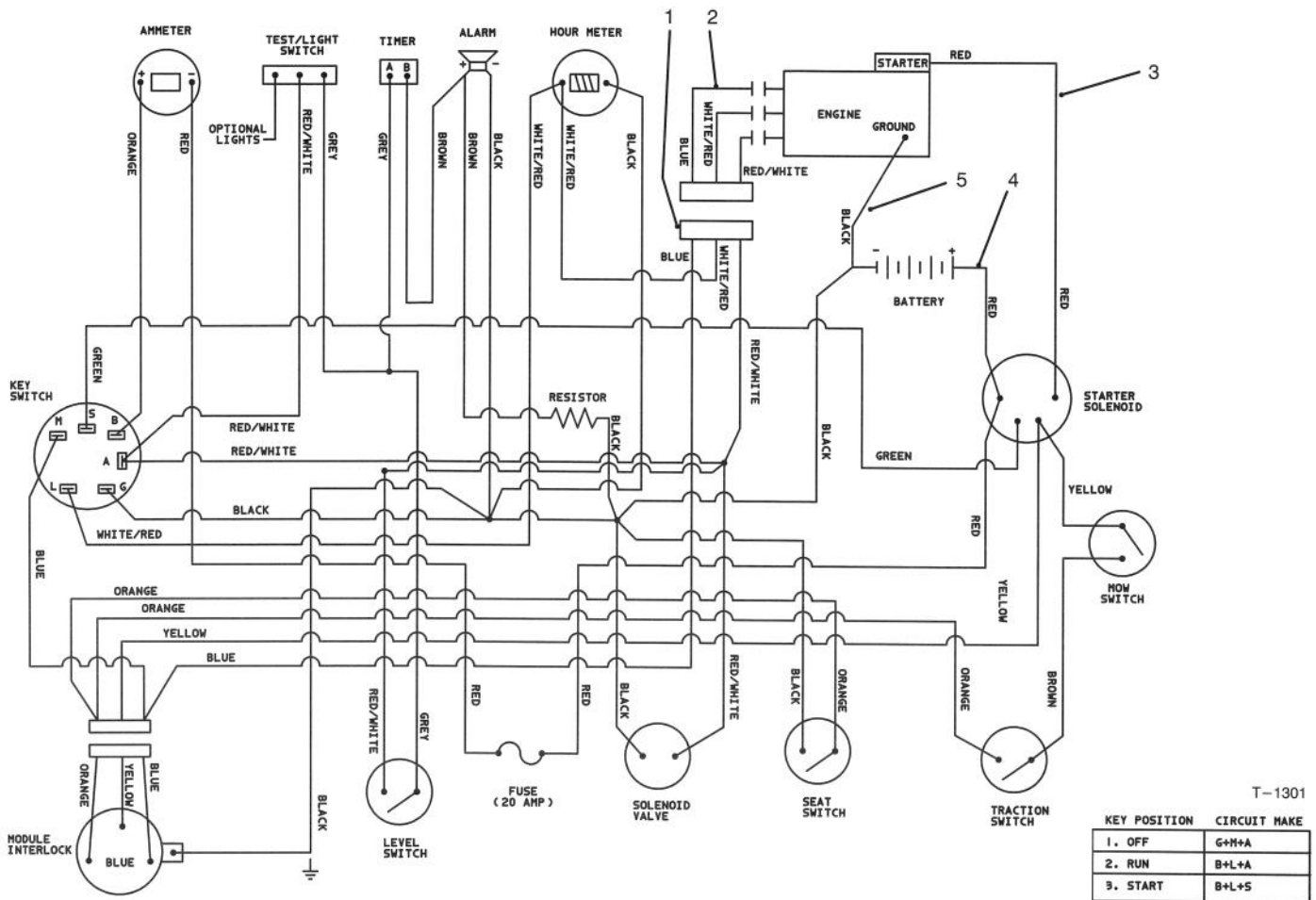


T-1296

CONTROL PANEL ASSEMBLY

Ref. No.	Part No.	Description	No. Used
1	3274-69	Screw - Hex. Socket Hd.	8
2	83-0850	Plate - Control Panel	1
3	83-2030	Plate - Filler	1
4	83-0820	Gauge - Ammeter	1
5	66-2950	Gauge - Hourmeter	1
6	83-1660	Switch Assembly (Incl. Ref. #19)	1
7	218-594	Fuse - 20 Amp	1
8	83-1100	Harness - Wire (Main)	1
9	39-9600	Clamp - Mounting	1
10	3219-14	Nut - Hex.	6
11	3296-27	Nut - Lock	4
12	83-0030	Control - Throttle	1
13	83-0040	Control - Choke	1
14	83-0020	Ignition Switch Assembly (Incl. Ref. #15-16)	1

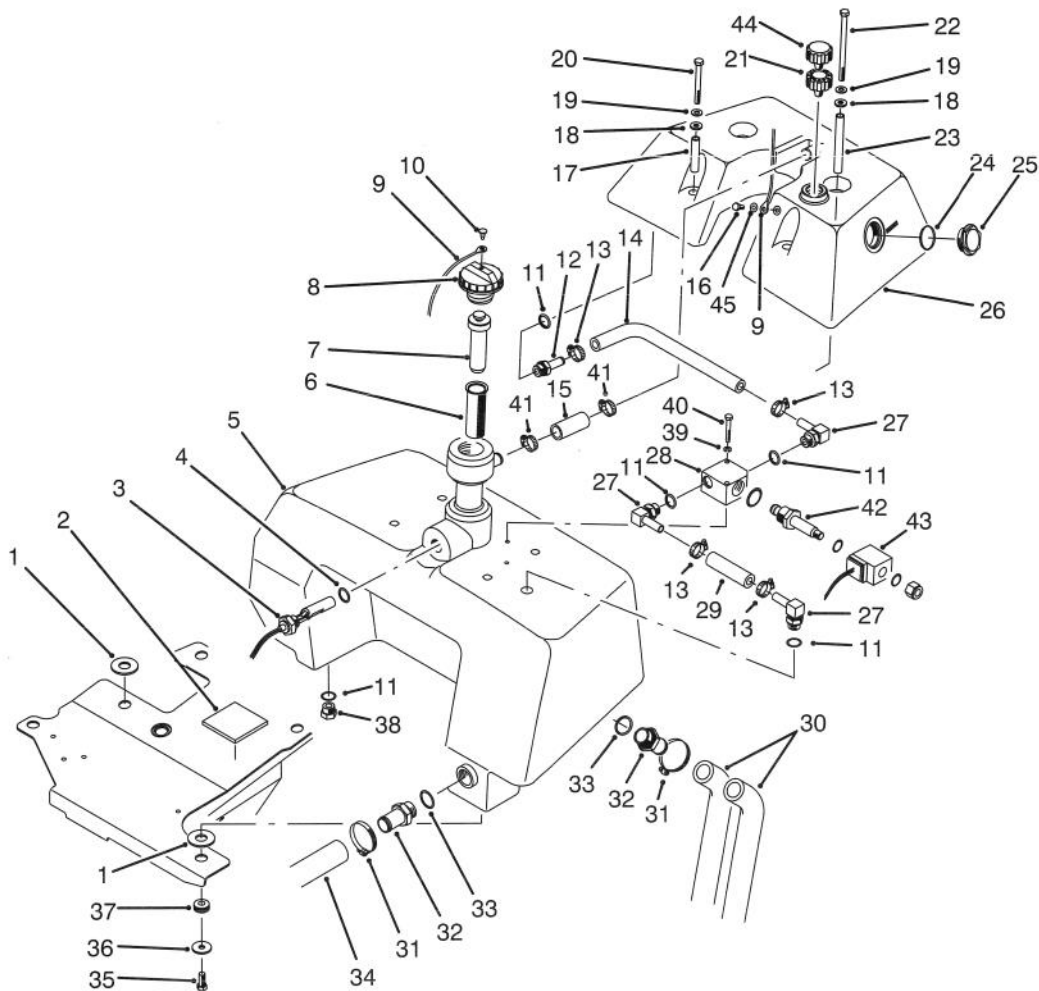
Ref. No.	Part No.	Description	No. Used
15	3254-5	Washer - Lock	1
16	218-461	Nut - Hex.	1
17	63-8360	Key - Ignition	1
18	3273-26	Screw - Hex. Socket Hd.	4
19		Nut - Hex.	2
20	3256-1	Washer - Flat	8
21	321-4	Screw - Cap Hex. Hd.	1
22		Retainer - Alarm	1
23	83-1530	Bracket - Alarm	1
24	3296-16	Nut - Lock	9
25	80-9330	Audio Alarm Assembly (Incl. Ref. #22)	1
26	28-7890	Module - Interlock	1
27	83-2280	Timer - Relay	1
28	2412-39	Clamp - R	1
29	3255-7	Washer - Lock	1



ELECTRICAL SCHEMATIC

Ref. No.	Part No.	Description	No. Used
1	83-1100	Harness - Wire (Main)	1
2	83-1110	Harness - Wire (Engine)	1
3	83-1160	Wire - Solenoid-Starter	1

Ref. No.	Part No.	Description	No. Used
4	83-2420	Wire - Solenoid-Battery	1
5	83-1150	Wire - Engine Ground	1

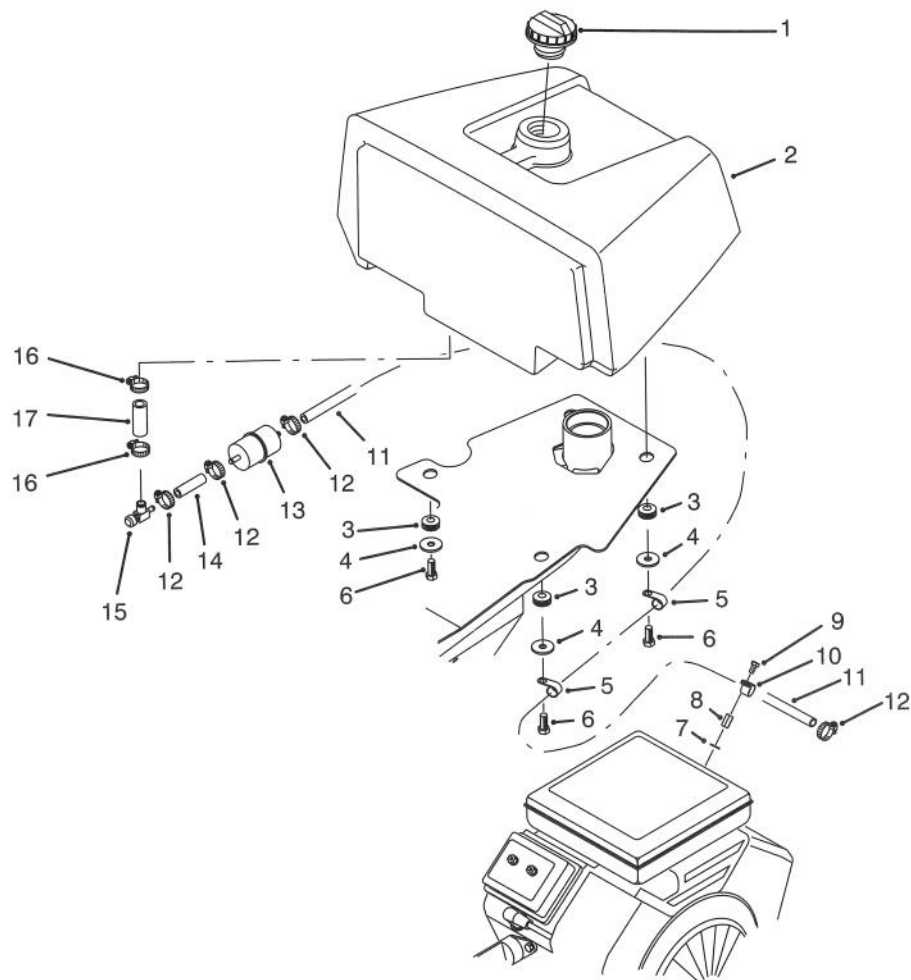


T-1289A

HYDRAULIC RESERVOIR ASSEMBLY

Ref. No.	Part No.	Description	No. Used
1	83-2400	Spacer - Tank	2
2	83-2390	Pad - Tank	1
3	83-1450	Sensor - Oil Level	1
4	237-80	Seal - O-Ring	1
5	92-8966	Reservoir - Hydraulic	1
6	83-1520	Screen - Filler	1
7	92-4063	Plug - Filler Cap	1
8	93-7160	Cap - Hydraulic Reservoir (Incl. Ref. #9 & 10)	1
9	75-0540	Tether - Cap	1
10	2410-73	Retainer - Tether	1
11	237-79	Seal - O-Ring	5
12	354-121	Fitting - Hydraulic Straight (Incl. Ref. #11)	1
13	2412-36	Clamp - Hose	4
14	83-2070	Hose - Valve	1
15	83-2090	Hose - Overflow	1
16	321-2	Screw - Cap Hex. Hd.	1
17	83-1550	Spacer - Tank (Short)	2
18	83-1470	Washer - Neoprene	4
19	3256-23	Washer - Flat	4
20	322-14	Screw - Cap Hex. Hd.	2
21	92-8020	Adapter - Breather	1
22	322-29	Screw - Cap Hex. Hd.	2
23	83-1560	Spacer - Tank (Long)	2
24	237-123	Seal - O-Ring	1

Ref. No.	Part No.	Description	No. Used
25	83-2250	Gauge - Sight (Incl. Ref. #24)	1
26	83-2100	Tank - Auxiliary Hydraulic	1
27	354-120	Fitting - Hydraulic 90° (Incl. Ref. #11)	3
28	83-1460	Solenoid Valve Assembly (Incl. Ref. #42 & 43)	1
29	83-2080	Hose - Valve-Tank	1
30	83-0910	Hose - Hydraulic	2
31	2412-34	Clamp - Hose	3
32	83-0870	Fitting - Hydraulic Straight (Incl. Ref. #33)	3
33	237-177	Seal - O-Ring	3
34	83-1430	Hose - Hydraulic	1
35	323-6	Screw - Cap Hex. Hd.	3
36	63-8410	Washer - Flat	3
37	240-11	Grommet	3
38	353-550	Plug - Hydraulic (Incl. Ref. #11)	1
39	3253-3	Washer - Lock	2
40	321-11	Screw - Cap Hex. Hd.	2
41	2412-141	Clamp - Hose	2
42	83-2000	Spool - Valve	1
43	83-2010	Coil - Valve	1
44	68-6150	Breather	1
45	3256-22	Washer - Flat	1

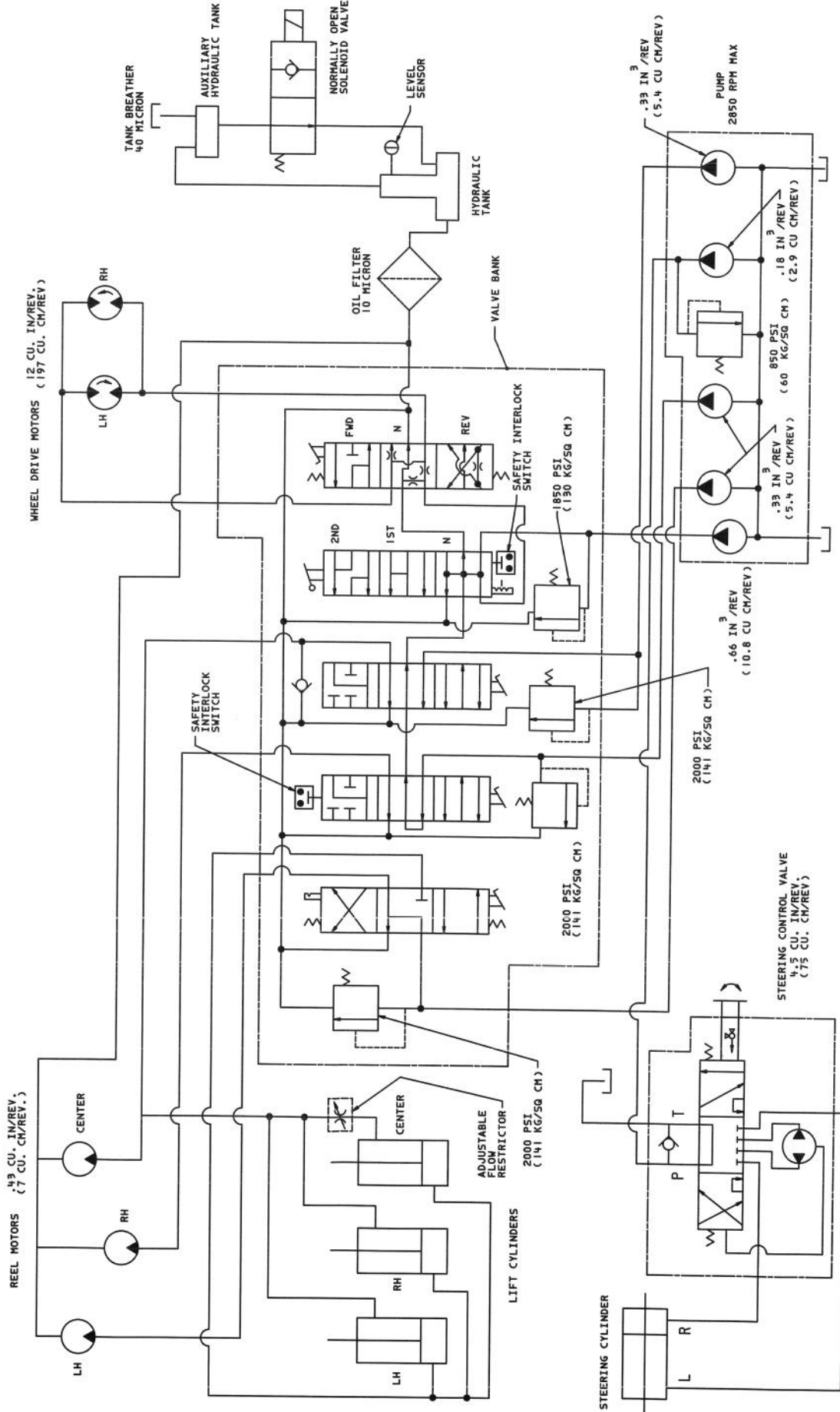


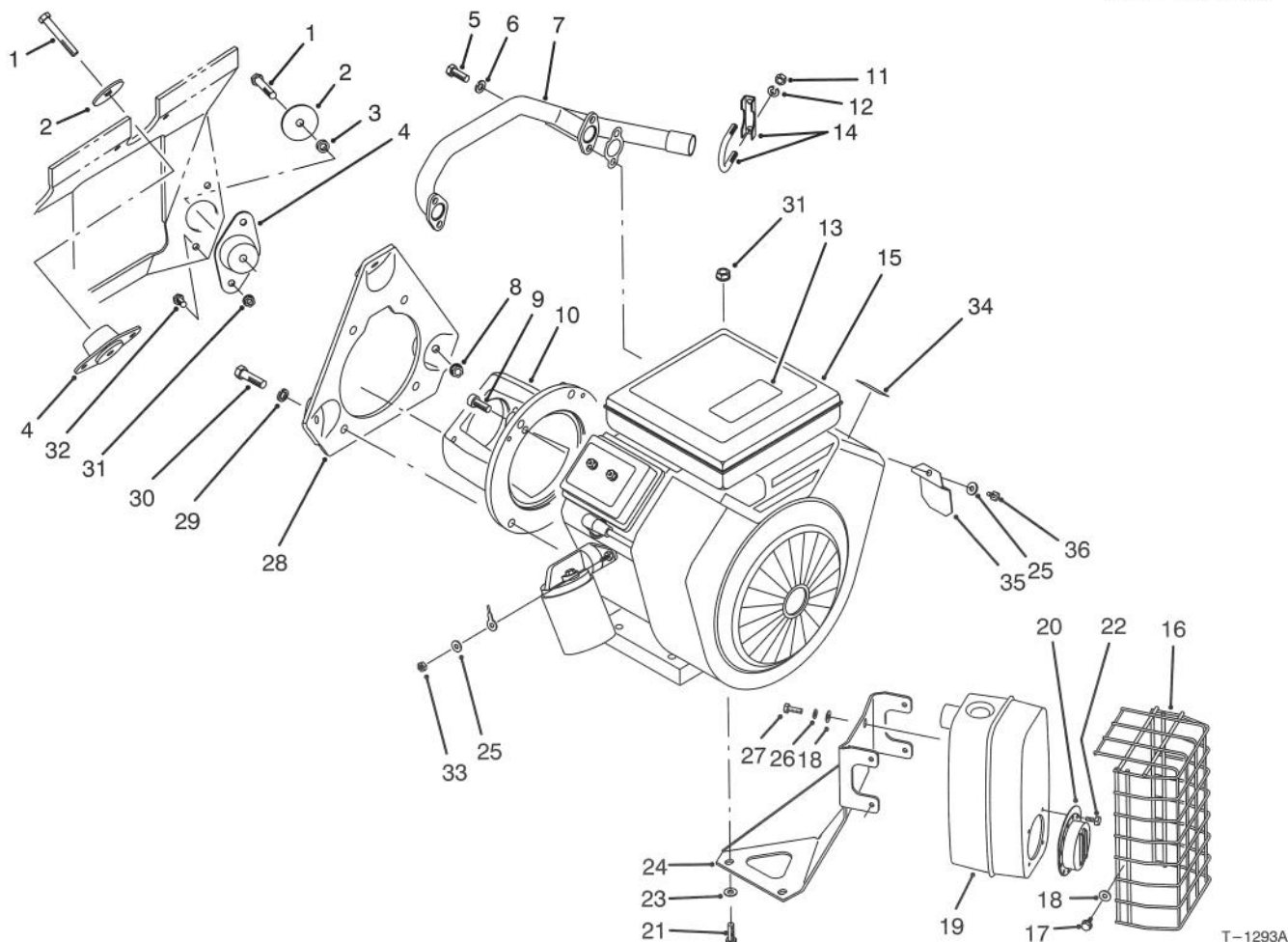
T-1317A

FUEL TANK ASSEMBLY

Ref. No.	Part No.	Description	No. Used	Ref. No.	Part No.	Description	No. Used
1	93-3101	Cap - Fuel	1	10	2412-94	Clamp - R	1
2	92-7189	Tank - Fuel	1	11	83-2041	Hose - Fuel	1
3	240-11	Grommet	4	12	2412-108	Clamp - Hose	4
4	63-8410	Washer - Flat	4	13	83-1320	Filter - Fuel	1
5	2412-41	Clamp - R	3	14	83-2040	Hose - Fuel	1
6	323-6	Screw - Cap Hex. Hd.	3	15	83-1390	Fitting - Fuel Shut-Off	1
7	3256-63	Washer - Flat	1	16	2412-36	Clamp - Hose	2
8	83-2200	Nut - Special	1	17	56-2230	Hose - Fuel	1
9	48-7610	Screw - Cap Hex. Hd.	1				

HYDRAULIC SCHEMATIC



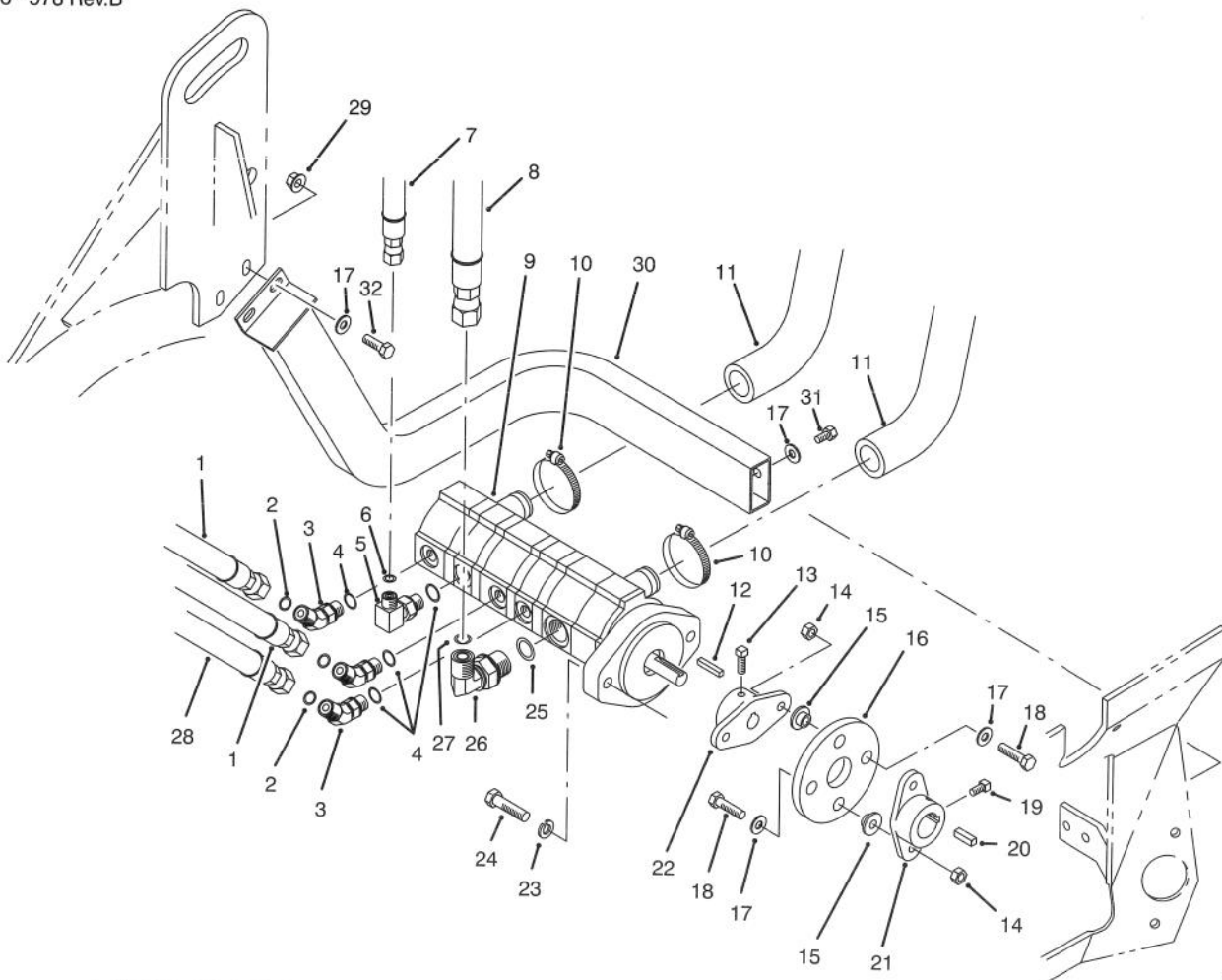


ENGINE INSTALLATION ASSEMBLY

Ref. No.	Part No.	Description	No. Used	Ref. No.	Part No.	Description	No. Used
1	323-12	Screw - Cap Hex. Hd.	3	20	83-2220	Deflector - Exhaust	1
2	83-1040	Washer - Mount	3	21	322-8	Screw - Cap Hex. Hd.	2
3	83-1050	Spacer - Mount	2	22	83-2230	Screw - Cap Hex. Hd.	4
4	83-1030	Mount - Engine	3	23	3256-23	Washer - Flat	2
5		Screw - Cap Hex. Hd.	4	24	83-1630	Bracket - Muffler Support	1
6		Washer - Lock	4	25	43-5930	Washer - Lock	2
7	83-1080	Pipe - Exhaust	1	26	3253-3	Washer - Lock	4
8	3290-357	Nut - Flange Lock	3	27	321-4	Screw - Cap Hex. Hd.	4
9	3274-7	Screw - Socket Hd.	2	28	85-8120	Plate - Engine Mount	1
10	83-1060	Adapter - Pump	1	29	3253-6	Washer - Lock	4
11		Nut - Hex.	2	30	324-7	Screw - Cap Hex. Hd.	4
12		Washer - Lock	2	31	32128-20	Nut - Flange Lock	8
‡13	71-3620	Decal - Engine RPM	1	32	322-3	Screw - Cap Hex. Hd.	6
14	2112-11	Clamp - Muffler (Incl. Ref. #11 & 12)	1	33	43-2830	Nut - Hex	1
15	83-0010	Engine Assembly (Incl. Ref. #5 & 6)	1	‡34	63-8440	Decal - Warning Hot	1
16	83-1400	Shield - Muffler	1	35	83-2310	Shield	1
17	12-3270	Screw - Hex. Washer Hd.	4	36	48-7620	Screw - Cap Hex. Hd.	1
18	3256-1	Washer - Flat	8	*	3290-378	Tie - Cable	2
19	493963	Muffler	1	*	250-6	Tie - Cable	2
*	83-2240	Arrestor - Spark (Optional)	1				

*Not Illustrated

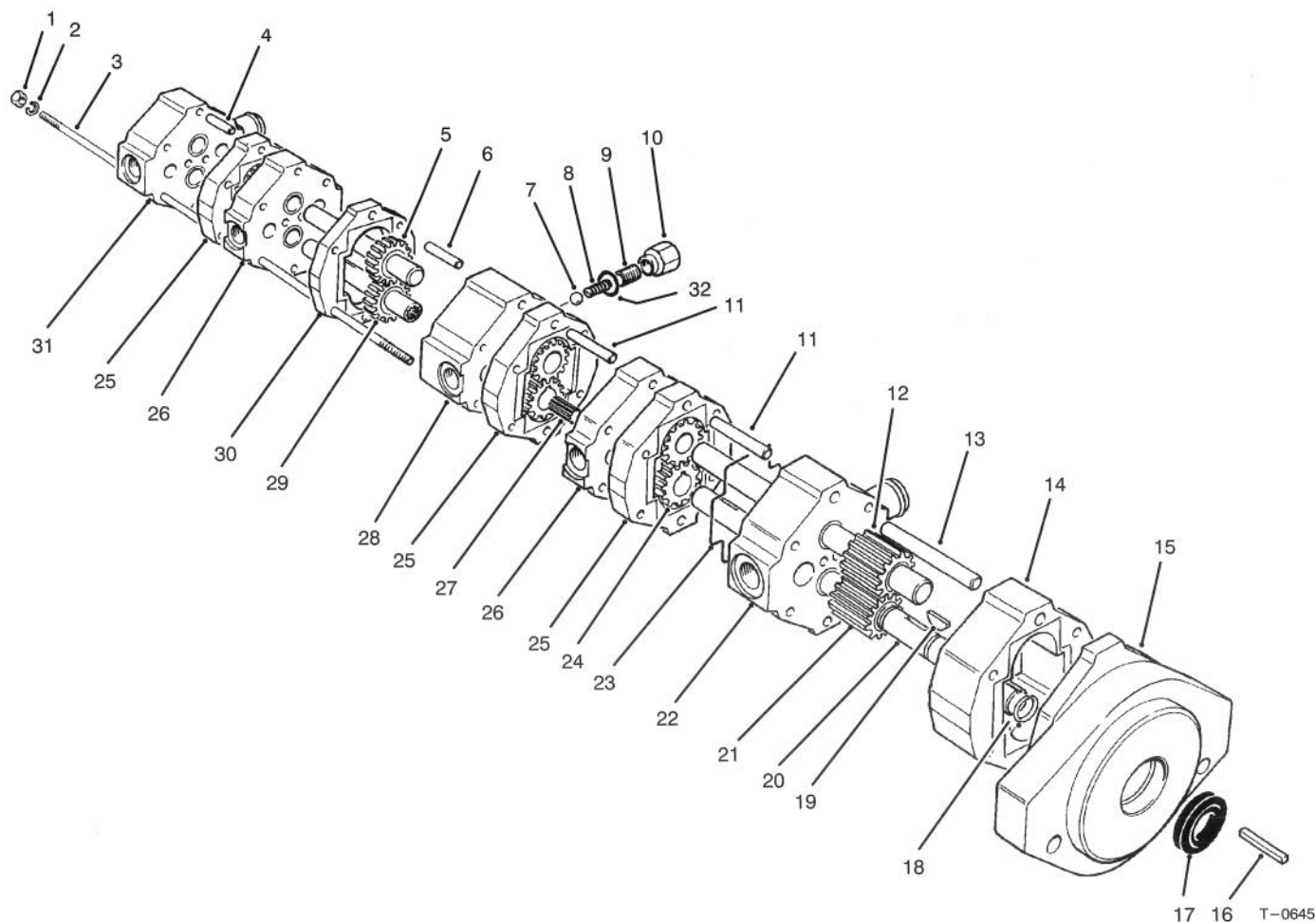
‡For different language versions of this part, see International Parts Page.



T-1292

HYDRAULIC PUMP INSTALLATION ASSEMBLY

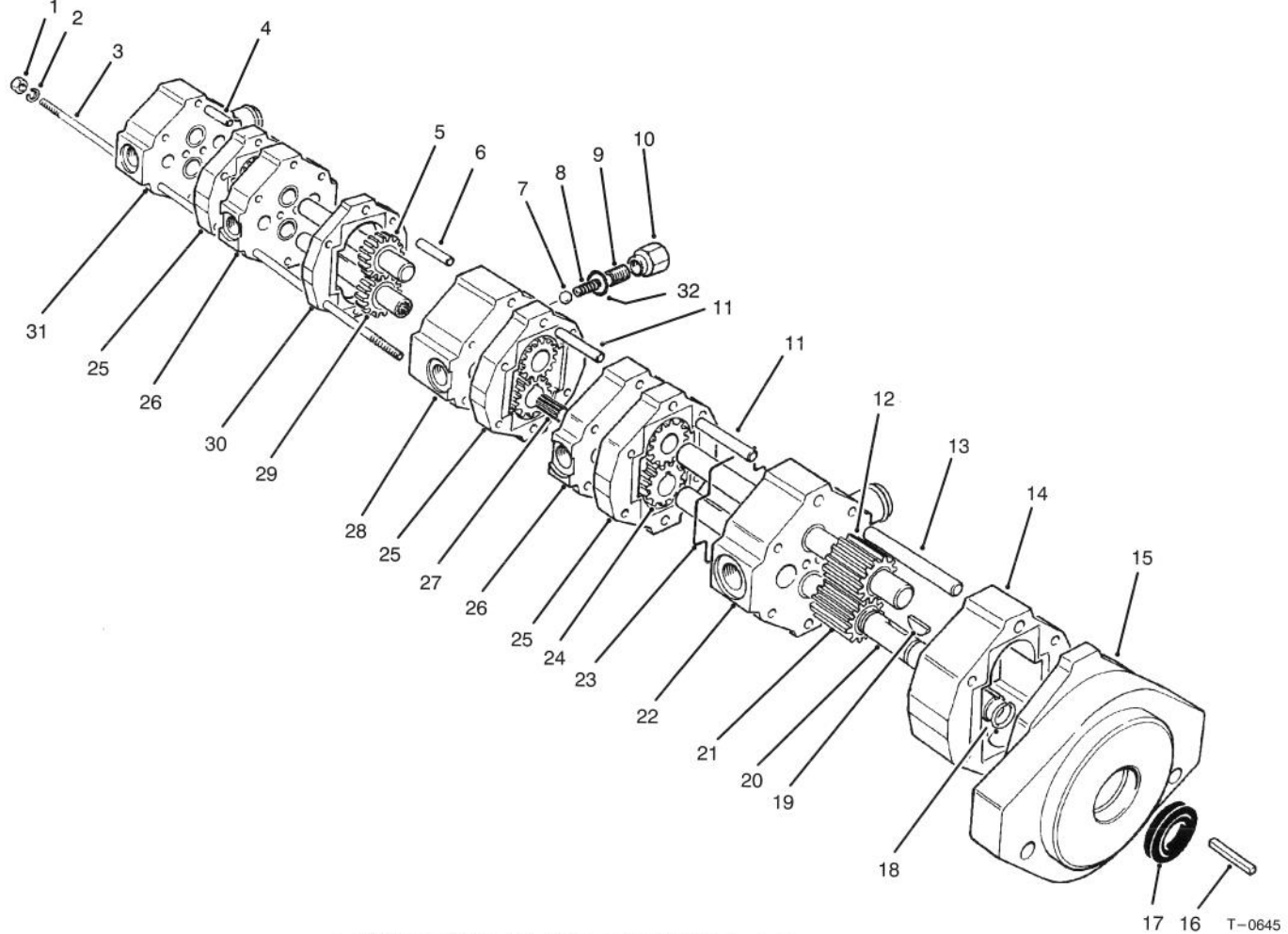
Ref. No.	Part No.	Description	No. Used	Ref. No.	Part No.	Description	No. Used
1	83-1190	Hose - Hydraulic	2	14	3296-29	Nut - Lock	4
2	237-22	Seal - O-Ring	3	15	27-6600	Spacer - Coupling	4
3	340-87	Fitting - Hydraulic 45° (Incl. Ref. #2 & 4)	3	16	44-2230	Coupling - Rubber	1
4	237-42	Seal - O-Ring	4	17	3256-23	Washer - Flat	8
5	340-82	Fitting - Hydraulic 90° (Incl. Ref. #4 & 6)	1	18	322-6	Screw - Cap Hex. Hd.	4
6	237-21	Seal - O-Ring	1	19	3241-2	Screw - Set Square Hd.	2
7	83-1350	Hose - Hydraulic	1	20	10-7070	Key - Square	1
8	83-1180	Hose - Hydraulic	1	21	27-1960	Hub - Engine	1
9	68-4940	Hydraulic Pump Assembly (Incl. Ref. #12) (Use on Serial #50101-50299)	2	22	27-1970	Hub - Pump	1
9	92-9764	Hydraulic Pump Assembly (Incl. Ref. #12) (Use on Serial #50301 & Up)	2	23	3253-21	Washer - Lock	2
10	2412-34	Clamp - Hose	2	24	323-8	Screw - Cap Hex. Hd.	2
11	83-0910	Hose - Pump	2	25	237-80	Seal - O-Ring	1
12	5-0946	Key - Square	1	26	340-105	Fitting - Hydraulic 90° (Incl. Ref. #25 & 27)	1
13	3241-6	Screw - Set Square Hd.	2	27	237-30	Seal - O-Ring	1
				28	83-1170	Hose - Hydraulic	1
				29	32128-20	Nut - Flange Lock	2
				30	83-1940	Guard - Pump	1
				31	322-1	Screw - Cap Hex. Hd.	2
				32	322-4	Screw - Cap Hex. Hd.	2



HYDRAULIC PUMP 68-4940

Ref. No.	Part No.	Description	No. Used
1	3217-6	Nut - Lock	4
2	354-16	Washer - Lock	4
3	354-17	Stud - Threaded	4
4	354-11	Pin - Dowel	2
5	354-9	Idler Shaft - Gear Assy.	1
6	354-12	Pin - Dowel	2
7		Ball - Valve	1
8		Spring - Compression	1
9		Adjuster - Valve	1
10		Cap - Adjuster, Valve	1
11	354-13	Pin - Dowel	4
12	354-10	Idler Shaft - Gear Assy.	1
13	354-14	Pin - Dowel	2
14	353-971	Plate - Gear 66B	1
15	354-2	Body Assembly	1
16	5-0946	Key - Square	1
17	354-15	Seal - Shaft	1

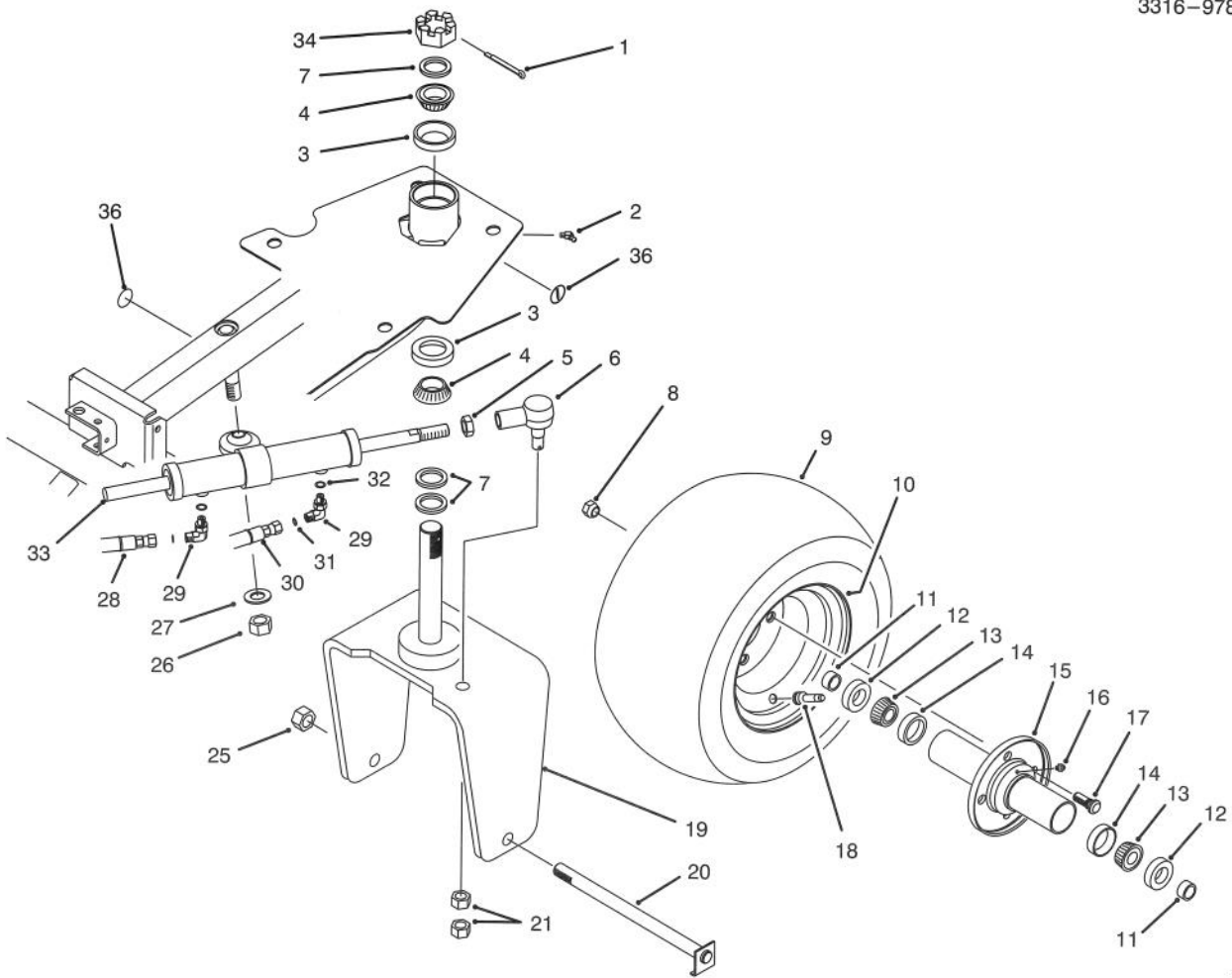
Ref. No.	Part No.	Description	No. Used
18	353-886	Ring - Retaining	2
19	353-884	Key - Woodruff	4
20	354-1	Shaft - Drive	1
21	353-964	Gear - 66B	1
22	354-3	Bearing Plate Assembly	1
23	353-922	Seal - Ring	10
24	353-967	Gear - 33B	6
25	353-969	Plate - Gear 33B	3
26	353-923	Bearing Plate Assembly	2
27	354-5	Adapter - Splined	1
28	354-4	Bearing Plate Assembly (Incl. Ref. #7-10 & 32)	1
29	354-8	Drive Shaft - Gear Assy.	1
30	354-6	Plate - Gear 18B	1
31	354-7	Cover Assembly	1
32	354-35	Gasket	1



HYDRAULIC PUMP 92-9764

Ref. No.	Part No.	Description	No. Used
1	3217-6	Nut - Lock	4
2	354-16	Washer - Lock	4
3	354-17	Stud - Threaded	4
4	354-11	Pin - Dowel	2
5	354-9	Idler Shaft - Gear Assy.	1
6	354-12	Pin - Dowel	2
7		Ball - Valve	1
8		Spring - Compression	1
9		Adjuster - Valve	1
10		Cap - Adjuster, Valve	1
11	354-13	Pin - Dowel	4
12	92-9774	Idler Shaft - Gear Assy.	1
13	354-14	Pin - Dowel	2
14	92-9766	Plate - Gear 66B	1
15	354-2	Body Assembly	1
16	5-0946	Key - Square	1
17	354-15	Seal - Shaft	1

Ref. No.	Part No.	Description	No. Used
18	353-886	Ring - Retaining	2
19	353-884	Key - Woodruff	4
20	92-9772	Shaft - Drive	1
21	92-9773	Gear - 66B	1
22	354-3	Bearing Plate Assembly	1
23	353-922	Seal - Ring	10
24	353-967	Gear - 33B	6
25	353-969	Plate - Gear 33B	3
26	353-923	Bearing Plate Assembly	2
27	354-5	Adapter - Splined	1
28	354-4	Bearing Plate Assembly (Incl. Ref. #7-10 & 32)	1
29	354-8	Drive Shaft - Gear Assy.	1
30	354-6	Plate - Gear 18B	1
31	354-7	Cover Assembly	1
32	354-35	Gasket	1

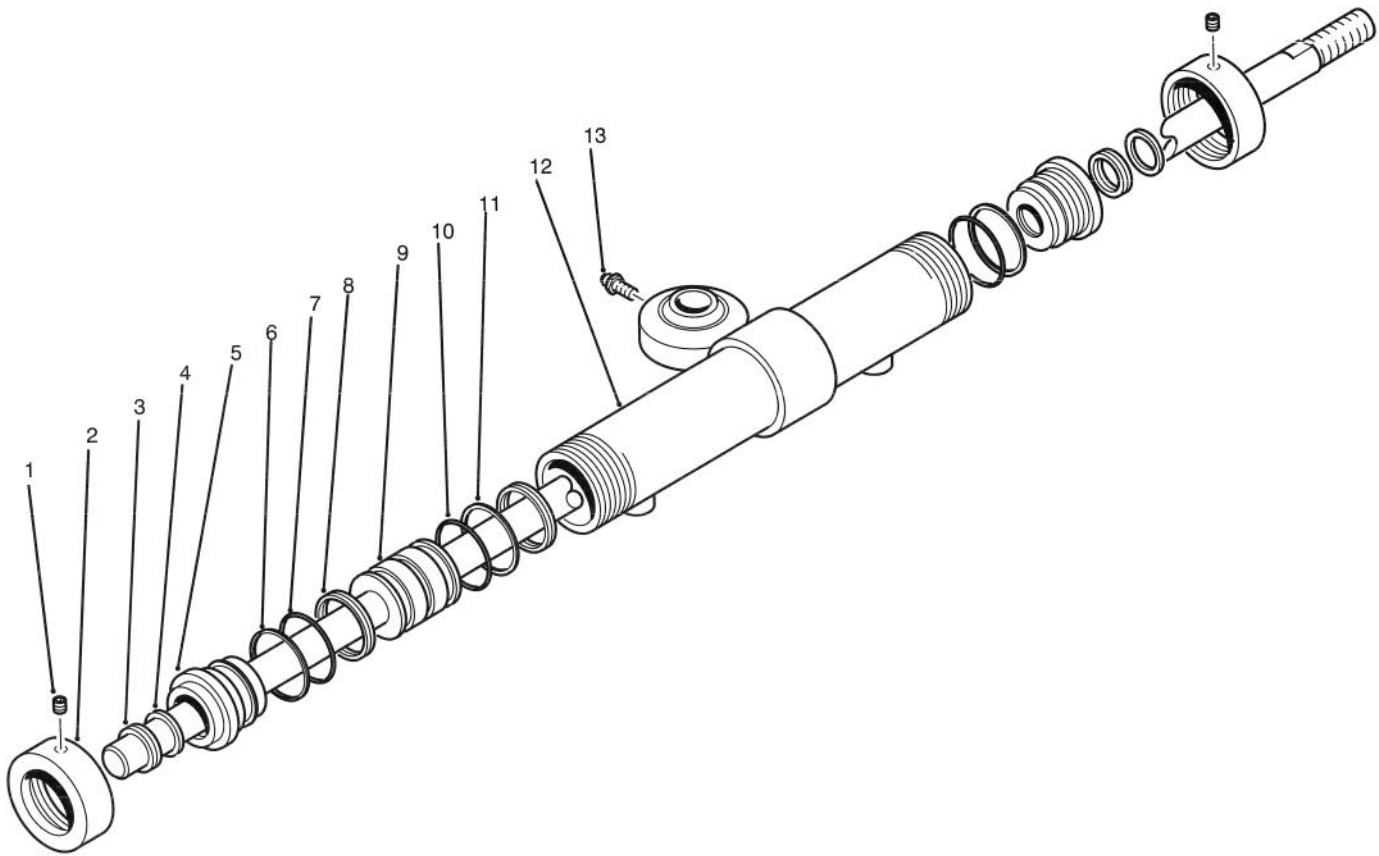


T-1288A

REAR WHEEL ASSEMBLY

Ref. No.	Part No.	Description	No. Used
1	3272-37	Pin - Cotter	1
2	302-11	Fitting - Grease	1
3	254-61	Cup - Bearing	2
4	254-70	Cone - Bearing	2
5	84-5300	Nut - Jam	1
6	83-1640	Rod End Assembly	1
7	18-6320	Washer - Steering	4
8	242-50	Nut - Lug	4
9	28-3680	Tire	1
10	217-60	Rim	1
11	74-3730	Spacer - Hub	2
12	253-111	Seal - Shaft	2
13	254-78	Cone - Bearing	2
14	254-79	Cup - Bearing	2
15	75-9440	Hub - Wheel	1
16	302-55	Fitting - Grease	1
17	10-6830	Stud - Drive	4

Ref. No.	Part No.	Description	No. Used
18	232-24	Valve Stem w/Cap	1
19	93-2524	Fork - Castor	1
20	5-3934	Bolt - Castor	1
21	3220-6	Nut - Jam	2
25	3296-67	Nut - Lock	1
26	3217-12	Nut - Lock	1
27	3256-28	Washer - Flat	1
28	83-1350	Hose - Hydraulic	1
29	340-132	Fitting - Hydraulic 90° (Incl. Ref. #31 & 32)	2
30	83-1360	Hose - Hydraulic	1
31	237-21	Seal - O-Ring	2
32	237-78	Seal - O-Ring	2
33	83-2330	Hydraulic Cylinder Assy.	1
34	32136-9	Nut - Hex. Slotted	1
36	58-6520	Decal - Grease	2



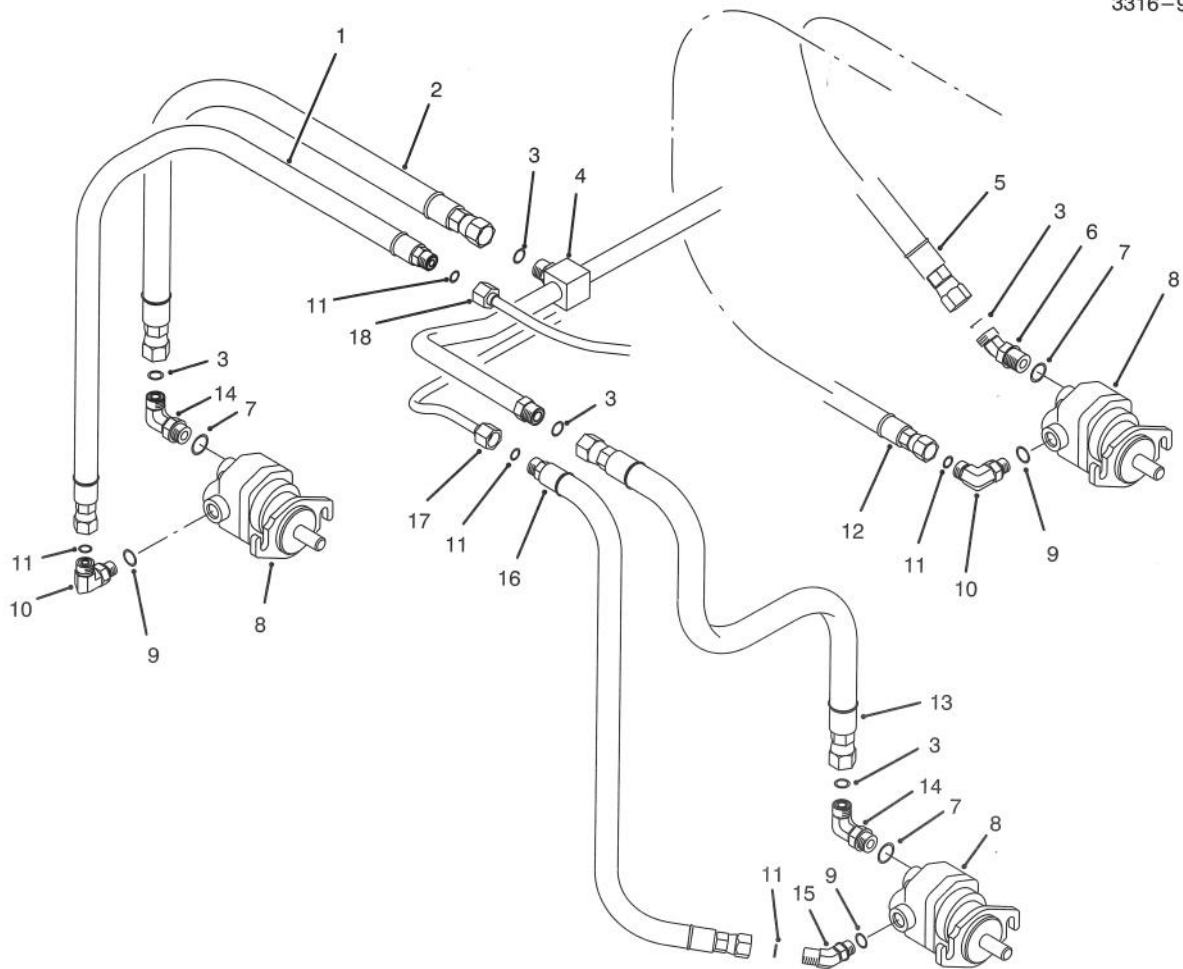
T-1313

HYDRAULIC CYLINDER ASSEMBLY NO. 83-2330

Ref. No.	Part No.	Description	No. Used
1	3245-1	Screw - Set, Hex. Soc. Hd.	2
2	83-2340	Cap - Threaded	2
3		Wiper - Rod	2
4		U-Cup - Double Lip	2
5	83-2350	Cap - Head, Thread	2
6		Ring - Back-Up	2
7		O-Ring	2
8		Ring - Wear	2

Ref. No.	Part No.	Description	No. Used
9	83-2360	Assembly - Rod	1
10		O-Ring	1
11		Ring - Piston, Urithane	1
12	83-2370	Assembly - Barrel	1
13	302-5	Fitting - Grease	1
*	83-2380	Kit - Seal Repair (Incl. Ref. #1-7)	1

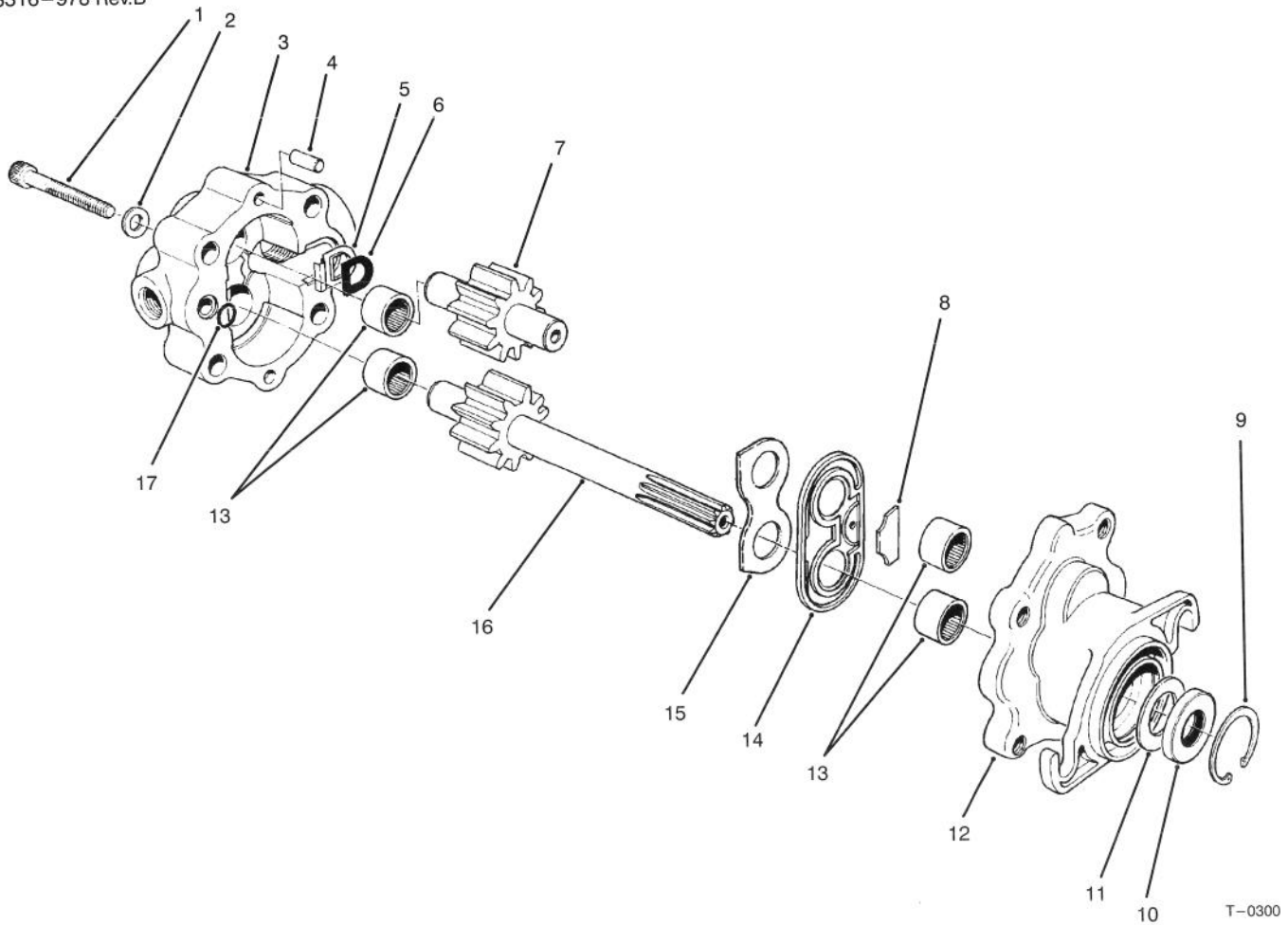
*Not Illustrated



T-1297

REEL MOTOR INSTALLATION ASSEMBLY

Ref. No.	Part No.	Description	No. Used	Ref. No.	Part No.	Description	No. Used
1	63-3810	Hose - Hydraulic	1	10	340-77	Fitting - Hydraulic 90° (Incl. Ref. #9 & 11)	2
2	63-3820	Hose - Hydraulic	1	11	237-22	Seal - O-Ring	5
3	237-30	Seal - O-Ring	5	12	74-3830	Hose - Hydraulic	1
4	63-4040	Hydraulic Tube Assembly (Incl. Ref. #3)	1	13	63-3830	Hose - Hydraulic	1
5	63-3840	Hose - Hydraulic	1	14	340-98	Fitting - Hydraulic 90° (Incl. Ref. #3 & 7)	2
6	340-101	Fitting - Hydraulic 45° (Incl. Ref. #3 & 7)	1	15	340-87	Fitting - Hydraulic 45° (Incl. Ref. #9 & 11)	1
7	237-79	Seal - O-Ring	3	16	63-3870	Hose - Hydraulic	1
8	70-9800	Reel Motor Assembly	3	17	63-4020	Tube - Hydraulic	1
9	237-42	Seal - O-Ring	3	18	63-4030	Tube - Hydraulic	1



REEL MOTOR NO. 70-9800

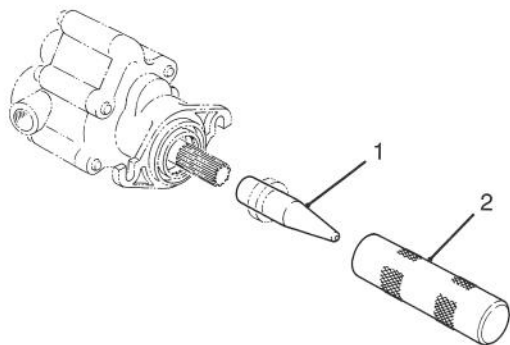
Ref. No.	Part No.	Description	No. Used
1	353-601	Screw - Hex Socket Hd.	4
2	353-600	Washer	4
3	353-588	Cover - Motor	1
4	353-599	Pin - Dowel	2
5	353-597	Bridging - Insert	1
6	353-598	Gasket - Insert	1
7	353-593	Idler Gear Assembly	1
8	353-591	Block - Anti-Extrusion	1
9	32151-41	Ring - Retaining	1
10		Seal - Shaft	1
11		Spacer	1
12	353-777	Body - Motor (Incl. Ref. #13)	1

Ref. No.	Part No.	Description	No. Used
13	353-586	Bearing - Needle	4
14	353-594	Seal Assembly	1
15	353-595	Plate - Wear	1
16	353-592	Drive Shaft Assembly	1
17	353-596	O-Ring	1
*	72-4380	Seal Kit (Incl. Ref. #9-11)	1
*	72-4390	Repair Kit (Incl. Ref. #5, 6, 8-11, 14, 15 & 17)	
*		Seal Installer	1
*		Seal Protector	1

*Not Illustrated

SPECIAL TOOLS

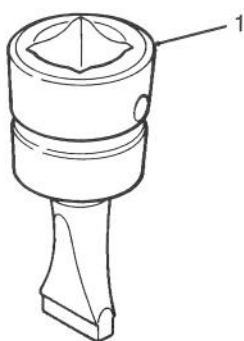
REEL MOTOR SEAL INSTALLATION TOOLS



T-0727

Ref. No.	Part No.	Description	No. Used
1	TOR491430	Protector – Seal	1
2	TOR491450	Installer – Seal	1

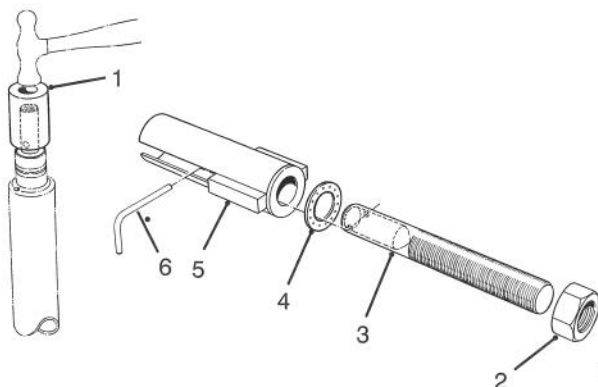
BED KNIFE SCREW TOOL NO. TOR510880



T-0729

Ref. No.	Part No.	Description	No. Used
1		Tool – Bed Knife Screw	1

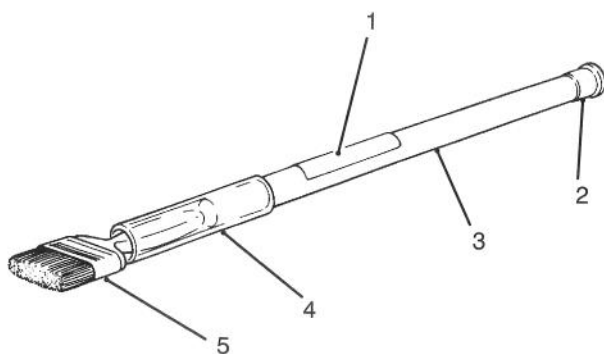
BEARING REPLACEMENT TOOL KIT NO. TOR238900



T-0730

Ref. No.	Part No.	Description	No. Used
1	23-8880	Driver – Bearing	2
2	3219-18	Nut – Hex.	1
3	23-8840	Puller – Bolt	1
4	22-6090	Washer – Thrust	1
5	23-8850	Tube – Support	1
6	23-8860	Pin – Bearing Rplcmnt.	1

BACKLAPPING BRUSH ASSEMBLY NO. 29-9100



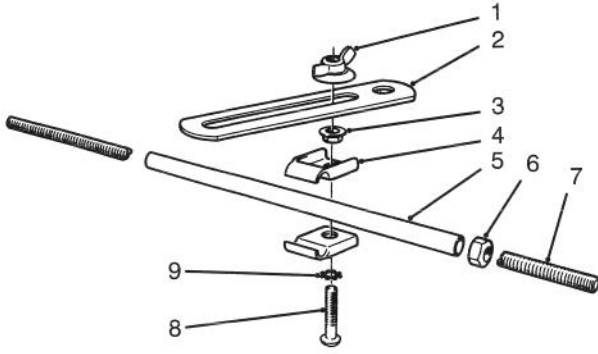
T-0731

Ref. No.	Part No.	Description	No. Used
1	12-9140	Decal	1
2	2410-18	Plug	1
3	29-9080	Handle	1
4	29-9090	Hose – Handle	1
5	36-4310	Brush	1

Note: Special tools may be ordered from: Owatonna Tool Company 2013 4th St. NW Owatonna, MN 55060

SPECIAL TOOLS (Continued)

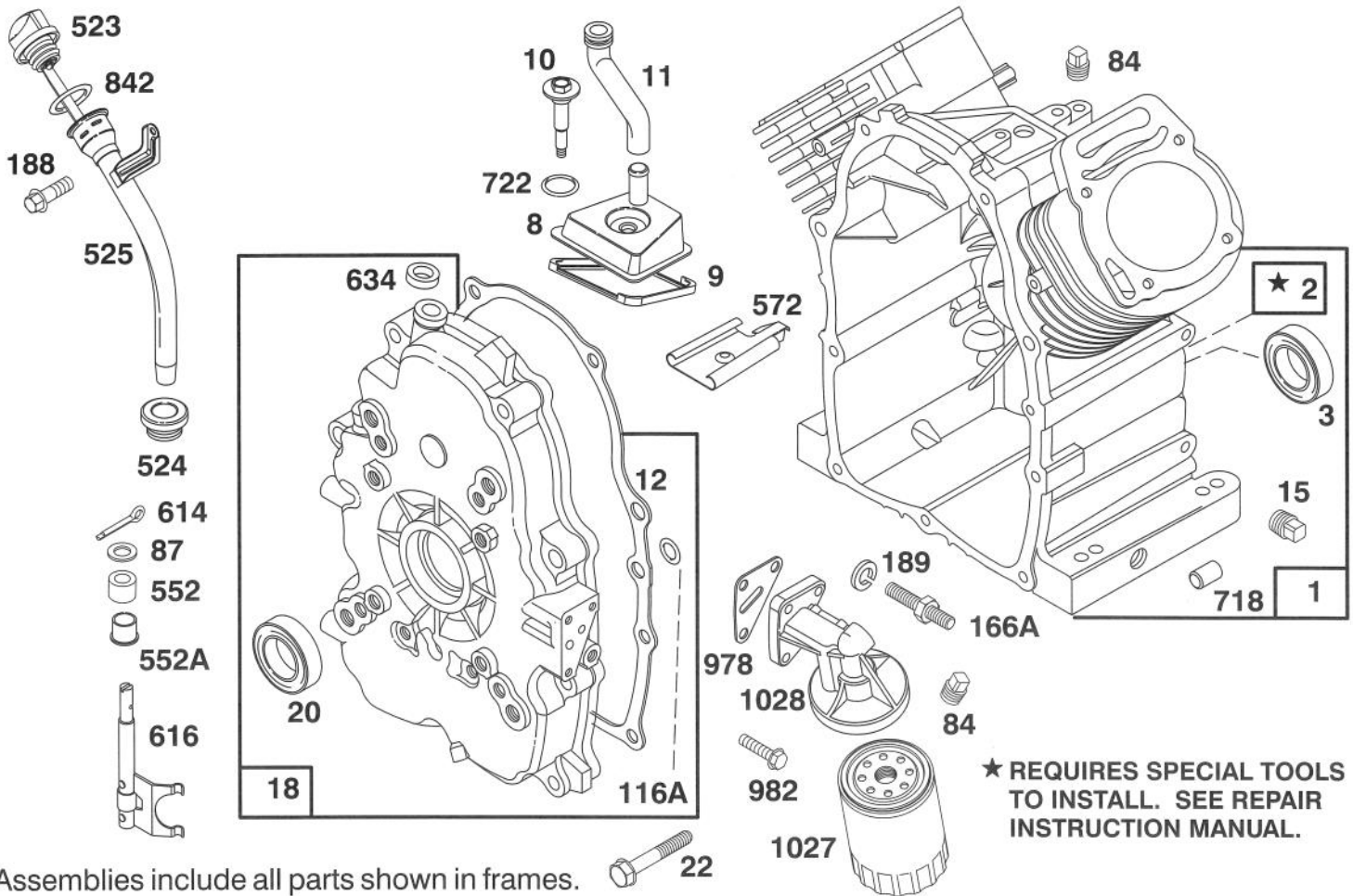
ALIGNMENT TOOL NO. TOR200120



T-0732

Ref. No.	Part No.	Description	No. Used
1	3-4808	Nut - Wing	1
2	20-0110	Bracket - Alignment	1
3	32128-20	Nut - Lock, Flange	1
4	3-6657	Clip - Skid	2
5	20-0070	Tube	1
6	3219-2	Nut - Hex.	1
7	20-0080	Rod	1
8	32122-35	Screw - Truss Head	1
9	3255-8	Washer - Lock, Int. Tooth	1

**Note: Special tools may be ordered from: Owatonna Tool Company
2013 4th St. NW
Owatonna, MN 55060**



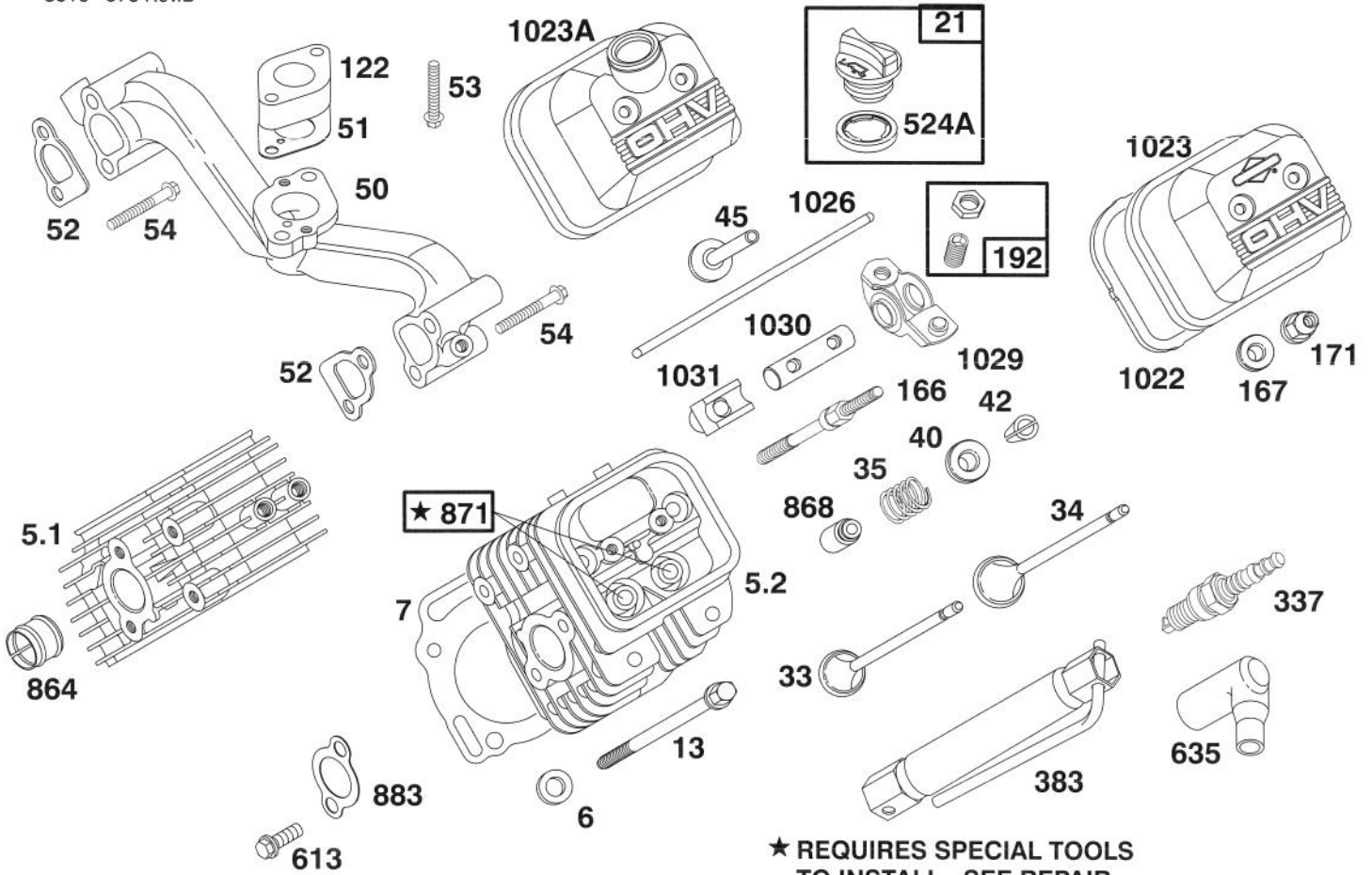
Assemblies include all parts shown in frames.

ENGINE BRIGGS & STRATTON MODEL 303447-0479-01

Ref. No.	Part No.	Description	No. Used
1	807521	Cylinder Assembly	
2	805107	Bearing - Cylinder	
*3	805101	Seal - Oil	
8	807795	Breather Assembly	
*9	805379	Gasket - Breather	
10	805751	Screw - Hex. Washer Head	
11	805362	Tube - Breather	
*12	805112	Gasket - Crankcase Cover	
15	805048	Plug - Oil Drain	
18	807628	Cover Assembly - Crankcase	
*20	805049	Seal - Oil	
22	805696	Screw - Crankcase Cover	
84	91488	Plug - Pipe	
*87	805054	Seal - Governor Shaft	
*116A	805198	O-Ring (Crankcase Cover)	
166A	805073	Stud - Oil Filter Adapter	
188	805247	Screw - Hex. Head	

Ref. No.	Part No.	Description	No. Used
189	805449	Lockwasher	
523	807977	Dipstick	
*524	805259	Seal - Filler Tube	
525	807584	Tube - Oil Filler	
552	805412	Bushing - Governor Shaft	
552A	805413	Bushing - Governor Shaft	
572	805197	Baffle - Breather	
614	805417	Pin - Cotter	
616	807596	Fork - Governor	
634	805416	Washer - Governor Shaft	
718	805103	Dowel - Crankcase	
*722	805483	Seal - Breather Screw	
*842	805386	O-Ring	
*978	805250	Gasket - Oil Filter Adapter	
982	805030	Screw	
1027	491056	Filter - Oil	
1028	805292	Adapter - Oil Filter	

*Included in Gasket Set - Part No. 807989.



★ REQUIRES SPECIAL TOOLS TO INSTALL. SEE REPAIR INSTRUCTION MANUAL.

Assemblies include all parts shown in frames.

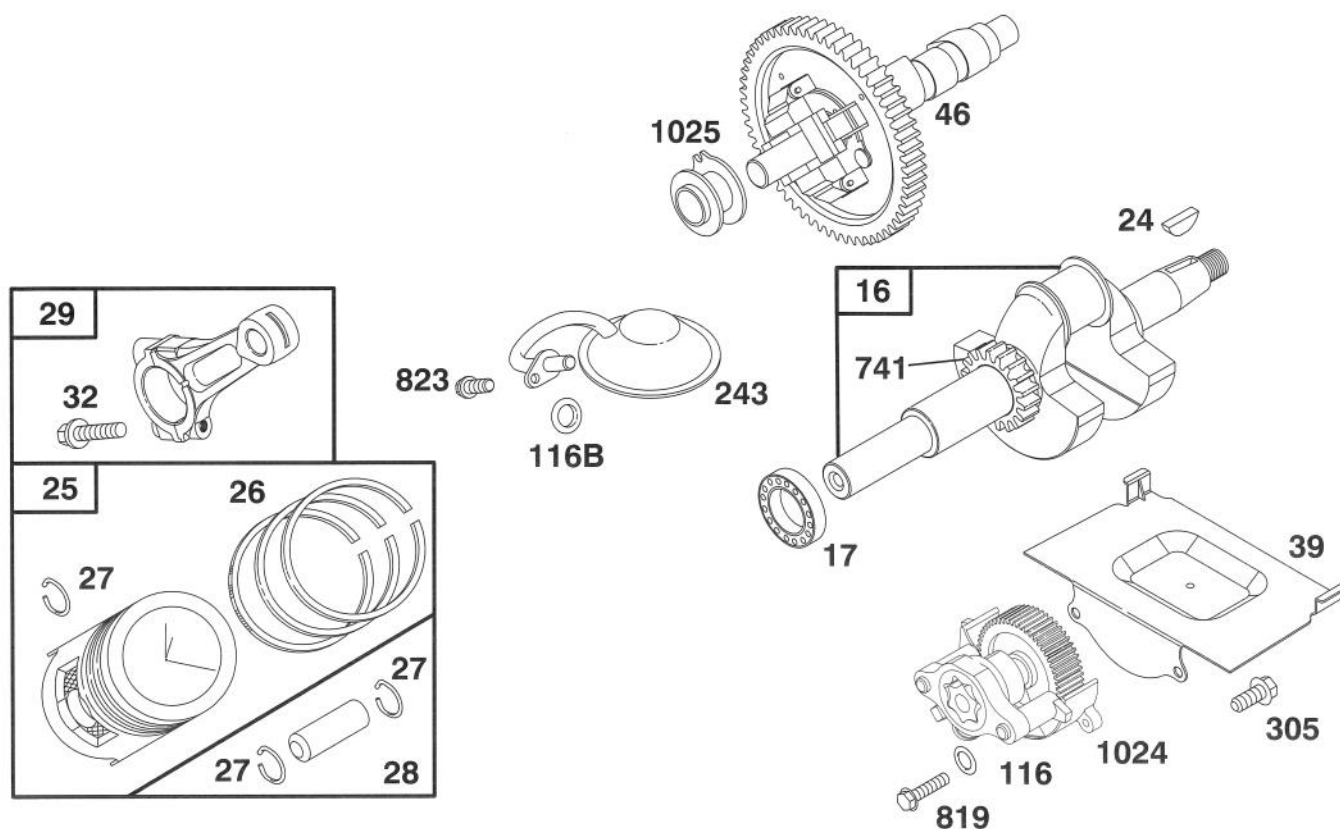
ENGINE BRIGGS & STRATTON MODEL 303447-0479-01

Ref. No.	Part No.	Description	No. Used
5.1	807987	Head - Cylinder (Cyl. #1)	
5.2	807988	Head - Cylinder (Cyl. #2)	
‡6	805193	Washer - Cylinder Head	
‡*7	807986	Gasket - Cylinder Head	
13	805097	Screw - Cylinder Head	
21	491832	Plug - Oil Fill (Cyl. #1)	
33	805089	Valve - Exhaust	
34	805090	Valve - Intake	
35	805078	Spring - Valve	
40	805092	Retainer - Valve Spring	
42	805161	Retainer - Valve	
45	805354	Tappet - Valve	
50	805772	Manifold - Intake	
*51	805264	Gasket - Carburetor Mtg.	
‡*52	805023	Gasket - Intake Manifold	
53	805466	Screw	
54	805006	Screw	
122	805328	Spacer - Carburetor	
166	805343	Stud - Rocker Arm	
‡*167	805420	Washer - Valve Cover	
‡171	805019	Nut - Nylock	

Ref. No.	Part No.	Description	No. Used
192	807623	Screw - Valve Adjustment (Incl. Jam Nut)	
337	496018	Plug - Spark	
383	19374	Wench - Spark Plug	
‡*524A	271983	Seal - Filler Plug	
613	805158	Screw	
635	805529	Elbow - Spark Plug	
864	805083	Liner - Exhaust Port	
868	805094	Seal - Valve Guide	
871	805084	Guide - Valve	
‡*883	805024	Gasket - Exhaust Manifold	
‡*1022	805028	Gasket - Valve Cover	
1023	805100	Cover - Valve	
1023A	808032	Cover - Valve	
		Used on Cylinder #1.	
1026	805352	Rod - Push	
		Note: 805617 Rod - Push Used on Exhaust Side Only.	
1029	807557	Arm - Rocker	
1030	805342	Shaft - Rocker Arm	
1031	805341	Support - Rocker Arm	

*Included in Gasket Set - Part No. 807989.

‡Included in Valve Overhaul Kit - Part No. 807990.



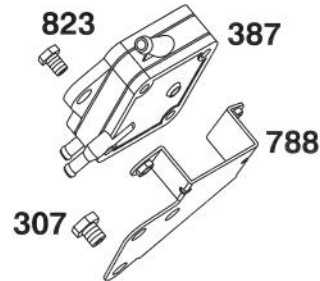
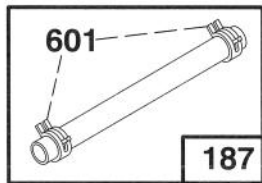
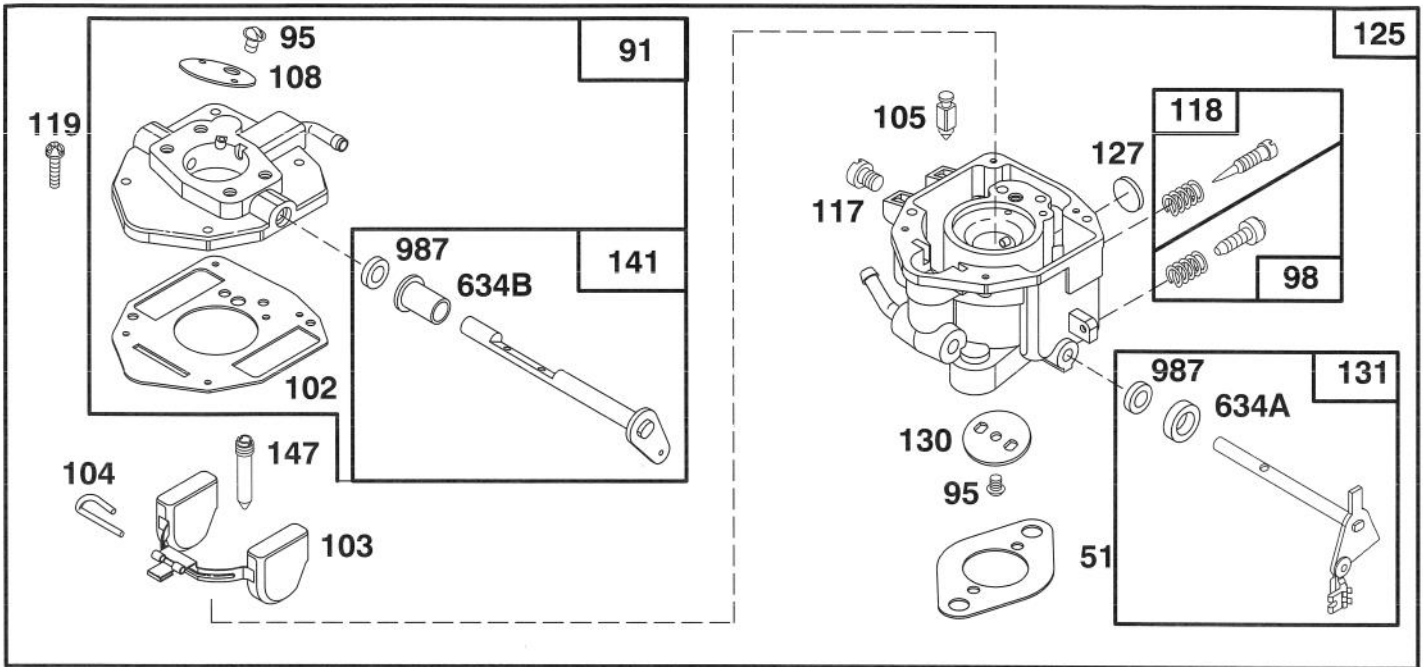
Assemblies include all parts shown in frames.

ENGINE BRIGGS & STRATTON MODEL 303447-0479-01

Ref. No.	Part No.	Description	No. Used
16	807589	Crankshaft Note: To Replace Crankshaft Gear Key - Order Part No. 94196. 807625 Thrust Washer	
17	805754	Bearing - Ball	
24	805016	Key - Flywheel	
25	807619	Piston Assembly (Standard)	
	807807	Piston Assembly .010 O.S.	
	807809	Piston Assembly .020 O.S.	
	807811	Piston Assembly .030 O.S.	
26	807620	Ring Set - Piston (Standard)	
	807808	Ring Set - Piston .010 O.S.	
	807810	Ring Set - Piston .020 O.S.	
	807812	Ring Set - Piston .030 O.S.	
27	805099	Lock - Piston Pin	
28	807621	Piston Pin Assembly	

Ref. No.	Part No.	Description	No. Used
29	807900	Connecting Rod Assembly Note: For Connecting Rod With .020" Undersize Crankpin Bore - Order Part No. 807803.	
32	805395	Screw - Connecting Rod	
39	805654	Plate - Windage	
46	807542	Gear - Cam	
*116	805058	O-Ring (Oil Pump)	
*116B	805316	O-Ring (Pick - Up Tube)	
243	807598	Screen - Oil Pump Pick-Up	
305	805406	Screw	
741	805675	Gear - Timing	
819	805057	Screw	
823	805317	Screw - Mounting	
1024	807644	Oil Pump Assembly	
1025	805313	Slider - Governor	

*Included in Gasket Set - Part No. 807989.



Assemblies include all parts shown in frames.

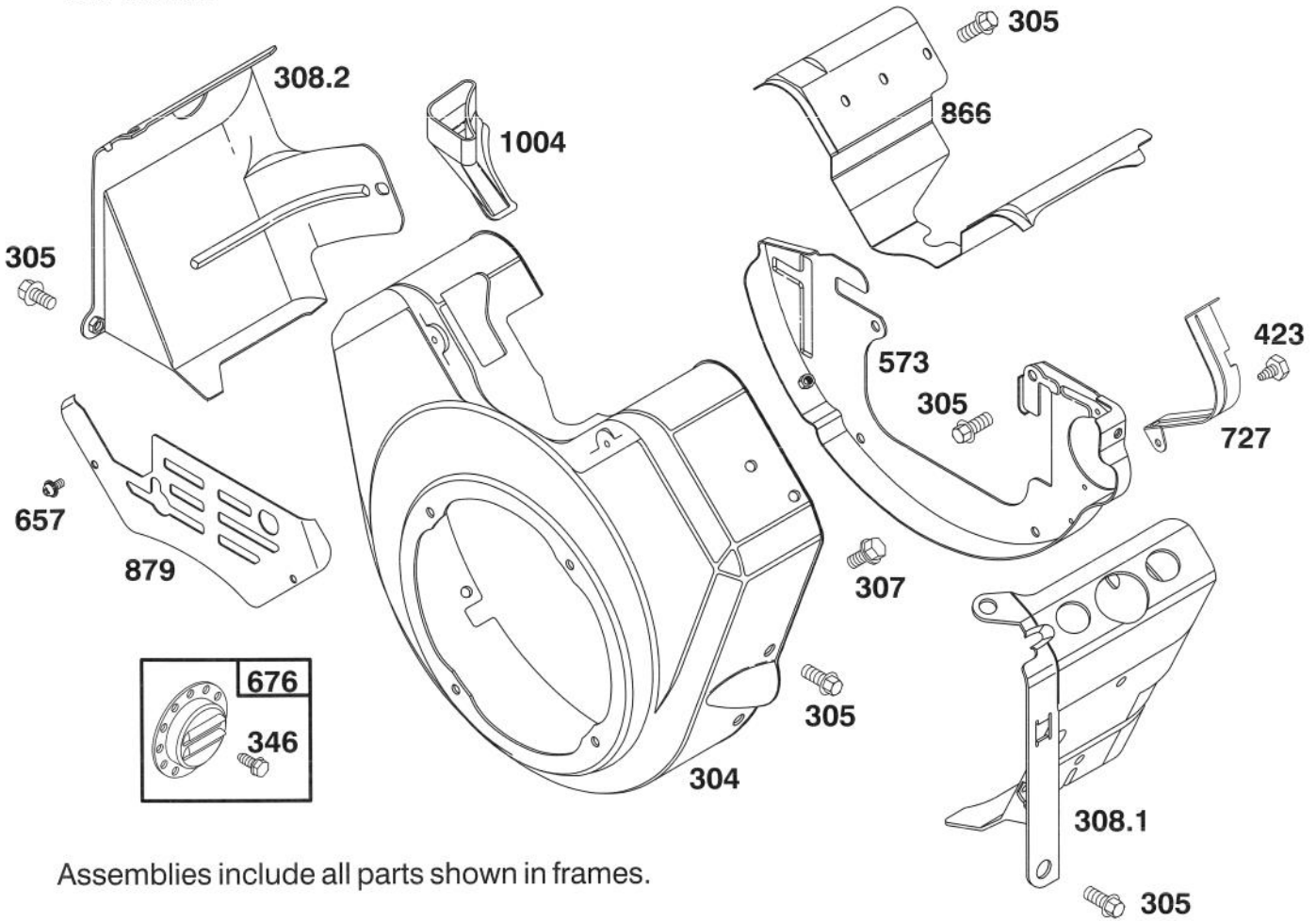
ENGINE BRIGGS & STRATTON MODEL 303447-0479-01

Ref. No.	Part No.	Description	No. Used
*51	805700	Gasket – Carburetor Mtg.	
91	807919	Body – Upper Carburetor	
95	805538	Screw – Valve Mtg.	
98	807718	Screw – Throttle Adj.	
†102	805541	Gasket – Intake Elbow	
103	805546	Float Assembly	
†104	805545	Pin – Float Hinge	
†105	805547	Valve – Fuel Inlet	
108	805539	Valve – Choke	
†117	805853	Jet – Main	
†118	807719	Valve – Idle Adjusting Needle	
119	805540	Screw – Upper Body Mtg.	
125	807918	Carburetor Assembly	
†127	805559	Plug – Welch	

Ref. No.	Part No.	Description	No. Used
130	805554	Valve – Throttle	
131	807720	Shaft – Throttle	
141	807722	Shaft – Choke	
†147	805553	Jet – Slow Speed	
187	393815	Hose – Fuel (Cut to Suit)	
307	805025	Screw	
387	491922	Pump – Fuel	
601	93053	Clamp – Hose	
†634A	805557	Collar – Throttle	
†634B	805543	Collar – Choke	
788	807685	Bracket – Fuel Pump	
823	805317	Screw – Mounting	
947	807664	Solenoid	
†987	805544	Seal – Shaft	

†Included in Carburetor Kit – Part No. 807726.

*Included in Gasket Set – Part No. 807989.

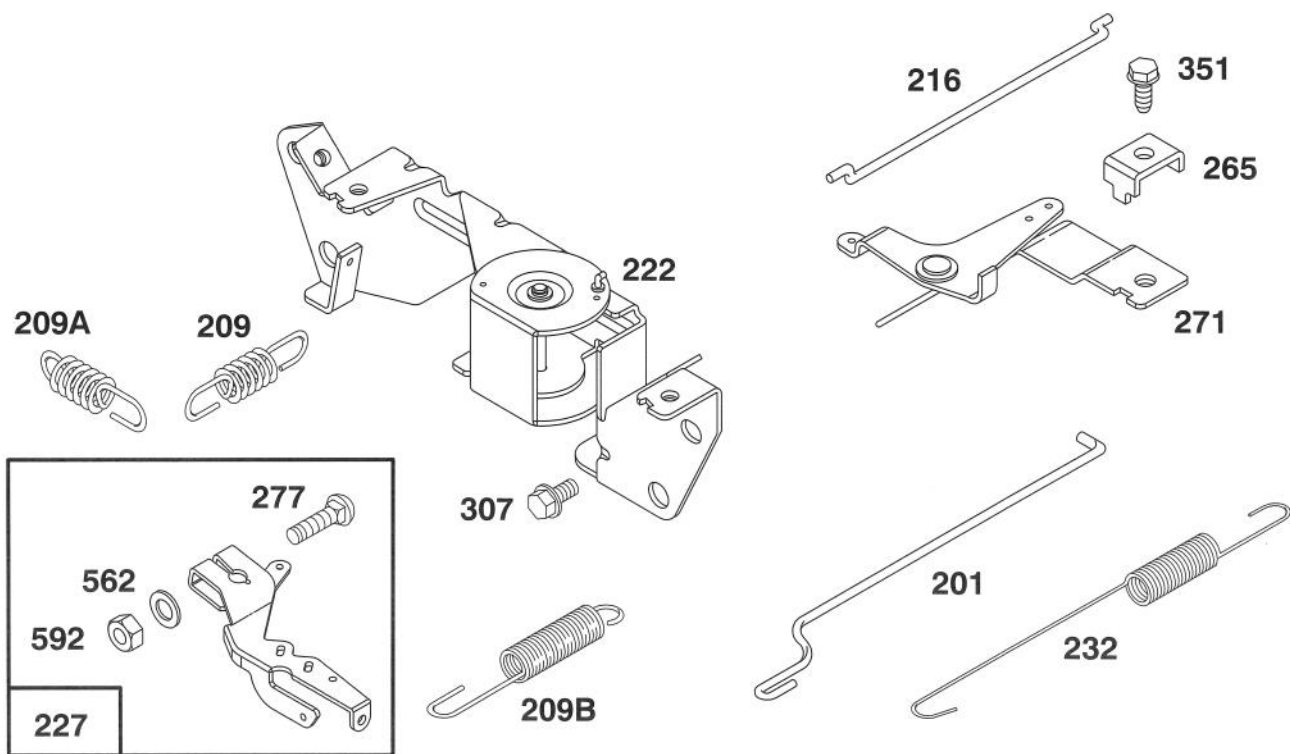


Assemblies include all parts shown in frames.

ENGINE BRIGGS & STRATTON MODEL 303447-0479-01

Ref. No.	Part No.	Description	No. Used
304	807898	Housing - Blower	
305	805406	Screw	
307	805025	Screw	
308.1	807868	Cover - Air Guide (Cyl. #1)	
308.2	807869	Cover - Air Guide (Cyl. #2)	
346	93705	Screw	
423	805260	Screw	

Ref. No.	Part No.	Description	No. Used
573	807663	Back Plate Assembly	
657	805009	Screw	
676	397630	Deflector-Exhaust	
727	805505	Shield - Starter	
866	805738	Valley Cover - Air Guide	
879	805841	Cover - Carburetor	
1004	805632	Tube - Air Inlet	

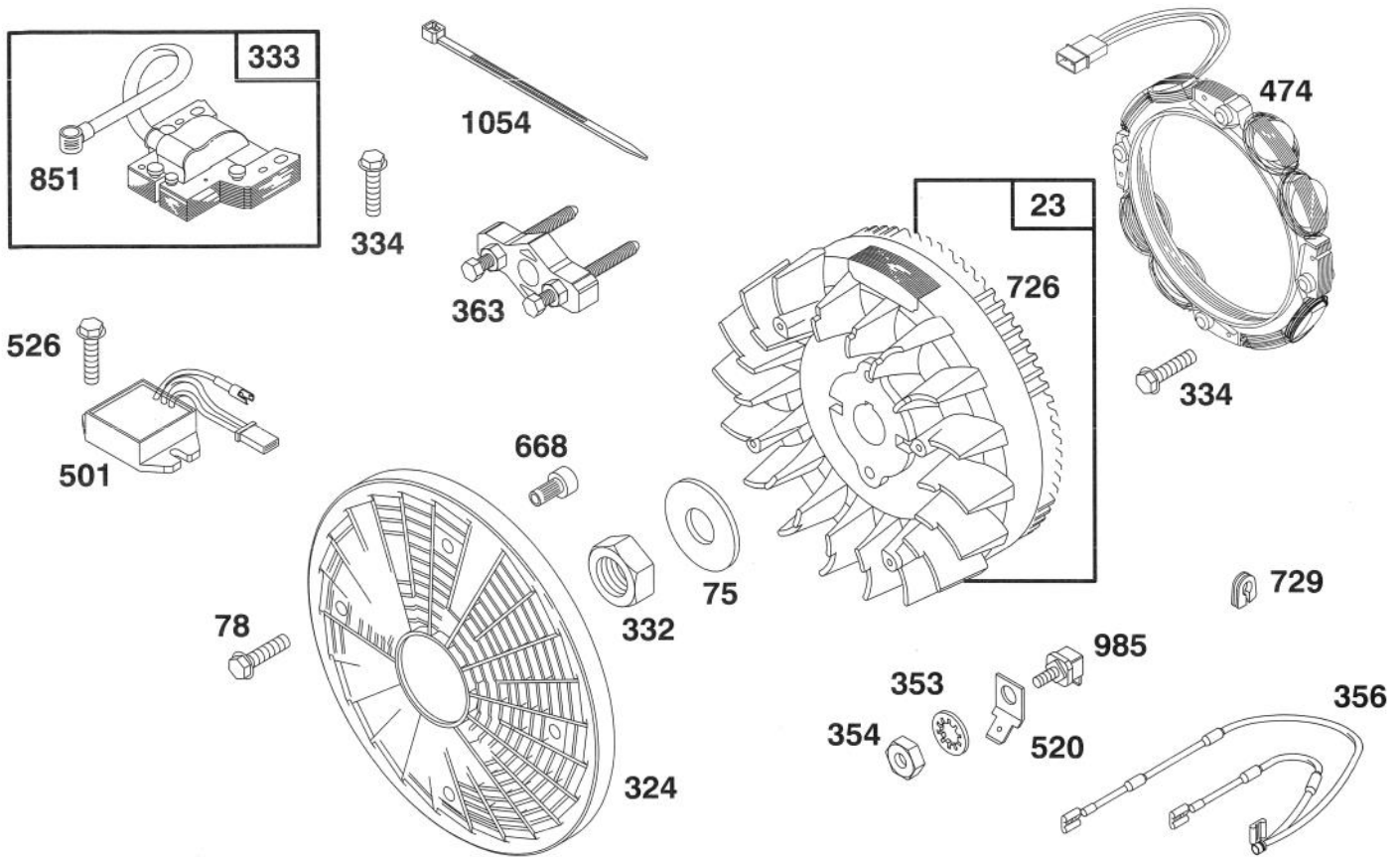


Assemblies include all parts shown in frames.

ENGINE BRIGGS & STRATTON MODEL 303447-0479-01

Ref. No.	Part No.	Description	No. Used
201	805480	Link - Governor	
209	805464	Spring - Governor	
209A	805453	Spring - Governed Idle	
209B	805450	Spring - Governed Idle (Secondary)	
216	805439	Link - Choke	
222	807610	Bracket - Governor Control	
227	807528	Lever Assembly - Governor	

Ref. No.	Part No.	Description	No. Used
232	805465	Spring - Governor Link	
265	221535	Clamp - Casing	
271	807609	Bracket - Choke Control	
277	805018	Washer	
307	805025	Screw	
351	805169	Screw - Hex. Head	
562	805381	Bolt	
592	805383	Nut - Hex.	

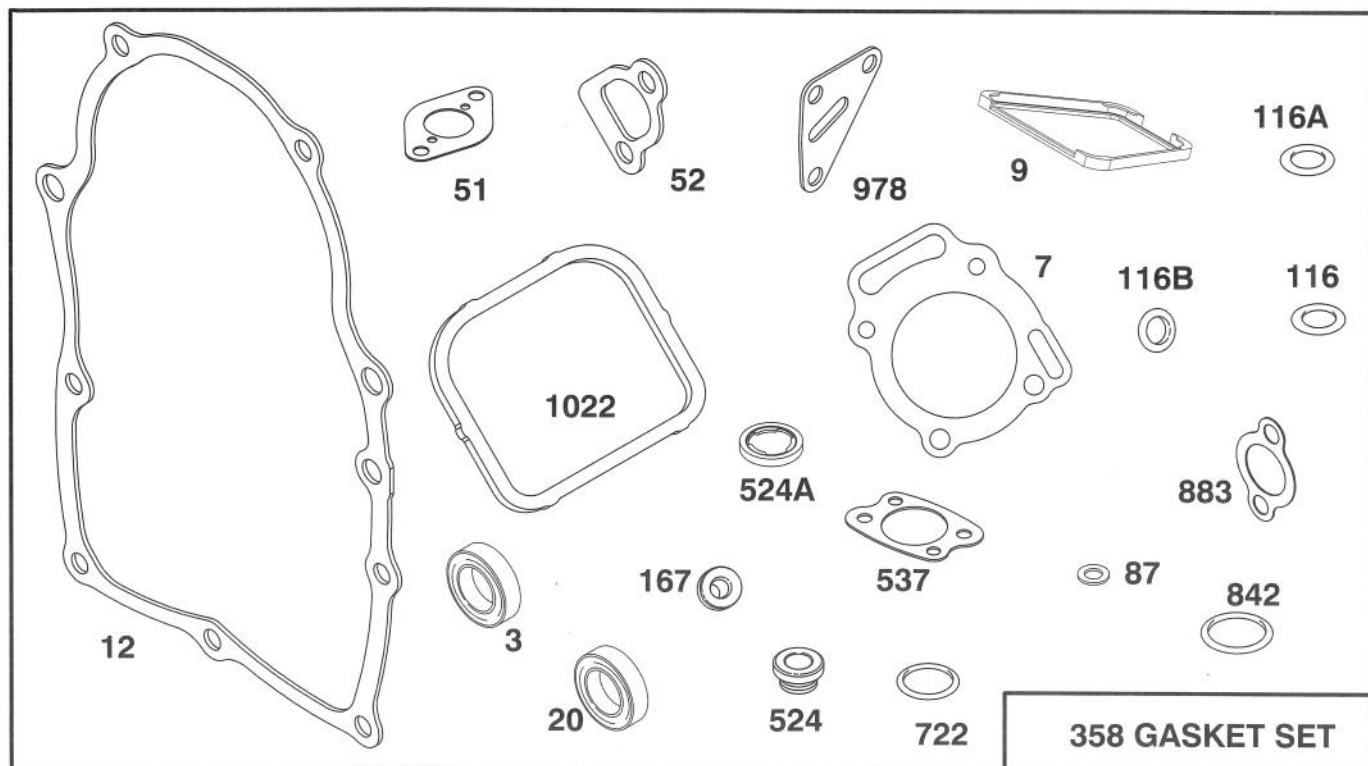


Assemblies include all parts shown in frames.

ENGINE BRIGGS & STRATTON MODEL 303447-0479-01

Ref. No.	Part No.	Description	No. Used
23	808128	Flywheel	
75	805007	Washer - Spring	
78	805447	Screw	
324	280829	Screen - Rotating	
332	805021	Nut - Hex	
333	492341	Armature - Magneto	
334	805407	Screw - Mounting	
353	92791	Lockwasher (Internal Tooth)	
354	90576	Nut - Hex.	
356	493792	Wire Assy.	
363	19203	Puller - Flywheel	

Ref. No.	Part No.	Description	No. Used
474	393295	Stator - Alternator	
501	394890	Regulator - Alternator	
520	93722	Terminal - Ground	
526	805448	Screw - Mtg.	
668	805402	Spacer	
726	808162	Gear - Flywheel Ring	
729	805641	Grommet	
851	221798	Terminal - Ignition Cable	
985	398525	Insulator	
1054	280275	Tie - Cable	



Assemblies include all parts shown in frames.

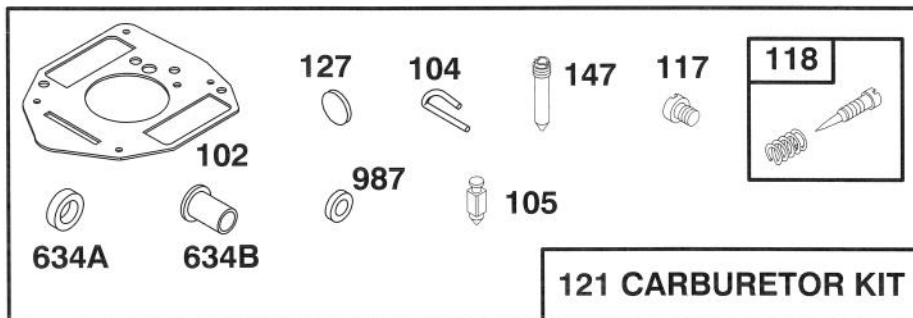
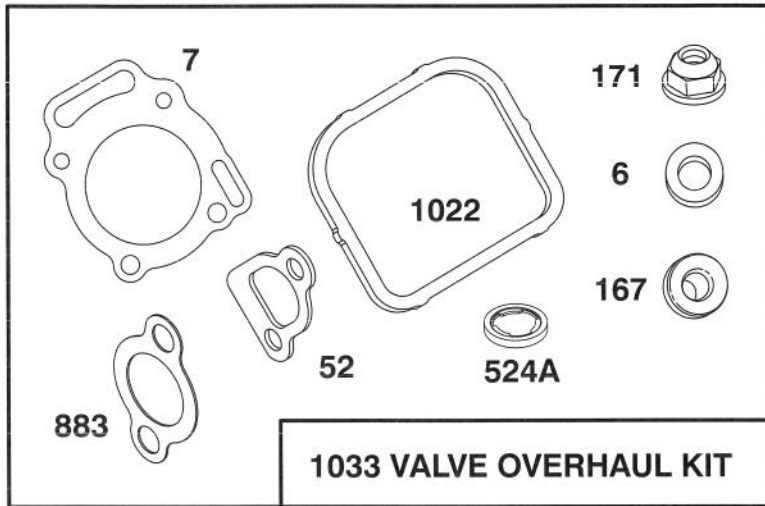
ENGINE BRIGGS & STRATTON MODEL 303447-0479-01

Ref. No.	Part No.	Description	No. Used
*3	805101	Seal - Oil	
*‡7	807986	Gasket - Cylinder Head	
*9	805379	Gasket - Breather	
*12	805112	Gasket - Crankcase Cover	
*20	805049	Seal - Oil	
*51	805264	Gasket - Carburetor Mtg.	
*‡52	805023	Gasket - Intake Manifold	
*87	805054	Seal - Governor Shaft	
*116	805058	O-Ring (Oil Pump)	
*116A	805198	O-Ring (Crankcase Cover)	
*116B	805316	O-Ring (Pick - Up Tube)	

Ref. No.	Part No.	Description	No. Used
‡*167	805420	Washer - Valve Cover	
358	807989	Gasket Set	
*524	805259	Seal - Filler Tube	
‡*524A	271983	Seal - Filler Plug	
*537	805655	Gasket - Air Cleaner	
*722	805483	Seal - Breather Screw	
‡*842	805386	O-Ring	
*883	805024	Gasket - Exhaust Manifold	
*978	805250	Gasket - Oil Filter Adapter	
‡*1022	805028	Gasket - Valve Cover	

*Included in Gasket Set - Part No. 807989.

‡Included in Valve Overhaul Kit - Part No. 807990.



Assemblies include all parts shown in frames.

ENGINE BRIGGS & STRATTON MODEL 303447-0479-01

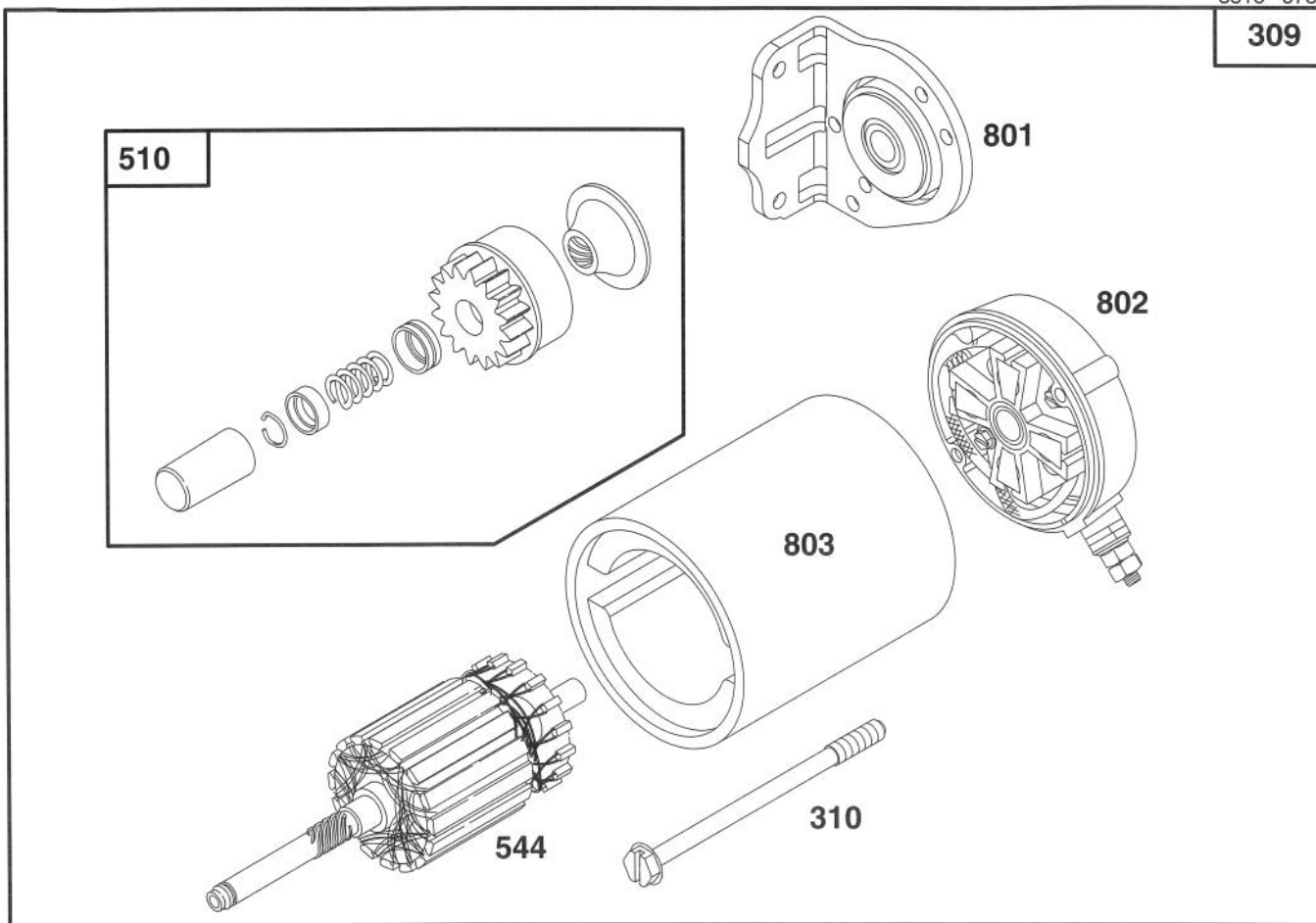
Ref. No.	Part No.	Description	No. Used
‡6	805193	Washer - Cylinder Head	
*‡7	807986	Gasket - Cylinder Head	
*9	805379	Gasket - Breather	
*‡52	805023	Gasket - Carburetor Mtg.	
†102	805541	Gasket - Intake Elbow	
†104	805545	Pin - Float Hinge	
†105	805547	Valve - Fuel Inlet	
†117	805548	Jet - Main	
†118	807719	Valve - Idle Adjusting Needle	
121	807726	Carburetor Kit	
†127	805559	Plug - Welch	

Ref. No.	Part No.	Description	No. Used
†147	805553	Jet - Slow Speed	
*‡167	805420	Washer - Valve Cover	
‡171	805019	Nut - Nylock	
‡*524A	271983	Seal - Filler Plug	
†634A	805557	Collar - Throttle	
†634B	805543	Collar - Choke	
*722	805483	Seal - Breather Screw	
*‡883	805024	Gasket - Exhaust Manifold	
†987	805544	Seal - Shaft	
*‡1022	805028	Gasket - Valve Cover	
1033	807990	Overhaul Kit - Valve	
1036	807688	Gasket Set - Breather	

*Included in Gasket Set - Part No. 807989.

†Included in Carburetor Kit - Part No. 807726.

‡Included in Valve Overhaul Kit - Part No. 807990.



Assemblies include all parts shown in frames.

ENGINE BRIGGS & STRATTON MODEL 303447-0479-01

Ref. No.	Part No.	Description	No. Used
188	805247	Screw - Hex. Head	
309	808106	Motor - Starting	
310	496880	Bolt - Thru	
510	496881	Drive - Starter	
544	496816	Armature - Starter	

Ref. No.	Part No.	Description	No. Used
801	496814	Cap Assy. - Drive	
802	496813	Cap Assy. - Commutator Includes: 496887 Brush Set	
803	496815	Housing - Starter	

INTERNATIONAL PARTS REFERENCE

EUROPEAN PARTS KIT NO. 93-7649

DESCRIPTION	LOCATION	PART NUMBER	
		ENGLISH	EUROPEAN
Decal Parking Brake	Footrest Plate	27-2830	93-8062
Decal Hydraulic Oil	Seat Back	58-6530	93-8067
Decal Warning	Cutting Unit Pull Frame	62-5070	93-8064
Decal Engine RPM	Air Cleaner	71-3620	93-8073
Decal Hot Surface	Engine Housing	63-8440	93-8069
Decal Warning	Steering Arm	83-1790	93-8063
Decal Traction	Right Hand Shield	83-1850	93-8065
Decal Service	Seat Back	92-9779	DANISH 93-7260 DUTCH 93-7261 ITALIAN 84-9280 SPANISH 84-9240 GERMAN 84-9260 FRENCH 84-9250 SWEDISH 84-9270 PORTUGUESE 93-7257 NORWEGIAN 93-7258 FINNISH 93-7259
Decal Steering Arm	Steering Arm	83-2050	93-8068
Decal ANSI	Frame Tube	88-6700	93-8074
Decal CE Mark	Panel	-	93-7252
Decal Bolt Eccentric	SPA CU Side Plate	77-0490	93-6691
Decal Traction Speed	Left Hand Panel	83-2260	93-8066
Plate Control	Control Panel	83-0850	93-8061
Cap Fuel	Fuel Tank	93-3101	93-7170

DESCRIPTION	LOCATION	PART NUMBER	
		ENGLISH	EUROPEAN
Assy. Foot Shield	Foot Rest Area	-	93-7421
Decal Danger	Battery Case	-	93-6668
Decal Danger	Battery Cap	-	93-7276
Decal Caution	Grooming Unit	-	93-7292
Bracket WA. Lock Out, Mow	Left Front Frame	-	93-9901
Pin Lock Out, Mow	Left Front Frame	-	93-9903
Arm Lock Out, Mow	Left Front Frame	-	93-9904
Spacer Lock Out, Mow	Left Front Frame	-	93-9907
Nut - Lock	Left Front Frame	-	3296-39
Washer, Flat	Left Front Frame	-	3256-38
Screw - Cap Hex. Head	Left Front Frame	-	323-13
Spring Compression	Left Front Frame	-	56-7730

INTERNATIONAL PARTS REFERENCE

JAPANESE KIT NO. 83-2600

DESCRIPTION	LOCATION	PART NUMBER	
		ENGLISH	JAPANESE
Decal Parking Brake	Footrest Plate	27-2830	83-2480
Decal Hydraulic Oil	Seat Back	58-6530	84-3180
Decal Warning	Cutting Unit Pull Frame	62-5070	84-6560
Decal Engine RPM	Air Cleaner	71-3620	83-2550
Decal Hot Surface	Engine Housing	63-8440	83-2560
Decal Warning	Steering Arm	83-1790	83-2520
Decal Traction	Right Hand Shield	83-1850	83-2540
Decal Service	Seat Back	92-9779	83-2490
Decal Steering Arm	Steering Arm	83-2050	83-2510
Decal ANSI	Frame Tube	88-6700	84-3020
Decal Traction Speed	Left Hand Panel	83-2260	83-2500
Plate Control	Control Panel	83-0850	83-2570

TORO PART NUMBER INDEX

Part No.	Description	Pg. Ref. No. No. Qty.	Part No.	Description	Pg. Ref. No. No. Qty.
3-0348	Bushing - Sleeve	3 11 6	27-2320	Bearing - Flange	1 33 2
3-0348	Bushing - Sleeve	4 14 6	27-2380	Spacer	21 32 2
3-0348	Bushing - Sleeve	6 22 6	27-2540	Spacer - Hub	6 31 1
3-1506	Bushing - Flange	3 16 4	27-2550	Pin - Pivot	6 27 1
3-1506	Bushing - Flange	4 30 4	27-2830	Decal - Parking Brake	1 9 1
3-1506	Bushing - Flange	6 38 4	27-6600	Spacer - Coupling	28 15 4
3-4808	Nut - Wing	36 1 1	28-1400	Battery	21 11 1
3-6657	Clip - Skid	36 4 2	28-3680	Tire	8 2 2
3-6685	Spring - Compression	20 17 1	28-3680	Tire	31 9 1
5-0946	Key - Square	28 12 1	28-4210	Solenoid - Starter	21 5 1
5-0946	Key - Square	29 16 1	28-7890	Module - Interlock	22 26 1
5-0946	Key - Square	30 16 1	28-8080	Boot Terminal	21 13 1
5-1226	Washer - Shim	3 10 2	29-9080	Handle	35 3 1
5-1226	Washer - Shim	4 16 2	29-9090	Hose - Handle	35 4 1
5-1226	Washer - Shim	6 24 2	36-4310	Brush	35 5 1
5-3934	Bolt - Castor	31 20 1	37-8130	Basket - Grass	2 * 3
8-7710	Ball Joint Receiver Assy.	4 4 2	38-0410	Nut - Hex.	15 53 1
8-7710	Ball Joint Receiver Assy.	6 4 2	38-0410	Nut - Hex.	17 59 1
8-7710	Ball Joint Receiver Assy.	3 25 2	39-9600	Clamp - Mounting	22 9 1
10-6060	Pin - Lift Cylinder	3 7 1	42-2680	Race R. Detent	14 46 1
10-6060	Pin - Pivot	4 19 1	43-2830	Nut - Hex	27 33 1
10-6090	Pin - Pivot	4 33 1	43-5220	Ring - Retaining	7 10 1
10-6090	Pin - Pivot	3 37 1	43-5230	Shaft & Clevis	7 11 1
10-6090	Pin - Pivot	6 41 1	43-5930	Washer - Lock	27 25 2
10-6110	Pin - Hinge	3 3 1	43-8600	Spring - Compression	20 21 1
10-6110	Pin - Pivot	4 24 1	43-8610	Seat - Ball	20 20 1
10-6821	Brake Drum Assembly	8 * 2	43-8620	Guide - Switch	20 23 1
10-6830	Stud - Drive	31 17 4	43-8860	Plunger - Switch	20 22 1
10-6850	Drum - Brake	8 6 2	43-8870	Boot - Switch	20 26 1
10-6870	Hub - Wheel	8 5 2	43-9071	Seat Switch Assembly	20 * 1
10-7070	Key - Square	28 20 1	44-0870	Shaft - Cam	11 5 1
10-7820	Pivot Hinge Assembly	3 12 1	44-2230	Coupling - Rubber	28 16 1
10-7820	Pivot Hinge Assembly	4 25 1	44-5560	Head - Oil Filter	21 27 1
10-7820	Pivot Hinge Assembly	6 33 1	46-8560	Screw - Self Taping	21 20 3
10-7850	Latch - Parking Brake	1 23 1	47-2890	Bushing - Sleeve	18 20 2
10-7880	Hinge - Upper	1 8 1	47-5320	Lever - Control	11 40 1
10-7890	Hinge - Lower	1 22 1	47-6990	Nut - Steering Wheel	18 10 1
10-8100	Strap - Brake Shaft	1 31 2	48-7610	Screw - Cap Hex. Hd.	25 9 1
10-8110	Washer - Thrust	3 9 6	48-7620	Screw - Cap Hex. Hd.	27 36 1
10-8110	Washer - Thrust	4 15 6	49-5430	Rod - Control	11 1 1
10-8110	Washer - Thrust	6 23 6	49-5430	Rod - Control	1 4 1
10-8140	Spring - Torsion	1 7 1	49-5880	Shaft - Seat Support	20 27 1
11-0160	Roller Shaft Screw Assy.	3 14 2	49-6110	Guard - Transfer Rod	1 6 1
11-0160	Roller Shaft Screw Assy.	4 28 2	49-6120	Pad - Footrest	1 13 1
11-0160	Roller Shaft Screw Assy.	6 36 2	49-6200	Lever - Cutting Control	2 42 1
12-3270	Screw - Hex. Washer Hd.	27 17 4	49-6220	Bracket - Control Arm	11 9 1
12-3270	Screw - Hex. Washer Hd.	11 38 1	49-6250	Bracket - Traction Pivot	11 35 1
12-3270	Screw - Thread Forming	13 50 1	49-6260	Assy. - Pivot, Traction	11 21 1
12-9140	Decal	35 1 1	49-6290	Shaft - Traction Pivot	11 37 1
18-6320	Washer - Steering	31 7 4	49-6440	Pedal - Forward	11 42 1
20-0070	Tube	36 5 1	51-0350	Pin - Seat Spring	20 16 1
20-0080	Rod	36 7 1	51-0780	Slider - Seat	20 31 1
20-0110	Bracket - Alignment	36 2 1	51-0790	Adjuster - Seat	20 6 1
21-8470	Shaft - Roller	3 21 1	52-1990	Piston	5 3 1
21-8470	Shaft - Roller	4 36 1	52-2720	Roller Assembly	3 20 1
21-8470	Shaft - Roller	6 44 1	52-2720	Roller Assembly	4 35 1
22-6090	Washer - Thrust	35 4 1	52-2720	Roller Assembly	6 43 1
23-8840	Puller - Bolt	35 3 1	52-5860	Collar - Spool	17 51 1
23-8850	Tube - Support	35 5 1	52-5880	Ball - Steel	14 47 12
23-8860	Pin - Bearing Rplcmnt.	35 6 1	52-5900	Screw - Fillister Hd.	16 37 4
23-8880	Driver - Bearing	35 1 2	52-9230	Ring - Retaining	19 2 1
26-3790	Nut - Lock	8 4 2	52-9260	Screw - Set	19 26 1
27-1960	Hub - Engine	28 21 1	52-9270	Seat - Ball Check	19 24 1
27-1970	Hub - Pump	28 22 1	52-9280	Ball - Check	19 22 1
27-2270	Rod - Brake Adjusting	1 29 2	52-9290	Retainer - Ball Check	19 21
27-2320	Bearing - Flange	11 7 2	56-2230	Hose - Fuel	25 17 1

*Not Illustrated

TORO PART NUMBER INDEX (Cont.)

Part No.	Description	Pg. Ref. No. No. Qty.	Part No.	Description	Pg. Ref. No. No. Qty.
56-7720	Bolt - Battery	21 17 2	70-7150	Hose - Hydraulic	13 48 1
56-7970	Clamp Half - Tube	2 45 2	70-8130	Barrel	7 1 1
57-6140	Clamp Half - Tube	8 20 2	70-8250	Drive	19 16 1
57-6220	Link	11 17 5	70-8610	Hose - Hydraulic	13 51 1
57-7650	Spring - Torsion	4 11 1	70-9800	Reel Motor Assembly	33 8 3
57-7650	Spring - Torsion	6 18 1	70-9840	Shoe - Brake	8 8 4
57-7650	Spring - Torsion	3 32 1	70-9850	Clip - Retaining	8 23 2
58-6520	Decal - Grease	31 36 2	70-9860	Cam - Brake	8 27 2
58-6530	Decal - Hydraulic Oil	20 33 1	70-9870	Plate - Backing	8 10 2
59-6730	Race - Bearing	19 8 2	70-9880	Spring - Return	8 7 4
59-6740	Bearing - Needle Thrust	19 9 1	71-0990	Orifice	12 43 1
59-6830	Centering Pin Kit	19 20 1	71-1500	Brake Assembly	8 * 2
61-3310	Plate - Logo	21 21 1	71-1510	Arm - Brake	8 24 2
62-2390	Bar - Lift L.H.	3 30 1	71-3620	Decal - Engine RPM	27 13 1
62-2420	Bar - Lift	6 8 1	72-3850	Seal - Filter	21 28 1
62-2420	Bar - Lift	4 9 1	72-4320	Switch - Ball	20 18 1
62-2440	Lift Arm Assembly	4 8 1	72-4380	Seal Kit	34 * 1
62-2460	Lift Arm Assembly L.H.	3 29 1	72-4390	Repair Kit	34 *
62-5070	Decal - Danger	3 13 1	72-4790	Hold-Down - Battery	21 16 1
62-5070	Decal - Danger	4 3 1	74-0720	Tube - Manual	20 3 1
62-5070	Decal - Danger	6 3 1	74-3570	Filter - Hydraulic Oil	21 29 1
63-3810	Hose - Hydraulic	33 1 1	74-3730	Spacer - Hub	31 11 2
63-3820	Hose - Hydraulic	33 2 1	74-3830	Hose - Hydraulic	33 12 1
63-3830	Hose - Hydraulic	33 13 1	74-3830	Hose - Hydraulic	12 28 1
63-3840	Hose - Hydraulic	33 5 1	74-9100	Pad - Forward Pedal	11 25 1
63-3840	Hose - Hydraulic	12 36 1	74-9110	Pad - Reverse Pedal	11 23 1
63-3850	Hose - Hydraulic	12 31 1	75-0540	Tether - Cap	24 9 1
63-3850	Hose - Hydraulic	3 39 1	75-9440	Hub - Wheel	31 15 1
63-3870	Hose - Hydraulic	33 16 1	75-9990	Motor - Hydraulic	8 22 2
63-3880	Hose - Hydraulic	12 18 1	76-0800	Seal Kit	9 * 1
63-3880	Hose - Hydraulic	12 29 1	76-0800	Seal Kit	10 * 1
63-3880	Hose - Hydraulic	4 39 2	76-0810	Housing Assembly	9 * 1
63-4020	Tube - Hydraulic	33 17 1	76-0810	Housing Assembly	10 * 1
63-4020	Tube - Hydraulic	12 40 1	76-0840	Manifold	9 22 1
63-4030	Tube - Hydraulic	33 18 1	76-0840	Manifold	10 22 1
63-4030	Tube - Hydraulic	12 41 1	76-0850	Bearing - Thrust	9 12 1
63-4040	Hydraulic Tube Assembly	33 4 1	76-0850	Bearing - Thrust	10 12 1
63-4040	Tube - Hydraulic	12 35 1	76-0860	Shaft - Coupling	9 11 1
63-4050	Fitting - Tee	12 42 2	76-0860	Shaft - Coupling	10 11 1
63-8360	Key - Ignition	22 17 1	76-0870	Plate - Wear	9 18 1
63-8410	Washer - Flat	25 4 4	76-0870	Plate - Wear	10 18 1
63-8410	Washer - Flat	24 36 3	76-0880	Commutator Assembly	9 * 1
63-8440	Decal - Warning Hot	27 34 1	76-0880	Commutator Assembly	10 * 1
63-8750	Pin - Pivot	6 9 1	76-0940	End Cover Assembly	10 24 1
63-8750	Pin - Pivot	4 10 1	76-0940	End Cover Assembly	9 24 1
63-8750	Pin - Pivot	3 33 1	76-0960	Link - Drive	9 13 7
65-4860	Head	5 9 1	76-0970	Rotor Set	9 * 1
65-6390	Washer - Thrust	18 13 1	76-1010	Screw - Cap Hex. Hd.	9 14 1
65-8320	Bar - Gauge	2 * 1	76-1850	Clevis	5 13 1
66-2950	Gauge - Hourmeter	22 5 1	76-1860	Shaft	5 6 1
67-1300	Decal - TORO	21 39 1	77-0480	Screw - Traction Stop	11 34 1
67-8113	Cap - End	19 18 1	80-9330	Audio Alarm Assembly	22 25 1
68-4940	Hydraulic Pump Assembly	28 9 2	83-0010	Engine Assembly	27 15 1
68-5100	Rod - Seat Prop	20 10 1	83-0020	Ignition Switch Assembly	22 14 1
68-5130	Steering Wheel Assembly	18 11 1	83-0030	Control - Throttle	22 12 1
68-5140	Cap - Steering Wheel	18 9 1	83-0040	Control - Choke	22 13 1
68-5260	Fitting - Manifold Tee	12 37 1	83-0060	Lift - Pivot	1 26 1
68-5310	Clip - Seat Rod	20 12 1	83-0080	Spring - Torsion	1 25 1
68-5380	Lift Arm Assembly	6 21 1	83-0140	Pedal - Mow	2 38 1
68-5560	Pin - Cylinder Pivot	6 26 1	83-0160	Shaft - Brake	2 48 1
68-5880	Hose - Hydraulic	21 30 1	83-0190	Cover - R.H.	8 18 1
68-6150	Breather	24 44 1	83-0200	Cover - L.H.	1 17 1
69-9760	Plate - Cover	2 50 1	83-0540	Pedal - Traction	11 24 1
70-2770	Head	7 8 1	83-0580	Rod - Traction Control	11 32 1
70-2780	Piston	7 4 1	83-0590	Traction Handle Assembly	11 12 1
70-7130	Tube Assy.	12 3 1	83-0630	Arm - Traction Pivot	11 29 1

*Not Illustrated

TORO PART NUMBER INDEX (Cont.)

Part No.	Description	Pg. Ref.		Part No.	Description	Pg. Ref.	
		No.	Qty.			No.	Qty.
83-0640	Plate - Footrest	1	12	1	83-1790	Decal - Warning	18 5 1
83-0650	Arm - Steering	18	3	1	83-1830	Cover - R.H.	21 2 1
83-0700	Handle - Lockup	18	18	1	83-1840	Cover - R.H.	20 32 1
83-0730	Spacer - Lockup	18	15	1	83-1850	Decal - Traction	21 38 1
83-0740	Disc - Friction	18	14	2	83-1860	Centering Spring Kit	19 12 1
83-0750	Screw - Cap Hex. Hd. L.H.	18	6	1	83-1870	Gerotor	19 17 1
83-0760	Plate - Lockup	18	16	1	83-1880	Control Parts Assembly	19 * 1
83-0780	Support - Steering Valve	18	4	1	83-1890	Switch - Ball	15 54 1
83-0810	Cover - Steering Valve	18	25	1	83-1890	Switch - Ball	17 60 1
83-0820	Gauge - Ammeter	22	4	1	83-1940	Guard - Pump	28 30 1
83-0830	Panel - Control Upper	21	33	1	83-2000	Spool - Valve	24 42 1
83-0840	Fender - L.H.	21	19	1	83-2010	Coil - Valve	24 43 1
83-0850	Plate - Control Panel	22	2	1	83-2030	Plate - Filler	22 3 1
83-0870	Fitting - Hydraulic Straight	24	32	3	83-2040	Hose - Fuel	25 14 1
83-0910	Hose - Hydraulic	24	30	2	83-2041	Hose - Fuel	25 11 1
83-0910	Hose - Pump	28	11	2	83-2050	Decal - Steering Arm	18 32 1
83-1030	Mount - Engine	27	4	3	83-2070	Hose - Valve	24 14 1
83-1040	Washer - Mount	27	2	3	83-2080	Hose - Valve-Tank	24 29 1
83-1050	Spacer - Mount	27	3	2	83-2090	Hose - Overflow	24 15 1
83-1060	Adapter - Pump	27	10	1	83-2100	Tank - Auxiliary Hydraulic	24 26 1
83-1080	Pipe - Exhaust	27	7	1	83-2200	Nut - Special	25 8 1
83-1100	Harness - Wire (Main)	23	1	1	83-2220	Deflector - Exhaust	27 20 1
83-1100	Harness - Wire (Main)	22	8	1	83-2230	Screw - Cap Hex. Hd.	27 22 4
83-1110	Harness - Wire (Engine)	23	2	1	83-2240	Arrestor - Spark	27 * 1
83-1150	Wire - Engine Ground	23	5	1	83-2250	Guage - Sight	24 25 1
83-1160	Wire - Solenoid-Starter	23	3	1	83-2280	Timer - Relay	22 27 1
83-1170	Hose - Hydraulic	12	22	1	83-2310	Shield	27 35 1
83-1170	Hose - Hydraulic	28	28	1	83-2330	Hydraulic Cylinder Assy.	31 33 1
83-1180	Hose - Hydraulic	12	6	1	83-2340	Cap - Threaded	32 2 2
83-1180	Hose - Hydraulic	28	8	1	83-2350	Cap - Head, Thread	32 5 2
83-1190	Hose - Hydraulic	28	1	2	83-2360	Assembly - Rod	32 9 1
83-1190	Hose - Hydraulic	12	10	2	83-2370	Assembly - Barrel	32 12 1
83-1200	Tube Assy.	12	5	1	83-2380	Kit - Seal Repair	32 * 1
83-1220	Plate - Clamp	8	21	1	83-2390	Pad - Tank	24 2 1
83-1270	Seat Support Assembly	20	7	1	83-2400	Spacer - Tank	24 1 2
83-1320	Filter - Fuel	25	13	1	83-2420	Wire - Solenoid-Battery	23 4 1
83-1350	Hose - Hydraulic	28	7	1	83-2450	Hose - Hydraulic	12 1 1
83-1350	Hose - Hydraulic	18	26	2	83-2450	Hose - Hydraulic (Top)	8 34 1
83-1350	Hose - Hydraulic	31	28	1	83-2460	Hose - Hydraulic	12 4 1
83-1350	Hose - Hydraulic	13	45	1	83-2460	Hose - Hydraulic (Bottom)	8 * 1
83-1360	Hose - Hydraulic	18	27	1	83-2580	Cylinder - Lift	3 6 1
83-1360	Hose - Hydraulic	31	30	1	83-2580	Hydraulic Cylinder Assy.	4 22 1
83-1370	Hose - Hydraulic	18	28	1	83-2590	Bolt - Shoulder	2 47 1
83-1390	Fitting - Fuel Shut-Off	25	15	1	83-7230	Hydraulic Cylinder Assembly	6 10 1
83-1400	Shield - Muffler	27	16	1	84-2000	Bracket - Brake	8 12 2
83-1420	Column - Steering	18	23	1	84-2203	Control Valve Assembly	17 * 1
83-1430	Hose - Hydraulic	21	23	1	84-2203	Control Valve Assembly	12 16 1
83-1430	Hose - Hydraulic	24	34	1	84-5300	Nut - Jam	31 5 1
83-1450	Sensor - Oil Level	24	3	1	85-6540	Stud - Drive	8 28 8
83-1460	Solenoid Valve Assembly	24	28	1	85-8120	Plate - Engine Mount	27 28 1
83-1470	Washer - Neoprene	24	18	4	86-5360	Repair Kit	7 * 1
83-1520	Screen - Filler	24	6	1	86-5390	Seal Kit	5 * 1
83-1530	Bracket - Alarm	22	23	1	88-9500	Needle Valve Assembly	13 * 1
83-1550	Spacer - Tank (Short)	24	17	2	88-9620	Decal - Greensmaster 3100	2 46 1
83-1560	Spacer - Tank (Long)	24	23	2	88-9630	Lift Pivot Bracket R.H.	2 40 1
83-1630	Bracket - Muffler Support	27	24	1	88-9640	Lift Pivot Bracket L.H.	1 28 1
83-1640	Rod End Assembly	31	6	1	88-9660	Shaft - Cutting Control	2 36 1
83-1660	Switch Assembly	22	6	1	88-9700	Hose - Hydraulic	6 15 1
83-1670	Fitting - Special	12	27	1	88-9700	Hose - Hydraulic	12 20 1
83-1680	Hose - Hydraulic	6	13	1	92-0585	Pull Arm Assembly R.H.	3 19 1
83-1680	Hose - Hydraulic	12	30	1	92-0585	Pull Arm Assembly R.H.	4 34 1
83-1690	Hose - Hydraulic	12	21	1	92-0585	Pull Arm Assembly R.H.	6 42 1
83-1690	Hose - Hydraulic	3	40	1	92-0586	Pull Arm Assembly L.H.	3 17 1
83-1700	Bushing - Flange	8	33	2	92-0586	Pull Arm Assembly L.H.	4 31 1
83-1700	Bushing - Flange	18	35	1	92-0586	Pull Arm Assembly L.H.	6 39 1
83-1780	Decal - Service	20	34	1	92-0587	Fitting - Valve Body	12 17 1

*Not Illustrated

TORO PART NUMBER INDEX (Cont.)

Part No.	Description	Pg. Ref. No. No. Qty.	Part No.	Description	Pg. Ref. No. No. Qty.
92-0588	Valve - Needle	13 53 1	237-30	Seal - O-Ring	33 3 5
92-1180	Seat Assembly	20 5 1	237-30	Seal - O-Ring	12 7 2
92-2545	Seals - Spool	15 * 1	237-30	Seal - O-Ring	20 19 1
92-2545	Seals - Spool	17 * 1	237-30	Seal - O-Ring	28 27 1
92-2546	Wiper - Seal	14 25 4	237-35	Seal - O-Ring	6 11 2
92-2546	Wiper - Seal	17 64 5	237-42	Seal - O-Ring	28 4 4
92-2547	Plate - Seal Retainer	16 18 5	237-42	Seal - O-Ring	33 9 3
92-2547	Plate - Seal Retainer	14 24 4	237-42	Seal - O-Ring	12 15 4
92-2548	Seals - Spool	15 * 1	237-42	Seal - O-Ring	18 31 4
92-2548	Seals - Spool	17 * 1	237-54	O-Ring	16 3 6
92-2549	Seals - Spool	17 * 1	237-54	O-Ring	14 6 8
92-3058	Spring - Centering	14 41 1	237-58	Seal - O-Ring	12 34 1
92-3148	Spring	16 23 1	237-65	Seal - O-Ring	12 2 6
92-4063	Plug - Filler Cap	24 7 1	237-65	Seal - O-Ring	8 15 4
92-6533	Kit - Cushion	20 35 1	237-78	Seal - O-Ring	6 14 2
92-6534	Shell	20 36 1	237-78	Seal - O-Ring	31 32 2
92-7189	Tank - Fuel	25 2 1	237-78	Seal - O-Ring	3 38 2
92-8020	Adapter - Breather	24 21 1	237-78	Seal - O-Ring	4 38 2
92-8690	Steering - Valve Assembly	18 24 1	237-79	Seal - O-Ring	33 7 3
92-8691	Bushing - Seal Gland	19 3 1	237-79	Seal - O-Ring	12 9 4
92-8695	Seal Kit	19 * 1	237-79	Seal - O-Ring	24 11 5
92-8696	Screw - Torx Hd.	19 19 7	237-80	Seal - O-Ring	24 4 1
92-8697	Plate - Wear	19 15 1	237-80	Seal - O-Ring	8 13 4
92-8966	Reservoir - Hydraulic	24 5 1	237-80	Seal - O-Ring	28 25 1
92-9164	Frame Assembly	21 18 1	237-80	Seal - O-Ring	12 32 3
92-9176	Frame - Pull L.H.	3 24 1	237-81	Seal - O-Ring	12 38 1
92-9177	Frame - Pull R.H.	4 1 1	237-101	Seal - O-Ring	21 26 2
92-9177	Frame - Pull Rear	6 1 1	237-123	Seal - O-Ring	24 24 1
92-9199	Motor - Hydraulic	8 22 2	237-143	Grommet	21 40 2
92-9761	Link - Drive	10 13 7	237-177	Seal - O-Ring	24 33 3
92-9762	Screw - Cap Hex. Hd.	10 14 1	240-11	Grommet	25 3 4
92-9764	Hydraulic Pump Assembly	28 9 2	240-11	Grommet	24 37 3
92-9766	Plate - Gear 66B	30 14 1	242-50	Nut - Lug	31 8 4
92-9772	Shaft - Drive	30 20 1	242-50	Nut - Lug	8 29 8
92-9773	Gear - 66B	30 21 1	2410-18	Plug	35 2 1
92-9774	Idler Shaft - Gear Assy.	30 12 1	2410-73	Retainer - Tether	24 10 1
93-1386	Section #5 Assembly	17 * 1	2411-42	Joint - Ball L.H. Thread	11 30 1
93-2524	Fork - Castor	31 19 1	2411-43	Joint - Ball R.H. Thread	11 33 1
93-3101	Cap - Fuel	25 1 1	2412-34	Clamp - Hose	28 10 2
93-3651	Retainer - Boot	14 22 2	2412-34	Clamp - Hose	21 24 2
93-3651	Retainer - Boot	16 47 3	2412-34	Clamp - Hose	24 31 3
93-3652	Boot - Spool Assembly	15 * 2	2412-36	Clamp - Hose	24 13 4
93-3652	Boot - Spool Assembly	17 * 3	2412-36	Clamp - Hose	25 16 2
93-7160	Cap - Hydraulic Reservoir	24 8 1	2412-41	Clamp - R	25 5 3
93-7629	Pad - Brake	2 49 1	2412-41	Clamp-R	13 47 2
93-7630	Pad - Mow	2 39 1	2412-94	Clamp - R	25 10 1
93-7631	Pad - Lift	2 37 1	2412-39	Clamp - R	22 28 1
93-8075	Decal - Mow/Lift	1 14 1	2412-108	Clamp - Hose	25 12 4
217-60	Rim	8 3 2	2412-133	Clamp - R	20 4 2
217-60	Rim	31 10 1	2412-141	Clamp - Hose	24 41 2
218-461	Nut - Hex.	22 16 1	250-6	Tie - Cable	27 * 2
218-461	Nut - Hex.	20 25 2	251-141	Bearing - Ball	3 22 2
218-594	Fuse - 20 Amp	22 7 1	251-141	Bearing - Ball	4 37 2
2112-11	Clamp - Muffler	27 14 1	251-141	Bearing - Ball	6 45 2
232-24	Stem - Valve	8 1 2	253-111	Seal - Shaft	31 12 2
232-24	Valve Stem w/Cap	31 18 1	254-61	Cup - Bearing	31 3 2
233-48	Knob	11 11 1	254-70	Cone - Bearing	31 4 2
233-48	Knob	18 17 1	254-78	Cone - Bearing	31 13 2
237-7	Seal - O-Ring	20 24 1	254-79	Cup - Bearing	31 14 2
237-21	Seal - O-Ring	28 6 1	256-2	Bushing - Sleeve	11 20 2
237-21	Seal - O-Ring	12 19 6	256-155	Bushing - Flange	11 26 2
237-21	Seal - O-Ring	18 29 4	256-155	Bushing - Flange	20 28 2
237-21	Seal - O-Ring	31 31 2	256-251	Bushing - Sleeve	11 10 2
237-22	Seal - O-Ring	28 2 3	282-2	Clevis - Adjusting	1 2 5
237-22	Seal - O-Ring	12 11 6	282-2	Clevis - Rod	11 3 1
237-22	Seal - O-Ring	33 11 5	283-8	Pin - Clevis	3 4 1

*Not Illustrated

TORO PART NUMBER INDEX (Cont.)

Part No.	Description	Pg. No.	Ref. No.	Qty.	Part No.	Description	Pg. No.	Ref. No.	Qty.
283-8	Pin - Clevis	4	18	1	3220-2	Nut - Jam	1	3	5
283-57	Pin - Clevis	11	8	1	3220-3	Nut - Jam	4	2	2
283-61	Pin - Clevis	1	1	5	3220-3	Nut - Jam	6	2	2
283-61	Pin - Clevis	11	4	1	3220-3	Nut - Jam	3	23	2
302-2	Fitting - Grease	6	17	1	3220-6	Nut - Jam	5	14	1
302-2	Fitting - Grease	4	23	1	3220-6	Nut - Jam	31	21	2
302-2	Fitting - Grease Straight	3	34	1	3220-20	Nut - Jam L.H. Thread	11	31	1
302-5	Fitting - Grease	32	13	1	3229-22	Bolt - Carriage	1	10	2
302-5	Fitting - Grease	1	27	1	3234-1	Screw - Cap Hex. Hd.	2	53	4
302-5	Fitting - Grease	4	29	4	3234-1	Screw - Hex. Flange Hd.	11	6	4
302-5	Fitting - Grease Straight	3	15	4	3234-4	Screw - Cap Hex. Hd.	13	46	1
302-5	Fitting - Grease Straight	6	37	5	3241-2	Screw - Set Square Hd.	28	19	2
302-11	Fitting - Grease	31	2	1	3241-6	Screw - Set Square Hd.	28	13	2
302-55	Fitting - Grease	31	16	1	3245-1	Screw - Set, Hex. Soc. Hd.	32	1	2
302-60	Fitting - Grease 90°	3	8	2	3246-3	Screw - Set	18	12	1
302-60	Fitting - Grease 90°	4	17	2	3253-3	Washer - Lock	27	26	4
302-60	Fitting - Grease 90°	6	32	1	3253-3	Washer - Lock	24	39	2
304-61	Clamp - R	12	23	1	3253-3	Washer - Lock	17	57	4
321-2	Screw - Cap Hex. Hd.	24	16	1	3253-4	Washer - Lock	20	2	2
321-3	Screw - Cap Hex. Hd.	21	10	4	3253-4	Washer - Lock	21	9	2
321-3	Screw - Cap Hex. Hd.	20	13	1	3253-4	Washer - Lock	6	46	1
321-3	Screw - Cap Hex. Hd.	2	52	3	3253-6	Washer - Lock	27	29	4
321-4	Screw - Cap Hex. Hd.	22	21	1	3253-21	Washer - Lock	28	23	2
321-4	Screw - Cap Hex. Hd.	27	27	4	3253-21	Washer - Lock	4	27	2
321-4	Screw - Cap Hex. Hd.	8	31	1	3253-21	Washer - Lock	3	35	2
321-4	Screw - Hex. Flange Hd.	1	16	2	3253-21	Washer - Lock	6	35	2
321-5	Screw - Cap Hex. Hd.	8	26	8	3254-1	Washer - Lock	21	6	2
321-11	Screw - Cap Hex. Hd.	24	40	2	3254-5	Washer - Lock	22	15	1
321-11	Screw - Cap Hex. Hd.	2	43	1	3254-6	Washer - I.T.L.W.	11	18	2
321-11	Screw - Hex. Washer Hd.	8	17	1	3255-7	Washer - Lock	22	29	1
322-1	Screw - Cap Hex. Hd.	3	1	3	3255-8	Washer - Lock, Int. Tooth	36	9	1
322-1	Screw - Cap Hex. Hd.	4	21	3	3256-1	Washer - Flat	27	18	8
322-1	Screw - Cap Hex. Hd.	6	30	2	3256-1	Washer - Flat	22	20	8
322-1	Screw - Cap Hex. Hd.	28	31	2	3256-1	Washer - Flat	2	51	9
322-2	Screw - Cap Hex. Hd.	20	1	2	3256-22	Washer - Flat	21	3	5
322-3	Screw - Cap Hex. Hd.	6	25	1	3256-22	Washer - Flat	8	30	2
322-3	Screw - Cap Hex. Hd.	27	32	6	3256-22	Washer - Flat	24	45	1
322-4	Screw - Cap Hex. Hd.	28	32	2	3256-22	Washer - Flat	13	52	1
322-4	Screw - Cap Hex. Hd.	21	36	4	3256-22	Washer - Flat	2	44	1
322-5	Screw - Cap Hex. Hd.	11	36	2	3256-23	Washer - Flat	3	2	3
322-6	Screw - Cap Hex. Hd.	28	18	4	3256-23	Washer - Flat	6	28	3
322-8	Screw - Cap Hex. Hd.	27	21	2	3256-23	Washer - Flat	28	17	8
322-14	Screw - Cap Hex. Hd.	24	20	2	3256-23	Washer - Flat	24	19	4
322-14	Screw - Cap Hex. Hd.	12	39	3	3256-23	Washer - Flat	4	20	3
322-29	Screw - Cap Hex. Hd.	24	22	2	3256-23	Washer - Flat	27	23	2
323-4	Screw - Cap Hex. Hd.	18	7	2	3256-23	Washer - Flat	20	30	4
323-6	Screw - Cap Hex. Hd.	25	6	3	3256-23	Washer - Flat	21	35	4
323-6	Screw - Cap Hex. Hd.	24	35	3	3256-24	Washer - Flat	11	14	6
323-8	Screw - Cap Hex. Hd.	28	24	2	3256-24	Washer - Flat	4	26	2
323-12	Screw - Cap Hex. Hd.	27	1	3	3256-24	Washer - Flat	6	34	2
323-13	Screw - Cap Hex. Hd.	1	5	4	3256-24	Washer - Flat	2	35	9
324-7	Screw - Cap Hex. Hd.	27	30	4	3256-24	Washer - Flat	3	36	2
325-4	Screw - Cap Hex. Hd.	18	19	2	3256-26	Washer - Flat	4	12	1
325-11	Screw - Cap Hex. Hd.	8	9	8	3256-26	Washer - Flat	6	20	1
3211-2	Screw - Cap Hex. Hd.	11	19	2	3256-26	Washer - Flat	3	31	1
3217-5	Nut - Hex.	21	12	2	3256-26	Washer - Flat	18	34	2
3217-6	Nut - Lock	29	1	4	3256-28	Washer - Flat	31	27	1
3217-6	Nut - Lock	30	1	4	3256-63	Washer - Flat	25	7	1
3217-7	Nut - Hex.	14	33	3	3256-80	Washer - Flat	18	2	3
3217-12	Nut - Lock	31	26	1	3257-42	Key - Woodruff	8	11	2
3218-13	Nut - Jam	21	8	2	3257-42	Key - Woodruff	9	17	1
3219-2	Nut - Hex.	36	6	1	3257-42	Key - Woodruff	10	17	1
3219-14	Nut - Hex.	21	7	2	3272-4	Pin - Cotter	11	13	1
3219-14	Nut - Hex.	22	10	6	3272-6	Pin - Cotter	1	30	5
3219-18	Nut - Hex.	35	2	1	3272-6	Pin - Cotter	11	41	1
3220-2	Nut - Jam	11	2	2	3272-11	Pin - Cotter	3	5	2

*Not Illustrated

TORO PART NUMBER INDEX (Cont.)

Part No.	Description	Pg. Ref. No. No. Qty.	Part No.	Description	Pg. Ref. No. No. Qty.
3272-11	Pin - Cotter	20 9 1	32149-2	Nut - Keps	21 37 2
3272-11	Pin - Cotter	4 13 2	32149-7	Nut - Keps	21 41 2
3272-11	Pin - Cotter	6 19 1	32151-41	Ring - Retaining	34 9 1
3272-37	Pin - Cotter	31 1 1	32152-10	Nut - Hex.	7 2 1
3273-26	Screw - Hex. Socket Hd.	22 18 4	32152-10	Nut - Lock	5 2 1
3274-7	Screw - Socket Hd.	27 9 2	340-1	Fitting - Hydraulic Straight	18 30 4
3274-12	Screw - Hex. Socket Hd.	20 29 4	340-14	Fitting - Hydraulic 45°	8 14 4
3274-15	Screw - Fillister Hd.	14 43 2	340-16	Fitting - Hydraulic 90°	12 33 1
3274-31	Screw - Hex. Socket Hd.	1 15 4	340-18	Fitting - Hydraulic 90°	12 13 1
3274-39	Screw - Cap Hex. Hd.	18 21 6	340-77	Fitting - Hydraulic 90°	33 10 2
3274-52	Screw - Hex. Socket Hd.	14 20 4	340-77	Fitting - Hydraulic 90°	12 14 2
3274-52	Screw - Hex. Socket Hd.	16 45 6	340-82	Fitting - Hydraulic 90°	28 5 1
3274-63	Screw - Hex. Socket Hd.	18 33 2	340-87	Fitting - Hydraulic 45°	28 3 3
3274-64	Screw - Hex. Socket Hd.	21 4 3	340-87	Fitting - Hydraulic 45°	33 15 1
3274-69	Screw - Hex. Socket Hd.	22 1 8	340-98	Fitting - Hydraulic 90°	33 14 2
3274-70	Screw - Hex. Socket Hd.	14 1 2	340-101	Fitting - Hydraulic 45°	33 6 1
3274-80	Screw - Cap Hex. Hd.	18 1 3	340-101	Fitting - Hydraulic 45°	12 8 1
3274-84	Screw - Cap, Hex. Hd.	17 58 4	340-103	Fitting - Hydraulic 45°	6 12 2
3284-3	Pin - Groove	20 15 1	340-105	Fitting - Hydraulic 90°	28 26 1
3290-277	Nut - Speed	18 22 6	340-132	Fitting - Hydraulic 90°	31 29 2
3290-317	Washer - Wave	3 18 2	340-137	Fitting - Hydraulic 45°	12 44 1
3290-317	Washer - Wave	4 32 2	340-138	Fitting - Hydraulic 45°	12 12 2
3290-317	Washer - Wave	6 40 2	351-78	Edging	20 40 1
3290-357	Nut - Flange Lock	27 8 3	353-301	Poppet	14 27 1
3290-378	Tie - Cable	27 * 2	353-302	O-Ring	16 7 3
3290-379	Tie - Cable	6 47 1	353-302	O-Ring	14 10 3
3290-470	Screw - Flat Hd.	21 22 2	353-303	Ring - Backup	16 8 6
3296-4	Nut - Lock	11 22 2	353-303	Ring - Backup	14 9 6
3296-16	Nut - Lock	20 11 1	353-304	Spring	14 28 1
3296-16	Nut - Lock	1 21 2	353-305	O-Ring	16 5 5
3296-16	Nut - Lock	22 24 9	353-305	O-Ring	14 8 4
3296-16	Nut - Lock	21 34 3	353-306	Ring - Backup	16 4 5
3296-16	Nut - Lock	13 49 1	353-306	Ring - Backup	14 7 4
3296-23	Nut - Lock	8 19 8	353-328	Washer - Shim	14 15A/R
3296-27	Nut - Lock	22 11 4	353-328	Washer - Shim	16 32A/R
3296-29	Nut - Lock	20 8 4	353-329	Washer - Shim	14 16A/R
3296-29	Nut - Lock	28 14 4	353-329	Washer - Shim	16 33A/R
3296-29	Nut - Lock	11 16 2	353-330	Washer - Shim	14 17A/R
3296-29	Nut - Lock	6 29 1	353-330	Washer - Shim	16 34A/R
3296-39	Nut - Lock	1 20 1	353-331	O-Ring	14 29 1
3296-42	Nut - Lock	8 25 8	353-334	Cap - Relief	14 19 2
3296-59	Nut - Lock	11 15 4	353-334	Cap - Relief	16 36 2
3296-59	Nut - Lock	2 34 8	353-392	Seal - Relief Poppet PTFE	14 13 2
3296-67	Nut - Lock	31 25 1	353-392	Seal - Relief Poppet PTFE	16 30 2
32103-12	Nut - Wing	21 14 2	353-398	Spring	16 35 1
32104-76	Screw - Self Tapping	21 1 5	353-417	Collar Spring	16 20 2
32108-100	Screw - Flat Hd.	8 16 1	353-417	Collar Spring	14 40 2
32120-8	Ring - Retaining	5 10 1	353-481	Plug - Load Check	16 2 3
32121-6	Pin - Roll	11 39 1	353-481	Plug - Load Check	14 5 3
32121-6	Pin - Roll	2 41 1	353-483	Body - Anticavitation	17 61 1
32121-35	Pin - Roll	1 32 8	353-484	Retainer - Ball	17 62 1
32121-45	Pin - Roll	20 14 1	353-529	Plate Seal	16 22 1
32121-45	Pin - Roll	11 28 1	353-531	Poppet Assembly	16 31 2
32121-51	Pin - Roll	11 43 1	353-531	Poppet Assy.	14 14 2
32122-35	Screw - Truss Head	36 8 1	353-550	Plug - Hydraulic	24 38 1
32128-20	Nut - Flange Lock	12 24 3	353-550	Plug Assembly	16 13 1
32128-20	Nut - Flange Lock	11 27 1	353-563	Fitting - Hydraulic Straight	21 25 1
32128-20	Nut - Flange Lock	28 29 2	353-564	Fitting - Hydraulic 90°	21 31 1
32128-20	Nut - Flange Lock	27 31 8	353-575	Boot - Dust Cap	14 21 2
32128-20	Nut - Lock, Flange	36 3 1	353-575	Boot - Dust Cap	16 46 3
32128-33	Nut - Flange Lock	1 18 2	353-579	Spring	14 45 1
32128-33	Nut - Lock	8 32 1	353-586	Bearing - Needle	34 13 4
32136-9	Nut - Hex. Slotted	31 34 1	353-588	Cover - Motor	34 3 1
32141-111	Nut Flange Lock	1 11 1	353-591	Block - Anti-Extrusion	34 8 1
32144-21	Screw - Round Hd.	18 8 2	353-592	Drive Shaft Assembly	34 16 1
32148-6	Insert - Threaded	1 19 8	353-593	Idler Gear Assembly	34 7 1

*Not Illustrated

TORO PART NUMBER INDEX (Cont.)

Part No.	Description	Pg. Ref. No. No. Qty.	Part No.	Description	Pg. Ref. No. No. Qty.
353-594	Seal Assembly	34 14 1	353-922	Seal - Ring	29 23 10
353-595	Plate - Wear	34 15 1	353-922	Seal - Ring	30 23 10
353-596	O-Ring	34 17 1	353-923	Bearing Plate Assembly	29 26 2
353-597	Bridging - Insert	34 5 1	353-923	Bearing Plate Assembly	30 26 2
353-598	Gasket - Insert	34 6 1	353-952	Ring - Backup	14 32 1
353-599	Pin - Dowel	34 4 2	353-953	Plug Assembly	17 54 1
353-600	Washer	34 2 4	353-957	Seal - Lip	16 15 6
353-601	Screw - Hex Socket Hd.	34 1 4	353-957	Seal - Lip	14 26 4
353-642	Relief - RC Mod.	15 * 2	353-958	Ring - Backup	16 16 1
353-642	Relief - RC Mod. Assembly	17 * 1	353-964	Gear - 66B	29 21 1
353-668	Plate - Cap, Cover RH	16 11 1	353-967	Gear - 33B	29 24 6
353-721	Plug	14 35 2	353-967	Gear - 33B	30 24 6
353-727	Bonnet	14 2 1	353-969	Plate - Gear 33B	29 25 3
353-728	Sleeve	15 49 1	353-969	Plate - Gear 33B	30 25 3
353-729	Spud - Detent	14 3 1	353-971	Plate - Gear 66B	29 14 1
353-730	Spring	16 42 1	354-1	Shaft - Drive	29 20 1
353-731	Ball	16 43 1	354-2	Body Assembly	29 15 1
353-732	Sleeve - Detent	15 52 1	354-2	Body Assembly	30 15 1
353-733	Spacer - Bonnet	14 4 1	354-3	Bearing Plate Assembly	29 22 1
353-733	Spacer - Bonnet	16 19 2	354-3	Bearing Plate Assembly	30 22 1
353-737	Ball	17 63 1	354-4	Bearing Plate Assembly	29 28 1
353-754	Bonnet - R. Detent	14 42 1	354-4	Bearing Plate Assembly	30 28 1
353-758	Seal - O-Ring	14 31 1	354-5	Adapter - Splined	29 27 1
353-760	Body Relief	14 30 1	354-5	Adapter - Splined	30 27 1
353-762	Spud - Detent Out	15 50 1	354-6	Plate - Gear 18B	29 30 1
353-763	Cap - Adjustment	14 44 1	354-6	Plate - Gear 18B	30 30 1
353-766	Relief WH (2000) PSI Assy.	15 * 1	354-7	Cover Assembly	29 31 1
353-768	Section #1 Complete	15 * 1	354-7	Cover Assembly	30 31 1
353-772	Left End Cover	14 34 1	354-8	Drive Shaft - Gear Assy.	29 29 1
353-777	Body - Motor	34 12 1	354-8	Drive Shaft - Gear Assy.	30 29 1
353-780	Positioner - R. Detent (Out)	15 * 1	354-9	Idler Shaft - Gear Assy.	29 5 1
353-808	Collar - Spring	16 24 1	354-9	Idler Shaft - Gear Assy.	30 5 1
353-829	Collar Spool	16 26 1	354-10	Idler Shaft - Gear Assy.	29 12 1
353-830	O-Ring	16 25 1	354-11	Pin - Dowel	29 4 2
353-831	Spring	16 21 1	354-11	Pin - Dowel	30 4 2
353-833	Positioner Assembly	17 * 1	354-12	Pin - Dowel	29 6 2
353-835	Seals - Section Set	15 * 1	354-12	Pin - Dowel	30 6 2
353-835	Seals - Section Set	17 * 1	354-13	Pin - Dowel	29 11 4
353-837	Section #2 Complete	15 * 1	354-13	Pin - Dowel	30 11 4
353-839	Positioner - DI (SPL) Assy.	15 * 1	354-14	Pin - Dowel	29 13 2
353-840	Position - DI (SP) Assy.	17 * 1	354-14	Pin - Dowel	30 13 2
353-841	Position - Spool Assembly	17 * 1	354-15	Seal - Shaft	29 17 1
353-844	Plus Series	17 55 1	354-15	Seal - Shaft	30 17 1
353-845	Sleeve - Detent	16 41 1	354-16	Washer - Lock	29 2 4
353-846	Spud - DI (SPL)	16 40 1	354-16	Washer - Lock	30 2 4
353-847	Bonnet (SPL)	16 38 1	354-17	Stud - Threaded	29 3 4
353-848	O-Ring	16 14 1	354-17	Stud - Threaded	30 3 4
353-849	Sleeve	16 39 1	354-25	Section #4 Assembly	17 * 1
353-850	O-Ring	17 56 1	354-26	Bonnet	16 27 2
353-851	Body - Relief CP-RC Mod.	14 12 1	354-28	Screw - Hex, Socket Hd.	16 28 2
353-851	Body - Relief CP-RC Mod.	16 29 2	354-29	Plate - Thrust	15 48 1
353-853	Bolt - Hex Hd.	16 10 3	354-35	Gasket	29 32 1
353-855	Spring	14 18 2	354-35	Gasket	30 32 1
353-855	Spring	16 44 1	354-120	Fitting - Hydraulic 90°	24 27 3
353-884	Key - Woodruff	29 19 4	354-121	Fitting - Hydraulic Straight	24 12 1
353-884	Key - Woodruff	30 19 4	354-122	Disc - Seal	17 52 1
353-886	Ring - Retaining	29 18 2	354-129	Anticavitation Check Assy.	17 * 1
353-886	Ring - Retaining	30 18 2	354-131	Section #3 Assembly	17 * 1

*Not Illustrated

PRODUCT CHANGES

In an effort to make improvements available to TORO owners as quickly as possible, minor changes are incorporated into Toro's products from time to time that do not become immediately shown in the Parts Catalog. If such a change has been made in your unit, which is not reflected in your manual, see your TORO Distributor or his Authorized TORO Service Dealer for information and part numbers.

IDENTIFICATION AND ORDERING

MODEL AND SERIAL NUMBERS

The Greensmaster 3100 has two identification numbers; a model number and a serial number. The two numbers are stamped on a plate which is located on the main frame under the seat. In any correspondence concerning the Greensmaster 3100, supply model and serial numbers to assure that correct information and replacement parts are obtained.

To order replacement parts from an Authorized TORO Service Dealer, supply the following information:

1. Model and serial number of the Greensmaster 3100.
2. Part number, description, and the quantity of part(s) desired.

NOTE: Do not order by reference number if a parts catalog is being used; use the PART NUMBER.

TABLE OF CONTENTS

Description	Page	Description	Page
Control Pedal Assembly	1-2	Control Panel Assembly	22
Pull Frame Assembly L.H.	3	Electrical Schematic	23
Pull Frame Assembly R.H.	4	Hydraulic Reservoir Assembly	24
Hydraulic Cylinder Assembly No. 83-1250	5	Fuel Tank Assembly	25
Pull Frame Assembly Rear	6	Hydraulic Schematic	26
Hydraulic Cylinder Assembly No. 83-7230	7	Engine Installation Assembly	27
Front Wheel & Brake Assembly	8	Hydraulic Pump Installation Assembly	28
Hydraulic Drive Motor Assembly No. 75-9990	9	Hydraulic Pump Assembly No. 68-4949	29
Hydraulic Drive Motor Assembly No. 92-9199 ...	10	Hydraulic Pump Assembly No. 92-9764	30
Traction Controls Assembly	11	Rear Wheel Assembly	31
Control Valve Installation Assembly	12-13	Hydraulic Cylinder Assembly No. 83-2330	32
Control Valve Assembly No. 84-2203		Reel Motor Installation Assembly	33
(Sections 1 & 2)	14-15	Reel Motor Assembly No. 70-9800	34
Control Valve Assembly No. 84-2203		Special Tools	35-36
(Sections 3 thru 5)	16-17	Briggs & Stratton Engine Assembly	
Steering Arm Assembly	18	Model 303447-0479-01	37-47
Power Steering Valve Assembly No. 92-8690 ...	19	International Parts Reference	48-49
Seat Assembly	20	Part Number Index	50-56
Frame Assembly	21		

