

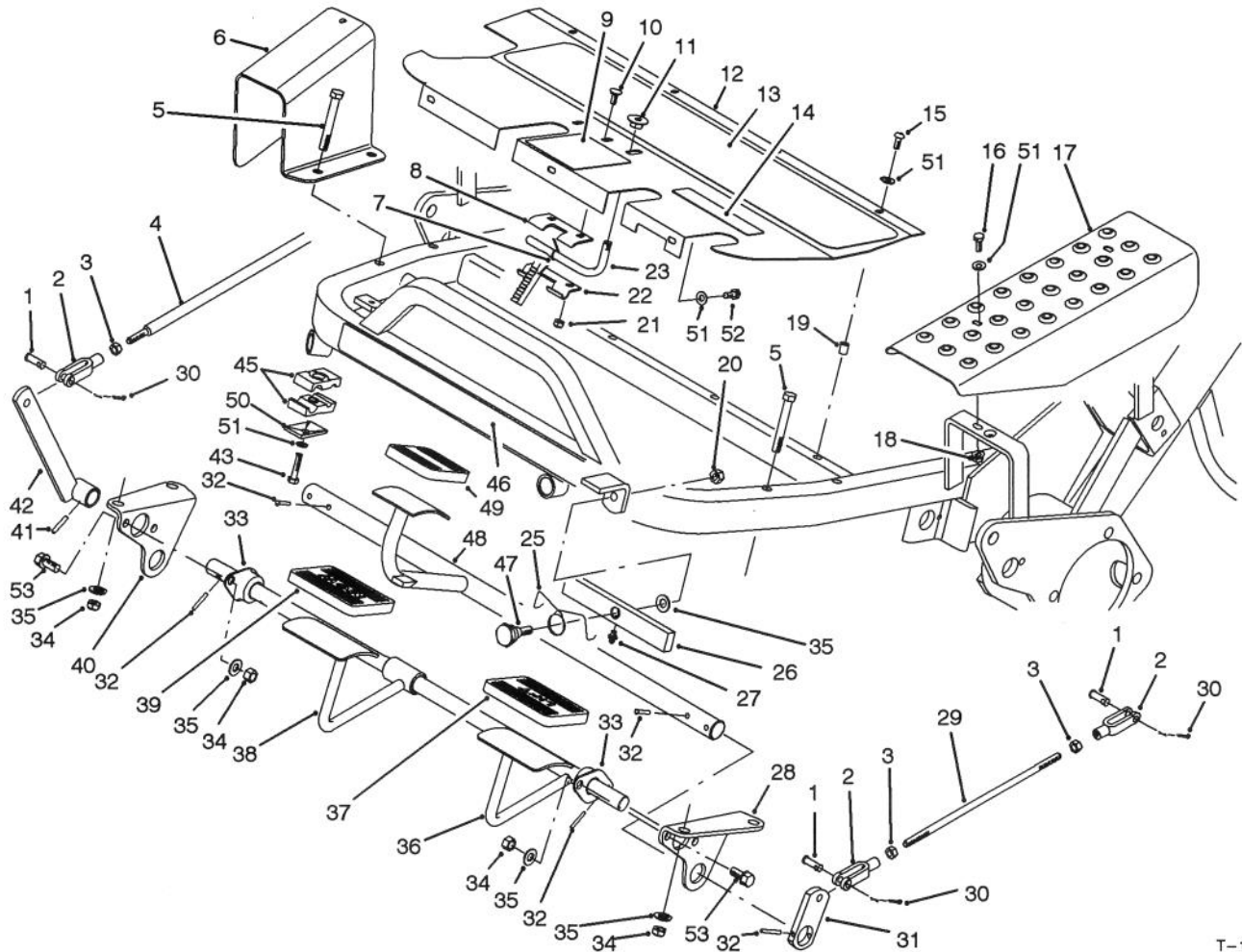


MODEL NO. 04354-50001 & UP

PARTS CATALOG

GREENSMASTER® 3100-3WD

TRACTION UNIT



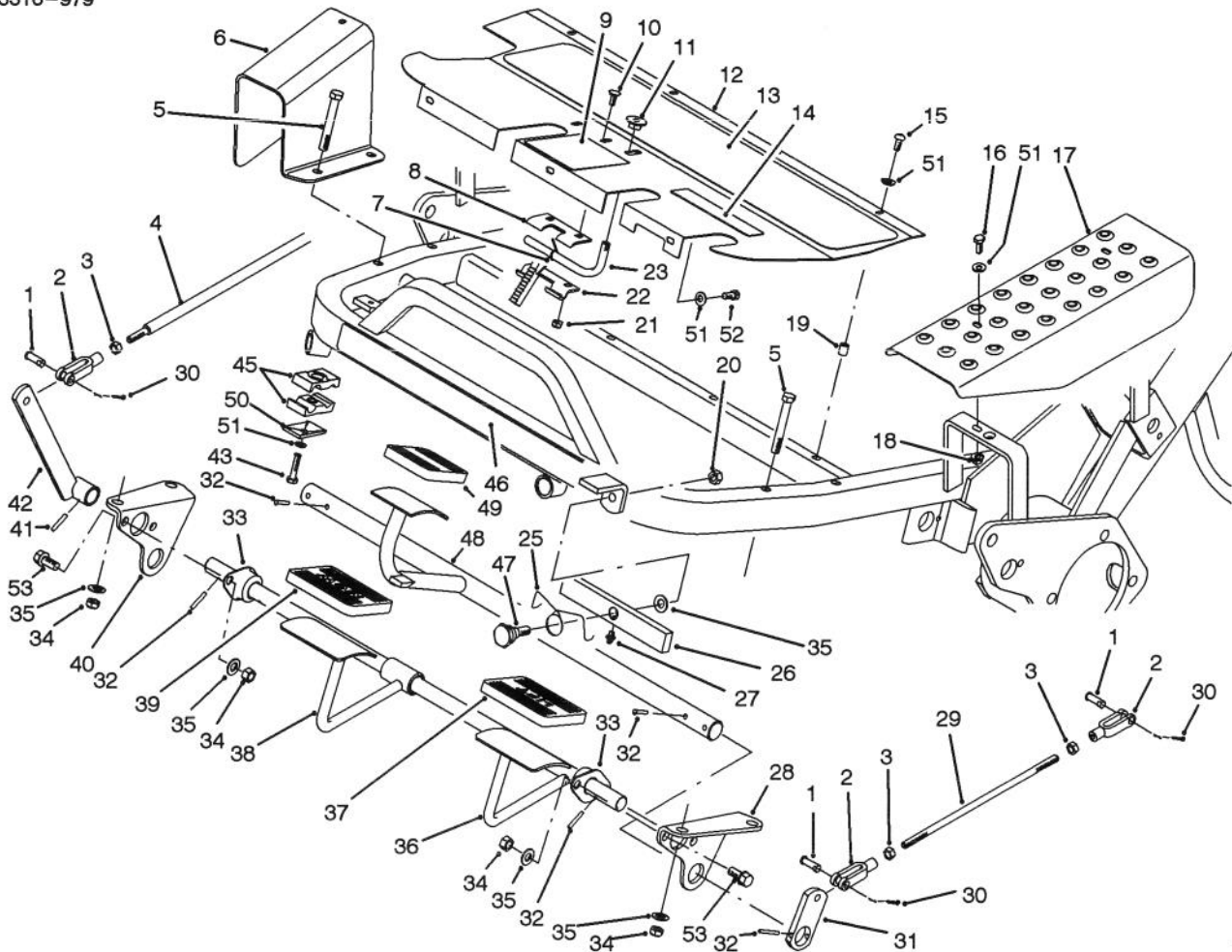
T-1285A

CONTROL PEDAL ASSEMBLY

Ref. No.	Part No.	Description	No. Used
1	283-61	Pin - Clevis	5
2	282-2	Clevis - Adjusting	5
3	3220-2	Nut - Jam	5
4	49-5430	Rod - Control	1
5	323-13	Screw - Cap Hex. Hd.	4
6	49-6110	Guard - Transfer Rod	1
7	10-8140	Spring - Torsion	1
8	10-7880	Hinge - Upper	1
‡9	27-2830	Decal - Parking Brake	1
10	3229-22	Bolt - Carriage	2
11	32141-111	Nut Flange Lock	1
12	83-0640	Plate - Footrest	1
13	49-6120	Pad - Footrest	1
‡14	51-0050	Decal - Mow/Lift	1
15	3274-31	Screw - Hex. Socket Hd.	4
16	321-4	Screw - Hex. Flange Hd.	2

Ref. No.	Part No.	Description	No. Used
17	83-0200	Cover - L.H.	1
18	32128-33	Nut - Flange Lock	2
19	32148-6	Insert - Threaded	8
20	3296-39	Nut - Lock	1
21	3296-16	Nut - Lock	2
22	10-7890	Hinge - Lower	1
23	10-7850	Latch - Parking Brake	1
25	83-0080	Spring - Torsion	1
26	83-0060	Lift - Pivot	1
27	302-5	Fitting - Grease	1
28	88-9640	Lift Pivot Bracket L.H.	1
29	27-2270	Rod - Brake Adjusting	2
30	3272-6	Pin - Cotter	5
31	10-8100	Strap - Brake Shaft	2
32	32121-35	Pin - Roll	8
33	27-2320	Bearing - Flange	2

‡For different language versions of this part, see International Parts Page.



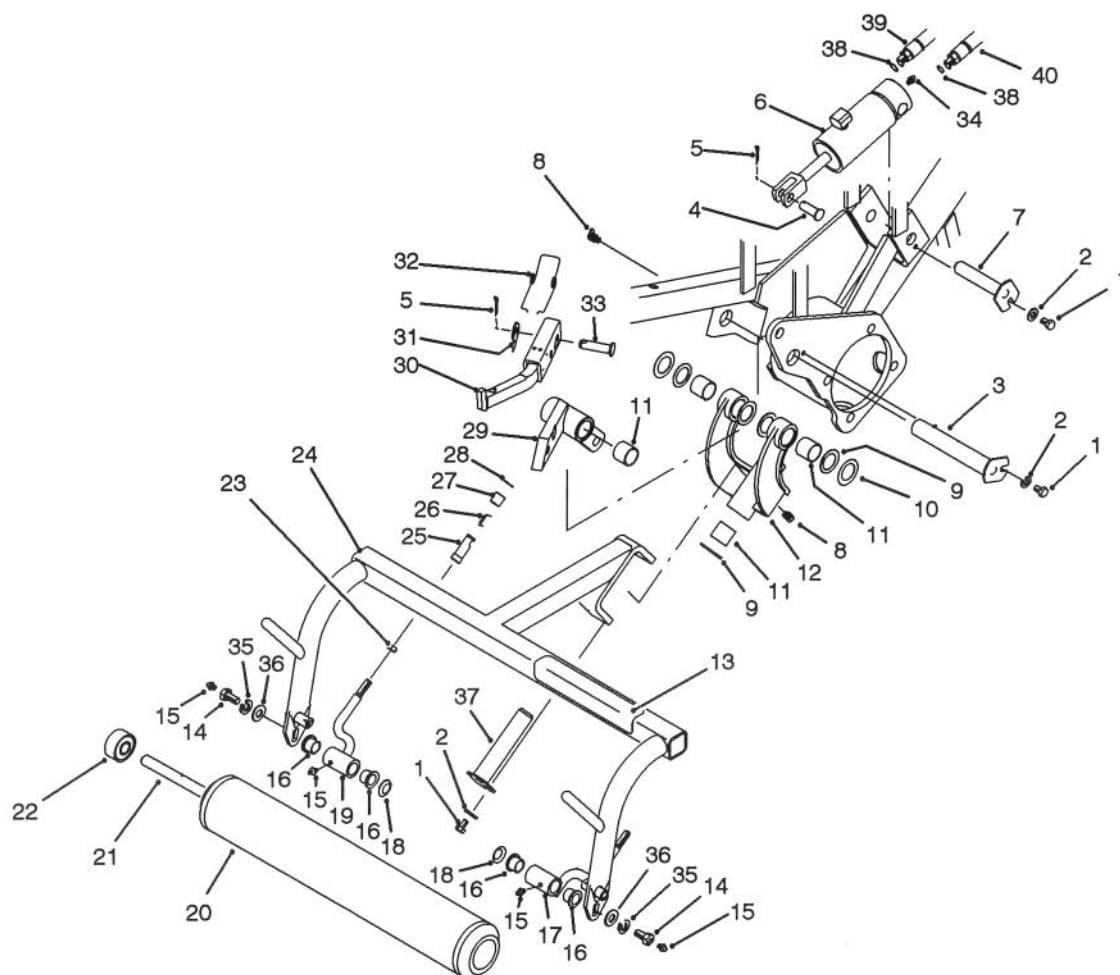
T-1285A

CONTROL PEDAL ASSEMBLY (Continued)

Ref. No.	Part No.	Description	No. Used
34	3296-59	Nut - Lock	8
35	3256-24	Washer - Flat	5
36	88-9660	Shaft - Cutting Control	1
37	10-8240	Pad - Lift	1
38	83-0140	Pedal - Mow	1
39	10-8250	Pad - Mow	1
40	88-9630	Lift Pivot Bracket R.H.	1
41	32121-6	Pin - Roll	1
42	49-6200	Lever - Cutting Control	1
43	321-11	Screw - Cap Hex. Hd.	1
45	56-7970	Clamp Half - Tube	2

Ref. No.	Part No.	Description	No. Used
46	93-2548	Decal - Greensmaster 3100	1
47	83-2590	Bolt - Shoulder	1
48	83-0160	Shaft - Brake	1
49	49-6170	Pad - Brake	1
50	69-9760	Plate - Cover	1
51	3256-1	Washer - Flat	9
52	321-3	Screw - Cap Hex. Hd.	3
53	3234-1	Screw - Cap Hex. Hd.	4
*	36-7250	Basket - Grass	3
*	65-8320	Bar - Gauge	1

*Not Illustrated

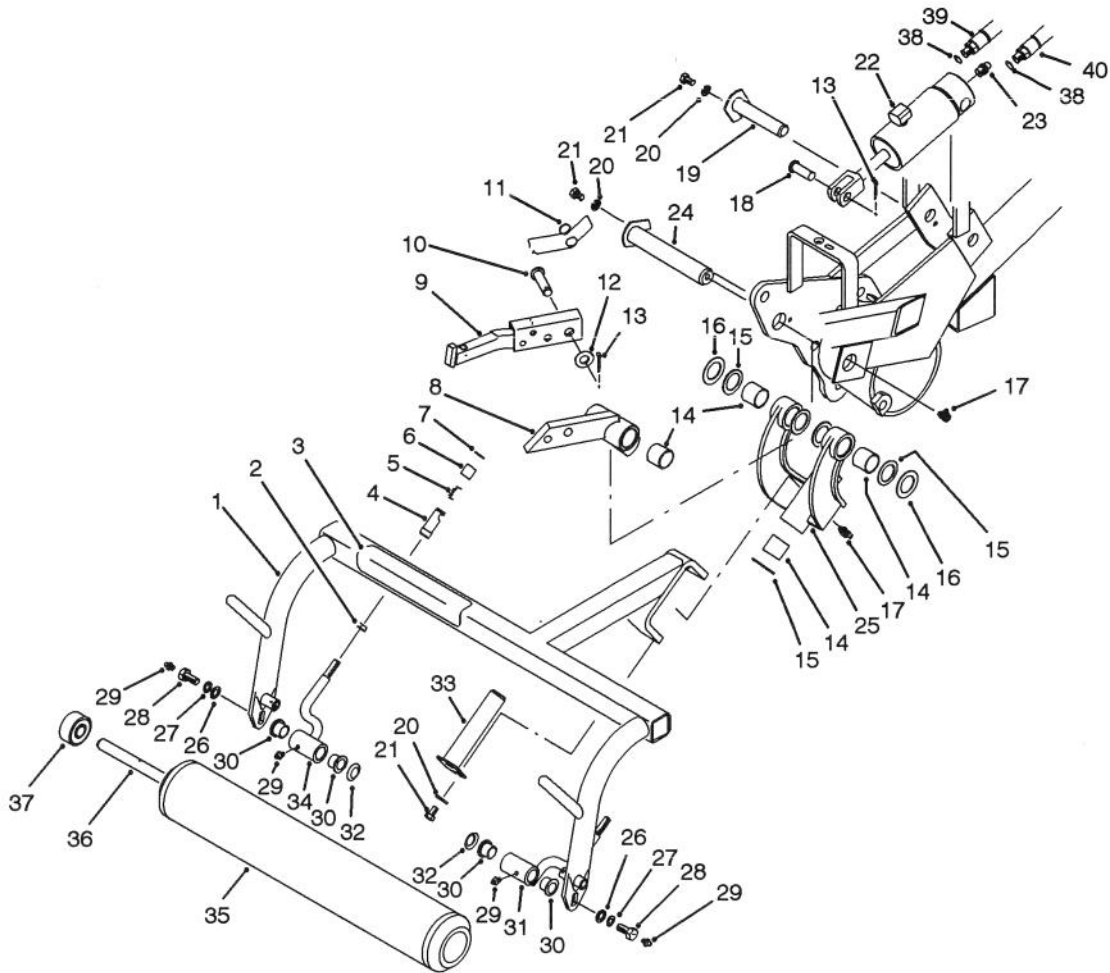


T-1283A

PULL FRAME ASSEMBLY L.H.

Ref. No.	Part No.	Description	No. Used	Ref. No.	Part No.	Description	No. Used
1	322-1	Screw - Cap Hex. Hd.	3	21	21-8470	Shaft - Roller	1
2	3253-4	Washer - Lock	3	22	251-141	Bearing - Ball	2
3	10-6110	Pin - Hinge	1	23	3220-3	Nut - Jam	2
4	283-8	Pin - Clevis	1	24	92-9176	Frame - Pull L.H.	1
5	3272-11	Pin - Cotter	2	25	8-7710	Ball Joint Receiver Assy. (Incl. Ref. #26-28)	2
6	83-2580	Cylinder - Lift	1	26		Spring - Compression	2
7	10-6060	Pin - Lift Cylinder	1	27		Sleeve	2
8	302-60	Fitting - Grease 90°	2	28		Ring - Retaining	2
9	10-8110	Washer - Thrust	6	29	62-2460	Lift Arm Assembly L.H. (Incl. Ref. #11)	1
10	5-1226	Washer - Shim	2	30	62-2390	Bar - Lift L.H.	1
11	3-0348	Bushing - Sleeve	6	31	3256-26	Washer - Flat	1
12	10-7820	Pivot Hinge Assembly (Incl. Ref. #11)	1	32	57-7650	Spring - Torsion	1
‡13	62-5070	Decal - Danger	1	33	63-8750	Pin - Pivot	1
14	11-0160	Roller Shaft Screw Assy. (Incl. Ref. #15)	2	34	302-2	Fitting - Grease Straight	1
15	302-5	Fitting - Grease Straight	4	35	3253-21	Washer - Lock	2
16	3-1506	Bushing - Flange	4	36	3256-24	Washer - Flat	2
17	92-0586	Pull Arm Assembly L.H. (Incl. Ref. #16)	1	37	10-6090	Pin - Pivot	1
18	3290-317	Washer - Wave	2	38	237-78	Seal - O-Ring	2
19	92-0585	Pull Arm Assembly R.H. (Incl. Ref. #16)	1	39	63-3850	Hose - Hydraulic (Incl. Ref. #38)	1
20	52-2720	Roller Assembly (Incl. Ref. #22)	1	40	83-1690	Hose - Hydraulic (Incl. Ref. #38)	1

‡For different language versions of this part, see International Parts Reference.

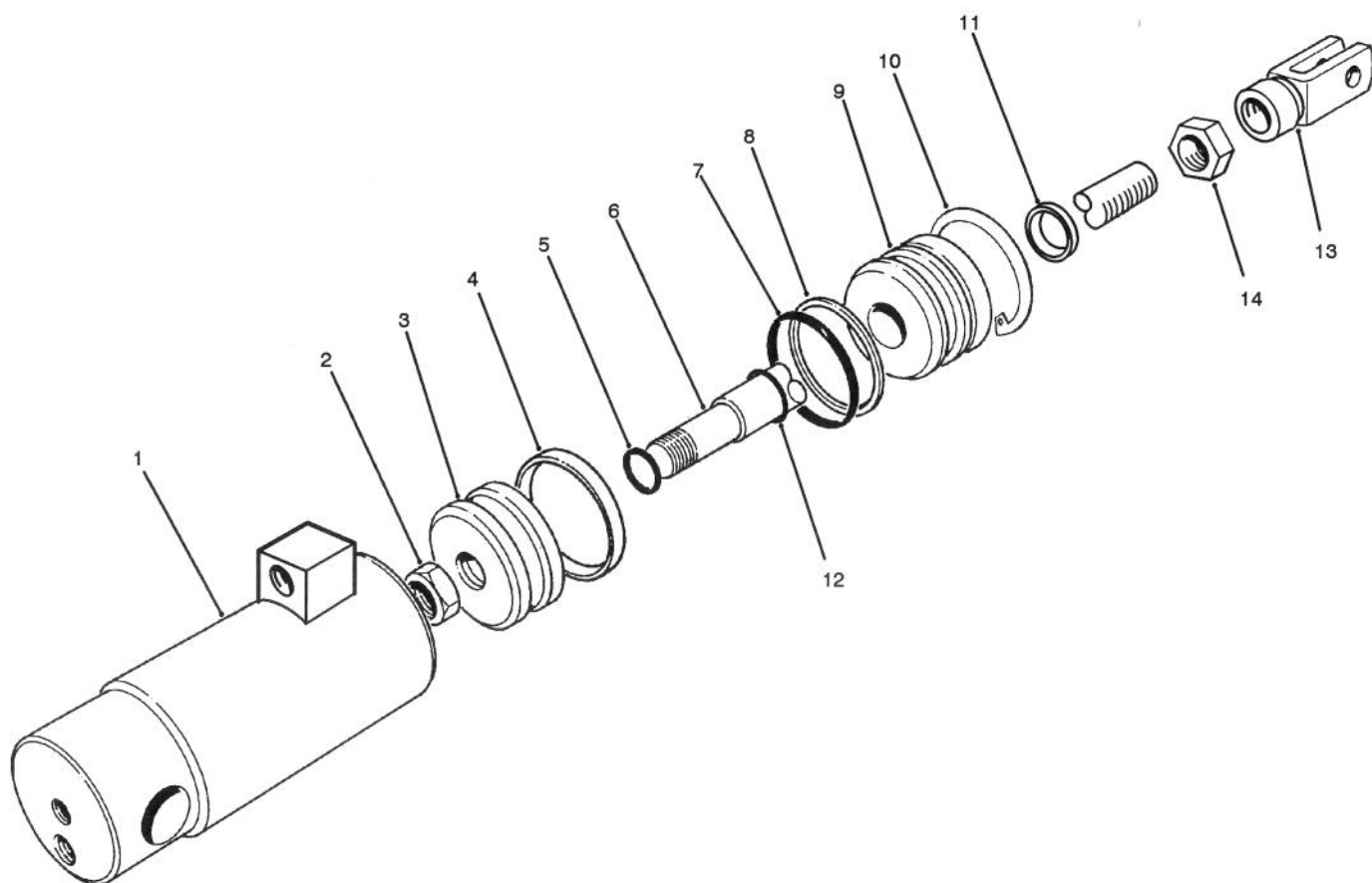


T-1284A

PULL FRAME ASSEMBLY R.H.

Ref. No.	Part No.	Description	No. Used	Ref. No.	Part No.	Description	No. Used
1	92-9177	Frame - Pull R.H.	1	24	10-6110	Pin - Pivot	1
2	3220-3	Nut - Jam	2	25	10-7820	Pivot Hinge Assembly (Incl. Ref. #14)	1
‡3	62-5070	Decal - Danger	1	26	3256-24	Washer - Flat	2
4	8-7710	Ball Joint Receiver Assy. (Incl. Ref. #5-7)	2	27	3253-21	Washer - Lock	2
5		Spring - Compression	2	28	11-0160	Roller Shaft Screw Assy. (Incl. Ref. #29)	2
6		Sleeve	2	29	302-5	Fitting - Grease	4
7		Ring - Retaining	2	30	3-1506	Bushing - Flange	4
8	62-2440	Lift Arm Assembly (Incl. Ref. #14)	1	31	92-0586	Pull Arm Assembly L.H. (Incl. Ref. #30)	1
9	62-2420	Bar - Lift	1	32	3290-317	Washer - Wave	2
10	63-8750	Pin - Pivot	1	33	10-6090	Pin - Pivot	1
11	57-7650	Spring - Torsion	1	34	92-0585	Pull Arm Assembly R.H. (Incl. Ref. #30)	1
12	3256-26	Washer - Flat	1	35	52-2720	Roller Assembly (Incl. Ref. #37)	1
13	3272-11	Pin - Cotter	2	36	21-8470	Shaft - Roller	1
14	3-0348	Bushing - Sleeve	6	37	251-141	Bearing - Ball	2
15	10-8110	Washer - Thrust	6	38	237-78	Seal - O-Ring	2
16	5-1226	Washer - Shim	2	39	63-3880	Hose - Hydraulic (Incl. Ref. #38)	1
17	302-60	Fitting - Grease 90°	2	40	92-9767	Assy. - Hose, Cylinder Lift (Incl. Ref. #38)	1
18	283-8	Pin - Clevis	1				
19	10-6060	Pin - Pivot	1				
20	3253-4	Washer - Lock	3				
21	322-1	Screw - Cap Hex. Hd.	3				
22	83-2580	Hydraulic Cylinder Assy.	1				
23	302-2	Fitting - Grease	1				

‡For different language versions of this part, see International Parts Reference.



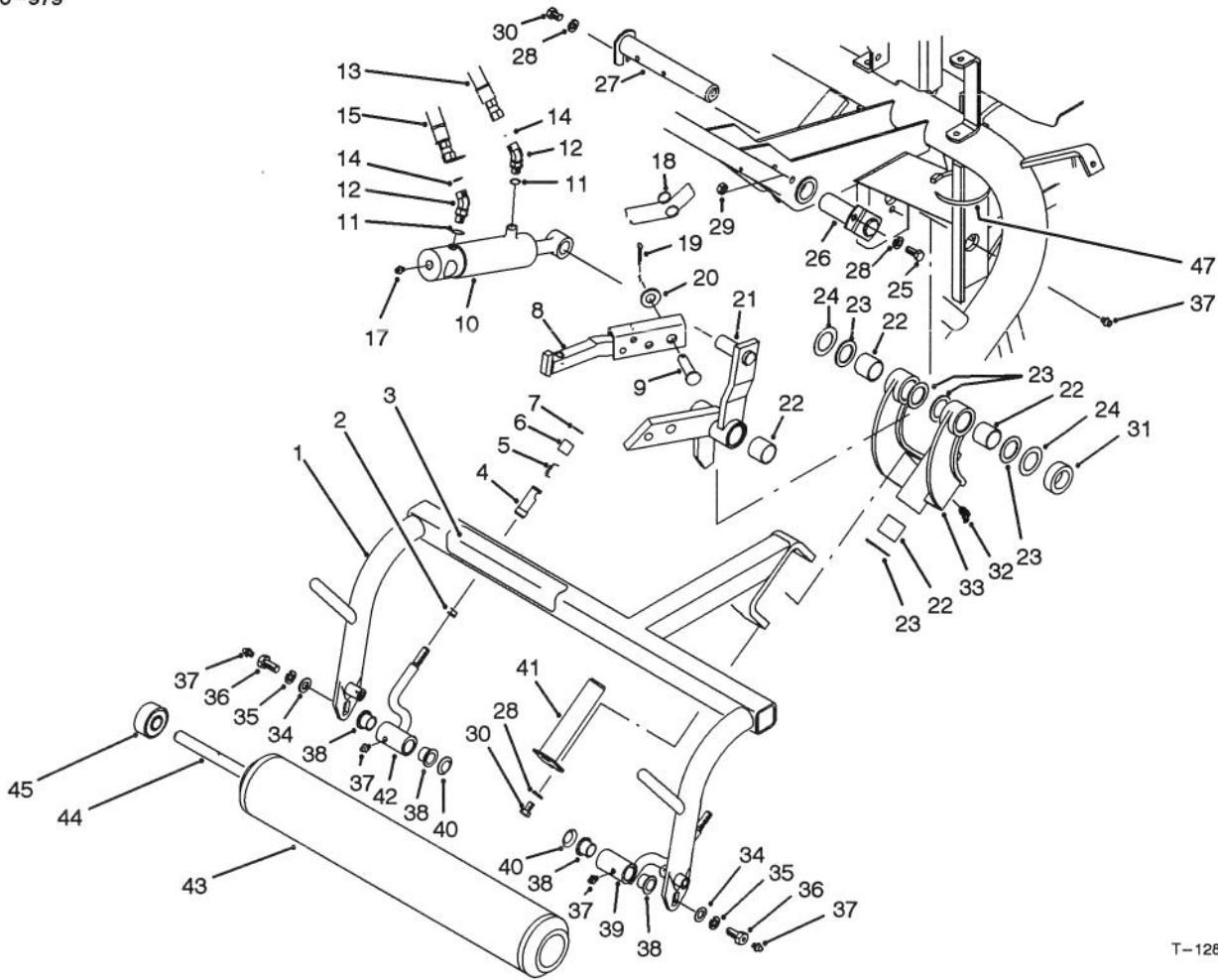
T-1246

HYDRAULIC CYLINDER ASSEMBLY NO. 83-2580

Ref. No.	Part No.	Description	No. Used
1		Barrel	1
2	32152-10	Nut - Lock	1
3	52-1990	Piston	1
4		Uniring	1
5		Seal - O-Ring	1
6	76-1860	Shaft	1
7		Seal - O-Ring	1
8		Washer - Back-Up	1
9	65-4860	Head	1

Ref. No.	Part No.	Description	No. Used
10	32120-8	Ring - Retaining	1
11		Seal - Dust	1
12		Seal - PDF	1
13	76-1850	Clevis	1
14	3220-6	Nut - Jam	1
*	86-5390	Seal Kit (Incl. Ref. #4, 5, 7, 8, 11 & 12)	1

*Not Illustrated

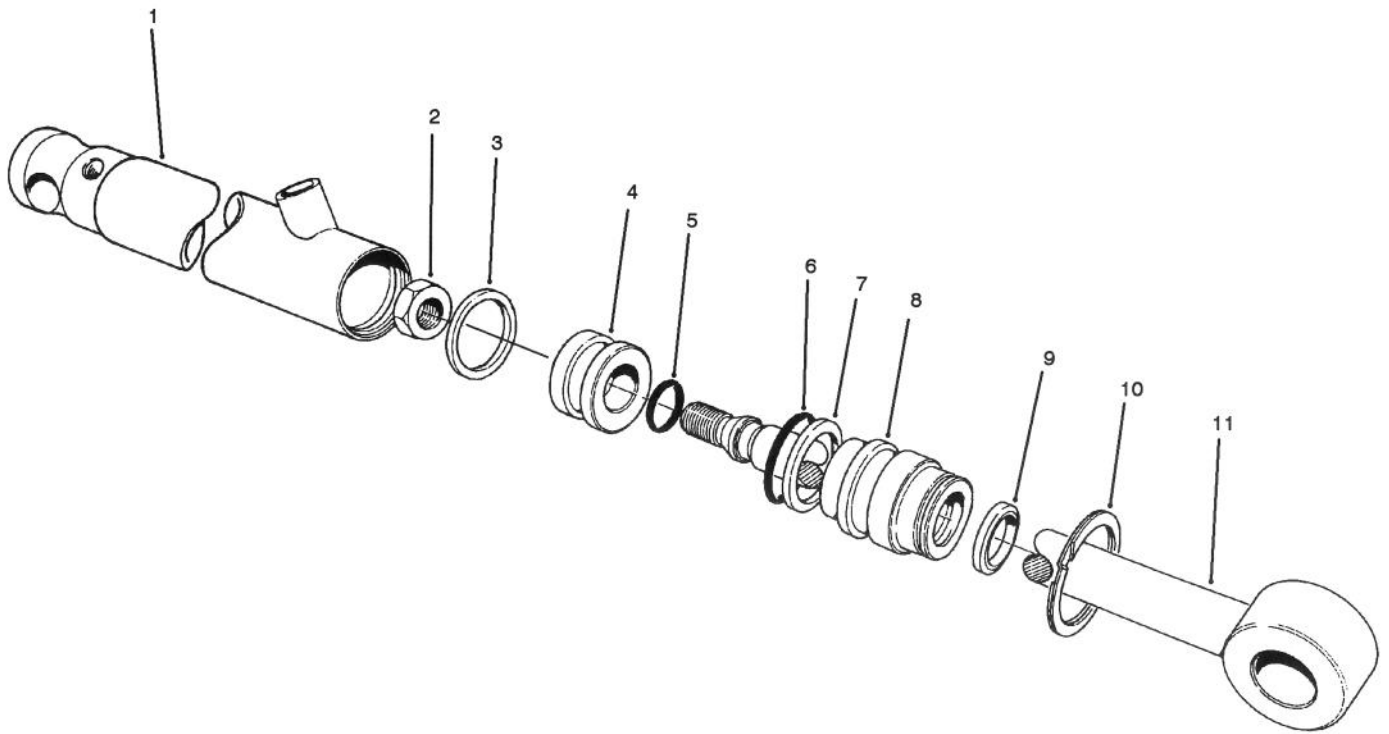


T-1286A

PULL FRAME ASSEMBLY REAR

Ref. No.	Part No.	Description	No. Used	Ref. No.	Part No.	Description	No. Used
1	86-9820	Frame - Pull Rear	1	26	68-5560	Pin - Cylinder Pivot	1
2	3220-3	Nut - Jam	2	27	27-2550	Pin - Pivot	1
‡3	62-5070	Decal - Danger	1	28	3253-4	Washer - Lock	3
4	8-7710	Ball Joint Receiver Assy. (Incl. Ref. 5-7)	2	29	3296-29	Nut - Lock	1
5		Spring - Compression	2	30	322-1	Screw - Cap Hex. Hd.	2
6		Sleeve	2	31	27-2540	Spacer - Hub	1
7		Ring - Retaining	2	32	302-60	Fitting - Grease 90°	1
8	62-2420	Bar - Lift	1	33	10-7820	Pivot Hinge Assembly (Incl. Ref. #22)	1
9	63-8750	Pin - Pivot	1	34	3256-24	Washer - Flat	2
10	83-7230	Hydraulic Cylinder Assembly	1	35	3253-21	Washer - Lock	2
11	237-35	Seal - O-Ring	2	36	11-0160	Roller Shaft Screw Assy. (Incl. Ref. #37)	2
12	340-103	Fitting - Hydraulic 45° (Incl. Ref. #11 & 14)	2	37	302-5	Fitting - Grease Straight	5
13	83-1680	Hose - Hydraulic	1	38	3-1506	Bushing - Flange	4
14	237-78	Seal - O-Ring	2	39	92-0586	Pull Arm Assembly L.H. (Incl. Ref. #38)	1
15	88-9700	Hose - Hydraulic	1	40	3290-317	Washer - Wave	2
17	302-2	Fitting - Grease	1	41	10-6090	Pin - Pivot	1
18	57-7650	Spring - Torsion	1	42	92-0585	Pull Arm Assembly R.H. (Incl. Ref. #38)	1
19	3272-11	Pin - Cotter	1	43	52-2720	Roller Assembly (Incl. Ref. #45)	1
20	3256-26	Washer - Flat	1	44	21-8470	Shaft - Roller	1
21	68-5380	Lift Arm Assembly (Incl. Ref. #22)	1	45	251-141	Bearing - Ball	2
22	3-0348	Bushing - Sleeve	6	47	3290-379	Tie - Cable	1
23	10-8110	Washer - Thrust	6				
24	5-1226	Washer - Shim	2				
25	322-3	Screw - Cap Hex. Hd.	1				

‡For different language versions of this part, see International Parts Reference.



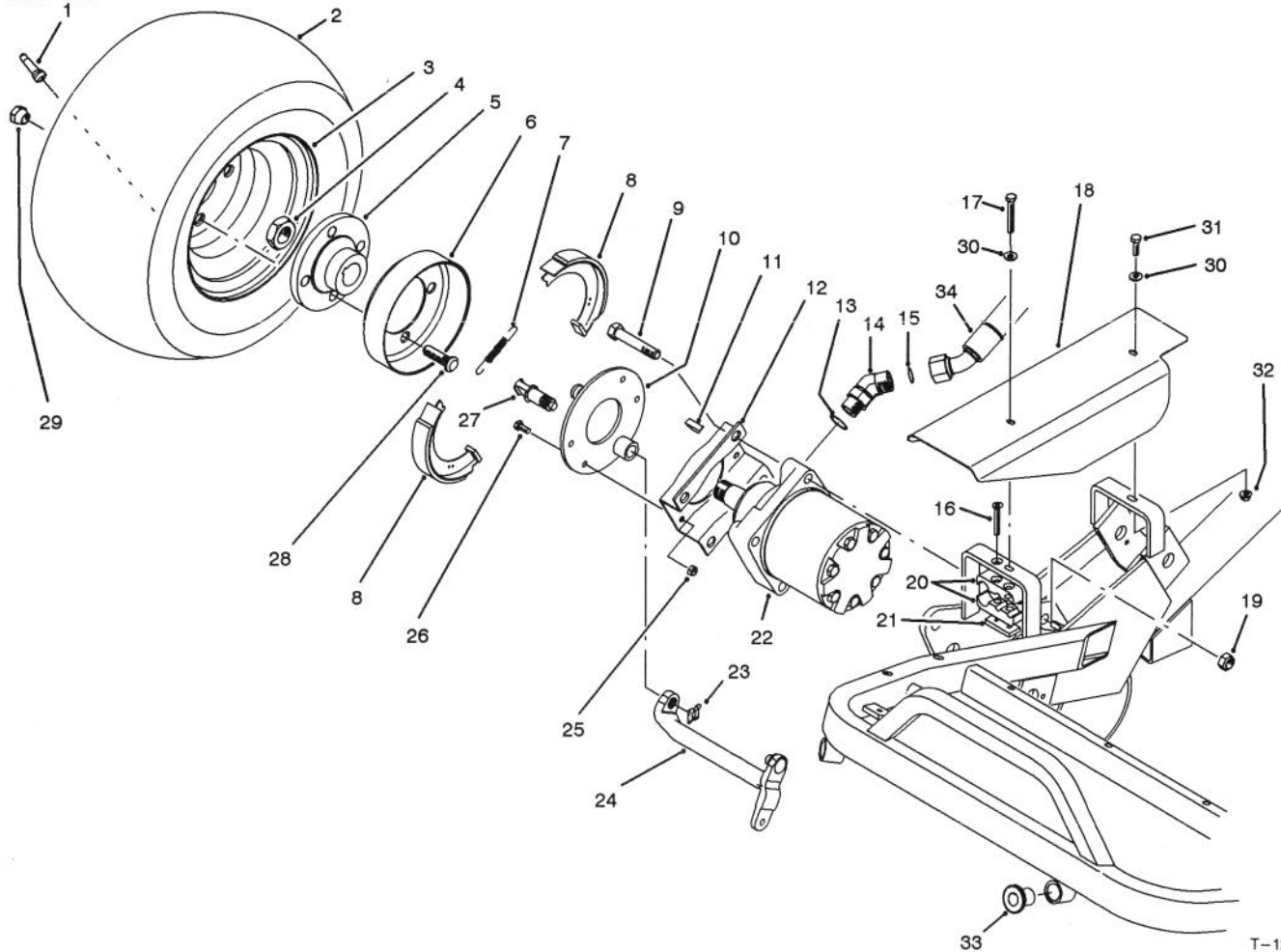
T-0640

HYDRAULIC CYLINDER NO. 83-7230

Ref. No.	Part No.	Description	No. Used	Ref. No.	Part No.	Description	No. Used
1	70-8130	Barrel	1	8	70-2770	Head	1
2	32152-10	Nut - Hex.	1	9		Seal - Dust	1
3		Uniring	1	10	43-5220	Ring - Retaining	1
4	70-2780	Piston	1	11	43-5230	Shaft & Clevis	1
5		Seal - O-Ring	1	*	86-5360	Repair Kit	
6		Seal - O-Ring	1			(Incl. Ref. #3, 5-7 & 9)	1
7		Washer - Back-Up	1				

*Not Illustrated

3316-979



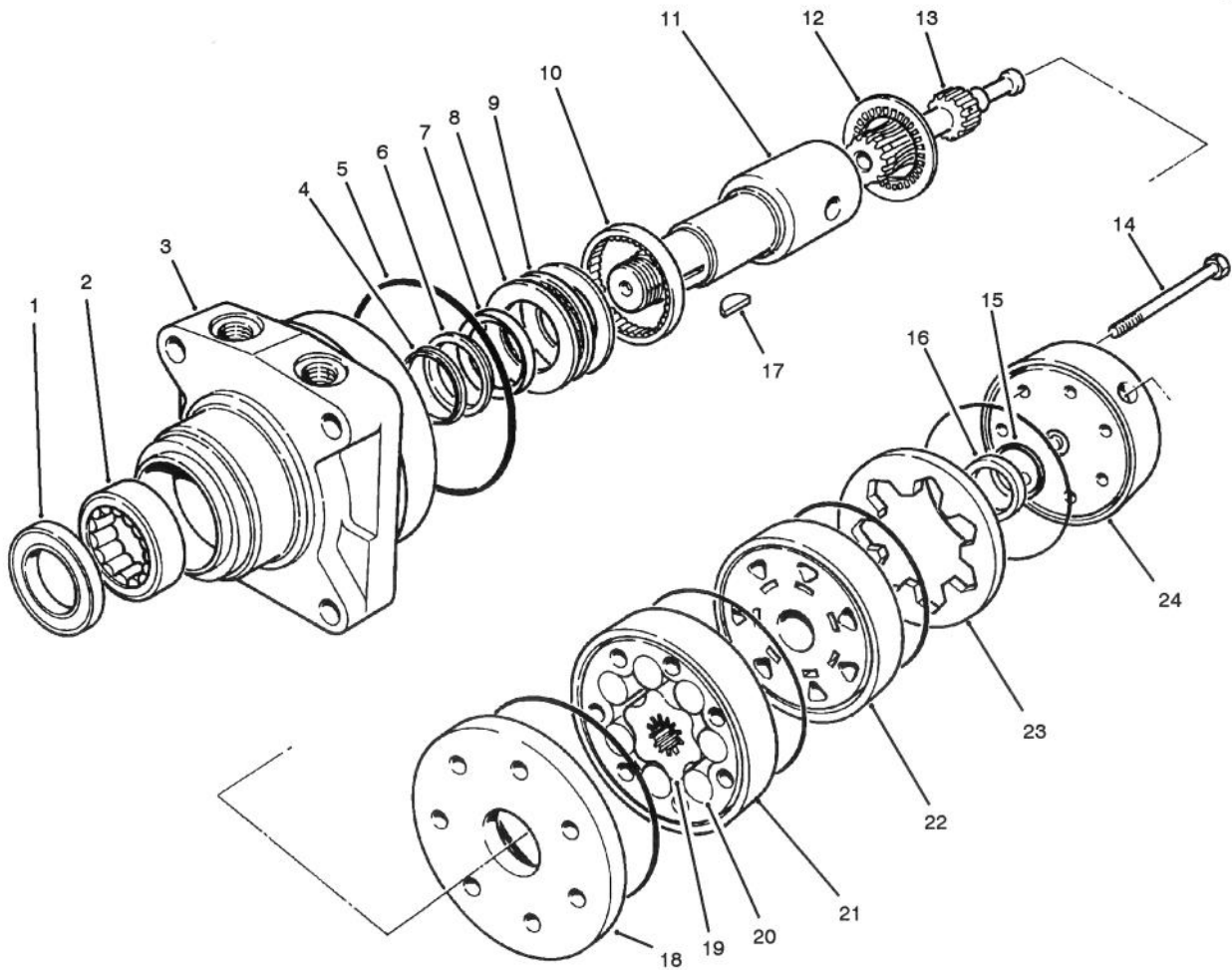
T-1282

FRONT WHEEL & BRAKE ASSEMBLY

Ref. No.	Part No.	Description	No. Used
1	232-24	Stem - Valve	2
2	28-3680	Tire	2
3	217-60	Rim	2
4	26-3790	Nut - Lock	2
5	10-6870	Hub - Wheel	2
6	10-6850	Drum - Brake	2
7	70-9880	Spring - Return	4
8	70-9840	Shoe - Brake	4
9	325-11	Screw - Cap Hex. Hd.	8
10	70-9870	Plate - Backing	2
11	3257-42	Key - Woodruff	2
12	84-2000	Bracket - Brake	2
13	237-80	Seal - O-Ring	4
14	340-14	Fitting - Hydraulic 45° (Incl. Ref. #13 & 15)	4
15	237-65	Seal - O-Ring	4
16	32108-100	Screw - Flat Hd.	1
17	321-11	Screw - Hex. Washer Hd.	1
18	83-0190	Cover - R.H.	1
19	3296-23	Nut - Lock	8
20	57-6140	Clamp Half - Tube	2

Ref. No.	Part No.	Description	No. Used
21	83-1220	Plate - Clamp	1
22	92-9199	Motor - Hydraulic	2
23	70-9850	Clip - Retaining	2
24	71-1510	Arm - Brake	2
25	3296-42	Nut - Lock	8
26	321-5	Screw - Cap Hex. Hd.	8
27	70-9860	Cam - Brake	2
28	85-6540	Stud - Drive	8
29	242-50	Nut - Lug	8
30	3256-22	Washer - Flat	2
31	321-4	Screw - Cap Hex. Hd.	1
32	32128-33	Nut - Lock	1
33	83-1700	Bushing - Flange	2
34	83-2450	Hose - Hydraulic (Top)	1
*	92-9768	Hose - Hydraulic (Bottom)	1
*	10-6821	Brake Drum Assembly (Incl. Ref. #5, 6 & 28)	2
*	71-1500	Brake Assembly (Incl. Ref. #7, 8, 10, 23 & 27)	2

*Not Illustrated

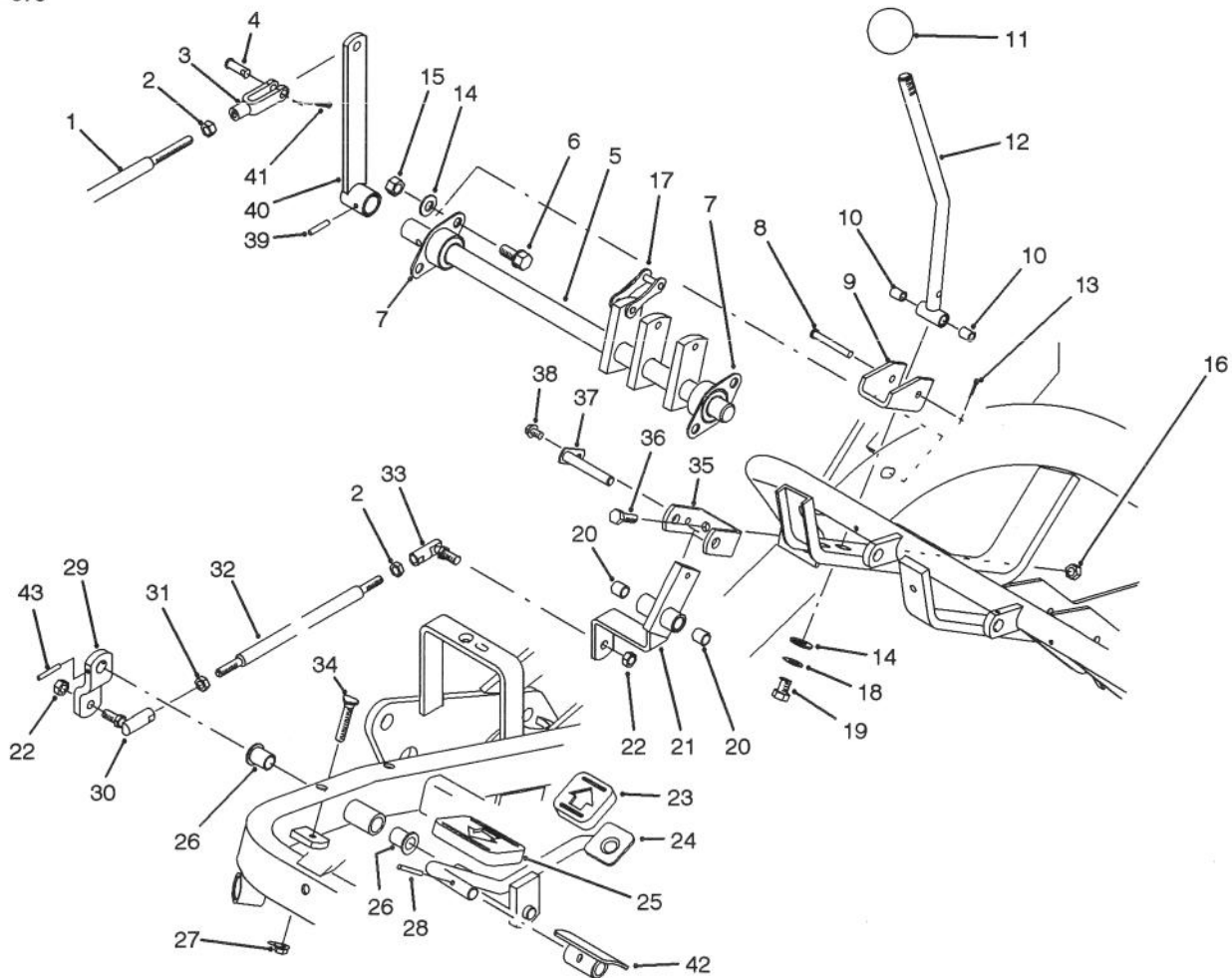


T-0983

HYDRAULIC DRIVE MOTOR ASSEMBLY NO. 92-9199

Ref. No.	Part No.	Description	No. Used	Ref. No.	Part No.	Description	No. Used
1		Seal - Dirt & Water	1	17	3257-42	Key - Woodruff	1
2		Bearing	1	18	76-0870	Plate - Wear	1
3		Housing	1	19		Rotor	1
4		Washer - Back-Up	1	20		Vane	7
5		Ring - Seal	5	21		Stator	1
6		Washer - Back-Up	1	22	76-0840	Manifold	1
7		Seal - Inner	1	23		Ring - Commutator	1
8		Washer - Thrust	2	24	76-0940	End Cover Assembly	1
9		Bearing - Thrust	1	*	92-9763	Rotor Set (Incl. Ref. #19-21)	1
10		Bearing	1	*	76-0880	Commutator Assembly (Incl. Ref. #15, 16 & 23)	1
11	76-0860	Shaft - Coupling	1	*	76-0800	Seal Kit (Incl. Ref. #1, 4-7 & 15)	1
12	76-0850	Bearing - Thrust	1	*	76-0810	Housing Assembly (Incl. Ref. #2, 3 & 8-10)	1
13	92-9761	Link - Drive	7				
14	92-9762	Screw - Cap Hex. Hd.	1				
15		Seal - Commutator	1				
16		Commutator	1				

*Not Illustrated

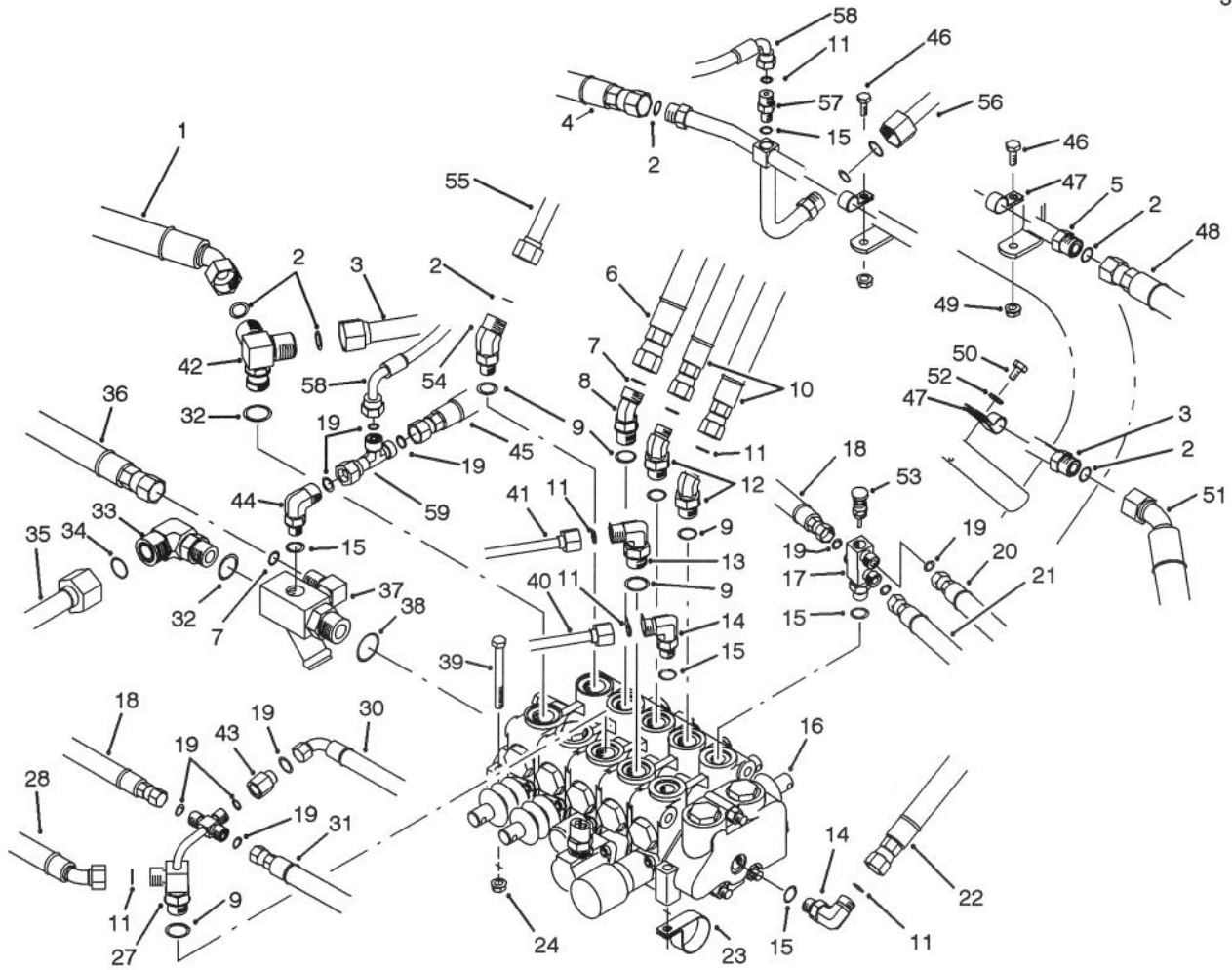


T-1287

TRACTION CONTROLS ASSEMBLY

Ref. No.	Part No.	Description	No. Used
1	49-5430	Rod - Control	1
2	3220-2	Nut - Jam	2
3	282-2	Clevis - Rod	1
4	283-61	Pin - Clevis	1
5	44-0870	Shaft - Cam	1
6	3234-1	Screw - Hex. Flange Hd.	4
7	27-2320	Bearing - Flange	2
8	283-57	Pin - Clevis	1
9	49-6220	Bracket - Control Arm	1
10	256-251	Bushing - Sleeve	2
11	233-48	Knob	1
12	83-0590	Traction Handle Assembly (Incl. Ref. #10)	1
13	3272-4	Pin - Cotter	1
14	3256-24	Washer - Flat	6
15	3296-59	Nut - Lock	4
16	3296-29	Nut - Lock	2
17	57-6220	Link	5
18	3254-6	Washer - I.T.L.W.	2
19	3211-2	Screw - Cap Hex. Hd.	2
20	256-2	Bushing - Sleeve	2
21	49-6260	Assy. - Pivot, Traction (Incl. Ref. #20)	1

Ref. No.	Part No.	Description	No. Used
22	3296-4	Nut - Lock	2
23	74-9110	Pad - Reverse Pedal	1
24	83-0540	Pedal - Traction	1
25	74-9100	Pad - Forward Pedal	1
26	256-155	Bushing - Flange	2
27	32128-20	Nut - Flange Lock	1
28	32121-45	Pin - Roll	1
29	83-0630	Arm - Traction Pivot	1
30	2411-42	Joint - Ball L.H. Thread	1
31	3220-20	Nut - Jam L.H. Thread	1
32	83-0580	Rod - Traction Control	1
33	2411-43	Joint - Ball R.H. Thread	1
34	77-0480	Screw - Traction Stop	1
35	49-6250	Bracket - Traction Pivot	1
36	322-5	Screw - Cap Hex. Hd.	2
37	49-6290	Shaft - Traction Pivot	1
38	12-3270	Screw - Hex. Washer Hd.	1
39	32121-6	Pin - Roll	1
40	47-5320	Lever - Control	1
41	3272-6	Pin - Cotter	1
42	49-6440	Pedal - Forward	1
43	32121-51	Pin - Roll	1

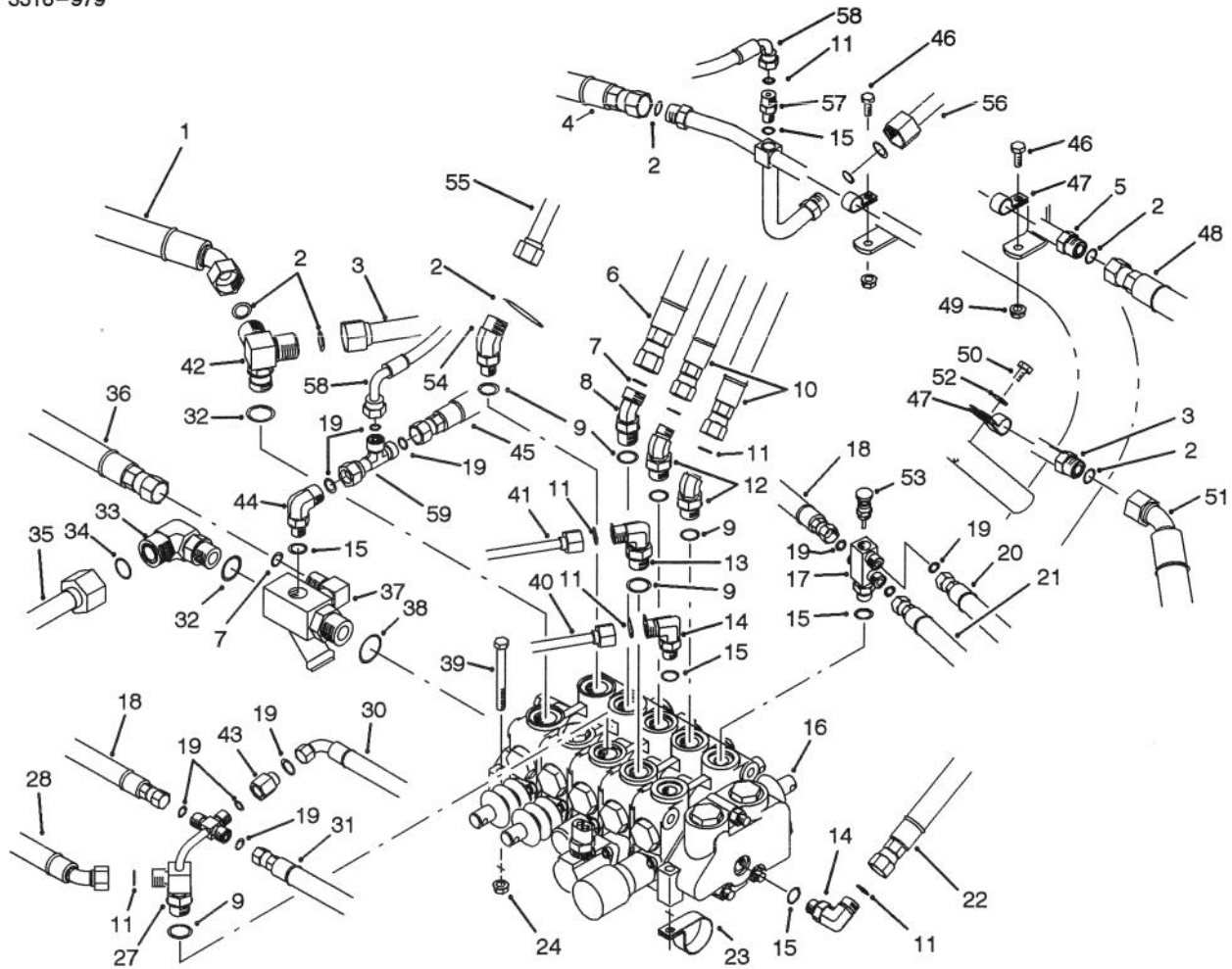


T-1829

CONTROL VALVE INSTALLATION ASSEMBLY

Ref. No.	Part No.	Description	No. Used
1	83-2450	Hose - Hydraulic	1
2	237-65	Seal - O-Ring	7
3	70-7130	Tube Assy. (Incl. Ref. #2)	1
4	92-9768	Hose - Hydraulic	1
5	93-0113	Tube Assy. (Incl. Ref. #2)	1
6	83-1180	Hose - Hydraulic	1
7	237-30	Seal - O-Ring	2
8	340-101	Fitting - Hydraulic 45° (Incl. Ref. #7 & 9)	1
9	237-79	Seal - O-Ring	5
10	83-1190	Hose - Hydraulic	2
11	237-22	Seal - O-Ring	7
12	340-138	Fitting - Hydraulic 45° (Incl. Ref. #9 & 11)	2
13	340-18	Fitting - Hydraulic 90° (Incl. Ref. #9 & 11)	1
14	340-77	Fitting - Hydraulic 90° (Incl. Ref. #11 & 15)	2
15	237-42	Seal - O-Ring	5
16	84-2203	Control Valve Assembly	1
17	92-0587	Fitting - Valve Body (Incl. Ref. #15 & 19)	1
18	92-9767	Hose - Hydraulic	1
19	237-21	Seal - O-Ring	6
20	88-9700	Hose - Hydraulic	1

Ref. No.	Part No.	Description	No. Used
21	83-1690	Hose - Hydraulic	1
22	83-1170	Hose - Hydraulic	1
23	304-61	Clamp - R	1
24	32128-20	Nut - Flange Lock	3
27	83-1670	Fitting - Special (Incl. Ref. #9, 11 & 19)	1
28	74-3830	Hose - Hydraulic	1
30	83-1680	Hose - Hydraulic	1
31	63-3850	Hose - Hydraulic	1
32	237-80	Seal - O-Ring	3
33	340-16	Fitting - Hydraulic 90° (Incl. Ref. #32 & 34)	1
34	237-58	Seal - O-Ring	1
35	63-4040	Tube - Hydraulic	1
36	63-3840	Hose - Hydraulic	1
37	68-5260	Fitting - Manifold Tee (Incl. Ref. #7 & 38)	1
38	237-81	Seal - O-Ring	1
39	322-14	Screw - Cap Hex. Hd.	3
40	63-4020	Tube - Hydraulic	1
41	63-4030	Tube - Hydraulic	1
42	63-4050	Fitting - Tee (Incl. Ref. #2 & 32)	2
43	71-0990	Orifice (Incl. Ref. #19)	1
44	340-82	Fitting - Hydraulic 90° (Incl. Ref. #15 & 19)	1
45	83-1350	Hose - Hydraulic	1



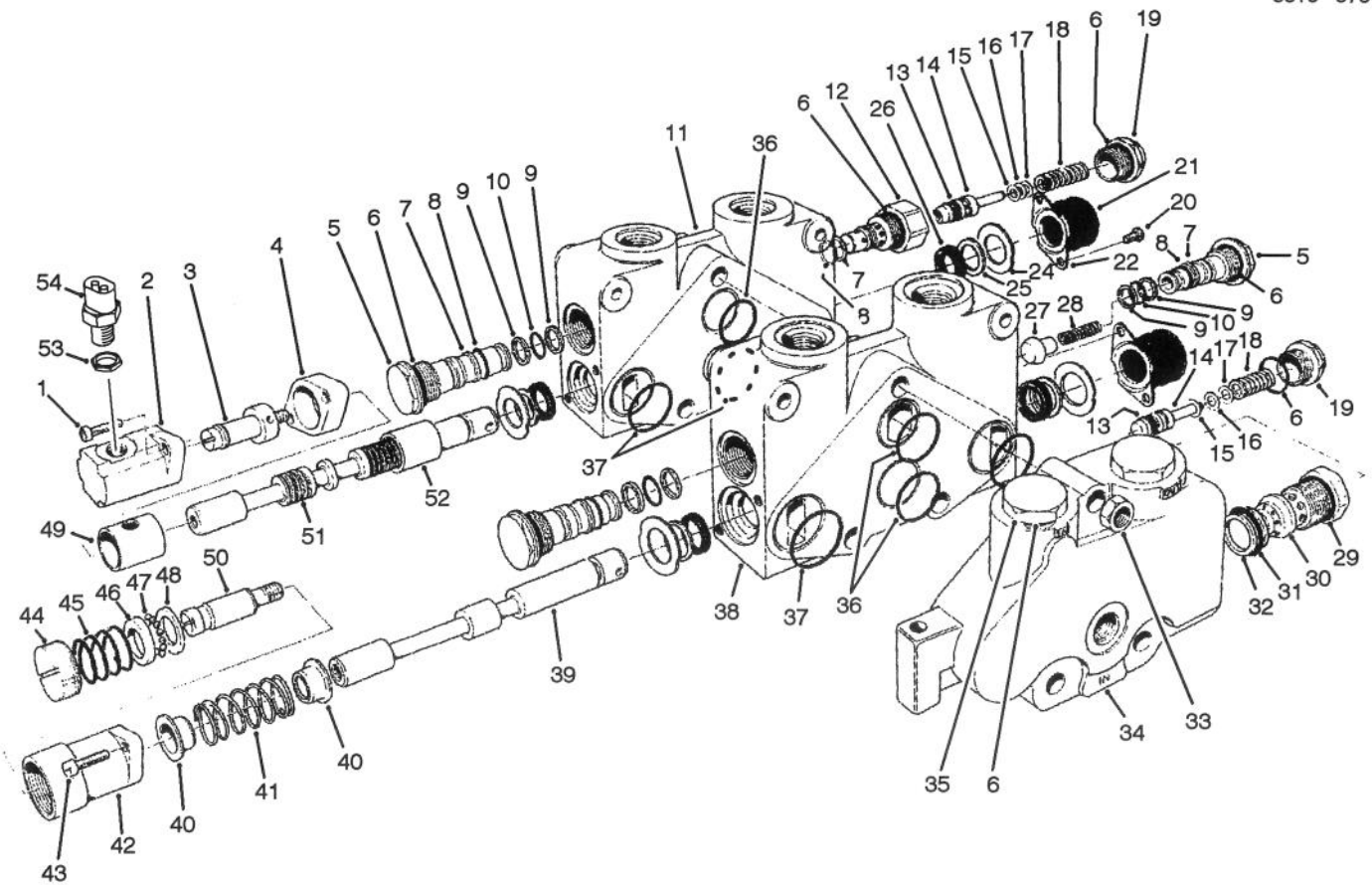
T-1829

CONTROL VALVE INSTALLATION ASSEMBLY (Continued)

Ref. No.	Part No.	Description	No. Used
46	3234-4	Screw - Cap Hex. Hd.	2
47	2412-41	Clamp-R	4
48	70-7150	Hose - Hydraulic	1
49	3296-16	Nut - Lock	2
50	12-3270	Screw - Thread Forming	1
51	70-8610	Hose - Hydraulic	1
52	3256-22	Washer - Flat	1
53	92-0588	Valve - Needle	1
54	340-14	Fitting - Hydraulic 45° (Incl. Ref. #2 & 9)	1

Ref. No.	Part No.	Description	No. Used
55	93-0114	Assy. - Tube, Rear Top	1
56	93-0115	Assy. - Tube, Rear Bottom	1
57	92-9258	Adapter - Valve, Check (Incl. Ref. #11 & 15)	1
58	93-0314	Hose - Hydraulic	1
59	340-151	Fitting - Tee (Incl. Ref. #19)	1
*	88-9500	Needle Valve Assembly (Incl. Ref. #15, 17, 19 & 53)	1

*Not Illustrated

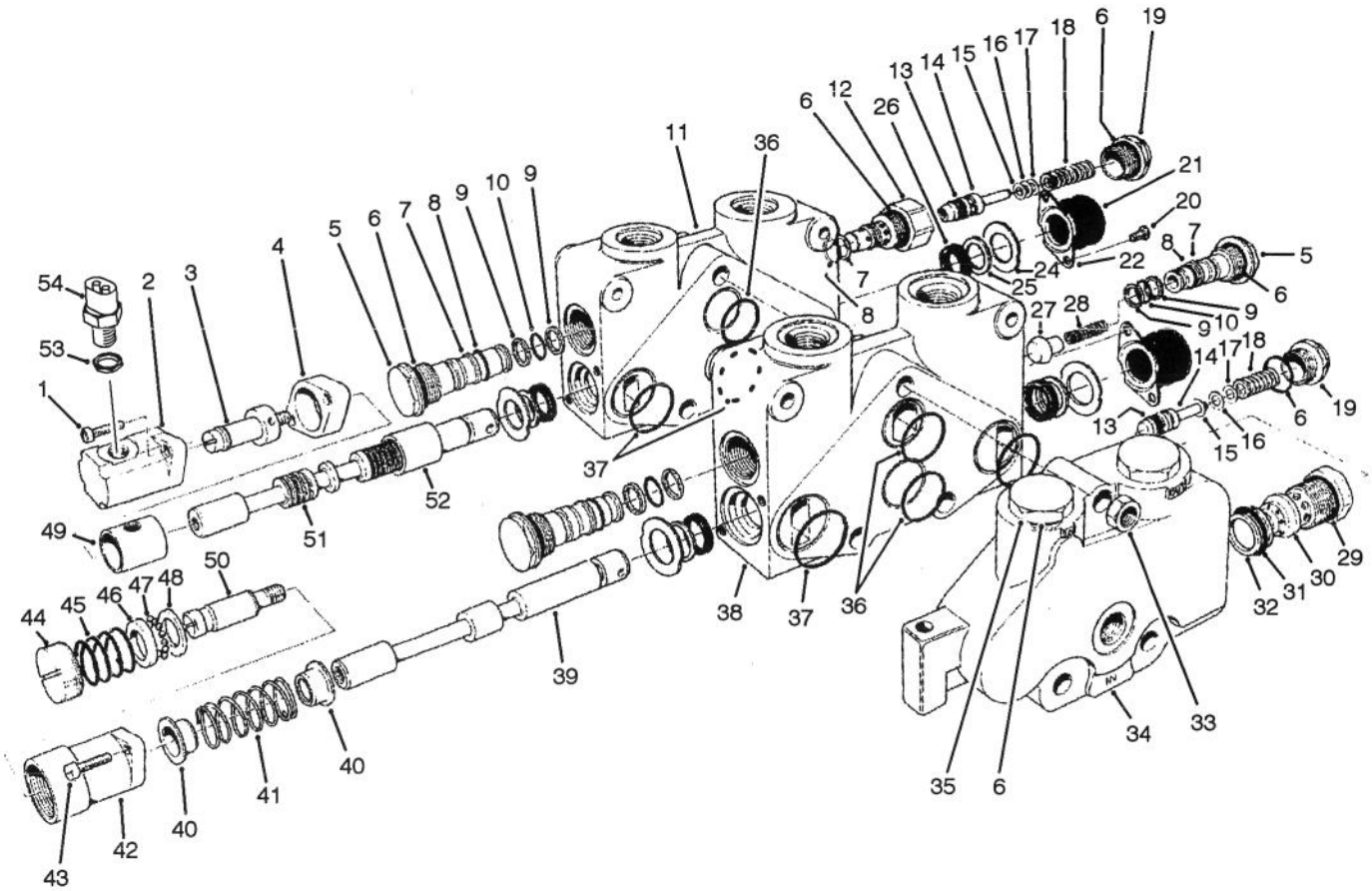


T-1318A

CONTROL VALVE ASSY. NO. 84-2203 (Sections 1 & 2)

Ref. No.	Part No.	Description	No. Used	Ref. No.	Part No.	Description	No. Used
1	3274-70	Screw - Hex, Socket Hd.	2	25	92-2546	Wiper - Seal	4
2	353-727	Bonnet	1	26	353-957	Seal - Lip	4
3	353-729	Spud - Detent	1	27	353-301	Poppet	1
4	353-733	Spacer - Bonnet	1	28	353-304	Spring	1
5	353-481	Plug - Load Check (Incl. Ref. #6-10)	3	29	353-331	O-Ring	1
6	237-54	O-Ring	8	30	353-760	Body Relief	1
7	353-306	Ring - Backup	4	31	353-758	Seal - O-Ring	1
8	353-305	O-Ring	4	32	353-952	Ring - Backup	1
9	353-303	Ring - Backup	6	33	3217-7	Nut - Hex	3
10	353-302	O-Ring	3	34	353-772	Left End Cover	1
11		Housing V20T	1	35	353-721	Plug (Incl. Ref. #6)	2
12	353-851	Body - Relief CP-RC Mod.	1	†36		O-Ring	3
13	353-392	Seal - Relief Poppet PTFE	2	†37		O-Ring	4
14	353-531	Poppet Assy. (Incl. Ref. #13)	2	†38		Housing Section #1	1
15	353-328	Washer - Shim	A/R	†39		Spool V20 SPL	1
16	353-329	Washer - Shim	A/R	40	353-417	Collar Spring	2
17	353-330	Washer - Shim	A/R	41	92-3058	Spring - Centering	1
18	353-855	Spring	2	42	353-780	Bonnet - R. Detent	1
19	353-334	Cap - Relief	2	43	3274-15	Screw - Fillister Hd.	2
20	3274-52	Screw - Hex, Socket Hd.	4	44	353-763	Cap - Adjustment	1
21	353-575	Boot - Dust Cap	2	45	353-579	Spring	1
22	93-3651	Retainer - Boot	2	46	42-2680	Race R. Detent	1
24	92-2547	Plate - Seal Retainer	4	47	52-5880	Ball - Steel	12
				48	354-29	Plate - Thrust	1

†Parts Available as Assemblies Listed as (*Not Illustrated) on Following Page



T-1318A

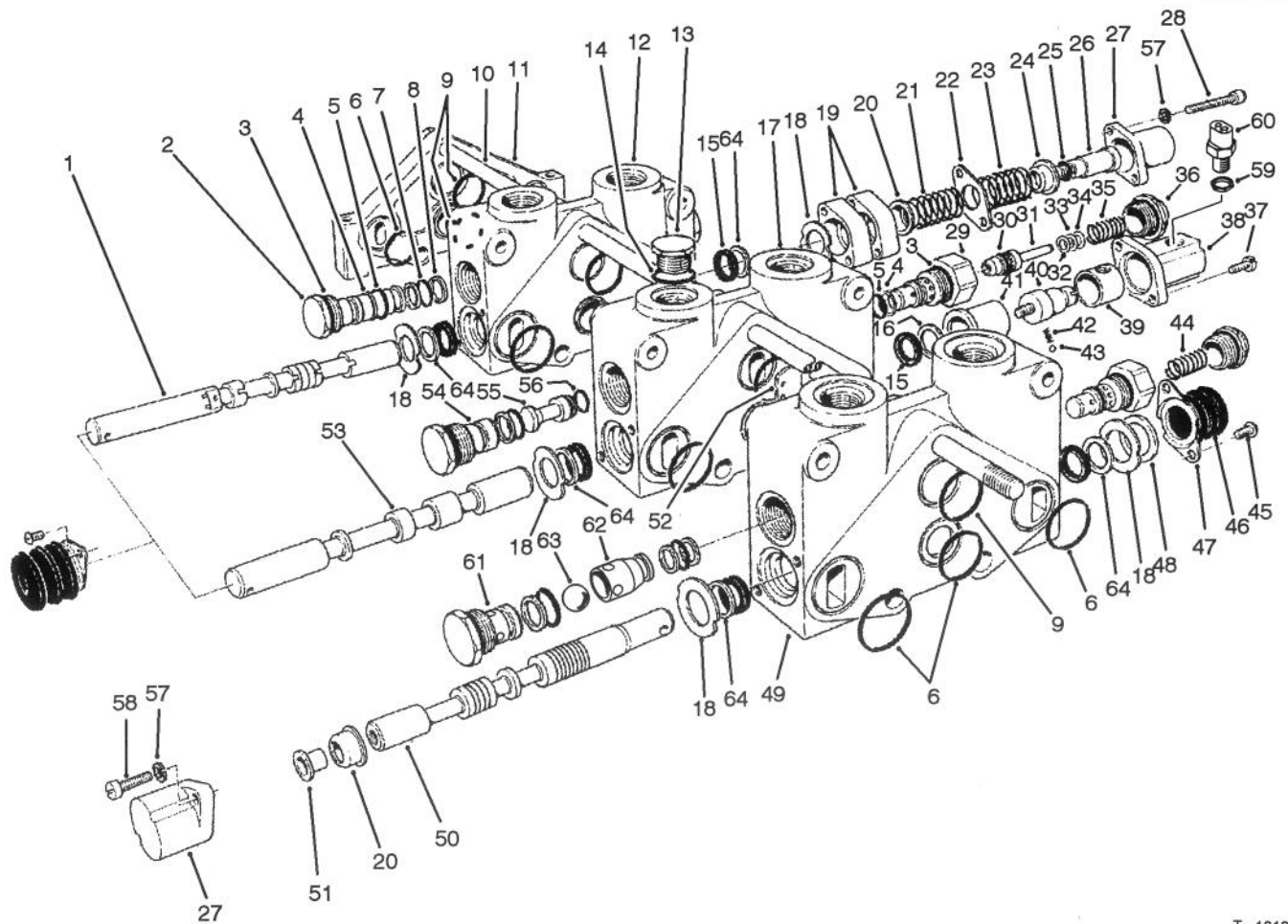
CONTROL VALVE ASSEMBLY NO. 84-2203 (Sections 1 And 2) (Continued)

Ref. No.	Part No.	Description	No. Used
49	353-728	Sleeve	1
50	353-780	Spud - Detent Out (Incl. Ref. #44)	1
†51		Spool V20 3 Way F.F.	1
52	353-732	Sleeve - Detent	1
53	38-0410	Nut - Hex.	1
54	83-1890	Switch - Ball	1
*	353-766	Relief WH (2000) PSI Assy. (Incl. Ref. #6,13-19 & 29-32)	1
*	353-768	Section #1 Complete	1
*	353-837	Section #2 Complete	1
*	353-780	Positioner - R. Detent (Out) (Incl. Ref. #3 & 40-49)	1

Ref. No.	Part No.	Description	No. Used
*	353-839	Positioner - DI (SPL) Assy. (Incl. Ref. #1, 3-5, 50 & 52)	1
*	353-642	Relief - RC Mod. (Incl. Ref. #6-8 & 12-19)	2
*	93-3652	Boot - Spool Assembly (Incl. Ref. #20-22)	2
*	353-835	Seals - Section Set (Incl. Ref. #36 & 37)	1
*	92-2548	Seals - Spool (Single End Set) (Incl. Ref. #24-26)	1
*	92-2545	Seals - Spool (Entire Valve Set)	1

*Not Illustrated

†Parts Available as Assemblies Listed as (*Not Illustrated) on This Page

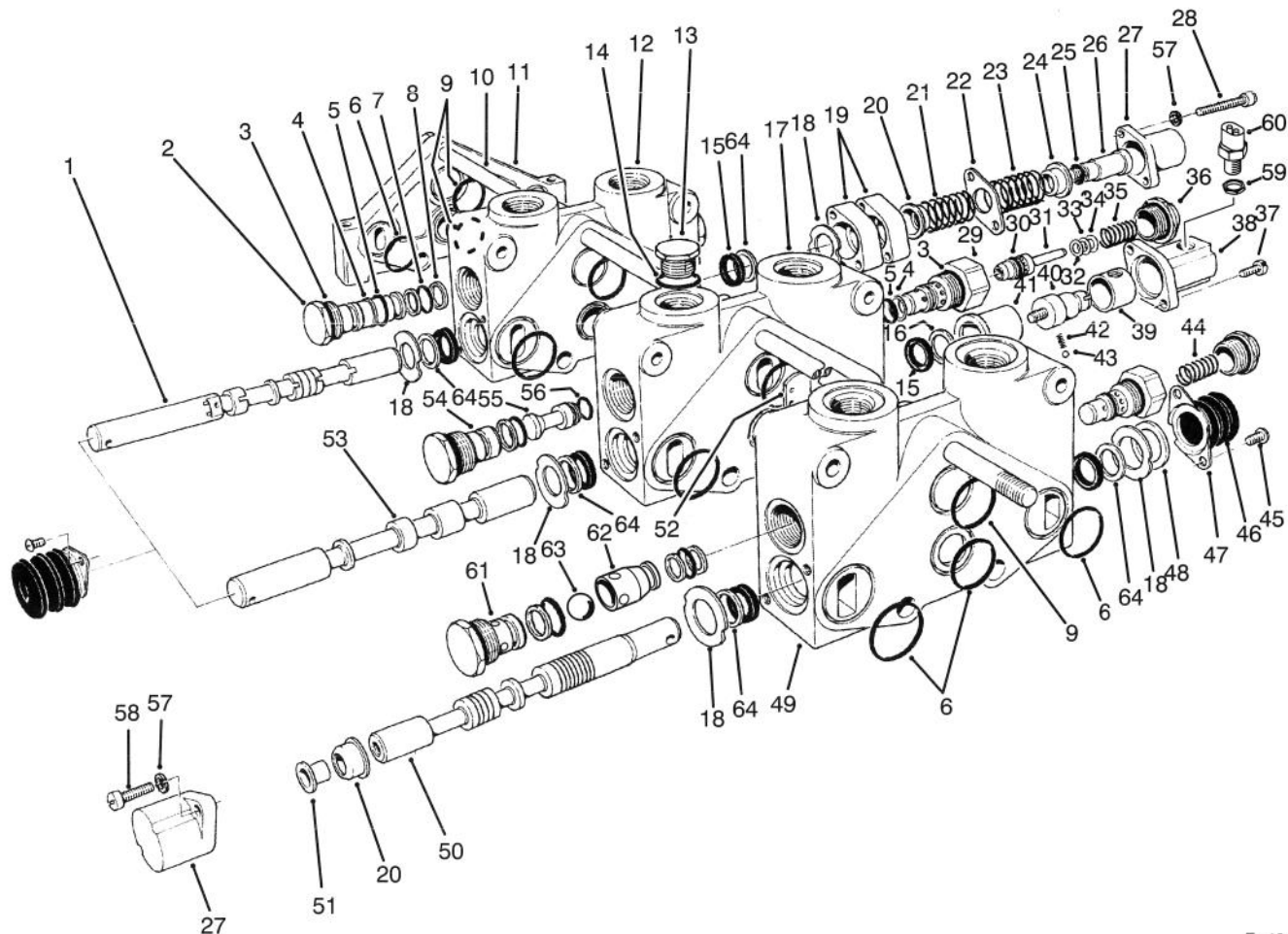


T-1319

CONTROL VALVE ASSY. NO. 84-2203 (Sections 3 Thru 5)

Ref. No.	Part No.	Description	No. Used	Ref. No.	Part No.	Description	No. Used
†1		Spool #5	1	24	353-808	Collar - Spring	1
2	353-481	Plug - Load Check (Incl. Ref. #3-5 & 7-8)	3	25	353-830	O-Ring	1
3	237-54	O-Ring	6	26	353-829	Collar Spool	1
4	353-306	Ring - Backup	5	27	354-26	Bonnet	2
5	353-305	O-Ring	5	28	354-28	Screw - Hex, Socket Hd.	2
†6		O-Ring	11	29	353-851	Body - Relief CP-RC Mod.	2
7	353-302	O-Ring	3	30	353-392	Seal - Relief Poppet PTFE	2
8	353-303	Ring - Backup	6	31	353-531	Poppet Assembly (Incl. Ref. #30)	2
†9		O-Ring	5	32	353-328	Washer - Shim	A/R
10	353-853	Bolt - Hex Hd.	3	33	353-329	Washer - Shim	A/R
11	353-668	Plate - Cap, Cover RH	1	34	353-330	Washer - Shim	A/R
12		Housing V20 #5	1	35	353-398	Spring	1
13	353-550	Plug Assembly (Incl. Ref. #14)	1	36	353-334	Cap - Relief	2
14	353-848	O-Ring	1	37	52-5900	Screw - Fillister Hd.	4
15	353-957	Seal - Lip	6	38	353-847	Bonnet (SPL)	1
16	353-958	Ring - Backup	1	39	353-849	Sleeve	1
†17		Housing V20 #4	1	40	353-846	Spud - DI (SPL)	1
18	92-2547	Plate - Seal Retainer	5	41	353-845	Sleeve - Detent	1
19	353-733	Spacer - Bonnet	2	42	353-730	Spring	1
20	353-417	Collar Spring	2	43	353-731	Ball	1
21	353-831	Spring	1	44	353-855	Spring	1
22	353-529	Plate Seal	1	45	3274-52	Screw - Hex, Socket Hd.	6
23	353-530	Spring	1	46	353-575	Boot - Dust Cap	3
				47	353-559	Retainer - Boot	3

†Parts Available as Assemblies Listed as (*Not Illustrated) on Following Page



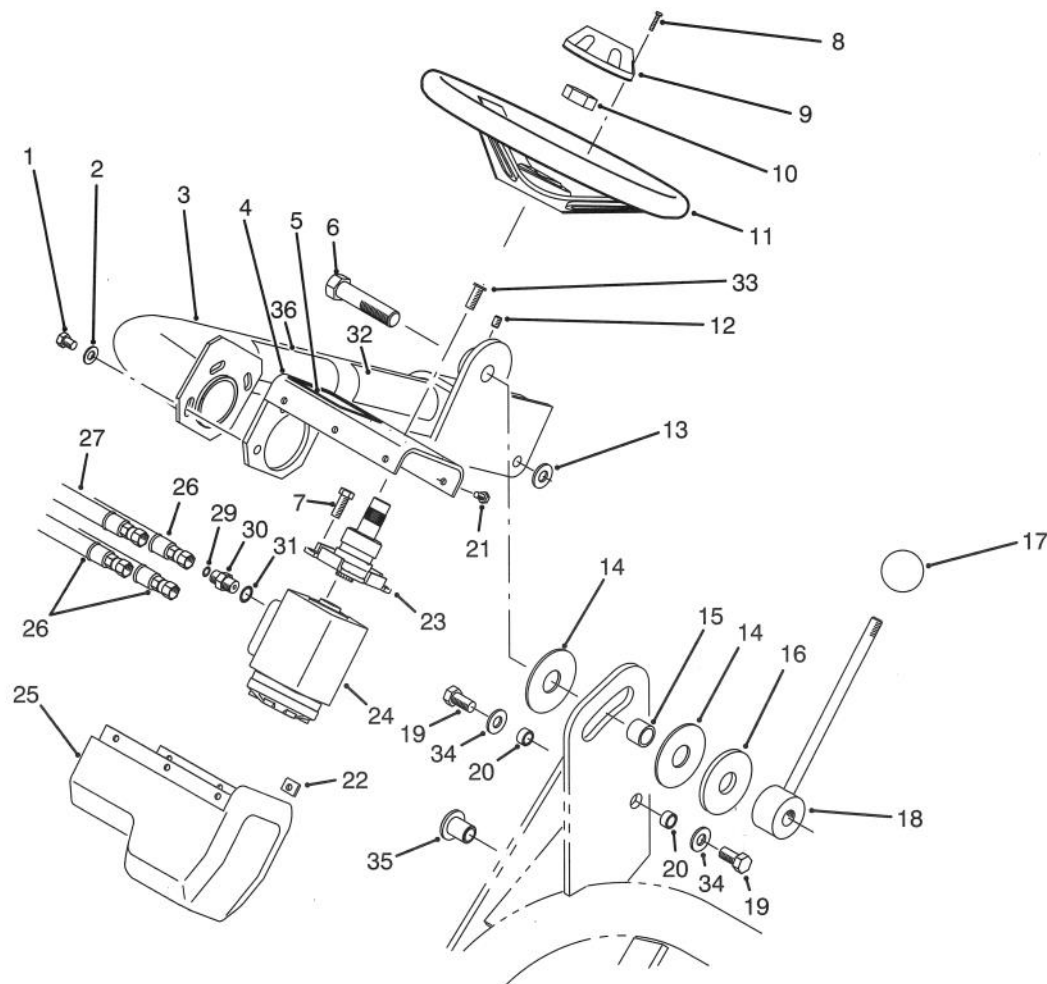
T-1319

CONTROL VALVE ASSEMBLY NO. 84-2203 (Sections 3 Thru 5) (Continued)

Ref. No.	Part No.	Description	No. Used	Ref. No.	Part No.	Description	No. Used
†48	353-560	Washer - Breather	3	*	353-770	Section #3 Assembly (Complete)	1
49		Housing V20 #2	1	*	354-25	Section #4 Assembly (Complete)	1
†50		Spool V20 3 Way F.F.	1	*	93-1386	Section #5 Assembly (Complete)	1
51	52-5860	Collar - Spool	1	*	353-841	Position - Spool Assembly (Incl. Ref. #20 27 37 & 51)	1
52	354-122	Disc - Seal	1	*	353-840	Position - DI (SP) Assy. (Incl. Ref. #37-43)	1
†53		Spool #4	1	*	353-642	Relief - RC Mod. Assembly (Incl. Ref. #3-5 & 29-36)	1
54	353-953	Plug Assembly	1	*	353-833	Positioner Assembly (Incl. Ref. #19-28)	1
55	353-844	Plus Series (Incl. Ref. #56)	1	*	84-2203	Control Valve Assembly Complete	1
56	353-850	O-Ring	1	*	92-2548	Seals - Spool (End Set) (Incl. Ref. #15, 18 & 64)	1
57	3253-3	Washer - Lock	4	*	92-2549	Seals - Spool (End Set #4 Rear Only) (Incl. Ref. #15, 16 & 18)	1
58	3274-84	Screw - Cap, Hex. Hd.	4	*	92-2545	Seals - Spool (Entire Valve Set)	1
59	38-0410	Nut - Hex.	1				
60	83-1890	Switch - Ball	1				
61	353-483	Body - Anticavitation	1				
62	353-484	Retainer - Ball	1				
63	353-737	Ball	1				
64	92-2546	Wiper - Seal	5				
*	354-129	Anticavitation Check Assy. (Incl. Ref. #3, 4, 5, 7, 8 & 61-63)	1				
*	353-835	Seals - Section Set (Incl. Ref. #6 & 9)	1				
*	353-854	Boot - Spool Assembly (Incl. Ref. #45-48)	3				

*Not Illustrated

†Parts Available as Assemblies Listed as (*Not Illustrated) on This Page

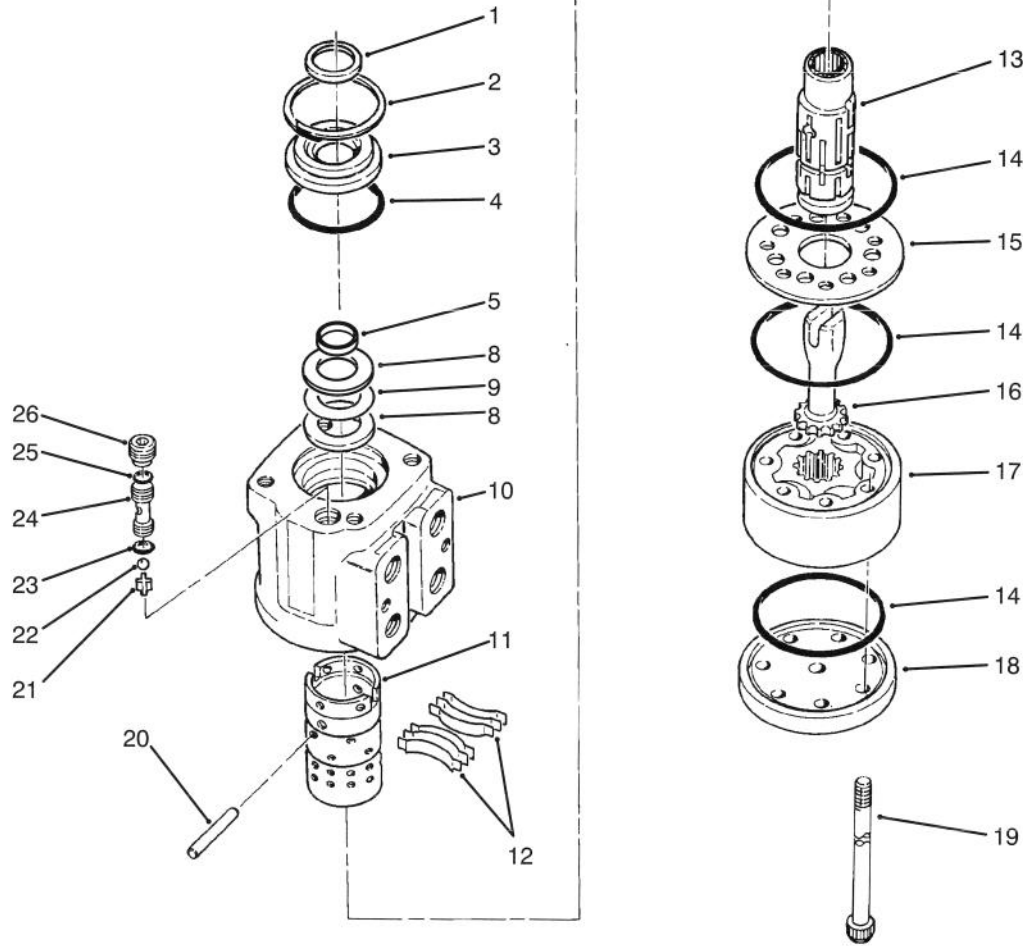


T-1291B

STEERING ARM ASSEMBLY

Ref. No.	Part No.	Description	No. Used	Ref. No.	Part No.	Description	No. Used
1	3274-80	Screw - Cap Hex. Hd.	3	19	325-4	Screw - Cap Hex. Hd.	2
2	3256-80	Washer - Flat	3	20	47-2890	Bushing - Sleeve	2
3	83-0650	Arm - Steering	1	21	3274-39	Screw - Cap Hex. Hd.	6
4	83-0780	Support - Steering Valve	1	22	3290-277	Nut - Speed	6
‡5	83-1790	Decal - Warning	1	23	83-1420	Column - Steering	1
6	83-0750	Screw - Cap Hex. Hd. L.H.	1	24	92-8690	Steering - Valve Assembly	1
7	323-4	Screw - Cap Hex. Hd.	2	25	83-0810	Cover - Steering Valve	1
8	32144-21	Screw - Round Hd.	2	26	83-1350	Hose - Hydraulic	3
9	68-5140	Cap - Steering Wheel	1	27	83-1360	Hose - Hydraulic	1
10	47-6990	Nut - Steering Wheel	1	29	237-21	Seal - O-Ring	4
11	68-5130	Steering Wheel Assembly (Incl. Ref. #8 & 9)	1	30	340-1	Fitting - Hydraulic Straight (Incl. Ref. #29 & 31)	4
12	3246-3	Screw - Set	1	31	237-42	Seal - O-Ring	4
13	65-6390	Washer - Thrust	1	‡32	83-2050	Decal - Steering Arm	1
14	83-0740	Disc - Friction	2	33	3274-63	Screw - Hex. Socket Hd.	2
15	83-0730	Spacer - Lockup	1	34	3256-26	Washer - Flat	2
16	83-0760	Plate - Lockup	1	35	83-1700	Bushing - Flange	1
17	233-48	Knob	1	36	93-2499	Decal - Warning	1
18	83-0700	Handle - Lockup	1				

‡For different language versions of this part, see International Parts Reference.



T-1442

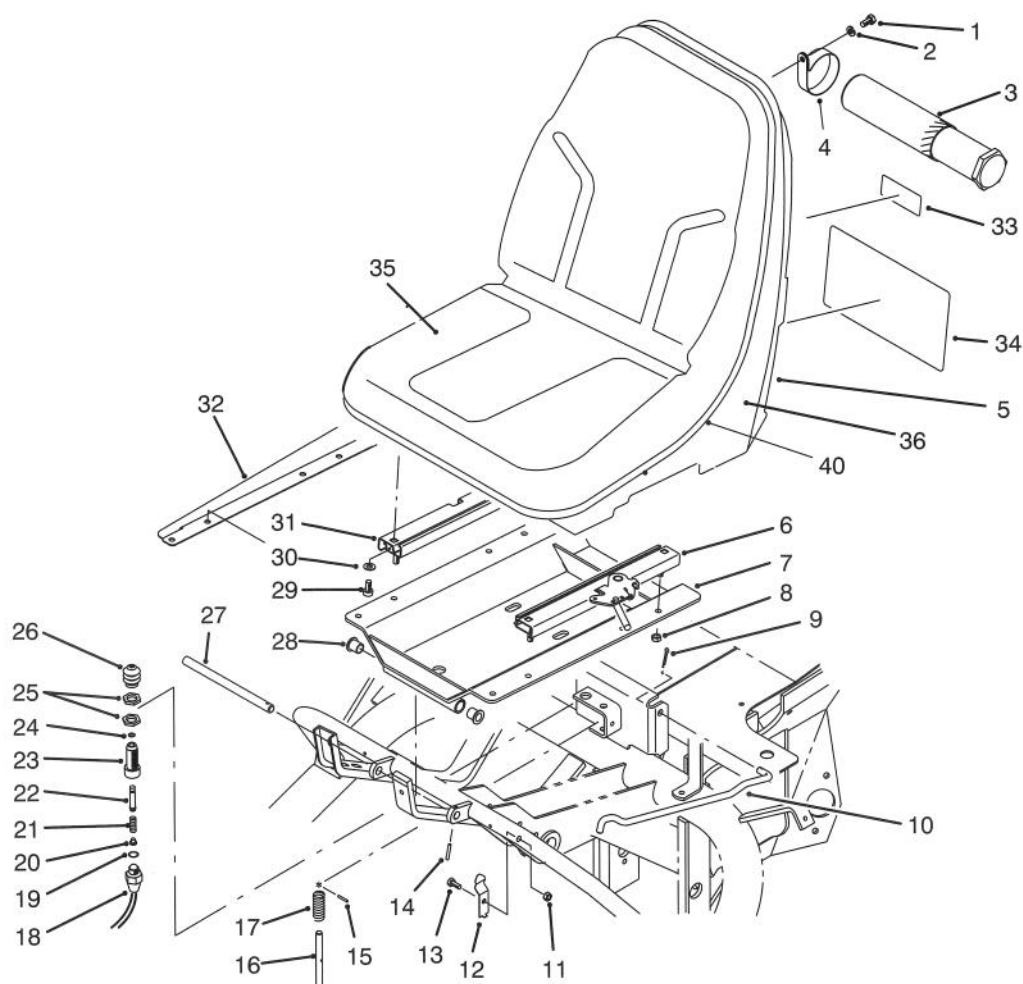
POWER STEERING VALVE NO. 92-8690

Ref. No.	Part No.	Description	No. Used
†1		Seal - Dust	1
2	52-9230	Ring - Retaining	1
3	92-8691	Bushing - Seal Gland	1
†4		O-Ring	1
†5		Seal - One Piece	1
8	59-6730	Race - Bearing	2
9	59-6740	Bearing - Needle Thrust	1
†10		Housing	1
†11		Sleeve - Control	1
12	83-1860	Centering Spring Kit	1
†13		Spool - Control	1
†14		O-Ring	3
15	92-8697	Plate - Wear	1
16	70-8250	Drive	1
17	83-1870	Gerotor	1
18	67-8113	Cap - End	1

Ref. No.	Part No.	Description	No. Used
19	92-8696	Screw - Torx Hd.	7
20	59-6830	Centering Pin Kit	1
21	52-9290	Retainer - Ball Check	1
22	52-9280	Ball - Check	1
†23		O-Ring	1
24	52-9270	Seat - Ball Check	1
†25		O-Ring	1
26	52-9260	Screw - Set	1
*	52-9250	Needle Bearing Kit (Incl. Ref. #8-9)	1
*	83-1880	Control Parts Assembly (Incl. Ref. #10-13 & 20)	1
*	92-8695	Seal Kit (Incl. Ref. #1, 4, 5, 14, 23 & 25)	1

*Not Illustrated

†Not Serviced Separately



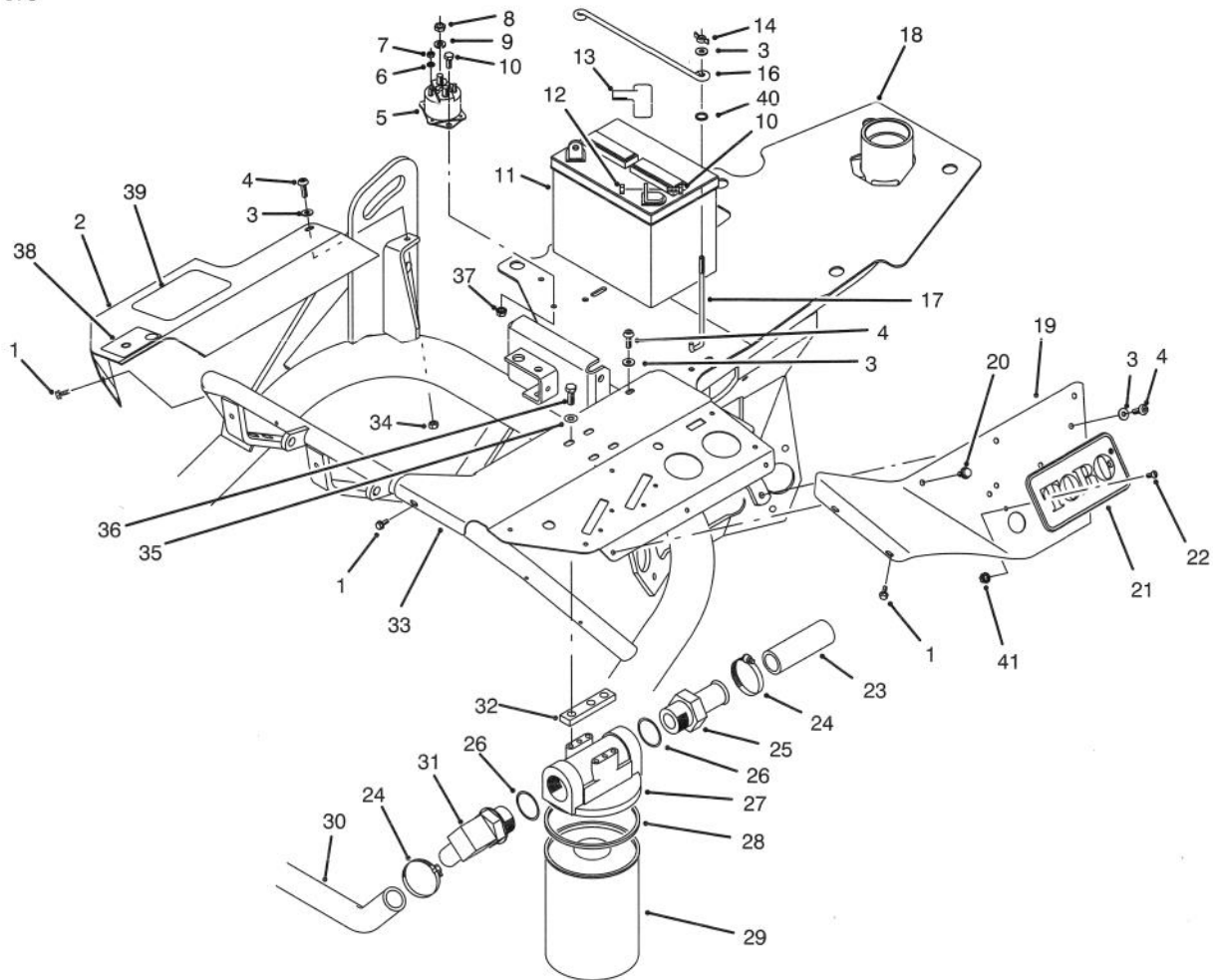
T-1290A

SEAT ASSEMBLY

Ref. No.	Part No.	Description	No. Used	Ref. No.	Part No.	Description	No. Used
1	322-2	Screw - Cap Hex. Hd.	2	20	43-8610	Seat - Ball	1
2	3253-4	Washer - Lock	2	21	43-8600	Spring - Compression	1
3	74-0720	Tube - Manual	1	22	43-8860	Plunger - Switch	1
4	2412-133	Clamp - R	2	23	43-8620	Guide - Switch	1
5	92-1180	Seat Assembly (Incl. Ref. #35, 36 & 40)	1	24	237-7	Seal - O-Ring	1
6	51-0790	Adjuster - Seat	1	25	218-461	Nut - Hex.	2
7	83-1270	Seat Support Assembly (Incl. Ref. #28)	1	26	43-8870	Boot - Switch	1
8	3296-29	Nut - Lock	4	27	49-5880	Shaft - Seat Support	1
9	3272-11	Pin - Cotter	1	28	256-155	Bushing - Flange	2
10	68-5100	Rod - Seat Prop	1	29	3274-12	Screw - Hex. Socket Hd.	4
11	3296-16	Nut - Lock	1	30	3256-23	Washer - Flat	4
12	68-5310	Clip - Seat Rod	1	31	51-0780	Slider - Seat	1
13	321-3	Screw - Cap Hex. Hd.	1	32	83-1840	Cover - R.H.	1
14	32121-45	Pin - Roll	1	‡33	58-6530	Decal - Hydraulic Oil	1
15	3284-3	Pin - Groove	1	‡34	92-9779	Decal - Service	1
16	51-0350	Pin - Seat Spring	1	35	92-6533	Kit - Cushion	1
17	3-6685	Spring - Compression	1	36	92-6534	Shell	1
18	72-4320	Switch - Ball	1	40	351-78	Edging	1
19	237-30	Seal - O-Ring	1	*	43-9071	Seat Switch Assembly (Incl. Ref. #18-26)	1

*Not Illustrated

‡For different language versions of this part, see International Parts Reference.

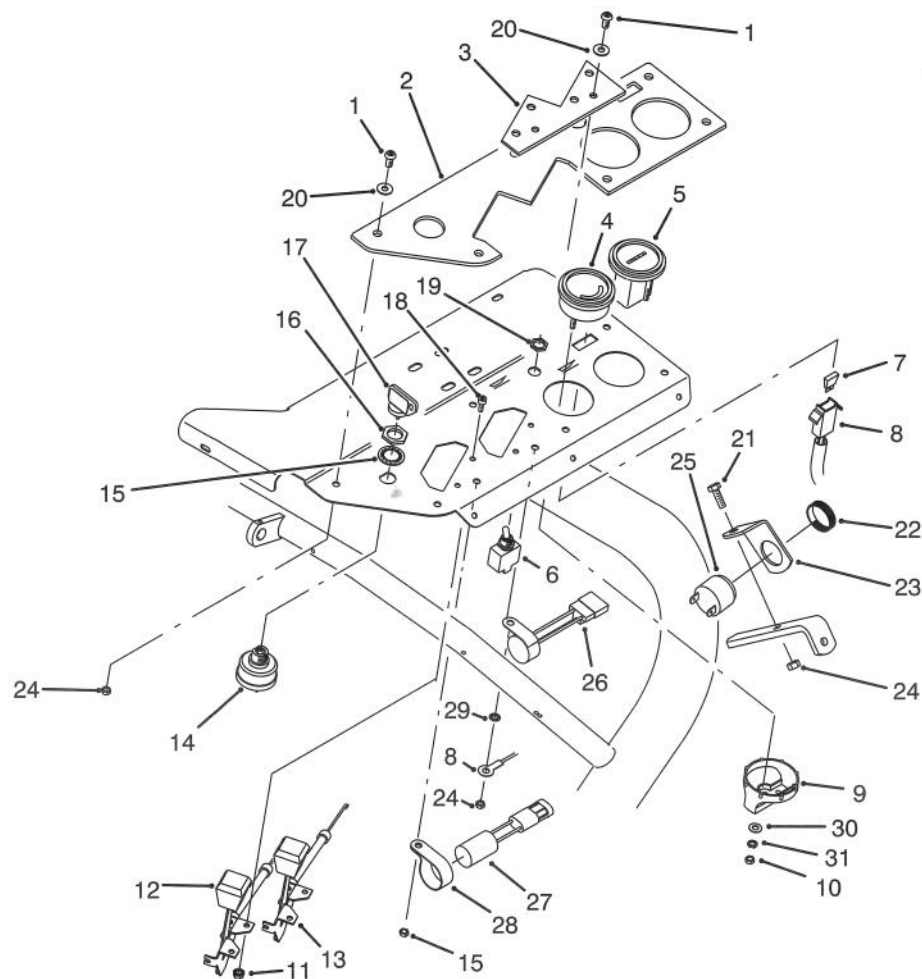


T-1295

FRAME ASSEMBLY

Ref. No.	Part No.	Description	No. Used	Ref. No.	Part No.	Description	No. Used
1	32104-76	Screw - Self Tapping	5	24	2412-34	Clamp - Hose	3
2	83-1830	Cover - R.H.	1	25	353-563	Fitting - Hydraulic Straight (Incl. Ref. #26)	1
3	3256-22	Washer - Flat	5	26	237-101	Seal - O-Ring	2
4	3274-91	Screw - Hex. Socket Hd.	3	27	44-5560	Head - Oil Filter	1
5	28-4210	Solenoid - Starter	1	28	72-3850	Seal - Filter	1
6	3254-1	Washer - Lock	2	29	74-3570	Filter - Hydraulic Oil (Incl. Ref. #28)	1
7	3219-14	Nut - Hex.	2	30	68-5880	Hose - Hydraulic	1
8	3218-13	Nut - Jam	2	31	353-564	Fitting - Hydraulic 90° (Incl. Ref. #26)	1
9	3253-4	Washer - Lock	2	32	27-2380	Spacer	2
10	321-3	Screw - Cap Hex. Hd.	4	33	83-0830	Panel - Control Upper	1
11	28-1400	Battery	1	34	3296-16	Nut - Lock	3
12	3217-5	Nut - Hex.	2	35	3256-23	Washer - Flat	4
13	28-8080	Boot Terminal	1	36	322-4	Screw - Cap Hex. Hd.	4
14	32103-12	Nut - Wing	2	37	32149-2	Nut - Keps	2
16	72-4790	Hold-Down - Battery	1	38	83-1850	Decal - Traction	1
17	56-7720	Bolt - Battery	2	39	67-1300	Decal - TORO	1
18	92-9164	Frame Assembly	1	40	237-143	Grommet	2
19	83-0840	Fender - L.H.	1	41	32149-7	Nut - Keps	2
20	46-8560	Screw - Self Taping	3				
21	61-3310	Plate - Logo	1				
22	3290-470	Screw - Flat Hd.	2				
23	83-1430	Hose - Hydraulic	1				

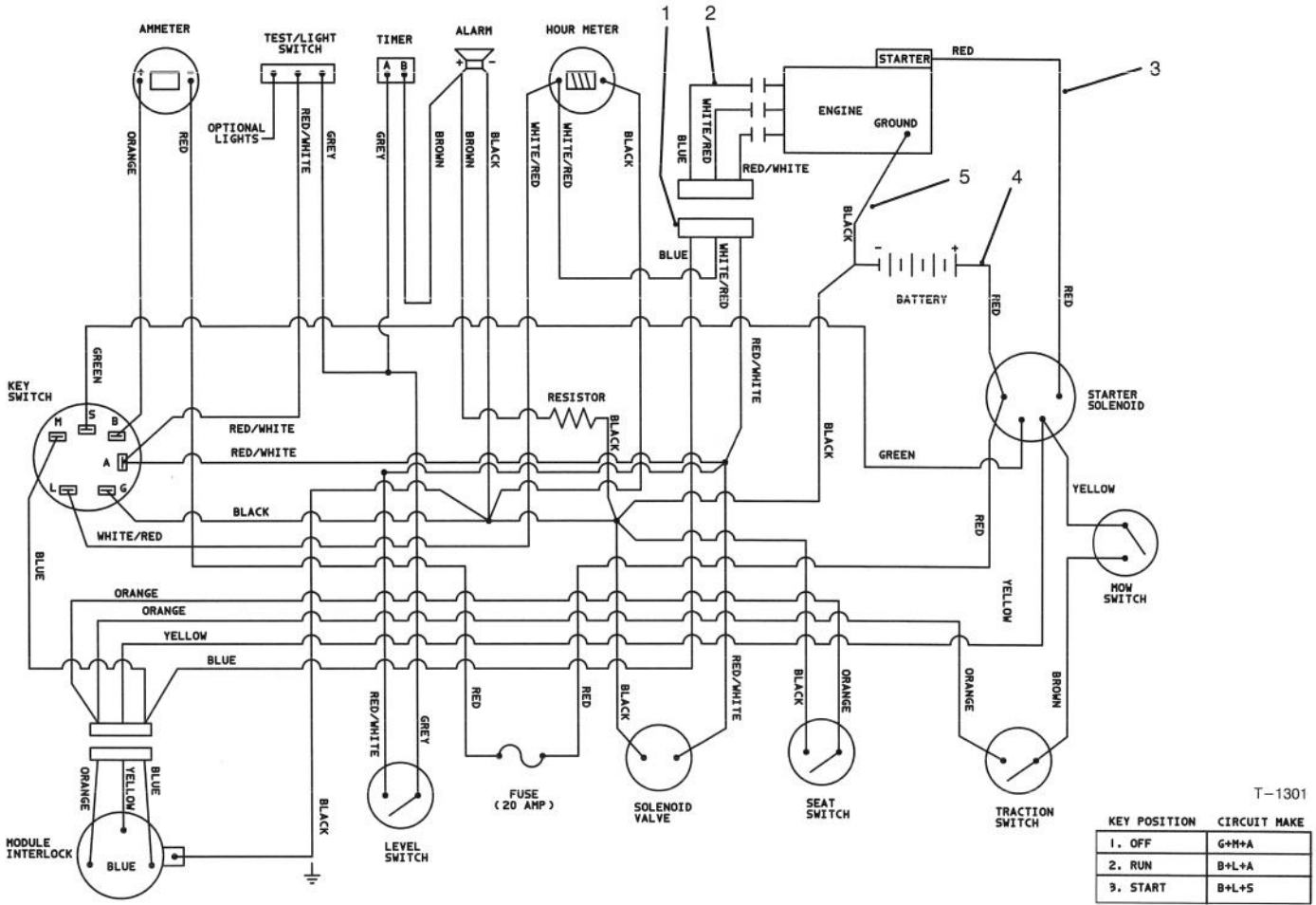
‡For different language versions of this part, see International Parts Reference.



T-1296A

CONTROL PANEL ASSEMBLY

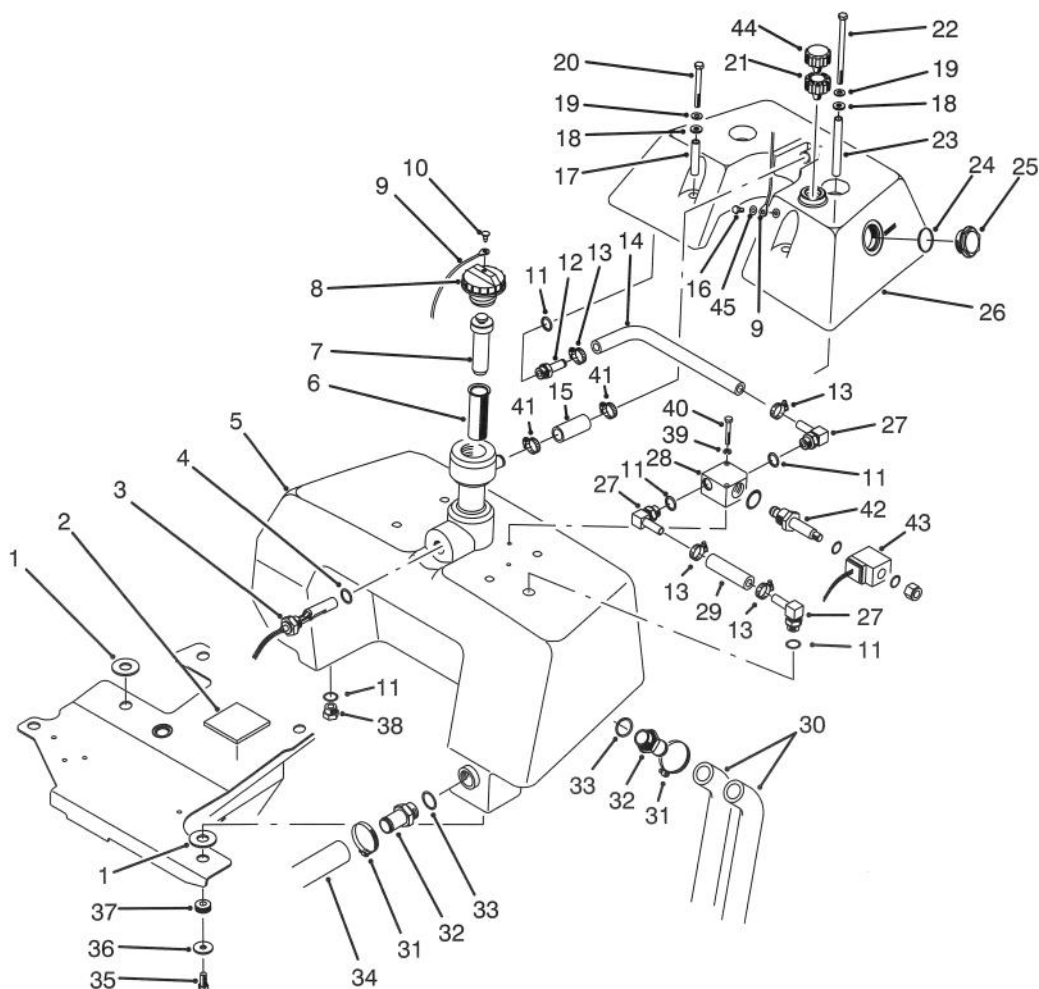
Ref. No.	Part No.	Description	No. Used	Ref. No.	Part No.	Description	No. Used
1	3274-69	Screw - Hex. Socket Hd.	8	16	218-461	Nut - Hex.	1
2	83-0850	Plate - Control Panel	1	17	63-8360	Key - Ignition	2
3	83-2030	Plate - Filler	1	18	3273-26	Screw - Hex. Socket Hd.	4
4	83-0820	Gauge - Ammeter	1	19		Nut - Hex.	2
5	66-2950	Gauge - Hourmeter	1	20	3256-1	Washer - Flat	8
6	83-1660	Switch Assembly (Incl. Ref. #19)	1	21	321-4	Screw - Cap Hex. Hd.	1
7	218-594	Fuse - 20 Amp	1	22		Retainer - Alarm	1
8	83-1100	Harness - Wire (Main)	1	23	83-1530	Bracket - Alarm	1
9	39-9600	Clamp - Mounting	1	24	3296-16	Nut - Lock	9
10	3219-14	Nut - Hex.	6	25	80-9330	Audio Alarm Assembly (Incl. Ref. #22)	1
11	3296-27	Nut - Lock	4	26	28-7890	Module - Interlock	1
12	83-0030	Control - Throttle	1	27	83-2280	Timer - Relay	1
13	83-0040	Control - Choke	1	28	2412-106	Clamp - R	1
14	83-0020	Ignition Switch Assembly (Incl. Ref. #15-16)	1	29	3255-7	Washer - Lock	1
15	3254-5	Washer - Lock	1	30	3256-21	Washer - Flat	2
				31	3254-1	Washer - Lock	2



ELECTRICAL SCHEMATIC

Ref. No.	Part No.	Description	No. Used
1	83-1100	Harness - Wire (Main)	1
2	83-1110	Harness - Wire (Engine)	1
3	83-1160	Wire - Solenoid-Starter	1

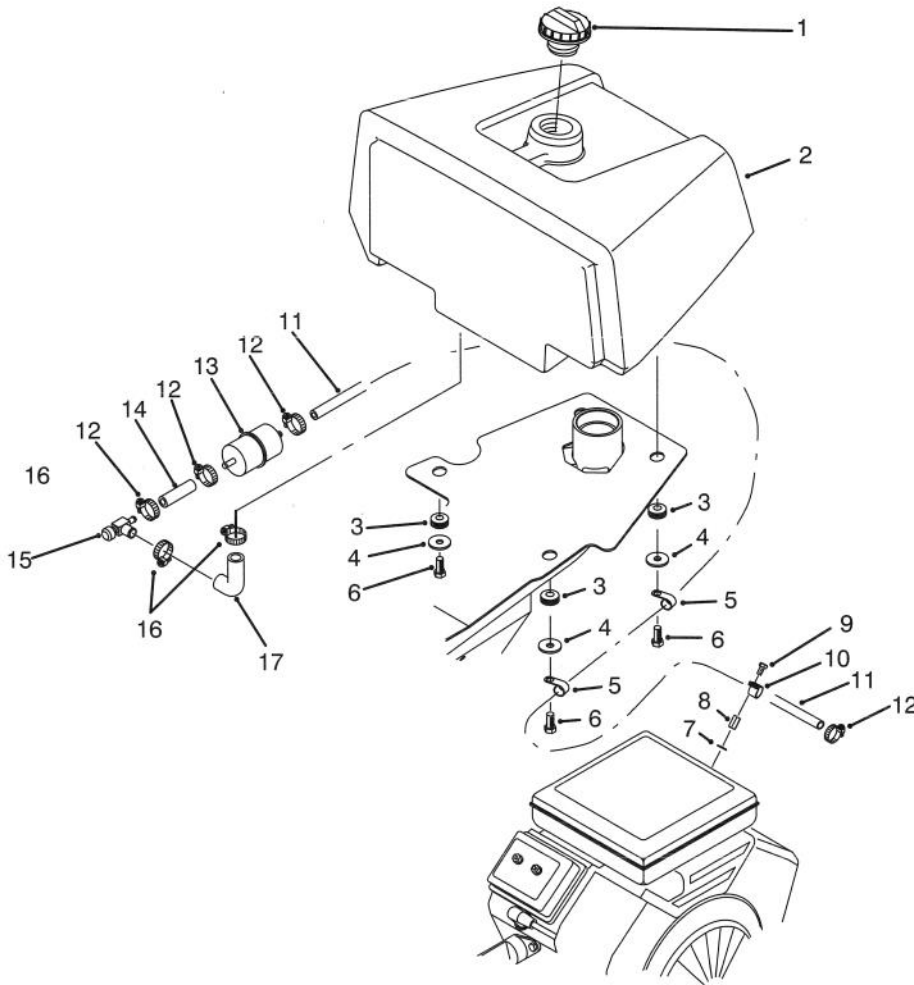
Ref. No.	Part No.	Description	No. Used
4	83-2420	Wire - Solenoid-Battery	1
5	83-1150	Wire - Engine Ground	1



T-1289A

HYDRAULIC RESERVOIR ASSEMBLY

Ref. No.	Part No.	Description	No. Used	Ref. No.	Part No.	Description	No. Used
1	83-2400	Spacer - Tank	2	25	83-2250	Gauge - Sight (Incl. Ref. #24)	1
2	83-2390	Pad - Tank	1	26	83-2100	Tank - Auxiliary Hydraulic	1
3	83-1450	Sensor - Oil Level	1	27	354-120	Fitting - Hydraulic 90° (Incl. Ref. #11)	3
4	237-80	Seal - O-Ring	1	28	83-1460	Solenoid Valve Assembly (Incl. Ref. #42 & 43)	1
5	92-8966	Reservoir - Hydraulic	1	29	83-2080	Hose - Valve-Tank	1
6	83-1520	Screen - Filler	1	30	83-0910	Hose - Hydraulic	2
7	92-4063	Plug - Filler Cap	1	31	2412-34	Clamp - Hose	3
8	93-3103	Cap - Hydraulic Reservoir (Incl. Ref. #9 & 10)	1	32	83-0870	Fitting - Hydraulic Straight (Incl. Ref. #33)	3
9	75-0540	Tether - Cap	1	33	237-177	Seal - O-Ring	3
10	2410-73	Retainer - Tether	1	34	83-1430	Hose - Hydraulic	1
11	237-79	Seal - O-Ring	5	35	323-6	Screw - Cap Hex. Hd.	3
12	354-121	Fitting - Hydraulic Straight (Incl. Ref. #11)	1	36	63-8410	Washer - Flat	3
13	2412-36	Clamp - Hose	4	37	240-11	Grommet	3
14	83-2070	Hose - Valve	1	38	353-550	Plug - Hydraulic (Incl. Ref. #11)	1
15	83-2090	Hose - Overflow	1	39	3253-3	Washer - Lock	2
16	321-2	Screw - Cap Hex. Hd.	1	40	321-11	Screw - Cap Hex. Hd.	2
17	83-1550	Spacer - Tank (Short)	2	41	2412-141	Clamp - Hose	2
18	83-1470	Washer - Neoprene	4	42	83-2000	Spool - Valve	1
19	3256-71	Washer - Flat	4	43	83-2010	Coil - Valve	1
20	322-14	Screw - Cap Hex. Hd.	2	44	68-6150	Breather	1
21	92-8020	Adapter - Breather	1	45	3256-22	Washer - Flat	1
22	322-29	Screw - Cap Hex. Hd.	2				
23	83-1560	Spacer - Tank (Long)	2				
24	237-123	Seal - O-Ring	1				



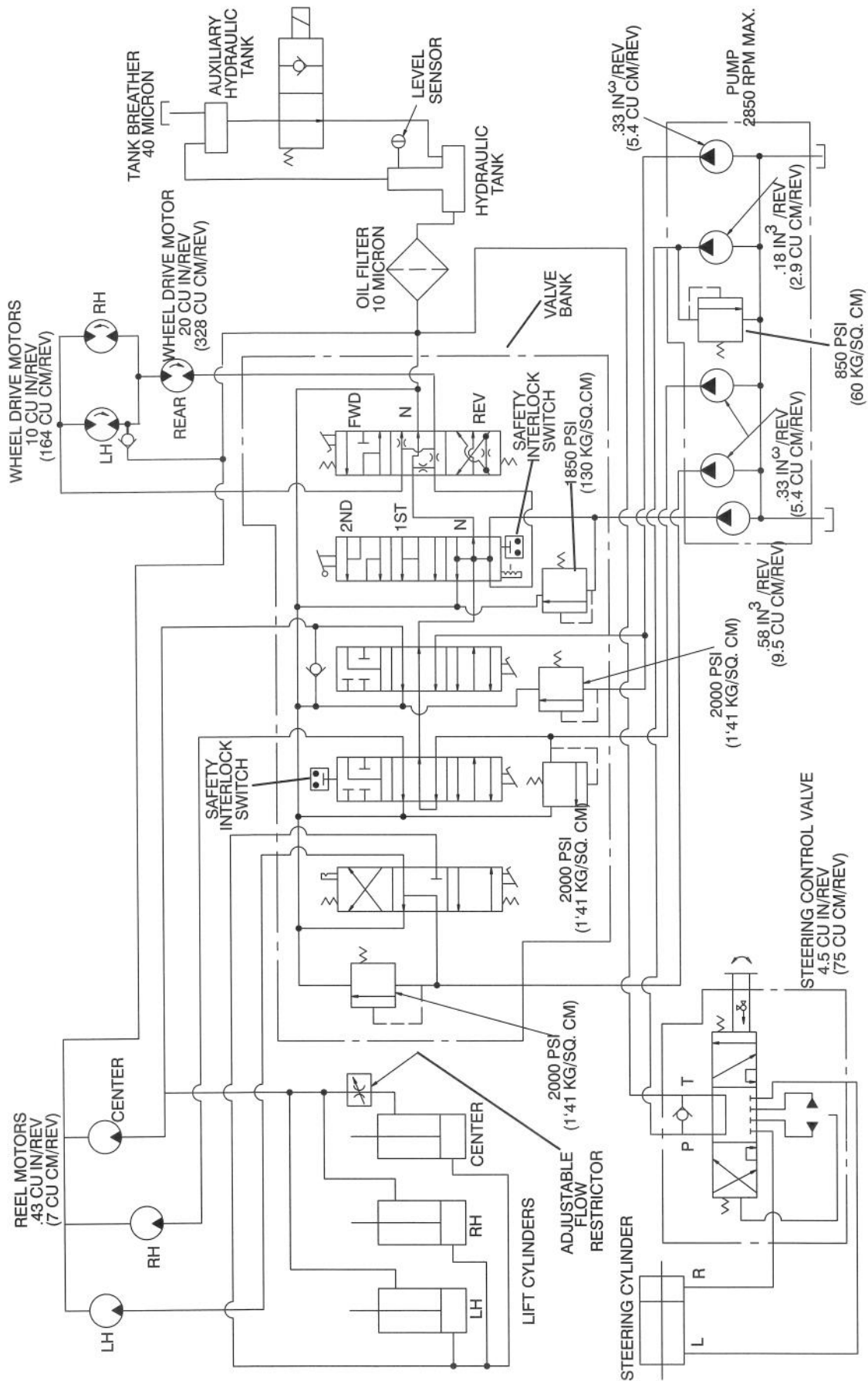
T-1317A

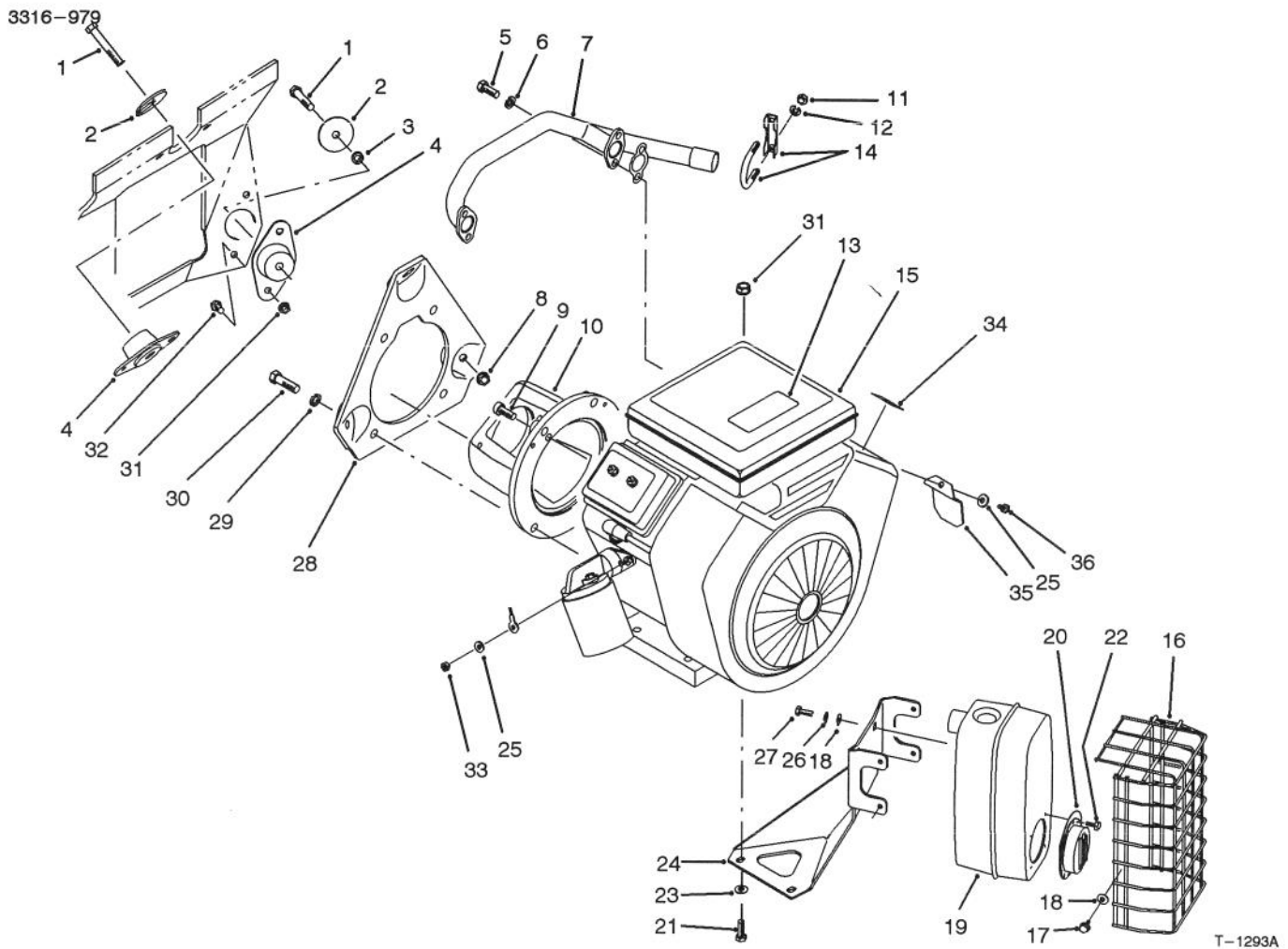
FUEL TANK ASSEMBLY

Ref. No.	Part No.	Description	No. Used
1	93-3101	Cap - Fuel	1
2	92-7189	Tank - Fuel	1
3	240-11	Grommet	4
4	63-8410	Washer - Flat	4
5	2412-41	Clamp - R	3
6	323-6	Screw - Cap Hex. Hd.	3
7	3256-63	Washer - Flat	1
8	83-2200	Nut - Special	1
9	48-7610	Screw - Cap Hex. Hd.	1

Ref. No.	Part No.	Description	No. Used
10	2412-94	Clamp - R	1
11	93-0116	Hose - Fuel	1
12	2412-108	Clamp - Hose	4
13	83-1320	Filter - Fuel	1
14	83-2040	Hose - Fuel	1
15	83-1390	Fitting - Fuel Shut-Off	1
16	2412-36	Clamp - Hose	2
17	93-0117	Hose - Fuel	1

HYDRAULIC SCHEMATIC





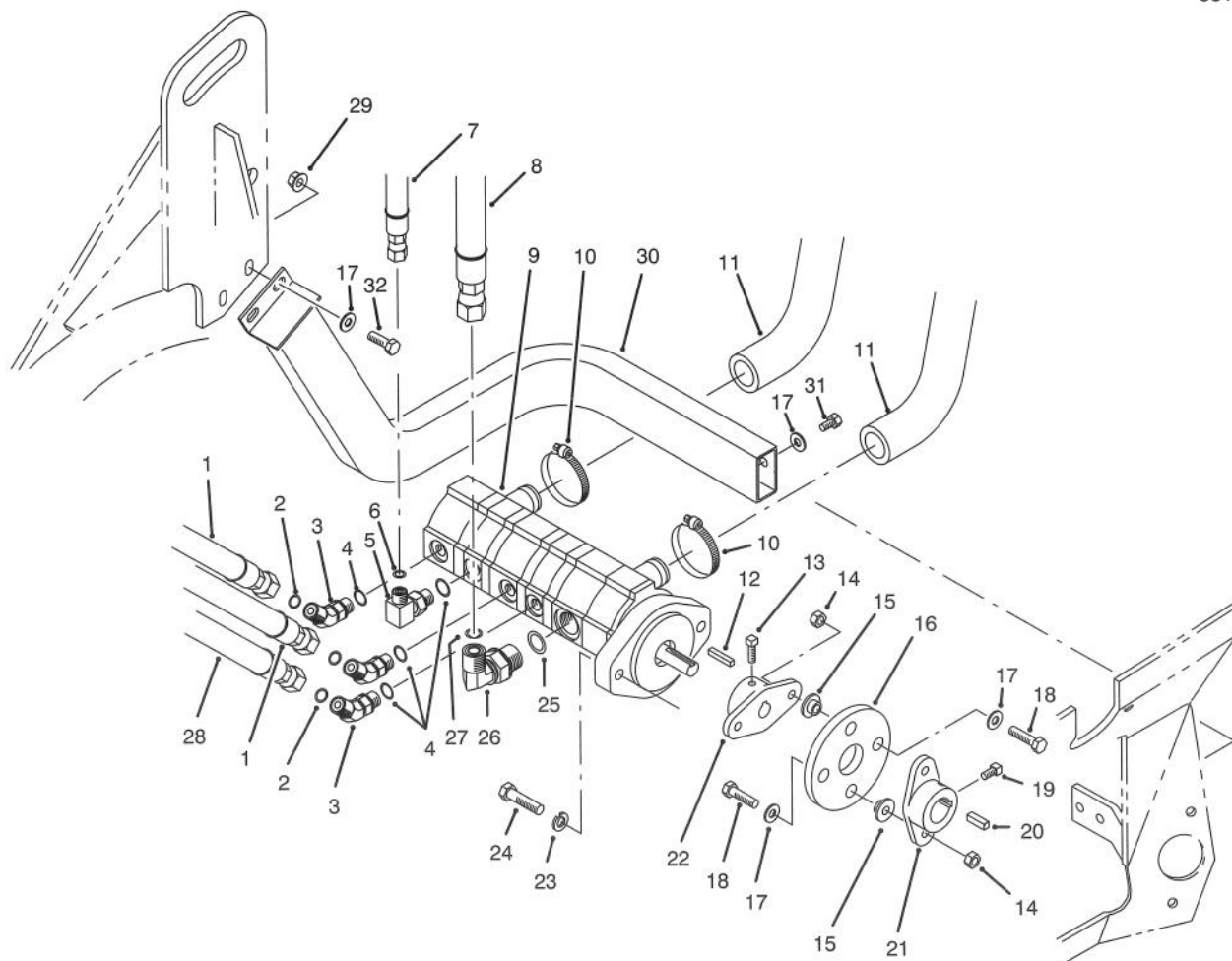
ENGINE INSTALLATION ASSEMBLY

Ref. No.	Part No.	Description	No. Used
1	323-12	Screw - Cap Hex. Hd.	3
2	83-1040	Washer - Mount	3
3	83-1050	Spacer - Mount	2
4	83-1030	Mount - Engine	3
5		Screw - Cap Hex. Hd.	4
6		Washer - Lock	4
7	83-1080	Pipe - Exhaust	1
8	3290-357	Nut - Flange Lock	3
9	3274-7	Screw - Socket Hd.	2
10	83-1060	Adapter - Pump	1
11		Nut - Hex.	2
12		Washer - Lock	2
‡13	71-3620	Decal - Engine RPM	1
14	2112-11	Clamp - Muffler (Incl. Ref. #11 & 12)	1
15	83-0010	Engine Assembly (Incl. Ref. #5 & 6)	1
16	83-1400	Shield - Muffler	1
17	12-3270	Screw - Hex. Washer Hd.	4
18	3256-1	Washer - Flat	8

Ref. No.	Part No.	Description	No. Used
19	493963	Muffler	1
*	83-2240	Arrestor - Spark (Optional)	1
20	83-2220	Deflector - Exhaust	1
21	322-8	Screw - Cap Hex. Hd.	2
22	83-2230	Screw - Cap Hex. Hd.	4
23	3256-23	Washer - Flat	2
24	83-1630	Bracket - Muffler Support	1
25	43-5930	Washer - Lock	2
26	3253-3	Washer - Lock	4
27	321-4	Screw - Cap Hex. Hd.	4
28	85-8120	Plate - Engine Mount	1
29	3253-6	Washer - Lock	4
30	324-7	Screw - Cap Hex. Hd.	4
31	32128-20	Nut - Flange Lock	8
32	322-3	Screw - Cap Hex. Hd.	6
33	43-2830	Nut - Hex	1
‡34	63-8440	Decal - Warning Hot	1
35	83-2310	Shield	1
36	48-7620	Screw - Cap Hex. Hd.	1

*Not Illustrated

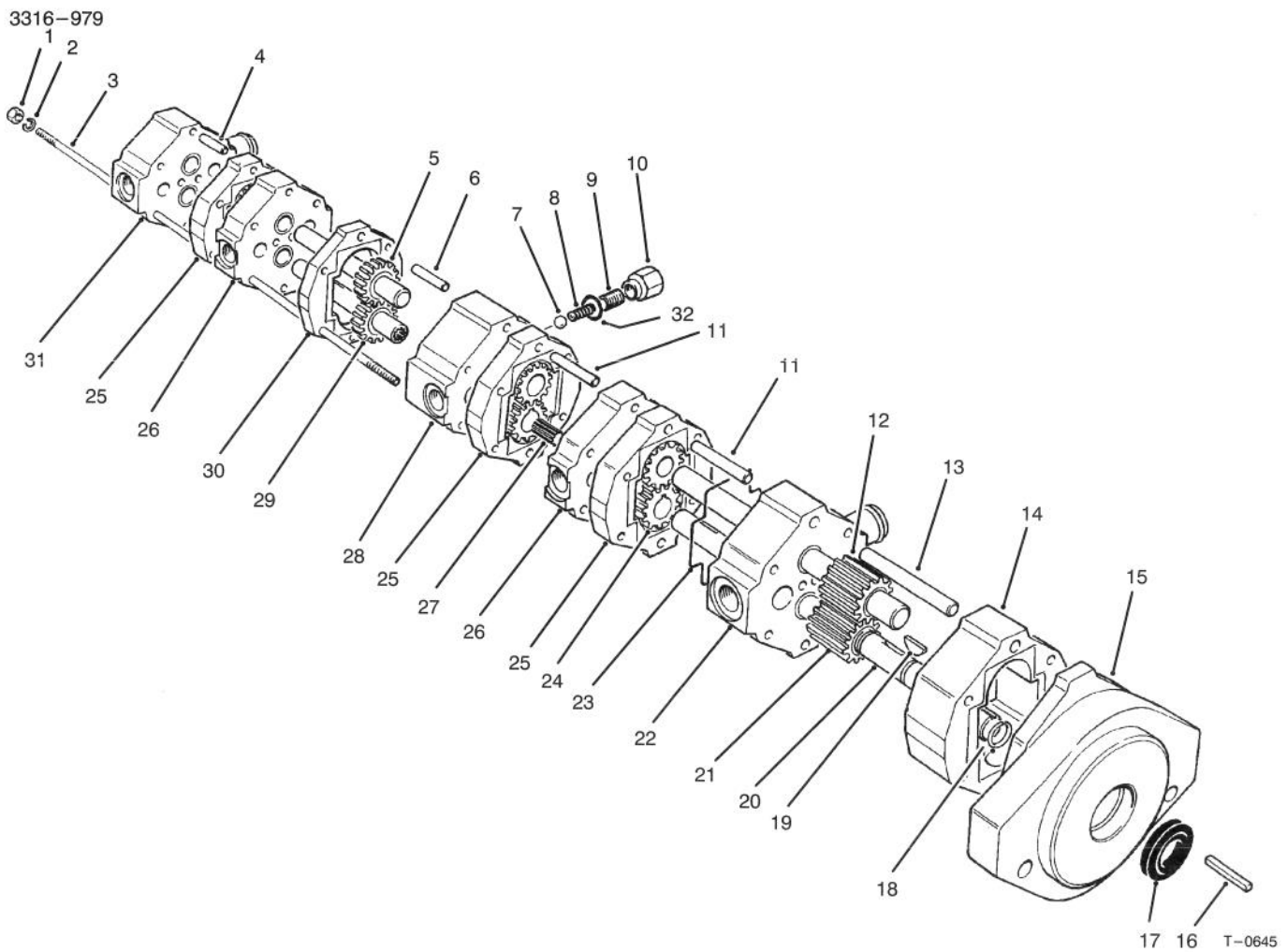
‡For different language versions of this part, see International Parts Reference.



T-1292

HYDRAULIC PUMP INSTALLATION ASSEMBLY

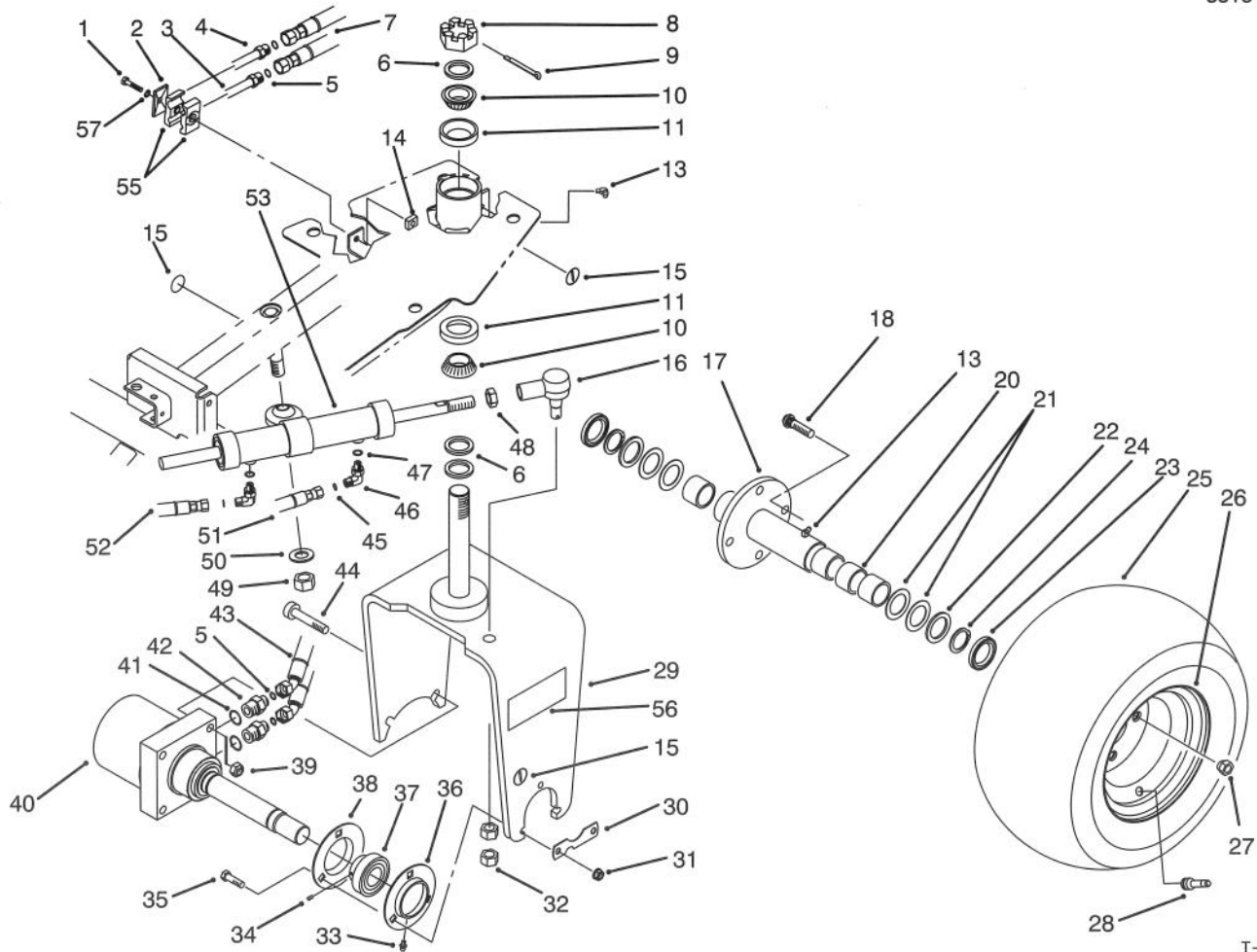
Ref. No.	Part No.	Description	No. Used	Ref. No.	Part No.	Description	No. Used
1	83-1190	Hose - Hydraulic	2	16	44-2230	Coupling - Rubber	1
2	237-22	Seal - O-Ring	3	17	3256-23	Washer - Flat	8
3	340-87	Fitting - Hydraulic 45° (Incl. Ref. #2 & 4)	3	18	322-6	Screw - Cap Hex. Hd.	4
4	237-42	Seal - O-Ring	4	19	3241-2	Screw - Set Square Hd.	2
5	340-82	Fitting - Hydraulic 90° (Incl. Ref. #4 & 6)	1	20	10-7070	Key - Square	1
6	237-21	Seal - O-Ring	1	21	27-1960	Hub - Engine	1
7	83-1350	Hose - Hydraulic	1	22	27-1970	Hub - Pump	1
8	83-1180	Hose - Hydraulic	1	23	3253-21	Washer - Lock	2
9	92-9764	Hydraulic Pump Assembly (Incl. Ref. #12)	1	24	323-8	Screw - Cap Hex. Hd.	2
10	2412-34	Clamp - Hose	2	25	237-80	Seal - O-Ring	1
11	83-0910	Hose - Pump	2	26	340-105	Fitting - Hydraulic 90° (Incl. Ref. #25 & 27)	1
12	5-0946	Key - Square	1	27	237-30	Seal - O-Ring	1
13	3241-6	Screw - Set Square Hd.	2	28	83-1170	Hose - Hydraulic	1
14	3296-29	Nut - Lock	4	29	32128-20	Nut - Flange Lock	2
15	27-6600	Spacer - Coupling	4	30	83-1940	Guard - Pump	1
				31	322-1	Screw - Cap Hex. Hd.	2
				32	322-4	Screw - Cap Hex. Hd.	2



HYDRAULIC PUMP 92-9764

Ref. No.	Part No.	Description	No. Used
1	3217-6	Nut - Lock	4
2	354-16	Washer - Lock	4
3	354-17	Stud - Threaded	4
4	354-11	Pin - Dowel	2
5	354-9	Idler Shaft - Gear Assy.	1
6	354-12	Pin - Dowel	2
7		Ball - Valve	1
8		Spring - Compression	1
9		Adjuster - Valve	1
10		Cap - Adjuster, Valve	1
11	354-13	Pin - Dowel	4
12	92-9774	Idler Shaft - Gear Assy.	1
13	354-14	Pin - Dowel	2
14	92-9766	Plate - Gear 66B	1
15	354-2	Body Assembly	1
16	5-0946	Key - Square	1
17	354-15	Seal - Shaft	1

Ref. No.	Part No.	Description	No. Used
18	353-886	Ring - Retaining	2
19	353-884	Key - Woodruff	4
20	92-9772	Shaft - Drive	1
21	92-9773	Gear - 66B	1
22	354-3	Bearing Plate Assembly	1
23	353-922	Seal - Ring	10
24	353-967	Gear - 33B	6
25	353-969	Plate - Gear 33B	3
26	353-923	Bearing Plate Assembly	2
27	354-5	Adapter - Splined	1
28	354-4	Bearing Plate Assembly (Incl. Ref. #7-10 & 32)	1
29	354-8	Drive Shaft - Gear Assy.	1
30	354-6	Plate - Gear 18B	1
31	354-7	Cover Assembly	1
32	354-35	Gasket	1



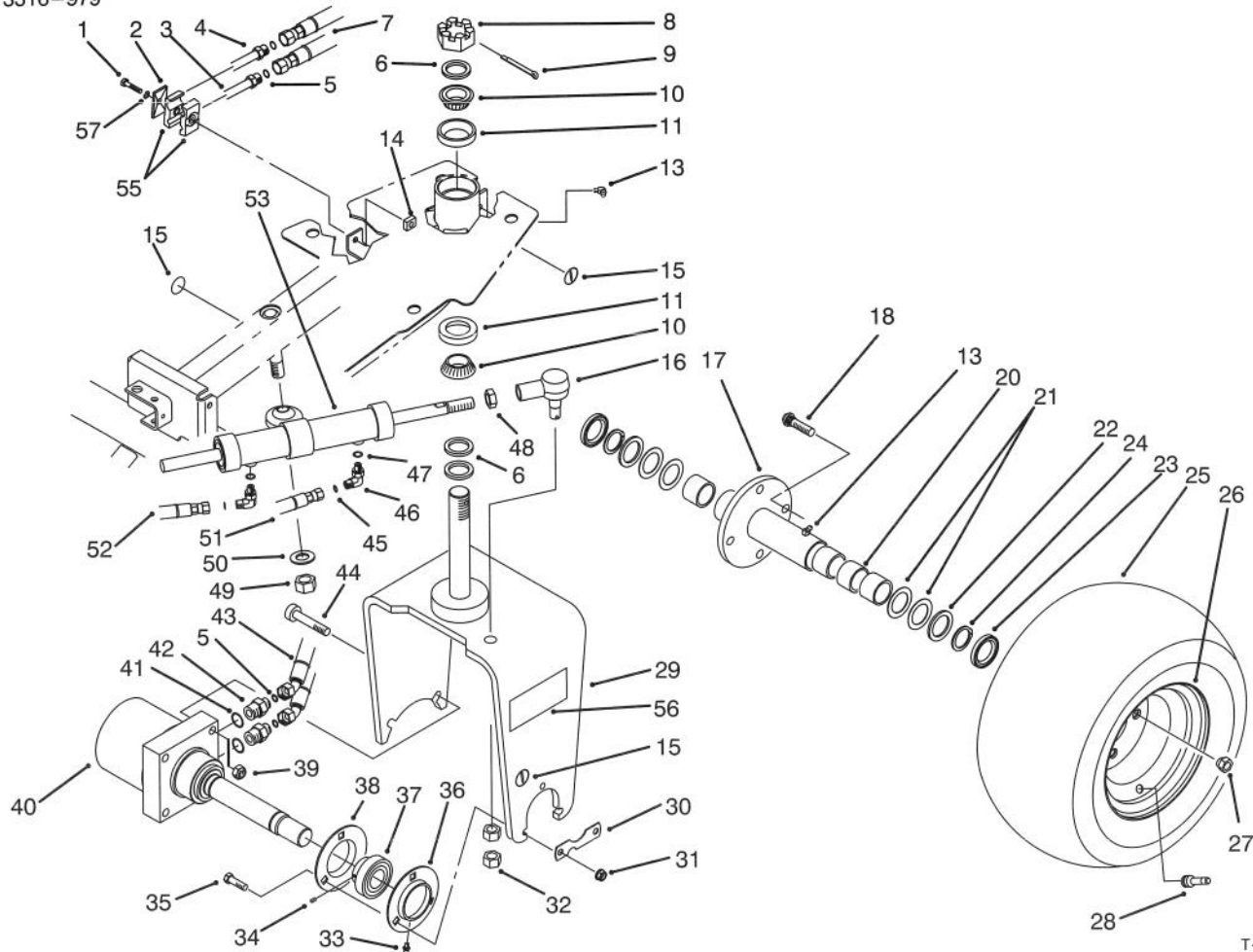
T-1839B

REAR WHEEL ASSEMBLY

Ref. No.	Part No.	Description	No. Used
1	322-7	Screw - Cap Hex. Hd.	1
2	89-9760	Cover - Plate	1
3	93-0115	Assy. - Tube, Rear Bottom	1
4	93-0114	Assy. - Tube, Rear Top	1
5	237-30	O-Ring	4
6	18-6320	Washer - Steering	3
7	92-9197	Hose - Hydraulic (Incl. Ref. #5)	2
8	32136-9	Nut - Hex. Slotted	1
9	3272-37	Pin - Cotter	1
10	254-70	Cone - Bearing	2
11	254-61	Cup - Bearing	2
13	302-40	Fitting - Grease 90°	2
14	3290-496	Nut - Retaining	1
15	58-6520	Decal - Grease	3
16	83-1640	Rod End Assembly	1
17	92-9152	Hub W.A. - Wheel	1
18	10-6730	Stud - Drive	4
20	92-9167	Roller - Clutch	4
21	92-9166	Washer - Thrust	4
22	92-9159	Washer	2
23	92-9165	Seal - Grease	2
24	32151-10	Ring - Retainer	2
25	28-3680	Tire	1
26	217-60	Rim	1
27	242-50	Nut - Lug	4

Ref. No.	Part No.	Description	No. Used
28	232-27	Valve Stem w/Cap	1
29	93-2529	Fork - Castor	1
30	88-8350	Tab - Bearing	1
31	3296-39	Nut - Lock	3
32	3220-6	Nut - Jam	2
33	302-5	Fitting - Grease	1
34	251-352	Screw - Set	1
35	323-29	Screw - Cap Hex. Hd.	3
36	85-8940	Flange - Bearing, Lube (Incl. Ref. #33)	1
37	251-352	Assembly - Bearing (Incl. Ref. #34)	1
38	85-8950	Flange - Bearing	1
39	3296-23	Nut - Lock	2
40	92-9169	Motor - Hydraulic	1
41	237-80	O-Ring	2
42	340-7	Fitting - Hydraulic (Incl. Ref. #41)	2
43	92-9197	Hose - Hydraulic (Incl. Ref. #5)	2
44	5-3934	Bolt - Fork, Castor	1
45	237-21	O-Ring	2
46	340-132	Fitting - Hydraulic 90° (Incl. Ref. #45 & 47)	2
47	237-78	O-Ring	2
48	84-5300	Nut - Jam	1

3316-979

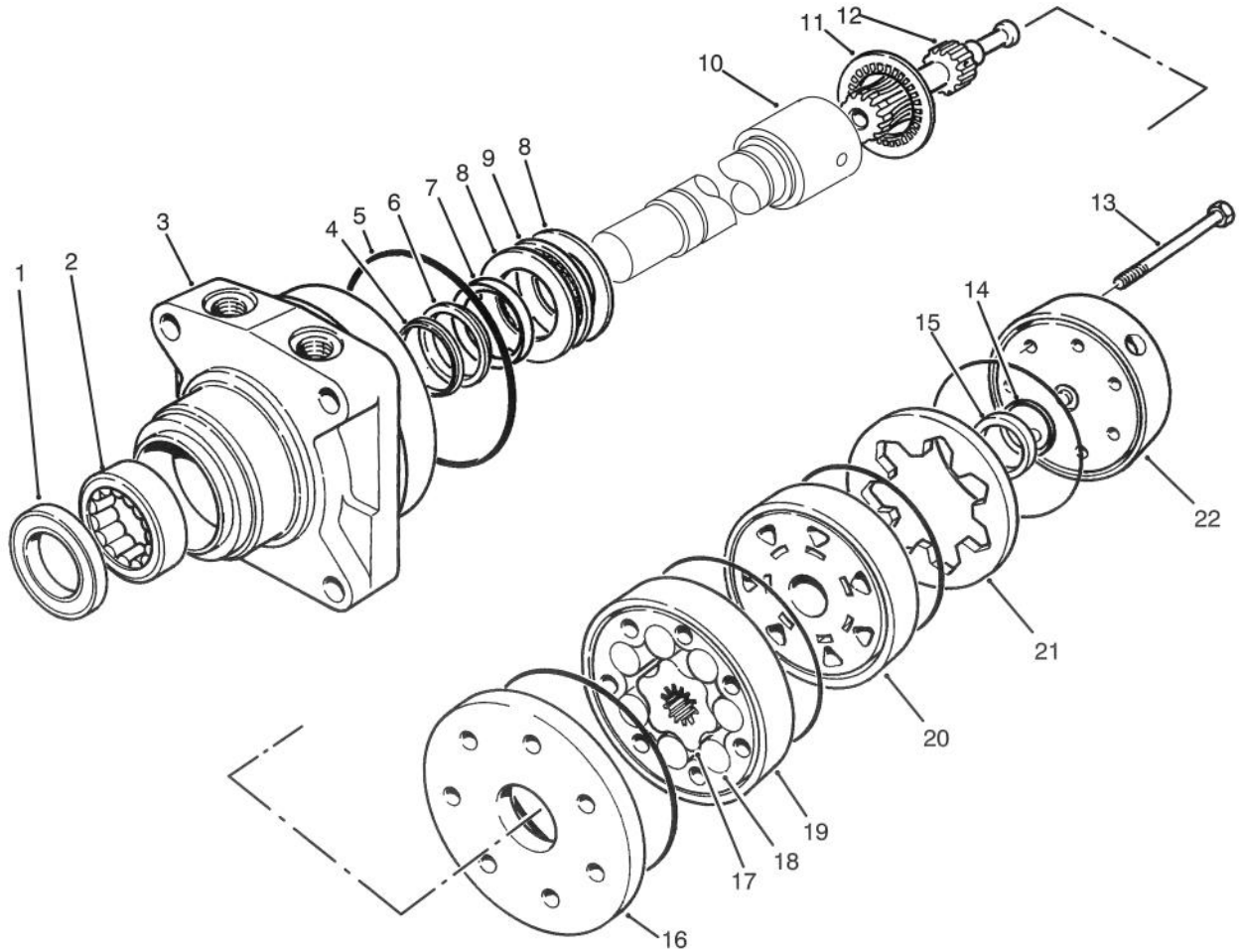


REAR WHEEL ASSEMBLY (Continued)

Ref. No.	Part No.	Description	No. Used
49	3217-12	Nut - Lock	1
50	3256-28	Washer - Flat	1
51	83-1360	Hose - Hydraulic	1
52	83-1350	Hose - Hydraulic	1
53	83-2330	Hydraulic Cylinder Assy.	1

Ref. No.	Part No.	Description	No. Used
55	56-7971	Clamp - Tube	2
56	92-9752	Decal - 3WD	2
57	3253-4	Washer - Lock	1
*	232-37	Tube - Inner (Optional)	1

*Not Illustrated

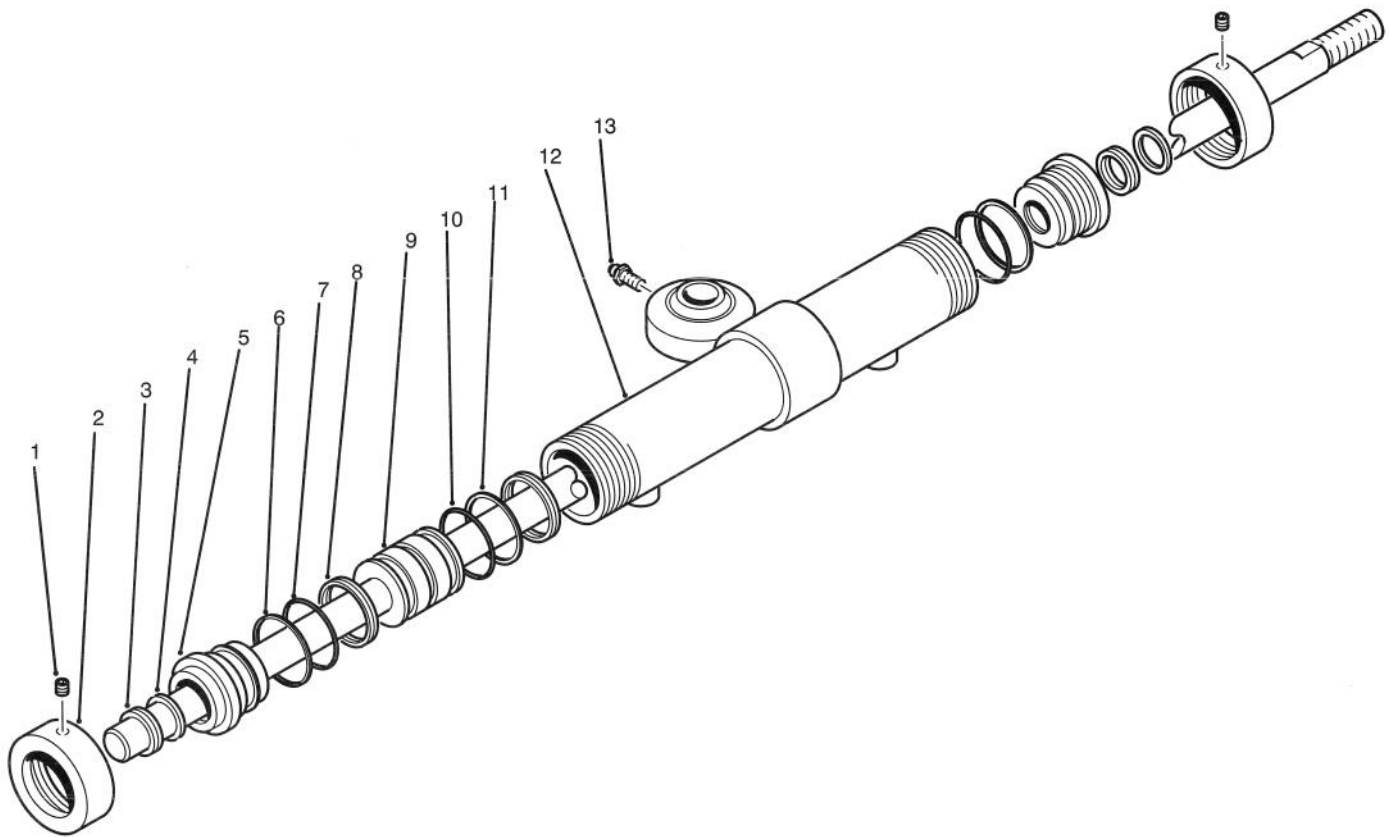


T-1830

HYDRAULIC DRIVE MOTOR ASSEMBLY NO. 92-9169

Ref. No.	Part No.	Description	No. Used
1		Seal - Dirt & Water	1
2		Bearing	1
3		Housing	1
4		Washer - Back-Up	1
5		Ring - Seal	5
6		Washer - Back-Up	1
7		Seal - Inner	1
8		Washer - Thrust	2
9		Bearing - Thrust	1
10	92-9760	Shaft - Coupling	1
11	76-0850	Bearing - Thrust	1
12	92-9758	Link - Drive	7
13	92-9756	Screw - Cap Hex. Hd.	1
14		Seal - Commutator	1
15		Commutator	1

Ref. No.	Part No.	Description	No. Used
16	92-9754	Plate - Wear	1
17		Rotor	1
18		Vane	7
19		Stator	1
20	92-9755	Manifold	1
21		Ring - Commutator	1
22	92-9759	End Cover Assembly	1
*	92-9757	Rotor Set (Incl. Ref. #19-21)	1
*	76-0880	Commutator Assembly (Incl. Ref. #15, 16 & 23)	1
*	76-0800	Seal Kit (Incl. Ref. #1, 4-7 & 15)	1
*	92-9753	Housing Assembly (Incl. Ref. #2, 3 & 8-10)	1



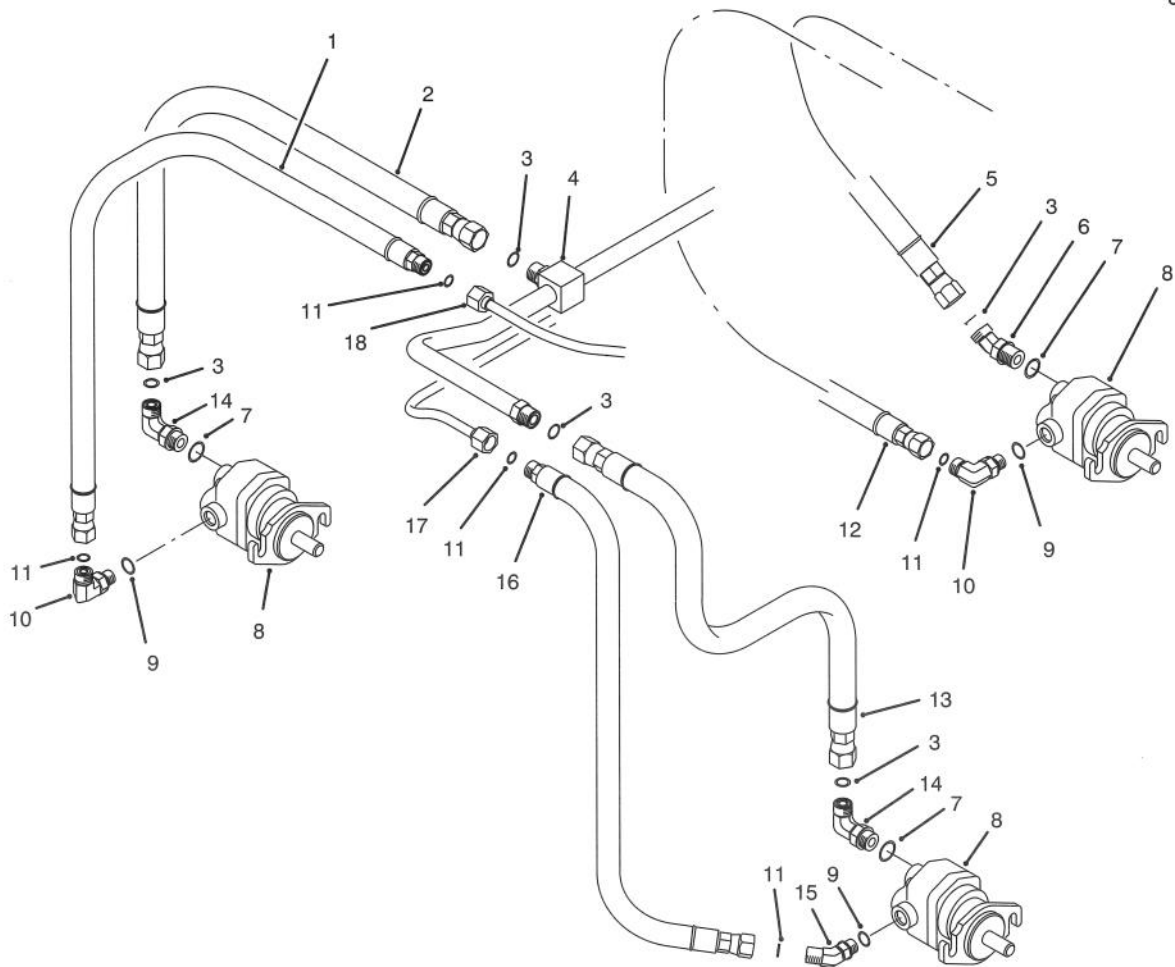
T-1313

HYDRAULIC CYLINDER ASSEMBLY NO. 83-2330

Ref. No.	Part No.	Description	No. Used
1	3245-1	Screw - Set, Hex. Soc. Hd.	2
2	83-2340	Cap - Threaded	2
3		Wiper - Rod	2
4		U-Cup - Double Lip	2
5	83-2350	Cap - Head, Thread	2
6		Ring - Back-Up	2
7		O-Ring	2
8		Ring - Wear	2

Ref. No.	Part No.	Description	No. Used
9	83-2360	Assembly - Rod	1
10		O-Ring	1
11		Ring - Piston, Urithane	1
12	83-2370	Assembly - Barrel	1
13	302-5	Fitting - Grease	1
*	83-2380	Kit - Seal Repair (Incl. Ref. #1-7)	1

*Not Illustrated

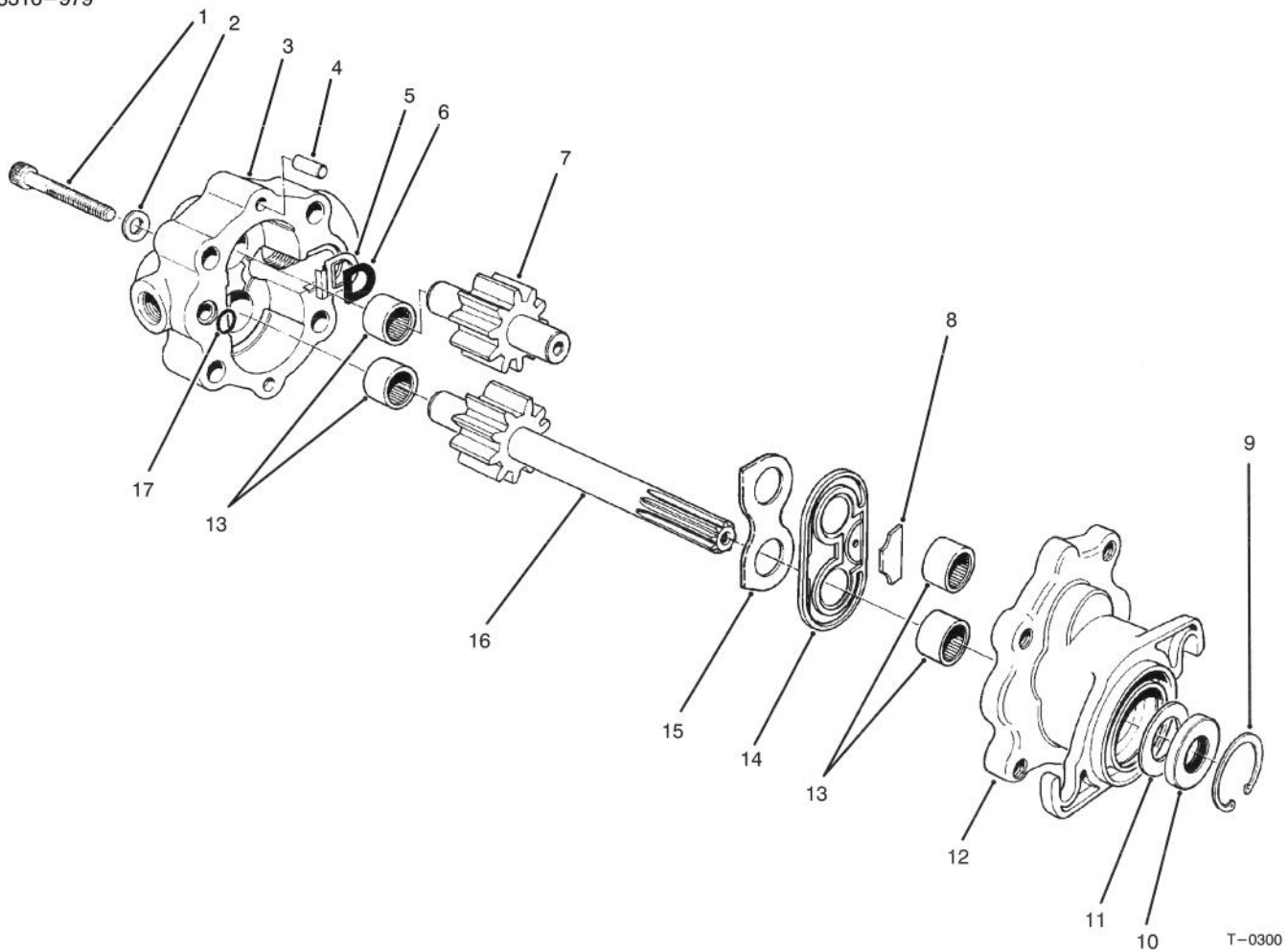


T-1297

REEL MOTOR INSTALLATION ASSEMBLY

Ref. No.	Part No.	Description	No. Used
1	63-3810	Hose - Hydraulic	1
2	63-3820	Hose - Hydraulic	1
3	237-30	Seal - O-Ring	5
4	63-4040	Hydraulic Tube Assembly (Incl. Ref. #3)	1
5	63-3840	Hose - Hydraulic	1
6	340-101	Fitting - Hydraulic 45° (Incl. Ref. #3 & 7)	1
7	237-79	Seal - O-Ring	3
8	70-9800	Reel Motor Assembly	3
9	237-42	Seal - O-Ring	3

Ref. No.	Part No.	Description	No. Used
10	340-77	Fitting - Hydraulic 90° (Incl. Ref. #9 & 11)	2
11	237-22	Seal - O-Ring	5
12	74-3830	Hose - Hydraulic	1
13	63-3830	Hose - Hydraulic	1
14	340-98	Fitting - Hydraulic 90° (Incl. Ref. #3 & 7)	2
15	340-87	Fitting - Hydraulic 45° (Incl. Ref. #9 & 11)	1
16	63-3870	Hose - Hydraulic	1
17	63-4020	Tube - Hydraulic	1
18	63-4030	Tube - Hydraulic	1



T-0300

REEL MOTOR NO. 70-9800

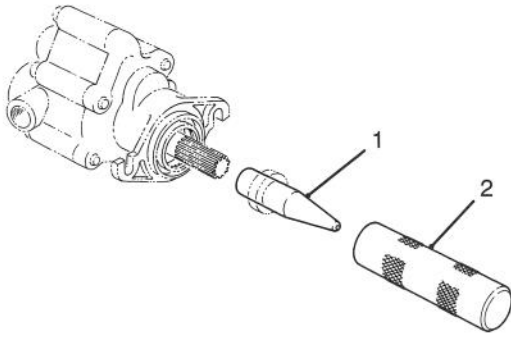
Ref. No.	Part No.	Description	No. Used
1	353-601	Screw - Hex Socket Hd.	4
2	353-600	Washer	4
3	353-588	Cover - Motor	1
4	353-599	Pin - Dowel	2
5	353-597	Bridging - Insert	1
6	353-598	Gasket - Insert	1
7	353-593	Idler Gear Assembly	1
8	353-591	Block - Anti-Extrusion	1
9	32151-41	Ring - Retaining	1
10		Seal - Shaft	1
11		Spacer	1
12	353-777	Body - Motor (Incl. Ref. #13)	1

Ref. No.	Part No.	Description	No. Used
13	353-586	Bearing - Needle	4
14	353-594	Seal Assembly	1
15	353-595	Plate - Wear	1
16	353-592	Drive Shaft Assembly	1
17	353-596	O-Ring	1
*	72-4380	Seal Kit (Incl. Ref. #9-11)	1
*	72-4390	Repair Kit (Incl. Ref. #5, 6, 8-11, 14, 15 & 17)	
*		Seal Installer	1
*		Seal Protector	1

*Not Illustrated

SPECIAL TOOLS

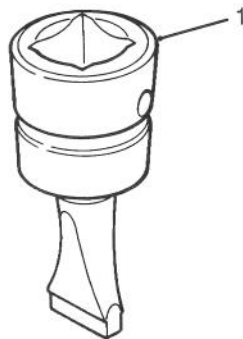
REEL MOTOR SEAL INSTALLATION TOOLS



T-0727

Ref. No.	Part No.	Description	No. Used
1	TOR491430	Protector – Seal	1
2	TOR491450	Installer – Seal	1

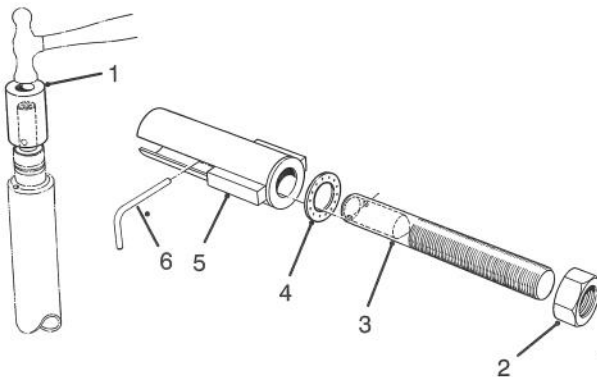
BED KNIFE SCREW TOOL NO. TOR510880



T-0729

Ref. No.	Part No.	Description	No. Used
1		Tool – Bed Knife Screw	1

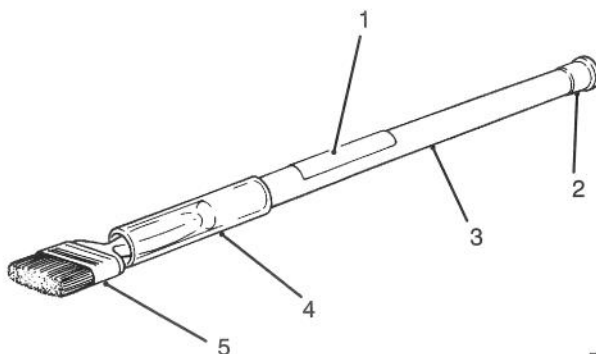
BEARING REPLACEMENT TOOL KIT NO. TOR238900



T-0730

Ref. No.	Part No.	Description	No. Used
1	23-8880	Driver – Bearing	2
2	3219-18	Nut – Hex.	1
3	23-8840	Puller – Bolt	1
4	22-6090	Washer – Thrust	1
5	23-8850	Tube – Support	1
6	23-8860	Pin – Bearing Rplcmnt.	1

BACKLAPPING BRUSH ASSEMBLY NO. 29-9100



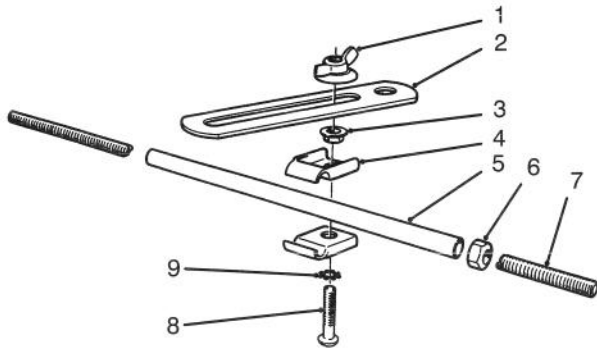
T-0731

Ref. No.	Part No.	Description	No. Used
1	12-9140	Decal	1
2	2410-18	Plug	1
3	29-9080	Handle	1
4	29-9090	Hose – Handle	1
5	36-4310	Brush	1

Note: Special tools may be ordered from: Owatonna Tool Company 2013 4th St. NW Owatonna, MN 55060

SPECIAL TOOLS (Continued)

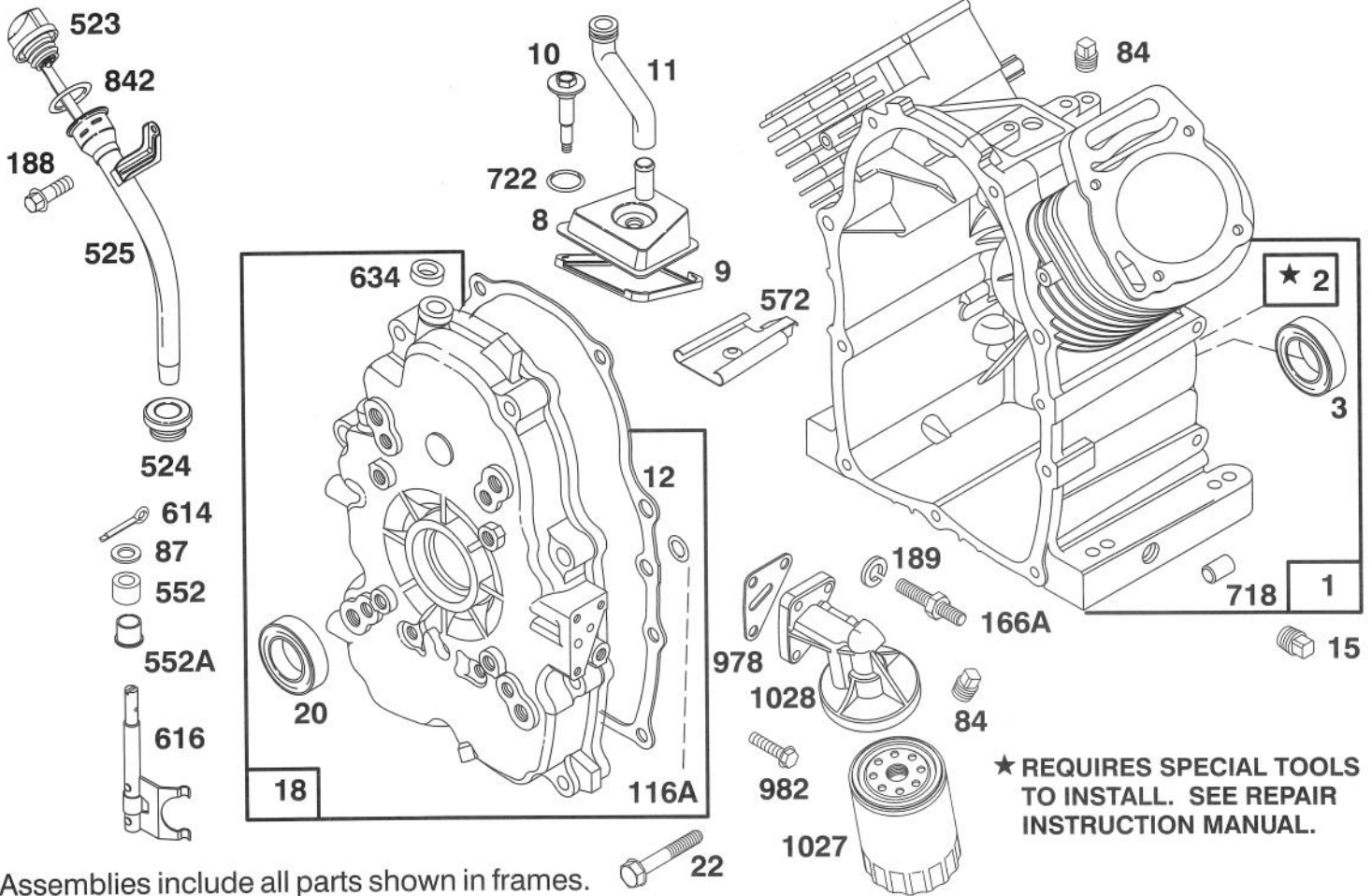
ALIGNMENT TOOL NO. TOR200120



T-0732

Ref. No.	Part No.	Description	No. Used
1	3-4808	Nut - Wing	1
2	20-0110	Bracket - Alignment	1
3	32128-20	Nut - Lock, Flange	1
4	3-6657	Clip - Skid	2
5	20-0070	Tube	1
6	3219-2	Nut - Hex.	1
7	20-0080	Rod	1
8	32122-35	Screw - Truss Head	1
9	3255-8	Washer - Lock, Int. Tooth	1

**Note: Special tools may be ordered from: Owatonna Tool Company
2013 4th St. NW
Owatonna, MN 55060**



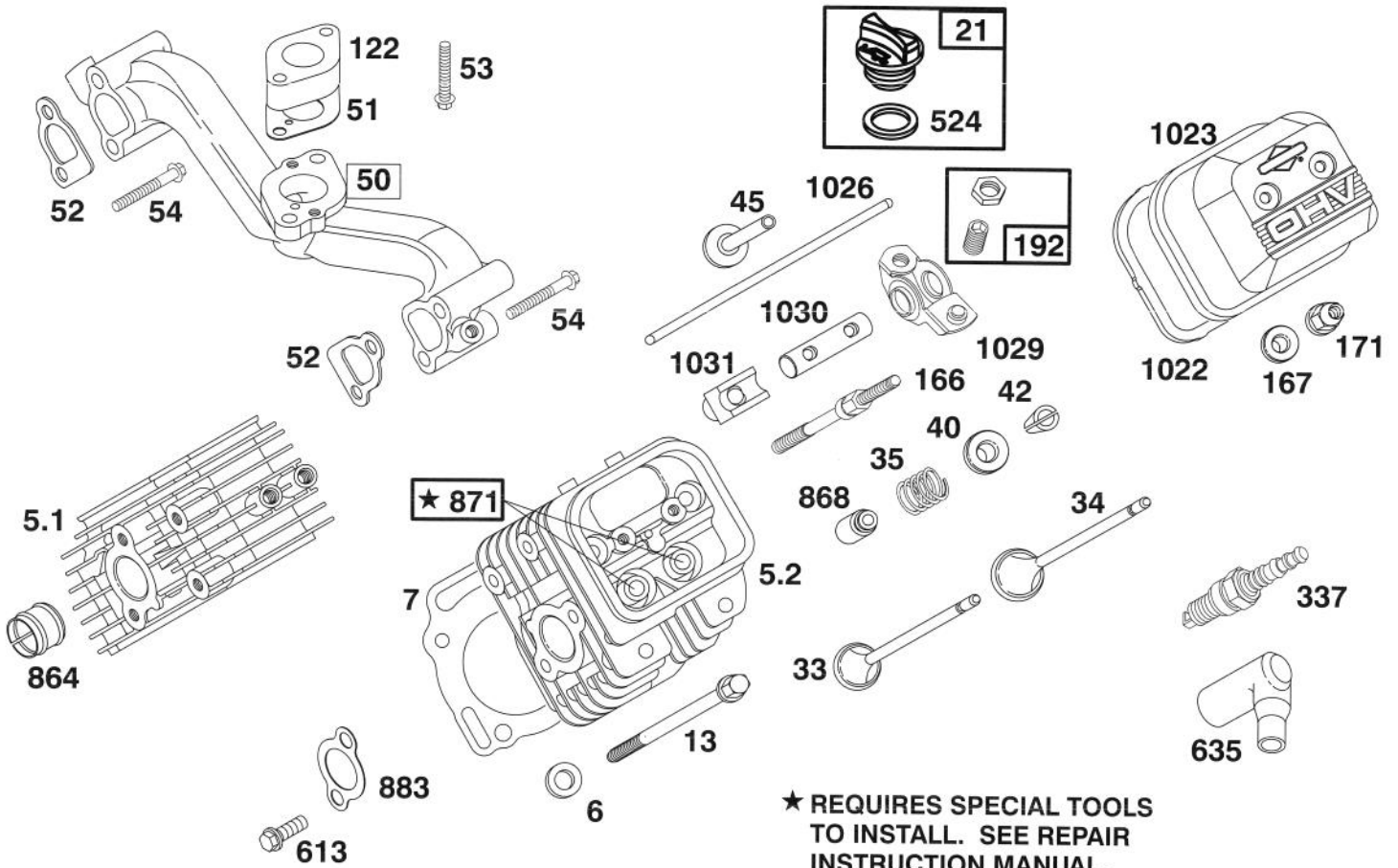
Assemblies include all parts shown in frames.

ENGINE BRIGGS & STRATTON MODEL 303447-0411-01

Ref. No.	Part No.	Description	No. Used
1	807521	Cylinder Assembly	
2	805107	Bearing - Cylinder	
3	805101	Seal - Oil	
8	807795	Breather Assembly	
*9	805379	Gasket - Breather	
10	805751	Screw - Hex. Washer Head	
11	805362	Tube - Breather	
*12	805112	Gasket - Crankcase Cover	
15	805048	Plug - Oil Drain	
18	807628	Cover Assembly - Crankcase	
20	805049	Seal - Oil	
22	805017	Screw - Crankcase Cover	
84	805059	Plug - Pipe	
87	805054	Seal - Governor Shaft	
*116A	805198	O-Ring (Crankcase Cover)	
166A	805073	Stud - Oil Filter Adapter	
188	805247	Screw - Hex. Head	

Ref. No.	Part No.	Description	No. Used
189	805449	Lockwasher	
523	807585	Dipstick	
524	805259	Seal - Filler Tube	
525	807584	Tube - Oil Filler	
552	805412	Bushing - Governor Shaft	
552A	805413	Bushing - Governor Shaft	
572	805197	Baffle - Breather	
614	805417	Pin - Cotter	
616	807596	Fork - Governor	
634	805416	Washer - Governor Shaft	
718	805103	Dowel - Crankcase	
*722	805483	Seal - Breather Screw	
842	805386	O-Ring	
*978	805250	Gasket - Oil Filter Adapter	
982	805030	Screw	
1027	491056	Filter - Oil	
1028	805292	Adapter - Oil Filter	

*Included in Gasket Set - Part No. 807989.



★ REQUIRES SPECIAL TOOLS TO INSTALL. SEE REPAIR INSTRUCTION MANUAL.

Assemblies include all parts shown in frames.

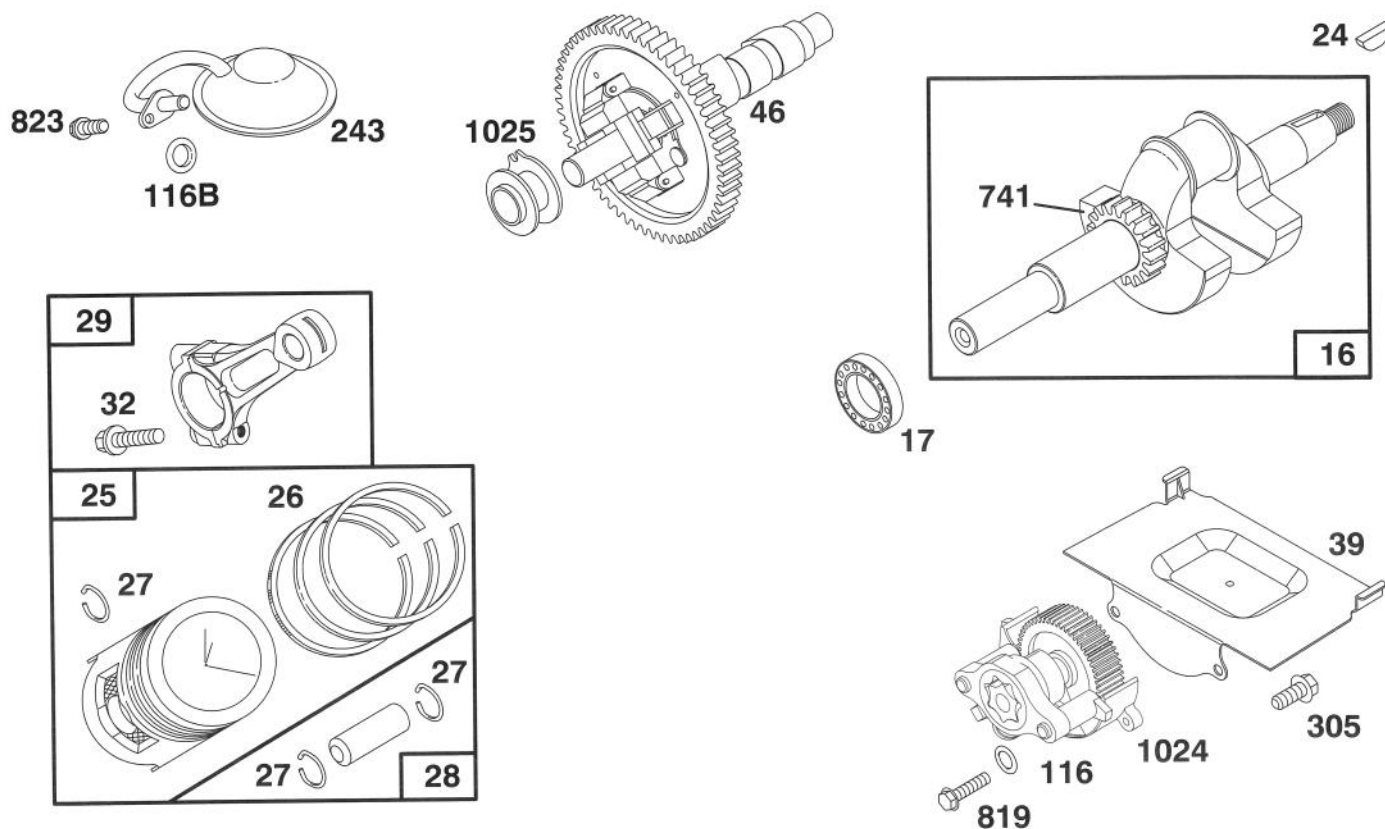
ENGINE BRIGGS & STRATTON MODEL 303447-0411-01

Ref. No.	Part No.	Description	No. Used
5.1	807987	Head - Cylinder (Cyl. #1)	
5.2	807988	Head - Cylinder (Cyl. #2)	
*6	805193	Washer - Cylinder Head	
*†7	807986	Gasket - Cylinder Head	
13	805097	Screw - Cylinder Head	
21	491832	Plug - Oil Fill (Cyl. #1)	
33	805089	Valve - Exhaust	
34	805090	Valve - Intake	
35	805078	Spring - Valve	
40	805092	Retainer - Valve Spring	
42	805161	Retainer - Valve	
45	805354	Tappet - Valve	
50	805772	Manifold - Intake	
*51	805264	Gasket - Carburetor Mtg.	
†*52	805023	Gasket - Intake Manifold	
53	805466	Screw	
54	805006	Screw	
122	805328	Spacer - Carburetor	
166	805343	Stud - Rocker Arm	
†167	805420	Washer - Valve Cover	
*171	805019	Nut - Nylock	

Ref. No.	Part No.	Description	No. Used
192	807623	Screw - Valve Adjustment (Incl. Jam Nut)	
337	491055	Plug - Spark	
524	271983	Seal - Filler Plug	
613	805158	Screw	
635	805529	Elbow - Spark Plug	
864	805083	Liner - Exhaust Port	
868	805094	Seal - Valve Guide	
871	805084	Guide - Valve	
*883	805024	Gasket - Exhaust Manifold	
†1022	805028	Gasket - Valve Cover	
1023	805100	Cover - Valve	
		Note: 808032 Cover - Valve Used on Cylinder #1.	
1026	805352	Rod - Push	
		Note: 805617 Rod - Push Used on Exhaust Side Only.	
1029	807557	Arm - Rocker	
1030	805342	Shaft - Rocker Arm	
1031	805341	Support - Rocker Arm	

*Included in Gasket Set - Part No. 807989.

†Included in Valve Overhaul Kit - Part No. 807990.



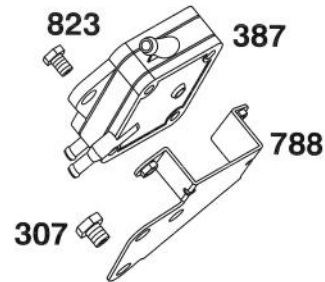
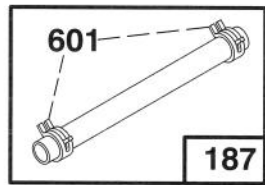
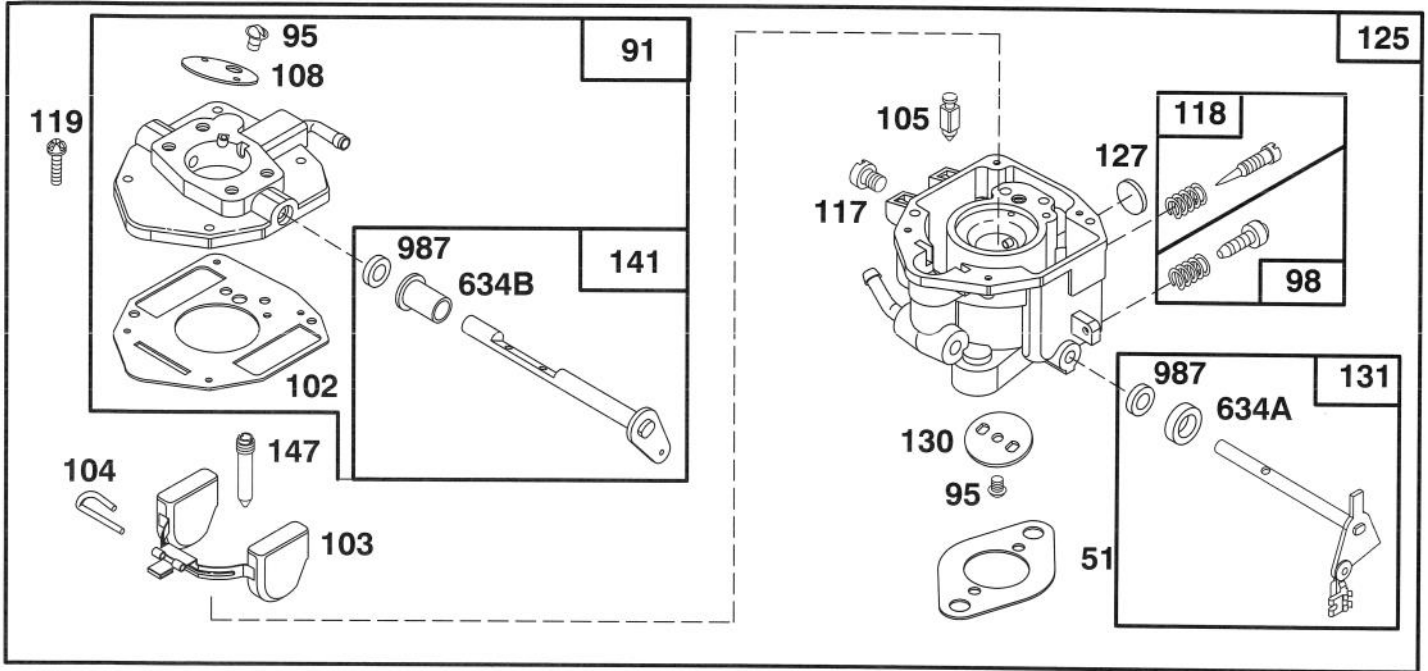
Assemblies include all parts shown in frames.

ENGINE BRIGGS & STRATTON MODEL 303447-0411-01

Ref. No.	Part No.	Description	No. Used
16	807589	Crankshaft Note: 807625 Thrust Washer Note: To Replace Crankshaft Timing Gear Key Order Part No. 94196	
17	805213	Bearing - Ball	
24	805016	Key - Flywheel	
25	807619	Piston Assembly (Standard)	
	807807	Piston Assembly .010 O.S.	
	807809	Piston Assembly .020 O.S.	
	807811	Piston Assembly .030 O.S.	
26	807620	Ring Set - Piston (Standard)	
	807808	Ring Set - Piston .010 O.S.	
	807810	Ring Set - Piston .020 O.S.	
	807812	Ring Set - Piston .030 O.S.	
27	805099	Lock - Piston Pin	
28	807900	Piston Pin Assembly	

Ref. No.	Part No.	Description	No. Used
29	807622	Connecting Rod Assembly Note: For Connecting Rod With .020" Undersize Crankpin Bore - Order Part No. 807803.	
32	805395	Screw - Connecting Rod	
39	805300	Plate - Windage	
46	807542	Gear - Cam	
*116	805058	O-Ring (Oil Pump)	
*116B	805316	O-Ring (Pick - Up Tube)	
243	807598	Screen - Oil Pump Pick-Up	
305	805406	Screw	
741	805675	Gear - Timing	
819	805057	Screw	
823	805317	Screw - Mounting	
1024	807644	Oil Pump Assembly	
1025	805313	Slider - Governor	

*Included in Gasket Set - Part No. 807989.



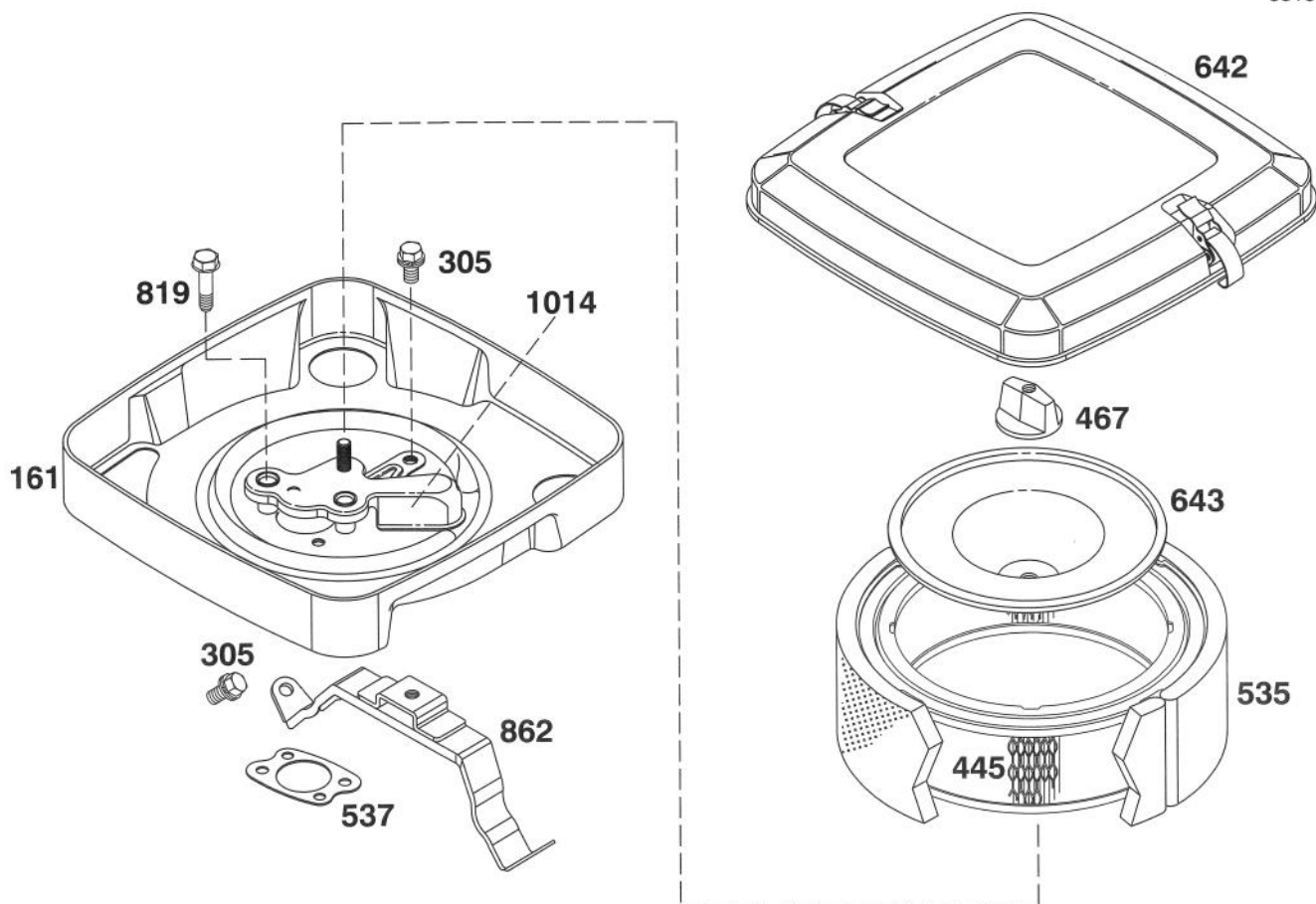
Assemblies include all parts shown in frames.

ENGINE BRIGGS & STRATTON MODEL 303447-0411-01

Ref. No.	Part No.	Description	No. Used
*51	805700	Gasket – Carburetor Mtg.	
91	807919	Body – Upper Carburetor	
95	805538	Screw – Valve Mtg.	
98	807718	Screw – Throttle Adj.	
*102	805541	Gasket – Intake Elbow	
103	805546	Float Assembly	
*104	805545	Pin – Float Hinge	
*105	805547	Valve – Fuel Inlet	
108	805539	Valve – Choke	
*117	805548	Jet – Main Note: 805537 Jet – Main (High Altitude)	
*118	807719	Valve – Idle Adjusting Needle	
119	805540	Screw – Upper Body Mtg.	
125	807918	Carburetor Assembly	

Ref. No.	Part No.	Description	No. Used
*127	805559	Plug – Welch	
130	805554	Valve – Throttle	
131	807720	Shaft – Throttle	
141	807722	Shaft – Choke	
*147	805553	Jet – Slow Speed	
187	393815	Hose – Fuel (Cut to Suit)	
307	805025	Screw	
387	491922	Pump – Fuel	
601	93053	Clamp – Hose	
*634A	805557	Collar – Throttle	
*634B	805543	Collar – Choke	
788	807685	Bracket – Fuel Pump	
823	805317	Screw – Mounting	
947	807664	Solenoid	
*987	805544	Seal – Shaft	

*Included in Carburetor Overhaul Kit – Part No. 807726.

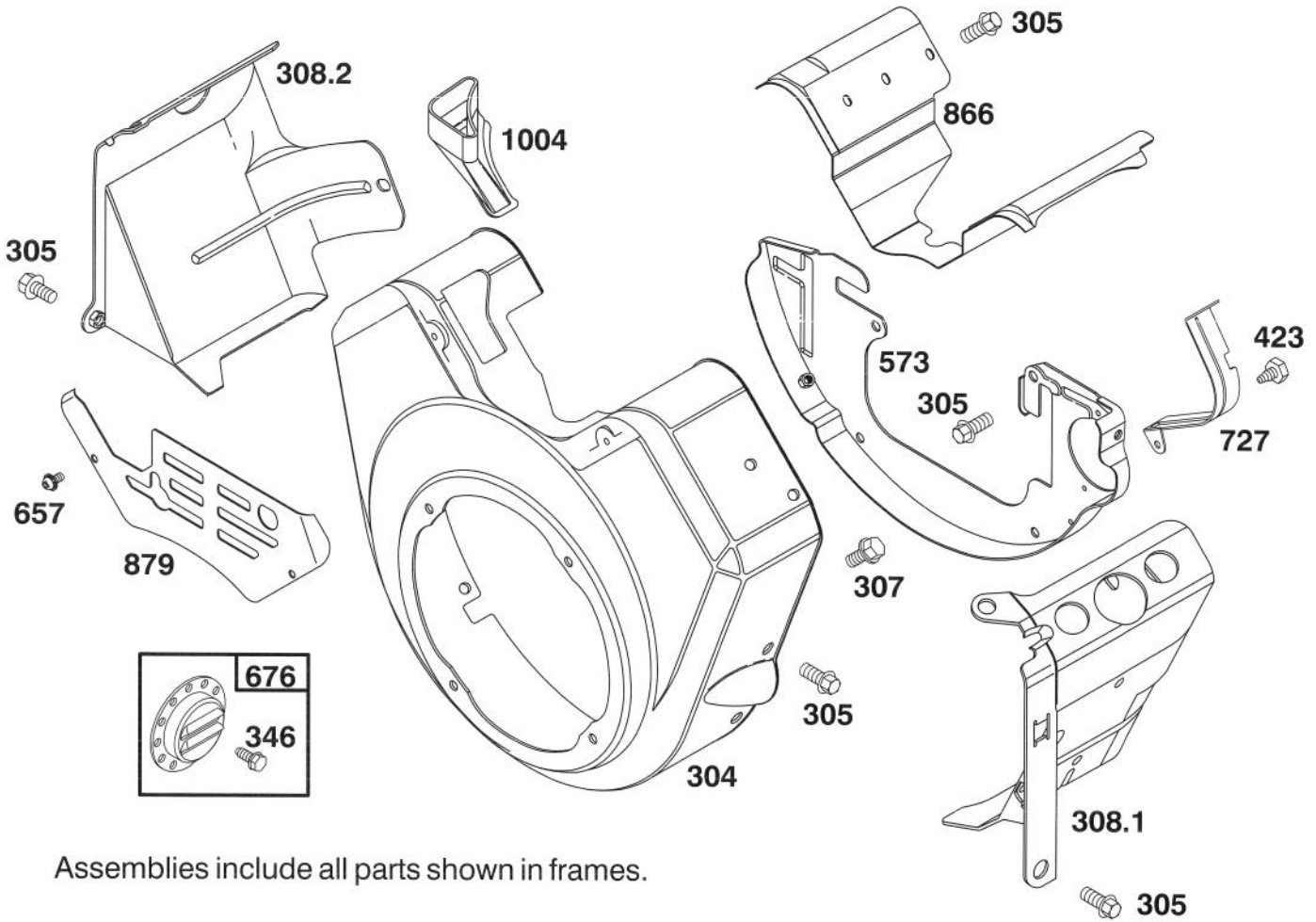


Assemblies include all parts shown in frames.

ENGINE BRIGGS & STRATTON MODEL 303447-0411-01

Ref. No.	Part No.	Description	No. Used
161	807857	Base Assy. – Air Cleaner	
305	805406	Screw	
445	394018	Cartridge – Air Cleaner	
467	491875	Knob – Air Cleaner	
535	271271	Element – Foam	
537	805655	Gasket – Air Cleaner	

Ref. No.	Part No.	Description	No. Used
642	807862	Cover Assy. – Air Cleaner	
643	805631	Plate – Air Cleaner	
819	805057	Screw	
862	807796	Bracket – Air Cleaner	
1014	807797	Carburetor Inlet Shield Assy.	

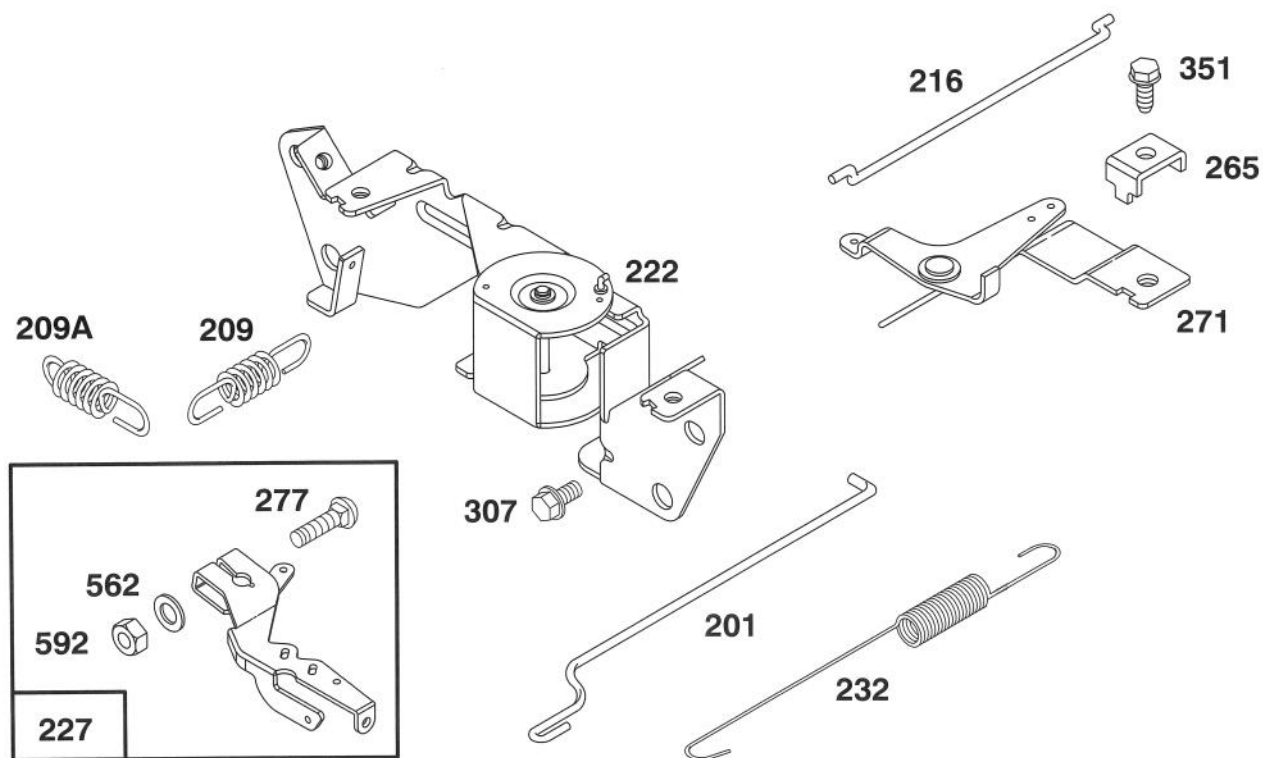


Assemblies include all parts shown in frames.

ENGINE BRIGGS & STRATTON MODEL 303447-0411-01

Ref. No.	Part No.	Description	No. Used
304	807898	Housing – Blower	
305	805406	Screw	
307	805025	Screw	
308.1	807868	Cover – Air Guide (Cyl. #1)	
308.2	807869	Cover – Air Guide (Cyl. #2)	
346	93705	Screw	
423	805260	Screw	

Ref. No.	Part No.	Description	No. Used
573	807663	Back Plate Assembly	
657	805009	Screw	
676	397630	Deflector – Exhaust	
727	805505	Shield – Starter	
866	805738	Valley Cover – Air Guide	
879	805636	Cover – Carburetor	
1004	805632	Tube – Air Inlet	

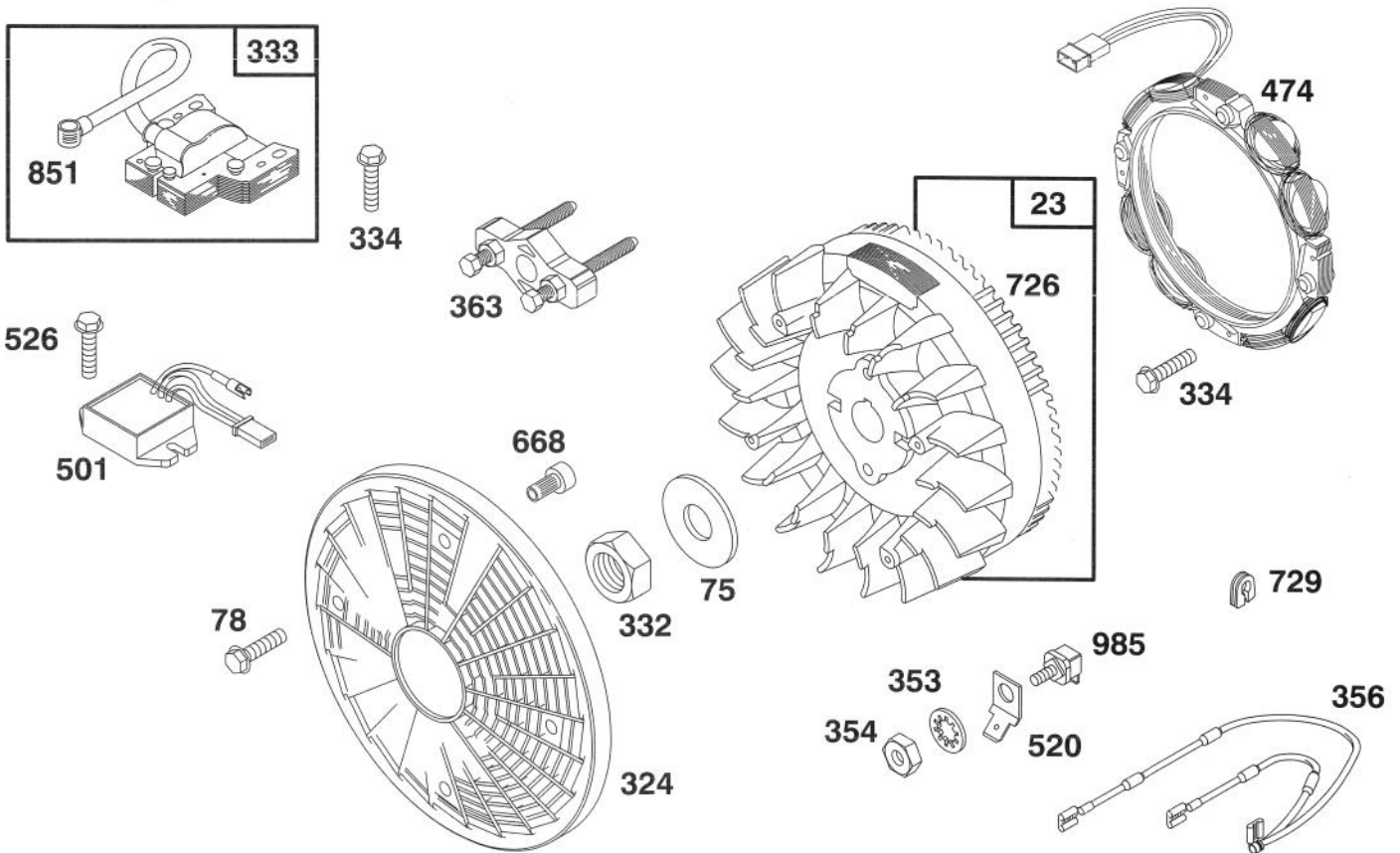


Assemblies include all parts shown in frames.

ENGINE BRIGGS & STRATTON MODEL 303447-0411-01

Ref. No.	Part No.	Description	No. Used
201	805480	Link – Governor	
209	805464	Spring – Governor	
209A	805453	Spring – Governed Idle Note: 805450 Spring – Governed Idle (Secondary)	
216	805439	Link – Choke	
222	807610	Bracket – Governor Control	
227	807528	Lever Assembly – Governor	

Ref. No.	Part No.	Description	No. Used
232	805465	Spring – Governor Link	
265	221535	Clamp – Casing	
271	807609	Bracket – Choke Control	
277	805018	Washer	
307	805025	Screw	
351	805169	Screw – Hex. Head	
562	805381	Bolt	
592	805383	Nut – Hex.	

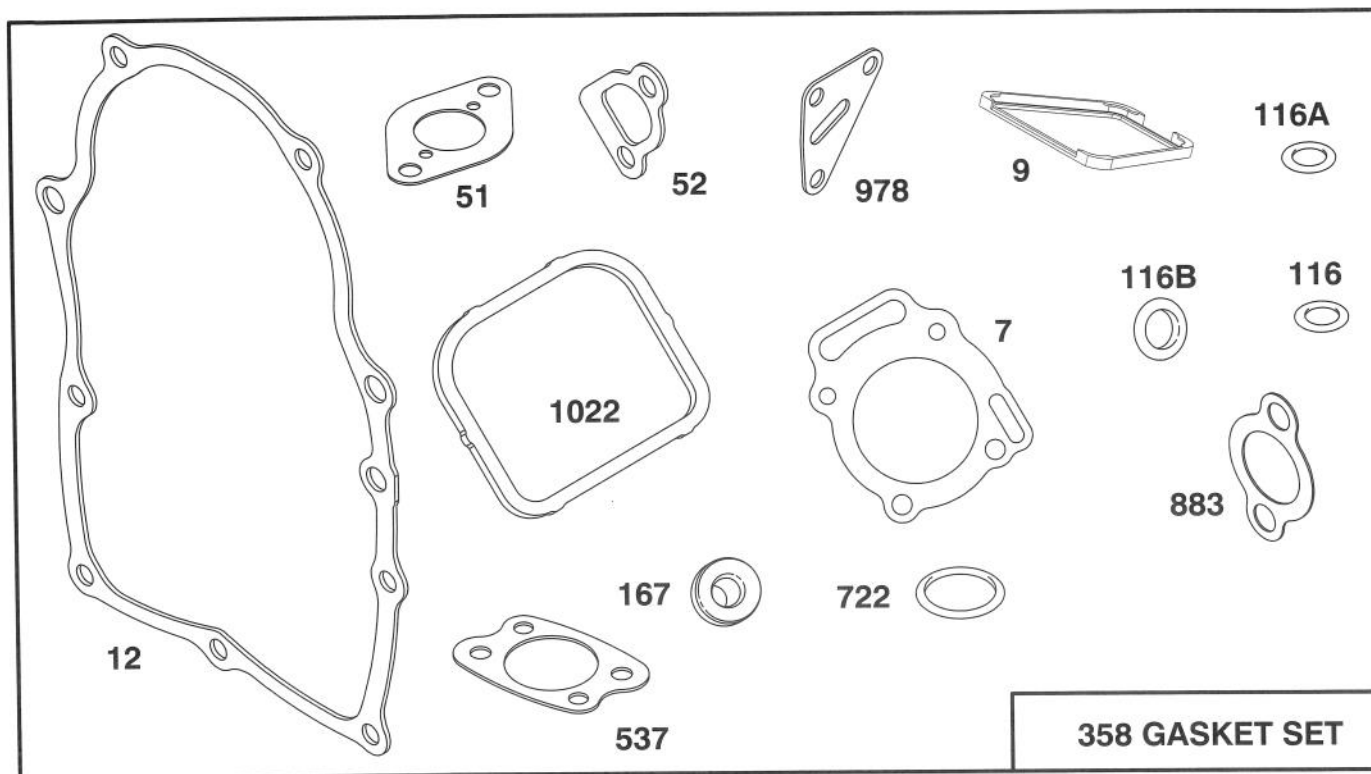


Assemblies include all parts shown in frames.

ENGINE BRIGGS & STRATTON MODEL 303447-0411-01

Ref. No.	Part No.	Description	No. Used
23	807531	Flywheel - Magneto	
75	805007	Washer - Spring	
78	805447	Screw	
324	280829	Screen - Rotating	
332	805021	Nut - Hex	
333	492341	Armature - Magneto	
334	805407	Screw - Mounting	
353	92791	Lockwasher (Internal Tooth)	
354	90576	Nut - Hex.	
356	493792	Wire Assy.	

Ref. No.	Part No.	Description	No. Used
363	19203	Puller - Flywheel	
474	393295	Stator - Alternator	
501	394890	Regulator - Alternator	
520	93722	Terminal - Ground	
526	805448	Screw - Mtg.	
668	805402	Spacer	
726	807805	Gear - Flywheel Ring	
729	805641	Grommet	
851	221798	Terminal - Ignition Cable	
985	398525	Insulator	



Assemblies include all parts shown in frames.

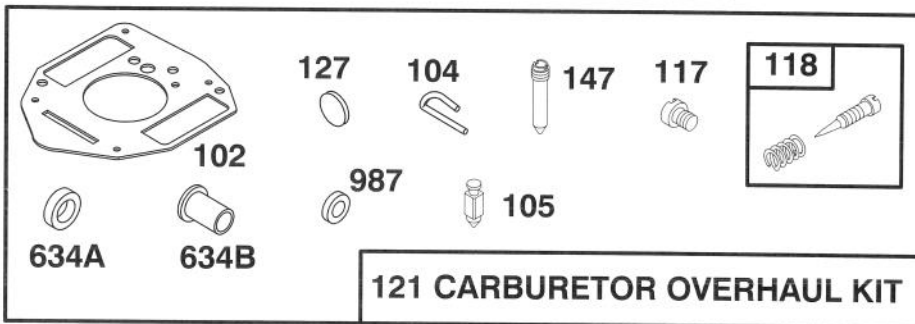
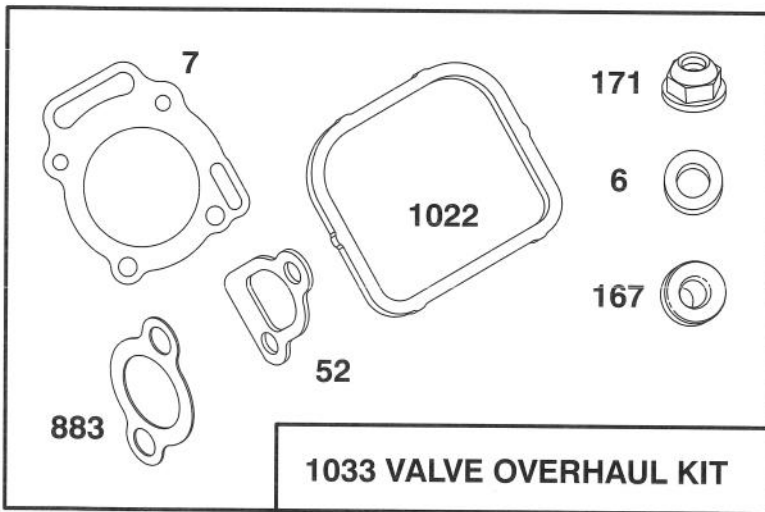
ENGINE BRIGGS & STRATTON MODEL 303447-0411-01

Ref. No.	Part No.	Description	No. Used
†7	807986	Gasket – Cylinder Head	
*9	805379	Gasket – Breather	
*12	805112	Gasket – Crankcase Cover	
*51	805264	Gasket – Carburetor Mtg.	
†*52	805023	Gasket – Intake Manifold	
*116	805058	O-Ring (Oil Pump)	
*116A	805198	O-Ring (Crankcase Cover)	
*116B	805316	O-Ring (Pick – Up Tube)	

Ref. No.	Part No.	Description	No. Used
*†167	805420	Washer – Valve Cover	
358	807989	Gasket Set	
537	805655	Gasket – Air Cleaner	
*722	805483	Seal – Breather Screw	
†*883	805024	Gasket – Exhaust Manifold	
*978	805250	Gasket – Oil Filter Adapter	
*†1022	805028	Gasket – Valve Cover	

*Included in Gasket Set – Part No. 807989.

†Included in Valve Overhaul Kit – Part No 807990.



Assemblies include all parts shown in frames.

ENGINE BRIGGS & STRATTON MODEL 303447-0411-01

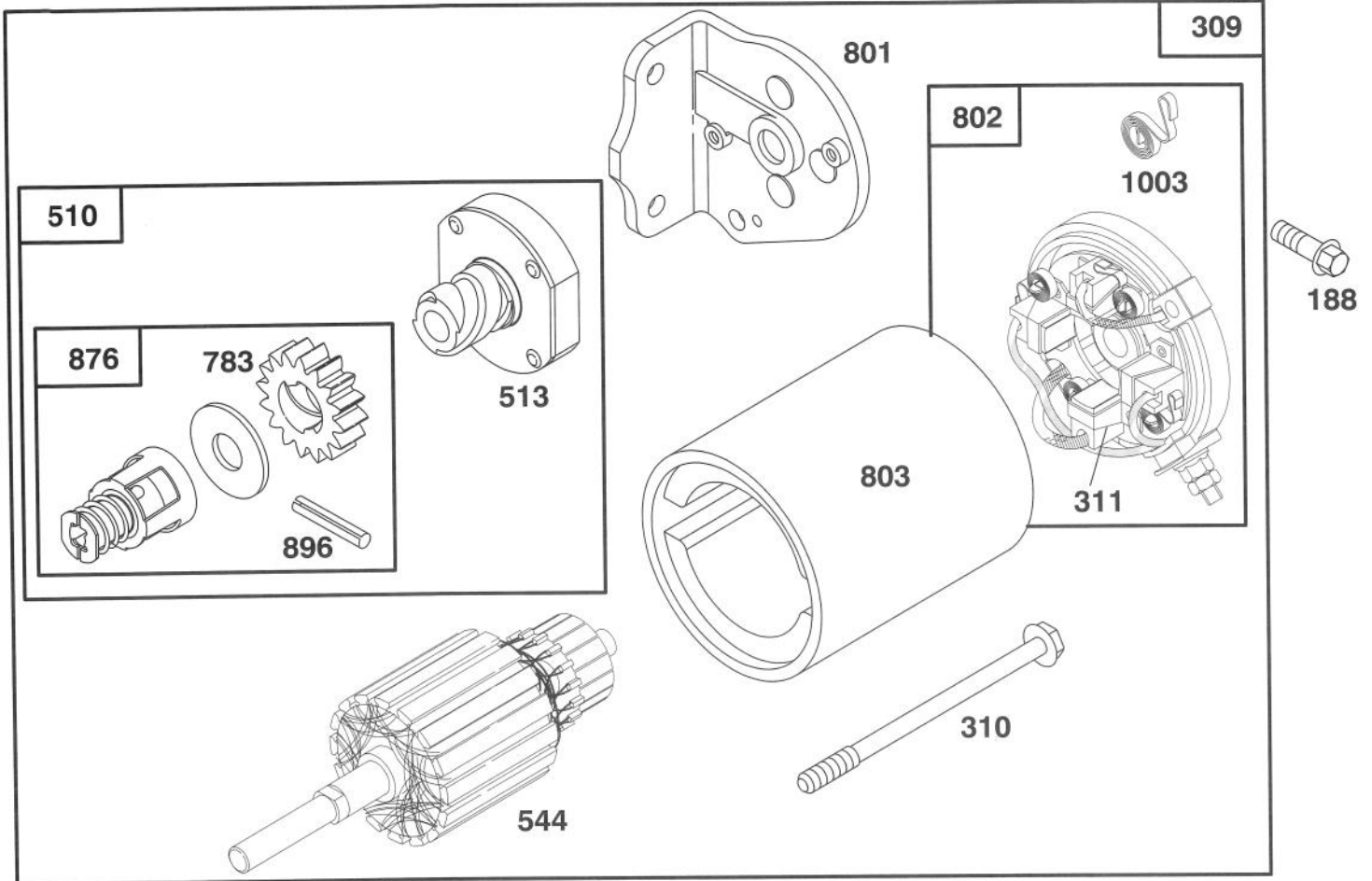
Ref. No.	Part No.	Description	No. Used
‡6	805193	Washer – Cylinder Head	
‡7	807986	Gasket – Cylinder Head	
*9	805379	Gasket – Breather	
*‡52	805023	Gasket – Carburetor Mtg.	
†102	805541	Gasket – Intake Elbow	
†104	805545	Pin – Float Hinge	
†105	805547	Valve – Fuel Inlet	
†117	805548	Jet – Main	
		Note: 805537 Jet – Main (High Altitude)	
†118	807719	Valve – Idle Adjusting Needle	
121	807726	Carburetor Overhaul Kit	

Ref. No.	Part No.	Description	No. Used
†127	805559	Plug – Welch	
†147	805553	Jet – Slow Speed	
‡167	805420	Washer – Valve Cover	
‡171	805019	Nut – Nylock	
†634A	805557	Collar – Throttle	
†634B	805543	Collar – Choke	
722	805483	Seal – Breather Screw	
*‡883	805024	Gasket – Exhaust Manifold	
†987	805544	Seal – Shaft	
*‡1022	805028	Gasket – Valve Cover	
1033	807990	Overhaul Kit – Valve	
1036	807688	Gasket Set – Breather	

*Included in Gasket Set – Part No. 807989.

†Included in Carburetor Overhaul Kit – Part No. 807726.

‡Included in Valve Overhaul Kit – Part No. 807990.



Assemblies include all parts shown in frames.

ENGINE BRIGGS & STRATTON MODEL 303447-0411-01

Ref. No.	Part No.	Description	No. Used
188	805247	Screw - Hex. Head	
309	399169	Motor - Starting	
310	94169	Bolt	
311	490311	Brush Assembly	
510	495878	Drive Assembly	
513	398003	Clutch Assembly	
544	490309	Armature Assembly	

Ref. No.	Part No.	Description	No. Used
783	280104	Gear	
801	394856	Cap Assy. - Drive	
802	490310	Cap Assy. - Commutator	
803	398892	Housing Assembly	
876	495877	Retainer Kit	
896	94288	Roll Pin	
1003	490316	Brush Spring Set	

INTERNATIONAL PARTS REFERENCE

EUROPEAN PARTS KIT NO. 93-7649

DESCRIPTION	LOCATION	PART NUMBER	
		ENGLISH	EUROPEAN
Decal Parking Brake	Footrest Plate	27-2830	93-8062
Decal Hydraulic Oil	Seat Back	58-6530	93-8067
Decal Warning	Cutting Unit Pull Frame	62-5070	93-8064
Decal Engine RPM	Air Cleaner	71-3620	93-8073
Decal Hot Surface	Engine Housing	63-8440	93-8069
Decal Warning	Steering Arm	83-1790	93-8063
Decal Traction	Right Hand Shield	83-1850	93-8065
Decal Service	Seat Back	92-9779	DANISH 93-7260 DUTCH 93-7261 ITALIAN 84-9280 SPANISH 84-9240 GERMAN 84-9260 FRENCH 84-9250 SWEDISH 84-9270 PORTUGUESE 93-7257 NORWEGIAN 93-7258 FINNISH 93-7259
Decal Steering Arm	Steering Arm	83-2050	93-8068
Decal ANSI	Frame Tube	88-6700	93-8074
Decal CE Mark	Panel	-	93-7252
Decal Bolt Eccentric	SPA CU Side Plate	77-0490	93-6691
Decal Traction Speed	Left Hand Panel	83-2260	93-8066
Plate Control	Control Panel	83-0850	93-8061
Cap Fuel	Fuel Tank	93-3101	93-7170

DESCRIPTION	LOCATION	PART NUMBER	
		ENGLISH	EUROPEAN
Cap Hydraulic Oil	Hydraulic Tank	93-3103	93-7160
Assy. Foot Shield	Foot Rest Area	-	93-7421

INTERNATIONAL PARTS REFERENCE

JAPANESE KIT NO. 83-2600

DESCRIPTION	LOCATION	PART NUMBER	
		ENGLISH	JAPANESE
Decal Parking Brake	Footrest Plate	27-2830	83-2480
Decal Hydraulic Oil	Seat Back	58-6530	84-3180
Decal Warning	Cutting Unit Pull Frame	62-5070	84-6560
Decal Engine RPM	Air Cleaner	71-3620	83-2550
Decal Hot Surface	Engine Housing	63-8440	83-2560
Decal Warning	Steering Arm	83-1790	83-2520
Decal Traction	Right Hand Shield	83-1850	83-2540
Decal Mow/Lift	Footrest Plate	51-0050	83-2530
Decal Service	Seat Back	92-9779	83-2490
Decal Steering Arm	Steering Arm	83-2050	83-2510
Decal ANSI	Frame Tube	88-6700	84-3020
Decal Traction Speed	Left Hand Panel	83-2260	83-2500
Plate Control	Control Panel	83-0850	83-2570

TORO PART NUMBER INDEX

3316-979

Part No.	Description	Pg. Ref. No. No. Qty.	Part No.	Description	Pg. Ref. No. No. Qty.
3-0348	Bushing - Sleeve	3 11 6	27-2270	Rod - Brake Adjusting	1 29 2
3-0348	Bushing - Sleeve	4 14 6	27-2320	Bearing - Flange	10 7 2
3-0348	Bushing - Sleeve	6 22 6	27-2320	Bearing - Flange	1 33 2
3-1506	Bushing - Flange	3 16 4	27-2380	Spacer	20 32 2
3-1506	Bushing - Flange	4 30 4	27-2540	Spacer - Hub	6 31 1
3-1506	Bushing - Flange	6 38 4	27-2550	Pin - Pivot	6 27 1
3-4808	Nut - Wing	36 1 1	27-2830	Decal - Parking Brake	1 } 9 1
3-6657	Clip - Skid	36 4 2	27-6600	Spacer - Coupling	27 15 4
3-6685	Spring - Compression	19 17 1	28-1400	Battery	20 11 1
5-0946	Key - Square	27 12 1	28-3680	Tire	8 2 2
5-0946	Key - Square	28 16 1	28-3680	Tire	29 25 1
5-1226	Washer - Shim	3 10 2	28-4210	Solenoid - Starter	20 5 1
5-1226	Washer - Shim	4 16 2	28-7890	Module - Interlock	21 26 1
5-1226	Washer - Shim	6 24 2	28-8080	Boot Terminal	20 13 1
5-3934	Bolt - Fork, Castor	29 44 1	29-9080	Handle	35 3 1
8-7710	Ball Joint Receiver Assy.	4 4 2	29-9090	Hose - Handle	35 4 1
8-7710	Ball Joint Receiver Assy.	6 4 2	36-4310	Brush	35 5 1
8-7710	Ball Joint Receiver Assy.	3 25 2	36-7250	Basket - Grass	2 * 3
10-6060	Pin - Lift Cylinder	3 7 1	38-0410	Nut - Hex.	14 53 1
10-6060	Pin - Pivot	4 19 1	38-0410	Nut - Hex.	16 59 1
10-6090	Pin - Pivot	4 33 1	39-9600	Clamp - Mounting	21 9 1
10-6090	Pin - Pivot	3 37 1	42-2680	Race R. Detent	13 46 1
10-6090	Pin - Pivot	6 41 1	43-2830	Nut - Hex	26 33 1
10-6110	Pin - Hinge	3 3 1	43-5220	Ring - Retaining	7 10 1
10-6110	Pin - Pivot	4 24 1	43-5230	Shaft & Clevis	7 11 1
10-6730	Stud - Drive	29 18 4	43-5930	Washer - Lock	26 25 2
10-6821	Brake Drum Assembly	8 * 2	43-8600	Spring - Compression	19 21 1
10-6850	Drum - Brake	8 6 2	43-8610	Seat - Ball	19 20 1
10-6870	Hub - Wheel	8 5 2	43-8620	Guide - Switch	19 23 1
10-7070	Key - Square	27 20 1	43-8860	Plunger - Switch	19 22 1
10-7820	Pivot Hinge Assembly	3 12 1	43-8870	Boot - Switch	19 26 1
10-7820	Pivot Hinge Assembly	4 25 1	43-9071	Seat Switch Assembly	19 * 1
10-7820	Pivot Hinge Assembly	6 33 1	44-0870	Shaft - Cam	10 5 1
10-7850	Latch - Parking Brake	1 23 1	44-2230	Coupling - Rubber	27 16 1
10-7880	Hinge - Upper	1 8 1	44-5560	Head - Oil Filter	20 27 1
10-7890	Hinge - Lower	1 22 1	46-8560	Screw - Self Taping	20 20 3
10-8100	Strap - Brake Shaft	1 31 2	47-2890	Bushing - Sleeve	17 20 2
10-8110	Washer - Thrust	3 9 6	47-5320	Lever - Control	10 40 1
10-8110	Washer - Thrust	4 15 6	47-6990	Nut - Steering Wheel	17 10 1
10-8110	Washer - Thrust	6 23 6	48-7610	Screw - Cap Hex. Hd.	24 9 1
10-8140	Spring - Torsion	1 7 1	48-7620	Screw - Cap Hex. Hd.	26 36 1
10-8240	Pad - Lift	2 37 1	49-5430	Rod - Control	10 1 1
10-8250	Pad - Mow	2 39 1	49-5430	Rod - Control	1 4 1
11-0160	Roller Shaft Screw Assy.	3 14 2	49-5880	Shaft - Seat Support	19 27 1
11-0160	Roller Shaft Screw Assy.	4 28 2	49-6110	Guard - Transfer Rod	1 6 1
11-0160	Roller Shaft Screw Assy.	6 36 2	49-6120	Pad - Footrest	1 13 1
12-3270	Screw - Hex. Washer Hd.	26 17 4	49-6170	Pad - Brake	2 49 1
12-3270	Screw - Hex. Washer Hd.	10 38 1	49-6200	Lever - Cutting Control	2 42 1
12-3270	Screw - Thread Forming	12 50 1	49-6220	Bracket - Control Arm	10 9 1
12-9140	Decal	35 1 1	49-6250	Bracket - Traction Pivot	10 35 1
18-6320	Washer - Steering	29 6 3	49-6260	Assy. - Pivot, Traction	10 21 1
20-0070	Tube	36 5 1	49-6290	Shaft - Traction Pivot	10 37 1
20-0080	Rod	36 7 1	49-6440	Pedal - Forward	10 42 1
20-0110	Bracket - Alignment	36 2 1	51-0050	Decal - Mow/Lift	1 14 1
21-8470	Shaft - Roller	3 21 1	51-0350	Pin - Seat Spring	19 16 1
21-8470	Shaft - Roller	4 36 1	51-0780	Slider - Seat	19 31 1
21-8470	Shaft - Roller	6 44 1	51-0790	Adjuster - Seat	19 6 1
22-6090	Washer - Thrust	35 4 1	52-1990	Piston	5 3 1
23-8840	Puller - Bolt	35 3 1	52-2720	Roller Assembly	3 20 1
23-8850	Tube - Support	35 5 1	52-2720	Roller Assembly	4 35 1
23-8860	Pin - Bearing Rplcmnt.	35 6 1	52-2720	Roller Assembly	6 43 1
23-8880	Driver - Bearing	35 1 2	52-5860	Collar - Spool	16 51 1
26-3790	Nut - Lock	8 4 2	52-5880	Ball - Steel	13 47 12
27-1960	Hub - Engine	27 21 1	52-5900	Screw - Fillister Hd.	15 37 4
27-1970	Hub - Pump	27 22 1	52-9230	Ring - Retaining	18 2 1

*Not Illustrated

TORO PART NUMBER INDEX (Cont.)

3316-979

Part No.	Description	Pg. Ref. No. No. Qty.	Part No.	Description	Pg. Ref. No. No. Qty.
52-9250	Needle Bearing Kit	18 * 1	68-6150	Breather	23 44 1
52-9260	Screw - Set	18 26 1	69-9760	Plate - Cover	2 50 1
52-9270	Seat - Ball Check	18 24 1	70-2770	Head	7 8 1
52-9280	Ball - Check	18 22 1	70-2780	Piston	7 4 1
52-9290	Retainer - Ball Check	18 21 1	70-7130	Tube Assy.	11 3 1
56-7720	Bolt - Battery	20 17 2	70-7150	Hose - Hydraulic	12 48 1
56-7970	Clamp Half - Tube	2 45 2	70-8130	Barrel	7 1 1
56-7971	Clamp - Tube	30 55 2	70-8250	Drive	18 16 1
57-6140	Clamp Half - Tube	8 20 2	70-8610	Hose - Hydraulic	12 51 1
57-6220	Link	10 17 5	70-9800	Reel Motor Assembly	33 8 3
57-7650	Spring - Torsion	4 11 1	70-9840	Shoe - Brake	8 8 4
57-7650	Spring - Torsion	6 18 1	70-9850	Clip - Retaining	8 23 2
57-7650	Spring - Torsion	3 32 1	70-9860	Cam - Brake	8 27 2
58-6520	Decal - Grease	29 15 3	70-9870	Plate - Backing	8 10 2
58-6530	Decal - Hydraulic Oil	19 33 1	70-9880	Spring - Return	8 7 4
59-6730	Race - Bearing	18 8 2	71-0990	Orifice	11 43 1
59-6740	Bearing - Needle Thrust	18 9 1	71-1500	Brake Assembly	8 * 2
59-6830	Centering Pin Kit	18 20 1	71-1510	Arm - Brake	8 24 2
61-3310	Plate - Logo	20 21 1	71-3620	Decal - Engine RPM	26 13 1
62-2390	Bar - Lift L.H.	3 30 1	72-3850	Seal - Filter	20 28 1
62-2420	Bar - Lift	6 8 1	72-4320	Switch - Ball	19 18 1
62-2420	Bar - Lift	4 9 1	72-4380	Seal Kit	34 * 1
62-2440	Lift Arm Assembly	4 8 1	72-4390	Repair Kit	34 * 1
62-2460	Lift Arm Assembly L.H.	3 29 1	72-4790	Hold-Down - Battery	20 16 1
62-5070	Decal - Danger	3 13 1	74-0720	Tube - Manual	19 3 1
62-5070	Decal - Danger	4 3 1	74-3570	Filter - Hydraulic Oil	20 29 1
62-5070	Decal - Danger	6 3 1	74-3830	Hose - Hydraulic	33 12 1
63-3810	Hose - Hydraulic	33 1 1	74-3830	Hose - Hydraulic	11 28 1
63-3820	Hose - Hydraulic	33 2 1	74-9100	Pad - Forward Pedal	10 25 1
63-3830	Hose - Hydraulic	33 13 1	74-9110	Pad - Reverse Pedal	10 23 1
63-3840	Hose - Hydraulic	33 5 1	75-0540	Tether - Cap	23 9 1
63-3840	Hose - Hydraulic	11 36 1	76-0800	Seal Kit	31 * 1
63-3850	Hose - Hydraulic	11 31 1	76-0800	Seal Kit	9 * 1
63-3850	Hose - Hydraulic	3 39 1	76-0810	Housing Assembly	9 * 1
63-3870	Hose - Hydraulic	33 16 1	76-0840	Manifold	9 22 1
63-3880	Hose - Hydraulic	11 18 1	76-0850	Bearing - Thrust	31 11 1
63-3880	Hose - Hydraulic	4 39 1	76-0850	Bearing - Thrust	9 12 1
63-4020	Tube - Hydraulic	33 17 1	76-0860	Shaft - Coupling	9 11 1
63-4020	Tube - Hydraulic	11 40 1	76-0870	Plate - Wear	9 18 1
63-4030	Tube - Hydraulic	33 18 1	76-0880	Commutator Assembly	31 * 1
63-4030	Tube - Hydraulic	11 41 1	76-0880	Commutator Assembly	9 * 1
63-4040	Hydraulic Tube Assembly	33 4 1	76-0940	End Cover Assembly	9 24 1
63-4040	Tube - Hydraulic	11 35 1	76-1850	Clevis	5 13 1
63-4050	Fitting - Tee	11 42 2	76-1860	Shaft	5 6 1
63-8360	Key - Ignition	21 17 2	77-0480	Screw - Traction Stop	10 34 1
63-8410	Washer - Flat	24 4 4	80-9330	Audio Alarm Assembly	21 25 1
63-8410	Washer - Flat	23 36 3	83-0010	Engine Assembly	26 15 1
63-8440	Decal - Warning Hot	26 34 1	83-0020	Ignition Switch Assembly	21 14 1
63-8750	Pin - Pivot	6 9 1	83-0030	Control - Throttle	21 12 1
63-8750	Pin - Pivot	4 10 1	83-0040	Control - Choke	21 13 1
63-8750	Pin - Pivot	3 33 1	83-0060	Lift - Pivot	1 26 1
65-4860	Head	5 9 1	83-0080	Spring - Torsion	1 25 1
65-6390	Washer - Thrust	17 13 1	83-0140	Pedal - Mow	2 38 1
65-8320	Bar - Gauge	2 * 1	83-0160	Shaft - Brake	2 48 1
66-2950	Gauge - Hourmeter	21 5 1	83-0190	Cover - R.H.	8 18 1
67-1300	Decal - TORO	20 39 1	83-0200	Cover - L.H.	1 17 1
67-8113	Cap - End	18 18 1	83-0540	Pedal - Traction	10 24 1
68-5100	Rod - Seat Prop	19 10 1	83-0580	Rod - Traction Control	10 32 1
68-5130	Steering Wheel Assembly	17 11 1	83-0590	Traction Handle Assembly	10 12 1
68-5140	Cap - Steering Wheel	17 9 1	83-0630	Arm - Traction Pivot	10 29 1
68-5260	Fitting - Manifold Tee	11 37 1	83-0640	Plate - Footrest	1 12 1
68-5310	Clip - Seat Rod	19 12 1	83-0650	Arm - Steering	17 3 1
68-5380	Lift Arm Assembly	6 21 1	83-0700	Handle - Lockup	17 18 1
68-5560	Pin - Cylinder Pivot	6 26 1	83-0730	Spacer - Lockup	17 15 1
68-5880	Hose - Hydraulic	20 30 1	83-0740	Disc - Friction	17 14 2

*Not Illustrated

TORO PART NUMBER INDEX (Cont.)

Part No.	Description	Pg. Ref. No. No. Qty.	Part No.	Description	Pg. Ref. No. No. Qty.
83-0750	Screw - Cap Hex. Hd. L.H.	17 6 1	83-1890	Switch - Ball	14 54 1
83-0760	Plate - Lockup	17 16 1	83-1890	Switch - Ball	16 60 1
83-0780	Support - Steering Valve	17 4 1	83-1940	Guard - Pump	27 30 1
83-0810	Cover - Steering Valve	17 25 1	83-2000	Spool - Valve	23 42 1
83-0820	Gauge - Ammeter	21 4 1	83-2010	Coil - Valve	23 43 1
83-0830	Panel - Control Upper	20 33 1	83-2030	Plate - Filler	21 3 1
83-0840	Fender - L.H.	20 19 1	83-2040	Hose - Fuel	24 14 1
83-0850	Plate - Control Panel	21 2 1	83-2050	Decal - Steering Arm	17 32 1
83-0870	Fitting - Hydraulic Straight	23 32 3	83-2070	Hose - Valve	23 14 1
83-0910	Hose - Hydraulic	23 30 2	83-2080	Hose - Valve-Tank	23 29 1
83-0910	Hose - Pump	27 11 2	83-2090	Hose - Overflow	23 15 1
83-1030	Mount - Engine	26 4 3	83-2100	Tank - Auxiliary Hydraulic	23 26 1
83-1040	Washer - Mount	26 2 3	83-2200	Nut - Special	24 8 1
83-1050	Spacer - Mount	26 3 2	83-2220	Deflector - Exhaust	26 20 1
83-1060	Adapter - Pump	26 10 1	83-2230	Screw - Cap Hex. Hd.	26 22 4
83-1080	Pipe - Exhaust	26 7 1	83-2240	Arrestor - Spark	26 * 1
83-1100	Harness - Wire (Main)	22 1 1	83-2250	Guage - Sight	23 25 1
83-1100	Harness - Wire (Main)	21 8 1	83-2280	Timer - Relay	21 27 1
83-1110	Harness - Wire (Engine)	22 2 1	83-2310	Shield	26 35 1
83-1150	Wire - Engine Ground	22 5 1	83-2330	Hydraulic Cylinder Assy.	30 53 1
83-1160	Wire - Solenoid-Starter	22 3 1	83-2340	Cap - Threaded	32 2 2
83-1170	Hose - Hydraulic	11 22 1	83-2350	Cap - Head, Thread	32 5 2
83-1170	Hose - Hydraulic	27 28 1	83-2360	Assembly - Rod	32 9 1
83-1180	Hose - Hydraulic	11 6 1	83-2370	Assembly - Barrel	32 12 1
83-1180	Hose - Hydraulic	27 8 1	83-2380	Kit - Seal Repair	32 * 1
83-1190	Hose - Hydraulic	27 1 2	83-2390	Pad - Tank	23 2 1
83-1190	Hose - Hydraulic	11 10 2	83-2400	Spacer - Tank	23 1 2
83-1220	Plate - Clamp	8 21 1	83-2420	Wire - Solenoid-Battery	22 4 1
83-1270	Seat Support Assembly	19 7 1	83-2450	Hose - Hydraulic	11 1 1
83-1320	Filter - Fuel	24 13 1	83-2450	Hose - Hydraulic (Top)	8 34 1
83-1350	Hose - Hydraulic	27 7 1	83-2460	Hose - Hydraulic	11 4 1
83-1350	Hose - Hydraulic	17 26 3	83-2580	Cylinder - Lift	3 6 1
83-1350	Hose - Hydraulic	11 45 1	83-2580	Hydraulic Cylinder Assy.	4 22 1
83-1350	Hose - Hydraulic	30 52 1	83-2590	Bolt - Shoulder	2 47 1
83-1360	Hose - Hydraulic	17 27 1	83-7230	Hydraulic Cylinder Assembly	6 10 1
83-1360	Hose - Hydraulic	30 51 1	84-2000	Bracket - Brake	8 12 2
83-1390	Fitting - Fuel Shut-Off	24 15 1	84-2203	Control Valve Assembly	16 * 1
83-1400	Shield - Muffler	26 16 1	84-2203	Control Valve Assembly	11 16 1
83-1420	Column - Steering	17 23 1	84-5300	Nut - Jam	29 48 1
83-1430	Hose - Hydraulic	20 23 1	85-6540	Stud - Drive	8 28 8
83-1430	Hose - Hydraulic	23 34 1	85-8120	Plate - Engine Mount	26 28 1
83-1450	Sensor - Oil Level	23 3 1	85-8940	Flange - Bearing, Lube	29 36 1
83-1460	Solenoid Valve Assembly	23 28 1	85-8950	Flange - Bearing	29 38 1
83-1470	Washer - Neoprene	23 18 4	86-5360	Repair Kit	7 * 1
83-1520	Screen - Filler	23 6 1	86-5390	Seal Kit	5 * 1
83-1530	Bracket - Alarm	21 23 1	86-9820	Frame - Pull Rear	6 1 1
83-1550	Spacer - Tank (Short)	23 17 2	88-8350	Tab - Bearing	29 30 1
83-1560	Spacer - Tank (Long)	23 23 2	88-9500	Needle Valve Assembly	12 * 1
83-1630	Bracket - Muffler Support	26 24 1	88-9630	Lift Pivot Bracket R.H.	2 40 1
83-1640	Rod End Assembly	29 16 1	88-9640	Lift Pivot Bracket L.H.	1 28 1
83-1660	Switch Assembly	21 6 1	88-9660	Shaft - Cutting Control	2 36 1
83-1670	Fitting - Special	11 27 1	88-9700	Hose - Hydraulic	6 15 1
83-1680	Hose - Hydraulic	6 13 1	88-9700	Hose - Hydraulic	11 20 1
83-1680	Hose - Hydraulic	11 30 1	89-9760	Cover - Plate	29 2 1
83-1690	Hose - Hydraulic	11 21 1	92-0585	Pull Arm Assembly R.H.	3 19 1
83-1690	Hose - Hydraulic	3 40 1	92-0585	Pull Arm Assembly R.H.	4 34 1
83-1700	Bushing - Flange	8 33 2	92-0585	Pull Arm Assembly R.H.	6 42 1
83-1700	Bushing - Flange	17 35 1	92-0586	Pull Arm Assembly L.H.	3 17 1
83-1790	Decal - Warning	17 5 1	92-0586	Pull Arm Assembly L.H.	4 31 1
83-1830	Cover - R.H.	20 2 1	92-0586	Pull Arm Assembly L.H.	6 39 1
83-1840	Cover - R.H.	19 32 1	92-0587	Fitting - Valve Body	11 17 1
83-1850	Decal - Traction	20 38 1	92-0588	Valve - Needle	12 53 1
83-1860	Centering Spring Kit	18 12 1	92-1180	Seat Assembly	19 5 1
83-1870	Gerotor	18 17 1	92-2545	Seals - Spool	14 * 1
83-1880	Control Parts Assembly	18 * 1	92-2545	Seals - Spool	16 * 1

*Not Illustrated

TORO PART NUMBER INDEX (Cont.)

3316-979

Part No.	Description	Pg. No.	Ref. No.	Qty.	Part No.	Description	Pg. No.	Ref. No.	Qty.
92-2546	Wiper - Seal	13	25	4	93-2548	Decal - Greensmaster 3100	2	46	1
92-2546	Wiper - Seal	16	64	5	93-3101	Cap - Fuel	24	1	1
92-2547	Plate - Seal Retainer	15	18	5	93-3103	Cap - Hydraulic Reservoir	23	8	1
92-2547	Plate - Seal Retainer	13	24	4	93-3651	Retainer - Boot	13	22	2
92-2548	Seals - Spool	14	*	1	93-3652	Boot - Spool Assembly	14	*	2
92-2548	Seals - Spool	16	*	1	217-60	Rim	8	3	2
92-2549	Seals - Spool	16	*	1	217-60	Rim	29	26	1
92-3058	Spring - Centering	13	41	1	218-461	Nut - Hex.	21	16	1
92-4063	Plug - Filler Cap	23	7	1	218-461	Nut - Hex.	19	25	2
92-6533	Kit - Cushion	19	35	1	218-594	Fuse - 20 Amp	21	7	1
92-6534	Shell	19	36	1	2112-11	Clamp - Muffler	26	14	1
92-7189	Tank - Fuel	24	2	1	232-24	Stem - Valve	8	1	2
92-8020	Adapter - Breather	23	21	1	232-27	Valve Stem w/Cap	29	28	1
92-8690	Steering - Valve Assembly	17	24	1	232-37	Tube - Inner (Optional)	30	*	1
92-8691	Bushing - Seal Gland	18	3	1	233-48	Knob	10	11	1
92-8695	Seal Kit	18	*	1	233-48	Knob	17	17	1
92-8696	Screw - Torx Hd.	18	19	7	237-7	Seal - O-Ring	19	24	1
92-8697	Plate - Wear	18	15	1	237-21	O-Ring	29	45	2
92-8966	Reservoir - Hydraulic	23	5	1	237-21	Seal - O-Ring	27	6	1
92-9152	Hub W.A. - Wheel	29	17	1	237-21	Seal - O-Ring	11	19	7
92-9159	Washer	29	22	2	237-21	Seal - O-Ring	17	29	4
92-9164	Frame Assembly	20	18	1	237-22	Seal - O-Ring	27	2	3
92-9165	Seal - Grease	29	23	2	237-22	Seal - O-Ring	11	11	6
92-9166	Washer - Thrust	29	21	4	237-22	Seal - O-Ring	33	11	5
92-9167	Roller - Clutch	29	20	4	237-30	O-Ring	29	5	4
92-9169	Motor - Hydraulic	29	40	1	237-30	Seal - O-Ring	33	3	5
92-9176	Frame - Pull L.H.	3	24	1	237-30	Seal - O-Ring	11	7	2
92-9177	Frame - Pull R.H.	4	1	1	237-30	Seal - O-Ring	19	19	1
92-9197	Hose - Hydraulic	29	7	2	237-30	Seal - O-Ring	27	27	1
92-9197	Hose - Hydraulic	29	43	2	237-35	Seal - O-Ring	6	11	2
92-9199	Motor - Hydraulic	8	22	2	237-42	Seal - O-Ring	27	4	4
92-9258	Adapter - Valve, Check	12	57	1	237-42	Seal - O-Ring	33	9	3
92-9752	Decal - 3WD	30	56	2	237-42	Seal - O-Ring	11	15	5
92-9753	Housing Assembly	31	*	1	237-42	Seal - O-Ring	17	31	4
92-9754	Plate - Wear	31	16	1	237-54	O-Ring	15	3	6
92-9755	Manifold	31	20	1	237-54	O-Ring	13	6	8
92-9756	Screw - Cap Hex. Hd.	31	13	1	237-58	Seal - O-Ring	11	34	1
92-9757	Rotor Set	31	*	1	237-65	Seal - O-Ring	11	2	7
92-9758	Link - Drive	31	12	7	237-65	Seal - O-Ring	8	15	4
92-9759	End Cover Assembly	31	22	1	237-78	O-Ring	29	47	2
92-9760	Shaft - Coupling	31	10	1	237-78	Seal - O-Ring	6	14	2
92-9761	Link - Drive	9	13	7	237-78	Seal - O-Ring	3	38	2
92-9762	Screw - Cap Hex. Hd.	9	14	1	237-78	Seal - O-Ring	4	38	2
92-9763	Rotor Set	9	*	1	237-79	Seal - O-Ring	33	7	3
92-9764	Hydraulic Pump Assembly	27	9	1	237-79	Seal - O-Ring	11	9	5
92-9766	Plate - Gear 66B	28	14	1	237-79	Seal - O-Ring	23	11	5
92-9767	Assy. - Hose, Cylinder Lift	4	40	1	237-80	O-Ring	29	41	2
92-9767	Assy. - Hose, Cylinder Lift	11	18	1	237-80	Seal - O-Ring	23	4	1
92-9768	Hose - Hydraulic (Bottom)	8	*	1	237-80	Seal - O-Ring	8	13	4
92-9768	Hose - Hydraulic (Bottom)	11	4	1	237-80	Seal - O-Ring	27	25	1
92-9772	Shaft - Drive	28	20	1	237-80	Seal - O-Ring	11	32	3
92-9773	Gear - 66B	28	21	1	237-81	Seal - O-Ring	11	38	1
92-9774	Idler Shaft - Gear Assy.	28	12	1	237-101	Seal - O-Ring	20	26	2
92-9779	Decal - Service	19	34	1	237-123	Seal - O-Ring	23	24	1
93-0113	Tube Assy.	11	5	1	237-143	Grommet	20	40	2
93-0114	Assy. - Tube, Rear Top	12	55	1	237-177	Seal - O-Ring	23	33	3
93-0114	Assy. - Tube, Rear Top	29	4	1	240-11	Grommet	24	3	4
93-0115	Assy. - Tube, Rear Bottom	12	56	1	240-11	Grommet	23	37	3
93-0115	Assy. - Tube, Rear Bottom	29	3	1	242-50	Nut - Lug	29	27	4
93-0116	Hose - Fuel	24	11	1	242-50	Nut - Lug	8	29	8
93-0117	Hose - Fuel	24	17	1	2410-18	Plug	35	2	1
93-0314	Hose - Hydraulic	12	58	1	2410-73	Retainer - Tether	23	10	1
93-1386	Section #5 Assembly	16	*	1	2411-42	Joint - Ball L.H. Thread	10	30	1
93-2499	Decal - Warning	17	36	1	2411-43	Joint - Ball R.H. Thread	10	33	1
93-2529	Fork - Castor	29	29	1	2412-34	Clamp - Hose	27	10	2

*Not Illustrated

TORO PART NUMBER INDEX (Cont.)

Part No.	Description	Pg. Ref. No. No. Qty.	Part No.	Description	Pg. Ref. No. No. Qty.
2412-34	Clamp - Hose	20 24 3	322-6	Screw - Cap Hex. Hd.	27 18 4
2412-34	Clamp - Hose	23 31 3	322-7	Screw - Cap Hex. Hd.	29 1 1
2412-36	Clamp - Hose	23 13 4	322-8	Screw - Cap Hex. Hd.	26 21 2
2412-36	Clamp - Hose	24 16 2	322-14	Screw - Cap Hex. Hd.	23 20 2
2412-41	Clamp - R	24 5 3	322-14	Screw - Cap Hex. Hd.	11 39 3
2412-41	Clamp - R	12 47 4	322-29	Screw - Cap Hex. Hd.	23 22 2
2412-94	Clamp - R	24 10 1	323-4	Screw - Cap Hex. Hd.	17 7 2
2412-106	Clamp - R	21 28 1	323-6	Screw - Cap Hex. Hd.	24 6 3
2412-108	Clamp - Hose	24 12 4	323-6	Screw - Cap Hex. Hd.	23 35 3
2412-133	Clamp - R	19 4 2	323-8	Screw - Cap Hex. Hd.	27 24 2
2412-141	Clamp - Hose	23 41 2	323-12	Screw - Cap Hex. Hd.	26 1 3
251-141	Bearing - Ball	3 22 2	323-13	Screw - Cap Hex. Hd.	1 5 4
251-141	Bearing - Ball	4 37 2	323-29	Screw - Cap Hex. Hd.	29 35 3
251-141	Bearing - Ball	6 45 2	324-7	Screw - Cap Hex. Hd.	26 30 4
251-352	Assembly - Bearing	29 37 1	325-4	Screw - Cap Hex. Hd.	17 19 2
251-352	Screw - Set	29 34 1	325-11	Screw - Cap Hex. Hd.	8 9 8
254-61	Cup - Bearing	29 11 2	3211-2	Screw - Cap Hex. Hd.	10 19 2
254-70	Cone - Bearing	29 10 2	3217-5	Nut - Hex.	20 12 2
256-2	Bushing - Sleeve	10 20 2	3217-6	Nut - Lock	28 1 4
256-155	Bushing - Flange	10 26 2	3217-7	Nut - Hex	13 33 3
256-155	Bushing - Flange	19 28 2	3217-12	Nut - Lock	30 49 1
256-251	Bushing - Sleeve	10 10 2	3218-13	Nut - Jam	20 8 2
282-2	Clevis - Adjusting	1 2 5	3219-2	Nut - Hex.	36 6 1
282-2	Clevis - Rod	10 3 1	3219-14	Nut - Hex.	20 7 2
283-8	Pin - Clevis	3 4 1	3219-14	Nut - Hex.	21 10 6
283-8	Pin - Clevis	4 18 1	3219-18	Nut - Hex.	35 2 1
283-57	Pin - Clevis	10 8 1	3220-2	Nut - Jam	10 2 2
283-61	Pin - Clevis	1 1 5	3220-2	Nut - Jam	1 3 5
283-61	Pin - Clevis	10 4 1	3220-3	Nut - Jam	4 2 2
302-2	Fitting - Grease	6 17 1	3220-3	Nut - Jam	6 2 2
302-2	Fitting - Grease	4 23 1	3220-3	Nut - Jam	3 23 2
302-2	Fitting - Grease Straight	3 34 1	3220-6	Nut - Jam	5 14 1
302-5	Fitting - Grease	32 13 1	3220-6	Nut - Jam	29 32 2
302-5	Fitting - Grease	1 27 1	3220-20	Nut - Jam L.H. Thread	10 31 1
302-5	Fitting - Grease	4 29 4	3229-22	Bolt - Carriage	1 10 2
302-5	Fitting - Grease	29 33 1	3234-1	Screw - Cap Hex. Hd.	2 53 4
302-5	Fitting - Grease Straight	3 15 4	3234-1	Screw - Hex. Flange Hd.	10 6 4
302-5	Fitting - Grease Straight	6 37 5	3234-4	Screw - Cap Hex. Hd.	12 46 2
302-40	Fitting - Grease	29 13 1	3241-2	Screw - Set Square Hd.	27 19 2
302-60	Fitting - Grease 90°	3 8 2	3241-6	Screw - Set Square Hd.	27 13 2
302-60	Fitting - Grease 90°	4 17 2	3245-1	Screw - Set, Hex. Soc. Hd.	32 1 2
302-60	Fitting - Grease 90°	6 32 1	3246-3	Screw - Set	17 12 1
304-61	Clamp - R	11 23 1	3253-3	Washer - Lock	26 26 4
321-2	Screw - Cap Hex. Hd.	23 16 1	3253-3	Washer - Lock	23 39 2
321-3	Screw - Cap Hex. Hd.	20 10 4	3253-3	Washer - Lock	16 57 4
321-3	Screw - Cap Hex. Hd.	19 13 1	3253-4	Washer - Lock	19 2 2
321-3	Screw - Cap Hex. Hd.	2 52 3	3253-4	Washer - Lock	3 2 3
321-4	Screw - Cap Hex. Hd.	21 21 1	3253-4	Washer - Lock	20 9 2
321-4	Screw - Cap Hex. Hd.	26 27 4	3253-4	Washer - Lock	4 20 3
321-4	Screw - Cap Hex. Hd.	8 31 1	3253-4	Washer - Lock	6 28 3
321-4	Screw - Hex. Flange Hd.	1 16 2	3253-4	Washer - Lock	30 57 1
321-5	Screw - Cap Hex. Hd.	8 26 8	3253-6	Washer - Lock	26 29 4
321-11	Screw - Cap Hex. Hd.	23 40 2	3253-21	Washer - Lock	27 23 2
321-11	Screw - Cap Hex. Hd.	2 43 1	3253-21	Washer - Lock	4 27 2
321-11	Screw - Hex. Washer Hd.	8 17 1	3253-21	Washer - Lock	3 35 2
322-1	Screw - Cap Hex. Hd.	3 1 3	3253-21	Washer - Lock	6 35 2
322-1	Screw - Cap Hex. Hd.	4 21 3	3254-1	Washer - Lock	20 6 2
322-1	Screw - Cap Hex. Hd.	6 30 2	3254-1	Washer - Lock	21 31 2
322-1	Screw - Cap Hex. Hd.	27 31 2	3254-5	Washer - Lock	21 15 1
322-2	Screw - Cap Hex. Hd.	19 1 2	3254-6	Washer - I.T.L.W.	10 18 2
322-3	Screw - Cap Hex. Hd.	6 25 1	3255-7	Washer - Lock	21 29 1
322-3	Screw - Cap Hex. Hd.	26 32 6	3255-8	Washer - Lock, Int. Tooth	36 9 1
322-4	Screw - Cap Hex. Hd.	27 32 2	3256-1	Washer - Flat	2 51 10
322-4	Screw - Cap Hex. Hd.	20 36 4	3256-1	Washer - Flat	26 18 8
322-5	Screw - Cap Hex. Hd.	10 36 2	3256-1	Washer - Flat	21 20 8

*Not Illustrated

TORO PART NUMBER INDEX (Cont.)

3316-979

Part No.	Description	Pg. No.	Ref. No.	Qty.	Part No.	Description	Pg. No.	Ref. No.	Qty.
3256-21	Washer - Flat	21	30	2	3296-29	Nut - Lock	27	14	4
3256-22	Washer - Flat	20	3	5	3296-29	Nut - Lock	10	16	2
3256-22	Washer - Flat	8	30	2	3296-29	Nut - Lock	6	29	1
3256-22	Washer - Flat	23	45	1	3296-39	Nut - Lock	1	20	1
3256-22	Washer - Flat	12	52	1	3296-39	Nut - Lock	29	31	3
3256-23	Washer - Flat	27	17	8	3296-42	Nut - Lock	8	25	8
3256-23	Washer - Flat	26	23	2	3296-59	Nut - Lock	10	15	4
3256-23	Washer - Flat	19	30	4	3296-59	Nut - Lock	2	34	8
3256-23	Washer - Flat	20	35	4	32103-12	Nut - Wing	20	14	2
3256-24	Washer - Flat	10	14	6	32104-76	Screw - Self Tapping	20	1	5
3256-24	Washer - Flat	4	26	2	32108-100	Screw - Flat Hd.	8	16	1
3256-24	Washer - Flat	6	34	2	32120-8	Ring - Retaining	5	10	1
3256-24	Washer - Flat	2	35	5	32121-6	Pin - Roll	10	39	1
3256-24	Washer - Flat	3	36	2	32121-6	Pin - Roll	2	41	1
3256-26	Washer - Flat	4	12	1	32121-35	Pin - Roll	1	32	8
3256-26	Washer - Flat	6	20	1	32121-45	Pin - Roll	19	14	1
3256-26	Washer - Flat	3	31	1	32121-45	Pin - Roll	10	28	1
3256-26	Washer - Flat	17	34	2	32121-51	Pin - Roll	10	43	1
3256-28	Washer - Flat	30	50	1	32122-35	Screw - Truss Head	36	8	1
3256-63	Washer - Flat	24	7	1	32128-20	Nut - Flange Lock	11	24	3
3256-71	Washer - Flat	23	19	4	32128-20	Nut - Flange Lock	10	27	1
3256-80	Washer - Flat	17	2	3	32128-20	Nut - Flange Lock	27	29	2
3257-42	Key - Woodruff	8	11	2	32128-20	Nut - Flange Lock	26	31	8
3257-42	Key - Woodruff	9	17	1	32128-20	Nut - Lock, Flange	36	3	1
3272-4	Pin - Cotter	10	13	1	32128-33	Nut - Flange Lock	1	18	2
3272-6	Pin - Cotter	1	30	5	32128-33	Nut - Lock	8	32	1
3272-6	Pin - Cotter	10	41	1	32136-9	Nut - Hex. Slotted	29	8	1
3272-11	Pin - Cotter	3	5	2	32141-111	Nut Flange Lock	1	11	1
3272-11	Pin - Cotter	19	9	1	32144-21	Screw - Round Hd.	17	8	2
3272-11	Pin - Cotter	4	13	2	32148-6	Insert - Threaded	1	19	8
3272-11	Pin - Cotter	6	19	1	32149-2	Nut - Keps	20	37	2
3272-37	Pin - Cotter	29	9	1	32149-7	Nut - Keps	20	41	2
3273-26	Screw - Hex. Socket Hd.	21	18	4	32151-10	Ring - Retainer	29	24	2
3274-7	Screw - Socket Hd.	26	9	2	32151-41	Ring - Retaining	34	9	1
3274-12	Screw - Hex. Socket Hd.	19	29	4	32152-10	Nut - Hex.	7	2	1
3274-15	Screw - Fillister Hd.	13	43	2	32152-10	Nut - Lock	5	2	1
3274-31	Screw - Hex. Socket Hd.	1	15	4	340-1	Fitting - Hydraulic Straight	17	30	4
3274-39	Screw - Cap Hex. Hd.	17	21	6	340-7	Fitting - Hydraulic	29	42	2
3274-52	Screw - Hex, Socket Hd.	13	20	4	340-14	Fitting - Hydraulic 45°	8	14	4
3274-52	Screw - Hex. Socket Hd.	15	45	6	340-14	Fitting - Hydraulic 45°	12	54	1
3274-63	Screw - Hex. Socket Hd.	17	33	2	340-16	Fitting - Hydraulic 90°	11	33	1
3274-69	Screw - Hex. Socket Hd.	21	1	8	340-18	Fitting - Hydraulic 90°	11	13	1
3274-70	Screw - Hex, Socket Hd.	13	1	2	340-77	Fitting - Hydraulic 90°	33	10	2
3274-80	Screw - Cap Hex. Hd.	17	1	3	340-77	Fitting - Hydraulic 90°	11	14	2
3274-84	Screw - Cap, Hex. Hd.	16	58	4	340-82	Fitting - Hydraulic 90°	11	44	1
3274-91	Screw - Hex. Socket Hd.	20	4	3	340-82	Fitting - Hydraulic 90°	27	5	1
3284-3	Pin - Groove	19	15	1	340-87	Fitting - Hydraulic 45°	27	3	3
3290-277	Nut - Speed	17	22	6	340-87	Fitting - Hydraulic 45°	33	15	1
3290-317	Washer - Wave	3	18	2	340-98	Fitting - Hydraulic 90°	33	14	2
3290-317	Washer - Wave	4	32	2	340-101	Fitting - Hydraulic 45°	33	6	1
3290-317	Washer - Wave	6	40	2	340-101	Fitting - Hydraulic 45°	11	8	1
3290-357	Nut - Flange Lock	26	8	3	340-103	Fitting - Hydraulic 45°	6	12	2
3290-379	Tie - Cable	6	47	1	340-105	Fitting - Hydraulic 90°	27	26	1
3290-470	Screw - Flat Hd.	20	22	2	340-132	Fitting - Hydraulic 90°	29	46	2
3290-496	Nut - Retaining	29	14	1	340-138	Fitting - Hydraulic 45°	11	12	2
3296-4	Nut - Lock	10	22	2	340-151	Fitting - Tee	12	59	1
3296-16	Nut - Lock	19	11	1	351-78	Edging	19	40	1
3296-16	Nut - Lock	1	21	2	353-301	Poppet	13	27	1
3296-16	Nut - Lock	21	24	9	353-302	O-Ring	15	7	3
3296-16	Nut - Lock	20	34	3	353-302	O-Ring	13	10	3
3296-16	Nut - Lock	12	49	2	353-303	Ring - Backup	15	8	6
3296-23	Nut - Lock	8	19	8	353-303	Ring - Backup	13	9	6
3296-23	Nut - Lock	29	39	2	353-304	Spring	13	28	1
3296-27	Nut - Lock	21	11	4	353-305	O-Ring	15	5	5
3296-29	Nut - Lock	19	8	4	353-305	O-Ring	13	8	4

*Not Illustrated

TORO PART NUMBER INDEX (Cont.)

Part No.	Description	Pg. Ref. No. No. Qty.	Part No.	Description	Pg. Ref. No. No. Qty.
353-306	Ring - Backup	15 4 5	353-772	Left End Cover	13 34 1
353-306	Ring - Backup	13 7 4	353-777	Body - Motor	34 12 1
353-328	Washer - Shim	13 15A/R	353-780	Bonnet - R. Detent	13 42 1
353-328	Washer - Shim	15 32A/R	353-780	Positioner - R. Detent (Out)	14 * 1
353-329	Washer - Shim	13 16A/R	353-780	Spud - Detent Out	14 50 1
353-329	Washer - Shim	15 33A/R	353-808	Collar - Spring	15 24 1
353-330	Washer - Shim	13 17A/R	353-829	Collar Spool	15 26 1
353-330	Washer - Shim	15 34A/R	353-830	O-Ring	15 25 1
353-331	O-Ring	13 29 1	353-831	Spring	15 21 1
353-334	Cap - Relief	13 19 2	353-833	Positioner Assembly	16 * 1
353-334	Cap - Relief	15 36 2	353-835	Seals - Section Set	14 * 1
353-392	Seal - Relief Poppet PTFE	13 13 2	353-835	Seals - Section Set	16 * 1
353-392	Seal - Relief Poppet PTFE	15 30 2	353-837	Section #2 Complete	14 * 1
353-398	Spring	15 35 1	353-839	Positioner - DI (SPL) Assy.	14 * 1
353-417	Collar Spring	15 20 2	353-840	Position - DI (SP) Assy.	16 * 1
353-417	Collar Spring	13 40 2	353-841	Position - Spool Assembly	16 * 1
353-481	Plug - Load Check	15 2 3	353-844	Plus Series	16 55 1
353-481	Plug - Load Check	13 5 3	353-845	Sleeve - Detent	15 41 1
353-483	Body - Anticavitation	16 61 1	353-846	Spud - DI (SPL)	15 40 1
353-484	Retainer - Ball	16 62 1	353-847	Bonnet (SPL)	15 38 1
353-529	Plate Seal	15 22 1	353-848	O-Ring	15 14 1
353-530	Spring	15 23 1	353-849	Sleeve	15 39 1
353-531	Poppet Assembly	15 31 2	353-850	O-Ring	16 56 1
353-531	Poppet Assy.	13 14 2	353-851	Body - Relief CP-RC Mod.	13 12 1
353-550	Plug - Hydraulic	23 38 1	353-851	Body - Relief CP-RC Mod.	15 29 2
353-550	Plug Assembly	15 13 1	353-853	Bolt - Hex Hd.	15 10 3
353-559	Retainer - Boot	15 47 3	353-854	Boot - Spool Assembly	16 * 3
353-560	Washer - Breather	16 48 3	353-855	Spring	13 18 2
353-563	Fitting - Hydraulic Straight	20 25 1	353-855	Spring	15 44 1
353-564	Fitting - Hydraulic 90°	20 31 1	353-884	Key - Woodruff	28 19 4
353-575	Boot - Dust Cap	13 21 2	353-886	Ring - Retaining	28 18 2
353-575	Boot - Dust Cap	15 46 3	353-922	Seal - Ring	28 23 10
353-579	Spring	13 45 1	353-923	Bearing Plate Assembly	28 26 2
353-586	Bearing - Needle	34 13 4	353-952	Ring - Backup	13 32 1
353-588	Cover - Motor	34 3 1	353-953	Plug Assembly	16 54 1
353-591	Block - Anti-Extrusion	34 8 1	353-957	Seal - Lip	15 15 6
353-592	Drive Shaft Assembly	34 16 1	353-957	Seal - Lip	13 26 4
353-593	Idler Gear Assembly	34 7 1	353-958	Ring - Backup	15 16 1
353-594	Seal Assembly	34 14 1	353-967	Gear - 33B	28 24 6
353-595	Plate - Wear	34 15 1	353-969	Plate - Gear 33B	28 25 3
353-596	O-Ring	34 17 1	354-2	Body Assembly	28 15 1
353-597	Bridging - Insert	34 5 1	354-3	Bearing Plate Assembly	28 22 1
353-598	Gasket - Insert	34 6 1	354-4	Bearing Plate Assembly	28 28 1
353-599	Pin - Dowel	34 4 2	354-5	Adapter - Splined	28 27 1
353-600	Washer	34 2 4	354-6	Plate - Gear 18B	28 30 1
353-601	Screw - Hex Socket Hd.	34 1 4	354-7	Cover Assembly	28 31 1
353-642	Relief - RC Mod.	14 * 2	354-8	Drive Shaft - Gear Assy.	28 29 1
353-642	Relief - RC Mod. Assembly	16 * 1	354-9	Idler Shaft - Gear Assy.	28 5 1
353-668	Plate - Cap, Cover RH	15 11 1	354-11	Pin - Dowel	28 4 2
353-721	Plug	13 35 2	354-12	Pin - Dowel	28 6 2
353-727	Bonnet	13 2 1	354-13	Pin - Dowel	28 11 4
353-728	Sleeve	14 49 1	354-14	Pin - Dowel	28 13 2
353-729	Spud - Detent	13 3 1	354-15	Seal - Shaft	28 17 1
353-730	Spring	15 42 1	354-16	Washer - Lock	28 2 4
353-731	Ball	15 43 1	354-17	Stud - Threaded	28 3 4
353-732	Sleeve - Detent	14 52 1	354-25	Section #4 Assembly	16 * 1
353-733	Spacer - Bonnet	13 4 1	354-26	Bonnet	15 27 2
353-733	Spacer - Bonnet	15 19 2	354-28	Screw - Hex, Socket Hd.	15 28 2
353-737	Ball	16 63 1	354-29	Plate - Thrust	13 48 1
353-758	Seal - O-Ring	13 31 1	354-35	Gasket	28 32 1
353-760	Body Relief	13 30 1	354-120	Fitting - Hydraulic 90°	23 27 3
353-763	Cap - Adjustment	13 44 1	354-121	Fitting - Hydraulic Straight	23 12 1
353-766	Relief WH (2000) PSI Assy.	14 * 1	354-122	Disc - Seal	16 52 1
353-768	Section #1 Complete	14 * 1	354-129	Anticavitation Check Assy.	16 * 1
353-770	Section #3 Assembly	16 * 1			

*Not Illustrated

PRODUCT CHANGES

In an effort to make improvements available to TORO owners as quickly as possible, minor changes are incorporated into Toro's products from time to time that do not become immediately shown in the Parts Catalog. If such a change has been made in your unit, which is not reflected in your manual, see your TORO Distributor or his Authorized TORO Service Dealer for information and part numbers.

IDENTIFICATION AND ORDERING

MODEL AND SERIAL NUMBERS

The Greensmaster 3100 has two identification numbers; a model number and a serial number. The two numbers are stamped on a plate which is located on the main frame under the seat. In any correspondence concerning the Greensmaster 3100, supply model and serial numbers to assure that correct information and replacement parts are obtained.

To order replacement parts from an Authorized TORO Service Dealer, supply the following information:

1. Model and serial number of the Greensmaster 3100.
2. Part number, description, and the quantity of part(s) desired.

NOTE: Do not order by reference number if a parts catalog is being used; use the PART NUMBER.

TABLE OF CONTENTS

Description	Page	Description	Page
Control Pedal Assembly	1-2	Control Panel Assembly	21
Pull Frame Assembly L.H.	3	Electrical Schematic	22
Pull Frame Assembly R.H.	4	Hydraulic Reservoir Assembly	23
Hydraulic Cylinder Assembly No. 83-2580	5	Fuel Tank Assembly	24
Pull Frame Assembly Rear	6	Hydraulic Schematic	25
Hydraulic Cylinder Assembly No. 83-7230	7	Engine Installation Assembly	26
Front Wheel & Brake Assembly	8	Hydraulic Pump Installation Assembly	27
Hydraulic Drive Motor Assembly No. 92-9199	9	Hydraulic Pump Assembly No. 92-9764	28
Traction Controls Assembly	10	Rear Wheel Assembly	29-30
Control Valve Installation Assembly	11-12	Hydraulic Drive Motor Assembly No. 92-9169 ...	31
Control Valve Assembly No. 84-2203		Hydraulic Cylinder Assembly No. 83-2330	32
(Sections 1 & 2)	13-14	Reel Motor Installation Assembly	33
Control Valve Assembly No. 84-2203		Reel Motor Assembly No. 70-9800	34
(Sections 3 thru 5)	15-16	Special Tools	35-36
Steering Arm Assembly	17	Briggs & Stratton Engine Assembly	
Power Steering Valve Assembly No. 92-8690 ...	18	Model 303447-0411-01	37-47
Seat Assembly	19	International Parts Reference	48-49
Frame Assembly	20	Part Number Index	50-56

