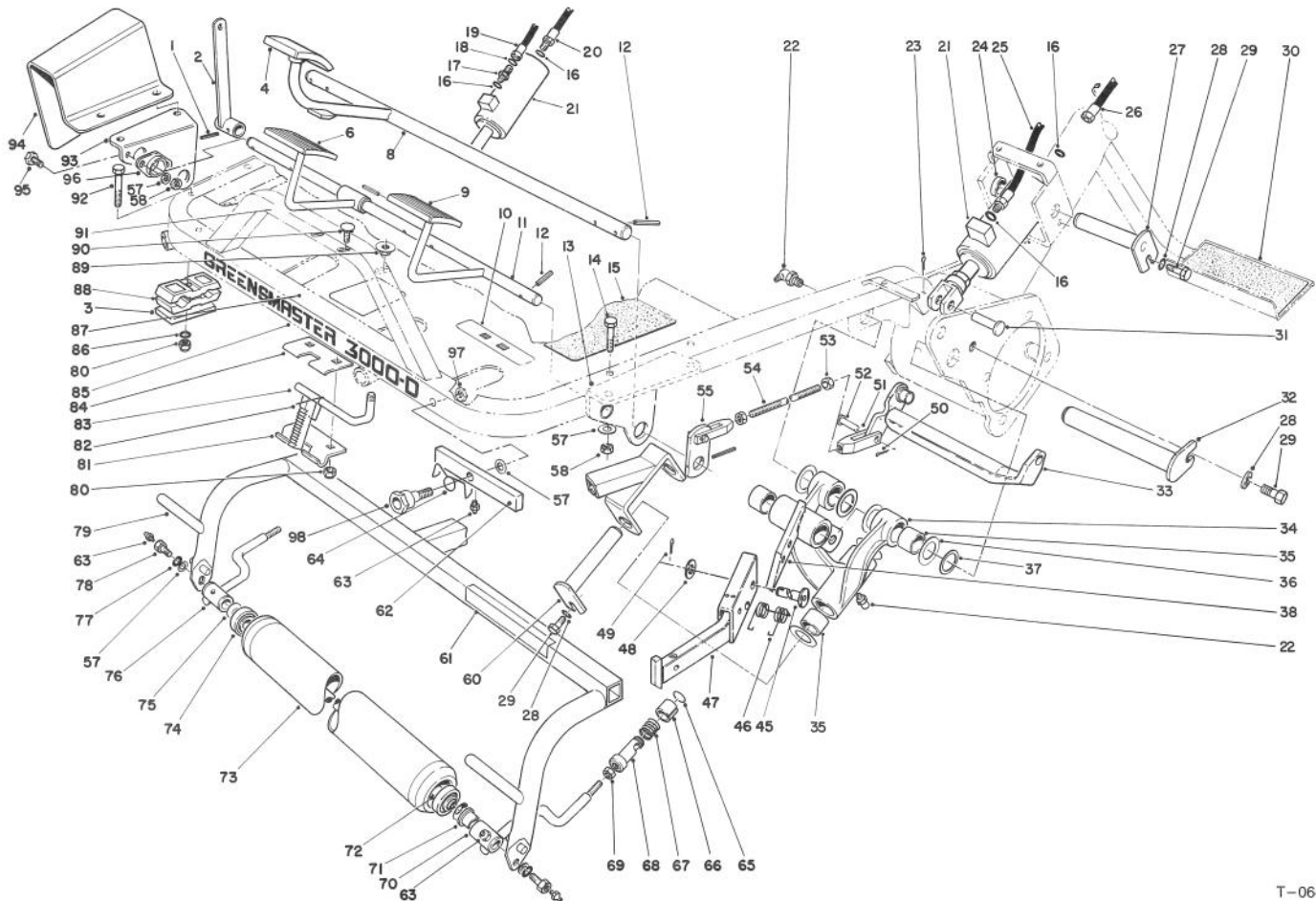




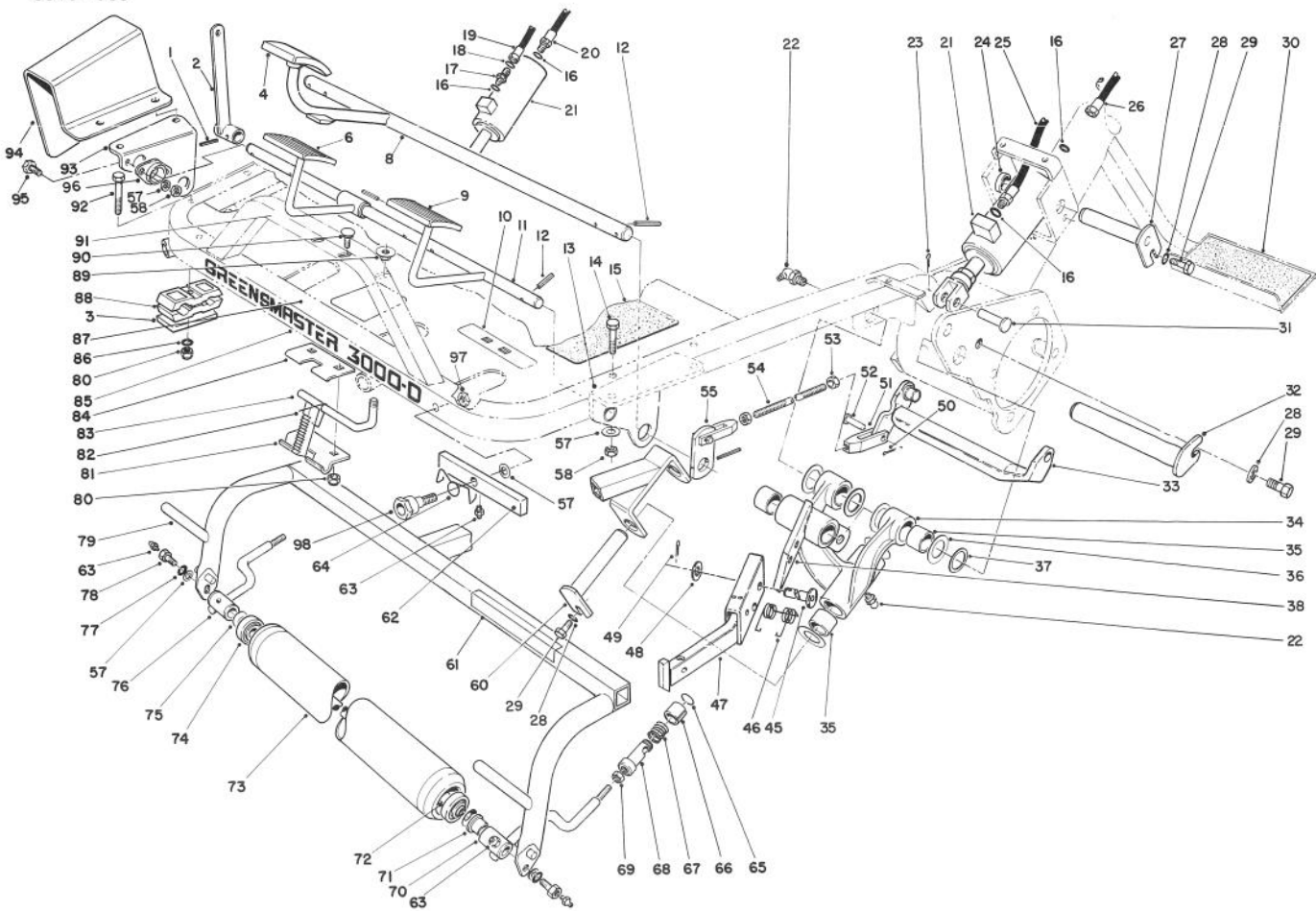
MODEL NO. 04375-50001 &amp; UP

PARTS  
CATALOGGREENMASTER® 3000-D  
TRACTION UNIT

T-0642A

## FOOT PEDALS &amp; ROLLER ASSEMBLY

Ref. No.	Part No.	Description	No. Used	Ref. No.	Part No.	Description	No. Used
1	32121-6	Pin - Roll	1	18	237-21	O-Ring	1
2	49-6200	Lever - Cutting Control	1	19	63-3950	Hose - Hydraulic	1
3	69-9760	Plate - Cover	1	20	88-9700	Hose - Hydraulic	1
4	49-6170	Foot Pad - Brake	1	21	84-8290	Hydraulic Cylinder Assy.	2
6	10-8250	Foot Pad - Mow	1	22	302-60	Fitting - Grease	4
8	83-0160	Brake Shaft	1	23	3272-11	Pin - Cotter	2
9	10-8240	Foot Pad - Lift	1	24	74-3730	Spacer - Cylinder	2
10	51-0050	Decal - Mow/Lift	1	25	63-3850	Hose - Cylinder	1
11	88-9660	Shaft - Cutting Control	1	26	63-3890	Hose - Cylinder	1
12	32121-35	Pin - Roll	8	27	10-6060	Pin - Cylinder, Pivot	2
13	88-9640	Lift Pivot Bracket - LH	1	28	3253-4	Washer - Lock	5
14	323-10	Screw - Cap, Hex Hd.	4	29	322-1	Screw - Cap, Hex. Hd.	5
15	49-6120	Pad - Footrest	1	30	62-2660	Pad - Step	1
16	237-78	O-Ring	4	31	283-8	Pin - Clevis	2
17	340-92	Fitting - Straight (Incl. Ref. #16 & 18)	1	32	10-6110	Pin - Hinge	2
				33	71-1510	Arm - Brake	1

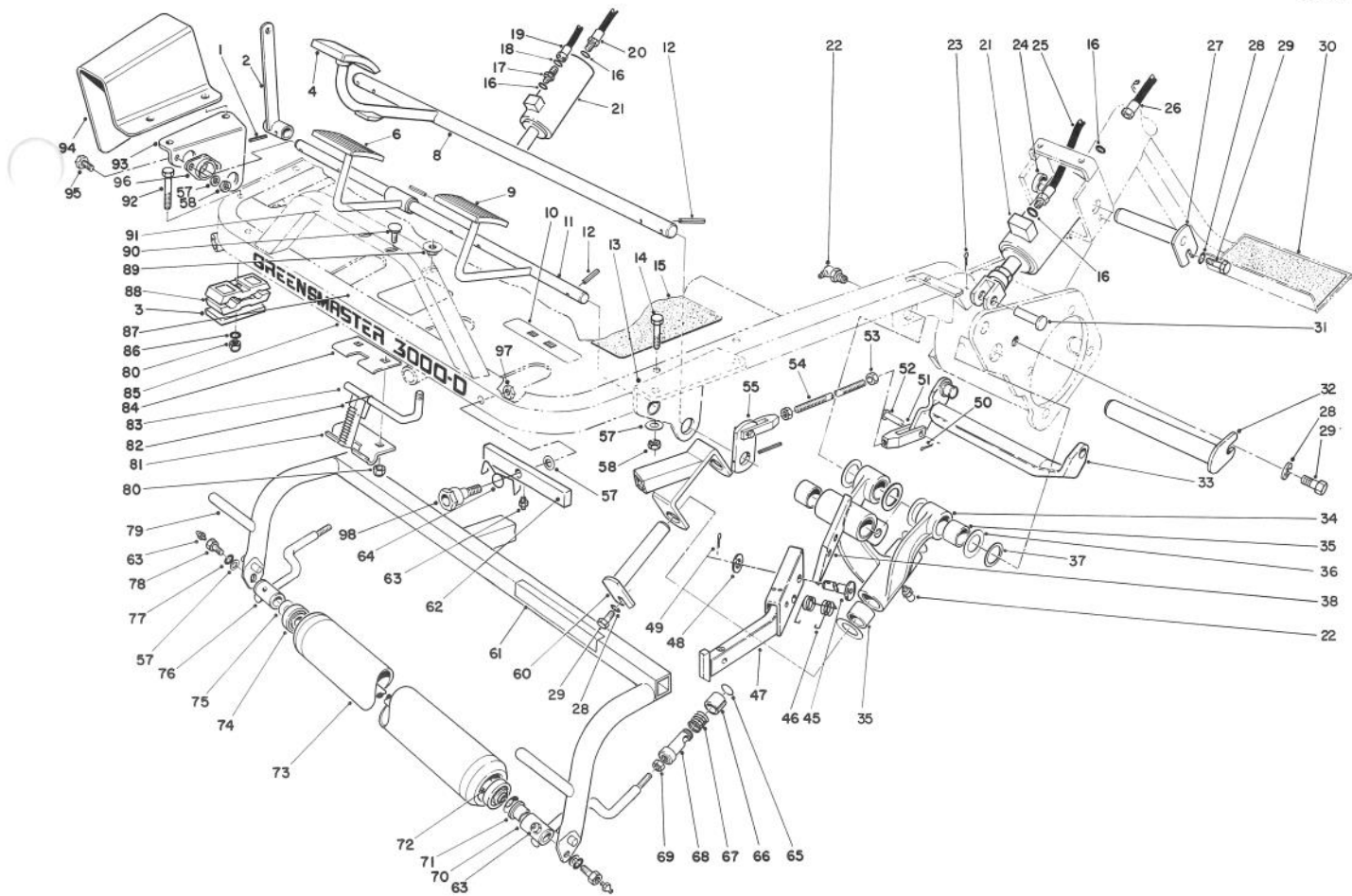


T-0642A

## FOOT PEDALS AND ROLLER ASSEMBLY (Continued)

Ref. No.	Part No.	Description	No. Used
34	10-7820	Pivot Hinge Assembly (Incl. Ref. #35)	1
35	3-0348	Bushing - Sleeve	6
36	10-8110	Washer - Thrust	6
37	5-1226	Washer - Shim	2
38	62-2460	Lift Arm Assembly - LH (Incl. Ref. #35)	1
45	63-8750	Pin - Pivot	1
46	57-7650	Spring - Torsion	1
47	62-2390	Bar - Lift, LH	1
48	3256-26	Washer - Flat	2
49	3272-12	Pin - Cotter	1
50	3272-6	Pin - Cotter	4
51	282-2	Yoke	4
52	283-1	Pin - Clevis	4
53	3220-2	Nut - Jam	4
54	27-2270	Rod - Adjustment, Brake	2
55	10-8100	Strap - Shaft, Brake	2
57	3256-24	Washer - Flat	15
58	3296-59	Nut - Lock	8
60	10-6090	Pin - Pivot	1
61	62-5070	Decal - Danger	1
62	83-0060	Pivot - Lift	1
63	302-5	Fitting - Grease	13
64	83-0080	Spring - Torsion	1
65		Ring - Retaining	6

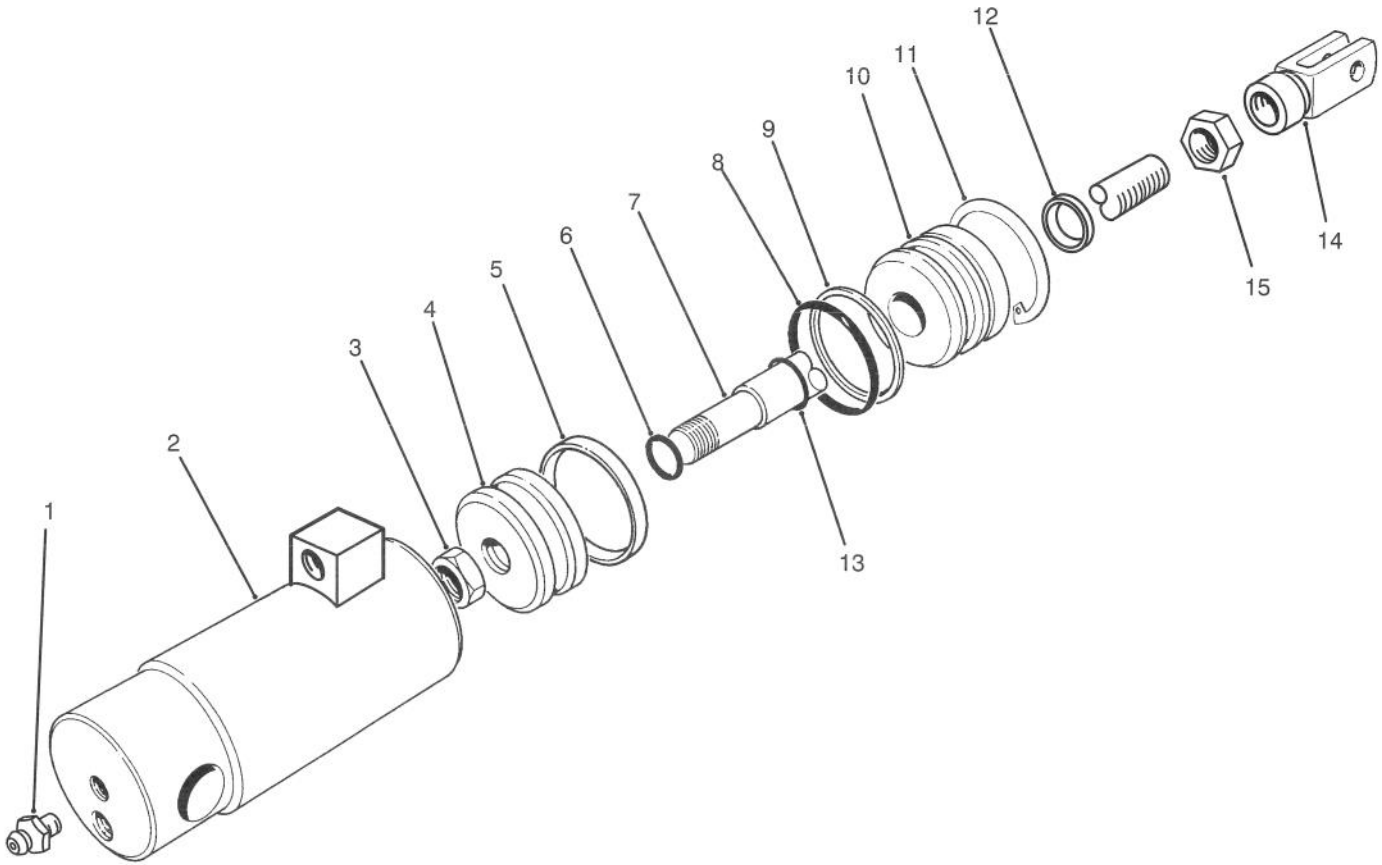
Ref. No.	Part No.	Description	No. Used
66		Sleeve	6
67		Spring	6
68	8-7710	Ball Joint Receiver Assy. (Incl. Ref. #65-67)	6
69	3220-3	Nut - Jam	6
70	92-0586	Pull Arm Assembly - LH (Incl. Ref. #71)	3
71	3-1506	Bushing - Flange	12
72	21-8470	Shaft - Yoke, Roller	3
73	52-2720	Roller Assembly (Incl. Ref. #74)	3
74	251-141	Bearing - Ball	6
75	3290-317	Washer - Spring	6
76	92-0585	Pull Arm Assembly - RH (Incl. Ref. #71)	3
77	3253-21	Washer - Lock	8
78	11-0160	Screw Assy. - Shaft, Roller (Incl. Ref. #63)	6
79	92-9176	Frame - Pull, LH	1
80	3296-16	Nut - Lock	3
81	10-7890	Hinge - Lower, Park Brake	1
82	10-8140	Spring - Latch, Brake	1
83	10-7850	Latch - Brake, Parking	1
84	10-7880	Hinge - Upper, Park. Brake	1
85	88-9720	Decal - GR 3000D	1
86	3253-3	Washer - Lock	1



T-0642A

## FOOT PEDALS AND ROLLER ASSEMBLY (Continued)

Ref. No.	Part No.	Description	No. Used	Ref. No.	Part No.	Description	No. Used
87	27-2830	Decal - Brake, Parking	1	93	88-9630	Bracket - Lift, Pivot RH	1
88	56-7970	Clamp - Tube	2	94	49-6110	Guard - Rod, Transfer	1
89	32141-111	Nut - Lock, Flange Hd.	1	95	3234-1	Screw - Hex. Flange Hd.	4
90	3229-22	Bolt - Carriage	2	96	27-2320	Bearing - Side Flange	2
91	83-0140	Pedal - Foot	1	97	3290-357	Nut - Lock	1
92	321-23	Screw - Cap, Hex. Hd.	1	98	83-2590	Bolt - Shoulder	1



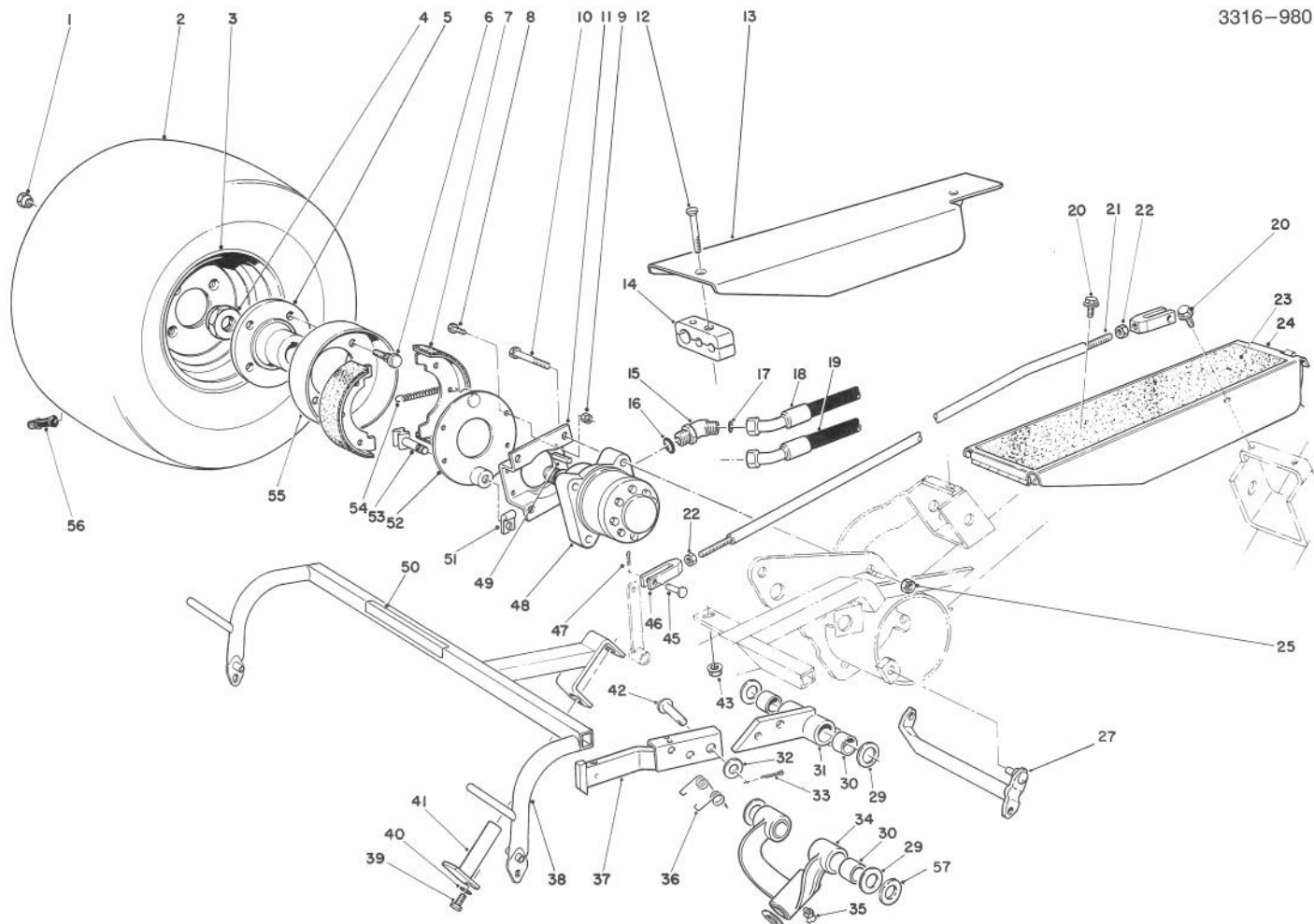
T-1373

## FRONT HYDRAULIC CYLINDER NO. 84-8290

Ref. No.	Part No.	Description	No. Used
1	302-2	Fitting - Grease	2
2		Barrel Assembly	1
3	32152-10	Nut-Lock	1
4	52-1990	Piston	1
5		O-Ring	1
7	76-1860	Shaft	1
8		O-Ring	1
9		Washer - Backup	1

Ref. No.	Part No.	Description	No. Used
10	65-4860	Head	1
11	32120-8	Ring - Retaining, Internal	1
12		Dust Seal	1
13		Seal	1
14	76-1850	Clevis	1
15	3220-6	Nut - Jam	1
*	86-5390	Seal Repair Kit (Incl. Ref.#5, 6, 8, 9 & 12-13)	1

\*Not Illustrated

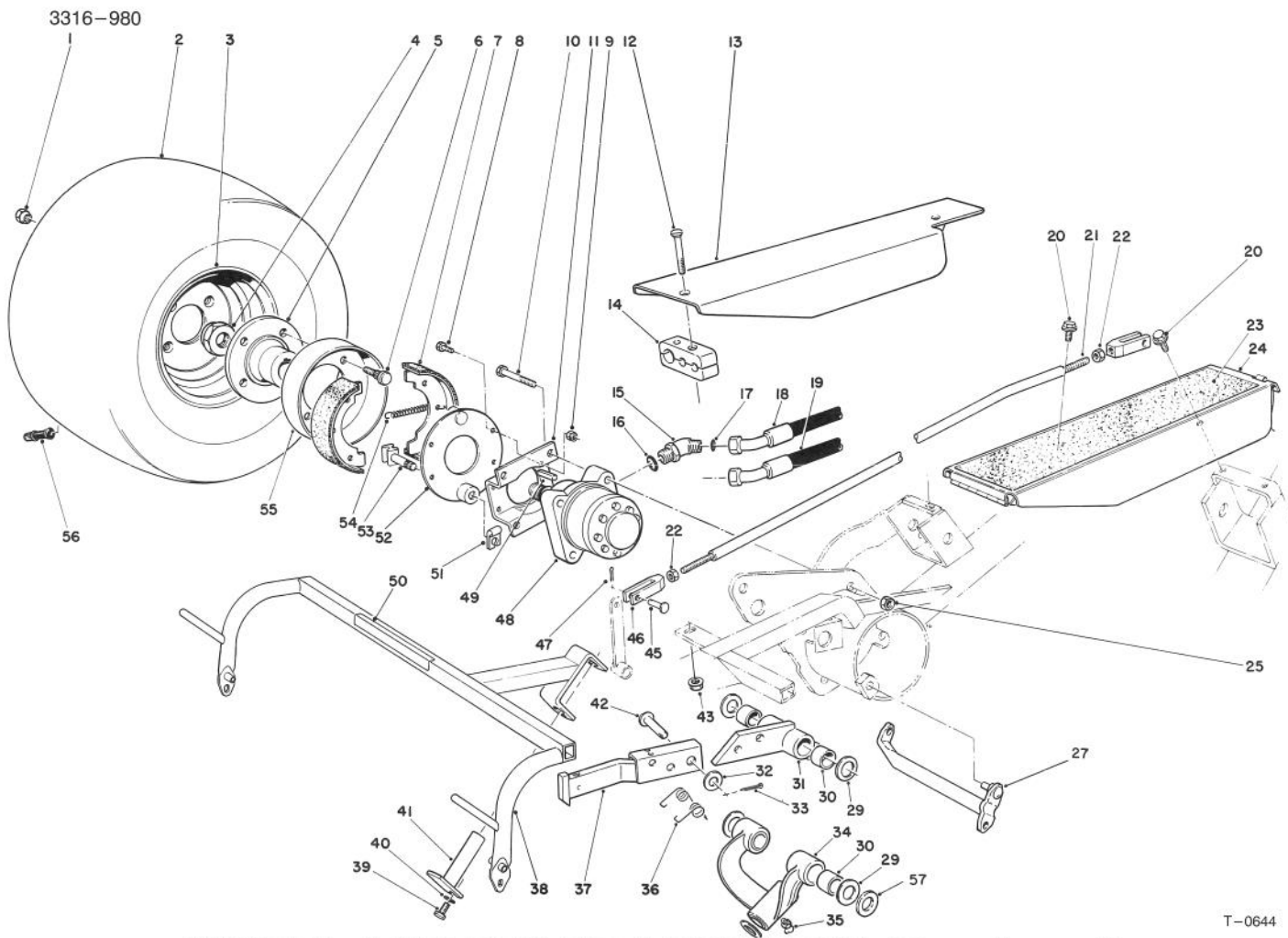


T-0644

## WHEEL AND BRAKE ASSEMBLY

Ref. No.	Part No.	Description	No. Used	Ref. No.	Part No.	Description	No. Used
1	242-50	Nut - Wheel	8	20	3234-13	Screw - Hex. Flange Hd.	4
2	28-3680	Tire	2	21	49-5430	Rod - Control	1
*	231-124	Tire - Treaded (Optional)	2	22	3220-2	Nut - Jam	2
*	232-37	Tube - Inner (Optional)	2	23	10-8220	Pad - Tool Box	1
*	62-2580	Spacer (Optional) (For use with 231-124)	2	24	49-5410	Box - Tool	1
3	217-60	Rim	2	25	3296-23	Nut - Lock	8
4	26-3790	Nut - Lock	2	27	71-1510	Lever - Brake	1
5	10-6870	Hub - Wheel	2	29	10-8110	Washer - Thrust	6
6	85-6540	Stud - Drive Type	8	30	3-0348	Bushing - Sleeve	6
7	70-9840	Shoe & Lining Assembly	4	31	62-2440	Lift Arm Assembly RH (Incl. Ref. #30)	1
8	321-5	Screw - Cap, Hex. Hd.	8	32	3256-26	Washer - Flat	1
9	3296-16	Nut - Lock	8	33	3272-12	Pin - Cotter	1
10	325-11	Screw - Cap, Hex. Hd.	8	34	10-7820	Pivot Hinge Assembly	1
11	84-2000	Bracket - Brake	4	35	302-60	Fitting - Grease	1
12	32108-100	Screw - Flat Head	3	36	57-7650	Spring - Torsion	1
13	49-5450	Plate - Cover	1	37	62-2420	Bar - RH Arm, Lift	1
14	57-6140	Clamp - Tube, Side	4	38	92-9177	Frame - Pull, RH	1
15	340-14	Fitting - Hydraulic (Incl. Ref. #16 & 17)	4	39	322-1	Screw - Cap, Hex. Hd.	1
16	237-80	O-Ring	4	40	3253-4	Washer - Lock	1
17	237-65	O-Ring	4	41	10-6090	Pin - Pivot	1
18	70-8600	Hose - Hyd. Upper, RH	1	42	63-8750	Pin - Pivot	1
*	70-8610	Hose - Hyd. Upper, LH	1	43	3296-16	Nut - Lock	3
19	83-2460	Hose - Hyd. Lower, RH	1	45	283-1	Pin - Clevis	2
*	70-7150	Hose - Hyd. Lower, LH	1	46	282-2	Yoke	2
				47	3272-6	Pin - Cotter	2

\*Not Illustrated

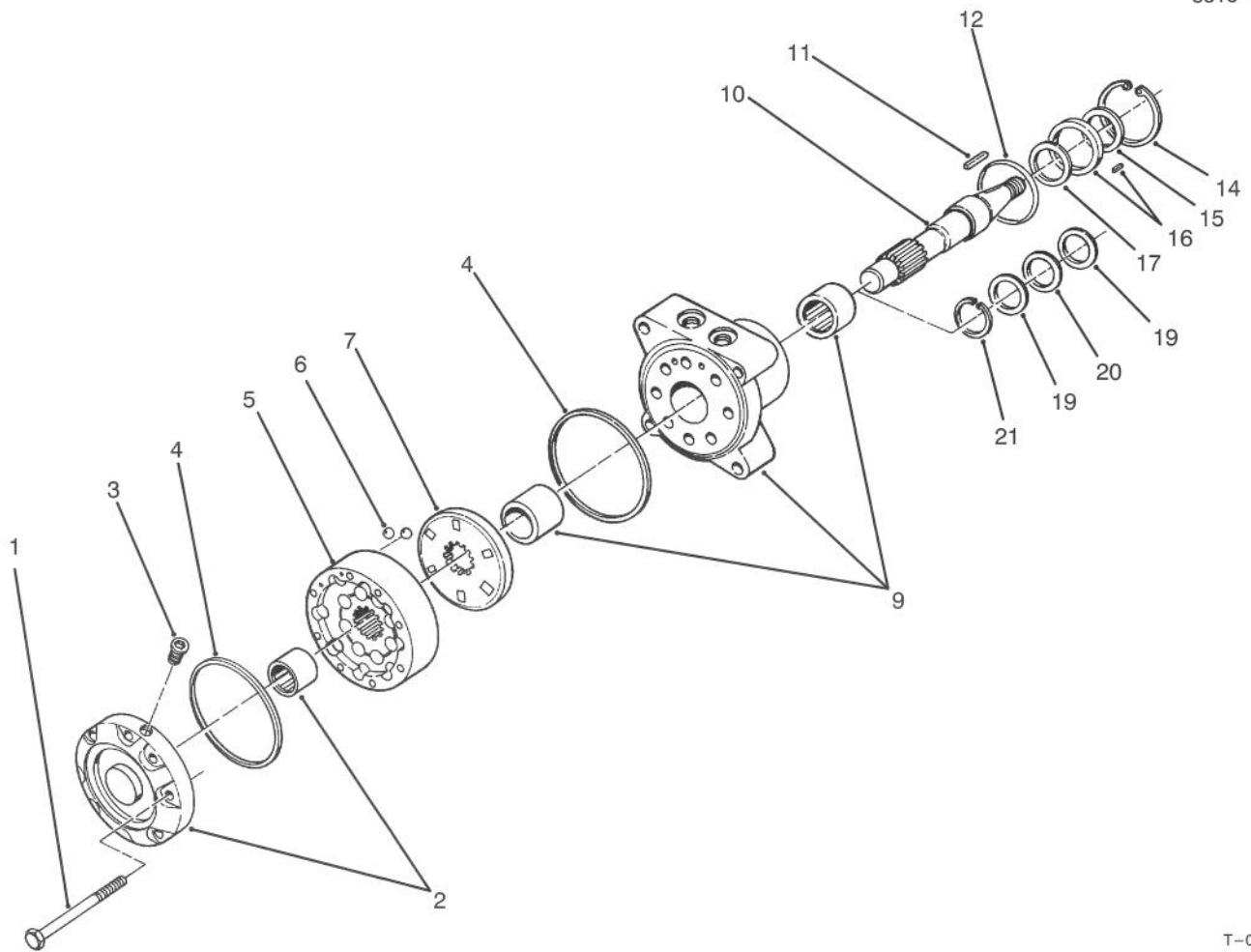


T-0644

## WHEEL AND BRAKE ASSEMBLY (Continued)

Ref. No.	Part No.	Description	No. Used
48	66-5292	Motor - Hydraulic (Incl. Ref. #49)	2
49	65-4640	Key - Square	2
50	62-5070	Decal - Danger	1
51	70-9850	Clip	2
52	70-9870	Plate - Support, Brake	2

Ref. No.	Part No.	Description	No. Used
53	70-9860	Cam - Brake	2
54	70-9880	Spring - Extension	4
55	10-6820	Brake Drum Assembly (Incl. Ref. #5 & 6)	2
56	232-24	Valve Stem & Cap	2
57	5-1226	Washer - Shim	2



T-0274

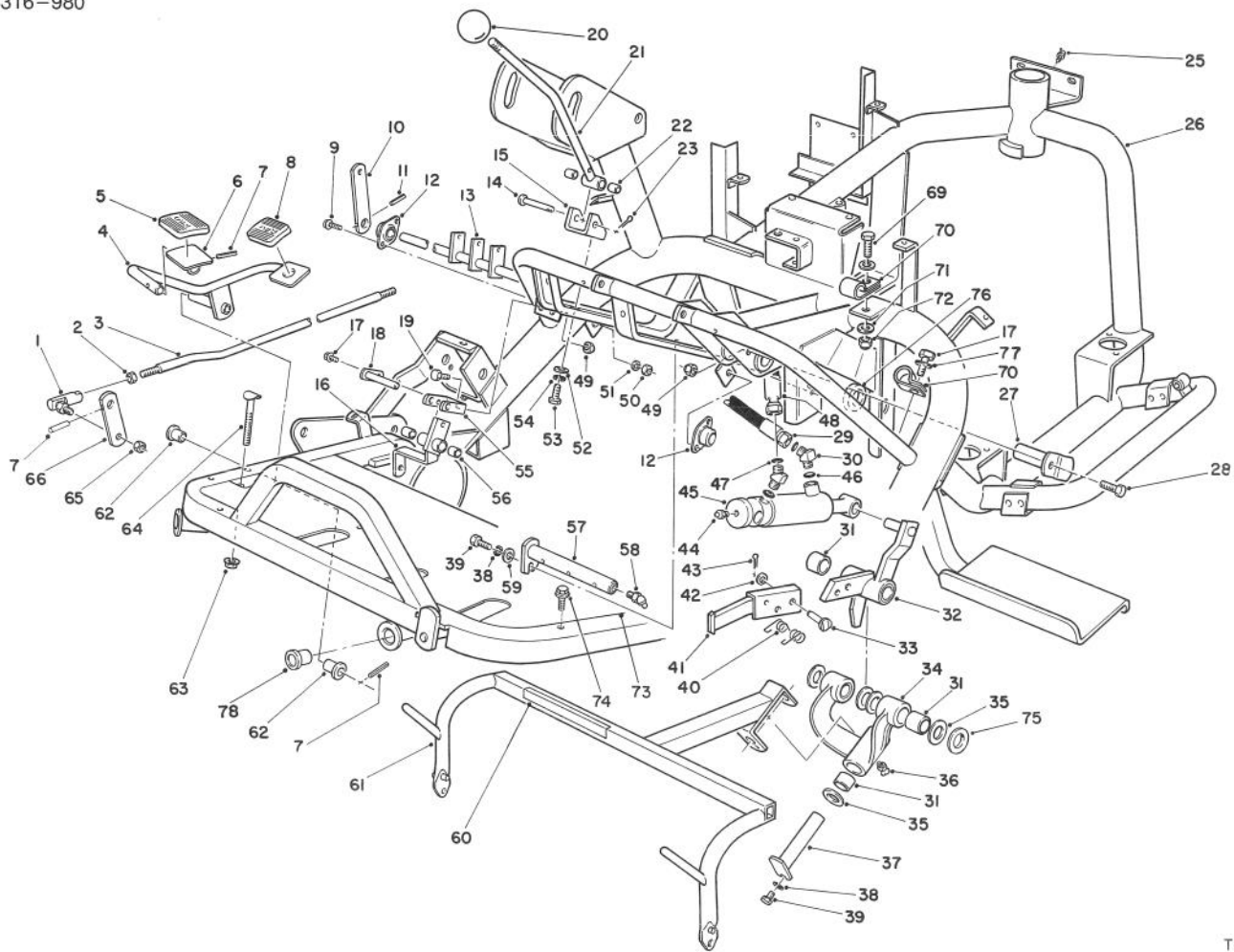
## HYDRAULIC DRIVE MOTOR NO. 66-5292

Ref. No.	Part No.	Description	No. Used
1	70-8160	Screw - Cap, Hex. Hd.	8
2		Cover & Bearing Assembly	1
3	65-4560	Plug - Hex. (Hollow)	1
4	65-4570	Seal - Square Ring	2
5	70-8180	IGR Assembly	1
6	65-4550	Valve - Ball, Check	2
7	70-8150	Plate - Valve	1
9	70-8140	Body & Bearing Assembly (Incl. Ref. #2)	1
10	70-8190	Shaft	1
11	65-4640	Key - Square	1
12	65-4620	O-Ring	1

Ref. No.	Part No.	Description	No. Used
13	65-4650	Nut - Slotted	1
14	65-4500	Seal - Snap Ring	1
†15		Seal - Dust	1
†16		Retainer - Pin	1
†17		Seal - Lip	1
*	65-4690	Seal/Retainer Assembly (Incl. Ref. #15-17)	1
19	65-4600	Washer - Thrust	2
20	65-4610	Bearing - Thrust	1
21	70-8170	Ring - Snap	1
*	65-4700	Body Seal Kit (Incl. Ref. #4, 12 & 15-17)	1

\*Not Illustrated

†Not available from Toro as a replacement part.

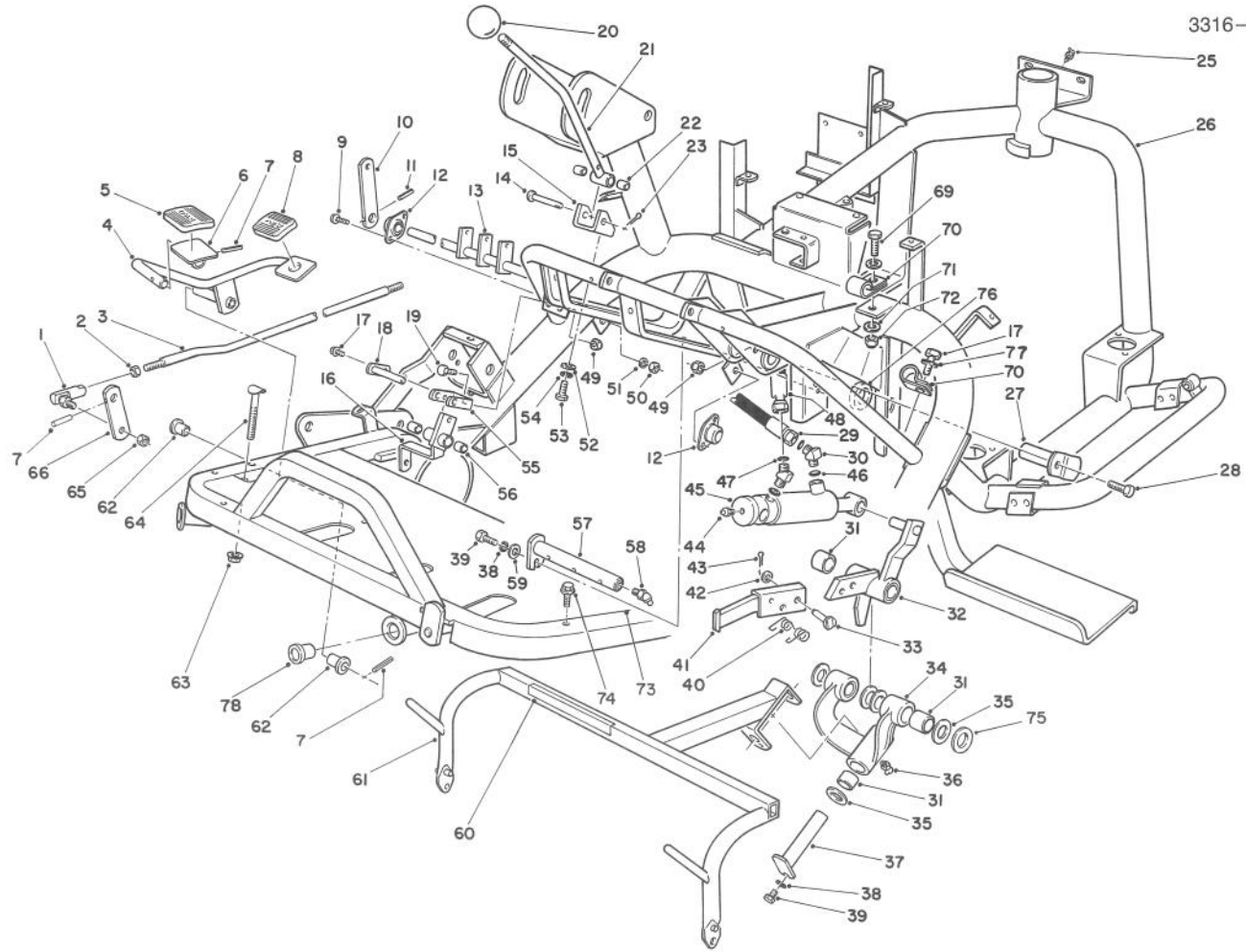


T-0641

## FRAME ASSEMBLY

Ref. No.	Part No.	Description	No. Used
1	2411-32	Joint - Ball	2
2	3220-2	Nut - Jam	2
3	49-6320	Rod - Control, Traction	1
4	83-0540	Pedal - Traction	1
5	49-6470	Pad - Pedal Forward	1
6	49-6440	Pedal - Accelerator	1
7	32121-45	Pin - Roll	2
8	49-6430	Pad - Pedal Reverse	1
9	3234-1	Screw - Hex. Flange Hd.	4
10	47-5320	Lever - Cutting Control	1
11	32121-6	Pin - Roll	1
12	27-2320	Bearing - Side Flange	2
13	44-0870	Camshaft - Rear	1
14	283-57	Pin - Clevis	1
15	49-6220	Bracket - Control Arm	1
16	49-6260	Traction Pivot Tube Assy. (Incl. Ref. #56)	1
17	12-3270	Screw - Hex. Flange Hd.	2
18	49-6290	Shaft - Pivot, Traction	1
19	322-5	Screw - Cap, Hex. Hd.	1
20	233-48	Knob	1
21	68-5930	Handle - Traction (Incl. Ref. #22)	1
22	256-251	Bushing	2
23	3272-4	Pin - Cotter	1
25	302-5	Fitting - Grease	1

Ref. No.	Part No.	Description	No. Used
26	92-1193	Frame (Incl. Ref. #25 & 62)	1
27	68-5560	Pin - Cylinder	1
28	322-3	Screw - Cap, Hex. Hd.	1
29	58-5830	Hose - Hydraulic	1
30	340-103	Fitting - Hydraulic (Incl. Ref. #46 & 47)	2
31	3-0348	Bushing - Sleeve	6
32	68-5380	Center Lift Arm Assembly (Incl. Ref. #31)	1
33	63-8750	Pin - Pivot	1
34	10-7820	Pivot Hinge Assembly	1
35	10-8110	Washer - Thrust	6
36	302-60	Fitting - Grease	1
37	10-6090	Pin - Pivot	1
38	3253-4	Washer - Lock	2
39	322-1	Screw - Cap, Hex. Hd.	2
40	57-7650	Spring - Torsion	1
41	62-2420	Bar - Arm, Lift	1
42	3256-26	Washer - Flat	1
43	3272-11	Pin - Cotter	1
44	302-2	Fitting - Grease	1
45	83-7230	Cylinder - Lift, Rear	1
46	237-78	O-Ring	2
47	237-35	O-Ring	2
48	88-9700	Hose - Hydraulic	1

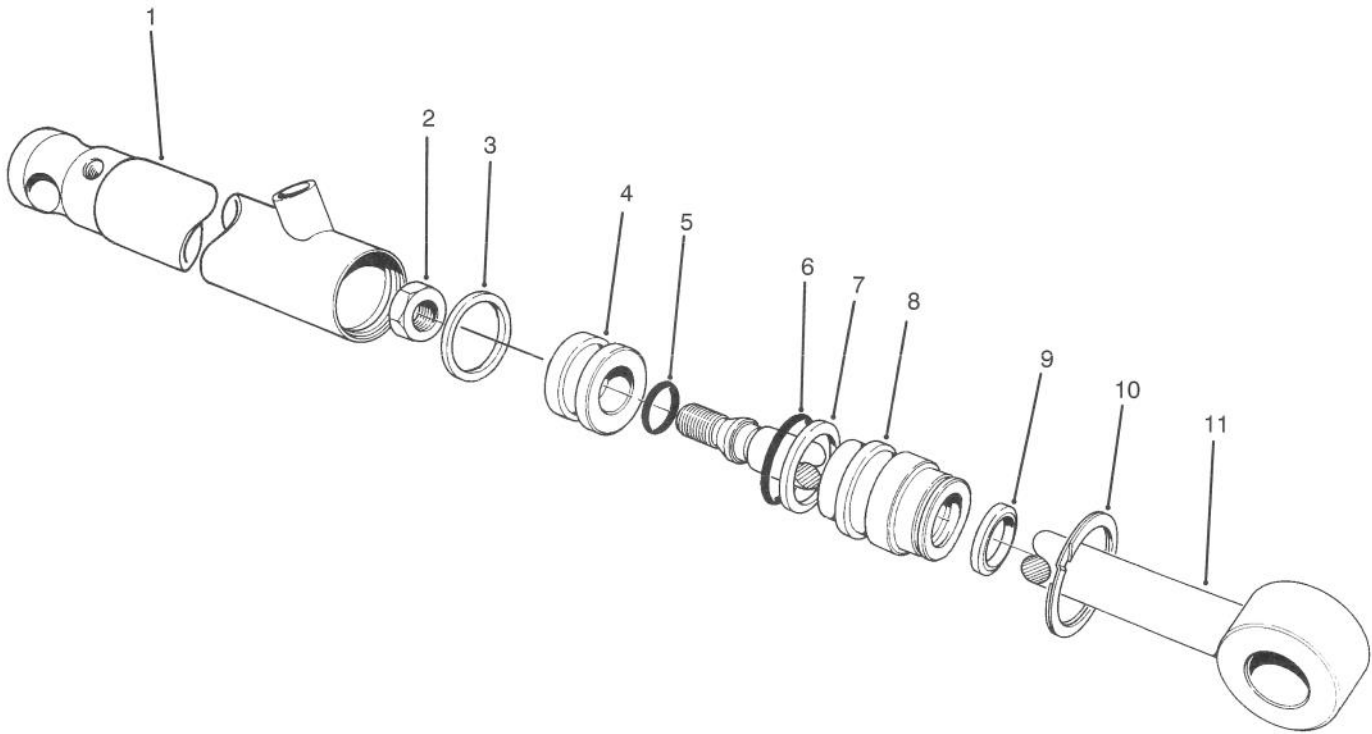


T-0641

### FRAME ASSEMBLY (Continued)

Ref. No.	Part No.	Description	No. Used
49	3296-29	Nut - Lock	2
50	3296-59	Nut - Lock	4
51	3256-24	Washer - Flat	4
52	3256-3	Washer - Flat	2
53	3211-1	Screw - Cap, Hex. Hd.	2
54	3254-6	Washer - Lock	2
55	49-6250	Bracket - Pivot, Traction	1
56	256-2	Bushing - Sleeve	2
57	27-2550	Pin - Hinge	1
58	302-11	Fitting - Grease	1
59	3256-23	Washer - Flat	1
60	62-5070	Decal - Danger	1
61	86-9820	Frame - Pull, Rear	1
62	256-219	Bushing - Flange	2

Ref. No.	Part No.	Description	No. Used
63	32128-20	Nut - Lock, Flange	1
64	17-9420	Screw - Stop, Accelerator	1
65	3296-4	Nut - Lock	2
66	92-1194	Plate - Traction Pivot	1
69	321-3	Screw - Cap, Hex. Hd.	1
70	2412-41	Clamp - R	2
71	3256-1	Washer - Flat	2
72	3296-16	Nut - Lock	1
73	88-6900	Plate - Footrest	1
74	32144-14	Screw - Hex. Flange Hd.	7
75	5-1228	Washer - Shim	2
76	27-2540	Spacer - Hub	1
77	3256-22	Washer - Flat	1
78	83-1700	Bushing - Flange	3



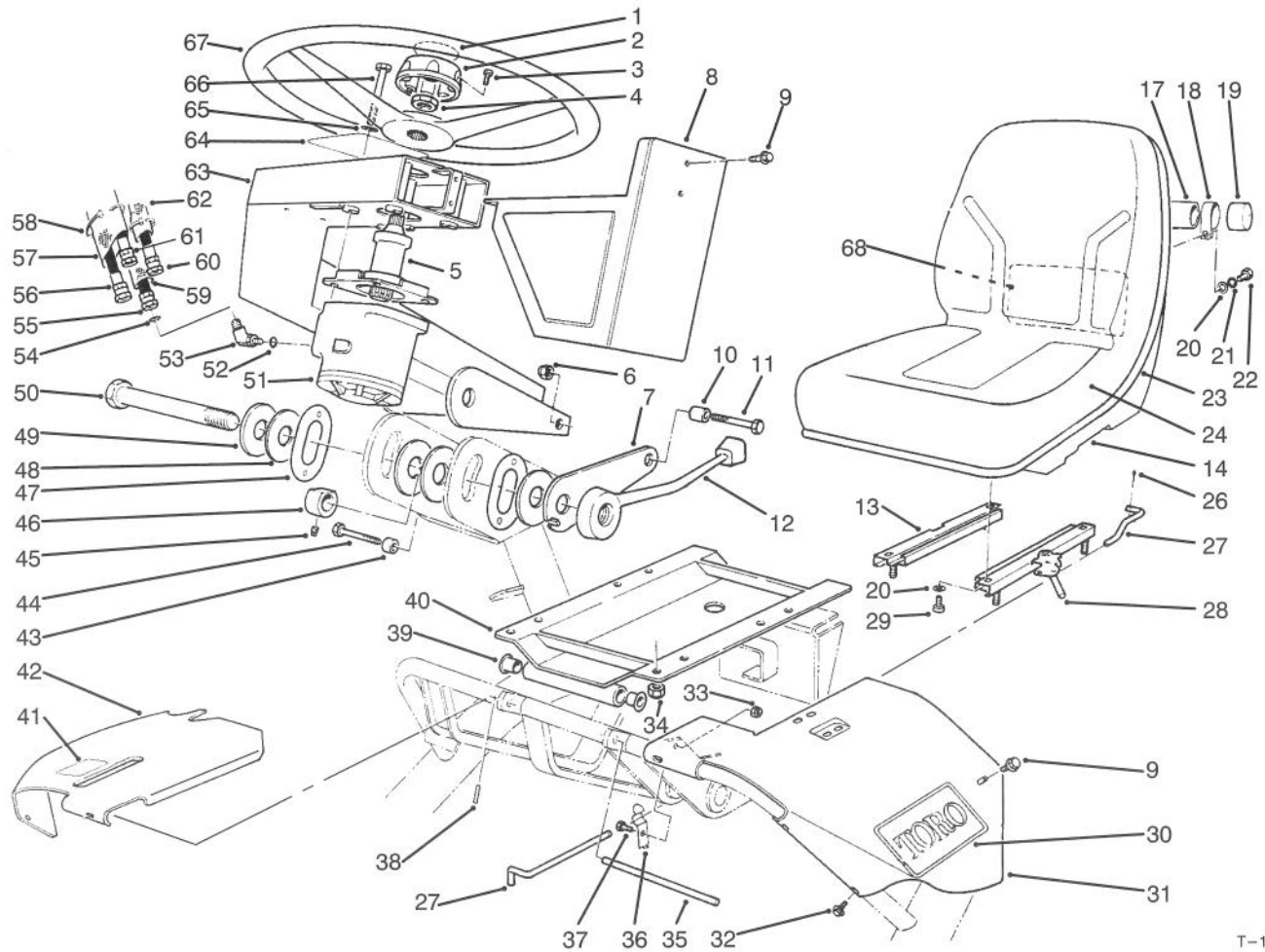
T-0640

## REAR HYDRAULIC CYLINDER NO. 83-7230

Ref. No.	Part No.	Description	No. Used
1	70-8130	Barrel	1
2	32152-10	Nut	2
3		Uniring	1
4	70-2780	Piston	1
5		O-Ring	1
6		O-Ring	1
7		Back-up	1

Ref. No.	Part No.	Description	No. Used
8	70-2770	Head	
9		Seal - Dust	1
10	43-5220	Ring - Retaining	1
11	43-5230	Shaft/Clevis	1
*	86-5360	Seal Repair Kit (Incl. Ref. #3, 5-7 & 9)	1

\*Not Illustrated

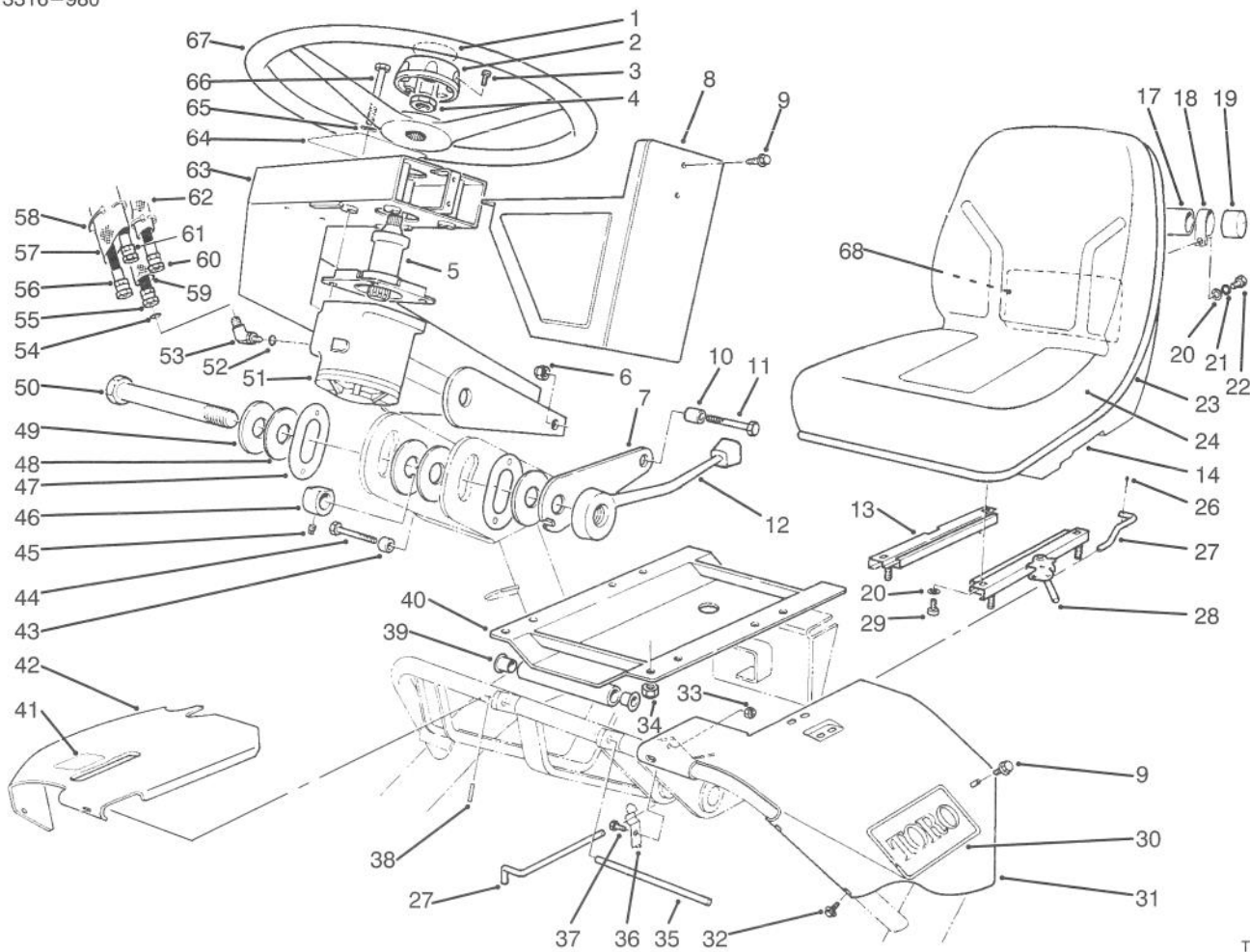


T-1767

## STEERING & SEAT ASSEMBLY

Ref. No.	Part No.	Description	No. Used
1	68-5370	Decal - Steering Wheel	1
2	68-5140	Cap - Steering Wheel (Incl. Ref. #3)	1
3	32144-21	Screw - Fillister Head	1
4	47-6990	Nut - Lock	1
5	68-5170	Column - Steering	1
6	3296-25	Nut - Lock	2
7	68-5480	Plate - Arm, Steering	1
8	68-5120	Cover - Valve, Steering	1
9	12-3270	Screw - Thread Forming	7
10	68-5450	Spacer - Arm, Pivot LH	1
11	325-8	Screw - Cap, Hex. Hd.	1
12	68-5300	Lever - Arm, Lock	1
13	51-0780	Slide - Seat	1
14	92-6534	Shell - Seat	1
17	65-5871	Tube	1
18	2412-102	Clamp-R	2
19	65-5890	Cap - Tube	2
20	3256-23	Washer - Flat	6
21	3253-4	Washer - Lock	2
22	322-2	Screw - Cap, Hex. Hd.	2
23	351-78	Edging	2
24	92-6533	Kit - Cushion	1
26	3272-11	Pin - Cotter	1
27	68-5100	Rod - Seat	1

Ref. No.	Part No.	Description	No. Used
28	51-0790	Adjuster - Seat	1
29	3274-12	Screw - Cap, Hex. Hd.	4
30	62-5550	Decal - TORO	2
31	68-4690	Shield - Valve Cover, LH	1
32	32104-76	Screw - Self Tapping	5
33	3296-16	Nut - Lock	1
34	3296-29	Nut - Lock	4
35	49-5880	Shaft - Support, Seat	1
36	68-5310	Clip - Seat	1
37	321-3	Screw - Cap, Hex. Hd.	1
38	32121-45	Pin - Roll	1
39	256-155	Bushing	2
40	49-5840	Support - Seat (Incl. Ref. #39)	1
41	51-0010	Decal - Traction	1
42	68-4680	Shield - Valve Cover, RH	1
43	68-5440	Spacer - Arm, Pivot RH	1
44	325-7	Screw - Cap, Hex. Hd.	1
45	3242-1	Screw - Cap, Hex. Hd.	1
46	68-5420	Hub - Locking	1
47	68-5430	Plate - Wear	2
48	31-0390	Washer - Friction	4
49	68-5290	Washer - Arm, Steering	1
50	3216-16	Screw - Cap, Hex. Hd.	1
51	92-8690	Steering Valve Assembly	1



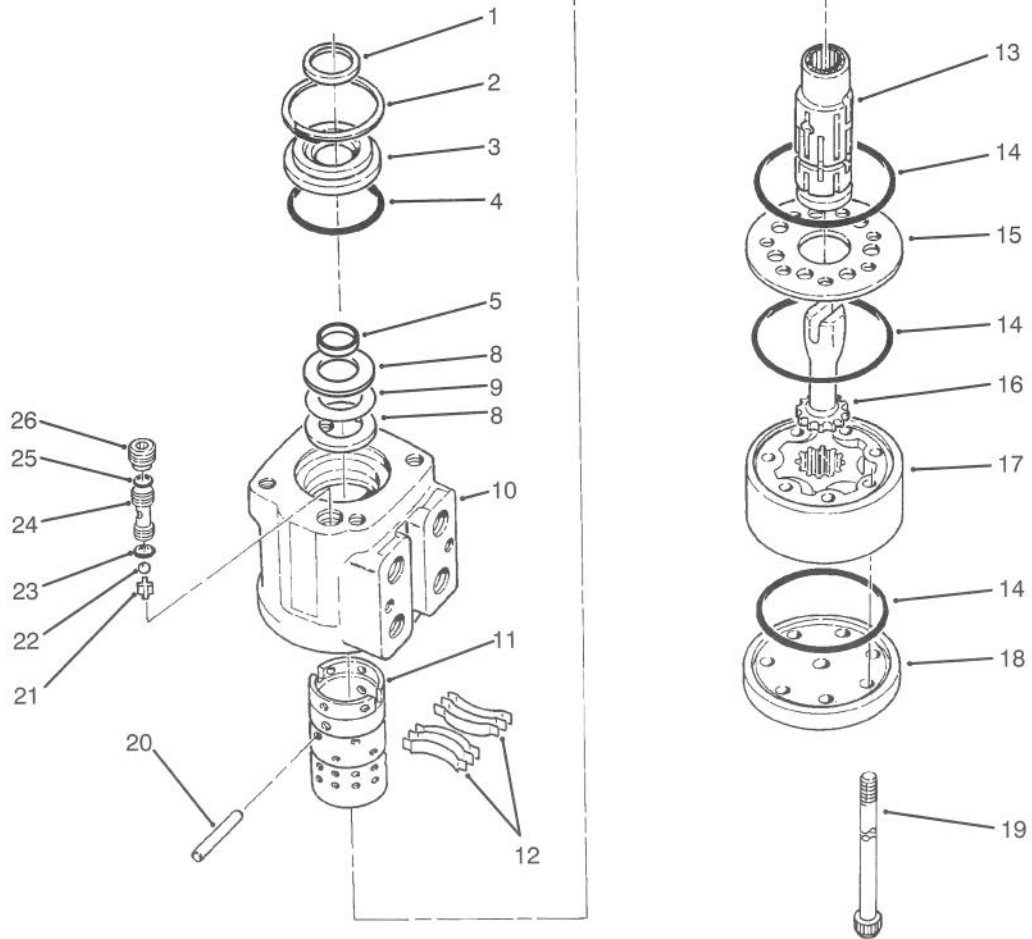
T-1767

## STEERING & SEAT ASSEMBLY (Continued)

Ref. No.	Part No.	Description	No. Used
52	237-42	O-Ring	4
53	340-137	Fitting - Hydraulic (Incl. Ref. #52 & 54)	4
54	237-35	O-Ring	4
55	68-5840	Hose Assembly (Incl. Ref. #58 & 59)	1
56	68-5750	Hose Assembly (Incl. Ref. #57 & 58)	1
57	56-7983	Sleeve - Protective	1
58	3290-378	Tie - Cable	6
59	70-8445	Sleeve - Protective	1
60	68-5740	Hose Assembly (Incl. Ref. #58 & 60)	1

Ref. No.	Part No.	Description	No. Used
61	68-5760	Hose Assembly (Incl. Ref. #57 & 58)	1
62	70-8446	Sleeve - Protective	1
63	68-4700	Arm - Steering	1
64	75-9380	Decal - Caution	1
65	3256-24	Washer - Flat	4
66	323-20	Screw - Cap, Hex. Hd.	4
67	68-5130	Wheel - Steering (Incl. Ref. #2 & 3)	1
68	92-1196	Decal - Service	1
*	92-1180	Seat Assembly (Incl. Ref. #14, 23 & 24)	1

\*Not Illustrated



T-1442

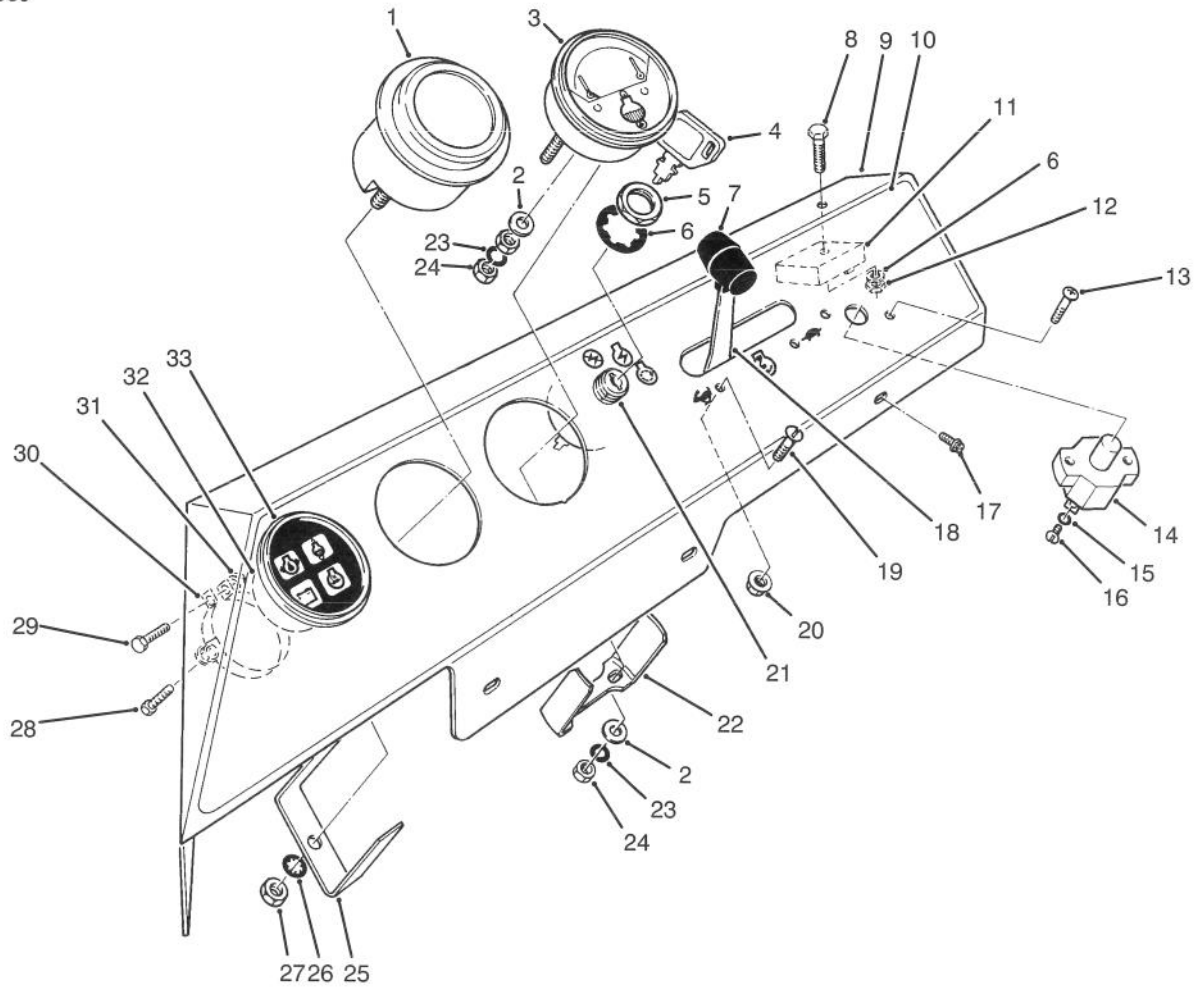
## POWER STEERING VALVE NO. 92-8690

Ref. No.	Part No.	Description	No. Used
†1		Seal - Dust	1
2	52-9230	Ring - Retaining	1
3	92-8691	Bushing - Seal Gland	1
†4		O-Ring	1
†5		Seal - One Piece	1
8	59-6730	Race - Bearing	2
9	59-6740	Bearing - Needle Thrust	1
†10		Housing	1
†11		Sleeve - Control	1
12	83-1860	Centering Spring Kit	1
†13		Spool - Control	1
†14		O-Ring	3
15	92-8697	Plate - Wear	1
16	70-8250	Drive	1
17	83-1870	Gerotor	1

Ref. No.	Part No.	Description	No. Used
18	92-8694	Cap - End	1
19	92-8696	Screw - Torx Hd.	7
20	59-6830	Centering Pin Kit	1
21	52-9290	Retainer - Ball Check	1
22	52-9280	Ball - Check	1
†23		O-Ring	1
24	52-9270	Seat - Ball Check	1
†25		O-Ring	1
26	52-9260	Screw - Set	1
*	83-1880	Control Parts Assembly (Incl. Ref. #10-13 & 20)	1
*	92-8695	Seal Kit (Incl. Ref. #1, 4, 5, 14, 23 & 25)	1

\*Not Illustrated

†Not Serviced Separately



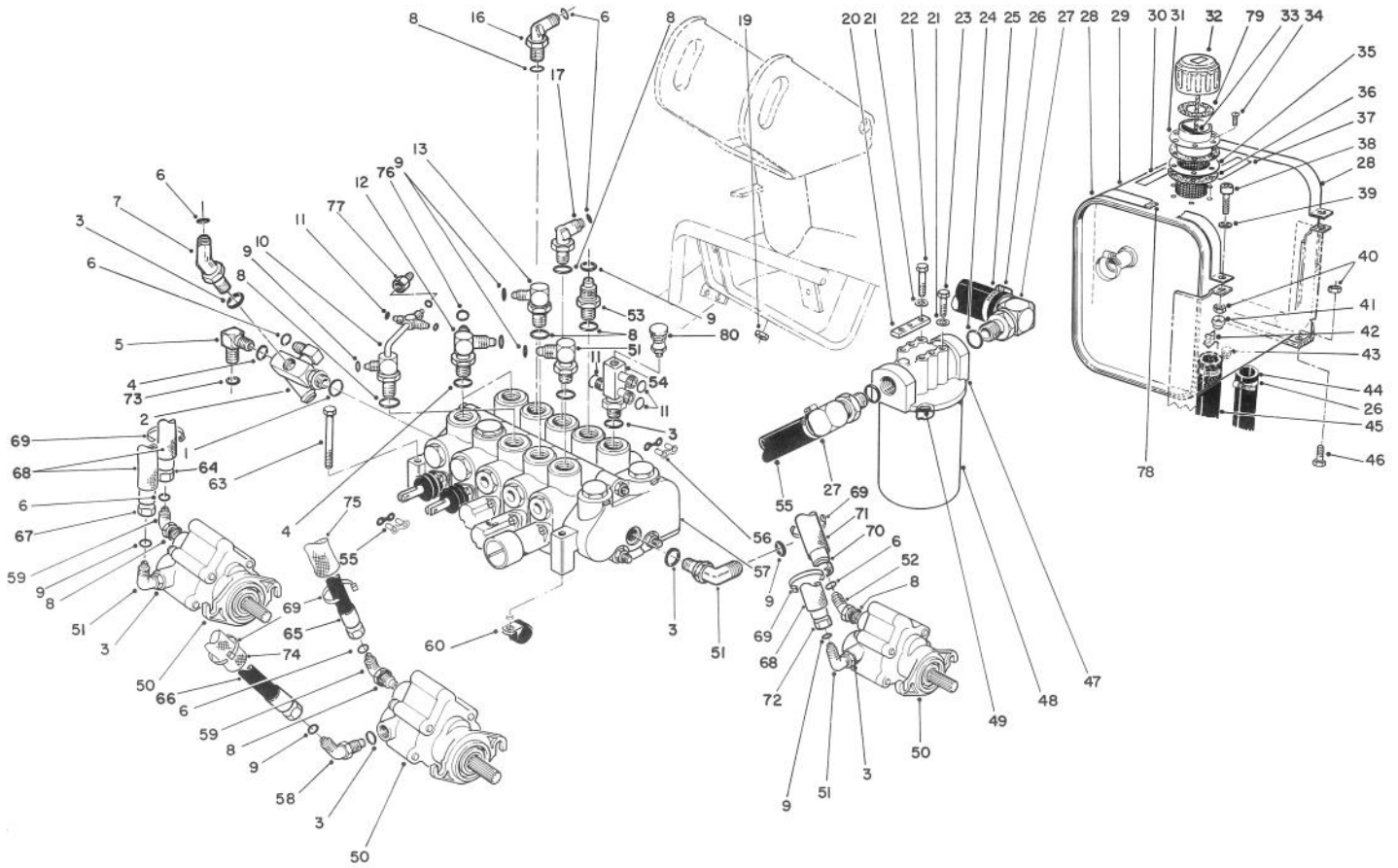
T-0814

## INSTRUMENT PANEL ASSEMBLY

Ref. No.	Part No.	Description	No. Used
1	66-2950	Hour Meter	1
2	3256-14	Washer - Flat	4
3	63-7430	Gauge - Temperature	1
4	63-8360	Key	1
5	218-446	Nut	1
6	218-447	Washer - Lock	1
7	233-50	Knob - Throttle	1
8	321-8	Screw - Cap Hex. Hd.	1
9	92-2544	Panel - Instrument	1
10	92-2529	Decal - Panel, Instrument	1
11	92-2538	Timer - Glow Plug	1
12	3296-16	Nut - Lock	1
13	32122-53	Screw - Phillips Hd.	2
14	68-5210	Breaker - Circuit, 15A	1
15	3253-15	Washer - Lock	2
16	3250-28	Screw - Cap, Round Hd.	2
17	32104-76	Screw - Acorn Washer Hd.	6
18	68-9931	Control Throttle (Inc. Ref. #7)	1

Ref. No.	Part No.	Description	No. Used
19	32105-8	Screw - Round Head	2
20	32149-7	Nut - Lock	2
21	27-2360	Switch - Key (Incl. Ref. #5 & 6)	1
22	39-9600	Clamp - Mounting	1
23	3253-12	Washer - Lock	5
24	3256-49	Nut - Lock	6
25	218-515	Bracket - Mounting	1
26	3254-1	Washer - Lock, Int. Tooth	1
27	3217-26	Nut	1
28	32144-1	Screw - Thread Forming	2
29	32105-1	Screw - Cap, Hex. Hd.	1
30	69-4780	Clamp Hose	1
31	3296-2	Nut - Lock	1
32	70-8200	Socket - Light	4
33	66-2960	Light - Cluster, Warning	1
*	219-17	Bulb - Light	4

\*Not Illustrated

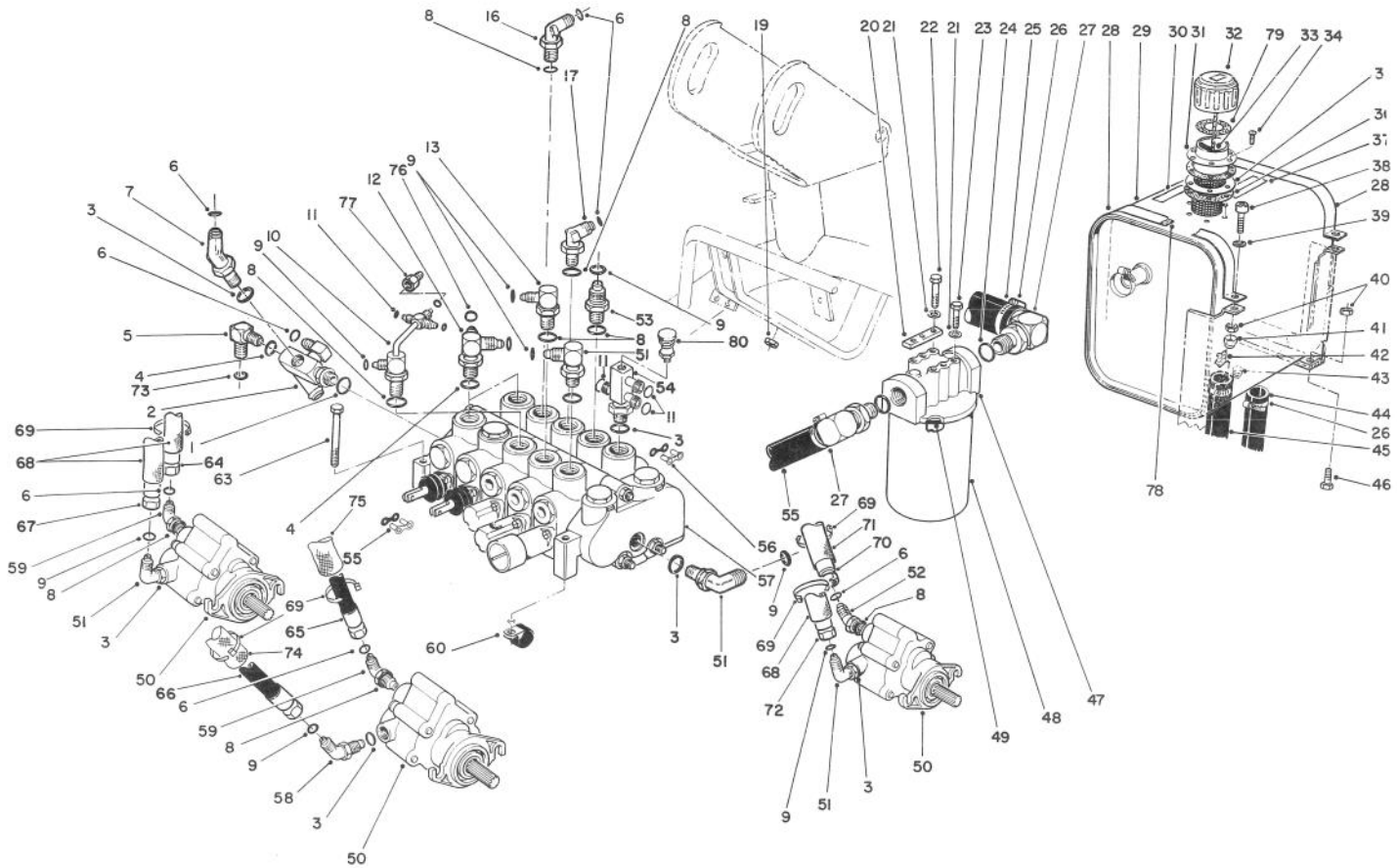


T-0643

## VALVE BANK AND HYDRAULIC RESERVOIR ASSEMBLY

Ref. No.	Part No.	Description	No. Used
1	237-81	O-Ring	1
2	68-5260	Orifice - Manifold Drain (Incl. Ref. #1 & 6)	1
3	237-42	O-Ring	9
4	237-80	O-Ring	3
5	340-16	Fitting - Hydraulic (Incl. Ref. #3 & 4)	1
6	237-30	O-Ring	7
7	340-96	Fitting - Hydraulic (Incl. Ref. #3 & 6)	1
8	237-79	O-Ring	8
9	237-22	O-Ring	3
10	63-4060	Tube Assembly (Incl. Ref. #8, 9 & 11)	1
11	237-21	O-Ring	7
12	63-4050	Fitting - Traction, Upper (Incl. Ref. #4 & 76)	2
13	340-18	Fitting - Hydraulic (Incl. Ref. #5 & 9)	1
16	340-11	Fitting - Hydraulic (Incl. Ref. #6 & 8)	1
17	340-101	Fitting - Hydraulic (Incl. Ref. #6 & 8)	1
19	32128-20	Nut - Lock, Flange Hd.	3
20	27-2380	Spacer - Mount, Filter	1
21	3256-23	Washer - Flat	2
22	322-4	Screw - Cap, Hex. Hd.	2

Ref. No.	Part No.	Description	No. Used
23	322-2	Screw - Cap, Hex. Hd.	2
24	237-101	O-Ring	2
25	68-5890	Hose - Return, Filter	1
26	2412-3	Clamp - Hose	8
27	353-564	Fitting - Hydraulic (Incl. Ref. #24)	2
28	27-2400	Strap - Reservoir (Incl. Ref. #78)	2
29	55-8480	Reservoir - Hydraulic	1
30	58-6530	Decal - Oil	1
31	353-961	Adapter - Flange	1
32	62-2570	Cap - Breather (Incl. Ref. #31, 33, 36, 37 & 39)	1
33	353-962	Cap & Chain Assembly	1
34	32144-34	Screw	6
35	62-2610	Screen Assembly	1
36	353-963	Gasket	2
37	66-6840	Decal - Hot Surface	1
38	3274-19	Screw - Set	2
39	3256-22	Washer - Flat	2
40	3296-16	Nut - Lock	4
41	2410-66	Cap - Vinyl	1
42	27-2420	Felt - Angle	2
43	281-1	Plug - Oil	1
44	68-5860	Hose - Inlet, Pump LH	1
45	68-5870	Hose - Inlet, Pump RH	1



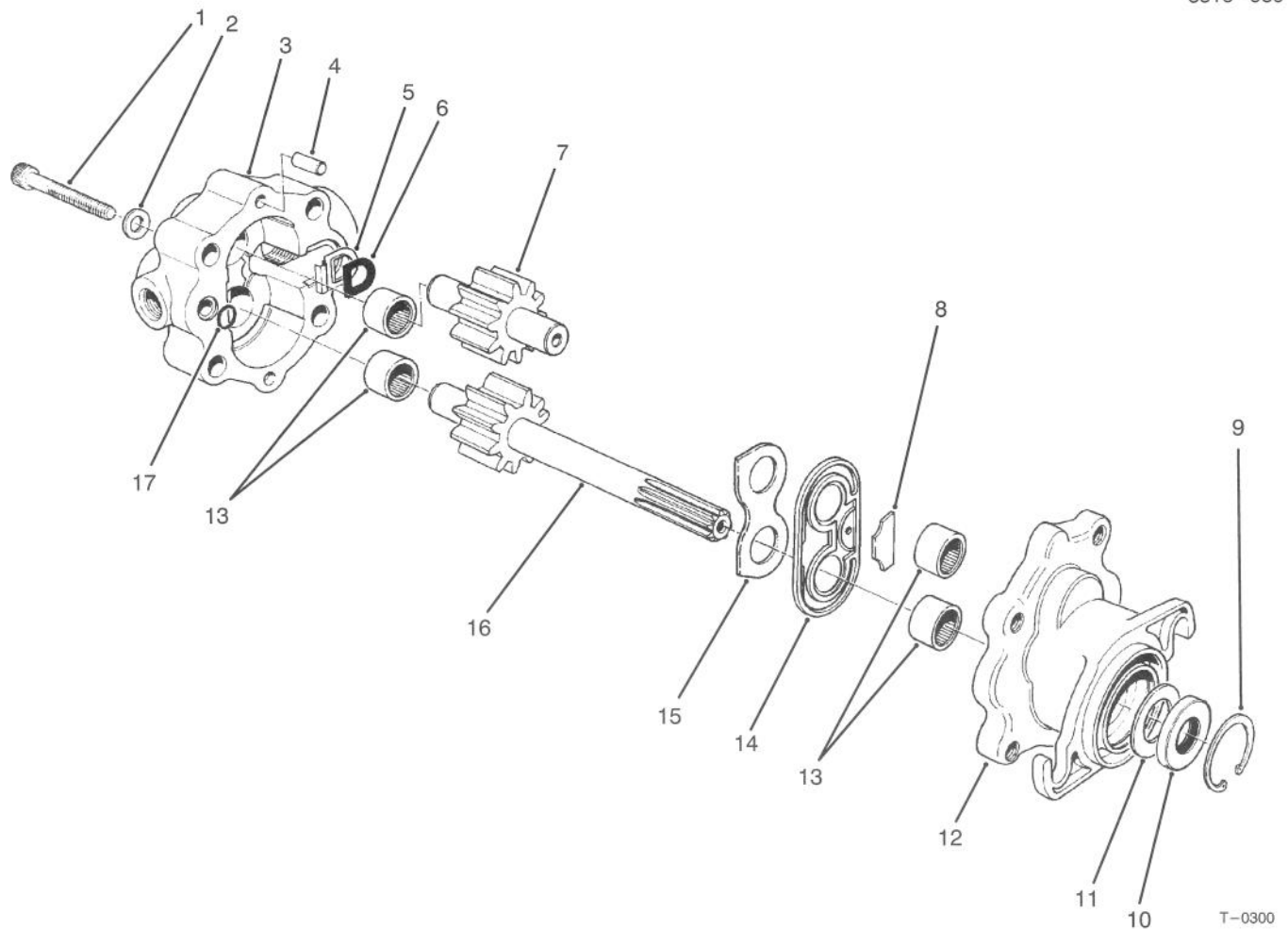
T-0643

## VALVE BANK AND HYDRAULIC RESERVOIR ASSEMBLY (Continued)

Ref. No.	Part No.	Description	No. Used
46	321-3	Screw - Cap, Hex. Hd.	2
47	44-5560	Head - Filter, Hydraulic	1
48	74-3570	Element - Filter (Incl. Ref. #49)	1
49	72-3850	Seal - Ring	1
50	70-9800	Motor - Reel	3
51	340-77	Fitting - Hydraulic (Incl. Ref. #3 & 9)	4
52	340-101	Fitting - Hydraulic (Incl. Ref. #6 & 8)	1
53	340-3	Fitting - Hydraulic (Incl. Ref. #8 & 9)	1
54	92-0587	Fitting - Hydraulic Valve (Incl. Ref. #3 & 11)	1
55	68-5880	Hose - Inlet, Filter	1
56	57-6220	Link - Connector	5
57	84-2203	Control Valve Assembly	1
58	340-87	Fitting - Hydraulic (Incl. Ref. #3 & 9)	1
59	340-98	Fitting - Hydraulic (Incl. Ref. #6 & 8)	2
60	304-61	Clamp	1
63	322-14	Screw - Cap, Hex. Hd.	3
64	63-3820	Hose - Assembly (Incl. Ref. #68 & 69)	1

Ref. No.	Part No.	Description	No. Used
65	63-3830	Hose - Assembly (Incl. Ref. #69 & 75)	1
66	63-3870	Hose - Assembly (Incl. Ref. #69 & 74)	1
67	63-3810	Hose - Assembly (Incl. Ref. #68 & 69)	1
68	56-7980	Sleeve - Protective	3
69	3290-378	Tie - Cable	12
70	63-3840	Hose - Assembly (Incl. Ref. #69 & 71)	1
71	56-7981	Sleeve - Protective	1
72	74-3830	Hose - Assembly (Incl. Ref. #68 & 69)	1
73	237-58	O-Ring	1
74	56-7986	Sleeve - Protective	1
75	56-7987	Sleeve - Protective	1
76	237-65	O-Ring	4
77	71-0990	Orifice - One Way	1
78	27-3030	Felt - Strap	2
79	76-1720	Gasket	1
80	92-0588	Bushing - Needle	1
*	88-9500	Needle Valve Assembly (Incl. Ref. #3, 11, 54 & 80)	1
*	44-2500	Dye - Hydraulic Oil	1

\*Not Illustrated



T-0300

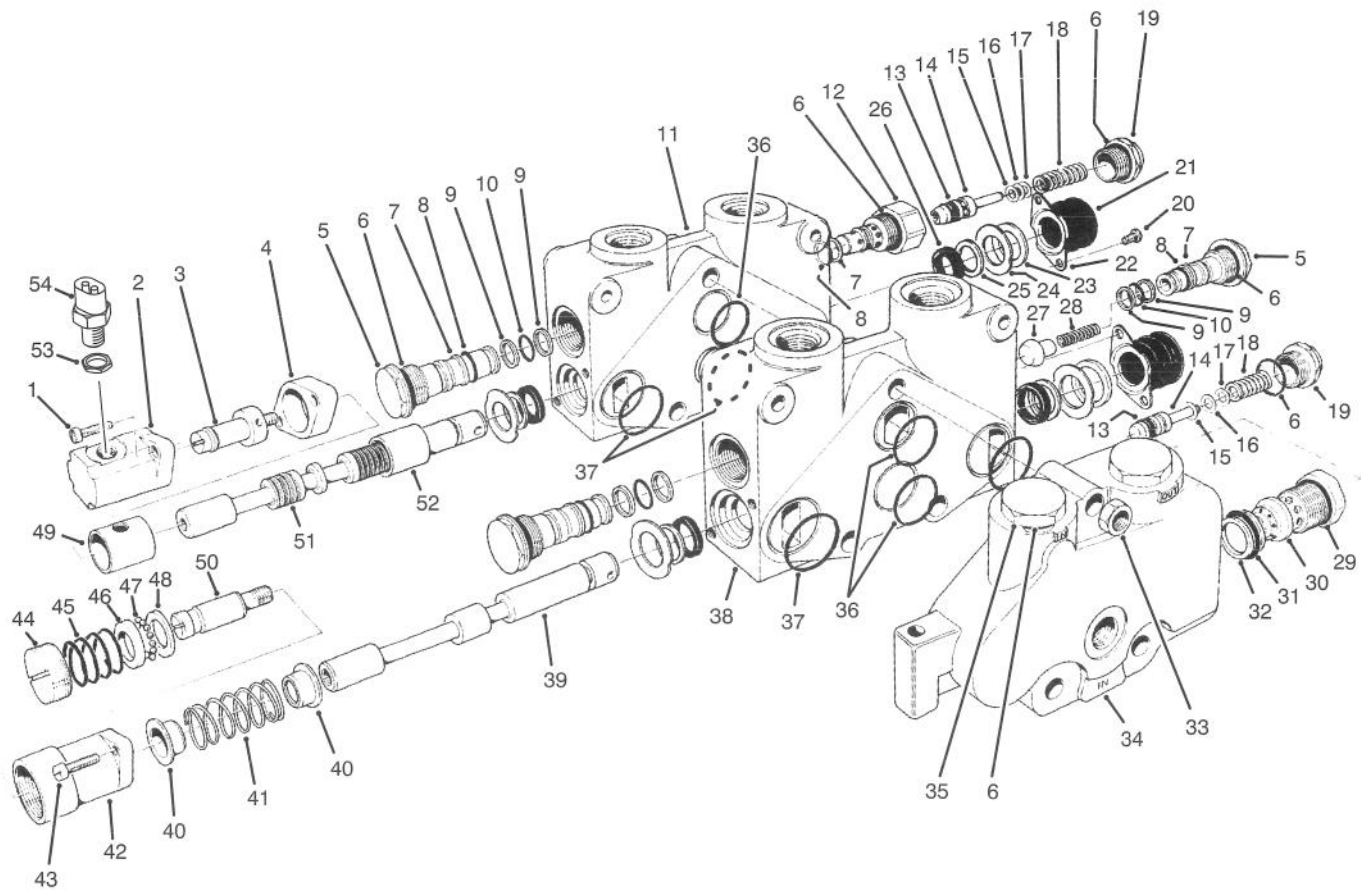
## REEL MOTOR NO. 70-9800

Ref. No.	Part No.	Description	No. Used
1	353-601	Screw - Hex Socket Hd.	4
2	353-600	Washer	4
3	353-588	Cover - Motor	1
4	353-599	Pin - Dowel	2
5	353-597	Bridging - Insert	1
6	353-598	Gasket - Insert	1
7	353-593	Idler Gear Assembly	1
8	353-591	Block - Anti-Extrusion	1
9	32151-41	Ring - Retaining	1
10		Seal - Shaft	1
11		Spacer	1
12	353-777	Body - Motor (Incl. Ref. #13)	1

Ref. No.	Part No.	Description	No. Used
13	353-586	Bearing - Needle	4
14	353-594	Seal Assembly	1
15	353-595	Plate - Wear	1
16	353-592	Drive Shaft Assembly	1
17	353-596	O-Ring	1
*	72-4380	Seal Kit (Incl. Ref. #9-11)	1
*	72-4390	Repair Kit (Incl. Ref. #5, 6, 8-11, 14, 15 & 17)	
*†		Seal Installer	1
*†		Seal Protector	1

\*Not Illustrated

†Special Tool for Installation

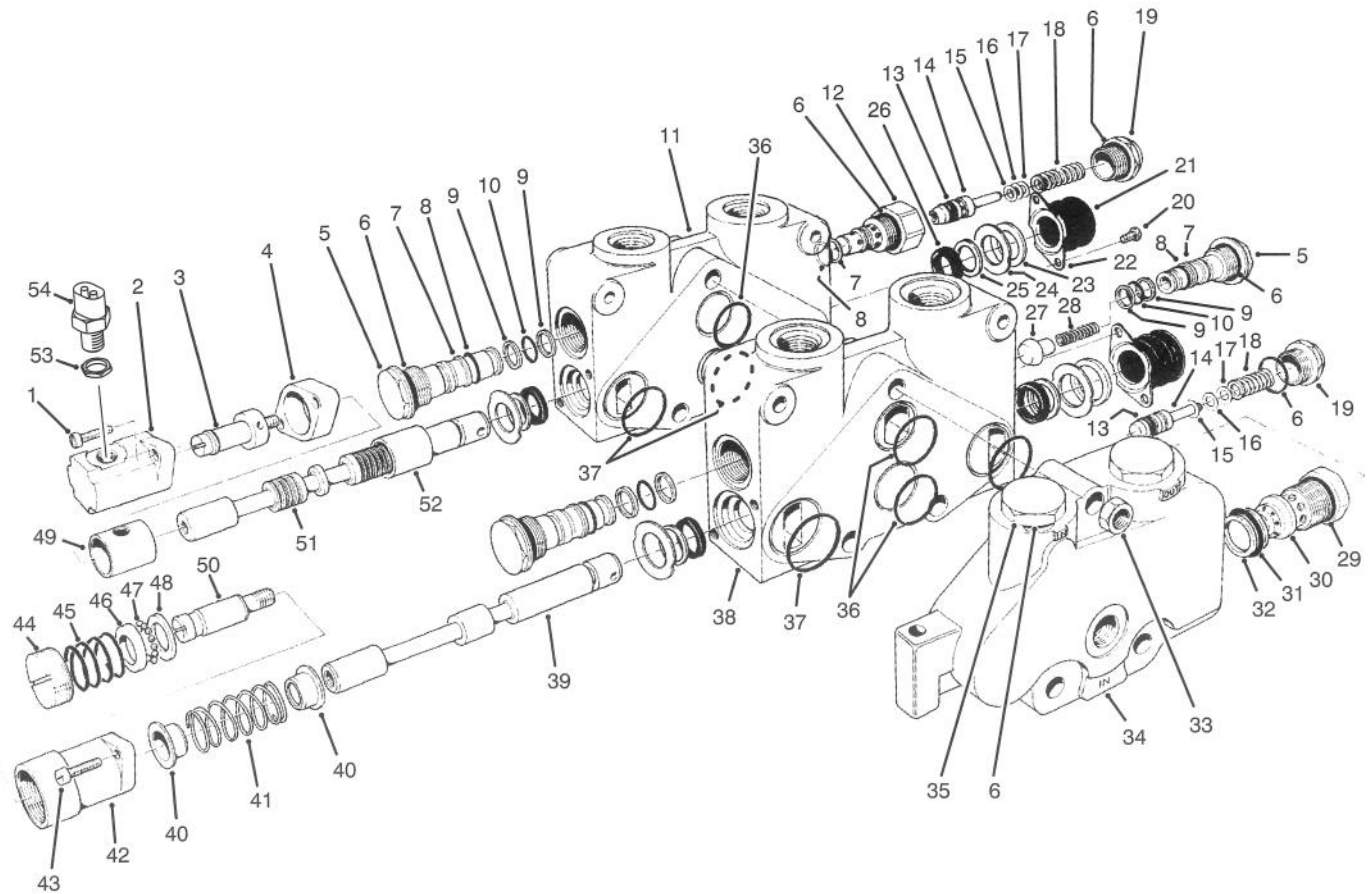


T-1318

## CONTROL VALVE ASSY. NO. 84-2203 (Sections 1 & 2)

Ref. No.	Part No.	Description	No. Used	Ref. No.	Part No.	Description	No. Used
1	3274-70	Screw - Hex, Socket Hd.	2	24	92-2547	Plate - Seal Retainer	4
2	353-727	Bonnet	1	25	92-2546	Wiper - Seal	4
3	353-729	Spud - Detent	1	26	353-957	Seal - Lip	4
4	353-733	Spacer - Bonnet	1	27	353-301	Poppet	1
5	353-481	Plug - Load Check (Incl. Ref. #6-10)	3	28	353-304	Spring	1
6	237-54	O-Ring	8	29	353-331	O-Ring	1
7	353-306	Ring - Backup	4	30	353-760	Body Relief	1
8	353-305	O-Ring	4	31	353-758	Seal - O-Ring	1
9	353-303	Ring - Backup	6	32	353-952	Ring - Backup	1
10	353-302	O-Ring	3	33	3217-7	Nut - Hex	3
11		Housing V20T	1	34	353-772	Left End Cover	1
12	353-851	Body - Relief CP-RC Mod.	1	35	353-721	Plug (Incl. Ref. #6)	2
13	353-392	Seal - Relief Poppet PTFE	2	†36		O-Ring	3
14	353-531	Poppet Assy. (Incl. Ref. #13)	2	†37		O-Ring	4
15	353-328	Washer - Shim	A/R	†38		Housing Section #1	1
16	353-329	Washer - Shim	A/R	†39		Spool V20 SPL	1
17	353-330	Washer - Shim	A/R	40	353-417	Collar Spring	2
18	353-855	Spring	2	41	92-3058	Spring - Centering	1
19	353-334	Cap - Relief	2	42	353-754	Bonnet - R. Detent	1
20	3274-52	Screw - Hex, Socket Hd.	4	43	3274-15	Screw - Fillister Hd.	2
21	353-575	Boot - Dust Cap	2	44	353-763	Cap - Adjustment	1
22	353-559	Retainer - Boot	2	45	353-579	Spring	1
23	353-560	Washer - Breather	2	46	42-2680	Race R. Detent	1
				47	52-5880	Ball - Steel	12

†Parts Available as Assemblies Listed as (\*Not Illustrated) on Following Page



T-1318

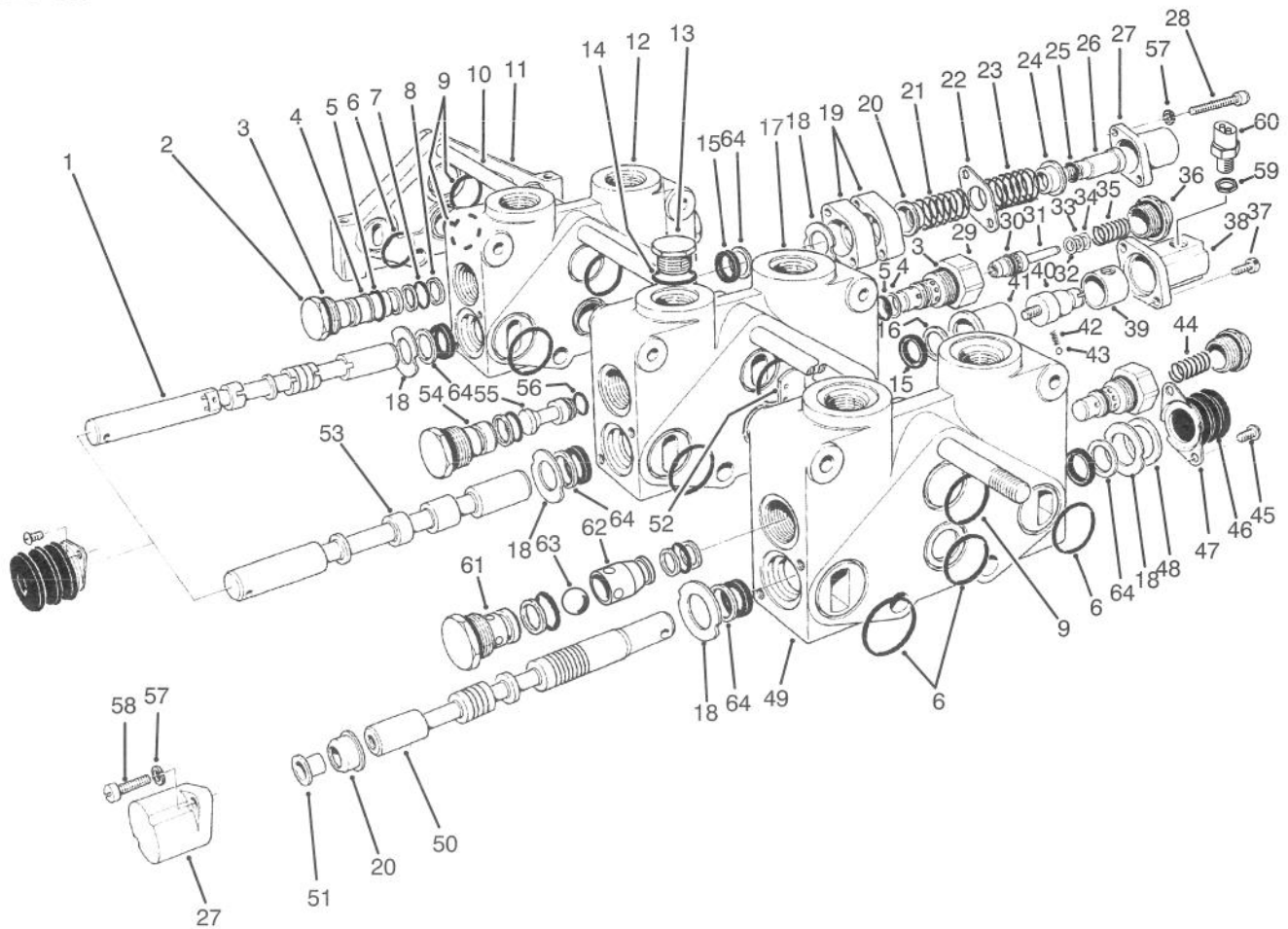
## CONTROL VALVE ASSEMBLY NO. 84-2203 (Sections 1 And 2) (Continued)

Ref. No.	Part No.	Description	No. Used
48	354-29	Plate - Thrust	1
49	353-728	Sleeve	1
50	353-762	Spud - Detent Out (Incl. Ref. #44)	1
†51		Spool V20 3 Way F.F.	1
52	353-732	Sleeve - Detent	1
53	38-0410	Nut - Hex.	1
54	83-1890	Switch - Ball	1
*	353-766	Relief WH (2000) PSI Assy. (Incl. Ref. #6,13-19 & 29-32)	1
*	353-768	Section #1 Complete	1
*	353-837	Section #2 Complete	1
*	353-780	Positioner - R. Detent (Out) (Incl. Ref. #3 & 40-49)	1

Ref. No.	Part No.	Description	No. Used
*	353-839	Positioner - DI (SPL) Assy. (Incl. Ref. #1, 3-5, 50 & 52)	1
*	353-642	Relief - RC Mod. (Incl. Ref. #6-8 & 12-19)	2
*	353-854	Boot - Spool Assembly (Incl. Ref. #20-23)	2
*	353-835	Seals - Section Set (Incl. Ref. #36 & 37)	1
*	92-2548	Seals - Spool (Single End Set) (Incl. Ref. #24-26)	1
*	92-2545	Seals - Spool (Entire Valve Set)	1

\*Not Illustrated

†Parts Available as Assemblies Listed as (\*Not Illustrated) on This Page



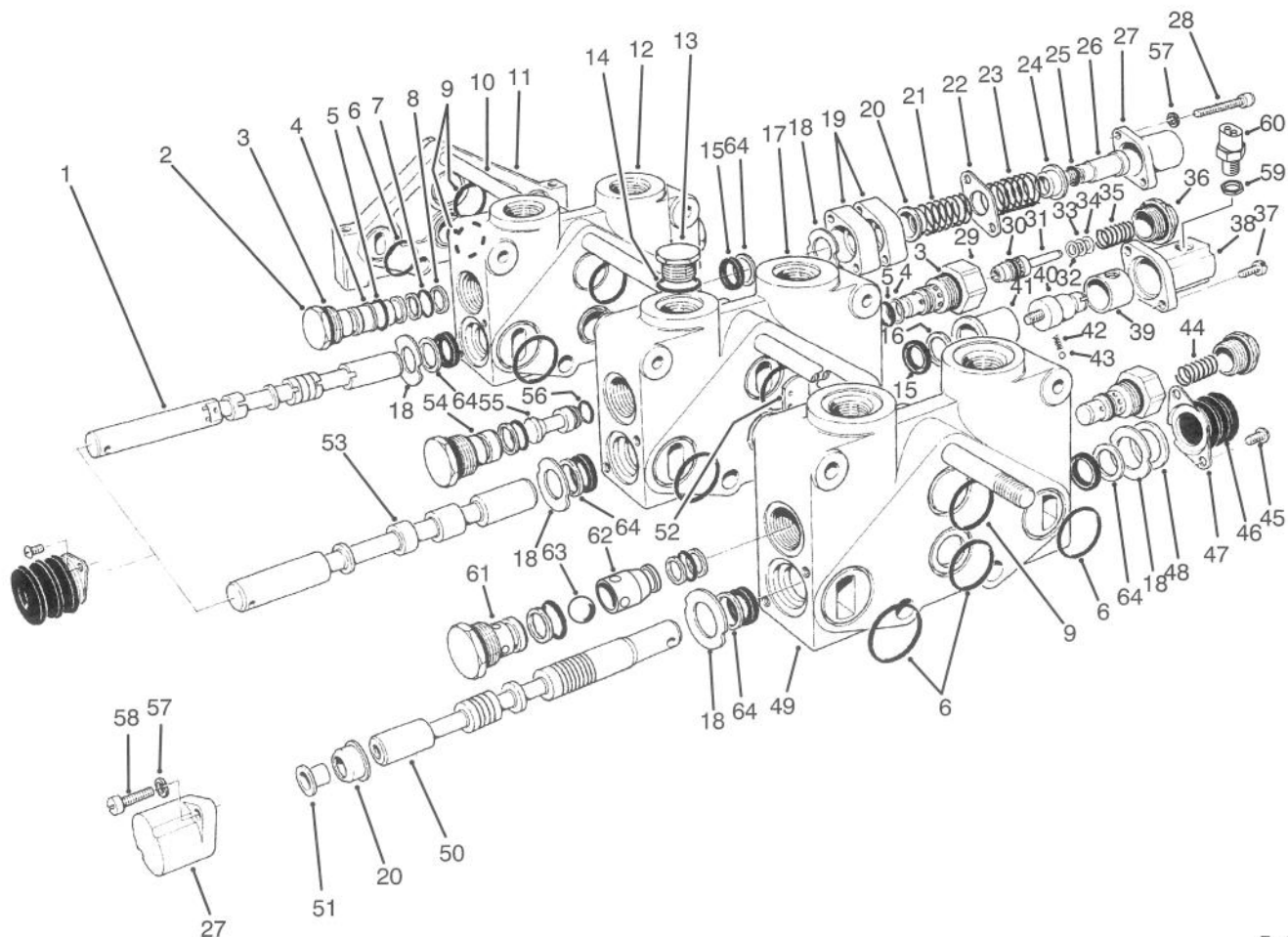
T-1319

## CONTROL VALVE ASSY. NO. 84-2203 (Sections 3 Thru 5)

Ref. No.	Part No.	Description	No. Used
†1		Spool #5	1
2	353-481	Plug - Load Check (Incl. Ref. #3-5 & 7-8)	3
3	237-54	O-Ring	6
4	353-306	Ring - Backup	5
5	353-305	O-Ring	5
†6		O-Ring	11
7	353-302	O-Ring	3
8	353-303	Ring - Backup	6
†9		O-Ring	5
10	353-853	Bolt - Hex Hd.	3
11	353-668	Plate - Cap, Cover RH	1
12		Housing V20 #5	1
13	353-550	Plug Assembly (Incl. Ref. #14)	1
14	353-848	O-Ring	1
15	353-957	Seal - Lip	6
16	353-958	Ring - Backup	1
†17		Housing V20 #4	1
18	92-2547	Plate - Seal Retainer	6
19	353-733	Spacer - Bonnet	2
20	353-417	Collar Spring	2
21	353-831	Spring	1
22	353-529	Plate Seal	1
23	92-3148	Spring	1

Ref. No.	Part No.	Description	No. Used
24	353-808	Collar - Spring	1
25	353-830	O-Ring	1
26	353-829	Collar Spool	1
27	354-26	Bonnet	2
28	354-28	Screw - Hex, Socket Hd.	2
29	353-851	Body - Relief CP-RC Mod.	2
30	353-392	Seal - Relief Poppet PTFE	2
31	353-531	Poppet Assembly (Incl. Ref. #30)	2
32	353-328	Washer - Shim	A/R
33	353-329	Washer - Shim	A/R
34	353-330	Washer - Shim	A/R
35	353-398	Spring	1
36	353-334	Cap - Relief	2
37	52-5900	Screw - Fillister Hd.	4
38	353-847	Bonnet (SPL)	1
39	353-849	Sleeve	1
40	353-846	Spud - DI (SPL)	1
41	353-845	Sleeve - Detent	1
42	353-730	Spring	1
43	353-731	Ball	1
44	353-855	Spring	1
45	3274-52	Screw - Hex. Socket Hd.	6
46	353-575	Boot - Dust Cap	3
47	353-559	Retainer - Boot	3

†Parts Available as Assemblies Listed as (\*Not Illustrated) on Following Page



T-1319

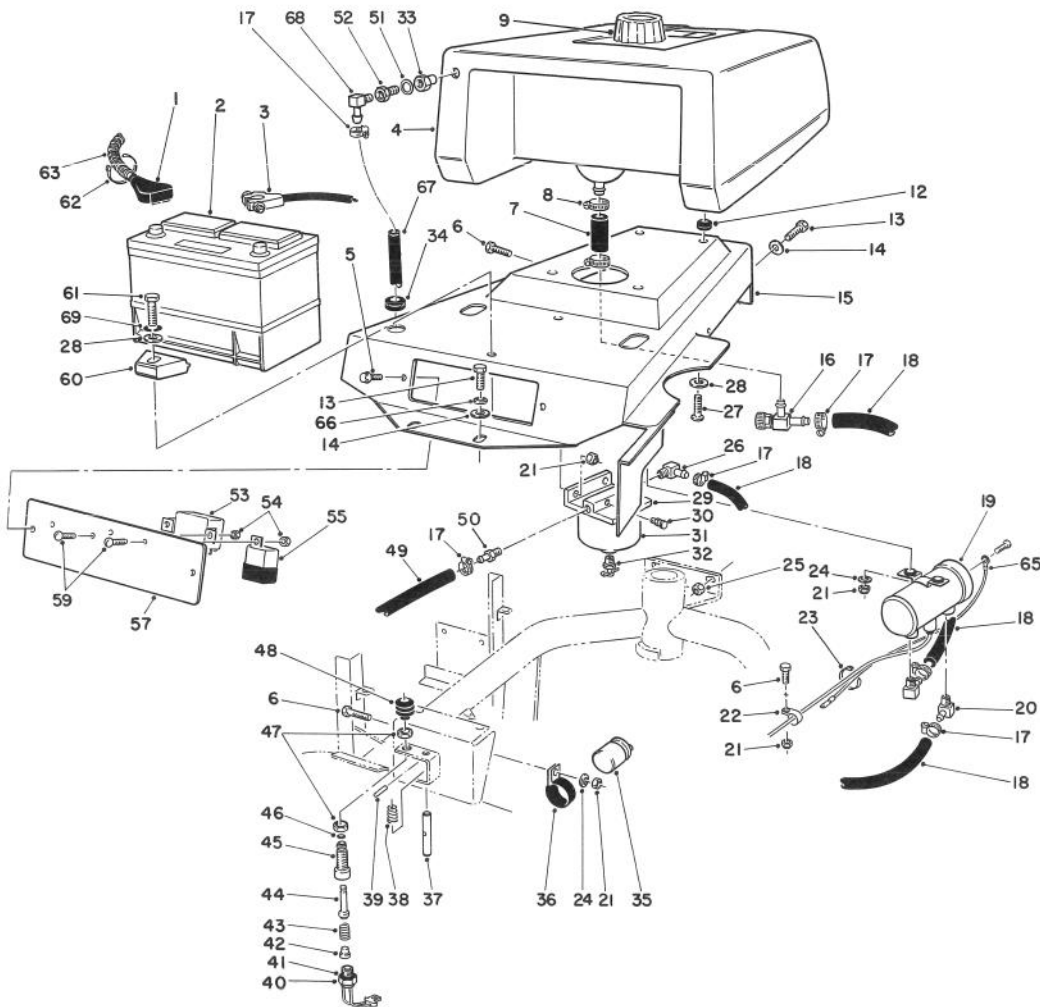
## CONTROL VALVE ASSEMBLY NO. 84-2203 (Sections 3 Thru 5) (Continued)

Ref. No.	Part No.	Description	No. Used
†48	353-560	Washer - Breather	3
49		Housing V20 #2	1
†50		Spool V20 3 Way F.F.	1
51	52-5860	Collar - Spool	1
52	354-122	Disc - Seal	1
†53		Spool #4	1
54	353-953	Plug Assembly	1
55	353-844	Plus Series (Incl. Ref. #56)	1
56	353-850	O-Ring	1
57	3253-3	Washer - Lock	4
58	3274-84	Screw - Cap, Hex. Hd.	4
59	38-0410	Nut - Hex.	1
60	83-1890	Switch - Ball	1
61	353-483	Body - Anticavitation	1
62	353-484	Retainer - Ball	1
63	353-737	Ball	1
64	92-2546	Wiper - Seal	5
*	354-129	Anticavitation Check Assy. (Incl. Ref. #3-5, 7-8, & 61-63)	1
*	353-835	Seals - Section Set (Incl. Ref. #6 & 9)	1
*	353-854	Boot - Spool Assembly (Incl. Ref. #45-48)	3

Ref. No.	Part No.	Description	No. Used
*	353-131	Section #3 Assembly (Complete)	1
*	354-25	Section #4 Assembly (Complete)	1
*	92-1386	Section #5 Assembly (Complete)	1
*	353-841	Position - Spool Assembly (Incl. Ref. #20, 27, 37, & 51)	1
*	353-840	Position - DI (SP) Assy. (Incl. Ref. #37-43)	1
*	353-642	Relief - RC Mod. Assembly (Incl. Ref. #3-5 & 29-36)	1
*	353-833	Positioner Assembly (Incl. Ref. #19-28)	1
*	84-2203	Control Valve Assembly Complete	1
*	92-2548	Seals - Single End Set (Incl. Ref. #15, 18 & 64)	1
*	92-2549	Seals - End Set #4 Only (Incl. Ref. #15, 16 & 18)	1
*	92-2545	Seals - Spool (Entire Valve Set)	1

\*Not Illustrated

†Parts Available as Assemblies Listed as (\*Not Illustrated) on This Page



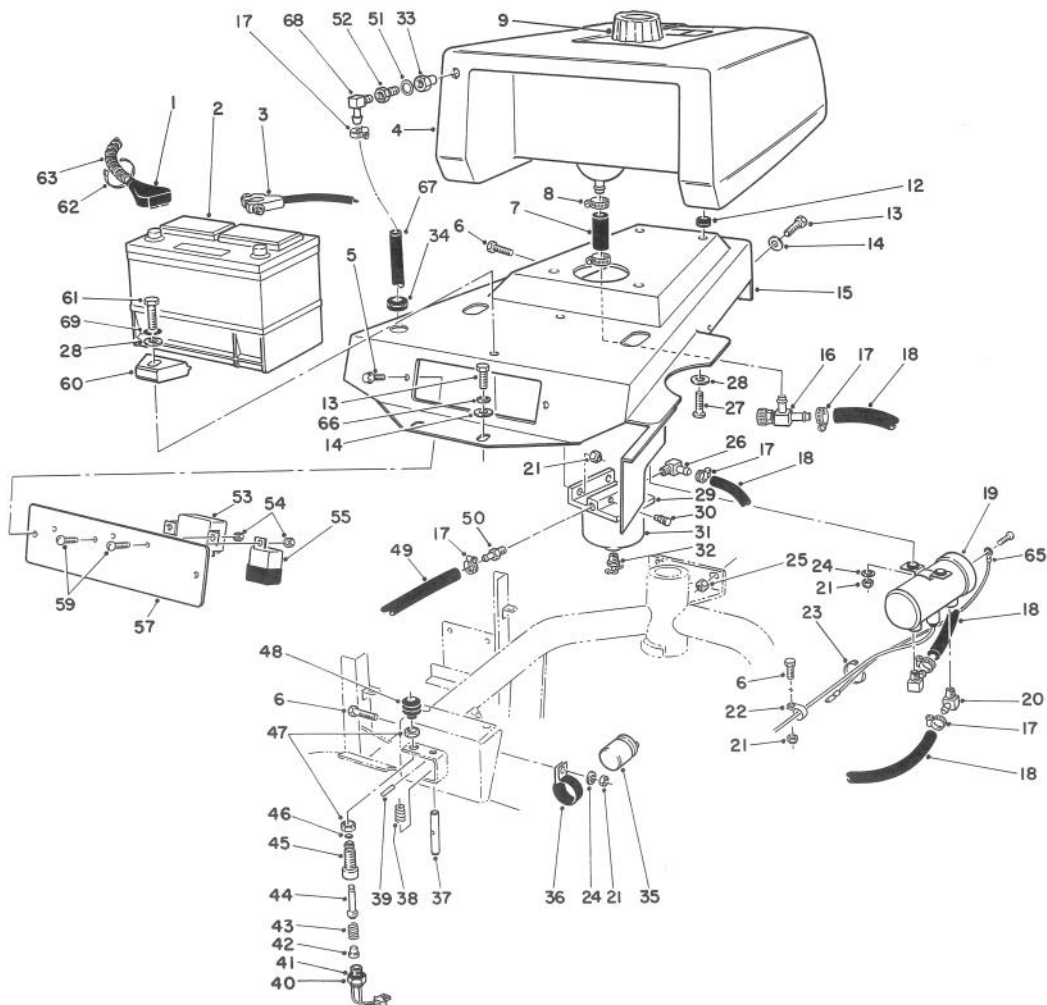
T-0637

## GAS TANK & BATTERY ASSEMBLY

Ref. No.	Part No.	Description	No. Used
1	92-1191	Cable - Battery, Positive	1
2†		Battery	1
3	92-1190	Cable - Battery, Negative	1
4	76-4380	Tank - Fuel, Diesel	1
5	32144-1	Screw - Thread Forming	2
6	321-4	Screw - Cap, Hex. Hd.	4
7	56-2230	Hose - Fuel	1
8	2412-36	Clamp - Hose	2
9	55-3577	Cap - Fuel	1
12	237-136	Grommet	4
13	323-6	Screw - Cap, Hex. Hd.	4
14	3256-3	Washer - Flat	4
15	68-5510	Base - Tank, Fuel	1
16	56-2520	Valve - Shutoff, Fuel	1
17	2412-108	Clamp - Hose	8
18	63-7622	Hose - Fuel	2
19	53-8150	Pump - Fuel (Incl. Ref. #65)	1
20	67-1690	Fitting	2
21	3296-16	Nut - Lock	5
22	2412-89	Clamp - R	1
23	3290-379	Tie - Cable	3
24	3256-22	Washer - Flat	3
25	3296-39	Nut - Lock	2
26	353-707	Fitting	1
27	3250-36	Screw - Pan Head	4

Ref. No.	Part No.	Description	No. Used
28	3256-24	Washer - Flat	6
29	63-8280	Head Assembly	1
30	63-8290	Fitting - Vent	1
31	63-8300	Element - Filter	1
32	63-8310	Fitting - Drain	1
33	52-1890	Wellnut - Rubber	1
34	237-124	Grommet	1
35	37-2690	Capacitor	1
36	2412-74	Clamp - R	1
37	51-0350	Pin - Spring, Seat	1
38	3-6685	Spring - Compression	1
39	3284-3	Pin - Groove	1
40	72-4320	Switch - Neutral (Incl. Ref. #41)	1
41	237-30	O-Ring	1
42	43-8610	Guide - Spring & Ball Seat	1
43	43-8600	Spring - Compression	1
44	43-8860	Plunger - Switch	1
45	43-8620	Guide - Pin, Switch	1
46	237-7	O-Ring	1
47	218-461	Nut - Jam	2
48	43-8870	Boot - Switch	1
49	63-7623	Hose - Fuel	1
50	353-783	Fitting - Straight	1
51	53-9880	Washer	1
52	52-1880	Adapter - Fitting, Fuel	1

† Obtain Locally



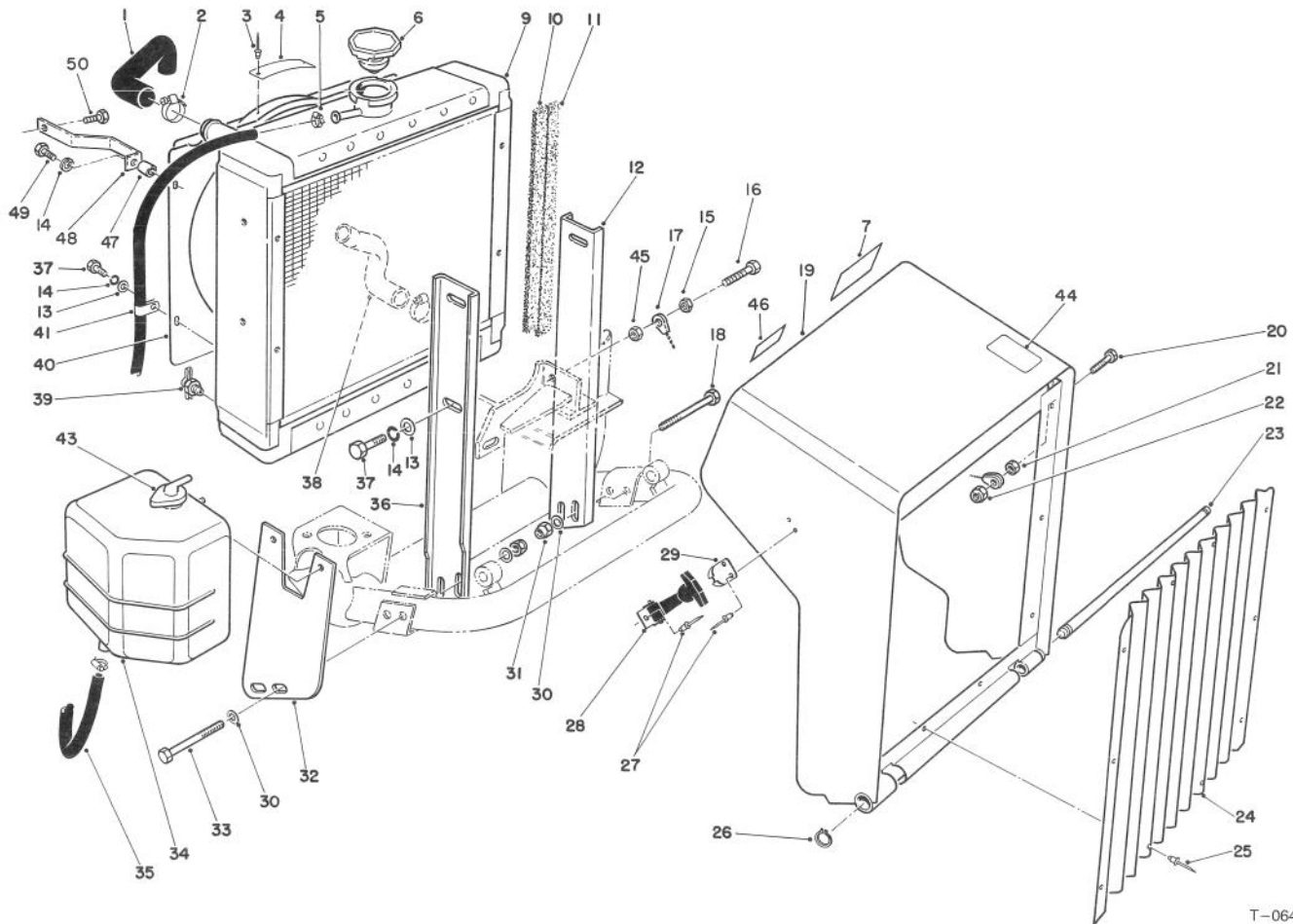
T-0637

## GAS TANK & BATTERY (Continued)

Ref. No.	Part No.	Description	No. Used
53	66-8800	Relay - Glow	1
54	32149-7	Nut - KEPS	4
55	63-7590	Relay - SPDT	2
57	68-5680	Plate - Electrical	1
59	32105-8	Screw - Machine	4
60	66-2490	Retainer - Battery	2
61	323-9	Screw - Cap, Hex. Hd.	2
62	3290-378	Tie - Cable	4

Ref. No.	Part No.	Description	No. Used
63	70-8510	Tubing - Convoluted	1
65	70-8530	Wire - Pump, Fuel	1
66	3253-21	Washer - Lock	2
67	76-4420	Hose - Fuel	1
68	76-4430	Fitting - Fuel	1
69	3254-6	Washer - Lock	2
*	43-9071	Switch Assembly (Incl. Ref. #40-48)	1

\*Not Illustrated

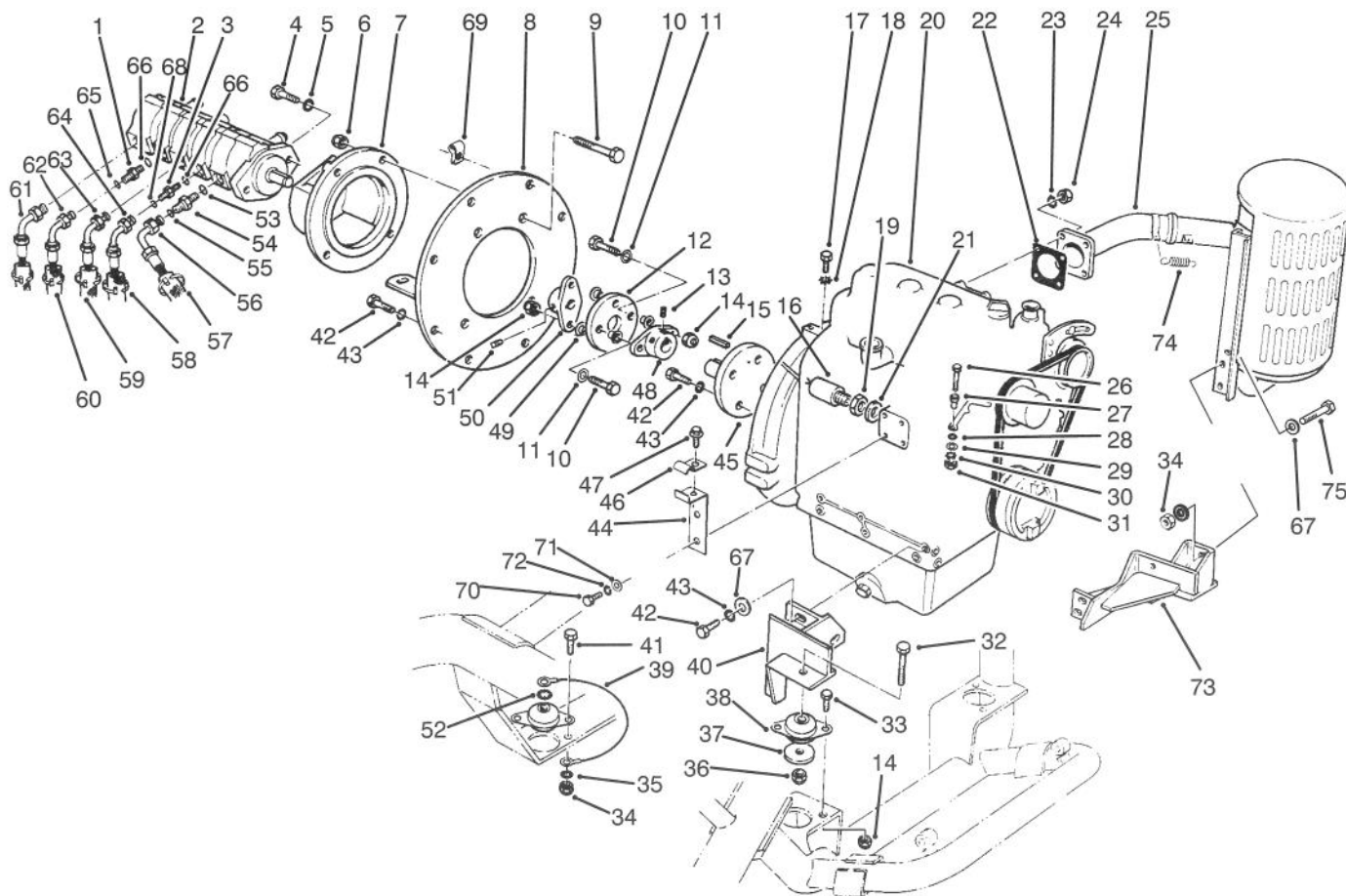


T-0649

## RADIATOR & GRILLE ASSEMBLY

Ref. No.	Part No.	Description	No. Used
1	68-4850	Hose - Upper	1
2	2412-3	Clamp	4
3	3290-271	Rivet	2
4	76-8750	Plate - Warning	1
5	2412-108	Clamp - Gear, Worm	2
6	66-3240	Cap - Radiator	1
7	83-6730	Decal - Coolant, Engine	1
9	68-5230	Radiator (Incl. Ref. #39)	1
10	68-5240	Strip - Foam	2
11	68-5241	Strip - Foam	2
12	68-5660	Support - Radiator, Rear	1
13	3256-23	Washer - Flat	7
14	3253-4	Washer - Lock	8
15	3217-6	Nut - Hex.	1
16	322-6	Screw - Cap, Hex. Hd.	1
17	72-9870	Cable	1
18	323-12	Screw - Cap, Hex. Hd.	2
19	68-4860	Hood - Radiator	1
20	321-6	Screw - Cap, Hex. Hd.	1
21	3218-1	Nut - Jam	1
22	3296-16	Nut - Lock	1
23	85-6560	Pin - Pivot, Hood	1
24	68-5670	Grille	1
25	3290-409	Rivet - Pop	10

Ref. No.	Part No.	Description	No. Used
26	32151-101	Ring - Retaining	2
27	3290-55	Rivet - Pop	8
28	59-9740	Latch Assembly (Incl. Ref. #29)	2
29		Keeper	2
30	3256-3	Washer - Flat	6
31	3296-59	Nut - Lock	4
32	68-5640	Bracket - Tank, Reserve	1
33	323-13	Screw - Cap, Hex. Hd.	2
34	63-7380	Tank - Reserve	1
35	68-5470	Hose	1
36	68-5650	Support - Radiator, Front	1
37	322-3	Screw - Cap, Hex. Hd.	7
38	68-4840	Hose	1
39	304-46	Cock - Drain, Radiator	1
40	68-5180	Shroud - Radiator	1
41	2412-41	Clamp	1
43	71-1520	Cap - Tank, Reserve	1
44	63-8440	Decal - Hot Surface	1
45	3296-29	Nut - Lock	1
46	66-6840	Decal - Hot Surface	1
47	75-9610	Spacer	1
48	75-9630	Brace	1
49	322-9	Screw - Cap, Hex. Hd.	1
50	32144-14	Screw - Cap, Hex. Hd.	1

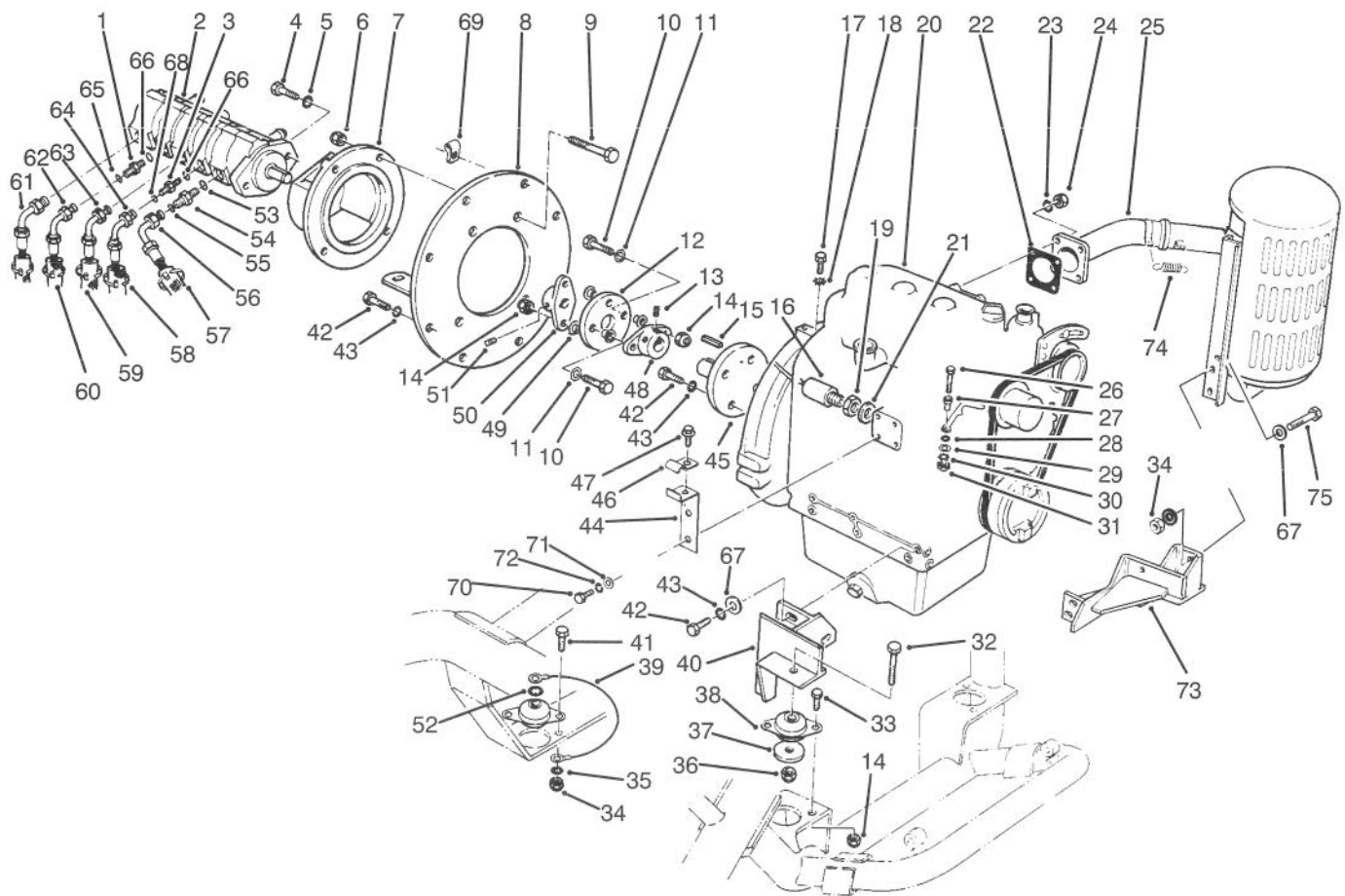


T-1766

## ENGINE INSTALLATION ASSEMBLY

Ref. No.	Part No.	Description	No. Used	Ref. No.	Part No.	Description	No. Used
1	340-1	Fitting - Hydraulic (Incl. Ref. #65 & 66)	1	25	92-7164	Muffler - Exhaust	1
2	68-4940	Pump - Gear	1	26	67-5110	Bolt	1
3	340-2	Fitting - Hydraulic (Incl. Ref. #65 & 68)	3	27	67-5100	Bushing	1
4	323-8	Screw - Cap, Hex. Hd.	2	28	67-5120	Washer - Spring	1
5	3253-29	Washer - Lock	2	29	67-5130	Washer - Flat	1
6	3296-48	Nut - Lock	4	30	67-5140	Washer - Serrated	1
7	68-4930	Mount - Pump	1	31	67-5150	Nut	1
8	68-4960	Plate - Flywheel	1	32	323-11	Screw - Cap, Hex. Hd.	4
9	324-7	Screw - Cap, Hex. Hd.	4	33	322-4	Screw - Cap, Hex. Hd.	7
10	322-6	Screw - Cap, Hex. Hd.	4	34	3296-39	Nut - Lock	2
11	3256-23	Washer - Flat	4	35	3254-2	Washer - Lock, Int. Tooth	1
12	44-2230	Coupling - Rubber	1	36	3296-59	Nut - Lock	4
13	3241-2	Screw - Set, Sq. Hd.	2	37	63-7400	Washer - Rebound	4
14	3296-29	Nut - Lock	12	38	63-7140	Mount - Shock	4
15	67-7490	Key	1	39	70-8220	Cable - Ground	1
16	63-7440	Solenoid - Stop	1	40	68-4990	Bracket - Engine, RH	1
17	70-8470	Screw	1	41	322-5	Screw - Cap, Hex. Hd.	1
18	3255-16	Washer - Lock, Int. Tooth	1	42	63-7790	Screw	18
19	43-2750	Nut - Jam	1	43	48-9590	Washer - Lock	18
20	68-4950	Engine Assembly	1	44	68-5090	Support - Cable, Throttle	1
21	43-2740	Gasket - Solenoid	1	45	68-4920	Hub - P.T.O.	1
22	42-9110	Gasket - Muffler	1	46	2412-31	Clip - Cable	1
23	42-9850	Washer - Lock	4	47	12-3270	Screw - Washer Hd.	1
24	48-7930	Nut	4	48	27-1960	Hub	1
				49	27-6600	Spacer	4
				50	27-1970	Hub	1

\*Not Illustrated



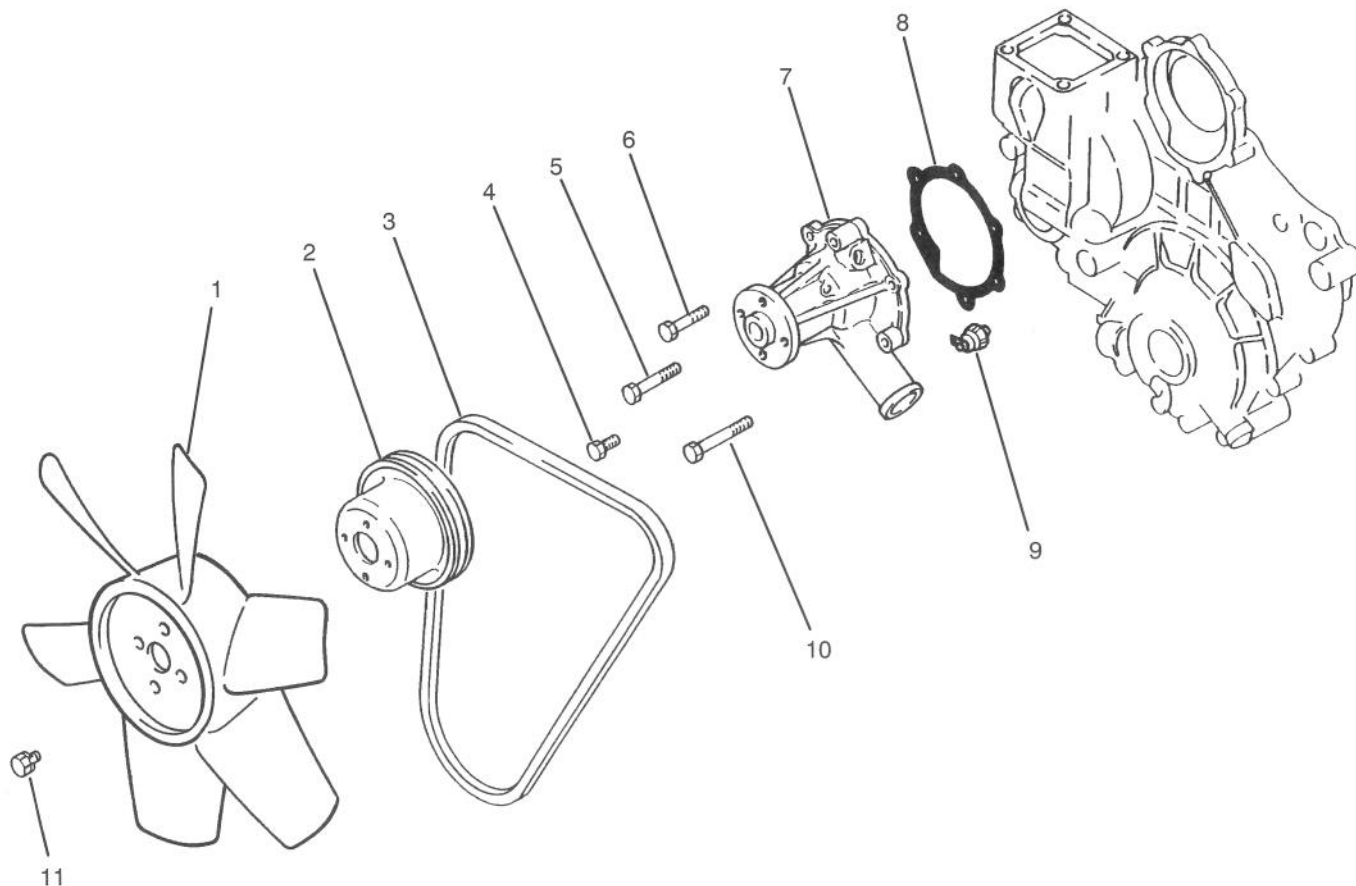
T-1766

## ENGINE INSTALLATION ASSEMBLY (Continued)

Ref. No.	Part No.	Description	No. Used
51	3241-6	Screw - Set, Sq. Hd.	2
52	3254-6	Washer - Lock, Int. Tooth	1
53	237-80	O-Ring	1
54	340-6	Fitting - Hydraulic (Incl. Ref. #53 & 55)	1
55	237-30	O-Ring	1
56	68-5810	Hose - Assembly (Incl. Ref. #57 & 58)	1
57	56-7984	Sleeve - Protective	1
58	3290-378	Tie - Cable	10
59	70-8450	Sleeve - Protective	3
60	70-8445	Sleeve - Protective	1
61	68-5850	Hose - Assembly (Incl. Ref. #58 & 59)	1
62	68-5840	Hose - Assembly (Incl. Ref. #58 & 60)	1
63	68-5770	Hose - Assembly (Incl. Ref. #58 & 59)	1

Ref. No.	Part No.	Description	No. Used
64	68-5710	Hose - Assembly (Incl. Ref. #58 & 59)	1
65	237-35	O-Ring	1
66	237-42	O-Ring	4
67	3256-24	Washer	10
68	237-22	O-Ring	3
69	2412-39	Clamp	1
70	48-7630	Screw - Cap, Metric	1
71	48-8010	Washer - Flat	1
72	48-8020	Washer - Lock	1
73	92-7168	Bracket - Engine, LH	1
74	92-8915	Spring	2
75	323-7	Screw - Cap Hex. Hd.	2
*	70-8550	Spark Arrester (Optional)	1

\*Not Illustrated

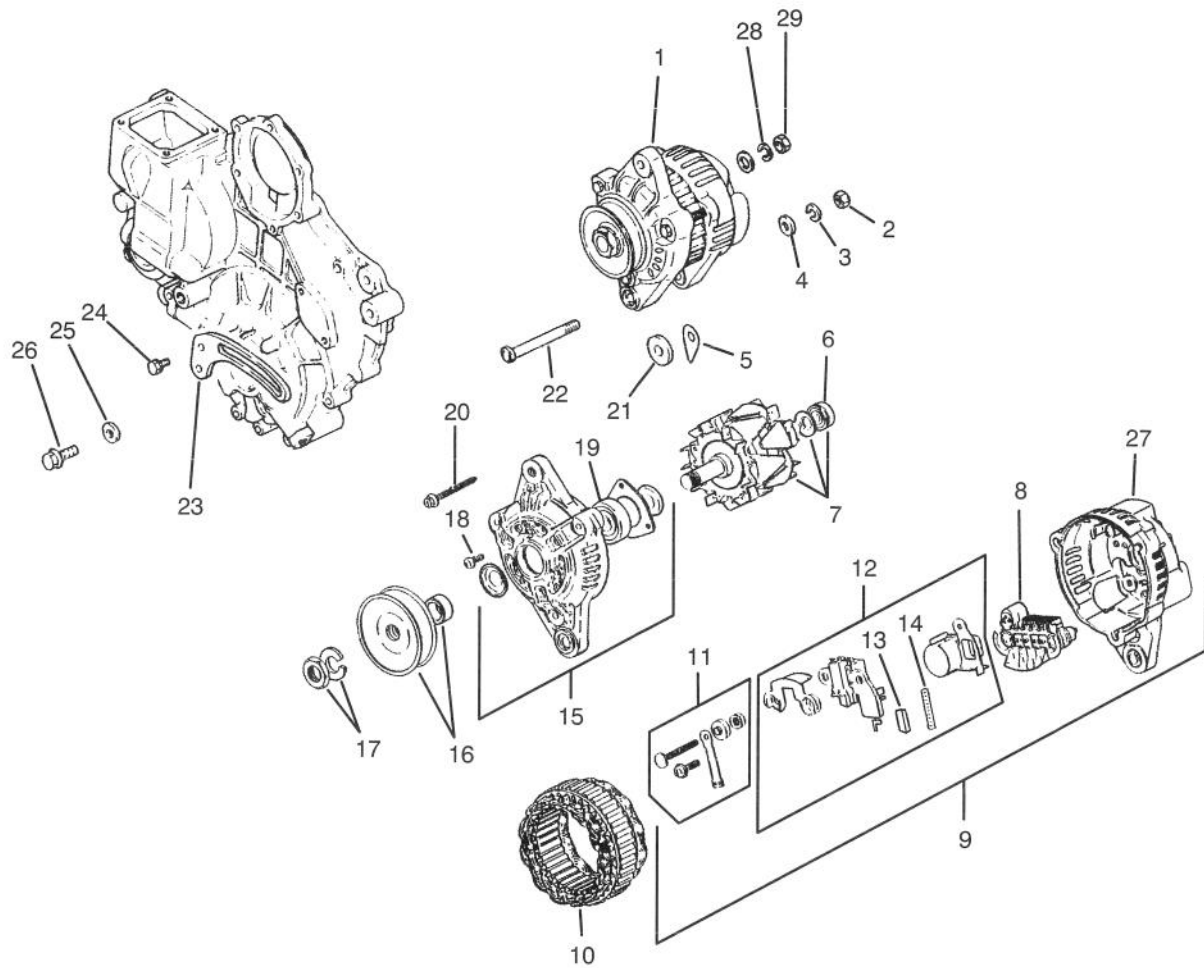


T-0614

## WATER PUMP ASSEMBLY

Ref. No.	Part No.	Description	No. Used
1	70-8730	Fan	1
2	67-4370	Pulley	1
3	67-4410	Belt - V	1
4	67-2330	Bolt	2
5	67-4400	Bolt	1
6	67-2600	Bolt	1

Ref. No.	Part No.	Description	No. Used
7	70-8740	Pump Assembly	1
8	67-4390	Gasket	1
9	67-4350	Switch Assy. - Press. Oil	1
10	67-2610	Bolt	2
11	42-9490	Bolt & Washer	4

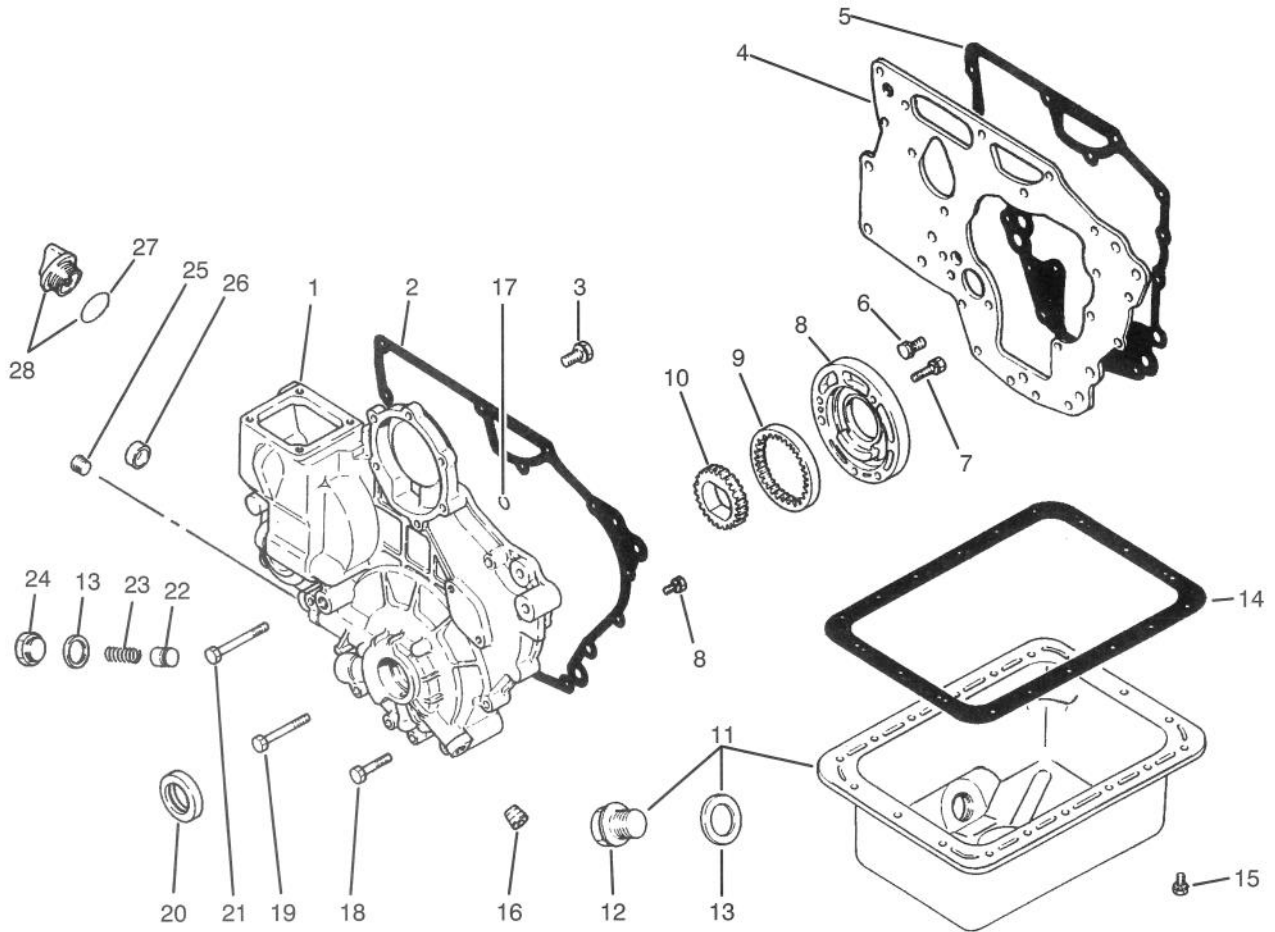


T-0573

## ALTERNATOR ASSEMBLY

Ref. No.	Part No.	Description	No. Used
1	67-4630	Alternator Assembly (Incl. Ref. #6-17)	1
2	67-4670	Nut	1
3	67-3260	Washer	1
4	42-9660	Washer	1
5	43-0370	Shim	1
6	67-4870	Bearing - Rear	1
7	67-4860	Rotor Assembly (Incl. Ref. #6)	1
8	67-4930	Rectifier Assembly	1
9	67-4890	Rear Bracket Assembly (Incl. Ref. #8, 11 & 12)	1
10	67-4880	Stator Assembly	1
11	67-4900	Terminal Set	1
12	67-4910	Regulator Assembly (Incl. Ref. #13 & 14)	1
13	67-4920	Brush	2

Ref. No.	Part No.	Description	No. Used
14	43-0510	Spring - Brush	2
15	67-4830	Front Bracket Assembly (Incl. Ref. #18 & 19)	1
16	67-4810	Pulley Set	1
17	43-1920	Nut - Special	1
18	67-4840	Screw - Set	1
19	67-4850	Bearing - Front	1
20	67-4820	Bolt Set	1
21	67-4620	Spacer	1
22	67-4640	Bolt	1
23	67-4650	Brace	1
24	42-9440	Bolt & Washer	1
25	54-8660	Washer	1
26	67-4660	Bolt - Flange	1
27	5-3637	Washer - Flat	1
28	43-5920	Washer - Lock	1
29	43-5970	Nut - Hex.	1



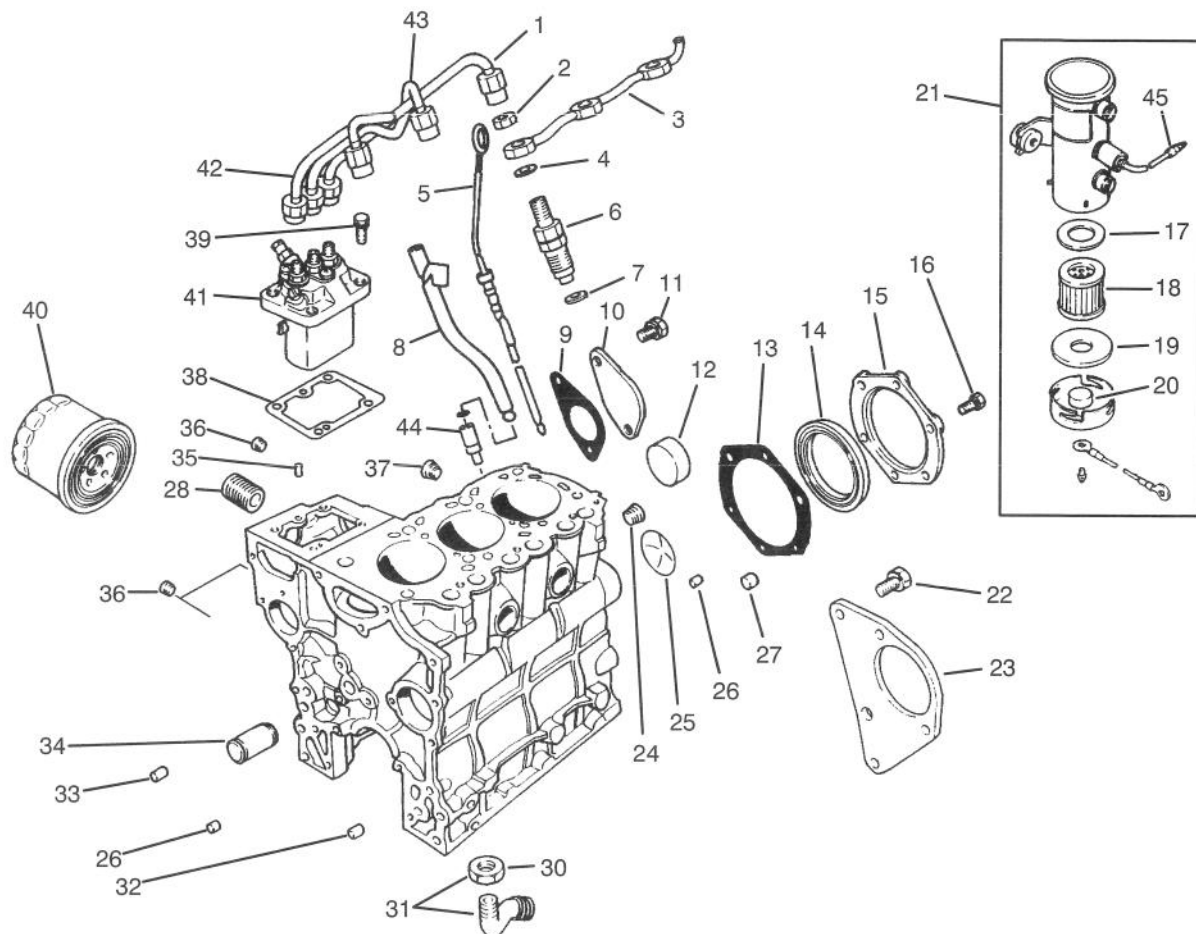
T-0613

## CRANKCASE ASSEMBLY

Ref. No.	Part No.	Description	No. Used
1	75-4920	Crankcase Sub-Assembly	1
2	67-2580	Gasket - Case	1
3	67-2340	Bolt & Washer	3
4	67-2310	Plate	1
5	67-2320	Gasket - Plate	1
6	42-9440	Bolt & Washer	11
7	67-2560	Bolt & Washer	3
8	67-2550	Housing - Pump, Oil	1
9	67-2540	Gear - Outer	1
10	67-2530	Gear - Inner	1
11	67-2470	Oil Pan Assembly (Incl. Ref. #15 & 16)	1
12	42-9260	Plug	1
13	42-7290	Gasket - Drain, Oil	2
14	67-2480	Gasket - Pan, Oil	1
15	42-9490	Bolt & Washer	18

Ref. No.	Part No.	Description	No. Used
16	42-7210	Plug	1
17	67-2630	O-Ring	2
18	67-2600	Bolt	3
19	67-2610	Bolt	4
20	67-2590	Seal - Oil	1
21	67-2620	Bolt	1
22	67-2500	Plunger	1
23	67-2510	Spring	1
24	67-2520	Plug	1
25	67-2570	Plug	1
26	67-2640	Cap	1
27	67-2660	O-Ring	1
28	67-2650	Oil Fill Cap Assembly (Incl. Ref. #27)	1
*	70-8790	GASKet Kit	1

\*Not Illustrated

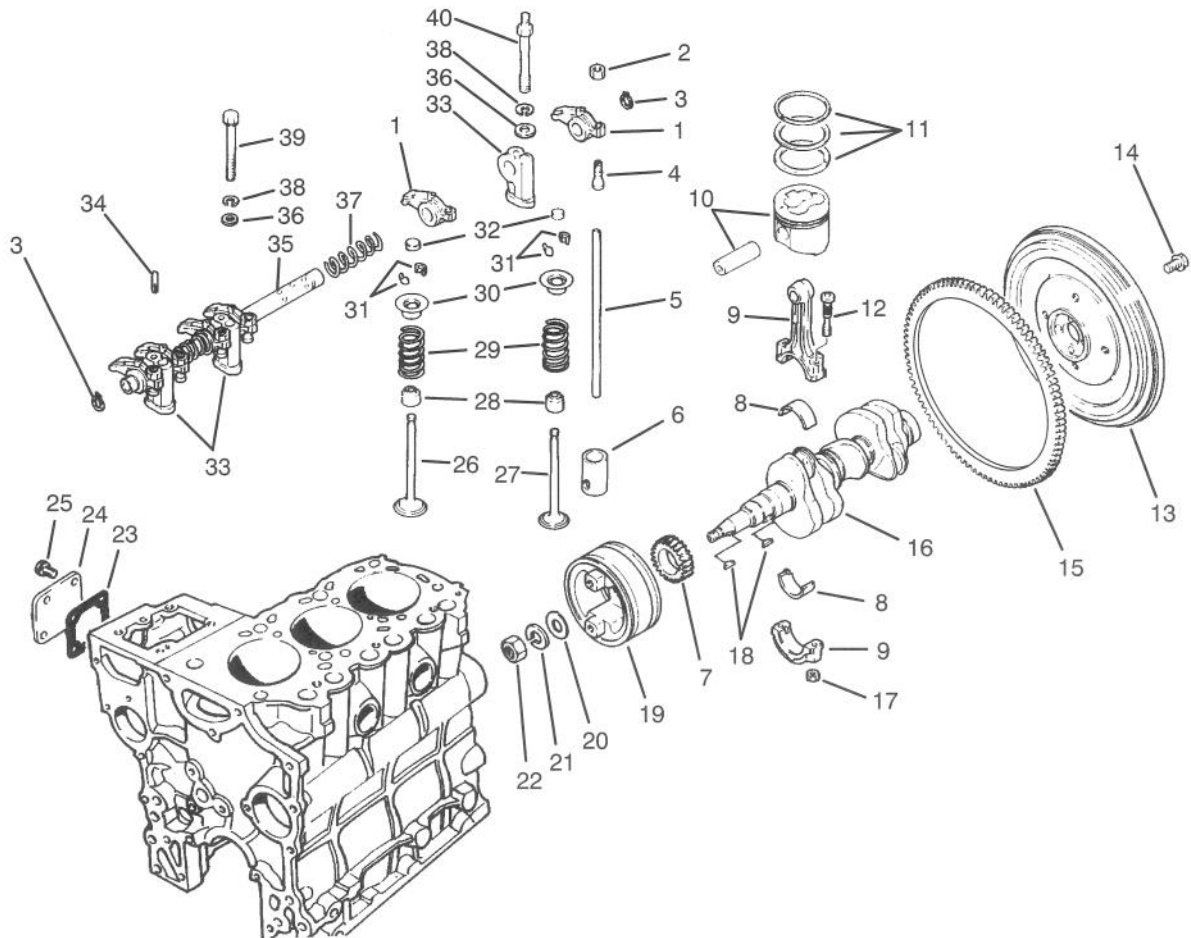


T-0569

## FUEL SUPPLY & ENGINE BLOCK ASSEMBLY

Ref. No.	Part No.	Description	No. Used	Ref. No.	Part No.	Description	No. Used
1	67-3420	Pipe Assembly No. 3	1	27	67-2380	Bushing	3
2	67-3430	Nut	3	28	56-1230	Shaft - Filter, Oil	1
3	70-8700	Pipe - Return, Fuel	1	29	67-2460	Bolt	4
4	67-3440	Gasket	3	30	42-9650	Nut - Jam	1
5	67-2450	Dipstick	1	31	67-4340	Screen Assembly (Incl. Ref. #30)	1
6	67-3380	Nozzle & Holder Assembly	1	32	67-2370	Bushing	1
7	67-3390	Gasket	3	33	42-7190	Bushing	1
8	67-2220	Guide	1	34	67-2260	Shaft - Idler	1
9	67-2300	Gasket	1	35	56-0220	Pin	2
10	67-2290	Cover	1	36	67-2210	Plug	3
11	67-2340	Bolt & Washer	2	37	56-0100	Plug	1
12	56-0020	Plug	1	38	67-3280	Shim - 0.2	1
13	67-2280	Gasket	1	*	67-3290	Shim - 0.3	1
14	67-2230	Seal - Oil	1	*	67-3300	Shim - 0.4	1
15	67-2270	Case	1	*	67-3310	Shim - 0.5	1
16	67-2330	Bolt	6	*	67-3320	Shim - 0.6	1
17	43-2570	Gasket	1	*	67-3330	Shim - 0.7	1
18	43-2550	Filter	1	*	67-3340	Shim - 0.8	1
19	43-2560	Gasket	1	*	67-3350	Shim - 0.9	1
20	43-2580	Magnet	1	*	67-3360	Shim - 1.0	1
21	53-8150	Pump Assembly (Incl. Ref. #17-20)	1	39	67-3370	Bolt & Washer	4
22	70-8890	Housing - Flywheel	1	40	67-4330	Oil Filter Assembly	1
23	67-2440	Bolt & Washer	9	41	70-8690	Pump Assembly	1
24	67-2390	Plug	1	42	67-3400	Pipe Assembly No.1	1
25	67-2350	Plug	1	43	67-3410	Pipe Assembly No.2	1
26	67-2360	Bushing	2	44	70-8530	Wire Assembly	1

\*Not Illustrated

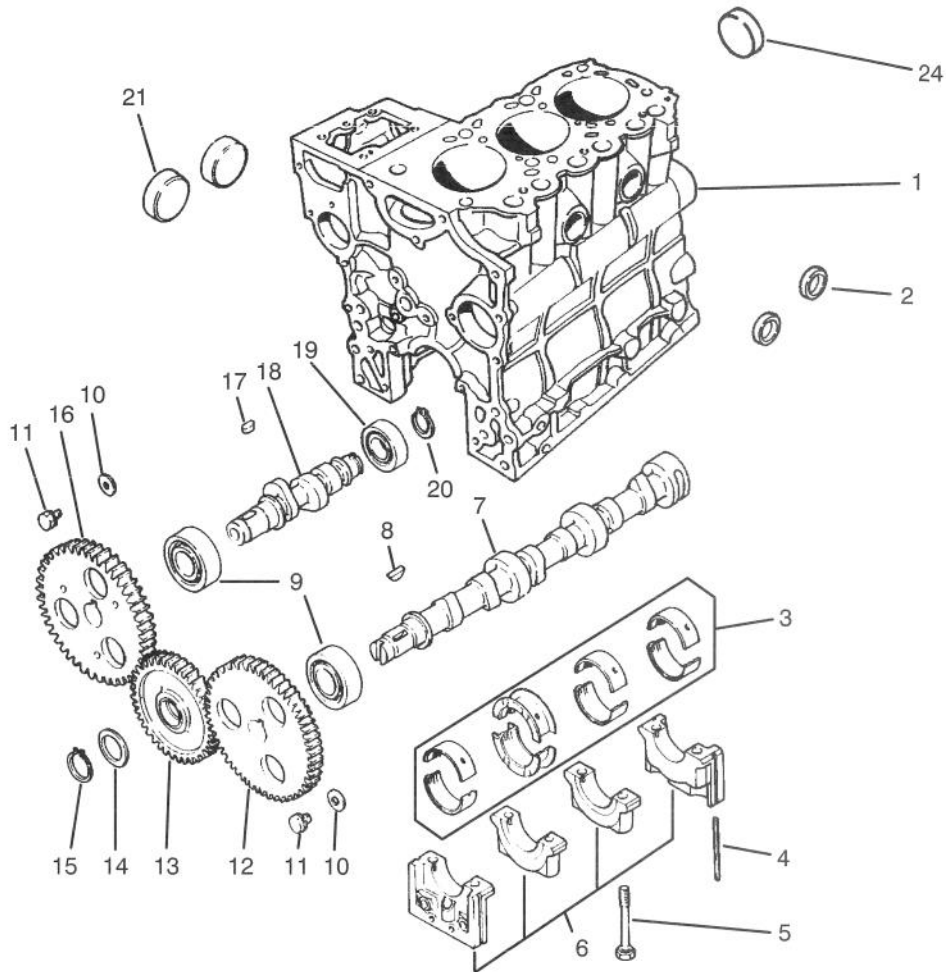


T-0611

## VALVES & CRANKSHAFT ASSEMBLY

Ref. No.	Part No.	Description	No. Used	Ref. No.	Part No.	Description	No. Used
1	67-3160	Arm - Rocker	6	17	42-9590	Nut	6
2	67-3230	Nut - Jam	6	18	56-0480	Key - Woodruff	2
3	67-3040	Ring - Snap	2	19	70-8680	Pulley - Crankshaft	1
4	67-3210	Screw - Adjusting	6	20	67-2950	Washer	1
5	67-3150	Rod - Push	6	21	67-2960	Washer - Lock	1
6	67-3120	Tappet	6	22	67-2940	Nut - Jam	1
7	67-2910	Gear	1	23	67-4310	Gasket	1
8	67-2880	Bearing Set - Std.	1	24	67-4250	Cover	1
*	67-2890	Bearing Set - 0.25 U.	1	25	42-9440	Bolt & Washer	4
*	67-2900	Bearing Set - 0.50 U.	1	26	67-3130	Valve - Intake	3
9	70-8860	Connecting Rod Assembly (Incl. Ref. #8, 9, 12 & 17)	3	27	67-3140	Valve - Exhaust	3
10	70-8830	Piston & Pin Set - Std.	1	28	42-7870	Seal	6
*	70-8840	Piston & Pin Set - 0.25 U.	1	29	67-3110	Spring	6
*	70-8850	Piston & Pin Set - 0.50 U.	1	30	67-3100	Retainer	6
11	70-8800	Piston Ring Set - Std.	1	31	42-7860	Lock	12
*	70-8810	Piston Ring Set - 0.25 U.	1	32	67-3180	Cap	6
*	70-8820	Piston Ring Set - 0.50 U.	1	33	67-3200	Stay - Rocker	3
12	67-2860	Bolt	6	34	67-3220	Pin	1
13	67-2970	Flywheel Assembly (Incl. Ref. #15)	1	35	67-3190	Rocker Shaft Assembly	1
14	67-2990	Bolt	4	36	42-9660	Washer	3
15	67-2980	Gear - Ring	1	37	67-3170	Spring	2
16	92-0845	Crankshaft	1	38	67-3260	Washer	3
				39	42-9510	Bolt	1
				40	67-3250	Bolt - Stay, Rocker	2

\*Not Illustrated



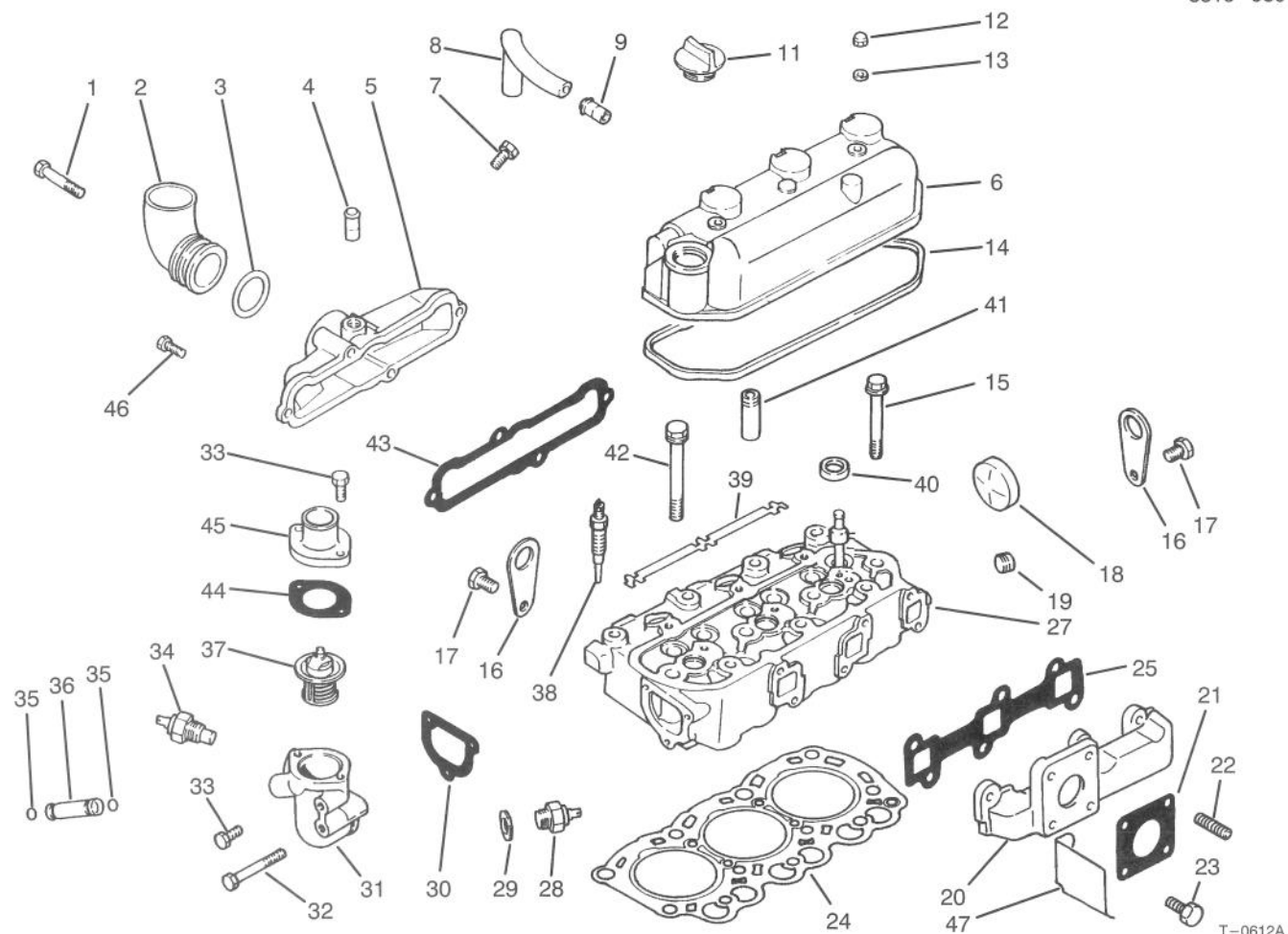
T-0610

## CAMSHAFT ASSEMBLY

Ref. No.	Part No.	Description	No. Used
1	70-8650	Block - Sub-Assembly (Incl. Ref. #2, 5-6 & 21)	1
2	42-7080	Cap	2
3	67-2400	Bearing Set - Std.	1
*	67-2410	Bearing Set - 0.25	1
*	67-2420	Bearing Set - 0.50	1
4	67-2200	Seal	4
5	67-2250	Bolt	8
6		Cap Assembly	1
7	67-3010	Camshaft	1
8	56-0480	Key - Woodruff	1
9	67-3030	Bearing	2

Ref. No.	Part No.	Description	No. Used
10	67-3000	Washer	2
11	42-9490	Bolt & Washer	2
12	67-3020	Gear	1
13	67-3090	Gear Assembly	1
14	67-3040	Plate	1
15	56-1060	Ring - Snap	1
16	67-3070	Gear	1
17	42-7840	Key	1
18	67-3060	Shaft	1
19	67-3050	Bearing	1
20	67-3080	Ring - Snap	1
21	56-0020	Plug	2

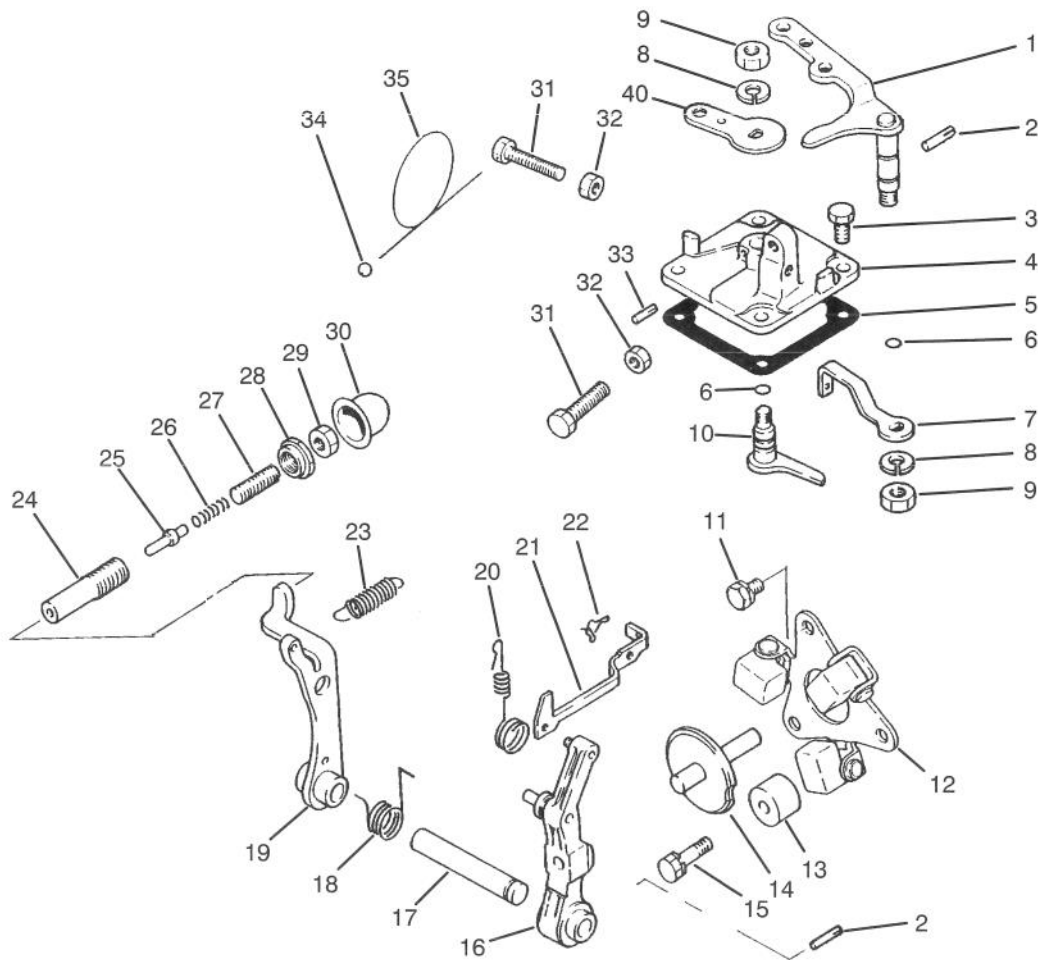
\*Not Illustrated



## CYLINDER HEAD ASSEMBLY

Ref. No.	Part No.	Description	No. Used
1	67-4400	Bolt	2
2	67-4520	Pipe	1
3	67-4540	O-Ring	1
4	42-7510	Pipe	1
5	67-4530	Cover - Intake (Incl. Ref. #4)	1
6	92-0846	Cover Assembly (Incl. Ref. #9)	1
7	42-9430	Bolt & Washer	1
8	67-2670	Hose - Breather	1
9	42-7510	Pipe	1
11	92-0847	Oil Filler Cap Assembly	1
12	67-2770	Nut - Cap	2
13	67-2780	Washer	2
14	67-2760	Gasket	1
15	67-2140	Bolt - Flange	3
16	67-2680	Hanger - Engine	2
17	67-2340	Bolt & Washer	2
18	56-0020	Plug - Expansion	1
19	67-2570	Plug - Taper	1
20	70-8750	Manifold - Exhaust	1
21	42-9110	Gasket	1
22	42-9570	Stud	4
23	67-4590	Bolt	6

Ref. No.	Part No.	Description	No. Used
24	70-8670	Gasket - Head, Cylinder	1
25	67-4570	Gasket - Manifold, Exhaust	1
27	70-8660	Cylinder Head Assembly (Incl. Ref. #18, & 40-41)	1
28	67-4500	Switch - Thermal	1
29	67-4490	Gasket	1
30	67-4460	Gasket - Fitting, Thermostat	1
31	67-4450	Fitting - Thermostat	1
32	67-4470	Bolt	1
33	67-2330	Bolt	4
34	67-4510	Nut - Gauge, Temp.	1
35	43-2710	O-Ring	2
36	67-4480	Pipe - By-Pass	1
37	67-5050	Thermostat	1
38	92-2539	Plug - Glow	3
39	67-4690	Plate - Plug, Glow	1
40	67-2710	Cap - Sealing	3
41	67-2700	Guide - Valve	6
42	67-2730	Bolt	8
43	67-4550	Gasket - Manifold, Intake	1
44	67-4430	Gasket - Outlet, Water	1
45	67-4420	Fitting - Outlet, Water	1
46	67-2330	Bolt	2
47	72-6140	Shield - Heat, Alternator	1



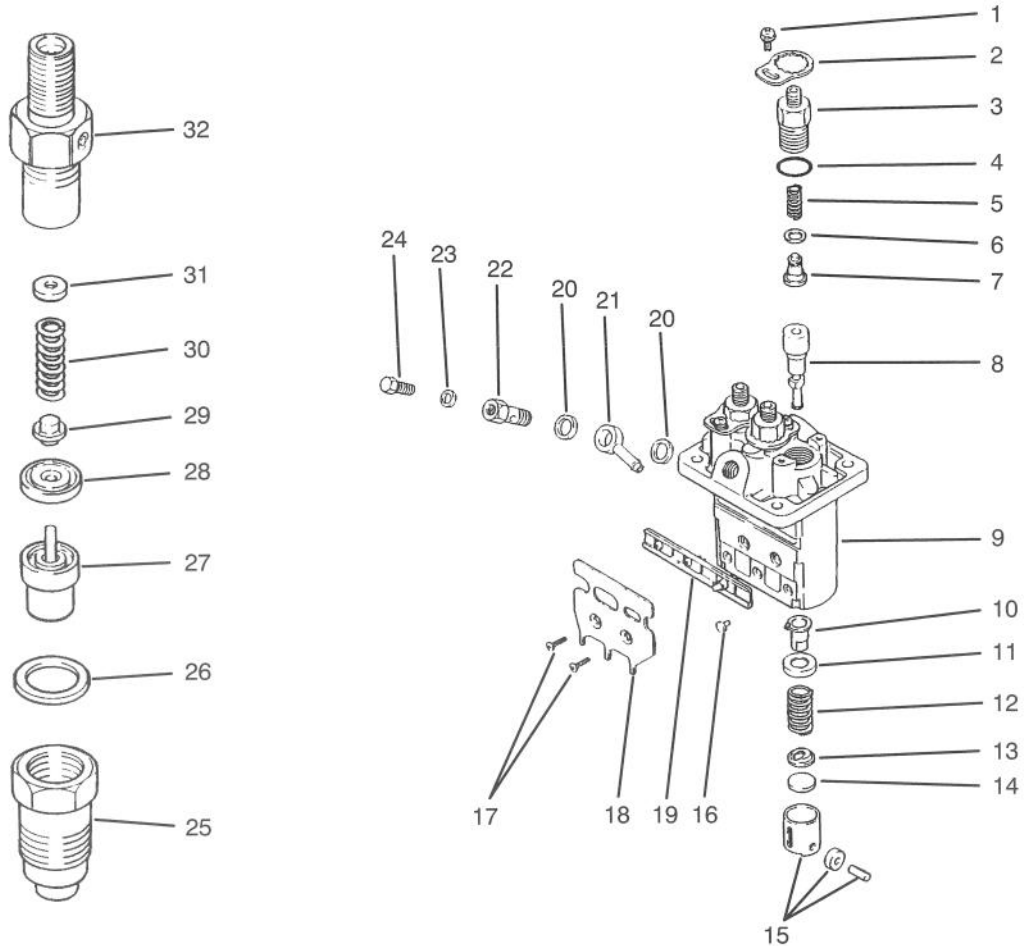
T-0615

## GOVERNOR ASSEMBLY

Ref. No.	Part No.	Description	No. Used
1	67-3990	Speed Control Lever Assy.	1
2	67-4000	Pin	2
3	67-4270	Bolt	4
4	67-4130	Cover - Governor	1
5	67-4160	Gasket	1
6	42-8830	O-Ring	2
7	67-4020	Lever - Spring, Governor	1
8	67-3260	Washer	2
9	42-9640	Nut - Jam	2
10	67-4140	Lever - Stop Assembly	1
11	42-9430	Bolt & Washer	2
12	67-4040	Weight Assembly	1
13	67-4010	Stopper	1
14	67-4070	Sliding Shaft Assembly	1
15	67-4280	Bolt & Washer	1
16	67-4060	Governor Lever Assembly	1
17	67-4050	Shaft	1
18	67-5040	Spring	1
19	67-4090	Tension Lever Assembly	1
20	70-8720	Spring - Tie Rod	1
21	67-4030	Rod - Tie	1

Ref. No.	Part No.	Description	No. Used
22	67-4080	Clip	1
23	67-4260	Spring	1
24	67-4210	Case - Torque Spring	1
25	67-4230	Stopper	1
26	67-4190	Spring - Torque	1
27	67-4220	Screw - Adjusting	1
28	67-4200	Nut - Special	1
29	67-4180	Nut	1
30	67-4240	Cap	2
31	42-9420	Bolt	2
32	67-4290	Nut	2
33	67-4120	Pin	1
34	42-8690	Metal - Sealing	1
35	42-8700	Wire	1
36	67-4150	Lever - Stop	1
*	67-4110	Cover Assembly (Incl. Ref. #4, 6, 8-10, 33 & 36)	1
*	67-4170	Spring Set (Incl. Ref. #24-29)	1

\*Not Illustrated

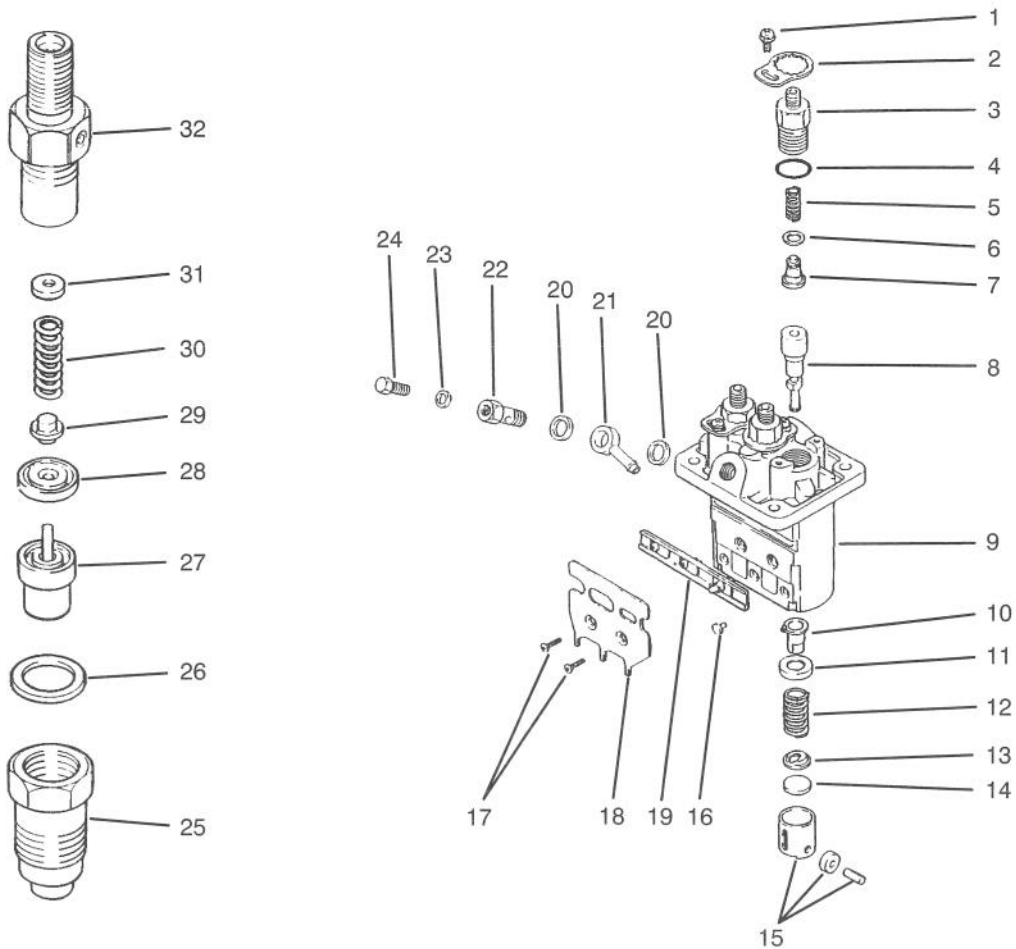


T-0570

## FUEL INJECTION PUMP ASSEMBLY

Ref. No.	Part No.	Description	No. Used	Ref. No.	Part No.	Description	No. Used
1	67-3770	Screw & Washer	3	15	67-3700	Tappet Assembly	3
2	67-3760	Plate - Lock	3	16	67-3810	Pin	3
3	67-3470	Holder - Delivery Valve	3	17	67-3790	Screw	2
4	67-3480	O-Ring	3	18	67-3800	Bracket	1
5	67-3490	Spring	3	19	67-3780	Rack Assembly	1
6	42-8240	Gasket	3	20	67-3750	Washer	2
7	67-6500	Valve	3	21	67-3740	Nipple	1
8	70-8710	Element	3	22	67-3730	Screw	1
9	67-3460	Housing - Pump	1	23	67-3720	Washer	1
10	67-3520	Sleeve	3	24	67-3710	Screw - Bleed, Air	1
11	67-3530	Seat	3	25	67-3970	Nut	3
12	67-3540	Spring	3	26	67-3980	Gasket	3
13	67-3550	Seat	3	27	67-3960	Nozzle Assembly	3
14	67-3560	Plate - Shim 1.85	1	28	67-3950	Piece	3
*	67-3570	Plate - Shim 1.9	1	29	67-3940	Pin	3
*	67-3580	Plate - Shim 1.95	1	30	67-3930	Spring	3
*	67-3590	Plate - Shim 2.0	1	31	67-3830	Washer - 1.25	1
*	67-3600	Plate - Shim 2.05	1	*	67-3840	Washer - 1.3	1
*	67-3610	Plate - Shim 2.1	1	*	67-3850	Washer - 1.35	1
*	67-3620	Plate - Shim 2.15	1	*	67-3860	Washer - 1.4	1
*	67-3630	Plate - Shim 2.2	1	*	67-3870	Washer - 1.45	1
*	67-3640	Plate - Shim 2.25	1	*	67-3880	Washer - 1.5	1
*	67-3650	Plate - Shim 2.3	1	*	67-3890	Washer - 1.55	1
*	67-3660	Plate - Shim 2.35	1	*	67-3900	Washer - 1.6	1
*	67-3670	Plate - Shim 2.4	1	*	67-3910	Washer - 1.65	1
*	67-3680	Plate - Shim 2.45	1	*	67-3920	Washer - 1.7	1
*	67-3690	Plate - Shim 2.5	1				

\*Not Illustrated



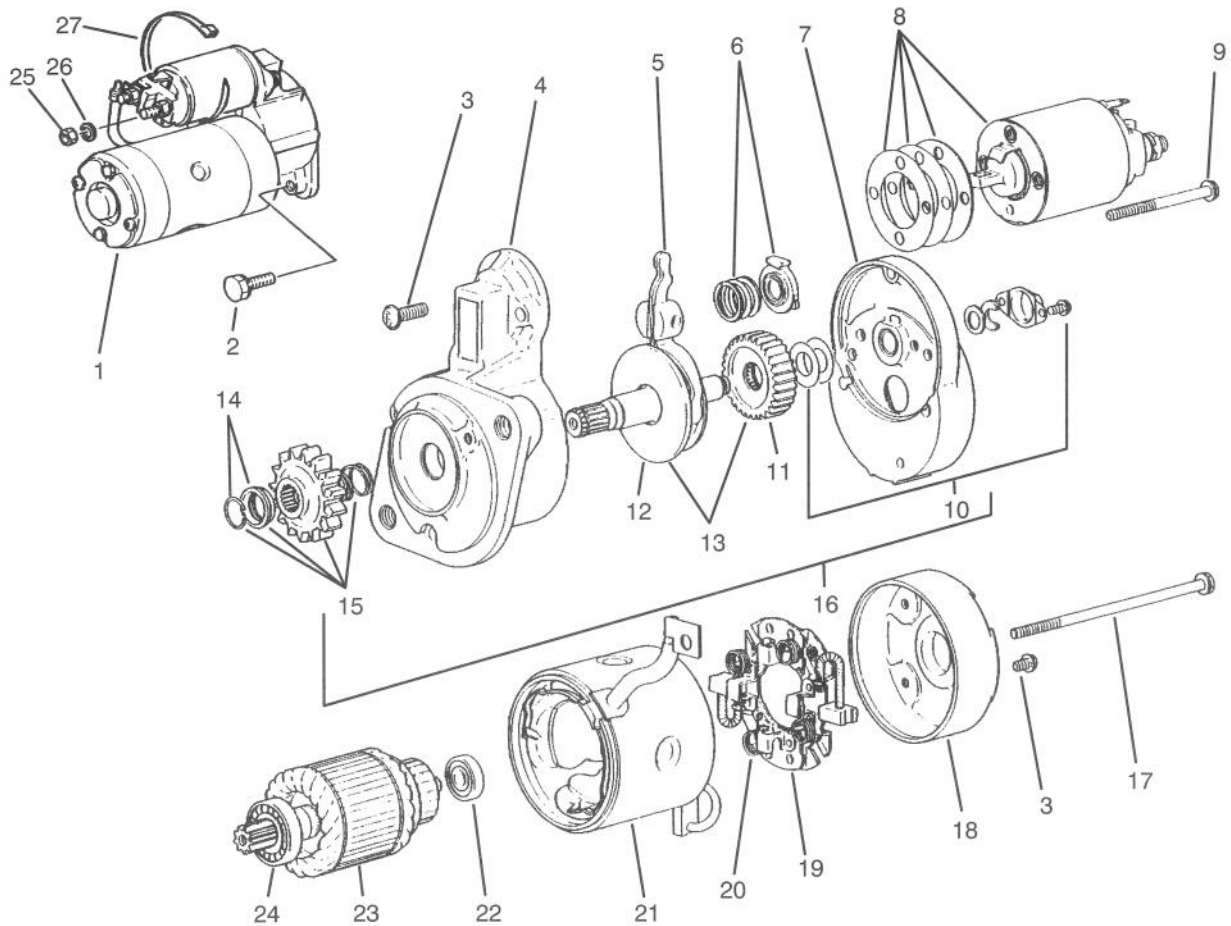
T-0570

## FUEL INJECTION PUMP ASSEMBLY (Continued)

Ref. No.	Part No.	Description	No. Used
32	67-3820	Body	3
*	70-8690	Pump Assembly (Incl. Ref. #1-24)	1

Ref. No.	Part No.	Description	No. Used
*	67-3380	Nozzle & Holder Assembly (Incl. Ref. #25-32)	3

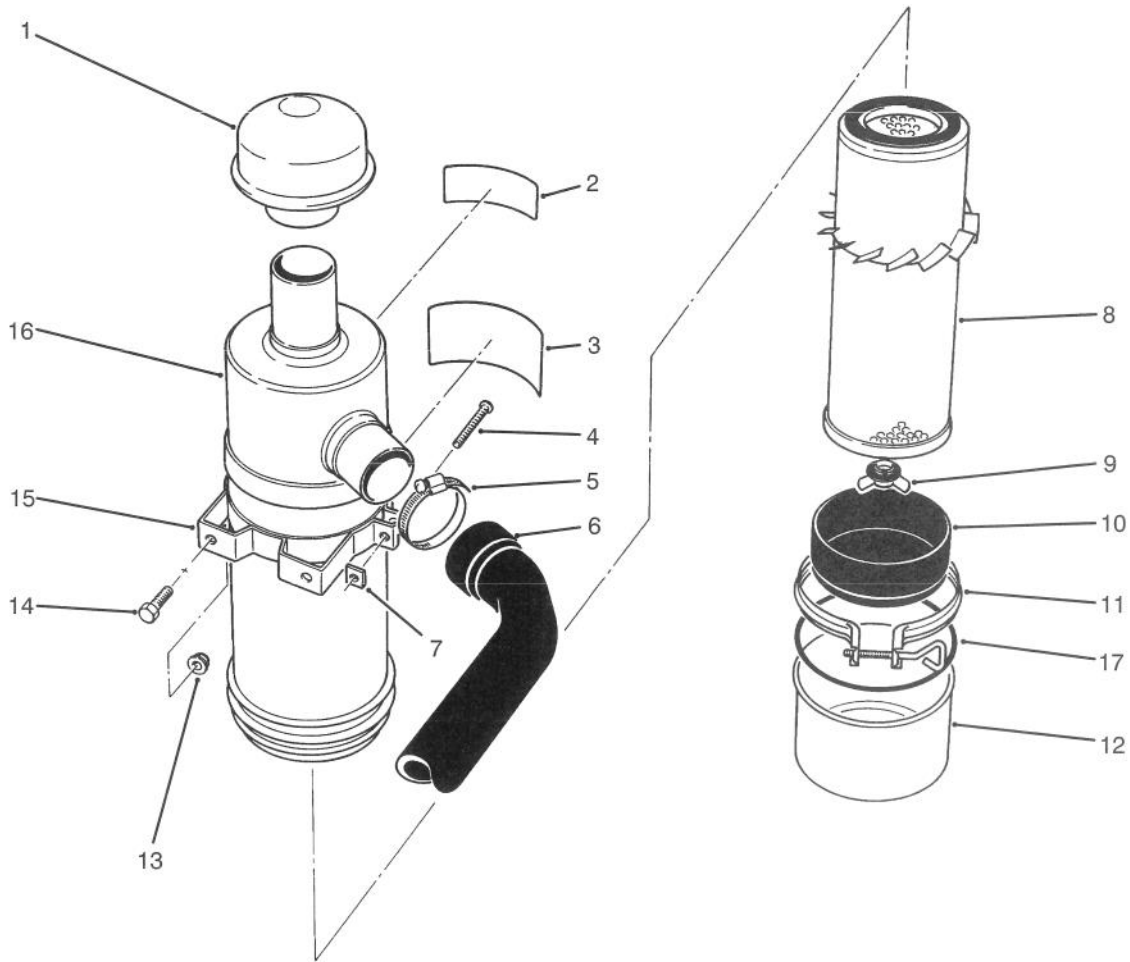
\*Not Illustrated



T-0616

## STARTER ASSEMBLY

Ref. No.	Part No.	Description	No. Used	Ref. No.	Part No.	Description	No. Used
1	70-8760	Starter Assembly (Incl. Ref. #3-24)	1	16	67-4760	Shaft Assembly (Incl. Ref. #10, 13 & 15)	1
2	67-4610	Bolt & Washer	2	17	56-1610	Bolt	1
3	56-1510	Screw - Set	1	18	56-1720	Rear Bracket Assembly	1
4	70-8770	Front Basket Assembly	1	19	56-1700	Brush Holder Assembly (Incl. Ref. #20)	1
5	67-4720	Lever Assembly	1	20	56-1710	Spring - Brush	4
6	67-4730	Spring Set	1	21	67-4800	Yoke Assembly	1
7	70-8780	Center Bracket Assembly	1	22	56-1600	Bearing - Rear	1
8	67-4750	Switch Assembly	1	23	56-1580	Armature Set (Incl. Ref. #22 & 24)	1
9	52-1570	Bolt Set	1	24	56-1590	Bearing - Front	1
10	56-1680	Cover Set	1	25	57-6390	Nut - Hex.	2
11	56-1670	Gear	1	26	42-9850	Washer - Lock	2
12	67-4790	Shaft Assembly	1	27	3290-379	Tie - Cable	2
13	67-4780	Gear Set (Incl. Ref. #11 & 12)	1				
14	56-1640	Stopper Set	1				
15	67-4770	Pinion Set (Incl. Ref. #14)	1				

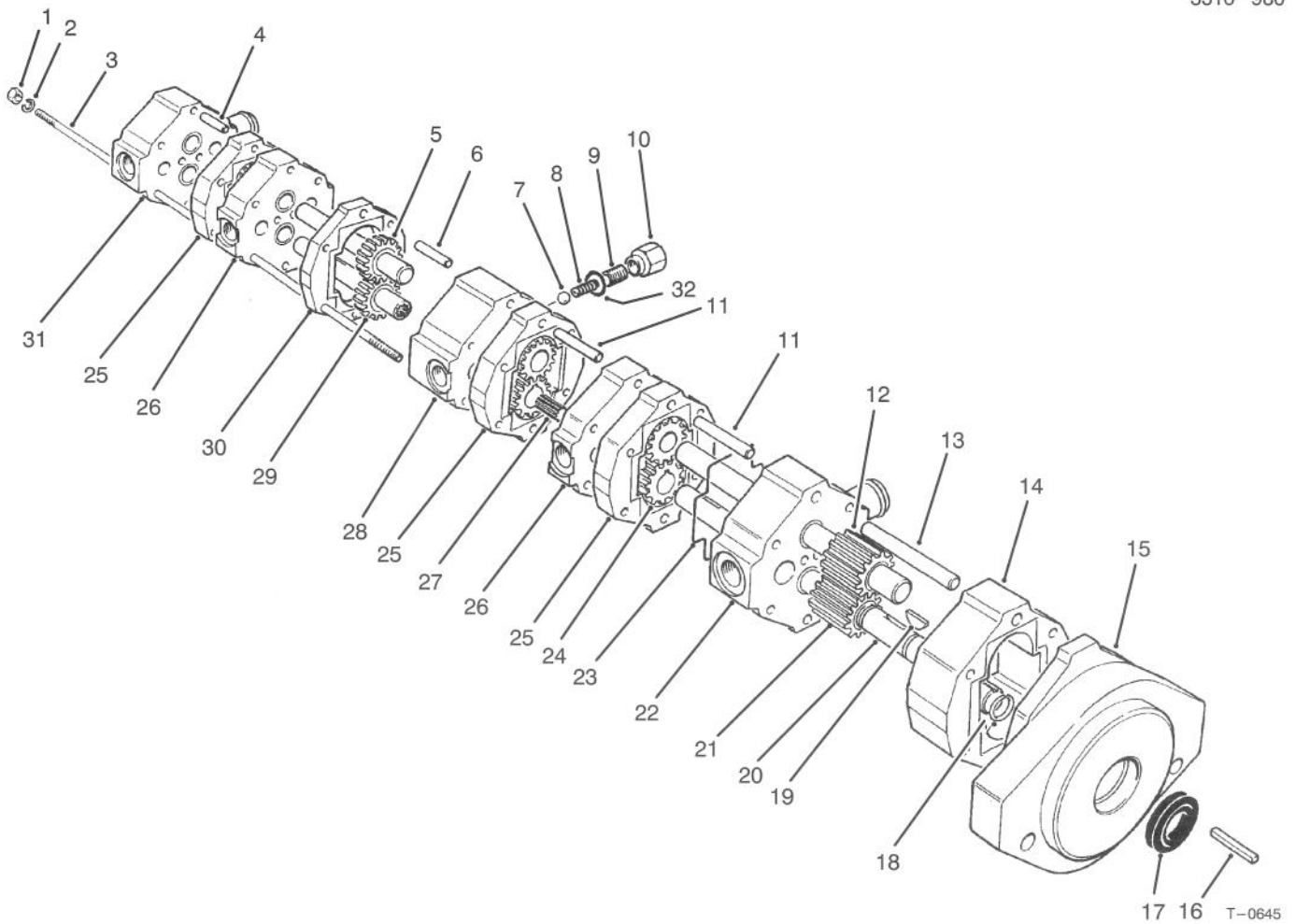


T-0636

## AIR CLEANER ASSEMBLY

Ref. No.	Part No.	Description	No. Used
1	27-7180	Cap - Inlet, Air Cleaner	1
2	67-1700	Decal - Fluid, Starting	1
3	27-7160	Decal - Instructions	1
4	3258-19	Screw - Round Head	2
5	2412-42	Clamp - Hose	2
6	68-5900	Hose - Cleaner, Air	1
7	32107-11	Nut	2
8	27-7110	Element - Cleaner, Air	1
9	27-7120	Nut & Gasket Assembly	1
10	27-7140	Skirt - Baffle	1

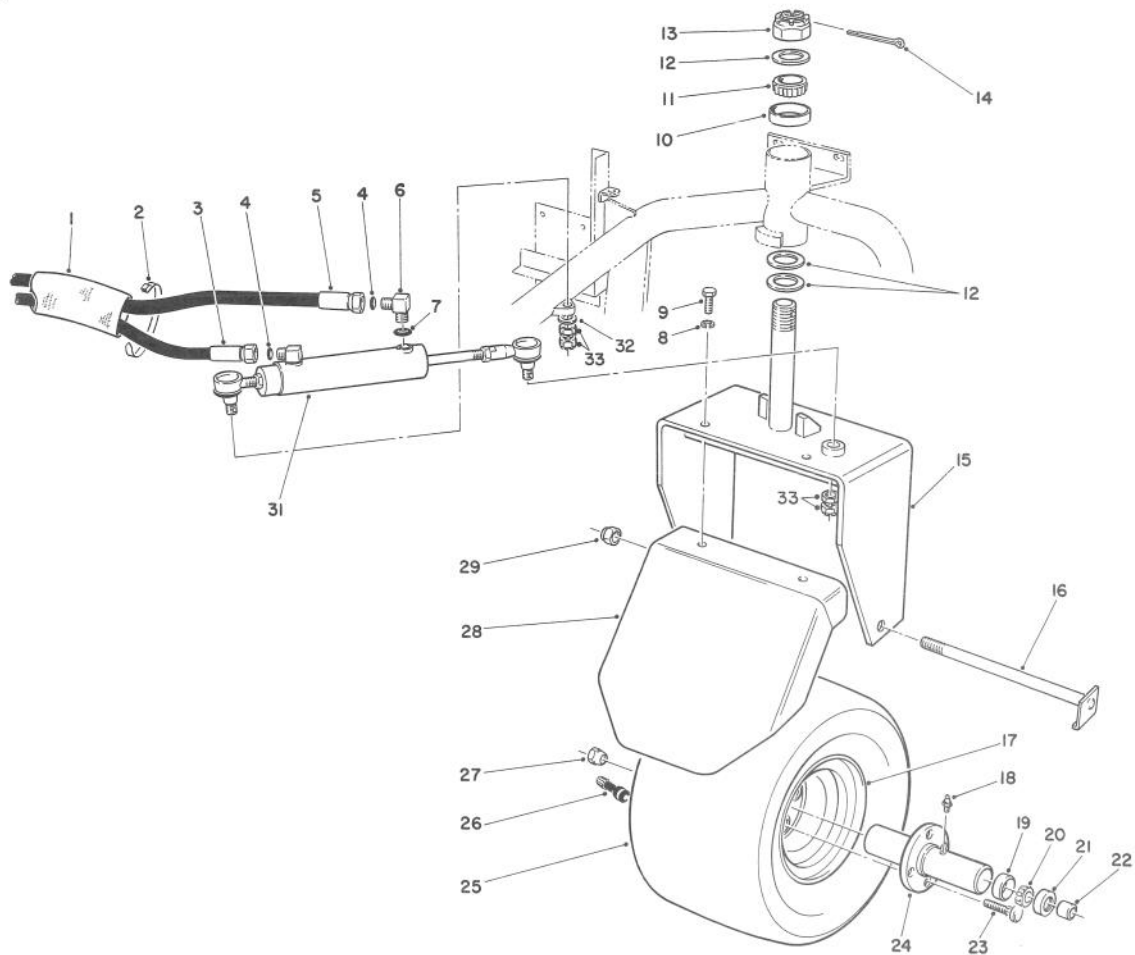
Ref. No.	Part No.	Description	No. Used
11	27-7130	Clamp Assembly	2
12	27-7150	Cap Assembly	1
13	32128-20	Nut - Lock, Flange	4
14	322-2	Screw - Cap, Hex. Hd.	4
15	27-7170	Band Assembly (Incl. Ref. #4 & 7)	2
16	27-7100	Air Cleaner Assembly (Incl. Ref. #3 & 8-12)	1
17	80-3330	Gasket	1



### HYDRAULIC PUMP 68-4940

Ref. No.	Part No.	Description	No. Used
1	3217-6	Nut - Lock	4
2	354-16	Washer - Lock	4
3	354-17	Stud - Threaded	4
4	354-11	Pin - Dowel	2
5	354-9	Idler Shaft - Gear Assy.	1
6	354-12	Pin - Dowel	2
7		Ball - Valve	1
8		Spring - Compression	1
9		Adjuster - Valve	1
10		Cap - Adjuster, Valve	1
11	354-13	Pin - Dowel	4
12	354-10	Idler Shaft - Gear Assy.	1
13	354-14	Pin - Dowel	2
14	353-971	Plate - Gear 66B	1
15	354-2	Body Assembly	1
16	5-0946	Key - Square	1
17	354-15	Seal - Shaft	1

Ref. No.	Part No.	Description	No. Used
18	353-886	Ring - Retaining	2
19	353-884	Key - Woodruff	4
20	354-1	Shaft - Drive	1
21	353-964	Gear - 66B	1
22	354-3	Bearing Plate Assembly	1
23	353-922	Seal - Ring	10
24	353-967	Gear - 33B	6
25	353-969	Plate - Gear 33B	3
26	353-923	Bearing Plate Assembly	2
27	354-5	Adapter - Splined	1
28	354-4	Bearing Plate Assembly (Incl. Ref. #7-10 & 32)	1
29	354-8	Drive Shaft - Gear Assy.	1
30	354-6	Plate - Gear 18B	1
31	354-7	Cover Assembly	1
32	354-35	Gasket	1

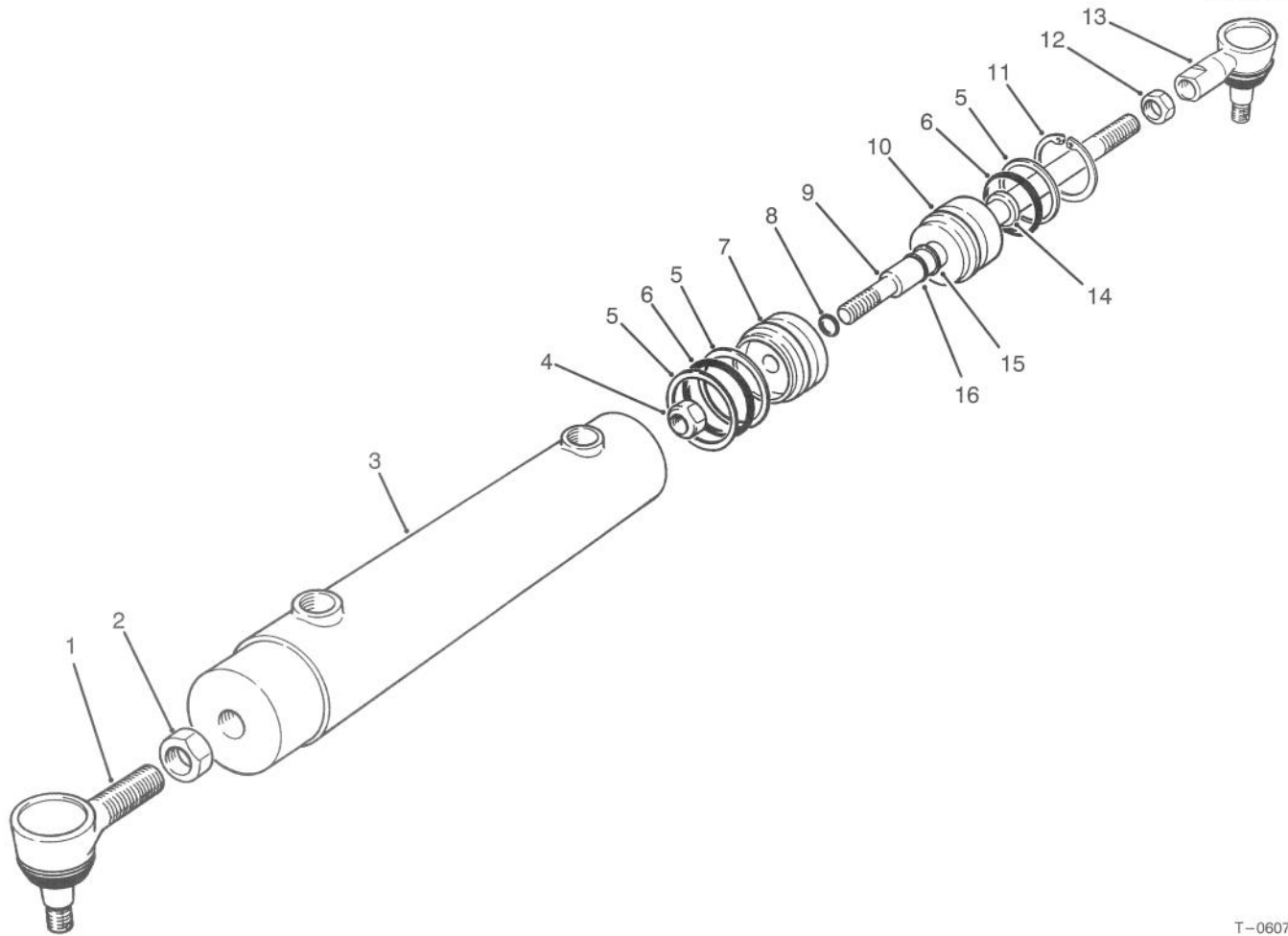


T-0638

## REAR WHEEL ASSEMBLY

Ref. No.	Part No.	Description	No. Used
1	56-7983	Sleeve - Protective	1
2	3290-378	Tie - Cable	2
3	68-5750	Hose - Hydraulic	1
4	237-35	O-Ring	2
5	68-5760	Hose - Hydraulic	1
6	340-132	Fitting - Hydraulic (Incl. Ref. #4 & 7)	2
7	237-78	O-Ring	2
8	3253-4	Washer - Lock	2
9	322-3	Screw - Cap, Hex. Hd.	2
10	254-61	Cup - Bearing	2
11	254-70	Cone - Bearing	2
12	18-6320	Washer - Thrust	3
13	32136-9	Nut - Castle	1
14	3272-37	Pin - Cotter	1
15	70-8330	Fork - Caster	1
16	70-8370	Bolt - Wheel, Castor	1

Ref. No.	Part No.	Description	No. Used
17	242-86	Rim	1
18	302-5	Fitting - Grease	1
19	254-79	Cup - Bearing	2
20	254-78	Cone - Bearing	2
21	253-111	Seal - Bearing	2
22	70-8490	Spacer	2
23	10-6830	Stud - Drive	4
24	75-9440	Hub Assembly (Incl. Ref. #18, 19 & 23)	1
25	70-8500	Tire	1
26	232-24	Stem - Valve	1
27	242-50	Nut - Lock	4
28	70-8400	Fender - Rear	1
29	3296-50	Nut - Lock	1
31	68-4770	Cylinder - Steering, Hyd.	1
32	3256-24	Washer - Flat	1
33	3220-3	Nut - Jam	4

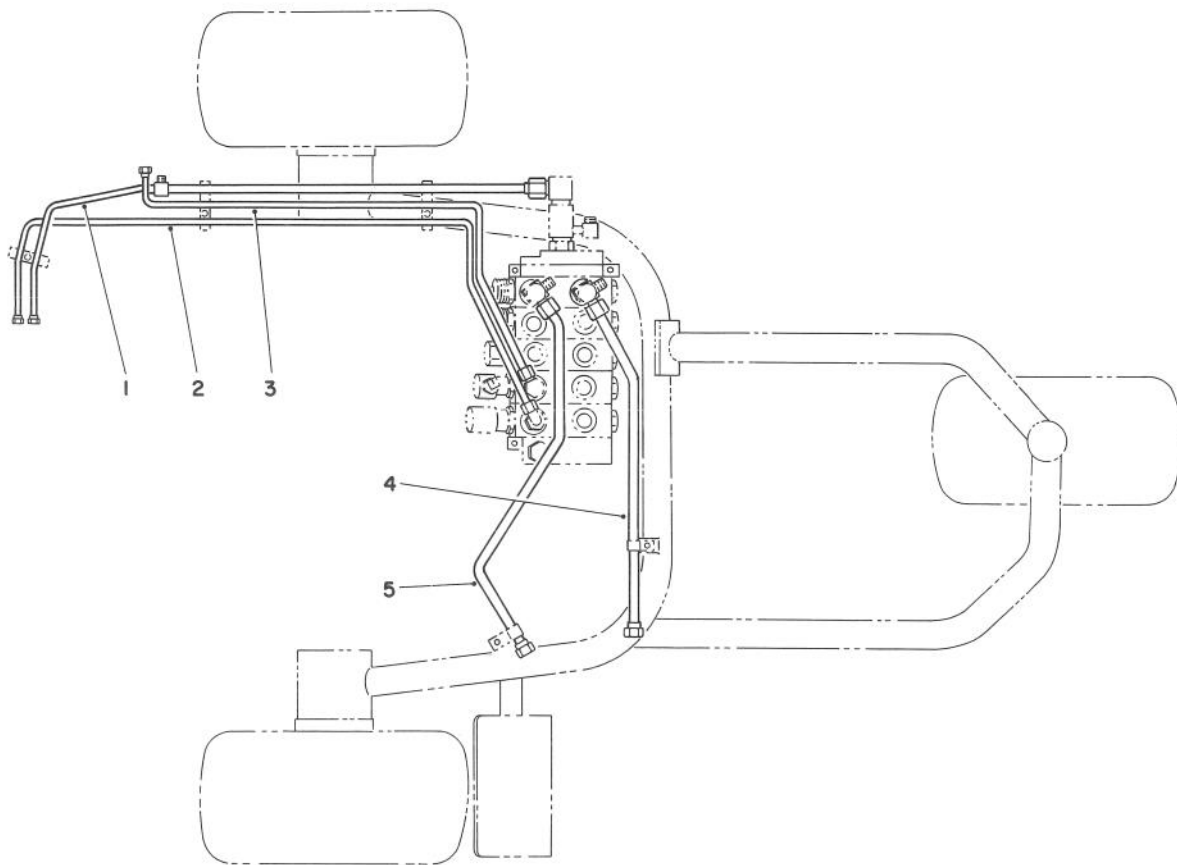


T-0607

## HYDRAULIC STEERING CYLINDER

Ref. No.	Part No.	Description	No. Used
1	21-0140	Joint - Ball	1
2	3219-5	Nut - Jam	1
3	68-4820	Barrel	1
4	32152-7	Nut - Lock	1
5		Washer - Backup	3
6		O-Ring	2
7	68-4790	Piston - Cylinder	1
8		O-Ring	1
9	68-4800	Shaft - Cylinder	1
10	68-4780	Head - Cylinder	1

Ref. No.	Part No.	Description	No. Used
11	68-4810	Ring - Retaining	1
12	3218-5	Nut - Jam	1
13	68-5150	Joint - Ball	1
14		Seal - Dust	1
15		Washer - Backup	1
16		Seal - Dust	1
*	68-4830	Cylinder Repair Kit (Incl. Ref. #5-6, 8 & 14)	1
*	68-4770	Hydraulic Steering Cylinder (Incl. Ref. #3-11 & 14-16)	1



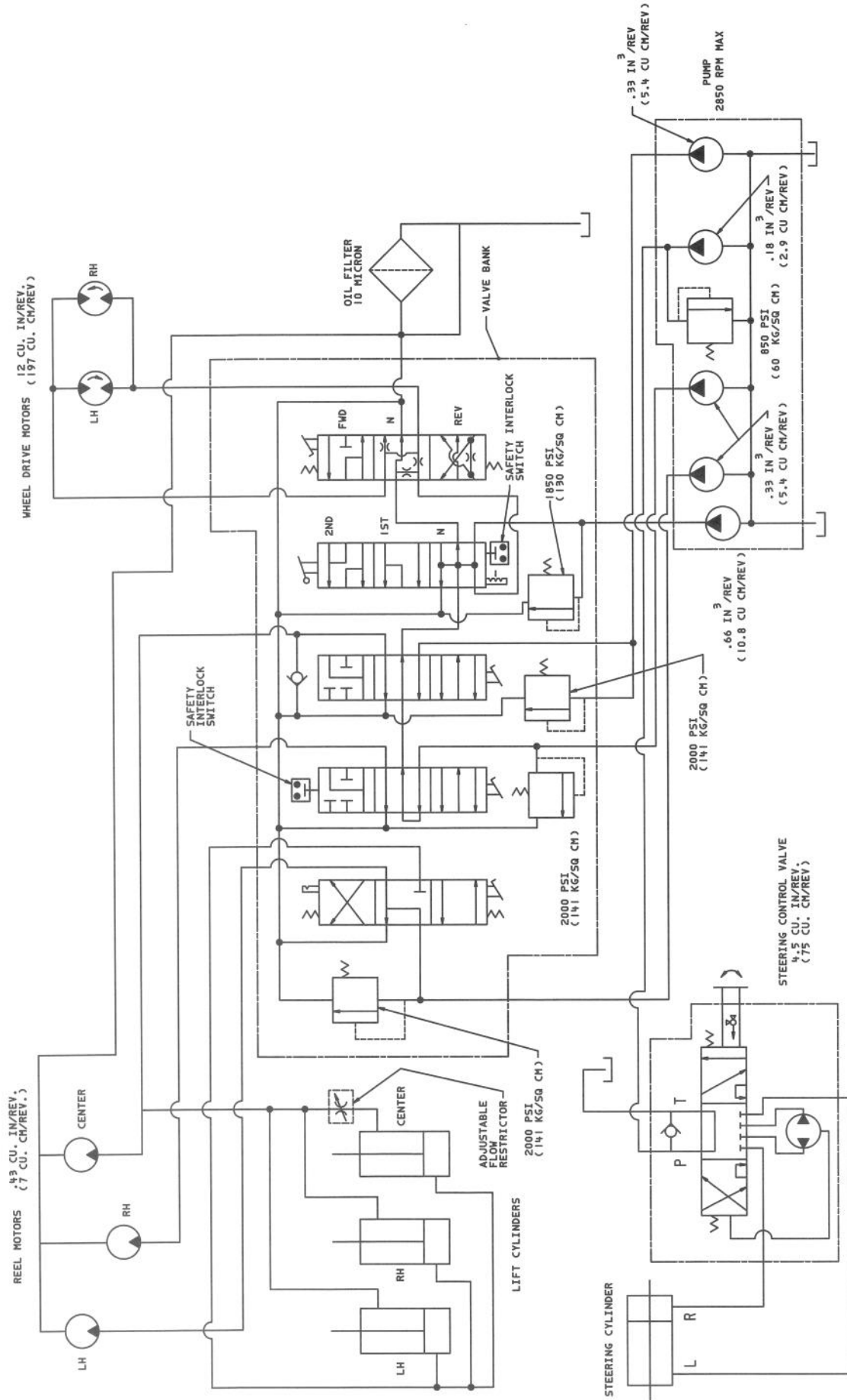
T-0647

## HYDRAULIC SYSTEM ASSEMBLY

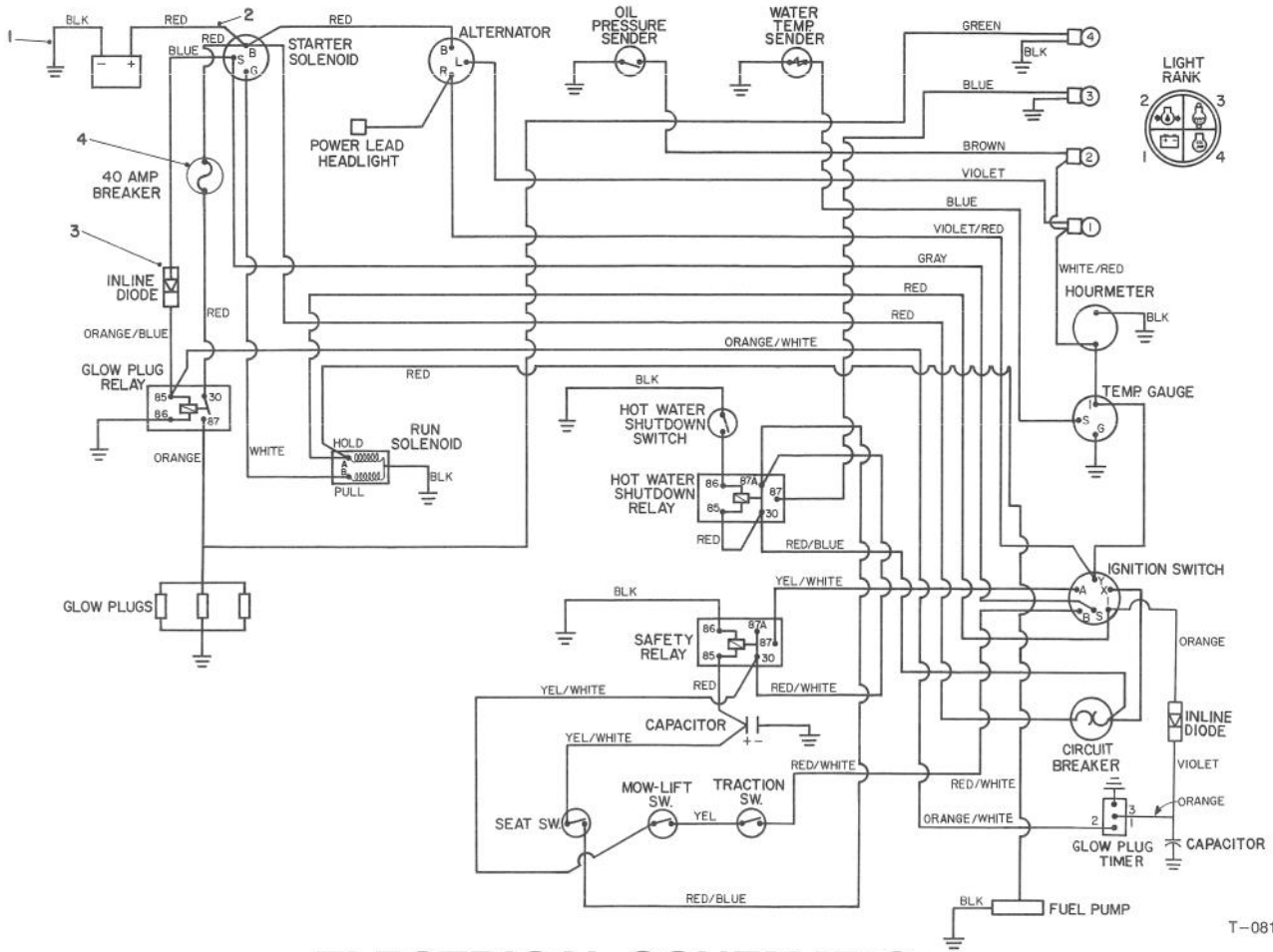
Ref. No.	Part No.	Description	No. Used
1	63-4040	Tube - Hydraulic	1
2	63-4020	Tube - Hydraulic	1
3	63-4030	Tube - Hydraulic	1

Ref. No.	Part No.	Description	No. Used
4	83-1200	Tube - Hydraulic	1
5	70-7130	Tube - Hydraulic	1

# HYDRAULIC SCHEMATIC



T-1553



T-0819A

## ELECTRICAL SCHEMATIC

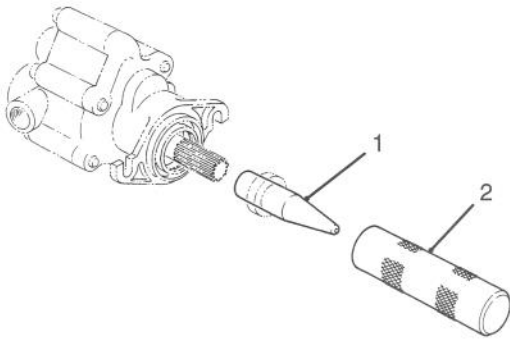
Ref. No.	Part No.	Description	No. Used
1	92-1190	Cable - Battery, Negative	1
2	92-1191	Cable - Battery, Positive	1
3	86-7470	Diode - Inline	2
4	70-8570	Breaker - Circuit	1

Ref. No.	Part No.	Description	No. Used
5	92-3057	Capacitor Assembly	1
*	92-2360	Wire Harness Assembly (Incl. Ref. #3 & 4)	1

\*Not Illustrated

# SPECIAL TOOLS

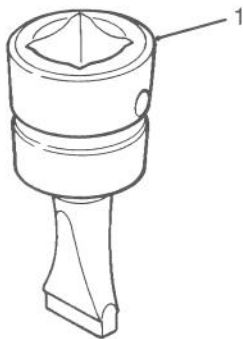
## REEL MOTOR SEAL INSTALLATION TOOLS



T-0727

Ref. No.	Part No.	Description	No. Used
1	TOR491430	Protector – Seal	1
2	TOR491450	Installer – Seal	1

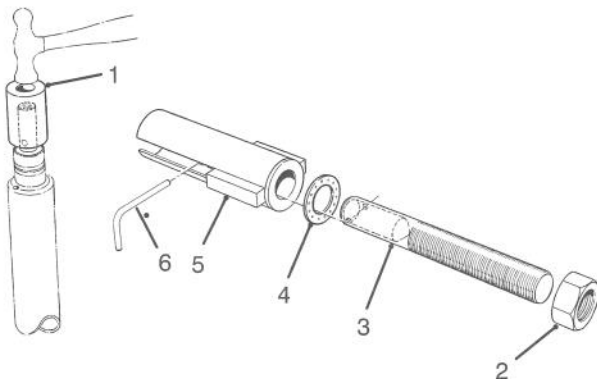
## BED KNIFE SCREW TOOL NO. TOR510880



T-0729

Ref. No.	Part No.	Description	No. Used
1		Tool – Bed Knife Screw	1

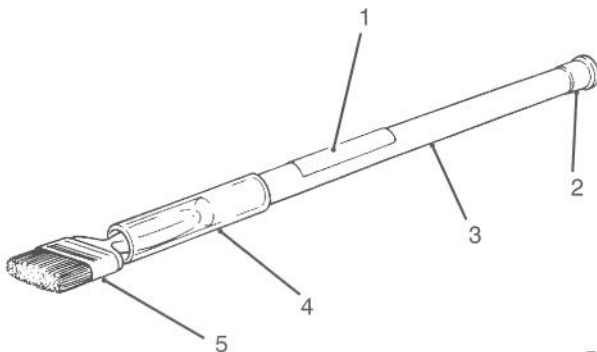
## BEARING REPLACEMENT TOOL KIT NO. TOR238900



T-0730

Ref. No.	Part No.	Description	No. Used
1	23-8880	Driver – Bearing	2
2	3219-18	Nut – Hex.	1
3	23-8840	Puller – Bolt	1
4	22-6090	Washer – Thrust	1
5	23-8850	Tube – Support	1
6	23-8860	Pin – Bearing Rplcmnt.	1

## BACKLAPPING BRUSH ASSEMBLY NO. 29-9100



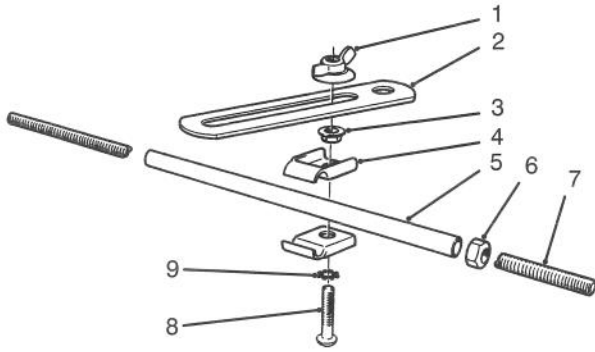
T-0731

Ref. No.	Part No.	Description	No. Used
1	12-9140	Decal	1
2	2410-18	Plug	1
3	29-9080	Handle	1
4	29-9090	Hose – Handle	1
5	36-4310	Brush	1

Note: Special tools may be ordered from: Owatonna Tool Company 2013 4th St. NW Owatonna, MN 55060

# SPECIAL TOOLS (Continued)

## ALIGNMENT TOOL NO. TOR200120



T-0732

Ref. No.	Part No.	Description	No. Used
1	3-4808	Nut - Wing	1
2	20-0110	Bracket - Alignment	1
3	32128-20	Nut - Lock, Flange	1
4	3-6657	Clip - Skid	2
5	20-0070	Tube	1
6	3219-2	Nut - Hex.	1
7	20-0080	Rod	1
8	32122-35	Screw - Truss Head	1
9	3255-8	Washer - Lock, Int. Tooth	1

**Note: Special tools may be ordered from: Owatonna Tool Company  
2013 4th St. NW  
Owatonna, MN 55060**

# TORO PART NUMBER INDEX

3316-980

Part No.	Description	Pg. Ref. No. No. Qty.	Part No.	Description	Pg. Ref. No. No. Qty.
3-0348	Bushing - Sleeve	5 30 6	27-7130	Clamp Assembly	38 11 2
3-0348	Bushing - Sleeve	8 31 6	27-7140	Skirt - Baffle	38 10 1
3-0348	Bushing - Sleeve	2 35 6	27-7150	Cap Assembly	38 12 1
3-1506	Bushing - Flange	2 71 12	27-7160	Decal - Instructions	38 3 1
3-4808	Nut - Wing	46 1 1	27-7170	Band Assembly	38 15 2
3-6657	Clip - Skid	46 4 2	27-7180	Cap - Inlet, Air Cleaner	38 1 1
3-6685	Spring - Compression	22 38 1	28-3680	Tire	5 2 2
5-0946	Key - Square	39 16 1	29-9080	Handle	45 3 1
5-1226	Washer - Shim	2 37 2	29-9090	Hose - Handle	45 4 1
5-1226	Washer - Shim	6 57 2	31-0390	Washer - Friction	11 48 4
5-1228	Washer - Shim	9 75 2	36-4310	Brush	45 5 1
5-3637	Washer - Flat	28 27 1	37-2690	Capacitor	22 35 1
8-7710	Ball Joint Receiver Assy.	2 68 6	38-0410	Nut - Hex.	19 53 1
10-6060	Pin - Cylinder, Pivot	1 27 2	38-0410	Nut - Hex.	21 59 1
10-6090	Pin - Pivot	8 37 1	39-9600	Clamp - Mounting	14 22 1
10-6090	Pin - Pivot	5 41 1	42-2680	Race R. Detent	18 46 1
10-6090	Pin - Pivot	2 60 1	42-7080	Cap	32 2 2
10-6110	Pin - Hinge	1 32 2	42-7190	Bushing	30 33 1
10-6820	Brake Drum Assembly	6 55 2	42-7210	Plug	29 16 1
10-6830	Stud - Drive	40 23 4	42-7290	Gasket - Drain, Oil	29 13 2
10-6870	Hub - Wheel	5 5 2	42-7510	Pipe	33 4 1
10-7820	Pivot Hinge Assembly	2 34 1	42-7510	Pipe	33 9 1
10-7820	Pivot Hinge Assembly	5 34 1	42-7840	Key	32 17 1
10-7820	Pivot Hinge Assembly	8 34 1	42-7860	Lock	31 31 12
10-7850	Latch - Brake, Parking	2 83 1	42-7870	Seal	31 28 6
10-7880	Hinge - Upper, Park. Brake	2 84 1	42-8240	Gasket	35 6 3
10-7890	Hinge - Lower, Park Brake	2 81 1	42-8690	Metal - Sealing	34 34 1
10-8100	Strap - Shaft, Brake	2 55 2	42-8700	Wire	34 35 1
10-8110	Washer - Thrust	5 29 6	42-8830	O-Ring	34 6 2
10-8110	Washer - Thrust	8 35 6	42-9110	Gasket	33 21 1
10-8110	Washer - Thrust	2 36 6	42-9110	Gasket - Muffler	25 22 1
10-8140	Spring - Latch, Brake	2 82 1	42-9260	Plug	29 12 1
10-8220	Pad - Tool Box	5 23 1	42-9420	Bolt	34 31 2
10-8240	Foot Pad - Lift	1 9 1	42-9430	Bolt & Washer	33 7 1
10-8250	Foot Pad - Mow	1 6 1	42-9430	Bolt & Washer	34 11 2
11-0160	Screw Assy. - Shaft, Roller	2 78 6	42-9440	Bolt & Washer	29 6 11
12-3270	Screw - Hex. Flange Hd.	8 17 2	42-9440	Bolt & Washer	28 24 1
12-3270	Screw - Thread Forming	11 9 7	42-9440	Bolt & Washer	31 25 4
12-3270	Screw - Washer Hd.	25 47 1	42-9490	Bolt & Washer	27 11 4
12-9140	Decal	45 1 1	42-9490	Bolt & Washer	32 11 2
17-9420	Screw - Stop, Accelerator	9 64 1	42-9490	Bolt & Washer	29 15 18
18-6320	Washer - Thrust	40 12 3	42-9510	Bolt	31 39 1
20-0070	Tube	46 5 1	42-9570	Stud	33 22 4
20-0080	Rod	46 7 1	42-9590	Nut	31 17 6
20-0110	Bracket - Alignment	46 2 1	42-9640	Nut - Jam	34 9 2
21-0140	Joint - Ball	41 1 1	42-9650	Nut - Jam	30 30 1
21-8470	Shaft - Yoke, Roller	2 72 3	42-9660	Washer	28 4 1
22-6090	Washer - Thrust	45 4 1	42-9660	Washer	31 36 3
23-8840	Puller - Bolt	45 3 1	42-9850	Washer - Lock	25 23 4
23-8850	Tube - Support	45 5 1	42-9850	Washer - Lock	37 26 2
23-8860	Pin - Bearing Rplcmnt.	45 6 1	43-0370	Shim	28 5 1
23-8880	Driver - Bearing	45 1 2	43-0510	Spring - Brush	28 14 2
26-3790	Nut - Lock	5 4 2	43-1920	Nut - Special	28 17 1
27-1960	Hub	25 48 1	43-2550	Filter	30 18 1
27-1970	Hub	26 50 1	43-2560	Gasket	30 19 1
27-2270	Rod - Adjustment, Brake	2 54 2	43-2570	Gasket	30 17 1
27-2320	Bearing - Side Flange	8 12 2	43-2580	Magnet	30 20 1
27-2320	Bearing - Side Flange	3 96 2	43-2710	O-Ring	33 35 2
27-2360	Switch - Key	14 21 1	43-2740	Gasket - Solenoid	25 21 1
27-2380	Spacer - Mount, Filter	15 20 1	43-2750	Nut - Jam	25 19 1
27-2400	Strap - Reservoir	15 28 2	43-5220	Ring - Retaining	10 10 1
27-2420	Felt - Angle	15 42 2	43-5230	Shaft/Clevis	10 11 1
27-2540	Spacer - Hub	9 76 1	43-5920	Washer - Lock	28 28 1
27-2550	Pin - Hinge	9 57 1	43-5970	Nut - Hex.	28 29 1
27-2830	Decal - Brake, Parking	3 87 1	43-8600	Spring - Compression	22 43 1
27-3030	Felt - Strap	16 78 2	43-8610	Guide - Spring & Ball Seat	22 42 1
27-6600	Spacer	25 49 4	43-8620	Guide - Pin, Switch	22 45 1
27-7100	Air Cleaner Assembly	38 16 1	43-8860	Plunger - Switch	22 44 1
27-7110	Element - Cleaner, Air	38 8 1	43-8870	Boot - Switch	22 48 1
27-7120	Nut & Gasket Assembly	38 9 1	43-9071	Switch Assembly	23 * 1

\*Not Illustrated

# TORO PART NUMBER INDEX (Cont.)

Part No.	Description	Pg. Ref. No. No. Qty.	Part No.	Description	Pg. Ref. No. No. Qty.
44-0870	Camshaft - Rear	8 13 1	56-1710	Spring - Brush	37 20 4
44-2230	Coupling - Rubber	25 12 1	56-1720	Rear Bracket Assembly	37 18 1
44-2500	Dye - Hydraulic Oil	16 * 1	56-2230	Hose - Fuel	22 7 1
44-5560	Head - Filter, Hydraulic	16 47 1	56-2520	Valve - Shutoff, Fuel	22 16 1
47-5320	Lever - Cutting Control	8 10 1	56-7970	Clamp - Tube	3 88 2
47-6990	Nut - Lock	11 4 1	56-7980	Sleeve - Protective	16 68 3
48-7630	Screw - Cap, Metric	26 70 1	56-7981	Sleeve - Protective	16 71 1
48-7930	Nut	25 24 4	56-7983	Sleeve - Protective	40 1 1
48-8010	Washer - Flat	26 71 1	56-7983	Sleeve - Protective	12 57 1
48-8020	Washer - Lock	26 72 1	56-7984	Sleeve - Protective	26 57 1
48-9590	Washer - Lock	25 43 18	56-7986	Sleeve - Protective	16 74 1
49-5410	Box - Tool	5 24 1	56-7987	Sleeve - Protective	16 75 1
49-5430	Rod - Control	5 21 1	57-6140	Clamp - Tube, Side	5 14 4
49-5450	Plate - Cover	5 13 1	57-6220	Link - Connector	16 56 5
49-5840	Support - Seat	11 40 1	57-6390	Nut - Hex.	37 25 2
49-5880	Shaft - Support, Seat	11 35 1	57-7650	Spring - Torsion	5 36 1
49-6110	Guard - Rod, Transfer	3 94 1	57-7650	Spring - Torsion	8 40 1
49-6120	Pad - Footrest	1 15 1	57-7650	Spring - Torsion	2 46 1
49-6170	Foot Pad - Brake	1 4 1	58-5830	Hose - Hydraulic	8 29 1
49-6200	Lever - Cutting Control	1 2 1	58-6530	Decal - Oil	15 30 1
49-6220	Bracket - Control Arm	8 15 1	59-6730	Race - Bearing	13 8 2
49-6250	Bracket - Pivot, Traction	9 55 1	59-6740	Bearing - Needle Thrust	13 9 1
49-6260	Traction Pivot Tube Assy.	8 16 1	59-6830	Centering Pin Kit	13 20 1
49-6290	Shaft - Pivot, Traction	8 18 1	59-9740	Latch Assembly	24 28 2
49-6320	Rod - Control, Traction	8 3 1	62-2390	Bar - Lift, LH	2 47 1
49-6430	Pad - Pedal Reverse	8 8 1	62-2420	Bar - Arm, Lift	8 41 1
49-6440	Pedal - Accelerator	8 6 1	62-2420	Bar - RH Arm, Lift	5 37 1
49-6470	Pad - Pedal Forward	8 5 1	62-2440	Lift Arm Assembly RH	5 31 1
51-0010	Decal - Traction	11 41 1	62-2460	Lift Arm Assembly - LH	2 38 1
51-0050	Decal - Mow/Lift	1 10 1	62-2570	Cap - Breather	15 32 1
51-0350	Pin - Spring, Seat	22 37 1	62-2580	Spacer (Optional)	5 * 2
51-0780	Slide - Seat	11 13 1	62-2610	Screen Assembly	15 35 1
51-0790	Adjuster - Seat	11 28 1	62-2660	Pad - Step	1 30 1
52-1570	Bolt Set	37 9 1	62-5070	Decal - Danger	6 50 1
52-1880	Adapter - Fitting, Fuel	22 52 1	62-5070	Decal - Danger	9 60 1
52-1890	Wellnut - Rubber	22 33 1	62-5070	Decal - Danger	2 61 1
52-1990	Piston	4 4 1	62-5550	Decal - TORO	11 30 2
52-2720	Roller Assembly	2 73 3	63-3810	Hose - Assembly	16 67 1
52-5860	Collar - Spool	21 51 1	63-3820	Hose - Assembly	16 64 1
52-5880	Ball - Steel	18 47 12	63-3830	Hose - Assembly	16 65 1
52-5900	Screw - Fillister Hd.	20 37 4	63-3840	Hose - Assembly	16 70 1
52-9230	Ring - Retaining	13 2 1	63-3850	Hose - Cylinder	1 25 1
52-9260	Screw - Set	13 26 1	63-3870	Hose - Assembly	16 66 1
52-9270	Seat - Ball Check	13 24 1	63-3890	Hose - Cylinder	1 26 1
52-9280	Ball - Check	13 22 1	63-3950	Hose - Hydraulic	1 19 1
52-9290	Retainer - Ball Check	13 21 1	63-4020	Tube - Hydraulic	42 2 1
53-8150	Pump - Fuel	22 19 1	63-4030	Tube - Hydraulic	42 3 1
53-8150	Pump Assembly	30 21 1	63-4040	Tube - Hydraulic	42 1 1
53-9880	Washer	22 51 1	63-4050	Fitting - Traction, Upper	15 12 2
54-8660	Washer	28 25 1	63-4060	Tube Assembly	15 10 1
55-3577	Cap - Fuel	22 9 1	63-7140	Mount - Shock	25 38 4
55-8480	Reservoir - Hydraulic	15 29 1	63-7380	Tank - Reserve	24 34 1
56-0020	Plug	30 12 1	63-7400	Washer - Rebound	25 37 4
56-0020	Plug	32 21 2	63-7430	Gauge - Temperature	14 3 1
56-0020	Plug - Expansion	33 18 1	63-7440	Solenoid - Stop	25 16 1
56-0100	Plug	30 37 1	63-7590	Relay - SPDT	23 55 2
56-0220	Pin	30 35 2	63-7622	Hose - Fuel	22 18 2
56-0480	Key - Woodruff	32 8 1	63-7623	Hose - Fuel	22 49 1
56-0480	Key - Woodruff	31 18 2	63-7790	Screw	25 42 18
56-1060	Ring - Snap	32 15 1	63-8280	Head Assembly	22 29 1
56-1230	Shaft - Filter, Oil	30 28 1	63-8290	Fitting - Vent	22 30 1
56-1510	Screw - Set	37 3 1	63-8300	Element - Filter	22 31 1
56-1580	Armature Set	37 23 1	63-8310	Fitting - Drain	22 32 1
56-1590	Bearing - Front	37 24 1	63-8360	Key	14 4 1
56-1600	Bearing - Rear	37 22 1	63-8440	Decal - Hot Surface	24 44 1
56-1610	Bolt	37 17 1	63-8750	Pin - Pivot	8 33 1
56-1640	Stopper Set	37 14 1	63-8750	Pin - Pivot	5 42 1
56-1670	Gear	37 11 1	63-8750	Pin - Pivot	2 45 1
56-1680	Cover Set	37 10 1	65-4500	Seal - Snap Ring	7 14 1
56-1700	Brush Holder Assembly	37 19 1	65-4550	Valve - Ball, Check	7 6 2

\*Not Illustrated

# TORO PART NUMBER INDEX (Cont.)

3316-980

Part No.	Description	Pg. No.	Ref. No.	Qty.	Part No.	Description	Pg. No.	Ref. No.	Qty.
65-4560	Plug - Hex. (Hollow)	7	3	1	67-2610	Bolt	29	19	4
65-4570	Seal - Square Ring	7	4	2	67-2620	Bolt	29	21	1
65-4600	Washer - Thrust	7	19	2	67-2630	O-Ring	29	17	2
65-4610	Bearing - Thrust	7	20	1	67-2640	Cap	29	26	1
65-4620	O-Ring	7	12	1	67-2650	Oil Fill Cap Assembly	29	28	1
65-4640	Key - Square	7	11	1	67-2660	O-Ring	29	27	1
65-4640	Key - Square	6	49	2	67-2670	Hose - Breather	33	8	1
65-4650	Nut - Slotted	7	13	1	67-2680	Hanger - Engine	33	16	2
65-4690	Seal/Retainer Assembly	7	*	1	67-2700	Guide - Valve	33	41	6
65-4700	Body Seal Kit	7	*	1	67-2710	Cap - Sealing	33	40	3
65-4860	Head	4	10	1	67-2730	Bolt	33	42	8
65-5871	Tube	11	17	1	67-2760	Gasket	33	14	1
65-5890	Cap - Tube	11	19	2	67-2770	Nut - Cap	33	12	2
66-2490	Retainer - Battery	23	60	2	67-2780	Washer	33	13	2
66-2950	Hour Meter	14	1	1	67-2860	Bolt	31	12	6
66-2960	Light - Cluster, Warning	14	33	1	67-2880	Bearing Set - Std.	31	8	1
66-3240	Cap - Radiator	24	6	1	67-2890	Bearing Set - 0.25 U.	31	*	1
66-5292	Motor - Hydraulic	6	48	2	67-2900	Bearing Set - 0.50 U.	31	*	1
66-6840	Decal - Hot Surface	15	37	1	67-2910	Gear	31	7	1
66-6840	Decal - Hot Surface	24	46	1	67-2940	Nut - Jam	31	22	1
66-8800	Relay - Glow	23	53	1	67-2950	Washer	31	20	1
67-1690	Fitting	22	20	2	67-2960	Washer - Lock	31	21	1
67-1700	Decal - Fluid, Starting	38	2	1	67-2970	Flywheel Assembly	31	13	1
67-2140	Bolt - Flange	33	15	3	67-2980	Gear - Ring	31	15	1
67-2200	Seal	32	4	4	67-2990	Bolt	31	14	4
67-2210	Plug	30	36	3	67-3000	Washer	32	10	2
67-2220	Guide	30	8	1	67-3010	Camshaft	32	7	1
67-2230	Seal - Oil	30	14	1	67-3020	Gear	32	12	1
67-2250	Bolt	32	5	8	67-3030	Bearing	32	9	2
67-2260	Shaft - Idler	30	34	1	67-3040	Plate	32	14	1
67-2270	Case	30	15	1	67-3040	Ring - Snap	31	3	2
67-2280	Gasket	30	13	1	67-3050	Bearing	32	19	1
67-2290	Cover	30	10	1	67-3060	Shaft	32	18	1
67-2300	Gasket	30	9	1	67-3070	Gear	32	16	1
67-2310	Plate	29	4	1	67-3080	Ring - Snap	32	20	1
67-2320	Gasket - Plate	29	5	1	67-3090	Gear Assembly	32	13	1
67-2330	Bolt	27	4	2	67-3100	Retainer	31	30	6
67-2330	Bolt	30	16	6	67-3110	Spring	31	29	6
67-2330	Bolt	33	33	4	67-3120	Tappet	31	6	6
67-2330	Bolt	33	46	2	67-3130	Valve - Intake	31	26	3
67-2340	Bolt & Washer	29	3	3	67-3140	Valve - Exhaust	31	27	3
67-2340	Bolt & Washer	30	11	2	67-3150	Rod - Push	31	5	6
67-2340	Bolt & Washer	33	17	2	67-3160	Arm - Rocker	31	1	6
67-2350	Plug	30	25	1	67-3170	Spring	31	37	2
67-2360	Bushing	30	26	2	67-3180	Cap	31	32	6
67-2370	Bushing	30	32	1	67-3190	Rocker Shaft Assembly	31	35	1
67-2380	Bushing	30	27	3	67-3200	Stay - Rocker	31	33	3
67-2390	Plug	30	24	1	67-3210	Screw - Adjusting	31	4	6
67-2400	Bearing Set - Std.	32	3	1	67-3220	Pin	31	34	1
67-2410	Bearing Set - 0.25	32	*	1	67-3230	Nut - Jam	31	2	6
67-2420	Bearing Set - 0.50	32	*	1	67-3250	Bolt - Stay, Rocker	31	40	2
67-2440	Bolt & Washer	30	23	9	67-3260	Washer	28	3	1
67-2450	Dipstick	30	5	1	67-3260	Washer	34	8	2
67-2460	Bolt	30	29	4	67-3260	Washer	31	38	3
67-2470	Oil Pan Assembly	29	11	1	67-3280	Shim - 0.2	30	38	1
67-2480	Gasket - Pan, Oil	29	14	1	67-3290	Shim - 0.3	30	*	1
67-2500	Plunger	29	22	1	67-3300	Shim - 0.4	30	*	1
67-2510	Spring	29	23	1	67-3310	Shim - 0.5	30	*	1
67-2520	Plug	29	24	1	67-3320	Shim - 0.6	30	*	1
67-2530	Gear - Inner	29	10	1	67-3330	Shim - 0.7	30	*	1
67-2540	Gear - Outer	29	9	1	67-3340	Shim - 0.8	30	*	1
67-2550	Housing - Pump, Oil	29	8	1	67-3350	Shim - 0.9	30	*	1
67-2560	Bolt & Washer	29	7	3	67-3360	Shim - 1.0	30	*	1
67-2570	Plug	29	25	1	67-3370	Bolt & Washer	30	39	4
67-2570	Plug - Taper	33	19	1	67-3380	Nozzle & Holder Assembly	36	*	3
67-2580	Gasket - Case	29	2	1	67-3380	Nozzle & Holder Assembly	30	6	1
67-2590	Seal - Oil	29	20	1	67-3390	Gasket	30	7	3
67-2600	Bolt	27	6	1	67-3400	Pipe Assembly No.1	30	42	1
67-2600	Bolt	29	18	3	67-3410	Pipe Assembly No.2	30	43	1
67-2610	Bolt	27	10	2	67-3420	Pipe Assembly No. 3	30	1	1

\*Not Illustrated

# TORO PART NUMBER INDEX (Cont.)

Part No.	Description	Pg. Ref. No. No. Qty.	Part No.	Description	Pg. Ref. No. No. Qty.
67-3430	Nut	30 2 3	67-4170	Spring Set	34 * 1
67-3440	Gasket	30 4 3	67-4180	Nut	34 29 1
67-3460	Housing - Pump	35 9 1	67-4190	Spring - Torque	34 26 1
67-3470	Holder - Delivery Valve	35 3 3	67-4200	Nut - Special	34 28 1
67-3480	O-Ring	35 4 3	67-4210	Case - Torque Spring	34 24 1
67-3490	Spring	35 5 3	67-4220	Screw - Adjusting	34 27 1
67-3520	Sleeve	35 10 3	67-4230	Stopper	34 25 1
67-3530	Seat	35 11 3	67-4240	Cap	34 30 2
67-3540	Spring	35 12 3	67-4250	Cover	31 24 1
67-3550	Seat	35 13 3	67-4260	Spring	34 23 1
67-3560	Plate - Shim 1.85	35 14 1	67-4270	Bolt	34 3 4
67-3570	Plate - Shim 1.9	35 * 1	67-4280	Bolt & Washer	34 15 1
67-3580	Plate - Shim 1.95	35 * 1	67-4290	Nut	34 32 2
67-3590	Plate - Shim 2.0	35 * 1	67-4310	Gasket	31 23 1
67-3600	Plate - Shim 2.05	35 * 1	67-4330	Oil Filter Assembly	30 40 1
67-3610	Plate - Shim 2.1	35 * 1	67-4340	Screen Assembly	30 31 1
67-3620	Plate - Shim 2.15	35 * 1	67-4350	Switch Assy. - Press. Oil	27 9 1
67-3630	Plate - Shim 2.2	35 * 1	67-4370	Pulley	27 2 1
67-3640	Plate - Shim 2.25	35 * 1	67-4390	Gasket	27 8 1
67-3650	Plate - Shim 2.3	35 * 1	67-4400	Bolt	33 1 2
67-3660	Plate - Shim 2.35	35 * 1	67-4400	Bolt	27 5 1
67-3670	Plate - Shim 2.4	35 * 1	67-4410	Belt - V	27 3 1
67-3680	Plate - Shim 2.45	35 * 1	67-4420	Fitting - Outlet, Water	33 45 1
67-3690	Plate - Shim 2.5	35 * 1	67-4430	Gasket - Outlet, Water	33 44 1
67-3700	Tappet Assembly	35 15 3	67-4450	Fitting - Thermostat	33 31 1
67-3710	Screw - Bleed, Air	35 24 1	67-4460	Gasket - Fitting, Thermostat	33 30 1
67-3720	Washer	35 23 1	67-4470	Bolt	33 32 1
67-3730	Screw	35 22 1	67-4480	Pipe - By-Pass	33 36 1
67-3740	Nipple	35 21 1	67-4490	Gasket	33 29 1
67-3750	Washer	35 20 2	67-4500	Switch - Thermal	33 28 1
67-3760	Plate - Lock	35 2 3	67-4510	Nut - Gauge, Temp.	33 34 1
67-3770	Screw & Washer	35 1 3	67-4520	Pipe	33 2 1
67-3780	Rack Assembly	35 19 1	67-4530	Cover - Intake	33 5 1
67-3790	Screw	35 17 2	67-4540	O-Ring	33 3 1
67-3800	Bracket	35 18 1	67-4550	Gasket - Manifold, Intake	33 43 1
67-3810	Pin	35 16 3	67-4570	Gasket - Manifold, Exhaust	33 25 1
67-3820	Body	36 32 3	67-4590	Bolt	33 23 6
67-3830	Washer - 1.25	35 31 1	67-4610	Bolt & Washer	37 2 2
67-3840	Washer - 1.3	35 * 1	67-4620	Spacer	28 21 1
67-3850	Washer - 1.35	35 * 1	67-4630	Alternator Assembly	28 1 1
67-3860	Washer - 1.4	35 * 1	67-4640	Bolt	28 22 1
67-3870	Washer - 1.45	35 * 1	67-4650	Brace	28 23 1
67-3880	Washer - 1.5	35 * 1	67-4660	Bolt - Flange	28 26 1
67-3890	Washer - 1.55	35 * 1	67-4670	Nut	28 2 1
67-3900	Washer - 1.6	35 * 1	67-4690	Plate - Plug, Glow	33 39 1
67-3910	Washer - 1.65	35 * 1	67-4700	Lamp - Glow	33 26 1
67-3920	Washer - 1.7	35 * 1	67-4720	Lever Assembly	37 5 1
67-3930	Spring	35 30 3	67-4730	Spring Set	37 6 1
67-3940	Pin	35 29 3	67-4750	Switch Assembly	37 8 1
67-3950	Piece	35 28 3	67-4760	Shaft Assembly	37 16 1
67-3960	Nozzle Assembly	35 27 3	67-4770	Pinion Set	37 15 1
67-3970	Nut	35 25 3	67-4780	Gear Set	37 13 1
67-3980	Gasket	35 26 3	67-4790	Shaft Assembly	37 12 1
67-3990	Speed Control Lever Assy.	34 1 1	67-4800	Yoke Assembly	37 21 1
67-4000	Pin	34 2 2	67-4810	Pulley Set	28 16 1
67-4010	Stopper	34 13 1	67-4820	Bolt Set	28 20 1
67-4020	Lever - Spring, Governor	34 7 1	67-4830	Front Bracket Assembly	28 15 1
67-4030	Rod - Tie	34 21 1	67-4840	Screw - Set	28 18 1
67-4040	Weight Assembly	34 12 1	67-4850	Bearing - Front	28 19 1
67-4050	Shaft	34 17 1	67-4860	Rotor Assembly	28 7 1
67-4060	Governor Lever Assembly	34 16 1	67-4870	Bearing - Rear	28 6 1
67-4070	Sliding Shaft Assembly	34 14 1	67-4880	Stator Assembly	28 10 1
67-4080	Clip	34 22 1	67-4890	Rear Bracket Assembly	28 9 1
67-4090	Tension Lever Assembly	34 19 1	67-4900	Terminal Set	28 11 1
67-4110	Cover Assembly	34 * 1	67-4910	Regulator Assembly	28 12 1
67-4120	Pin	34 33 1	67-4920	Brush	28 13 2
67-4130	Cover - Governor	34 4 1	67-4930	Rectifier Assembly	28 8 1
67-4140	Lever - Stop Assembly	34 10 1	67-5040	Spring	34 18 1
67-4150	Lever - Stop	34 36 1	67-5050	Thermostat	33 37 1
67-4160	Gasket	34 5 1	67-5100	Bushing	25 27 1

\*Not Illustrated

# TORO PART NUMBER INDEX (Cont.)

3316-980

Part No.	Description	Pg. Ref. No. No. Qty.	Part No.	Description	Pg. Ref. No. No. Qty.
67-5110	Bolt	25 26 1	68-5870	Hose - Inlet, Pump RH	15 45 1
67-5120	Washer - Spring	25 28 1	68-5880	Hose - Inlet, Filter	16 55 1
67-5130	Washer - Flat	25 29 1	68-5890	Hose - Return, Filter	15 25 1
67-5140	Washer - Serrated	25 30 1	68-5900	Hose - Cleaner, Air	38 6 1
67-5150	Nut	25 31 1	68-5930	Handle - Traction	8 21 1
67-6500	Valve	35 7 3	68-9931	Control Throttle	14 18 1
67-7490	Key	25 15 1	69-4780	Clamp Hose	14 30 1
68-4680	Shield - Valve Cover, RH	11 42 1	69-9760	Plate - Cover	1 3 1
68-4690	Shield - Valve Cover, LH	11 31 1	70-2770	Head	10 8
68-4700	Arm - Steering	12 63 1	70-2780	Piston	10 4 1
68-4770	Cylinder - Steering, Hyd.	40 31 1	70-7130	Tube - Hydraulic	42 5 1
68-4770	Hydraulic Steering Cylinder	41 * 1	70-7150	Hose - Hyd. Lower, LH	5 * 1
68-4780	Head - Cylinder	41 10 1	70-8130	Barrel	10 1 1
68-4790	Piston - Cylinder	41 7 1	70-8140	Body & Bearing Assembly	7 9 1
68-4800	Shaft - Cylinder	41 9 1	70-8150	Plate - Valve	7 7 1
68-4810	Ring - Retaining	41 11 1	70-8160	Screw - Cap, Hex. Hd.	7 1 8
68-4820	Barrel	41 3 1	70-8170	Ring - Snap	7 21 1
68-4830	Cylinder Repair Kit	41 * 1	70-8180	IGR Assembly	7 5 1
68-4840	Hose	24 38 1	70-8190	Shaft	7 10 1
68-4850	Hose - Upper	24 1 1	70-8200	Socket - Light	14 32 4
68-4860	Hood - Radiator	24 19 1	70-8220	Cable - Ground	25 39 1
68-4920	Hub - P.T.O.	25 45 1	70-8250	Drive	13 16 1
68-4930	Mount - Pump	25 7 1	70-8330	Fork - Caster	40 15 1
68-4940	Pump - Gear	25 2 1	70-8370	Bolt - Wheel, Castor	40 16 1
68-4950	Engine Assembly	25 20 1	70-8400	Fender - Rear	40 28 1
68-4960	Plate - Flywheel	25 8 1	70-8445	Sleeve - Protective	12 59 1
68-4990	Bracket - Engine, RH	25 40 1	70-8445	Sleeve - Protective	26 60 1
68-5090	Support - Cable, Throttle	25 44 1	70-8446	Sleeve - Protective	12 62 1
68-5100	Rod - Seat	11 27 1	70-8450	Sleeve - Protective	26 59 3
68-5120	Cover - Valve, Steering	11 8 1	70-8470	Screw	25 17 1
68-5130	Wheel - Steering	12 67 1	70-8490	Spacer	40 22 2
68-5140	Cap - Steering Wheel	11 2 1	70-8500	Tire	40 25 1
68-5150	Joint - Ball	41 13 1	70-8510	Tubing - Convoluted	23 63 1
68-5170	Column - Steering	11 5 1	70-8530	Wire - Pump, Fuel	23 65 1
68-5180	Shroud - Radiator	24 40 1	70-8530	Wire Assembly	30 44 1
68-5210	Breaker - Circuit, 15A	14 14 1	70-8550	Spark Arrester (Optional)	26 * 1
68-5230	Radiator	24 9 1	70-8570	Breaker - Circuit	44 4 1
68-5240	Strip - Foam	24 10 2	70-8600	Hose - Hyd. Upper, RH	5 18 1
68-5241	Strip - Foam	24 11 2	70-8610	Hose - Hyd. Upper, LH	5 * 1
68-5260	Orifice - Manifold Drain	15 2 1	70-8650	Block - Sub-Assembly	32 1 1
68-5290	Washer - Arm, Steering	11 49 1	70-8660	Cylinder Head Assembly	33 27 1
68-5300	Lever - Arm, Lock	11 12 1	70-8670	Gasket - Head, Cylinder	33 24 1
68-5310	Clip - Seat	11 36 1	70-8680	Pulley - Crankshaft	31 19 1
68-5370	Decal - Steering Wheel	11 1 1	70-8690	Pump Assembly	36 * 1
68-5380	Center Lift Arm Assembly	8 32 1	70-8690	Pump Assembly	30 41 1
68-5420	Hub - Locking	11 46 1	70-8700	Pipe - Return, Fuel	30 3 1
68-5430	Plate - Wear	11 47 2	70-8710	Element	35 8 3
68-5440	Spacer - Arm, Pivot RH	11 43 1	70-8720	Spring - Tie Rod	34 20 1
68-5450	Spacer - Arm, Pivot LH	11 10 1	70-8730	Fan	27 1 1
68-5470	Hose	24 35 1	70-8740	Pump Assembly	27 7 1
68-5480	Plate - Arm, Steering	11 7 1	70-8750	Manifold - Exhaust	33 20 1
68-5510	Base - Tank, Fuel	22 15 1	70-8760	Starter Assembly	37 1 1
68-5560	Pin - Cylinder	8 27 1	70-8770	Front Basket Assembly	37 4 1
68-5640	Bracket - Tank, Reserve	24 32 1	70-8780	Center Bracket Assembly	37 7 1
68-5650	Support - Radiator, Front	24 36 1	70-8790	Gasket Kit	29 * 1
68-5660	Support - Radiator, Rear	24 12 1	70-8800	Piston Ring Set - Std.	31 11 1
68-5670	Grille	24 24 1	70-8810	Piston Ring Set - 0.25 U.	31 * 1
68-5680	Plate - Electrical	23 57 1	70-8820	Piston Ring Set - 0.50 U.	31 * 1
68-5710	Hose - Assembly	26 64 1	70-8830	Piston & Pin Set - Std.	31 10 1
68-5740	Hose Assembly	12 60 1	70-8840	Piston & Pin Set - 0.25 U.	31 * 1
68-5750	Hose - Hydraulic	40 3 1	70-8850	Piston & Pin Set - 0.50 U.	31 * 1
68-5750	Hose Assembly	12 56 1	70-8860	Connecting Rod Assembly	31 9 3
68-5760	Hose - Hydraulic	40 5 1	70-8890	Housing - Flywheel	30 22 1
68-5760	Hose Assembly	12 61 1	70-9800	Motor - Reel	16 50 3
68-5770	Hose - Assembly	26 63 1	70-9840	Shoe & Lining Assembly	5 7 4
68-5810	Hose - Assembly	26 56 1	70-9850	Clip	6 51 2
68-5840	Hose - Assembly	26 62 1	70-9860	Cam - Brake	6 53 2
68-5840	Hose Assembly	12 55 1	70-9870	Plate - Support, Brake	6 52 2
68-5850	Hose - Assembly	26 61 1	70-9880	Spring - Extension	6 54 4
68-5860	Hose - Inlet, Pump LH	15 44 1	71-0990	Orifice - One Way	16 77 1

\*Not Illustrated

# TORO PART NUMBER INDEX (Cont.)

Part No.	Description	Pg. Ref. No. No. Qty.	Part No.	Description	Pg. Ref. No. No. Qty.
71-1510	Arm - Brake	1 33 1	92-1191	Cable - Battery, Positive	44 1 1
71-1510	Lever - Brake	5 27 1	92-1193	Frame	8 26 1
71-1520	Cap - Tank, Reserve	24 43 1	92-1194	Plate - Traction Pivot	9 66 1
72-3850	Seal - Ring	16 49 1	92-1196	Decal - Service	12 68 1
72-4320	Switch - Neutral	22 40 1	92-2360	Wire Harness Assembly	44 * 1
72-4380	Seal Kit	17 * 1	92-2529	Decal- Panel, Instrument	14 10 1
72-4390	Repair Kit	17 * 1	92-2538	Timer - Glow Plug	14 11 1
72-6140	Shield - Heat, Alternator	33 47 1	92-2539	Plug - Glow	33 38 3
72-9870	Cable	24 17 1	92-2544	Panel - Instrument	14 9 1
74-3570	Element - Filter	16 48 1	92-2545	Seals - Spool	19 * 1
74-3730	Spacer - Cylinder	1 24 2	92-2545	Seals - Spool	21 * 1
74-3830	Hose - Assembly	16 72 1	92-2546	Wiper - Seal	18 25 4
75-4920	Crankcase Sub-Assembly	29 1 1	92-2546	Wiper - Seal	21 64 5
75-9380	Decal - Caution	12 64 1	92-2547	Plate - Seal Retainer	20 18 6
75-9440	Hub Assembly	40 24 1	92-2547	Plate - Seal Retainer	18 24 4
75-9610	Spacer	24 47 1	92-2548	Seals - Spool	19 * 1
75-9630	Brace	24 48 1	92-2548	Seals - Spool	21 * 1
76-1720	Gasket	16 79 1	92-2549	Seals - Spool	21 * 1
76-1850	Clevis	4 14 1	92-3057	Capacitor Assembly	44 5 1
76-1860	Shaft	4 7 1	92-3058	Spring - Centering	18 41 1
76-4380	Tank - Fuel, Diesel	22 4 1	92-3148	Spring	20 23 1
76-4420	Hose - Fuel	23 67 1	92-6533	Kit - Cushion	11 24 1
76-4430	Fitting - Fuel	23 68 1	92-6534	Shell - Seat	11 14 1
76-8750	Plate - Warning	24 4 1	92-7164	Muffler - Exhaust	25 25 1
80-3330	Gasket	38 17 1	92-7168	Bracket - Engine, LH	25 73 1
83-0060	Pivot - Lift	2 62 1	92-9176	Frame - Pull, LH	2 79 1
83-0080	Spring - Torsion	2 64 1	92-7177	Frame - Pull, RH	5 38 1
83-0140	Pedal - Foot	3 91 1	92-8690	Steering Valve Assembly	11 51 1
83-0160	Brake Shaft	1 8 1	92-8691	Bushing - Seal Gland	13 3 1
83-0540	Pedal - Traction	8 4 1	92-8694	Cap - End	13 18 1
83-1200	Tube - Hydraulic	42 4 1	92-8695	Seal Kit	13 * 1
83-1700	Bushing - Flange	9 78 3	92-8696	Screw - Torx Hd.	13 19 7
83-1860	Centering Spring Kit	13 12 1	92-8697	Plate - Wear	13 15 1
83-1870	Gerotor	13 17 1	92-8915	Spring	26 74 2
83-1880	Control Parts Assembly	13 * 1	93-1386	Section #5 Assembly	21 * 1
83-1890	Switch - Ball	19 54 1	217-60	Rim	5 3 2
83-1890	Switch - Ball	21 60 1	218-446	Nut	14 5 1
83-2460	Hose - Hyd. Lower, RH	5 19 1	218-447	Washer - Lock	14 6 1
83-2590	Bolt - Shoulder	3 98 1	218-461	Nut - Jam	22 47 2
83-6730	Decal - Coolant, Engine	24 7 1	218-515	Bracket - Mounting	14 25 1
83-7230	Cylinder - Lift, Rear	8 45 1	219-17	Bulb - Light	14 * 4
84-2000	Bracket - Brake	5 11 4	231-124	Tire - Treaded (Optional)	5 * 2
84-2203	Control Valve Assembly	21 * 1	232-24	Stem - Valve	40 26 1
84-2203	Control Valve Assembly	16 57 1	232-24	Valve Stem & Cap	6 56 2
84-8290	Hydraulic Cylinder Assy.	1 21 2	232-37	Tube - Inner (Optional)	5 * 2
85-6540	Stud - Drive Type	5 6 8	233-48	Knob	8 20 1
85-6560	Pin - Pivot, Hood	24 23 1	233-50	Knob - Throttle	14 7 1
86-5360	Seal Repair Kit	10 * 1	237-7	O-Ring	22 46 1
86-5390	Seal Repair Kit	4 * 1	237-21	O-Ring	15 11 7
86-7470	Diode - Inline	44 3 2	237-21	O-Ring	1 18 1
86-9820	Frame - Pull, Rear	9 61 1	237-22	O-Ring	15 9 3
88-6900	Plate - Footrest	9 73 1	237-22	O-Ring	26 68 3
88-9500	Needle Valve Assembly	16 * 1	237-30	O-Ring	15 6 7
88-9630	Bracket - Lift, Pivot RH	3 93 1	237-30	O-Ring	22 41 1
88-9640	Lift Pivot Bracket - LH	1 13 1	237-30	O-Ring	26 55 1
88-9660	Shaft - Cutting Control	1 11 1	237-35	O-Ring	40 4 2
88-9700	Hose - Hydraulic	1 20 1	237-35	O-Ring	8 47 2
88-9700	Hose - Hydraulic	8 48 1	237-35	O-Ring	12 54 4
88-9720	Decal - GR 3000D	2 85 1	237-35	O-Ring	26 65 1
92-0585	Pull Arm Assembly - RH	2 76 3	237-42	O-Ring	15 3 9
92-0586	Pull Arm Assembly - LH	2 70 3	237-42	O-Ring	12 52 4
92-0587	Fitting - Hydraulic Valve	16 54 1	237-42	O-Ring	26 66 4
92-0588	Bushing - Needle	16 80 1	237-54	O-Ring	20 3 6
92-0845	Crankshaft	31 16 1	237-54	O-Ring	18 6 8
92-0846	Cover Assembly	33 6 1	237-58	O-Ring	16 73 1
92-0847	Oil Filler Cap Assembly	33 11 1	237-65	O-Ring	5 17 4
92-1180	Seat Assembly	12 * 1	237-65	O-Ring	16 76 4
92-1190	Cable - Battery, Negative	22 3 1	237-78	O-Ring	40 7 2
92-1190	Cable - Battery, Negative	44 2 1	237-78	O-Ring	1 16 4
92-1191	Cable - Battery, Positive	22 1 1	237-78	O-Ring	8 46 2

\*Not Illustrated

# TORO PART NUMBER INDEX (Cont.)

3316-980

Part No.	Description	Pg. Ref. No.	Qty.	Part No.	Description	Pg. Ref. No.	Qty.
237-79	O-Ring	15	8 8	322-3	Screw - Cap, Hex. Hd.	8	28 1
237-80	O-Ring	15	4 3	322-3	Screw - Cap, Hex. Hd.	24	37 7
237-80	O-Ring	5	16 4	322-4	Screw - Cap, Hex. Hd.	15	22 2
237-80	O-Ring	26	53 1	322-4	Screw - Cap, Hex. Hd.	25	33 7
237-81	O-Ring	15	1 1	322-5	Screw - Cap, Hex. Hd.	8	19 1
237-101	O-Ring	15	24 2	322-5	Screw - Cap, Hex. Hd.	25	41 1
237-124	Grommet	22	34 1	322-6	Screw - Cap, Hex. Hd.	25	10 4
237-136	Grommet	22	12 4	322-6	Screw - Cap, Hex. Hd.	24	16 1
242-50	Nut - Lock	40	27 4	322-9	Screw - Cap, Hex. Hd.	24	49 1
242-50	Nut - Wheel	5	1 8	322-14	Screw - Cap, Hex. Hd.	16	63 3
242-86	Rim	40	17 1	323-6	Screw - Cap, Hex. Hd.	22	13 4
2410-18	Plug	45	2 1	323-7	Screw - Cap Hex. Hd.	26	75 2
2410-66	Cap - Vinyl	15	41 1	323-8	Screw - Cap, Hex. Hd.	25	4 2
2411-32	Joint - Ball	8	1 2	323-9	Screw - Cap, Hex. Hd.	23	61 2
2412-3	Clamp	24	2 4	323-10	Screw - Cap, Hex. Hd.	1	14 4
2412-3	Clamp - Hose	15	26 8	323-11	Screw - Cap, Hex. Hd.	25	32 4
2412-31	Clip - Cable	25	46 1	323-12	Screw - Cap, Hex. Hd.	24	18 2
2412-36	Clamp - Hose	22	8 2	323-13	Screw - Cap, Hex. Hd.	24	33 2
2412-39	Clamp	26	69 1	323-20	Screw - Cap, Hex. Hd.	12	66 4
2412-41	Clamp	24	41 1	324-7	Screw - Cap, Hex. Hd.	25	9 4
2412-41	Clamp - R	9	70 2	325-7	Screw - Cap, Hex. Hd.	11	44 1
2412-42	Clamp - Hose	38	5 2	325-8	Screw - Cap, Hex. Hd.	11	11 1
2412-74	Clamp-R	22	36 1	325-11	Screw - Cap, Hex. Hd.	5	10 8
2412-89	Clamp-R	22	22 1	3211-1	Screw - Cap, Hex. Hd.	9	53 2
2412-102	Clamp-R	11	18 2	3216-16	Screw - Cap, Hex. Hd.	11	50 1
2412-108	Clamp - Gear, Worm	24	5 2	3217-6	Nut - Hex.	24	15 1
2412-108	Clamp - Hose	22	17 8	3217-6	Nut - Lock	39	1 4
251-141	Bearing - Ball	2	74 6	3217-7	Nut - Hex	18	33 3
253-111	Seal - Bearing	40	21 2	3217-26	Nut	14	27 1
254-61	Cup - Bearing	40	10 2	3218-1	Nut - Jam	24	21 1
254-70	Cone - Bearing	40	11 2	3218-5	Nut - Jam	41	12 1
254-78	Cone - Bearing	40	20 2	3219-2	Nut - Hex.	46	6 1
254-79	Cup - Bearing	40	19 2	3219-5	Nut - Jam	41	2 1
256-2	Bushing - Sleeve	9	56 2	3219-18	Nut - Hex.	45	2 1
256-155	Bushing	11	39 2	3220-2	Nut - Jam	8	2 2
256-219	Bushing - Flange	9	62 2	3220-2	Nut - Jam	5	22 2
256-251	Bushing	8	22 2	3220-2	Nut - Jam	2	53 4
281-1	Plug - Oil	15	43 1	3220-3	Nut - Jam	40	33 4
282-2	Yoke	5	46 2	3220-3	Nut - Jam	2	69 6
282-2	Yoke	2	51 4	3220-6	Nut - Jam	4	15 1
283-1	Pin - Clevis	5	45 2	3229-22	Bolt - Carriage	3	90 2
283-1	Pin - Clevis	2	52 4	3234-1	Screw - Hex. Flange Hd.	8	9 4
283-8	Pin - Clevis	1	31 2	3234-1	Screw - Hex. Flange Hd.	3	95 4
283-57	Pin - Clevis	8	14 1	3234-13	Screw - Hex. Flange Hd.	5	20 4
302-2	Fitting - Grease	4	1 2	3241-2	Screw - Set, Sq. Hd.	25	13 2
302-2	Fitting - Grease	8	44 1	3241-6	Screw - Set, Sq. Hd.	26	51 2
302-5	Fitting - Grease	40	18 1	3242-1	Screw - Cap, Hex. Hd.	11	45 1
302-5	Fitting - Grease	8	25 1	3250-28	Screw - Cap, Round Hd.	14	16 2
302-5	Fitting - Grease	2	63 13	3250-36	Screw - Pan Head	22	27 4
302-11	Fitting - Grease	9	58 1	3253-3	Washer - Lock	2	86 1
302-60	Fitting - Grease	1	22 4	3253-3	Washer - Lock	21	57 4
302-60	Fitting - Grease	5	35 1	3253-4	Washer - Lock	40	8 2
302-60	Fitting - Grease	8	36 1	3253-4	Washer - Lock	24	14 8
304-46	Cock - Drain, Radiator	24	39 1	3253-4	Washer - Lock	11	21 2
304-61	Clamp	16	60 1	3253-4	Washer - Lock	1	28 5
321-3	Screw - Cap, Hex. Hd.	11	37 1	3253-4	Washer - Lock	8	38 2
321-3	Screw - Cap, Hex. Hd.	16	46 2	3253-4	Washer - Lock	5	40 1
321-3	Screw - Cap, Hex. Hd.	9	69 1	3253-12	Washer - Lock	14	23 5
321-4	Screw - Cap, Hex. Hd.	22	6 4	3253-15	Washer - Lock	14	15 2
321-5	Screw - Cap, Hex. Hd.	5	8 8	3253-21	Washer - Lock	23	66 2
321-6	Screw - Cap, Hex. Hd.	24	20 1	3253-21	Washer - Lock	2	77 8
321-8	Screw - Cap Hex. Hd.	14	8 1	3253-29	Washer - Lock	25	5 2
321-23	Screw - Cap, Hex. Hd.	3	92 1	3254-1	Washer - Lock, Int. Tooth	14	26 1
322-1	Screw - Cap, Hex. Hd.	1	29 5	3254-2	Washer - Lock, Int. Tooth	25	35 1
322-1	Screw - Cap, Hex. Hd.	5	39 1	3254-6	Washer - Lock	9	54 2
322-1	Screw - Cap, Hex. Hd.	8	39 2	3254-6	Washer - Lock	23	69 2
322-2	Screw - Cap, Hex. Hd.	38	14 4	3254-6	Washer - Lock, Int. Tooth	26	52 1
322-2	Screw - Cap, Hex. Hd.	11	22 2	3255-8	Washer - Lock, Int. Tooth	46	9 1
322-2	Screw - Cap, Hex. Hd.	15	23 2	3255-16	Washer - Lock, Int. Tooth	25	18 1
322-3	Screw - Cap, Hex. Hd.	40	9 2	3256-1	Washer - Flat	9	71 2

\*Not Illustrated

# TORO PART NUMBER INDEX (Cont.)

Part No.	Description	Pg. Ref. No. No. Qty.	Part No.	Description	Pg. Ref. No. No. Qty.
3256-3	Washer - Flat	22 14 4	3296-39	Nut - Lock	25 34 2
3256-3	Washer - Flat	24 30 6	3296-48	Nut - Lock	25 6 4
3256-3	Washer - Flat	9 52 2	3296-50	Nut - Lock	40 29 1
3256-14	Washer - Flat	14 2 4	3296-59	Nut - Lock	24 31 4
3256-22	Washer - Flat	22 24 3	3296-59	Nut - Lock	25 36 4
3256-22	Washer - Flat	15 39 2	3296-59	Nut - Lock	9 50 4
3256-22	Washer - Flat	9 77 1	3296-59	Nut - Lock	2 58 8
3256-23	Washer - Flat	25 11 4	32104-76	Screw - Acorn Washer Hd.	14 17 6
3256-23	Washer - Flat	24 13 7	32104-76	Screw - Self Tapping	11 32 5
3256-23	Washer - Flat	11 20 6	32105-1	Screw - Cap, Hex. Hd.	14 29 1
3256-23	Washer - Flat	15 21 2	32105-8	Screw - Machine	23 59 4
3256-23	Washer - Flat	9 59 1	32105-8	Screw - Round Head	14 19 2
3256-24	Washer	26 67 10	32107-11	Nut	38 7 2
3256-24	Washer - Flat	22 28 6	32108-100	Screw - Flat Head	5 12 3
3256-24	Washer - Flat	40 32 1	32120-8	Ring - Retaining, Internal	4 11 1
3256-24	Washer - Flat	9 51 4	32121-6	Pin - Roll	1 1 1
3256-24	Washer - Flat	2 57 15	32121-6	Pin - Roll	8 11 1
3256-24	Washer - Flat	12 65 4	32121-35	Pin - Roll	1 12 8
3256-26	Washer - Flat	5 32 1	32121-45	Pin - Roll	11 38 1
3256-26	Washer - Flat	8 42 1	32121-45	Pin - Roll	8 7 2
3256-26	Washer - Flat	2 48 2	32122-35	Screw - Truss Head	46 8 1
3256-49	Nut - Lock	14 24 6	32122-53	Screw - Phillips Hd.	14 13 2
3258-19	Screw - Round Head	38 4 2	32128-20	Nut - Lock, Flange	46 3 1
3272-4	Pin - Cotter	8 23 1	32128-20	Nut - Lock, Flange	38 13 4
3272-6	Pin - Cotter	5 47 2	32128-20	Nut - Lock, Flange	9 63 1
3272-6	Pin - Cotter	2 50 4	32128-20	Nut - Lock, Flange Hd.	15 19 3
3272-11	Pin - Cotter	1 23 2	32136-9	Nut - Castle	40 13 1
3272-11	Pin - Cotter	11 26 1	32141-111	Nut - Lock, Flange Hd.	3 89 1
3272-11	Pin - Cotter	8 43 1	32144-1	Screw - Thread Forming	22 5 2
3272-12	Pin - Cotter	5 33 1	32144-1	Screw - Thread Forming	14 28 2
3272-12	Pin - Cotter	2 49 1	32144-14	Screw - Cap, Hex. Hd.	24 50 1
3272-37	Pin - Cotter	40 14 1	32144-14	Screw - Hex. Flange Hd.	9 74 7
3274-12	Screw - Cap, Hex. Hd.	11 29 4	32144-21	Screw - Fillister Head	11 3 1
3274-15	Screw - Fillister Hd.	18 43 2	32144-34	Screw	15 34 6
3274-19	Screw - Set	15 38 2	32149-7	Nut - KEPS	23 54 4
3274-52	Screw - Hex, Socket Hd.	18 20 4	32149-7	Nut - Lock	14 20 2
3274-52	Screw - Hex, Socket Hd.	20 45 6	32151-41	Ring - Retaining	17 9 1
3274-70	Screw - Hex, Socket Hd.	18 1 2	32151-101	Ring - Retaining	24 26 2
3274-84	Screw - Cap, Hex. Hd.	21 58 4	32152-7	Nut - Lock	41 4 1
3284-3	Pin - Groove	22 39 1	32152-10	Nut	10 2 2
3290-55	Rivet - Pop	24 27 8	32152-10	Nut - Lock	4 3 1
3290-271	Rivet	24 3 2	340-1	Fitting - Hydraulic	25 1 1
3290-317	Washer - Spring	2 75 6	340-2	Fitting - Hydraulic	25 3 3
3290-357	Nut - Lock	3 97 1	340-3	Fitting - Hydraulic	16 53 1
3290-378	Tie - Cable	40 2 2	340-6	Fitting - Hydraulic	26 54 1
3290-378	Tie - Cable	12 58 6	340-11	Fitting - Hydraulic	15 16 1
3290-378	Tie - Cable	26 58 10	340-14	Fitting - Hydraulic	5 15 4
3290-378	Tie - Cable	23 62 4	340-16	Fitting - Hydraulic	15 5 1
3290-378	Tie - Cable	16 69 12	340-18	Fitting - Hydraulic	15 13 1
3290-379	Tie - Cable	22 23 3	340-77	Fitting - Hydraulic	16 51 4
3290-379	Tie - Cable	37 27 2	340-87	Fitting - Hydraulic	16 58 1
3290-409	Rivet - Pop	24 25 10	340-92	Fitting - Straight	1 17 1
3296-2	Nut - Lock	14 31 1	340-96	Fitting - Hydraulic	15 7 1
3296-4	Nut - Lock	9 65 2	340-98	Fitting - Hydraulic	16 59 2
3296-16	Nut - Lock	14 12 1	340-101	Fitting - Hydraulic	15 17 1
3296-16	Nut - Lock	22 21 5	340-101	Fitting - Hydraulic	16 52 1
3296-16	Nut - Lock	24 22 1	340-103	Fitting - Hydraulic	8 30 2
3296-16	Nut - Lock	11 33 1	340-132	Fitting - Hydraulic	40 6 2
3296-16	Nut - Lock	15 40 4	340-137	Fitting - Hydraulic	12 53 4
3296-16	Nut - Lock	5 9 8	351-78	Edging	11 23 2
3296-16	Nut - Lock	5 43 3	353-301	Poppet	18 27 1
3296-16	Nut - Lock	9 72 1	353-302	O-Ring	20 7 3
3296-16	Nut - Lock	2 80 3	353-302	O-Ring	18 10 3
3296-23	Nut - Lock	5 25 8	353-303	Ring - Backup	20 8 6
3296-25	Nut - Lock	11 6 2	353-303	Ring - Backup	18 9 6
3296-29	Nut - Lock	25 14 10	353-304	Spring	18 28 1
3296-29	Nut - Lock	11 34 4	353-305	O-Ring	20 5 5
3296-29	Nut - Lock	24 45 1	353-305	O-Ring	18 8 4
3296-29	Nut - Lock	9 49 2	353-306	Ring - Backup	20 4 5
3296-39	Nut - Lock	22 25 2	353-306	Ring - Backup	18 7 4

\*Not Illustrated

# TORO PART NUMBER INDEX (Cont.)

3316-980

Part No.	Description	Pg. Ref. No. No. Qty.	Part No.	Description	Pg. Ref. No. No. Qty.
353-328	Washer - Shim	18 15 A/R	353-783	Fitting - Straight	22 50 1
353-328	Washer - Shim	20 32 A/R	353-808	Collar - Spring	20 24 1
353-329	Washer - Shim	18 16 A/R	353-829	Collar Spool	20 26 1
353-329	Washer - Shim	20 33 A/R	353-830	O-Ring	20 25 1
353-330	Washer - Shim	18 17 A/R	353-831	Spring	20 21 1
353-330	Washer - Shim	20 34 A/R	353-833	Positioner Assembly	21 * 1
353-331	O-Ring	18 29 1	353-835	Seals - Section Set	19 * 1
353-334	Cap - Relief	18 19 2	353-835	Seals - Section Set	21 * 1
353-334	Cap - Relief	20 36 2	353-837	Section #2 Complete	19 * 1
353-392	Seal - Relief Poppet PTFE	18 13 2	353-839	Positioner - DI (SPL) Assy.	19 * 1
353-392	Seal - Relief Poppet PTFE	20 30 2	353-840	Position - DI (SP) Assy.	21 * 1
353-398	Spring	20 35 1	353-841	Position - Spool Assembly	21 * 1
353-417	Collar Spring	20 20 2	353-844	Plus Series	21 55 1
353-417	Collar Spring	18 40 2	353-845	Sleeve - Detent	20 41 1
353-481	Plug - Load Check	20 2 3	353-846	Spud - DI (SPL)	20 40 1
353-481	Plug - Load Check	18 5 3	353-847	Bonnet (SPL)	20 38 1
353-483	Body - Anticavitation	21 61 1	353-848	O-Ring	20 14 1
353-484	Retainer - Ball	21 62 1	353-849	Sleeve	20 39 1
353-529	Plate Seal	20 22 1	353-850	O-Ring	21 56 1
353-531	Poppet Assembly	20 31 2	353-851	Body - Relief CP-RC Mod.	18 12 1
353-531	Poppet Assy.	18 14 2	353-851	Body - Relief CP-RC Mod.	20 29 2
353-550	Plug Assembly	20 13 1	353-853	Bolt - Hex Hd.	20 10 3
353-559	Retainer - Boot	18 22 2	353-854	Boot - Spool Assembly	19 * 2
353-559	Retainer - Boot	20 47 3	353-854	Boot - Spool Assembly	21 * 3
353-560	Washer - Breather	18 23 2	353-855	Spring	18 18 2
353-560	Washer - Breather	21 48 3	353-855	Spring	20 44 1
353-564	Fitting - Hydraulic	15 27 2	353-884	Key - Woodruff	39 19 4
353-575	Boot - Dust Cap	18 21 2	353-886	Ring - Retaining	39 18 2
353-575	Boot - Dust Cap	20 46 3	353-922	Seal - Ring	39 23 10
353-579	Spring	18 45 1	353-923	Bearing Plate Assembly	39 26 2
353-586	Bearing - Needle	17 13 4	353-952	Ring - Backup	18 32 1
353-588	Cover - Motor	17 3 1	353-953	Plug Assembly	21 54 1
353-591	Block - Anti-Extrusion	17 8 1	353-957	Seal - Lip	20 15 6
353-592	Drive Shaft Assembly	17 16 1	353-957	Seal - Lip	18 26 4
353-593	Idler Gear Assembly	17 7 1	353-958	Ring - Backup	20 16 1
353-594	Seal Assembly	17 14 1	353-961	Adapter - Flange	15 31 1
353-595	Plate - Wear	17 15 1	353-962	Cap & Chain Assembly	15 33 1
353-596	O-Ring	17 17 1	353-963	Gasket	15 36 2
353-597	Bridging - Insert	17 5 1	353-964	Gear - 66B	39 21 1
353-598	Gasket - Insert	17 6 1	353-967	Gear - 33B	39 24 6
353-599	Pin - Dowel	17 4 2	353-969	Plate - Gear 33B	39 25 3
353-600	Washer	17 2 4	353-971	Plate - Gear 66B	39 14 1
353-601	Screw - Hex Socket Hd.	17 1 4	354-1	Shaft - Drive	39 20 1
353-642	Relief - RC Mod.	19 * 2	354-2	Body Assembly	39 15 1
353-642	Relief - RC Mod. Assembly	21 * 1	354-3	Bearing Plate Assembly	39 22 1
353-668	Plate - Cap, Cover RH	20 11 1	354-4	Bearing Plate Assembly	39 28 1
353-707	Fitting	22 26 1	354-5	Adapter - Splined	39 27 1
353-721	Plug	18 35 2	354-6	Plate - Gear 18B	39 30 1
353-727	Bonnet	18 2 1	354-7	Cover Assembly	39 31 1
353-728	Sleeve	19 49 1	354-8	Drive Shaft - Gear Assy.	39 29 1
353-729	Spud - Detent	18 3 1	354-9	Idler Shaft - Gear Assy.	39 5 1
353-730	Spring	20 42 1	354-10	Idler Shaft - Gear Assy.	39 12 1
353-731	Ball	20 43 1	354-11	Pin - Dowel	39 4 2
353-732	Sleeve - Detent	19 52 1	354-12	Pin - Dowel	39 6 2
353-733	Spacer - Bonnet	18 4 1	354-13	Pin - Dowel	39 11 4
353-733	Spacer - Bonnet	20 19 2	354-14	Pin - Dowel	39 13 2
353-737	Ball	21 63 1	354-15	Seal - Shaft	39 17 1
353-754	Bonnet - R. Detent	18 42 1	354-16	Washer - Lock	39 2 4
353-758	Seal - O-Ring	18 31 1	354-17	Stud - Threaded	39 3 4
353-760	Body Relief	18 30 1	354-25	Section #4 Assembly	21 * 1
353-762	Spud - Detent Out	19 50 1	354-26	Bonnet	20 27 2
353-763	Cap - Adjustment	18 44 1	354-28	Screw - Hex, Socket Hd.	20 28 2
353-766	Relief WH (2000) PSI Assy.	19 * 1	354-29	Plate - Thrust	19 48 1
353-768	Section #1 Complete	19 * 1	354-35	Gasket	39 32 1
353-770	Section #3 Assembly	21 * 1	354-122	Disc - Seal	21 52 1
353-772	Left End Cover	18 34 1	354-129	Anticavitation Check Assy.	21 * 1
353-777	Body - Motor	17 12 1	354-131	Section #3 Assembly	21 * 1
353-780	Positioner - R. Detent (Out)	19 * 1			

\*Not Illustrated

## PRODUCT CHANGES

In an effort to make improvements available to TORO owners as quickly as possible minor changes are incorporated into Toro's products from time to time that do not become immediately shown in the Parts Catalog. If such a change has been made in your unit which is not reflected in your manual see your TORO Distributor or his Authorized TORO Service Dealer for information and part numbers.

## IDENTIFICATION AND ORDERING

### MODEL AND NUMBERS

The Greensmaster 3000-D has two identification numbers; a model number and a serial number. The two numbers are stamped on a plate which is located on the main frame under the seat. In any correspondence concerning the Greensmaster 3000-D supply model and serial numbers to assure that correct information and replacement parts are obtained.

To order replacement parts from an Authorized TORO Service Dealer supply the following information:

1. Model and serial number of the Greensmaster 3000-D.
2. Part number description and the quantity of part(s) desired.

**NOTE:** Do not order by reference number if a parts catalog is being used; use the PART NUMBER.

# TABLE OF CONTENTS

Description	Page	Description	Page
Foot Pedals and Roller Assembly .....	1-3	Alternator Assy. ....	28
Hydraulic Cylinder No. 84-8290 .....	4	Crankcase Assy. ....	29
Wheel and Brake Assembly .....	5-6	Fuel Supply & Engine Block Assy. ....	30
Hydraulic Drive Motor No. 66-5292 .....	7	Valves & Crankshaft Assy. ....	31
Frame Assembly .....	8-9	Camshaft Assy. ....	32
Rear Hydraulic Cylinder No. 83-7230 .....	10	Cylinder Head Assy. ....	33
Steering and Seat Assembly .....	11-12	Governor Assy. ....	34
Power Steering Valve No. 92-8690 .....	13	Fuel Injection Pump Assy. ....	35-36
Instrument and Panel Assembly .....	14	Starter Assy. ....	37
Valve Bank & Hydraulic Reservoir Assy. ....	15-16	Air Cleaner Assy. ....	38
Reel Motor No. 70-9800 .....	17	Hydraulic Pump Assy. ....	39
Control Valve Assembly No. 84-2203		Rear Wheel Assy. ....	40
Section 1 and 2 .....	18-19	Hydraulic Steering Cylinder .....	41
Control Valve Assembly No. 84-2203		Hydraulic System Assembly .....	42
Section 3 thru 5 .....	20-21	Hydraulic Schematic .....	43
Gas Tank & Battery Assembly .....	22-23	Electrical Schematic .....	44
Radiator & Grille Assy. ....	24	Special Tools .....	45-46
Engine Installation Assy. ....	25-26	TORO Part Number Index .....	47-55
Water Pump Assy. ....	27		

Compliance with Radio Interference Regulations Certified.  
Certifie Conforme au Reglement sur le Brouillage Radioelectrique.