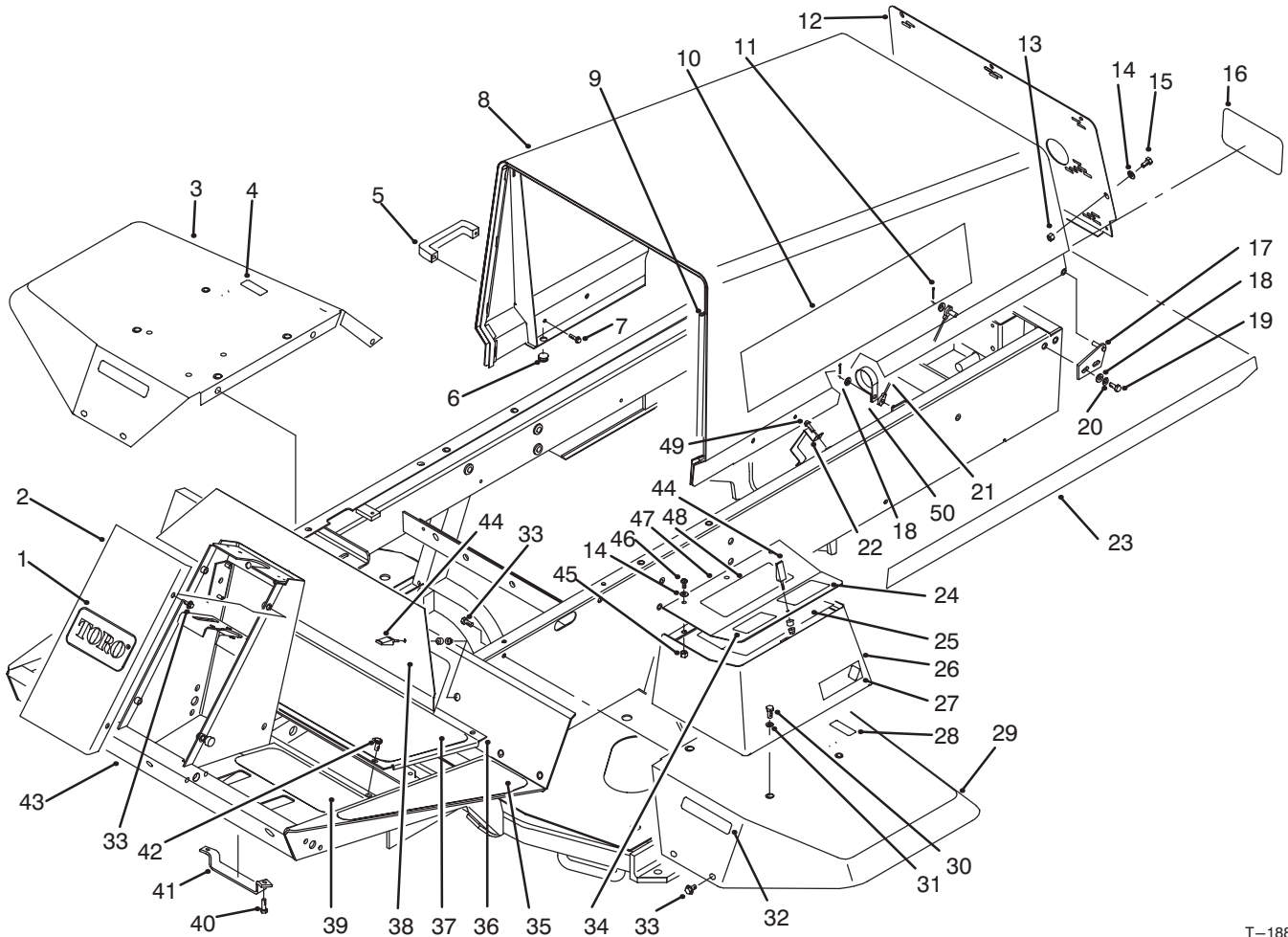




MODEL NO. 03530-50001 & UP

PARTS  
CATALOG

**REELMASTER® 5300D 2WD  
TRACTION UNIT**



T-1885

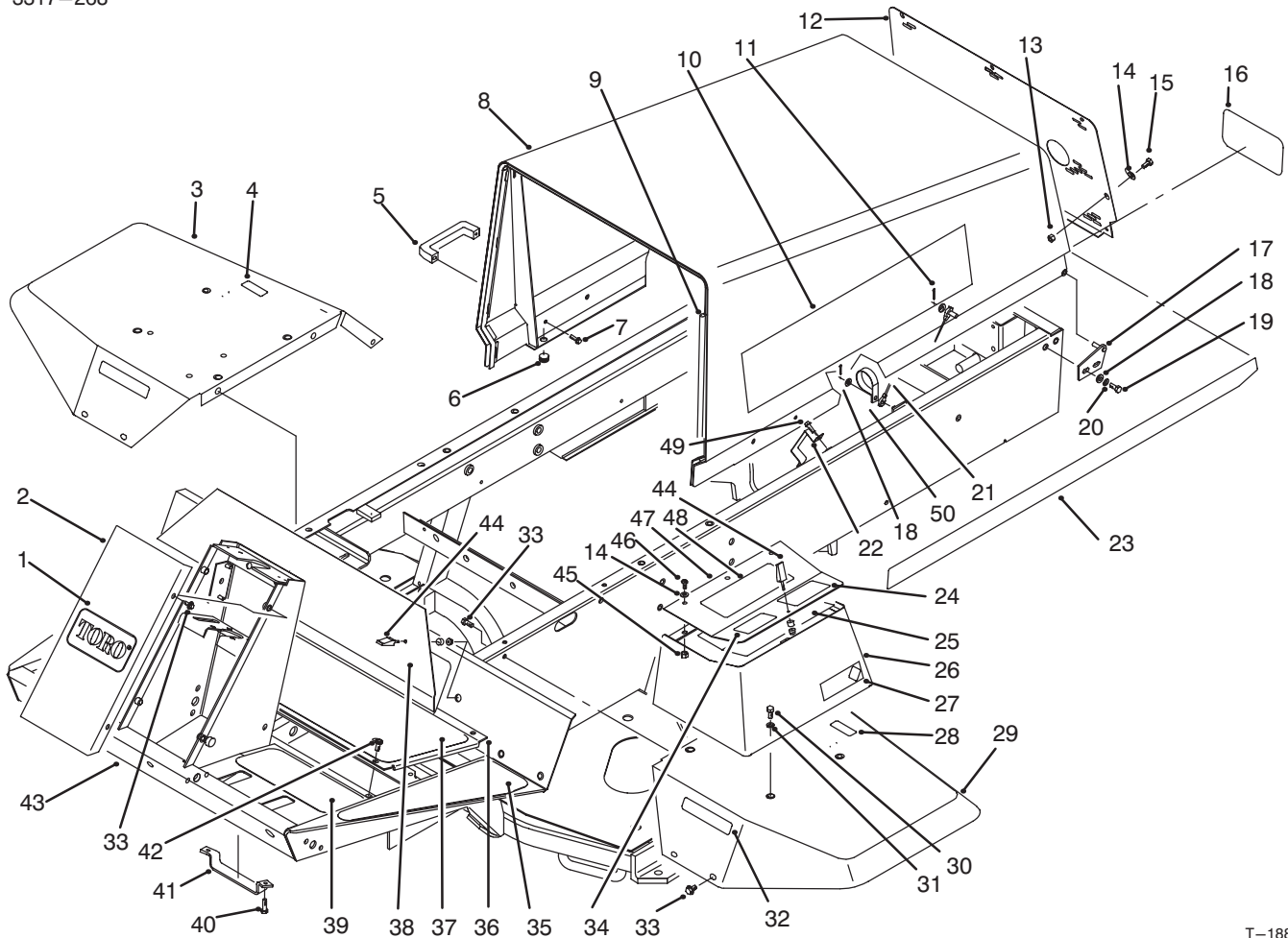
**FRAME & BODY ASSEMBLY**

| Ref. No. | Part No. | Description                     | No. Used |
|----------|----------|---------------------------------|----------|
| 1        | 62-5550  | Decal - TORO                    | 1        |
| 2        | 75-1420  | Cover - Steering Tower          | 1        |
| 3        | 75-3840  | Fender - R.H.                   | 1        |
| ‡4       | 85-4730  | Decal - Hydraulic Oil (English) | 1        |
| 5        | 65-5100  | Handle                          | 2        |
| 6        | 237-141  | Bumper                          | 2        |
| 7        | 46-8091  | Screw - Cap Hex. Hd.            | 4        |
| 8        | 93-0000  | Hood W.A.                       | 1        |
| 9        | 93-0081  | Strip - Seal                    | 1        |
| 10       | 92-5549  | Decal - Reelmaster® 5300D       | 2        |
| 11       | 3272-4   | Pin - Cotter                    | 2        |
| 12       | 93-0011  | Grill - Hood                    | 1        |
| 13       | 3296-42  | Nut - Lock                      | 7        |
| 14       | 3256-1   | Washer - Flat                   | 10       |
| 15       | 321-39   | Screw - Cap Hex. Hd.            | 7        |
| 16       | 62-7400  | Decal - TORO                    | 1        |

| Ref. No. | Part No. | Description                    | No. Used |
|----------|----------|--------------------------------|----------|
| 17       | 63-6900  | Hinge - Hood L.H.              | 1        |
| *        | 63-6890  | Hinge - Hood R.H.              | 1        |
| 18       | 3256-23  | Washer - Flat                  | 6        |
| 19       | 322-5    | Screw - Cap Hex. Hd.           | 4        |
| 20       | 3253-4   | Washer - Lock                  | 4        |
| 21       | 75-0570  | Cable - Hood                   | 1        |
| 22       | 75-6280  | Bracket - Hose                 | 1        |
| 23       | 92-5751  | Decal - Hood Trim L.H.         | 1        |
| *        | 92-5752  | Decal - Hood Trim R.H.         | 1        |
| ‡24      | 75-1280  | Decal - Warning (English)      | 1        |
| ‡25      | 93-3601  | Decal - Instructions (English) | 1        |
| 26       | 75-5810  | W.A. - Tool Box                | 1        |
| 27       | 93-0096  | Decal - A.C.E.                 | 2        |
| ‡28      | 52-1320  | Decal - Fuel (English)         | 1        |
| 29       | 75-3860  | Fender - L.H.                  | 1        |
| 30       | 322-3    | Screw - Cap Hex. Hd.           | 4        |

‡For different language versions of this part, see International Parts Reference.

\*Not Illustrated



T-1885

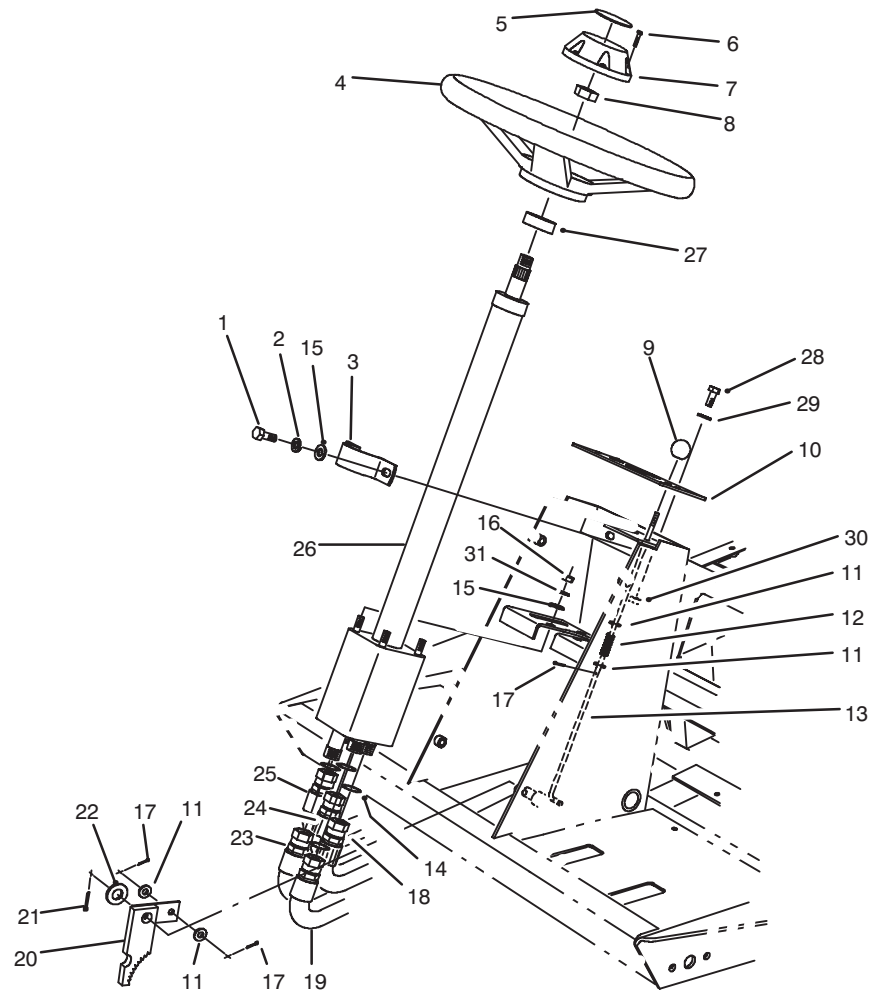
## FRAME & BODY ASSEMBLY (Continued)

| Ref. No. | Part No. | Description                                    | No. Used |
|----------|----------|--|----------|
| 31       | 3256-3   | Washer - Flat                                  | 4        |
| ‡32      | 75-5190  | Decal - No Riders (English)                    | 2        |
| 33       | 3234-14  | Screw - Hex. Washer Hd.                        | 14       |
| ‡34      | 88-6700  | Decal - ANSI (English)<br>(For Reference Only) | 1        |
| 35       | 75-0650  | Tread - Footrest L.H.                          | 1        |
| *        | 75-0640  | Tread - Footrest R.H.                          | 1        |
| 36       | 75-1410  | Panel - Floor                                  | 1        |
| 37       | 75-0630  | Tread - Foot Center                            | 1        |
| 38       | 75-1390  | Panel - Access                                 | 1        |
| 39       | 75-0620  | Tread - Foot L.H.                              | 1        |
| *        | 75-0610  | Tread - Foot R.H.                              | 1        |

| Ref. No. | Part No. | Description               | No. Used |
|----------|----------|---------------------------|----------|
| 40       | 322-4    | Screw - Cap Hex. Hd.      | 2        |
| 41       | 93-3626  | Bracket - Hose            | 1        |
| 42       | 75-6840  | Knob - Knurled            | 4        |
| 43       | 93-0012  | Assembly - Frame          | 1        |
| 44       | 74-5950  | Assembly - Swell Latch    | 3        |
| 45       | 32128-33 | Nut - Flange Head         | 3        |
| 46       | 3258-166 | Screw - Phillips Hd.      | 3        |
| 47       | 75-6260  | Cover - Tool Box          | 1        |
| ‡48      | 93-3639  | Decal - Warning (English) | 1        |
| 49       | 49-2040  | Screw - Hex. Washer Hd.   | 2        |
| 50       | 2412-107 | R-Clamp                   | 1        |

\*Not Illustrated

‡For different language versions of this part, see International Parts Reference.



T-1044

## STEERING TOWER ASSEMBLY

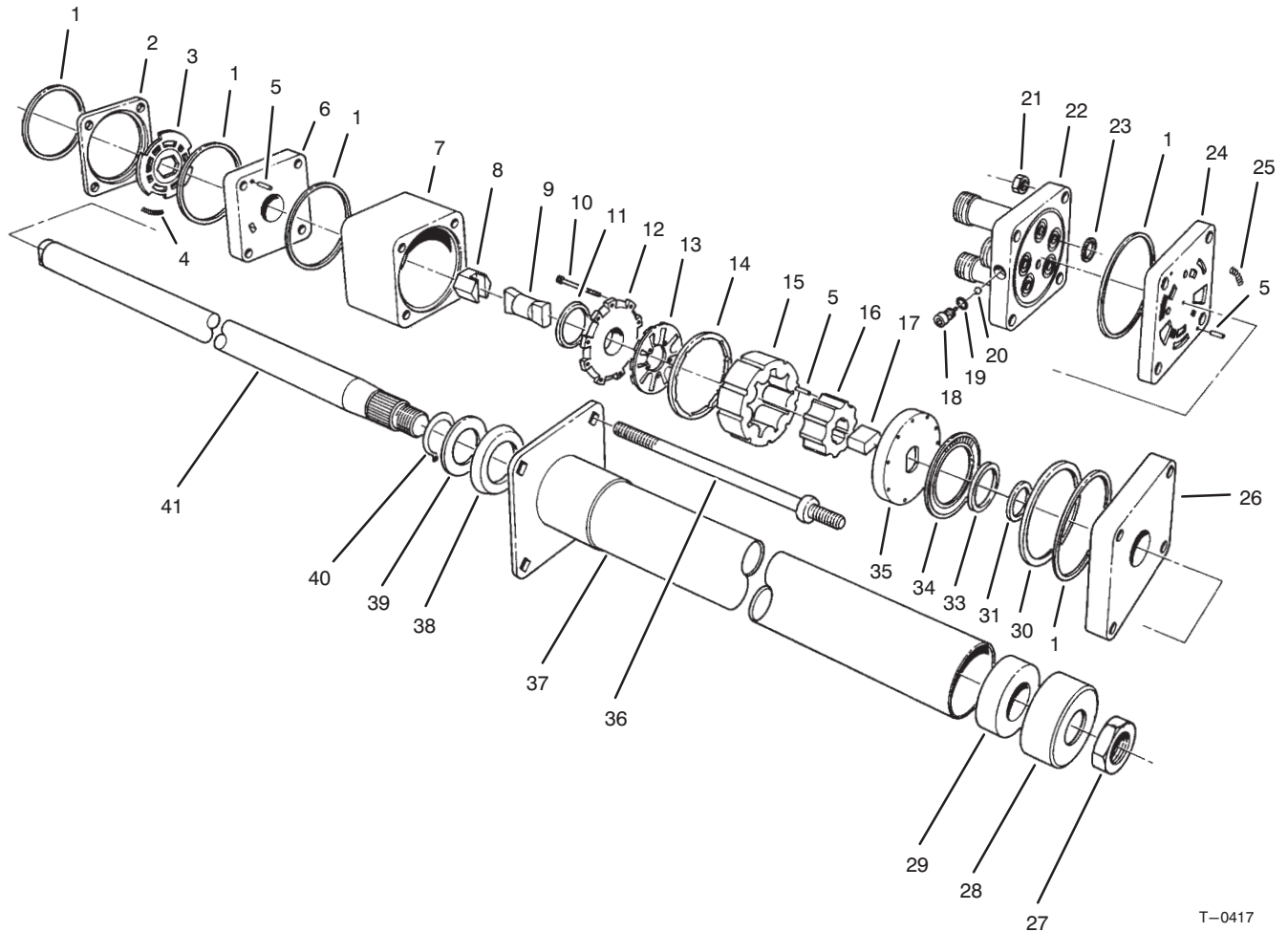
| Ref. No. | Part No. | Description                                    | No. Used |
|----------|----------|--|----------|
| 1        | 32144-26 | Screw – Self-Tapping                           | 2        |
| 2        | 3253-4   | Washer – Lock                                  | 2        |
| 3        | 75-2810  | Clamp – Steering Valve                         | 1        |
| 4        | 75-0560  | Assembly – Steering Wheel<br>(Incl. Ref. #6-8) | 1        |
| 5        | 68-5370  | Decal – TORO                                   | 1        |
| 6        | 32144-21 | Screw  | 1        |
| 7        | 68-5140  | Cap – Steering Wheel                           | 1        |
| 8        | 3220-6   | Nut – Steering Wheel                           | 1        |
| 9        | 233-17   | Knob – Parking Brake                           | 1        |
| ‡10      | 93-3139  | Panel – Tower                                  | 1        |
| 11       | 3256-22  | Washer – Flat                                  | 4        |
| 12       | 3-3251   | Spring – Compression                           | 1        |
| 13       | 75-1490  | Rod – Parking Brake                            | 1        |
| 14       | 237-22   | O-Ring   | 5        |
| 15       | 3256-23  | Washer – Flat                                  | 6        |
| 16       | 3296-20  | Nut – Lock                                     | 4        |

| Ref. No. | Part No. | Description                                   | No. Used |
|----------|----------|---|----------|
| 17       | 3272-5   | Pin – Cotter                                  | 3        |
| 18       | 75-6230  | Hose – Hydraulic RT                           | 1        |
| 19       | 75-6240  | Hose – Hydraulic IN                           | 1        |
| 20       | 63-7900  | Rack – Parking Brake                          | 1        |
| 21       | 3272-10  | Pin – Cotter                                  | 1        |
| 22       | 3256-26  | Washer – Flat                                 | 1        |
| 23       | 75-5940  | Hose – Hydraulic AUX                          | 1        |
| 24       | 75-6220  | Hose – Hydraulic LT                           | 1        |
| 25       | 75-6250  | Hose – Hydraulic OUT                          | 1        |
| 26       | 75-0600  | Assembly – Steering Valve<br>(Incl. Ref. #14) | 1        |
| 27       | 21-9260  | Seal – Shaft                                  | 1        |
| 28       | 3258-166 | Screw – Phillips Hd.                          | 2        |
| 29       | 3256-1   | Washer – Flat                                 | 2        |
| 30       | 3296-42  | Nut – Lock                                    | 2        |
| 31       | 3255-8   | Washer – Lock ETLW                            | 1        |
| *        | 3290-378 | Tie – Cable                                   | 3        |

\*Not Illustrated

‡For different language versions of this part, see International Parts Reference.

3317-268



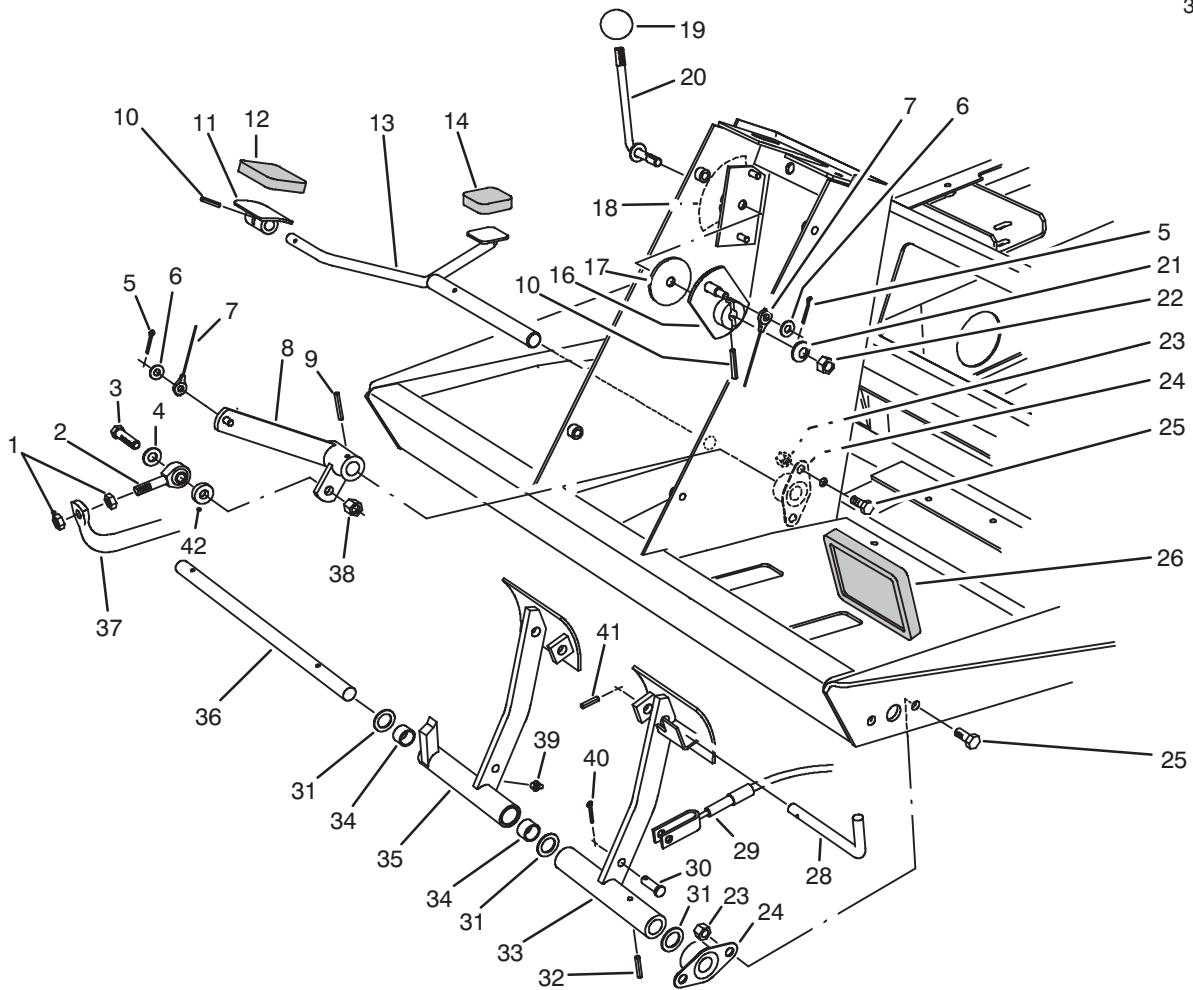
T-0417

## STEERING VALVE ASSEMBLY No. 75-0600

| Ref. No. | Part No. | Description            | No. Used |
|----------|----------|------------------------|----------|
| 1        |          | Ring - Seal            | 5        |
| 2        |          | Ring - Valve           | 1        |
| 3        |          | Plate - Valve          | 1        |
| 4        |          | Spring                 | 3        |
| 5        |          | Pin - Alignment        | 9        |
| 6        |          | Manifold - Isolation   | 1        |
| 7        |          | Ring - Metering        | 1        |
| 8        |          | Hex Drive Asm.         | 1        |
| 9        |          | Link - Drive           | 1        |
| 10       |          | Screw - Hex Socket Hd. | 11       |
| 11       |          | Seal - Commutator      | 1        |
| 12       |          | Cover - Commutator     | 1        |
| 13       |          | Commutator             | 1        |
| 14       |          | Ring - Commutator      | 1        |
| 15       |          | Stator                 | 1        |
| 16       |          | Rotor                  | 1        |
| 17       |          | Spacer - Drive Link    | 1        |
| 18       |          | Plug                   | 1        |
| 19       |          | O-Ring                 | 1        |
| 20       |          | Ball                   | 1        |
| 21       |          | Nut - Hex              | 4        |
| 22       |          | Cover - Port           | 1        |
| 23       |          | O-Ring                 | 5        |
| 24       |          | Manifold - Port        | 1        |
| 25       |          | Spring                 | 3        |

| Ref. No. | Part No. | Description  | No. Used |
|----------|----------|--|----------|
| 26       |          | Plate - Cover, Upper                                 | 1        |
| 27       | 3220-6   | Nut  | 1        |
| 28       | 66-9770  | Seal   | 1        |
| 29       | 66-9780  | Bushing  | 1        |
| 30       |          | Spacer - Bearing, Thrust                             | 1        |
| 31       |          | Spacer - Seal  | 1        |
| 33       |          | Seal - Face  | 1        |
| 34       |          | Bearing - Thrust                                     | 1        |
| 35       |          | Plate - Drive  | 1        |
| 36       | 93-3609  | Bolt - Special                                       | 4        |
| 37       | 66-9860  | Upper Cover & Jacket                                 | 1        |
| 38       | 66-9870  | Plate - Retaining                                    | 1        |
| 39       | 66-9880  | Washer - Retaining Plate                             | 1        |
| 40       | 66-9890  | Ring - Retaining                                     | 1        |
| 41       | 66-9900  | Shaft - Input  | 1        |
| *        | 66-9970  | Spring Kit<br>(Incl. Ref. #4 & 25)                   | 1        |
| *        | 66-9980  | Seal - Kit<br>(Incl. Ref. #1, 11, 19,<br>23 & 33)    | 1        |
| *        | 66-9990  | Needle Roller Kit<br>(Incl. Ref. #5)                 | 1        |
| *        | 75-0600  | Valve - Power Steering<br>(Incl. Ref. #1-26 & 30-36) | 1        |

\*Not Illustrated



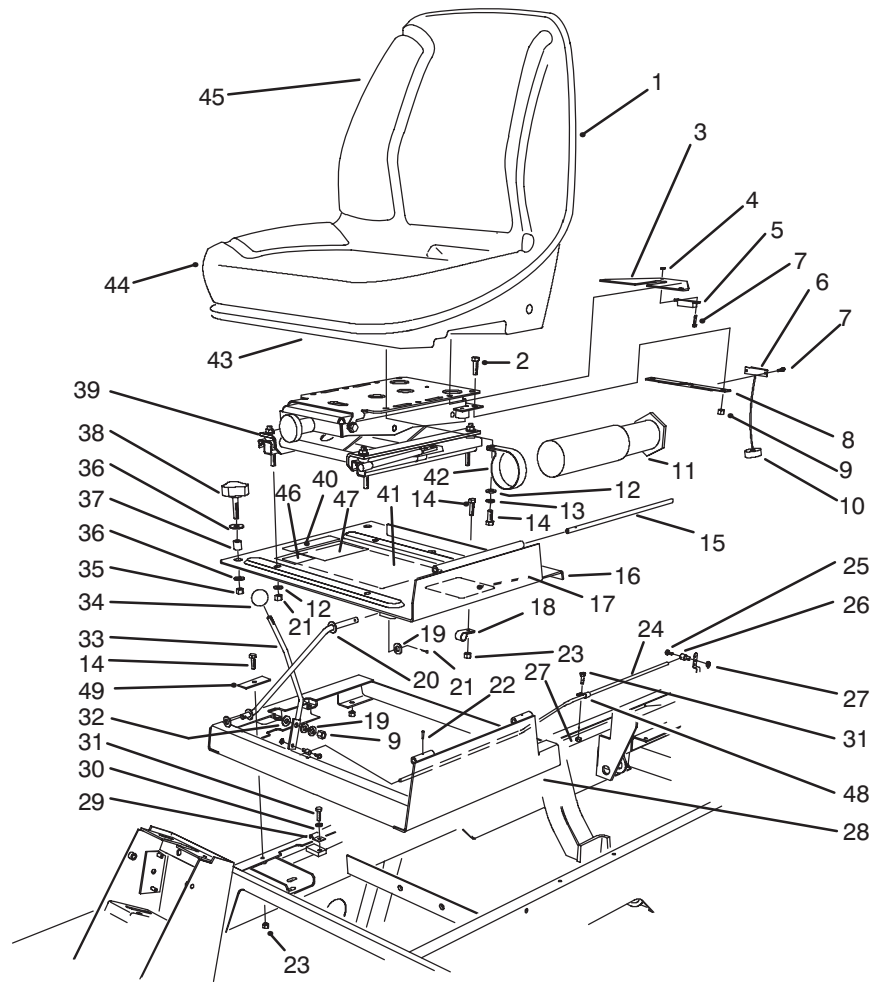
T-1045

## TRACTION & BRAKE PEDALS ASSEMBLY

| Ref. No. | Part No. | Description                    | No. Used | Ref. No. | Part No. | Description  | No. Used |
|----------|----------|--------------------------------|----------|----------|----------|--|----------|
| 1        | 3220-3   | Nut - Jam                      | 2        | 23       | 3296-29  | Nut - Lock   | 8        |
| 2        | 2411-36  | Bearing - Rod End              | 1        | 24       | 256-236  | Bearing - Flange                                     | 4        |
| 3        | 323-9    | Screw - Cap Hex. Hd.           | 1        | 25       | 322-3    | Screw - Cap Hex. Hd.                                 | 8        |
| 4        | 3256-24  | Washer - Flat                  | 1        | 26       | 7-3900   | Pad - Brake  | 2        |
| 5        | 3272-2   | Pin - Cotter                   | 2        | 28       | 63-7880  | Pin - Brake Latch                                    | 1        |
| 6        | 3256-22  | Washer - Flat                  | 2        | 29       | 63-7733  | Cable - Brake L.H.                                   | 1        |
| 7        | 75-6580  | Cable - Pedal                  | 1        | *        | 63-7732  | Cable - Brake R.H.                                   | 1        |
| 8        | 75-3270  | Lever - Traction Pivot         | 1        | 30       | 283-58   | Pin - Clevis   | 4        |
| 9        | 32121-6  | Pin - Roll                     | 1        | 31       | 3256-69  | Washer - Thrust                                      | 3        |
| 10       | 32121-45 | Pin - Roll                     | 2        | 32       | 32121-16 | Pin - Roll   | 1        |
| 11       | 49-6440  | Plate - Traction Pedal         | 1        | 33       | 75-1440  | Pedal - Brake L.H.                                   | 1        |
| 12       | 74-9100  | Pad - Forward                  | 1        | 34       | 256-42   | Bushing - Sleeve                                     | 2        |
| 13       | 75-2970  | Pedal - Traction               | 1        | 35       | 75-1430  | Assembly - Brake Pedal R.H.<br>(Incl. Ref. #34 & 39) | 1        |
| 14       | 74-9110  | Pad - Reverse                  | 1        | 36       | 75-1470  | Shaft - Brake Pedal                                  | 1        |
| 16       | 75-6510  | Lever - Bracket                | 1        | 37       | 75-2170  | Tube - Pump Control                                  | 1        |
| 17       | 75-6550  | Disc - Friction                | 1        | 38       | 3296-39  | Nut - Lock   | 1        |
| †18      | 75-6710  | Decal - Fast/Slow<br>(English) | 1        | 39       | 302-5    | Fitting - Grease                                     | 1        |
| 19       | 233-42   | Knob                           | 1        | 40       | 3272-10  | Pin - Cotter   | 4        |
| 20       | 75-6490  | Lever - Pedal Stop             | 1        | 41       | 32121-50 | Pin - Roll   | 1        |
| 21       | 3290-461 | Washer - Belleville            | 1        | 42       | 5-0652   | Spacer   | 1        |
| 22       | 3296-59  | Nut - Lock                     | 1        |          |          |  |          |

\*Not Illustrated

†For different language versions of this part, see International Parts Reference.



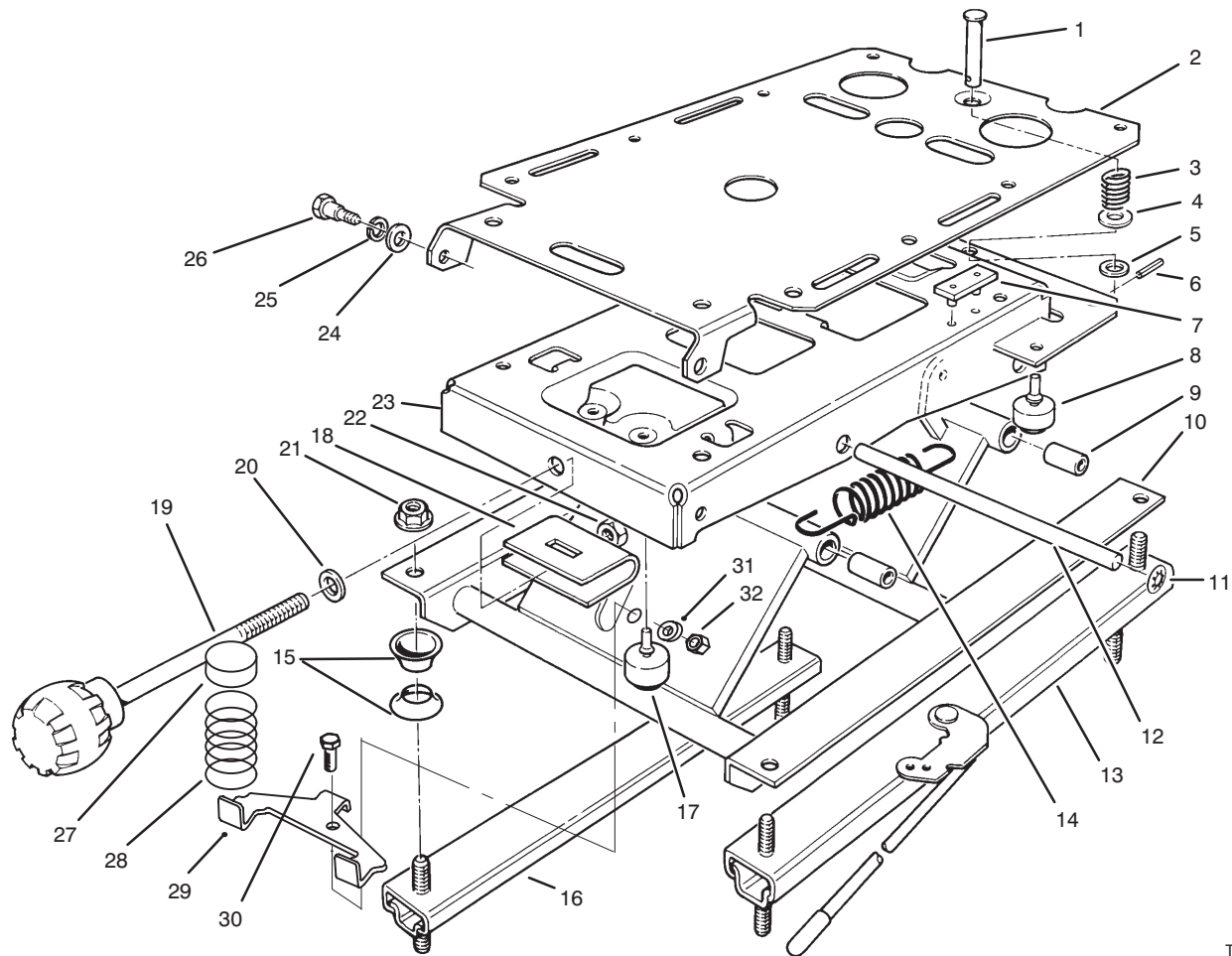
T-1891

## SEAT & THROTTLE ASSEMBLY

| Ref. No. | Part No. | Description                               | No. Used |
|----------|----------|---|----------|
| 1        | 351-78   | Edging                                    | 1        |
| 2        | 323-4    | Screw - Cap Hex. Hd.                      | 2        |
| 3        | 75-4370  | Bracket - Switch (Seat)                   | 1        |
| 4        | 3296-54  | Nut - Lock                                | 4        |
| 5        | 92-8753  | Magnet - Reed Switch                      | 1        |
| 6        | 92-8001  | Sensor - Reed Switch                      | 1        |
| 7        | 3250-29  | Screw - Cap Hex. Hd.                      | 4        |
| 8        | 75-4360  | Bracket - Switch                          | 1        |
| 9        | 3296-39  | Nut - Lock                                | 3        |
| 10       | 93-0140  | Grommet                                   | 1        |
| 11       | 74-0720  | Tube - Manual                             | 1        |
| 12       | 3256-23  | Washer - Flat                             | 8        |
| 13       | 3253-4   | Washer - Lock                             | 4        |
| 14       | 322-3    | Screw - Cap Hex. Hd.                      | 9        |
| 15       | 75-3400  | Shaft - Seat Pivot                        | 1        |
| 16       | 93-0141  | Assembly - Seat Plate<br>(Incl. Ref. #10) | 1        |
| ‡17      | 85-4530  | Decal - Danger (English)                  | 1        |
| 18       | 2412-93  | Clamp - R                                 | 1        |
| 19       | 3256-24  | Washer - Flat                             | 3        |
| 20       | 75-3680  | Rod - Seat                                | 1        |
| 21       | 3272-10  | Pin - Cotter                              | 2        |
| 22       | 32121-38 | Pin - Roll                                | 1        |
| 23       | 3296-29  | Nut - Lock                                | 9        |
| 24       | 93-0073  | Cable - Throttle                          | 1        |

| Ref. No. | Part No. | Description                  | No. Used |
|----------|----------|------------------------------|----------|
| 25       | 25-8640  | Screw - Hex. Head            | 2        |
| 26       | 93-0021  | Asm. - Throttle Cable Swivel | 2        |
| 27       | 3296-3   | Nut - Lock                   | 3        |
| 28       | 93-0018  | Frame - Seat                 | 1        |
| 29       | 3-6657   | Clamp - Cable                | 1        |
| 30       | 3253-3   | Washer - Lock                | 1        |
| 31       | 321-4    | Screw - Cap Hex. Hd.         | 2        |
| 32       | 66-2920  | Washer - Friction            | 2        |
| 33       | 75-3430  | Rod - Throttle               | 1        |
| 34       | 233-42   | Knob - Throttle              | 1        |
| 35       | 3296-59  | Nut - Lock                   | 2        |
| 36       | 5-0838   | Washer - Flat                | 4        |
| 37       | 75-5270  | Spacer - Locking Knob        | 2        |
| 38       | 75-5260  | Knob - Locking               | 2        |
| 39       |          | Asm. - Seat Suspension       | 1        |
| ‡40      | 83-7440  | Decal - Knob (English)       | 1        |
| ‡41      | 85-4610  | Decal - Instruction          | 1        |
| 42       | 2412-133 | Clamp - R                    | 2        |
| 43       | 92-6534  | Shell - Seat                 | 1        |
| 44       | 92-6533  | Kit - Cushion, Replacement   | 1        |
| 45       | 92-1180  | Assembly - Seat              | 1        |
| 46       | 63-9920  | Decal - EEC 105              | 1        |
| 47       | 92-5524  | Decal - Noise Rating, 90     | 1        |
| 48       | 2412-72  | R-Clamp                      | 1        |
| 49       | 93-3641  | Plate - Idler Stop           | 1        |

‡For different language versions of this part, see International Parts Reference.

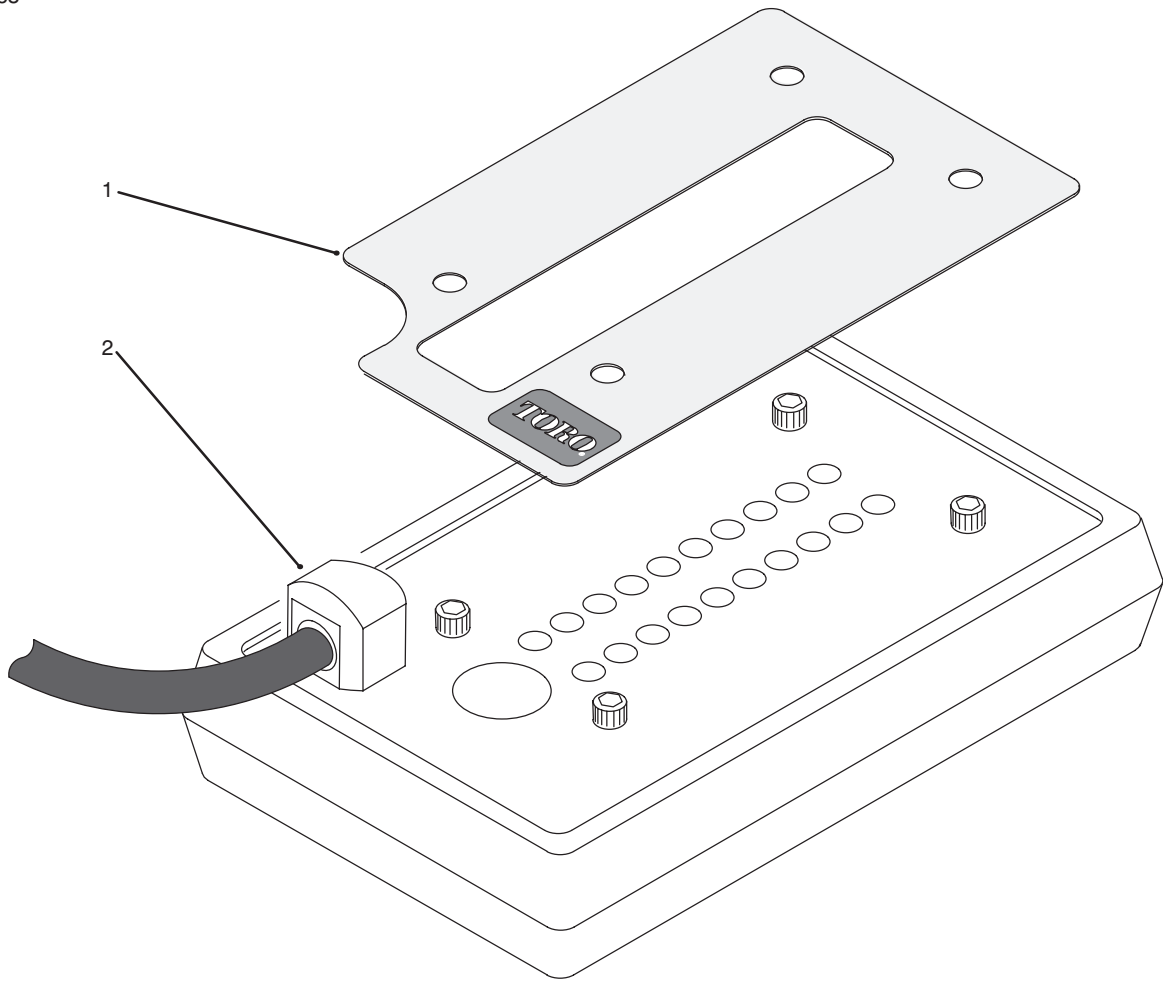


T-1031

## SEAT SUSPENSION ASSEMBLY

| Ref. No. | Part No. | Description            | No. Used |
|----------|----------|------------------------|----------|
| 1        | 80-4860  | Pin - Clevis           | 1        |
| 2        | 75-3580  | Plate - Mounting, Seat | 1        |
| 3        | 75-3530  | Spring - Compression   | 1        |
| 4        | 3256-5   | Washer - Flat          | 1        |
| 5        | 3256-24  | Washer                 | 1        |
| 6        | 75-3540  | Pin - Roll             | 1        |
| 7        | 75-3550  | Bumper - Seat          | 2        |
| 8        | 76-2940  | Bumper - Rubber        | 2        |
| 9        | 76-1920  | Bushing - Sleeve       | 4        |
| 10       | 66-8610  | Weldment - Lower       | 1        |
| 11       | 66-8560  | Nut - Push             | 4        |
| 12       | 76-1910  | Shaft - Pivot          | 2        |
| 13       | 82-9060  | Adjuster W/Handle      | 1        |
| 14       | 76-1940  | Spring - Extension     | 2        |
| 15       | 66-9290  | Spacer                 | 6        |
| 16       | 66-8530  | Adjuster               | 1        |

| Ref. No. | Part No. | Description               | No. Used |
|----------|----------|---------------------------|----------|
| 17       | 66-8520  | Bumper - Down-stop        | 2        |
| 18       | 77-2870  | Weldment - Hanger         | 1        |
| 19       | 76-1930  | Knob - Tension Adjustment | 1        |
| 20       | 3256-46  | Washer - Flat             | 1        |
| 21       | 32128-26 | Nut - Flange              | 4        |
| 22       | 3296-44  | Nut - Lock                | 1        |
| 23       | 75-3480  | Weldment - Upper          | 1        |
| 24       | 3256-26  | Washer - Flat             | 2        |
| 25       | 3253-6   | Washer - Lock             | 2        |
| 26       | 75-3510  | Bolt - Shoulder           | 2        |
| 27       | 93-3164  | Cap                       | 2        |
| 28       | 93-3163  | Spring                    | 2        |
| 29       | 93-3165  | Bracket                   | 1        |
| 30       | 322-6    | Screw - Cap Hex Head      | 1        |
| 31       | 3253-33  | Washer - Lock             | 1        |
| 32       | 3217-6   | Nut - Hex                 | 1        |



T-1458

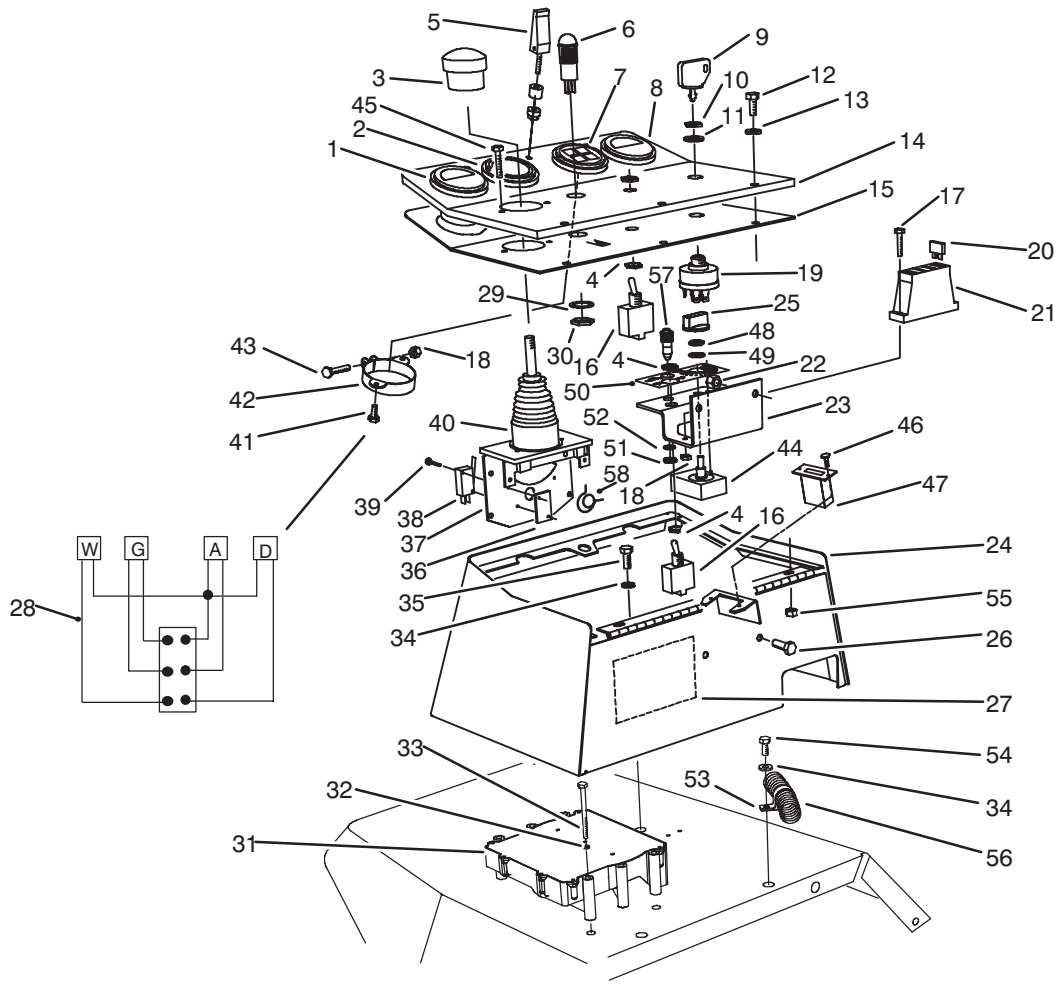
## DIAGNOSTIC-ACE DISPLAY ASSEMBLY

| Ref. No. | Part No. | Description                              | No. Used |
|----------|----------|--|----------|
| ‡1       | 85-4760  | Decal – Diagnostic-ACE<br>RM 5300D V 1.0 | 1        |

| Ref. No. | Part No. | Description              | No. Used |
|----------|----------|--------------------------|----------|
| 2        | 85-4750  | Display – Diagnostic-ACE | 1        |

‡For different language versions of this part, see International Parts Reference.





T-1501B

## CONTROL CONSOLE ASSEMBLY

| Ref. No. | Part No. | Description                                       | No. Used |
|----------|----------|---|----------|
| 1        | 66-2940  | Gauge - Fuel                                      | 1        |
| 2        | 85-4420  | Gauge - Speedometer                               | 1        |
| 3        | 3290-489 | Knob - Lift Control                               | 1        |
| 4        | 218-498  | Nut - Hex.  | 4        |
| 5        | 74-5950  | Assembly - Swell Latch                            | 1        |
| 6        | 44-2210  | Assembly - Warning Light<br>(Incl. Ref. #29 & 30) | 1        |
| *        | 218-533  | Lens - Red  | 1        |
| ■        |          | Bulb - #1815                                      | 1        |
| 7        | 66-2960  | Cluster - Warning                                 | 1        |
| 8        | 63-7430  | Gauge - Temperature                               | 1        |
| 9        | 63-8360  | Key - Ignition                                    | 1        |
| 10       | 218-446  | Nut - Locking                                     | 1        |
| 11       | 218-447  | Washer - E.T.L.W.                                 | 1        |
| 12       | 3258-166 | Screw - Phillips Hd.                              | 5        |
| 13       | 3256-1   | Washer - Flat                                     | 5        |
| †14      | 93-3140  | Panel - Control                                   | 1        |
| 15       | 75-6270  | Cover - Control Box                               | 1        |
| 16       | 75-1010  | Assembly - Toggle Switch<br>(Incl. Ref. #4)       | 2        |
| 17       | 32105-13 | Screw - Cap Hex. Hd.                              | 2        |
| 18       | 3296-2   | Nut - Lock  | 3        |
| 19       | 27-2360  | Assembly - Ignition Switch<br>(Incl. Ref. #9-11)  | 1        |

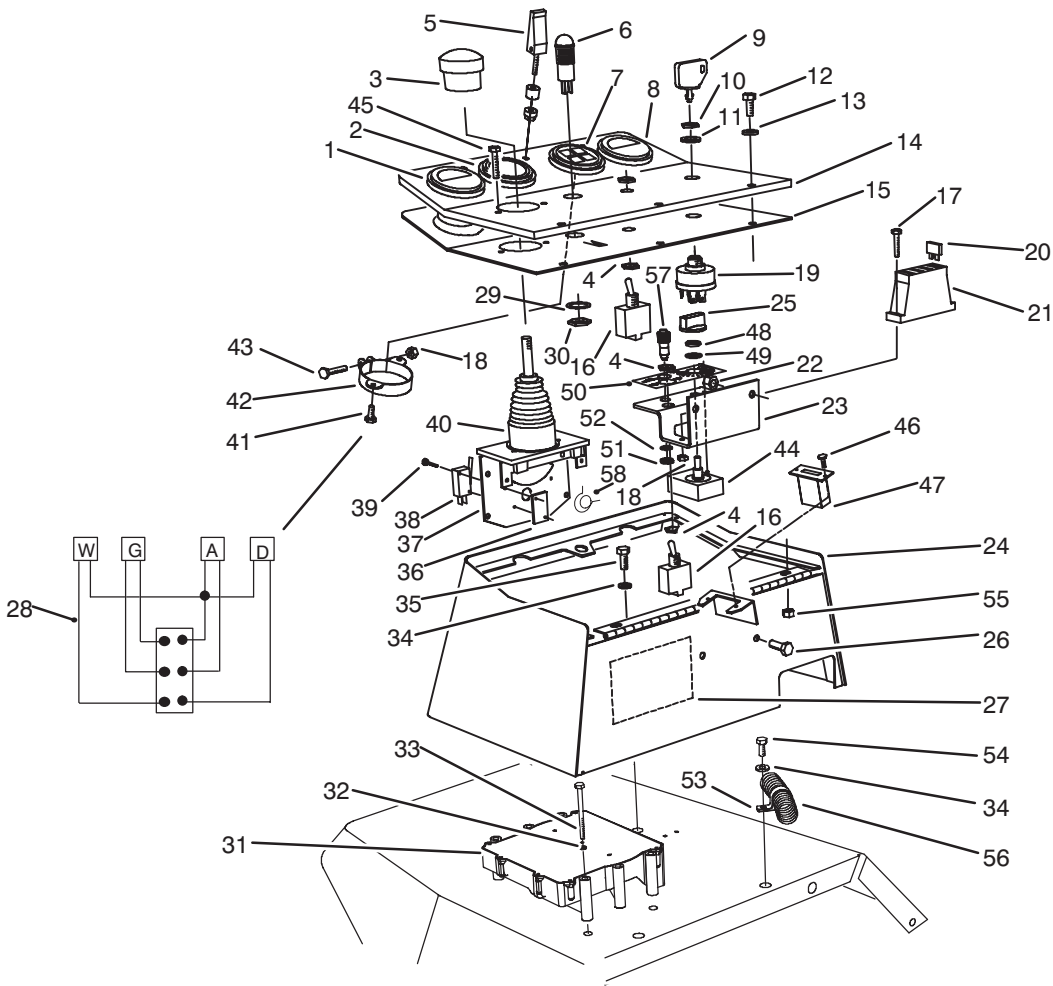
| Ref. No. | Part No. | Description   | No. Used |
|----------|----------|---|----------|
| †20      | 218-573  | Fuse - 5A   | 1        |
| *†       | 218-578  | Fuse - 10A  | 3        |
| †21      | 67-7160  | Block - Fuse  | 1        |
| 22       | 3296-42  | Nut - Lock  | 4        |
| 23       | 85-4450  | Bracket - Fuse Block  | 1        |
| 24       | 75-5740  | Box - Control   | 1        |
| 25       | 85-4480  | Knob  | 1        |
| 26       | 321-39   | Screw - Cap Hex. Hd.  | 2        |
| ‡27      | 85-4720  | Decal - Instruction<br>(English)  | 1        |
| 28       | 75-4710  | Warning Light Harness<br>(Incl. Ref. #51 & 52)  | 1        |
| *        | 219-17   | Bulb - Light  | 4        |
| 29       | 218-536  | Washer - Lock   | 1        |
| 30       | 218-535  | Nut - Lock  | 1        |
| 31       | 92-5720  | Controller - Electronic<br>Note: This part must be<br>programmed by distributor<br>before installation. | 1        |
| 32       | 3253-3   | Washer - Lock   | 3        |
| 33       | 321-15   | Screw - Cap Hex. Hd.  | 3        |
| 34       | 3256-3   | Washer - Flat   | 4        |
| 35       | 322-3    | Screw - Cap Hex. Hd.  | 3        |
| 36       | 3290-354 | Plate - Nut   | 2        |

\*Not Illustrated

†Included in main wire harness assembly.

■Obtain Locally.

‡For different language versions of this part, see International Parts Reference.



T-1501B

## CONTROL CONSOLE ASSEMBLY (Continued)

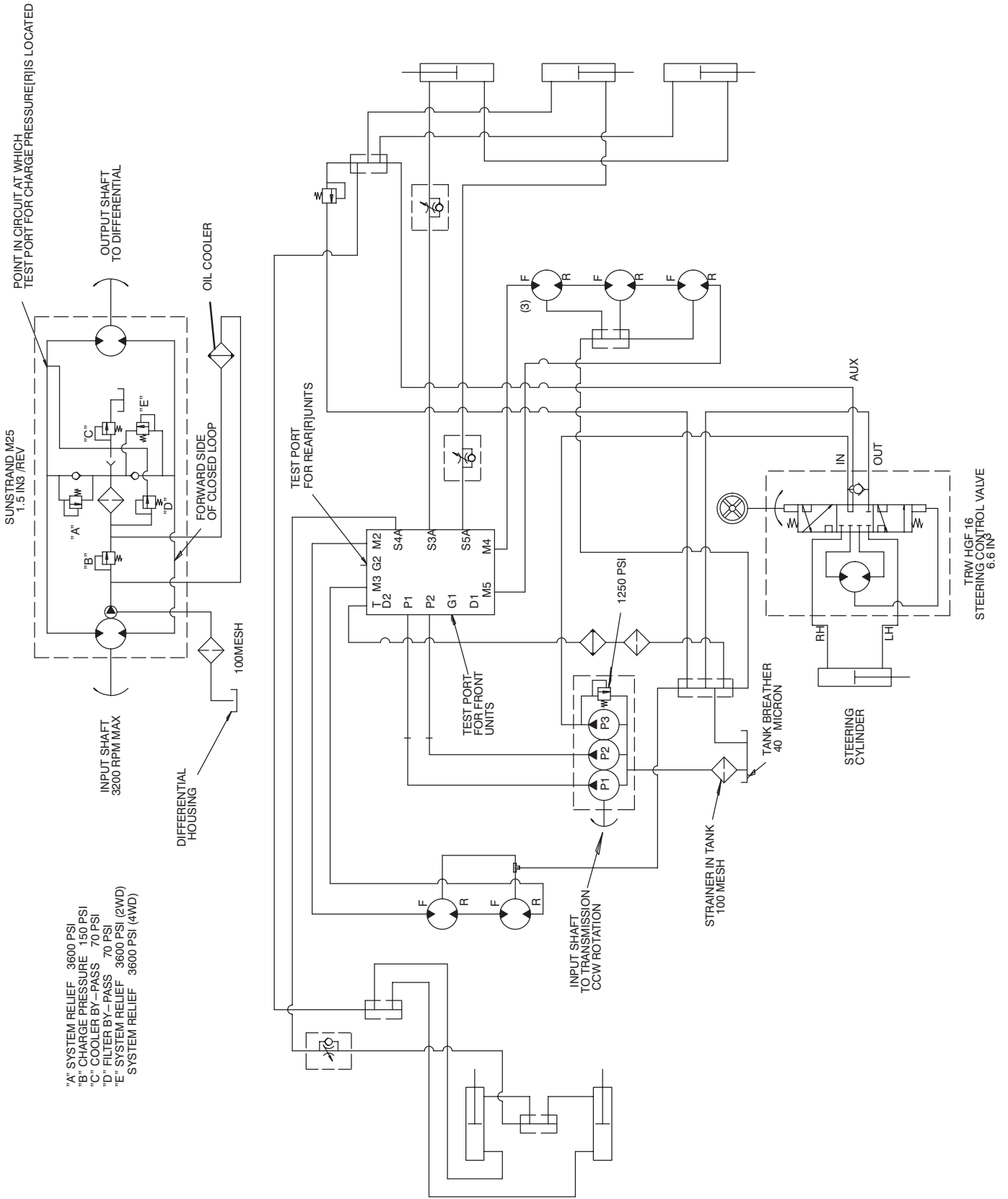
| Ref. No. | Part No. | Description  | No. Used | Ref. No. | Part No. | Description               | No. Used |
|----------|----------|--|----------|----------|----------|---------------------------|----------|
| 37       | 75-3420  | Assembly - Lift Control<br>(Incl. Ref. #3, 36 & 38-40)   | 1        | 48       |          | Nut - Lock                | 1        |
| 38       | 218-590  | Switch - Micro   | 2        | 49       |          | Washer - Lock             | 1        |
| 39       | 3290-93  | Screw - Cap Hex. Hd.   | 4        | 50       | 85-4460  | Decal - HOC Selector      | 1        |
| 40       | 3290-488 | Boot - Lift Control  | 1        | 51       |          | Nut - Lock                | 1        |
| 41       | 32144-1  | Screw - Cap Hex. Hd.   | 2        | 52       |          | Washer - Lock             | 1        |
| 42       | 69-4780  | Clamp - Light Cluster  | 1        | 53       | 2412-126 | Clamp-R                   | 1        |
| 43       | 32105-1  | Screw - Cap Hex. Hd.   | 1        | 54       | 322-5    | Screw - Cap Hex. Hd.      | 1        |
| 44       | 85-4470  | Assembly - Potentiometer<br>(Incl. Ref. #48 & 49)<br>Note: Replacement of this part requires recalibration of electronic controller by distributor after installation. | 1        | 55       | 32128-33 | Nut - Lock, Flange Hd.    | 3        |
| 45       | 3273-26  | Screw - Hex. Socket Hd.  | 2        | 56       | 93-0080  | Asm. - Main Wire Harness  | 1        |
| 46       | 32144-18 | Screw - Cap Hex. Hd.   | 2        | †57      | 85-4491  | Lamp - Diagnostic         | 1        |
| 47       | 75-6820  | Meter - Hour   | 1        | 58       | 93-3625  | Spring - Joystick Return  | 1        |
|          |          |  |          | *†       | 70-8570  | Breaker - Circuit         | 2        |
|          |          |  |          | *†       | 86-7560  | Connector - Cover (3 Way) | 3        |
|          |          |  |          | *†       | 86-7550  | Connector - Cover (2 Way) | 2        |
|          |          |  |          | *†       | 85-4650  | Connector - Loop Back     | 1        |
|          |          |  |          | *        | 93-1358  | Software - ECU RM5300D    | 1        |
|          |          |  |          | *        | 219-19   | Bulb - Light              | 1        |

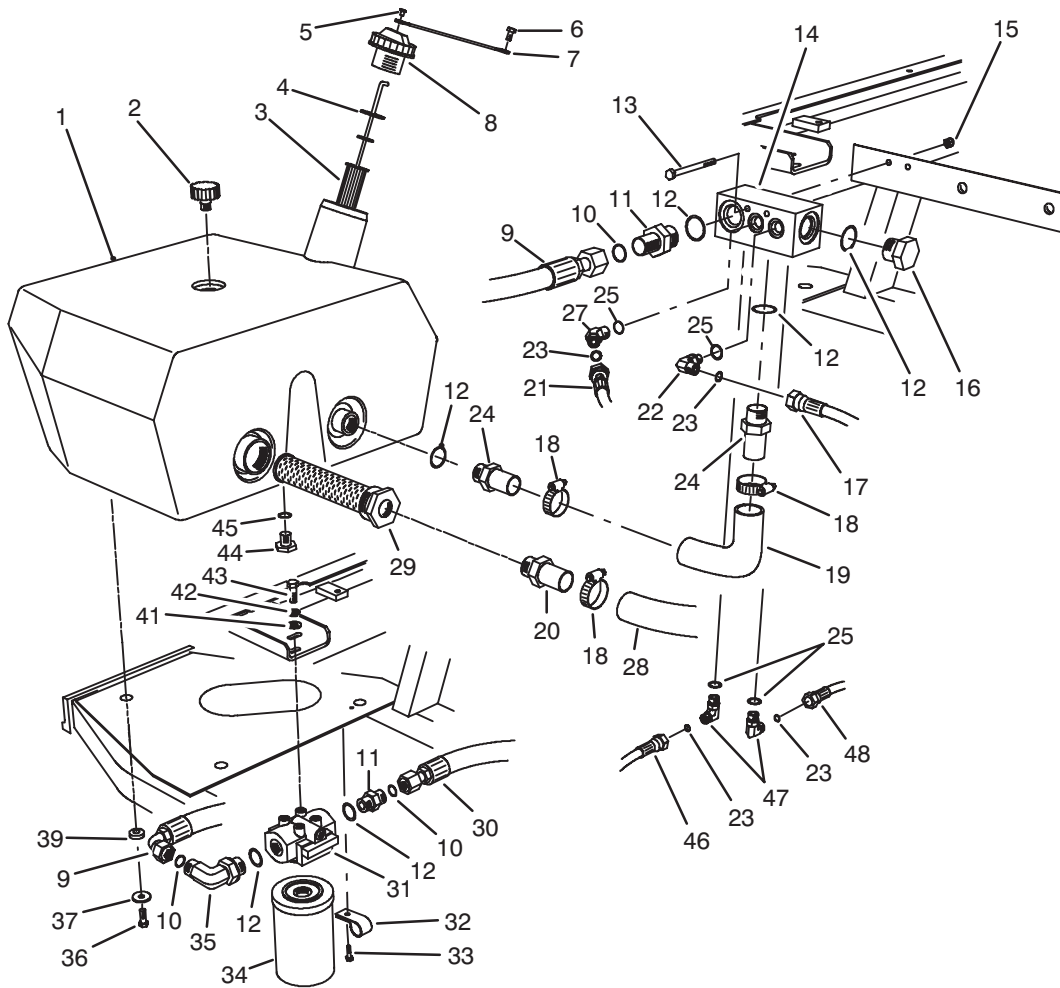
\*Not Illustrated

†Included in main wire harness assembly.

‡For different language versions of this part, see International Parts Reference.

# HYDRAULIC SCHEMATIC





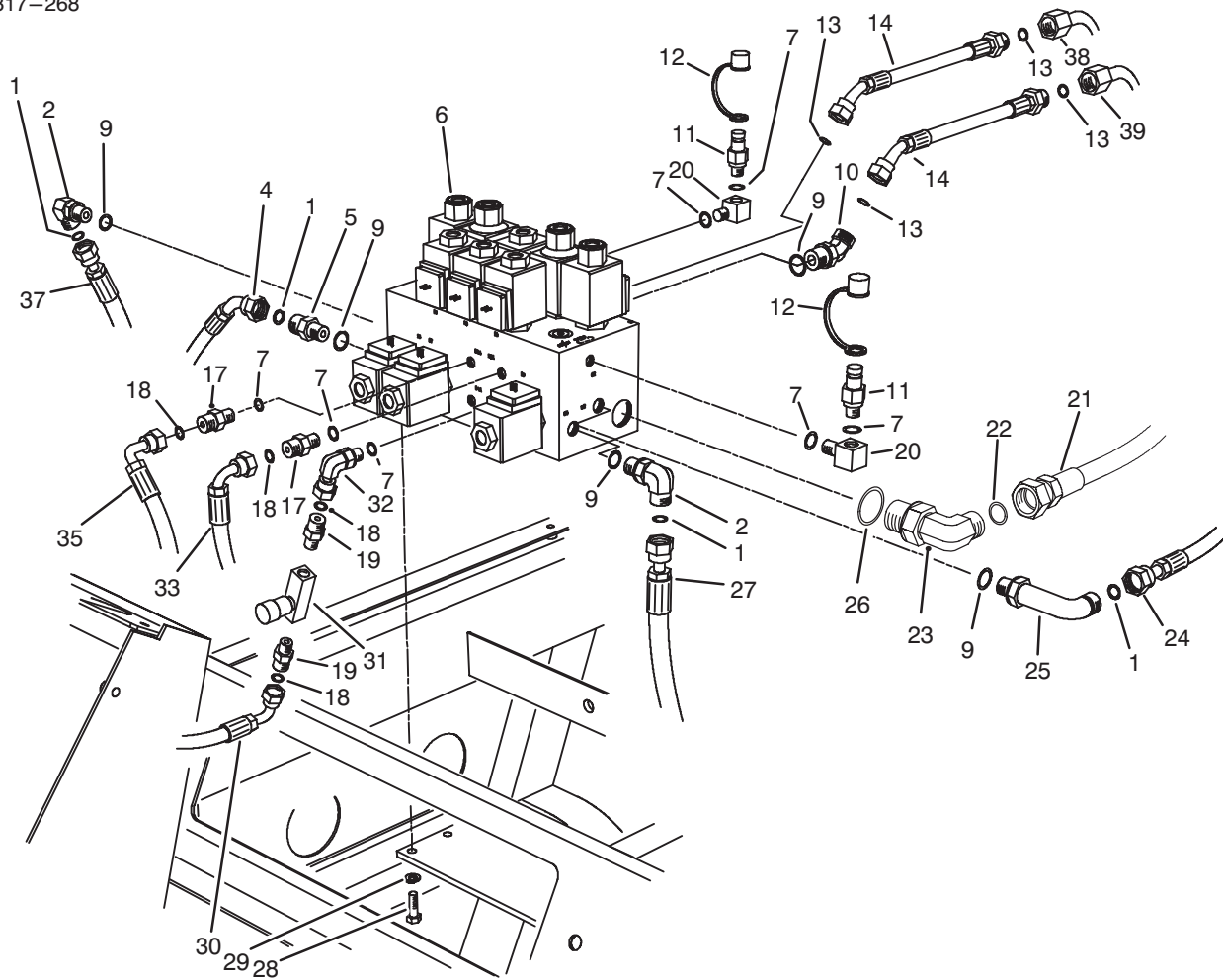
T-1048

## HYDRAULIC RESERVOIR ASSEMBLY

| Ref. No. | Part No. | Description   | No. Used |
|----------|----------|---|----------|
| 1        | 92-8785  | Reservoir - Hydraulic                                 | 1        |
| 2        | 68-6150  | Breather - Hydraulic Tank                             | 1        |
| 3        | 61-2790  | Screen - Filler                                       | 1        |
| 4        | 75-3710  | Dipstick  | 1        |
| 5        |          | Retainer - Tether                                     | 1        |
| 6        | 321-2    | Screw - Cap Hex. Hd.                                  | 1        |
| 7        | 75-0540  | Assembly - Tether<br>(Incl. Ref. #5)                  | 1        |
| ‡8       | 93-3103  | Cap - Hydraulic Reservoir                             | 1        |
| 9        | 75-6130  | Hose - Hydraulic                                      | 1        |
| 10       | 237-65   | O-Ring  | 5        |
| 11       | 340-8    | Fitting - Hydraulic Straight<br>(Incl. Ref. #10 & 12) | 2        |
| 12       | 237-81   | O-Ring  | 4        |
| 13       | 321-23   | Screw - Cap Hex. Hd.                                  | 2        |
| 14       | 92-9098  | Manifold - Tank                                       | 1        |
| 15       | 3296-42  | Nut - Lock  | 2        |
| 16       | 354-74   | Fitting - Hydraulic Plug<br>(Incl. Ref. #12)          | 1        |
| 17       | 75-6250  | Hose - Hydraulic                                      | 1        |
| 18       | 2412-34  | Clamp - Hose  | 3        |
| 19       | 75-5720  | Hose - Hydraulic                                      | 1        |
| 20       | 353-682  | Fitting - Hydraulic Straight                          | 1        |
| 21       | 93-0119  | Hose - Hydraulic                                      | 1        |
| 22       | 340-77   | Fitting - Hydraulic 90°<br>(Incl. Ref. #23 & 25)      | 1        |
| 23       | 237-22   | O-Ring  | 6        |

| Ref. No. | Part No. | Description                                      | No. Used |
|----------|----------|--|----------|
| 24       | 354-73   | Fitting - Hydraulic Straight<br>(Incl. Ref. #12) | 2        |
| 25       | 237-42   | O-Ring   | 4        |
| 27       | 340-87   | Fitting - Hydraulic 45°<br>(Incl. Ref. #25 & 23) | 1        |
| 28       | 75-6870  | Hose - Hydraulic Suction                         | 1        |
| 29       | 75-0550  | Strainer - Suction                               | 1        |
| 30       | 93-0077  | Hose - Hydraulic                                 | 1        |
| 31       | 75-1300  | Asm. - Hydraulic Filter Head                     | 1        |
| 32       | 2412-93  | Clamp - R  | 2        |
| 33       | 32144-10 | Screw - Hex. Washer Hd.                          | 2        |
| 34       | 75-1310  | Element - Hydraulic Filter                       | 1        |
| 35       | 340-139  | Fitting - Hydraulic 90°<br>(Incl. Ref. #10 & 12) | 1        |
| 36       | 323-5    | Screw - Cap Hex. Hd.                             | 3        |
| 37       | 63-8410  | Washer - Flat                                    | 3        |
| 39       | 240-11   | Grommet  | 3        |
| 41       | 3256-24  | Washer - Flat                                    | 2        |
| 42       | 3253-21  | Washer - Lock                                    | 2        |
| 43       | 323-4    | Screw - Cap Hex. Hd.                             | 2        |
| 44       | 353-550  | Fitting - Plug<br>(Incl. Ref. #45)               | 1        |
| 45       | 237-79   | O-Ring   | 1        |
| 46       | 92-9096  | Assembly - Hose                                  | 1        |
| 47       | 340-82   | Fitting - Hydraulic 90°<br>(Incl. Ref. #23 & 25) | 2        |
| 48       | 88-9460  | Hose - Hydraulic                                 | 1        |

‡For different language versions of this part, see International Parts Reference.

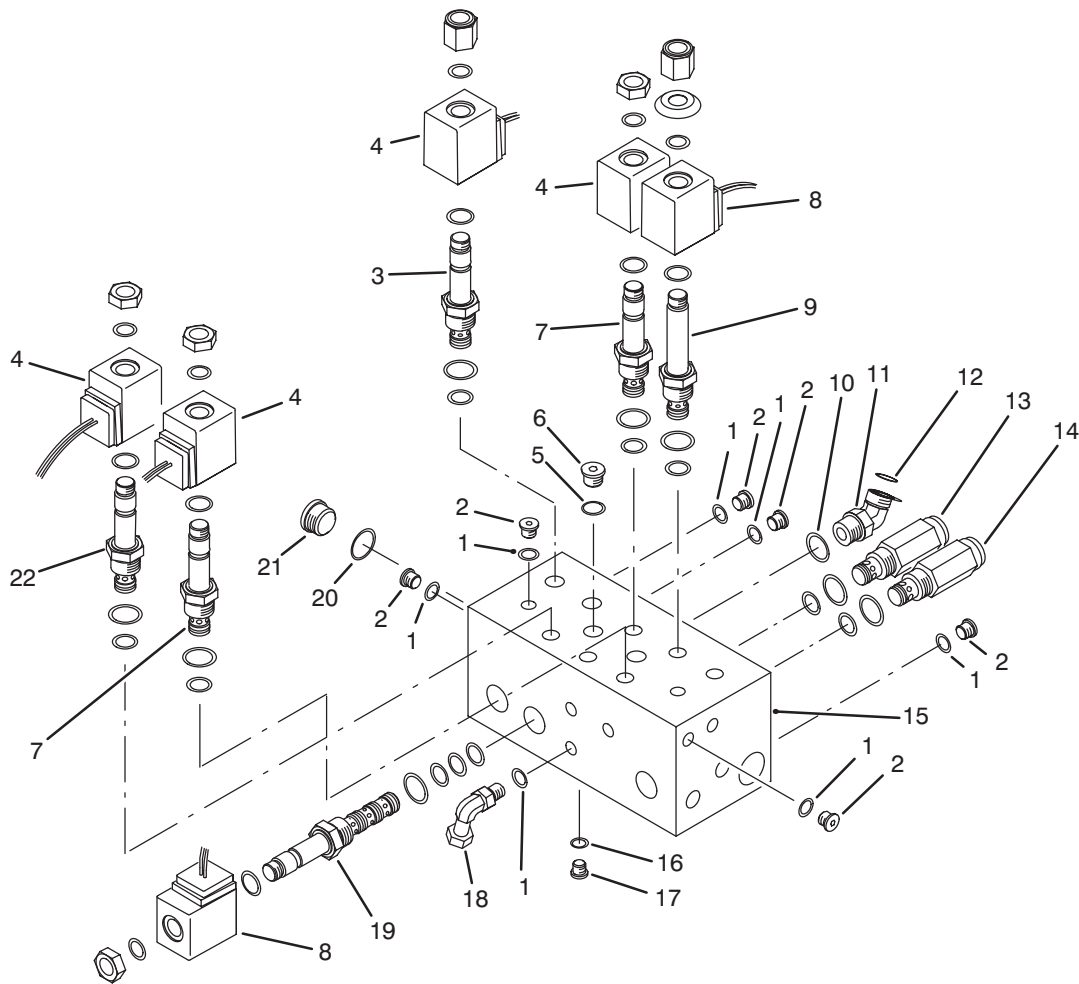


T-1094A

## HYDRAULIC CONTROL MANIFOLD ASSEMBLY

| Ref. No. | Part No. | Description  | No. Used |
|----------|----------|--|----------|
| 1        | 237-22   | O-Ring   | 4        |
| 2        | 340-18   | Fitting - Hydraulic 90°<br>(Incl. Ref. #1 & 9)       | 2        |
| 4        | 92-1725  | Hose - Hydraulic                                     | 1        |
| 5        | 340-3    | Fitting - Hydraulic Straight<br>(Incl. Ref. #1 & 9)  | 1        |
| 6        | 93-3611  | Asm. - Control Manifold                              | 1        |
| 7        | 237-78   | O-Ring   | 6        |
| 9        | 237-79   | O-Ring   | 6        |
| 10       | 340-101  | Fitting - Hydraulic 45°<br>(Incl. Ref. #9 & 13)      | 2        |
| 11       | 354-77   | Fitting - Test Port<br>(Incl. Ref. #7)               | 2        |
| 12       | 354-79   | Cap - Test Port                                      | 2        |
| 13       | 237-30   | O-Ring   | 4        |
| 14       | 86-9190  | Hose - Hydraulic                                     | 2        |
| 17       | 340-92   | Fitting - Hydraulic Straight<br>(Incl. Ref. #7 & 18) | 2        |
| 18       | 237-21   | O-Ring   | 4        |
| 19       | 340-13   | Fitting - Hydraulic Straight<br>(Incl. Ref. #18)     | 2        |
| 20       | 75-6640  | Fitting - Hydraulic 90°<br>(Incl. Ref. #7)           | 2        |

| Ref. No. | Part No. | Description                                      | No. Used |
|----------|----------|--|----------|
| 21       | 93-0078  | Hose - Hydraulic                                 | 1        |
| 22       | 237-65   | O-Ring   | 1        |
| 23       | 340-139  | Fitting - Hydraulic 90°<br>(Incl. Ref. #22 & 26) | 1        |
| 24       | 92-1721  | Hose - Hydraulic                                 | 1        |
| 25       | 93-3612  | Fitting - Hydraulic 90°<br>(Incl. Ref. #1 & 9)   | 1        |
| 26       | 237-81   | O-Ring   | 1        |
| 27       | 92-1723  | Hose - Hydraulic                                 | 1        |
| 28       | 322-3    | Screw - Cap Hex. Hd.                             | 4        |
| 29       | 3253-4   | Washer - Lock                                    | 4        |
| 30       | 75-5900  | Hose - Hydraulic                                 | 1        |
| 31       | 82-8270  | Valve - Flow Control                             | 1        |
| 32       | 340-143  | Fitting - Hydraulic 90°<br>(Incl. Ref. #7)       | 1        |
| 33       | 93-0118  | Hose - Hydraulic                                 | 1        |
| 35       | 75-5890  | Hose - Hydraulic                                 | 1        |
| 37       | 92-1728  | Hose - Hydraulic                                 | 1        |
| 38       | 93-3642  | Tube - Hydraulic                                 | 1        |
| 39       | 93-3643  | Tube - Hydraulic                                 | 1        |



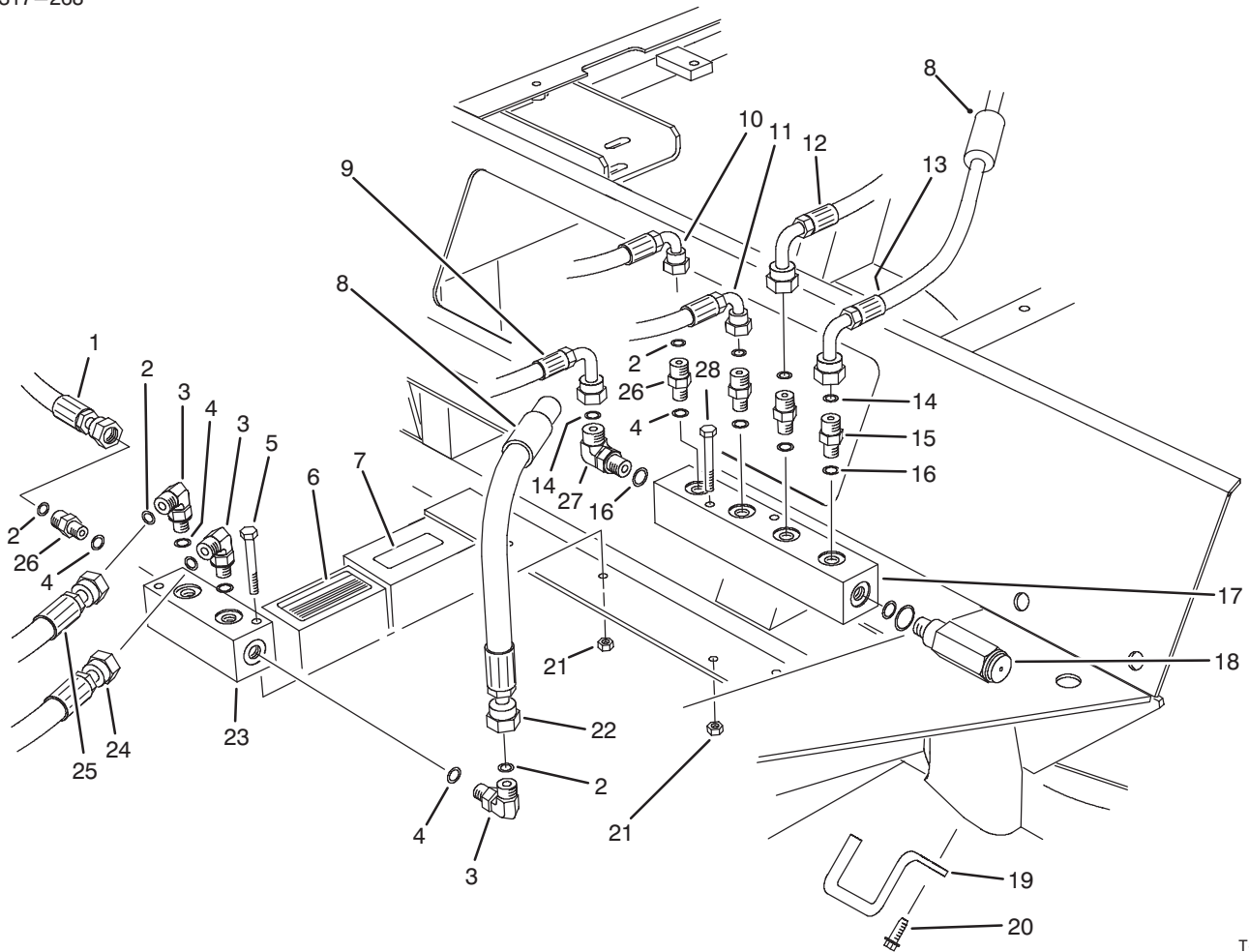
T-1503

## CONTROL MANIFOLD ASSEMBLY

| Ref. No. | Part No. | Description  | No. Used |
|----------|----------|--|----------|
| 1        | 237-78   | O-Ring   | 12       |
| 2        | 353-990  | Plug<br>(Incl. Ref. #1)                                | 11       |
| 3        | 88-7020  | Cartridge - N.O.<br>(Use Seal Kit #75-2080)            | 2        |
| 4        | 88-9190  | Solenoid - 20 Watt                                     | 6        |
| 5        | 237-42   | O-Ring   | 2        |
| 6        | 353-989  | Plug<br>(Incl. Ref. #5)                                | 2        |
| 7        | 88-6990  | Cartridge - N.C.<br>(Use Seal Kit #75-2080)            | 3        |
| 8        | 88-9200  | Solenoid - 28 Watt                                     | 5        |
| 9        | 88-6970  | Cartridge - N.O.<br>(Use Seal Kit #75-2080)            | 2        |
| 10       | 237-79   | O-Ring   | 1        |
| 11       | 340-101  | Fitting - Hydraulic 45°<br>(Incl. Ref. #10 & 12)       | 1        |
| 12       | 237-30   | O-Ring   | 1        |
| 13       | 75-0920  | Cartridge - Relief 3000 psi<br>(Use Seal Kit #75-2080) | 1        |

| Ref. No. | Part No. | Description  | No. Used |
|----------|----------|--|----------|
| 14       | 75-2010  | Cartridge - Relief 2000 psi<br>(Use Seal Kit #75-2080) | 1        |
| 15       |          | Body - Manifold  | 1        |
| 16       | 237-156  | O-Ring   | 2        |
| 17       | 353-991  | Plug<br>(Incl. Ref. #16)                               | 2        |
| 18       | 340-143  | Fitting - Hydraulic 90°<br>(Incl. Ref. #1)             | 1        |
| 19       | 88-6960  | Cartridge - 4W/2P<br>(Use Seal Kit #75-2090)           | 3        |
| 20       | 237-80   | O-Ring   | 1        |
| 21       | 354-70   | Plug<br>(Incl. Ref. #20)                               | 1        |
| 22       | 92-6315  | Cartridge - N.C.<br>(Use Seal Kit #75-2080)            | 1        |
| *        | 75-2080  | Kit - Seal   | 10       |
| *        | 75-2090  | Kit - Seal   | 3        |

\*Not Illustrated



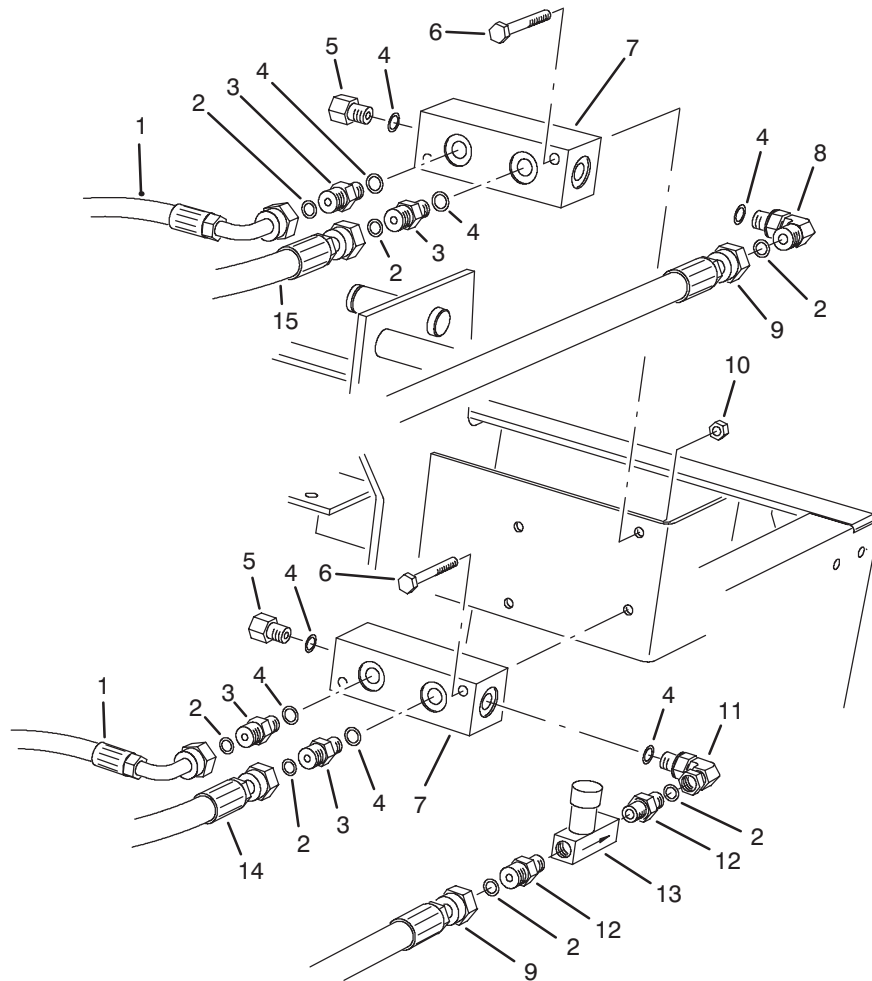
T-1058A

## FRONT HYDRAULIC MANIFOLDS

| Ref. No. | Part No. | Description   | No. Used |
|----------|----------|---|----------|
| 1        | 92-1722  | Hose – Hydraulic                                      | 1        |
| 2        | 237-21   | O-Ring  | 7        |
| 3        | 340-132  | Fitting – Hydraulic 90°<br>(Incl. Ref. #2 & 4)        | 3        |
| 4        | 237-78   | O-Ring  | 7        |
| 5        | 321-11   | Screw – Cap Hex. Hd.                                  | 2        |
| 6        | 88-0440  | Decal – Floor Plate                                   | 1        |
| 7        | 85-4730  | Decal – Oil   | 1        |
| 8        | 38-3400  | Guard – Rubber  | 2        |
| 9        | 75-5940  | Hose – Hydraulic                                      | 1        |
| 10       | 75-5890  | Hose – Hydraulic                                      | 1        |
| 11       | 75-5910  | Hose – Hydraulic                                      | 1        |
| 12       | 93-0118  | Hose – Hydraulic                                      | 1        |
| 13       | 93-0119  | Hose – Hydraulic                                      | 1        |
| 14       | 237-22   | O-Ring  | 2        |
| 15       | 340-2    | Fitting – Hydraulic Straight<br>(Incl. Ref. #14 & 16) | 2        |

| Ref. No. | Part No. | Description   | No. Used |
|----------|----------|---|----------|
| 16       | 237-42   | O-Ring  | 2        |
| 17       | 93-0139  | Manifold – Hydraulic                                  | 1        |
| 18       | 93-0143  | Cartridge – Relief 250 psi<br>(Use Seal Kit #75-2080) | 1        |
| 19       | 75-5300  | Rod – Hose Support                                    | 2        |
| 20       | 49-2040  | Screw – Hex. Washer Hd.                               | 4        |
| 21       | 3296-42  | Nut – Lock  | 4        |
| 22       | 92-9096  | Hose – Hydraulic                                      | 1        |
| 23       | 75-1180  | Manifold – Hydraulic                                  | 1        |
| 24       | 92-1726  | Hose – Hydraulic                                      | 1        |
| 25       | 92-1729  | Hose – Hydraulic                                      | 1        |
| 26       | 340-92   | Fitting – Hydraulic Straight<br>(Incl. Ref. #2 & 4)   | 4        |
| 27       | 340-77   | Fitting – Hydraulic 90°<br>(Incl. Ref. #14 & 16)      | 1        |
| 28       | 321-18   | Screw – Cap Hex. Hd.                                  | 2        |

\*Not Illustrated

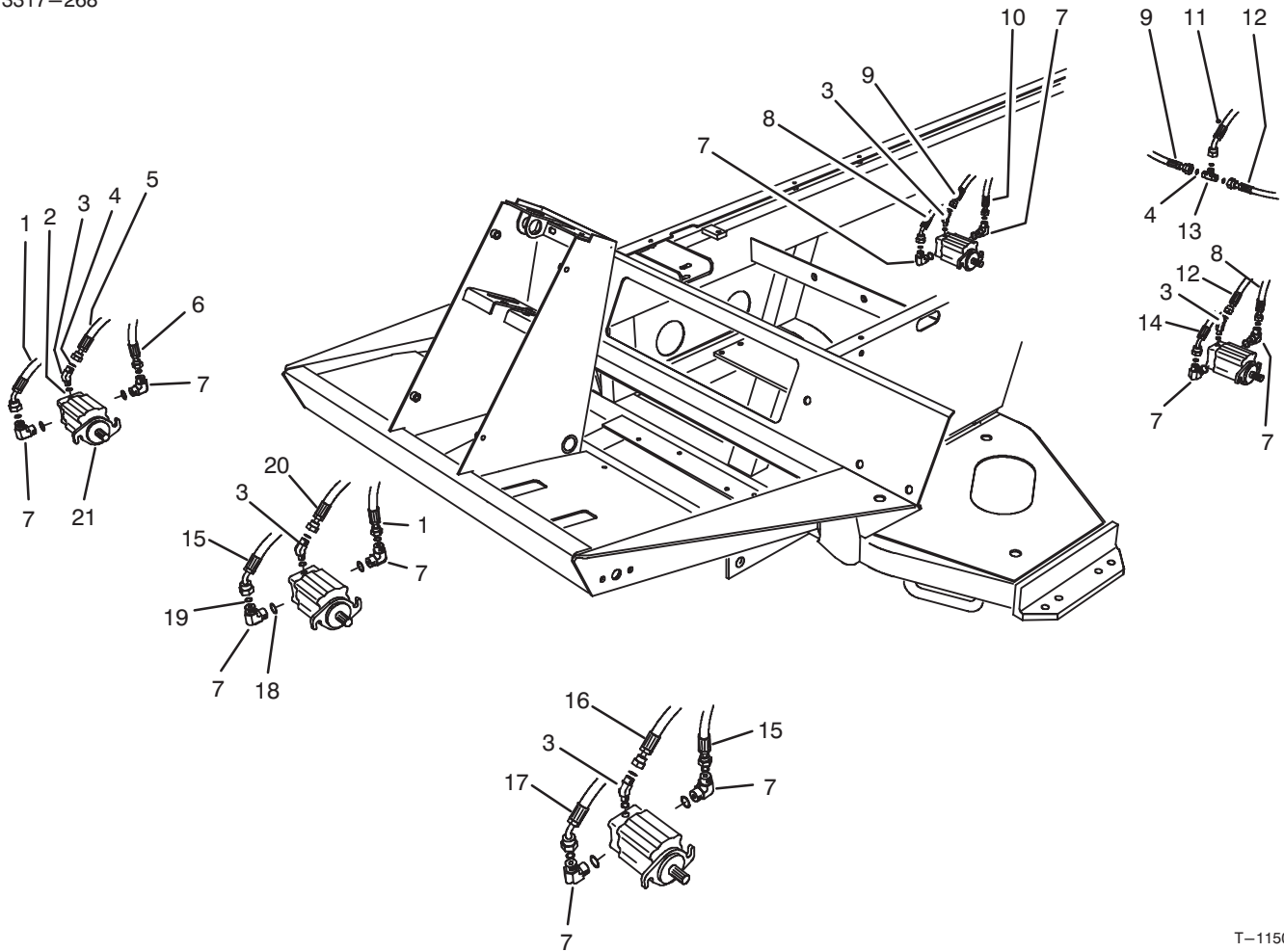


T-1095

## REAR HYDRAULIC MANIFOLDS

| Ref. No. | Part No. | Description   | No. Used |
|----------|----------|---|----------|
| 1        | 75-6180  | Hose - Hydraulic                                    | 2        |
| 2        | 237-21   | O-Ring  | 7        |
| 3        | 340-92   | Fitting - Hydraulic Straight<br>(Incl. Ref. #2 & 4) | 4        |
| 4        | 237-78   | O-Ring  | 8        |
| 5        | 353-512  | Fitting - Hydraulic Plug<br>(Incl. Ref. #4)         | 2        |
| 6        | 321-11   | Screw - Cap Hex. Hd.                                | 4        |
| 7        | 75-1180  | Manifold  | 2        |
| 8        | 340-132  | Fitting - Hydraulic 90°<br>(Incl. Ref. #2 & 4)      | 1        |

| Ref. No. | Part No. | Description                                     | No. Used |
|----------|----------|---|----------|
| 9        | 93-0118  | Hose - Hydraulic                                | 2        |
| 10       | 32128-33 | Nut - Lock                                      | 4        |
| 11       | 340-143  | Fitting - Hydraulic 90°<br>(Incl. Ref. #4)      | 1        |
| 12       | 340-13   | Fitting - Hydraulic Straight<br>(Incl. Ref. #2) | 2        |
| 13       | 82-8270  | Valve - Flow Control                            | 1        |
| 14       | 75-6080  | Hose - Hydraulic                                | 1        |
| 15       | 75-6070  | Hose - Hydraulic                                | 1        |

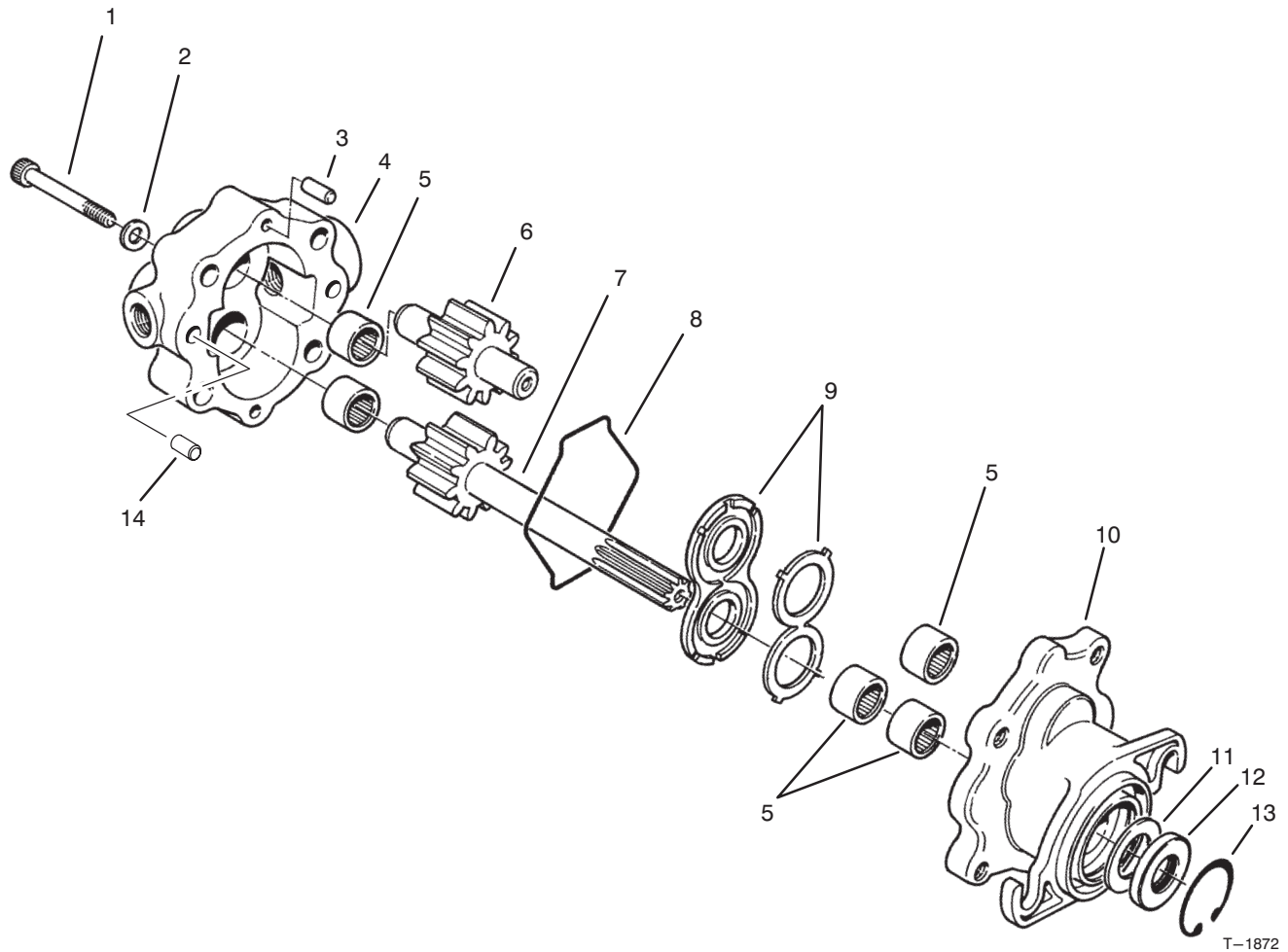


T-1150

## CUTTING UNIT HYDRAULIC COMPONENTS

| Ref. No. | Part No. | Description                                      | No. Used |
|----------|----------|--|----------|
| 1        | 92-1724  | Hose - Hydraulic                                 | 1        |
| 2        | 237-78   | O-Ring   | 5        |
| 3        | 340-103  | Fitting - Hydraulic 45°<br>(Incl. Ref. #2 & 4)   | 5        |
| 4        | 237-21   | O-Ring   | 8        |
| 5        | 92-1722  | Hose - Hydraulic                                 | 1        |
| 6        | 92-1725  | Hose - Hydraulic                                 | 1        |
| 7        | 340-18   | Fitting - Hydraulic 90°<br>(Incl. Ref. #18 & 19) | 10       |
| 8        | 92-1719  | Hose - Hydraulic                                 | 1        |
| 9        | 91-1717  | Hose - Hydraulic                                 | 1        |
| 10       | 92-1723  | Hose - Hydraulic                                 | 1        |

| Ref. No. | Part No. | Description                                | No. Used |
|----------|----------|--|----------|
| 11       | 88-9460  | Hose - Hydraulic                           | 1        |
| 12       | 92-1718  | Hose - Hydraulic                           | 1        |
| 13       | 340-21   | Fitting - Hydraulic Tee<br>(Incl. Ref. #4) | 1        |
| 14       | 92-1721  | Hose - Hydraulic                           | 1        |
| 15       | 92-1727  | Hose - Hydraulic                           | 1        |
| 16       | 92-1726  | Hose - Hydraulic                           | 1        |
| 17       | 92-1728  | Hose - Hydraulic                           | 1        |
| 18       | 237-79   | O-Ring                                     | 10       |
| 19       | 237-22   | O-Ring                                     | 10       |
| 20       | 92-1729  | Hose - Hydraulic                           | 1        |
| 21       | 93-1375  | Motor - Hydraulic                          | 5        |



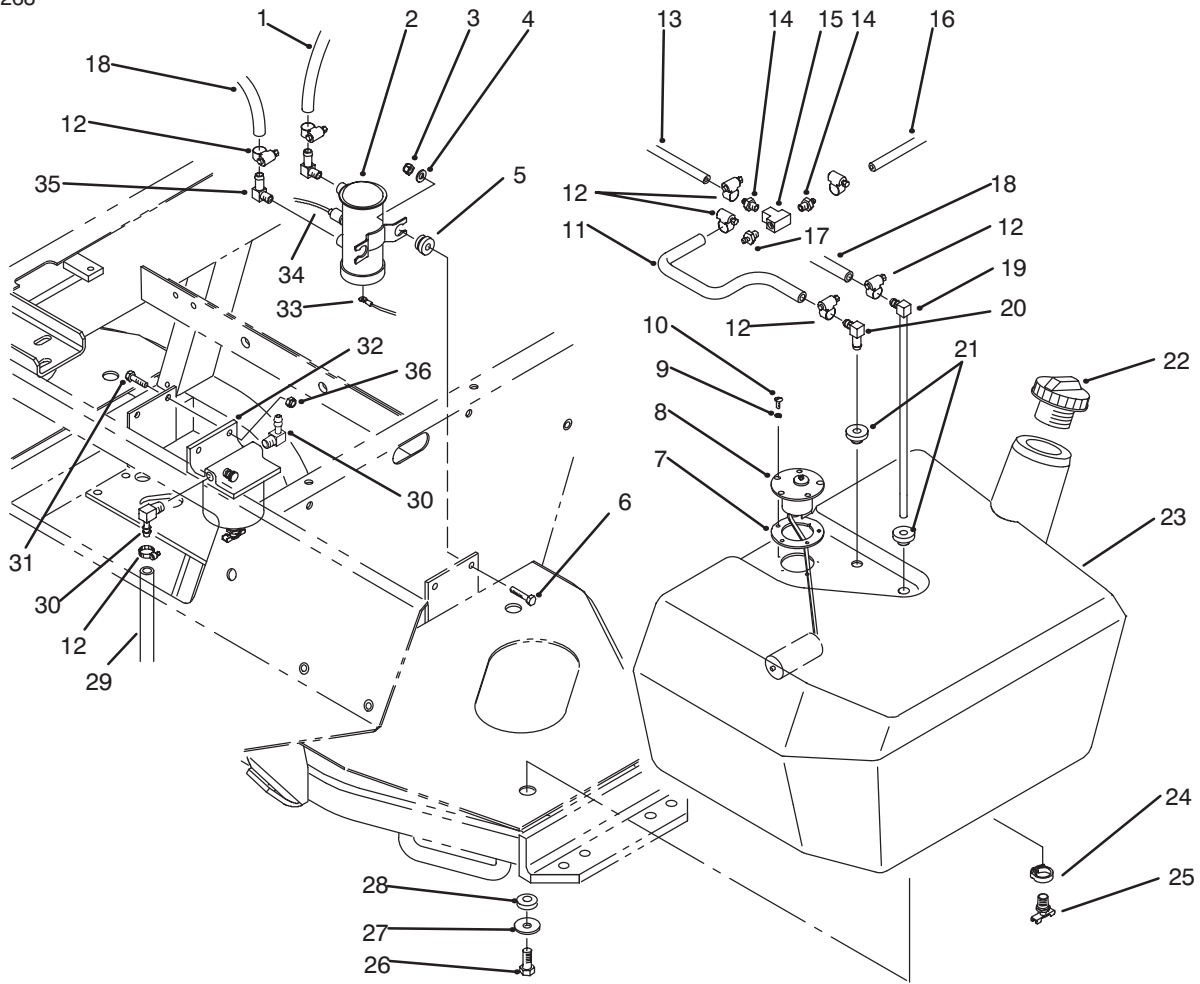
T-1872

## REEL MOTOR ASSEMBLY NO. 93-1375

| Ref. No. | Part No. | Description                         | No. Used |
|----------|----------|-------------------------------------|----------|
| 1        | 354-50   | Screw-Hex Socket Hd.                | 4        |
| 2        | 354-51   | Washer                              | 4        |
| 3        | 353-599  | Pin-Dowel                           | 2        |
| 4        | 93-3614  | Assembly - Cover<br>(Incl. Ref. #5) | 1        |
| †5       |          | Bearing-Needle                      | 5        |
| 6        | 93-3616  | Assembly - Idler Gear               | 1        |
| 7        | 93-3615  | Assembly - Drive Shaft              | 1        |
| 8        | 354-46   | Ring-Seal                           | 1        |

| Ref. No. | Part No. | Description                            | No. Used |
|----------|----------|--|----------|
| 9        | 74-3810  | Assembly - Load Plate                  | 1        |
| 10       | 92-8795  | Assembly - Body<br>(Incl. Ref. #5)     | 1        |
| †11      |          | Spacer                                 | 1        |
| †12      |          | Seal-Shaft                             | 1        |
| 13       | 32151-41 | Ring - Retaining                       | 1        |
| 14       | 92-8796  | Pin - Dowel                            | 2        |
| *        | 92-8863  | Repair Kit<br>(Incl. Ref. #8, & 11-13) | 1        |

\*Not Illustrated



T-1884

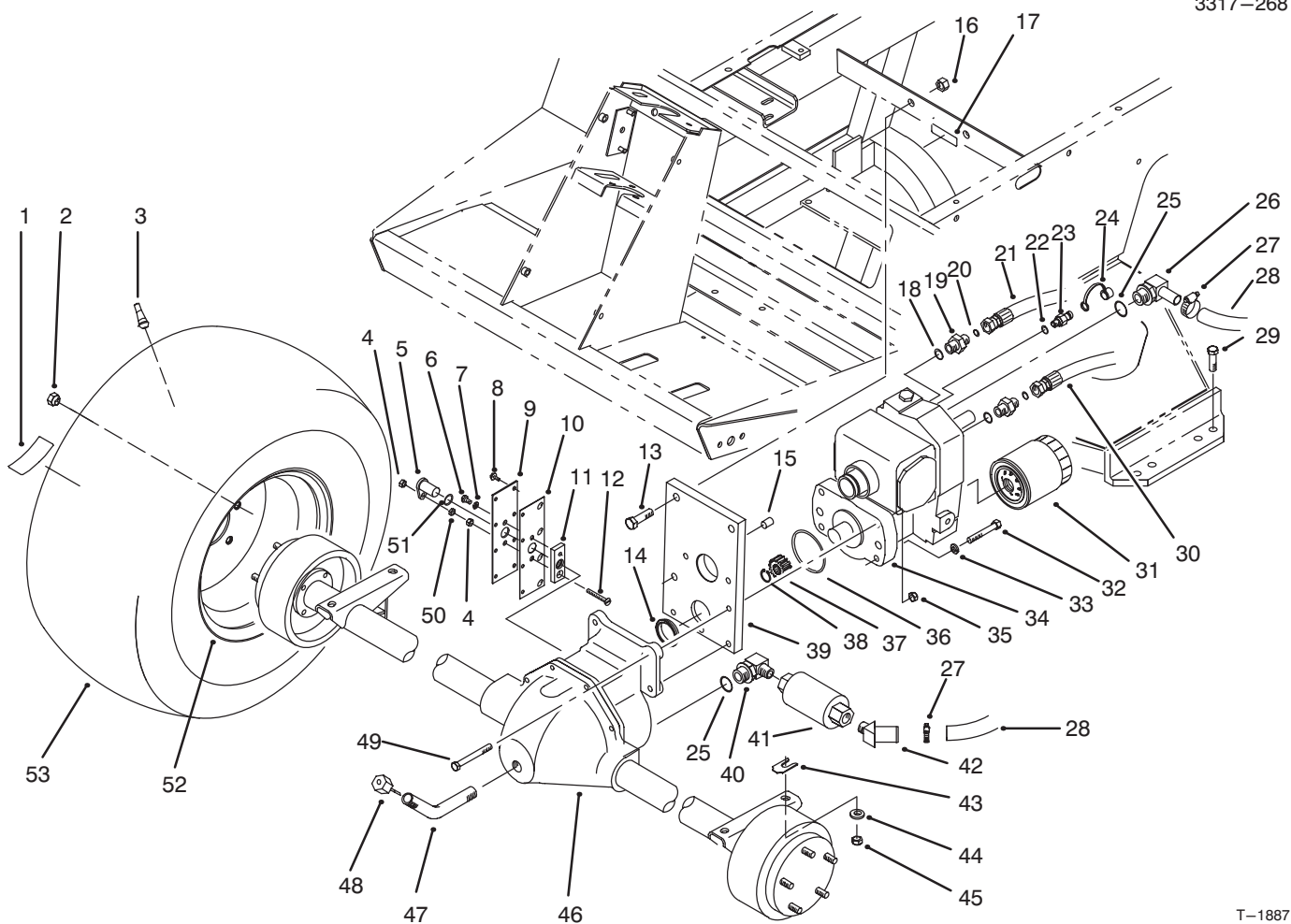
## FUEL TANK ASSEMBLY

| Ref. No. | Part No. | Description                                     | No. Used |
|----------|----------|---|----------|
| 1        | 63-7610  | Hose - Fuel                                     | 1        |
| 2        | 53-8150  | Assembly - Fuel Pump<br>(Incl. Ref. #5 & 33-34) | 1        |
| 3        | 3296-42  | Nut - Lock                                      | 2        |
| 4        | 3256-22  | Washer - Flat                                   | 2        |
| †5       |          | Mount - Rubber                                  | 2        |
| 6        | 321-8    | Screw - Cap Hex. Hd.                            | 2        |
| 7        | 62-7650  | Gasket - Sending Unit                           | 1        |
| 8        | 63-7640  | Unit - Sending                                  | 1        |
| 9        | 3253-15  | Washer - Lock                                   | 5        |
| 10       | 32122-24 | Screw - Round Hd.                               | 5        |
| 11       | 27-5340  | Hose - Fuel                                     | 1        |
| 12       | 2412-108 | Clamp - Hose                                    | 11       |
| 13       | 75-4700  | Hose - Fuel                                     | 1        |
| 14       | 354-22   | Fitting - Fuel, Straight                        | 2        |
| 15       | 354-20   | Fitting - Fuel Tee                              | 1        |
| 16       | 75-4701  | Hose - Fuel                                     | 1        |
| 17       | 354-21   | Fitting - Fuel Straight                         | 1        |
| 18       | 44-2670  | Hose - Fuel                                     | 1        |

| Ref. No. | Part No. | Description                                 | No. Used |
|----------|----------|---|----------|
| 19       | 66-8121  | Standpipe - Elbow 90°                       | 1        |
| 20       | 46-6550  | Connector - Fuel, Elbow 90°                 | 1        |
| 21       | 46-6560  | Grommet                                     | 2        |
| 22       | 93-3102  | Cap - Fuel Tank                             | 1        |
| 23       | 92-8780  | Assembly - Fuel Tank<br>(Incl. Ref. #24-25) | 1        |
| 24       | 2412-36  | Clamp - Drain                               | 1        |
| 25       | 304-46   | Fitting - Drain                             | 1        |
| 26       | 323-5    | Screw - Cap Hex. Hd.                        | 3        |
| 27       | 63-8410  | Washer - Flat                               | 3        |
| 28       | 240-11   | Grommet                                     | 3        |
| 29       | 63-7628  | Hose - Fuel                                 | 1        |
| 30       | 353-781  | Fitting - 90°                               | 2        |
| 31       | 321-6    | Screw - Cap Hex. Hd.                        | 2        |
| 32       | 63-7650  | Filter - Fuel                               | 1        |
| 33       | 70-8530  | Wire - Fuel Pump                            | 1        |
| 34       | 218-579  | Wire - Fuel Pump                            | 1        |
| 35       | 67-1690  | Fitting - Fuel Elbow 90°                    | 2        |
| 36       | 32128-33 | Nut - Lock Flange                           | 2        |

\*Not Illustrated

†Not Serviced Separately



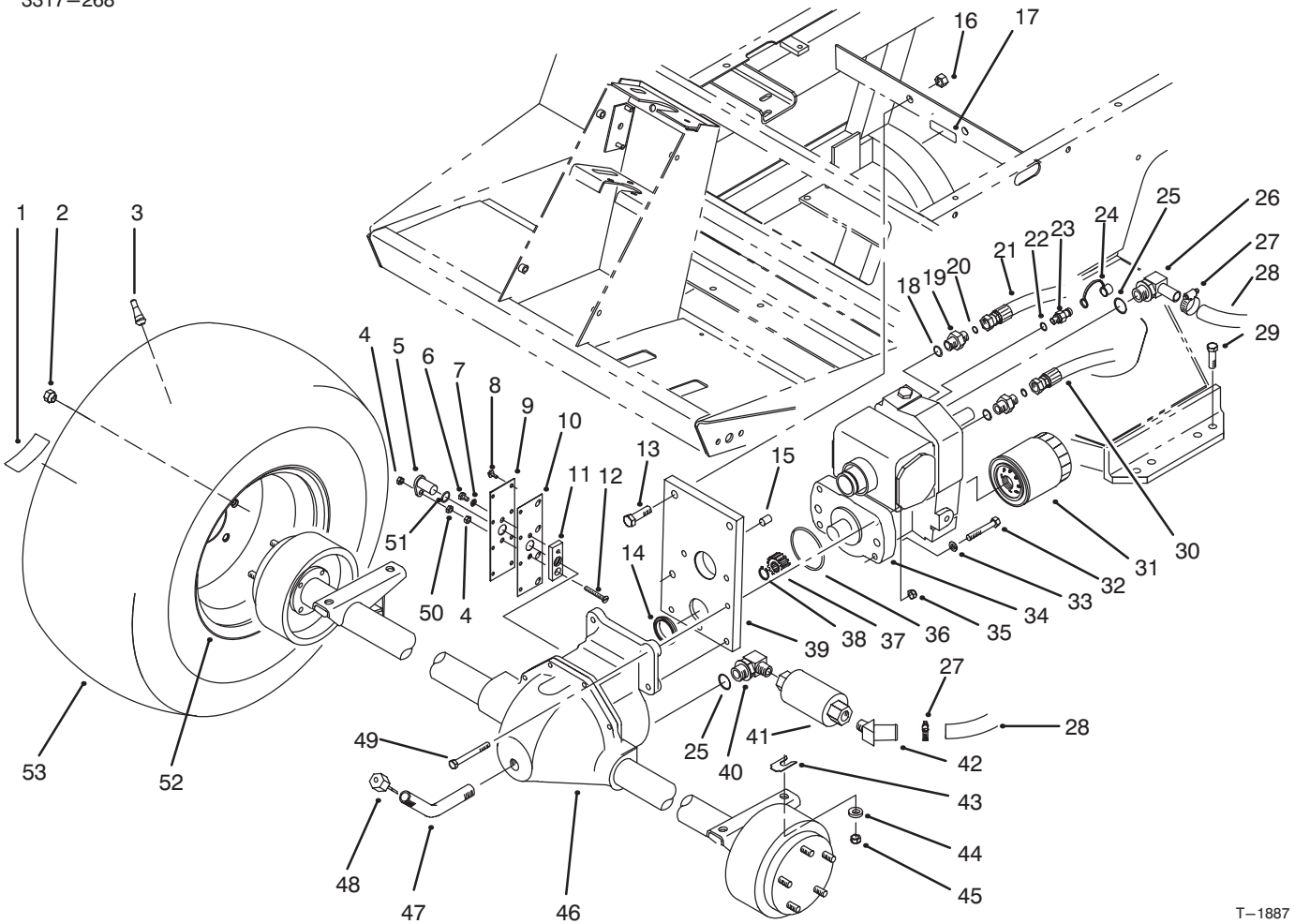
T-1887

## FRONT AXLE & TRANSMISSION ASSEMBLY

| Ref. No. | Part No.  | Description  | No. Used |
|----------|-----------|--|----------|
| 1        | 76-8730   | Decal – Bolt Torque                                    | 2        |
| 2        | 23-7270   | Nut – Lug  | 10       |
| 3        | 232-27    | Stem – Valve   | 2        |
| 4        | 3296-56   | Nut – Lock   | 2        |
| 5        | 85-4350   | Sensor – Gear Tooth                                    | 1        |
| 6        | 321-2     | Screw – Cap Hex. Hd.                                   | 1        |
| 7        | 3253-3    | Washer – Lock  | 1        |
| 8        | 32144-112 | Screw – Cap Hex. Hd.                                   | 8        |
| 9        | 85-4330   | Cover – Gear   | 1        |
| 10       | 92-5797   | Gasket – Axle  | 1        |
| 11       | 85-4340   | Plate – Sensor Mounting                                | 1        |
| 12       | 32108-9   | Screw – Machine  | 1        |
| 13       | 325-7     | Screw – Cap Hex. Hd.                                   | 2        |
| 14       | 75-3110   | Collar – Transmission                                  | 1        |
| 15       | 92-4808   | Sleeve – Trans. Pilot                                  | 1        |
| 16       | 3296-23   | Nut – Lock   | 2        |
| †17      | 77-0490   | Decal – Bolt (English)                                 | 1        |
| 18       | 237-79    | O-Ring   | 2        |
| 19       | 340-3     | Fitting – Hydraulic, Straight<br>(Incl. Ref. #18 & 20) | 2        |
| 20       | 237-22    | O-Ring   | 2        |
| 21       | 93-0076   | Hose – Hydraulic                                       | 1        |
| 22       | 237-78    | O-Ring   | 1        |
| 23       | 354-77    | Fitting – Hydraulic Test Port<br>(Incl. Ref. #22)      | 1        |

| Ref. No. | Part No. | Description                                    | No. Used |
|----------|----------|--|----------|
| 24       | 354-79   | Cap – Test Port                                | 1        |
| 25       | 237-81   | O-Ring   | 2        |
| 26       | 75-4720  | Fitting – Hydraulic 90°<br>(Incl. Ref. #25)    | 1        |
| 27       | 2412-129 | Clamp – Hose                                   | 2        |
| 28       | 75-6350  | Hose   | 1        |
| 29       | 324-7    | Screw – Cap Hex. Hd.                           | 4        |
| 30       | 93-0075  | Hose – Hydraulic                               | 1        |
| 31       | 75-1330  | Filter – Oil                                   | 1        |
| 32       | 323-12   | Screw – Cap Hex. Hd.                           | 2        |
| 33       | 3253-21  | Washer – Lock                                  | 2        |
| 34       | 75-0012  | Assembly – Transmission                        | 1        |
| 35       | 3296-39  | Nut – Lock                                     | 2        |
| 36       | 237-161  | O-Ring   | 1        |
| 37       | 86-7220  | Gear – Pinion                                  | 1        |
| 38       | 32151-62 | Ring – Retaining                               | 1        |
| 39       | 92-4846  | Asm. – Trans. Support<br>(Incl. Ref. #14 & 15) | 1        |
| 40       | 354-75   | Fitting – Hydraulic 90°<br>(Incl. Ref. #25)    | 1        |
| 41       | 75-6340  | Strainer – In-Line                             | 1        |
| 42       | 354-72   | Fitting – Hydraulic 45°                        | 1        |
| 43       | 42-6080  | Shim – Axle                                    | A/R      |
| 44       | 66-6480  | Washer – Flat                                  | 4        |
| 45       | 3296-48  | Nut – Lock                                     | 4        |

†For different language versions of this part, see International Parts Reference.

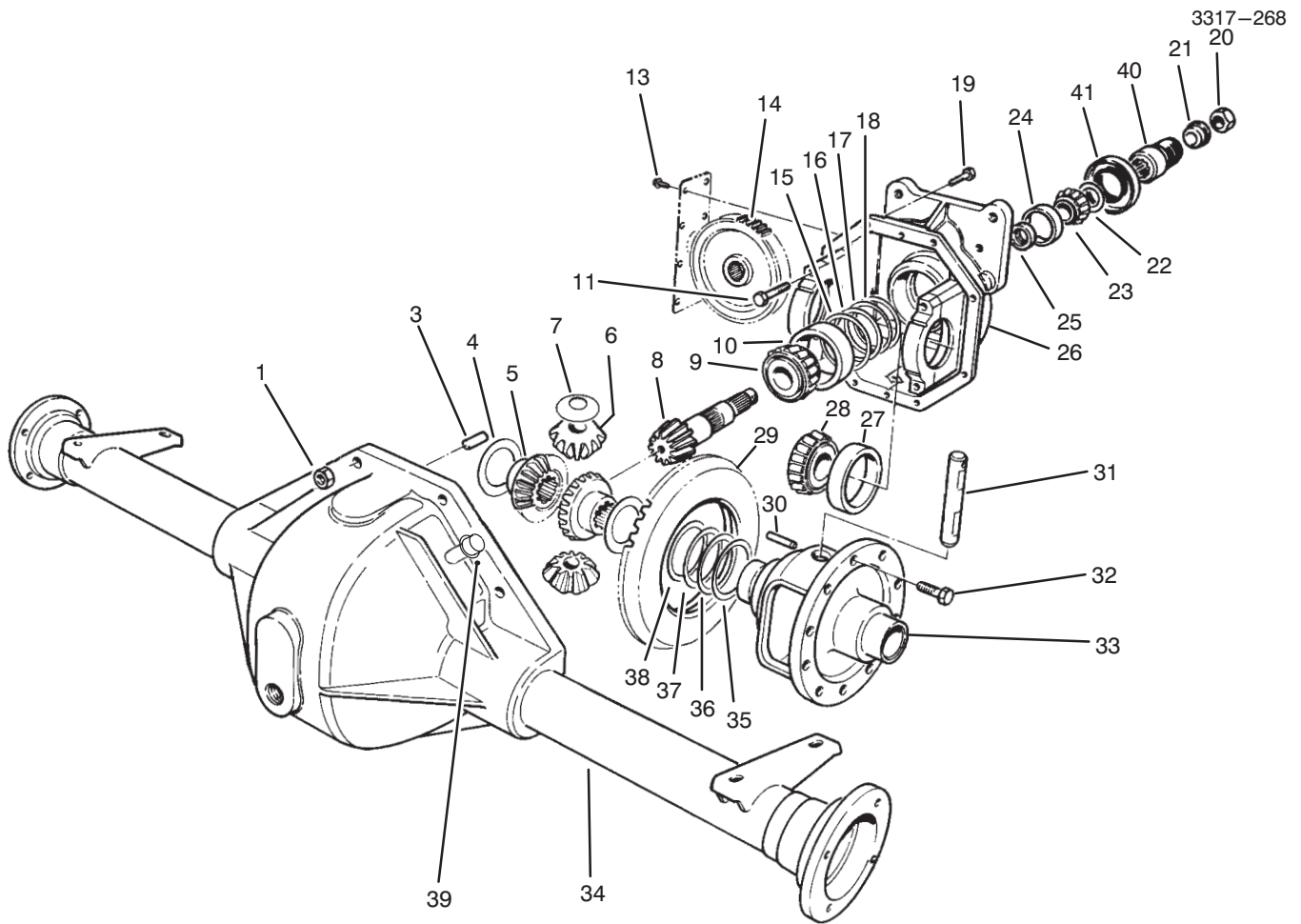


T-1887

## FRONT AXLE & TRANSMISSION ASSEMBLY (Continued)

| Ref. No. | Part No. | Description           | No. Used |
|----------|----------|-----------------------|----------|
| 46       | 93-0084  | Assembly - Front Axle | 1        |
| 47       | 75-6850  | Tube - Oil Fill       | 1        |
| 48       | 27-3710  | Dipstick - Axle       | 1        |
| 49       | 323-20   | Screw - Cap Hex. Hd.  | 2        |

| Ref. No. | Part No. | Description | No. Used |
|----------|----------|-------------|----------|
| 50       | 3218-1   | Nut - Jam   | 1        |
| 51       | 237-181  | O-Ring      | 1        |
| 52       | 217-120  | Rim         | 2        |
| 53       | 231-134  | Tire        | 2        |



T-1315A

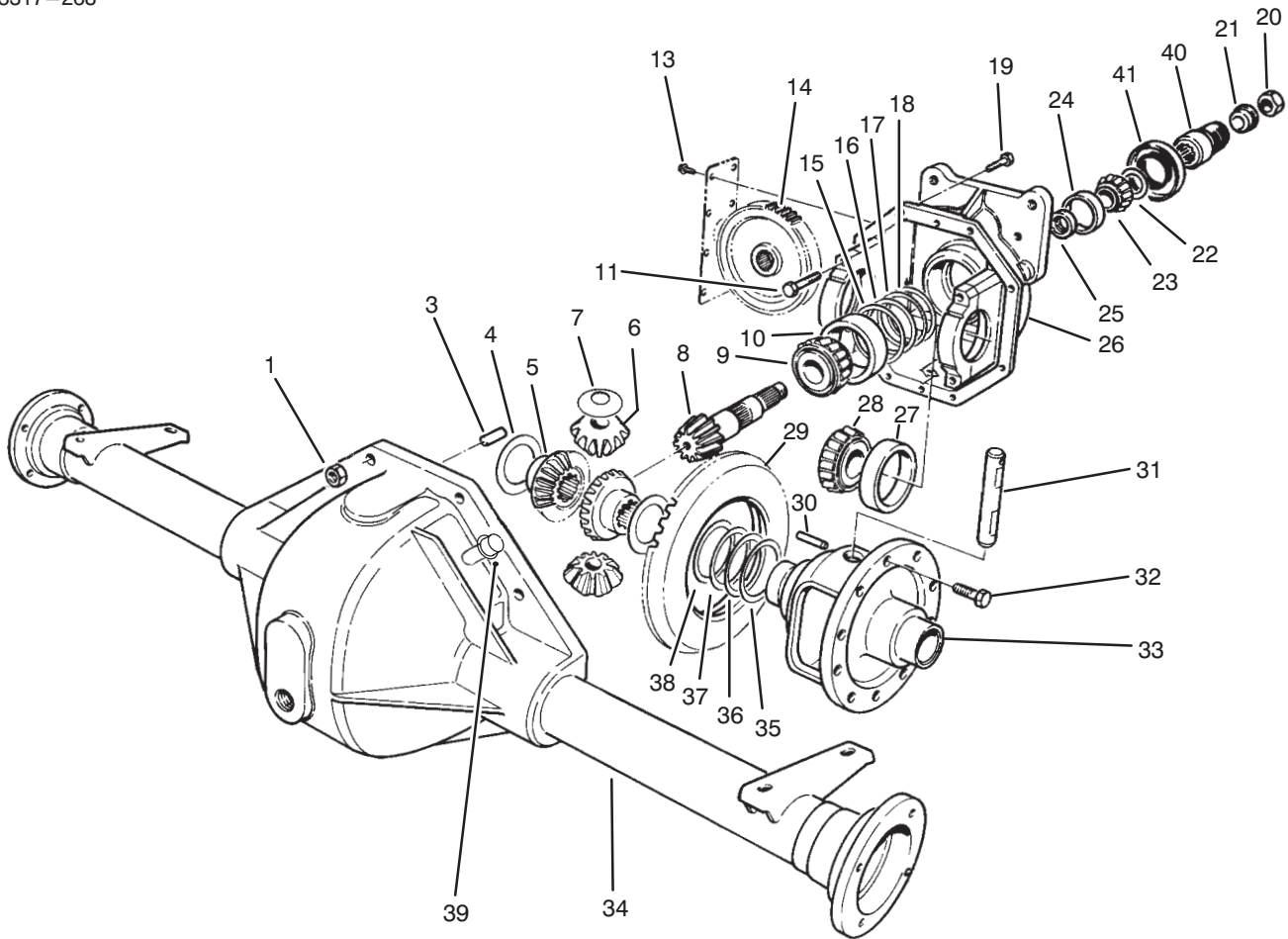
## FRONT AXLE ASSEMBLY NO. 93-0084

| Ref. No. | Part No.  | Description               | No. Used |
|----------|-----------|---------------------------|----------|
| 1        | 32144-5   | Nut                       | 8        |
| 3        | 21-8270   | Pin-Dowel                 | 2        |
| 4        | 21-7720   | Washer-Thrust             | 2        |
| 5        | 24-8790   | Gear-Bevel, Differential  | 2        |
| 6        | 21-7690   | Gear-Pinion               | 2        |
| 7        | 21-7730   | Washer-Thrust             | 2        |
| †8       |           | Pinion-Drive              | 1        |
| 9        | 43-6760   | Cone-Bearing, tapered     | 1        |
| 10       | 43-6750   | Cup-Bearing, Tapered      | 1        |
| 11       | 92-1773   | Screw-Cap, Hex Hd.        | 4        |
| 13       | 32144-112 | Screw-Thread Forming      | 8        |
| 14       | 86-7230   | Gear-Spur                 | 1        |
| 15       | 43-6710   | Diff. Adjust. Shim .003   | A/R      |
| 16       | 43-6711   | Diff. Adjust. Shim .005   | A/R      |
| 17       | 43-6712   | Diff. Adjust. Shim .010   | A/R      |
| 18       | 43-6713   | Diff. Adjust. Shim .030   | A/R      |
| 19       | 3210-8    | Screw - Cap, Hex Hd.      | 8        |
| 20       | 71-4350   | Nut                       | 1        |
| 21       | 83-5130   | Spacer - Pinion           | 1        |
| 22       | 72-3570   | Shim .094 - Diff. Adjust. | A/R      |
| *        | 72-3571   | Shim .096 - Diff. Adjust. | A/R      |
| *        | 72-3572   | Shim .098 - Diff. Adjust. | A/R      |
| 22       | 72-3573   | Shim .100 - Diff. Adjust. | A/R      |

| Ref. No. | Part No. | Description               | No. Used |
|----------|----------|---------------------------|----------|
| *        | 72-3574  | Shim .102 - Diff. Adjust. | A/R      |
| *        | 72-3575  | Shim .104 - Diff. Adjust. | A/R      |
| *        | 72-3576  | Shim .106 - Diff. Adjust. | A/R      |
| *        | 72-3577  | Shim .108 - Diff. Adjust. | A/R      |
| *        | 72-3578  | Shim .110 - Diff. Adjust. | A/R      |
| *        | 72-3580  | Shim .112 - Diff. Adjust. | A/R      |
| *        | 72-3581  | Shim .114 - Diff. Adjust. | A/R      |
| *        | 72-3582  | Shim .116 - Diff. Adjust. | A/R      |
| *        | 72-3583  | Shim .118 - Diff. Adjust. | A/R      |
| *        | 72-3584  | Shim .120 - Diff. Adjust. | A/R      |
| *        | 72-3585  | Shim .125 - Diff. Adjust. | A/R      |
| *        | 72-3586  | Shim .127 - Diff. Adjust. | A/R      |
| *        | 72-3587  | Shim .129 - Diff. Adjust. | A/R      |
| *        | 72-3588  | Shim .131 - Diff. Adjust. | A/R      |
| *        | 72-3590  | Shim .133 - Diff. Adjust. | A/R      |
| *        | 72-3591  | Shim .135 - Diff. Adjust. | A/R      |
| *        | 72-3592  | Shim .137 - Diff. Adjust. | A/R      |
| *        | 72-3593  | Shim .139 - Diff. Adjust. | A/R      |
| *        | 72-3594  | Shim .141 - Diff. Adjust. | A/R      |
| *        | 72-3595  | Shim .143 - Diff. Adjust. | A/R      |
| *        | 72-3596  | Shim .145 - Diff. Adjust. | A/R      |
| *        | 72-3597  | Shim .147 - Diff. Adjust. | A/R      |
| *        | 72-3598  | Shim .149 - Diff. Adjust. | A/R      |

\*Not Illustrated

†Not Serviced Separately



T-1315A

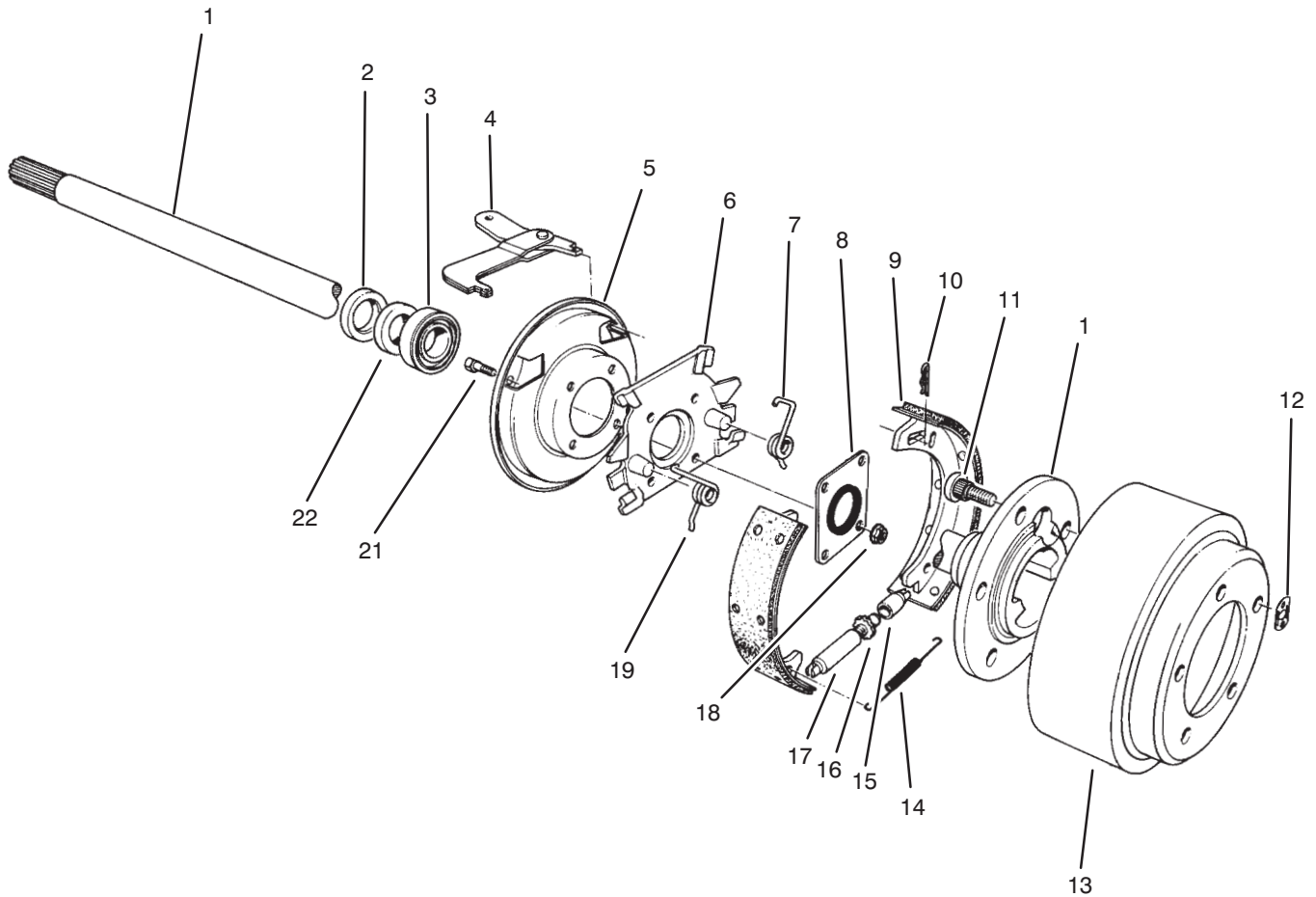
## FRONT AXLE ASSEMBLY NO. 93-0084 (Continued)

| Ref. No. | Part No. | Description                       | No. Used |
|----------|----------|-----------------------------------|----------|
| 22       | 72-3600  | Shim .151 - Diff. Adjust.         | A/R      |
| 23       | 254-91   | Cone-Bearing                      | 1        |
| 24       | 21-8390  | Cup-Bearing                       | 1        |
| 25       | 21-8020  | Spacer-Front Pinion               | 1        |
| 26       | 93-3619  | Upper Housing<br>(Incl. Ref. #11) | 1        |
| 27       | 254-66   | Cup-Tapered Bearing               | 2        |
| 28       | 254-65   | Cone-Tapered Bearing              | 2        |
| †29      |          | Gear-Ring                         | 1        |
| 30       | 21-7710  | Pin-Roll                          | 1        |
| 31       | 21-7700  | Shaft-Pinion Mate                 | 1        |
| 32       | 21-7770  | Screw-Drive Gear                  | 5        |
| 33       | 21-7670  | Case-Differential                 | 1        |

| Ref. No. | Part No. | Description   | No. Used |
|----------|----------|---|----------|
| 34       | 75-0721  | Housing-Lower   | 1        |
| 35       | 21-8120  | Diff. Adjust. Shim .030   | A/R      |
| 36       | 21-8110  | Diff. Adjust. Shim .010   | A/R      |
| 37       | 21-8100  | Diff. Adjust. Shim .005   | A/R      |
| 38       | 21-8090  | Diff. Adjust. Shim .003   | A/R      |
| 39       | 72-9420  | Vent Tube Assembly  | 1        |
| 40       | 83-4910  | Coupler - Pinion  | 1        |
| 41       | 71-4330  | Seal  | 1        |
| *        | 93-3618  | Gear & Pinion Assembly<br>(Incl. Ref. #8 & 29)                          | 1        |
| *        | 93-3617  | Assembly - Differential<br>(Incl. Ref. #4-10, 14-33,<br>35-38, 40 & 41) | 1        |

\*Not Illustrated

†Not Serviced Separately



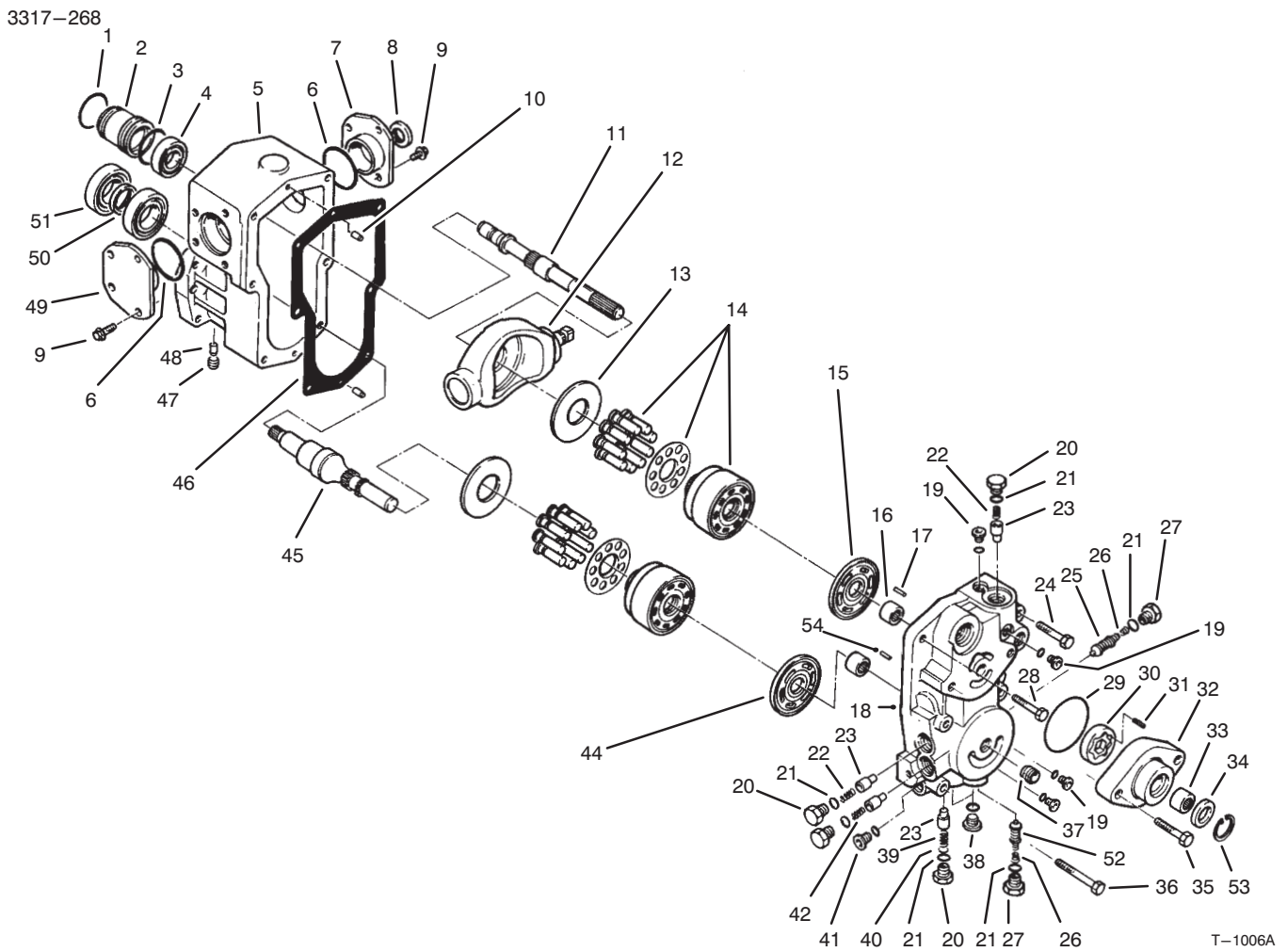
T-0421A

## BRAKE ASSEMBLY

| Ref. No. | Part No. | Description              | No. Used |
|----------|----------|--------------------------|----------|
| 1        | 27-6862  | Shaft-Axle, Flanged L.H. | 1        |
| *        | 27-6852  | Shaft-Axle, Flanged R.H. | 1        |
| 2        | 92-1774  | Seal-Oil                 | 2        |
| 3        | 21-8180  | Bearing                  | 2        |
| 4        | 24-9180  | Lever, Brake, Parking    | 2        |
| 5        | 21-9450  | Shield-Dust              | 2        |
| 6        | 43-6810  | Spider-Torque            | 2        |
| 7        | 21-9430  | Spring-Shoe Return, R.H. | 2        |
| 8        | 28-0670  | Seal-Oil                 | 2        |
| 9        | 84-8590  | Assembly - Shoe & Lining | 4        |
| 10       | 21-9460  | Retainer-Brake, Parking  | 4        |
| 11       | 242-34   | Stud-Flange, Axle        | 10       |

| Ref. No. | Part No. | Description              | No. Used |
|----------|----------|--------------------------|----------|
| 12       | 21-8360  | Clip-Retaining           | 2        |
| 13       | 28-0680  | Drum-Brake               | 2        |
| 14       | 21-9440  | Spring-Adjusting Screw   | 2        |
| 15       | 21-9390  | Socket-Adjusting Screw   | 2        |
| 16       | 21-9370  | Screw-Adjusting          | 2        |
| 17       | 21-9380  | Nut-Pivot                | 2        |
| 18       | 43-6800  | Nut-Lock                 | 8        |
| 19       | 21-9420  | Spring-Shoe Return, L.H. | 2        |
| 21       | 28-0660  | Screw-Cap, Hex Hd.       | 8        |
| 22       | 24-8840  | Ring-Bearing, Wheel      | 2        |
| *        | 84-8600  | Set of Lined Brake Shoes | 1        |
| *        | 92-8775  | Gasket - Kit, Liquid     | 1        |

\*Not Illustrated

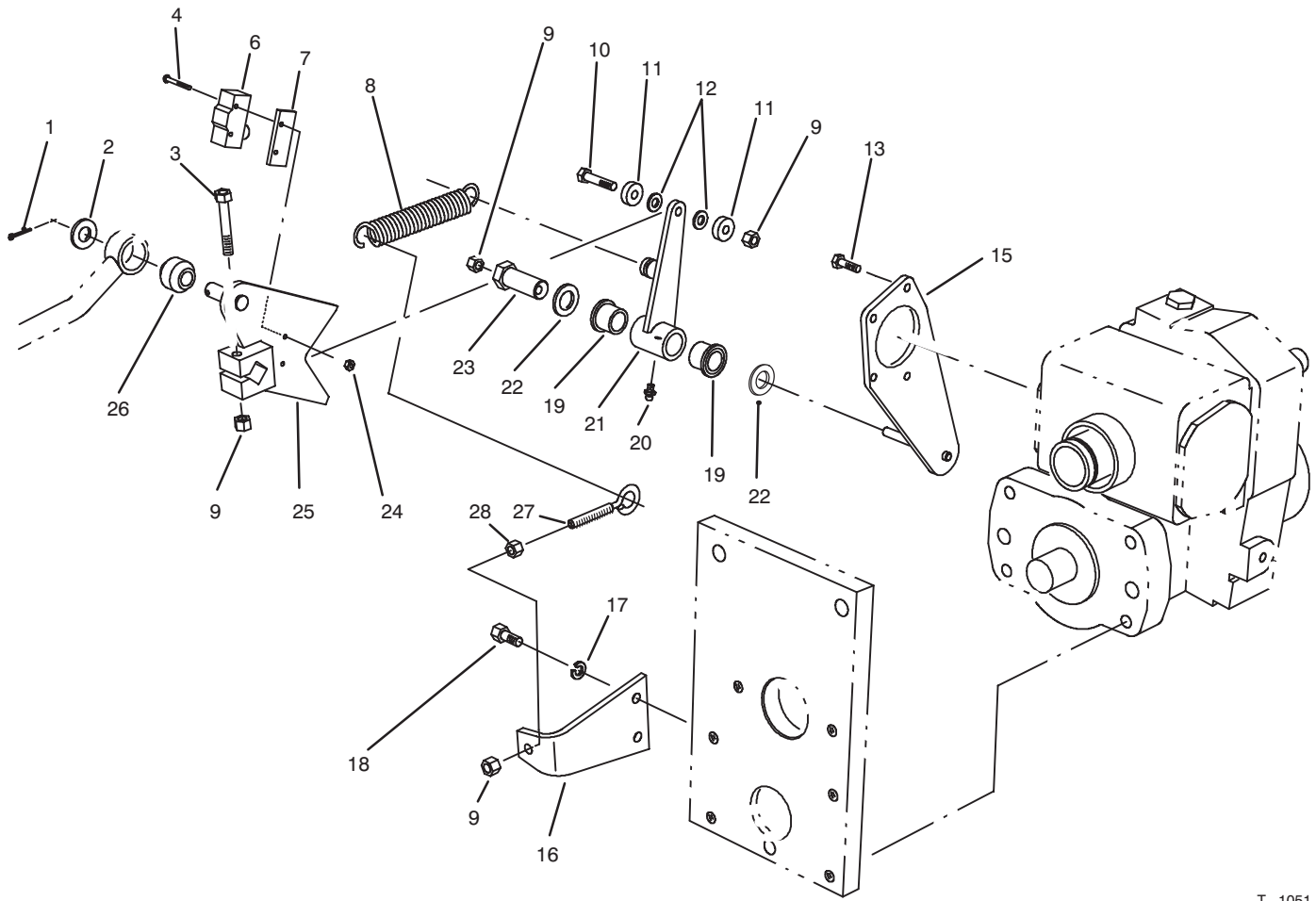


## TRANSMISSION ASSEMBLY NO. 75-0012

| Ref. No. | Part No. | Description                | No. Used |
|----------|----------|----------------------------|----------|
| 1        | 75-0430  | Ring - Retaining           | 1        |
| 2        | 75-0150  | Guide - Seal               | 1        |
| 3        | 75-0410  | O-Ring                     | 1        |
| 4        | 75-0520  | Bearing - Ball             | 1        |
| 5        | 75-0020  | Housing                    | 1        |
| 6        | 75-0210  | O-Ring                     | 2        |
| 7        | 86-7520  | Asm. - Trunnion Cover R.H. | 1        |
| 8        | 75-0230  | Seal - Lip                 | 1        |
| 9        | 75-0090  | Screw - Cap Hex Hd.        | 8        |
| 10       | 75-0480  | Pin                        | 2        |
| 11       | 86-7540  | Shaft - Pump               | 1        |
| 12       | 75-0390  | Plate - Swash              | 1        |
| 13       | 75-0400  | Plate - Thrust             | 2        |
| 14       | 75-0470  | Cylinder Block Kit         | 2        |
| 15       | 75-0380  | Plate - Valve              | 1        |
| 16       | 75-0500  | Bearing - Needle           | 2        |
| 17       | 75-0510  | Pin                        | 1        |
| 18       | 75-0040  | Center Section             | 1        |
| 19       | 75-0170  | Plug - Straight Thread     | 4        |
| 20       | 75-0060  | Plug                       | 4        |
| 21       | 75-0240  | O-Ring                     | 6        |
| 22       | 75-0290  | Spring                     | 2        |
| 23       | 75-0260  | Valve - Relief             | 4        |
| 24       | 75-0130  | Screw - Cap Hex Head       | 3        |
| 25       | 93-0097  | Valve - SCR                | 1        |
| 26       | 75-0140  | Spring - Conical           | 1        |
| 27       | 75-0190  | Plug - Special             | 2        |

| Ref. No. | Part No. | Description                | No. Used |
|----------|----------|----------------------------|----------|
| 28       | 75-0120  | Screw - Cap Hex Hd.        | 1        |
| 29       | 75-0370  | O-Ring                     | 1        |
| 30       | 75-0360  | Gerotor                    | 1        |
| 31       | 75-0350  | Pin                        | 1        |
| 32       | 83-4780  | Housing - Charge Pump      | 1        |
| 33       | 75-0340  | Bearing - Needle           | 1        |
| 34       | 75-0330  | Seal - Lip                 | 1        |
| 35       | 75-0110  | Screw - Cap Hex Hd.        | 2        |
| 36       | 75-0180  | Screw - Cap Hex Hd.        | 2        |
| 37       | 75-0320  | Nipple                     | 1        |
| 38       | 75-0200  | Plug - Straight Thread     | 2        |
| 39       | 75-0270  | Spring                     | 1        |
| 40       | 75-0310  | Shim                       | 1        |
| 41       | 75-0070  | Plug                       | 1        |
| 42       | 75-0280  | Spring                     | 1        |
| 44       | 93-0083  | Plate - Valve              | 1        |
| 45       | 75-0440  | Shaft - Motor              | 1        |
| 46       | 75-0030  | Gasket - Housing           | 1        |
| 47       | 75-0160  | Plug - Pipe                | 1        |
| 48       | 75-0220  | Pin                        | 2        |
| 49       | 86-7530  | Asm. - Trunnion Cover L.H. | 1        |
| 50       | 75-0450  | Collar                     | 1        |
| 51       | 75-0460  | Bearing - Ball             | 2        |
| 52       | 75-6930  | Valve - SCR                | 1        |
| 53       | 32120-74 | Ring - Retaining           | 1        |
| 54       | 75-0250  | Pin - Slotted              | 1        |

\*Not Illustrated

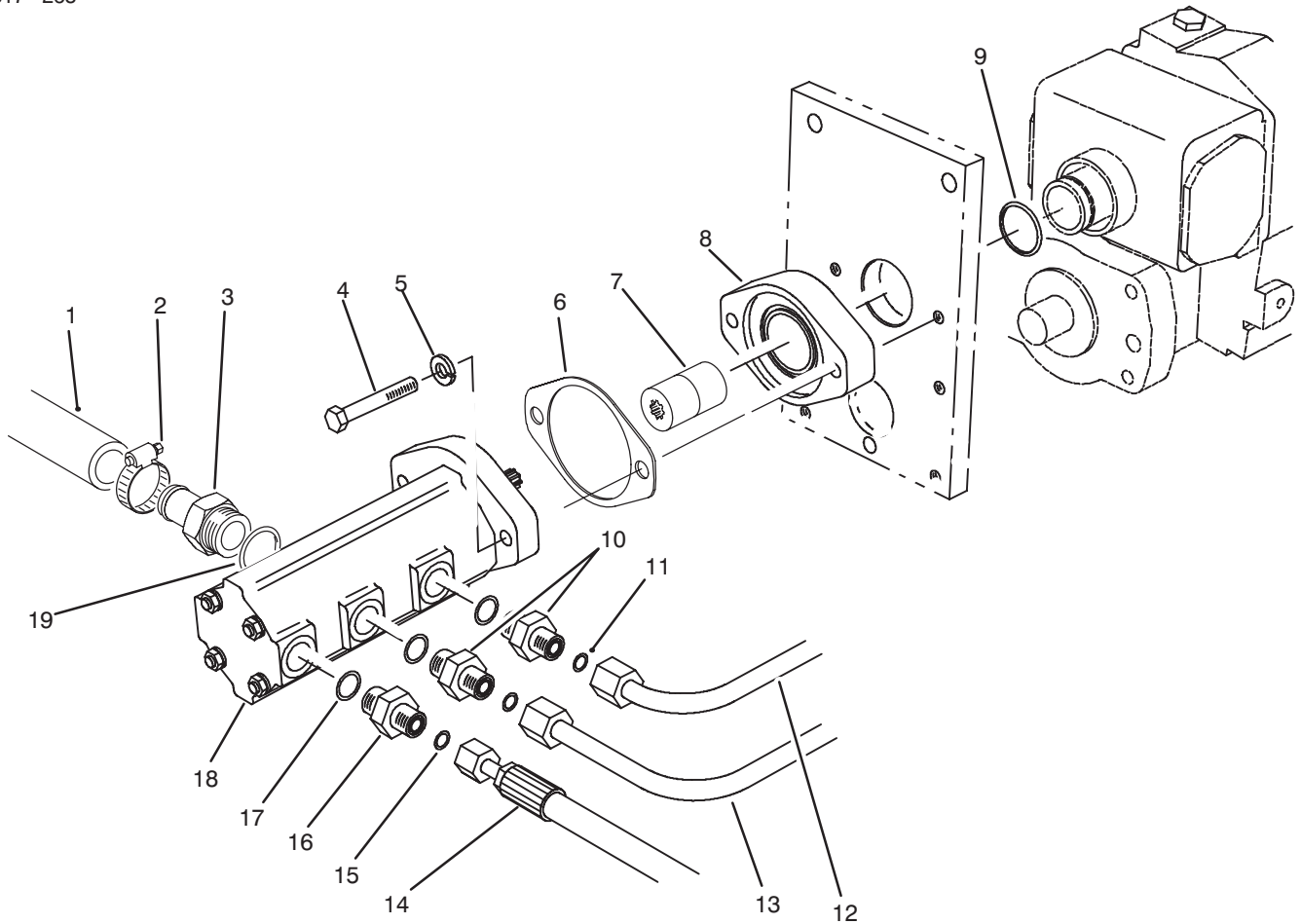


T-1051

## TRACTION CONTROL ASSEMBLY

| Ref. No. | Part No. | Description           | No. Used |
|----------|----------|-----------------------|----------|
| 1        | 3272-10  | Pin - Cotter          | 1        |
| 2        | 3256-26  | Washer - Flat         | 1        |
| 3        | 322-10   | Screw - Cap Hex. Hd.  | 1        |
| 4        | 32105-21 | Screw                 | 2        |
| 6        | 29-6162  | Switch - Neutral      | 1        |
| 7        | 75-4130  | Plate - Switch        | 1        |
| 8        | 76-9430  | Spring - Extension    | 1        |
| 9        | 3296-29  | Nut - Lock            | 4        |
| 10       | 322-7    | Screw - Cap Hex. Hd.  | 1        |
| 11       | 251-259  | Bearing - Ball        | 2        |
| 12       | 75-5470  | Spacer                | 2        |
| 13       | 32144-22 | Screw - Cap Hex. Hd.  | 4        |
| 15       | 75-4080  | Plate - Traction      | 1        |
| 16       | 85-9900  | Plate - Spring Anchor | 1        |

| Ref. No. | Part No. | Description                                    | No. Used |
|----------|----------|--|----------|
| 17       | 3253-4   | Washer - Lock                                  | 2        |
| 18       | 322-3    | Screw - Cap Hex. Hd.                           | 2        |
| 19       | 256-113  | Bushing - Flange                               | 2        |
| 20       | 302-5    | Fitting - Grease                               | 1        |
| 21       | 92-2581  | Assembly - Switch Arm<br>(Incl. Ref. #19 & 20) | 1        |
| 22       | 3-6498   | Washer - Thrust                                | 2        |
| 23       | 76-8640  | Stud - Traction                                | 1        |
| 24       | 3296-9   | Nut - Hex.                                     | 2        |
| 25       | 75-4100  | Control - Pump                                 | 1        |
| 26       | 23-2270  | Bushing - Rubber                               | 1        |
| 27       | 85-9910  | Eyebolt  | 1        |
| 28       | 3217-6   | Nut - Hex.                                     | 1        |

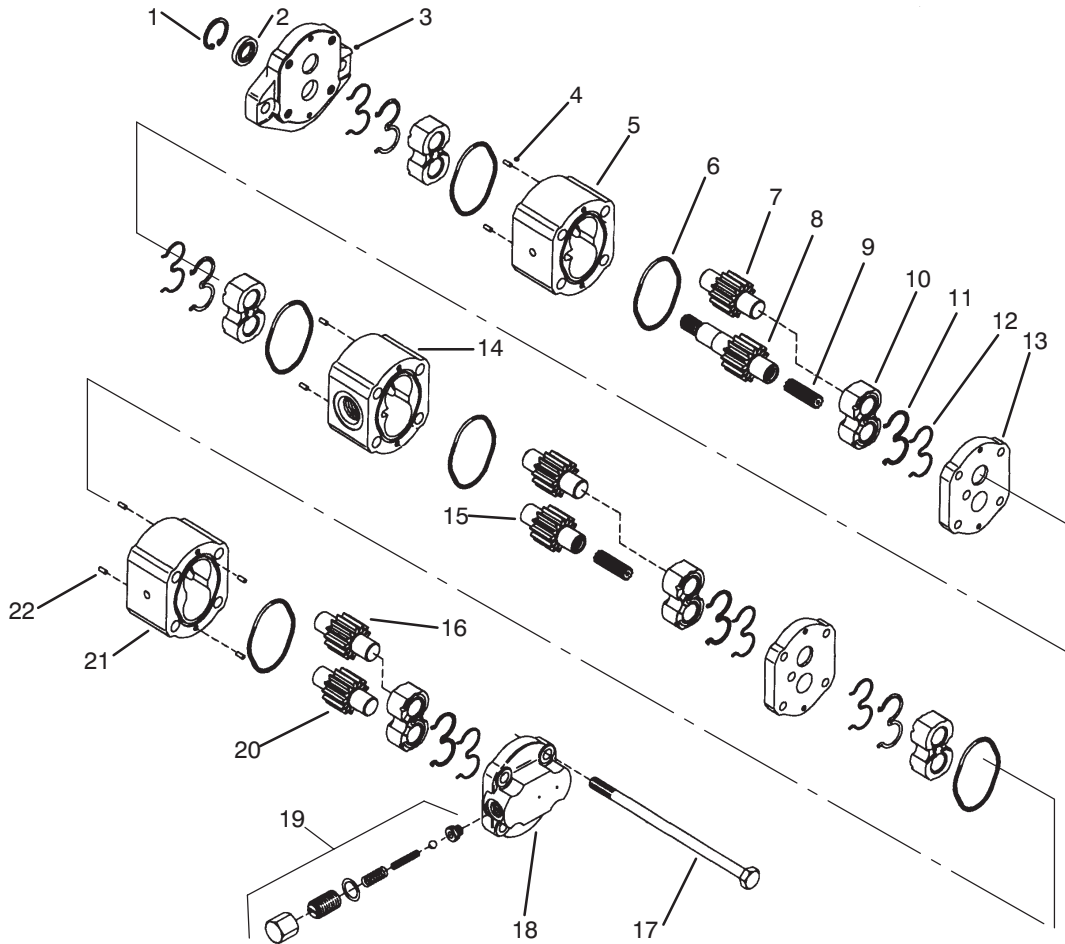


T-1928

## GEAR PUMP INSTALLATION ASSEMBLY

| Ref. No. | Part No. | Description   | No. Used |
|----------|----------|---|----------|
| 1        | 75-6870  | Hose - Suction  | 1        |
| 2        | 2412-34  | Clamp - Hose  | 1        |
| 3        | 354-78   | Fitting - Hydraulic                                   | 1        |
| 4        | 323-12   | Screw - Cap Hex. Hd.                                  | 2        |
| 5        | 3253-5   | Washer - Lock   | 2        |
| 6        | 93-3604  | Gasket  | 1        |
| 7        | 93-1396  | Coupler W.A. - Trans.                                 | 1        |
| 8        | 75-4400  | Adaptor - Transmission                                | 1        |
| 9        | 237-163  | O-Ring  | 1        |
| 10       | 340-4    | Fitting - Hydraulic Straight<br>(Incl. Ref. #11 & 17) | 2        |

| Ref. No. | Part No. | Description   | No. Used |
|----------|----------|---|----------|
| 11       | 237-30   | O-Ring  | 2        |
| 12       | 93-3643  | Tube - Hydraulic                                      | 1        |
| 13       | 93-3642  | Tube - Hydraulic                                      | 1        |
| 14       | 75-6240  | Hose - Hydraulic                                      | 1        |
| 15       | 237-22   | O-Ring  | 1        |
| 16       | 340-3    | Fitting - Hydraulic Straight<br>(Incl. Ref. #15 & 17) | 1        |
| 17       | 237-79   | O-Ring  | 3        |
| 18       | 93-1376  | Assembly - Pump, Gear                                 | 1        |
| 19       | 237-146  | O-Ring  | 1        |



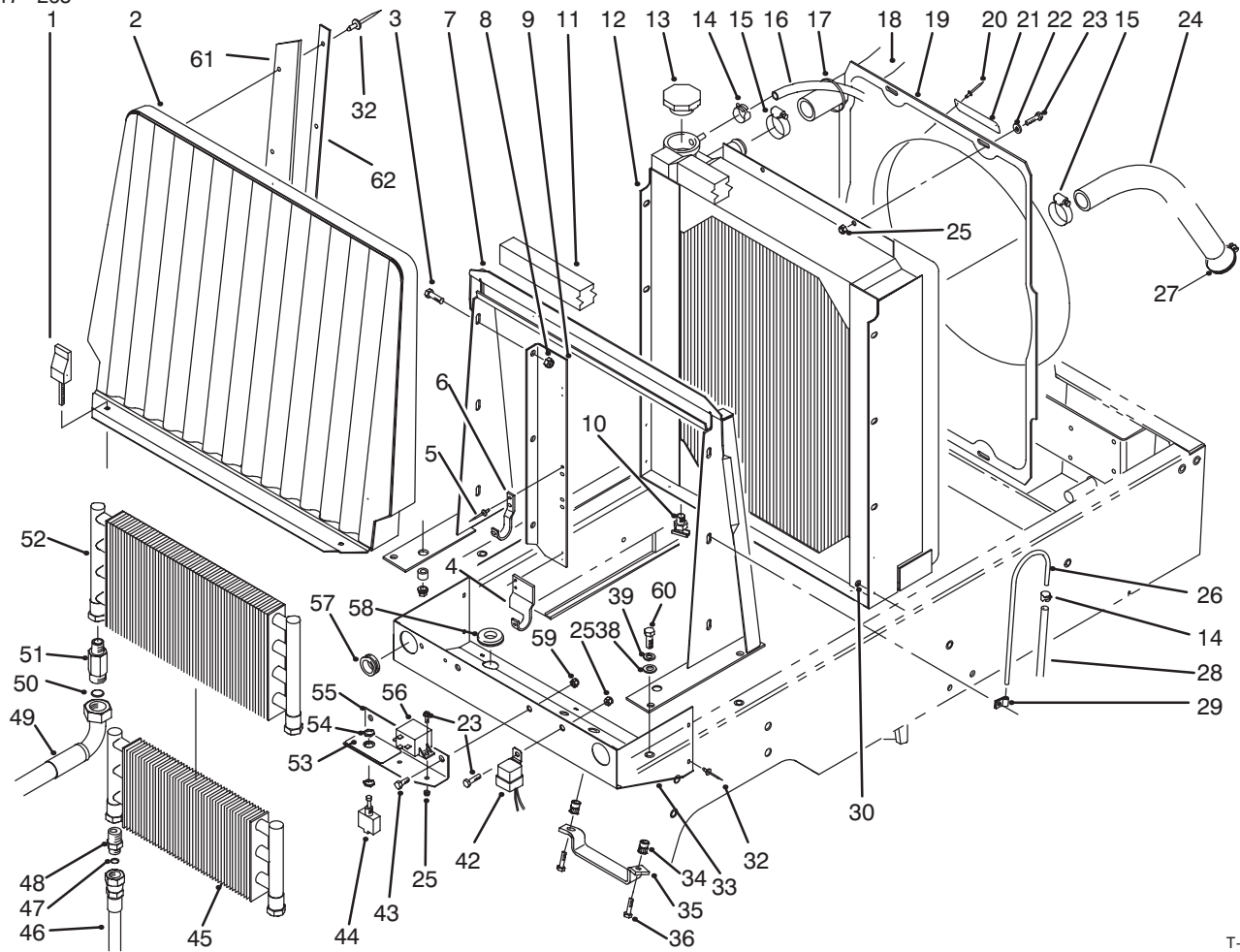
T-1935

### HYDRAULIC PUMP No. 93-1376

| Ref. No. | Part No. | Description      | No. Used |
|----------|----------|------------------|----------|
| 1        |          | Ring - Retaining | 1        |
| 2        |          | Seal - Shaft     | 1        |
| 3        |          | Flange           | 1        |
| 4        | 93-4278  | Pin - Dowel      | 4        |
| 5        |          | Housing          | 1        |
| 6        |          | O-Ring           | 2        |
| 7        |          | Gear - Idler     | 1        |
| 8        |          | Gear - Drive     | 1        |
| 9        | 93-4280  | Coupling         | 2        |
| 10       |          | Bearing          | 2        |
| 11       |          | E-Seal           | 2        |
| 12       |          | Ring - Backup    | 2        |
| 13       | 93-4279  | Plate - Distance | 2        |
| 14       |          | Housing          | 1        |
| 15       |          | Gear - Idler     | 1        |
| 16       |          | Gear - Idler     | 1        |
| 17       | 93-4283  | Bolt             | 4        |

| Ref. No. | Part No. | Description   | No. Used |
|----------|----------|---|----------|
| 18       | 93-4282  | Block - Valve   | 1        |
| 19       | 93-4277  | Kit - Valve   | 1        |
| 20       |          | Gear - Idler  | 1        |
| 21       |          | Housing   | 1        |
| 22       | 93-4281  | Pin - Dowel   | 4        |
| *        | 93-4268  | Kit - Flange<br>(Incl. Ref. #1-3)                               | 1        |
| *        | 93-4269  | Kit - Housing, Section 1<br>(Incl. Ref. #6, 7, 10-12, 14 & 15)  | 1        |
| *        | 93-4270  | Kit - Housing, Section 2<br>(Incl. Ref. #5-8, & 10-12)          | 1        |
| *        | 93-4271  | Kit - Housing, Section 3<br>(Incl. Ref. #6, 10-12, 16, & 20-21) | 1        |
| *        | 93-4272  | Kit - Individual Pieces<br>(Incl. Ref. #2, 6, 11, & 12)         | 1        |

\*Not Illustrated



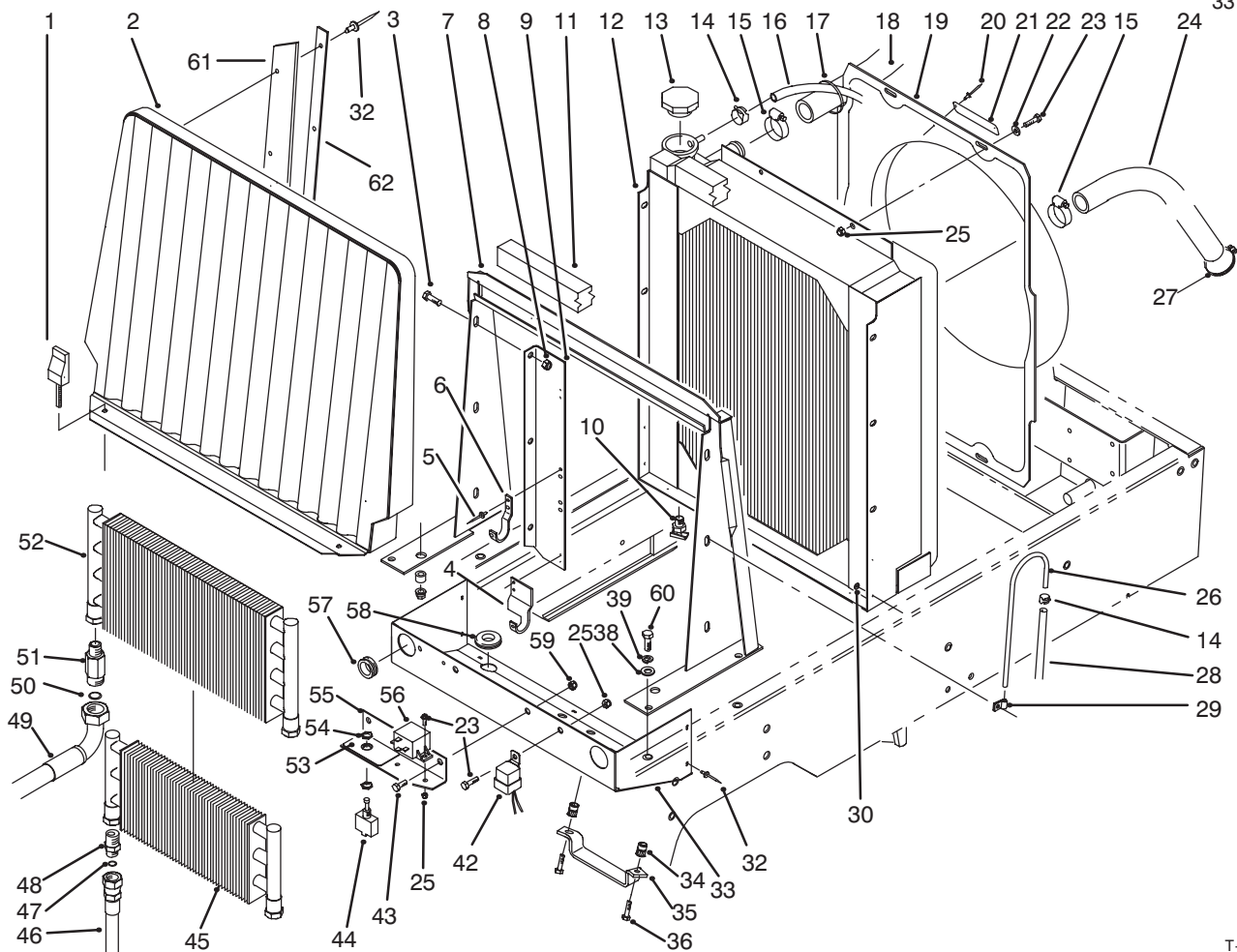
## RADIATOR ASSEMBLY

| Ref. No. | Part No. | Description                                    | No. Used |
|----------|----------|--|----------|
| 1        | 93-1374  | Latch - Swell                                  | 2        |
| 2        | 93-0032  | Hsg. W.A. - Front Screen                       | 1        |
| 3        | 3234-5   | Screw - Whiz Lock                              | 6        |
| 4        | 93-0090  | Bracket - Mount RH, Cooler                     | 1        |
| *4       | 93-0089  | Bracket - Mount LH, Cooler                     | 1        |
| 5        | 3269-15  | Rivet - Pop                                    | 8        |
| 6        | 75-0930  | Hook - Oil Cooler                              | 4        |
| 7        | 93-0038  | Support W.A. - Radiator                        | 1        |
| 8        | 32128-20 | Nut - Whiz                                     | 6        |
| 9        | 93-0030  | Asm. - Cooler Mount R.H.<br>(Incl. Ref. #4-6)  | 1        |
| *        | 93-0071  | Asm. - Cooler Mount L.H.<br>(Incl. Ref. #*4-6) | 1        |
| 10       | 304-46   | Drain - Radiator                               | 1        |
| 11       | 93-0005  | Strip - Foam, Top                              | 1        |
| 12       | 93-0020  | Radiator                                       | 1        |
| 13       | 66-3240  | Cap - Radiator                                 | 1        |
| 14       | 92-2379  | Clamp - Hose                                   | 2        |
| 15       | 2412-34  | Clamp - Hose                                   | 2        |
| 16       | 75-2851  | Hose - Expansion Tank                          | 1        |
| 17       | 3290-378 | Tie - Cable                                    | 1        |
| 18       | 93-0023  | Hose - Radiator Upper                          | 1        |
| 19       | 93-0022  | Shroud - Fan                                   | 1        |

| Ref. No. | Part No. | Description                          | No. Used |
|----------|----------|--------------------------------------|----------|
| 20       | 3290-271 | Rivet - Pop                          | 2        |
| ‡21      | 76-8750  | Plate - Caution                      | 1        |
| 22       | 3256-22  | Washer - Flat                        | 4        |
| 23       | 321-4    | Screw - Cap Hex. Hd.                 | 7        |
| 24       | 93-0024  | Hose - Radiator Lower                | 1        |
| 25       | 3296-42  | Nut - Lock                           | 7        |
| 26       | 66-3180  | Tube - Vent                          | 1        |
| 27       | 2412-3   | Clamp - Hose                         | 2        |
| 28       | 75-4701  | Hose - Fuel Vent                     | 1        |
| 29       | 2412-103 | Clamp - R                            | 2        |
| 30       | 3269-10  | Washer - Back-up                     | 7        |
| 32       | 3269-13  | Rivet - Pop                          | 17       |
| 33       | 93-0025  | Shield W.A. - Radiator               | 1        |
| 34       | 32148-7  | Nut - Clinch                         | 2        |
| 35       | 93-3626  | Bracket - Hose                       | 1        |
| 36       | 322-4    | Screw - Cap Hex. Hd.                 | 2        |
| 38       | 3256-23  | Washer - Flat                        | 4        |
| 39       | 3253-4   | Washer - Lock                        | 4        |
| 42       | 63-7590  | Relay - Starter                      | 1        |
| 43       | 322-2    | Screw - Cap Hex. Hd.                 | 2        |
| 44       | 75-1020  | Switch - Backlap<br>(Incl. Ref. #54) | 1        |
| 45       | 24-0760  | Exchanger - Heat                     | 1        |

\*Not Illustrated

‡For different language versions of this part, see International Parts Reference.



T-1886

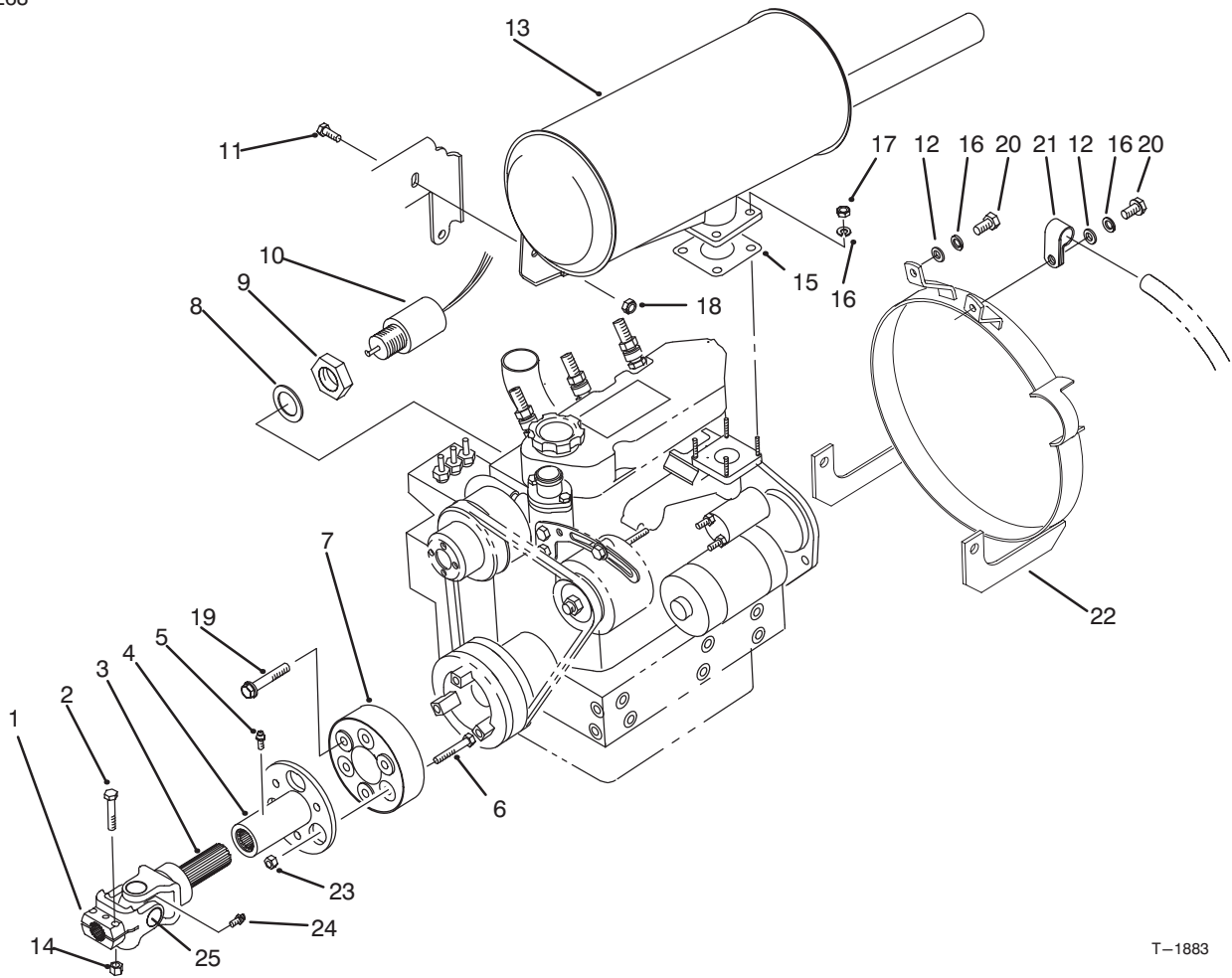
## RADIATOR ASSEMBLY (Continued)

| Ref. No. | Part No. | Description                                 | No. Used |
|----------|----------|---|----------|
| 46       | 93-0076  | Hose - Trans. to Cooler                     | 1        |
| *        | 93-0075  | Hose - Trans. to Cooler                     | 1        |
| 47       | 237-22   | O-Ring                                      | 2        |
| 48       | 340-124  | Fitting - Straight                          | 2        |
| 49       | 93-0077  | Hose - Cooler, R.H.                         | 1        |
| *        | 93-0078  | Hose - Cooler, L.H.                         | 1        |
| 50       | 237-65   | O-Ring                                      | 2        |
| 51       | 92-4999  | Fitting - Hydraulic 90°<br>(Incl. Ref. #50) | 2        |
| 52       | 75-1040  | Cooler - Oil                                | 1        |
| ‡53      | 75-0750  | Decal - Backlap Switch<br>(English)         | 1        |

| Ref. No. | Part No. | Description               | No. Used |
|----------|----------|---------------------------|----------|
| 54       | 218-498  | Nut - Lock                | 2        |
| 55       | 75-3390  | Bracket - Backlap         | 1        |
| 56       | 66-8800  | Relay - Glow Plug         | 1        |
| 57       | 240-3    | Grommet                   | 2        |
| 58       | 93-0082  | Grommet                   | 2        |
| 59       | 3296-29  | Nut - Lock                | 2        |
| 60       | 322-5    | Screw - Cap Hex. Hd.      | 4        |
| 61       | 93-3623  | Strip - Sealing, Radiator | 2        |
| 62       | 93-3624  | Plate - Retaining         | 2        |

\*Not Illustrated

‡For different language versions of this part, see International Parts Reference.



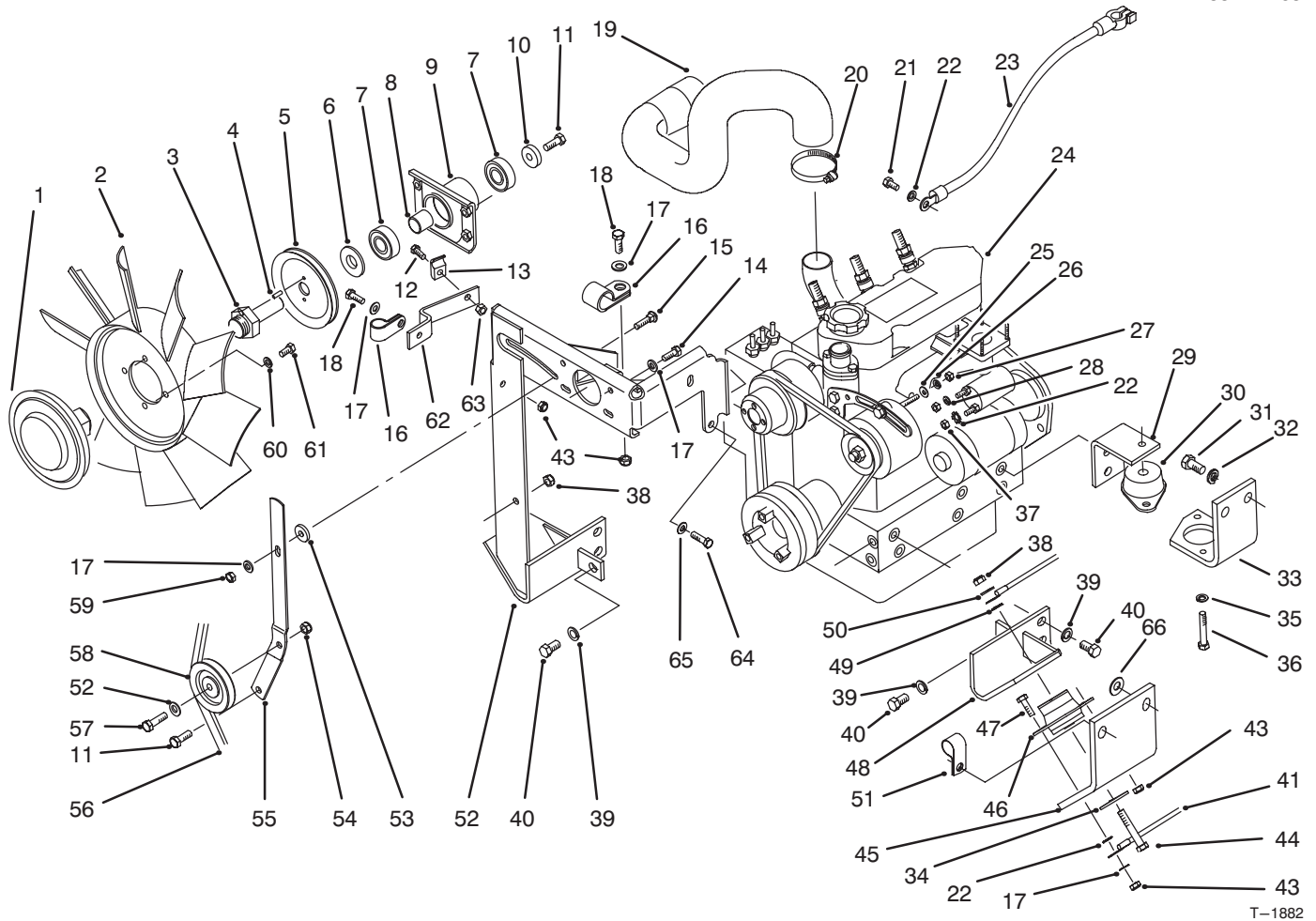
T-1883

## MUFFLER & PUMP DRIVE ASSEMBLY

| Ref. No. | Part No. | Description                        | No. Used |
|----------|----------|------------------------------------|----------|
| 1        | 54-9040  | Yoke - End                         | 1        |
| 2        | 322-9    | Screw - Cap Hex. Hd.               | 2        |
| 3        | 93-0047  | Yoke - Shaft                       | 1        |
| 4        | 93-0045  | Yoke - Slip Tube                   | 1        |
| 5        | 302-5    | Fitting - Grease                   | 1        |
| 6        | 66-9303  | Screw - Cap Hex. Hd.               | 3        |
| 7        | 86-3040  | Coupling - Driveshaft              | 1        |
| 8        | 43-2740  | Gasket                             | 1        |
| 9        | 43-2750  | Nut - Lock                         | 1        |
| 10       | 63-7440  | Solenoid - Stop                    | 1        |
| 11       | 3234-17  | Screw - Cap Hex. Hd.               | 1        |
| 12       | 3256-70  | Washer - Flat                      | 6        |
| 13       | 93-0044  | Muffler                            | 1        |
| *        | 75-6880  | Screen - Spark Arrester (Optional) | 1        |
| 14       | 3296-29  | Nut - Lock                         | 2        |

| Ref. No. | Part No. | Description                                   | No. Used |
|----------|----------|---|----------|
| 15       | 93-3423  | Gasket - Muffler                              | 1        |
| 16       | 42-9850  | Washer - Lock                                 | 6        |
| 17       | 48-7930  | Nut - Lock                                    | 4        |
| 18       | 32128-20 | Nut - Flange Head                             | 1        |
| 19       | 66-9302  | Screw - Cap Hex. Hd.                          | 3        |
| 20       | 48-7710  | Screw - Cap Hex. Hd.                          | 2        |
| 21       | 2412-4   | Clamp - R                                     | 1        |
| 22       | 93-3644  | Guard W.A. - Flywheel                         | 1        |
| 23       | 3296-44  | Nut - Lock                                    | 3        |
| 24       | 62-3820  | Fitting - Grease                              | 1        |
| 25       | 54-9180  | Kit - U-Joint                                 | 1        |
| *        | 93-0047  | Assembly - U-Joint (Incl. Ref. 1, 3, & 24-25) | 1        |

\*Not Illustrated



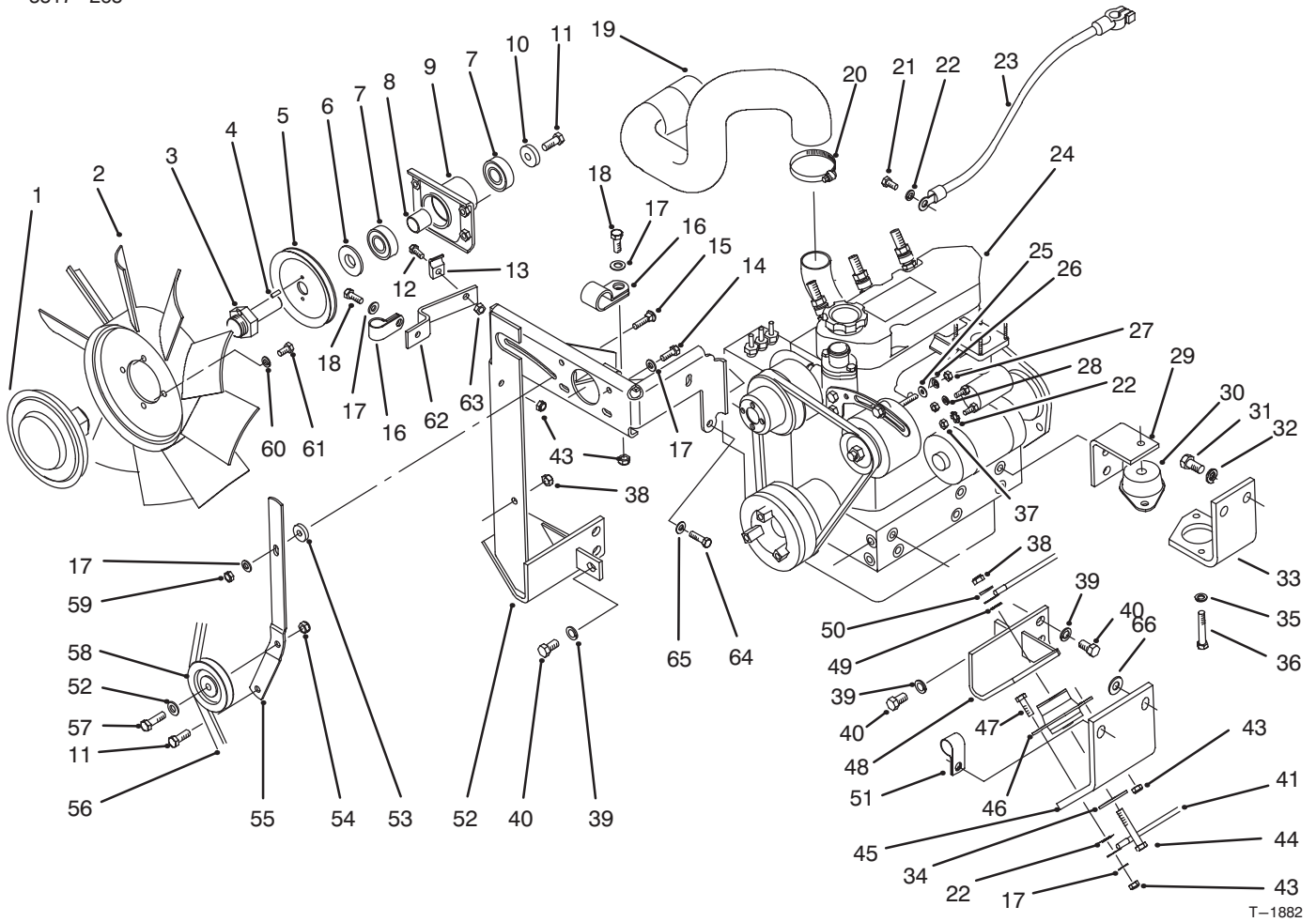
T-1882

## ENGINE INSTALLATION ASSEMBLY

| Ref. No. | Part No. | Description               | No. Used |
|----------|----------|---------------------------|----------|
| 1        | 74-5520  | Clutch -- Fan             | 1        |
| 2        | 75-3780  | Fan                       | 1        |
| 3        | 75-6380  | Shaft -- Fan              | 1        |
| 4        | 32121-2  | Pin -- Roll               | 2        |
| 5        | 75-6390  | Pulley -- Fan             | 1        |
| 6        | 47-0110  | Spacer -- Spindle         | 1        |
| 7        | 251-318  | Bearing -- Ball           | 2        |
| 8        | 75-5310  | Spacer -- Bearing         | 1        |
| 9        | 75-4450  | Hub -- Fan Drive          | 1        |
| 10       | 67-1630  | Spacer -- Fan             | 1        |
| 11       | 323-6    | Screw -- Cap Hex. Hd.     | 2        |
| 12       | 321-4    | Screw -- Cap Hex. Hd.     | 1        |
| 13       | 3-6657   | Clamp -- Cable            | 1        |
| 14       | 322-3    | Screw -- Cap Hex. Hd.     | 4        |
| 15       | 3230-2   | Bolt -- Carriage          | 1        |
| 16       | 2412-4   | Clamp                     | 2        |
| 17       | 3256-23  | Washer -- Flat            | 6        |
| 18       | 322-4    | Screw -- Cap Hex. Hd.     | 2        |
| 19       | 93-0048  | Hose -- Air Cleaner       | 1        |
| 20       | 2412-92  | Clamp -- Hose             | 1        |
| 21       | 48-7700  | Screw -- Cap Hex. Hd.     | 1        |
| 22       | 3255-8   | Washer -- Lock            | 2        |
| 23       | 75-1360  | Cable -- Battery (Ground) | 1        |

| Ref. No. | Part No. | Description                 | No. Used |
|----------|----------|-----------------------------|----------|
| 24       | 93-0049  | Assembly -- Engine          | 1        |
| 25       | 3256-78  | Washer -- Flat              | 1        |
| 26       | 43-5930  | Washer -- Lock              | 1        |
| 27       | 48-7890  | Nut -- Hex.                 | 1        |
| 28       | 42-9850  | Washer -- Lock              | 1        |
| 29       | 93-0050  | Bracket -- Engine L.H. Rear | 1        |
| *        | 93-0063  | Bracket -- Engine R.H. Rear | 1        |
| 30       | 93-0092  | Mount -- Rubber, Rear       | 2        |
| 31       | 3213-2   | Screw -- Cap Hex. Hd.       | 8        |
| 32       | 3253-7   | Washer -- Lock              | 8        |
| 33       | 93-0093  | Bracket -- Eng. Left Rear   | 1        |
| *        | 93-3621  | Bracket -- Eng. Right Rear  | 1        |
| 34       | 63-7400  | Washer -- Flat              | 4        |
| 35       | 3253-21  | Washer -- Lock              | 1        |
| 36       | 323-12   | Screw -- Cap Hex. Hd.       | 1        |
| 37       | 57-6390  | Nut -- Lock                 | 2        |
| 38       | 3296-39  | Nut -- Lock                 | 4        |
| 39       | 48-8070  | Washer -- Lock              | 10       |
| 40       | 42-9250  | Screw -- Cap Hex. Hd.       | 10       |
| 41       | 70-8220  | Cable -- Ground             | 1        |
| 43       | 3296-29  | Nut -- Lock                 | 10       |
| 44       | 323-14   | Screw -- Cap Hex. Hd.       | 3        |
| 45       | 93-0095  | Bracket -- Eng. Front       | 2        |

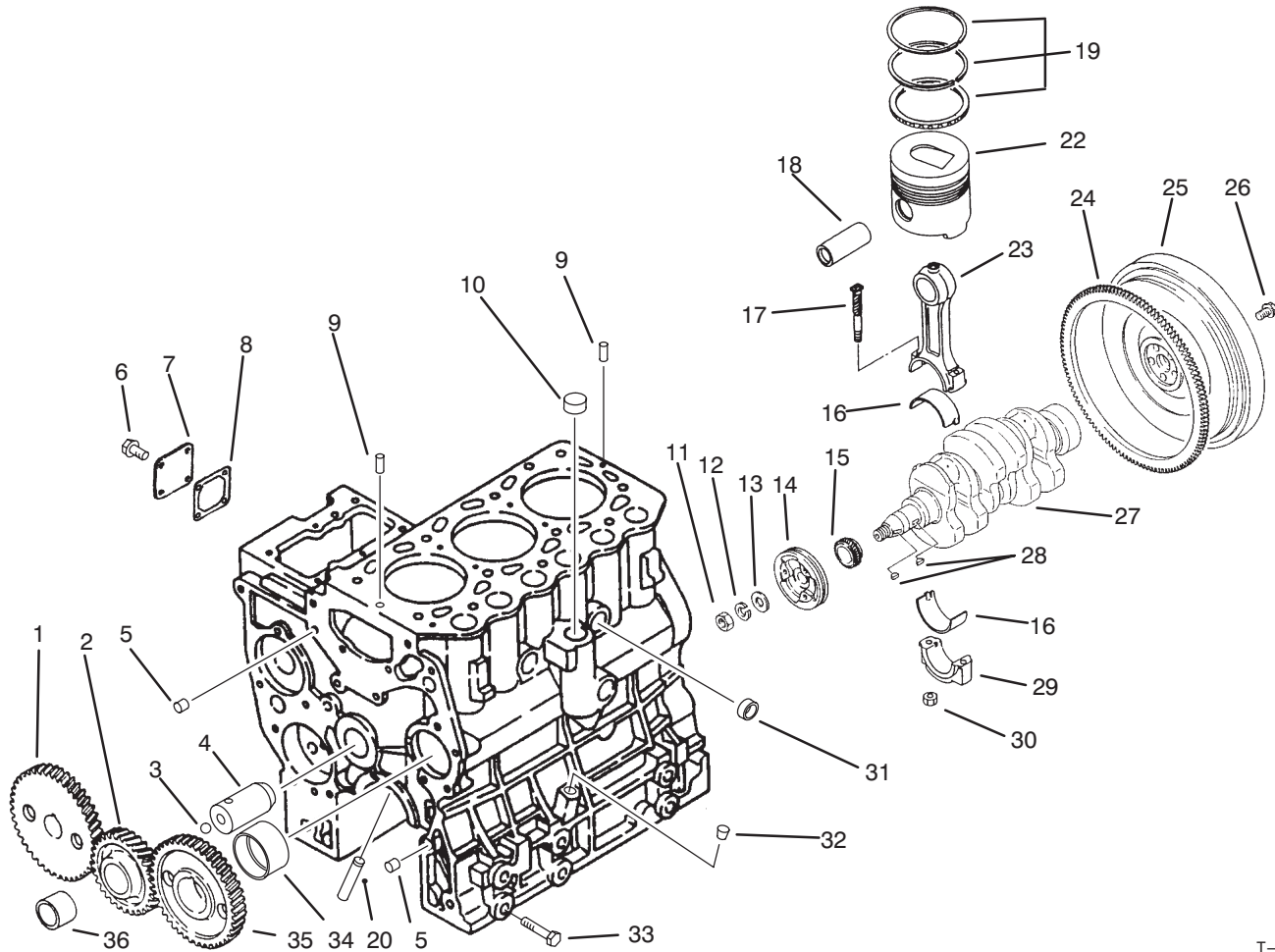
\*Not Illustrated



## ENGINE INSTALLATION ASSEMBLY (Continued)

| Ref. No. | Part No. | Description                 | No. Used |
|----------|----------|-----------------------------|----------|
| 46       | 53-9680  | Mount - Engine              | 2        |
| 47       | 322-6    | Screw - Cap Hex. Hd.        | 8        |
| 48       | 93-0051  | Bracket - Engine L.H. Front | 1        |
| 49       | 3255-9   | Washer - Lock E.T.L.W.      | 1        |
| 50       | 3256-24  | Washer - Flat               | 4        |
| 51       | 2412-71  | Clamp - R                   | 1        |
| 52       | 93-0054  | Bracket W.A. - Fan          | 1        |
| 53       | 27-9560  | Spacer                      | 1        |
| 54       | 3296-59  | Nut - Lock                  | 1        |
| 55       | 93-0043  | Bracket - Fan Idler         | 1        |
| 56       | 93-0062  | Belt - V                    | 1        |

| Ref. No. | Part No. | Description          | No. Used |
|----------|----------|----------------------|----------|
| 57       | 323-7    | Screw - Cap Hex. Hd. | 1        |
| 58       | 63-8140  | Pulley - Idler       | 1        |
| 59       | 32149-1  | Nut - Lock           | 1        |
| 60       | 3253-4   | Washer - Lock        | 4        |
| 61       | 322-2    | Screw - Cap Hex. Hd. | 4        |
| 62       | 93-0074  | Support - Cable      | 1        |
| 63       | 3296-42  | Nut - Lock           | 1        |
| 64       | 42-9300  | Screw - Cap Hex. Hd. | 1        |
| 65       | 42-9600  | Washer - Flat        | 1        |
| 66       | 3256-40  | Washer - Flat        | 4        |



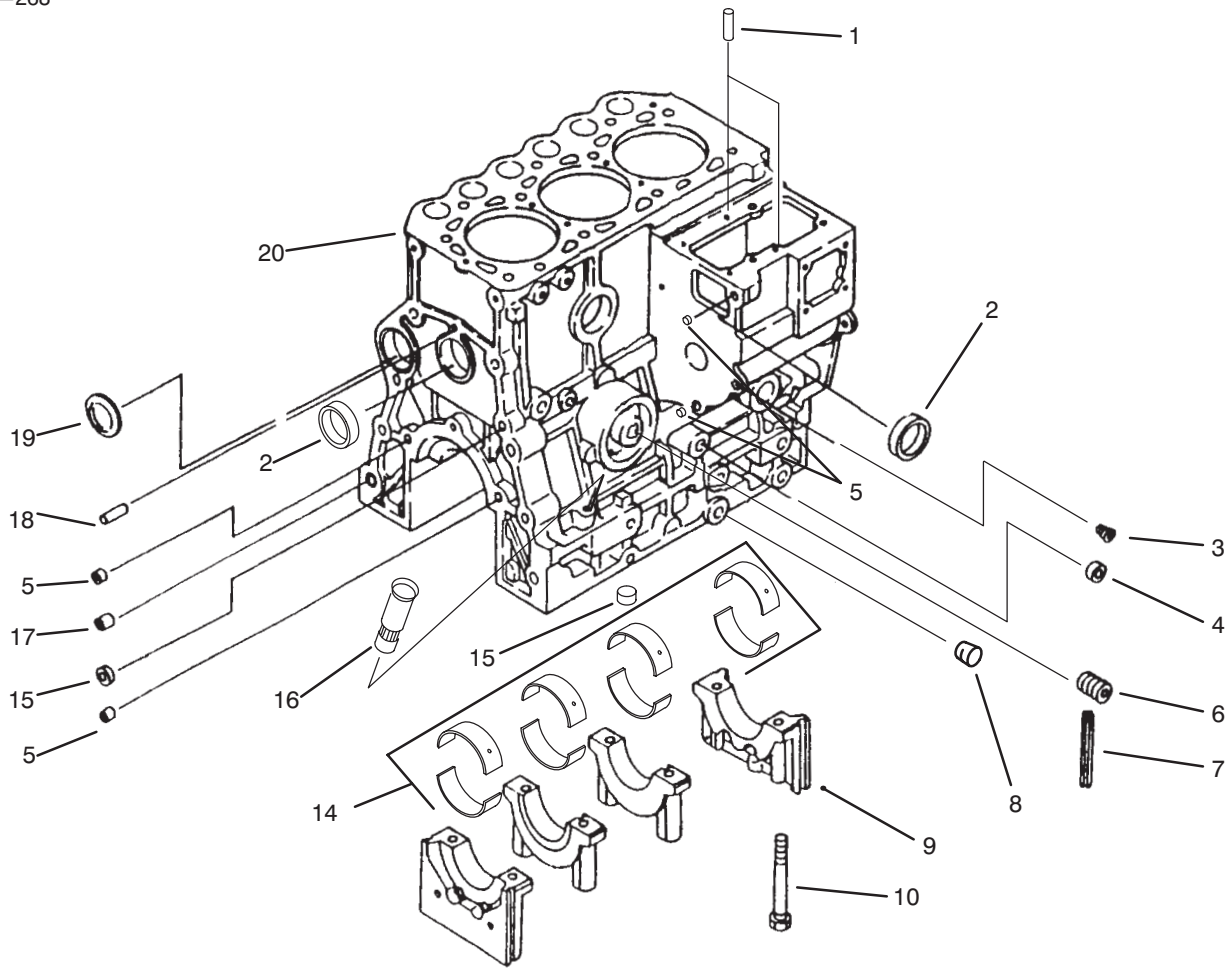
T-1892

## TIMING GEAR, PISTON, FLYWHEEL & CRANKSHAFT

| Ref. No. | Part No. | Description                                | No. Used |
|----------|----------|--|----------|
| 1        | 93-3351  | Gear - Pump, Injection                     | 1        |
| 2        | 93-3352  | Assembly - Idler, Gear<br>(Incl. Ref. #36) | 1        |
| 3        | 93-3364  | Ball - Steel                               | 1        |
| 4        | 93-3363  | Assembly - Shaft, Idler<br>(Incl. Ref. #3) | 1        |
| 5        | 42-7190  | Bushing                                    | 2        |
| 6        | 42-9440  | Bolt W/Washer                              | 4        |
| 7        | 93-3360  | Cover                                      | 1        |
| 8        | 93-3361  | Gasket - Cover                             | 1        |
| 9        | 93-3365  | Pin - Dowel                                | 2        |
| 10       | 93-3366  | Cap - Sealing                              | 1        |
| 11       | 93-3356  | Nut  | 1        |
| 12       | 93-3355  | Washer - Spring                            | 1        |
| 13       | 42-9810  | Washer - Plain                             | 1        |
| 14       | 93-3357  | Pulley - Crankshaft                        | 1        |
| 15       | 93-3359  | Gear - Crankshaft                          | 1        |
| 16       | 93-3370  | Bearing - Con-Rod                          | 6        |
| 17       | 93-3373  | Bolt - Connecting                          | 6        |
| 18       | 93-3374  | Pin - Piston                               | 3        |
| 19       | 93-3375  | Ring Set - Piston                          | 3        |
| 20       | 93-3596  | Pipe - Oil Inlet                           | 3        |

| Ref. No. | Part No. | Description  | No. Used |
|----------|----------|--|----------|
| 22       | 93-3376  | Piston - Std.  | 3        |
| *        | 93-3377  | Piston - O.S. 0.25                                     | 3        |
| *        | 93-3378  | Piston - O.S. 0.50                                     | 3        |
| 23       | 93-3371  | Asm. - Rod, Connecting<br>(Incl. Ref. #16, 17 & 29-30) | 3        |
| 24       | 43-1810  | Ring - Gear  | 1        |
| 25       | 93-3358  | Assembly - Sub, Flywheel<br>(Incl. Ref. #24)           | 1        |
| 26       | 54-8670  | Bolt   | 4        |
| 27       | 93-3354  | Crankshaft   | 1        |
| 28       | 42-7730  | Key - Woodruff   | 2        |
| 29       |          | Cap - Rod, Connecting                                  | 3        |
| 30       | 93-3372  | Nut  | 6        |
| 31       | 93-3369  | Cap - Sealing  | 2        |
| 32       | 93-3367  | Plug - Taper   | 1        |
| 33       | 93-3368  | Bolt   | 4        |
| 34       | 93-3362  | Bushing - Camshaft                                     | 1        |
| 35       | 93-3350  | Gear - Camshaft  | 1        |
| 36       | 93-3353  | Bushing - Idler  | 1        |
| *        | 93-3379  | Set - Ring, Piston O.S. 0.25                           | 3        |
| *        | 93-3380  | Set - Ring, Piston O.S. 0.50                           | 3        |

\*Not Illustrated



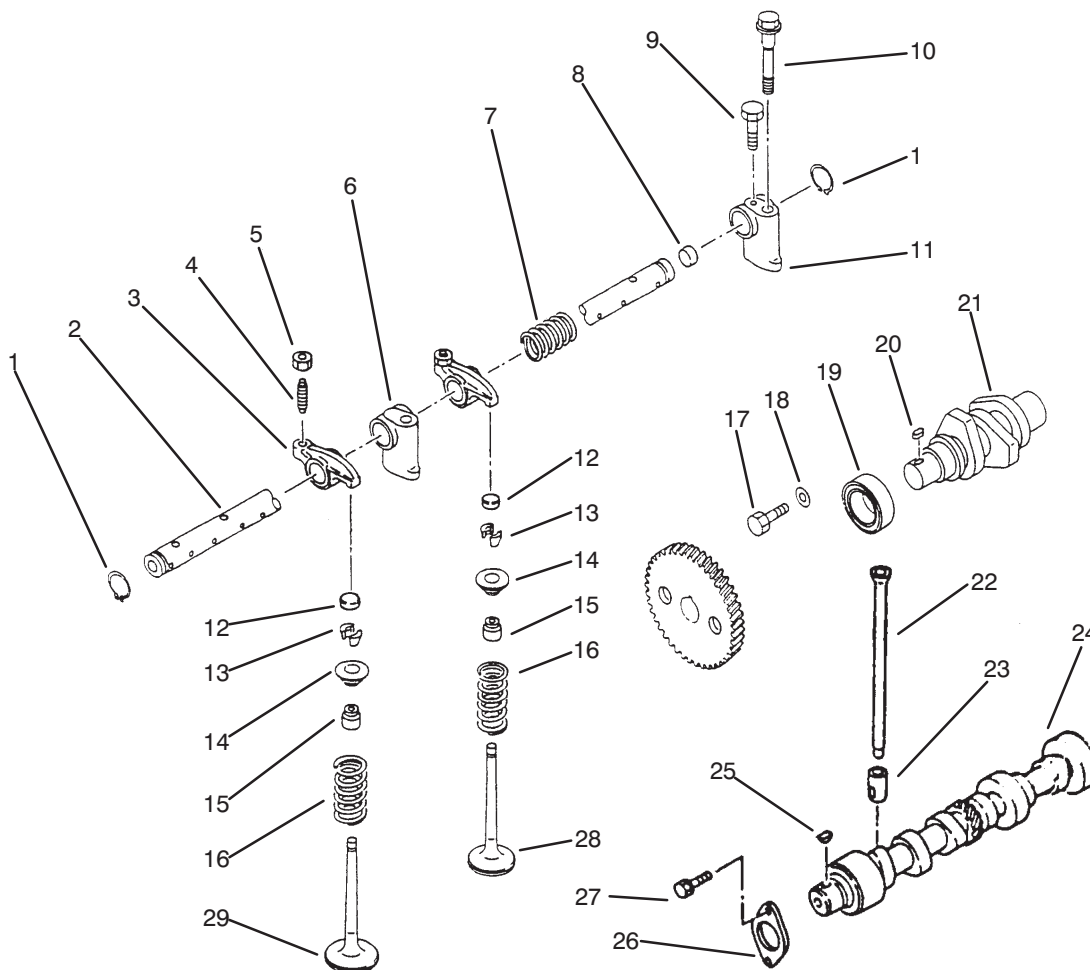
T-1893

## CYLINDER BLOCK AND BEARING ASSEMBLY

| Ref. No. | Part No. | Description         | No. Used |
|----------|----------|---------------------|----------|
| 1        | 56-0220  | Pin - Dowel         | 2        |
| 2        | 93-3381  | Cap - Sealing       | 2        |
| 3        | 67-2570  | Plug - Taper        | 1        |
| 4        | 93-3382  | Cap - Sealing       | 1        |
| 5        | 42-7180  | Bushing             | 4        |
| 6        | 56-1230  | Shaft               | 1        |
| 7        | 93-3383  | Seal - Side         | 4        |
| 8        | 56-0100  | Plug - Taper        | 1        |
| 9        | 93-3385  | Cap - Metal         | 1        |
| 10       | 42-9210  | Bolt - Cap, Bearing | 8        |

| Ref. No. | Part No. | Description   | No. Used |
|----------|----------|---|----------|
| 14       | 93-3387  | Bearing - Set Std.  | 1        |
| *        | 93-3597  | Bearing - Set U.S. 0.25 mm  | 1        |
| *        | 93-3388  | Bearing - Set U.S. 0.50 mm  | 1        |
| *        | 93-3389  | Bearing - Set U.S. 0.75 mm  | 1        |
| 15       | 93-3386  | Cap - Sealing   | 3        |
| 16       | 72-6950  | Retainer  | 1        |
| 17       | 42-7200  | Bushing   | 1        |
| 18       | 42-7160  | Pin - Dowel   | 1        |
| 19       | 42-7170  | Plug - Expansion  | 1        |
| 20       | 93-3384  | Cylinder Block Assembly<br>(Incl. Ref. # 2, 9, & 10. Also #31, 32, & 34 on Page 36) | 1        |

\*Not Illustrated



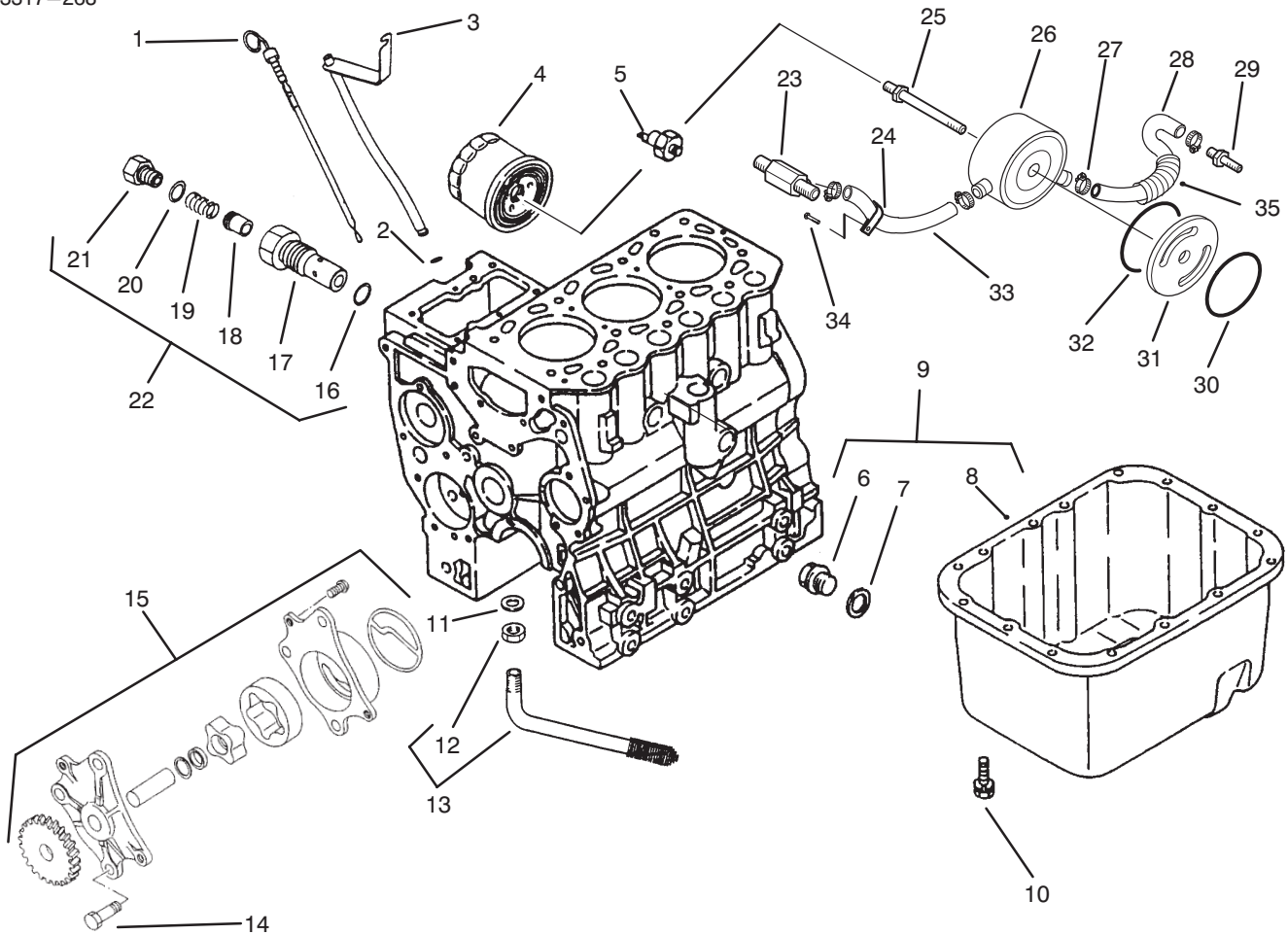
T-1894

## VALVE, CAMSHAFT AND ROCKER ASSEMBLY

| Ref. No. | Part No. | Description             | No. Used |
|----------|----------|-------------------------|----------|
| 1        | 42-7990  | Ring - Snap             | 2        |
| 2        |          | Shaft - Rocker          | 1        |
| 3        |          | Rocker                  | 6        |
| 4        | 93-3401  | Screw - Rocker          | 6        |
| 5        | 70-2970  | Nut - Jam               | 6        |
| 6        | 93-3403  | Bracket - Shaft, Rocker | 2        |
| 7        | 93-3406  | Spring - Rocker         | 2        |
| 8        | 93-3405  | Cap - Sealing           | 2        |
| 9        | 93-3399  | Bolt                    | 1        |
| 10       | 93-3407  | Bolt - Bracket, Rocker  | 3        |
| 11       | 93-3402  | Bracket, Shaft, Rocker  | 1        |
| 12       | 93-3397  | Cap - Valve             | 6        |
| 13       | 42-7860  | Seal                    | 6        |
| 14       | 67-3100  | Retainer                | 6        |
| 15       | 92-1961  | Seal                    | 6        |
| 16       | 93-3396  | Spring - Valve          | 6        |
| 17       | 93-3410  | Bolt W/Washer           | 1        |
| 18       | 42-9820  | Washer                  | 1        |

| Ref. No. | Part No. | Description                                 | No. Used |
|----------|----------|---|----------|
| 19       | 93-3409  | Bearing                                     | 1        |
| 20       | 42-7840  | Key - Sunk                                  | 1        |
| 21       | 93-3408  | Shaft - Pump, Fuel Inject.                  | 1        |
| 22       | 93-3411  | Rod - Push                                  | 6        |
| 23       | 42-7890  | Tappet                                      | 6        |
| 24       | 93-3412  | Camshaft                                    | 1        |
| 25       | 42-7730  | key - Woodruff                              | 1        |
| 26       | 60-7390  | Plate - Thrust                              | 1        |
| 27       | 67-2340  | Bolt W/Washer                               | 2        |
| 28       | 93-3395  | Valve - Exhaust                             | 3        |
| 29       | 93-3394  | Valve - Inlet                               | 3        |
| *        | 93-3398  | Asm. - Rocker & Shaft<br>(Incl. Ref. #1-11) | 1        |
| *        | 93-3404  | Assembly - Shaft<br>(Incl. Ref. #2 & 8)     | 1        |
| *        | 93-3400  | Assembly - Rocker<br>(Incl. Ref. #3-5)      | 1        |

\*Not Illustrated



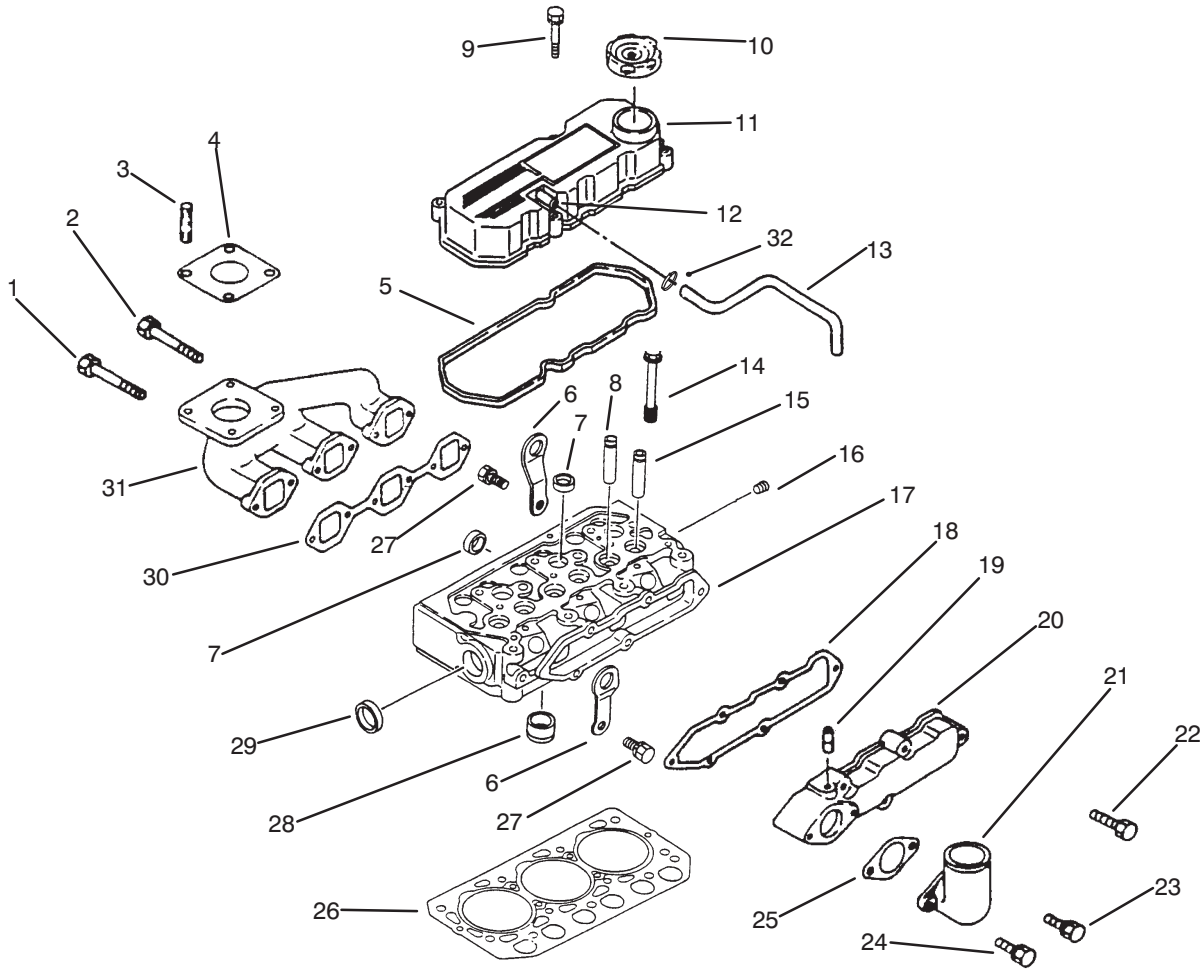
T-1895

## OIL PAN, PUMP RELIEF VALVE

| Ref. No. | Part No. | Description                                | No. Used |
|----------|----------|--|----------|
| 1        | 93-3418  | Gauge – Level, Oil                         | 1        |
| 2        | 42-8830  | O-Ring                                     | 1        |
| 3        | 93-7013  | Guide – Gauge, Oil Level                   | 1        |
| 4        | 93-4295  | Assembly – Filter, Oil                     | 1        |
| 5        | 56-1310  | Switch – Oil                               | 1        |
| 6        | 92-1920  | Plug – Drain                               | 1        |
| 7        | 92-1921  | Gasket – Plug, Drain                       | 1        |
| 8        |          | Pan – Oil                                  | 1        |
| 9        | 93-3422  | Assembly – Pan, Oil<br>(Incl. Ref. #6 – 8) | 1        |
| 10       | 67-2340  | Bolt W/Washer                              | 15       |
| 11       | 93-3414  | Gasket                                     | 1        |
| 12       | 48-1990  | Nut – Jam                                  | 1        |
| 13       | 93-3413  | Assembly – Strainer<br>(Incl. Ref. #12)    | 1        |
| 14       | 93-3421  | Bolt                                       | 3        |
| 15       | 93-3420  | Assembly – Pump, Oil                       | 1        |
| 16       | 93-3417  | Gasket                                     | 1        |
| 17       | 93-3416  | Housing                                    | 1        |
| 18       | 67-2500  | Plunger                                    | 1        |

| Ref. No. | Part No. | Description                                     | No. Used |
|----------|----------|---|----------|
| 19       | 42-8930  | Spring  | 1        |
| 20       | 42-7290  | Gasket  | 1        |
| 21       | 67-2520  | Plug  | 1        |
| 22       | 93-3415  | Assembly – Valve, Relief<br>(Incl. Ref. #16-21) | 1        |
| 23       | 93-4291  | Fitting – Pump, Water                           | 1        |
| 24       | 93-4296  | Clamp-R   | 1        |
| 25       | 93-4290  | Connector – Cooler                              | 1        |
| 26       | 93-4285  | Cooler – Oil, Engine                            | 1        |
| 27       | 93-4297  | Clamp – Hose                                    | 4        |
| 28       | 93-4289  | Hose – Cooler, Outlet                           | 1        |
| 29       | 93-4288  | Fitting – Block, Engine                         | 1        |
| 30       | 93-4287  | O-Ring  | 1        |
| 31       | 93-4284  | Spacer – Cooler, Engine                         | 1        |
| 32       | 93-4286  | O-Ring  | 1        |
| 33       | 93-4294  | Hose – Cooler, Inlet                            | 1        |
| 34       | 42-9440  | Bolt with Washer                                | 1        |
| 35       | 93-4292  | Cover – Spiral Tube                             | 1        |
| *        | 93-3599  | Gasket – Liquid<br>(for Oil Pan)                | 1        |

\* Not Illustrated.



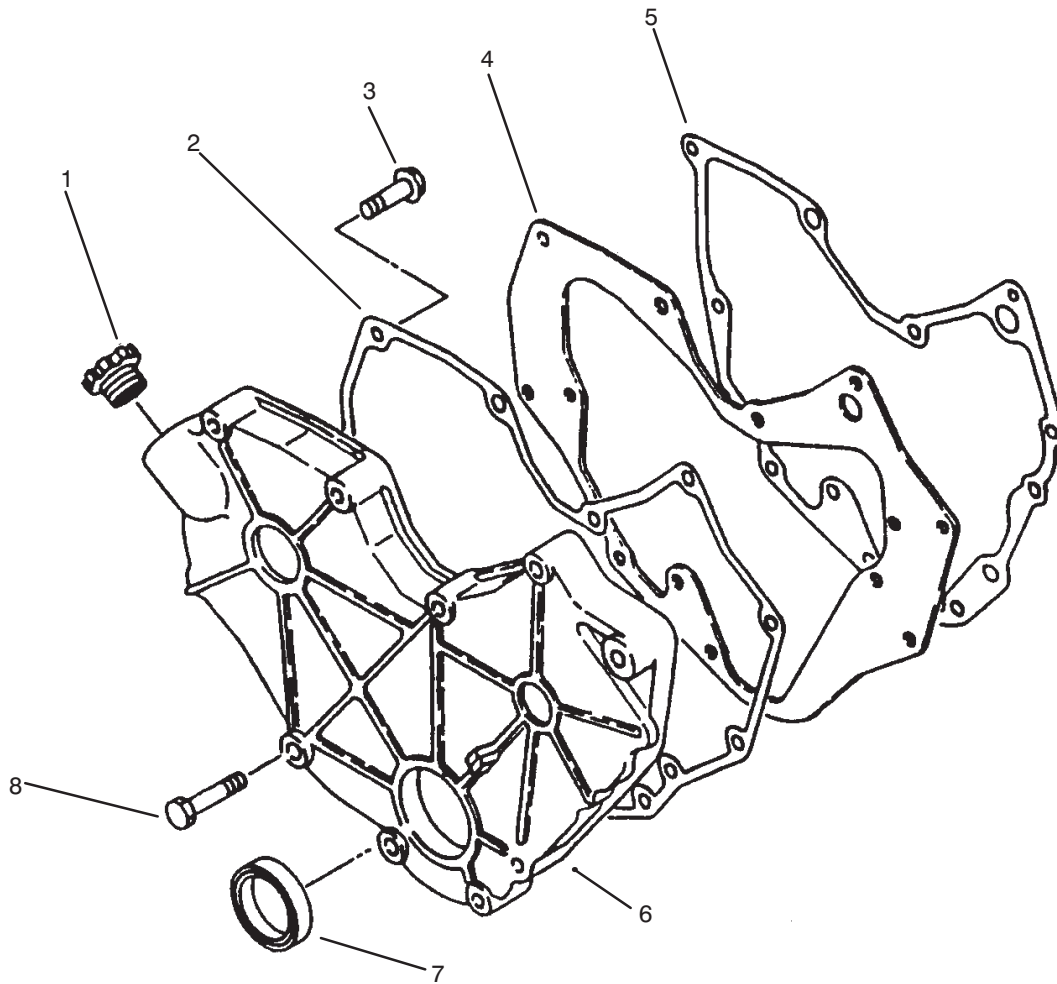
T-1896

## CYLINDER HEAD, MANIFOLD & COVER ASSEMBLY

| Ref. No. | Part No. | Description                      | No. Used |
|----------|----------|----------------------------------|----------|
| 1        | 67-4580  | Bolt                             | 2        |
| 2        | 60-7280  | Bolt                             | 4        |
| 3        | 42-9570  | Stud                             | 4        |
| 4        | 93-3423  | Gasket                           | 1        |
| 5        | 93-3424  | Gasket - Cover, Rocker           | 1        |
| 6        | 42-7440  | Hanger - Engine                  | 2        |
| 7        | 42-7080  | Cap - Sealing                    | 5        |
| 8        | 93-3425  | Guide - Valve, In                | 3        |
| 9        | 93-3435  | Bolt W/Washer                    | 4        |
| 10       | 42-7420  | Cap - Oil                        | 1        |
| 11       | 93-3433  | Assy. - Cover, Rocker (Ref. #12) | 1        |
| 12       | 42-7510  | Pipe                             | 1        |
| 13       | 93-3594  | Hose - Breather                  | 1        |
| 14       | 93-3426  | Bolt - Head, Cylinder            | 11       |
| 15       | 93-3427  | Guide - Valve                    | 3        |
| 16       | 67-2570  | Plug - Taper                     | 1        |

| Ref. No. | Part No. | Description                                      | No. Used |
|----------|----------|--|----------|
| 17       | 93-3428  | Cylinder Head Assembly (Ref. #7, 8, 15, 28 & 29) | 1        |
| 18       | 93-3434  | Gasket - Cover, Inlet                            | 1        |
| 19       | 93-3598  | Cap - Sealing                                    | 1        |
| 20       | 93-3438  | Assy. - Cover, Inlet (Ref. #19)                  | 1        |
| 21       | 93-3440  | Pipe - Inlet                                     | 1        |
| 22       | 92-2143  | Bolt W/Washer                                    | 5        |
| 23       | 93-3442  | Bolt W/Washer                                    | 1        |
| 24       | 93-3443  | Bolt W/Washer                                    | 1        |
| 25       | 93-3441  | Gasket - Pipe, Inlet                             | 1        |
| 26       | 93-3431  | Gasket - Head, Cylinder                          | 1        |
| 27       | 93-3432  | Bolt W/Washer                                    | 2        |
| 28       | 93-3430  | Jet - Combustion                                 | 3        |
| 29       | 93-3429  | Cap - Sealing                                    | 1        |
| 30       | 93-3436  | Gasket - Exhaust                                 | 1        |
| 31       | 93-3437  | Asm. - Manifold, Exhaust                         | 1        |
| 32       | 93-3595  | Clip - Hose                                      | 1        |

\*Not Illustrated

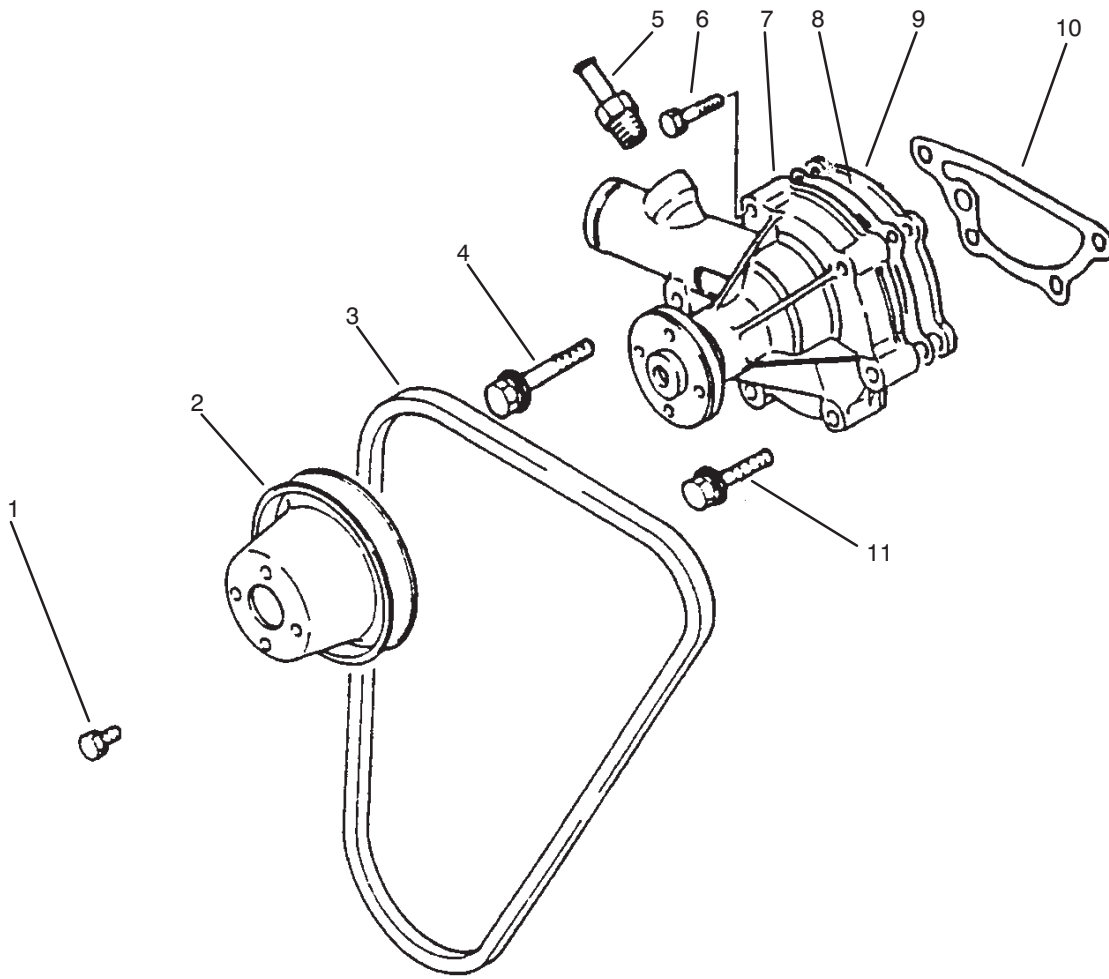


T-1897

## TIMING GEAR CASE

| Ref. No. | Part No. | Description   | No. Used |
|----------|----------|---------------|----------|
| 1        | 93-3444  | Cap - Filler  | 1        |
| 2        | 93-3445  | Gasket - Gear | 1        |
| 3        | 67-2340  | Bolt W/Washer | 7        |
| 4        | 93-3446  | Plate - Front | 1        |

| Ref. No. | Part No. | Description           | No. Used |
|----------|----------|-----------------------|----------|
| 5        | 93-3447  | Gasket - Plate, Front | 1        |
| 6        | 93-3448  | Case - Gear           | 1        |
| 7        | 42-7390  | Seal - Oil            | 1        |
| 8        | 93-3449  | Bolt                  | 8        |

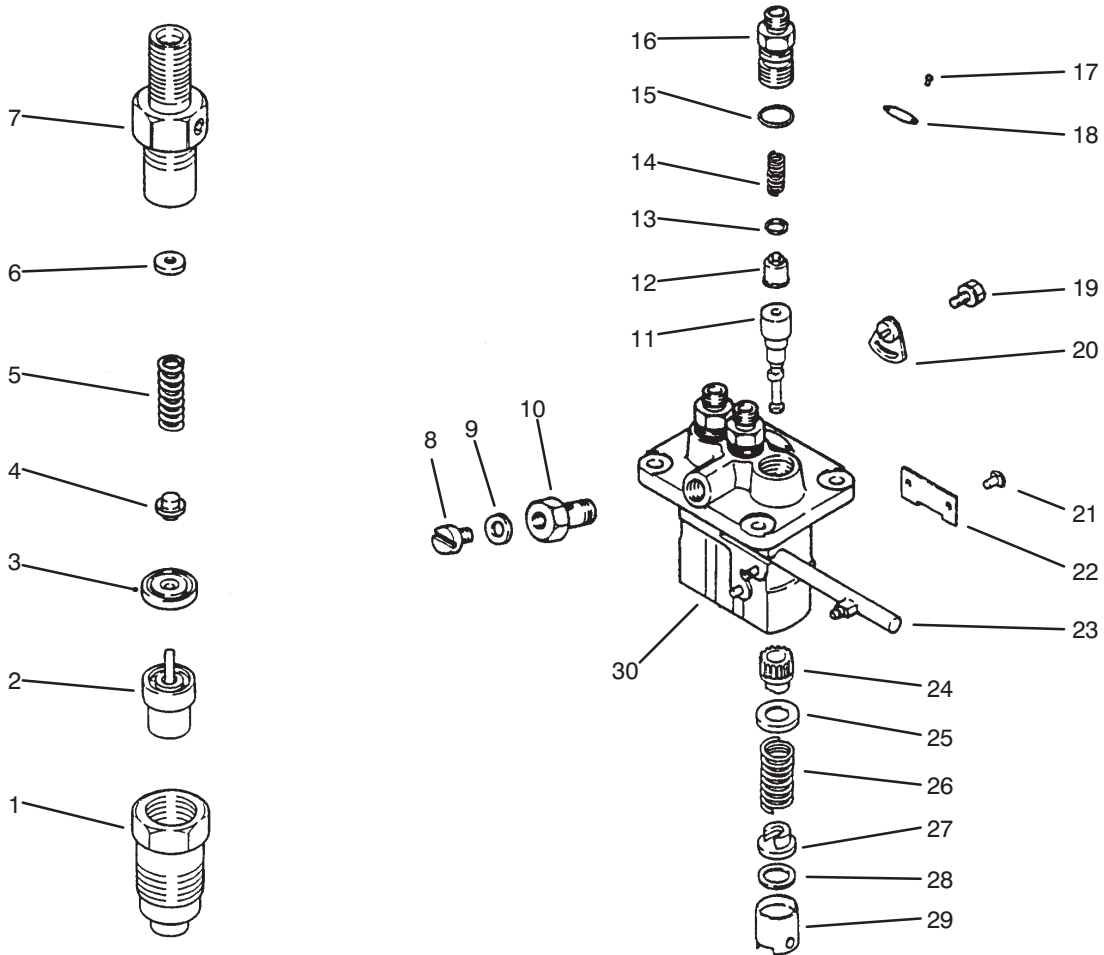


T-1898

## WATER PUMP ASSEMBLY

| Ref. No. | Part No. | Description          | No. Used |
|----------|----------|----------------------|----------|
| 1        | 93-3459  | Bolt W/Washer        | 4        |
| 2        | 93-3458  | Pulley - Pump, Water | 1        |
| 3        | 93-3460  | V-Belt               | 1        |
| 4        | 93-3456  | Bolt W/Washer        | 3        |
| 5        | 93-3452  | Joint                | 1        |
| 6        | 93-3451  | Bolt W/Washer        | 2        |

| Ref. No. | Part No. | Description                                       | No. Used |
|----------|----------|---|----------|
| 7        | 93-3450  | Assembly - Pump, Water<br>(Incl. Ref. #5-6 & 8-9) | 1        |
| 8        | 93-3453  | Gasket  | 1        |
| 9        | 93-3454  | Plate   | 1        |
| 10       | 93-3455  | Gasket - Pump, Water                              | 1        |
| 11       | 93-3457  | Bolt W/Washer                                     | 1        |



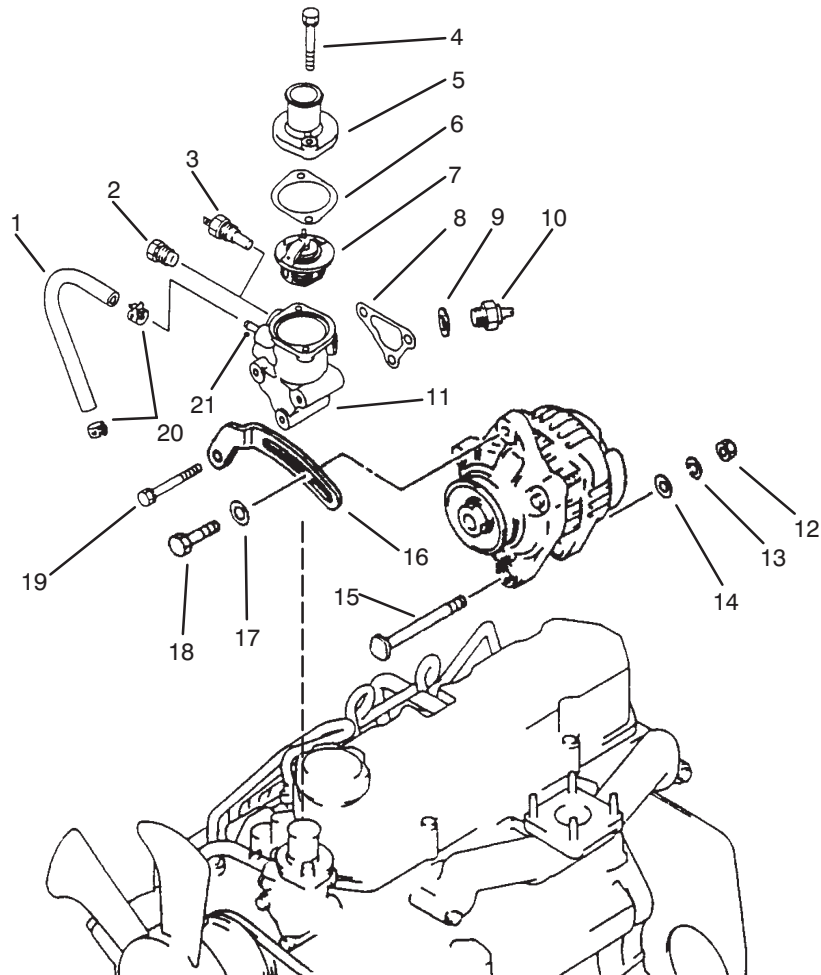
T-1899

## FUEL INJECTION PUMP ASSEMBLY

| Ref. No. | Part No. | Description              | No. Used |
|----------|----------|--------------------------|----------|
| 1        | 72-0270  | Nut – Retaining          | 3        |
| 2        | 93-3503  | Assembly – Nozzle        | 3        |
| 3        | 72-0280  | Piece – Distance         | 3        |
| 4        | 93-3502  | Pin – Pressure           | 3        |
| 5        | 93-3501  | Spring – Pressure        | 3        |
| 6        | 93-3491  | Washer – 1.25 mm         | A/R      |
| *        | 93-3492  | Washer – 1.3 mm          | A/R      |
| *        | 93-3493  | Washer – 1.35 mm         | A/R      |
| *        | 93-3494  | Washer – 1.4 mm          | A/R      |
| *        | 93-3495  | Washer – 1.45 mm         | A/R      |
| *        | 93-3496  | Washer – 1.5 mm          | A/R      |
| *        | 93-3497  | Washer – 1.55 mm         | A/R      |
| *        | 93-3498  | Washer – 1.6 mm          | A/R      |
| *        | 93-3499  | Washer – 1.65 mm         | A/R      |
| *        | 93-3500  | Washer – 1.7 mm          | A/R      |
| 7        | 93-3490  | Assembly – Sub, Body     | 3        |
| 8        | 93-3480  | Screw – Bleeder, Air     | 1        |
| 9        | 93-3481  | Washer – Union, Pipe     | 1        |
| 10       | 93-3479  | Screw – Hollow           | 1        |
| 11       | 93-3467  | Assembly – Sub, Element  | 3        |
| 12       | 93-3466  | Assembly – Sub, Valve    | 3        |
| 13       | 93-3465  | Gasket – Delivery, Valve | 3        |
| 14       | 93-3464  | Spring – Delivery, Valve | 3        |
| 15       | 93-3474  | O-Ring                   | 3        |
| 16       | 93-3463  | Holder – Delivery, Valve | 3        |
| 17       | 93-3488  | Rivet                    | 2        |

| Ref. No. | Part No. | Description                                     | No. Used |
|----------|----------|---|----------|
| 18       | 93-3487  | Plate – Name                                    | 1        |
| 19       | 93-3478  | Bolt – Washer Head                              | 2        |
| 20       | 93-3477  | Plate – Adjusting                               | 2        |
| 21       | 93-3475  | Pin – Guide, Tappet                             | 3        |
| 22       | 93-3476  | Plate   | 1        |
| 23       | 93-3472  | Assembly – Control, Rack                        | 1        |
| 24       | 93-3468  | Sleeve – Control                                | 3        |
| 25       | 93-3469  | Seat – Spring, Upper                            | 3        |
| 26       | 93-3470  | Spring – Plunger                                | 3        |
| 27       | 93-3473  | Seat – Spring, Lower                            | 3        |
| 28       | 70-3970  | Plate – Shim .6 mm                              | A/R      |
| *        | 70-4070  | Plate – Shim .2 mm                              | A/R      |
| *        | 70-4080  | Plate – Shim .3 mm                              | A/R      |
| *        | 70-4090  | Plate – Shim .4 mm                              | A/R      |
| *        | 70-4100  | Plate – Shim .5 mm                              | A/R      |
| *        | 93-3482  | Plate – Shim .25 mm                             | A/R      |
| *        | 93-3483  | Plate – Shim .35 mm                             | A/R      |
| *        | 93-3484  | Plate – Shim .45 mm                             | A/R      |
| *        | 93-3485  | Plate – Shim .55 mm                             | A/R      |
| *        | 93-3486  | Plate – Shim .65 mm                             | A/R      |
| 29       | 93-3471  | Assembly – Sub, Tappet                          | 3        |
| 30       | 93-3462  | Assembly – Sub, Housing                         | 1        |
| *        | 93-3461  | Assembly – Pump, Fuel<br>(Incl. Ref. #8-30)     | 1        |
| *        | 93-3489  | Assembly – Nozzle & Holder<br>(Incl. Ref. #1-7) | 1        |

\*Not Illustrated

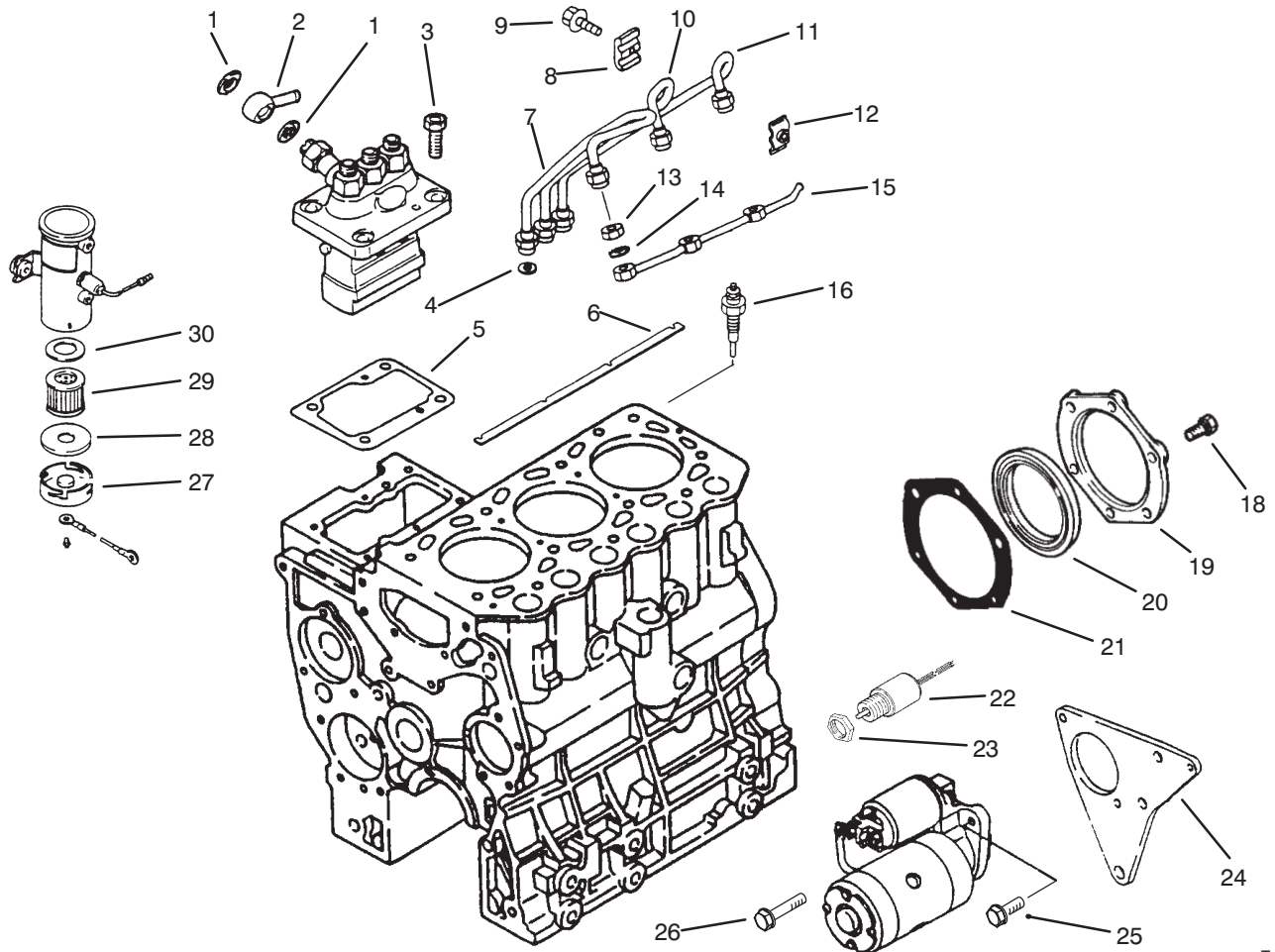


T-1900

## THERMOSTAT AND ALTERNATOR MOUNT ASSEMBLY

| Ref. No. | Part No. | Description                                 | No. Used |
|----------|----------|---|----------|
| 1        | 93-3523  | Assembly - Hose, Fuel<br>(Incl. Ref. #20)   | 1        |
| 2        | 93-3528  | Plug  | 1        |
| 3        | 93-3525  | Gauge                                       | 1        |
| 4        | 56-2020  | Bolt W/Washer                               | 2        |
| 5        | 56-1360  | Fitting - Outlet, Water                     | 1        |
| 6        | 42-7550  | Gasket                                      | 1        |
| 7        | 93-3524  | Thermostat                                  | 1        |
| 8        | 93-3521  | Gasket - Case, Thermostat                   | 1        |
| 9        | 93-3527  | Gasket                                      | 1        |
| 10       | 93-3526  | Switch                                      | 1        |
| 11       | 93-3519  | Assembly - Case, Therm.<br>(Incl. Ref. #21) | 1        |

| Ref. No. | Part No. | Description        | No. Used |
|----------|----------|--------------------|----------|
| 12       | 93-3509  | Nut                | 1        |
| 13       | 93-3510  | Washer - Spring    | 1        |
| 14       | 93-3511  | Washer - Plain     | 1        |
| 15       | 93-3512  | Bolt - Alternator  | 1        |
| 16       | 93-3508  | Plate - Adjusting  | 1        |
| 17       | 54-8660  | Washer             | 1        |
| 18       | 67-4660  | Bolt - Flange Head | 1        |
| 19       | 93-3522  | Bolt W/Washer      | 3        |
| 20       | 56-1400  | Clip               | 2        |
| 21       | 93-3520  | Pipe               | 1        |



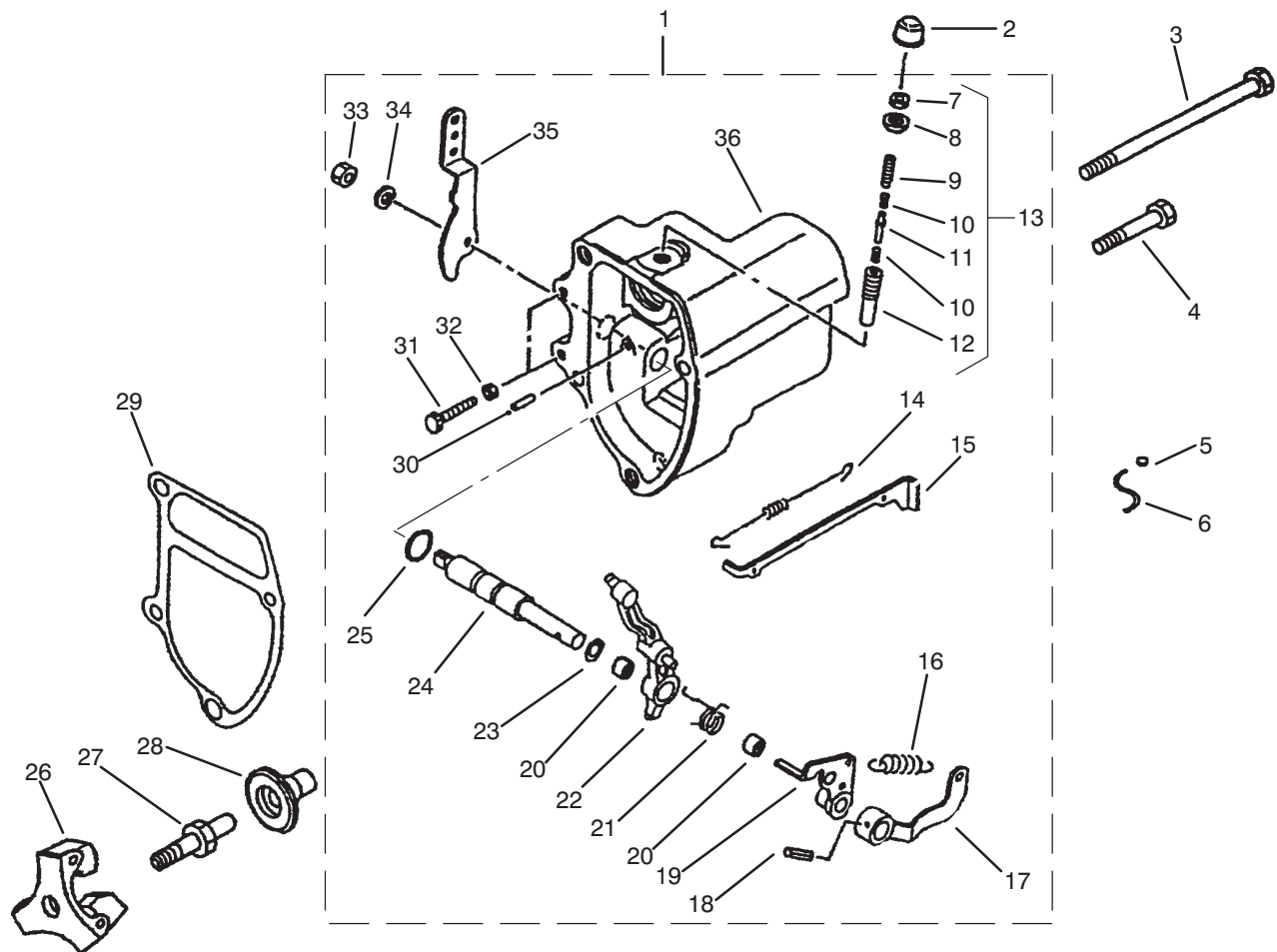
T-1901

## FUEL AND STARTER SYSTEM ASSEMBLY

| Ref. No. | Part No. | Description          | No. Used |
|----------|----------|----------------------|----------|
| 1        | 42-9830  | Washer - Seal        | 2        |
| 2        | 93-3518  | Nipple - Swivel      | 1        |
| 3        | 93-3517  | Bolt                 | 4        |
| 4        | 67-3390  | Gasket - Holder      | 3        |
| 5        | 42-8010  | Shim - 0.2 mm        | A/R      |
| *        | 42-8020  | Shim - 0.3 mm        | A/R      |
| *        | 42-8030  | Shim - 0.4 mm        | A/R      |
| *        | 42-8040  | Shim - 0.5 mm        | A/R      |
| *        | 42-8050  | Shim - 0.6 mm        | A/R      |
| *        | 42-8060  | Shim - 0.7 mm        | A/R      |
| *        | 42-8070  | Shim - 0.8 mm        | A/R      |
| *        | 42-8080  | Shim - 0.9 mm        | A/R      |
| *        | 42-8090  | Shim - 1.0 mm        | A/R      |
| 6        | 93-3507  | Plate - Connection   | 1        |
| 7        | 93-3513  | Pipe - Injector No.1 | 1        |
| 8        | 56-0750  | Clamp A              | 2        |
| 9        | 43-2860  | Bolt W/Washer        | 2        |
| 10       | 93-3514  | Pipe - Injector No.2 | 1        |
| 11       | 93-3515  | Pipe - Injector No.3 | 1        |
| 12       | 56-0760  | Clamp B              | 2        |

| Ref. No. | Part No. | Description                                   | No. Used |
|----------|----------|---|----------|
| 13       | 67-3430  | Nut   | 3        |
| 14       | 67-3440  | Gasket - Return, Fuel                         | 3        |
| 15       | 93-3516  | Pipe - Leak Off, Fuel                         | 1        |
| 16       | 93-3506  | Plug - Glow                                   | 3        |
| 18       | 93-3393  | Bolt  | 5        |
| 19       | 93-3390  | Case - Seal, Oil                              | 1        |
| 20       | 93-3392  | Seal - Oil                                    | 1        |
| 21       | 93-3391  | Gasket - Seal, Oil                            | 1        |
| 22       | 93-3504  | Assembly - Solenoid                           | 1        |
| 23       | 43-2750  | Nut   | 1        |
| 24       | 93-3505  | Bracket - Starter                             | 1        |
| 25       | 42-9240  | Bolt W/Washer                                 | 3        |
| 26       | 67-2440  | Bolt W/Washer                                 | 2        |
| 27       | 43-2580  | Magnet  | 1        |
| 28       | 43-2560  | Gasket  | 1        |
| 29       | 43-2550  | Filter  | 1        |
| 30       | 43-2570  | Gasket  | 1        |
| *        | 53-8150  | Assembly - Pump, Electric (Incl. Ref. #27-30) | 1        |

\*Not Illustrated

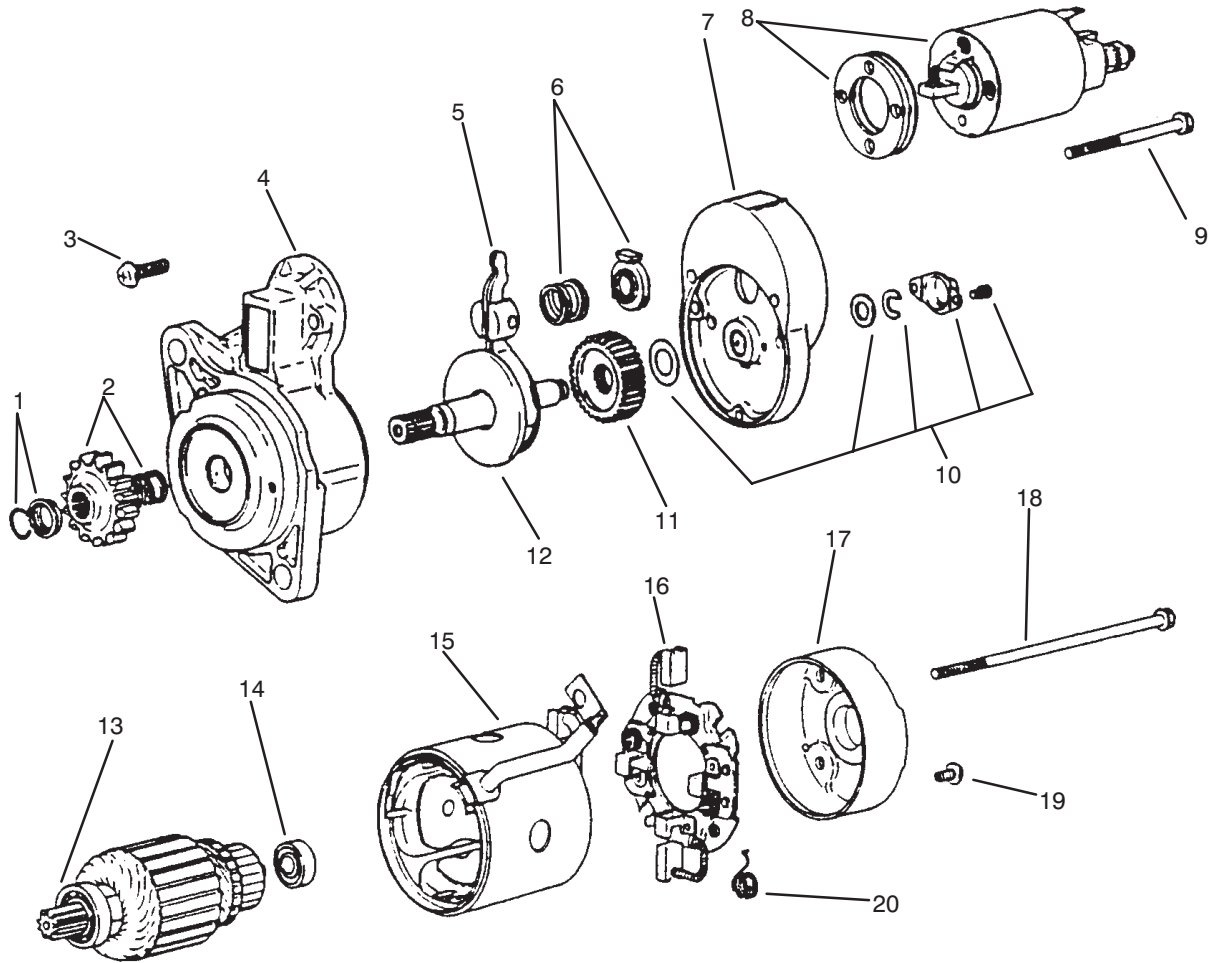


T-1902

## GOVERNOR

| Ref. No. | Part No. | Description                               | No. Used |
|----------|----------|---|----------|
| 1        | 93-3529  | Assembly - Case, Governor                 | 1        |
| 2        | 67-4240  | Cap                                       | 1        |
| 3        | 93-3554  | Bolt - Case, Governor                     | 1        |
| 4        | 93-3553  | Bolt                                      | 3        |
| 5        | 42-8690  | Metal                                     | 1        |
| 6        | 93-3552  | Wire                                      | 1        |
| 7        | 67-4180  | Nut                                       | 1        |
| 8        | 67-4200  | Nut                                       | 1        |
| 9        | 67-4220  | Screw - Adjusting                         | 1        |
| 10       | 93-3537  | Spring - Torque                           | 2        |
| 11       | 93-3536  | Stopper                                   | 1        |
| 12       | 67-4210  | Case                                      | 1        |
| 13       | 93-3535  | Spring Set - Torque<br>(Incl. Ref. #7-12) | 1        |
| 14       | 93-3547  | Spring - Rod, Tie                         | 1        |
| 15       | 93-3546  | Rod - Tie                                 | 1        |
| 16       | 93-3534  | Spring - Governor                         | 1        |
| 17       | 93-3542  | Lever - Spring, Governor                  | 1        |
| 18       | 93-3530  | Pin - Spring                              | 1        |

| Ref. No. | Part No. | Description             | No. Used |
|----------|----------|-------------------------|----------|
| 19       | 93-3543  | Lever - Tension         | 1        |
| 20       | 42-7310  | Bearing - Needle        | 2        |
| 21       | 93-3538  | Spring - Start          | 1        |
| 22       | 93-3544  | Lever - Governor        | 1        |
| 23       | 93-3539  | Shim - Shaft, Governor  | 1        |
| 24       | 93-3545  | Shaft - Governor        | 1        |
| 25       | 93-3531  | O-Ring                  | 1        |
| 26       | 93-3549  | Shaft - Sleeve, Sliding | 1        |
| 27       | 93-3550  | Sleeve - Sliding        | 1        |
| 28       | 93-3551  | Weight                  | 1        |
| 29       | 93-3548  | Gasket - Case, Governor | 1        |
| 30       | 42-8810  | Pin - Grooved           | 1        |
| 31       | 93-3533  | Bolt - Speed Set        | 2        |
| 32       | 67-4290  | Nut                     | 2        |
| 33       | 93-3532  | Nut - Jam               | 1        |
| 34       | 67-3260  | Washer - Spring         | 1        |
| 35       | 93-3540  | Lever - Speed           | 1        |
| 36       | 93-3541  | Case - Governor         | 1        |



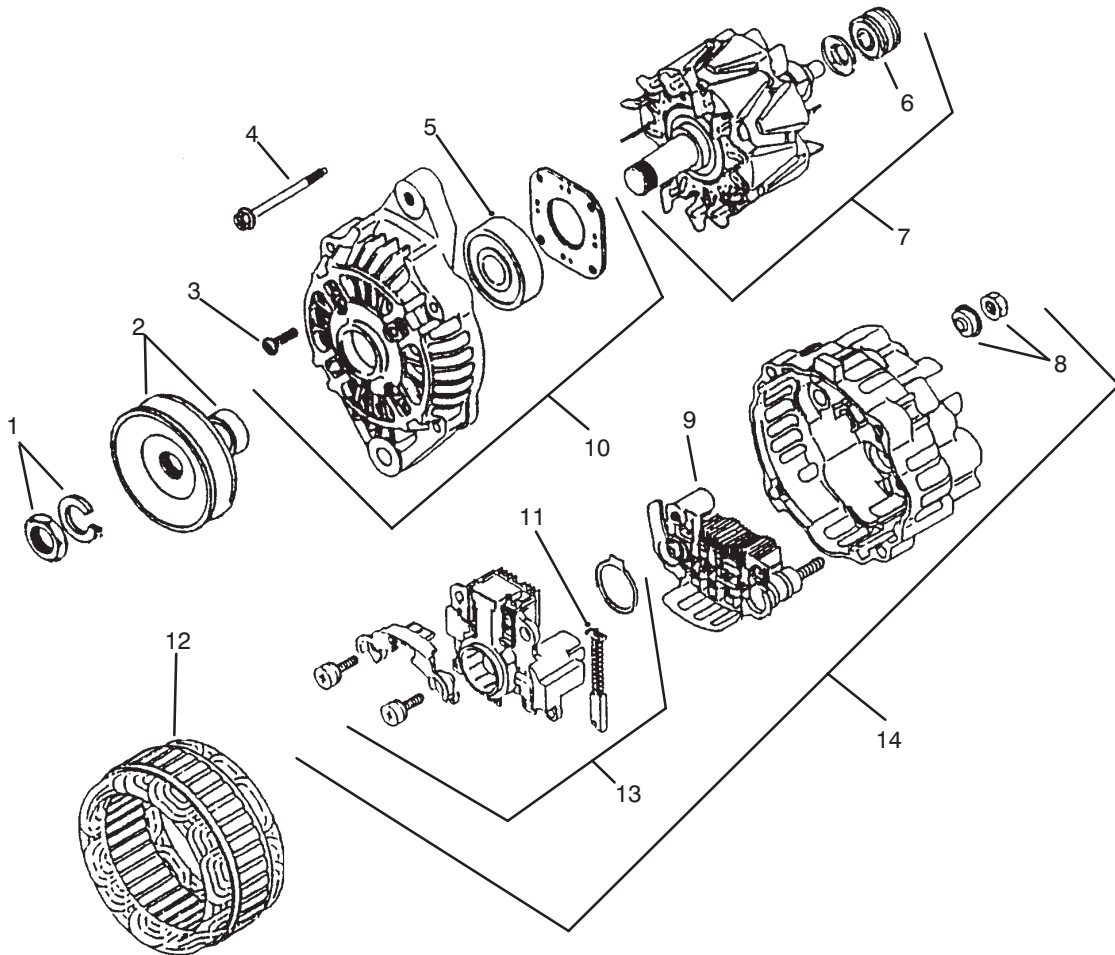
T-1903

## STARTER ASSEMBLY

| Ref. No. | Part No. | Description                   | No. Used |
|----------|----------|-------------------------------|----------|
| 1        | 93-3576  | Stopper Set                   | 1        |
| 2        | 93-3567  | Pinion Set<br>(Incl. Ref. #1) | 1        |
| 3        | 93-3556  | Screw Set<br>(Incl. Ref. #19) | 1        |
| 4        | 93-3557  | Assembly - Bracket, Front     | 1        |
| 5        | 93-3558  | Assembly - Lever              | 1        |
| 6        | 93-3559  | Spring Set                    | 1        |
| 7        | 93-3560  | Assembly - Bracket, Center    | 1        |
| 8        | 93-3561  | Assembly - Switch             | 1        |
| 9        | 93-3572  | Bolt Set                      | 1        |
| 10       | 93-3570  | Cover Set                     | 1        |
| 11       | 93-3569  | Gear                          | 1        |
| 12       | 67-4790  | Assembly - Shaft, Pinion      | 1        |
| 13       | 93-3563  | Bearing - Front               | 1        |
| 14       | 93-3564  | Bearing - Rear                | 1        |

| Ref. No. | Part No. | Description  | No. Used |
|----------|----------|--|----------|
| 15       | 93-3571  | Assembly - Yoke                                      | 1        |
| 16       | 93-3573  | Assembly - Holder<br>(Incl. Ref. 20)                 | 1        |
| 17       | 93-3575  | Assembly - Bracket, Rear                             | 1        |
| 18       | 93-3565  | Bolt Set   | 2        |
| 19       | 93-3556  | Screw  | 1        |
| 20       | 93-3574  | Spring - Brush                                       | 4        |
| 21       | 93-3568  | Gear Set<br>(Incl. Ref. #11-12)                      | 1        |
| *        | 93-3566  | Assembly - Shaft, Clutch<br>(Incl. Ref. #2, 10 & 21) | 1        |
| *        | 93-3562  | Armature Set<br>(Incl. Ref. #13-14)                  | 1        |
| *        | 93-3555  | Assembly - Starter<br>(Incl. Ref. #1-21)             | 1        |

\*Not Illustrated



T-1904

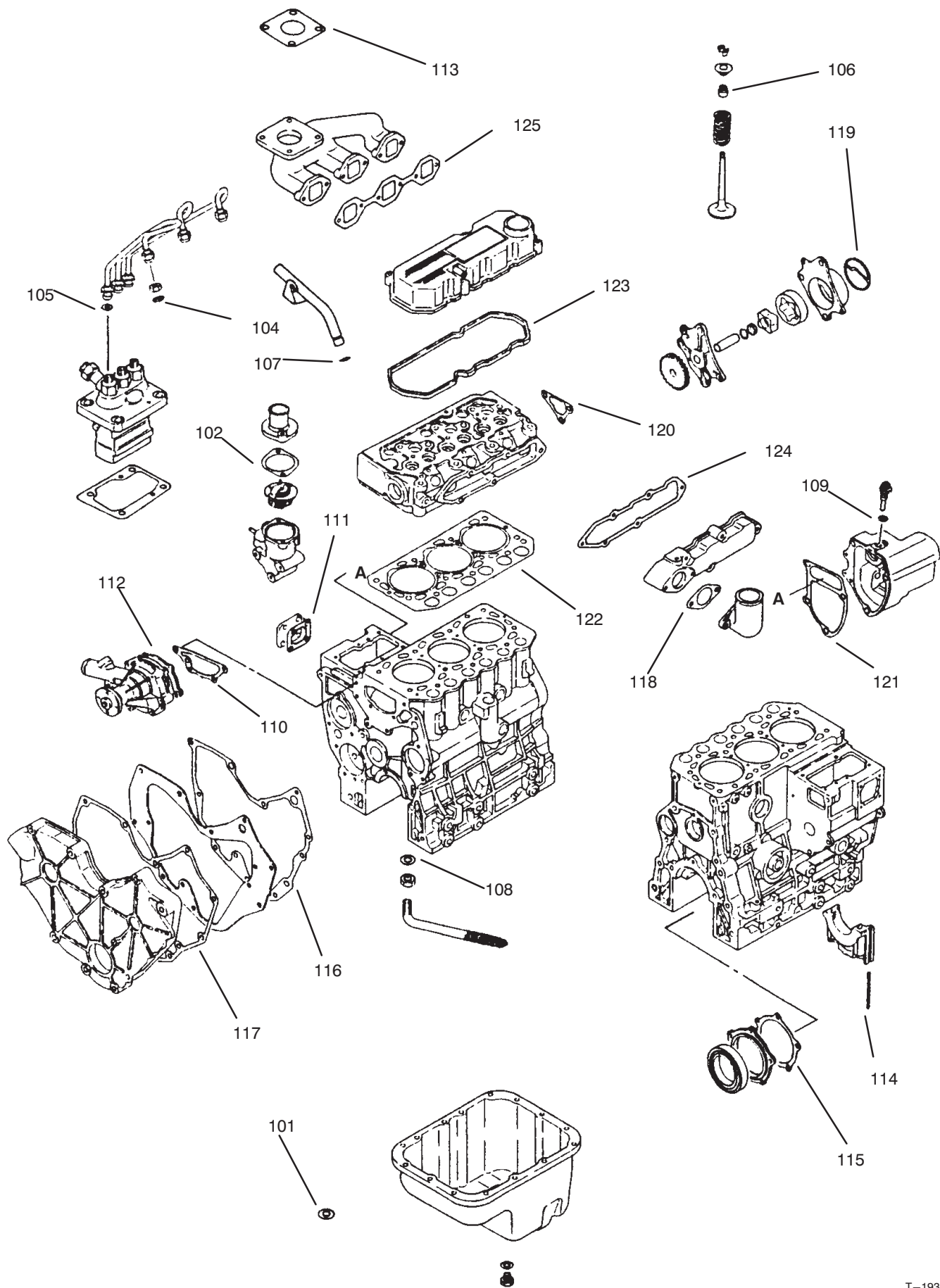
## ALTERNATOR ASSEMBLY

| Ref. No. | Part No. | Description       | No. Used |
|----------|----------|-------------------|----------|
| 1        | 93-3578  | Nut - Set         | 1        |
| 2        | 93-3579  | Assembly - Pulley | 1        |
| 3        | 93-3582  | Screw Set         | 1        |
| 4        | 93-3580  | Bolt Set          | 1        |
| 5        | 93-3583  | Bearing - Front   | 1        |
| 6        | 93-3585  | Bearing - Rear    | 1        |
| 7        | 93-3584  | Assembly - Rotor  | 1        |
| 8        | 93-3591  | Nut - Set         | 1        |

| Ref. No. | Part No. | Description                                 | No. Used |
|----------|----------|---|----------|
| 9        | 93-3590  | Assembly - Rectifier                        | 1        |
| 10       | 93-3581  | Assembly - Bracket, Front                   | 1        |
| 11       | 93-3589  | Brush                                       | 2        |
| 12       | 93-3586  | Assembly - Stator                           | 1        |
| 13       | 93-3588  | Regulator Set                               | 1        |
| 14       | 93-3587  | Assembly - Bracket, Rear                    | 1        |
| *        | 93-3577  | Assembly - Alternator<br>(Incl. Ref. #1-14) | 1        |

\*Not Illustrated

# OVERHAUL GASKET KIT

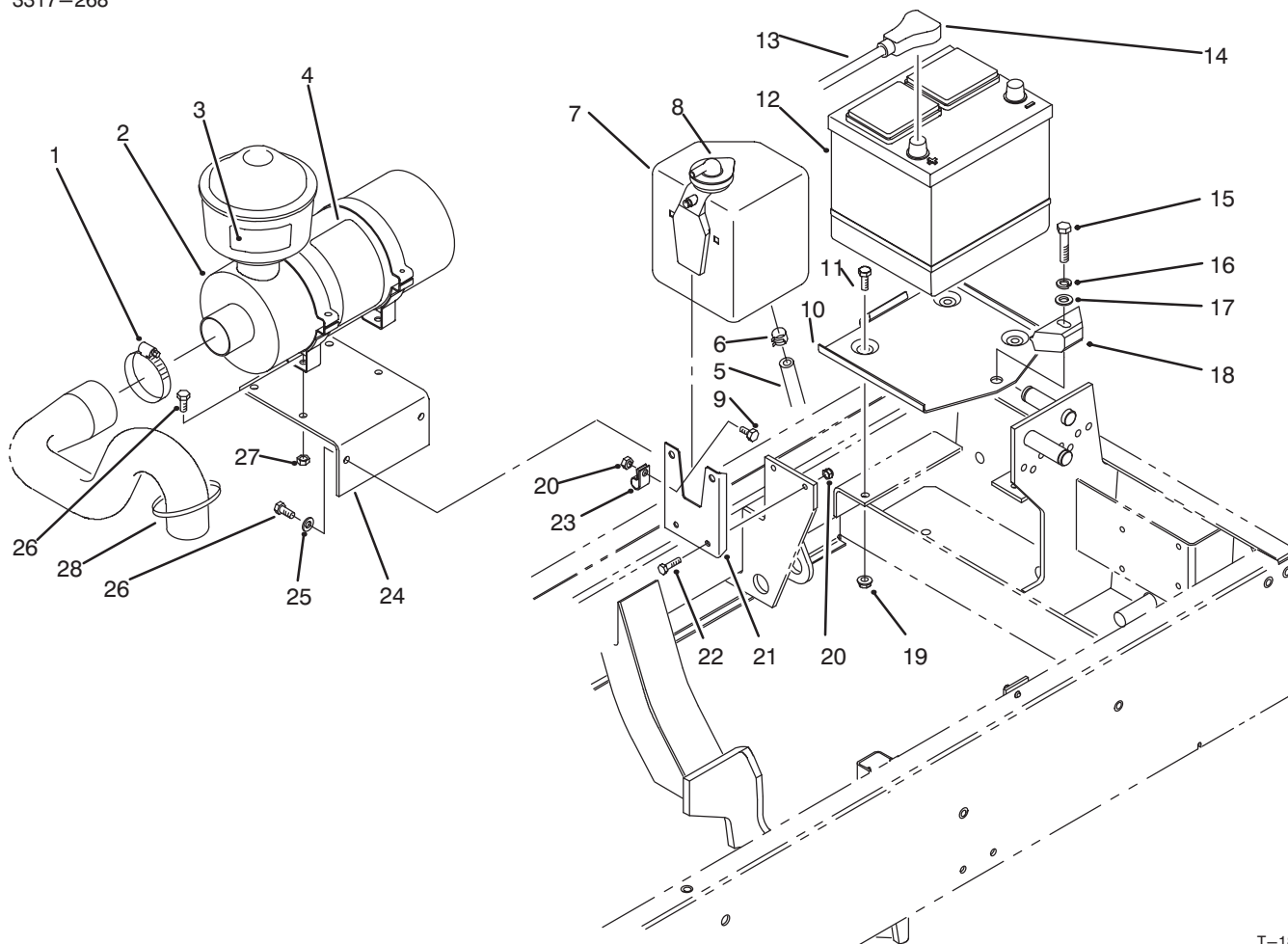


# OVERHAUL GASKET KIT

| Ref. No. | Part No. | Description            | No. Used |
|----------|----------|------------------------|----------|
| 101      | 93-3417  | Gasket                 | 1        |
| 102      | 42-7550  | Gasket                 | 1        |
| 104      | 67-3440  | Gasket - Fuel Return   | 3        |
| 105      | 67-3390  | Gasket - Holder        | 3        |
| 106      | 92-1961  | Seal - Valve Stem      | 6        |
| 107      | 42-8830  | O-Ring                 | 1        |
| 108      | 93-3414  | Gasket                 | 1        |
| 109      | 93-3527  | Gasket                 | 1        |
| 110      | 93-3455  | Gasket - Water Pump    | 1        |
| 111      | 93-3361  | Gasket - Tie Rod Cover | 1        |
| 112      | 93-3453  | Gasket - Water Pump    | 1        |
| 113      | 93-3423  | Gasket                 | 1        |
| 114      | 93-3383  | Seal - Side            | 4        |

| Ref. No. | Part No. | Description            | No. Used |
|----------|----------|------------------------|----------|
| 115      | 93-3391  | Gasket - Oil Seal Case | 1        |
| 116      | 93-3447  | Gasket - Front Plate   | 1        |
| 117      | 93-3445  | Gasket - Gear          | 1        |
| 118      | 93-3441  | Gasket - Inlet Pipe    | 1        |
| 119      | 93-3593  | Packing - Body         | 1        |
| 120      | 93-3521  | Gasket - Thermo Case   | 1        |
| 121      | 93-3548  | Gasket - Governor Case | 1        |
| 122      | 93-3431  | Gasket - Cylinder Head | 1        |
| 123      | 93-3424  | Gasket - Rocker        | 1        |
| 124      | 93-3434  | Gasket - Inlet Cover   | 1        |
| 125      | 93-3436  | Gasket - Exhaust       | 1        |
| *        | 93-3592  | Kit- Gasket, Complete  | 1        |

\*Not Illustrated



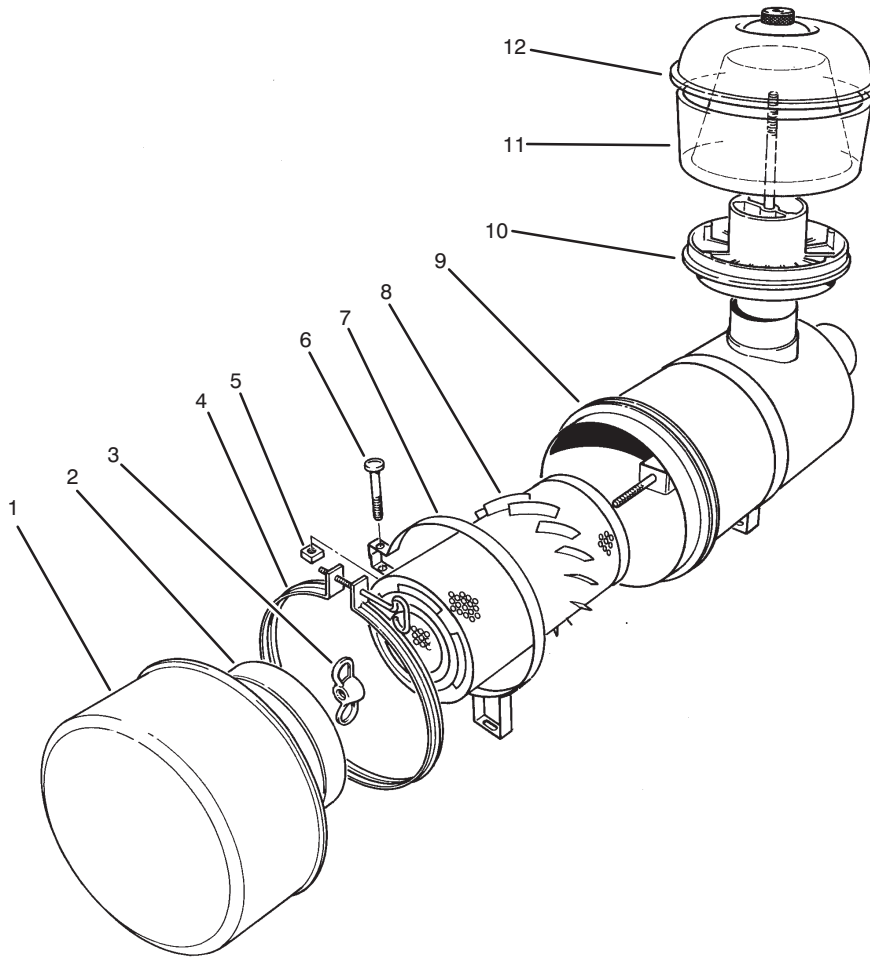
T-1881

## ENGINE COMPONENTS ASSEMBLY

| Ref. No. | Part No. | Description                                  | No. Used |
|----------|----------|--|----------|
| 1        | 2412-42  | Clamp – Hose                                 | 1        |
| 2        | 48-4220  | Assembly – Air Cleaner<br>(Incl. Ref. #4)    | 1        |
| ‡3       | 67-1700  | Decal – Starting Fluid<br>(English)          | 1        |
| ‡4       | 27-7160  | Decal – Instructions                         | 1        |
| 5        | 75-2851  | Hose – Expansion Tank                        | 1        |
| 6        | 92-2379  | Clamp – Hose                                 | 1        |
| 7        | 63-7380  | Assembly – Expansion Tank<br>(Incl. Ref. #8) | 1        |
| 8        | 71-1520  | Cap – Expansion Tank                         | 1        |
| 9        | 321-3    | Screw – Cap Hex. Hd.                         | 1        |
| 10       | 66-2330  | Base – Battery                               | 1        |
| 11       | 322-4    | Screw – Cap Hex. Hd.                         | 3        |
| 12       |          | Battery<br>(Type 26, 530 Amp.)               | 1        |
| 13       | 75-1370  | Asm. – Battery Cable (+)<br>(Incl. Ref. #14) | 1        |

| Ref. No. | Part No. | Description              | No. Used |
|----------|----------|--------------------------|----------|
| 14       | 28-1280  | Boot – Cable             | 1        |
| 15       | 323-9    | Screw – Cap Hex. Hd.     | 1        |
| 16       | 3253-21  | Washer – Lock            | 1        |
| 17       | 3256-24  | Washer – Flat            | 1        |
| 18       | 66-2490  | Clamp – Battery          | 1        |
| 19       | 32128-20 | Nut – Lock               | 3        |
| 20       | 3296-42  | Nut – Lock               | 3        |
| 21       | 75-4250  | Bracket – Expansion Tank | 1        |
| 22       | 321-6    | Screw – Cap Hex. Hd.     | 2        |
| 23       | 2412-93  | Clamp – R                | 1        |
| 24       | 75-3140  | Bracket – Air Cleaner    | 1        |
| 25       | 3256-23  | Washer – Flat            | 2        |
| 26       | 322-3    | Screw – Cap Hex. Hd.     | 6        |
| 27       | 3296-29  | Nut – Lock               | 4        |
| 28       | 3290-378 | Tie – Cable              | 1        |

‡For different language versions of this part, see International Parts Reference.



T-0126

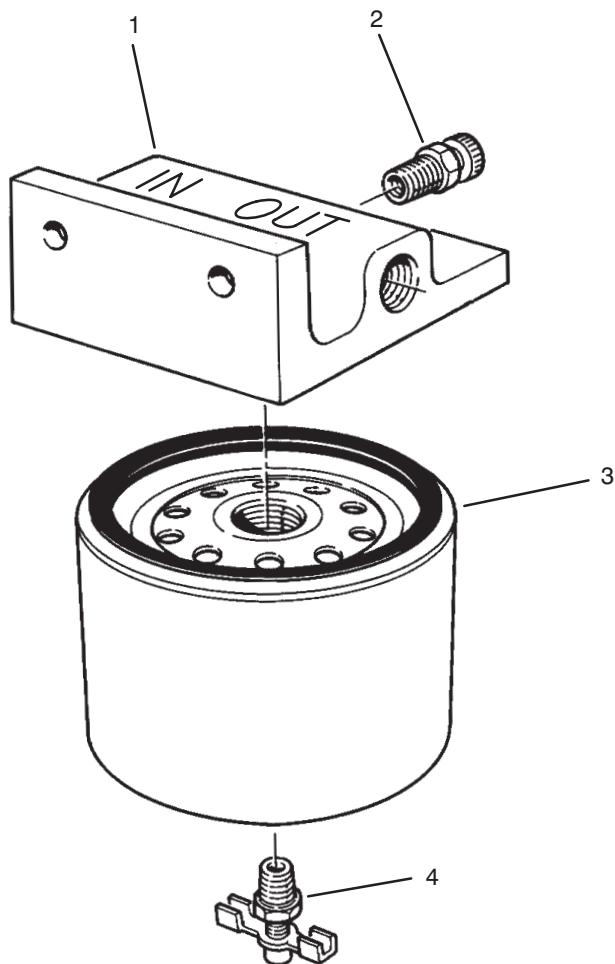
## AIR CLEANER ASSEMBLY

| Ref. No. | Part No. | Description                            | No. Used |
|----------|----------|--|----------|
| 1        | 27-7150  | Assembly - Cup                         | 1        |
| 2        | 27-7140  | Baffle                                 | 1        |
| 3        | 27-7120  | Nut                                    | 1        |
| 4        | 27-7130  | Assembly - Clamp                       | 1        |
| 5        | 32107-11 | Nut-Square                             | 2        |
| 6        | 3258-19  | Screw - Machine                        | 2        |
| 7        | 27-7170  | Assembly - Band<br>(Incl. Ref. #5 & 6) | 2        |
| 8        | 27-7110  | Assembly - Element                     | 1        |

| Ref. No. | Part No. | Description                                     | No. Used |
|----------|----------|---|----------|
| 9†       |          | Housing   | 1        |
| 10       | 62-6300  | Assembly - Sleeve                               | 1        |
| 11       | 33-1270  | Bowl  | 1        |
| 12       | 33-1260  | Assembly - Cover                                | 1        |
| *        | 48-7430  | Assembly - Pre-Cleaner<br>(Incl. Ref. #10-12)   | 1        |
| *        | 48-4220  | Assembly - Air Filter<br>(Incl. Ref. #1-4, 8-9) | 1        |
| *        | 27-7220  | Air Cleaner Soap                                | 1        |

\*Not Illustrated

†Not Serviceable Separately



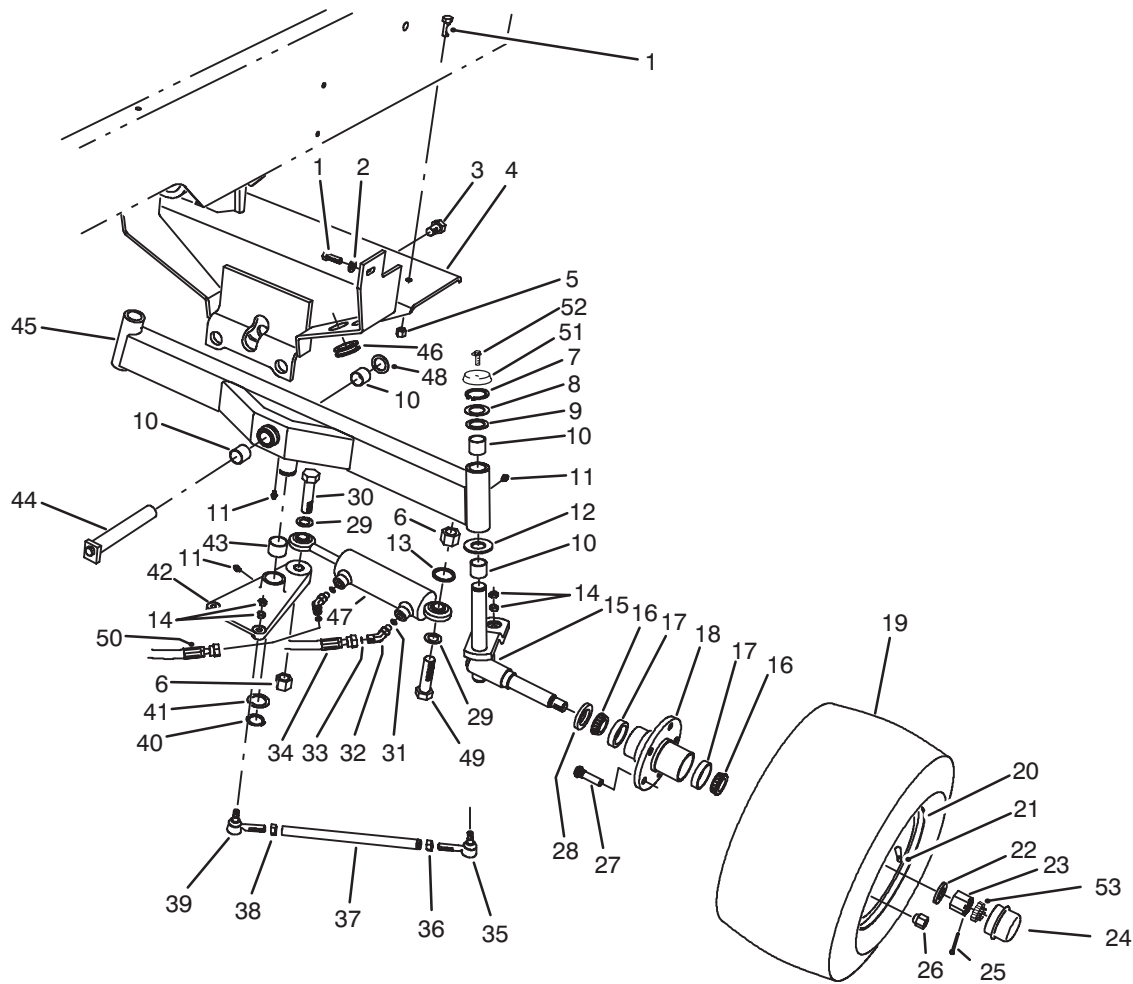
T-1934

## FUEL FILTER ASSEMBLY

| Ref. No. | Part No. | Description                          | No. Used |
|----------|----------|--------------------------------------|----------|
| 1        | 63-8280  | Head-Filter, Fuel<br>(Incl. Ref. #2) | 1        |
| 2        | 63-8290  | Vent-Air                             | 1        |
| 3        | 63-8300  | Element-Spin-On<br>(Incl. Ref. #4)   | 1        |

| Ref. No. | Part No. | Description            | No. Used |
|----------|----------|------------------------|----------|
| 4        | 63-8310  | Valve-Drain            | 1        |
| *        | 63-8300  | Assembly - Fuel Filter | 1        |

\*Not Illustrated



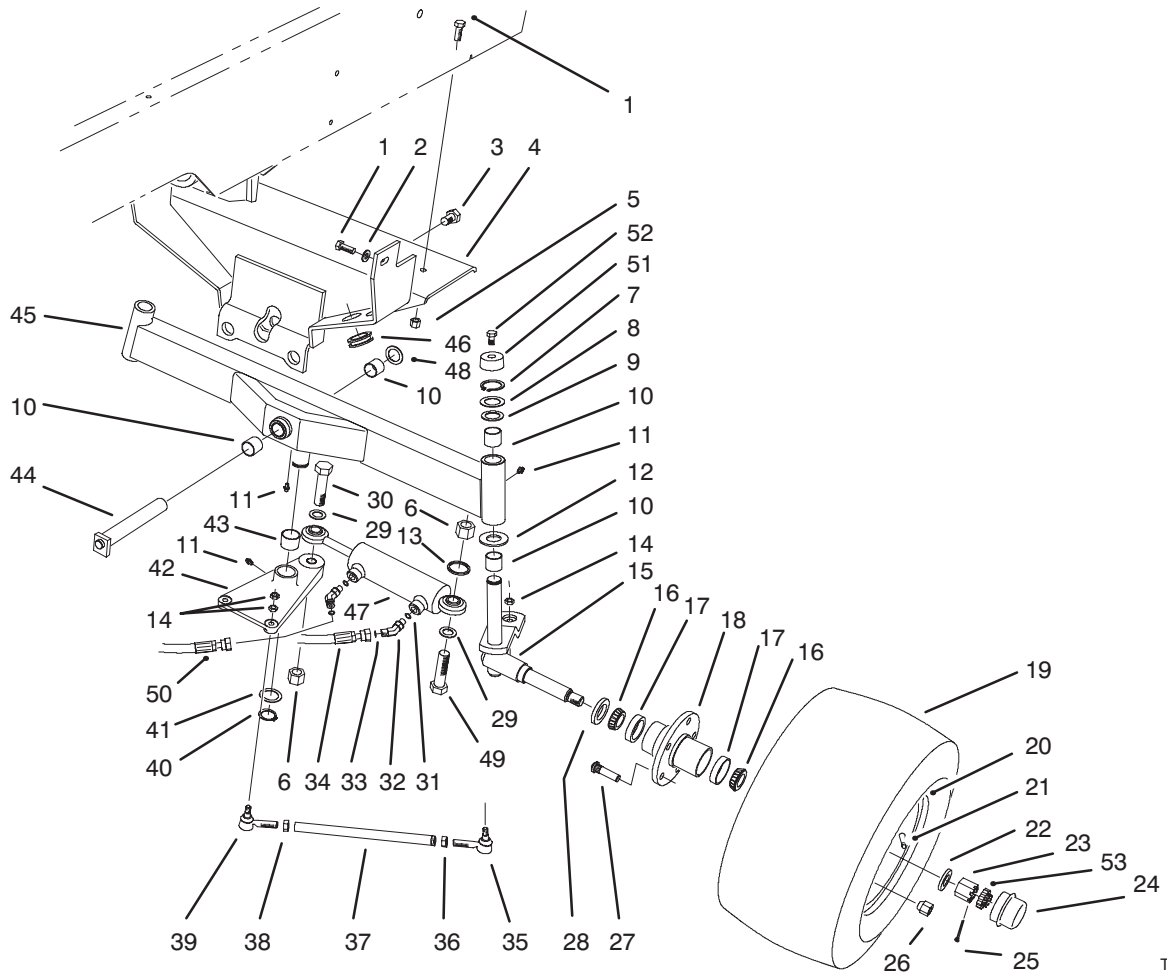
T-1915

## REAR AXLE ASSEMBLY

| Ref. No. | Part No. | Description          | No. Used |
|----------|----------|----------------------|----------|
| 1        | 323-7    | Screw - Cap Hex. Hd. | 4        |
| 2        | 3256-24  | Washer - Flat        | 2        |
| 3        | 327-2    | Screw - Cap Hex. Hd. | 1        |
| 4        | 93-0064  | Support - Rear Axle  | 1        |
| 5        | 3296-39  | Nut - Lock           | 2        |
| 6        | 32153-6  | Nut - Lock           | 2        |
| 7        | 32151-36 | Ring - Retaining     | 2        |
| 8        | 5-1226   | Washer - Shim        | A/R      |
| 9        | 10-8110  | Washer - Thrust      | 2        |
| 10       | 67-1751  | Bushing - Sleeve     | 6        |
| 11       | 302-5    | Fitting - Grease     | 4        |
| 12       | 256-121  | Washer - Thrust      | 2        |
| 13       | 67-7250  | Spacer - Cylinder    | 1        |
| 14       | 3220-3   | Nut - Jam            | 8        |
| 15       | 93-7001  | Spindle - Rear L.H.  | 1        |
| *        | 93-7000  | Spindle - Rear R.H.  | 1        |
| 16       | 254-94   | Cone - Bearing       | 4        |
| 17       | 254-72   | Cup - Bearing        | 4        |
| 18       | 21-2820  | Hub - Rear Wheel     | 2        |
| 19       | 231-141  | Tire                 | 2        |
| 20       | 217-121  | Rim                  | 2        |
| 21       | 232-35   | Stem - Valve         | 2        |
| 22       | 93-0309  | Washer - Tab         | 2        |

| Ref. No. | Part No. | Description                                      | No. Used |
|----------|----------|--|----------|
| 23       | 3220-7   | Nut - Jam  | 2        |
| 24       | 241-119  | Cap - Dust                                       | 2        |
| 25       | 3272-13  | Pin - Cotter                                     | 2        |
| 26       | 242-50   | Nut - Lug  | 10       |
| 27       | 10-6830  | Stud - Drive                                     | 10       |
| 28       | 253-129  | Seal - Grease                                    | 2        |
| 29       | 67-9410  | Washer - Thrust                                  | 2        |
| 30       | 328-25   | Screw - Cap Hex. Hd.                             | 1        |
| 31       | 237-78   | O-Ring   | 2        |
| 32       | 340-103  | Fitting - Hydraulic 45°<br>(Incl. Ref. #31 & 33) | 2        |
| 33       | 237-21   | O-Ring   | 2        |
| 34       | 75-6220  | Hose - Hydraulic                                 | 1        |
| 35       | 21-0140  | Joint - Ball                                     | 2        |
| 36       | 3220-5   | Nut - Jam  | 2        |
| 37       | 75-3130  | Rod - Tie  | 2        |
| 38       | 3220-12  | Nut - Jam L.H. Thread                            | 2        |
| 39       | 21-0151  | Joint - Ball L.H. Thread                         | 2        |
| 40       | 32151-77 | Ring - Retaining                                 | 1        |
| 41       | 76-2980  | Washer - Thrust                                  | 1        |
| 42       | 75-4410  | Assembly - Pivot Plate<br>(Incl. Ref. #11 & 43)  | 1        |
| 43       | 76-2970  | Bushing - Sleeve                                 | 2        |

\*Not Illustrated

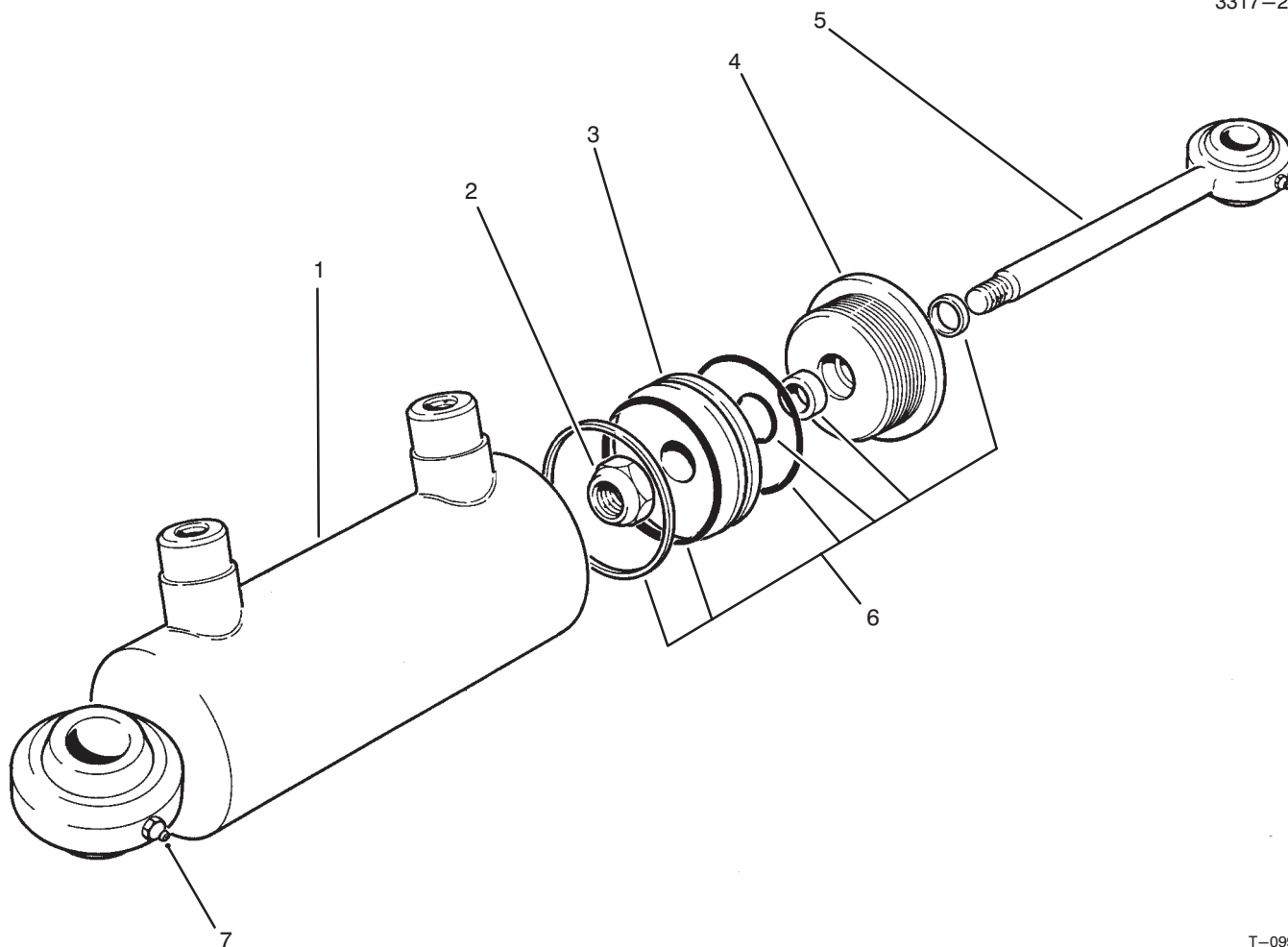


T-1915

## REAR AXLE ASSEMBLY (Continued)

| Ref. No. | Part No. | Description                                   | No. Used |
|----------|----------|---|----------|
| 44       | 75-4180  | Pin – Rear Axle Pivot                         | 1        |
| 45       | 75-2900  | Assembly – Rear Axle<br>(Incl. Ref. #10 & 11) | 1        |
| 46       | 237-165  | Grommet                                       | 2        |
| 47       | 75-1200  | Asm. – Hydraulic Cylinder                     | 1        |

| Ref. No. | Part No. | Description            | No. Used |
|----------|----------|------------------------|----------|
| 48       | 5-1226   | Washer – Thrust        | 1        |
| 49       | 328-27   | Screw – Cap Hex. Hd.   | 1        |
| 50       | 75-6230  | Hose – Hydraulic       | 1        |
| 51       | 66-2990  | Cap – Spindle          | 2        |
| 52       | 3234-13  | Screw – Cap Flange Hd. | 2        |



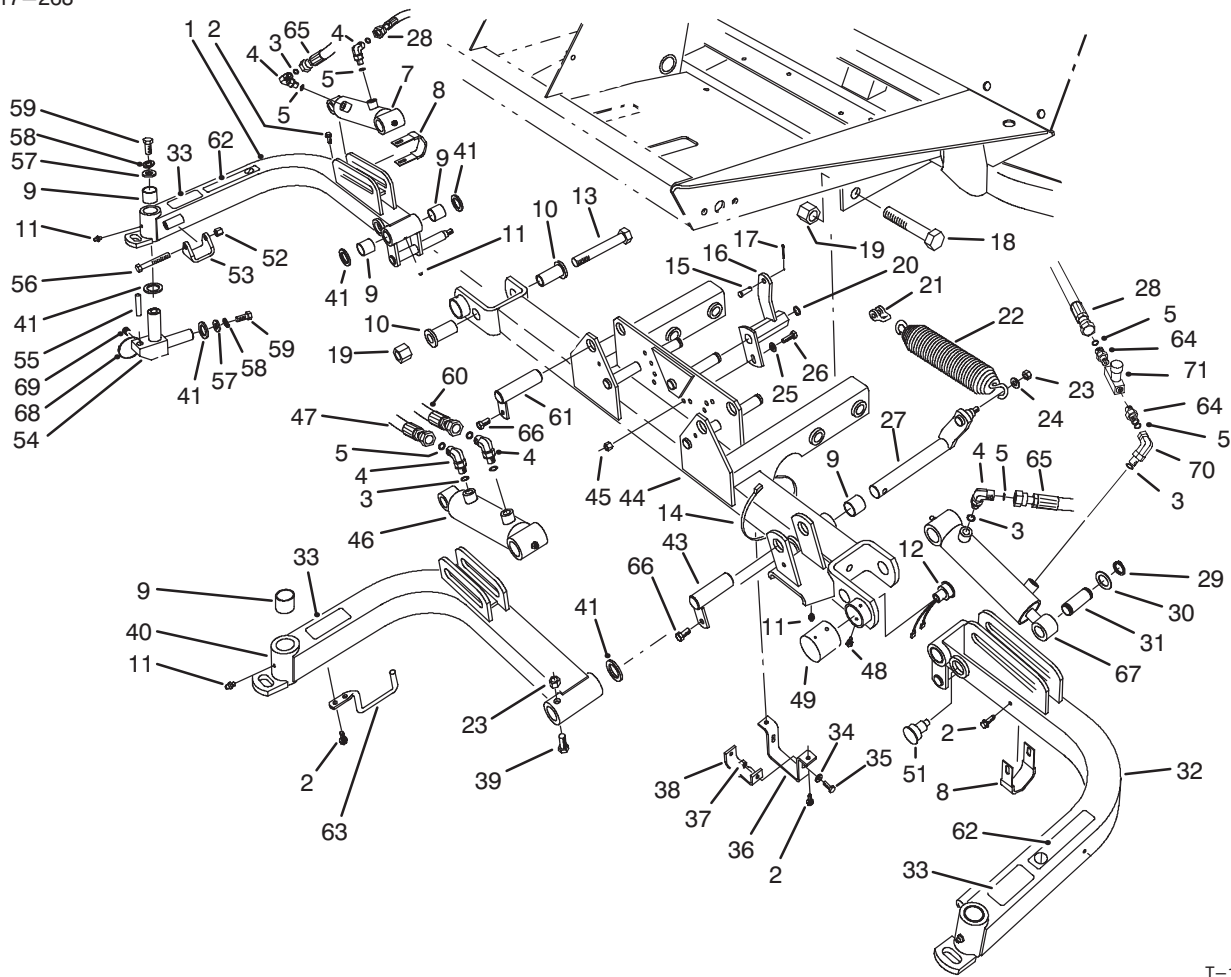
T-0996

## HYDRAULIC CYLINDER NO. 75-1200

| Ref. No. | Part No. | Description       | No. Used |
|----------|----------|-------------------|----------|
| †1       |          | Assembly – Barrel | 1        |
| 2        | 75-1210  | Nut-Lock          | 1        |
| 3        | 75-1220  | Piston            | 1        |
| 4        | 75-1260  | Head-Internal     | 1        |

| Ref. No. | Part No. | Description           | No. Used |
|----------|----------|-----------------------|----------|
| 5        | 75-1230  | Assembly – Piston Rod | 1        |
| 6        | 75-1250  | Seal Kit              | 1        |
| 7        | 302-5    | Fitting – Grease      | 2        |

†Not Serviced Separately



T-1059A

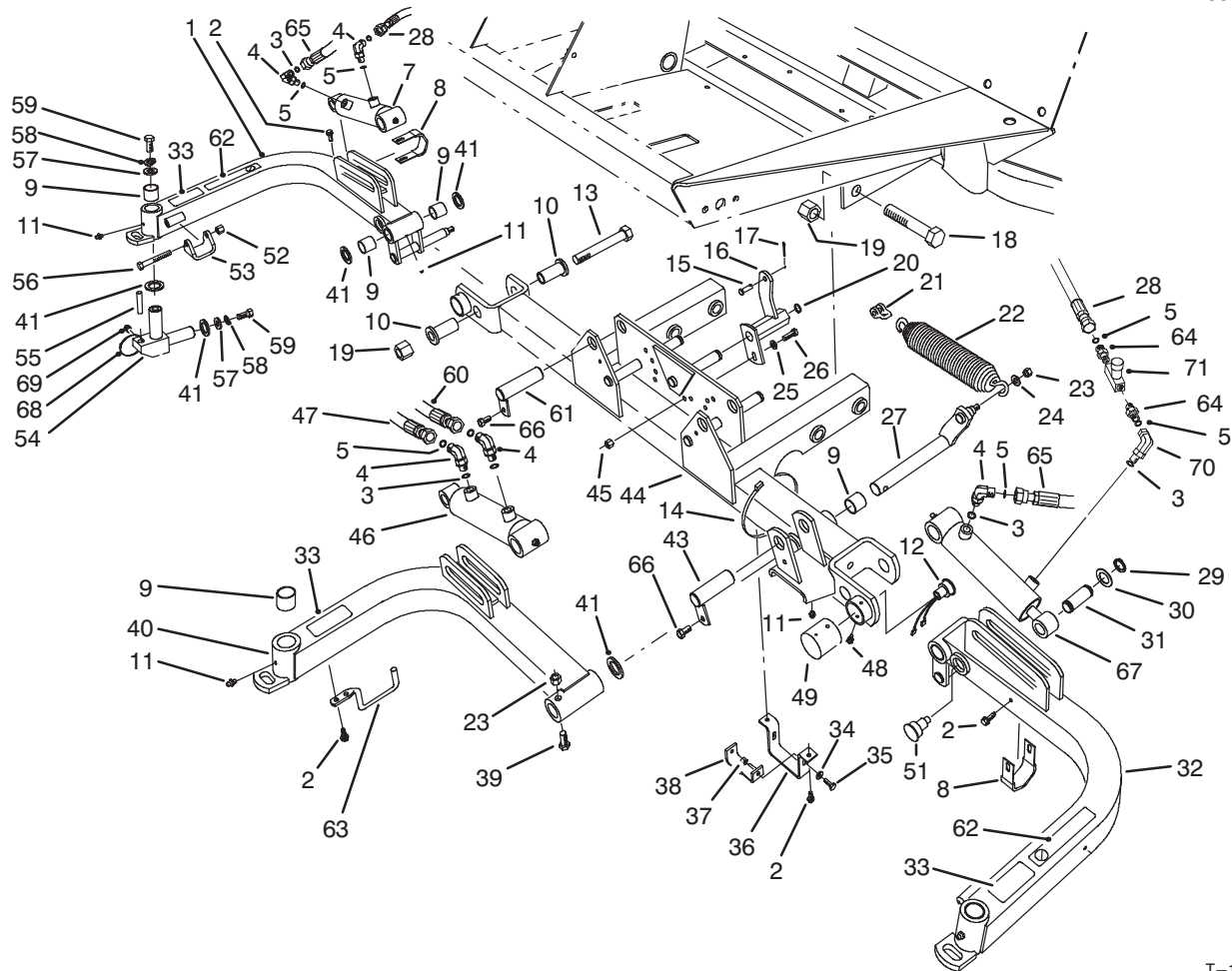
## FRONT LIFT ARMS ASSEMBLY

| Ref. No. | Part No. | Description                                      | No. Used |
|----------|----------|--|----------|
| 1        | 75-5450  | Assembly - Lift Arm R.H.<br>(Incl. Ref. #9 & 11) | 1        |
| 2        | 49-2040  | Screw - Thread Forming                           | 8        |
| 3        | 237-78   | O-Ring   | 6        |
| 4        | 340-132  | Fitting - Hydraulic 90°<br>(Incl. Ref. #3 & 5)   | 5        |
| 5        | 237-21   | Seal - O-Ring                                    | 8        |
| 7        | 83-7480  | Asm. - Hydraulic Cylinder                        | 1        |
| 8        | 75-5330  | Clamp - Hose                                     | 2        |
| 9        | 67-1750  | Bushing - Sleeve                                 | 12       |
| 10       | 84-8320  | Insert - Hinge                                   | 4        |
| 11       | 302-5    | Fitting - Grease                                 | 6        |
| 12       | 92-8002  | Sensor - Reed Switch                             | 1        |
| 13       | 328-12   | Screw - Cap Hex. Hd.                             | 2        |
| 14       | 3290-379 | Tie - Cable                                      | 3        |
| 15       | 283-6    | Pin - Clevis                                     | 3        |
| 16       | 75-5210  | Bracket - Spring Center                          | 1        |
| *        | 75-5200  | Bracket - Spring R.H.                            | 1        |
| *        | 75-5220  | Bracket - Spring L.H.                            | 1        |
| 17       | 3272-10  | Pin - Cotter                                     | 3        |
| 18       | 328-7    | Screw - Cap Hex. Hd.                             | 4        |
| 19       | 3296-51  | Nut - Lock                                       | 6        |
| 20       | 32151-48 | Ring - Retaining                                 | 3        |

| Ref. No. | Part No. | Description   | No. Used |
|----------|----------|---|----------|
| 21       | 282-4    | Clevis - Spring                                     | 3        |
| 22       | 5-0743   | Spring - Extension                                  | 3        |
| 23       | 3296-44  | Nut - Lock  | 4        |
| 24       | 3256-24  | Washer - Flat                                       | 3        |
| 25       | 3256-23  | Washer - Flat                                       | 3        |
| 26       | 322-5    | Screw - Cap Hex. Hd.                                | 3        |
| 27       | 75-4550  | Shaft - Center Arm Pivot                            | 1        |
| 28       | 75-5890  | Hose - Hydraulic                                    | 2        |
| 29       | 32120-93 | Ring - Retaining                                    | 6        |
| 30       | 3-6498   | Washer - Thrust                                     | 6        |
| 31       | 75-5350  | Pin - Cylinder Rod End                              | 3        |
| 32       | 75-5460  | Assembly - Lift Arm L.H.<br>(Incl. Ref. #9 & 11)    | 1        |
| ‡33      | 55-4300  | Decal - Warning (English)                           | 3        |
| 34       | 3256-22  | Washer - Flat                                       | 2        |
| 35       | 321-4    | Screw - Cap Hex. Hd.                                | 2        |
| 36       | 75-5370  | Mount - Clamp                                       | 1        |
| 37       | 3296-42  | Nut - Lock  | 2        |
| 38       | 75-5380  | Bracket - Clamp                                     | 1        |
| 39       | 323-11   | Screw - Cap Hex. Hd.                                | 1        |
| 40       | 75-5420  | Assembly - Lift Arm, Center<br>(Incl. Ref. #9 & 11) | 1        |
| 41       | 256-115  | Washer - Thrust                                     | 11       |

\*Not Illustrated

‡For different language versions of this part, see International Parts Reference.



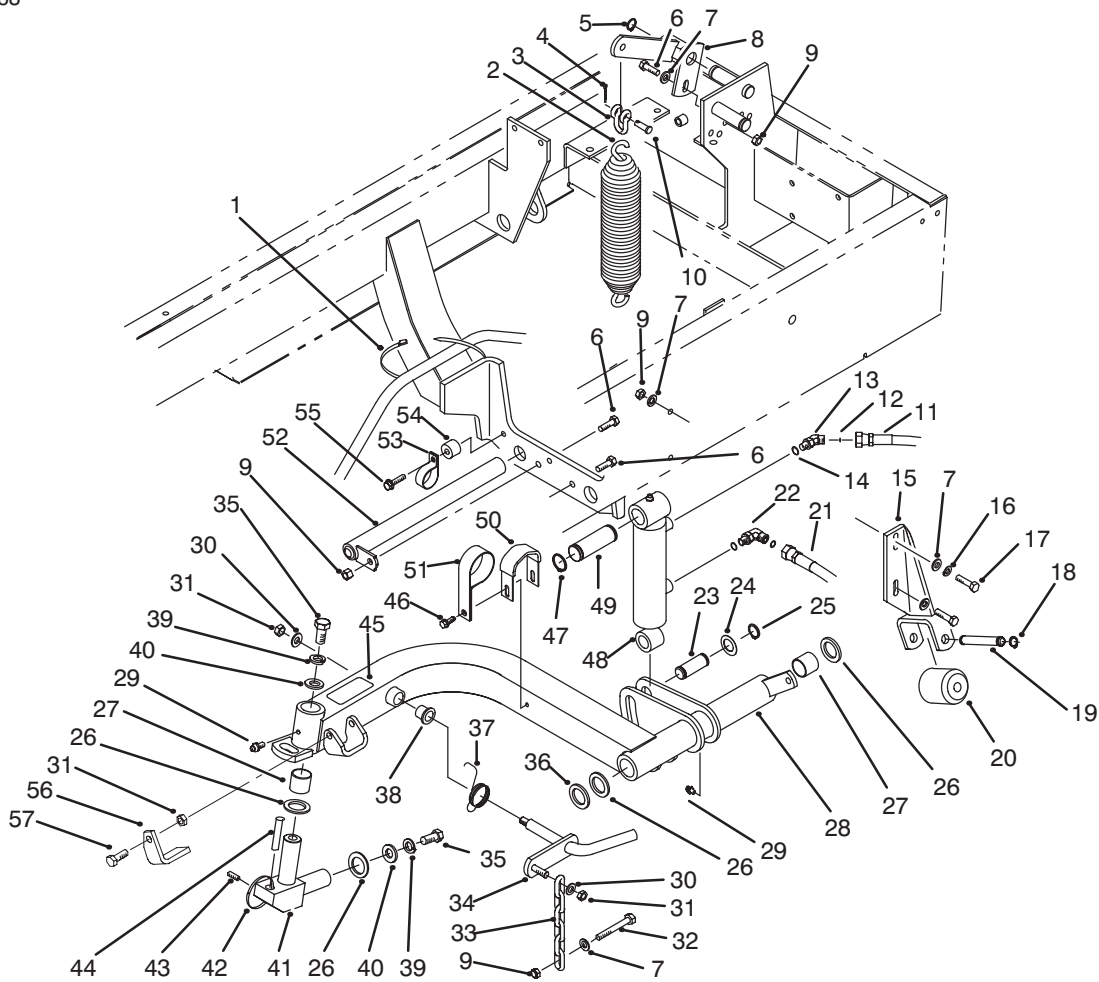
T-1059A

## FRONT LIFT ARMS ASSEMBLY (Continued)

| Ref. No. | Part No.  | Description                                      | No. Used |
|----------|-----------|--|----------|
| 43       | 83-6790   | Pin – Cylinder (Short)                           | 1        |
| 44       | 75-3040   | Assembly – Carrier Frame<br>(Incl. Ref. #9 & 11) | 1        |
| 45       | 3296-29   | Nut – Lock                                       | 3        |
| 46       | 85-9880   | Asm. – Hydraulic Cylinder                        | 1        |
| 47       | 75-5900   | Hose – Hydraulic                                 | 1        |
| 48       | 32104-76  | Screw – Thread Forming                           | 2        |
| 49       | 75-6370   | Cover – Sensor                                   | 1        |
| 51       | 92-8754   | Actuator – Reed Switch                           | 1        |
| 52       | 3296-39   | Nut – Lock                                       | 2        |
| 53       | 75-5410   | Bracket – Arm                                    | 2        |
| 54       | 75-3010   | Joint – Arm                                      | 3        |
| 55       | 32121-122 | Pin – Roll                                       | 3        |
| 56       | 323-12    | Screw – Cap Hex. Hd.                             | 2        |
| 57       | 3256-6    | Washer – Flat                                    | 6        |

| Ref. No. | Part No. | Description                           | No. Used |
|----------|----------|---------------------------------------|----------|
| 58       | 3253-7   | Washer – Lock                         | 6        |
| 59       | 325-4    | Screw – Cap Hex. Hd.                  | 6        |
| 60       | 75-5910  | Hose – Hydraulic                      | 1        |
| 61       | 83-6780  | Pin – Cylinder (Long)                 | 2        |
| ‡62      | 36-3400  | Decal – No Step (English)             | 2        |
| 63       | 75-5300  | Rod – Hose Support                    | 1        |
| 64       | 340-13   | Fitting – Straight<br>(Incl. Ref. #5) | 2        |
| 65       | 82-6490  | Hose – Hydraulic                      | 1        |
| 66       | 32144-14 | Screw – Self Tapping                  | 3        |
| 67       | 83-7490  | Hydraulic Cylinder Asm.               | 1        |
| 68       | 3290-378 | Tie – Cable                           | 5        |
| 69       | 92-9097  | Set Screw                             | 3        |
| 70       | 340-143  | Fitting – Hydraulic 90°               | 1        |
| 71       | 82-8270  | Valve – Flow Control                  | 1        |

‡For different language versions of this part, see International Parts Reference.



T-1880

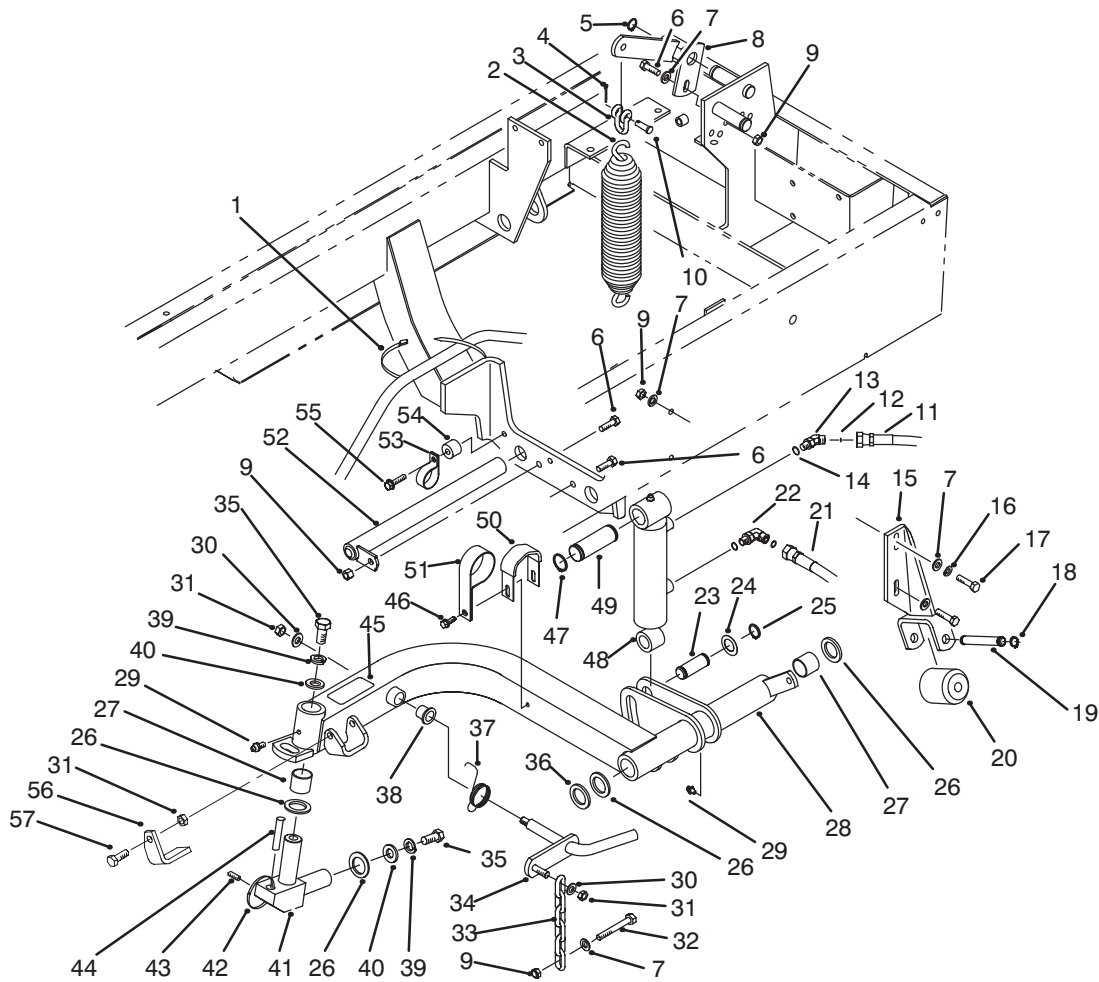
## REAR LIFT ARMS ASSEMBLY

| Ref. No. | Part No. | Description                                      | No. Used |
|----------|----------|--|----------|
| 1        | 3290-379 | Tie - Cable                                      | 1        |
| 2        | 5-0743   | Spring - Counterbalance                          | 2        |
| 3        | 282-4    | Clevis - Spring                                  | 2        |
| 4        | 3272-10  | Pin - Cotter                                     | 2        |
| 5        | 32151-48 | Ring - Retaining                                 | 2        |
| 6        | 322-5    | Screw - Cap Hex. Hd.                             | 3        |
| 7        | 3256-23  | Washer - Flat                                    | 10       |
| 8        | 75-4690  | Bracket - Spring Rear R.H.                       | 1        |
| *        | 75-4650  | Bracket - Spring Rear L.H.                       | 1        |
| 9        | 3296-29  | Nut - Lock                                       | 8        |
| 10       | 283-6    | Pin - Clevis                                     | 2        |
| 11       | 75-6070  | Hose - Hydraulic L.H. (Cap)                      | 1        |
| *        | 75-6080  | Hose - Hydraulic L.H. (Rod)                      | 1        |
| 12       | 237-78   | O-Ring   | 4        |
| 13       | 340-103  | Fitting - Hydraulic 45°<br>(Incl. Ref. #12 & 14) | 1        |
| 14       | 237-21   | O-Ring   | 4        |
| 15       | 75-3810  | Bracket - Roller                                 | 2        |
| 16       | 3253-4   | Washer - Lock                                    | 2        |
| 17       | 322-6    | Screw - Cap Hex. Hd.                             | 4        |
| 18       | 32151-61 | Ring - Retaining                                 | 4        |
| 19       | 75-5400  | Shaft - Roller                                   | 2        |
| 20       | 75-5390  | Roller   | 2        |

| Ref. No. | Part No. | Description  | No. Used |
|----------|----------|--|----------|
| 21       | 75-6180  | Hose - Hydraulic R.H.                                  | 2        |
| 22       | 340-132  | Fitting - Hydraulic 90°<br>(Incl. Ref. #12 & 14)       | 3        |
| 23       | 75-5350  | Pin - Cylinder Rod End                                 | 2        |
| 24       | 3-6498   | Washer - Thrust  | 4        |
| 25       | 32120-93 | Ring - Retaining                                       | 4        |
| 26       | 256-115  | Washer - Thrust  | 8        |
| 27       | 67-1750  | Bushing - Sleeve                                       | 8        |
| 28       | 93-0066  | Asm. - Lift Arm Rear R.H.<br>(Incl. Ref. #27, 29 & 38) | 1        |
| *        | 93-0068  | Asm. - Lift Arm Rear L.H.<br>(Incl. Ref. #27, 29 & 38) | 1        |
| 29       | 302-5    | Fitting - Grease                                       | 4        |
| 30       | 3256-24  | Washer - Flat  | 4        |
| 31       | 3296-39  | Nut - Lock   | 6        |
| 32       | 322-12   | Screw - Cap Hex. Hd.                                   | 2        |
| 33       | 5-1096   | Chain - Cutting Unit                                   | 2        |
| 34       | 75-4590  | Rod - Pivot  | 2        |
| 35       | 325-4    | Screw - Cap Hex. Hd.                                   | 4        |
| 36       | 93-0142  | Bushing - Straight                                     | 2        |
| 37       | 75-4520  | Spring - Torsion R.H.                                  | 1        |
| *        | 75-4530  | Spring - Torsion L.H.                                  | 1        |
| 38       | 256-287  | Bushing - Flange                                       | 4        |

\*Not Illustrated

‡For different language versions of this part, see International Parts Reference.

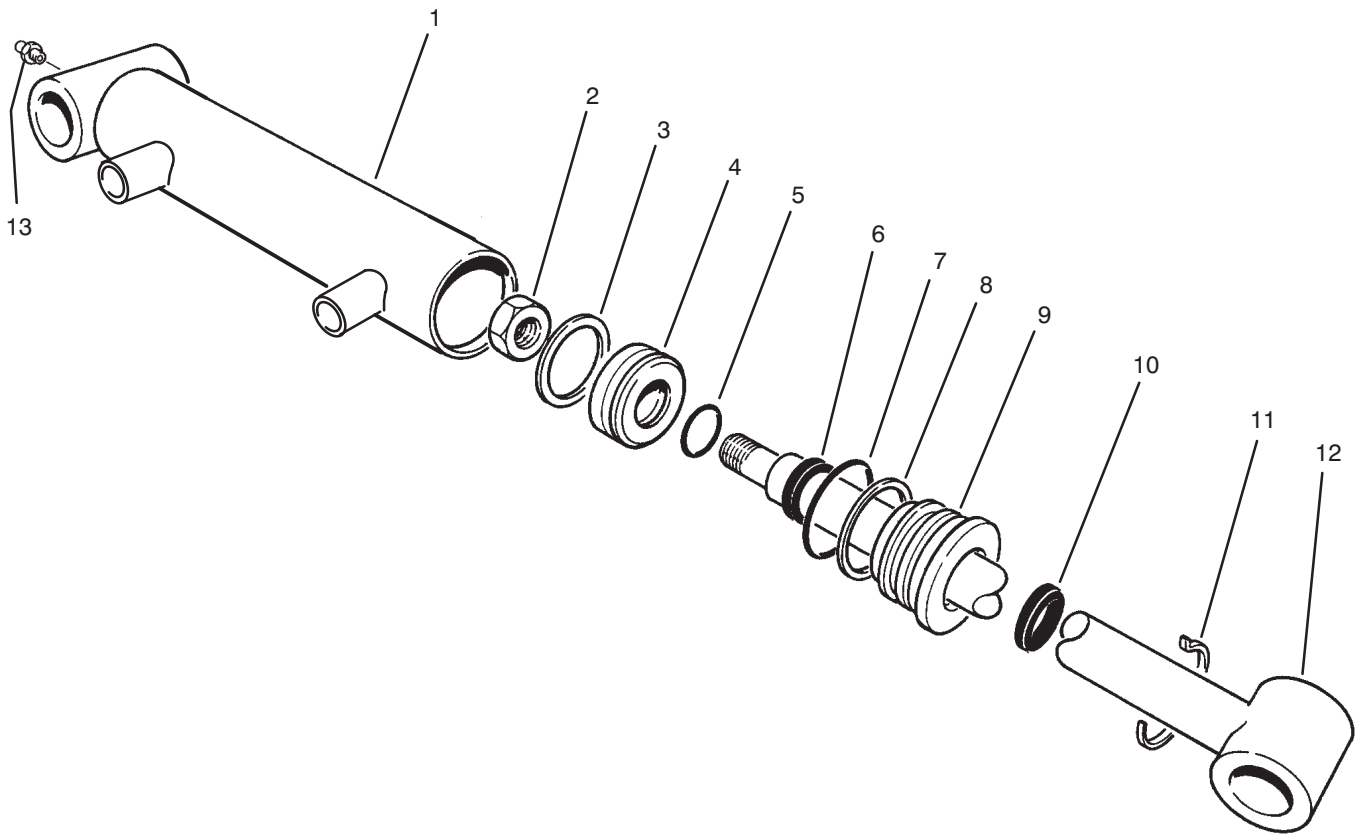


T-1880

## REAR LIFT ARMS ASSEMBLY (Continued)

| Ref. No. | Part No.  | Description               | No. Used | Ref. No. | Part No. | Description  | No. Used |
|----------|-----------|---------------------------|----------|----------|----------|--|----------|
| 39       | 3253-7    | Washer - Lock             | 4        | 50       | 75-5330  | Clamp - Hydraulic Line   | 2        |
| 40       | 3256-6    | Washer - Flat             | 4        | 51       | 2412-107 | Clamp - R<br>(Used on left rear cutting<br>unit lift arm only) | 1        |
| 41       | 75-3010   | Joint - Arm               | 2        | 52       | 93-0069  | Pin - Pivot  | 2        |
| 42       | 3290-378  | Tie - Cable               | 3        | 53       | 2412-74  | Clamp-R  | 2        |
| 43       | 92-9097   | Set Screw                 | 2        | 54       | 92-5791  | Spacer   | 2        |
| 44       | 32121-122 | Pin - Roll                | 2        | 55       | 32144-49 | Screw - Hex. Washer Hd.  | 2        |
| 45       | 55-4300   | Decal - Warning (English) | 2        | 56       | 93-3640  | Stop - Reel  | 1        |
| 46       | 49-2040   | Screw - Thread Forming    | 5        | *        | 83-5170  | Stop - Reel  | 1        |
| 47       | 32151-36  | Ring - Retaining          | 4        | 57       | 323-6    | Screw - Hex Head   | 2        |
| 48       | 93-0079   | Asm. - Hydraulic Cylinder | 2        |          |          |  |          |
| 49       | 75-5360   | Pin - Cylinder Cap End    | 2        |          |          |  |          |

\*Not Illustrated



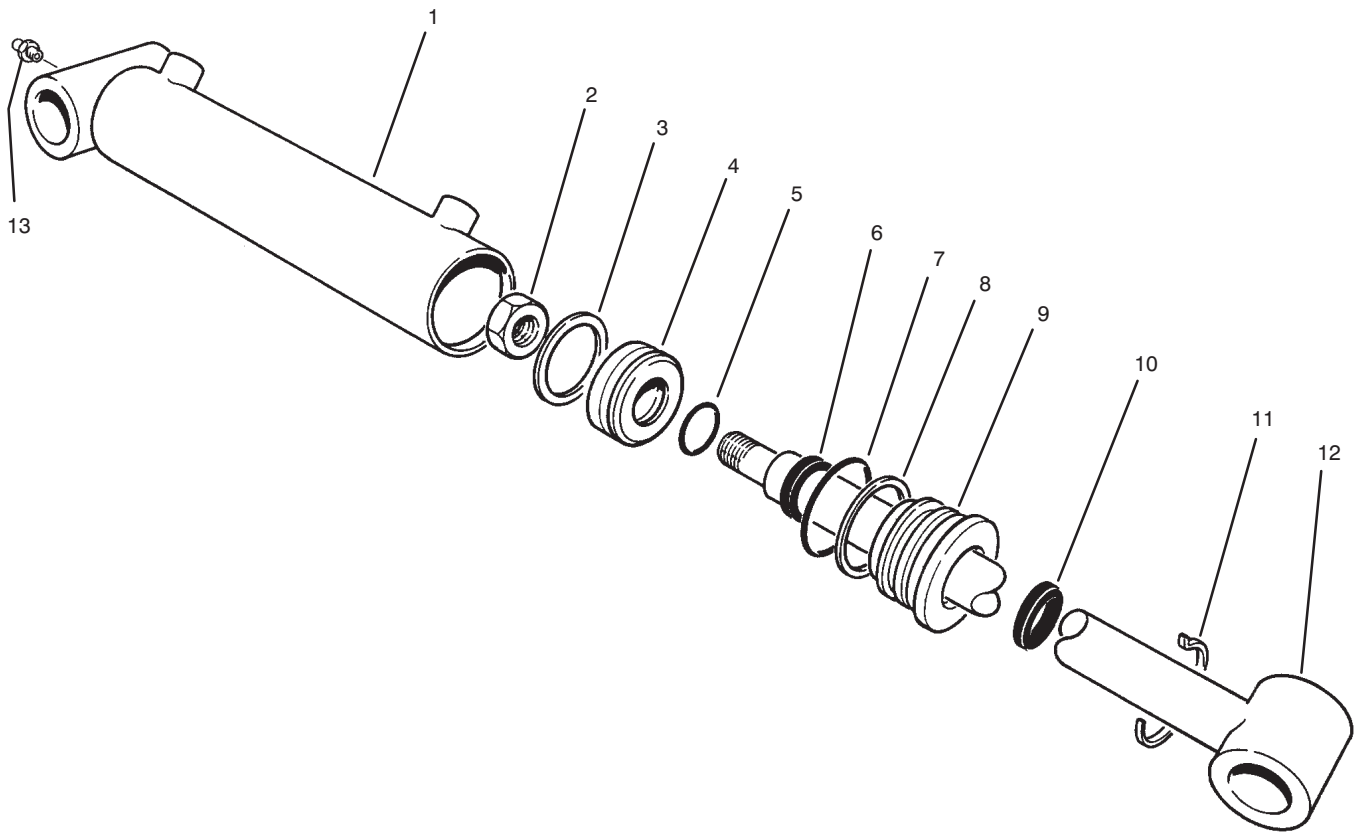
T-1879

## HYDRAULIC CYLINDER NO. 93-0079

| Ref. No. | Part No. | Description       | No. Used |
|----------|----------|-------------------|----------|
| †1       | 93-3134  | Assembly - Barrel | 1        |
| 2        | 32152-10 | Nut               | 1        |
| †3       |          | Uni-ring          | 1        |
| 4        | 70-2780  | Piston            | 1        |
| †5       |          | O-Ring            | 1        |
| †6       |          | Seal - Rod        | 1        |
| †7       |          | O-Ring            | 1        |
| †8       |          | Backup            | 1        |

| Ref. No. | Part No. | Description                                  | No. Used |
|----------|----------|--|----------|
| 9        | 84-1670  | Head   | 1        |
| †10      |          | Seal - Dust                                  | 1        |
| 11       | 84-1680  | Ring - Retaining                             | 1        |
| 12       | 75-3790  | Clevis                                       | 1        |
| 13       | 302-5    | Fitting - Grease                             | 1        |
| *        | 86-7330  | Seal repair Kit<br>(Incl. Ref. #3, 5-8 & 10) | 1        |

\*Not Illustrated  
 †Not Serviced Separately



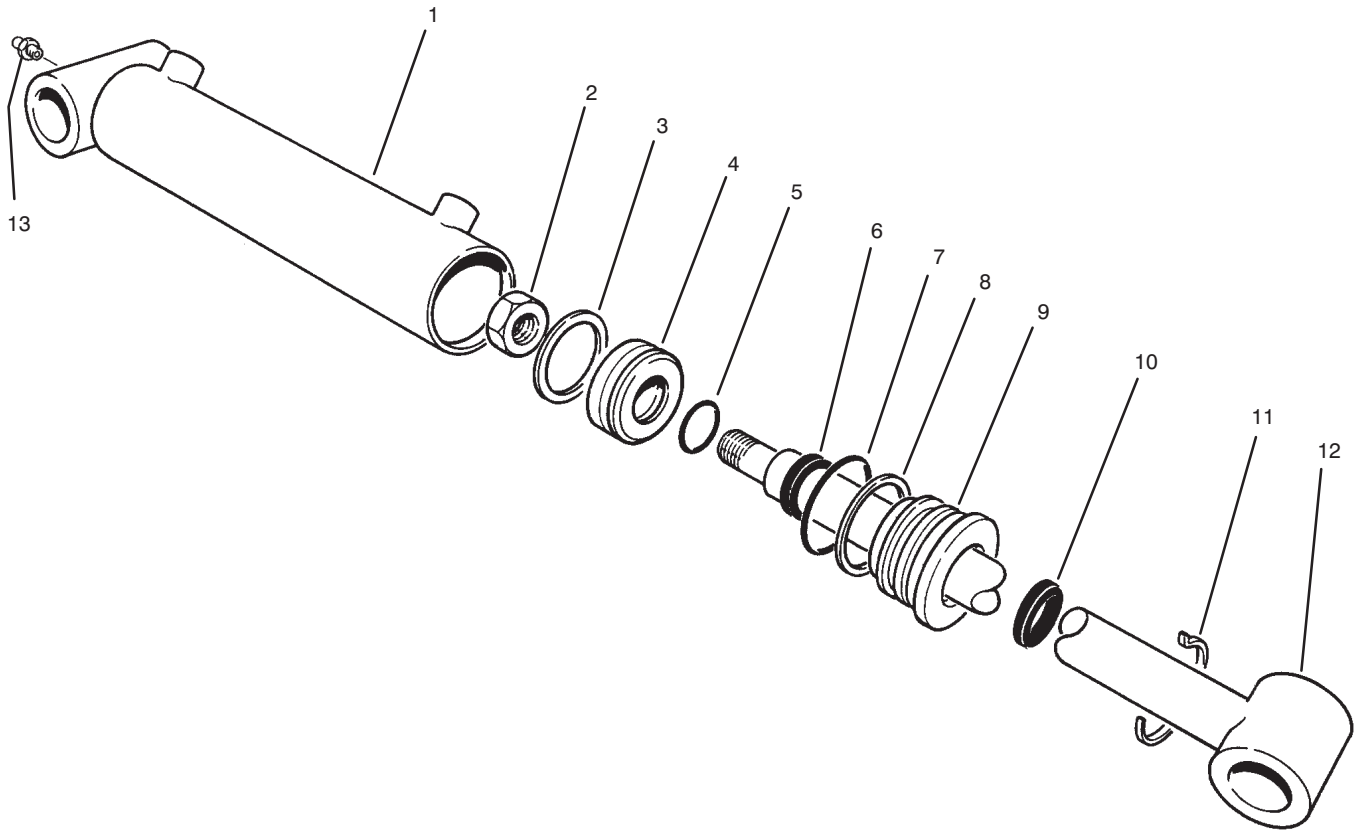
T-1032

## HYDRAULIC CYLINDER NO. 85-9880

| Ref. No. | Part No. | Description       | No. Used |
|----------|----------|-------------------|----------|
| †1       |          | Assembly – Barrel | 1        |
| 2        | 32152-10 | Nut               | 1        |
| †3       |          | Uni-ring          | 1        |
| 4        | 70-2780  | Piston            | 1        |
| †5       |          | O-Ring            | 1        |
| †6       |          | Seal – Rod        | 1        |
| †7       |          | O-Ring            | 1        |
| †8       |          | Backup            | 1        |

| Ref. No. | Part No. | Description                                  | No. Used |
|----------|----------|--|----------|
| 9        | 84-1670  | Head   | 1        |
| †10      |          | Seal – Dust                                  | 1        |
| 11       | 84-1680  | Ring – Retaining                             | 1        |
| 12       | 75-3790  | Clevis                                       | 1        |
| 13       | 302-5    | Fitting – Grease                             | 1        |
| *        | 86-7330  | Seal repair Kit<br>(Incl. Ref. #3, 5-8 & 10) | 1        |

\*Not Illustrated  
†Not Serviced Separately



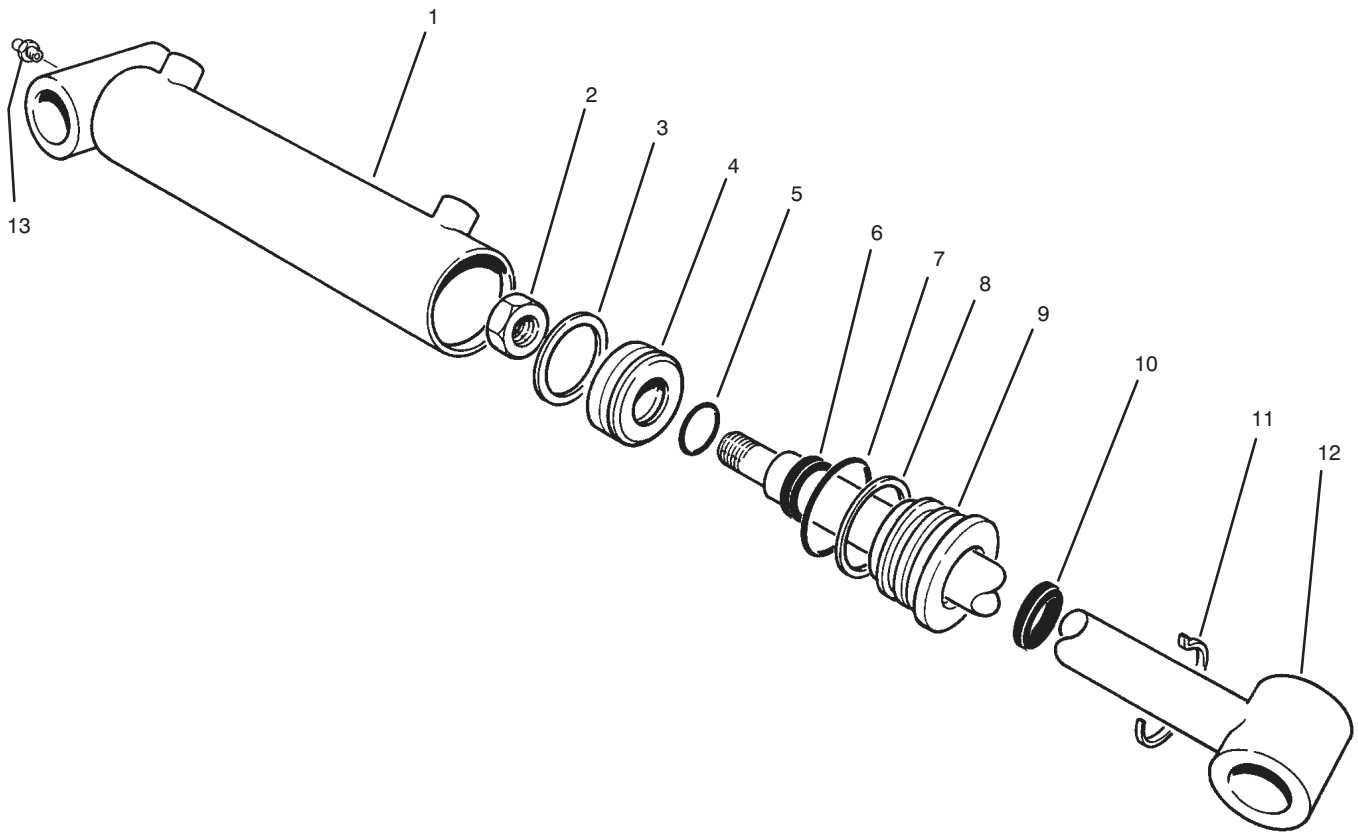
T-1032

## HYDRAULIC CYLINDER NO. 83-7480

| Ref. No. | Part No. | Description       | No. Used |
|----------|----------|-------------------|----------|
| †1       |          | Assembly – Barrel | 1        |
| 2        | 32152-10 | Nut               | 1        |
| †3       |          | Uni-ring          | 1        |
| 4        | 84-1710  | Piston            | 1        |
| †5       |          | O-Ring            | 1        |
| †6       |          | Seal – Rod        | 1        |
| †7       |          | O-Ring            | 1        |
| †8       |          | Backup            | 1        |

| Ref. No. | Part No. | Description                                  | No. Used |
|----------|----------|--|----------|
| 9        | 84-1720  | Head   | 1        |
| †10      |          | Seal-Dust                                    | 1        |
| 11       | 84-1730  | Ring – Retaining                             | 1        |
| 12       | 84-1740  | Clevis                                       | 1        |
| 13       | 302-5    | Fitting – Grease                             | 1        |
| *        | 84-1760  | Seal repair Kit<br>(Incl. Ref. #3, 5-8 & 10) | 1        |

\*Not Illustrated  
 †Not Serviced Separately



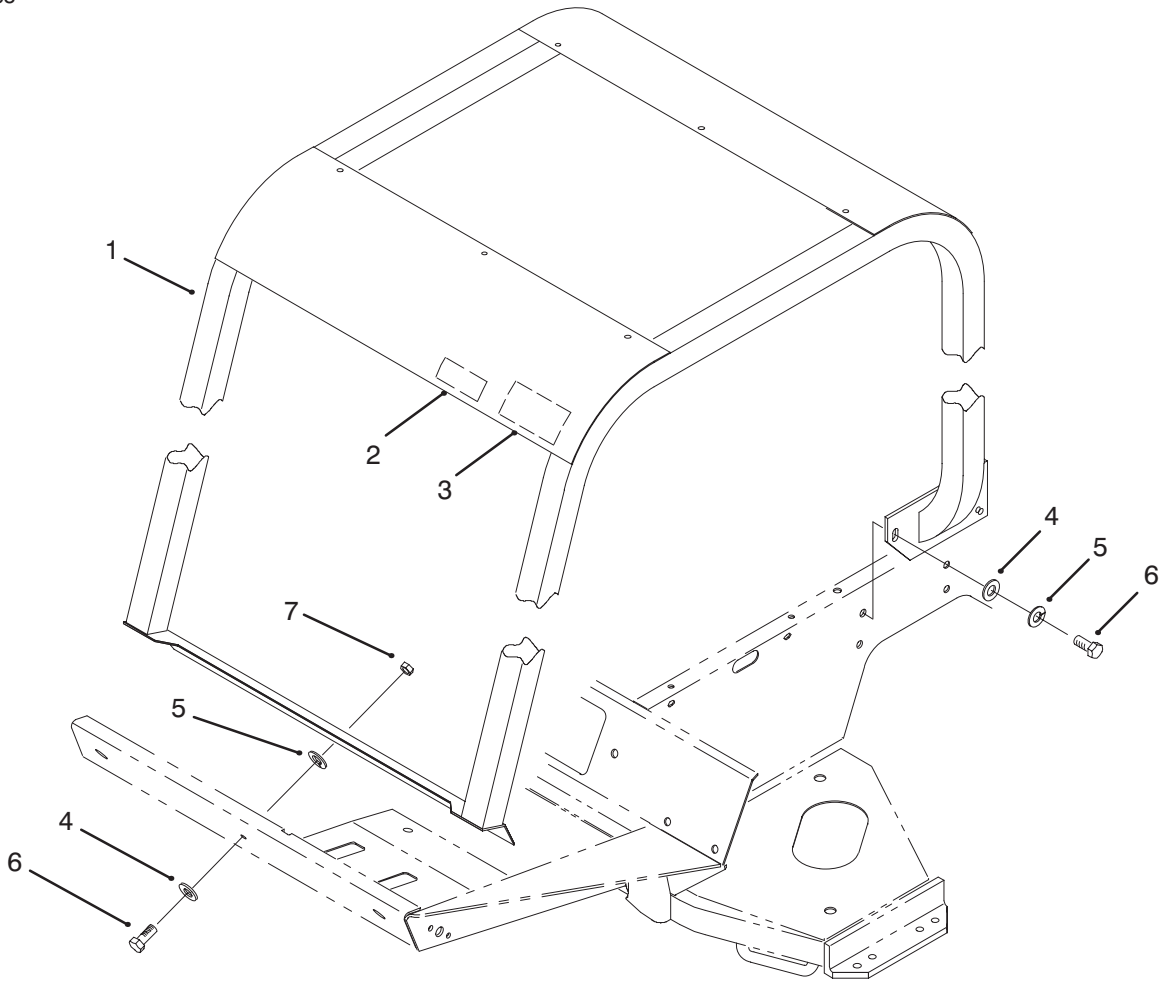
T-1032

## HYDRAULIC CYLINDER NO. 83-7490

| Ref. No. | Part No. | Description       | No. Used |
|----------|----------|-------------------|----------|
| †1       |          | Assembly – Barrel | 1        |
| 2        | 32152-10 | Nut               | 1        |
| †3       |          | Uni-ring          | 1        |
| 4        | 70-2780  | Piston            | 1        |
| †5       |          | O-Ring            | 1        |
| †6       |          | Seal – Rod        | 1        |
| †7       |          | O-Ring            | 1        |
| †8       |          | Backup            | 1        |

| Ref. No. | Part No. | Description                                  | No. Used |
|----------|----------|--|----------|
| 9        | 84-1670  | Head   | 1        |
| †10      |          | Seal-Dust                                    | 1        |
| 11       | 84-1680  | Ring – Retaining                             | 1        |
| 12       | 75-2120  | Clevis                                       | 1        |
| 13       | 302-5    | Fitting – Grease                             | 1        |
| *        | 86-7330  | Seal Repair Kit<br>(Incl. Ref. #3, 5-8 & 10) | 1        |

\*Not Illustrated  
 †Not Serviced Separately



T-1304

### R.O.P.S. ASSEMBLY (Optional)

| Ref. No. | Part No. | Description              | No. Used |
|----------|----------|--------------------------|----------|
| 1        | 83-7410  | Roll - Bar               | 1        |
| ‡2       | 85-9980  | Decal - R.O.P.S.         | 1        |
| ‡3       | 83-7430  | Decal - Danger (English) | 1        |
| 4        | 3256-26  | Washer - Flat            | 9        |
| 5        | 3253-7   | Washer - Lock            | 9        |

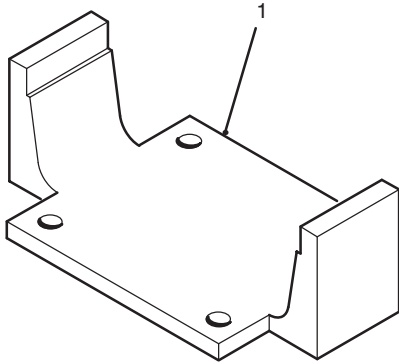
| Ref. No. | Part No. | Description          | No. Used |
|----------|----------|----------------------|----------|
| 6        | 325-5    | Screw - Cap Hex. Hd. | 9        |
| 7        | 3217-9   | Nut - Lock           | 3        |
| *        | 21-4191  | Assembly - Seat Belt | 1        |
| *        | 3212-4   | Screw - Cap Hex. Hd. | 2        |
| *        | 3253-6   | Washer - Lock        | 2        |

\*Not Illustrated

‡For different language versions of this part, see International Parts Reference.

# SPECIAL TOOLS

## AXLE TOOL NO. \*TOR859920



| Ref. No. | Part No. | Description | No. Used |
|----------|----------|-------------|----------|
| 1        |          | Tool – Axle | 1        |

T-1325

\*Obtain these items directly from OTC 2013 4th St. Owatonna, MN. 55060 1-800-533-0492  
(in Minnesota and Canada 1-507-455-7050) Fax. 507-455-7011.

# INTERNATIONAL PARTS REFERENCE

## EUROPEAN PARTS KIT NO. 93-7184

| DESCRIPTION                   | LOCATION                   | PART NUMBER |  |
|-------------------------------|----------------------------|-------------|--|
|                               |                            | ENGLISH     | EUROPEAN   |
| Decal<br>No Step              | Lift Arms                  | 36-3400     | 93-6687  |
| Decal<br>Diesel Only          | Left<br>Fender             | 52-1320     | 93-6680  |
| Decal<br>Spring<br>Loaded     | Lift Arms                  | 55-4300     | 93-6696  |
| Decal<br>Instructions         | Air<br>Cleaner             | 27-7160     | 93-8052  |
| Decal<br>No Starting<br>Fluid | Air<br>Cleaner             | 67-1700     | 93-6692  |
| Decal<br>Hydraulic Oil        | Right<br>Fender<br>& Frame | 85-4730     | 93-6686  |
| Decal<br>Floor Plate          | Main<br>Frame              | 88-0440     | 93-6693  |
| Decal<br>Bolt                 | Frame                      | 77-0490     | 93-6691  |
| Cap<br>Hydraulic Oil          | Hydraulic<br>Reservoir     | 93-3103     | 93-7160  |
| Decal<br>Backlap              | Backlap<br>Bracket         | 75-0750     | 93-6684  |
| Decal<br>Towing               | Tool Box<br>Cover          | 75-1280     | 93-6698  |
| Decal<br>No Riders            | Fenders                    | 75-5190     | 93-6689  |
| Decal<br>Fast/Slow            | Steering<br>Tower          | 75-6710     | 93-6699  |
| Panel<br>Tower                | Steering<br>Tower          | 93-3139     | 93-6682  |
| Decal<br>Clip                 | Under<br>Seat Plate        | 85-4610     | DANISH 92-1125<br>DUTCH 92-1126<br>ITALIAN 92-1127<br>SPANISH 92-1128<br>GERMAN 92-1129<br>FRENCH 92-1130<br>SWEDISH 92-1131<br>PORTUGUESE 93-8057<br>NORWEGIAN 93-8058<br>FINNISH 93-8059 |
| Decal<br>Reels                | Under<br>Seat Plate        | 85-4530     | 93-8061  |
| Decal<br>Knobs                | Seat Plate                 | 83-7440     | 93-6694  |

| DESCRIPTION                      | LOCATION                    | PART NUMBER |  |
|----------------------------------|-----------------------------|-------------|--|
|                                  |                             | ENGLISH     | EUROPEAN   |
| Decal<br>Slopes                  | Tool Box                    | 93-3639     | 93-8057  |
| Decal<br>This End<br>Down        | Radiator<br>Screen          | 83-7450     | 93-8056  |
| Plate<br>Warning                 | Fan<br>Shroud               | 76-8750     | 93-6681  |
| Guard<br>Fan                     | Fan &<br>Alternator<br>Area | -           | 93-7182  |
| Decal<br>Fuses                   | Inside<br>Control<br>Box    | 85-4720     | 93-6695  |
| Panel<br>Console                 | Control<br>Console          | 93-3140     | 93-6683  |
| Kit<br>Lift Control              | Control<br>Console          | -           | 93-7183  |
| Decal<br>Service<br>Instructions | Inside<br>Tool Box          | 93-3601     | DANISH 93-8091<br>DUTCH 93-8092<br>ITALIAN 93-8093<br>SPANISH 93-8094<br>GERMAN 93-8095<br>FRENCH 93-8096<br>SWEDISH 93-8097<br>PORTUGUESE 93-8098<br>NORWEGIAN 93-8099<br>FINNISH 93-7154 |
| Decal<br>Hands/Feet              | Cutting<br>Unit<br>Frames   | 67-7960     | 93-6688  |
| Decal<br>Seat Belts              | R.O.P.S.<br>Roof            | 83-7430     | 93-8050  |
| Decal<br>R.O.P.S.                | R.O.P.S.<br>Roof            | 85-9980     | 93-8055  |
| Decal<br>HOC<br>Instructions     | Under<br>Control<br>Console | 85-4460     | 93-6690  |
| Decal<br>Diagnostic              | A.C.E.<br>Display           | 85-4760     | DANISH 92-8078<br>DUTCH 93-8079<br>ITALIAN 93-8080<br>SPANISH 93-8081<br>GERMAN 93-8082<br>FRENCH 93-8083<br>SWEDISH 93-8084<br>PORTUGUESE 93-8085<br>NORWEGIAN 93-8086<br>FINNISH 93-8087 |
| Decal<br>Lubrication             | 4WD<br>Rear Axle<br>Tube    | 70-2560     | 93-6697  |
| Decal<br>C.E.                    | Hood                        | -           | 93-7252  |

# INTERNATIONAL PARTS REFERENCE (Continued)

## JAPANESE PARTS KIT NO. 83-6880

| DESCRIPTION                   | LOCATION                   | PART NUMBER |          |
|-------------------------------|----------------------------|-------------|----------|
|                               |                            | ENGLISH     | JAPANESE |
| Decal<br>No Step              | Lift Arms                  | 36-3400     | 84-2780  |
| Decal<br>Diesel Only          | Left Fender                | 52-1320     | 84-2860  |
| Decal<br>Spring<br>Loaded     | Lift Arms                  | 55-4300     | 84-2940  |
| Decal<br>Instructions         | Air Cleaner                | 27-7160     | 93-8052  |
| Decal<br>No Starting<br>Fluid | Air Cleaner                | 67-1700     | 84-3100  |
| Decal<br>Hydraulic Oil        | Right<br>Fender<br>& Frame | 85-4730     | 88-1980  |
| Decal<br>Bolt                 | Frame                      | 77-0490     | 80-4880  |
| Cap<br>Hydraulic Oil          | Hydraulic<br>Reservoir     | 93-3103     | 93-7160  |
| Decal<br>Backlap              | Backlap<br>Bracket         | 75-0750     | 84-3260  |
| Decal<br>Towing               | Tool Box<br>Cover          | 75-1280     | 84-3340  |
| Decal<br>No Riders            | Fenders                    | 75-5190     | 84-3420  |
| Decal<br>Fast/Slow            | Steering<br>Tower          | 75-6710     | 84-3500  |
| Panel<br>Tower                | Steering<br>Tower          | 93-3139     | 93-6682  |
| Decal<br>Clip                 | Under<br>Seat Plate        | 85-4610     | 92-1124  |
| Decal<br>Reels                | Under<br>Seat Plate        | 85-4530     | 92-1108  |
| Decal<br>Knobs                | Seat Plate                 | 83-7440     | 84-3900  |

| DESCRIPTION                      | LOCATION                    | PART NUMBER |          |
|----------------------------------|-----------------------------|-------------|----------|
|                                  |                             | ENGLISH     | JAPANESE |
| Decal<br>Slopes                  | Tool Box                    | 93-3639     | 84-3660  |
| Decal<br>This End<br>Down        | Radiator<br>Screen          | 83-7450     | 84-3820  |
| Plate<br>Warning                 | Fan<br>Shroud               | 76-8750     | 93-6681  |
| Guard<br>Fan                     | Fan &<br>Alternator<br>Area | -           | 93-7182  |
| Decal<br>Fuses                   | Inside<br>Control<br>Box    | 85-4720     | 84-4060  |
| Panel<br>Console                 | Control<br>Console          | 93-3140     | 93-6683  |
| Kit<br>Lift Control              | Control<br>Console          | -           | 93-7183  |
| Decal<br>Service<br>Instructions | Inside<br>Tool Box          | 93-3601     | 92-1116  |
| Decal<br>Hands/Feet              | Cutting<br>Unit<br>Frames   | 67-7960     | 84-4220  |
| Decal<br>Seat Belts              | R.O.P.S.<br>Roof            | 83-7430     | 84-4300  |
| Decal<br>R.O.P.S.                | R.O.P.S.<br>Roof            | 85-9980     | 93-8055  |
| Decal<br>HOC<br>Instructions     | Under<br>Control<br>Console | 85-4460     | 92-1132  |
| Decal<br>Floor Plate             | Main<br>Frame               | 88-0440     | 88-1900  |
| Decal<br>Diagnostic              | A.C.E.<br>Display           | 85-4760     | 93-8089  |
| Decal<br>Lubrication             | 4WD<br>Rear Axle<br>Tube    | 70-2560     | 93-6697  |

# TORO PART NUMBER INDEX

| Part No. | Description                | Pg. Ref.<br>No. No. Qty. | Part No. | Description               | Pg. Ref.<br>No. No. Qty. |
|----------|----------------------------|--------------------------|----------|---------------------------|--------------------------|
| 3-3251   | Spring - Compression       | 3 12 1                   | 33-1260  | Assembly - Cover          | 51 12 1                  |
| 3-6498   | Washer - Thrust            | 27 22 2                  | 33-1270  | Bowl                      | 51 11 1                  |
| 3-6498   | Washer - Thrust            | 58 24 4                  | 36-3400  | Decal - No Step (English) | 57 62 2                  |
| 3-6498   | Washer - Thrust            | 56 30 6                  | 38-3400  | Guard - Rubber            | 16 8 2                   |
| 3-6657   | Clamp - Cable              | 33 13 1                  | 42-6080  | Shim - Axle               | 21 43 A/R                |
| 3-6657   | Clamp - Cable              | 6 29 1                   | 42-7080  | Cap - Sealing             | 39 7 5                   |
| 5-0652   | Spacer                     | 5 42 1                   | 42-7160  | Pin - Dowel               | 36 18 1                  |
| 5-0743   | Spring - Counterbalance    | 58 2 2                   | 42-7170  | Plug - Expansion          | 36 19 1                  |
| 5-0743   | Spring - Extension         | 56 22 3                  | 42-7180  | Bushing                   | 36 5 4                   |
| 5-0838   | Washer - Flat              | 6 36 4                   | 42-7190  | Bushing                   | 35 5 2                   |
| 5-1096   | Chain - Cutting Unit       | 58 33 2                  | 42-7200  | Bushing                   | 36 17 1                  |
| 5-1226   | Washer - Shim              | 53 8 A/R                 | 42-7290  | Gasket                    | 38 20 1                  |
| 5-1226   | Washer - Thrust            | 54 48 1                  | 42-7310  | Bearing - Needle          | 45 20 2                  |
| 7-3900   | Pad - Brake                | 5 26 2                   | 42-7390  | Seal - Oil                | 40 7 1                   |
| 10-6830  | Stud - Drive               | 53 27 10                 | 42-7420  | Cap - Oil                 | 39 10 1                  |
| 10-8110  | Washer - Thrust            | 53 9 2                   | 42-7440  | Hanger - Engine           | 39 6 2                   |
| 21-0140  | Joint - Ball               | 53 35 2                  | 42-7510  | Pipe                      | 39 12 1                  |
| 21-0151  | Joint - Ball L.H. Thread   | 53 39 2                  | 42-7550  | Gasket                    | 43 6 1                   |
| 21-2820  | Hub - Rear Wheel           | 53 18 2                  | 42-7550  | Gasket                    | 49 102 1                 |
| 21-4191  | Assembly - Seat Belt       | 64 * 1                   | 42-7730  | Key - Woodruff            | 35 28 2                  |
| 21-7670  | Case - Differential        | 24 33 1                  | 42-7730  | key - Woodruff            | 37 25 1                  |
| 21-7690  | Gear - Pinion              | 23 6 2                   | 42-7840  | Key - Sunk                | 37 20 1                  |
| 21-7700  | Shaft - Pinion Mate        | 24 31 1                  | 42-7860  | Seal                      | 37 13 6                  |
| 21-7710  | Pin - Roll                 | 24 30 1                  | 42-7890  | Tappet                    | 37 23 6                  |
| 21-7720  | Washer - Thrust            | 23 4 2                   | 42-7990  | Ring - Snap               | 37 1 2                   |
| 21-7730  | Washer - Thrust            | 23 7 2                   | 42-8010  | Shim - 0.2 mm             | 44 5 A/R                 |
| 21-7770  | Screw - Drive Gear         | 24 32 5                  | 42-8020  | Shim - 0.3 mm             | 44 * A/R                 |
| 21-8020  | Spacer - Front Pinion      | 24 25 1                  | 42-8030  | Shim - 0.4 mm             | 44 * A/R                 |
| 21-8090  | Diff. Adjust. Shim .003    | 24 38 A/R                | 42-8040  | Shim - 0.5 mm             | 44 * A/R                 |
| 21-8100  | Diff. Adjust. Shim .005    | 24 37 A/R                | 42-8050  | Shim - 0.6 mm             | 44 * A/R                 |
| 21-8110  | Diff. Adjust. Shim .010    | 24 36 A/R                | 42-8060  | Shim - 0.7 mm             | 44 * A/R                 |
| 21-8120  | Diff. Adjust. Shim .030    | 24 35 A/R                | 42-8070  | Shim - 0.8 mm             | 44 * A/R                 |
| 21-8180  | Bearing                    | 25 3 2                   | 42-8080  | Shim - 0.9 mm             | 44 * A/R                 |
| 21-8270  | Pin - Dowel                | 23 3 2                   | 42-8090  | Shim - 1.0 mm             | 44 * A/R                 |
| 21-8360  | Clip - Retaining           | 25 12 2                  | 42-8690  | Metal                     | 45 5 1                   |
| 21-8390  | Cup - Bearing              | 24 24 1                  | 42-8810  | Pin - Grooved             | 45 30 1                  |
| 21-9260  | Seal - Shaft               | 3 27 1                   | 42-8830  | O - Ring                  | 38 2 1                   |
| 21-9370  | Screw - Adjusting          | 25 16 2                  | 42-8830  | O - Ring                  | 49 107 1                 |
| 21-9380  | Nut - Pivot                | 25 17 2                  | 42-8930  | Spring                    | 38 19 1                  |
| 21-9390  | Socket - Adjusting Screw   | 25 15 2                  | 42-9210  | Bolt - Cap, Bearing       | 36 10 8                  |
| 21-9420  | Spring - Shoe Return, L.H. | 25 19 2                  | 42-9240  | Bolt W/Washer             | 44 25 3                  |
| 21-9430  | Spring - Shoe Return, R.H. | 25 7 2                   | 42-9250  | Screw - Cap Hex. Hd.      | 33 40 10                 |
| 21-9440  | Spring - Adjusting Screw   | 25 14 2                  | 42-9300  | Screw - Cap Hex. Hd.      | 34 64 1                  |
| 21-9450  | Shield - Dust              | 25 5 2                   | 42-9440  | Bolt W/Washer             | 35 6 4                   |
| 21-9460  | Retainer - Brake, Parking  | 25 10 4                  | 42-9440  | Bolt with Washer          | 38 34 1                  |
| 23-2270  | Bushing - Rubber           | 27 26 1                  | 42-9570  | Stud                      | 39 3 4                   |
| 23-7270  | Nut - Lug                  | 21 2 10                  | 42-9600  | Washer - Flat             | 34 65 1                  |
| 24-0760  | Exchanger - Heat           | 30 45 1                  | 42-9810  | Washer - Plain            | 35 13 1                  |
| 24-8790  | Gear - Bevel, Differential | 23 5 2                   | 42-9820  | Washer                    | 37 18 1                  |
| 24-8840  | Ring - Bearing, Wheel      | 25 22 2                  | 42-9830  | Washer - Seal             | 44 1 2                   |
| 24-9180  | Lever, Brake, Parking      | 25 4 2                   | 42-9850  | Washer - Lock             | 32 16 6                  |
| 25-8640  | Screw - Hex. Head          | 6 25 2                   | 42-9850  | Washer - Lock             | 33 28 1                  |
| 27-2360  | Assembly - Ignition Switch | 10 19 1                  | 43-1810  | Ring - Gear               | 35 24 1                  |
| 27-3710  | Dipstick - Axle            | 22 48 1                  | 43-2550  | Filter                    | 44 29 1                  |
| 27-5340  | Hose - Fuel                | 20 11 1                  | 43-2560  | Gasket                    | 44 28 1                  |
| 27-6852  | Shaft - Axle, Flanged R.H. | 25 * 1                   | 43-2570  | Gasket                    | 44 30 1                  |
| 27-6862  | Shaft - Axle, Flanged L.H. | 25 1 1                   | 43-2580  | Magnet                    | 44 27 1                  |
| 27-7110  | Assembly - Element         | 51 8 1                   | 43-2740  | Gasket                    | 32 8 1                   |
| 27-7120  | Nut                        | 51 3 1                   | 43-2750  | Nut                       | 44 23 1                  |
| 27-7130  | Assembly - Clamp           | 51 4 1                   | 43-2750  | Nut - Lock                | 32 9 1                   |
| 27-7140  | Baffle                     | 51 2 1                   | 43-2860  | Bolt W/Washer             | 44 9 2                   |
| 27-7150  | Assembly - Cup             | 51 1 1                   | 43-5930  | Washer - Lock             | 33 26 1                  |
| 27-7160  | Decal - Instructions       | 50 4 1                   | 43-6710  | Diff. Adjust. Shim .003   | 23 15 A/R                |
| 27-7170  | Assembly - Band            | 51 7 2                   | 43-6711  | Diff. Adjust. Shim .005   | 23 16 A/R                |
| 27-7220  | Air Cleaner Soap           | 51 * 1                   | 43-6712  | Diff. Adjust. Shim .010   | 23 17 A/R                |
| 27-9560  | Spacer                     | 34 53 1                  | 43-6713  | Diff. Adjust. Shim .030   | 23 18 A/R                |
| 28-0660  | Screw - Cap, Hex Hd.       | 25 21 8                  | 43-6750  | Cup - Bearing, Tapered    | 23 10 1                  |
| 28-0670  | Seal - Oil                 | 25 8 2                   | 43-6760  | Cone - Bearing, tapered   | 23 9 1                   |
| 28-0680  | Drum - Brake               | 25 13 2                  | 43-6800  | Nut - Lock                | 25 18 8                  |
| 28-1280  | Boot - Cable               | 50 14 1                  | 43-6810  | Spider - Torque           | 25 6 2                   |
| 29-6162  | Switch - Neutral           | 27 6 1                   | 44-2210  | Assembly - Warning Light  | 10 6 1                   |

\*Not Illustrated

# TORO PART NUMBER INDEX (Cont.)

3317-268

| Part No. | Description                 | Pg. No. | Ref. No. | Qty. | Part No. | Description               | Pg. No. | Ref. No. | Qty. |
|----------|-----------------------------|---------|----------|------|----------|---------------------------|---------|----------|------|
| 44-2670  | Hose - Fuel                 | 20      | 18       | 1    | 63-9920  | Decal - EEC 105           | 6       | 46       | 1    |
| 46-6550  | Connector - Fuel, Elbow 90° | 20      | 20       | 1    | 65-5100  | Handle                    | 1       | 5        | 2    |
| 46-6560  | Grommet                     | 20      | 21       | 2    | 66-2330  | Base - Battery            | 50      | 10       | 1    |
| 46-8091  | Screw - Cap Hex. Hd.        | 1       | 7        | 4    | 66-2490  | Clamp - Battery           | 50      | 18       | 1    |
| 47-0110  | Spacer - Spindle            | 33      | 6        | 1    | 66-2920  | Washer - Friction         | 6       | 32       | 2    |
| 48-1990  | Nut - Jam                   | 38      | 12       | 1    | 66-2940  | Gauge - Fuel              | 10      | 1        | 1    |
| 48-4220  | Assembly - Air Cleaner      | 50      | 2        | 1    | 66-2960  | Cluster - Warning         | 10      | 7        | 1    |
| 48-4220  | Assembly - Air Filter       | 51      | *        | 1    | 66-2990  | Cap - Spindle             | 54      | 51       | 2    |
| 48-7430  | Assembly - Pre-Cleaner      | 51      | *        | 1    | 66-3180  | Tube - Vent               | 30      | 26       | 1    |
| 48-7700  | Screw - Cap Hex. Hd.        | 33      | 21       | 1    | 66-3240  | Cap - Radiator            | 30      | 13       | 1    |
| 48-7710  | Screw - Cap Hex. Hd.        | 32      | 20       | 2    | 66-6480  | Washer - Flat             | 21      | 44       | 4    |
| 48-7890  | Nut - Hex.                  | 33      | 27       | 1    | 66-8121  | Standpipe - Elbow 90°     | 20      | 19       | 1    |
| 48-7930  | Nut - Lock                  | 32      | 17       | 4    | 66-8520  | Bumper - Down-stop        | 7       | 17       | 2    |
| 48-8070  | Washer - Lock               | 33      | 39       | 10   | 66-8530  | Adjuster                  | 7       | 16       | 1    |
| 49-2040  | Screw - Hex. Washer Hd.     | 16      | 20       | 4    | 66-8560  | Nut - Push                | 7       | 11       | 4    |
| 49-2040  | Screw - Hex. Washer Hd.     | 2       | 49       | 2    | 66-8610  | Weldment - Lower          | 7       | 10       | 1    |
| 49-2040  | Screw - Thread Forming      | 56      | 2        | 8    | 66-8800  | Relay - Glow Plug         | 31      | 56       | 1    |
| 49-2040  | Screw - Thread Forming      | 59      | 46       | 5    | 66-9290  | Spacer                    | 7       | 15       | 6    |
| 49-6440  | Plate - Traction Pedal      | 5       | 11       | 1    | 66-9302  | Screw - Cap Hex. Hd.      | 32      | 19       | 3    |
| 52-1320  | Decal - Fuel (English)      | 1       | 28       | 1    | 66-9303  | Screw - Cap Hex. Hd.      | 32      | 6        | 3    |
| 53-8150  | Assembly - Fuel Pump        | 20      | 2        | 1    | 66-9770  | Seal                      | 4       | 28       | 1    |
| 53-8150  | Assembly - Pump, Electric   | 44      | *        | 1    | 66-9780  | Bushing                   | 4       | 29       | 1    |
| 53-9680  | Mount - Engine              | 34      | 46       | 2    | 66-9860  | Upper Cover & Jacket      | 4       | 37       | 1    |
| 54-8660  | Washer                      | 43      | 17       | 1    | 66-9870  | Plate - Retaining         | 4       | 38       | 1    |
| 54-8670  | Bolt                        | 35      | 26       | 4    | 66-9880  | Washer - Retaining Plate  | 4       | 39       | 1    |
| 54-9040  | Yoke - End                  | 32      | 1        | 1    | 66-9890  | Ring - Retaining          | 4       | 40       | 1    |
| 54-9180  | Kit - U-Joint               | 32      | 25       | 1    | 66-9900  | Shaft - Input             | 4       | 41       | 1    |
| 55-4300  | Decal - Warning (English)   | 56      | 33       | 3    | 66-9970  | Spring Kit                | 4       | *        | 1    |
| 55-4300  | Decal - Warning (English)   | 59      | 45       | 2    | 66-9980  | Seal - Kit                | 4       | *        | 1    |
| 56-0100  | Plug - Taper                | 36      | 8        | 1    | 66-9990  | Needle Roller Kit         | 4       | *        | 1    |
| 56-0220  | Pin - Dowel                 | 36      | 1        | 2    | 67-1630  | Spacer - Fan              | 33      | 10       | 1    |
| 56-0750  | Clamp A                     | 44      | 8        | 2    | 67-1690  | Fitting - Fuel Elbow 90°  | 20      | 35       | 2    |
| 56-0760  | Clamp B                     | 44      | 12       | 2    | 67-1700  | Decal - Starting Fluid    | 50      | 3        | 1    |
| 56-1230  | Shaft                       | 36      | 6        | 1    | 67-1750  | Bushing - Sleeve          | 56      | 9        | 12   |
| 56-1310  | Switch - Oil                | 38      | 5        | 1    | 67-1750  | Bushing - Sleeve          | 58      | 27       | 8    |
| 56-1360  | Fitting - Outlet, Water     | 43      | 5        | 1    | 67-1751  | Bushing - Sleeve          | 53      | 10       | 6    |
| 56-1400  | Clip                        | 43      | 20       | 2    | 67-2340  | Bolt W/Washer             | 40      | 3        | 7    |
| 56-2020  | Bolt W/Washer               | 43      | 4        | 2    | 67-2340  | Bolt W/Washer             | 38      | 10       | 15   |
| 57-6390  | Nut - Lock                  | 33      | 37       | 2    | 67-2340  | Bolt W/Washer             | 37      | 27       | 2    |
| 60-7280  | Bolt                        | 39      | 2        | 4    | 67-2440  | Bolt W/Washer             | 44      | 26       | 2    |
| 60-7390  | Plate - Thrust              | 37      | 26       | 1    | 67-2500  | Plunger                   | 38      | 18       | 1    |
| 61-2790  | Screen - Filler             | 13      | 3        | 1    | 67-2520  | Plug                      | 38      | 21       | 1    |
| 62-3820  | Fitting - Grease            | 32      | 24       | 1    | 67-2570  | Plug - Taper              | 36      | 3        | 1    |
| 62-5550  | Decal - TORO                | 1       | 1        | 1    | 67-2570  | Plug - Taper              | 39      | 16       | 1    |
| 62-6300  | Assembly - Sleeve           | 51      | 10       | 1    | 67-3100  | Retainer                  | 37      | 14       | 6    |
| 62-7400  | Decal - TORO                | 1       | 16       | 1    | 67-3260  | Washer - Spring           | 45      | 34       | 1    |
| 62-7650  | Gasket - Sending Unit       | 20      | 7        | 1    | 67-3390  | Gasket - Holder           | 44      | 4        | 3    |
| 63-6890  | Hinge - Hood R.H.           | 1       | *        | 1    | 67-3390  | Gasket - Holder           | 49      | 105      | 3    |
| 63-6900  | Hinge - Hood L.H.           | 1       | 17       | 1    | 67-3430  | Nut                       | 44      | 13       | 3    |
| 63-7380  | Assembly - Expansion Tank   | 50      | 7        | 1    | 67-3440  | Gasket - Fuel Return      | 49      | 104      | 3    |
| 63-7400  | Washer - Flat               | 33      | 34       | 4    | 67-3440  | Gasket - Return, Fuel     | 44      | 14       | 3    |
| 63-7430  | Gauge - Temperature         | 10      | 8        | 1    | 67-4180  | Nut                       | 45      | 7        | 1    |
| 63-7440  | Solenoid - Stop             | 32      | 10       | 1    | 67-4200  | Nut                       | 45      | 8        | 1    |
| 63-7590  | Relay - Starter             | 30      | 42       | 1    | 67-4210  | Case                      | 45      | 12       | 1    |
| 63-7610  | Hose - Fuel                 | 20      | 1        | 1    | 67-4220  | Screw - Adjusting         | 45      | 9        | 1    |
| 63-7628  | Hose - Fuel                 | 20      | 29       | 1    | 67-4240  | Cap                       | 45      | 2        | 1    |
| 63-7640  | Unit - Sending              | 20      | 8        | 1    | 67-4290  | Nut                       | 45      | 32       | 2    |
| 63-7650  | Filter - Fuel               | 20      | 32       | 1    | 67-4580  | Bolt                      | 39      | 1        | 2    |
| 63-7732  | Cable - Brake R.H.          | 5       | *        | 1    | 67-4660  | Bolt - Flange Head        | 43      | 18       | 1    |
| 63-7733  | Cable - Brake L.H.          | 5       | 29       | 1    | 67-4790  | Assembly - Shaft, Pinion  | 46      | 12       | 1    |
| 63-7880  | Pin - Brake Latch           | 5       | 28       | 1    | 67-7160  | Block - Fuse              | 10      | 21       | 1    |
| 63-7900  | Rack - Parking Brake        | 3       | 20       | 1    | 67-7250  | Spacer - Cylinder         | 53      | 13       | 1    |
| 63-8140  | Pulley - Idler              | 34      | 58       | 1    | 67-9410  | Washer - Thrust           | 53      | 29       | 2    |
| 63-8280  | Head-Filter, Fuel           | 52      | 1        | 1    | 68-5140  | Cap - Steering Wheel      | 3       | 7        | 1    |
| 63-8290  | Vent-Air                    | 52      | 2        | 1    | 68-5370  | Decal - TORO              | 3       | 5        | 1    |
| 63-8300  | Assembly - Fuel Filter      | 52      | *        | 1    | 68-6150  | Breather - Hydraulic Tank | 13      | 2        | 1    |
| 63-8300  | Element-Spin-On             | 52      | 3        | 1    | 69-4780  | Clamp - Light Cluster     | 11      | 42       | 1    |
| 63-8310  | Valve-Drain                 | 52      | 4        | 1    | 70-2780  | Piston                    | 60      | 4        | 1    |
| 63-8360  | Key - Ignition              | 10      | 9        | 1    | 70-2780  | Piston                    | 61      | 4        | 1    |
| 63-8410  | Washer - Flat               | 20      | 27       | 3    | 70-2780  | Piston                    | 63      | 4        | 1    |
| 63-8410  | Washer - Flat               | 13      | 37       | 3    | 70-2970  | Nut - Jam                 | 37      | 5        | 6    |

\*Not Illustrated

# TORO PART NUMBER INDEX (Cont.)

| Part No. | Description               | Pg. Ref.<br>No. No. Qty. | Part No. | Description                  | Pg. Ref.<br>No. No. Qty. |
|----------|---------------------------|--------------------------|----------|------------------------------|--------------------------|
| 70-3970  | Plate - Shim .6 mm        | 42 28 A/R                | 75-0250  | Pin - Slotted                | 26 54 1                  |
| 70-4070  | Plate - Shim .2 mm        | 42 * A/R                 | 75-0260  | Valve - Relief               | 26 23 4                  |
| 70-4080  | Plate - Shim .3 mm        | 42 * A/R                 | 75-0270  | Spring                       | 26 39 1                  |
| 70-4090  | Plate - Shim .4 mm        | 42 * A/R                 | 75-0280  | Spring                       | 26 42 1                  |
| 70-4100  | Plate - Shim .5 mm        | 42 * A/R                 | 75-0290  | Spring                       | 26 22 2                  |
| 70-8220  | Cable - Ground            | 33 41 1                  | 75-0310  | Shim                         | 26 40 1                  |
| 70-8530  | Wire - Fuel Pump          | 20 33 1                  | 75-0320  | Nipple                       | 26 37 1                  |
| 70-8570  | Breaker - Circuit         | 11 * 2                   | 75-0330  | Seal - Lip                   | 26 34 1                  |
| 71-1520  | Cap - Expansion Tank      | 50 8 1                   | 75-0340  | Bearing - Needle             | 26 33 1                  |
| 71-4330  | Seal                      | 24 41 1                  | 75-0350  | Pin                          | 26 31 1                  |
| 71-4350  | Nut                       | 23 20 1                  | 75-0360  | Gerotor                      | 26 30 1                  |
| 72-0270  | Nut - Retaining           | 42 1 3                   | 75-0370  | O-Ring                       | 26 29 1                  |
| 72-0280  | Piece - Distance          | 42 3 3                   | 75-0380  | Plate - Valve                | 26 15 1                  |
| 72-3570  | Shim .094 - Diff. Adjust. | 23 22 A/R                | 75-0390  | Plate - Swash                | 26 12 1                  |
| 72-3571  | Shim .096 - Diff. Adjust. | 23 * A/R                 | 75-0400  | Plate - Thrust               | 26 13 2                  |
| 72-3572  | Shim .098 - Diff. Adjust. | 23 * A/R                 | 75-0410  | O-Ring                       | 26 3 1                   |
| 72-3573  | Shim .100 - Diff. Adjust. | 23 22 A/R                | 75-0430  | Ring - Retaining             | 26 1 1                   |
| 72-3574  | Shim .102 - Diff. Adjust. | 23 * A/R                 | 75-0440  | Shaft - Motor                | 26 45 1                  |
| 72-3575  | Shim .104 - Diff. Adjust. | 23 * A/R                 | 75-0450  | Collar                       | 26 50 1                  |
| 72-3576  | Shim .106 - Diff. Adjust. | 23 * A/R                 | 75-0460  | Bearing - Ball               | 26 51 2                  |
| 72-3577  | Shim .108 - Diff. Adjust. | 23 * A/R                 | 75-0470  | Cylinder Block Kit           | 26 14 2                  |
| 72-3578  | Shim .110 - Diff. Adjust. | 23 * A/R                 | 75-0480  | Pin                          | 26 10 2                  |
| 72-3580  | Shim .112 - Diff. Adjust. | 23 * A/R                 | 75-0500  | Bearing - Needle             | 26 16 2                  |
| 72-3581  | Shim .114 - Diff. Adjust. | 23 * A/R                 | 75-0510  | Pin                          | 26 17 1                  |
| 72-3582  | Shim .116 - Diff. Adjust. | 23 * A/R                 | 75-0520  | Bearing - Ball               | 26 4 1                   |
| 72-3583  | Shim .118 - Diff. Adjust. | 23 * A/R                 | 75-0540  | Assembly - Tether            | 13 7 1                   |
| 72-3584  | Shim .120 - Diff. Adjust. | 23 * A/R                 | 75-0550  | Strainer - Suction           | 13 29 1                  |
| 72-3585  | Shim .125 - Diff. Adjust. | 23 * A/R                 | 75-0560  | Assembly - Steering Wheel    | 3 4 1                    |
| 72-3586  | Shim .127 - Diff. Adjust. | 23 * A/R                 | 75-0570  | Cable - Hood                 | 1 21 1                   |
| 72-3587  | Shim .129 - Diff. Adjust. | 23 * A/R                 | 75-0600  | Assembly - Steering Valve    | 3 26 1                   |
| 72-3588  | Shim .131 - Diff. Adjust. | 23 * A/R                 | 75-0600  | Valve - Power Steering       | 4 * 1                    |
| 72-3590  | Shim .133 - Diff. Adjust. | 23 * A/R                 | 75-0610  | Tread - Foot R.H.            | 2 * 1                    |
| 72-3591  | Shim .135 - Diff. Adjust. | 23 * A/R                 | 75-0620  | Tread - Foot L.H.            | 2 39 1                   |
| 72-3592  | Shim .137 - Diff. Adjust. | 23 * A/R                 | 75-0630  | Tread - Foot Center          | 2 37 1                   |
| 72-3593  | Shim .139 - Diff. Adjust. | 23 * A/R                 | 75-0640  | Tread - Footrest R.H.        | 2 * 1                    |
| 72-3594  | Shim .141 - Diff. Adjust. | 23 * A/R                 | 75-0650  | Tread - Footrest L.H.        | 2 35 1                   |
| 72-3595  | Shim .143 - Diff. Adjust. | 23 * A/R                 | 75-0721  | Housing - Lower              | 24 34 1                  |
| 72-3596  | Shim .145 - Diff. Adjust. | 23 * A/R                 | 75-0750  | Decal - Backlap Switch       | 31 53 1                  |
| 72-3597  | Shim .147 - Diff. Adjust. | 23 * A/R                 | 75-0920  | Cartridge - Relief 3000 psi  | 15 13 1                  |
| 72-3598  | Shim .149 - Diff. Adjust. | 23 * A/R                 | 75-0930  | Hook - Oil Cooler            | 30 6 4                   |
| 72-3600  | Shim .151 - Diff. Adjust. | 24 22 A/R                | 75-1010  | Assembly - Toggle Switch     | 10 16 2                  |
| 72-6950  | Retainer                  | 36 16 1                  | 75-1020  | Switch - Backlap             | 30 44 1                  |
| 72-9420  | Vent Tube Assembly        | 24 39 1                  | 75-1040  | Cooler - Oil                 | 31 52 1                  |
| 74-0720  | Tube - Manual             | 6 11 1                   | 75-1180  | Manifold                     | 17 7 2                   |
| 74-3810  | Assembly - Load Plate     | 19 9 1                   | 75-1180  | Manifold - Hydraulic         | 16 23 1                  |
| 74-5520  | Clutch - Fan              | 33 1 1                   | 75-1200  | Asm. - Hydraulic Cylinder    | 54 47 1                  |
| 74-5950  | Assembly - Swell Latch    | 10 5 1                   | 75-1210  | Nut - Lock                   | 55 2 1                   |
| 74-5950  | Assembly - Swell Latch    | 2 44 3                   | 75-1220  | Piston                       | 55 3 1                   |
| 74-9100  | Pad - Forward             | 5 12 1                   | 75-1230  | Assembly - Piston Rod        | 55 5 1                   |
| 74-9110  | Pad - Reverse             | 5 14 1                   | 75-1250  | Seal Kit                     | 55 6 1                   |
| 75-0012  | Assembly - Transmission   | 21 34 1                  | 75-1260  | Head - Internal              | 55 4 1                   |
| 75-0020  | Housing                   | 26 5 1                   | 75-1280  | Decal - Warning (English)    | 1 24 1                   |
| 75-0030  | Gasket - Housing          | 26 46 1                  | 75-1300  | Asm. - Hydraulic Filter Head | 13 31 1                  |
| 75-0040  | Center Section            | 26 18 1                  | 75-1310  | Element - Hydraulic Filter   | 13 34 1                  |
| 75-0060  | Plug                      | 26 20 4                  | 75-1330  | Filter - Oil                 | 21 31 1                  |
| 75-0070  | Plug                      | 26 41 1                  | 75-1360  | Cable - Battery (Ground)     | 33 23 1                  |
| 75-0090  | Screw - Cap Hex Hd.       | 26 9 8                   | 75-1370  | Asm. - Battery Cable (+)     | 50 13 1                  |
| 75-0110  | Screw - Cap Hex Hd.       | 26 35 2                  | 75-1390  | Panel - Access               | 2 38 1                   |
| 75-0120  | Screw - Cap Hex Hd.       | 26 28 1                  | 75-1410  | Panel - Floor                | 2 36 1                   |
| 75-0130  | Screw - Cap Hex Head      | 26 24 3                  | 75-1420  | Cover - Steering Tower       | 1 2 1                    |
| 75-0140  | Spring - Conical          | 26 26 1                  | 75-1430  | Assembly - Brake Pedal R.H.  | 5 35 1                   |
| 75-0150  | Guide - Seal              | 26 2 1                   | 75-1440  | Pedal - Brake L.H.           | 5 33 1                   |
| 75-0160  | Plug - Pipe               | 26 47 1                  | 75-1470  | Shaft - Brake Pedal          | 5 36 1                   |
| 75-0170  | Plug - Straight Thread    | 26 19 4                  | 75-1490  | Rod - Parking Brake          | 3 13 1                   |
| 75-0180  | Screw - Cap Hex Hd.       | 26 36 2                  | 75-2010  | Cartridge - Relief 2000 psi  | 15 14 1                  |
| 75-0190  | Plug - Special            | 26 27 2                  | 75-2080  | Kit - Seal                   | 15 * 10                  |
| 75-0200  | Plug - Straight Thread    | 26 38 2                  | 75-2090  | Kit - Seal                   | 15 * 3                   |
| 75-0210  | O-Ring                    | 26 6 2                   | 75-2120  | Clevis                       | 63 12 1                  |
| 75-0220  | Pin                       | 26 48 2                  | 75-2170  | Tube - Pump Control          | 5 37 1                   |
| 75-0230  | Seal - Lip                | 26 8 1                   | 75-2810  | Clamp - Steering Valve       | 3 3 1                    |
| 75-0240  | O-Ring                    | 26 21 6                  | 75-2851  | Hose - Expansion Tank        | 50 5 1                   |

\*Not Illustrated

# TORO PART NUMBER INDEX (Cont.)

3317-268

| Part No. | Description                 | Pg. No. | Ref. No. | Qty. | Part No. | Description                 | Pg. No. | Ref. No. | Qty. |
|----------|-----------------------------|---------|----------|------|----------|-----------------------------|---------|----------|------|
| 75-2851  | Hose - Expansion Tank       | 30      | 16       | 1    | 75-5470  | Spacer                      | 27      | 12       | 2    |
| 75-2900  | Assembly - Rear Axle        | 54      | 45       | 1    | 75-5720  | Hose - Hydraulic            | 13      | 19       | 1    |
| 75-2970  | Pedal - Traction            | 5       | 13       | 1    | 75-5740  | Box - Control               | 10      | 24       | 1    |
| 75-3010  | Joint - Arm                 | 59      | 41       | 2    | 75-5810  | W.A. - Tool Box             | 1       | 26       | 1    |
| 75-3010  | Joint - Arm                 | 57      | 54       | 3    | 75-5890  | Hose - Hydraulic            | 16      | 10       | 1    |
| 75-3040  | Assembly - Carrier Frame    | 57      | 44       | 1    | 75-5890  | Hose - Hydraulic            | 56      | 28       | 2    |
| 75-3110  | Collar - Transmission       | 21      | 14       | 1    | 75-5890  | Hose - Hydraulic            | 14      | 35       | 1    |
| 75-3130  | Rod - Tie                   | 53      | 37       | 2    | 75-5900  | Hose - Hydraulic            | 14      | 30       | 1    |
| 75-3140  | Bracket - Air Cleaner       | 50      | 24       | 1    | 75-5900  | Hose - Hydraulic            | 57      | 47       | 1    |
| 75-3270  | Lever - Traction Pivot      | 5       | 8        | 1    | 75-5910  | Hose - Hydraulic            | 16      | 11       | 1    |
| 75-3390  | Bracket - Backlap           | 31      | 55       | 1    | 75-5910  | Hose - Hydraulic            | 57      | 60       | 1    |
| 75-3400  | Shaft - Seat Pivot          | 6       | 15       | 1    | 75-5940  | Hose - Hydraulic            | 16      | 9        | 1    |
| 75-3420  | Assembly - Lift Control     | 11      | 37       | 1    | 75-5940  | Hose - Hydraulic AUX        | 3       | 23       | 1    |
| 75-3430  | Rod - Throttle              | 6       | 33       | 1    | 75-6070  | Hose - Hydraulic            | 17      | 15       | 1    |
| 75-3480  | Weldment - Upper            | 7       | 23       | 1    | 75-6070  | Hose - Hydraulic L.H. (Cap) | 58      | 11       | 1    |
| 75-3510  | Bolt - Shoulder             | 7       | 26       | 2    | 75-6080  | Hose - Hydraulic            | 17      | 14       | 1    |
| 75-3530  | Spring - Compression        | 7       | 3        | 1    | 75-6080  | Hose - Hydraulic L.H. (Rod) | 58      | *        | 1    |
| 75-3540  | Pin - Roll                  | 7       | 6        | 1    | 75-6130  | Hose - Hydraulic            | 13      | 9        | 1    |
| 75-3550  | Bumper - Seat               | 7       | 7        | 2    | 75-6180  | Hose - Hydraulic            | 17      | 1        | 2    |
| 75-3580  | Plate - Mounting, Seat      | 7       | 2        | 1    | 75-6180  | Hose - Hydraulic R.H.       | 58      | 21       | 2    |
| 75-3680  | Rod - Seat                  | 6       | 20       | 1    | 75-6220  | Hose - Hydraulic            | 53      | 34       | 1    |
| 75-3710  | Dipstick                    | 13      | 4        | 1    | 75-6220  | Hose - Hydraulic LT         | 3       | 24       | 1    |
| 75-3780  | Fan                         | 33      | 2        | 1    | 75-6230  | Hose - Hydraulic            | 54      | 50       | 1    |
| 75-3790  | Clevis                      | 60      | 12       | 1    | 75-6230  | Hose - Hydraulic RT         | 3       | 18       | 1    |
| 75-3790  | Clevis                      | 61      | 12       | 1    | 75-6240  | Hose - Hydraulic            | 28      | 14       | 1    |
| 75-3810  | Bracket - Roller            | 58      | 15       | 2    | 75-6240  | Hose - Hydraulic IN         | 3       | 19       | 1    |
| 75-3840  | Fender - R.H.               | 1       | 3        | 1    | 75-6250  | Hose - Hydraulic            | 13      | 17       | 1    |
| 75-3860  | Fender - L.H.               | 1       | 29       | 1    | 75-6250  | Hose - Hydraulic OUT        | 3       | 25       | 1    |
| 75-4080  | Plate - Traction            | 27      | 15       | 1    | 75-6260  | Cover - Tool Box            | 2       | 47       | 1    |
| 75-4100  | Control - Pump              | 27      | 25       | 1    | 75-6270  | Cover - Control Box         | 10      | 15       | 1    |
| 75-4130  | Plate - Switch              | 27      | 7        | 1    | 75-6280  | Bracket - Hose              | 1       | 22       | 1    |
| 75-4180  | Pin - Rear Axle Pivot       | 54      | 44       | 1    | 75-6340  | Strainer - In-Line          | 21      | 41       | 1    |
| 75-4250  | Bracket - Expansion Tank    | 50      | 21       | 1    | 75-6350  | Hose                        | 21      | 28       | 1    |
| 75-4360  | Bracket - Switch            | 6       | 8        | 1    | 75-6370  | Cover - Sensor              | 57      | 49       | 1    |
| 75-4370  | Bracket - Switch (Seat)     | 6       | 3        | 1    | 75-6380  | Shaft - Fan                 | 33      | 3        | 1    |
| 75-4400  | Adaptor - Transmission      | 28      | 8        | 1    | 75-6390  | Pulley - Fan                | 33      | 5        | 1    |
| 75-4410  | Assembly - Pivot Plate      | 53      | 42       | 1    | 75-6490  | Lever - Pedal Stop          | 5       | 20       | 1    |
| 75-4450  | Hub - Fan Drive             | 33      | 9        | 1    | 75-6510  | Lever - Bracket             | 5       | 16       | 1    |
| 75-4520  | Spring - Torsion R.H.       | 58      | 37       | 1    | 75-6550  | Disc - Friction             | 5       | 17       | 1    |
| 75-4530  | Spring - Torsion L.H.       | 58      | *        | 1    | 75-6580  | Cable - Pedal               | 5       | 7        | 1    |
| 75-4550  | Shaft - Center Arm Pivot    | 56      | 27       | 1    | 75-6640  | Fitting - Hydraulic 90°     | 14      | 20       | 2    |
| 75-4590  | Rod - Pivot                 | 58      | 34       | 2    | 75-6710  | Decal - Fast/Slow           | 5       | 18       | 1    |
| 75-4650  | Bracket - Spring Rear L.H.  | 58      | *        | 1    | 75-6820  | Meter - Hour                | 11      | 47       | 1    |
| 75-4690  | Bracket - Spring Rear R.H.  | 58      | 8        | 1    | 75-6840  | Knob - Knurled              | 2       | 42       | 4    |
| 75-4700  | Hose - Fuel                 | 20      | 13       | 1    | 75-6850  | Tube - Oil Fill             | 22      | 47       | 1    |
| 75-4701  | Hose - Fuel                 | 20      | 16       | 1    | 75-6870  | Hose - Hydraulic Suction    | 13      | 28       | 1    |
| 75-4701  | Hose - Fuel Vent            | 30      | 28       | 1    | 75-6870  | Hose - Suction              | 28      | 1        | 1    |
| 75-4710  | Warning Light Harness       | 10      | 28       | 1    | 75-6880  | Screen - Spark Arrester     | 32      | *        | 1    |
| 75-4720  | Fitting - Hydraulic 90°     | 21      | 26       | 1    | 75-6930  | Valve - SCR                 | 26      | 52       | 1    |
| 75-5190  | Decal - No Riders (English) | 2       | 32       | 2    | 76-1910  | Shaft - Pivot               | 7       | 12       | 2    |
| 75-5200  | Bracket - Spring R.H.       | 56      | *        | 1    | 76-1920  | Bushing - Sleeve            | 7       | 9        | 4    |
| 75-5210  | Bracket - Spring Center     | 56      | 16       | 1    | 76-1930  | Knob - Tension Adjustment   | 7       | 19       | 1    |
| 75-5220  | Bracket - Spring L.H.       | 56      | *        | 1    | 76-1940  | Spring - Extension          | 7       | 14       | 2    |
| 75-5260  | Knob - Locking              | 6       | 38       | 2    | 76-2940  | Bumper - Rubber             | 7       | 8        | 2    |
| 75-5270  | Spacer - Locking Knob       | 6       | 37       | 2    | 76-2970  | Bushing - Sleeve            | 53      | 43       | 2    |
| 75-5300  | Rod - Hose Support          | 16      | 19       | 2    | 76-2980  | Washer - Thrust             | 53      | 41       | 1    |
| 75-5300  | Rod - Hose Support          | 57      | 63       | 1    | 76-8640  | Stud - Traction             | 27      | 23       | 1    |
| 75-5310  | Spacer - Bearing            | 33      | 8        | 1    | 76-8730  | Decal - Bolt Torque         | 21      | 1        | 2    |
| 75-5330  | Clamp - Hose                | 56      | 8        | 2    | 76-8750  | Plate - Caution             | 30      | 21       | 1    |
| 75-5330  | Clamp - Hydraulic Line      | 59      | 50       | 2    | 76-9430  | Spring - Extension          | 27      | 8        | 1    |
| 75-5350  | Pin - Cylinder Rod End      | 58      | 23       | 2    | 77-0490  | Decal - Bolt (English)      | 21      | 17       | 1    |
| 75-5350  | Pin - Cylinder Rod End      | 56      | 31       | 3    | 77-2870  | Weldment - Hanger           | 7       | 18       | 1    |
| 75-5360  | Pin - Cylinder Cap End      | 59      | 49       | 2    | 80-4860  | Pin - Clevis                | 7       | 1        | 1    |
| 75-5370  | Mount - Clamp               | 56      | 36       | 1    | 82-6490  | Hose - Hydraulic            | 57      | 65       | 1    |
| 75-5380  | Bracket - Clamp             | 56      | 38       | 1    | 82-8270  | Valve - Flow Control        | 17      | 13       | 1    |
| 75-5390  | Roller                      | 58      | 20       | 2    | 82-8270  | Valve - Flow Control        | 14      | 31       | 1    |
| 75-5400  | Shaft - Roller              | 58      | 19       | 2    | 82-8270  | Valve - Flow Control        | 57      | 71       | 1    |
| 75-5410  | Bracket - Arm               | 57      | 53       | 2    | 82-9060  | Adjuster W/Handle           | 7       | 13       | 1    |
| 75-5420  | Assembly - Lift Arm, Center | 56      | 40       | 1    | 83-4780  | Housing - Charge Pump       | 26      | 32       | 1    |
| 75-5450  | Assembly - Lift Arm R.H.    | 56      | 1        | 1    | 83-4910  | Coupler - Pinion            | 24      | 40       | 1    |
| 75-5460  | Assembly - Lift Arm L.H.    | 56      | 32       | 1    | 83-5130  | Spacer - Pinion             | 23      | 21       | 1    |

\*Not Illustrated

# TORO PART NUMBER INDEX (Cont.)

| Part No. | Description                | Pg. Ref.<br>No. No. Qty. | Part No. | Description                  | Pg. Ref.<br>No. No. Qty. |
|----------|----------------------------|--------------------------|----------|------------------------------|--------------------------|
| 83-5170  | Stop - Reel                | 59 * 1                   | 92-1722  | Hose - Hydraulic             | 16 1 1                   |
| 83-6780  | Pin - Cylinder (Long)      | 57 61 2                  | 92-1722  | Hose - Hydraulic             | 18 5 1                   |
| 83-6790  | Pin - Cylinder (Short)     | 57 43 1                  | 92-1723  | Hose - Hydraulic             | 18 10 1                  |
| 83-7410  | Roll - Bar                 | 64 1 1                   | 92-1723  | Hose - Hydraulic             | 14 27 1                  |
| 83-7430  | Decal - Danger (English)   | 64 3 1                   | 92-1724  | Hose - Hydraulic             | 18 1 1                   |
| 83-7440  | Decal - Knob (English)     | 6 40 1                   | 92-1725  | Hose - Hydraulic             | 14 4 1                   |
| 83-7480  | Asm. - Hydraulic Cylinder  | 56 7 1                   | 92-1725  | Hose - Hydraulic             | 18 6 1                   |
| 83-7490  | Hydraulic Cylinder Asm.    | 57 67 1                  | 92-1726  | Hose - Hydraulic             | 18 16 1                  |
| 84-1670  | Head                       | 60 9 1                   | 92-1726  | Hose - Hydraulic             | 16 24 1                  |
| 84-1670  | Head                       | 61 9 1                   | 92-1727  | Hose - Hydraulic             | 18 15 1                  |
| 84-1670  | Head                       | 63 9 1                   | 92-1728  | Hose - Hydraulic             | 18 17 1                  |
| 84-1680  | Ring - Retaining           | 60 11 1                  | 92-1728  | Hose - Hydraulic             | 14 37 1                  |
| 84-1680  | Ring - Retaining           | 61 11 1                  | 92-1729  | Hose - Hydraulic             | 18 20 1                  |
| 84-1680  | Ring - Retaining           | 63 11 1                  | 92-1729  | Hose - Hydraulic             | 16 25 1                  |
| 84-1710  | Piston                     | 62 4 1                   | 92-1773  | Screw-Cap, Hex Hd.           | 23 11 4                  |
| 84-1720  | Head                       | 62 9 1                   | 92-1774  | Seal-Oil                     | 25 2 2                   |
| 84-1730  | Ring - Retaining           | 62 11 1                  | 92-1920  | Plug - Drain                 | 38 6 1                   |
| 84-1740  | Clevis                     | 62 12 1                  | 92-1921  | Gasket - Plug, Drain         | 38 7 1                   |
| 84-1760  | Seal repair Kit            | 62 * 1                   | 92-1961  | Seal                         | 37 15 6                  |
| 84-8320  | Insert - Hinge             | 56 10 4                  | 92-1961  | Seal - Valve Stem            | 49 106 6                 |
| 84-8590  | Assembly - Shoe & Lining   | 25 9 4                   | 92-2143  | Bolt W/Washer                | 39 22 5                  |
| 84-8600  | Set of Lined Brake Shoes   | 25 * 1                   | 92-2379  | Clamp - Hose                 | 50 6 1                   |
| 85-4330  | Cover - Gear               | 21 9 1                   | 92-2379  | Clamp - Hose                 | 30 14 2                  |
| 85-4340  | Plate - Sensor Mounting    | 21 11 1                  | 92-2581  | Assembly - Switch Arm        | 27 21 1                  |
| 85-4350  | Sensor - Gear Tooth        | 21 5 1                   | 92-4808  | Sleeve - Trans. Pilot        | 21 15 1                  |
| 85-4420  | Gauge - Speedometer        | 10 2 1                   | 92-4846  | Asm. - Trans. Support        | 21 39 1                  |
| 85-4450  | Bracket - Fuse Block       | 10 23 1                  | 92-4999  | Fitting - Hydraulic 90°      | 31 51 2                  |
| 85-4460  | Decal - HOC Selector       | 11 50 1                  | 92-5524  | Decal - Noise Rating, 90     | 6 47 1                   |
| 85-4470  | Assembly - Potentiometer   | 11 44 1                  | 92-5549  | Decal - Reelmaster 5300D     | 1 10 2                   |
| 85-4480  | Knob                       | 10 25 1                  | 92-5720  | Controller - Electronic      | 10 31 1                  |
| 85-4491  | Lamp - Diagnostic          | 11 57 1                  | 92-5751  | Decal - Hood Trim L.H.       | 1 23 1                   |
| 85-4530  | Decal - Danger (English)   | 6 17 1                   | 92-5752  | Decal - Hood Trim R.H.       | 1 * 1                    |
| 85-4610  | Decal - Instruction        | 6 41 1                   | 92-5791  | Spacer                       | 59 54 2                  |
| 85-4650  | Connector - Loop Back      | 11 * 1                   | 92-5797  | Gasket - Axle                | 21 10 1                  |
| 85-4720  | Decal - Instruction        | 10 27 1                  | 92-6315  | Cartridge - N.C.             | 15 22 1                  |
| 85-4730  | Decal - Hydraulic Oil      | 1 4 1                    | 92-6533  | Kit - Cushion, Replacement   | 6 44 1                   |
| 85-4730  | Decal - Oil                | 16 7 1                   | 92-6534  | Shell - Seat                 | 6 43 1                   |
| 85-4750  | Display - Diagnostic-ACE   | 8 2 1                    | 92-8001  | Sensor - Reed Switch         | 6 6 1                    |
| 85-4760  | Decal - Diagnostic-ACE     | 8 1 1                    | 92-8002  | Sensor - Reed Switch         | 56 12 1                  |
| 85-9880  | Asm. - Hydraulic Cylinder  | 57 46 1                  | 92-8753  | Magnet - Reed Switch         | 6 5 1                    |
| 85-9900  | Plate - Spring Anchor      | 27 16 1                  | 92-8754  | Actuator - Reed Switch       | 57 51 1                  |
| 85-9910  | Eyebolt                    | 27 27 1                  | 92-8775  | Gasket - Kit, Liquid         | 25 * 1                   |
| 85-9980  | Decal - ROPS               | 64 2 1                   | 92-8780  | Assembly - Fuel Tank         | 20 23 1                  |
| 86-3040  | Coupling - Driveshaft      | 32 7 1                   | 92-8785  | Reservoir - Hydraulic        | 13 1 1                   |
| 86-7220  | Gear - Pinion              | 21 37 1                  | 92-8795  | Assembly - Body              | 19 10 1                  |
| 86-7230  | Gear-Spur                  | 23 14 1                  | 92-8796  | Pin - Dowel                  | 19 14 2                  |
| 86-7330  | Seal Repair Kit            | 63 * 1                   | 92-8863  | Repair Kit                   | 19 * 1                   |
| 86-7330  | Seal repair Kit            | 60 * 1                   | 92-9096  | Assembly - Hose              | 13 46 1                  |
| 86-7330  | Seal repair Kit            | 61 * 1                   | 92-9096  | Hose - Hydraulic             | 16 22 1                  |
| 86-7520  | Asm. - Trunnion Cover R.H. | 26 7 1                   | 92-9097  | Set Screw                    | 59 43 2                  |
| 86-7530  | Asm. - Trunnion Cover L.H. | 26 49 1                  | 92-9097  | Set Screw                    | 57 69 3                  |
| 86-7540  | Shaft - Pump               | 26 11 1                  | 92-9098  | Manifold - Tank              | 13 14 1                  |
| 86-7550  | Connector - Cover (2 Way)  | 11 * 2                   | 93-0000  | Hood W.A.                    | 1 8 1                    |
| 86-7560  | Connector - Cover (3 Way)  | 11 * 3                   | 93-0005  | Strip - Foam, Top            | 30 11 1                  |
| 86-9190  | Hose - Hydraulic           | 14 14 2                  | 93-0011  | Grill - Hood                 | 1 12 1                   |
| 88-0440  | Decal - Floor Plate        | 16 6 1                   | 93-0012  | Assembly - Frame             | 2 43 1                   |
| 88-6700  | Decal - ANSI (English)     | 2 34 1                   | 93-0018  | Frame - Seat                 | 6 28 1                   |
| 88-6960  | Cartridge - 4W/2P          | 15 19 3                  | 93-0020  | Radiator                     | 30 12 1                  |
| 88-6970  | Cartridge - N.O.           | 15 9 2                   | 93-0021  | Asm. - Throttle Cable Swivel | 6 26 2                   |
| 88-6990  | Cartridge - N.C.           | 15 7 3                   | 93-0022  | Shroud - Fan                 | 30 19 1                  |
| 88-7020  | Cartridge - N.O.           | 15 3 2                   | 93-0023  | Hose - Radiator Upper        | 30 18 1                  |
| 88-9190  | Solenoid - 20 Watt         | 15 4 6                   | 93-0024  | Hose - Radiator Lower        | 30 24 1                  |
| 88-9200  | Solenoid - 28 Watt         | 15 8 5                   | 93-0025  | Shield W.A. - Radiator       | 30 33 1                  |
| 88-9460  | Hose - Hydraulic           | 18 11 1                  | 93-0030  | Asm. - Cooler Mount R.H.     | 30 9 1                   |
| 88-9460  | Hose - Hydraulic           | 13 48 1                  | 93-0032  | Hsg. W.A. - Front Screen     | 30 2 1                   |
| 91-1717  | Hose - Hydraulic           | 18 9 1                   | 93-0038  | Support W.A. - Radiator      | 30 7 1                   |
| 92-1180  | Assembly - Seat            | 6 45 1                   | 93-0043  | Bracket - Fan Idler          | 34 55 1                  |
| 92-1718  | Hose - Hydraulic           | 18 12 1                  | 93-0044  | Muffler                      | 32 13 1                  |
| 92-1719  | Hose - Hydraulic           | 18 8 1                   | 93-0045  | Yoke - Slip Tube             | 32 4 1                   |
| 92-1721  | Hose - Hydraulic           | 18 14 1                  | 93-0047  | Assembly - U-Joint           | 32 * 1                   |
| 92-1721  | Hose - Hydraulic           | 14 24 1                  | 93-0047  | Yoke - Shaft                 | 32 3 1                   |

\*Not Illustrated

# TORO PART NUMBER INDEX (Cont.)

3317-268

| Part No. | Description                 | Pg. Ref.<br>No. No. Qty. | Part No. | Description                  | Pg. Ref.<br>No. No. Qty. |
|----------|-----------------------------|--------------------------|----------|------------------------------|--------------------------|
| 93-0048  | Hose - Air Cleaner          | 33 19 1                  | 93-3361  | Gasket - Tie Rod Cover       | 49 111 1                 |
| 93-0049  | Assembly - Engine           | 33 24 1                  | 93-3362  | Bushing - Camshaft           | 35 34 1                  |
| 93-0050  | Bracket - Engine L.H. Rear  | 33 29 1                  | 93-3363  | Assembly - Shaft, Idler      | 35 4 1                   |
| 93-0051  | Bracket - Engine L.H. Front | 34 48 1                  | 93-3364  | Ball - Steel                 | 35 3 1                   |
| 93-0054  | Bracket W.A. - Fan          | 34 52 1                  | 93-3365  | Pin - Dowel                  | 35 9 2                   |
| 93-0062  | Belt - V                    | 34 56 1                  | 93-3366  | Cap - Sealing                | 35 10 1                  |
| 93-0063  | Bracket - Engine R.H. Rear  | 33 * 1                   | 93-3367  | Plug - Taper                 | 35 32 1                  |
| 93-0064  | Support - Rear Axle         | 53 4 1                   | 93-3368  | Bolt                         | 35 33 4                  |
| 93-0066  | Asm. - Lift Arm Rear R.H.   | 58 28 1                  | 93-3369  | Cap - Sealing                | 35 31 2                  |
| 93-0068  | Asm. - Lift Arm Rear L.H.   | 58 * 1                   | 93-3370  | Bearing - Con-Rod            | 35 16 6                  |
| 93-0069  | Pin - Pivot                 | 59 52 2                  | 93-3371  | Asm. - Rod, Connecting       | 35 23 3                  |
| 93-0071  | Asm. - Cooler Mount L.H.    | 30 * 1                   | 93-3372  | Nut                          | 35 30 6                  |
| 93-0073  | Cable - Throttle            | 6 24 1                   | 93-3373  | Bolt - Connecting            | 35 17 6                  |
| 93-0074  | Support - Cable             | 34 62 1                  | 93-3374  | Pin - Piston                 | 35 18 3                  |
| 93-0075  | Hose - Hydraulic            | 21 30 1                  | 93-3375  | Ring Set - Piston            | 35 19 3                  |
| 93-0075  | Hose - Trans. to Cooler     | 31 * 1                   | 93-3376  | Piston - Std.                | 35 22 3                  |
| 93-0076  | Hose - Hydraulic            | 21 21 1                  | 93-3377  | Piston - O.S. 0.25           | 35 * 3                   |
| 93-0076  | Hose - Trans. to Cooler     | 31 46 1                  | 93-3378  | Piston - O.S. 0.50           | 35 * 3                   |
| 93-0077  | Hose - Cooler, R.H.         | 31 49 1                  | 93-3379  | Set - Ring, Piston O.S. 0.25 | 35 * 3                   |
| 93-0077  | Hose - Hydraulic            | 13 30 1                  | 93-3380  | Set - Ring, Piston O.S. 0.50 | 35 * 3                   |
| 93-0078  | Hose - Cooler, L.H.         | 31 * 1                   | 93-3381  | Cap - Sealing                | 36 2 2                   |
| 93-0078  | Hose - Hydraulic            | 14 21 1                  | 93-3382  | Cap - Sealing                | 36 4 1                   |
| 93-0079  | Asm. - Hydraulic Cylinder   | 59 48 2                  | 93-3383  | Seal - Side                  | 36 7 4                   |
| 93-0080  | Asm. - Main Wire Harness    | 11 56 1                  | 93-3383  | Seal - Side                  | 49 114 4                 |
| 93-0081  | Strip - Seal                | 1 9 1                    | 93-3384  | Cylinder Block Assembly      | 36 20 1                  |
| 93-0082  | Grommet                     | 31 58 2                  | 93-3385  | Cap - Metal                  | 36 9 1                   |
| 93-0083  | Plate - Valve               | 26 44 1                  | 93-3386  | Cap - Sealing                | 36 15 3                  |
| 93-0084  | Assembly - Front Axle       | 22 46 1                  | 93-3387  | Bearing - Set Std.           | 36 14 1                  |
| 93-0089  | Bracket - Mount LH, Cooler  | 30 * 4 1                 | 93-3388  | Bearing - Set U.S. 0.50 mm   | 36 * 1                   |
| 93-0090  | Bracket - Mount RH, Cooler  | 30 4 1                   | 93-3389  | Bearing - Set U.S. 0.75 mm   | 36 * 1                   |
| 93-0092  | Mount - Rubber, Rear        | 33 30 2                  | 93-3390  | Case - Seal, Oil             | 44 19 1                  |
| 93-0093  | Bracket - Eng. Left Rear    | 33 33 1                  | 93-3391  | Gasket - Oil Seal Case       | 49 115 1                 |
| 93-0095  | Bracket - Eng. Front        | 33 45 2                  | 93-3391  | Gasket - Seal, Oil           | 44 21 1                  |
| 93-0096  | Decal - A.C.E.              | 1 27 2                   | 93-3392  | Seal - Oil                   | 44 20 1                  |
| 93-0097  | Valve - SCR                 | 26 25 1                  | 93-3393  | Bolt                         | 44 18 5                  |
| 93-0118  | Hose - Hydraulic            | 17 9 2                   | 93-3394  | Valve - Inlet                | 37 29 3                  |
| 93-0118  | Hose - Hydraulic            | 16 12 1                  | 93-3395  | Valve - Exhaust              | 37 28 3                  |
| 93-0118  | Hose - Hydraulic            | 14 33 1                  | 93-3396  | Spring - Valve               | 37 16 6                  |
| 93-0119  | Hose - Hydraulic            | 16 13 1                  | 93-3397  | Cap - Valve                  | 37 12 6                  |
| 93-0119  | Hose - Hydraulic            | 13 21 1                  | 93-3398  | Asm. - Rocker & Shaft        | 37 * 1                   |
| 93-0139  | Manifold - Hydraulic        | 16 17 1                  | 93-3399  | Bolt                         | 37 9 1                   |
| 93-0140  | Grommet                     | 6 10 1                   | 93-3400  | Assembly - Rocker            | 37 * 1                   |
| 93-0141  | Assembly - Seat Plate       | 6 16 1                   | 93-3401  | Screw - Rocker               | 37 4 6                   |
| 93-0142  | Bushing - Straight          | 58 36 2                  | 93-3402  | Bracket, Shaft, Rocker       | 37 11 1                  |
| 93-0143  | Cartridge - Relief 250 psi  | 16 18 1                  | 93-3403  | Bracket - Shaft, Rocker      | 37 6 2                   |
| 93-0309  | Washer - Tab                | 53 22 2                  | 93-3404  | Assembly - Shaft             | 37 * 1                   |
| 93-1358  | Software - ECU RM5300D      | 11 * 1                   | 93-3405  | Cap - Sealing                | 37 8 2                   |
| 93-1374  | Latch - Swell               | 30 1 2                   | 93-3406  | Spring - Rocker              | 37 7 2                   |
| 93-1375  | Motor - Hydraulic           | 18 21 5                  | 93-3407  | Bolt - Bracket, Rocker       | 37 10 3                  |
| 93-1376  | Assembly - Pump, Gear       | 28 18 1                  | 93-3408  | Shaft - Pump, Fuel Inject.   | 37 21 1                  |
| 93-1396  | Coupler W.A. - Trans.       | 28 7 1                   | 93-3409  | Bearing                      | 37 19 1                  |
| 93-3102  | Cap - Fuel Tank             | 20 22 1                  | 93-3410  | Bolt W/Washer                | 37 17 1                  |
| 93-3103  | Cap - Hydraulic Reservoir   | 13 8 1                   | 93-3411  | Rod - Push                   | 37 22 6                  |
| 93-3134  | Assembly - Barrel           | 60 1 1                   | 93-3412  | Camshaft                     | 37 24 1                  |
| 93-3139  | Panel - Tower               | 3 10 1                   | 93-3413  | Assembly - Strainer          | 38 13 1                  |
| 93-3140  | Panel - Control             | 10 14 1                  | 93-3414  | Gasket                       | 38 11 1                  |
| 93-3163  | Spring                      | 7 28 2                   | 93-3414  | Gasket                       | 49 108 1                 |
| 93-3164  | Cap                         | 7 27 2                   | 93-3415  | Assembly - Valve, Relief     | 38 22 1                  |
| 93-3165  | Bracket                     | 7 29 1                   | 93-3416  | Housing                      | 38 17 1                  |
| 93-3350  | Gear - Camshaft             | 35 35 1                  | 93-3417  | Gasket                       | 38 16 1                  |
| 93-3351  | Gear - Pump, Injection      | 35 1 1                   | 93-3417  | Gasket                       | 49 101 1                 |
| 93-3352  | Assembly - Idler, Gear      | 35 2 1                   | 93-3418  | Gauge - Level, Oil           | 38 1 1                   |
| 93-3353  | Bushing - Idler             | 35 36 1                  | 93-3420  | Assembly - Pump, Oil         | 38 15 1                  |
| 93-3354  | Crankshaft                  | 35 27 1                  | 93-3421  | Bolt                         | 38 14 3                  |
| 93-3355  | Washer - Spring             | 35 12 1                  | 93-3422  | Assembly - Pan, Oil          | 38 9 1                   |
| 93-3356  | Nut                         | 35 11 1                  | 93-3423  | Gasket                       | 39 4 1                   |
| 93-3357  | Pulley - Crankshaft         | 35 14 1                  | 93-3423  | Gasket                       | 49 113 1                 |
| 93-3358  | Assembly - Sub, Flywheel    | 35 25 1                  | 93-3423  | Gasket - Muffler             | 32 15 1                  |
| 93-3359  | Gear - Crankshaft           | 35 15 1                  | 93-3424  | Gasket - Cover, Rocker       | 39 5 1                   |
| 93-3360  | Cover                       | 35 7 1                   | 93-3424  | Gasket - Rocker              | 49 123 1                 |
| 93-3361  | Gasket - Cover              | 35 8 1                   | 93-3425  | Guide - Valve, In            | 39 8 3                   |

\*Not Illustrated

# TORO PART NUMBER INDEX (Cont.)

| Part No. | Description                | Pg. Ref.<br>No. No. Qty. | Part No. | Description               | Pg. Ref.<br>No. No. Qty. |
|----------|----------------------------|--------------------------|----------|---------------------------|--------------------------|
| 93-3426  | Bolt - Head, Cylinder      | 39 14 11                 | 93-3490  | Assembly - Sub, Body      | 42 7 3                   |
| 93-3427  | Guide - Valve              | 39 15 3                  | 93-3491  | Washer - 1.25 mm          | 42 6 A/R                 |
| 93-3428  | Cylinder Head Assembly     | 39 17 1                  | 93-3492  | Washer - 1.3 mm           | 42 * A/R                 |
| 93-3429  | Cap - Sealing              | 39 29 1                  | 93-3493  | Washer - 1.35 mm          | 42 * A/R                 |
| 93-3430  | Jet - Combustion           | 39 28 3                  | 93-3494  | Washer - 1.4 mm           | 42 * A/R                 |
| 93-3431  | Gasket - Cylinder Head     | 49 122 1                 | 93-3495  | Washer - 1.45 mm          | 42 * A/R                 |
| 93-3431  | Gasket - Head, Cylinder    | 39 26 1                  | 93-3496  | Washer - 1.5 mm           | 42 * A/R                 |
| 93-3432  | Bolt W/Washer              | 39 27 2                  | 93-3497  | Washer - 1.55 mm          | 42 * A/R                 |
| 93-3433  | Assy. - Cover, Rocker      | 39 11 1                  | 93-3498  | Washer - 1.6 mm           | 42 * A/R                 |
| 93-3434  | Gasket - Cover, Inlet      | 39 18 1                  | 93-3499  | Washer - 1.65 mm          | 42 * A/R                 |
| 93-3434  | Gasket - Inlet Cover       | 49 124 1                 | 93-3500  | Washer - 1.7 mm           | 42 * A/R                 |
| 93-3435  | Bolt W/Washer              | 39 9 4                   | 93-3501  | Spring - Pressure         | 42 5 3                   |
| 93-3436  | Gasket - Exhaust           | 39 30 1                  | 93-3502  | Pin - Pressure            | 42 4 3                   |
| 93-3436  | Gasket - Exhaust           | 49 125 1                 | 93-3503  | Assembly - Nozzle         | 42 2 3                   |
| 93-3437  | Asm. - Manifold, Exhaust   | 39 31 1                  | 93-3504  | Assembly - Solenoid       | 44 22 1                  |
| 93-3438  | Assy. - Cover, Inlet       | 39 20 1                  | 93-3505  | Bracket - Starter         | 44 24 1                  |
| 93-3440  | Pipe - Inlet               | 39 21 1                  | 93-3506  | Plug - Glow               | 44 16 3                  |
| 93-3441  | Gasket - Inlet Pipe        | 49 118 1                 | 93-3507  | Plate - Connection        | 44 6 1                   |
| 93-3441  | Gasket - Pipe, Inlet       | 39 25 1                  | 93-3508  | Plate - Adjusting         | 43 16 1                  |
| 93-3442  | Bolt W/Washer              | 39 23 1                  | 93-3509  | Nut                       | 43 12 1                  |
| 93-3443  | Bolt W/Washer              | 39 24 1                  | 93-3510  | Washer - Spring           | 43 13 1                  |
| 93-3444  | Cap - Filler               | 40 1 1                   | 93-3511  | Washer - Plain            | 43 14 1                  |
| 93-3445  | Gasket - Gear              | 40 2 1                   | 93-3512  | Bolt - Alternator         | 43 15 1                  |
| 93-3445  | Gasket - Gear              | 49 117 1                 | 93-3513  | Pipe - Injector No.1      | 44 7 1                   |
| 93-3446  | Plate - Front              | 40 4 1                   | 93-3514  | Pipe - Injector No.2      | 44 10 1                  |
| 93-3447  | Gasket - Front Plate       | 49 116 1                 | 93-3515  | Pipe - Injector No.3      | 44 11 1                  |
| 93-3447  | Gasket - Plate, Front      | 40 5 1                   | 93-3516  | Pipe - Leak Off, Fuel     | 44 15 1                  |
| 93-3448  | Case - Gear                | 40 6 1                   | 93-3517  | Bolt                      | 44 3 4                   |
| 93-3449  | Bolt                       | 40 8 8                   | 93-3518  | Nipple - Swivel           | 44 2 1                   |
| 93-3450  | Assembly - Pump, Water     | 41 7 1                   | 93-3519  | Assembly - Case, Therm.   | 43 11 1                  |
| 93-3451  | Bolt W/Washer              | 41 6 2                   | 93-3520  | Pipe                      | 43 21 1                  |
| 93-3452  | Joint                      | 41 5 1                   | 93-3521  | Gasket - Case, Thermostat | 43 8 1                   |
| 93-3453  | Gasket                     | 41 8 1                   | 93-3521  | Gasket - Thermo Case      | 49 120 1                 |
| 93-3453  | Gasket - Water Pump        | 49 112 1                 | 93-3522  | Bolt W/Washer             | 43 19 3                  |
| 93-3454  | Plate                      | 41 9 1                   | 93-3523  | Assembly - Hose, Fuel     | 43 1 1                   |
| 93-3455  | Gasket - Pump, Water       | 41 10 1                  | 93-3524  | Thermostat                | 43 7 1                   |
| 93-3455  | Gasket - Water Pump        | 49 110 1                 | 93-3525  | Gauge                     | 43 3 1                   |
| 93-3456  | Bolt W/Washer              | 41 4 3                   | 93-3526  | Switch                    | 43 10 1                  |
| 93-3457  | Bolt W/Washer              | 41 11 1                  | 93-3527  | Gasket                    | 43 9 1                   |
| 93-3458  | Pulley - Pump, Water       | 41 2 1                   | 93-3527  | Gasket                    | 49 109 1                 |
| 93-3459  | Bolt W/Washer              | 41 1 4                   | 93-3528  | Plug                      | 43 2 1                   |
| 93-3460  | V-Belt                     | 41 3 1                   | 93-3529  | Assembly - Case, Governor | 45 1 1                   |
| 93-3461  | Assembly - Pump, Fuel      | 42 * 1                   | 93-3530  | Pin - Spring              | 45 18 1                  |
| 93-3462  | Assembly - Sub, Housing    | 42 30 1                  | 93-3531  | O-Ring                    | 45 25 1                  |
| 93-3463  | Holder - Delivery, Valve   | 42 16 3                  | 93-3532  | Nut - Jam                 | 45 33 1                  |
| 93-3464  | Spring - Delivery, Valve   | 42 14 3                  | 93-3533  | Bolt - Speed Set          | 45 31 2                  |
| 93-3465  | Gasket - Delivery, Valve   | 42 13 3                  | 93-3534  | Spring - Governor         | 45 16 1                  |
| 93-3466  | Assembly - Sub, Valve      | 42 12 3                  | 93-3535  | Spring Set - Torque       | 45 13 1                  |
| 93-3467  | Assembly - Sub, Element    | 42 11 3                  | 93-3536  | Stopper                   | 45 11 1                  |
| 93-3468  | Sleeve - Control           | 42 24 3                  | 93-3537  | Spring - Torque           | 45 10 2                  |
| 93-3469  | Seat - Spring, Upper       | 42 25 3                  | 93-3538  | Spring - Start            | 45 21 1                  |
| 93-3470  | Spring - Plunger           | 42 26 3                  | 93-3539  | Shim - Shaft, Governor    | 45 23 1                  |
| 93-3471  | Assembly - Sub, Tappet     | 42 29 3                  | 93-3540  | Lever - Speed             | 45 35 1                  |
| 93-3472  | Assembly - Control, Rack   | 42 23 1                  | 93-3541  | Case - Governor           | 45 36 1                  |
| 93-3473  | Seat - Spring, Lower       | 42 27 3                  | 93-3542  | Lever - Spring, Governor  | 45 17 1                  |
| 93-3474  | O-Ring                     | 42 15 3                  | 93-3543  | Lever - Tension           | 45 19 1                  |
| 93-3475  | Pin - Guide, Tappet        | 42 21 3                  | 93-3544  | Lever - Governor          | 45 22 1                  |
| 93-3476  | Plate                      | 42 22 1                  | 93-3545  | Shaft - Governor          | 45 24 1                  |
| 93-3477  | Plate - Adjusting          | 42 20 2                  | 93-3546  | Rod - Tie                 | 45 15 1                  |
| 93-3478  | Bolt - Washer Head         | 42 19 2                  | 93-3547  | Spring - Rod, Tie         | 45 14 1                  |
| 93-3479  | Screw - Hollow             | 42 10 1                  | 93-3548  | Gasket - Case, Governor   | 45 29 1                  |
| 93-3480  | Screw - Bleeder, Air       | 42 8 1                   | 93-3548  | Gasket - Governor Case    | 49 121 1                 |
| 93-3481  | Washer - Union, Pipe       | 42 9 1                   | 93-3549  | Shaft - Sleeve, Sliding   | 45 26 1                  |
| 93-3482  | Plate - Shim .25 mm        | 42 * A/R                 | 93-3550  | Sleeve - Sliding          | 45 27 1                  |
| 93-3483  | Plate - Shim .35 mm        | 42 * A/R                 | 93-3551  | Weight                    | 45 28 1                  |
| 93-3484  | Plate - Shim .45 mm        | 42 * A/R                 | 93-3552  | Wire                      | 45 6 1                   |
| 93-3485  | Plate - Shim .55 mm        | 42 * A/R                 | 93-3553  | Bolt                      | 45 4 3                   |
| 93-3486  | Plate - Shim .65 mm        | 42 * A/R                 | 93-3554  | Bolt - Case, Governor     | 45 3 1                   |
| 93-3487  | Plate - Name               | 42 18 1                  | 93-3555  | Assembly - Starter        | 46 * 1                   |
| 93-3488  | Rivet                      | 42 17 2                  | 93-3556  | Screw                     | 46 19 1                  |
| 93-3489  | Assembly - Nozzle & Holder | 42 * 1                   | 93-3556  | Screw Set                 | 46 3 1                   |

\*Not Illustrated

# TORO PART NUMBER INDEX (Cont.)

3317-268

| Part No. | Description                | Pg. Ref.<br>No. No. Qty. | Part No. | Description              | Pg. Ref.<br>No. No. Qty. |
|----------|----------------------------|--------------------------|----------|--------------------------|--------------------------|
| 93-3557  | Assembly - Bracket, Front  | 46 4 1                   | 93-4272  | Kit - Individual Pieces  | 29 * 1                   |
| 93-3558  | Assembly - Lever           | 46 5 1                   | 93-4277  | Kit - Valve              | 29 19 1                  |
| 93-3559  | Spring Set                 | 46 6 1                   | 93-4278  | Pin - Dowel              | 29 4 4                   |
| 93-3560  | Assembly - Bracket, Center | 46 7 1                   | 93-4279  | Plate - Distance         | 29 13 2                  |
| 93-3561  | Assembly - Switch          | 46 8 1                   | 93-4280  | Coupling                 | 29 9 2                   |
| 93-3562  | Armature Set               | 46 * 1                   | 93-4281  | Pin - Dowel              | 29 22 4                  |
| 93-3563  | Bearing - Front            | 46 13 1                  | 93-4282  | Block - Valve            | 29 18 1                  |
| 93-3564  | Bearing - Rear             | 46 14 1                  | 93-4283  | Bolt                     | 29 17 4                  |
| 93-3565  | Bolt Set                   | 46 18 2                  | 93-4284  | Spacer - Cooler, Engine  | 38 31 1                  |
| 93-3566  | Assembly - Shaft, Clutch   | 46 * 1                   | 93-4285  | Cooler - Oil, Engine     | 38 26 1                  |
| 93-3567  | Pinion Set                 | 46 2 1                   | 93-4286  | O-Ring                   | 38 32 1                  |
| 93-3568  | Gear Set                   | 46 21 1                  | 93-4287  | O-Ring                   | 38 30 1                  |
| 93-3569  | Gear                       | 46 11 1                  | 93-4288  | Fitting - Block, Engine  | 38 29 1                  |
| 93-3570  | Cover Set                  | 46 10 1                  | 93-4289  | Hose - Cooler, Outlet    | 38 28 1                  |
| 93-3571  | Assembly - Yoke            | 46 15 1                  | 93-4290  | Connector - Cooler       | 38 25 1                  |
| 93-3572  | Bolt Set                   | 46 9 1                   | 93-4291  | Fitting - Pump, Water    | 38 23 1                  |
| 93-3573  | Assembly - Holder          | 46 16 1                  | 93-4292  | Cover - Spiral Tube      | 38 35 1                  |
| 93-3574  | Spring - Brush             | 46 20 4                  | 93-4294  | Hose - Cooler, Inlet     | 38 33 1                  |
| 93-3575  | Assembly - Bracket, Rear   | 46 17 1                  | 93-4295  | Assembly - Filter, Oil   | 38 4 1                   |
| 93-3576  | Stopper Set                | 46 1 1                   | 93-4296  | Clamp-R                  | 38 24 1                  |
| 93-3577  | Assembly - Alternator      | 47 * 1                   | 93-4297  | Clamp - Hose             | 38 27 4                  |
| 93-3578  | Nut - Set                  | 47 1 1                   | 93-7000  | Spindle - Rear R.H.      | 53 * 1                   |
| 93-3579  | Assembly - Pulley          | 47 2 1                   | 93-7001  | Spindle - Rear L.H.      | 53 15 1                  |
| 93-3580  | Bolt Set                   | 47 4 1                   | 93-7013  | Guide - Gauge, Oil Level | 38 3 1                   |
| 93-3581  | Assembly - Bracket, Front  | 47 10 1                  | 217-120  | Rim                      | 22 52 2                  |
| 93-3582  | Screw Set                  | 47 3 1                   | 217-121  | Rim                      | 53 20 2                  |
| 93-3583  | Bearing - Front            | 47 5 1                   | 218-446  | Nut - Locking            | 10 10 1                  |
| 93-3584  | Assembly - Rotor           | 47 7 1                   | 218-447  | Washer - E.T.L.W.        | 10 11 1                  |
| 93-3585  | Bearing - Rear             | 47 6 1                   | 218-498  | Nut - Hex.               | 10 4 4                   |
| 93-3586  | Assembly - Stator          | 47 12 1                  | 218-498  | Nut - Lock               | 31 54 2                  |
| 93-3587  | Assembly - Bracket, Rear   | 47 14 1                  | 218-533  | Lens - Red               | 10 * 1                   |
| 93-3588  | Regulator Set              | 47 13 1                  | 218-535  | Nut - Lock               | 10 30 1                  |
| 93-3589  | Brush                      | 47 11 2                  | 218-536  | Washer - Lock            | 10 29 1                  |
| 93-3590  | Assembly - Rectifier       | 47 9 1                   | 218-573  | Fuse - 5A                | 10 20 1                  |
| 93-3591  | Nut - Set                  | 47 8 1                   | 218-578  | Fuse - 10A               | 10 * 3                   |
| 93-3592  | Kit- Gasket, Complete      | 49 * 1                   | 218-579  | Wire - Fuel Pump         | 20 34 1                  |
| 93-3593  | Packing - Body             | 49 119 1                 | 218-590  | Switch - Micro           | 11 38 2                  |
| 93-3594  | Hose - Breather            | 39 13 1                  | 219-17   | Bulb - Light             | 10 * 4                   |
| 93-3595  | Clip - Hose                | 39 32 1                  | 219-19   | Bulb - Light             | 11 * 1                   |
| 93-3596  | Pipe - Oil Inlet           | 35 20 3                  | 231-134  | Tire                     | 22 53 2                  |
| 93-3597  | Bearing - Set U.S. 0.25 mm | 36 * 1                   | 231-141  | Tire                     | 53 19 2                  |
| 93-3598  | Cap - Sealing              | 39 19 1                  | 232-27   | Stem - Valve             | 21 3 2                   |
| 93-3599  | Gasket - Liquid            | 38 * 1                   | 232-35   | Stem - Valve             | 53 21 2                  |
| 93-3601  | Decal - Instructions       | 1 25 1                   | 233-17   | Knob - Parking Brake     | 3 9 1                    |
| 93-3604  | Gasket                     | 28 6 1                   | 233-42   | Knob                     | 5 19 1                   |
| 93-3609  | Bolt - Special             | 4 36 4                   | 233-42   | Knob - Throttle          | 6 34 1                   |
| 93-3611  | Asm. - Control Manifold    | 14 6 1                   | 237-21   | O-Ring                   | 16 2 7                   |
| 93-3612  | Fitting - Hydraulic 90°    | 14 25 1                  | 237-21   | O-Ring                   | 17 2 7                   |
| 93-3614  | Assembly - Cover           | 19 4 1                   | 237-21   | O-Ring                   | 18 4 8                   |
| 93-3615  | Assembly - Drive Shaft     | 19 7 1                   | 237-21   | O-Ring                   | 58 14 4                  |
| 93-3616  | Assembly - Idler Gear      | 19 6 1                   | 237-21   | O-Ring                   | 14 18 4                  |
| 93-3617  | Assembly - Differential    | 24 * 1                   | 237-21   | O-Ring                   | 53 33 2                  |
| 93-3618  | Gear & Pinion Assembly     | 24 * 1                   | 237-21   | Seal - O-Ring            | 56 5 8                   |
| 93-3619  | Upper Housing              | 24 26 1                  | 237-22   | O-Ring                   | 14 1 4                   |
| 93-3621  | Bracket - Eng. Right Rear  | 33 * 1                   | 237-22   | O-Ring                   | 16 14 2                  |
| 93-3623  | Strip - Sealing, Radiator  | 31 61 2                  | 237-22   | O-Ring                   | 3 14 5                   |
| 93-3624  | Plate - Retaining          | 31 62 2                  | 237-22   | O-Ring                   | 28 15 1                  |
| 93-3625  | Spring - Joystick Return   | 11 58 1                  | 237-22   | O-Ring                   | 18 19 10                 |
| 93-3626  | Bracket - Hose             | 30 35 1                  | 237-22   | O-Ring                   | 21 20 2                  |
| 93-3626  | Bracket - Hose             | 2 41 1                   | 237-22   | O-Ring                   | 13 23 6                  |
| 93-3640  | Stop - Reel                | 59 56 1                  | 237-22   | O-Ring                   | 31 47 2                  |
| 93-3641  | Plate - Idler Stop         | 6 49 1                   | 237-30   | O-Ring                   | 28 11 2                  |
| 93-3642  | Tube - Hydraulic           | 28 13 1                  | 237-30   | O-Ring                   | 15 12 1                  |
| 93-3642  | Tube - Hydraulic           | 14 38 1                  | 237-30   | O-Ring                   | 14 13 4                  |
| 93-3643  | Tube - Hydraulic           | 28 12 1                  | 237-42   | O-Ring                   | 15 5 2                   |
| 93-3643  | Tube - Hydraulic           | 14 39 1                  | 237-42   | O-Ring                   | 16 16 2                  |
| 93-3644  | Guard W.A. - Flywheel      | 32 22 1                  | 237-42   | O-Ring                   | 13 25 4                  |
| 93-4268  | Kit - Flange               | 29 * 1                   | 237-65   | O-Ring                   | 13 10 5                  |
| 93-4269  | Kit - Housing, Section 1   | 29 * 1                   | 237-65   | O-Ring                   | 14 22 1                  |
| 93-4270  | Kit - Housing, Section 2   | 29 * 1                   | 237-65   | O-Ring                   | 31 50 2                  |
| 93-4271  | Kit - Housing, Section 3   | 29 * 1                   | 237-78   | O-Ring                   | 15 1 12                  |

\*Not Illustrated

# TORO PART NUMBER INDEX (Cont.)

| Part No. | Description          | Pg. No. | Ref. No. | Qty. | Part No. | Description          | Pg. No. | Ref. No. | Qty. |
|----------|----------------------|---------|----------|------|----------|----------------------|---------|----------|------|
| 237-78   | O-Ring               | 18      | 2        | 5    | 283-6    | Pin - Clevis         | 58      | 10       | 2    |
| 237-78   | O-Ring               | 56      | 3        | 6    | 283-6    | Pin - Clevis         | 56      | 15       | 3    |
| 237-78   | O-Ring               | 16      | 4        | 7    | 283-58   | Pin - Clevis         | 5       | 30       | 4    |
| 237-78   | O-Ring               | 17      | 4        | 8    | 302-5    | Fitting - Grease     | 32      | 5        | 1    |
| 237-78   | O-Ring               | 14      | 7        | 6    | 302-5    | Fitting - Grease     | 55      | 7        | 2    |
| 237-78   | O-Ring               | 58      | 12       | 4    | 302-5    | Fitting - Grease     | 53      | 11       | 4    |
| 237-78   | O-Ring               | 21      | 22       | 1    | 302-5    | Fitting - Grease     | 56      | 11       | 6    |
| 237-78   | O-Ring               | 53      | 31       | 2    | 302-5    | Fitting - Grease     | 60      | 13       | 1    |
| 237-79   | O-Ring               | 14      | 9        | 6    | 302-5    | Fitting - Grease     | 61      | 13       | 1    |
| 237-79   | O-Ring               | 15      | 10       | 1    | 302-5    | Fitting - Grease     | 62      | 13       | 1    |
| 237-79   | O-Ring               | 28      | 17       | 3    | 302-5    | Fitting - Grease     | 63      | 13       | 1    |
| 237-79   | O-Ring               | 18      | 18       | 10   | 302-5    | Fitting - Grease     | 27      | 20       | 1    |
| 237-79   | O-Ring               | 21      | 18       | 2    | 302-5    | Fitting - Grease     | 58      | 29       | 4    |
| 237-79   | O-Ring               | 13      | 45       | 1    | 302-5    | Fitting - Grease     | 5       | 39       | 1    |
| 237-80   | O-Ring               | 15      | 20       | 1    | 304-46   | Drain - Radiator     | 30      | 10       | 1    |
| 237-81   | O-Ring               | 13      | 12       | 4    | 304-46   | Fitting - Drain      | 20      | 25       | 1    |
| 237-81   | O-Ring               | 21      | 25       | 2    | 321-2    | Screw - Cap Hex. Hd. | 13      | 6        | 1    |
| 237-81   | O-Ring               | 14      | 26       | 1    | 321-2    | Screw - Cap Hex. Hd. | 21      | 6        | 1    |
| 237-141  | Bumper               | 1       | 6        | 2    | 321-3    | Screw - Cap Hex. Hd. | 50      | 9        | 1    |
| 237-146  | O-Ring               | 28      | 19       | 1    | 321-4    | Screw - Cap Hex. Hd. | 33      | 12       | 1    |
| 237-156  | O-Ring               | 15      | 16       | 2    | 321-4    | Screw - Cap Hex. Hd. | 30      | 23       | 7    |
| 237-161  | O-Ring               | 21      | 36       | 1    | 321-4    | Screw - Cap Hex. Hd. | 6       | 31       | 2    |
| 237-163  | O-Ring               | 28      | 9        | 1    | 321-4    | Screw - Cap Hex. Hd. | 56      | 35       | 2    |
| 237-165  | Grommet              | 54      | 46       | 2    | 321-6    | Screw - Cap Hex. Hd. | 50      | 22       | 2    |
| 237-181  | O-Ring               | 22      | 51       | 1    | 321-6    | Screw - Cap Hex. Hd. | 20      | 31       | 2    |
| 240-3    | Grommet              | 31      | 57       | 2    | 321-8    | Screw - Cap Hex. Hd. | 20      | 6        | 2    |
| 240-11   | Grommet              | 20      | 28       | 3    | 321-11   | Screw - Cap Hex. Hd. | 16      | 5        | 2    |
| 240-11   | Grommet              | 13      | 39       | 3    | 321-11   | Screw - Cap Hex. Hd. | 17      | 6        | 4    |
| 241-119  | Cap - Dust           | 53      | 24       | 2    | 321-15   | Screw - Cap Hex. Hd. | 10      | 33       | 3    |
| 242-34   | Stud-Flange, Axle    | 25      | 11       | 10   | 321-18   | Screw - Cap Hex. Hd. | 16      | 28       | 2    |
| 242-50   | Nut - Lug            | 53      | 26       | 10   | 321-23   | Screw - Cap Hex. Hd. | 13      | 13       | 2    |
| 2411-36  | Bearing - Rod End    | 5       | 2        | 1    | 321-39   | Screw - Cap Hex. Hd. | 1       | 15       | 7    |
| 2412-3   | Clamp - Hose         | 30      | 27       | 2    | 321-39   | Screw - Cap Hex. Hd. | 10      | 26       | 2    |
| 2412-4   | Clamp                | 33      | 16       | 2    | 322-2    | Screw - Cap Hex. Hd. | 30      | 43       | 2    |
| 2412-4   | Clamp - R            | 32      | 21       | 1    | 322-2    | Screw - Cap Hex. Hd. | 34      | 61       | 4    |
| 2412-34  | Clamp - Hose         | 28      | 2        | 1    | 322-3    | Screw - Cap Hex. Hd. | 33      | 14       | 4    |
| 2412-34  | Clamp - Hose         | 30      | 15       | 2    | 322-3    | Screw - Cap Hex. Hd. | 6       | 14       | 9    |
| 2412-34  | Clamp - Hose         | 13      | 18       | 3    | 322-3    | Screw - Cap Hex. Hd. | 27      | 18       | 2    |
| 2412-36  | Clamp - Drain        | 20      | 24       | 1    | 322-3    | Screw - Cap Hex. Hd. | 5       | 25       | 8    |
| 2412-42  | Clamp - Hose         | 50      | 1        | 1    | 322-3    | Screw - Cap Hex. Hd. | 50      | 26       | 6    |
| 2412-71  | Clamp - R            | 34      | 51       | 1    | 322-3    | Screw - Cap Hex. Hd. | 14      | 28       | 4    |
| 2412-72  | R-Clamp              | 6       | 48       | 1    | 322-3    | Screw - Cap Hex. Hd. | 1       | 30       | 4    |
| 2412-74  | Clamp-R              | 59      | 53       | 2    | 322-3    | Screw - Cap Hex. Hd. | 10      | 35       | 3    |
| 2412-92  | Clamp - Hose         | 33      | 20       | 1    | 322-4    | Screw - Cap Hex. Hd. | 50      | 11       | 3    |
| 2412-93  | Clamp - R            | 6       | 18       | 1    | 322-4    | Screw - Cap Hex. Hd. | 33      | 18       | 2    |
| 2412-93  | Clamp - R            | 50      | 23       | 1    | 322-4    | Screw - Cap Hex. Hd. | 30      | 36       | 2    |
| 2412-93  | Clamp - R            | 13      | 32       | 2    | 322-4    | Screw - Cap Hex. Hd. | 2       | 40       | 2    |
| 2412-103 | Clamp - R            | 30      | 29       | 2    | 322-5    | Screw - Cap Hex. Hd. | 58      | 6        | 3    |
| 2412-107 | Clamp - R            | 59      | 51       | 1    | 322-5    | Screw - Cap Hex. Hd. | 1       | 19       | 4    |
| 2412-107 | R-Clamp              | 2       | 50       | 1    | 322-5    | Screw - Cap Hex. Hd. | 56      | 26       | 3    |
| 2412-108 | Clamp - Hose         | 20      | 12       | 11   | 322-5    | Screw - Cap Hex. Hd. | 11      | 54       | 1    |
| 2412-126 | Clamp-R              | 11      | 53       | 1    | 322-5    | Screw - Cap Hex. Hd. | 31      | 60       | 4    |
| 2412-129 | Clamp - Hose         | 21      | 27       | 2    | 322-6    | Screw - Cap Hex Head | 7       | 30       | 1    |
| 2412-133 | Clamp - R            | 6       | 42       | 2    | 322-6    | Screw - Cap Hex. Hd. | 34      | 47       | 8    |
| 251-259  | Bearing - Ball       | 27      | 11       | 2    | 322-6    | Screw - Cap Hex. Hd. | 58      | 17       | 4    |
| 251-318  | Bearing - Ball       | 33      | 7        | 2    | 322-7    | Screw - Cap Hex. Hd. | 27      | 10       | 1    |
| 253-129  | Seal - Grease        | 53      | 28       | 2    | 322-9    | Screw - Cap Hex. Hd. | 32      | 2        | 2    |
| 254-65   | Cone-Tapered Bearing | 24      | 28       | 2    | 322-10   | Screw - Cap Hex. Hd. | 27      | 3        | 1    |
| 254-66   | Cup-Tapered Bearing  | 24      | 27       | 2    | 322-12   | Screw - Cap Hex. Hd. | 58      | 32       | 2    |
| 254-72   | Cup - Bearing        | 53      | 17       | 4    | 323-4    | Screw - Cap Hex. Hd. | 6       | 2        | 2    |
| 254-91   | Cone-Bearing         | 24      | 23       | 1    | 323-4    | Screw - Cap Hex. Hd. | 13      | 43       | 2    |
| 254-94   | Cone - Bearing       | 53      | 16       | 4    | 323-5    | Screw - Cap Hex. Hd. | 20      | 26       | 3    |
| 256-42   | Bushing - Sleeve     | 5       | 34       | 2    | 323-5    | Screw - Cap Hex. Hd. | 13      | 36       | 3    |
| 256-113  | Bushing - Flange     | 27      | 19       | 2    | 323-6    | Screw - Cap Hex. Hd. | 33      | 11       | 2    |
| 256-115  | Washer - Thrust      | 58      | 26       | 8    | 323-6    | Screw - Hex Head     | 59      | 57       | 2    |
| 256-115  | Washer - Thrust      | 56      | 41       | 11   | 323-7    | Screw - Cap Hex. Hd. | 53      | 1        | 4    |
| 256-121  | Washer - Thrust      | 53      | 12       | 2    | 323-7    | Screw - Cap Hex. Hd. | 34      | 57       | 1    |
| 256-236  | Bearing - Flange     | 5       | 24       | 4    | 323-9    | Screw - Cap Hex. Hd. | 5       | 3        | 1    |
| 256-287  | Bushing - Flange     | 58      | 38       | 4    | 323-9    | Screw - Cap Hex. Hd. | 50      | 15       | 1    |
| 282-4    | Clevis - Spring      | 58      | 3        | 2    | 323-11   | Screw - Cap Hex. Hd. | 56      | 39       | 1    |
| 282-4    | Clevis - Spring      | 56      | 21       | 3    | 323-12   | Screw - Cap Hex. Hd. | 28      | 4        | 2    |

\*Not Illustrated

# TORO PART NUMBER INDEX (Cont.)

3317-268

| Part No. | Description             | Pg. Ref.<br>No. No. Qty. | Part No. | Description             | Pg. Ref.<br>No. No. Qty. |
|----------|-------------------------|--------------------------|----------|-------------------------|--------------------------|
| 323-12   | Screw - Cap Hex. Hd.    | 21 32 2                  | 3256-22  | Washer - Flat           | 3 11 4                   |
| 323-12   | Screw - Cap Hex. Hd.    | 33 36 1                  | 3256-22  | Washer - Flat           | 30 22 4                  |
| 323-12   | Screw - Cap Hex. Hd.    | 57 56 2                  | 3256-22  | Washer - Flat           | 56 34 2                  |
| 323-14   | Screw - Cap Hex. Hd.    | 33 44 3                  | 3256-23  | Washer - Flat           | 58 7 10                  |
| 323-20   | Screw - Cap Hex. Hd.    | 22 49 2                  | 3256-23  | Washer - Flat           | 6 12 8                   |
| 324-7    | Screw - Cap Hex. Hd.    | 21 29 4                  | 3256-23  | Washer - Flat           | 3 15 6                   |
| 325-4    | Screw - Cap Hex. Hd.    | 58 35 4                  | 3256-23  | Washer - Flat           | 33 17 6                  |
| 325-4    | Screw - Cap Hex. Hd.    | 57 59 6                  | 3256-23  | Washer - Flat           | 1 18 6                   |
| 325-5    | Screw - Cap Hex. Hd.    | 64 6 9                   | 3256-23  | Washer - Flat           | 50 25 2                  |
| 325-7    | Screw - Cap Hex. Hd.    | 21 13 2                  | 3256-23  | Washer - Flat           | 56 25 3                  |
| 327-2    | Screw - Cap Hex. Hd.    | 53 3 1                   | 3256-23  | Washer - Flat           | 30 38 4                  |
| 328-7    | Screw - Cap Hex. Hd.    | 56 18 4                  | 3256-24  | Washer                  | 7 5 1                    |
| 328-12   | Screw - Cap Hex. Hd.    | 56 13 2                  | 3256-24  | Washer - Flat           | 53 2 2                   |
| 328-25   | Screw - Cap Hex. Hd.    | 53 30 1                  | 3256-24  | Washer - Flat           | 5 4 1                    |
| 328-27   | Screw - Cap Hex. Hd.    | 54 49 1                  | 3256-24  | Washer - Flat           | 50 17 1                  |
| 3210-8   | Screw - Cap, Hex Hd.    | 23 19 8                  | 3256-24  | Washer - Flat           | 6 19 3                   |
| 3212-4   | Screw - Cap Hex. Hd.    | 64 * 2                   | 3256-24  | Washer - Flat           | 56 24 3                  |
| 3213-2   | Screw - Cap Hex. Hd.    | 33 31 8                  | 3256-24  | Washer - Flat           | 58 30 4                  |
| 3217-6   | Nut - Hex               | 7 32 1                   | 3256-24  | Washer - Flat           | 13 41 2                  |
| 3217-6   | Nut - Hex.              | 27 28 1                  | 3256-24  | Washer - Flat           | 34 50 4                  |
| 3217-9   | Nut - Lock              | 64 7 3                   | 3256-26  | Washer - Flat           | 27 2 1                   |
| 3220-3   | Nut - Jam               | 5 1 2                    | 3256-26  | Washer - Flat           | 64 4 9                   |
| 3220-3   | Nut - Jam               | 53 14 8                  | 3256-26  | Washer - Flat           | 3 22 1                   |
| 3220-5   | Nut - Jam               | 53 36 2                  | 3256-26  | Washer - Flat           | 7 24 2                   |
| 3220-6   | Nut                     | 4 27 1                   | 3256-40  | Washer - Flat           | 34 66 4                  |
| 3220-6   | Nut - Steering Wheel    | 3 8 1                    | 3256-46  | Washer - Flat           | 7 20 1                   |
| 3220-7   | Nut - Jam               | 53 23 2                  | 3256-69  | Washer - Thrust         | 5 31 3                   |
| 3220-12  | Nut - Jam L.H. Thread   | 53 38 2                  | 3256-70  | Washer - Flat           | 32 12 6                  |
| 3230-2   | Bolt - Carriage         | 33 15 1                  | 3256-78  | Washer - Flat           | 33 25 1                  |
| 3234-5   | Screw - Whiz Lock       | 30 3 6                   | 3258-19  | Screw - Machine         | 51 6 2                   |
| 3234-13  | Screw - Cap Flange Hd.  | 54 52 2                  | 3258-166 | Screw - Phillips Hd.    | 10 12 5                  |
| 3234-14  | Screw - Hex. Washer Hd. | 2 33 14                  | 3258-166 | Screw - Phillips Hd.    | 3 28 2                   |
| 3234-17  | Screw - Cap Hex. Hd.    | 32 11 1                  | 3258-166 | Screw - Phillips Hd.    | 2 46 3                   |
| 3250-29  | Screw - Cap Hex. Hd.    | 6 7 4                    | 3269-10  | Washer - Back-up        | 30 30 7                  |
| 3253-3   | Washer - Lock           | 21 7 1                   | 3269-13  | Rivet - Pop             | 30 32 17                 |
| 3253-3   | Washer - Lock           | 6 30 1                   | 3269-15  | Rivet - Pop             | 30 5 8                   |
| 3253-3   | Washer - Lock           | 10 32 3                  | 3272-2   | Pin - Cotter            | 5 5 2                    |
| 3253-4   | Washer - Lock           | 3 2 2                    | 3272-4   | Pin - Cotter            | 1 11 2                   |
| 3253-4   | Washer - Lock           | 6 13 4                   | 3272-5   | Pin - Cotter            | 3 17 3                   |
| 3253-4   | Washer - Lock           | 58 16 2                  | 3272-10  | Pin - Cotter            | 27 1 1                   |
| 3253-4   | Washer - Lock           | 27 17 2                  | 3272-10  | Pin - Cotter            | 58 4 2                   |
| 3253-4   | Washer - Lock           | 1 20 4                   | 3272-10  | Pin - Cotter            | 56 17 3                  |
| 3253-4   | Washer - Lock           | 14 29 4                  | 3272-10  | Pin - Cotter            | 3 21 1                   |
| 3253-4   | Washer - Lock           | 30 39 4                  | 3272-10  | Pin - Cotter            | 6 21 2                   |
| 3253-4   | Washer - Lock           | 34 60 4                  | 3272-10  | Pin - Cotter            | 5 40 4                   |
| 3253-5   | Washer - Lock           | 28 5 2                   | 3272-13  | Pin - Cotter            | 53 25 2                  |
| 3253-6   | Washer - Lock           | 64 * 2                   | 3273-26  | Screw - Hex. Socket Hd. | 11 45 2                  |
| 3253-6   | Washer - Lock           | 7 25 2                   | 3290-93  | Screw - Cap Hex. Hd.    | 11 39 4                  |
| 3253-7   | Washer - Lock           | 64 5 9                   | 3290-271 | Rivet - Pop             | 30 20 2                  |
| 3253-7   | Washer - Lock           | 33 32 8                  | 3290-354 | Plate - Nut             | 10 36 2                  |
| 3253-7   | Washer - Lock           | 59 39 4                  | 3290-378 | Tie - Cable             | 3 * 3                    |
| 3253-7   | Washer - Lock           | 57 58 6                  | 3290-378 | Tie - Cable             | 30 17 1                  |
| 3253-15  | Washer - Lock           | 20 9 5                   | 3290-378 | Tie - Cable             | 50 28 1                  |
| 3253-21  | Washer - Lock           | 50 16 1                  | 3290-378 | Tie - Cable             | 59 42 3                  |
| 3253-21  | Washer - Lock           | 21 33 2                  | 3290-378 | Tie - Cable             | 57 68 5                  |
| 3253-21  | Washer - Lock           | 33 35 1                  | 3290-379 | Tie - Cable             | 58 1 1                   |
| 3253-21  | Washer - Lock           | 13 42 2                  | 3290-379 | Tie - Cable             | 56 14 3                  |
| 3253-33  | Washer - Lock           | 7 31 1                   | 3290-461 | Washer - Belleville     | 5 21 1                   |
| 3255-8   | Washer - Lock           | 33 22 2                  | 3290-488 | Boot - Lift Control     | 11 40 1                  |
| 3255-8   | Washer - Lock ETLW      | 3 31 1                   | 3290-489 | Knob - Lift Control     | 10 3 1                   |
| 3255-9   | Washer - Lock E.T.L.W.  | 34 49 1                  | 3296-2   | Nut - Lock              | 10 18 3                  |
| 3256-1   | Washer - Flat           | 10 13 5                  | 3296-3   | Nut - Lock              | 6 27 3                   |
| 3256-1   | Washer - Flat           | 1 14 10                  | 3296-9   | Nut - Hex.              | 27 24 2                  |
| 3256-1   | Washer - Flat           | 3 29 2                   | 3296-20  | Nut - Lock              | 3 16 4                   |
| 3256-3   | Washer - Flat           | 2 31 4                   | 3296-23  | Nut - Lock              | 21 16 2                  |
| 3256-3   | Washer - Flat           | 10 34 4                  | 3296-29  | Nut - Lock              | 27 9 4                   |
| 3256-5   | Washer - Flat           | 7 4 1                    | 3296-29  | Nut - Lock              | 58 9 8                   |
| 3256-6   | Washer - Flat           | 59 40 4                  | 3296-29  | Nut - Lock              | 32 14 2                  |
| 3256-6   | Washer - Flat           | 57 57 6                  | 3296-29  | Nut - Lock              | 5 23 8                   |
| 3256-22  | Washer - Flat           | 20 4 2                   | 3296-29  | Nut - Lock              | 6 23 9                   |
| 3256-22  | Washer - Flat           | 5 6 2                    | 3296-29  | Nut - Lock              | 50 27 4                  |

\*Not Illustrated

# TORO PART NUMBER INDEX (Cont.)

| Part No.  | Description             | Pg. No. | Ref. No. | Qty. | Part No. | Description                   | Pg. No. | Ref. No. | Qty. |
|-----------|-------------------------|---------|----------|------|----------|-------------------------------|---------|----------|------|
| 3296-29   | Nut - Lock              | 33      | 43       | 10   | 32151-41 | Ring - Retaining              | 19      | 13       | 1    |
| 3296-29   | Nut - Lock              | 57      | 45       | 3    | 32151-48 | Ring - Retaining              | 58      | 5        | 2    |
| 3296-29   | Nut - Lock              | 31      | 59       | 2    | 32151-48 | Ring - Retaining              | 56      | 20       | 3    |
| 3296-39   | Nut - Lock              | 53      | 5        | 2    | 32151-61 | Ring - Retaining              | 58      | 18       | 4    |
| 3296-39   | Nut - Lock              | 6       | 9        | 3    | 32151-62 | Ring - Retaining              | 21      | 38       | 1    |
| 3296-39   | Nut - Lock              | 58      | 31       | 6    | 32151-77 | Ring - Retaining              | 53      | 40       | 1    |
| 3296-39   | Nut - Lock              | 21      | 35       | 2    | 32152-10 | Nut                           | 60      | 2        | 1    |
| 3296-39   | Nut - Lock              | 33      | 38       | 4    | 32152-10 | Nut                           | 61      | 2        | 1    |
| 3296-39   | Nut - Lock              | 5       | 38       | 1    | 32152-10 | Nut                           | 62      | 2        | 1    |
| 3296-39   | Nut - Lock              | 57      | 52       | 2    | 32152-10 | Nut                           | 63      | 2        | 1    |
| 3296-42   | Nut - Lock              | 20      | 3        | 2    | 32153-6  | Nut - Lock                    | 53      | 6        | 2    |
| 3296-42   | Nut - Lock              | 1       | 13       | 7    | 340-2    | Fitting - Hydraulic Straight  | 16      | 15       | 2    |
| 3296-42   | Nut - Lock              | 13      | 15       | 2    | 340-3    | Fitting - Hydraulic Straight  | 14      | 5        | 1    |
| 3296-42   | Nut - Lock              | 50      | 20       | 3    | 340-3    | Fitting - Hydraulic Straight  | 28      | 16       | 1    |
| 3296-42   | Nut - Lock              | 16      | 21       | 4    | 340-3    | Fitting - Hydraulic, Straight | 21      | 19       | 2    |
| 3296-42   | Nut - Lock              | 10      | 22       | 4    | 340-4    | Fitting - Hydraulic Straight  | 28      | 10       | 2    |
| 3296-42   | Nut - Lock              | 30      | 25       | 7    | 340-8    | Fitting - Hydraulic Straight  | 13      | 11       | 2    |
| 3296-42   | Nut - Lock              | 3       | 30       | 2    | 340-13   | Fitting - Hydraulic Straight  | 17      | 12       | 2    |
| 3296-42   | Nut - Lock              | 56      | 37       | 2    | 340-13   | Fitting - Hydraulic Straight  | 14      | 19       | 2    |
| 3296-42   | Nut - Lock              | 34      | 63       | 1    | 340-13   | Fitting - Straight            | 57      | 64       | 2    |
| 3296-44   | Nut - Lock              | 7       | 22       | 1    | 340-18   | Fitting - Hydraulic 90°       | 14      | 2        | 2    |
| 3296-44   | Nut - Lock              | 32      | 23       | 3    | 340-18   | Fitting - Hydraulic 90°       | 18      | 7        | 10   |
| 3296-44   | Nut - Lock              | 56      | 23       | 4    | 340-21   | Fitting - Hydraulic Tee       | 18      | 13       | 1    |
| 3296-48   | Nut - Lock              | 21      | 45       | 4    | 340-77   | Fitting - Hydraulic 90°       | 13      | 22       | 1    |
| 3296-51   | Nut - Lock              | 56      | 19       | 6    | 340-77   | Fitting - Hydraulic 90°       | 16      | 27       | 1    |
| 3296-54   | Nut - Lock              | 6       | 4        | 4    | 340-82   | Fitting - Hydraulic 90°       | 13      | 47       | 2    |
| 3296-56   | Nut - Lock              | 21      | 4        | 2    | 340-87   | Fitting - Hydraulic 45°       | 13      | 27       | 1    |
| 3296-59   | Nut - Lock              | 5       | 22       | 1    | 340-92   | Fitting - Hydraulic Straight  | 17      | 3        | 4    |
| 3296-59   | Nut - Lock              | 6       | 35       | 2    | 340-92   | Fitting - Hydraulic Straight  | 14      | 17       | 2    |
| 3296-59   | Nut - Lock              | 34      | 54       | 1    | 340-92   | Fitting - Hydraulic Straight  | 16      | 26       | 4    |
| 32104-76  | Screw - Thread Forming  | 57      | 48       | 2    | 340-101  | Fitting - Hydraulic 45°       | 14      | 10       | 2    |
| 32105-1   | Screw - Cap Hex. Hd.    | 11      | 43       | 1    | 340-101  | Fitting - Hydraulic 45°       | 15      | 11       | 1    |
| 32105-13  | Screw - Cap Hex. Hd.    | 10      | 17       | 2    | 340-103  | Fitting - Hydraulic 45°       | 18      | 3        | 5    |
| 32105-21  | Screw                   | 27      | 4        | 2    | 340-103  | Fitting - Hydraulic 45°       | 58      | 13       | 1    |
| 32107-11  | Nut - Square            | 51      | 5        | 2    | 340-103  | Fitting - Hydraulic 45°       | 53      | 32       | 2    |
| 32108-9   | Screw - Machine         | 21      | 12       | 1    | 340-124  | Fitting - Straight            | 31      | 48       | 2    |
| 32120-74  | Ring - Retaining        | 26      | 53       | 1    | 340-132  | Fitting - Hydraulic 90°       | 16      | 3        | 3    |
| 32120-93  | Ring - Retaining        | 58      | 25       | 4    | 340-132  | Fitting - Hydraulic 90°       | 56      | 4        | 5    |
| 32120-93  | Ring - Retaining        | 56      | 29       | 6    | 340-132  | Fitting - Hydraulic 90°       | 17      | 8        | 1    |
| 32121-2   | Pin - Roll              | 33      | 4        | 2    | 340-132  | Fitting - Hydraulic 90°       | 58      | 22       | 3    |
| 32121-6   | Pin - Roll              | 5       | 9        | 1    | 340-139  | Fitting - Hydraulic 90°       | 14      | 23       | 1    |
| 32121-16  | Pin - Roll              | 5       | 32       | 1    | 340-139  | Fitting - Hydraulic 90°       | 13      | 35       | 1    |
| 32121-38  | Pin - Roll              | 6       | 22       | 1    | 340-143  | Fitting - Hydraulic 90°       | 17      | 11       | 1    |
| 32121-45  | Pin - Roll              | 5       | 10       | 2    | 340-143  | Fitting - Hydraulic 90°       | 15      | 18       | 1    |
| 32121-50  | Pin - Roll              | 5       | 41       | 1    | 340-143  | Fitting - Hydraulic 90°       | 14      | 32       | 1    |
| 32121-122 | Pin - Roll              | 59      | 44       | 2    | 340-143  | Fitting - Hydraulic 90°       | 57      | 70       | 1    |
| 32121-122 | Pin - Roll              | 57      | 55       | 3    | 351-78   | Edging                        | 6       | 1        | 1    |
| 32122-24  | Screw - Round Hd.       | 20      | 10       | 5    | 353-512  | Fitting - Hydraulic Plug      | 17      | 5        | 2    |
| 32128-20  | Nut - Flange Head       | 32      | 18       | 1    | 353-550  | Fitting - Plug                | 13      | 44       | 1    |
| 32128-20  | Nut - Lock              | 50      | 19       | 3    | 353-599  | Pin-Dowel                     | 19      | 3        | 2    |
| 32128-20  | Nut - Whiz              | 30      | 8        | 6    | 353-682  | Fitting - Hydraulic Straight  | 13      | 20       | 1    |
| 32128-26  | Nut - Flange            | 7       | 21       | 4    | 353-781  | Fitting - 90°                 | 20      | 30       | 2    |
| 32128-33  | Nut - Flange Head       | 2       | 45       | 3    | 353-989  | Plug                          | 15      | 6        | 2    |
| 32128-33  | Nut - Lock              | 17      | 10       | 4    | 353-990  | Plug                          | 15      | 2        | 11   |
| 32128-33  | Nut - Lock Flange       | 20      | 36       | 2    | 353-991  | Plug                          | 15      | 17       | 2    |
| 32128-33  | Nut - Lock, Flange Hd.  | 11      | 55       | 3    | 354-20   | Fitting - Fuel Tee            | 20      | 15       | 1    |
| 32144-1   | Screw - Cap Hex. Hd.    | 11      | 41       | 2    | 354-21   | Fitting - Fuel Straight       | 20      | 17       | 1    |
| 32144-5   | Nut                     | 23      | 1        | 8    | 354-22   | Fitting - Fuel, Straight      | 20      | 14       | 2    |
| 32144-10  | Screw - Hex. Washer Hd. | 13      | 33       | 2    | 354-46   | Ring-Seal                     | 19      | 8        | 1    |
| 32144-14  | Screw - Self Tapping    | 57      | 66       | 3    | 354-50   | Screw-Hex Socket Hd.          | 19      | 1        | 4    |
| 32144-18  | Screw - Cap Hex. Hd.    | 11      | 46       | 2    | 354-51   | Washer                        | 19      | 2        | 4    |
| 32144-21  | Screw                   | 3       | 6        | 1    | 354-70   | Plug                          | 15      | 21       | 1    |
| 32144-22  | Screw - Cap Hex. Hd.    | 27      | 13       | 4    | 354-72   | Fitting - Hydraulic 45°       | 21      | 42       | 1    |
| 32144-26  | Screw - Self-Tapping    | 3       | 1        | 2    | 354-73   | Fitting - Hydraulic Straight  | 13      | 24       | 2    |
| 32144-49  | Screw - Hex. Washer Hd. | 59      | 55       | 2    | 354-74   | Fitting - Hydraulic Plug      | 13      | 16       | 1    |
| 32144-112 | Screw - Cap Hex. Hd.    | 21      | 8        | 8    | 354-75   | Fitting - Hydraulic 90°       | 21      | 40       | 1    |
| 32144-112 | Screw-Thread Forming    | 23      | 13       | 8    | 354-77   | Fitting - Hydraulic Test Port | 21      | 23       | 1    |
| 32148-7   | Nut - Clinch            | 30      | 34       | 2    | 354-77   | Fitting - Test Port           | 14      | 11       | 2    |
| 32149-1   | Nut - Lock              | 34      | 59       | 1    | 354-78   | Fitting - Hydraulic           | 28      | 3        | 1    |
| 32151-36  | Ring - Retaining        | 53      | 7        | 2    | 354-79   | Cap - Test Port               | 14      | 12       | 2    |
| 32151-36  | Ring - Retaining        | 59      | 47       | 4    | 354-79   | Cap - Test Port               | 21      | 24       | 1    |

\*Not Illustrated

# TABLE OF CONTENTS

| Description                                      | Page   | Description                                    | Page  |
|--|--------|--|-------|
| Frame & Body Assembly .....                      | 1-2    | Cylinder Block And Bearing Assembly .....      | 36    |
| Steering Tower Assembly .....                    | 3      | Valve, Camshaft And Rocker Assembly .....      | 37    |
| Steering Valve Assembly No. 75-0600 .....        | 4      | Oil Pan, Pump Relief Valve .....               | 38    |
| Traction & Brake Pedals Assembly .....           | 5      | Cylinder Head, Manifold & Cover Assembly ..... | 39    |
| Seat & Throttle Assembly .....                   | 6      | Timing Gear Case .....                         | 40    |
| Seat Suspension Assembly .....                   | 7      | Water Pump Assembly .....                      | 41    |
| Diagnostic-ACE Display Assembly .....            | 8      | Fuel Injection Pump Assembly .....             | 42    |
| Electrical Schematic .....                       | 9      | Thermostat And Alternator Mount Assembly ..... | 43    |
| Control Console Assembly .....                   | 10-11  | Fuel And Starter System Assembly .....         | 44    |
| Hydraulic Schematic .....                        | 12     | Governor .....                                 | 45    |
| Hydraulic Reservoir Assembly .....               | 13     | Starter Assembly .....                         | 46    |
| Hydraulic Control Manifold Assembly .....        | 14     | Alternator Assembly .....                      | 47    |
| Control Manifold Assembly .....                  | 15     | Overhaul Gasket Kit .....                      | 48-49 |
| Front Hydraulic Manifolds .....                  | 16     | Engine Components Assembly .....               | 50    |
| Rear Hydraulic Manifolds .....                   | 17     | Air Cleaner Assembly .....                     | 51    |
| Cutting Unit Hydraulic Components .....          | 18     | Fuel Filter Assembly .....                     | 52    |
| Reel Motor Assembly No. 93-1375 .....            | 19     | Rear Axle Assembly .....                       | 53-54 |
| Fuel Tank Assembly .....                         | 20     | Hydraulic Cylinder No. 75-1200 .....           | 55    |
| Front Axle & Transmission Assembly .....         | 21-22  | Front Lift Arms Assembly .....                 | 56-57 |
| Front Axle Assembly No. 93-0084 .....            | 23-24  | Rear Lift Arms Assembly .....                  | 58-59 |
| Brake Assembly .....                             | 25     | Hydraulic Cylinder Assembly No. 93-0079 .....  | 60    |
| Transmission Assembly No. 75-0012 .....          | 26     | Hydraulic Cylinder Assembly No. 85-9880 .....  | 61    |
| Traction Control Assembly .....                  | 27     | Hydraulic Cylinder Assembly No. 83-7480 .....  | 62    |
| Gear Pump Installation Assembly .....            | 28     | Hydraulic Cylinder Assembly No. 83-7490 .....  | 63    |
| Hydraulic Pump Assembly No. 93-1376 .....        | 29     | R.O.P.S. Assembly (Optional) .....             | 64    |
| Radiator Assembly .....                          | 30-31  | Special Tools .....                            | 65    |
| Muffler & Pump Drive Assembly .....              | 32     | International Parts Reference .....            | 66-67 |
| Engine Installation Assembly .....               | 333-34 | Part Number Index .....                        | 68-78 |
| Timing Gear, Piston, Flywheel & Crankshaft ..... | 35     |  |       |

## PRODUCT CHANGES

In an effort to make improvements available to TORO owners as quickly as possible, minor changes are incorporated into Toro's products from time to time that do not become immediately shown in the Parts Catalog. If such a change has been made in your unit, which is not reflected in your manual, see your TORO Distributor or his Authorized TORO Service Dealer for information and part numbers.

## IDENTIFICATION AND ORDERING

### MODEL AND SERIAL NUMBERS

The Reelmaster® 5300D has two identification numbers; a model number and a serial number. The two numbers are stamped on a decal which is located on the traction unit frame under the seat. In any correspondence concerning the Reelmaster 5300D, supply model and serial numbers to assure that correct information and replacement parts are obtained.

To order replacement parts from an Authorized TORO Service Dealer, supply the following information:

1. Model and serial number of the Reelmaster 5300D.
2. Part number, description, and the quantity of part(s) desired.

**NOTE:** Do not order by reference number if a parts catalog is being used; use the PART NUMBER.

## COUNTRIES OTHER THAN THE UNITED STATES OR CANADA

Customers who have purchased TORO products exported from the United States or Canada should contact their Toro Distributor

(Dealer) to obtain guarantee policies for your country, province or state.

