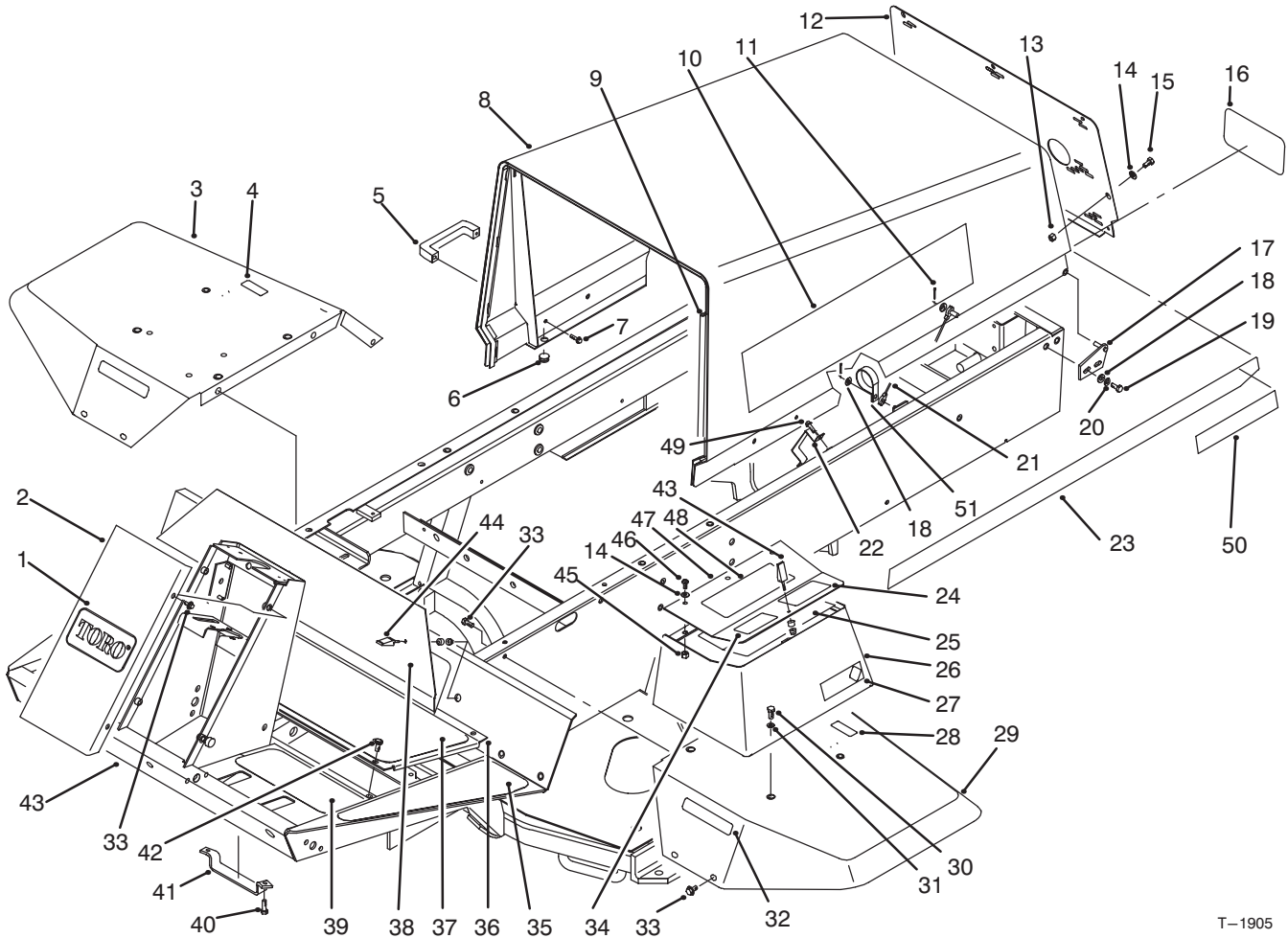




MODEL NO. 03531-50001 & UP

PARTS
CATALOG

**REELMASTER® 5300D 4WD
TRACTION UNIT**



T-1905

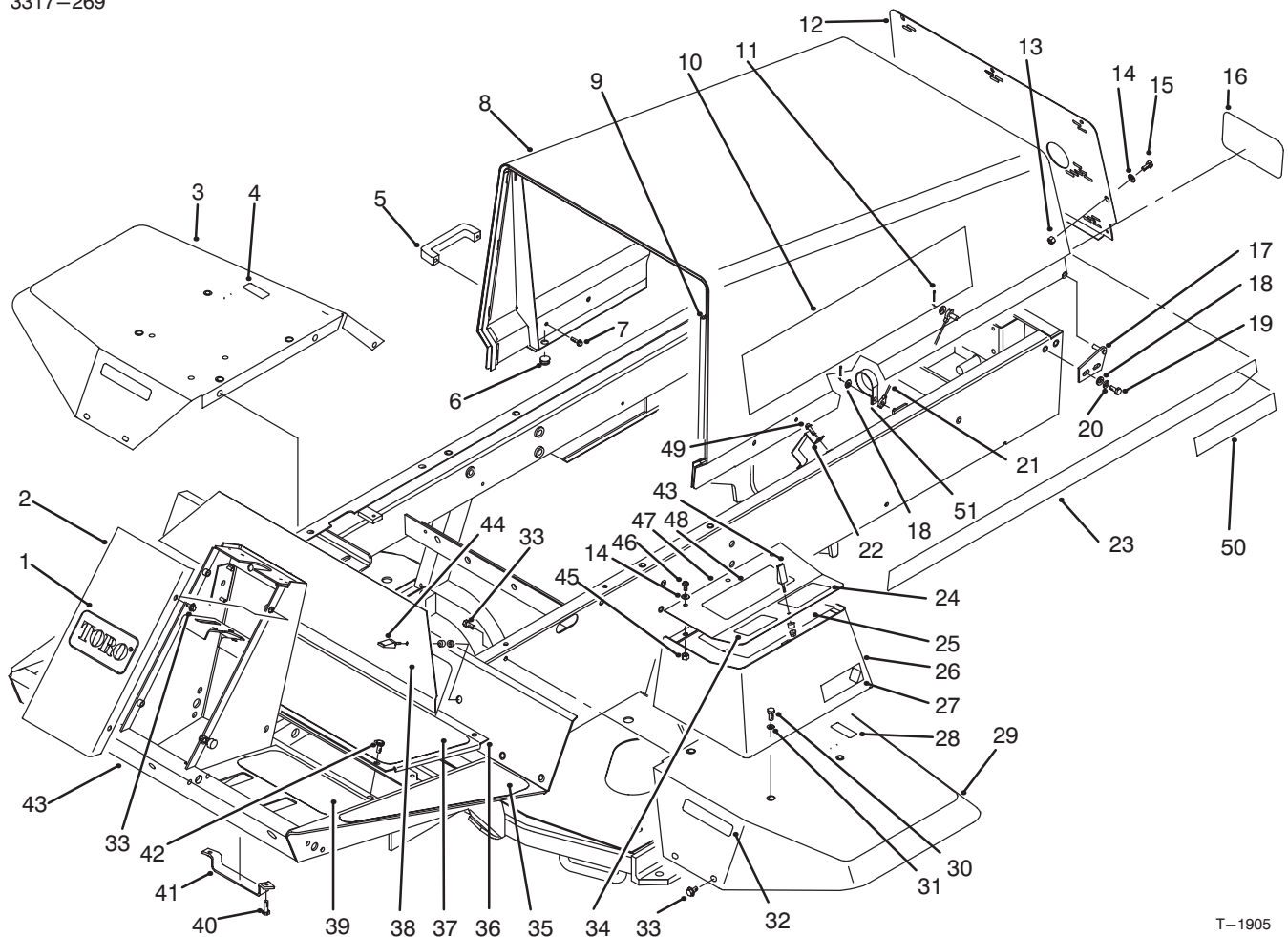
FRAME & BODY ASSEMBLY

Ref. No.	Part No.	Description	No. Used
1	62-5550	Decal - TORO	1
2	75-1420	Cover - Steering Tower	1
3	75-3840	Fender - R.H.	1
‡4	85-4730	Decal - Hydraulic Oil (English)	1
5	65-5100	Handle	2
6	237-141	Bumper	2
7	46-8091	Screw - Cap Hex. Hd.	4
8	93-0000	Hood W.A.	1
9	93-0081	Strip - Seal	1
10	92-5549	Decal - Reelmaster® 5300D	2
11	3272-4	Pin - Cotter	2
12	93-0011	Grill - Hood	1
13	3296-42	Nut - Lock	7
14	3256-1	Washer - Flat	10
15	321-39	Screw - Cap Hex. Hd.	7
16	62-7400	Decal - TORO	1

Ref. No.	Part No.	Description	No. Used
17	63-6900	Hinge - Hood L.H.	1
*	63-6890	Hinge - Hood R.H.	1
18	3256-23	Washer - Flat	6
19	322-5	Screw - Cap Hex. Hd.	4
20	3253-4	Washer - Lock	4
21	75-0570	Cable - Hood	1
22	75-6280	Bracket - Hose	1
23	92-5751	Decal - Hood Trim L.H.	1
*	92-5752	Decal - Hood Trim R.H.	1
‡24	75-1280	Decal - Warning (English)	1
‡25	93-3601	Decal - Instructions (English)	1
26	75-5810	W.A. - Tool Box	1
27	93-0096	Decal - A.C.E.	2
‡28	52-1320	Decal - Fuel (English)	1
29	75-3860	Fender - L.H.	1
30	322-3	Screw - Cap Hex. Hd.	4

‡For different language versions of this part, see International Parts Reference.

*Not Illustrated



T-1905

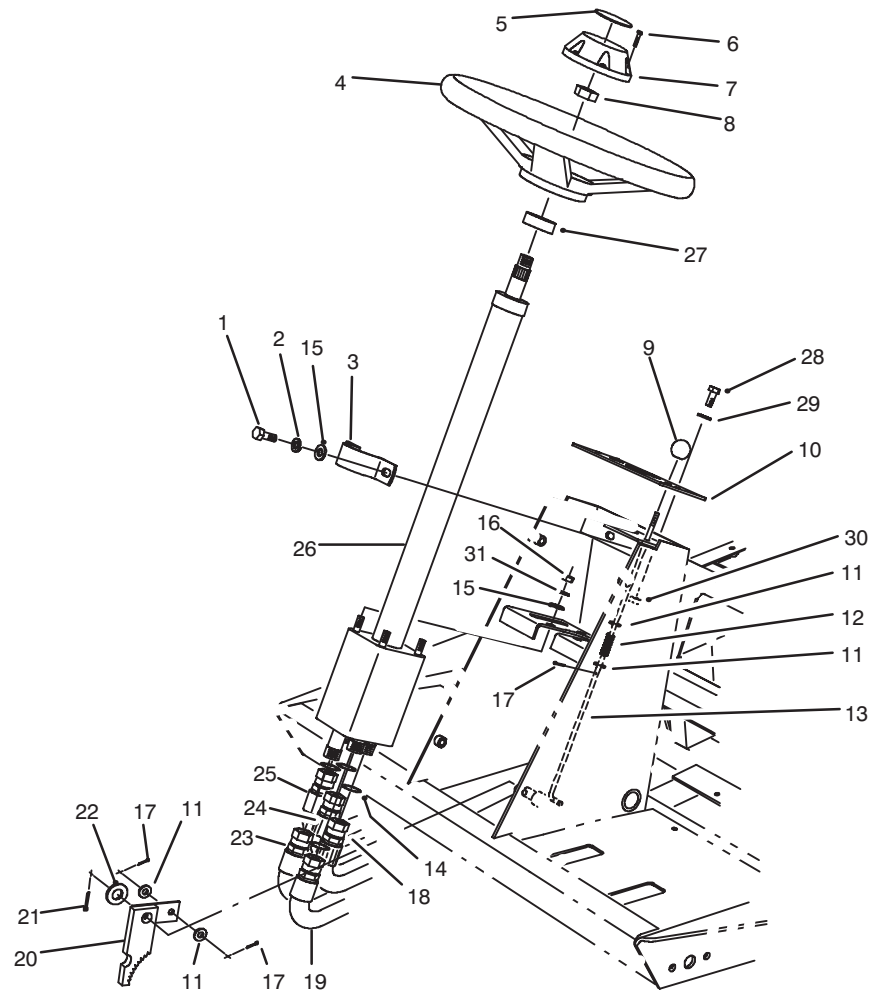
FRAME & BODY ASSEMBLY (Continued)

Ref. No.	Part No.	Description	No. Used
31	3256-3	Washer - Flat	4
‡32	75-5190	Decal - No Riders (English)	2
33	3234-14	Screw - Hex. Washer Hd.	14
‡34	88-6700	Decal - ANSI (English) (For Reference Only)	1
35	75-0650	Tread - Footrest L.H.	1
*	75-0640	Tread - Footrest R.H.	1
36	75-1410	Panel - Floor	1
37	75-0630	Tread - Foot Center	1
38	75-1390	Panel - Access	1
39	75-0620	Tread - Foot L.H.	1
*	75-0610	Tread - Foot R.H.	1
40	322-4	Screw - Cap Hex. Hd.	2

Ref. No.	Part No.	Description	No. Used
41	93-3626	Bracket - Hose	1
42	75-6840	Knob - Knurled	4
43	93-0012	Assembly - Frame	1
44	74-5950	Assembly - Swell Latch	3
45	32128-33	Nut - Flange Head	3
46	3258-166	Screw - Phillips Hd.	3
47	75-6260	Cover - Tool Box	1
‡48	93-3639	Decal - Warning (English)	1
49	49-2040	Screw - Hex. Washer Hd.	2
50	72-3560	Decal - 4WD	2
51	2412-107	R-Clamp	1

*Not Illustrated

‡For different language versions of this part, see International Parts Reference.



T-1044

STEERING TOWER ASSEMBLY

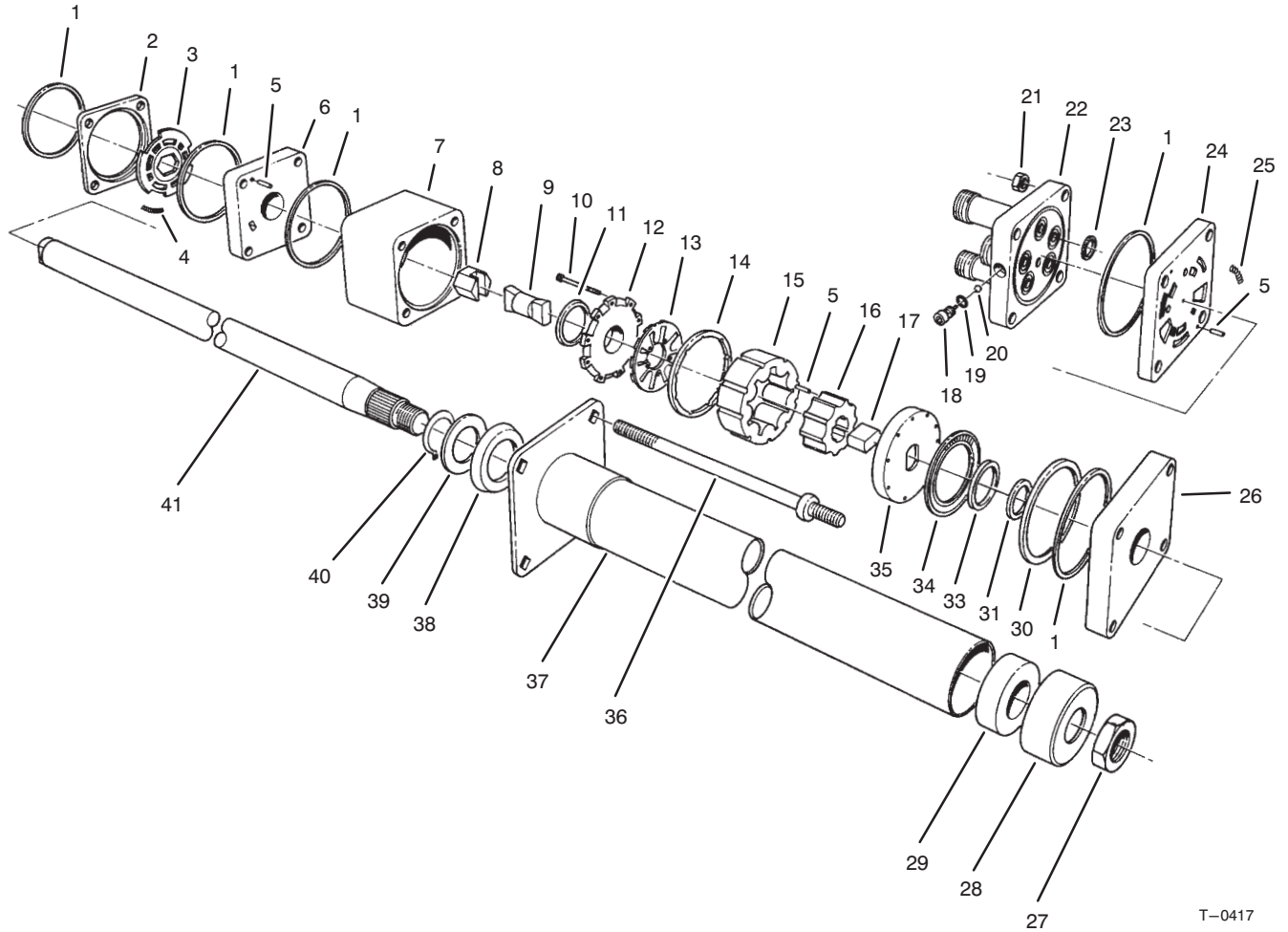
Ref. No.	Part No.	Description	No. Used
1	32144-26	Screw – Self-Tapping	2
2	3253-4	Washer – Lock	2
3	75-2810	Clamp – Steering Valve	1
4	75-0560	Assembly – Steering Wheel (Incl. Ref. #6-8)	1
5	68-5370	Decal – TORO	1
6	32144-21	Screw	1
7	68-5140	Cap – Steering Wheel	1
8	3220-6	Nut – Steering Wheel	1
9	233-17	Knob – Parking Brake	1
‡10	93-3139	Panel – Tower	1
11	3256-22	Washer – Flat	4
12	3-3251	Spring – Compression	1
13	75-1490	Rod – Parking Brake	1
14	237-22	O-Ring	5
15	3256-23	Washer – Flat	6
16	3296-20	Nut – Lock	4

Ref. No.	Part No.	Description	No. Used
17	3272-5	Pin – Cotter	3
18	75-6230	Hose – Hydraulic RT	1
19	75-6240	Hose – Hydraulic IN	1
20	63-7900	Rack – Parking Brake	1
21	3272-10	Pin – Cotter	1
22	3256-26	Washer – Flat	1
23	75-5940	Hose – Hydraulic AUX	1
24	75-6220	Hose – Hydraulic LT	1
25	75-6250	Hose – Hydraulic OUT	1
26	75-0600	Assembly – Steering Valve (Incl. Ref. #14)	1
27	21-9260	Seal – Shaft	1
28	3258-166	Screw – Phillips Hd.	2
29	3256-1	Washer – Flat	2
30	3296-42	Nut – Lock	2
31	3255-8	Washer – Lock ETLW	1
*	3290-378	Tie – Cable	3

*Not Illustrated

‡For different language versions of this part, see International Parts Reference.

3317-269



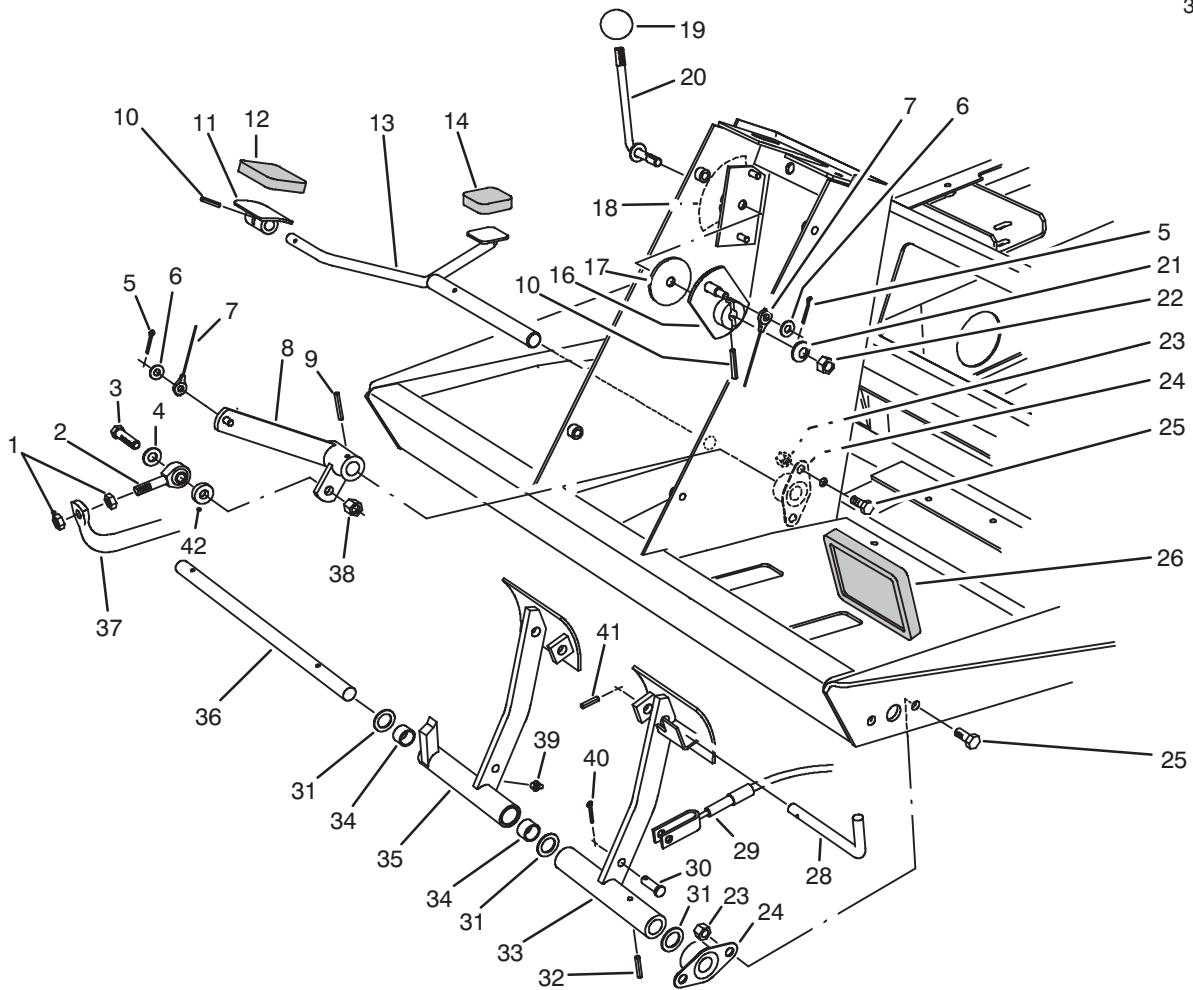
T-0417

STEERING VALVE ASSEMBLY No. 75-0600

Ref. No.	Part No.	Description	No. Used
1		Ring - Seal	5
2		Ring - Valve	1
3		Plate - Valve	1
4		Spring	3
5		Pin - Alignment	9
6		Manifold - Isolation	1
7		Ring - Metering	1
8		Hex Drive Asm.	1
9		Link - Drive	1
10		Screw - Hex Socket Hd.	11
11		Seal - Commutator	1
12		Cover - Commutator	1
13		Commutator	1
14		Ring - Commutator	1
15		Stator	1
16		Rotor	1
17		Spacer - Drive Link	1
18		Plug	1
19		O-Ring	1
20		Ball	1
21		Nut - Hex	4
22		Cover - Port	1
23		O-Ring	5
24		Manifold - Port	1
25		Spring	3

Ref. No.	Part No.	Description	No. Used
26		Plate - Cover, Upper	1
27	3220-6	Nut	1
28	66-9770	Seal	1
29	66-9780	Bushing	1
30		Spacer - Bearing, Thrust	1
31		Spacer - Seal	1
33		Seal - Face	1
34		Bearing - Thrust	1
35		Plate - Drive	1
36	93-3609	Bolt - Special	4
37	66-9860	Upper Cover & Jacket	1
38	66-9870	Plate - Retaining	1
39	66-9880	Washer - Retaining Plate	1
40	66-9890	Ring - Retaining	1
41	66-9900	Shaft - Input	1
*	66-9970	Spring Kit (Incl. Ref. #4 & 25)	1
*	66-9980	Seal - Kit (Incl. Ref. #1, 11, 19, 23 & 33)	1
*	66-9990	Needle Roller Kit (Incl. Ref. #5)	1
*	75-0600	Valve - Power Steering (Incl. Ref. #1-26 & 30-36)	1

*Not Illustrated



T-1045

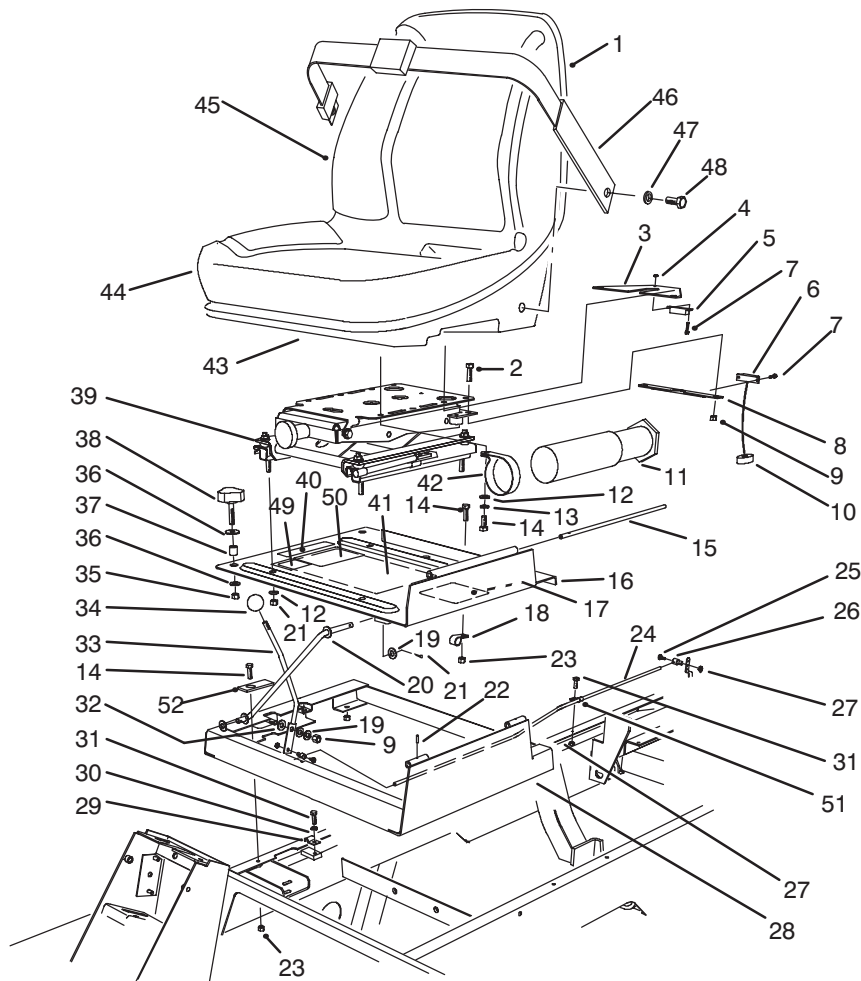
TRACTION & BRAKE PEDALS ASSEMBLY

Ref. No.	Part No.	Description	No. Used
1	3220-3	Nut - Jam	2
2	2411-36	Bearing - Rod End	1
3	323-9	Screw - Cap Hex. Hd.	1
4	3256-24	Washer - Flat	1
5	3272-2	Pin - Cotter	2
6	3256-22	Washer - Flat	2
7	75-6580	Cable - Pedal	1
8	75-3270	Lever - Traction Pivot	1
9	32121-6	Pin - Roll	1
10	32121-45	Pin - Roll	2
11	49-6440	Plate - Traction Pedal	1
12	74-9100	Pad - Forward	1
13	75-2970	Pedal - Traction	1
14	74-9110	Pad - Reverse	1
16	75-6510	Lever - Bracket	1
17	75-6550	Disc - Friction	1
‡18	75-6710	Decal - Fast/Slow (English)	1
19	233-42	Knob	1
20	75-6490	Lever - Pedal Stop	1
21	3290-461	Washer - Belleville	1
22	3296-59	Nut - Lock	1

Ref. No.	Part No.	Description	No. Used
23	3296-29	Nut - Lock	8
24	256-236	Bearing - Flange	4
25	322-3	Screw - Cap Hex. Hd.	8
26	7-3900	Pad - Brake	2
28	63-7880	Pin - Brake Latch	1
29	63-7733	Cable - Brake L.H.	1
*	63-7732	Cable - Brake R.H.	1
30	283-58	Pin - Clevis	4
31	3256-69	Washer - Thrust	3
32	32121-16	Pin - Roll	1
33	75-1440	Pedal - Brake L.H.	1
34	256-42	Bushing - Sleeve	2
35	75-1430	Assembly - Brake Pedal R.H. (Incl. Ref. #34 & 39)	1
36	75-1470	Shaft - Brake Pedal	1
37	75-2170	Tube - Pump Control	1
38	3296-39	Nut - Lock	1
39	302-5	Fitting - Grease	1
40	3272-10	Pin - Cotter	4
41	32121-50	Pin - Roll	1
42	5-0652	Spacer	1

*Not Illustrated

‡For different language versions of this part, see International Parts Reference.



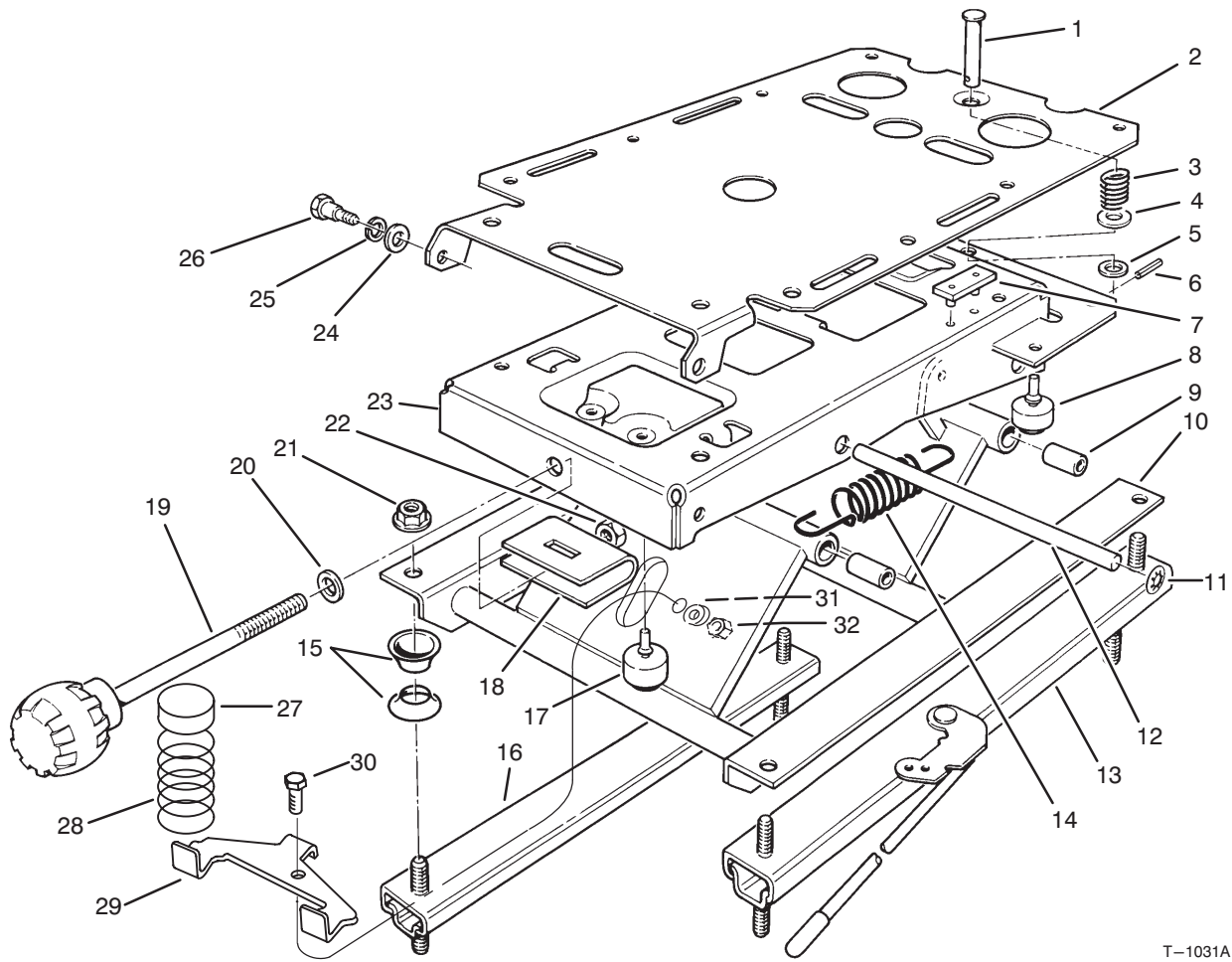
T-1906A

SEAT & THROTTLE ASSEMBLY

Ref. No.	Part No.	Description	No. Used
1	351-78	Edging	1
2	323-4	Screw - Cap Hex. Hd.	2
3	75-4370	Bracket - Switch (Seat)	1
4	3296-54	Nut - Lock	4
5	92-8753	Magnet - Reed Switch	1
6	92-8001	Sensor - Reed Switch	1
7	3250-29	Screw - Cap Hex. Hd.	4
8	75-4360	Bracket - Switch	1
9	3296-39	Nut - Lock	3
10	93-0140	Grommet	1
11	74-0720	Tube - Manual	1
12	3256-23	Washer - Flat	8
13	3253-4	Washer - Lock	4
14	322-3	Screw - Cap Hex. Hd.	9
15	75-3400	Shaft - Seat Pivot	1
16	93-0141	Assembly - Seat Plate (Incl. Ref. #10)	1
‡17	85-4530	Decal - Danger (English)	1
18	2412-93	Clamp - R	1
19	3256-24	Washer - Flat	3
20	75-3680	Rod - Seat	1
21	3272-10	Pin - Cotter	2
22	32121-38	Pin - Roll	1
23	3296-29	Nut - Lock	9
24	93-0073	Cable - Throttle	1
25	25-8640	Screw - Hex. Head	2
26	93-0021	Asm. - Throttle Cable Swivel	2

Ref. No.	Part No.	Description	No. Used
27	3296-3	Nut - Lock	3
28	93-0018	Frame - Seat	1
29	3-6657	Clamp - Cable	1
30	3253-3	Washer - Lock	1
31	321-4	Screw - Cap Hex. Hd.	2
32	66-2920	Washer - Friction	2
33	75-3430	Rod - Throttle	1
34	233-42	Knob - Throttle	1
35	3296-59	Nut - Lock	2
36	5-0838	Washer - Flat	4
37	75-5270	Spacer - Locking Knob	2
38	75-5260	Knob - Locking	2
39		Asm. - Seat Suspension	1
‡40	83-7440	Decal - Knob (English)	1
‡41	85-4610	Decal - Instruction	1
42	2412-133	Clamp - R	2
43	92-6534	Shell - Seat	1
44	92-6533	Kit - Cushion, Replacement	1
45	92-1180	Assembly - Seat	1
46	21-4191	Assembly - Belt, Seat	1
47	3253-6	Washer - Lock	2
48	3212-4	Bolt	2
49	63-9920	Decal - EEC 105	1
50	92-5524	Decal - Noise Rating, 90	1
51	2412-72	R-Clamp	1
52	93-3641	Plate - Idler, Stop	1

‡For different language versions of this part, see International Parts Reference.

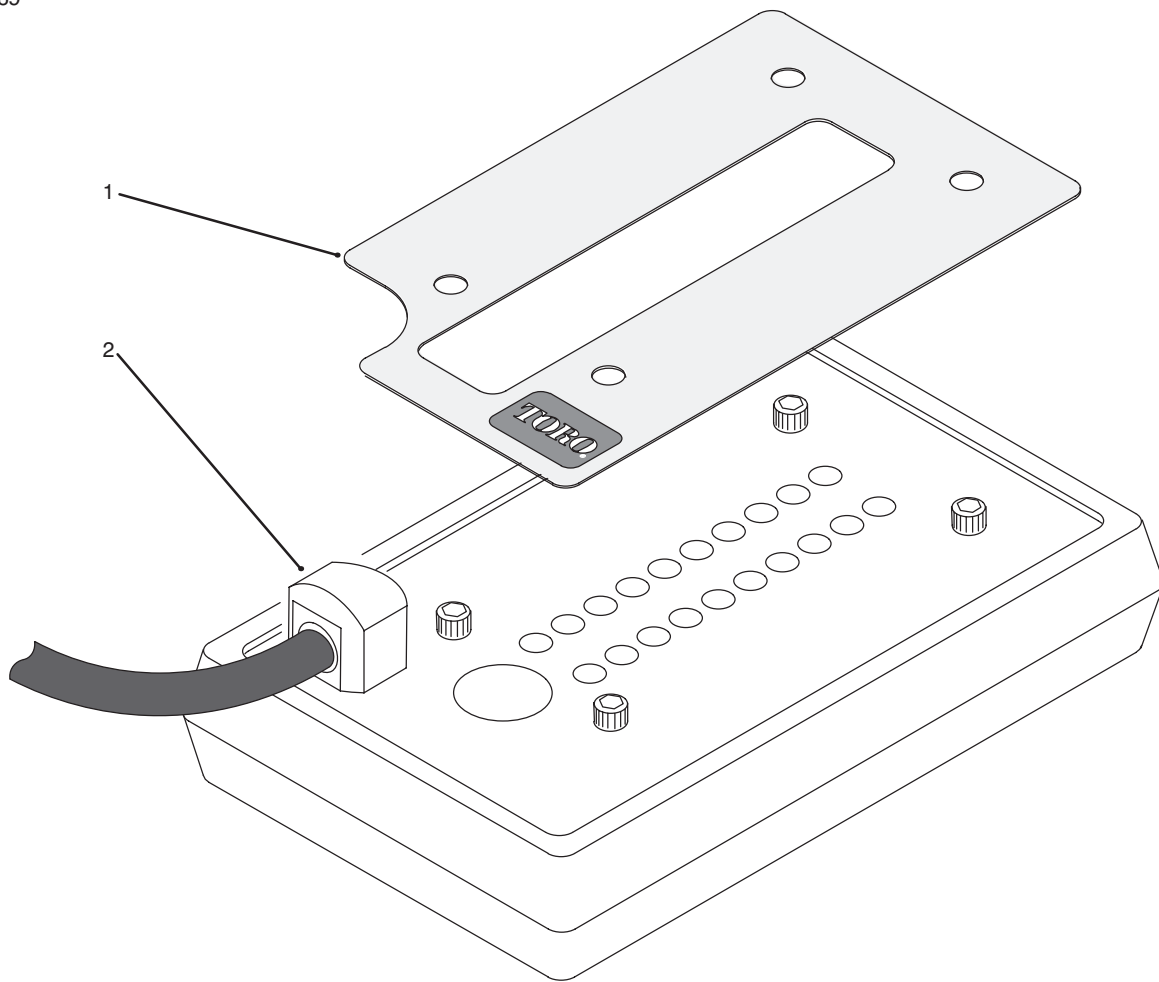


T-1031A

SEAT SUSPENSION ASSEMBLY

Ref. No.	Part No.	Description	No. Used
1	80-4860	Pin - Clevis	1
2	75-3580	Plate - Mounting, Seat	1
3	75-3530	Spring - Compression	1
4	3256-5	Washer - Flat	1
5	3256-24	Washer	1
6	75-3540	Pin - Roll	1
7	75-3550	Bumper - Seat	2
8	76-2940	Bumper - Rubber	2
9	76-1920	Bushing - Sleeve	4
10	66-8610	Weldment - Lower	1
11	66-8560	Nut - Push	4
12	76-1910	Shaft - Pivot	2
13	82-9060	Adjuster W/Handle	1
14	76-1940	Spring - Extension	2
15	66-9290	Spacer	6
16	66-8530	Adjuster	1

Ref. No.	Part No.	Description	No. Used
17	66-8520	Bumper - Down-stop	2
18	77-2870	Weldment - Hanger	1
19	76-1930	Knob - Tension Adjustment	1
20	3256-46	Washer - Flat	1
21	32128-26	Nut - Flange	4
22	3296-44	Nut - Lock	1
23	75-3480	Weldment - Upper	1
24	3256-26	Washer - Flat	2
25	3253-6	Washer - Lock	2
26	75-3510	Bolt - Shoulder	2
27	93-3164	Cap	2
28	93-3163	Spring	2
29	93-3165	Bracket	1
30	322-6	Screw - Cap Hex. Hd.	1
31	3253-33	Washer - Lock	1
32	3217-6	Nut - Lock	1



T-1458

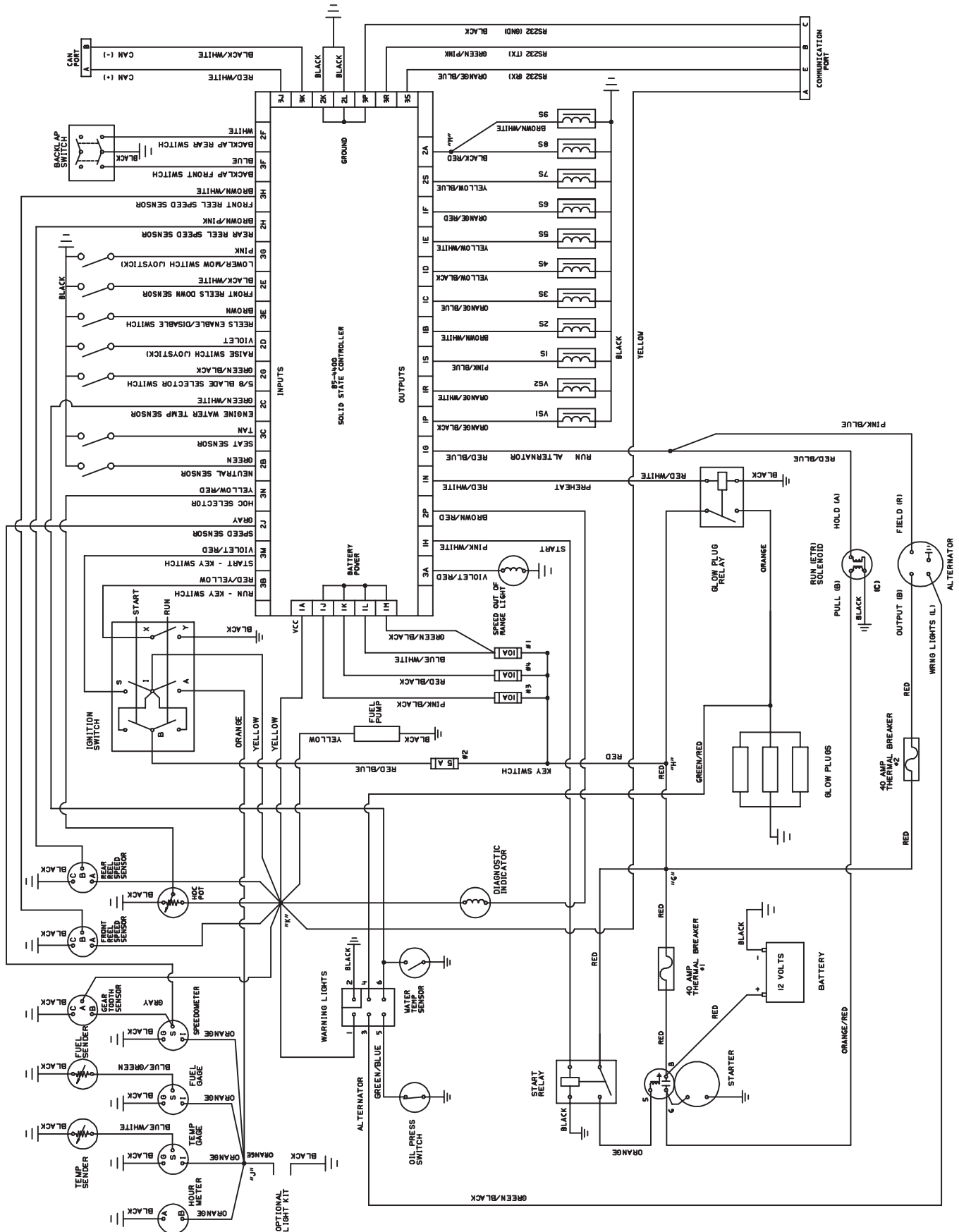
DIAGNOSTIC-ACE DISPLAY ASSEMBLY

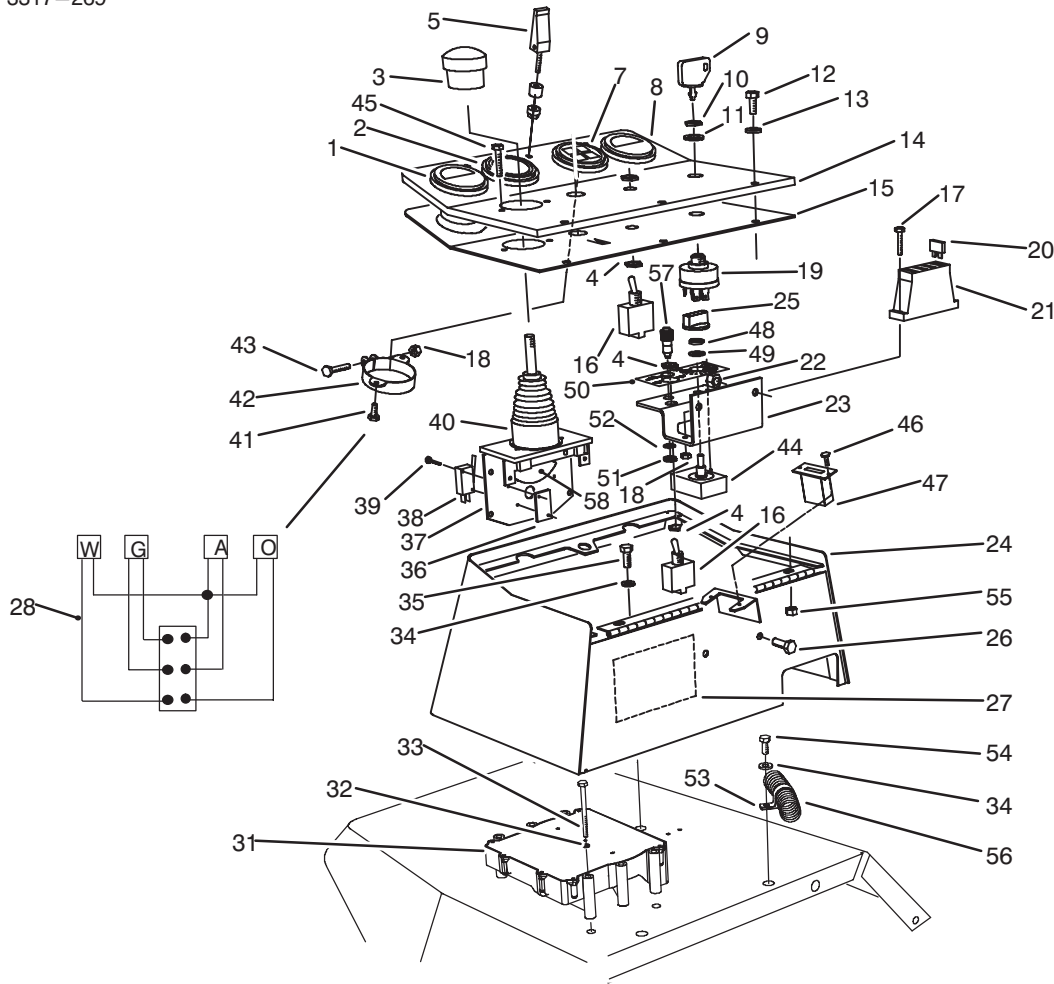
Ref. No.	Part No.	Description	No. Used
‡1	85-4760	Decal - Diagnostic-ACE RM 5100D/RM 5300D V 1.0	1

Ref. No.	Part No.	Description	No. Used
2	85-4750	Display - Diagnostic-ACE	1

‡For different language versions of this part, see International Parts Reference.

ELECTRICAL SCHEMATIC





T-1501C

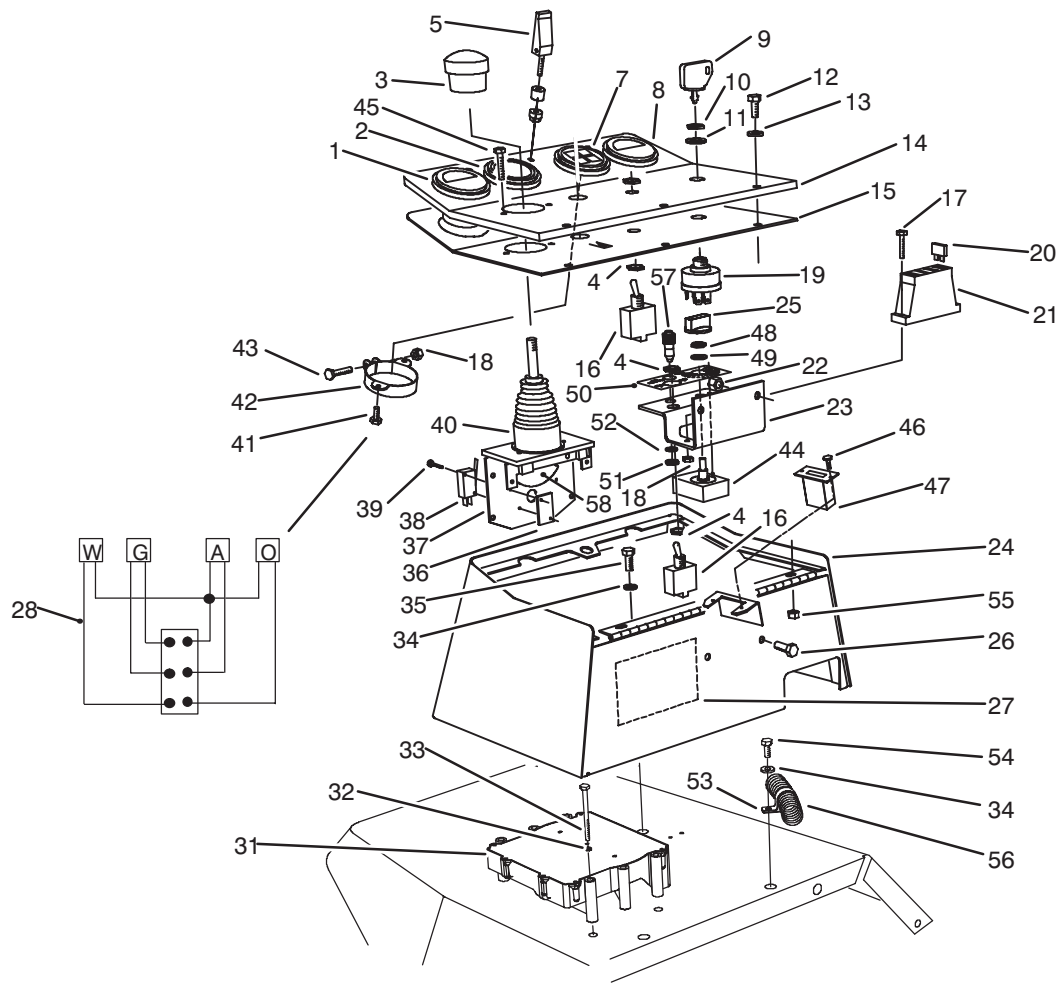
CONTROL CONSOLE ASSEMBLY

Ref. No.	Part No.	Description	No. Used
1	66-2940	Gauge - Fuel	1
2	85-4420	Gauge - Speedometer	1
3	3290-489	Knob - Lift Control	1
4	218-498	Nut - Hex.	4
5	74-5950	Assembly - Swell Latch	1
7	66-2960	Cluster - Warning	1
8	63-7430	Gauge - Temperature	1
9	63-8360	Key - Ignition	1
10	218-446	Nut - Locking	1
11	218-447	Washer - E.T.L.W.	1
12	3258-166	Screw - Phillips Hd.	5
13	3256-1	Washer - Flat	5
†14	93-3140	Panel - Control	1
15	75-6270	Cover - Control Box	1
16	75-1010	Assembly - Toggle Switch (Incl. Ref. #4)	2
17	32105-13	Screw - Cap Hex. Hd.	2
18	3296-2	Nut - Lock	3
19	27-2360	Assembly - Ignition Switch (Incl. Ref. #9-11)	1
†20	218-573	Fuse - 5A	1
*†	218-578	Fuse - 10A	3
†21	67-7160	Block - Fuse	1
22	3296-42	Nut - Lock	4
23	85-4450	Bracket - Fuse Block	1

Ref. No.	Part No.	Description	No. Used
24	75-5740	Box - Control	1
25	85-4480	Knob	1
26	321-39	Screw - Cap Hex. Hd.	2
‡27	85-4720	Decal - Instruction (English)	1
28	75-4710	Warning Light Harness (Incl. Ref. #51 & 52)	1
▪	219-17	Bulb - Light	4
31	92-5720	Controller - Electronic Note: This part must be programmed by distributor before installation.	1
32	3253-3	Washer - Lock	3
33	321-15	Screw - Cap Hex. Hd.	3
34	3256-3	Washer - Flat	4
35	322-3	Screw - Cap Hex. Hd.	3
36	3290-354	Plate - Nut	2
‡37	75-3420	Assembly - Lift Control (Incl. Ref. #3, 36 & 38-40)	1
38	218-590	Switch - Micro	2
39	3290-93	Screw - Cap Hex. Hd.	4
40	3290-488	Boot - Lift Control	1
41	32144-1	Screw - Cap Hex. Hd.	2
42	69-4780	Clamp - Light Cluster	1
43	32105-1	Screw - Cap Hex. Hd.	1

*Not Illustrated †Included in main wire harness assembly. ▪Obtain Locally.

‡For different language versions of this part, see International Parts Reference.



T-1501C

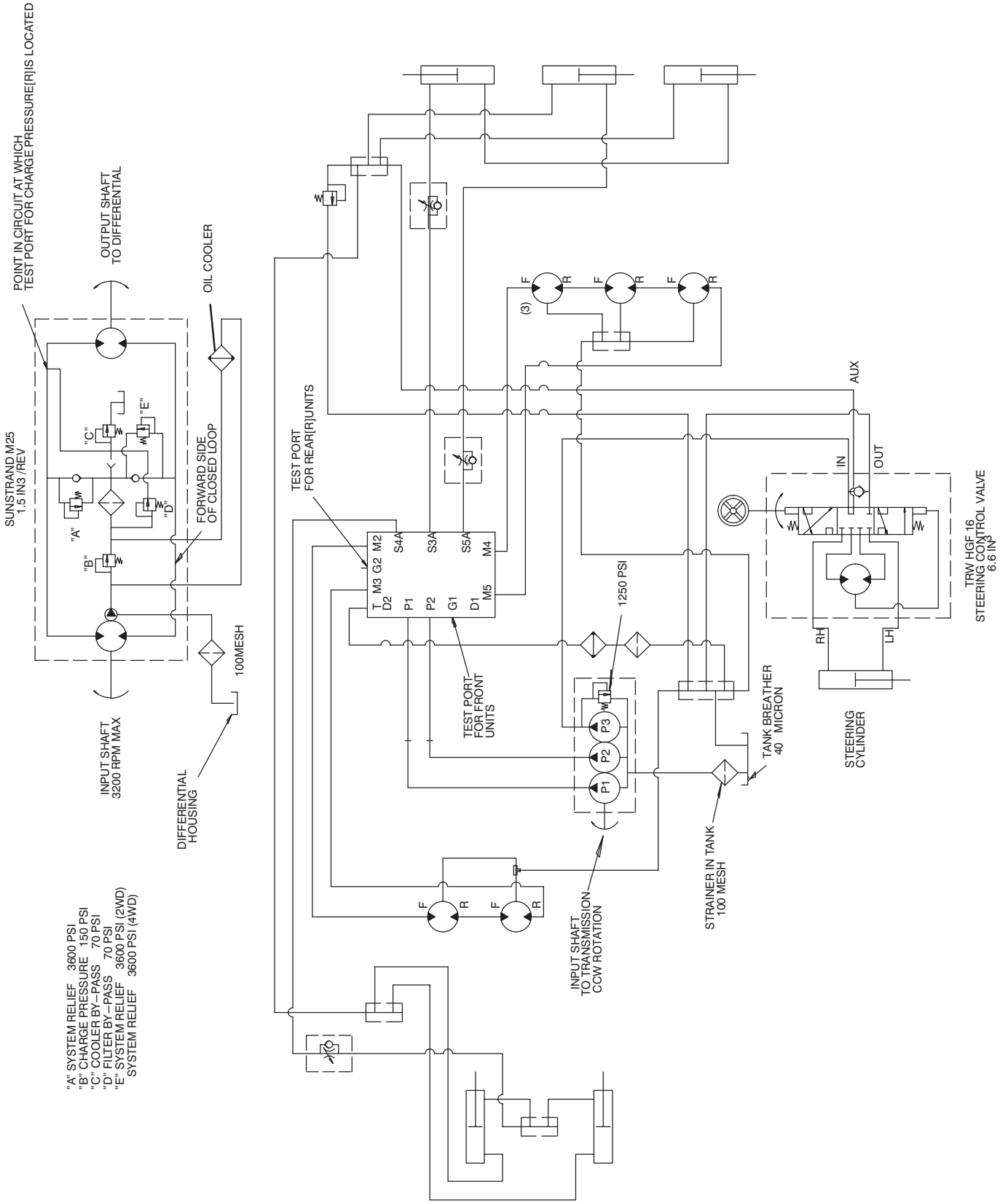
CONTROL CONSOLE ASSEMBLY (Continued)

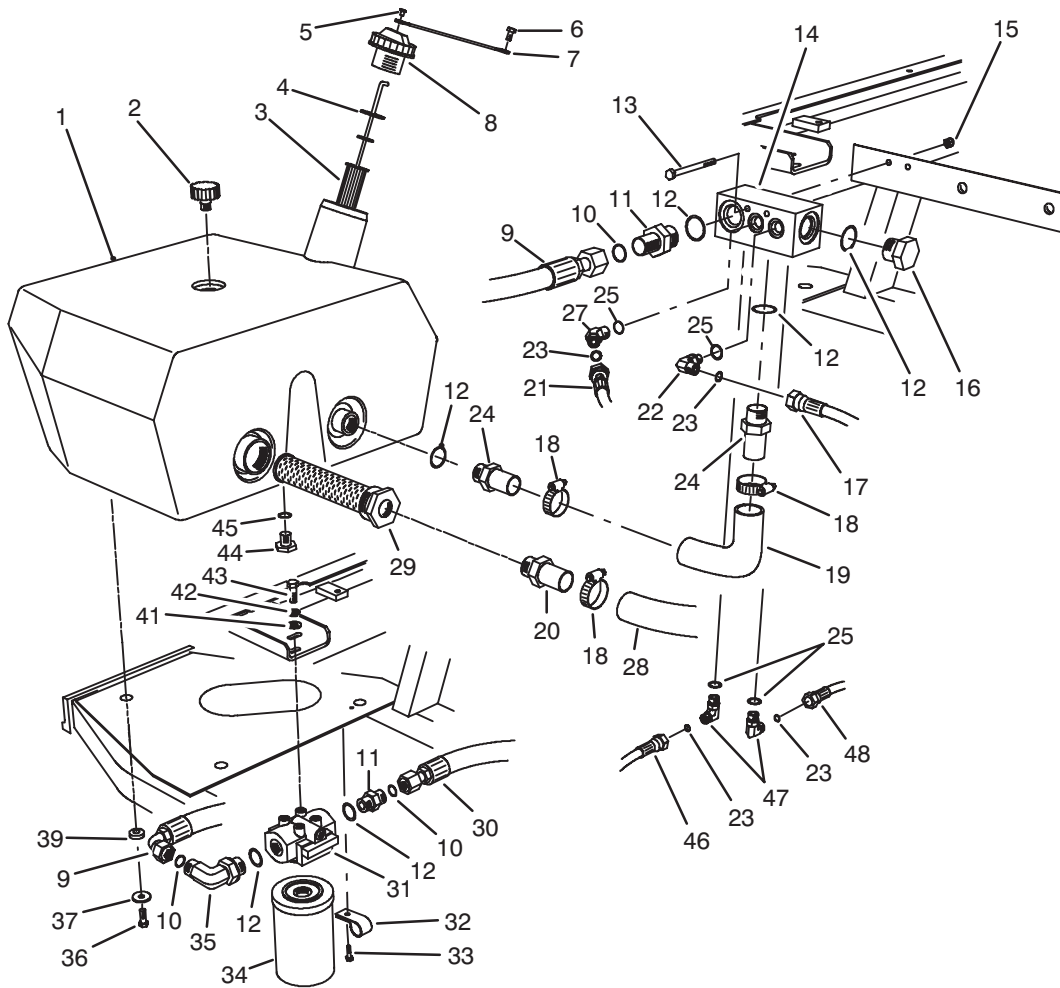
Ref. No.	Part No.	Description	No. Used	Ref. No.	Part No.	Description	No. Used
44	85-4470	Assembly – Potentiometer (Incl. Ref. #48 & 49) Note: Replacement of this part requires recalibration of electronic controller by distributor after installation.	1	52		Washer – Lock	1
45	3273-26	Screw – Hex. Socket Hd.	2	53	2412-126	Clamp-R	1
46	32144-18	Screw – Cap Hex. Hd.	2	54	322-5	Screw – Cap Hex. Hd.	1
47	75-6820	Meter – Hour	1	55	32128-33	Nut – Lock, Flange Hd.	3
48		Nut – Lock	1	56	93-0080	Asm. – Main Wire Harness	1
49		Washer – Lock	1	†57	85-4491	Lamp – Diagnostic	1
50	85-4460	Decal – HOC Selector	1	58	93-3625	Spring – Return, Joystick	1
51		Nut – Lock	1	*†	70-8570	Breaker – Circuit	2
				*†	86-7560	Connector – Cover (3 Way)	3
				*†	86-7550	Connector – Cover (2 Way)	2
				*†	85-4650	Connector – Loop Back	1
				*	93-1358	Software – ECU RM5300D	1
				*	219-19	Bulb – Light	1

*Not Illustrated

†Included in main wire harness assembly.

HYDRAULIC SCHEMATIC





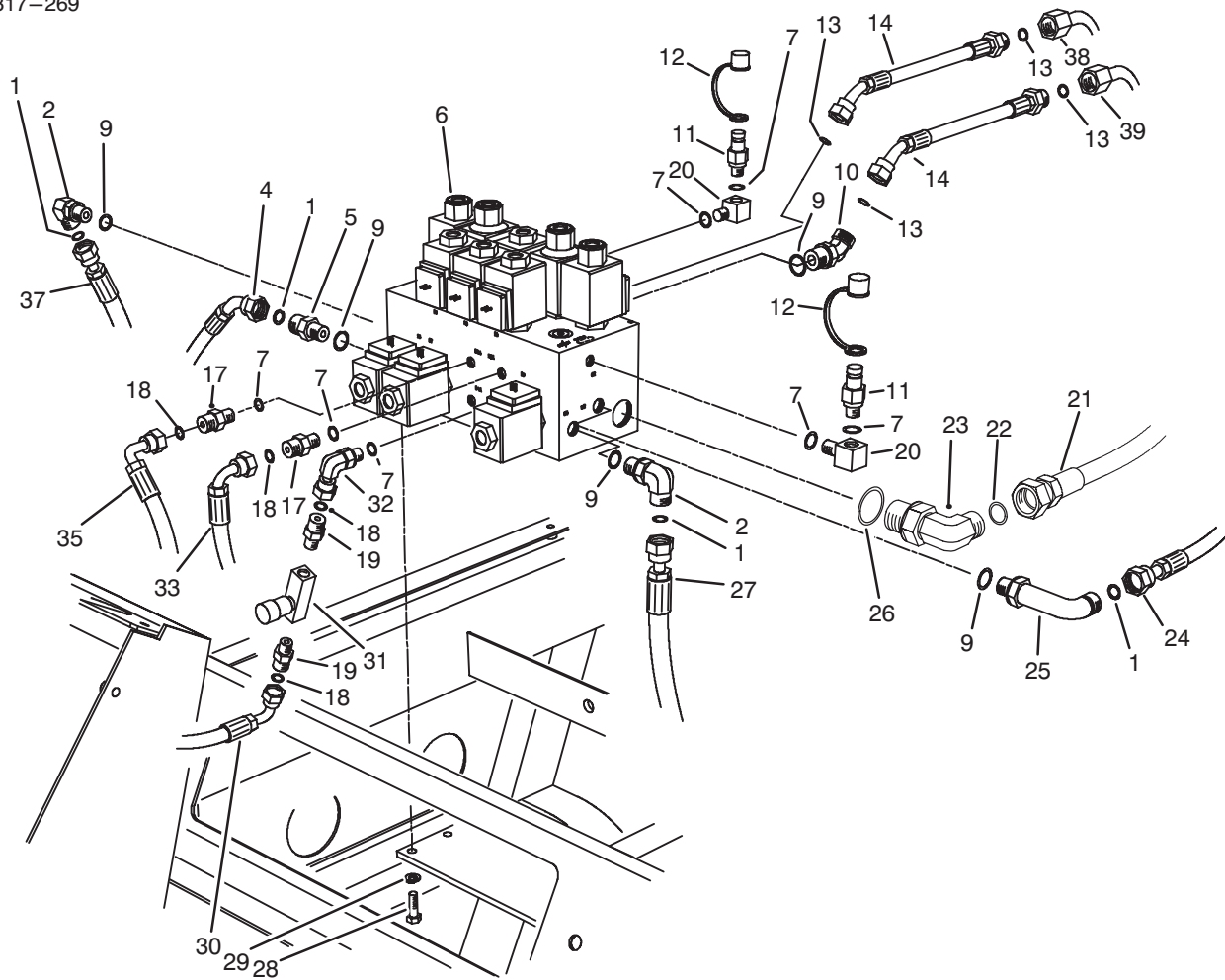
T-1048

HYDRAULIC RESERVOIR ASSEMBLY

Ref. No.	Part No.	Description	No. Used
1	92-8785	Reservoir – Hydraulic	1
2	68-6150	Breather – Hydraulic Tank	1
3	61-2790	Screen – Filler	1
4	75-3710	Dipstick	1
5		Retainer – Tether	1
6	321-2	Screw – Cap Hex. Hd.	1
7	75-0540	Assembly – Tether (Incl. Ref. #5)	1
‡8	93-3103	Cap – Hydraulic Reservoir	1
9	75-6130	Hose – Hydraulic	1
10	237-65	O-Ring	5
11	340-8	Fitting – Hydraulic Straight (Incl. Ref. #10 & 12)	2
12	237-81	O-Ring	4
13	321-23	Screw – Cap Hex. Hd.	2
14	92-9098	Manifold – Tank	1
15	3296-42	Nut – Lock	2
16	354-74	Fitting – Hydraulic Plug (Incl. Ref. #12)	1
17	75-6250	Hose – Hydraulic	1
18	2412-34	Clamp – Hose	3
19	75-5720	Hose – Hydraulic	1
20	353-682	Fitting – Hydraulic Straight	1
21	93-0119	Hose – Hydraulic	1
22	340-77	Fitting – Hydraulic 90° (Incl. Ref. #23 & 25)	1
23	237-22	O-Ring	6

Ref. No.	Part No.	Description	No. Used
24	354-73	Fitting – Hydraulic Straight (Incl. Ref. #12)	2
25	237-42	O-Ring	4
27	340-87	Fitting – Hydraulic 45° (Incl. Ref. #25 & 23)	1
28	75-6870	Hose – Hydraulic Suction	1
29	75-0550	Strainer – Suction	1
30	93-0077	Hose – Hydraulic	1
31	75-1300	Asm. – Hydraulic Filter Head	1
32	2412-93	Clamp – R	2
33	32144-10	Screw – Hex. Washer Hd.	2
34	75-1310	Element – Hydraulic Filter	1
35	340-139	Fitting – Hydraulic 90° (Incl. Ref. #10 & 12)	1
36	323-5	Screw – Cap Hex. Hd.	3
37	63-8410	Washer – Flat	3
39	240-11	Grommet	3
41	3256-24	Washer – Flat	2
42	3253-21	Washer – Lock	2
43	323-4	Screw – Cap Hex. Hd.	2
44	353-550	Fitting – Plug (Incl. Ref. #45)	1
45	237-79	O-Ring	1
46	92-9096	Assembly – Hose	1
47	340-82	Fitting – Hydraulic 90° (Incl. Ref. #23 & 25)	2
48	88-9460	Hose – Hydraulic	1

‡For different language versions of this part, see International Parts Reference.

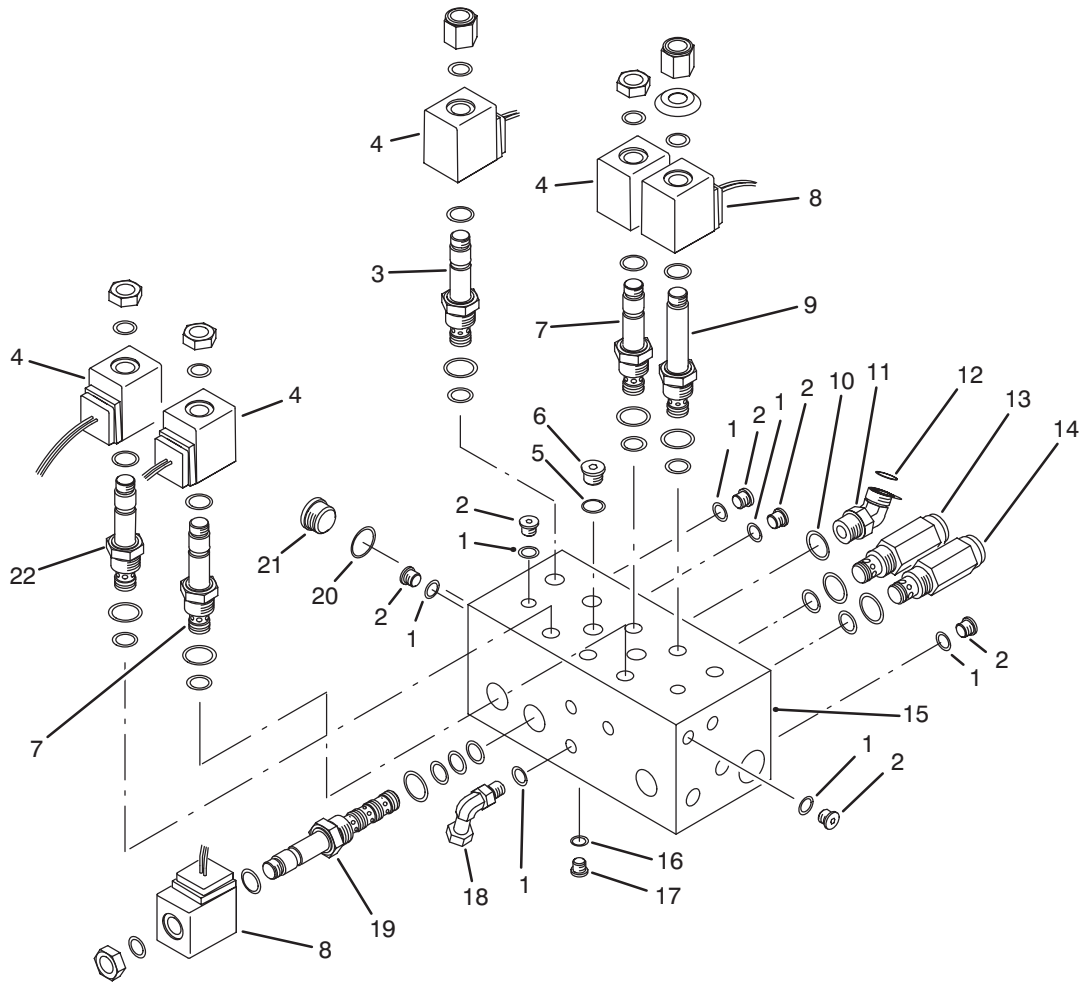


T-1094B

HYDRAULIC CONTROL MANIFOLD ASSEMBLY

Ref. No.	Part No.	Description	No. Used
1	237-22	O-Ring	4
2	340-18	Fitting - Hydraulic 90° (Incl. Ref. #1 & 9)	2
4	92-1725	Hose - Hydraulic	1
5	340-3	Fitting - Hydraulic Straight (Incl. Ref. #1 & 9)	1
6	93-3611	Asm. - Control Manifold	1
7	237-78	O-Ring	6
9	237-79	O-Ring	6
10	340-101	Fitting - Hydraulic 45° (Incl. Ref. #9 & 13)	2
11	354-77	Fitting - Test Port (Incl. Ref. #7)	2
12	354-79	Cap - Test Port	2
13	237-30	O-Ring	4
14	86-9190	Hose - Hydraulic	2
17	340-92	Fitting - Hydraulic Straight (Incl. Ref. #7 & 18)	2
18	237-21	O-Ring	4
19	340-13	Fitting - Hydraulic Straight (Incl. Ref. #18)	2
20	75-6640	Fitting - Hydraulic 90° (Incl. Ref. #7)	2

Ref. No.	Part No.	Description	No. Used
21	93-0078	Hose - Hydraulic	1
22	237-65	O-Ring	1
23	340-139	Fitting - Hydraulic 90° (Incl. Ref. #22 & 26)	1
24	92-1721	Hose - Hydraulic	1
25	69-4320	Fitting - Hydraulic 90° (Incl. Ref. #1 & 3)	1
26	237-81	O-Ring	1
27	92-1723	Hose - Hydraulic	1
28	322-3	Screw - Cap Hex. Hd.	4
29	3253-4	Washer - Lock	4
30	75-5900	Hose - Hydraulic	1
31	82-8270	Valve - Flow Control	1
32	340-143	Fitting - Hydraulic 90° (Incl. Ref. #7)	1
33	93-0118	Hose - Hydraulic	1
35	75-5890	Hose - Hydraulic	1
37	92-1728	Hose - Hydraulic	1
38	93-3642	Tube - Hydraulic	1
39	93-3643	Tube - Hydraulic	1



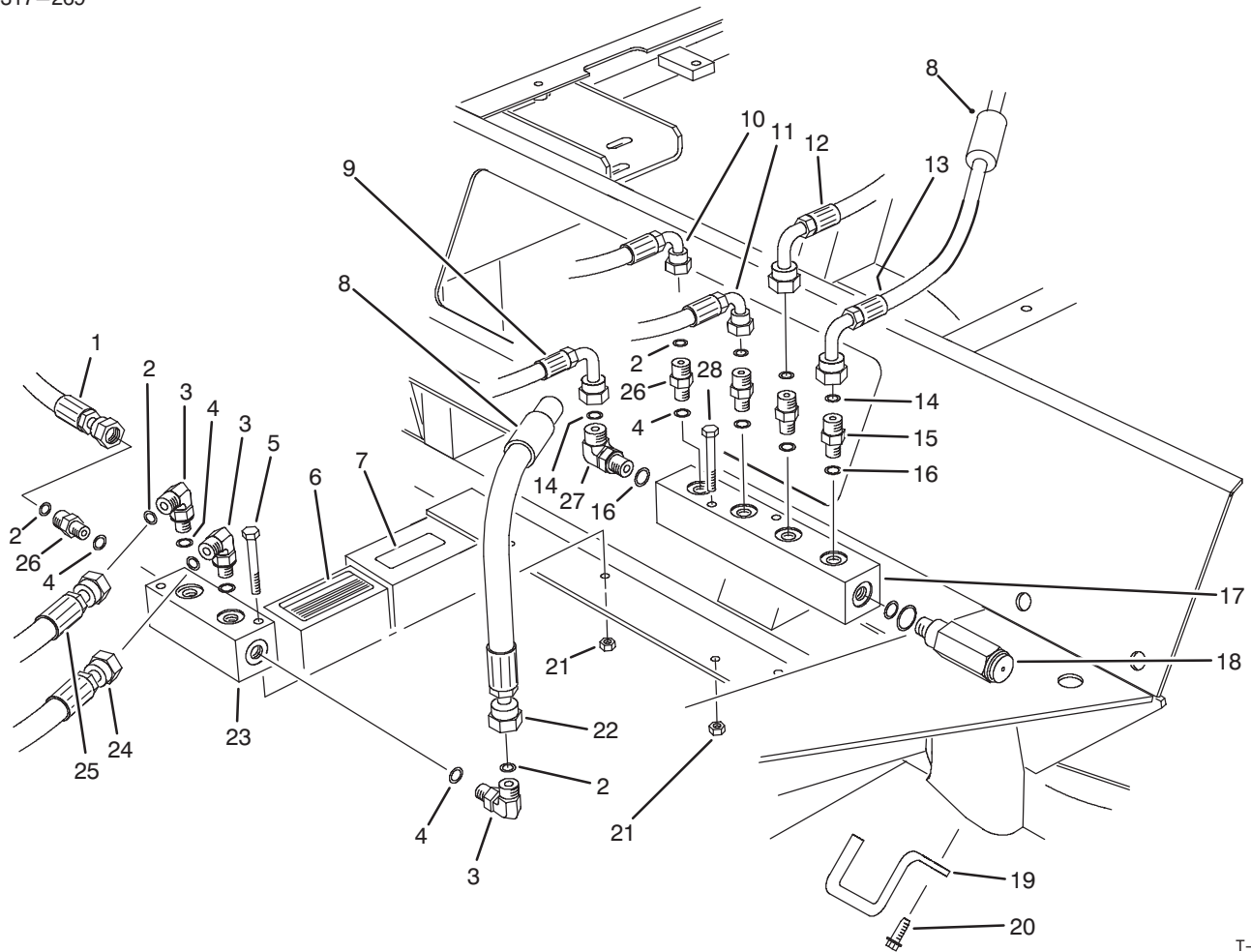
T-1503

CONTROL MANIFOLD ASSEMBLY

Ref. No.	Part No.	Description	No. Used
1	237-78	O-Ring	12
2	353-990	Plug (Incl. Ref. #1)	11
3	88-7020	Cartridge - N.O. (Use Seal Kit #75-2080)	2
4	88-9190	Solenoid - 20 Watt	6
5	237-42	O-Ring	2
6	353-989	Plug (Incl. Ref. #5)	2
7	88-6990	Cartridge - N.C. (Use Seal Kit #75-2080)	3
8	88-9200	Solenoid - 28 Watt	5
9	88-6970	Cartridge - N.O. (Use Seal Kit #75-2080)	2
10	237-79	O-Ring	1
11	340-101	Fitting - Hydraulic 45° (Incl. Ref. #10 & 12)	1
12	237-30	O-Ring	1
13	75-0920	Cartridge - Relief 3000 psi (Use Seal Kit #75-2080)	1

Ref. No.	Part No.	Description	No. Used
14	75-2010	Cartridge - Relief 2000 psi (Use Seal Kit #75-2080)	1
15		Body - Manifold	1
16	237-156	O-Ring	2
17	353-991	Plug (Incl. Ref. #16)	2
18	340-143	Fitting - Hydraulic 90° (Incl. Ref. #1)	1
19	88-6960	Cartridge - 4W/2P (Use Seal Kit #75-2090)	3
20	237-80	O-Ring	1
21	354-70	Plug (Incl. Ref. #20)	1
22	92-6315	Cartridge - N.C. (Use Seal Kit #75-2080)	1
*	75-2080	Kit - Seal	10
*	75-2090	Kit - Seal	3

*Not Illustrated



T-1058A

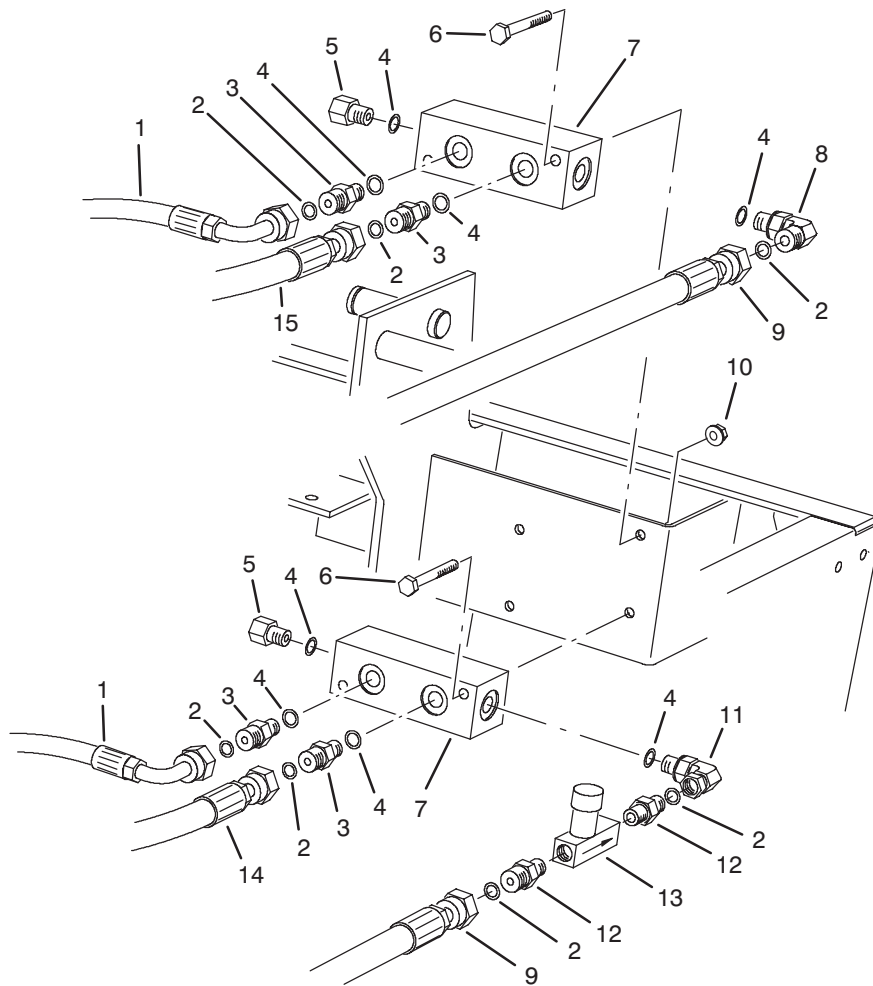
FRONT HYDRAULIC MANIFOLDS

Ref. No.	Part No.	Description	No. Used
1	92-1722	Hose – Hydraulic	1
2	237-21	O-Ring	7
3	340-132	Fitting – Hydraulic 90° (Incl. Ref. #2 & 4)	3
4	237-78	O-Ring	7
5	321-11	Screw – Cap Hex. Hd.	2
‡6	88-0440	Decal – Floor Plate	1
7	85-4730	Decal – Oil	1
8	38-3400	Guard – Rubber	2
9	75-5940	Hose – Hydraulic	1
10	75-5890	Hose – Hydraulic	1
11	75-5910	Hose – Hydraulic	1
12	93-0118	Hose – Hydraulic	1
13	93-0119	Hose – Hydraulic	1
14	237-22	O-Ring	2
15	340-2	Fitting – Hydraulic Straight (Incl. Ref. #14 & 16)	2

Ref. No.	Part No.	Description	No. Used
16	237-42	O-Ring	2
17	93-0139	Manifold – Hydraulic	1
18	93-0143	Cartridge – Relief 250 psi (Use Seal Kit #75-2080)	1
19	75-5300	Rod – Hose Support	2
20	49-2040	Screw – Hex. Washer Hd.	4
21	3296-42	Nut – Lock	4
22	92-9096	Hose – Hydraulic	1
23	75-1180	Manifold – Hydraulic	1
24	92-1726	Hose – Hydraulic	1
25	92-1729	Hose – Hydraulic	1
26	340-92	Fitting – Hydraulic Straight (Incl. Ref. #2 & 4)	4
27	340-77	Fitting – Hydraulic 90° (Incl. Ref. #14 & 16)	1
28	321-18	Screw – Cap Hex. Hd.	2

*Not Illustrated

‡For different language versions of this part, see International Parts Reference.

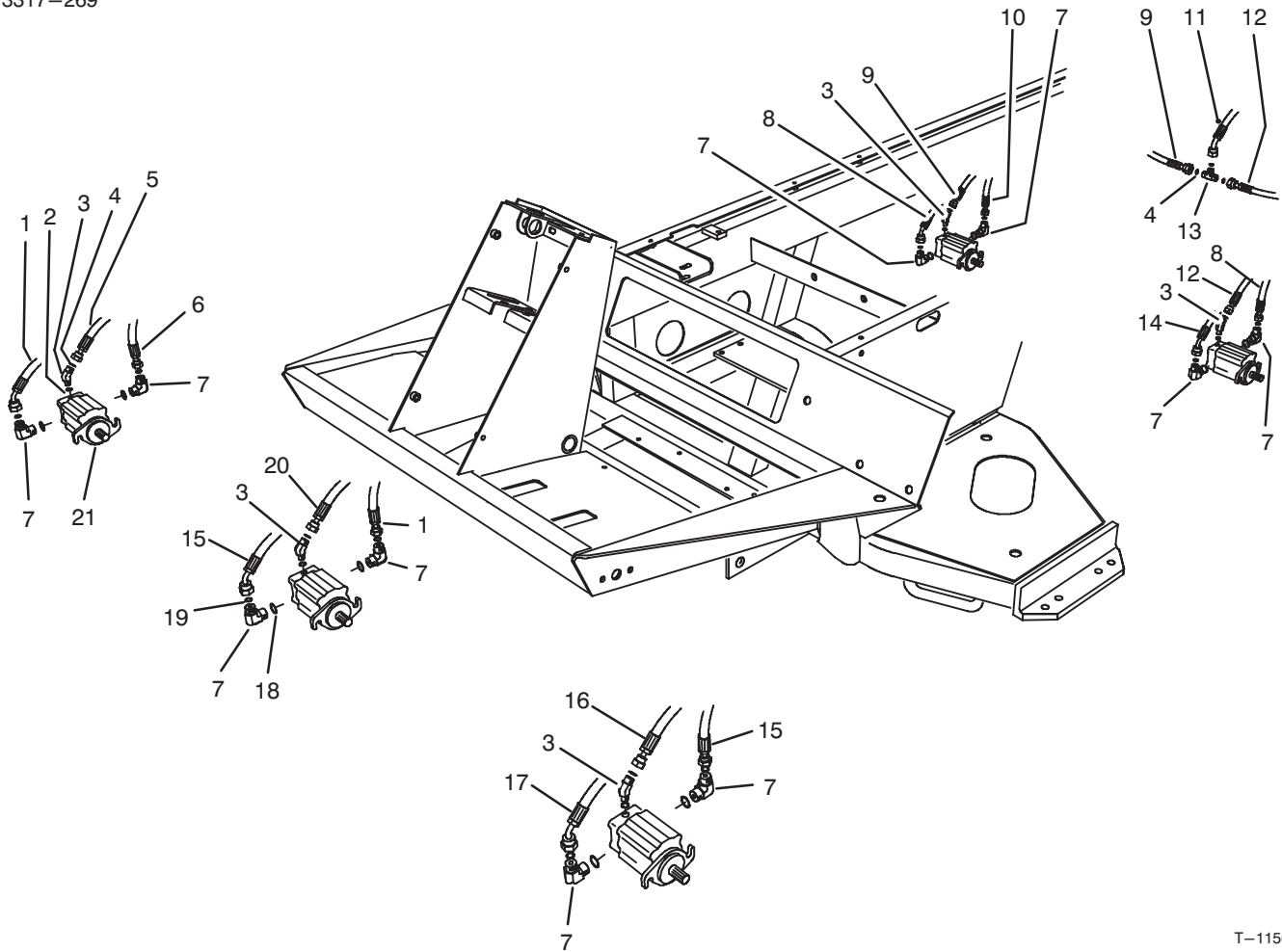


T-1095A

REAR HYDRAULIC MANIFOLDS

Ref. No.	Part No.	Description	No. Used
1	75-6180	Hose - Hydraulic	2
2	237-21	O-Ring	7
3	340-92	Fitting - Hydraulic Straight (Incl. Ref. #2 & 4)	4
4	237-78	O-Ring	8
5	353-512	Fitting - Hydraulic Plug (Incl. Ref. #4)	2
6	321-11	Screw - Cap Hex. Hd.	4
7	75-1180	Manifold	2
8	340-132	Fitting - Hydraulic 90° (Incl. Ref. #2 & 4)	1

Ref. No.	Part No.	Description	No. Used
9	93-0118	Hose - Hydraulic	2
10	32128-33	Nut - Lock	4
11	340-143	Fitting - Hydraulic 90° (Incl. Ref. #4)	1
12	340-13	Fitting - Hydraulic Straight (Incl. Ref. #2)	2
13	82-8270	Valve - Flow Control	1
14	75-6080	Hose - Hydraulic	1
15	75-6070	Hose - Hydraulic	1

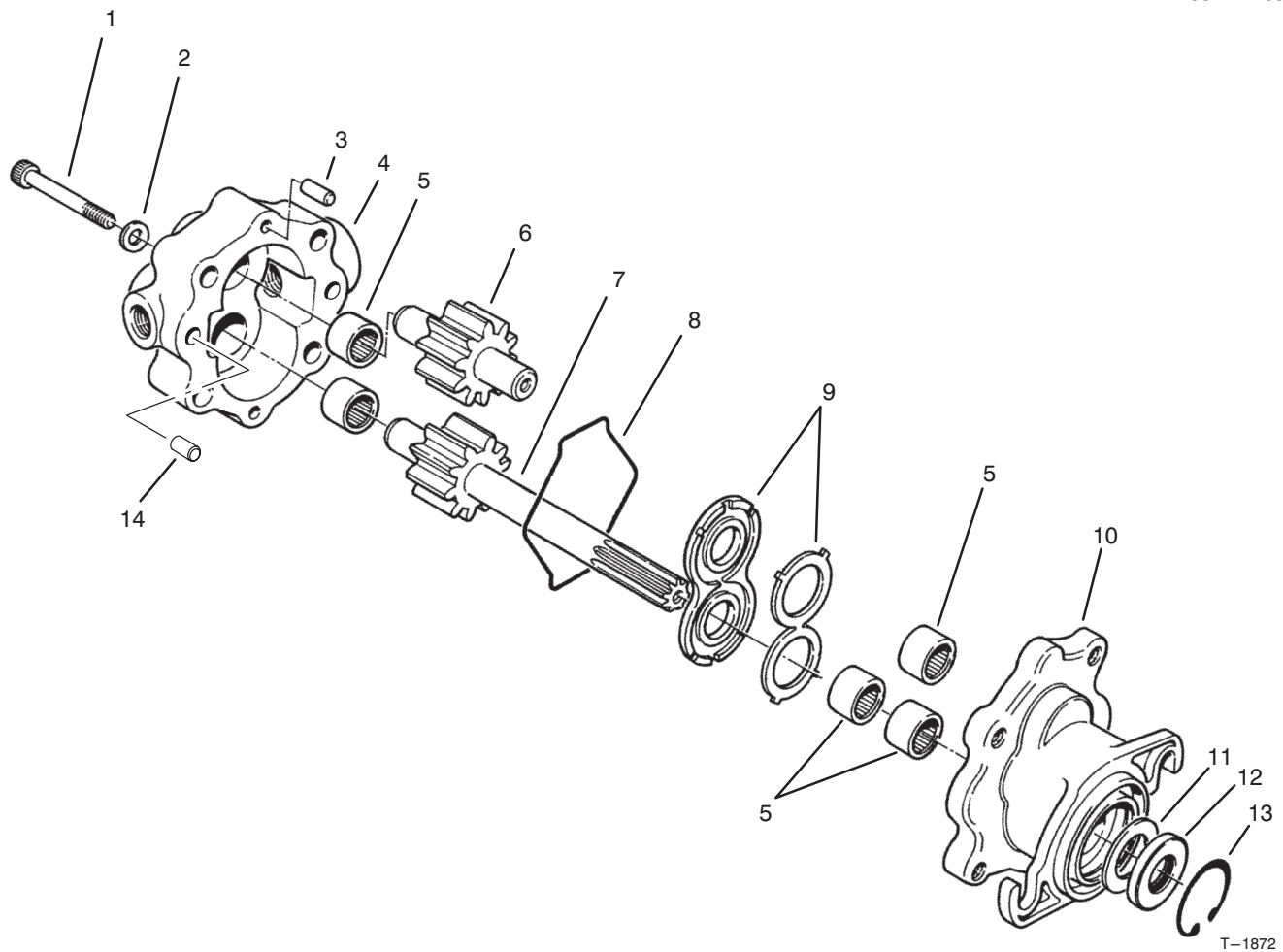


T-1150

CUTTING UNIT HYDRAULIC COMPONENTS

Ref. No.	Part No.	Description	No. Used
1	92-1724	Hose - Hydraulic	1
2	237-78	O-Ring	5
3	340-103	Fitting - Hydraulic 45° (Incl. Ref. #2 & 4)	5
4	237-21	O-Ring	8
5	92-1722	Hose - Hydraulic	1
6	92-1725	Hose - Hydraulic	1
7	340-18	Fitting - Hydraulic 90° (Incl. Ref. #18 & 19)	10
8	92-1719	Hose - Hydraulic	1
9	91-1717	Hose - Hydraulic	1
10	92-1723	Hose - Hydraulic	1

Ref. No.	Part No.	Description	No. Used
11	88-9460	Hose - Hydraulic	1
12	92-1718	Hose - Hydraulic	1
13	340-21	Fitting - Hydraulic Tee (Incl. Ref. #4)	1
14	92-1721	Hose - Hydraulic	1
15	92-1727	Hose - Hydraulic	1
16	92-1726	Hose - Hydraulic	1
17	92-1728	Hose - Hydraulic	1
18	237-79	O-Ring	10
19	237-22	O-Ring	10
20	92-1729	Hose - Hydraulic	1
21	93-1375	Motor - Hydraulic	5

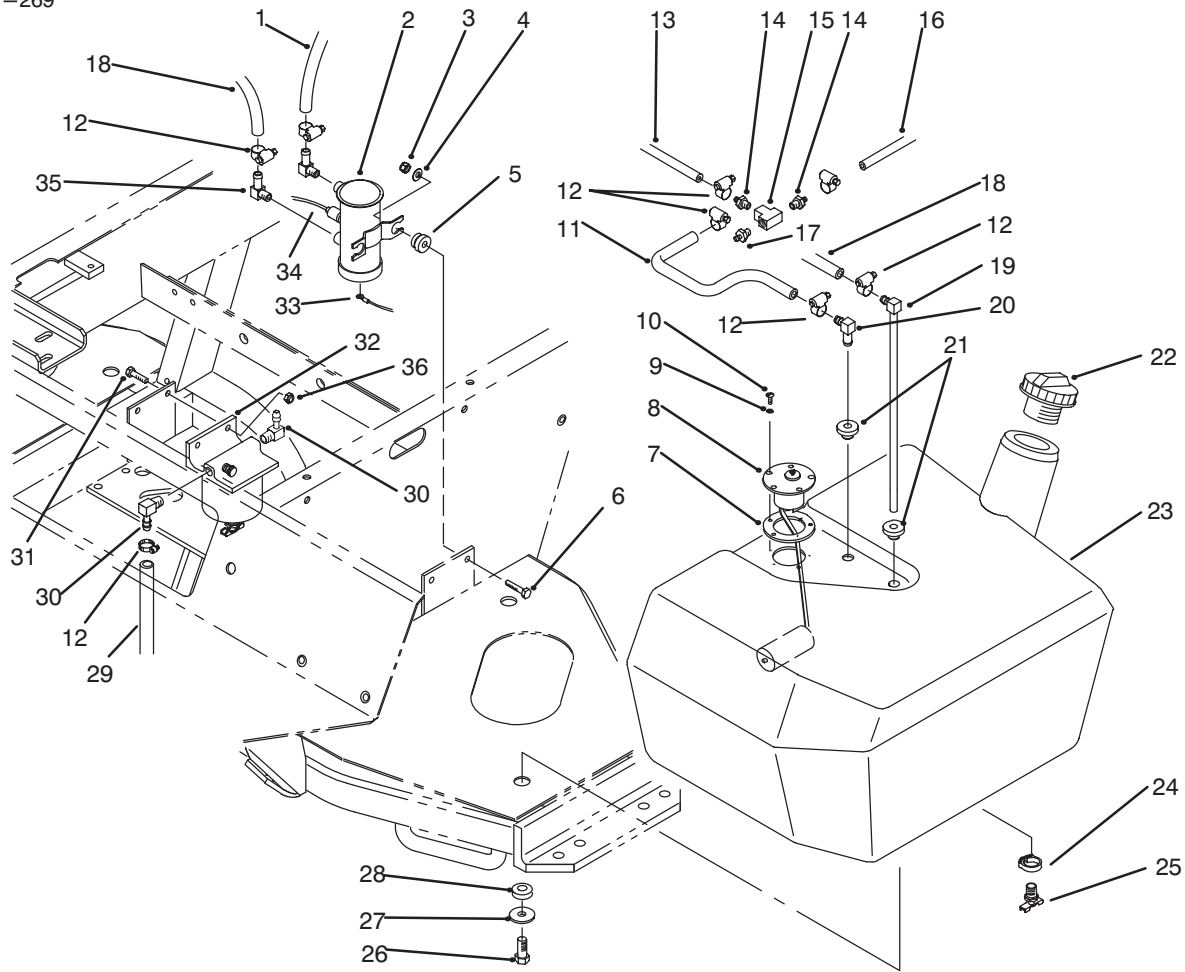


T-1872

REEL MOTOR ASSEMBLY NO. 93-1375

Ref. No.	Part No.	Description	No. Used	Ref. No.	Part No.	Description	No. Used
1	354-50	Screw-Hex Socket Hd.	4	9	74-3810	Assembly - Load Plate	1
2	354-51	Washer	4	10	92-8795	Assembly - Body (Incl. Ref. #5)	1
3	353-599	Pin-Dowel	2	†11		Spacer	1
4	93-3614	Assembly - Cover (Incl. Ref. #5)	1	†12		Seal-Shaft	1
†5		Bearing-Needle	5	13	32151-41	Ring - Retaining	1
6	93-3616	Assembly - Idler Gear	1	14	92-8796	Pin - Dowel	2
7	93-3617	Assembly - Drive Shaft	1	*	92-8863	Repair Kit (Incl. Ref. #8, & 11-13)	1
8	354-46	Ring-Seal	1				

*Not Illustrated



T-1884A

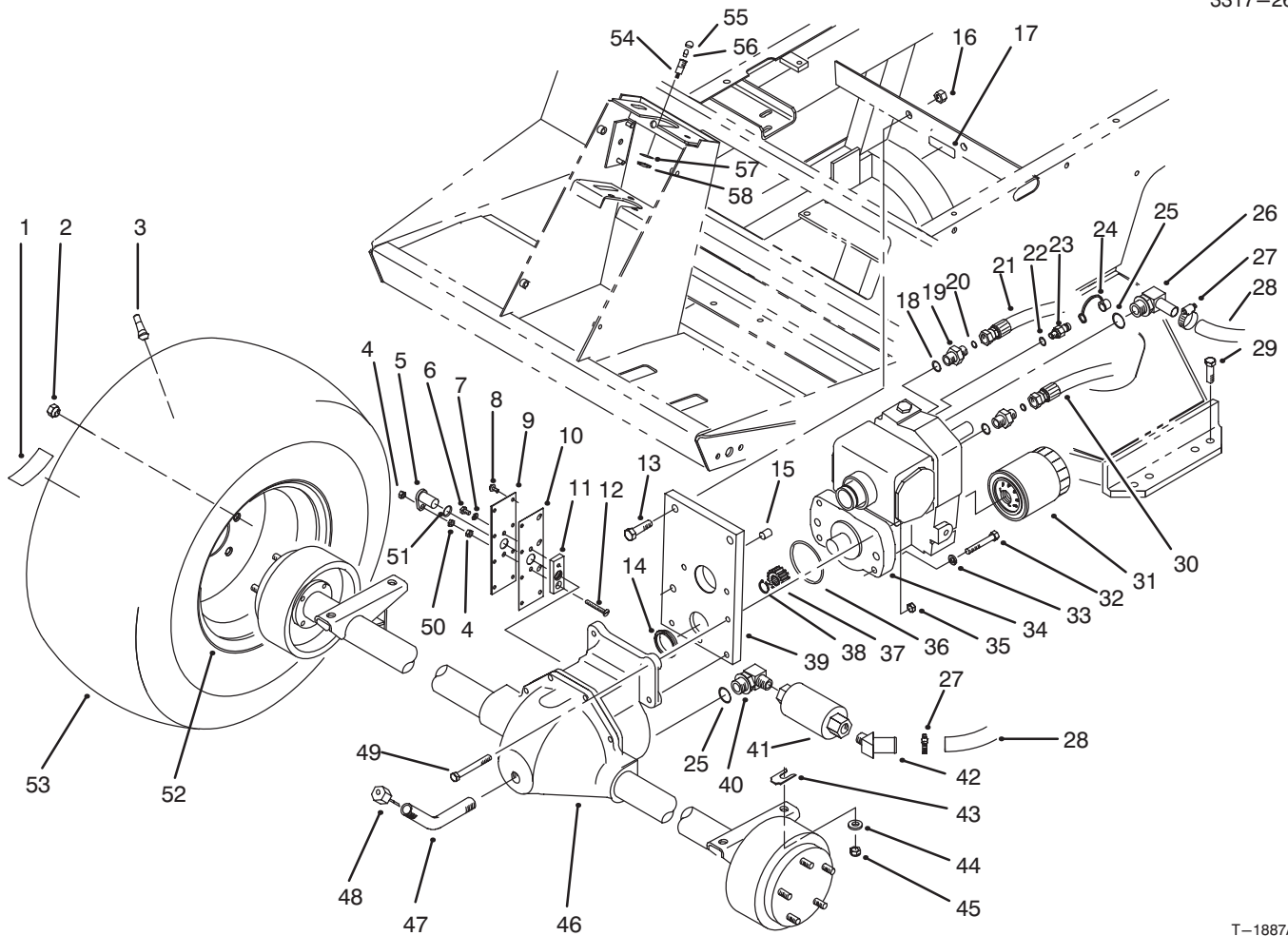
FUEL TANK ASSEMBLY

Ref. No.	Part No.	Description	No. Used
1	63-7610	Hose - Fuel	1
2	53-8150	Assembly - Fuel Pump (Incl. Ref. #5 & 33-34)	1
3	3296-42	Nut - Lock	2
4	3256-22	Washer - Flat	2
†5		Mount - Rubber	2
6	321-8	Screw - Cap Hex. Hd.	2
7	62-7650	Gasket - Sending Unit	1
8	63-7640	Unit - Sending	1
9	3253-15	Washer - Lock	5
10	32122-24	Screw - Round Hd.	5
11	27-5340	Hose - Fuel	1
12	2412-108	Clamp - Hose	11
13	75-4700	Hose - Fuel	1
14	354-22	Fitting - Fuel, Straight	2
15	354-20	Fitting - Fuel Tee	1
16	75-4701	Hose - Fuel	1
17	354-21	Fitting - Fuel Straight	1
18	44-2670	Hose - Fuel	1

Ref. No.	Part No.	Description	No. Used
19	66-8121	Standpipe - Elbow 90°	1
20	46-6550	Connector - Fuel, Elbow 90°	1
21	46-6560	Grommet	2
22	93-3102	Cap - Fuel Tank	1
23	92-8780	Assembly - Fuel Tank (Incl. Ref. #24-25)	1
24	2412-36	Clamp - Drain	1
25	304-46	Fitting - Drain	1
26	323-5	Screw - Cap Hex. Hd.	3
27	63-8410	Washer - Flat	3
28	240-11	Grommet	3
29	63-7628	Hose - Fuel	1
30	353-781	Fitting - 90°	2
31	321-6	Screw - Cap Hex. Hd.	2
32	63-7650	Filter - Fuel	1
33	70-8530	Wire - Fuel Pump	1
34	218-579	Wire - Fuel Pump	1
35	67-1690	Fitting - Fuel Elbow 90°	2
36	32128-33	Nut - Lock, Flange	2

*Not Illustrated

†Not Serviced Separately



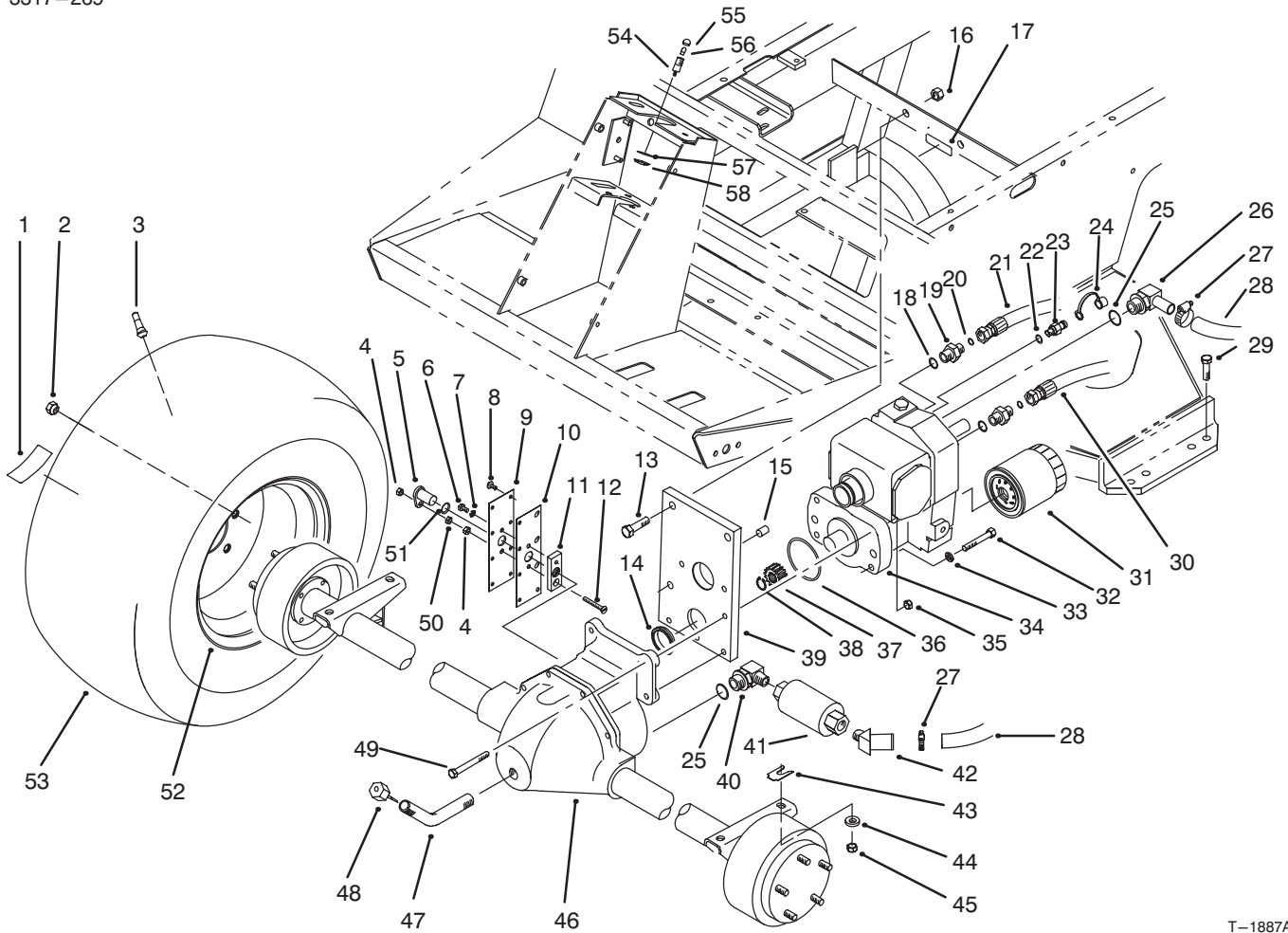
T-1887A

FRONT AXLE & TRANSMISSION ASSEMBLY

Ref. No.	Part No.	Description	No. Used
1	76-8730	Decal – Bolt Torque	2
2	23-7270	Nut – Lug	10
3	232-27	Stem – Valve	2
4	3296-56	Nut – Lock	2
5	85-4350	Sensor – Gear Tooth	1
6	321-2	Screw – Cap Hex. Hd.	1
7	3253-3	Washer – Lock	1
8	32144-112	Screw – Cap Hex. Hd.	8
9	85-4330	Cover – Gear	1
10	92-5797	Gasket – Axle	1
11	85-4340	Plate – Sensor Mounting	1
12	32108-9	Screw – Machine	1
13	325-7	Screw – Cap Hex. Hd.	2
14	75-3110	Collar – Transmission	1
15	92-4808	Sleeve – Trans. Pilot	1
16	3296-23	Nut – Lock	2
†17	77-0490	Decal – Bolt (English)	1
18	237-79	O-Ring	2
19	340-3	Fitting – Hydraulic, Straight (Incl. Ref. #18 & 20)	2
20	237-22	O-Ring	2
21	93-0076	Hose – Hydraulic	1
22	237-78	O-Ring	1
23	354-77	Fitting – Hydraulic Test Port (Incl. Ref. #22)	1

Ref. No.	Part No.	Description	No. Used
24	354-79	Cap – Test Port	1
25	237-81	O-Ring	2
26	75-4720	Fitting – Hydraulic 90° (Incl. Ref. #25)	1
27	2412-129	Clamp – Hose	2
28	75-6350	Hose	1
29	324-7	Screw – Cap Hex. Hd.	4
30	93-0075	Hose – Hydraulic	1
31	75-1330	Filter – Oil	1
32	323-12	Screw – Cap Hex. Hd.	2
33	3253-21	Washer – Lock	2
34	75-0012	Assembly – Transmission	1
35	3296-39	Nut – Lock	2
36	237-161	O-Ring	1
37	86-7220	Gear – Pinion	1
38	32151-62	Ring – Retaining	1
39	92-4846	Asm. – Trans. Support (Incl. Ref. #14 & 15)	1
40	354-75	Fitting – Hydraulic 90° (Incl. Ref. #25)	1
41	75-6340	Strainer – In-Line	1
42	354-72	Fitting – Hydraulic 45°	1
43	42-6080	Shim – Axle	A/R
44	66-6480	Washer – Flat	4
45	3296-48	Nut – Lock	4

†For different language versions of this part, see International Parts Reference.

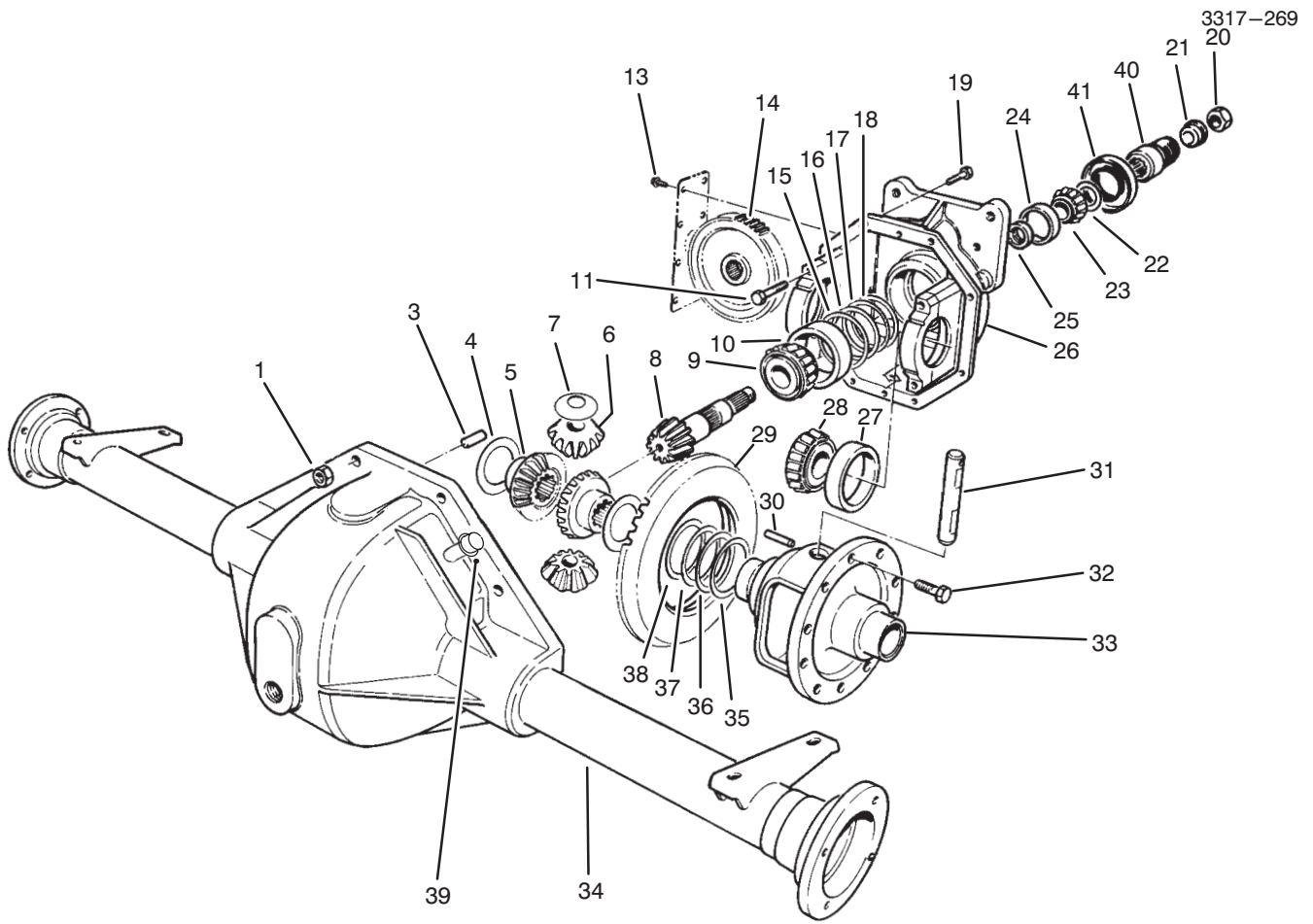


T-1887A

FRONT AXLE & TRANSMISSION ASSEMBLY (Continued)

Ref. No.	Part No.	Description	No. Used
46	93-0084	Assembly - Front Axle	1
47	75-6850	Tube - Oil Fill	1
48	27-3710	Dipstick - Axle	1
49	323-20	Screw - Cap Hex. Hd.	2
50	3218-1	Nut - Jam	1
51	237-181	O-Ring	1
52	217-120	Rim	2

Ref. No.	Part No.	Description	No. Used
53	231-134	Tire	2
54	44-2210	Assembly - Light, Warning (Incl. Ref. #55-58)	1
55	218-533	Lens - Red	1
56	218-534	Bulb - #1815	1
57	218-536	Washer - Lock, Int. Tooth	1
58	218-535	Nut - Lock	1



T-1315A

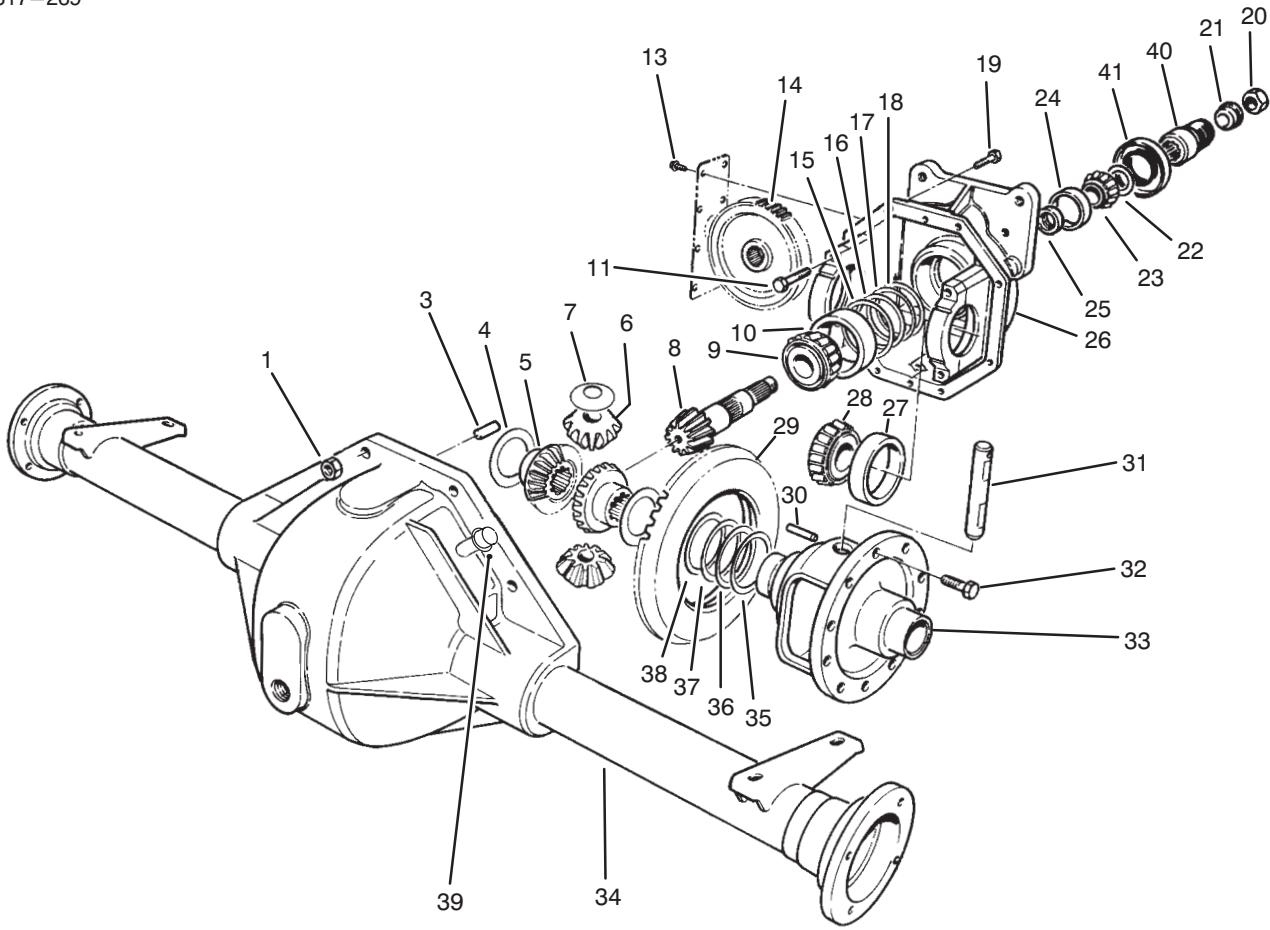
FRONT AXLE ASSEMBLY NO. 93-0084

Ref. No.	Part No.	Description	No. Used
1	3219-2	Nut	8
3	21-8270	Pin-Dowel	2
4	21-7720	Washer-Thrust	2
5	24-8790	Gear-Bevel, Differential	2
6	21-7690	Gear-Pinion	2
7	21-7730	Washer-Thrust	2
†8		Pinion-Drive	1
9	43-6760	Cone-Bearing, tapered	1
10	43-6750	Cup-Bearing, Tapered	1
11	92-1773	Screw-Cap, Hex Hd.	4
13	32144-112	Screw-Thread Forming	8
14	86-7230	Gear-Spur	1
15	43-6710	Diff. Adjust. Shim .003	A/R
16	43-6711	Diff. Adjust. Shim .005	A/R
17	43-6712	Diff. Adjust. Shim .010	A/R
18	43-6713	Diff. Adjust. Shim .030	A/R
19	3210-8	Screw - Cap, Hex Hd.	8
20	71-4350	Nut	1
21	83-5130	Spacer - Pinion	1
22	72-3570	Shim .094 - Diff. Adjust.	A/R
*	72-3571	Shim .096 - Diff. Adjust.	A/R
*	72-3572	Shim .098 - Diff. Adjust.	A/R
22	72-3573	Shim .100 - Diff. Adjust.	A/R

Ref. No.	Part No.	Description	No. Used
*	72-3574	Shim .102 - Diff. Adjust.	A/R
*	72-3575	Shim .104 - Diff. Adjust.	A/R
*	72-3576	Shim .106 - Diff. Adjust.	A/R
*	72-3577	Shim .108 - Diff. Adjust.	A/R
*	72-3578	Shim .110 - Diff. Adjust.	A/R
*	72-3580	Shim .112 - Diff. Adjust.	A/R
*	72-3581	Shim .114 - Diff. Adjust.	A/R
*	72-3582	Shim .116 - Diff. Adjust.	A/R
*	72-3583	Shim .118 - Diff. Adjust.	A/R
*	72-3584	Shim .120 - Diff. Adjust.	A/R
*	72-3585	Shim .125 - Diff. Adjust.	A/R
*	72-3586	Shim .127 - Diff. Adjust.	A/R
*	72-3587	Shim .129 - Diff. Adjust.	A/R
*	72-3588	Shim .131 - Diff. Adjust.	A/R
*	72-3590	Shim .133 - Diff. Adjust.	A/R
*	72-3591	Shim .135 - Diff. Adjust.	A/R
*	72-3592	Shim .137 - Diff. Adjust.	A/R
*	72-3593	Shim .139 - Diff. Adjust.	A/R
*	72-3594	Shim .141 - Diff. Adjust.	A/R
*	72-3595	Shim .143 - Diff. Adjust.	A/R
*	72-3596	Shim .145 - Diff. Adjust.	A/R
*	72-3597	Shim .147 - Diff. Adjust.	A/R

*Not Illustrated

†Not Serviced Separately



T-1315A

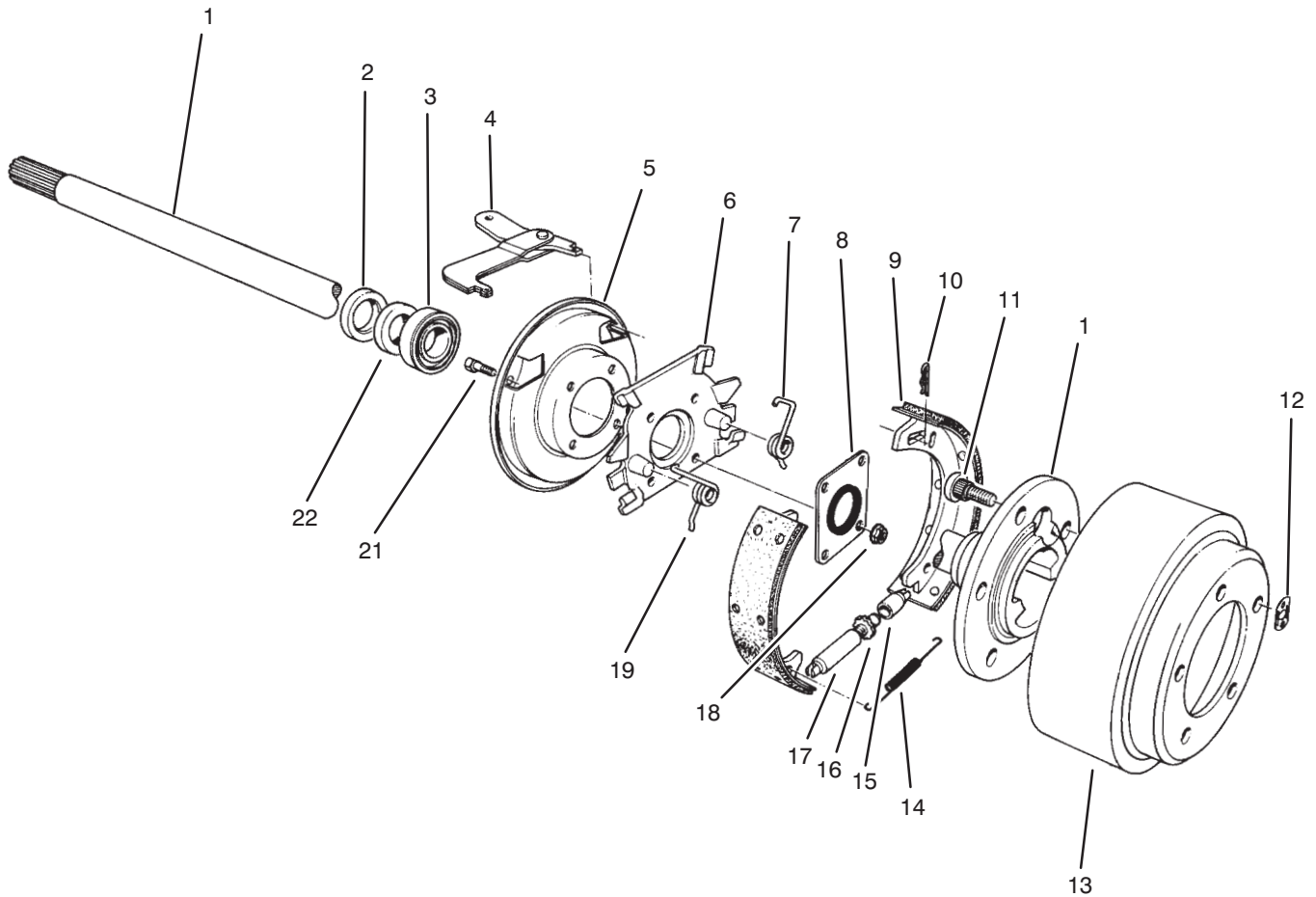
FRONT AXLE ASSEMBLY NO. 93-0084 (Continued)

Ref. No.	Part No.	Description	No. Used
22	72-3598	Shim .149 - Diff. Adjust.	A/R
*	72-3600	Shim .151 - Diff. Adjust.	A/R
23	254-91	Cone-Bearing	1
24	21-8390	Cup-Bearing	1
25	21-8020	Spacer-Front Pinion	1
26	93-3619	Upper Housing (Incl. Ref. #11)	1
27	254-66	Cup-Tapered Bearing	2
28	254-65	Cone-Tapered Bearing	2
†29		Gear-Ring	1
30	21-7710	Pin-Roll	1
31	21-7700	Shaft-Pinion Mate	1
32	21-7770	Screw-Drive Gear	5
33	21-7670	Case-Differential	1

Ref. No.	Part No.	Description	No. Used
34	75-0721	Housing-Lower	1
35	21-8120	Diff. Adjust. Shim .030	A/R
36	21-8110	Diff. Adjust. Shim .010	A/R
37	21-8100	Diff. Adjust. Shim .005	A/R
38	21-8090	Diff. Adjust. Shim .003	A/R
39	72-9420	Assembly - Vent Tube	1
40	83-4910	Coupler - Pinion	1
41	71-4330	Seal	1
*	93-3618	Assembly - Gear & Pinion (Incl. Ref. #8 & 29)	1
*	93-3617	Assembly - Differential (Incl. Ref. #4-10, 14-33, 35-38, 40 & 41)	1

*Not Illustrated

†Not Serviced Separately



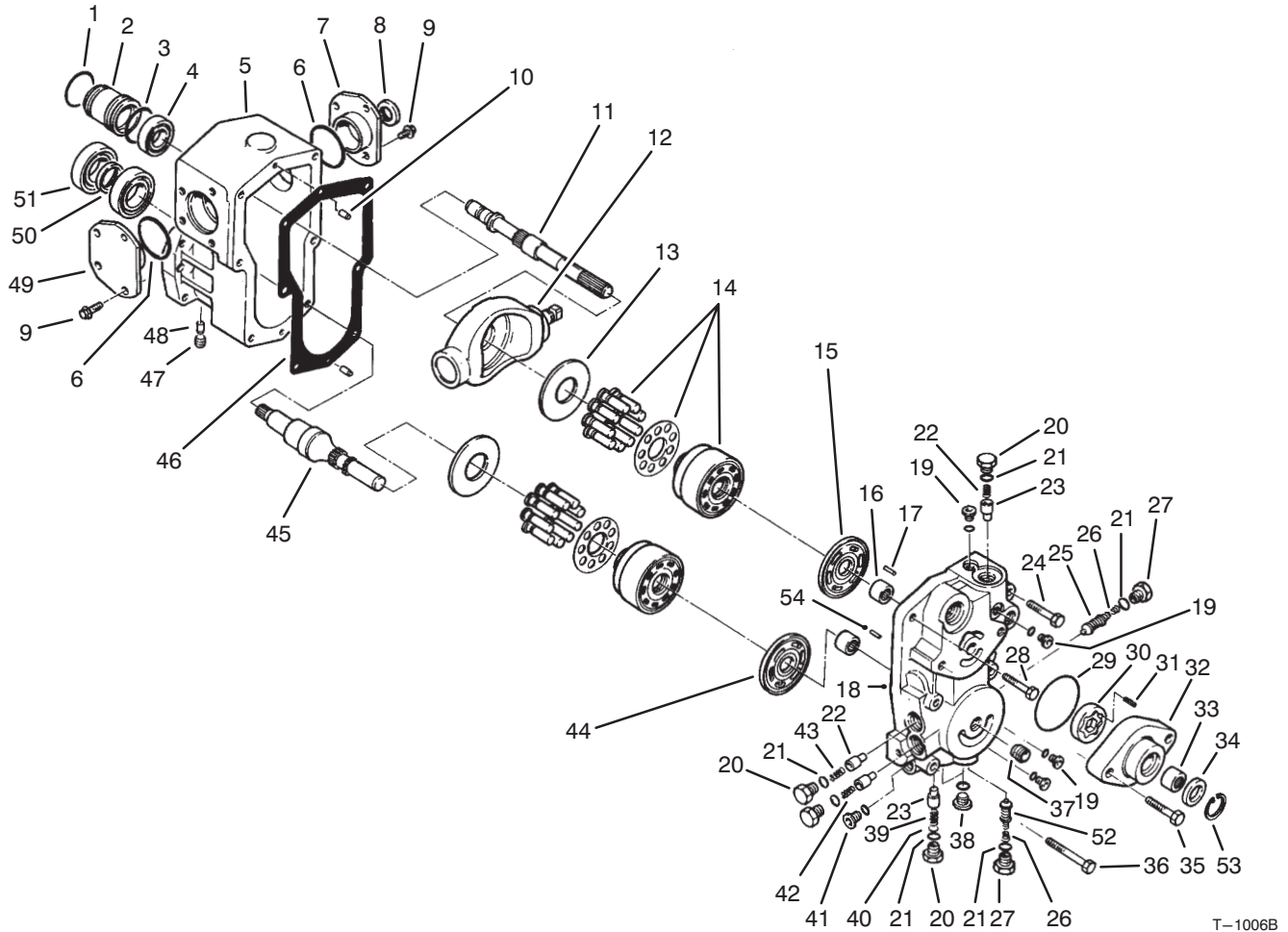
T-0421A

BRAKE ASSEMBLY

Ref. No.	Part No.	Description	No. Used
1	27-6862	Shaft-Axle, Flanged L.H.	1
*	27-6852	Shaft-Axle, Flanged R.H.	1
2	92-1774	Seal-Oil	2
3	21-8180	Bearing	2
4	24-9180	Lever, Brake, Parking	2
5	21-9450	Shield-Dust	2
6	43-6810	Spider-Torque	2
7	21-9430	Spring-Shoe Return, R.H.	2
8	28-0670	Seal-Oil	2
9	84-8590	Assembly - Shoe & Lining	4
10	21-9460	Retainer-Brake, Parking	4
11	242-34	Stud-Flange, Axle	10

Ref. No.	Part No.	Description	No. Used
12	21-8360	Clip-Retaining	2
13	28-0680	Drum-Brake	2
14	21-9440	Spring-Adjusting Screw	2
15	21-9390	Socket-Adjusting Screw	2
16	21-9370	Screw-Adjusting	2
17	21-9380	Nut-Pivot	2
18	43-6800	Nut-Lock	8
19	21-9420	Spring-Shoe Return, L.H.	2
21	28-0660	Screw-Cap, Hex Hd.	8
22	24-8840	Ring-Bearing, Wheel	2
*	84-8600	Set of Lined Brake Shoes	1
*	92-8775	Gasket - Kit, Liquid	1

*Not Illustrated



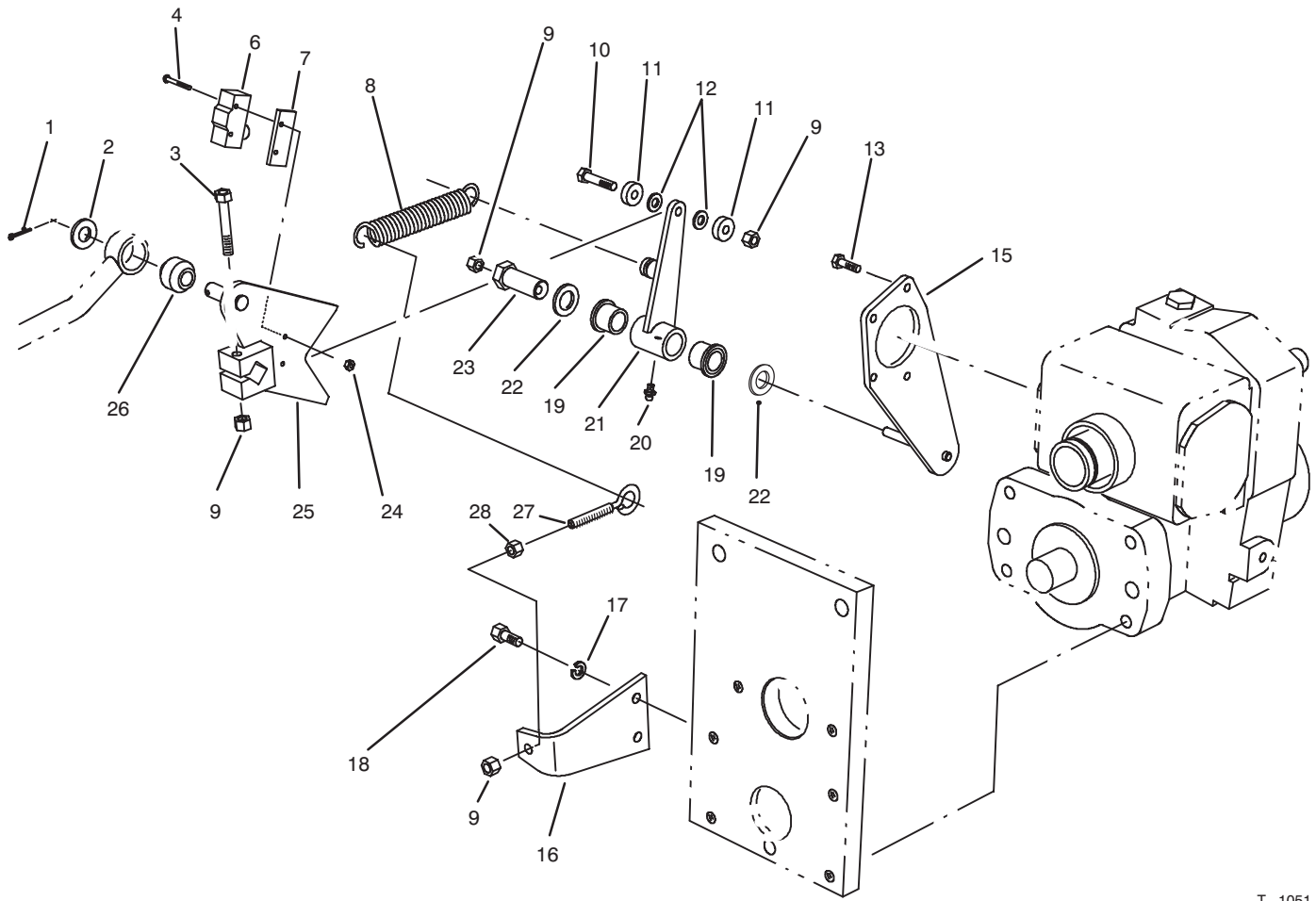
T-1006B

TRANSMISSION ASSEMBLY NO. 75-0012

Ref. No.	Part No.	Description	No. Used
1	75-0430	Ring - Retaining	1
2	75-0150	Guide - Seal	1
3	75-0410	O-Ring	1
4	75-0520	Bearing - Ball	1
5	75-0020	Housing	1
6	75-0210	O-Ring	2
7	86-7520	Asm. - Trunnion Cover R.H.	1
8	75-0230	Seal - Lip	1
9	75-0090	Screw - Cap Hex Hd.	8
10	75-0480	Pin	2
11	86-7540	Shaft - Pump	1
12	75-0390	Plate - Swash	1
13	75-0400	Plate - Thrust	2
14	75-0470	Cylinder Block Kit	2
15	75-0380	Plate - Valve	1
16	75-0500	Bearing - Needle	2
17	75-0510	Pin	1
18	75-0040	Center Section	1
19	75-0170	Plug - Straight Thread	4
20	75-0060	Plug	4
21	75-0240	O-Ring	6
22	75-0290	Spring	2
23	75-0260	Valve - Relief	4
24	75-0130	Screw - Cap Hex. Hd.	3
25	93-0097	Valve - SCR	1
26	75-0140	Spring - Conical	1
27	75-0190	Plug - Special	2

Ref. No.	Part No.	Description	No. Used
28	75-0120	Screw - Cap Hex Hd.	1
29	75-0370	O-Ring	1
30	75-0360	Gerotor	1
31	75-0350	Pin	1
32	83-4780	Housing - Charge Pump	1
33	75-0340	Bearing - Needle	1
34	75-0330	Seal - Lip	1
35	75-0110	Screw - Cap Hex Hd.	2
36	75-0180	Screw - Cap Hex Hd.	2
37	75-0320	Nipple	1
38	75-0200	Plug - Straight Thread	2
39	75-0270	Spring	1
40	75-0310	Shim	1
41	75-0070	Plug	1
42	75-0280	Spring	1
44	93-0083	Plate - Valve	1
45	75-0440	Shaft - Motor	1
46	75-0030	Gasket - Housing	1
47	75-0160	Plug - Pipe	1
48	75-0220	Pin	2
49	86-7530	Asm. - Trunnion Cover L.H.	1
50	75-0450	Collar	1
51	75-0460	Bearing - Ball	2
52	75-6930	Valve - SCR	1
53	32120-74	Ring - Retaining	1
54	75-0250	Pin - Slotted	1

*Not Illustrated

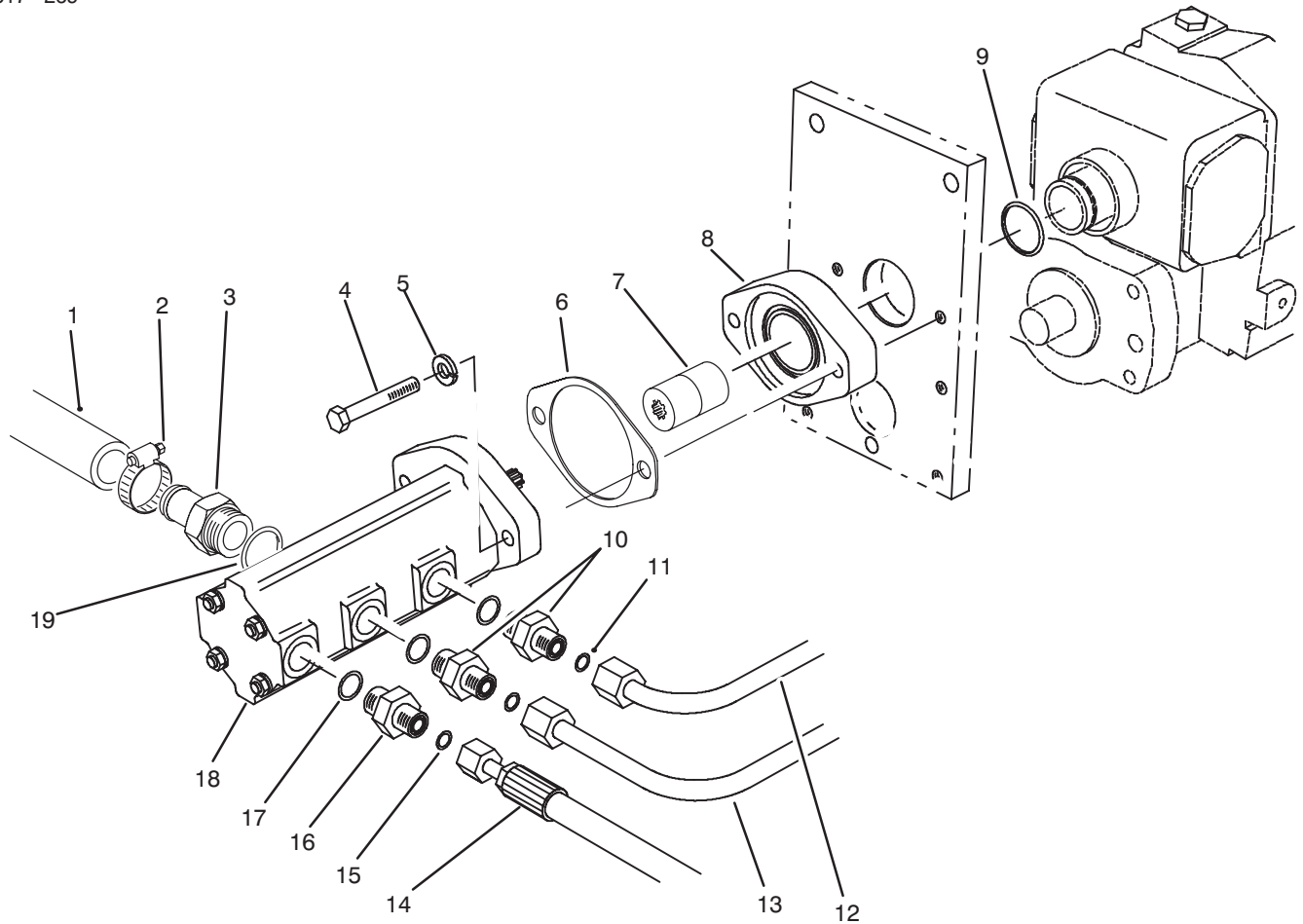


T-1051

TRACTION CONTROL ASSEMBLY

Ref. No.	Part No.	Description	No. Used
1	3272-10	Pin - Cotter	1
2	3256-26	Washer - Flat	1
3	322-10	Screw - Cap Hex. Hd.	1
4	32105-21	Screw	2
6	29-6162	Switch - Neutral	1
7	75-4130	Plate - Switch	1
8	76-9430	Spring - Extension	1
9	3296-29	Nut - Lock	4
10	322-7	Screw - Cap Hex. Hd.	1
11	251-259	Bearing - Ball	2
12	75-5470	Spacer	2
13	32144-22	Screw - Cap Hex. Hd.	4
15	75-4080	Plate - Traction	1
16	85-9900	Plate - Spring Anchor	1

Ref. No.	Part No.	Description	No. Used
17	3253-4	Washer - Lock	2
18	322-3	Screw - Cap Hex. Hd.	2
19	256-113	Bushing - Flange	2
20	302-5	Fitting - Grease	1
21	92-2581	Assembly - Switch Arm (Incl. Ref. #19 & 20)	1
22	3-6498	Washer - Thrust	2
23	76-8640	Stud - Traction	1
24	3296-9	Nut - Hex.	2
25	75-4100	Control - Pump	1
26	23-2270	Bushing - Rubber	1
27	85-9910	Eyebolt	1
28	3217-6	Nut - Hex.	1

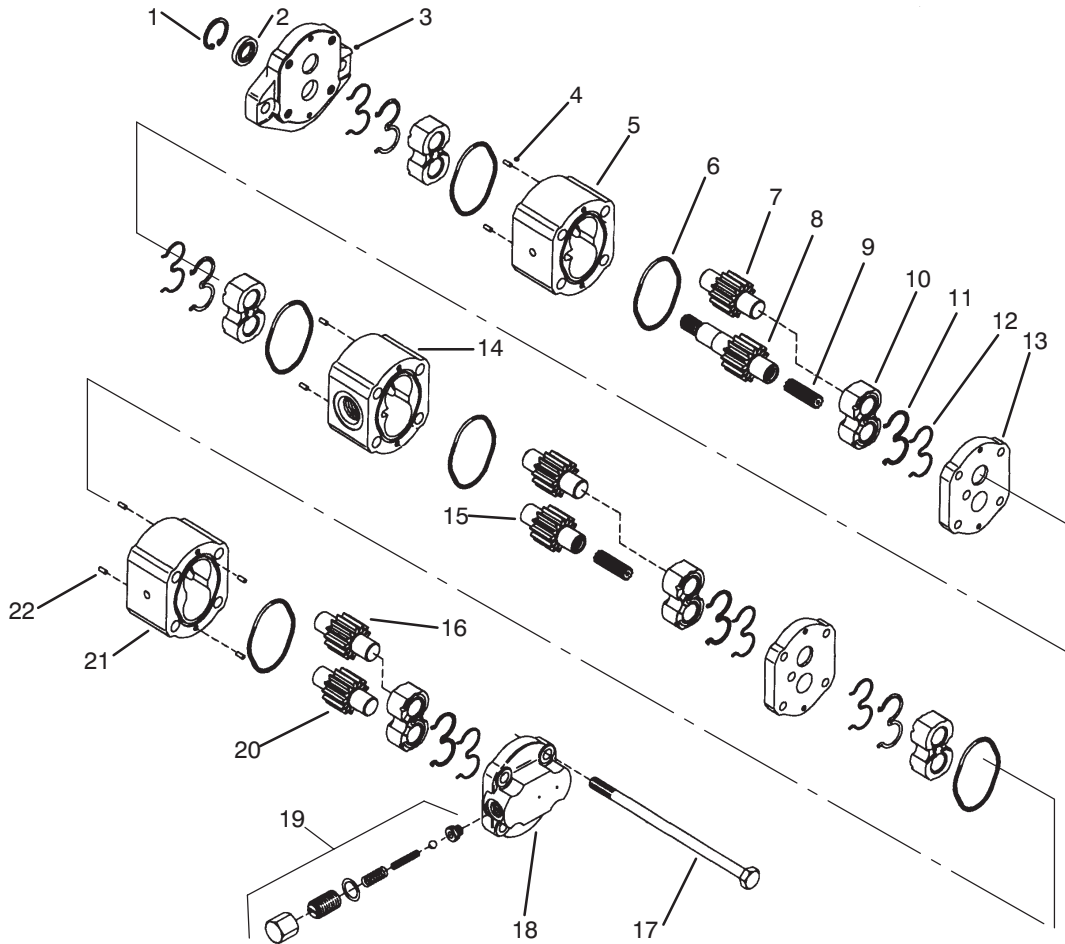


T-1928

GEAR PUMP INSTALLATION ASSEMBLY

Ref. No.	Part No.	Description	No. Used
1	75-6870	Hose - Suction	1
2	2412-34	Clamp - Hose	1
3	354-78	Fitting - Hydraulic	1
4	323-12	Screw - Cap Hex. Hd.	2
5	3253-5	Washer - Lock	2
6	93-3604	Gasket	1
7	93-1396	Coupler W.A. - Trans.	1
8	75-4400	Adaptor - Transmission	1
9	237-163	O-Ring	1
10	340-4	Fitting - Hydraulic Straight (Incl. Ref. #11 & 17)	2

Ref. No.	Part No.	Description	No. Used
11	237-30	O-Ring	2
12	93-3642	Tube - Hydraulic	1
13	93-3643	Tube - Hydraulic	1
14	75-6240	Hose - Hydraulic	1
15	237-22	O-Ring	1
16	340-3	Fitting - Hydraulic Straight (Incl. Ref. #15 & 17)	1
17	237-79	O-Ring	3
18	93-1376	Assembly - Pump, Gear	1
19		O-Ring	1



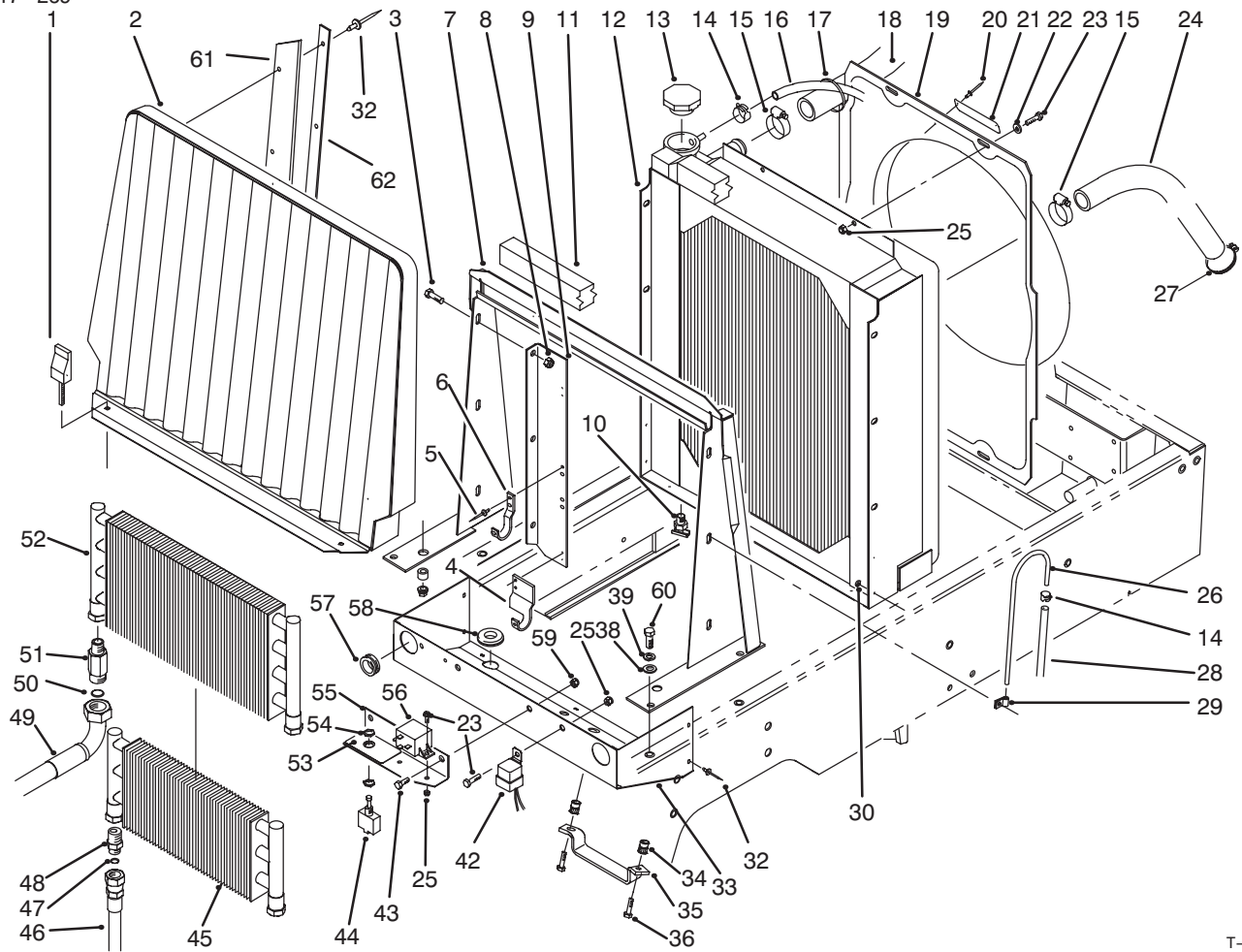
T-1935

HYDRAULIC PUMP NO. 93-1376

Ref. No.	Part No.	Description	No. Used
1		Ring - Retaining	1
2		Seal - Shaft	1
3		Flange	1
4	93-4278	Pin - Dowel	4
5		Housing	1
6		O-Ring	2
7		Gear - Idler	1
8		Gear - Drive	1
9	93-4280	Coupling	2
10		Bearing	2
11		E-Seal	2
12		Ring - Backup	2
13	93-4279	Plate - Distance	2
14		Housing	1
15		Gear - Idler	1
16		Gear - Idler	1
17	93-4283	Bolt	4

Ref. No.	Part No.	Description	No. Used
18	93-4282	Block - Valve	1
19	93-4277	Kit - Valve	1
20		Gear - Idler	1
21		Housing	1
22	93-4281	Pin - Dowel	4
*	93-4268	Kit - Flange (Incl. Ref. #1-3)	1
*	93-4269	Kit - Housing, Section 1 (Incl. Ref. #6, 7, 10-12, 14 & 15)	1
*	93-4270	Kit - Housing, Section 2 (Incl. Ref. #5-8, & 10-12)	1
*	93-4271	Kit - Housing, Section 3 (Incl. Ref. #6, 10-12, 16, & 20-21)	1
*	93-4272	Kit - Individual Pieces (Incl. Ref. #2, 6, 11, & 12)	1

*Not Illustrated



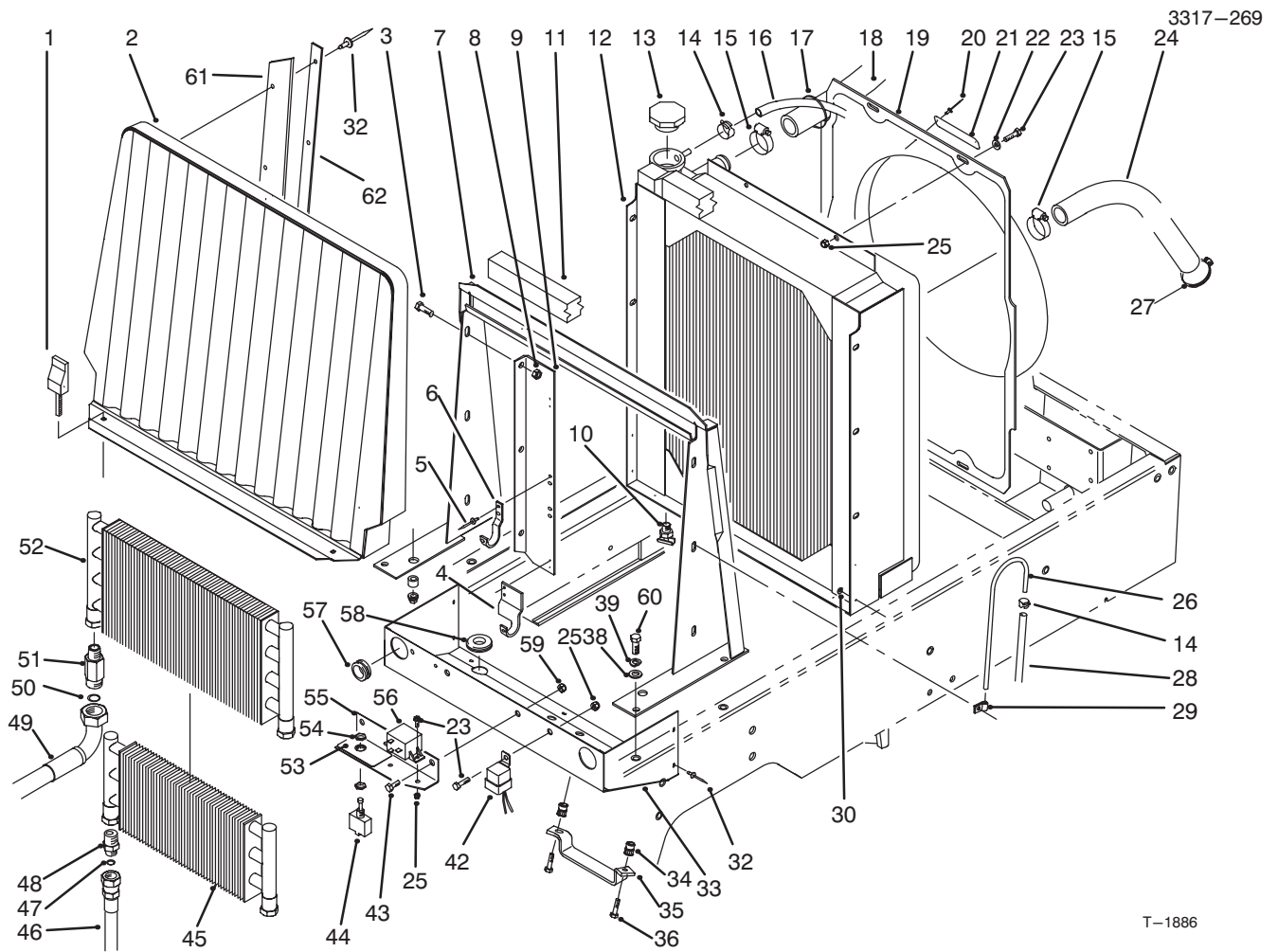
RADIATOR ASSEMBLY

Ref. No.	Part No.	Description	No. Used
1	93-1374	Latch - Swell	2
2	93-0032	Hsg. W.A. - Front Screen	1
3	3234-5	Screw - Whiz Lock	6
4	93-0090	Bracket - Mount RH, Cooler	1
*4	93-0089	Bracket - Mount LH, Cooler	1
5	3269-15	Rivet - Pop	8
6	75-0930	Hook - Oil Cooler	4
7	93-0038	Support W.A. - Radiator	1
8	32128-20	Nut - Whiz	6
9	93-0030	Asm. - Cooler Mount R.H. (Incl. Ref. #4-6)	1
*	93-0071	Asm. - Cooler Mount L.H. (Incl. Ref. #*4-6)	1
10	304-46	Drain - Radiator	1
11	93-0005	Strip - Foam, Top	1
12	93-0020	Radiator	1
13	66-3240	Cap - Radiator	1
14	92-2379	Clamp - Hose	2
15	2412-34	Clamp - Hose	2
16	75-2851	Hose - Expansion Tank	1
17	3290-378	Tie - Cable	1
18	93-0023	Hose - Radiator Upper	1
19	93-0022	Shroud - Fan	1

Ref. No.	Part No.	Description	No. Used
20	3290-271	Rivet - Pop	2
‡21	76-8750	Plate - Caution	1
22	3256-22	Washer - Flat	4
23	321-4	Screw - Cap Hex. Hd.	7
24	93-0024	Hose - Radiator Lower	1
25	3296-42	Nut - Lock	7
26	66-3180	Tube - Vent	1
27	2412-3	Clamp - Hose	2
28	75-4701	Hose - Fuel Vent	1
29	2412-103	Clamp - R	2
30	3269-10	Washer - Back-up	7
32	3269-13	Rivet - Pop	17
33	93-0025	Shield W.A. - Radiator	1
34	32148-7	Nut - Clinch	2
35	93-3626	Bracket - Hose	1
36	322-4	Screw - Cap Hex. Hd.	2
38	3256-23	Washer - Flat	4
39	3253-4	Washer - Lock	4
42	63-7590	Relay - Starter	1
43	322-2	Screw - Cap Hex. Hd.	2
44	75-1020	Switch - Backlap (Incl. Ref. #54)	1
45	24-0760	Exchanger - Heat	1

*Not Illustrated

‡For different language versions of this part, see International Parts Reference.



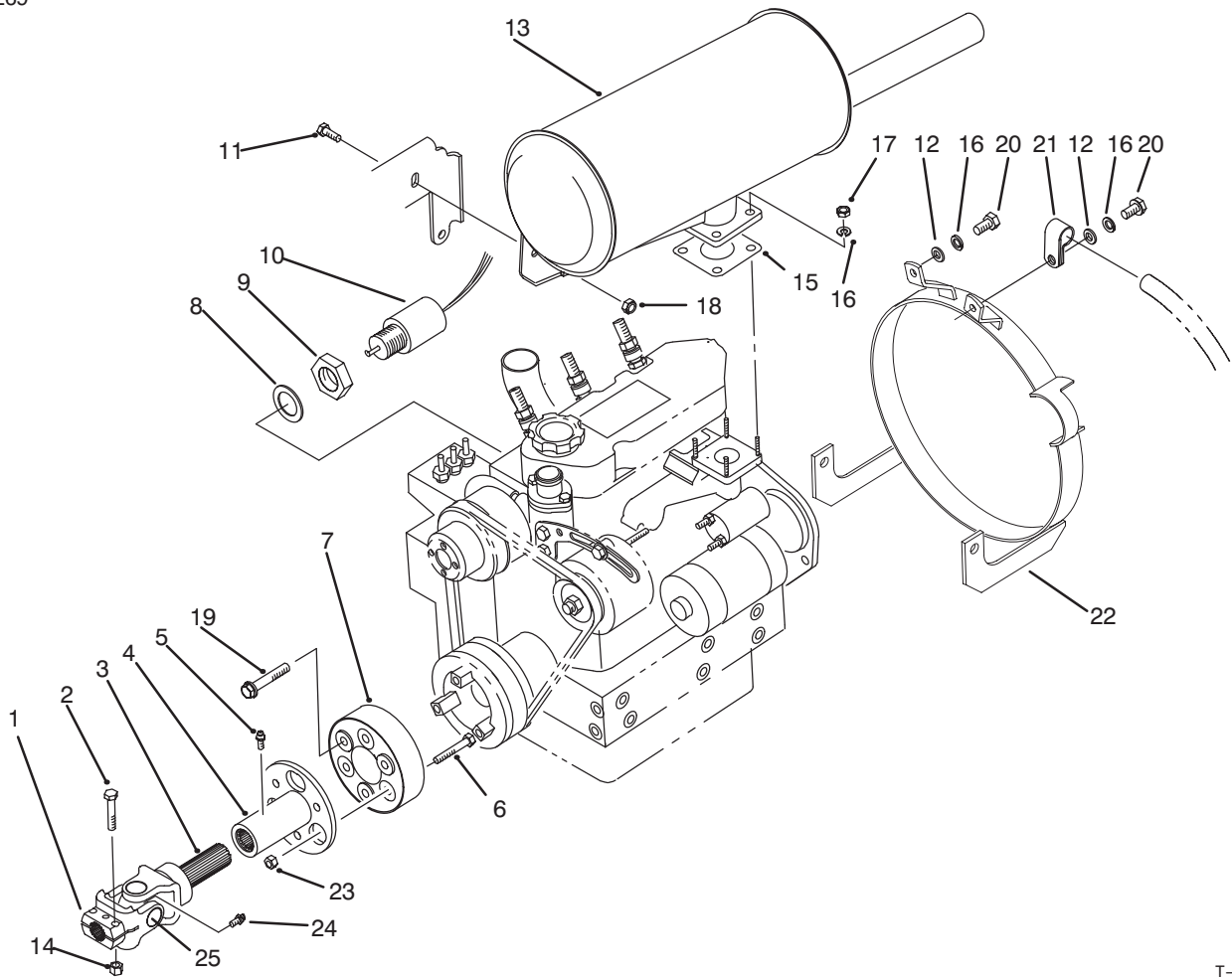
RADIATOR ASSEMBLY (Continued)

Ref. No.	Part No.	Description	No. Used
46	93-0076	Hose - Trans. to Cooler	1
*	93-0075	Hose - Trans. to Cooler	1
47	237-22	O-Ring	2
48	340-124	Fitting - Straight	2
49	93-0077	Hose - Cooler, R.H.	1
*	93-0078	Hose - Cooler, L.H.	1
50	237-65	O-Ring	2
51	92-4999	Fitting - Hydraulic 90° (Incl. Ref. #50)	2
52	75-1040	Cooler - Oil	1
‡53	75-0750	Decal - Backlap Switch (English)	1

Ref. No.	Part No.	Description	No. Used
54	218-498	Nut - Lock	2
55	75-3390	Bracket - Backlap	1
56	66-8800	Relay - Glow Plug	1
57	240-3	Grommet	2
58	93-0082	Grommet	2
59	3296-29	Nut - Lock	2
60	322-5	Screw - Cap Hex. Hd.	4

*Not Illustrated

‡For different language versions of this part, see International Parts Reference.



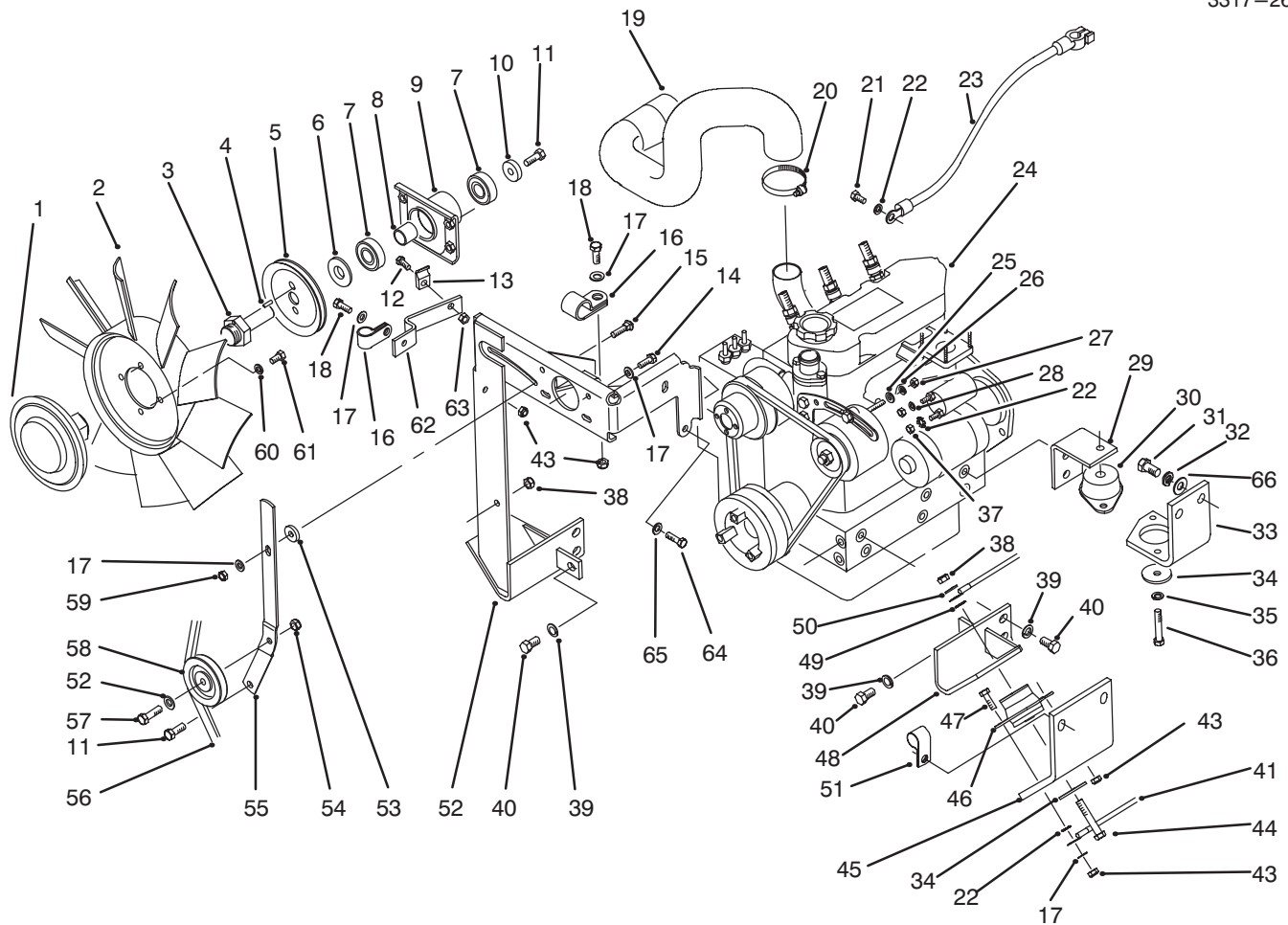
T-1883

MUFFLER & PUMP DRIVE ASSEMBLY

Ref. No.	Part No.	Description	No. Used
1	54-9040	Yoke - End	1
2	322-9	Screw - Cap Hex. Hd.	2
3	93-0047	Yoke - Shaft	1
4	93-0045	Yoke - Slip Tube	1
5	302-5	Fitting - Grease	1
6	66-9303	Screw - Cap Hex. Hd.	3
7	86-3040	Coupling - Driveshaft	1
8	43-2740	Gasket	1
9	43-2750	Nut - Lock	1
10	63-7440	Solenoid - Stop	1
11	3234-17	Screw - Cap Hex. Hd.	1
12	3256-70	Washer - Flat	2
13	93-0044	Muffler	1
*	75-6880	Screen - Spark Arrester (Optional)	1
14	3296-29	Nut - Lock	2

Ref. No.	Part No.	Description	No. Used
15	93-3423	Gasket - Muffler	1
16	42-9850	Washer - Lock	6
17	48-7930	Nut - Lock	4
18	32128-20	Nut - Flange Head	1
19	66-9302	Screw - Cap Hex. Hd.	3
21	2412-81	Clamp - R	1
20	48-7710	Screw - Cap Hex. Hd.	2
22	93-3644	Guard - Flywheel	1
23	3296-44	Nut - Lock	3
24	62-3820	Fitting - Grease	1
25	54-9180	Kit - U-Joint	1
*	93-0047	Assembly - U-Joint (Incl. Ref. 1, 3, & 24-25)	1

*Not Illustrated



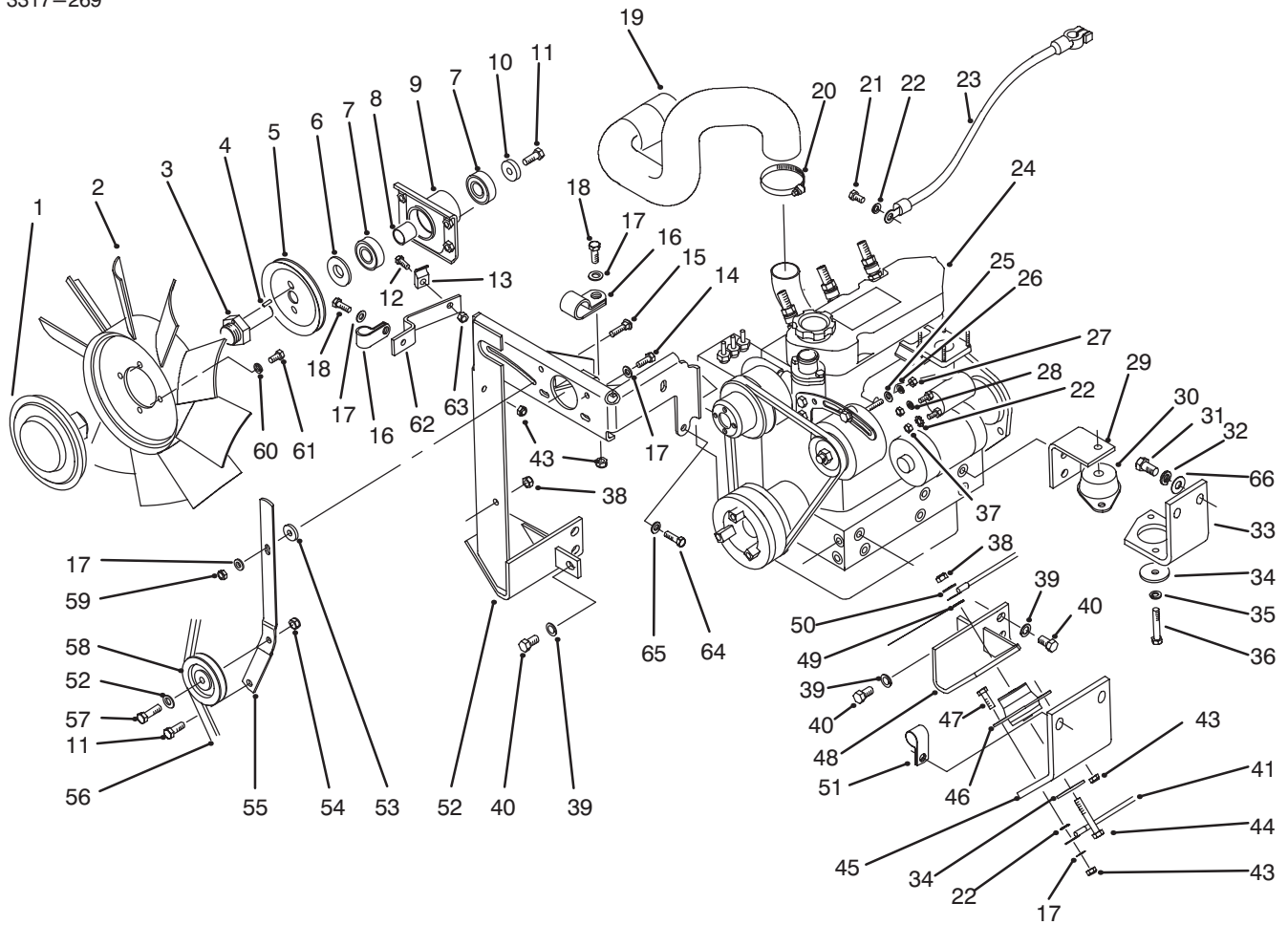
T-1882

ENGINE INSTALLATION ASSEMBLY

Ref. No.	Part No.	Description	No. Used
1	74-5520	Clutch - Fan	1
2	75-3780	Fan	1
3	75-6380	Shaft - Fan	1
4	32121-2	Pin - Roll	2
5	75-6390	Pulley - Fan	1
6	47-0110	Spacer - Spindle	1
7	251-318	Bearing - Ball	2
8	75-5310	Spacer - Bearing	1
9	75-4450	Hub - Fan Drive	1
10	67-1630	Spacer - Fan	1
11	323-6	Screw - Cap Hex. Hd.	2
12	321-4	Screw - Cap Hex. Hd.	1
13	3-6657	Clamp - Cable	1
14	322-3	Screw - Cap Hex. Hd.	4
15	3230-2	Bolt - Carriage	1
16	2412-4	Clamp	2
17	3256-23	Washer - Flat	6
18	322-4	Screw - Cap Hex. Hd.	2
19	93-0048	Hose - Air Cleaner	1
20	2412-92	Clamp - Hose	1
21	48-7700	Screw - Cap Hex. Hd.	1
22	3255-8	Washer - Lock	2
23	75-1360	Cable - Battery (Ground)	1

Ref. No.	Part No.	Description	No. Used
24	93-0049	Assembly - Engine	1
25	3256-78	Washer - Flat	1
26	43-5930	Washer - Lock	1
27	48-7890	Nut - Hex.	1
28	42-9850	Washer - Lock	2
29	93-0050	Bracket - Engine L.H. Rear	1
*	93-0063	Bracket - Engine R.H. Rear	1
30	93-0092	Mount - Rubber, Rear	2
31	325-4	Screw - Cap Hex. Hd.	8
32	3253-7	Washer - Lock	8
33	93-0093	Bracket - Eng. Left Rear	1
*	93-3621	Bracket - Eng. Right Rear	1
34	63-7400	Washer - Flat	4
35	3253-21	Washer - Lock	1
36	323-12	Screw - Cap Hex. Hd.	1
37	57-6390	Nut - Lock	2
38	3296-39	Nut - Lock	4
39	48-8070	Washer - Lock	10
40	42-9250	Screw - Cap Hex. Hd.	8
41	70-8220	Cable - Ground	1
43	3296-29	Nut - Lock	10
44	323-14	Screw - Cap Hex. Hd.	3
45	93-0095	Bracket - Eng. Front	2

*Not Illustrated

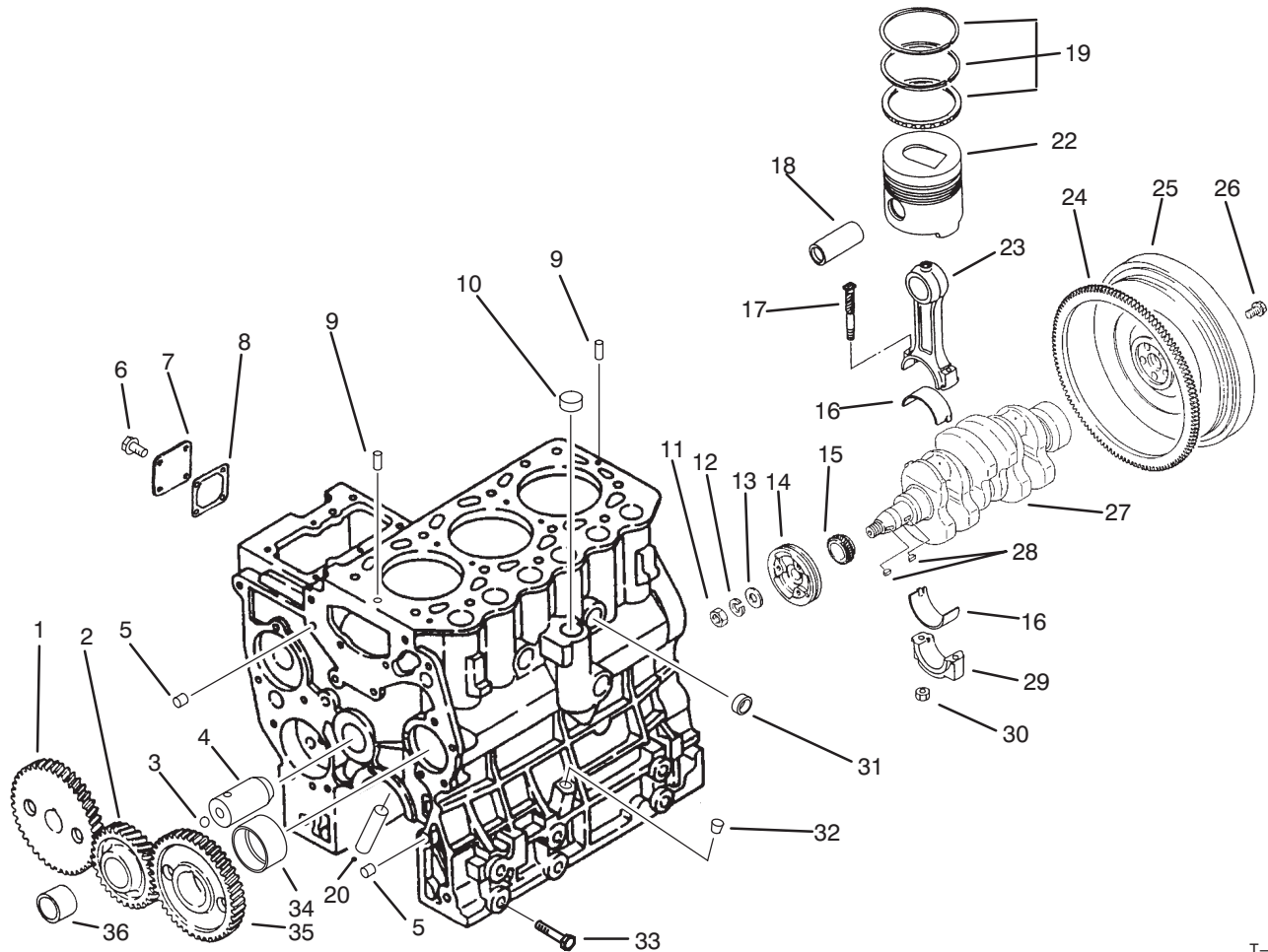


T-1882

ENGINE INSTALLATION ASSEMBLY (Continued)

Ref. No.	Part No.	Description	No. Used
46	53-9680	Mount - Engine	2
47	322-6	Screw - Cap Hex. Hd.	8
48	93-0051	Bracket - Engine L.H. Front	1
49	3255-9	Washer - Lock E.T.L.W.	1
50	3256-24	Washer - Flat	4
51	2412-71	Clamp - R	1
52	93-0054	Bracket W.A. - Fan	1
53	27-9560	Spacer	1
54	3296-59	Nut - Lock	1
55	93-0043	Bracket - Fan Idler	1
56	93-0062	Belt - V	1

Ref. No.	Part No.	Description	No. Used
57	323-7	Screw - Cap Hex. Hd.	1
58	63-8140	Pulley - Idler	1
59	32149-1	Nut - Lock	1
60	3253-4	Washer - Lock	4
61	322-2	Screw - Cap Hex. Hd.	4
62	93-0074	Support - Cable	1
63	3296-42	Nut - Lock	1
64	42-9300	Screw - Cap Hex. Hd.	1
65	42-9600	Washer - Lock	1
66	3256-40	Washer - Flat	2



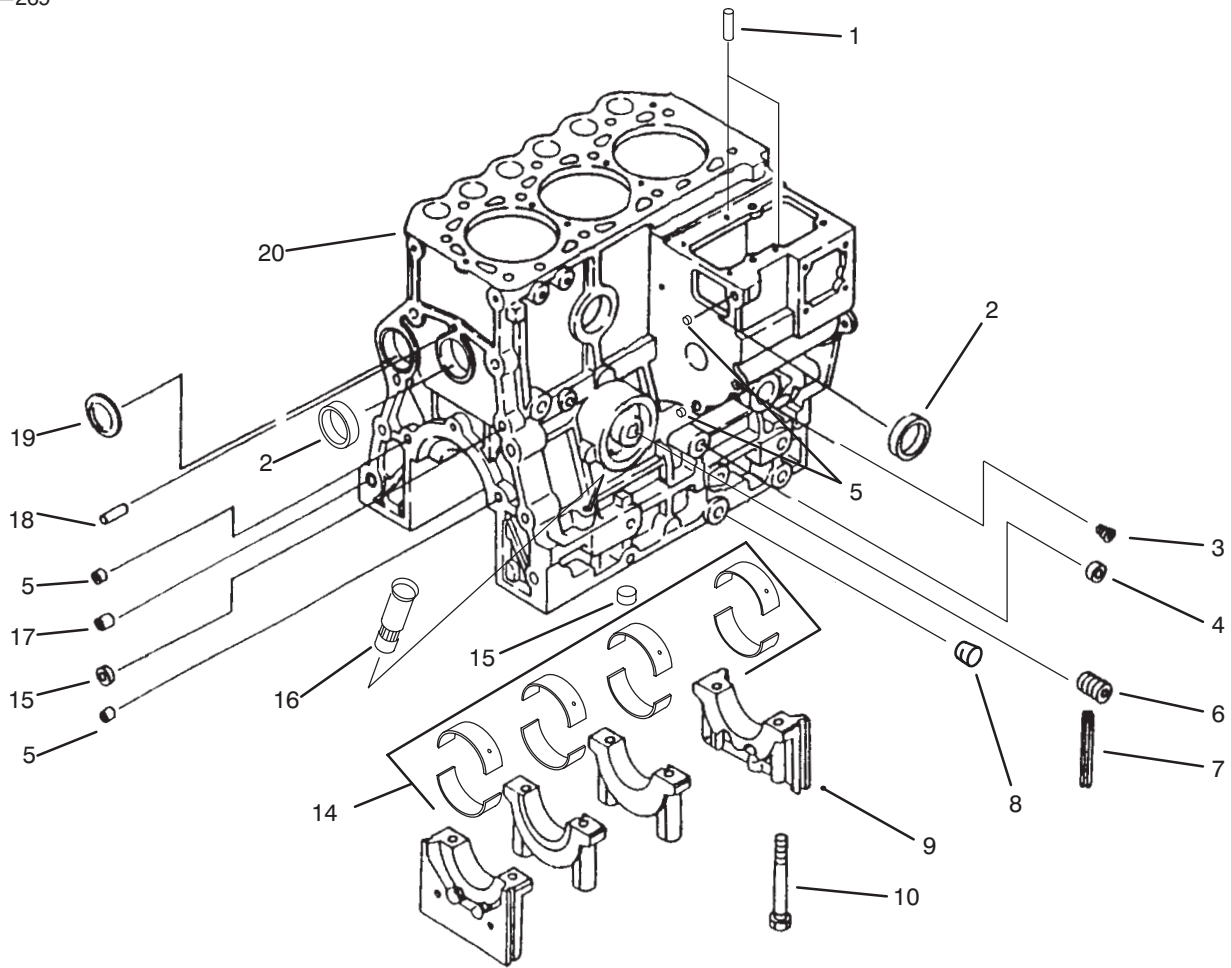
T-1892A

TIMING GEAR, PISTON, FLYWHEEL & CRANKSHAFT

Ref. No.	Part No.	Description	No. Used
1	93-3351	Gear - Pump, Injection	1
2	93-3352	Assembly - Idler, Gear (Incl. Ref. #36)	1
3	93-3364	Ball - Steel	1
4	93-3363	Assembly - Shaft, Idler (Incl. Ref. #3)	1
5	42-7190	Bushing	2
6	42-9440	Bolt W/Washer	4
7	93-3360	Cover	1
8	93-3361	Gasket - Cover	1
9	93-3365	Pin - Dowel	2
10	93-3366	Cap - Sealing	1
11	93-3356	Nut	1
12	93-3355	Washer - Spring	1
13	42-9810	Washer - Plain	1
14	93-3357	Pulley - Crankshaft	1
15	93-3359	Gear - Crankshaft	1
16	93-3370	Bearing - Con-Rod	6
17	93-3373	Bolt - Connecting	6
18	93-3374	Pin - Piston	3
19	93-3375	Ring Set - Piston	3
20	93-3596	Pipe - Oil Jet	3

Ref. No.	Part No.	Description	No. Used
22	93-3376	Piston - Std.	3
*	93-3377	Piston - O.S. 0.25	3
*	93-3378	Piston - O.S. 0.50	3
23	93-3371	Asm. - Rod, Connecting (Incl. Ref. #16, 17 & 29-30)	3
24	43-1810	Ring - Gear	1
25	93-3358	Assembly - Sub, Flywheel (Incl. Ref. #24)	1
26	54-8670	Bolt	4
27	93-3354	Crankshaft	1
28	42-7730	Key - Woodruff	2
29		Cap - Rod, Connecting	3
30	93-3372	Nut	6
31	93-3369	Cap - Sealing	2
32	93-3367	Plug - Taper	1
33	93-3368	Bolt	4
34	93-3362	Bushing - Camshaft	1
35	93-3350	Gear - Camshaft	1
36	93-3353	Bushing - Idler	1
*	93-3379	Set - Ring, Piston O.S. 0.25	3
*	93-3380	Set - Ring, Piston O.S. 0.50	3

*Not Illustrated



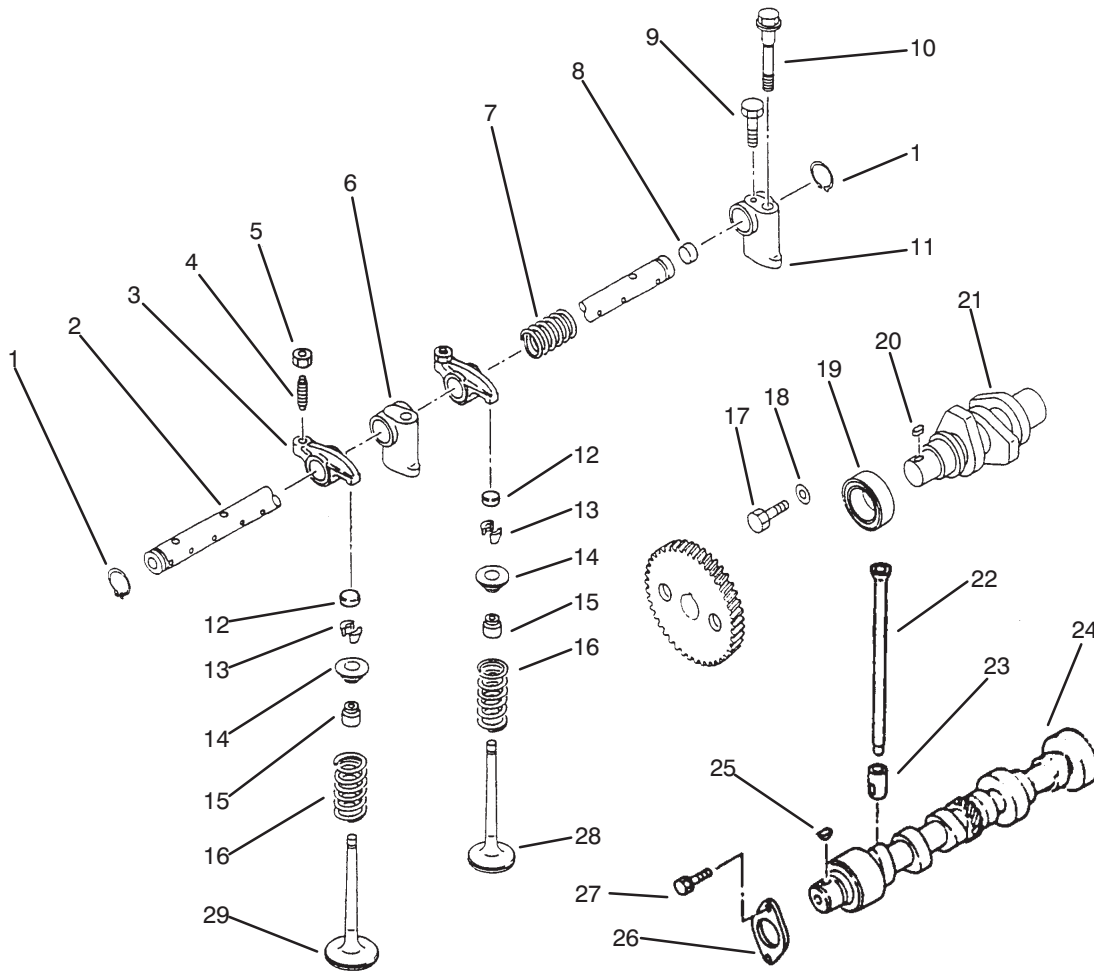
T-1893

CYLINDER BLOCK AND BEARING ASSEMBLY

Ref. No.	Part No.	Description	No. Used
1	56-0220	Pin - Dowel	2
2	93-3381	Cap - Sealing	2
3	67-2570	Plug - Taper	1
4	93-3382	Cap - Sealing	1
5	42-7180	Bushing	4
6	56-1230	Shaft	1
7	93-3383	Seal - Side	4
8	56-0100	Plug - Taper	1
9	93-3385	Cap - Metal	1
10	42-9210	Bolt - Cap, Bearing	8
14	93-3387	Bearing - Set Std.	1

Ref. No.	Part No.	Description	No. Used
*14	93-3597	Bearing - Set U.S. 0.25 mm	1
*	93-3388	Bearing - Set U.S. 0.50 mm	1
*	93-3389	Bearing - Set U.S. 0.75 mm	1
15	93-3386	Cap - Sealing	3
16	72-6950	Retainer	1
17	42-7200	Bushing	1
18	42-7160	Pin - Dowel	1
19	42-7170	Plug - Expansion	1
20	93-3384	Asm. - Block, Cylinder (Incl. Ref. # 2, 9, & 10. Also #31, 32, & 34 on Page 36)	1

*Not Illustrated



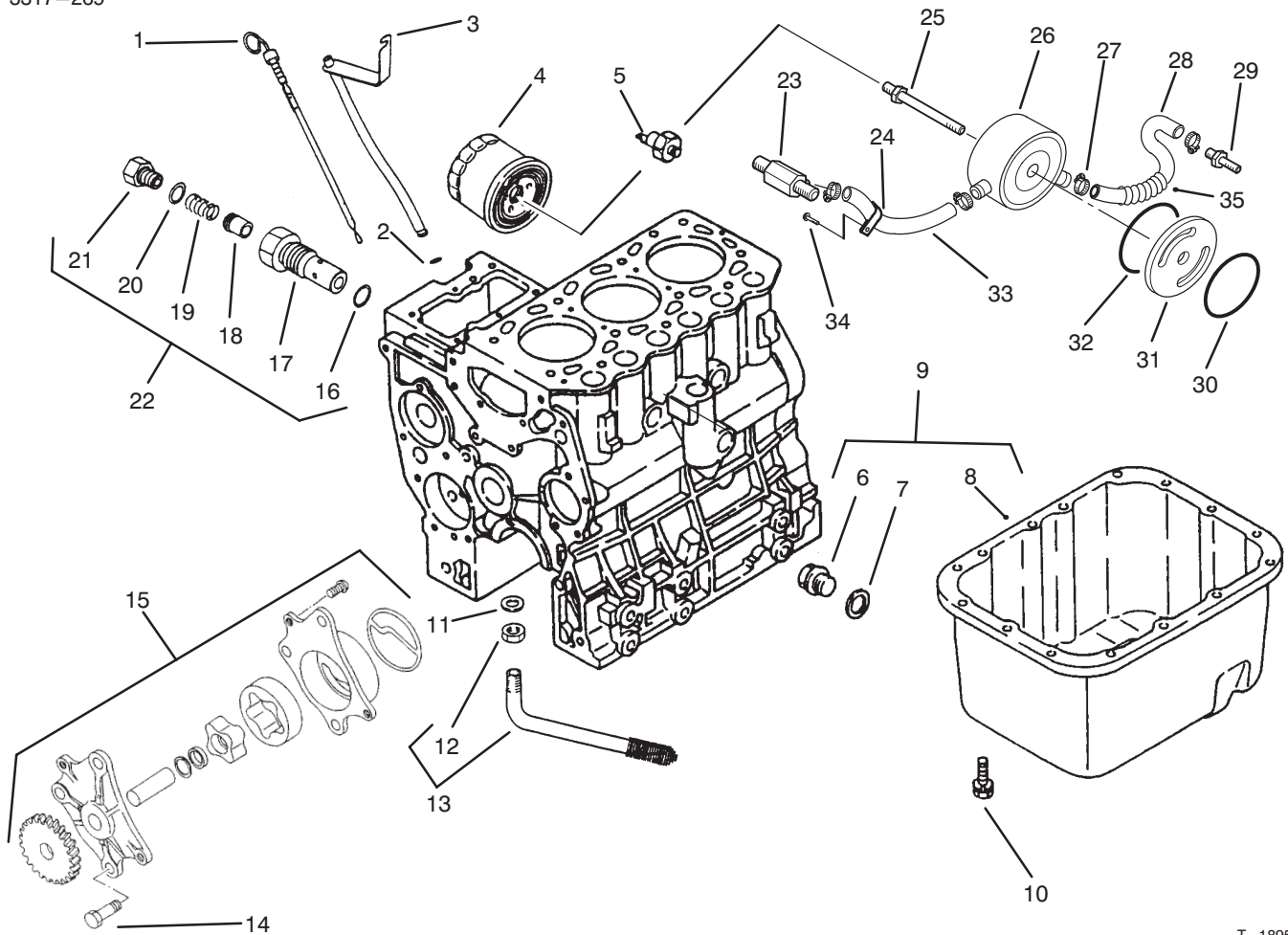
T-1894

VALVE, CAMSHAFT AND ROCKER ASSEMBLY

Ref. No.	Part No.	Description	No. Used
1	42-7990	Ring - Snap	2
2		Shaft - Rocker	1
3		Rocker	6
4	93-3401	Screw - Rocker	6
5	70-2970	Nut - Jam	6
6	93-3403	Bracket - Shaft, Rocker	2
7	93-3406	Spring - Rocker	2
8	93-3405	Cap - Sealing	2
9	93-3399	Bolt	1
10	93-3407	Bolt - Bracket, Rocker	3
11	93-3402	Bracket, Shaft, Rocker	1
12	93-3397	Cap - Valve	6
13	42-7860	Seal	6
14	67-3100	Retainer	6
15	92-1961	Seal	6
16	93-3396	Spring - Valve	6
17	93-3410	Bolt W/Washer	1
18	42-9820	Washer	1

Ref. No.	Part No.	Description	No. Used
19	93-3409	Bearing	1
20	42-7840	Key - Sunk	1
21	93-3408	Shaft - Pump, Fuel Inject.	1
22	93-3411	Rod - Push	6
23	42-7890	Tappet	6
24	93-3412	Camshaft	1
25	42-7730	key - Woodruff	1
26	60-7390	Plate - Thrust	1
27	67-2340	Bolt W/Washer	2
28	93-3395	Valve - Exhaust	3
29	93-3394	Valve - Inlet	3
*	93-3398	Asm. - Rocker & Shaft (Incl. Ref. #1-11)	1
*	93-3404	Assembly - Shaft (Incl. Ref. #2 & 8)	1
*	93-3400	Assembly - Rocker (Incl. Ref. #3-5)	1

*Not Illustrated



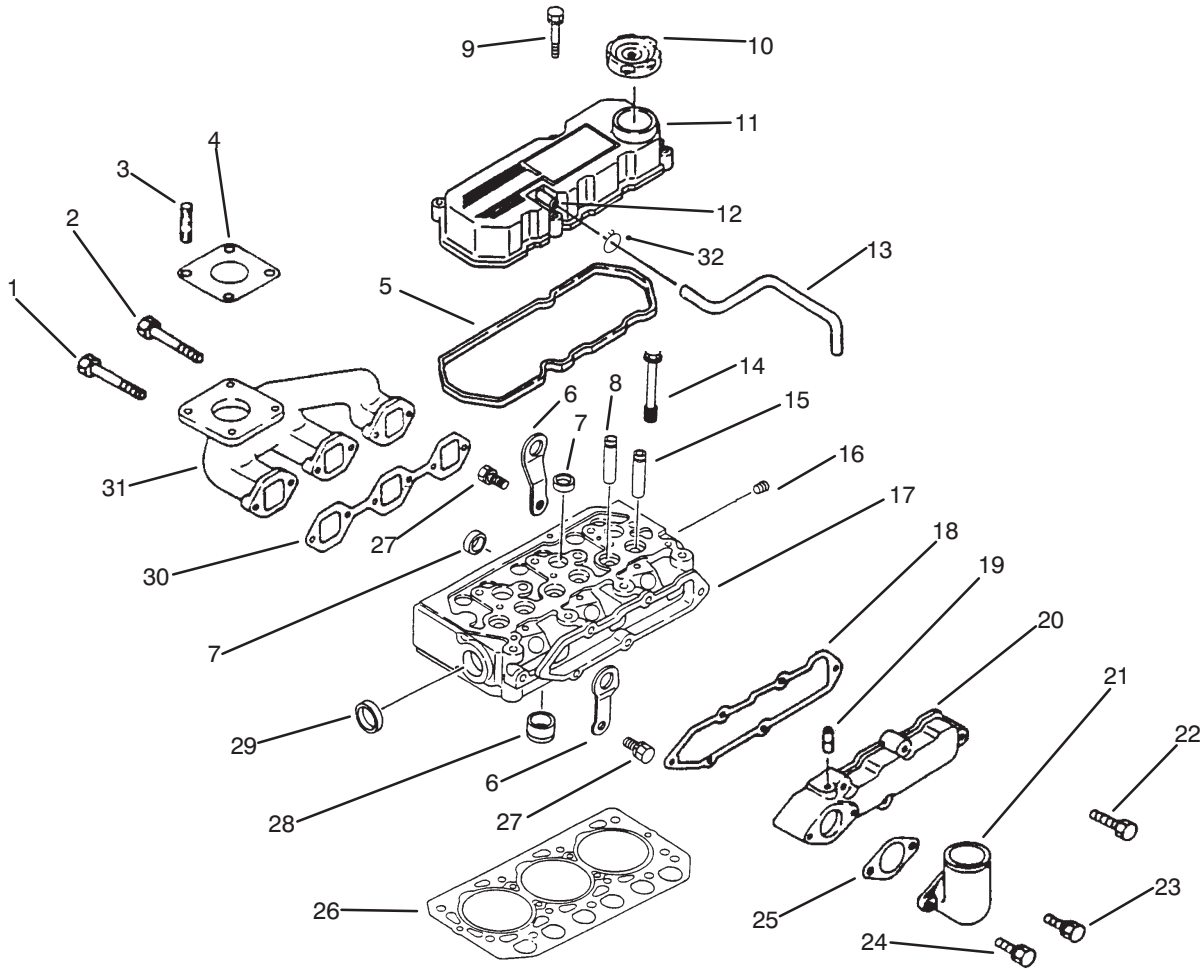
T-1895A

OIL PAN, PUMP RELIEF VALVE

Ref. No.	Part No.	Description	No. Used
1	93-3418	Gauge – Level, Oil	1
2	42-8830	O-Ring	1
3	93-7013	Guide – Gauge, Oil Level	1
4	93-4295	Assembly – Filter, Oil	1
5	56-1310	Switch – Oil	1
6	92-1920	Plug – Drain	1
7	92-1921	Gasket – Plug, Drain	1
8		Pan – Oil	1
9	93-3422	Assembly – Pan, Oil (Incl. Ref. #6, 7, & 8)	1
10	67-2340	Bolt W/Washer	15
11	93-3414	Gasket	1
12	48-1990	Nut – Jam	1
13	93-3413	Assembly – Strainer (Incl. Ref. #12)	1
14	93-3421	Bolt	3
15	93-3420	Assembly – Pump, Oil	1
16	93-3417	Gasket	1
17	93-3416	Housing	1
18	67-2500	Plunger	1

Ref. No.	Part No.	Description	No. Used
19	42-8930	Spring	1
20	42-7290	Gasket	1
21	67-2520	Plug	1
22	93-3415	Assembly – Valve, Relief (Incl. Ref. #16-21)	1
23	93-4291	Fitting – Pump, Water	1
24	93-4296	Clamp-R	1
25	93-4290	Connector – Cooler	1
26	93-4285	Cooler – Oil, Engine	1
27	93-4297	Clamp – Hose	4
28	93-4289	Hose – Cooler, Outlet	1
29	93-4288	Fitting – Block, Engine	1
30	93-4287	O-Ring	1
31	93-4284	Spacer – Cooler, Engine	1
32	93-4286	O-Ring	1
33	93-4294	Hose – Cooler, Inlet	1
34	42-9440	Bolt w/Washer	1
35	93-4292	Tube – Cover, Spiral	1
*	93-3599	Gasket – Liquid (For Oil Pan)	1

*Not Illustrated

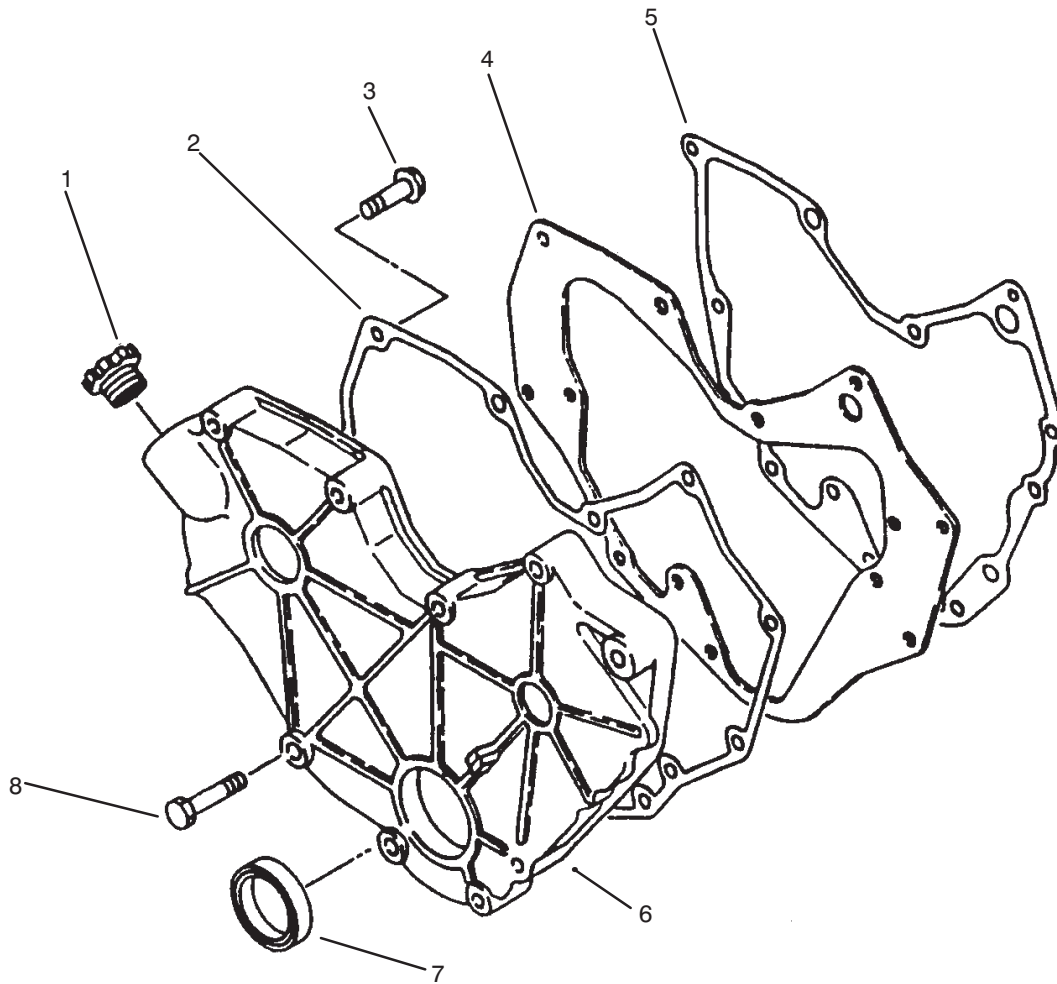


T-1896A

CYLINDER HEAD, MANIFOLD & COVER ASSEMBLY

Ref. No.	Part No.	Description	No. Used
1	67-4580	Bolt	2
2	60-7280	Bolt	4
3	42-9570	Stud	4
4	93-3423	Gasket	1
5	93-3424	Gasket - Cover, Rocker	1
6	42-7440	Hanger - Engine	2
7	42-7080	Cap - Sealing	5
8	93-3425	Guide - Valve, In	3
9	93-3435	Bolt W/Washer	4
10	42-7420	Cap - Oil	1
11	93-3433	Assembly - Cover, Rocker (Incl. Ref. #12)	1
12	42-7510	Pipe	1
13	93-3594	Hose - Breather	1
14	93-3426	Bolt - Head, Cylinder	11
15	93-3427	Guide - Valve	3
16	67-2570	Plug - Taper	1
17	93-3428	Assembly - Head, Cylinder (Incl. Ref. #7, 8, 15, 28 & 29)	1

Ref. No.	Part No.	Description	No. Used
18	93-3434	Gasket - Cover, Inlet	1
19	93-3598	Cap - Sealing	1
20	93-3438	Assembly - Cover, Inlet (Incl. Ref. #19)	1
21	93-3440	Pipe - Inlet	1
22	92-2143	Bolt W/Washer	5
23	93-3442	Bolt W/Washer	1
24	93-3443	Bolt W/Washer	1
25	93-3441	Gasket - Pipe, Inlet	1
26	93-3431	Gasket - Head, Cylinder	1
27	93-3432	Bolt W/Washer	2
28	93-3430	Jet - Combustion	3
29	93-3429	Cap - Sealing	1
30	93-3436	Gasket - Exhaust	1
31	93-3437	Asm. - Manifold, Exhaust	1
32	93-3595	Clip - Hose	1

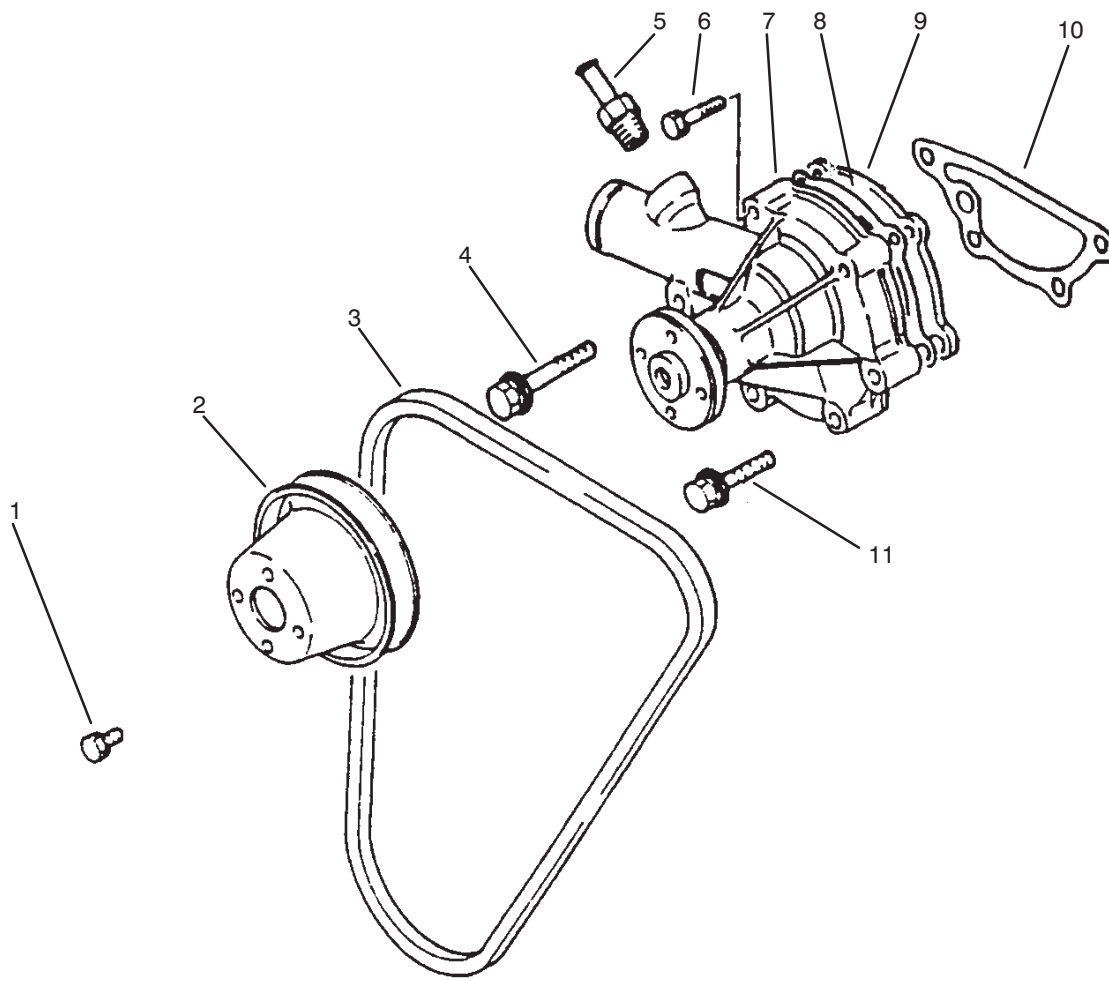


T-1897

TIMING GEAR CASE

Ref. No.	Part No.	Description	No. Used
1	93-3444	Cap - Filler	1
2	93-3445	Gasket - Gear	1
3	67-2340	Bolt W/Washer	7
4	93-3446	Plate - Front	1

Ref. No.	Part No.	Description	No. Used
5	93-3447	Gasket - Plate, Front	1
6	93-3448	Case - Gear	1
7	42-7390	Seal - Oil	1
8	93-3449	Bolt	8

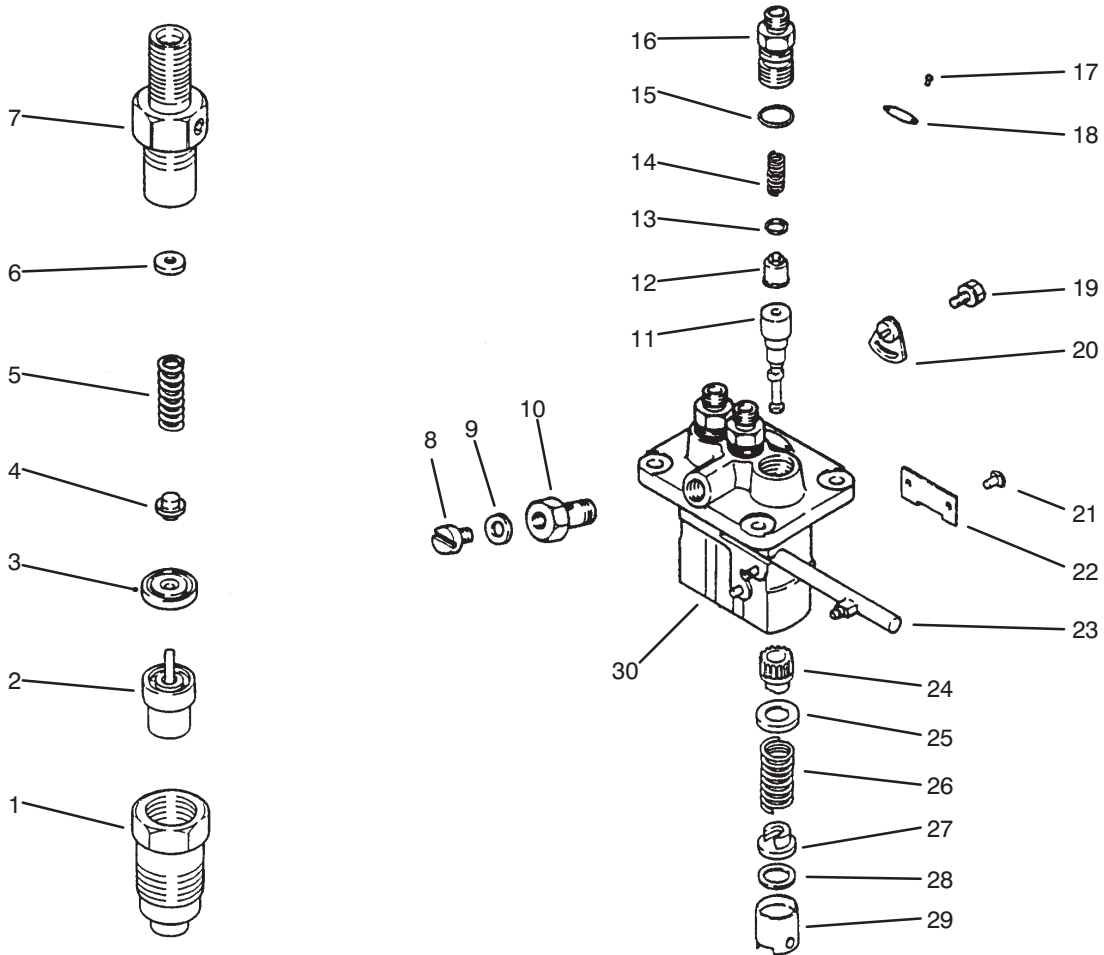


T-1898

WATER PUMP ASSEMBLY

Ref. No.	Part No.	Description	No. Used
1	93-3459	Bolt W/Washer	4
2	93-3458	Pulley - Pump, Water	1
3	93-3460	V-Belt	1
4	93-3456	Bolt W/Washer	3
5	93-3452	Joint	1
6	93-3451	Bolt W/Washer	2

Ref. No.	Part No.	Description	No. Used
7	93-3450	Assembly - Pump, Water (Incl. Ref. #5-6 & 8-9)	1
8	93-3453	Gasket	1
9	93-3454	Plate	1
10	93-3455	Gasket - Pump, Water	1
11	93-3457	Bolt W/Washer	1



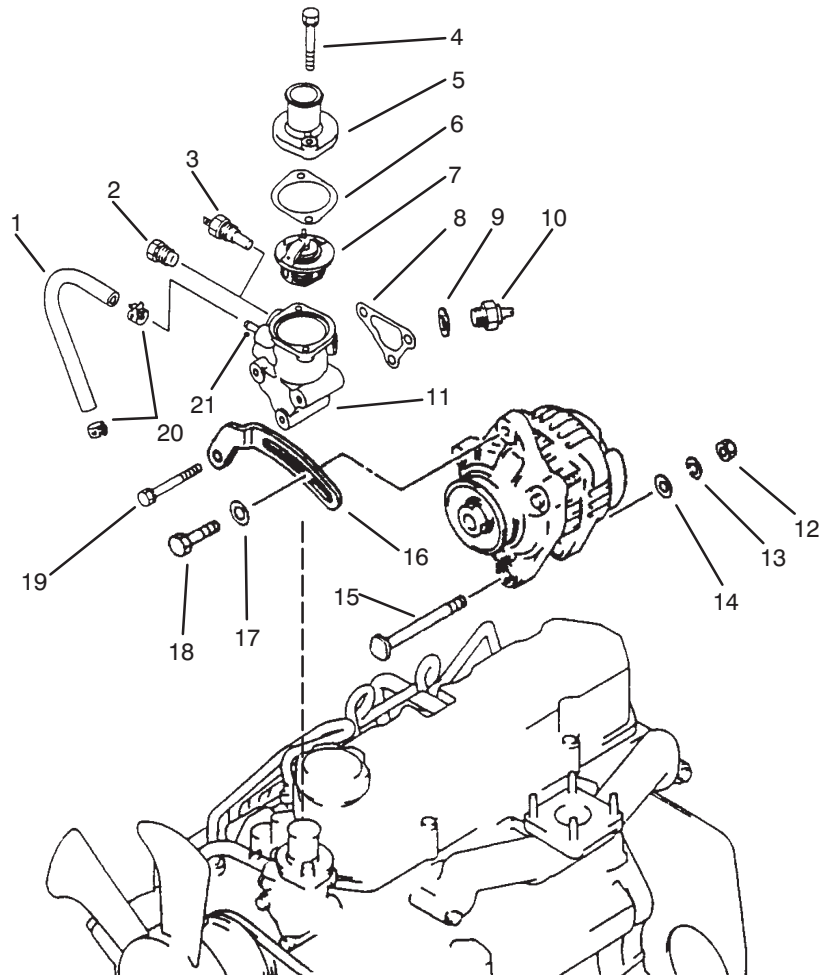
T-1899

FUEL INJECTION PUMP ASSEMBLY

Ref. No.	Part No.	Description	No. Used
1	72-0270	Nut – Retaining	3
2	93-3503	Assembly – Nozzle	3
3	72-0280	Piece – Distance	3
4	93-3502	Pin – Pressure	3
5	93-3501	Spring – Pressure	3
6	93-3491	Washer – 1.25 mm	A/R
*	93-3492	Washer – 1.3 mm	A/R
*	93-3493	Washer – 1.35 mm	A/R
*	93-3494	Washer – 1.4 mm	A/R
*	93-3495	Washer – 1.45 mm	A/R
*	93-3496	Washer – 1.5 mm	A/R
*	93-3497	Washer – 1.55 mm	A/R
*	93-3498	Washer – 1.6 mm	A/R
*	93-3499	Washer – 1.65 mm	A/R
*	93-3500	Washer – 1.7 mm	A/R
7	93-3490	Assembly – Sub, Body	3
8	93-3480	Screw – Bleeder, Air	1
9	93-3481	Washer – Union, Pipe	1
10	93-3479	Screw – Hollow	1
11	93-3467	Assembly – Sub, Element	3
12	93-3466	Assembly – Sub, Valve	3
13	93-3465	Gasket – Delivery, Valve	3
14	93-3464	Spring – Delivery, Valve	3
15	93-3474	O-Ring	3
16	93-3463	Holder – Delivery, Valve	3
17	93-3488	Rivet	2

Ref. No.	Part No.	Description	No. Used
18	93-3487	Plate – Name	1
19	93-3478	Bolt – Washer Head	2
20	93-3477	Plate – Adjusting	2
21	93-3475	Pin – Guide, Tappet	3
22	93-3476	Plate	1
23	93-3472	Assembly – Control, Rack	1
24	93-3468	Sleeve – Control	3
25	93-3469	Seat – Spring, Upper	3
26	93-3470	Spring – Plunger	3
27	93-3473	Seat – Spring, Lower	3
28	70-3970	Plate – Shim .6 mm	A/R
*	70-4070	Plate – Shim .2 mm	A/R
*	70-4080	Plate – Shim .3 mm	A/R
*	70-4090	Plate – Shim .4 mm	A/R
*	70-4100	Plate – Shim .5 mm	A/R
*	93-3482	Plate – Shim .25 mm	A/R
*	93-3483	Plate – Shim .35 mm	A/R
*	93-3484	Plate – Shim .45 mm	A/R
*	93-3485	Plate – Shim .55 mm	A/R
*	93-3486	Plate – Shim .65 mm	A/R
29	93-3471	Assembly – Sub, Tappet	3
30	93-3462	Assembly – Sub, Housing	1
*	93-3461	Assembly – Pump, Fuel (Incl. Ref. #8-30)	1
*	93-3489	Assembly – Nozzle & Holder (Incl. Ref. #1-7)	1

*Not Illustrated



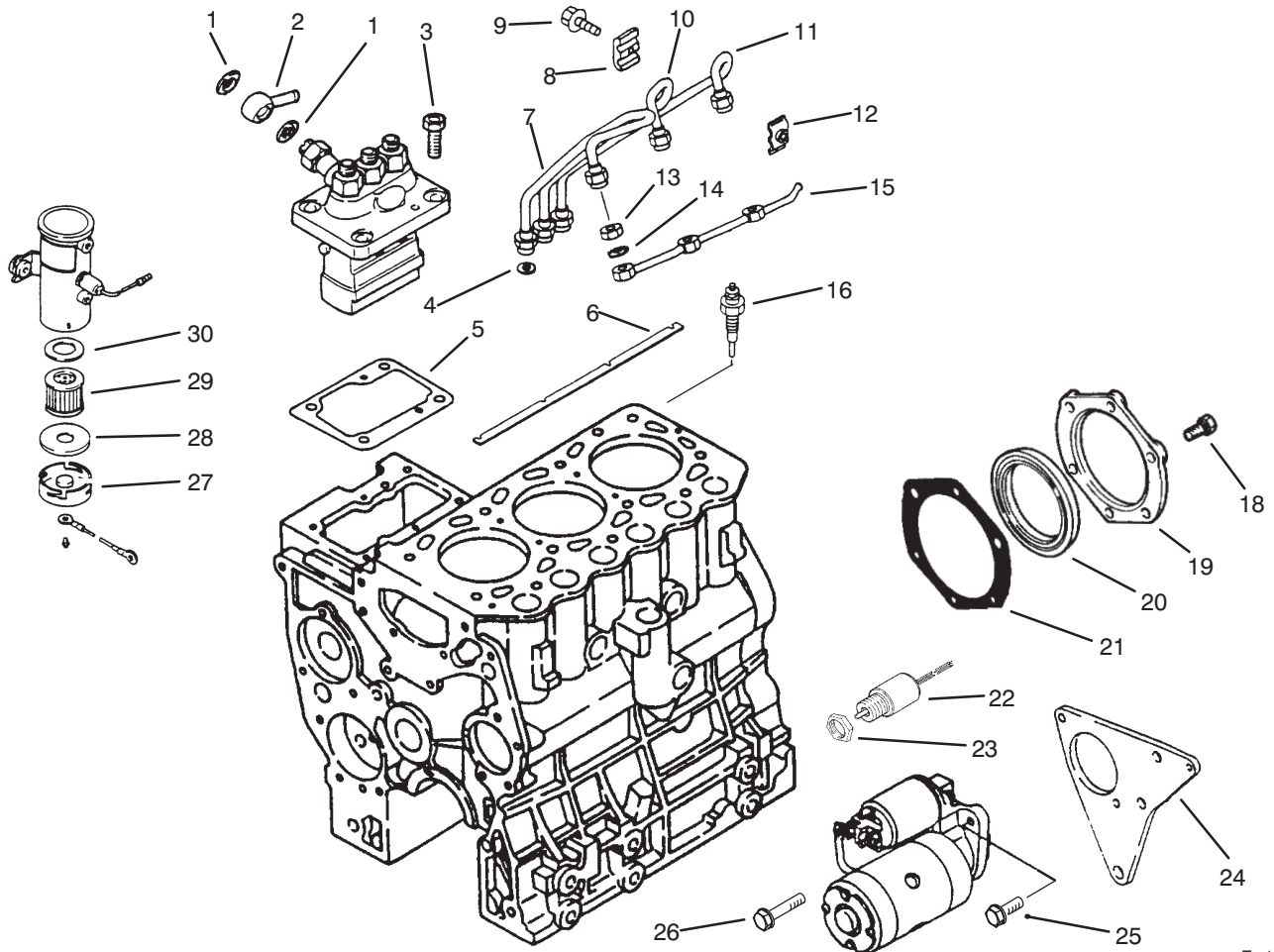
T-1900

THERMOSTAT AND ALTERNATOR MOUNT ASSEMBLY

Ref. No.	Part No.	Description	No. Used
1	93-3523	Assembly - Hose, Fuel (Incl. Ref. #20)	1
2	93-3528	Plug	1
3	93-3525	Gauge	1
4	56-2020	Bolt W/Washer	2
5	56-1360	Fitting - Outlet, Water	1
6	42-7550	Gasket	1
7	93-3524	Thermostat	1
8	93-3521	Gasket - Case, Thermostat	1
9	93-3527	Gasket	1
10	93-3526	Switch	1
11	93-3519	Assembly - Case, Therm. (Incl. Ref. #21)	1

Ref. No.	Part No.	Description	No. Used
12	93-3509	Nut	1
13	93-3510	Washer - Spring	1
14	93-3511	Washer - Plain	1
15	93-3512	Bolt - Alternator	1
16	93-3508	Plate - Adjusting	1
17	54-8660	Washer	1
18	67-4660	Bolt - Flange Head	1
19	93-3522	Bolt W/Washer	3
20	56-1400	Clip	2
21	93-3520	Pipe	1

*Not Illustrated



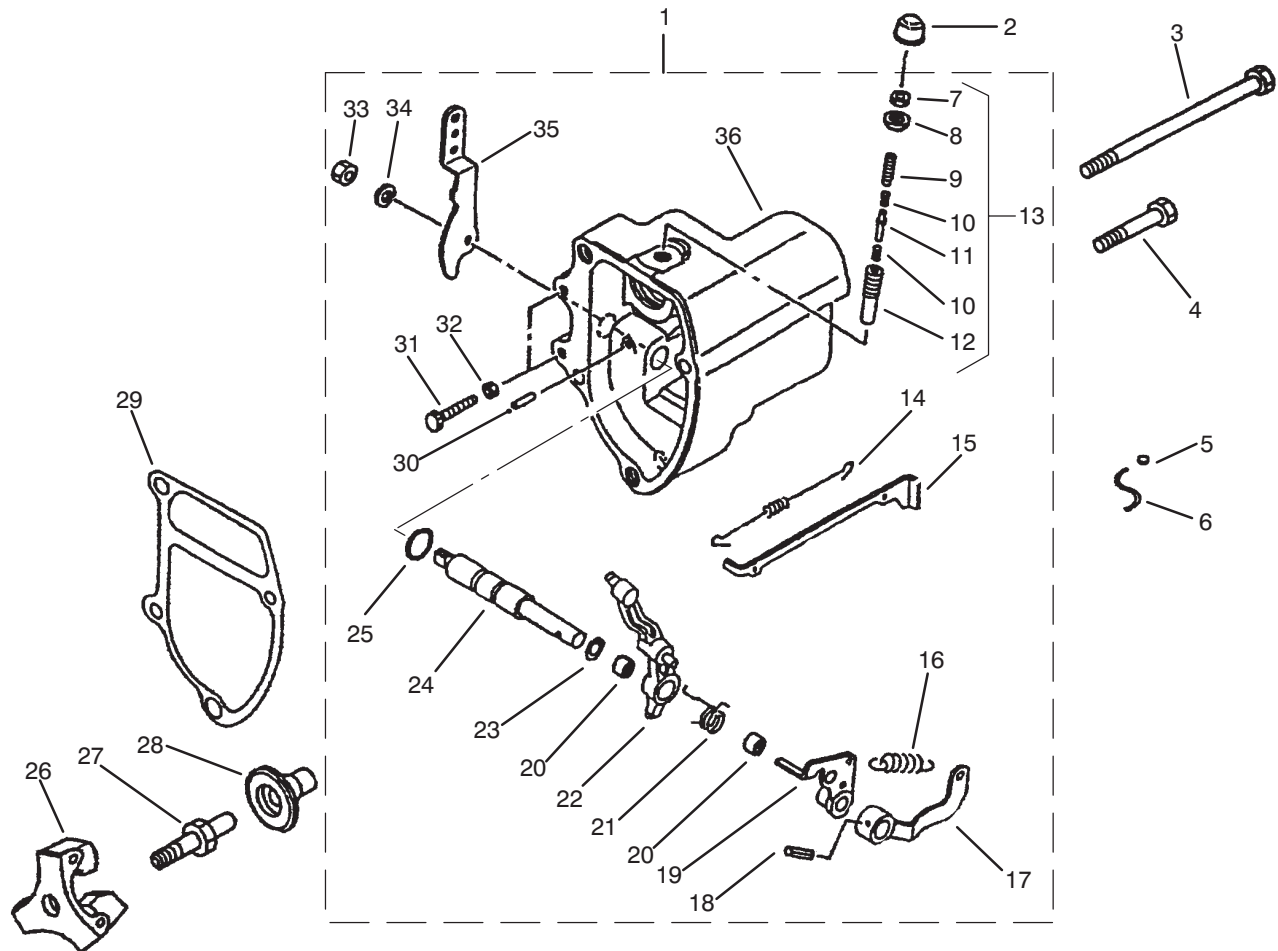
T-1901A

FUEL AND STARTER SYSTEM ASSEMBLY

Ref. No.	Part No.	Description	No. Used
1	42-9830	Washer - Seal	2
2	93-3518	Nipple - Swivel	1
3	93-3517	Bolt	4
4	67-3390	Gasket - Holder	3
5	42-8010	Shim - 0.2 mm	A/R
*	42-8020	Shim - 0.3 mm	A/R
*	42-8030	Shim - 0.4 mm	A/R
*	42-8040	Shim - 0.5 mm	A/R
*	42-8050	Shim - 0.6 mm	A/R
*	42-8060	Shim - 0.7 mm	A/R
*	42-8070	Shim - 0.8 mm	A/R
*	42-8080	Shim - 0.9 mm	A/R
*	42-8090	Shim - 1.0 mm	A/R
6	93-3507	Plate - Connection	1
7	93-3513	Pipe - Injector No.1	1
8	56-0750	Clamp A	2
9	43-2860	Bolt W/Washer	2
10	93-3514	Pipe - Injector No.2	1
11	93-3515	Pipe - Injector No.3	1
12	56-0760	Clamp B	2

Ref. No.	Part No.	Description	No. Used
13	67-3430	Nut	3
14	67-3440	Gasket - Return, Fuel	3
15	93-3516	Pipe - Leak Off, Fuel	1
16	93-3506	Plug - Glow	3
18	93-3393	Bolt	5
19	93-3390	Case - Seal, Oil	1
20	93-3392	Seal - Oil	1
21	93-3391	Gasket - Seal, Oil	1
22	93-3504	Assembly - Solenoid	1
23	43-2750	Nut	1
24	93-3505	Bracket - Starter	1
25	42-9240	Bolt W/Washer	3
26	67-2440	Bolt W/Washer	2
27	43-2580	Magnet	1
28	43-2560	Gasket	1
29	43-2550	Filter	1
30	43-2570	Gasket	1
*	53-8150	Assembly - Pump, Electric (Incl. Ref. #27-30)	1

*Not Illustrated

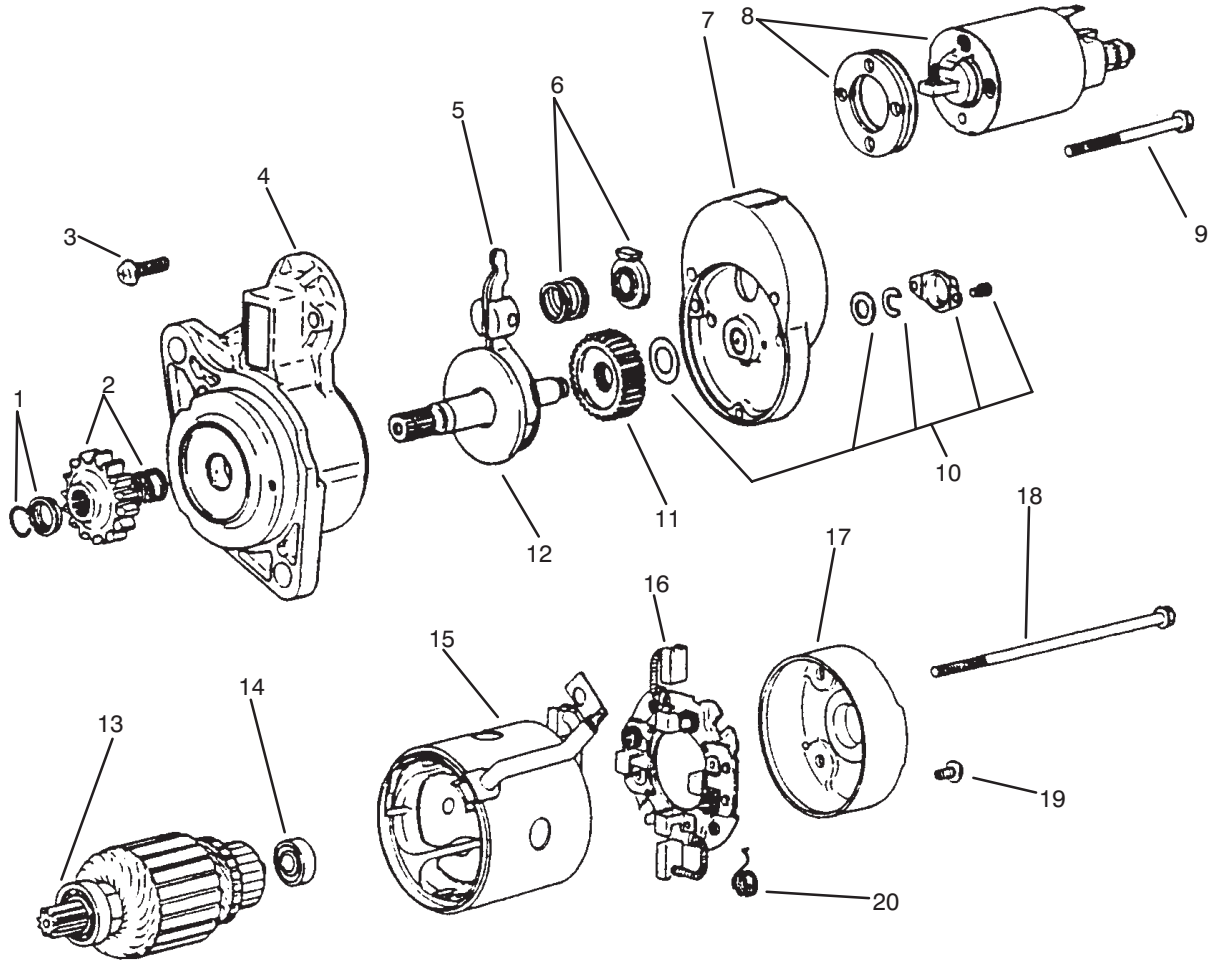


T-1902

GOVERNOR

Ref. No.	Part No.	Description	No. Used
1	93-3529	Assembly - Case, Governor	1
2	67-4240	Cap	1
3	93-3554	Bolt - Case, Governor	1
4	93-3553	Bolt	3
5	42-8690	Metal	1
6	93-3552	Wire	1
7	67-4180	Nut	1
8	67-4200	Nut	1
9	67-4220	Screw - Adjusting	1
10	93-3537	Spring - Torque	2
11	93-3536	Stopper	1
12	67-4210	Case	1
13	93-3535	Spring Set - Torque (Incl. Ref. #7-12)	1
14	93-3547	Spring - Rod, Tie	1
15	93-3546	Rod - Tie	1
16	93-3534	Spring - Governor	1
17	93-3542	Lever - Spring, Governor	1
18	93-3530	Pin - Spring	1

Ref. No.	Part No.	Description	No. Used
19	93-3543	Lever - Tension	1
20	42-7310	Bearing - Needle	2
21	93-3538	Spring - Start	1
22	93-3544	Lever - Governor	1
23	93-3539	Shim - Shaft, Governor	1
24	93-3545	Shaft - Governor	1
25	93-3531	O-Ring	1
26	93-3549	Shaft - Sleeve, Sliding	1
27	93-3550	Sleeve - Sliding	1
28	93-3551	Weight	1
29	93-3548	Gasket - Case, Governor	1
30	42-8810	Pin - Grooved	1
31	93-3533	Bolt - Speed Set	2
32	67-4290	Nut	2
33	93-3532	Nut - Jam	1
34	67-3260	Washer - Spring	1
35	93-3540	Lever - Speed	1
36	93-3541	Case - Governor	1



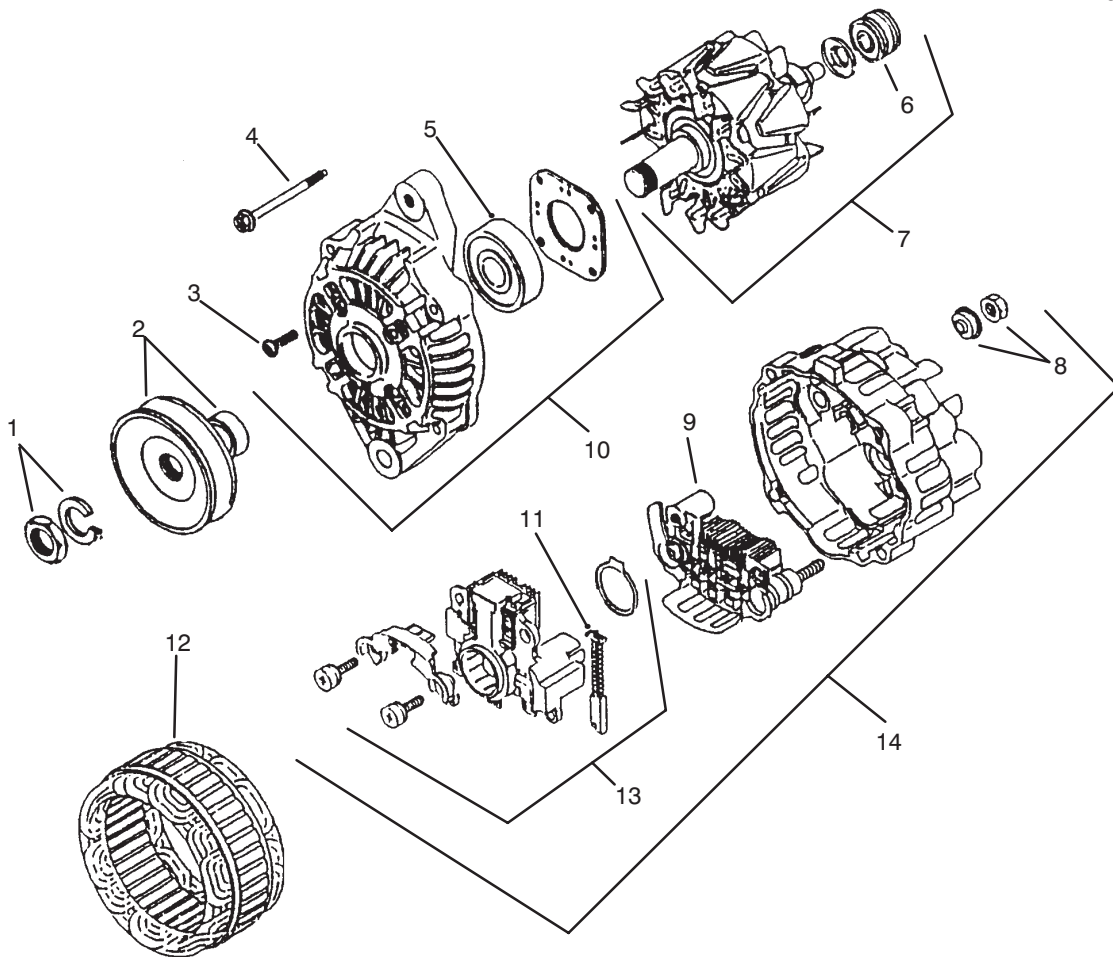
T-1903

STARTER ASSEMBLY

Ref. No.	Part No.	Description	No. Used
1	93-3576	Stopper Set	1
2	93-3567	Pinion Set (Incl. Ref. #1)	1
3	93-3556	Screw Set (Incl. Ref. #19)	1
4	93-3557	Assembly - Bracket, Front	1
5	93-3558	Assembly - Lever	1
6	93-3559	Spring Set	1
7	93-3560	Assembly - Bracket, Center	1
8	93-3561	Assembly - Switch	1
9	93-3572	Bolt Set	1
10	93-3570	Cover Set	1
11	93-3569	Gear	1
12	67-4790	Assembly - Shaft, Pinion	1
13	93-3563	Bearing - Front	1
14	93-3564	Bearing - Rear	1

Ref. No.	Part No.	Description	No. Used
15	93-3571	Assembly - Yoke	1
16	93-3573	Assembly - Holder (Incl. Ref. 20)	1
17	93-3575	Assembly - Bracket, Rear	1
18	93-3565	Bolt Set	2
19	93-3556	Screw	1
20	93-3574	Spring - Brush	4
21	93-3568	Gear Set (Incl. Ref. #11-12)	1
*	93-3566	Assembly - Shaft, Clutch (Incl. Ref. #2, 10 & 21)	1
*	93-3562	Armature Set (Incl. Ref. #13-14)	1
*	93-3555	Assembly - Starter (Incl. Ref. #1-21)	1

*Not Illustrated



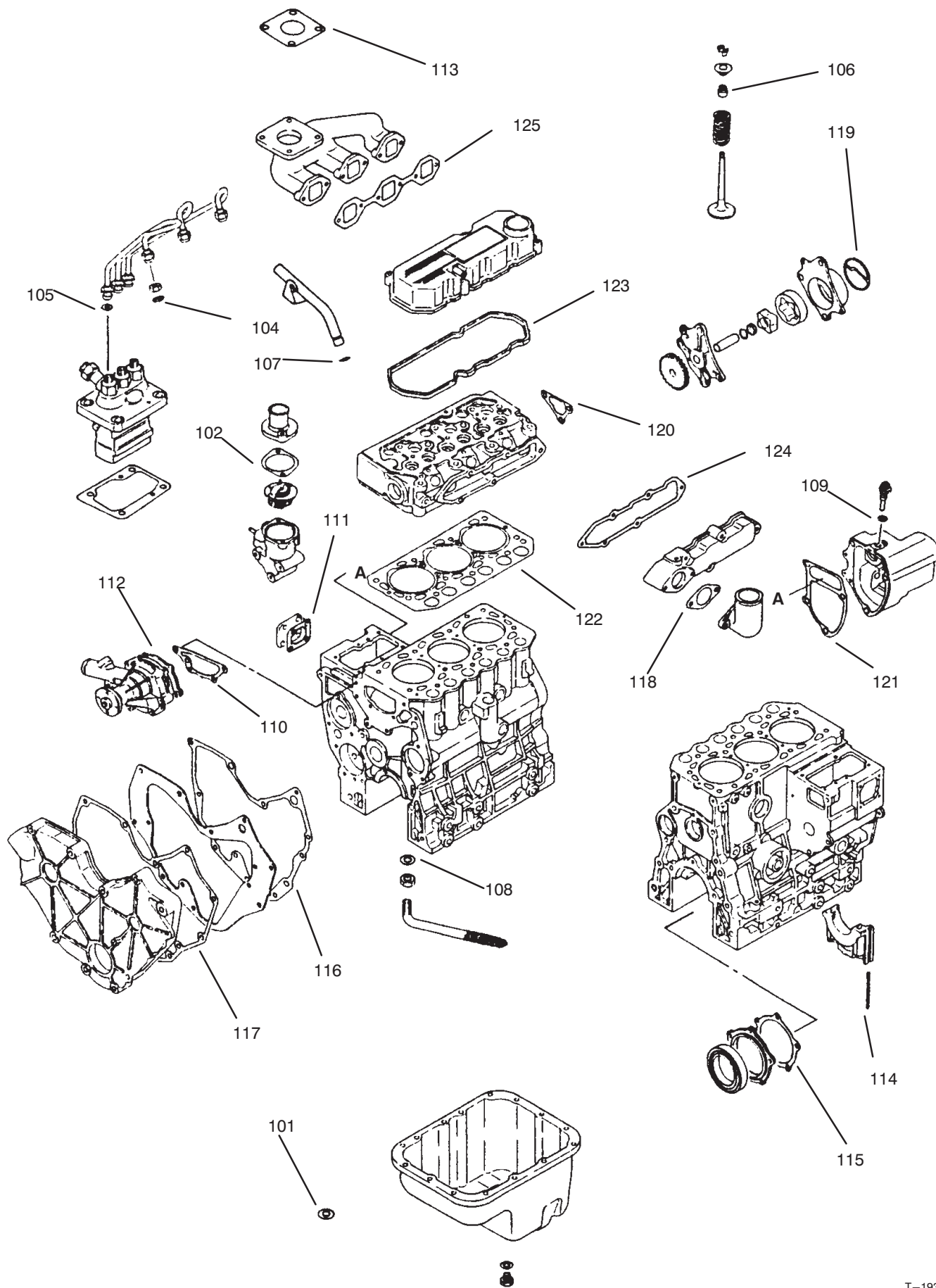
T-1904

ALTERNATOR ASSEMBLY

Ref. No.	Part No.	Description	No. Used	Ref. No.	Part No.	Description	No. Used
1	93-3578	Nut - Set	1	9	93-3590	Assembly - Rectifier	1
2	93-3579	Assembly - Pulley	1	10	93-3581	Assembly - Bracket, Front	1
3	93-3582	Screw Set	1	11	93-3589	Brush	2
4	93-3580	Bolt Set	1	12	93-3586	Assembly - Stator	1
5	93-3583	Bearing - Front	1	13	93-3588	Regulator Set	1
6	93-3585	Bearing - Rear	1	14	93-3587	Assembly - Bracket, Rear	1
7	93-3584	Assembly - Rotor	1	*	93-3577	Assembly - Alternator (Incl. Ref. #1-14)	1
8	93-3591	Nut - Set	1				

*Not Illustrated

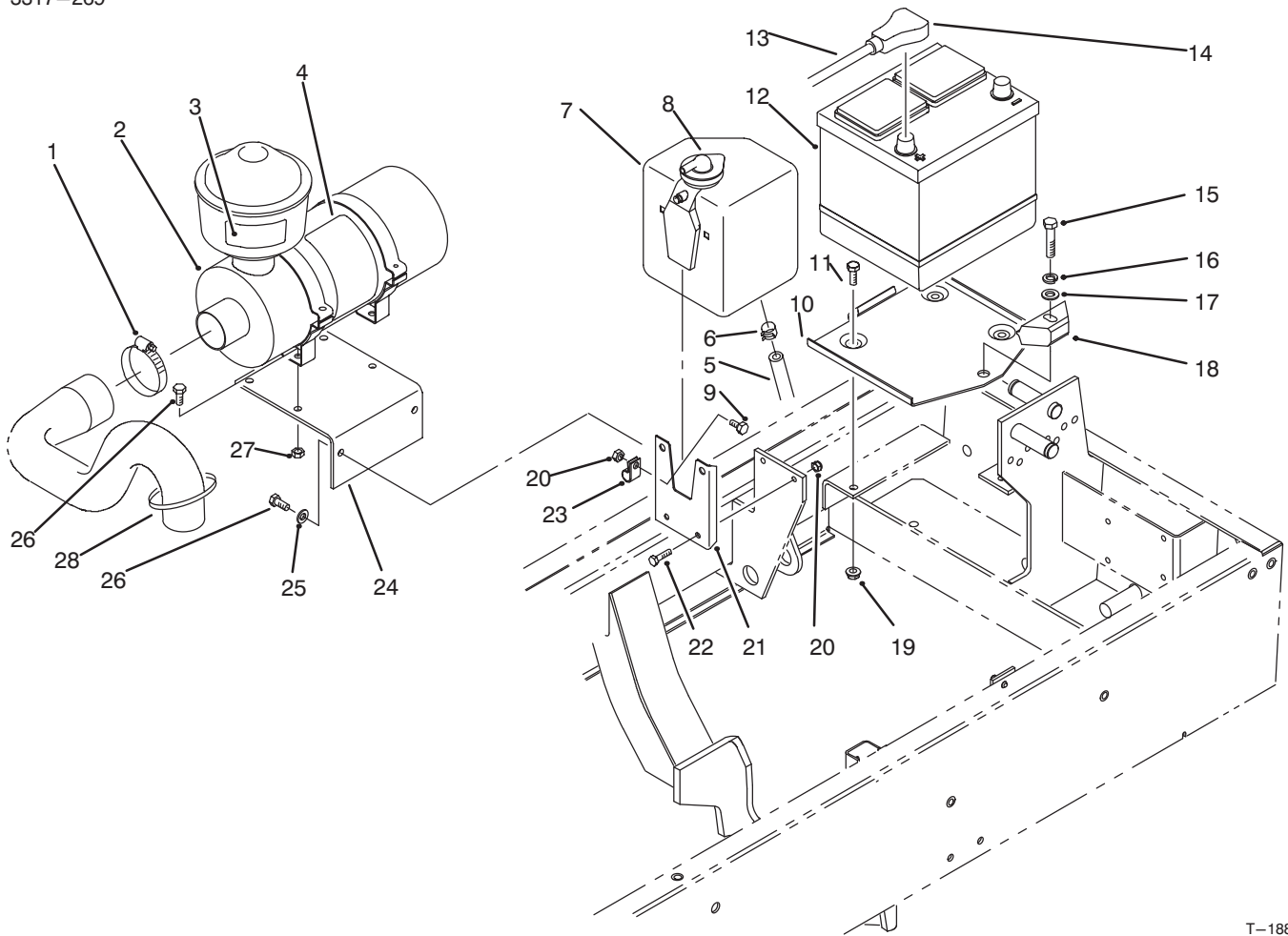
OVERHAUL GASKET KIT



OVERHAUL GASKET KIT

Ref. No.	Part No.	Description	No. Used
101	93-3417	Gasket	1
102	42-7550	Gasket	1
104	67-3440	Gasket - Fuel Return	3
105	67-3390	Gasket - Holder	3
106	92-1961	Seal - Valve Stem	6
107	42-8830	O-Ring	1
108	93-3414	Gasket	1
109	93-3527	Gasket	1
110	93-3455	Gasket - Water Pump	1
111	93-3361	Gasket - Tie Rod Cover	1
112	93-3453	Gasket - Water Pump	1
113	93-3423	Gasket	1

Ref. No.	Part No.	Description	No. Used
114	93-3383	Seal - Side	4
115	93-3391	Gasket - Oil Seal Case	1
116	93-3447	Gasket - Front Plate	1
117	93-3445	Gasket - Gear	1
118	93-3441	Gasket - Inlet Pipe	1
119	93-3593	Packing - Body	1
120	93-3521	Gasket - Thermo Case	1
121	93-3548	Gasket - Governor Case	1
122	93-3431	Gasket - Cylinder Head	1
123	93-3424	Gasket - Rocker	1
124	93-3434	Gasket - Inlet Cover	1
125	93-3436	Gasket - Exhaust	1



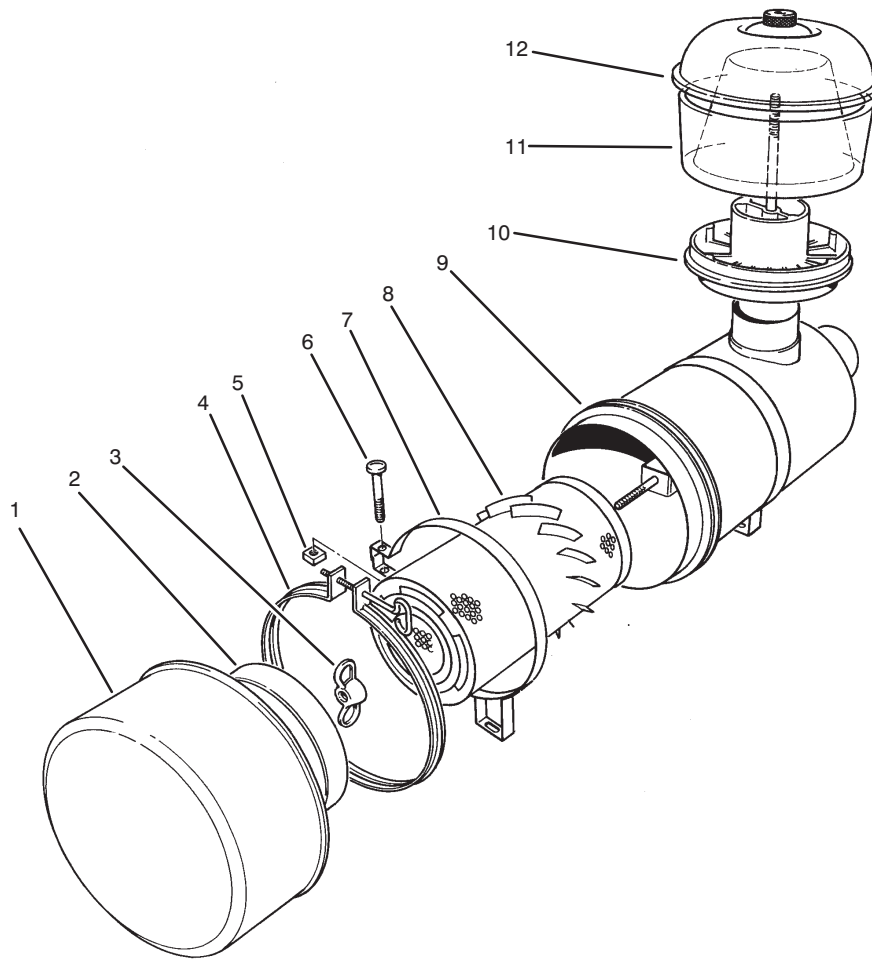
T-1881

ENGINE COMPONENTS ASSEMBLY

Ref. No.	Part No.	Description	No. Used
1	2412-42	Clamp - Hose	1
2	48-4220	Assembly - Air Cleaner (Incl. Ref. #4)	1
‡3	67-1700	Decal - Starting Fluid (English)	1
‡4	27-7160	Decal - Instructions	1
5	75-2851	Hose - Expansion Tank	1
6	92-2379	Clamp - Hose	1
7	63-7380	Assembly - Expansion Tank (Incl. Ref. #8)	1
8	71-1520	Cap - Expansion Tank	1
9	321-3	Screw - Cap Hex. Hd.	1
10	66-2330	Base - Battery	1
11	322-4	Screw - Cap Hex. Hd.	3
12		Battery (Type 26, 530 Amp.)	1

Ref. No.	Part No.	Description	No. Used
13	75-1370	Asm. - Battery Cable (+) (Incl. Ref. #14)	1
14	28-1280	Boot - Cable	1
15	323-9	Screw - Cap Hex. Hd.	1
16	3253-21	Washer - Lock	1
17	3256-24	Washer - Flat	1
18	66-2490	Clamp - Battery	1
19	32128-20	Nut - Lock	3
20	3296-42	Nut - Lock	3
21	75-4250	Bracket - Expansion Tank	1
22	321-6	Screw - Cap Hex. Hd.	2
23	2412-93	Clamp - R	1
24	75-3140	Bracket - Air Cleaner	1
25	3256-23	Washer - Flat	2
26	322-3	Screw - Cap Hex. Hd.	6
27	3296-29	Nut - Lock	4

‡For different language versions of this part, see International Parts Reference.



T-0126

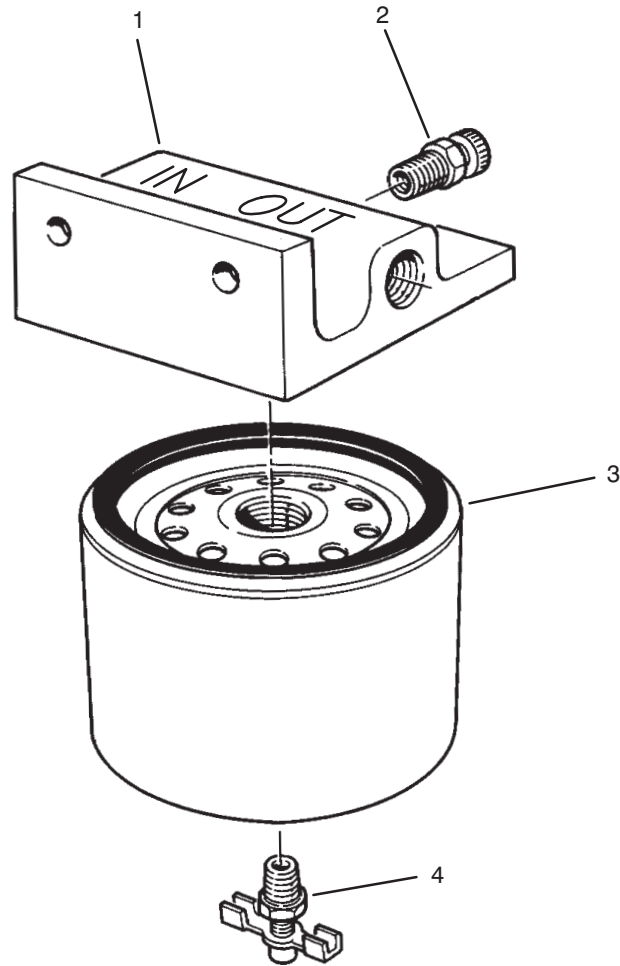
AIR CLEANER ASSEMBLY

Ref. No.	Part No.	Description	No. Used
1	27-7150	Assembly - Cup	1
2	27-7140	Baffle	1
3	27-7120	Nut	1
4	27-7130	Assembly - Clamp	1
5	32107-11	Nut-Square	2
6	3258-19	Screw - Machine	2
7	27-7170	Assembly - Band (Incl. Ref. #5 & 6)	2
8	27-7110	Assembly - Element	1

Ref. No.	Part No.	Description	No. Used
9†		Housing	1
10	62-6300	Assembly - Sleeve	1
11	33-1270	Bowl	1
12	33-1260	Assembly - Cover	1
*	48-7430	Assembly - Pre-Cleaner (Incl. Ref. #10-12)	1
*	48-4220	Assembly - Air Filter (Incl. Ref. #1-4, 8-9)	1
*	27-7220	Air Cleaner Soap	1

*Not Illustrated

†Not Serviceable Separately



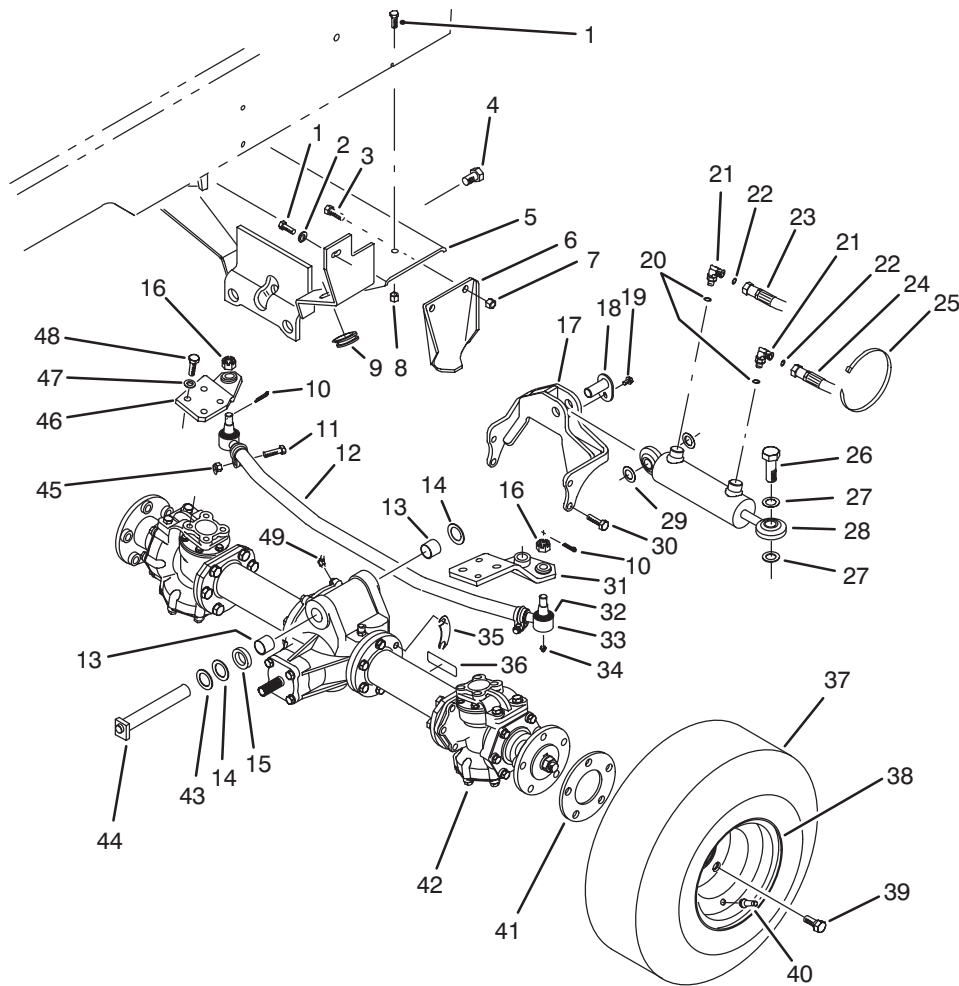
T-1934

FUEL FILTER ASSEMBLY

Ref. No.	Part No.	Description	No. Used
1	63-8280	Head-Filter, Fuel (Incl. Ref. #2)	1
2	63-8290	Vent-Air	1
3	63-8300	Element-Spin-On (Incl. Ref. #4)	1

Ref. No.	Part No.	Description	No. Used
4	63-8310	Valve-Drain	1
*	63-8300	Assembly - Fuel Filter	1

*Not Illustrated



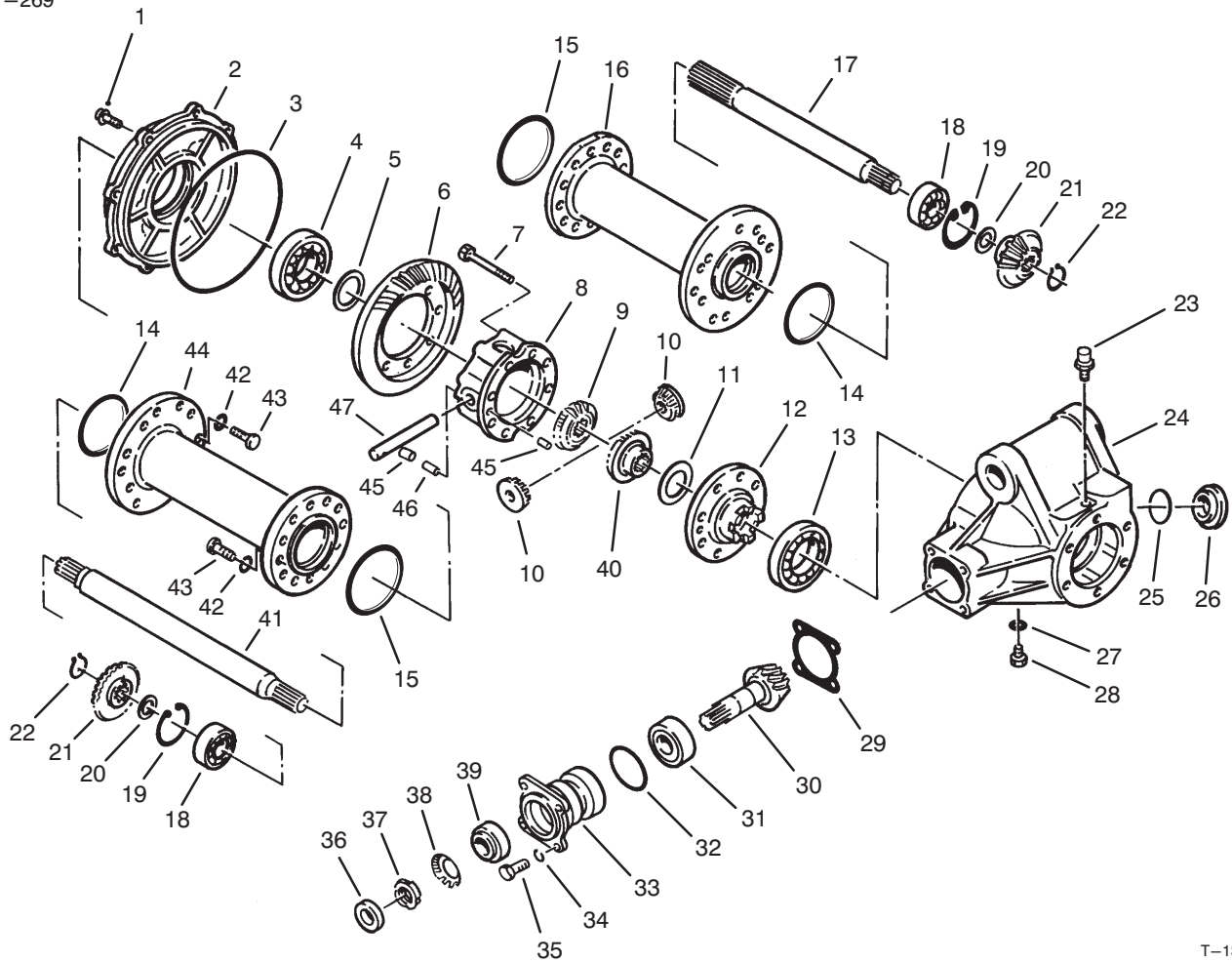
T-1325

REAR AXLE INSTALLATION ASSEMBLY

Ref. No.	Part No.	Description	No. Used	Ref. No.	Part No.	Description	No. Used
1	323-7	Screw - Cap Hex. Hd.	4	27	67-9410	Washer - Thrust	2
2	3256-24	Washer - Flat	2	28	83-5030	Asm. - Hydraulic Cylinder	1
3	325-5	Screw - Cap Hex. Hd.	4	29	83-5160	Shim	2
4	327-2	Screw - Cap Hex. Hd.	1	30	48-9480	Screw - Cap Hex. Hd.	4
5	75-1100	Support - Axle	1	31	83-4930	Arm - Steering L.H.	1
6	83-5110	Stop - Axle	2	32	71-4760	Seal - Tie Rod End	2
7	3296-23	Nut - Lock	4	33	71-4740	Assembly - Tie Rod End (Incl. Ref. #16, 32 & 34)	2
8	3296-39	Nut - Lock	2	34	302-55	Fitting - Grease	2
9	237-165	Grommet	2	35	83-5180	Shim - Axle	2
10	3272-11	Pin - Cotter	1	‡36	70-2560	Decal - Gear Lube	1
11	323-9	Screw - Cap Hex. Hd.	2	37	231-141	Tire	2
12	83-5020	Assembly - Tube & Clamp	1	38	217-121	Rim	2
13	67-1750	Bushing - Sleeve	2	39	71-4450	Bolt - Wheel	10
14	56-2460	Washer - Flat	2	40	232-35	Valve - Stem	2
15	83-5040	Washer	1	41	83-7460	Spacer - Wheel	2
16	32136-13	Nut - Slotted	2	42	68-6823	Assembly - Axle	1
17	83-5100	Support - Cylinder	1	43	5-1226	Washer	2
18	83-5150	Pin - Cylinder	1	44	75-4180	Pin - Rear Axle	1
19	32144-4	Screw - Self Tapping	1	45	3296-39	Nut - Lock	2
20	237-78	O-Ring	2	46	83-4950	Arm - Steering R.H.	1
21	340-132	Fitting - Hydraulic 90° (Incl. Ref. #20 & 22)	2	47	48-9220	Washer - Flat	8
22	237-21	O-Ring	2	48	48-7780	Screw - Cap Hex. Hd.	8
23	75-6220	Hose - Hydraulic	1	49	302-11	Fitting - Grease	1
24	75-6230	Hose - Hydraulic	1	*	83-5010	Assembly - Tie Rod (Incl. Ref. #11, 12, 16, 32-34 & 45)	1
25	3290-378	Tie - Cable	1				
26	82-6910	Screw - Cap Hex. Hd.	4				

*Not Illustrated

‡For different language versions of this part, see International Parts Reference.

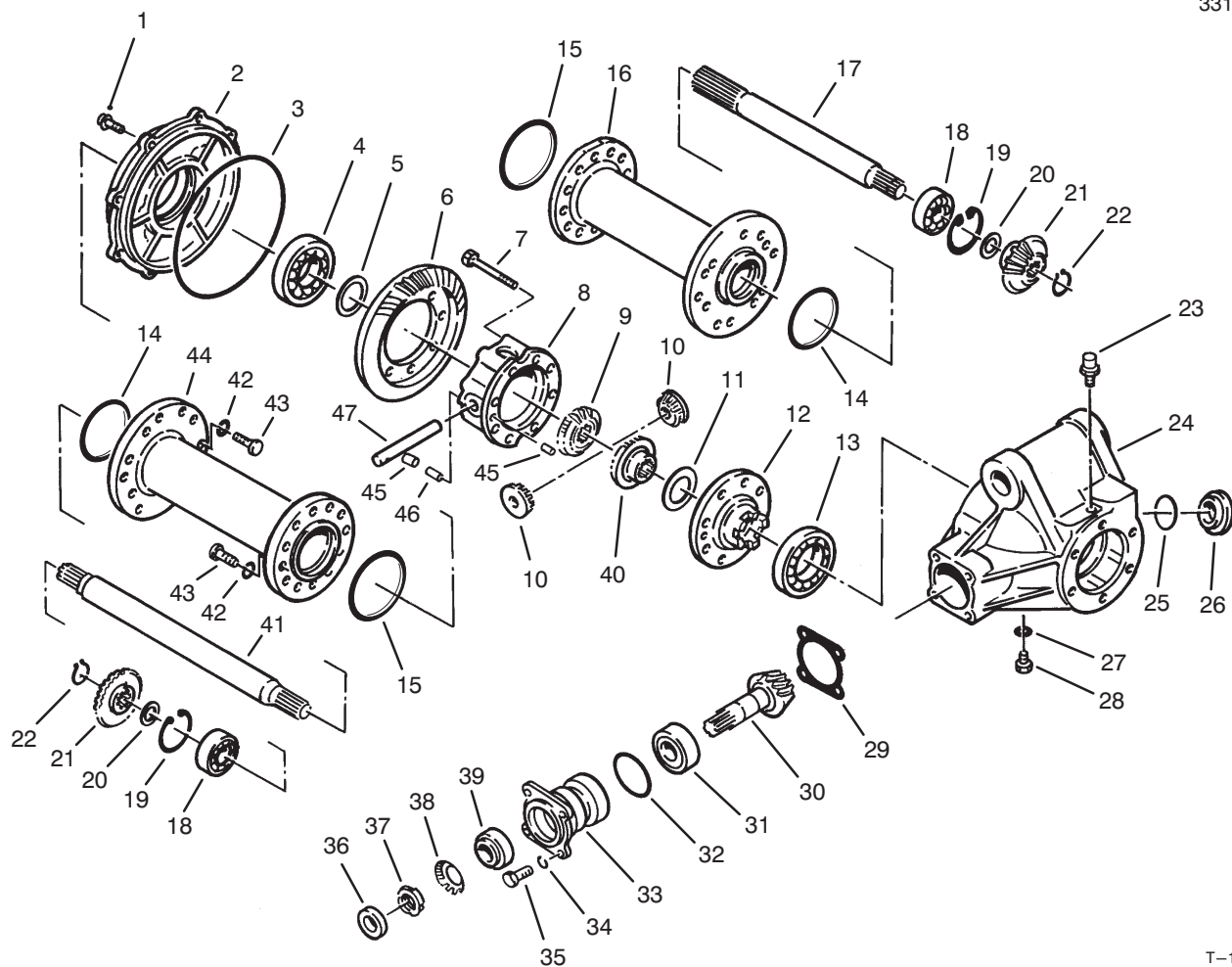


T-1305A

REAR AXLE ASSEMBLY NO. 68-6823

Ref. No.	Part No.	Description	No. Used
1	72-5800	Bolt	8
2	72-4880	Cover	1
3	72-4890	O-Ring	1
4	251-344	Bearing - Ball	1
5	72-4960	Shim .1 mm	1
*	72-4970	Shim .15 mm	1
*	72-4980	Shim .5 mm	1
*	72-4990	Shim .8 mm	1
*	72-5000	Shim 1.0 mm	1
*	72-5010	Shim 1.2 mm	1
6		Gear - Bevel	1
7	72-5810	Bolt	8
8	72-4900	Case - Differential	1
9	72-4930	Gear - Side, Differential	1
10	72-4950	Gear - Pinion, Differential	2
11	72-5040	Washer - Gear, Diff.	1
12	72-4910	Flange - Case, Diff.	1
13	251-345	Bearing - Ball	1
14	93-3664	O-Ring	2
15	93-3665	O-Ring	2
16	83-5270	Tube - Axle, R.H.	1
17	83-5280	Axle - R.H.	1
18	251-350	Bearing - Ball	2
19	72-5360	Ring - Retaining	2
20	72-5100	Spacer	2
21	72-5090	Gear - Bevel	2

Ref. No.	Part No.	Description	No. Used
22	72-5370	Ring - Retaining	2
23	72-5130	Vent	1
24	72-4870	Case - Differential	1
25	72-5140	O-Ring	1
26	72-5150	Plug	1
27	72-5840	Gasket	1
28	72-5820	Plug	1
29	72-5160	Shim .1mm	1
*	72-5170	Shim .15 mm	1
*	72-5180	Shim .5 mm	1
*	72-5190	Shim .8 mm	1
*	72-5200	Shim 1.0 mm	1
*	72-5210	Shim 1.2 mm	1
30		Gear - Pinion	1
31	254-108	Bearing - Roller, Tapered	1
32	72-5460	O-Ring	1
33	83-5350	Case - Bearing	1
34	42-9850	Washer - Lock M8	8
35	48-9460	Bolt - Hex. Hd.	4
36	83-5360	Seal - Oil	1
37	83-5340	Nut - Bearing	1
38	83-5330	Washer - Bearing	1
39	254-109	Bearing - Roller, Tapered	1
40	72-4940	Gear - Side, Differential	1
41	83-5310	Axle - L.H.	1
42	42-9600	Washer - Lock M10	24

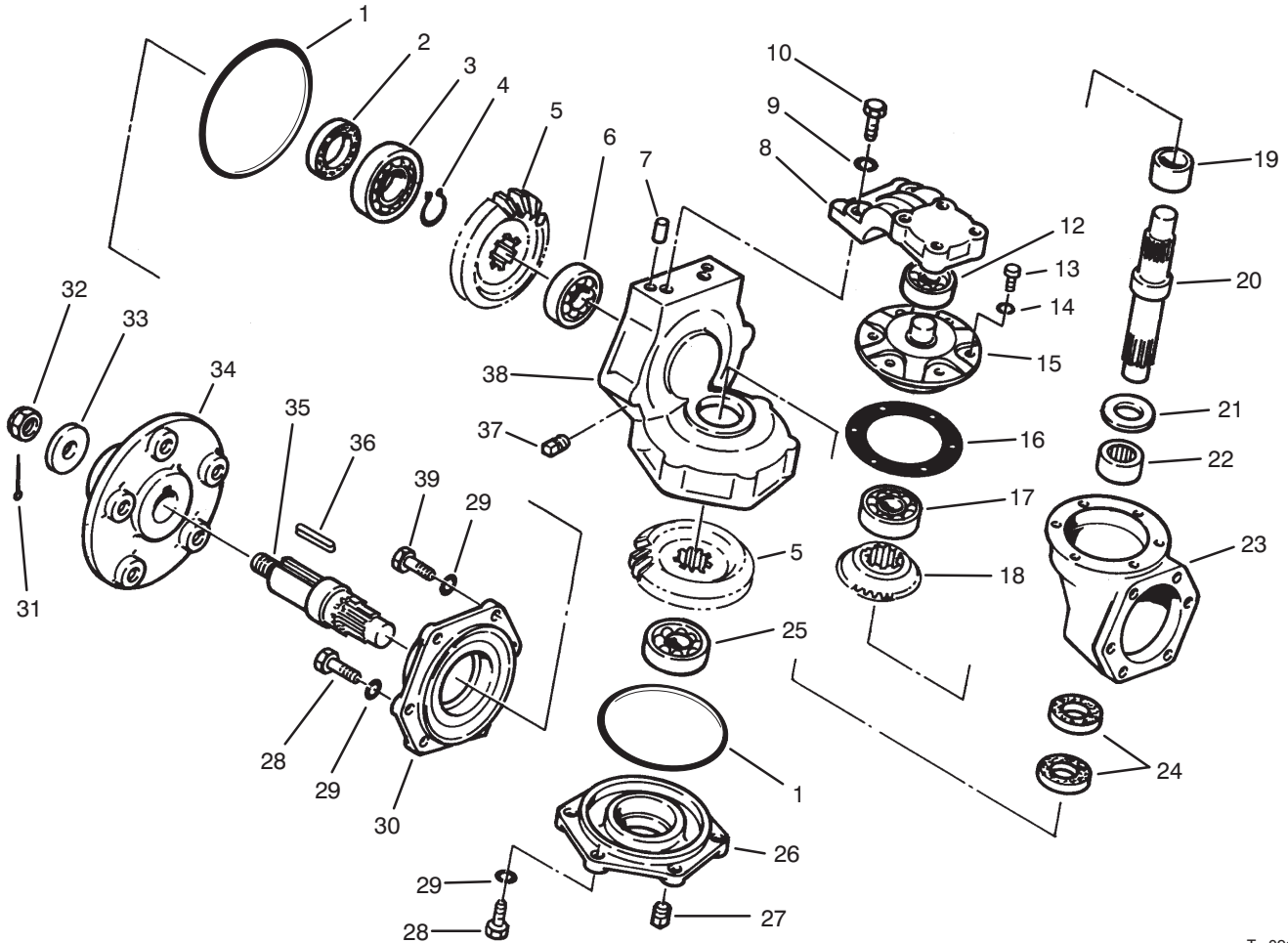


T-1305A

REAR AXLE ASSEMBLY NO. 68-6823 (Continued)

Ref. No.	Part No.	Description	No. Used
43	48-9470	Bolt - M10 x 30	24
44	83-5290	Tube - Axle, L.H.	1
45	72-5030	Pin - Dowel	2
46	72-5440	Pin - Spring	1

Ref. No.	Part No.	Description	No. Used
47	72-5020	Shaft - Pinion	1
*	83-5370	Assembly - Ring & Pinion (Incl. Ref.#6 & 30)	1

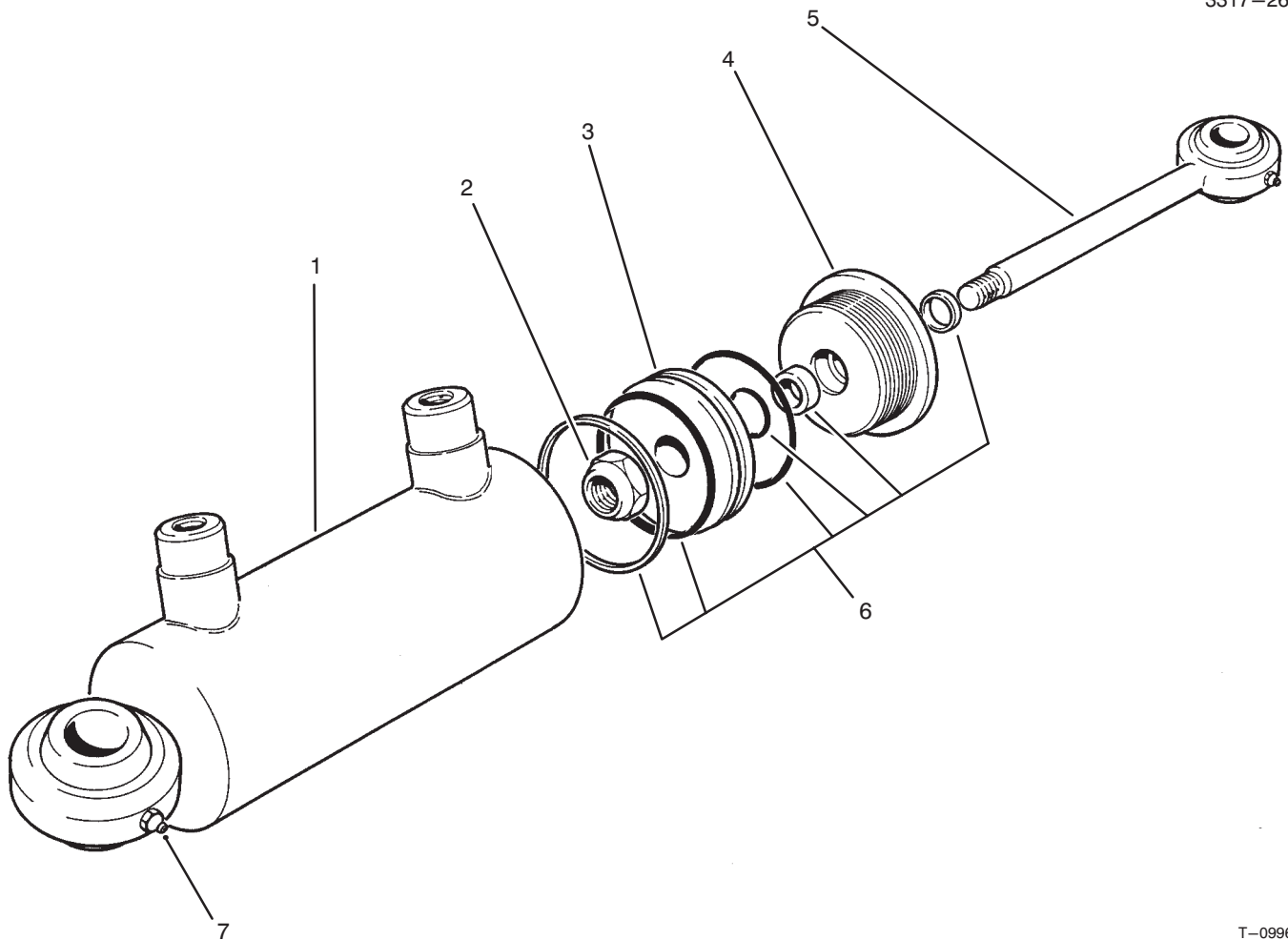


T-0912A

REAR AXLE ASSEMBLY NO. 68-6823 (Continued)

Ref. No.	Part No.	Description	No. Used
1	93-3670	O-Ring	4
2	72-5740	Seal - Oil	2
3	251-348	Bearing - Ball	2
4	72-5720	Ring - Retaining	2
5	72-5580	Gear - Bevel	4
6	251-8	Bearing - Ball	2
7	93-3671	Pin - Dowel	4
8	93-3672	Arm - Knuckle	2
9	42-9600	Washer - Lock	28
10	48-9470	Screw - Cap, M10 x 30	4
12	251-347	Bearing - Ball	2
13	72-5790	Screw - Cap, M6 x 18	12
14	43-5930	Washer - Lock	12
15	72-5590	Retainer - Bearing	2
16	72-5630	Gasket	2
17	251-349	Bearing - Ball	2
18	72-5090	Gear - Bevel	2
19	72-5680	Spacer	2
20	72-5560	Pin - King, Knuckle	2

Ref. No.	Part No.	Description	No. Used
21	93-3668	Washer - Thrust	2
22	93-3669	Bearing - Needle	2
23	93-3666	Gear Box - Axle	2
24	72-5730	Seal - Oil	4
25	251-263	Bearing - Ball	2
26	72-5550	Cover	2
27	281-10	Plug - Socket, Hex.	2
28	48-9460	Screw - Cap, M8 x 25	20
29	42-9850	Washer - Lock, M8	28
30	72-5540	Case - Knuckle	2
31	3272-17	Pin - Cotter	2
32	72-5770	Nut - Castle	2
33	72-5660	Washer - Shaft, Wheel	2
34	72-5650	Hub - Wheel	2
35	72-5570	Shaft - Axle, Outer	2
36	72-5780	Key	2
37	281-7	Plug - Pipe, Square Hd.	2
38	93-3667	Case - Knuckle	2
39	48-7710	Screw - Cap, M8 x 20	4



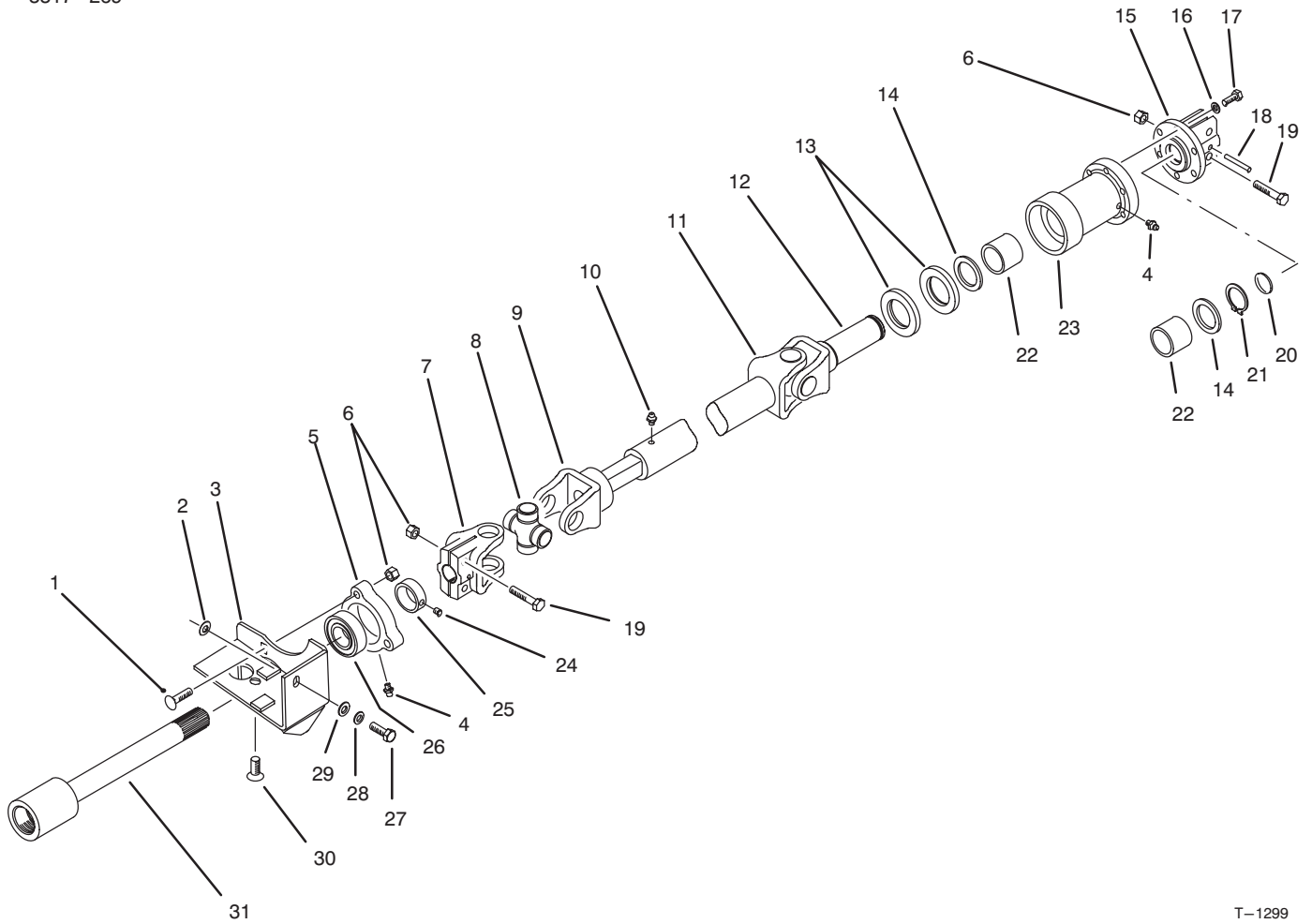
T-0996

HYDRAULIC CYLINDER NO. 83-5030

Ref. No.	Part No.	Description	No. Used
†1		Assembly – Barrel	1
2	75-1210	Nut-Lock	1
3	75-1220	Piston	1
4	75-1260	Head-Internal	1

Ref. No.	Part No.	Description	No. Used
5	83-5380	Assembly – Piston Rod	1
6	75-1250	Seal Kit	1
7	302-5	Fitting – Grease	2

†Not Serviced Separately



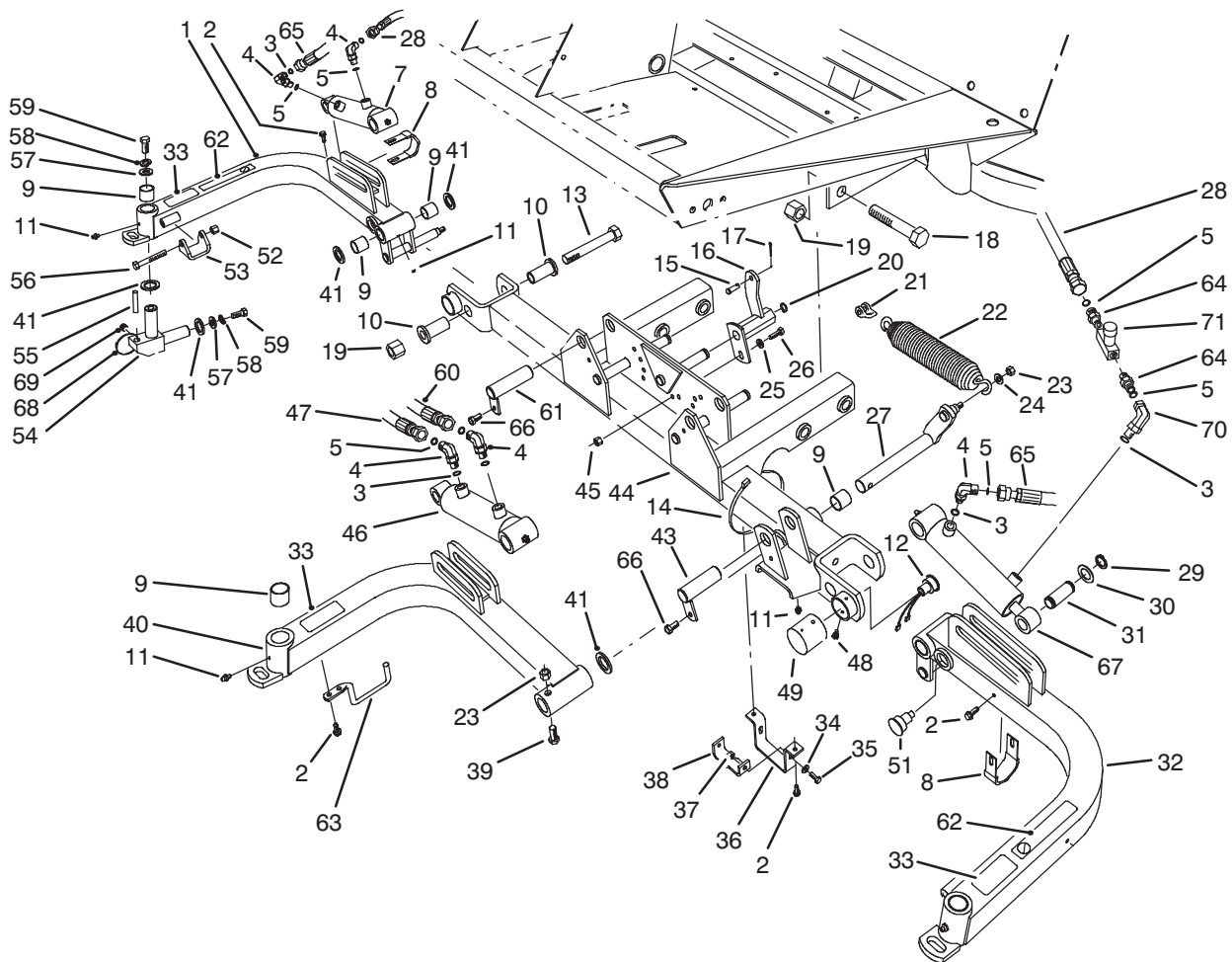
T-1299

DRIVE SHAFT ASSEMBLY

Ref. No.	Part No.	Description	No. Used
1	3230-3	Bolt - Carriage	3
2	83-7470	Shim	2
3	83-4970	Bracket - Bearing	1
4	302-5	Fitting - Grease	2
5	76-2460	Bearing Assembly (Incl. Ref. #4 & 24-26)	1
6	3296-29	Nut - Lock	7
7	54-9090	Yoke - End	1
8	54-9180	Kit - Universal Joint	2
9	72-3420	Shaft - Slip Yoke	1
10	302-58	Fitting - Grease	1
11	83-5260	Tube - Slip Yoke	1
12	72-3440	Yoke - Shaft	1
13	253-155	Seal	2
14	71-4590	Washer - Thrust	2
15	76-4690	Axle Coupling Assembly (Incl. Ref. #6 & 19)	1
16	3253-3	Washer - Lock	6

Ref. No.	Part No.	Description	No. Used
17	3274-8	Screw - Cap Hex. Hd.	6
18	32121-34	Pin - Roll	1
19	322-8	Screw - Cap Hex. Hd.	4
20	284-3	Plug - Welch	1
21	32151-87	Ring - Retaining	1
22	71-4580	Clutch - Roller	2
23	71-4570	Housing - Clutch	1
24	3245-35	Screw - Set	1
25	251-77	Collar - Locking	1
26	251-337	Bearing - Ball	1
27	48-9460	Screw - Cap Hex. Hd.	1
28	42-9850	Washer - Lock	1
29	48-8030	Washer - Flat	1
30	3274-34	Screw - Socket Flat Hd.	1
31	83-4900	Shaft - Traction	1
*	83-5190	Drive Shaft Assembly (Incl. Ref. #7-12)	1

*Not Illustrated



T-1958

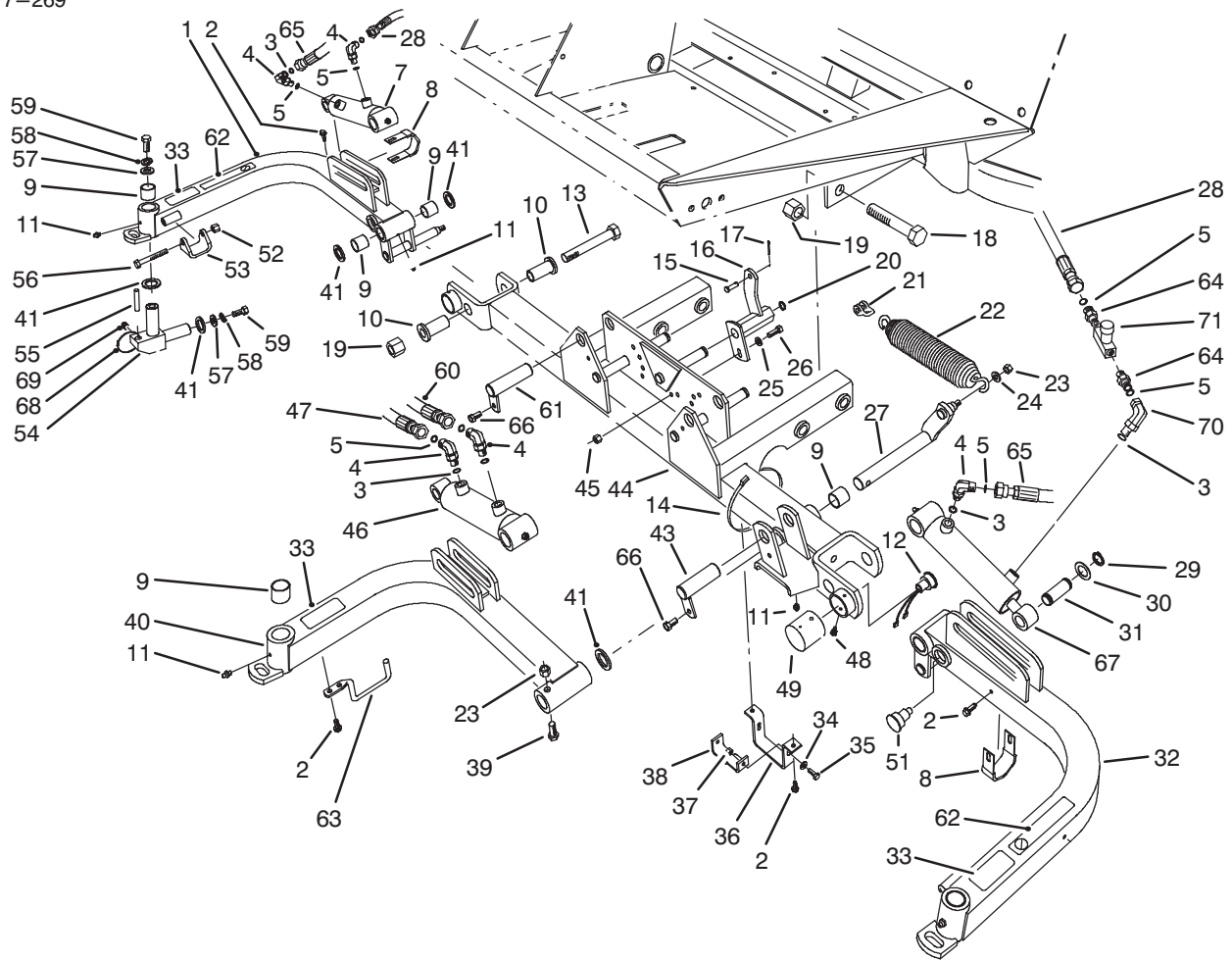
FRONT LIFT ARMS ASSEMBLY

Ref. No.	Part No.	Description	No. Used
1	75-5450	Assembly - Lift Arm R.H. (Incl. Ref. #9 & 11)	1
2	49-2040	Screw - Thread Forming	8
3	237-78	O-Ring	6
4	340-132	Fitting - Hydraulic 90° (Incl. Ref. #3 & 5)	5
5	237-21	Seal - O-Ring	6
7	83-7480	Asm. - Hydraulic Cylinder	1
8	75-5330	Clamp - Hose	2
9	67-1750	Bushing - Sleeve	12
10	84-8320	Insert - Hinge	4
11	302-5	Fitting - Grease	6
12	92-8002	Sensor - Reed Switch	1
13	328-12	Screw - Cap Hex. Hd.	2
14	3290-336	Tie - Cable	3
15	283-6	Pin - Clevis	3
16	75-5210	Bracket - Spring Center	1
*	75-5200	Bracket - Spring R.H.	1
*	75-5220	Bracket - Spring L.H.	1
17	3272-10	Pin - Cotter	3
18	328-7	Screw - Cap Hex. Hd.	4
19	3296-51	Nut - Lock	6
20	32151-48	Ring - Retaining	3

Ref. No.	Part No.	Description	No. Used
21	282-4	Clevis - Spring	3
22	5-0743	Spring - Extension	3
23	3296-44	Nut - Lock	4
24	3256-24	Washer - Flat	3
25	3256-23	Washer - Flat	3
26	322-5	Screw - Cap Hex. Hd.	3
27	75-4550	Shaft - Center Arm Pivot	1
28	75-5890	Hose - Hydraulic	2
29	32120-93	Ring - Retaining	6
30	3-6498	Washer - Thrust	6
31	75-5350	Pin - Cylinder Rod End	3
32	75-5460	Assembly - Lift Arm L.H. (Incl. Ref. #9 & 11)	1
‡33	55-4300	Decal - Warning (English)	3
34	3256-22	Washer - Flat	2
35	321-4	Screw - Cap Hex. Hd.	2
36	75-5370	Mount - Clamp	1
37	3296-42	Nut - Lock	2
38	75-5380	Bracket - Clamp	1
39	323-11	Screw - Cap Hex. Hd.	1
40	75-5420	Assembly - Lift Arm, Center (Incl. Ref. #9 & 11)	1
41	256-115	Washer - Thrust	11

*Not Illustrated

‡For different language versions of this part, see International Parts Reference.



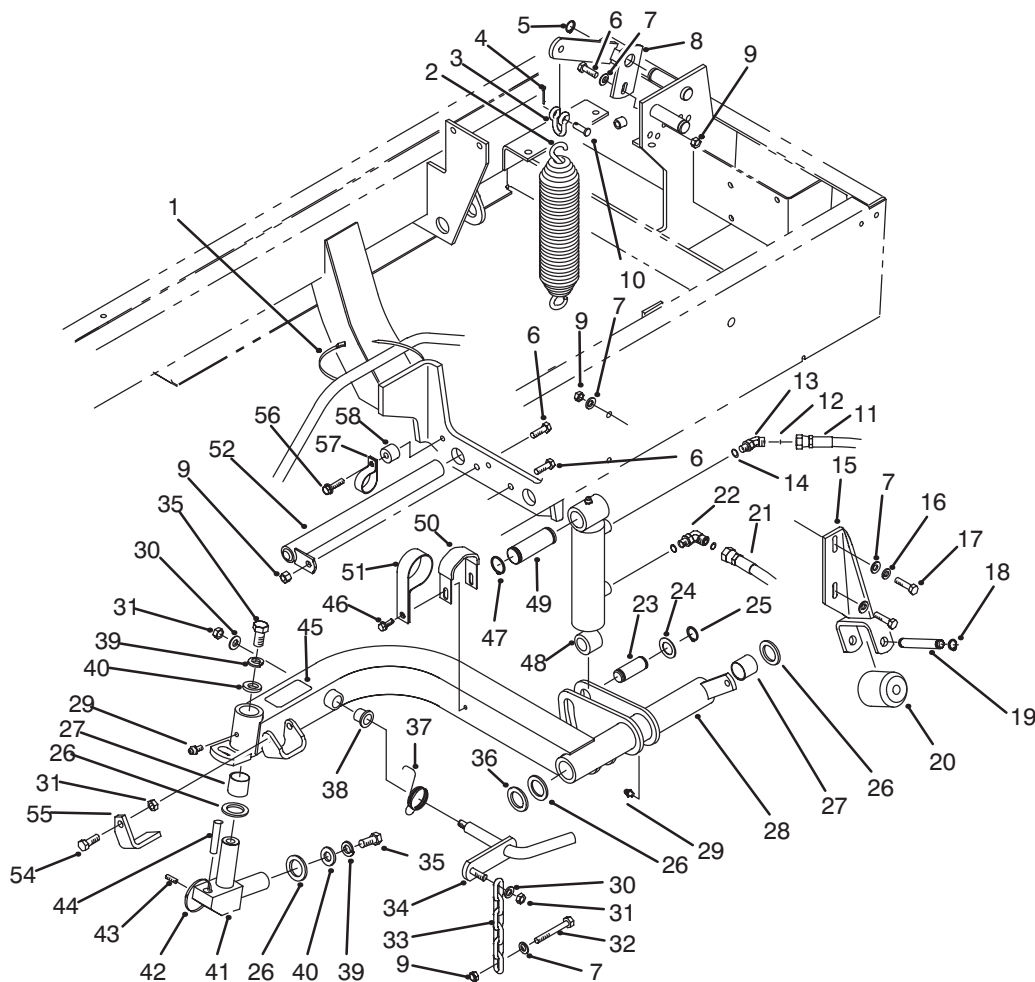
T-1958

FRONT LIFT ARMS ASSEMBLY (Continued)

Ref. No.	Part No.	Description	No. Used
43	83-6790	Pin - Cylinder (Short)	1
44	75-3040	Assembly - Carrier Frame (Incl. Ref. #9 & 11)	1
45	3296-29	Nut - Lock	3
46	85-9880	Asm. - Hydraulic Cylinder	1
47	75-5900	Hose - Hydraulic	1
48	32104-76	Screw - Thread Forming	2
49	75-6370	Cover - Sensor	1
51	92-8754	Actuator - Reed Switch	1
52	3296-39	Nut - Lock	2
53	75-5410	Bracket - Arm	2
54	75-3010	Joint - Arm	3
55	32121-122	Pin - Roll	3
56	323-12	Screw - Cap Hex. Hd.	2
57	3256-6	Washer - Flat	6

Ref. No.	Part No.	Description	No. Used
58	3253-7	Washer - Lock	6
59	325-4	Screw - Cap Hex. Hd.	6
60	75-5910	Hose - Hydraulic	1
61	83-6780	Pin - Cylinder (Long)	2
‡62	36-3400	Decal - No Step (English)	2
63	75-5300	Rod - Hose Support	1
64	340-13	Fitting - Hydraulic 45° (Incl. Ref. #5)	2
65	82-6490	Hose - Hydraulic	1
66	32144-14	Screw - Self Tapping	3
67	83-7490	Hydraulic Cylinder Asm.	1
68	3290-378	Tie - Cable	5
69	92-9097	Set Screw	3
70	340-143	Fitting - Hydraulic 90°	1
71	82-8270	Valve - Flow Control	1

‡For different language versions of this part, see International Parts Reference.



T-1907

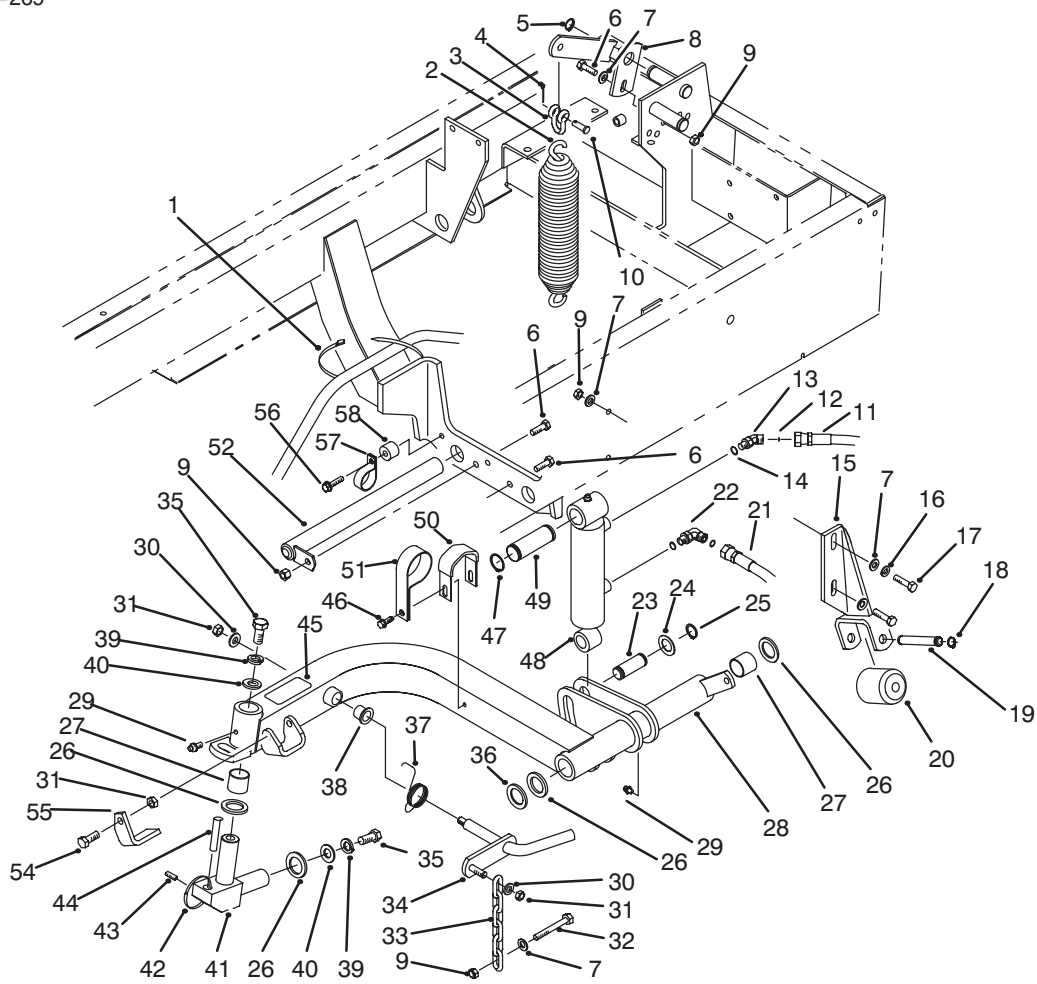
REAR LIFT ARMS ASSEMBLY

Ref. No.	Part No.	Description	No. Used
1	3290-336	Tie - Cable	1
2	5-0743	Spring - Counterbalance	2
3	282-4	Clevis - Spring	2
4	3272-10	Pin - Cotter	2
5	32151-48	Ring - Retaining	2
6	322-5	Screw - Cap Hex. Hd.	3
7	3256-23	Washer - Flat	10
8	75-4690	Bracket - Spring Rear R.H.	1
*	75-4650	Bracket - Spring Rear L.H.	1
9	3296-29	Nut - Lock	8
10	283-6	Pin - Clevis	2
11	75-6070	Hose - Hydraulic L.H. (Cap)	1
*	75-6080	Hose - Hydraulic L.H. (Rod)	1
12	237-78	O-Ring	4
13	340-103	Fitting - Hydraulic 45° (Incl. Ref. #12 & 14)	1
14	237-21	O-Ring	4
15	75-3810	Bracket - Roller	2
16	3253-4	Washer - Lock	2
17	322-6	Screw - Cap Hex. Hd.	4
18	32151-61	Ring - Retaining	4
19	75-5400	Shaft - Roller	2
20	75-5390	Roller	2

Ref. No.	Part No.	Description	No. Used
21	75-6180	Hose - Hydraulic R.H.	2
22	340-132	Fitting - Hydraulic 90° (Incl. Ref. #12 & 14)	3
23	75-5350	Pin - Cylinder Rod End	2
24	3-6498	Washer - Thrust	4
25	32120-93	Ring - Retaining	4
26	256-115	Washer - Thrust	8
27	67-1750	Bushing - Sleeve	8
28	93-0066	Asm. - Lift Arm Rear R.H. (Incl. Ref. #27, 29 & 38)	1
*	93-0068	Asm. - Lift Arm Rear L.H. (Incl. Ref. #27, 29 & 38)	1
29	302-5	Fitting - Grease	4
30	3256-24	Washer - Flat	4
31	3296-39	Nut - Lock	6
32	322-12	Screw - Cap Hex. Hd.	2
33	5-1096	Chain - Cutting Unit	2
34	75-4590	Rod - Pivot	2
35	325-4	Screw - Cap Hex. Hd.	4
36	93-0142	Bushing - Straight	2
37	75-4520	Spring - Torsion R.H.	1
*	75-4530	Spring - Torsion L.H.	1
38	256-287	Bushing - Flange	4

*Not Illustrated

‡For different language versions of this part, see International Parts Reference.



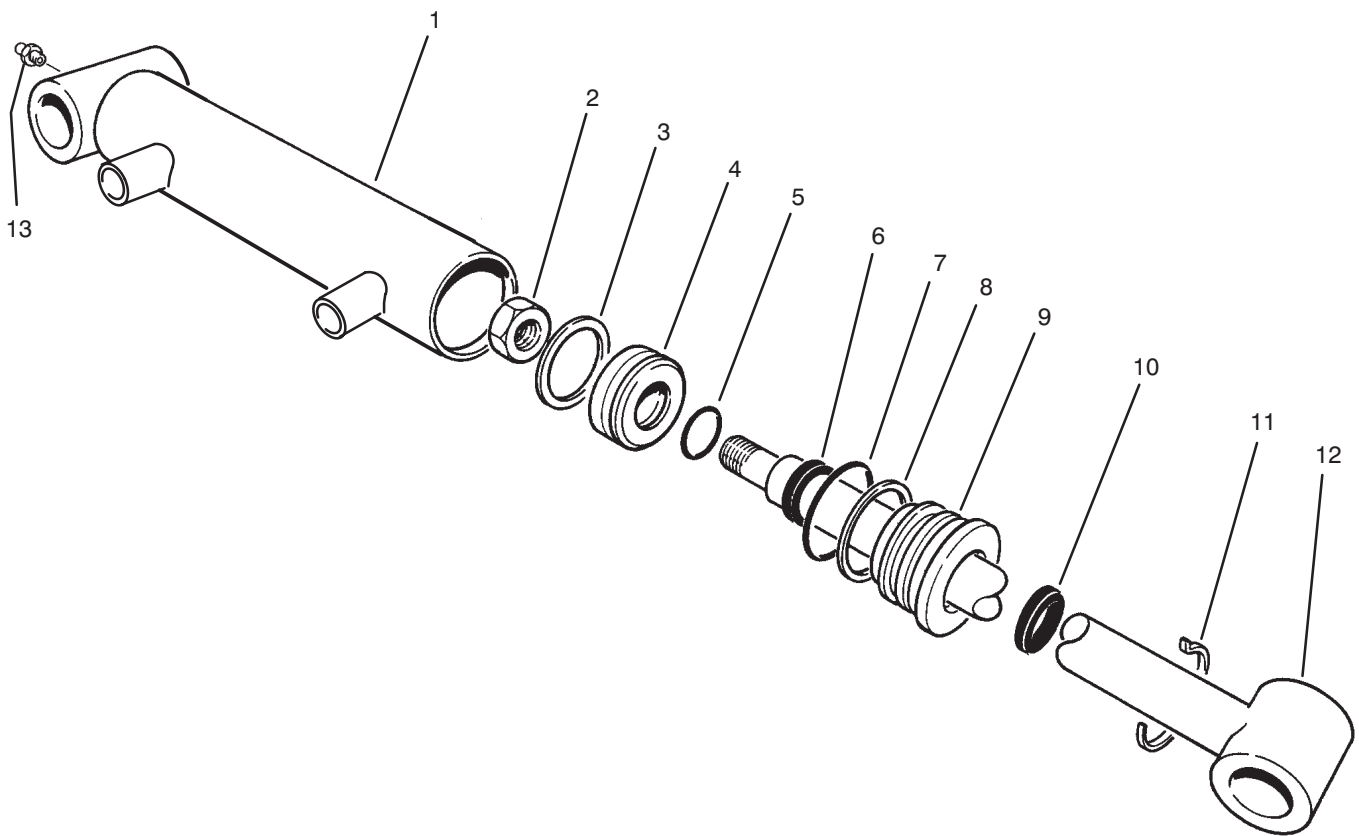
T-1907

REAR LIFT ARMS ASSEMBLY (Continued)

Ref. No.	Part No.	Description	No. Used
39	3253-7	Washer - Lock	4
40	3256-6	Washer - Flat	4
41	75-3010	Joint - Arm	2
42	3290-378	Tie - Cable	3
43	92-9097	Set Screw	2
44	32121-122	Pin - Roll	2
45	55-4300	Decal - Warning (English)	2
46	49-2040	Screw - Thread Forming	5
47	32151-36	Ring - Retaining	4
48	93-0079	Asm. - Hydraulic Cylinder	2
49	75-5360	Pin - Cylinder Cap End	2
50	75-5330	Clamp - Hydraulic Line	2

Ref. No.	Part No.	Description	No. Used
51	2412-107	Clamp - R (Used on left rear cutting unit lift arm only)	1
52	93-0069	Pin - Pivot	2
53	2412-104	Clamp-R	1
54	323-6	Screw - Cap Hex. Hd.	2
55	83-5170	Stop - Reel	1
*	93-3640	Stop - Reel	1
56	32144-49	Screw - Hex. Washer Hd.	2
57	2412-74	Clamp-R	2
58	92-5791	Spacer	2

*Not Illustrated



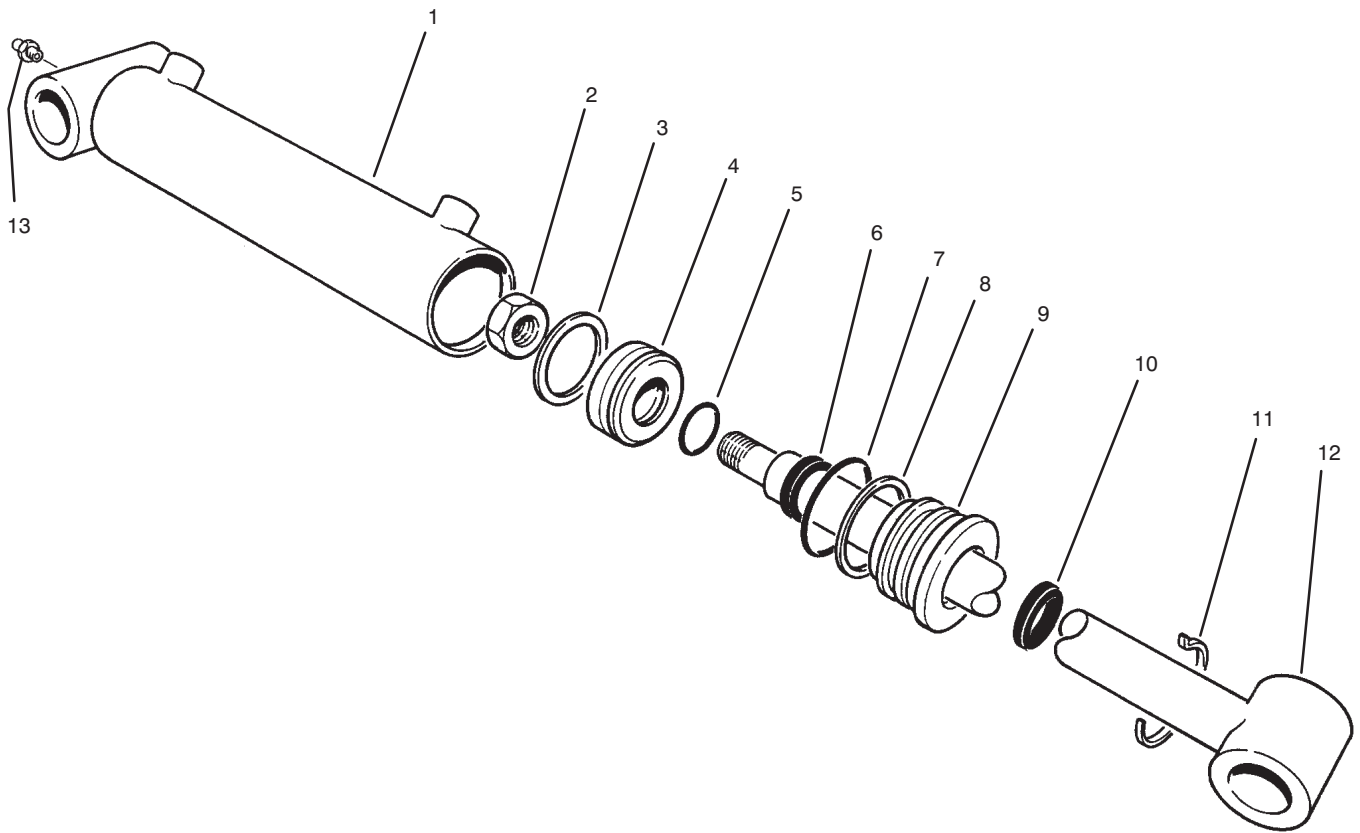
T-1879

HYDRAULIC CYLINDER NO. 93-0079

Ref. No.	Part No.	Description	No. Used
†1	93-3134	Assembly - Barrel	1
2	32152-10	Nut	1
†3		Uni-ring	1
4	70-2780	Piston	1
†5		O-Ring	1
†6		Seal - Rod	1
†7		O-Ring	1
†8		Backup	1

Ref. No.	Part No.	Description	No. Used
9	84-1670	Head	1
†10		Seal - Dust	1
11	84-1680	Ring - Retaining	1
12	75-3790	Clevis	1
13	302-5	Fitting - Grease	1
*	86-7330	Seal repair Kit (Incl. Ref. #3, 5-8 & 10)	1

*Not Illustrated
†Not Serviced Separately



T-1032

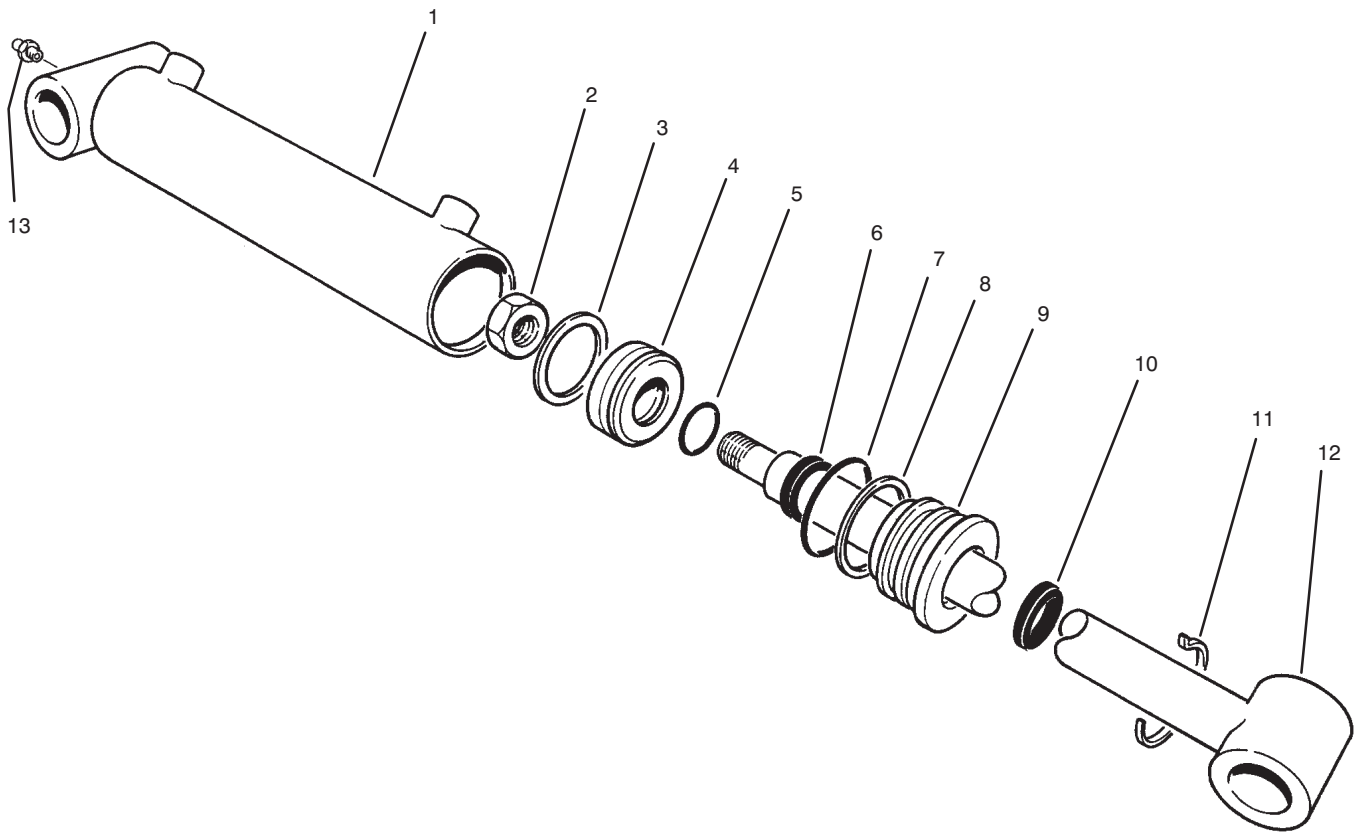
HYDRAULIC CYLINDER NO. 85-9880

Ref. No.	Part No.	Description	No. Used
†1		Assembly - Barrel	1
2	32152-10	Nut	1
†3		Uni-ring	1
4	70-2780	Piston	1
†5		O-Ring	1
†6		Seal - Rod	1
†7		O-Ring	1
†8		Backup	1

Ref. No.	Part No.	Description	No. Used
9	84-1670	Head	1
†10		Seal - Dust	1
11	84-1680	Ring - Retaining	1
12	75-3790	Clevis	1
13	302-5	Fitting - Grease	1
*	86-7330	Seal repair Kit (Incl. Ref. #3, 5-8 & 10)	1

*Not Illustrated

†Not Serviced Separately



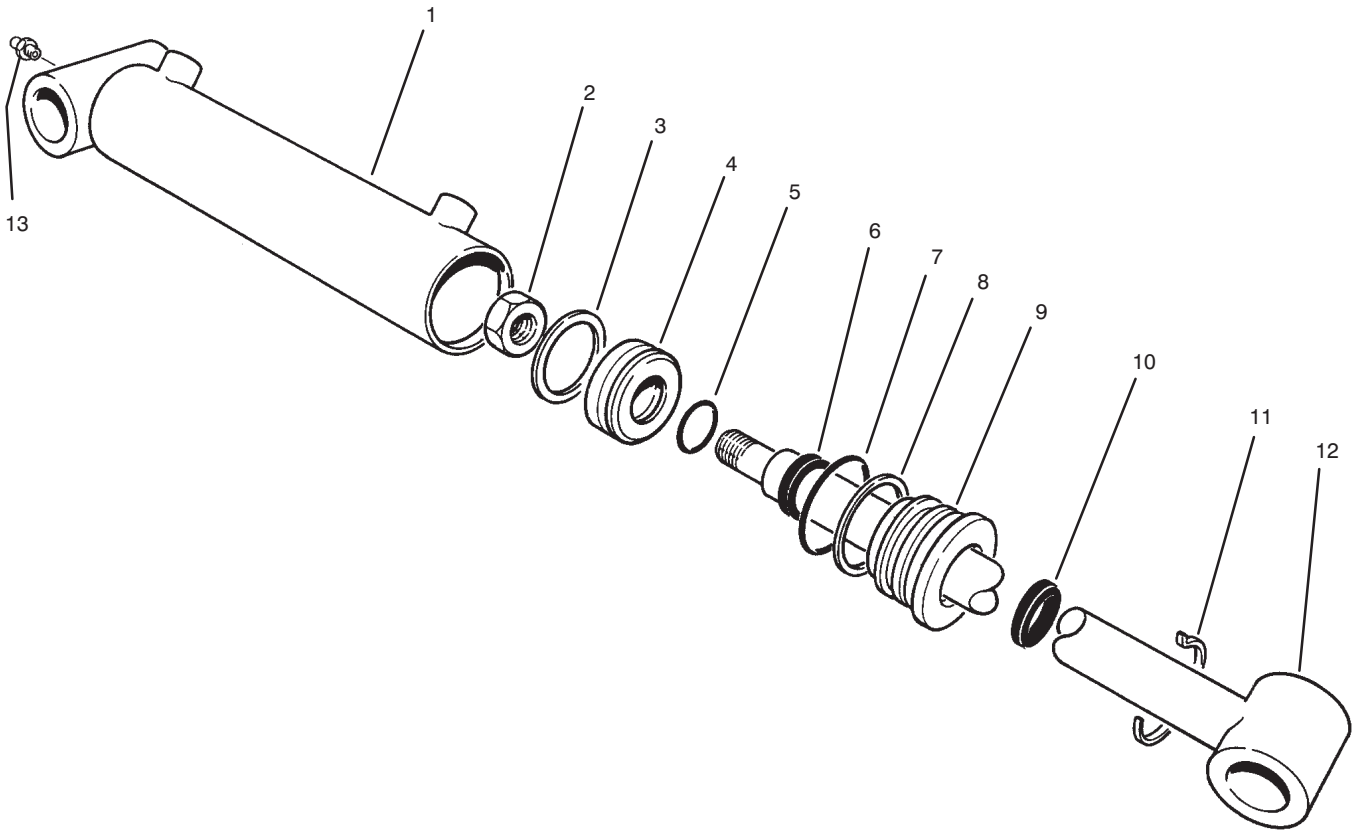
T-1032

HYDRAULIC CYLINDER NO. 83-7480

Ref. No.	Part No.	Description	No. Used
†1		Assembly – Barrel	1
2	32152-10	Nut	1
†3		Uni-ring	1
4	84-1710	Piston	1
†5		O-Ring	1
†6		Seal – Rod	1
†7		O-Ring	1
†8		Backup	1

Ref. No.	Part No.	Description	No. Used
9	84-1720	Head	1
†10		Seal-Dust	1
11	84-1730	Ring – Retaining	1
12	84-1740	Clevis	1
13	302-5	Fitting – Grease	1
*	84-1760	Seal repair Kit (Incl. Ref. #3, 5-8 & 10)	1

*Not Illustrated
 †Not Serviced Separately



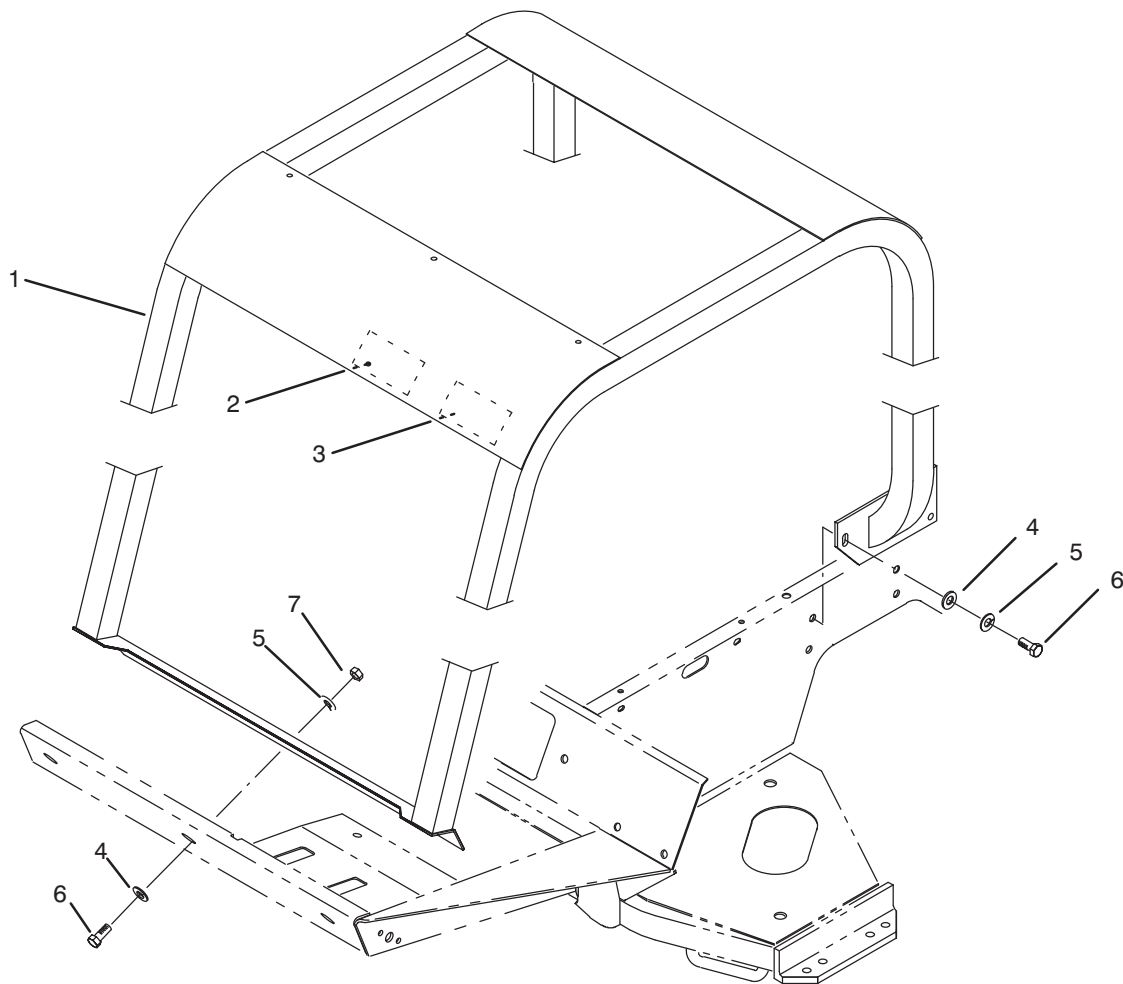
T-1032

HYDRAULIC CYLINDER NO. 83-7490

Ref. No.	Part No.	Description	No. Used
†1		Assembly – Barrel	1
2	32152-10	Nut	1
†3		Uni-ring	1
4	70-2780	Piston	1
†5		O-Ring	1
†6		Seal – Rod	1
†7		O-Ring	1
†8		Backup	1

Ref. No.	Part No.	Description	No. Used
9	84-1670	Head	1
†10		Seal-Dust	1
11	84-1680	Ring – Retaining	1
12	75-2120	Clevis	1
13	302-5	Fitting – Grease	1
*	86-7330	Seal Repair Kit (Incl. Ref. #3, 5-8 & 10)	1

*Not Illustrated
 †Not Serviced Separately



T-1959

R.O.P.S. ASSEMBLY (Optional)

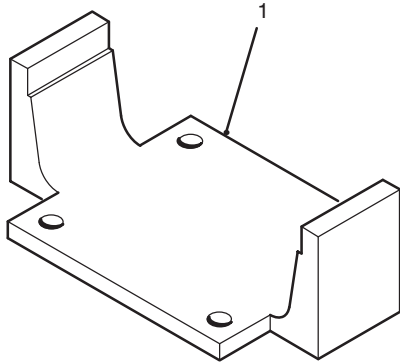
Ref. No.	Part No.	Description	No. Used	Ref. No.	Part No.	Description	No. Used
1	83-7410	Roll - Bar	1	7	3217-9	Nut - Lock	3
‡2	85-9980	Decal - ROPS	1	*	21-4191	Assembly - Seat Belt	1
‡3	83-7430	Decal - Danger (English)	1	*	3212-4	Screw - Cap Hex. Hd.	2
4	3256-26	Washer - Flat	9	*	3253-6	Washer - Lock	2
5	3253-7	Washer - Lock	9				
6	325-5	Screw - Cap Hex. Hd.	9				

*Not Illustrated

‡For different language versions of this part, see International Parts Reference.

SPECIAL TOOLS

AXLE TOOL NO. *TOR859920



T-1325

Ref. No.	Part No.	Description	No. Used
1		Tool – Axle	1

*Obtain these items directly from OTC 2013 4th St. Owatonna, MN. 55060 1-800-533-0492
 (in Minnesota and Canada 1-507-455-7050) Fax. 507-455-7011.

INTERNATIONAL PARTS REFERENCE

EUROPEAN PARTS KIT NO. 93-7184

DESCRIPTION	LOCATION	PART NUMBER	
		ENGLISH	EUROPEAN
Decal No Step	Lift Arms	36-3400	93-6687
Decal Diesel Only	Left Fender	52-1320	93-6680
Decal Spring Loaded	Lift Arms	55-4300	93-6696
Decal Instructions	Air Cleaner	27-7160	93-8052
Decal No Starting Fluid	Air Cleaner	67-1700	93-6692
Decal Hydraulic Oil	Right Fender & Frame	85-4730	93-6686
Decal Floor Plate	Main Frame	88-0440	93-6693
Decal Bolt	Frame	77-0490	93-6691
Cap Hydraulic Oil	Hydraulic Reservoir	93-3103	93-7160
Decal Backlap	Backlap Bracket	75-0750	93-6684
Decal Towing	Tool Box Cover	75-1280	93-6698
Decal No Riders	Fenders	75-5190	93-6689
Decal Fast/Slow	Steering Tower	75-6710	93-6699
Panel Tower	Steering Tower	93-3139	93-6682
Decal Clip	Under Seat Plate	85-4610	DANISH 92-1125 DUTCH 92-1126 ITALIAN 92-1127 SPANISH 92-1128 GERMAN 92-1129 FRENCH 92-1130 SWEDISH 92-1131 PORTUGUESE 93-8057 NORWEGIAN 93-8058 FINNISH 93-8059
Decal Reels	Under Seat Plate	85-4530	93-8060
Decal Knobs	Seat Plate	83-7440	93-6694

DESCRIPTION	LOCATION	PART NUMBER	
		ENGLISH	EUROPEAN
Decal Slopes	Tool Box	93-3639	93-8057
Decal This End Down	Radiator Screen	83-7450	93-8056
Plate Warning	Fan Shroud	76-8750	93-6681
Guard Fan	Fan & Alternator Area	-	93-7182
Decal Fuses	Inside Control Box	85-4720	93-6695
Panel Console	Control Console	93-3140	93-6683
Kit Lift Control	Control Console	-	93-7183
Decal Service Instructions	Inside Tool Box	93-3601	DANISH 93-8091 DUTCH 93-8092 ITALIAN 93-8093 SPANISH 93-8094 GERMAN 93-8095 FRENCH 93-8096 SWEDISH 93-8097 PORTUGUESE 93-8098 NORWEGIAN 93-8099 FINNISH 93-7154
Decal Hands/Feet	Cutting Unit Frames	67-7960	93-6688
Decal Seat Belts	R.O.P.S. Roof	83-7430	93-8050
Decal R.O.P.S.	R.O.P.S. Roof	85-9980	93-8055
Decal HOC Instructions	Under Control Console	85-4460	93-6693
Decal Diagnostic	A.C.E. Display	85-4760	DANISH 92-8078 DUTCH 93-8079 ITALIAN 93-8080 SPANISH 93-8081 GERMAN 93-8082 FRENCH 93-8083 SWEDISH 93-8084 PORTUGUESE 93-8085 NORWEGIAN 93-8086 FINNISH 93-8087
Decal Lubrication	4WD Rear Axle Tube	70-2560	93-6697
Decal C.E.	Hood	-	93-7252

INTERNATIONAL PARTS REFERENCE (Continued)

JAPANESE PARTS KIT NO. 83-6880

DESCRIPTION	LOCATION	PART NUMBER	
		ENGLISH	JAPANESE
Decal No Step	Lift Arms	36-3400	84-2780
Decal Diesel Only	Left Fender	52-1320	84-2860
Decal Spring Loaded	Lift Arms	55-4300	84-2940
Decal Instructions	Air Cleaner	27-7160	93-8052
Decal No Starting Fluid	Air Cleaner	67-1700	84-3100
Decal Hydraulic Oil	Right Fender & Frame	85-4730	88-1980
Decal Bolt	Frame	77-0490	80-4880
Cap Hydraulic Oil	Hydraulic Reservoir	93-3103	93-7160
Decal Backlap	Backlap Bracket	75-0750	84-3260
Decal Towing	Tool Box Cover	75-1280	84-3340
Decal No Riders	Fenders	75-5190	84-3420
Decal Fast/Slow	Steering Tower	75-6710	84-3500
Panel Tower	Steering Tower	93-3139	93-6682
Decal Clip	Under Seat Plate	85-4610	92-1124
Decal Reels	Under Seat Plate	85-4530	92-1108
Decal Knobs	Seat Plate	83-7440	84-3900

DESCRIPTION	LOCATION	PART NUMBER	
		ENGLISH	JAPANESE
Decal Slopes	Tool Box	93-3639	84-3660
Decal This End Down	Radiator Screen	83-7450	84-3820
Plate Warning	Fan Shroud	76-8750	93-6681
Guard Fan	Fan & Alternator Area	-	93-7182
Decal Fuses	Inside Control Box	85-4720	84-4060
Panel Console	Control Console	93-3140	93-6683
Kit Lift Control	Control Console	-	93-7183
Decal Service Instructions	Inside Tool Box	93-3601	92-1116
Decal Hands/Feet	Cutting Unit Frames	67-7960	84-4220
Decal Seat Belts	R.O.P.S. Roof	83-7430	84-4300
Decal R.O.P.S.	R.O.P.S. Roof	85-9980	93-8055
Decal HOC Instructions	Under Control Console	85-4460	92-1132
Decal Floor Plate	Main Frame	88-0440	88-1900
Decal Diagnostic	A.C.E. Display	85-4760	93-8089
Decal Lubrication	4WD Rear Axle Tube	70-2560	93-6697

TORO PART NUMBER INDEX

3317-269

Part No.	Description	Pg. Ref. No. No. Qty.	Part No.	Description	Pg. Ref. No. No. Qty.
251-347	Bearing – Ball	56 12 2	42-6080	Shim – Axle	21 43 A/R
3-3251	Spring – Compression	3 12 1	42-7080	Cap – Sealing	39 7 5
3-6498	Washer – Thrust	27 22 2	42-7160	Pin – Dowel	36 18 1
3-6498	Washer – Thrust	61 24 4	42-7170	Plug – Expansion	36 19 1
3-6498	Washer – Thrust	59 30 6	42-7180	Bushing	36 5 4
3-6657	Clamp – Cable	33 13 1	42-7190	Bushing	35 5 2
3-6657	Clamp – Cable	6 29 1	42-7200	Bushing	36 17 1
5-0652	Spacer	5 42 1	42-7290	Gasket	38 20 1
5-0743	Spring – Counterbalance	61 2 2	42-7310	Bearing – Needle	45 20 2
5-0743	Spring – Extension	59 22 3	42-7390	Seal – Oil	40 7 1
5-0838	Washer – Flat	6 36 4	42-7420	Cap – Oil	39 10 1
5-1096	Chain – Cutting Unit	61 33 2	42-7440	Hanger – Engine	39 6 2
5-1226	Washer	53 43 2	42-7510	Pipe	39 12 1
7-3900	Pad – Brake	5 26 2	42-7550	Gasket	43 6 1
21-4191	Assembly – Belt, Seat	6 46 1	42-7550	Gasket	49 102 1
21-4191	Assembly – Seat Belt	67 * 1	42-7730	Key – Woodruff	35 28 2
21-7670	Case – Differential	24 33 1	42-7730	key – Woodruff	37 25 1
21-7690	Gear – Pinion	23 6 2	42-7840	Key – Sunk	37 20 1
21-7700	Shaft – Pinion Mate	24 31 1	42-7860	Seal	37 13 6
21-7710	Pin – Roll	24 30 1	42-7890	Tappet	37 23 6
21-7720	Washer – Thrust	23 4 2	42-7990	Ring – Snap	37 1 2
21-7730	Washer – Thrust	23 7 2	42-8010	Shim – 0.2 mm	44 5 A/R
21-7770	Screw – Drive Gear	24 32 5	42-8020	Shim – 0.3 mm	44 * A/R
21-8020	Spacer – Front Pinion	24 25 1	42-8030	Shim – 0.4 mm	44 * A/R
21-8090	Diff. Adjust. Shim .003	24 38 A/R	42-8040	Shim – 0.5 mm	44 * A/R
21-8100	Diff. Adjust. Shim .005	24 37 A/R	42-8050	Shim – 0.6 mm	44 * A/R
21-8110	Diff. Adjust. Shim .010	24 36 A/R	42-8060	Shim – 0.7 mm	44 * A/R
21-8120	Diff. Adjust. Shim .030	24 35 A/R	42-8070	Shim – 0.8 mm	44 * A/R
21-8180	Bearing	25 3 2	42-8080	Shim – 0.9 mm	44 * A/R
21-8270	Pin – Dowel	23 3 2	42-8090	Shim – 1.0 mm	44 * A/R
21-8360	Clip – Retaining	25 12 2	42-8690	Metal	45 5 1
21-8390	Cup – Bearing	24 24 1	42-8810	Pin – Grooved	45 30 1
21-9260	Seal – Shaft	3 27 1	42-8830	O – Ring	38 2 1
21-9370	Screw – Adjusting	25 16 2	42-8830	O – Ring	49 107 1
21-9380	Nut – Pivot	25 17 2	42-8930	Spring	38 19 1
21-9390	Socket – Adjusting Screw	25 15 2	42-9210	Bolt – Cap, Bearing	36 10 8
21-9420	Spring – Shoe Return, L.H.	25 19 2	42-9240	Bolt W/Washer	44 25 3
21-9430	Spring – Shoe Return, R.H.	25 7 2	42-9250	Screw – Cap Hex. Hd.	33 40 8
21-9440	Spring – Adjusting Screw	25 14 2	42-9300	Screw – Hex. Hd.	34 64 1
21-9450	Shield – Dust	25 5 2	42-9440	Bolt W/Washer	35 6 4
21-9460	Retainer – Brake, Parking	25 10 4	42-9440	Washer	38 34 1
23-2270	Bushing – Rubber	27 26 1	42-9570	Stud	39 3 4
23-7270	Nut – Lug	21 2 10	42-9600	Washer – Lock	56 9 28
24-0760	Exchanger – Heat	30 45 1	42-9600	Washer – Lock	34 65 1
24-8790	Gear – Bevel, Differential	23 5 2	42-9600	Washer – Lock M10	54 42 24
24-8840	Ring – Bearing, Wheel	25 22 2	42-9810	Washer – Plain	35 13 1
24-9180	Lever, Brake, Parking	25 4 2	42-9820	Washer	37 18 1
25-8640	Screw – Hex. Head	6 25 2	42-9830	Washer – Seal	44 1 2
27-2360	Assembly – Ignition Switch	10 19 1	42-9850	Washer – Lock	32 16 6
27-3710	Dipstick – Axle	22 48 1	42-9850	Washer – Lock	33 28 2
27-5340	Hose – Fuel	20 11 1	42-9850	Washer – Lock	58 28 1
27-6852	Shaft – Axle, Flanged R.H.	25 * 1	42-9850	Washer – Lock M8	54 34 8
27-6862	Shaft – Axle, Flanged L.H.	25 1 1	42-9850	Washer – Lock, M8	56 29 28
27-7110	Assembly – Element	51 8 1	43-1810	Ring – Gear	35 24 1
27-7120	Nut	51 3 1	43-2550	Filter	44 29 1
27-7130	Assembly – Clamp	51 4 1	43-2560	Gasket	44 28 1
27-7140	Baffle	51 2 1	43-2570	Gasket	44 30 1
27-7150	Assembly – Cup	51 1 1	43-2580	Magnet	44 27 1
27-7160	Decal – Instructions	50 4 1	43-2740	Gasket	32 8 1
27-7170	Assembly – Band	51 7 2	43-2750	Nut	44 23 1
27-7220	Air Cleaner Soap	51 * 1	43-2750	Nut – Lock	32 9 1
27-9560	Spacer	34 53 1	43-2860	Bolt W/Washer	44 9 2
28-0660	Screw – Cap, Hex Hd.	25 21 8	43-5930	Washer – Lock	56 14 12
28-0670	Seal – Oil	25 8 2	43-5930	Washer – Lock	33 26 1
28-0680	Drum – Brake	25 13 2	43-6710	Diff. Adjust. Shim .003	23 15 A/R
28-1280	Boot – Cable	50 14 1	43-6711	Diff. Adjust. Shim .005	23 16 A/R
29-6162	Switch – Neutral	27 6 1	43-6712	Diff. Adjust. Shim .010	23 17 A/R
33-1260	Assembly – Cover	51 12 1	43-6713	Diff. Adjust. Shim .030	23 18 A/R
33-1270	Bowl	51 11 1	43-6750	Cup – Bearing, Tapered	23 10 1
36-3400	Decal – No Step (English)	60 62 2	43-6760	Cone – Bearing, tapered	23 9 1
38-3400	Guard – Rubber	16 8 2	43-6800	Nut – Lock	25 18 8

*Not Illustrated

TORO PART NUMBER INDEX (Cont.)

Part No.	Description	Pg. No.	Ref. No.	Qty.	Part No.	Description	Pg. No.	Ref. No.	Qty.
43-6810	Spider-Torque	25	6	2	63-7640	Unit - Sending	20	8	1
44-2210	Assembly - Warning Light	22	54	1	63-7650	Filter - Fuel	20	32	1
44-2670	Hose - Fuel	20	18	1	63-7732	Cable - Brake R.H.	5	*	1
46-6550	Connector - Fuel, Elbow 90°	20	20	1	63-7733	Cable - Brake L.H.	5	29	1
46-6560	Grommet	20	21	2	63-7880	Pin - Brake Latch	5	28	1
46-8091	Screw - Cap Hex. Hd.	1	7	4	63-7900	Rack - Parking Brake	3	20	1
47-0110	Spacer - Spindle	33	6	1	63-8140	Pulley - Idler	34	58	1
48-1990	Nut - Jam	38	12	1	63-8280	Head-Filter, Fuel	52	1	1
48-4220	Assembly - Air Cleaner	50	2	1	63-8290	Vent-Air	52	2	1
48-4220	Assembly - Air Filter	51	*	1	63-8300	Assembly - Fuel Filter	52	*	1
48-7430	Assembly - Pre-Cleaner	51	*	1	63-8300	Element-Spin-On	52	3	1
48-7700	Screw - Cap Hex. Hd.	33	21	1	63-8310	Valve-Drain	52	4	1
48-7710	Screw - Cap Hex. Hd.	32	20	2	63-8360	Key - Ignition	10	9	1
48-7710	Screw - Cap, M8 x 20	56	39	4	63-8410	Washer - Flat	20	27	3
48-7780	Screw - Cap Hex. Hd.	53	48	8	63-8410	Washer - Flat	13	37	3
48-7890	Nut - Hex.	33	27	1	63-9920	Decal - EEC 105	6	49	1
48-7930	Nut - Lock	32	17	4	65-5100	Handle	1	5	2
48-8030	Washer - Flat	58	29	1	66-2330	Base - Battery	50	10	1
48-8070	Washer - Lock	33	39	10	66-2490	Clamp - Battery	50	18	1
48-9220	Washer - Flat	53	47	8	66-2920	Washer - Friction	6	32	2
48-9460	Bolt - Hex. Hd.	54	35	4	66-2940	Gauge - Fuel	10	1	1
48-9460	Screw - Cap Hex. Hd.	58	27	1	66-2960	Cluster - Warning	10	7	1
48-9460	Screw - Cap, M8 x 25	56	28	20	66-3180	Tube - Vent	30	26	1
48-9470	Bolt - M10 x 30	55	43	24	66-3240	Cap - Radiator	30	13	1
48-9470	Screw - Cap, M10 x 30	56	10	4	66-6480	Washer - Flat	21	44	4
48-9480	Screw - Cap Hex. Hd.	53	30	4	66-8121	Standpipe - Elbow 90°	20	19	1
49-2040	Screw - Hex. Washer Hd.	16	20	4	66-8520	Bumper - Down-stop	7	17	2
49-2040	Screw - Hex. Washer Hd.	2	49	2	66-8530	Adjuster	7	16	1
49-2040	Screw - Thread Forming	59	2	8	66-8560	Nut - Push	7	11	4
49-2040	Screw - Thread Forming	62	46	5	66-8610	Weldment - Lower	7	10	1
49-6440	Plate - Traction Pedal	5	11	1	66-8800	Relay - Glow Plug	31	56	1
52-1320	Decal - Fuel (English)	1	28	1	66-9290	Spacer	7	15	6
53-8150	Assembly - Fuel Pump	20	2	1	66-9302	Screw - Cap Hex. Hd.	32	19	3
53-8150	Assembly - Pump, Electric	44	*	1	66-9303	Screw - Cap Hex. Hd.	32	6	3
53-9680	Mount - Engine	34	46	2	66-9770	Seal	4	28	1
54-8660	Washer	43	17	1	66-9780	Bushing	4	29	1
54-8670	Bolt	35	26	4	66-9860	Upper Cover & Jacket	4	37	1
54-9040	Yoke - End	32	1	1	66-9870	Plate - Retaining	4	38	1
54-9090	Yoke - End	58	7	1	66-9880	Washer - Retaining Plate	4	39	1
54-9180	Kit - U-Joint	32	25	1	66-9890	Ring - Retaining	4	40	1
54-9180	Kit - Universal Joint	58	8	2	66-9900	Shaft - Input	4	41	1
55-4300	Decal - Warning (English)	59	33	3	66-9970	Spring Kit	4	*	1
55-4300	Decal - Warning (English)	62	45	2	66-9980	Seal - Kit	4	*	1
56-0100	Plug - Taper	36	8	1	66-9990	Needle Roller Kit	4	*	1
56-0220	Pin - Dowel	36	1	2	67-1630	Spacer - Fan	33	10	1
56-0750	Clamp A	44	8	2	67-1690	Fitting - Fuel Elbow 90°	20	35	2
56-0760	Clamp B	44	12	2	67-1700	Decal - Starting Fluid	50	3	1
56-1230	Shaft	36	6	1	67-1750	Bushing - Sleeve	59	9	12
56-1310	Switch - Oil	38	5	1	67-1750	Bushing - Sleeve	53	13	2
56-1360	Fitting - Outlet, Water	43	5	1	67-1750	Bushing - Sleeve	61	27	8
56-1400	Clip	43	20	2	67-2340	Bolt W/Washer	40	3	7
56-2020	Bolt W/Washer	43	4	2	67-2340	Bolt W/Washer	38	10	15
56-2460	Washer - Flat	53	14	2	67-2340	Bolt W/Washer	37	27	2
57-6390	Nut - Lock	33	37	2	67-2440	Bolt W/Washer	44	26	2
60-7280	Bolt	39	2	4	67-2500	Plunger	38	18	1
60-7390	Plate - Thrust	37	26	1	67-2520	Plug	38	21	1
61-2790	Screen - Filler	13	3	1	67-2570	Plug - Taper	36	3	1
62-3820	Fitting - Grease	32	24	1	67-2570	Plug - Taper	39	16	1
62-5550	Decal - TORO	1	1	1	67-3100	Retainer	37	14	6
62-6300	Assembly - Sleeve	51	10	1	67-3260	Washer - Spring	45	34	1
62-7400	Decal - TORO	1	16	1	67-3390	Gasket - Holder	44	4	3
62-7650	Gasket - Sending Unit	20	7	1	67-3390	Gasket - Holder	49	105	3
63-6890	Hinge - Hood R.H.	1	*	1	67-3430	Nut	44	13	3
63-6900	Hinge - Hood L.H.	1	17	1	67-3440	Gasket - Fuel Return	49	104	3
63-7380	Assembly - Expansion Tank	50	7	1	67-3440	Gasket - Return, Fuel	44	14	3
63-7400	Washer - Flat	33	34	4	67-4180	Nut	45	7	1
63-7430	Gauge - Temperature	10	8	1	67-4200	Nut	45	8	1
63-7440	Solenoid - Stop	32	10	1	67-4210	Case	45	12	1
63-7590	Relay - Starter	30	42	1	67-4220	Screw - Adjusting	45	9	1
63-7610	Hose - Fuel	20	1	1	67-4240	Cap	45	2	1
63-7628	Hose - Fuel	20	29	1	67-4290	Nut	45	32	2

*Not Illustrated

TORO PART NUMBER INDEX (Cont.)

3317-269

Part No.	Description	Pg. Ref. No. No. Qty.	Part No.	Description	Pg. Ref. No. No. Qty.
67-4580	Bolt	39 1 2	72-4930	Gear - Side, Differential	54 9 1
67-4660	Bolt - Flange Head	43 18 1	72-4940	Gear - Side, Differential	54 40 1
67-4790	Assembly - Shaft, Pinion	46 12 1	72-4950	Gear - Pinion, Differential	54 10 2
67-7160	Block - Fuse	10 21 1	72-4960	Shim .1 mm	54 5 1
67-9410	Washer - Thrust	53 27 2	72-4970	Shim .15 mm	54 * 1
68-5140	Cap - Steering Wheel	3 7 1	72-4980	Shim .5 mm	54 * 1
68-5370	Decal - TORO	3 5 1	72-4990	Shim .8 mm	54 * 1
68-6150	Breather - Hydraulic Tank	13 2 1	72-5000	Shim 1.0 mm	54 * 1
68-6823	Assembly - Axle	53 42 1	72-5010	Shim 1.2 mm	54 * 1
69-4320	Fitting - Hydraulic 90°	14 25 1	72-5020	Shaft - Pinion	55 47 1
69-4780	Clamp - Light Cluster	11 42 1	72-5030	Pin - Dowel	55 45 2
70-2560	Decal - Gear Lube	53 36 1	72-5040	Washer - Gear, Diff.	54 11 1
70-2780	Piston	63 4 1	72-5090	Gear - Bevel	56 18 2
70-2780	Piston	64 4 1	72-5090	Gear - Bevel	54 21 2
70-2780	Piston	66 4 1	72-5100	Spacer	54 20 2
70-2970	Nut - Jam	37 5 6	72-5130	Vent	54 23 1
70-3970	Plate - Shim .6 mm	42 28 A/R	72-5140	O-Ring	54 25 1
70-4070	Plate - Shim .2 mm	42 * A/R	72-5150	Plug	54 26 1
70-4080	Plate - Shim .3 mm	42 * A/R	72-5160	Shim .1mm	54 29 1
70-4090	Plate - Shim .4 mm	42 * A/R	72-5170	Shim .15 mm	54 * 1
70-4100	Plate - Shim .5 mm	42 * A/R	72-5180	Shim .5 mm	54 * 1
70-8220	Cable - Ground	33 41 1	72-5190	Shim .8 mm	54 * 1
70-8530	Wire - Fuel Pump	20 33 1	72-5200	Shim 1.0 mm	54 * 1
70-8570	Breaker - Circuit	11 * 2	72-5210	Shim 1.2 mm	54 * 1
71-1520	Cap - Expansion Tank	50 8 1	72-5360	Ring - Retaining	54 19 2
71-4330	Seal	24 41 1	72-5370	Ring - Retaining	54 22 2
71-4350	Nut	23 20 1	72-5440	Pin - Spring	55 46 1
71-4450	Bolt - Wheel	53 39 10	72-5460	O-Ring	54 32 1
71-4570	Housing - Clutch	58 23 1	72-5540	Case - Knuckle	56 30 2
71-4580	Clutch - Roller	58 22 2	72-5550	Cover	56 26 2
71-4590	Washer - Thrust	58 14 2	72-5560	Pin - King, Knuckle	56 20 2
71-4740	Assembly - Tie Rod End	53 33 2	72-5570	Shaft - Axle, Outer	56 35 2
71-4760	Seal - Tie Rod End	53 32 2	72-5580	Gear - Bevel	56 5 4
72-0270	Nut - Retaining	42 1 3	72-5590	Retainer - Bearing	56 15 2
72-0280	Piece - Distance	42 3 3	72-5630	Gasket	56 16 2
72-3420	Shaft - Slip Yoke	58 9 1	72-5650	Hub - Wheel	56 34 2
72-3440	Yoke - Shaft	58 12 1	72-5660	Washer - Shaft, Wheel	56 33 2
72-3560	Decal - 4WD	2 50 2	72-5680	Spacer	56 19 2
72-3570	Shim .094 - Diff. Adjust.	23 22 A/R	72-5720	Ring - Retaining	56 4 2
72-3571	Shim .096 - Diff. Adjust.	23 * A/R	72-5730	Seal - Oil	56 24 4
72-3572	Shim .098 - Diff. Adjust.	23 * A/R	72-5740	Seal - Oil	56 2 2
72-3573	Shim .100 - Diff. Adjust.	23 22 A/R	72-5770	Nut - Castle	56 32 2
72-3574	Shim .102 - Diff. Adjust.	23 * A/R	72-5780	Key	56 36 2
72-3575	Shim .104 - Diff. Adjust.	23 * A/R	72-5790	Screw - Cap, M6 x 18	56 13 12
72-3576	Shim .106 - Diff. Adjust.	23 * A/R	72-5800	Bolt	54 1 8
72-3577	Shim .108 - Diff. Adjust.	23 * A/R	72-5810	Bolt	54 7 8
72-3578	Shim .110 - Diff. Adjust.	23 * A/R	72-5820	Plug	54 28 1
72-3580	Shim .112 - Diff. Adjust.	23 * A/R	72-5840	Gasket	54 27 1
72-3581	Shim .114 - Diff. Adjust.	23 * A/R	72-6950	Retainer	36 16 1
72-3582	Shim .116 - Diff. Adjust.	23 * A/R	72-9420	Assembly - Vent Tube	24 39 1
72-3583	Shim .118 - Diff. Adjust.	23 * A/R	74-0720	Tube - Manual	6 11 1
72-3584	Shim .120 - Diff. Adjust.	23 * A/R	74-3810	Assembly - Load Plate	19 9 1
72-3585	Shim .125 - Diff. Adjust.	23 * A/R	74-5520	Clutch - Fan	33 1 1
72-3586	Shim .127 - Diff. Adjust.	23 * A/R	74-5950	Assembly - Swell Latch	10 5 1
72-3587	Shim .129 - Diff. Adjust.	23 * A/R	74-5950	Assembly - Swell Latch	2 44 3
72-3588	Shim .131 - Diff. Adjust.	23 * A/R	74-9100	Pad - Forward	5 12 1
72-3590	Shim .133 - Diff. Adjust.	23 * A/R	74-9110	Pad - Reverse	5 14 1
72-3591	Shim .135 - Diff. Adjust.	23 * A/R	75-0012	Assembly - Transmission	21 34 1
72-3592	Shim .137 - Diff. Adjust.	23 * A/R	75-0020	Housing	26 5 1
72-3593	Shim .139 - Diff. Adjust.	23 * A/R	75-0030	Gasket - Housing	26 46 1
72-3594	Shim .141 - Diff. Adjust.	23 * A/R	75-0040	Center Section	26 18 1
72-3595	Shim .143 - Diff. Adjust.	23 * A/R	75-0060	Plug	26 20 4
72-3596	Shim .145 - Diff. Adjust.	23 * A/R	75-0070	Plug	26 41 1
72-3597	Shim .147 - Diff. Adjust.	23 * A/R	75-0090	Screw - Cap Hex Hd.	26 9 8
72-3598	Shim .149 - Diff. Adjust.	24 22 A/R	75-0110	Screw - Cap Hex Hd.	26 35 2
72-3600	Shim .151 - Diff. Adjust.	24 * A/R	75-0120	Screw - Cap Hex Hd.	26 28 1
72-4870	Case - Differential	54 24 1	75-0130	Screw - Cap Hex. Hd.	26 24 3
72-4880	Cover	54 2 1	75-0140	Spring - Conical	26 26 1
72-4890	O-Ring	54 3 1	75-0150	Guide - Seal	26 2 1
72-4900	Case - Differential	54 8 1	75-0160	Plug - Pipe	26 47 1
72-4910	Flange - Case, Diff.	54 12 1	75-0170	Plug - Straight Thread	26 19 4

*Not Illustrated

TORO PART NUMBER INDEX (Cont.)

Part No.	Description	Pg. No.	Ref. No.	Qty.	Part No.	Description	Pg. No.	Ref. No.	Qty.
75-0180	Screw - Cap Hex Hd.	26	36	2	75-2080	Kit - Seal	15	*	10
75-0190	Plug - Special	26	27	2	75-2090	Kit - Seal	15	*	3
75-0200	Plug - Straight Thread	26	38	2	75-2120	Clevis	66	12	1
75-0210	O-Ring	26	6	2	75-2170	Tube - Pump Control	5	37	1
75-0220	Pin	26	48	2	75-2810	Clamp - Steering Valve	3	3	1
75-0230	Seal - Lip	26	8	1	75-2851	Hose - Expansion Tank	50	5	1
75-0240	O-Ring	26	21	6	75-2851	Hose - Expansion Tank	30	16	1
75-0250	Pin - Slotted	26	54	1	75-2970	Pedal - Traction	5	13	1
75-0260	Valve - Relief	26	23	4	75-3010	Joint - Arm	62	41	2
75-0270	Spring	26	39	1	75-3010	Joint - Arm	60	54	3
75-0280	Spring	26	42	1	75-3040	Assembly - Carrier Frame	60	44	1
75-0290	Spring	26	22	2	75-3110	Collar - Transmission	21	14	1
75-0310	Shim	26	40	1	75-3140	Bracket - Air Cleaner	50	24	1
75-0320	Nipple	26	37	1	75-3270	Lever - Traction Pivot	5	8	1
75-0330	Seal - Lip	26	34	1	75-3390	Bracket - Backlap	31	55	1
75-0340	Bearing - Needle	26	33	1	75-3400	Shaft - Seat Pivot	6	15	1
75-0350	Pin	26	31	1	75-3420	Assembly - Lift Control	11	37	1
75-0360	Gerotor	26	30	1	75-3430	Rod - Throttle	6	33	1
75-0370	O-Ring	26	29	1	75-3480	Weldment - Upper	7	23	1
75-0380	Plate - Valve	26	15	1	75-3510	Bolt - Shoulder	7	26	2
75-0390	Plate - Swash	26	12	1	75-3530	Spring - Compression	7	3	1
75-0400	Plate - Thrust	26	13	2	75-3540	Pin - Roll	7	6	1
75-0410	O-Ring	26	3	1	75-3550	Bumper - Seat	7	7	2
75-0430	Ring - Retaining	26	1	1	75-3580	Plate - Mounting, Seat	7	2	1
75-0440	Shaft - Motor	26	45	1	75-3680	Rod - Seat	6	20	1
75-0450	Collar	26	50	1	75-3710	Dipstick	13	4	1
75-0460	Bearing - Ball	26	51	2	75-3780	Fan	33	2	1
75-0470	Cylinder Block Kit	26	14	2	75-3790	Clevis	63	12	1
75-0480	Pin	26	10	2	75-3790	Clevis	64	12	1
75-0500	Bearing - Needle	26	16	2	75-3810	Bracket - Roller	61	15	2
75-0510	Pin	26	17	1	75-3840	Fender - R.H.	1	3	1
75-0520	Bearing - Ball	26	4	1	75-3860	Fender - L.H.	1	29	1
75-0540	Assembly - Tether	13	7	1	75-4080	Plate - Traction	27	15	1
75-0550	Strainer - Suction	13	29	1	75-4100	Control - Pump	27	25	1
75-0560	Assembly - Steering Wheel	3	4	1	75-4130	Plate - Switch	27	7	1
75-0570	Cable - Hood	1	21	1	75-4180	Pin - Rear Axle	53	44	1
75-0600	Assembly - Steering Valve	3	26	1	75-4250	Bracket - Expansion Tank	50	21	1
75-0600	Valve - Power Steering	4	*	1	75-4360	Bracket - Switch	6	8	1
75-0610	Tread - Foot R.H.	2	*	1	75-4370	Bracket - Switch (Seat)	6	3	1
75-0620	Tread - Foot L.H.	2	39	1	75-4400	Adaptor - Transmission	28	8	1
75-0630	Tread - Foot Center	2	37	1	75-4450	Hub - Fan Drive	33	9	1
75-0640	Tread - Footrest R.H.	2	*	1	75-4520	Spring - Torsion R.H.	61	37	1
75-0650	Tread - Footrest L.H.	2	35	1	75-4530	Spring - Torsion L.H.	61	*	1
75-0721	Housing-Lower	24	34	1	75-4550	Shaft - Center Arm Pivot	59	27	1
75-0750	Decal - Backlap Switch	31	53	1	75-4590	Rod - Pivot	61	34	2
75-0920	Cartridge - Relief 3000 psi	15	13	1	75-4650	Bracket - Spring Rear L.H.	61	*	1
75-0930	Hook - Oil Cooler	30	6	4	75-4690	Bracket - Spring Rear R.H.	61	8	1
75-1010	Assembly - Toggle Switch	10	16	2	75-4700	Hose - Fuel	20	13	1
75-1020	Switch - Backlap	30	44	1	75-4701	Hose - Fuel	20	16	1
75-1040	Cooler - Oil	31	52	1	75-4701	Hose - Fuel Vent	30	28	1
75-1100	Support - Axle	53	5	1	75-4710	Warning Light Harness	10	28	1
75-1180	Manifold	17	7	2	75-4720	Fitting - Hydraulic 90°	21	26	1
75-1180	Manifold - Hydraulic	16	23	1	75-5190	Decal - No Riders (English)	2	32	2
75-1210	Nut-Lock	57	2	1	75-5200	Bracket - Spring R.H.	59	*	1
75-1220	Piston	57	3	1	75-5210	Bracket - Spring Center	59	16	1
75-1250	Seal Kit	57	6	1	75-5220	Bracket - Spring L.H.	59	*	1
75-1260	Head-Internal	57	4	1	75-5260	Knob - Locking	6	38	2
75-1280	Decal - Warning (English)	1	24	1	75-5270	Spacer - Locking Knob	6	37	2
75-1300	Asm. - Hydraulic Filter Head	13	31	1	75-5300	Rod - Hose Support	16	19	2
75-1310	Element - Hydraulic Filter	13	34	1	75-5300	Rod - Hose Support	60	63	1
75-1330	Filter - Oil	21	31	1	75-5310	Spacer - Bearing	33	8	1
75-1360	Cable - Battery (Ground)	33	23	1	75-5330	Clamp - Hose	59	8	2
75-1370	Asm. - Battery Cable (+)	50	13	1	75-5330	Clamp - Hydraulic Line	62	50	2
75-1390	Panel - Access	2	38	1	75-5350	Pin - Cylinder Rod End	61	23	2
75-1410	Panel - Floor	2	36	1	75-5350	Pin - Cylinder Rod End	59	31	3
75-1420	Cover - Steering Tower	1	2	1	75-5360	Pin - Cylinder Cap End	62	49	2
75-1430	Assembly - Brake Pedal R.H.	5	35	1	75-5370	Mount - Clamp	59	36	1
75-1440	Pedal - Brake L.H.	5	33	1	75-5380	Bracket - Clamp	59	38	1
75-1470	Shaft - Brake Pedal	5	36	1	75-5390	Roller	61	20	2
75-1490	Rod - Parking Brake	3	13	1	75-5400	Shaft - Roller	61	19	2
75-2010	Cartridge - Relief 2000 psi	15	14	1	75-5410	Bracket - Arm	60	53	2

*Not Illustrated

TORO PART NUMBER INDEX (Cont.)

3317-269

Part No.	Description	Pg. Ref. No. No. Qty.	Part No.	Description	Pg. Ref. No. No. Qty.
75-5420	Assembly - Lift Arm, Center	59 40 1	82-9060	Adjuster W/Handle	7 13 1
75-5450	Assembly - Lift Arm R.H.	59 1 1	83-4780	Housing - Charge Pump	26 32 1
75-5460	Assembly - Lift Arm L.H.	59 32 1	83-4900	Shaft - Traction	58 31 1
75-5470	Spacer	27 12 2	83-4910	Coupler - Pinion	24 40 1
75-5720	Hose - Hydraulic	13 19 1	83-4930	Arm - Steering L.H.	53 31 1
75-5740	Box - Control	10 24 1	83-4950	Arm - Steering R.H.	53 46 1
75-5810	W.A. - Tool Box	1 26 1	83-4970	Bracket - Bearing	58 3 1
75-5890	Hose - Hydraulic	16 10 1	83-5010	Assembly - Tie Rod	53 * 1
75-5890	Hose - Hydraulic	59 28 2	83-5020	Assembly - Tube & Clamp	53 12 1
75-5890	Hose - Hydraulic	14 35 1	83-5030	Asm. - Hydraulic Cylinder	53 28 1
75-5900	Hose - Hydraulic	14 30 1	83-5040	Washer	53 15 1
75-5900	Hose - Hydraulic	60 47 1	83-5100	Support - Cylinder	53 17 1
75-5910	Hose - Hydraulic	16 11 1	83-5110	Stop - Axle	53 6 2
75-5910	Hose - Hydraulic	60 60 1	83-5130	Spacer - Pinion	23 21 1
75-5940	Hose - Hydraulic	16 9 1	83-5150	Pin - Cylinder	53 18 1
75-5940	Hose - Hydraulic AUX	3 23 1	83-5160	Shim	53 29 2
75-6070	Hose - Hydraulic	17 15 1	83-5170	Stop - Reel	62 55 1
75-6070	Hose - Hydraulic L.H. (Cap)	61 11 1	83-5180	Shim - Axle	53 35 2
75-6080	Hose - Hydraulic	17 14 1	83-5190	Drive Shaft Assembly	58 * 1
75-6080	Hose - Hydraulic L.H. (Rod)	61 * 1	83-5260	Tube - Slip Yoke	58 11 1
75-6130	Hose - Hydraulic	13 9 1	83-5270	Tube - Axle, R.H.	54 16 1
75-6180	Hose - Hydraulic	17 1 2	83-5280	Axle - R.H.	54 17 1
75-6180	Hose - Hydraulic R.H.	61 21 2	83-5290	Tube - Axle, L.H.	55 44 1
75-6220	Hose - Hydraulic	53 23 1	83-5310	Axle - L.H.	54 41 1
75-6220	Hose - Hydraulic LT	3 24 1	83-5330	Washer - Bearing	54 38 1
75-6230	Hose - Hydraulic	53 24 1	83-5340	Nut - Bearing	54 37 1
75-6230	Hose - Hydraulic RT	3 18 1	83-5350	Case - Bearing	54 33 1
75-6240	Hose - Hydraulic	28 14 1	83-5360	Seal - Oil	54 36 1
75-6240	Hose - Hydraulic IN	3 19 1	83-5370	Assembly - Ring & Pinion	55 * 1
75-6250	Hose - Hydraulic	13 17 1	83-5380	Assembly - Piston Rod	57 5 1
75-6250	Hose - Hydraulic OUT	3 25 1	83-6780	Pin - Cylinder (Long)	60 61 2
75-6260	Cover - Tool Box	2 47 1	83-6790	Pin - Cylinder (Short)	60 43 1
75-6270	Cover - Control Box	10 15 1	83-7410	Roll - Bar	67 13 1
75-6280	Bracket - Hose	1 22 1	83-7430	Decal - Danger (English)	67 12 1
75-6340	Strainer - In-Line	21 41 1	83-7440	Decal - Knob (English)	6 40 1
75-6350	Hose	21 28 1	83-7460	Spacer - Wheel	53 41 2
75-6370	Cover - Sensor	60 49 1	83-7470	Shim	58 2 2
75-6380	Shaft - Fan	33 3 1	83-7480	Asm. - Hydraulic Cylinder	59 7 1
75-6390	Pulley - Fan	33 5 1	83-7490	Hydraulic Cylinder Asm.	60 67 1
75-6490	Lever - Pedal Stop	5 20 1	84-1670	Head	63 9 1
75-6510	Lever - Bracket	5 16 1	84-1670	Head	64 9 1
75-6550	Disc - Friction	5 17 1	84-1670	Head	66 9 1
75-6580	Cable - Pedal	5 7 1	84-1680	Ring - Retaining	63 11 1
75-6640	Fitting - Hydraulic 90°	14 20 2	84-1680	Ring - Retaining	64 11 1
75-6710	Decal - Fast/Slow	5 18 1	84-1680	Ring - Retaining	66 11 1
75-6820	Meter - Hour	11 47 1	84-1710	Piston	65 4 1
75-6840	Knob - Knurled	2 42 4	84-1720	Head	65 9 1
75-6850	Tube - Oil Fill	22 47 1	84-1730	Ring - Retaining	65 11 1
75-6870	Hose - Hydraulic Suction	13 28 1	84-1740	Clevis	65 12 1
75-6870	Hose - Suction	28 1 1	84-1760	Seal repair Kit	65 * 1
75-6880	Screen - Spark Arrester	32 * 1	84-8320	Insert - Hinge	59 10 4
75-6930	Valve - SCR	26 52 1	84-8590	Assembly - Shoe & Lining	25 9 4
76-1910	Shaft - Pivot	7 12 2	84-8600	Set of Lined Brake Shoes	25 * 1
76-1920	Bushing - Sleeve	7 9 4	85-4330	Cover - Gear	21 9 1
76-1930	Knob - Tension Adjustment	7 19 1	85-4340	Plate - Sensor Mounting	21 11 1
76-1940	Spring - Extension	7 14 2	85-4350	Sensor - Gear Tooth	21 5 1
76-2460	Bearing Assembly	58 5 1	85-4420	Gauge - Speedometer	10 2 1
76-2940	Bumper - Rubber	7 8 2	85-4450	Bracket - Fuse Block	10 23 1
76-4690	Axle Coupling Assembly	58 15 1	85-4460	Decal - HOC Selector	11 50 1
76-8640	Stud - Traction	27 23 1	85-4470	Assembly - Potentiometer	11 44 1
76-8730	Decal - Bolt Torque	21 1 2	85-4480	Knob	10 25 1
76-8750	Plate - Caution	30 21 1	85-4491	Lamp - Diagnostic	11 57 1
76-9430	Spring - Extension	27 8 1	85-4530	Decal - Danger (English)	6 17 1
77-0490	Decal - Bolt (English)	21 17 1	85-4610	Decal - Instruction	6 41 1
77-2870	Weldment - Hanger	7 18 1	85-4650	Connector - Loop Back	11 * 1
80-4860	Pin - Clevis	7 1 1	85-4720	Decal - Instruction	10 27 1
82-6490	Hose - Hydraulic	60 65 1	85-4730	Decal - Hydraulic Oil	1 4 1
82-6910	Screw - Cap Hex. Hd.	53 26 4	85-4730	Decal - Oil	16 7 1
82-8270	Valve - Flow Control	17 13 1	85-4750	Display - Diagnostic-ACE	8 2 1
82-8270	Valve - Flow Control	14 31 1	85-4760	Decal - Diagnostic-ACE	8 1 1
82-8270	Valve - Flow Control	60 71 1	85-9880	Asm. - Hydraulic Cylinder	60 46 1

*Not Illustrated

TORO PART NUMBER INDEX (Cont.)

Part No.	Description	Pg. No.	Ref. No.	Qty.	Part No.	Description	Pg. No.	Ref. No.	Qty.
85-9900	Plate - Spring Anchor	27	16	1	92-8754	Actuator - Reed Switch	60	51	1
85-9910	Eyebolt	27	27	1	92-8775	Gasket - Kit, Liquid	25	*	1
85-9980	Decal - ROPS	67	19	1	92-8780	Assembly - Fuel Tank	20	23	1
86-3040	Coupling - Driveshaft	32	7	1	92-8785	Reservoir - Hydraulic	13	1	1
86-7220	Gear - Pinion	21	37	1	92-8795	Assembly - Body	19	10	1
86-7230	Gear - Spur	23	14	1	92-8796	Pin - Dowel	19	14	2
86-7330	Seal Repair Kit	66	*	1	92-8863	Repair Kit	19	*	1
86-7330	Seal repair Kit	63	*	1	92-9096	Assembly - Hose	13	46	1
86-7330	Seal repair Kit	64	*	1	92-9096	Hose - Hydraulic	16	22	1
86-7520	Asm. - Trunnion Cover R.H.	26	7	1	92-9097	Set Screw	62	43	2
86-7530	Asm. - Trunnion Cover L.H.	26	49	1	92-9097	Set Screw	60	69	3
86-7540	Shaft - Pump	26	11	1	92-9098	Manifold - Tank	13	14	1
86-7550	Connector - Cover (2 Way)	11	*	2	93-0000	Hood W.A.	1	8	1
86-7560	Connector - Cover (3 Way)	11	*	3	93-0005	Strip - Foam, Top	30	11	1
86-9190	Hose - Hydraulic	14	14	2	93-0011	Grill - Hood	1	12	1
88-0440	Decal - Floor Plate	16	6	1	93-0012	Assembly - Frame	2	43	1
88-6700	Decal - ANSI (English)	2	34	1	93-0018	Frame - Seat	6	28	1
88-6960	Cartridge - 4W/2P	15	19	3	93-0020	Radiator	30	12	1
88-6970	Cartridge - N.O.	15	9	2	93-0021	Asm. - Throttle Cable Swivel	6	26	2
88-6990	Cartridge - N.C.	15	7	3	93-0022	Shroud - Fan	30	19	1
88-7020	Cartridge - N.O.	15	3	2	93-0023	Hose - Radiator Upper	30	18	1
88-9190	Solenoid - 20 Watt	15	4	6	93-0024	Hose - Radiator Lower	30	24	1
88-9200	Solenoid - 28 Watt	15	8	5	93-0025	Shield W.A. - Radiator	30	33	1
88-9460	Hose - Hydraulic	18	11	1	93-0030	Asm. - Cooler Mount R.H.	30	9	1
88-9460	Hose - Hydraulic	13	48	1	93-0032	Hsg. W.A. - Front Screen	30	2	1
91-1717	Hose - Hydraulic	18	9	1	93-0038	Support W.A. - Radiator	30	7	1
92-1180	Assembly - Seat	6	45	1	93-0043	Bracket - Fan Idler	34	55	1
92-1718	Hose - Hydraulic	18	12	1	93-0044	Muffler	32	13	1
92-1719	Hose - Hydraulic	18	8	1	93-0045	Yoke - Slip Tube	32	4	1
92-1721	Hose - Hydraulic	18	14	1	93-0047	Assembly - U-Joint	32	*	1
92-1721	Hose - Hydraulic	14	24	1	93-0047	Yoke - Shaft	32	3	1
92-1722	Hose - Hydraulic	16	1	1	93-0048	Hose - Air Cleaner	33	19	1
92-1722	Hose - Hydraulic	18	5	1	93-0049	Assembly - Engine	33	24	1
92-1723	Hose - Hydraulic	18	10	1	93-0050	Bracket - Engine L.H. Rear	33	29	1
92-1723	Hose - Hydraulic	14	27	1	93-0051	Bracket - Engine L.H. Front	34	48	1
92-1724	Hose - Hydraulic	18	1	1	93-0054	Bracket W.A. - Fan	34	52	1
92-1725	Hose - Hydraulic	14	4	1	93-0062	Belt - V	34	56	1
92-1725	Hose - Hydraulic	18	6	1	93-0063	Bracket - Engine R.H. Rear	33	*	1
92-1726	Hose - Hydraulic	18	16	1	93-0066	Asm. - Lift Arm Rear R.H.	61	28	1
92-1726	Hose - Hydraulic	16	24	1	93-0068	Asm. - Lift Arm Rear L.H.	61	*	1
92-1727	Hose - Hydraulic	18	15	1	93-0069	Pin - Pivot	62	52	2
92-1728	Hose - Hydraulic	18	17	1	93-0071	Asm. - Cooler Mount L.H.	30	*	1
92-1728	Hose - Hydraulic	14	37	1	93-0073	Cable - Throttle	6	24	1
92-1729	Hose - Hydraulic	18	20	1	93-0074	Support - Cable	34	62	1
92-1729	Hose - Hydraulic	16	25	1	93-0075	Hose - Hydraulic	21	30	1
92-1773	Screw - Cap, Hex Hd.	23	11	4	93-0075	Hose - Trans. to Cooler	31	*	1
92-1774	Seal - Oil	25	2	2	93-0076	Hose - Hydraulic	21	21	1
92-1920	Plug - Drain	38	6	1	93-0076	Hose - Trans. to Cooler	31	46	1
92-1921	Gasket - Plug, Drain	38	7	1	93-0077	Hose - Cooler, R.H.	31	49	1
92-1961	Seal	37	15	6	93-0077	Hose - Hydraulic	13	30	1
92-1961	Seal - Valve Stem	49	106	6	93-0078	Hose - Cooler, L.H.	31	*	1
92-2143	Bolt W/Washer	39	22	5	93-0078	Hose - Hydraulic	14	21	1
92-2379	Clamp - Hose	50	6	1	93-0079	Asm. - Hydraulic Cylinder	62	48	2
92-2379	Clamp - Hose	30	14	2	93-0080	Asm. - Main Wire Harness	11	56	1
92-2581	Assembly - Switch Arm	27	21	1	93-0081	Strip - Seal	1	9	1
92-4808	Sleeve - Trans. Pilot	21	15	1	93-0082	Grommet	31	58	2
92-4846	Asm. - Trans. Support	21	39	1	93-0083	Plate - Valve	26	44	1
92-4999	Fitting - Hydraulic 90°	31	51	2	93-0084	Assembly - Front Axle	22	46	1
92-5524	Decal - Noise Rating, 90	6	50	1	93-0089	Bracket - Mount LH, Cooler	30	*4	1
92-5549	Decal - Reelmaster 5300D	1	10	2	93-0090	Bracket - Mount RH, Cooler	30	4	1
92-5720	Controller - Electronic	10	31	1	93-0092	Mount - Rubber, Rear	33	30	2
92-5751	Decal - Hood Trim L.H.	1	23	1	93-0093	Bracket - Eng. Left Rear	33	33	1
92-5752	Decal - Hood Trim R.H.	1	*	1	93-0095	Bracket - Eng. Front	33	45	2
92-5791	Spacer	62	58	2	93-0096	Decal - A.C.E.	1	27	2
92-5797	Gasket - Axle	21	10	1	93-0097	Valve - SCR	26	25	1
92-6315	Cartridge - N.C.	15	22	1	93-0118	Hose - Hydraulic	17	9	2
92-6533	Kit - Cushion, Replacement	6	44	1	93-0118	Hose - Hydraulic	16	12	1
92-6534	Shell - Seat	6	43	1	93-0118	Hose - Hydraulic	14	33	1
92-8001	Sensor - Reed Switch	6	6	1	93-0119	Hose - Hydraulic	16	13	1
92-8002	Sensor - Reed Switch	59	12	1	93-0119	Hose - Hydraulic	13	21	1
92-8753	Magnet - Reed Switch	6	5	1	93-0139	Manifold - Hydraulic	16	17	1

*Not Illustrated

TORO PART NUMBER INDEX (Cont.)

3317-269

Part No.	Description	Pg. Ref. No. No. Qty.	Part No.	Description	Pg. Ref. No. No. Qty.
93-0140	Grommet	6 10 1	93-3401	Screw - Rocker	37 4 6
93-0141	Assembly - Seat Plate	6 16 1	93-3402	Bracket, Shaft, Rocker	37 11 1
93-0142	Bushing - Straight	61 36 2	93-3403	Bracket - Shaft, Rocker	37 6 2
93-0143	Cartridge - Relief 250 psi	16 18 1	93-3404	Assembly - Shaft	37 * 1
93-1358	Software - ECU RM5300D	11 * 1	93-3405	Cap - Sealing	37 8 2
93-1374	Latch - Swell	30 1 2	93-3406	Spring - Rocker	37 7 2
93-1375	Motor - Hydraulic	18 21 5	93-3407	Bolt - Bracket, Rocker	37 10 3
93-1376	Assembly - Pump, Gear	28 18 1	93-3408	Shaft - Pump, Fuel Inject.	37 21 1
93-1396	Coupler W.A. - Trans.	28 7 1	93-3409	Bearing	37 19 1
93-3102	Cap - Fuel Tank	20 22 1	93-3410	Bolt W/Washer	37 17 1
93-3103	Cap - Hydraulic Reservoir	13 8 1	93-3411	Rod - Push	37 22 6
93-3134	Assembly - Barrel	63 1 1	93-3412	Camshaft	37 24 1
93-3139	Panel - Tower	3 10 1	93-3413	Assembly - Strainer	38 13 1
93-3140	Panel - Control	10 14 1	93-3414	Gasket	38 11 1
93-3163	Spring	7 28 2	93-3414	Gasket	49 108 1
93-3164	Cap	7 27 2	93-3415	Assembly - Valve, Relief	38 22 1
93-3165	Bracket	7 29 1	93-3416	Housing	38 17 1
93-3350	Gear - Camshaft	35 35 1	93-3417	Gasket	38 16 1
93-3351	Gear - Pump, Injection	35 1 1	93-3417	Gasket	49 101 1
93-3352	Assembly - Idler, Gear	35 2 1	93-3418	Gauge - Level, Oil	38 1 1
93-3353	Bushing - Idler	35 36 1	93-3420	Assembly - Pump, Oil	38 15 1
93-3354	Crankshaft	35 27 1	93-3421	Bolt	38 14 3
93-3355	Washer - Spring	35 12 1	93-3422	Assembly - Pan, Oil	38 9 1
93-3356	Nut	35 11 1	93-3423	Gasket	39 4 1
93-3357	Pulley - Crankshaft	35 14 1	93-3423	Gasket	49 113 1
93-3358	Assembly - Sub, Flywheel	35 25 1	93-3423	Gasket - Muffler	32 15 1
93-3359	Gear - Crankshaft	35 15 1	93-3424	Gasket - Cover, Rocker	39 5 1
93-3360	Cover	35 7 1	93-3424	Gasket - Rocker	49 123 1
93-3361	Gasket - Cover	35 8 1	93-3425	Guide - Valve, In	39 8 3
93-3361	Gasket - Tie Rod Cover	49 111 1	93-3426	Bolt - Head, Cylinder	39 14 11
93-3362	Bushing - Camshaft	35 34 1	93-3427	Guide - Valve	39 15 3
93-3363	Assembly - Shaft, Idler	35 4 1	93-3428	Assembly - Head, Cylinder	39 17 1
93-3364	Ball - Steel	35 3 1	93-3429	Cap - Sealing	39 29 1
93-3365	Pin - Dowel	35 9 2	93-3430	Jet - Combustion	39 28 3
93-3366	Cap - Sealing	35 10 1	93-3431	Gasket - Cylinder Head	49 122 1
93-3367	Plug - Taper	35 32 1	93-3431	Gasket - Head, Cylinder	39 26 1
93-3368	Bolt	35 33 4	93-3432	Bolt W/Washer	39 27 2
93-3369	Cap - Sealing	35 31 2	93-3433	Assembly - Cover, Rocker	39 11 1
93-3370	Bearing - Con-Rod	35 16 6	93-3434	Gasket - Cover, Inlet	39 18 1
93-3371	Asm. - Rod, Connecting	35 23 3	93-3434	Gasket - Inlet Cover	49 124 1
93-3372	Nut	35 30 6	93-3435	Bolt W/Washer	39 9 4
93-3373	Bolt - Connecting	35 17 6	93-3436	Gasket - Exhaust	39 30 1
93-3374	Pin - Piston	35 18 3	93-3436	Gasket - Exhaust	49 125 1
93-3375	Ring Set - Piston	35 19 3	93-3437	Asm. - Manifold, Exhaust	39 31 1
93-3376	Piston - Std.	35 22 3	93-3438	Assembly - Cover, Inlet	39 20 1
93-3377	Piston - O.S. 0.25	35 * 3	93-3440	Pipe - Inlet	39 21 1
93-3378	Piston - O.S. 0.50	35 * 3	93-3441	Gasket - Inlet Pipe	49 118 1
93-3379	Set - Ring, Piston O.S. 0.25	35 * 3	93-3441	Gasket - Pipe, Inlet	39 25 1
93-3380	Set - Ring, Piston O.S. 0.50	35 * 3	93-3442	Bolt W/Washer	39 23 1
93-3381	Cap - Sealing	36 2 2	93-3443	Bolt W/Washer	39 24 1
93-3382	Cap - Sealing	36 4 1	93-3444	Cap - Filler	40 1 1
93-3383	Seal - Side	36 7 4	93-3445	Gasket - Gear	40 2 1
93-3383	Seal - Side	49 114 4	93-3445	Gasket - Gear	49 117 1
93-3384	Asm. - Block, Cylinder	36 20 1	93-3446	Plate - Front	40 4 1
93-3385	Cap - Metal	36 9 1	93-3447	Gasket - Front Plate	49 116 1
93-3386	Cap - Sealing	36 15 3	93-3447	Gasket - Plate, Front	40 5 1
93-3387	Bearing - Set Std.	36 14 1	93-3448	Case - Gear	40 6 1
93-3388	Bearing - Set U.S. 0.50 mm	36 * 1	93-3449	Bolt	40 8 8
93-3389	Bearing - Set U.S. 0.75 mm	36 * 1	93-3450	Assembly - Pump, Water	41 7 1
93-3390	Case - Seal, Oil	44 19 1	93-3451	Bolt W/Washer	41 6 2
93-3391	Gasket - Oil Seal Case	49 115 1	93-3452	Joint	41 5 1
93-3391	Gasket - Seal, Oil	44 21 1	93-3453	Gasket	41 8 1
93-3392	Seal - Oil	44 20 1	93-3453	Gasket - Water Pump	49 112 1
93-3393	Bolt	44 18 5	93-3454	Plate	41 9 1
93-3394	Valve - Inlet	37 29 3	93-3455	Gasket - Pump, Water	41 10 1
93-3395	Valve - Exhaust	37 28 3	93-3455	Gasket - Water Pump	49 110 1
93-3396	Spring - Valve	37 16 6	93-3456	Bolt W/Washer	41 4 3
93-3397	Cap - Valve	37 12 6	93-3457	Bolt W/Washer	41 11 1
93-3398	Asm. - Rocker & Shaft	37 * 1	93-3458	Pulley - Pump, Water	41 2 1
93-3399	Bolt	37 9 1	93-3459	Bolt W/Washer	41 1 4
93-3400	Assembly - Rocker	37 * 1	93-3460	V-Belt	41 3 1

*Not Illustrated

TORO PART NUMBER INDEX (Cont.)

Part No.	Description	Pg. No.	Ref. No.	Qty.	Part No.	Description	Pg. No.	Ref. No.	Qty.
93-3461	Assembly - Pump, Fuel	42	*	1	93-3530	Pin - Spring	45	18	1
93-3462	Assembly - Sub, Housing	42	30	1	93-3531	O-Ring	45	25	1
93-3463	Holder - Delivery, Valve	42	16	3	93-3532	Nut - Jam	45	33	1
93-3464	Spring - Delivery, Valve	42	14	3	93-3533	Bolt - Speed Set	45	31	2
93-3465	Gasket - Delivery, Valve	42	13	3	93-3534	Spring - Governor	45	16	1
93-3466	Assembly - Sub, Valve	42	12	3	93-3535	Spring Set - Torque	45	13	1
93-3467	Assembly - Sub, Element	42	11	3	93-3536	Stopper	45	11	1
93-3468	Sleeve - Control	42	24	3	93-3537	Spring - Torque	45	10	2
93-3469	Seat - Spring, Upper	42	25	3	93-3538	Spring - Start	45	21	1
93-3470	Spring - Plunger	42	26	3	93-3539	Shim - Shaft, Governor	45	23	1
93-3471	Assembly - Sub, Tappet	42	29	3	93-3540	Lever - Speed	45	35	1
93-3472	Assembly - Control, Rack	42	23	1	93-3541	Case - Governor	45	36	1
93-3473	Seat - Spring, Lower	42	27	3	93-3542	Lever - Spring, Governor	45	17	1
93-3474	O-Ring	42	15	3	93-3543	Lever - Tension	45	19	1
93-3475	Pin - Guide, Tappet	42	21	3	93-3544	Lever - Governor	45	22	1
93-3476	Plate	42	22	1	93-3545	Shaft - Governor	45	24	1
93-3477	Plate - Adjusting	42	20	2	93-3546	Rod - Tie	45	15	1
93-3478	Bolt - Washer Head	42	19	2	93-3547	Spring - Rod, Tie	45	14	1
93-3479	Screw - Hollow	42	10	1	93-3548	Gasket - Case, Governor	45	29	1
93-3480	Screw - Bleeder, Air	42	8	1	93-3548	Gasket - Governor Case	49	121	1
93-3481	Washer - Union, Pipe	42	9	1	93-3549	Shaft - Sleeve, Sliding	45	26	1
93-3482	Plate - Shim .25 mm	42	*	A/R	93-3550	Sleeve - Sliding	45	27	1
93-3483	Plate - Shim .35 mm	42	*	A/R	93-3551	Weight	45	28	1
93-3484	Plate - Shim .45 mm	42	*	A/R	93-3552	Wire	45	6	1
93-3485	Plate - Shim .55 mm	42	*	A/R	93-3553	Bolt	45	4	3
93-3486	Plate - Shim .65 mm	42	*	A/R	93-3554	Bolt - Case, Governor	45	3	1
93-3487	Plate - Name	42	18	1	93-3555	Assembly - Starter	46	*	1
93-3488	Rivet	42	17	2	93-3556	Screw	46	19	1
93-3489	Assembly - Nozzle & Holder	42	*	1	93-3556	Screw Set	46	3	1
93-3490	Assembly - Sub, Body	42	7	3	93-3557	Assembly - Bracket, Front	46	4	1
93-3491	Washer - 1.25 mm	42	6	A/R	93-3558	Assembly - Lever	46	5	1
93-3492	Washer - 1.3 mm	42	*	A/R	93-3559	Spring Set	46	6	1
93-3493	Washer - 1.35 mm	42	*	A/R	93-3560	Assembly - Bracket, Center	46	7	1
93-3494	Washer - 1.4 mm	42	*	A/R	93-3561	Assembly - Switch	46	8	1
93-3495	Washer - 1.45 mm	42	*	A/R	93-3562	Armature Set	46	*	1
93-3496	Washer - 1.5 mm	42	*	A/R	93-3563	Bearing - Front	46	13	1
93-3497	Washer - 1.55 mm	42	*	A/R	93-3564	Bearing - Rear	46	14	1
93-3498	Washer - 1.6 mm	42	*	A/R	93-3565	Bolt Set	46	18	2
93-3499	Washer - 1.65 mm	42	*	A/R	93-3566	Assembly - Shaft, Clutch	46	*	1
93-3500	Washer - 1.7 mm	42	*	A/R	93-3567	Pinion Set	46	2	1
93-3501	Spring - Pressure	42	5	3	93-3568	Gear Set	46	21	1
93-3502	Pin - Pressure	42	4	3	93-3569	Gear	46	11	1
93-3503	Assembly - Nozzle	42	2	3	93-3570	Cover Set	46	10	1
93-3504	Assembly - Solenoid	44	22	1	93-3571	Assembly - Yoke	46	15	1
93-3505	Bracket - Starter	44	24	1	93-3572	Bolt Set	46	9	1
93-3506	Plug - Glow	44	16	3	93-3573	Assembly - Holder	46	16	1
93-3507	Plate - Connection	44	6	1	93-3574	Spring - Brush	46	20	4
93-3508	Plate - Adjusting	43	16	1	93-3575	Assembly - Bracket, Rear	46	17	1
93-3509	Nut	43	12	1	93-3576	Stopper Set	46	1	1
93-3510	Washer - Spring	43	13	1	93-3577	Assembly - Alternator	47	*	1
93-3511	Washer - Plain	43	14	1	93-3578	Nut - Set	47	1	1
93-3512	Bolt - Alternator	43	15	1	93-3579	Assembly - Pulley	47	2	1
93-3513	Pipe - Injector No.1	44	7	1	93-3580	Bolt Set	47	4	1
93-3514	Pipe - Injector No.2	44	10	1	93-3581	Assembly - Bracket, Front	47	10	1
93-3515	Pipe - Injector No.3	44	11	1	93-3582	Screw Set	47	3	1
93-3516	Pipe - Leak Off, Fuel	44	15	1	93-3583	Bearing - Front	47	5	1
93-3517	Bolt	44	3	4	93-3584	Assembly - Rotor	47	7	1
93-3518	Nipple - Swivel	44	2	1	93-3585	Bearing - Rear	47	6	1
93-3519	Assembly - Case, Therm.	43	11	1	93-3586	Assembly - Stator	47	12	1
93-3520	Pipe	43	21	1	93-3587	Assembly - Bracket, Rear	47	14	1
93-3521	Gasket - Case, Thermostat	43	8	1	93-3588	Regulator Set	47	13	1
93-3522	Gasket - Thermo Case	49	120	1	93-3589	Brush	47	11	2
93-3523	Bolt W/Washer	43	19	3	93-3590	Assembly - Rectifier	47	9	1
93-3524	Assembly - Hose, Fuel	43	1	1	93-3591	Nut - Set	47	8	1
93-3525	Thermostat	43	7	1	93-3593	Packing - Body	49	119	1
93-3526	Gauge	43	3	1	93-3594	Hose - Breather	39	13	1
93-3527	Switch	43	10	1	93-3595	Clip - Hose	39	32	1
93-3528	Gasket	43	9	1	93-3596	Pipe - Oil Jet	35	20	3
93-3529	Gasket	49	109	1	93-3597	Bearing - Set U.S. 0.25 mm	36	*	1
93-3528	Plug	43	2	1	93-3598	Cap - Sealing	39	19	1
93-3529	Assembly - Case, Governor	45	1	1	93-3599	Gasket - Liquid	38	*	1

*Not Illustrated

TORO PART NUMBER INDEX (Cont.)

3317-269

Part No.	Description	Pg. Ref. No. No. Qty.	Part No.	Description	Pg. Ref. No. No. Qty.
93-3601	Decal - Instructions	1 25 1	219-19	Bulb - Light	11 * 1
93-3604	Gasket	28 6 1	231-134	Tire	22 53 2
93-3609	Bolt - Special	4 36 4	231-141	Tire	53 37 2
93-3611	Asm. - Control Manifold	14 6 1	232-27	Stem - Valve	21 3 2
93-3614	Assembly - Cover	19 4 1	232-35	Valve - Stem	53 40 2
93-3616	Assembly - Idler Gear	19 6 1	233-17	Knob - Parking Brake	3 9 1
93-3617	Assembly - Differential	24 * 1	233-42	Knob	5 19 1
93-3617	Assembly - Drive Shaft	19 7 1	233-42	Knob - Throttle	6 34 1
93-3618	Assembly - Gear & Pinion	24 * 1	237-21	O-Ring	16 2 7
93-3619	Upper Housing	24 26 1	237-21	O-Ring	17 2 7
93-3621	Bracket - Eng. Right Rear	33 * 1	237-21	O-Ring	18 4 8
93-3625	Spring - Return, Joystick	11 58 1	237-21	O-Ring	61 14 4
93-3626	Bracket - Hose	2 41 1	237-21	O-Ring	14 18 4
93-3626	Bracket - Hose	30 35 1	237-21	O-Ring	53 22 2
93-3639	Decal - Warning (English)	2 48 1	237-21	Seal - O-Ring	59 5 6
93-3640	Stop - Reel	62 * 1	237-22	O-Ring	14 1 4
93-3641	Plate - Idler, Stop	6 52 1	237-22	O-Ring	16 14 2
93-3642	Tube - Hydraulic	28 12 1	237-22	O-Ring	3 14 5
93-3642	Tube - Hydraulic	14 38 1	237-22	O-Ring	28 15 1
93-3643	Tube - Hydraulic	28 13 1	237-22	O-Ring	18 19 10
93-3643	Tube - Hydraulic	14 39 1	237-22	O-Ring	21 20 2
93-3644	Guard - Flywheel	32 22 1	237-22	O-Ring	13 23 6
93-3664	O-Ring	54 14 2	237-22	O-Ring	31 47 2
93-3665	O-Ring	54 15 2	237-30	O-Ring	28 11 2
93-3666	Gear Box - Axle	56 23 2	237-30	O-Ring	15 12 1
93-3667	Case - Knuckle	56 38 2	237-30	O-Ring	14 13 4
93-3668	Washer - Thrust	56 21 2	237-42	O-Ring	15 5 2
93-3669	Bearing - Needle	56 22 2	237-42	O-Ring	16 16 2
93-3670	O-Ring	56 1 4	237-42	O-Ring	13 25 4
93-3671	Pin - Dowel	56 7 4	237-65	O-Ring	13 10 5
93-3672	Arm - Knuckle	56 8 2	237-65	O-Ring	14 22 1
93-4268	Kit - Flange	29 * 1	237-65	O-Ring	31 50 2
93-4269	Kit - Housing, Section 1	29 * 1	237-78	O-Ring	15 1 12
93-4270	Kit - Housing, Section 2	29 * 1	237-78	O-Ring	18 2 5
93-4271	Kit - Housing, Section 3	29 * 1	237-78	O-Ring	59 3 6
93-4272	Kit - Individual Pieces	29 * 1	237-78	O-Ring	16 4 7
93-4277	Kit - Valve	29 19 1	237-78	O-Ring	17 4 8
93-4278	Pin - Dowel	29 4 4	237-78	O-Ring	14 7 6
93-4279	Plate - Distance	29 13 2	237-78	O-Ring	61 12 4
93-4280	Coupling	29 9 2	237-78	O-Ring	53 20 2
93-4281	Pin - Dowel	29 22 4	237-78	O-Ring	21 22 1
93-4282	Block - Valve	29 18 1	237-79	O-Ring	14 9 6
93-4283	Bolt	29 17 4	237-79	O-Ring	15 10 1
93-4284	Spacer - Cooler, Engine	38 31 1	237-79	O-Ring	28 17 3
93-4285	Cooler - Oil, Engine	38 26 1	237-79	O-Ring	18 18 10
93-4286	O-Ring	38 32 1	237-79	O-Ring	21 18 2
93-4287	O-Ring	38 30 1	237-79	O-Ring	13 45 1
93-4288	Fitting - Block, Engine	38 29 1	237-80	O-Ring	15 20 1
93-4289	Hose - Cooler, Outlet	38 28 1	237-81	O-Ring	13 12 4
93-4290	Connector - Cooler	38 25 1	237-81	O-Ring	21 25 2
93-4291	Fitting - Pump, Water	38 23 1	237-81	O-Ring	14 26 1
93-4292	Screw - Cap Hex. Hd.	38 35 1	237-141	Bumper	1 6 2
93-4294	Hose - Cooler, Inlet	38 33 1	237-156	O-Ring	15 16 2
93-4295	Assembly - Filter, Oil	38 4 1	237-161	O-Ring	21 36 1
93-4296	Clamp-R	38 24 1	237-163	O-Ring	28 9 1
93-4297	Clamp - Hose	38 27 4	237-165	Grommet	53 9 2
93-7013	Guide - Gauge, Oil Level	38 3 1	237-181	O-Ring	22 51 1
217-120	Rim	22 52 2	240-3	Grommet	31 57 2
217-121	Rim	53 38 2	240-11	Grommet	20 28 3
218-446	Nut - Locking	10 10 1	240-11	Grommet	13 39 3
218-447	Washer - E.T.L.W.	10 11 1	242-34	Stud-Flange, Axle	25 11 10
218-498	Nut - Hex.	10 4 4	2411-36	Bearing - Rod End	5 2 1
218-498	Nut - Lock	31 54 2	2412-3	Clamp - Hose	30 27 2
218-533	Lens - Red	22 55 1	2412-4	Clamp	33 16 2
218-535	Nut - Lock	22 58 1	2412-34	Clamp - Hose	28 2 1
218-536	Washer - Lock	22 57 1	2412-34	Clamp - Hose	30 15 2
218-573	Fuse - 5A	10 20 1	2412-34	Clamp - Hose	13 18 3
218-578	Fuse - 10A	10 * 3	2412-36	Clamp - Drain	20 24 1
218-579	Wire - Fuel Pump	20 34 1	2412-42	Clamp - Hose	50 1 1
218-590	Switch - Micro	11 38 2	2412-71	Clamp - R	34 51 1
219-17	Bulb - Light	10 * 4	2412-72	R-Clamp	6 51 1

*Not Illustrated

TORO PART NUMBER INDEX (Cont.)

Part No.	Description	Pg. No.	Ref. No.	Qty.	Part No.	Description	Pg. No.	Ref. No.	Qty.
2412-74	Clamp-R	62	57	2	321-8	Screw - Cap Hex. Hd.	20	6	2
2412-81	Clamp - R	32	21	1	321-11	Screw - Cap Hex. Hd.	16	5	2
2412-92	Clamp - Hose	33	20	1	321-11	Screw - Cap Hex. Hd.	17	6	4
2412-93	Clamp - R	6	18	1	321-15	Screw - Cap Hex. Hd.	10	33	3
2412-93	Clamp - R	50	23	1	321-18	Screw - Cap Hex. Hd.	16	28	2
2412-93	Clamp - R	13	32	2	321-23	Screw - Cap Hex. Hd.	13	13	2
2412-103	Clamp - R	30	29	2	321-39	Screw - Cap Hex. Hd.	1	15	7
2412-104	Clamp-R	62	53	1	321-39	Screw - Cap Hex. Hd.	10	26	2
2412-107	Clamp - R	62	51	1	322-2	Screw - Cap Hex. Hd.	30	43	2
2412-107	R-Clamp	2	51	1	322-2	Screw - Cap Hex. Hd.	34	61	4
2412-108	Clamp - Hose	20	12	11	322-3	Screw - Cap Hex. Hd.	33	14	4
2412-126	Clamp-R	11	53	1	322-3	Screw - Cap Hex. Hd.	6	14	9
2412-129	Clamp - Hose	21	27	2	322-3	Screw - Cap Hex. Hd.	27	18	2
2412-133	Clamp - R	6	42	2	322-3	Screw - Cap Hex. Hd.	5	25	8
251-8	Bearing - Ball	56	6	2	322-3	Screw - Cap Hex. Hd.	50	26	6
251-77	Collar - Locking	58	25	1	322-3	Screw - Cap Hex. Hd.	14	28	4
251-259	Bearing - Ball	27	11	2	322-3	Screw - Cap Hex. Hd.	1	30	4
251-263	Bearing - Ball	56	25	2	322-3	Screw - Cap Hex. Hd.	10	35	3
251-318	Bearing - Ball	33	7	2	322-4	Screw - Cap Hex. Hd.	50	11	3
251-337	Bearing - Ball	58	26	1	322-4	Screw - Cap Hex. Hd.	33	18	2
251-344	Bearing - Ball	54	4	1	322-4	Screw - Cap Hex. Hd.	30	36	2
251-345	Bearing - Ball	54	13	1	322-4	Screw - Cap Hex. Hd.	2	40	2
251-347	Bearing - Ball	56	12	2	322-5	Screw - Cap Hex. Hd.	61	6	3
251-348	Bearing - Ball	56	3	2	322-5	Screw - Cap Hex. Hd.	1	19	4
251-349	Bearing - Ball	56	17	2	322-5	Screw - Cap Hex. Hd.	59	26	3
251-350	Bearing - Ball	54	18	2	322-5	Screw - Cap Hex. Hd.	11	54	1
253-155	Seal	58	13	2	322-5	Screw - Cap Hex. Hd.	31	60	4
254-65	Cone-Tapered Bearing	24	28	2	322-6	Screw - Cap Hex. Hd.	7	30	1
254-66	Cup-Tapered Bearing	24	27	2	322-6	Screw - Cap Hex. Hd.	34	47	8
254-91	Cone-Bearing	24	23	1	322-6	Screw - Cap Hex. Hd.	61	17	4
254-108	Bearing - Roller, Tapered	54	31	1	322-7	Screw - Cap Hex. Hd.	27	10	1
254-109	Bearing - Roller, Tapered	54	39	1	322-8	Screw - Cap Hex. Hd.	58	19	4
256-42	Bushing - Sleeve	5	34	2	322-9	Screw - Cap Hex. Hd.	32	2	2
256-113	Bushing - Flange	27	19	2	322-10	Screw - Cap Hex. Hd.	27	3	1
256-115	Washer - Thrust	61	26	8	322-12	Screw - Cap Hex. Hd.	61	32	2
256-115	Washer - Thrust	59	41	11	323-4	Screw - Cap Hex. Hd.	6	2	2
256-236	Bearing - Flange	5	24	4	323-4	Screw - Cap Hex. Hd.	13	43	2
256-287	Bushing - Flange	61	38	4	323-5	Screw - Cap Hex. Hd.	20	26	3
281-7	Plug - Pipe, Square Hd.	56	37	2	323-5	Screw - Cap Hex. Hd.	13	36	3
281-10	Plug - Socket, Hex.	56	27	2	323-6	Screw - Cap Hex. Hd.	33	11	2
282-4	Clevis - Spring	61	3	2	323-6	Screw - Cap Hex. Hd.	62	54	2
282-4	Clevis - Spring	59	21	3	323-7	Screw - Cap Hex. Hd.	53	1	4
283-6	Pin - Clevis	61	10	2	323-7	Screw - Cap Hex. Hd.	34	57	1
283-6	Pin - Clevis	59	15	3	323-9	Screw - Cap Hex. Hd.	5	3	1
283-58	Pin - Clevis	5	30	4	323-9	Screw - Cap Hex. Hd.	53	11	2
284-3	Plug - Welch	58	20	1	323-9	Screw - Cap Hex. Hd.	50	15	1
302-5	Fitting - Grease	58	4	2	323-11	Screw - Cap Hex. Hd.	59	39	1
302-5	Fitting - Grease	32	5	1	323-12	Screw - Cap Hex. Hd.	28	4	2
302-5	Fitting - Grease	57	7	2	323-12	Screw - Cap Hex. Hd.	21	32	2
302-5	Fitting - Grease	59	11	6	323-12	Screw - Cap Hex. Hd.	33	36	1
302-5	Fitting - Grease	63	13	1	323-12	Screw - Cap Hex. Hd.	60	56	2
302-5	Fitting - Grease	64	13	1	323-14	Screw - Cap Hex. Hd.	33	44	3
302-5	Fitting - Grease	65	13	1	323-20	Screw - Cap Hex. Hd.	22	49	2
302-5	Fitting - Grease	66	13	1	324-7	Screw - Cap Hex. Hd.	21	29	4
302-5	Fitting - Grease	27	20	1	325-4	Screw - Cap Hex. Hd.	33	31	8
302-5	Fitting - Grease	61	29	4	325-4	Screw - Cap Hex. Hd.	61	35	4
302-5	Fitting - Grease	5	39	1	325-4	Screw - Cap Hex. Hd.	60	59	6
302-11	Fitting - Grease	53	49	1	325-5	Screw - Cap Hex. Hd.	53	3	4
302-55	Fitting - Grease	53	34	2	325-5	Screw - Cap Hex. Hd.	67	8	9
302-58	Fitting - Grease	58	10	1	325-7	Screw - Cap Hex. Hd.	21	13	2
304-46	Drain - Radiator	30	10	1	327-2	Screw - Cap Hex. Hd.	53	4	1
304-46	Fitting - Drain	20	25	1	328-7	Screw - Cap Hex. Hd.	59	18	4
321-2	Screw - Cap Hex. Hd.	13	6	1	328-12	Screw - Cap Hex. Hd.	59	13	2
321-2	Screw - Cap Hex. Hd.	21	6	1	3210-8	Screw - Cap, Hex Hd.	23	19	8
321-3	Screw - Cap Hex. Hd.	50	9	1	3212-4	Bolt	6	48	2
321-4	Screw - Cap Hex. Hd.	33	12	1	3212-4	Screw - Cap Hex. Hd.	67	*	2
321-4	Screw - Cap Hex. Hd.	30	23	7	3217-6	Nut	7	32	1
321-4	Screw - Cap Hex. Hd.	6	31	2	3217-6	Nut - Hex.	27	28	1
321-4	Screw - Cap Hex. Hd.	59	35	2	3217-9	Nut - Lock	67	9	3
321-6	Screw - Cap Hex. Hd.	50	22	2	3218-1	Nut - Jam	22	50	1
321-6	Screw - Cap Hex. Hd.	20	31	2	3219-2	Nut	23	1	8

*Not Illustrated

TORO PART NUMBER INDEX (Cont.)

3317-269

Part No.	Description	Pg. Ref. No. No. Qty.	Part No.	Description	Pg. Ref. No. No. Qty.
3220-3	Nut - Jam	5 1 2	3256-26	Washer - Flat	3 22 1
3220-6	Nut	4 27 1	3256-26	Washer - Flat	7 24 2
3220-6	Nut - Steering Wheel	3 8 1	3256-40	Washer - Flat	34 66 2
3230-2	Bolt - Carriage	33 15 1	3256-46	Washer - Flat	7 20 1
3230-3	Bolt - Carriage	58 1 3	3256-69	Washer - Thrust	5 31 3
3234-5	Screw - Whiz Lock	30 3 6	3256-70	Washer - Flat	32 12 2
3234-14	Screw - Hex. Washer Hd.	2 33 14	3256-78	Washer - Flat	33 25 1
3234-17	Screw - Cap Hex. Hd.	32 11 1	3258-19	Screw - Machine	51 6 2
3245-35	Screw - Set	58 24 1	3258-166	Screw - Phillips Hd.	10 12 5
3250-29	Screw - Cap Hex. Hd.	6 7 4	3258-166	Screw - Phillips Hd.	3 28 2
3253-3	Washer - Lock	21 7 1	3258-166	Screw - Phillips Hd.	2 46 3
3253-3	Washer - Lock	58 16 6	3269-10	Washer - Back-up	30 30 7
3253-3	Washer - Lock	6 30 1	3269-13	Rivet - Pop	30 32 17
3253-3	Washer - Lock	10 32 3	3269-15	Rivet - Pop	30 5 8
3253-4	Washer - Lock	3 2 2	3272-2	Pin - Cotter	5 5 2
3253-4	Washer - Lock	6 13 4	3272-4	Pin - Cotter	1 11 2
3253-4	Washer - Lock	61 16 2	3272-5	Pin - Cotter	3 17 3
3253-4	Washer - Lock	27 17 2	3272-10	Pin - Cotter	27 1 1
3253-4	Washer - Lock	1 20 4	3272-10	Pin - Cotter	61 4 2
3253-4	Washer - Lock	14 29 4	3272-10	Pin - Cotter	59 17 3
3253-4	Washer - Lock	30 39 4	3272-10	Pin - Cotter	3 21 1
3253-4	Washer - Lock	34 60 4	3272-10	Pin - Cotter	6 21 2
3253-5	Washer - Lock	28 5 2	3272-10	Pin - Cotter	5 40 4
3253-6	Washer - Lock	67 * 2	3272-11	Pin - Cotter	53 10 1
3253-6	Washer - Lock	7 25 2	3272-17	Pin - Cotter	56 31 2
3253-6	Washer - Lock	6 47 2	3273-26	Screw - Hex. Socket Hd.	11 45 2
3253-7	Washer - Lock	67 7 9	3274-8	Screw - Cap Hex. Hd.	58 17 6
3253-7	Washer - Lock	33 32 8	3274-34	Screw - Socket Flat Hd.	58 30 1
3253-7	Washer - Lock	62 39 4	3290-93	Screw - Cap Hex. Hd.	11 39 4
3253-7	Washer - Lock	60 58 6	3290-271	Rivet - Pop	30 20 2
3253-15	Washer - Lock	20 9 5	3290-336	Tie - Cable	61 1 1
3253-21	Washer - Lock	50 16 1	3290-336	Tie - Cable	59 14 3
3253-21	Washer - Lock	21 33 2	3290-354	Plate - Nut	10 36 2
3253-21	Washer - Lock	33 35 1	3290-378	Tie - Cable	3 * 3
3253-21	Washer - Lock	13 42 2	3290-378	Tie - Cable	30 17 1
3253-33	Washer - Lock	7 31 1	3290-378	Tie - Cable	53 25 1
3255-8	Washer - Lock	33 22 2	3290-378	Tie - Cable	62 42 3
3255-8	Washer - Lock ETLW	3 31 1	3290-378	Tie - Cable	60 68 5
3255-9	Washer - Lock E.T.L.W.	34 49 1	3290-461	Washer - Belleville	5 21 1
3256-1	Washer - Flat	10 13 5	3290-488	Boot - Lift Control	11 40 1
3256-1	Washer - Flat	1 14 10	3290-489	Knob - Lift Control	10 3 1
3256-1	Washer - Flat	3 29 2	3296-2	Nut - Lock	10 18 3
3256-3	Washer - Flat	2 31 4	3296-3	Nut - Lock	6 27 3
3256-3	Washer - Flat	10 34 4	3296-9	Nut - Hex.	27 24 2
3256-5	Washer - Flat	7 4 1	3296-20	Nut - Lock	3 16 4
3256-6	Washer - Flat	62 40 4	3296-23	Nut - Lock	53 7 4
3256-6	Washer - Flat	60 57 6	3296-23	Nut - Lock	21 16 2
3256-22	Washer - Flat	20 4 2	3296-29	Nut - Lock	58 6 7
3256-22	Washer - Flat	5 6 2	3296-29	Nut - Lock	27 9 4
3256-22	Washer - Flat	3 11 4	3296-29	Nut - Lock	61 9 8
3256-22	Washer - Flat	30 22 4	3296-29	Nut - Lock	32 14 2
3256-22	Washer - Flat	59 34 2	3296-29	Nut - Lock	5 23 8
3256-23	Washer - Flat	61 7 10	3296-29	Nut - Lock	6 23 9
3256-23	Washer - Flat	6 12 8	3296-29	Nut - Lock	50 27 4
3256-23	Washer - Flat	3 15 6	3296-29	Nut - Lock	33 43 10
3256-23	Washer - Flat	33 17 6	3296-29	Nut - Lock	60 45 3
3256-23	Washer - Flat	1 18 6	3296-29	Nut - Lock	31 59 2
3256-23	Washer - Flat	50 25 2	3296-39	Nut - Lock	53 8 2
3256-23	Washer - Flat	59 25 3	3296-39	Nut - Lock	6 9 3
3256-23	Washer - Flat	30 38 4	3296-39	Nut - Lock	61 31 6
3256-24	Washer	7 5 1	3296-39	Nut - Lock	21 35 2
3256-24	Washer - Flat	53 2 2	3296-39	Nut - Lock	33 38 4
3256-24	Washer - Flat	5 4 1	3296-39	Nut - Lock	5 38 1
3256-24	Washer - Flat	50 17 1	3296-39	Nut - Lock	53 45 2
3256-24	Washer - Flat	6 19 3	3296-39	Nut - Lock	60 52 2
3256-24	Washer - Flat	59 24 3	3296-42	Nut - Lock	20 3 2
3256-24	Washer - Flat	61 30 4	3296-42	Nut - Lock	1 13 7
3256-24	Washer - Flat	13 41 2	3296-42	Nut - Lock	13 15 2
3256-24	Washer - Flat	34 50 4	3296-42	Nut - Lock	50 20 3
3256-26	Washer - Flat	27 2 1	3296-42	Nut - Lock	16 21 4
3256-26	Washer - Flat	67 6 9	3296-42	Nut - Lock	10 22 4

*Not Illustrated

TORO PART NUMBER INDEX (Cont.)

Part No.	Description	Pg. No.	Ref. No.	Qty.	Part No.	Description	Pg. No.	Ref. No.	Qty.
3296-42	Nut - Lock	30	25	7	32152-10	Nut	64	2	1
3296-42	Nut - Lock	3	30	2	32152-10	Nut	65	2	1
3296-42	Nut - Lock	59	37	2	32152-10	Nut	66	2	1
3296-42	Nut - Lock	34	63	1	340-2	Fitting - Hydraulic Straight	16	15	2
3296-44	Nut - Lock	7	22	1	340-3	Fitting - Hydraulic Straight	14	5	1
3296-44	Nut - Lock	32	23	3	340-3	Fitting - Hydraulic Straight	28	16	1
3296-44	Nut - Lock	59	23	4	340-3	Fitting - Hydraulic, Straight	21	19	2
3296-48	Nut - Lock	21	45	4	340-4	Fitting - Hydraulic Straight	28	10	2
3296-51	Nut - Lock	59	19	6	340-8	Fitting - Hydraulic Straight	13	11	2
3296-54	Nut - Lock	6	4	4	340-13	Fitting - Hydraulic Straight	17	12	2
3296-56	Nut - Lock	21	4	2	340-13	Fitting - Hydraulic Straight	14	19	2
3296-59	Nut - Lock	5	22	1	340-18	Fitting - Hydraulic 90°	14	2	2
3296-59	Nut - Lock	6	35	2	340-18	Fitting - Hydraulic 90°	18	7	10
3296-59	Nut - Lock	34	54	1	340-21	Fitting - Hydraulic Tee	18	13	1
32104-76	Screw - Thread Forming	60	48	2	340-77	Fitting - Hydraulic 90°	13	22	1
32105-1	Screw - Cap Hex. Hd.	11	43	1	340-77	Fitting - Hydraulic 90°	16	27	1
32105-13	Screw - Cap Hex. Hd.	10	17	2	340-82	Fitting - Hydraulic 90°	13	47	2
32105-21	Screw	27	4	2	340-87	Fitting - Hydraulic 45°	13	27	1
32107-11	Nut - Square	51	5	2	340-92	Fitting - Hydraulic Straight	17	3	4
32108-9	Screw - Machine	21	12	1	340-92	Fitting - Hydraulic Straight	14	17	2
32120-74	Ring - Retaining	26	53	1	340-92	Fitting - Hydraulic Straight	16	26	4
32120-93	Ring - Retaining	61	25	4	340-13	Fitting - Hydraulic 45°	60	64	2
32120-93	Ring - Retaining	59	29	6	340-101	Fitting - Hydraulic 45°	15	11	1
32121-2	Pin - Roll	33	4	2	340-101	Fitting - Hydraulic 45°	14	10	2
32121-6	Pin - Roll	5	9	1	340-103	Fitting - Hydraulic 45°	18	3	5
32121-16	Pin - Roll	5	32	1	340-103	Fitting - Hydraulic 45°	61	13	1
32121-34	Pin - Roll	58	18	1	340-124	Fitting - Straight	31	48	2
32121-38	Pin - Roll	6	22	1	340-132	Fitting - Hydraulic 90°	16	3	3
32121-45	Pin - Roll	5	10	2	340-132	Fitting - Hydraulic 90°	59	4	5
32121-50	Pin - Roll	5	41	1	340-132	Fitting - Hydraulic 90°	17	8	1
32121-122	Pin - Roll	62	44	2	340-132	Fitting - Hydraulic 90°	53	21	2
32121-122	Pin - Roll	60	55	3	340-132	Fitting - Hydraulic 90°	61	22	3
32122-24	Screw - Round Hd.	20	10	5	340-139	Fitting - Hydraulic 90°	14	23	1
32128-20	Nut - Flange Head	32	18	1	340-139	Fitting - Hydraulic 90°	13	35	1
32128-20	Nut - Lock	50	19	3	340-143	Fitting - Hydraulic 90°	17	11	1
32128-20	Nut - Whiz	30	8	6	340-143	Fitting - Hydraulic 90°	15	18	1
32128-26	Nut - Flange	7	21	4	340-143	Fitting - Hydraulic 90°	14	32	1
32128-33	Nut - Flange Head	2	45	3	340-143	Fitting - Hydraulic 90°	60	70	1
32128-33	Nut - Lock	17	10	4	351-78	Edging	6	1	1
32128-33	Nut - Lock, Flange Hd.	11	55	3	353-512	Fitting - Hydraulic Plug	17	5	2
32128-33	Nut - Lock, Flange	20	36	2	353-550	Fitting - Plug	13	44	1
32136-13	Nut - Slotted	53	16	2	353-599	Pin - Dowel	19	3	2
32144-1	Screw - Cap Hex. Hd.	11	41	2	353-682	Fitting - Hydraulic Straight	13	20	1
32144-4	Screw - Self Tapping	53	19	1	353-781	Fitting - 90°	20	30	2
32144-10	Screw - Hex. Washer Hd.	13	33	2	353-989	Plug	15	6	2
32144-14	Screw - Self Tapping	60	66	3	353-990	Plug	15	2	11
32144-18	Screw - Cap Hex. Hd.	11	46	2	353-991	Plug	15	17	2
32144-21	Screw	3	6	1	354-20	Fitting - Fuel Tee	20	15	1
32144-22	Screw - Cap Hex. Hd.	27	13	4	354-21	Fitting - Fuel Straight	20	17	1
32144-26	Screw - Self-Tapping	3	1	2	354-22	Fitting - Fuel, Straight	20	14	2
32144-49	Screw - Hex. Washer Hd.	62	56	2	354-46	Ring - Seal	19	8	1
32144-112	Screw - Cap Hex. Hd.	21	8	8	354-50	Screw - Hex Socket Hd.	19	1	4
32144-112	Screw - Thread Forming	23	13	8	354-51	Washer	19	2	4
32148-7	Nut - Clinch	30	34	2	354-70	Plug	15	21	1
32149-1	Nut - Lock	34	59	1	354-72	Fitting - Hydraulic 45°	21	42	1
32151-36	Ring - Retaining	62	47	4	354-73	Fitting - Hydraulic Straight	13	24	2
32151-41	Ring - Retaining	19	13	1	354-74	Fitting - Hydraulic Plug	13	16	1
32151-48	Ring - Retaining	61	5	2	354-75	Fitting - Hydraulic 90°	21	40	1
32151-48	Ring - Retaining	59	20	3	354-77	Fitting - Hydraulic Test Port	21	23	1
32151-61	Ring - Retaining	61	18	4	354-77	Fitting - Test Port	14	11	2
32151-62	Ring - Retaining	21	38	1	354-78	Fitting - Hydraulic	28	3	1
32151-87	Ring - Retaining	58	21	1	354-79	Cap - Test Port	14	12	2
32152-10	Nut	63	2	1	354-79	Cap - Test Port	21	24	1

TABLE OF CONTENTS

Description	Page	Description	Page
Frame & Body Assembly	1-2	Valve, Camshaft And Rocker Assembly	37
Steering Tower Assembly	3	Oil Pan, Pump Relief Valve	38
Steering Valve Assembly No. 75-0600	4	Cylinder Head, Manifold & Cover Assembly	39
Traction & Brake Pedals Assembly	5	Timing Gear Case	40
Seat & Throttle Assembly	6	Water Pump Assembly	41
Seat Suspension Assembly	7	Fuel Injection Pump Assembly	42
Diagnostic-ACE Display Assembly	8	Thermostat And Alternator Mount Assembly	43
Electrical Schematic	9	Fuel And Starter System Assembly	44
Control Console Assembly	10-11	Governor	45
Hydraulic Schematic	12	Starter Assembly	46
Hydraulic Reservoir Assembly	13	Alternator Assembly	47
Hydraulic Control Manifold Assembly	14	Overhaul Gasket Kit	48-49
Control Manifold Assembly	15	Engine Components Assembly	50
Front Hydraulic Manifolds	16	Air Cleaner Assembly	51
Rear Hydraulic Manifolds	17	Fuel Filter Assembly	52
Cutting Unit Hydraulic Components	18	Rear Axle Installation Assembly	53
Reel Motor Assembly No. 93-1375	19	Rear Axle Assembly No. 68-6823	54-56
Fuel Tank Assembly	20	Hydraulic Cylinder No. 83-5030	57
Front Axle & Transmission Assembly	21-22	Drive Shaft Assembly	58
Front Axle Assembly No. 93-0084	23-24	Front Lift Arms Assembly	59-60
Brake Assembly	25	Rear Lift Arms Assembly	61-62
Transmission Assembly No. 75-0012	26	Hydraulic Cylinder Assembly No. 93-0079	63
Traction Control Assembly	27	Hydraulic Cylinder Assembly No. 85-9880	64
Gear Pump Installation Assembly	28	Hydraulic Cylinder Assembly No. 83-7480	65
Hydraulic Pump Assembly No. 93-1376	29	Hydraulic Cylinder Assembly No. 83-7490	66
Radiator Assembly	30-31	R.O.P.S. Assembly (Optional)	67
Muffler & Pump Drive Assembly	32	Special Tools	68
Engine Installation Assembly	33-34	International Parts Reference	69-70
Timing Gear, Piston, Flywheel & Crankshaft	35	Part Number Index	71-82
Cylinder Block And Bearing Assembly	36		

PRODUCT CHANGES

In an effort to make improvements available to TORO owners as quickly as possible, minor changes are incorporated into Toro's products from time to time that do not become immediately shown in the Parts Catalog. If such a change has been made in your unit, which is not reflected in your manual, see your TORO Distributor or his Authorized TORO Service Dealer for information and part numbers.

IDENTIFICATION AND ORDERING

MODEL AND SERIAL NUMBERS

The Reelmaster® 5300D has two identification numbers; a model number and a serial number. The two numbers are stamped on a decal which is located on the traction unit frame under the seat. In any correspondence concerning the Reelmaster 5300D, supply model and serial numbers to assure that correct information and replacement parts are obtained.

To order replacement parts from an Authorized TORO Service Dealer, supply the following information:

1. Model and serial number of the Reelmaster 5300D.
2. Part number, description, and the quantity of part(s) desired.

NOTE: Do not order by reference number if a parts catalog is being used; use the PART NUMBER.

COUNTRIES OTHER THAN THE UNITED STATES OR CANADA

Customers who have purchased TORO products exported from the United States or Canada should contact their Toro

Distributor (Dealer) to obtain guarantee policies for your country, province or state.

