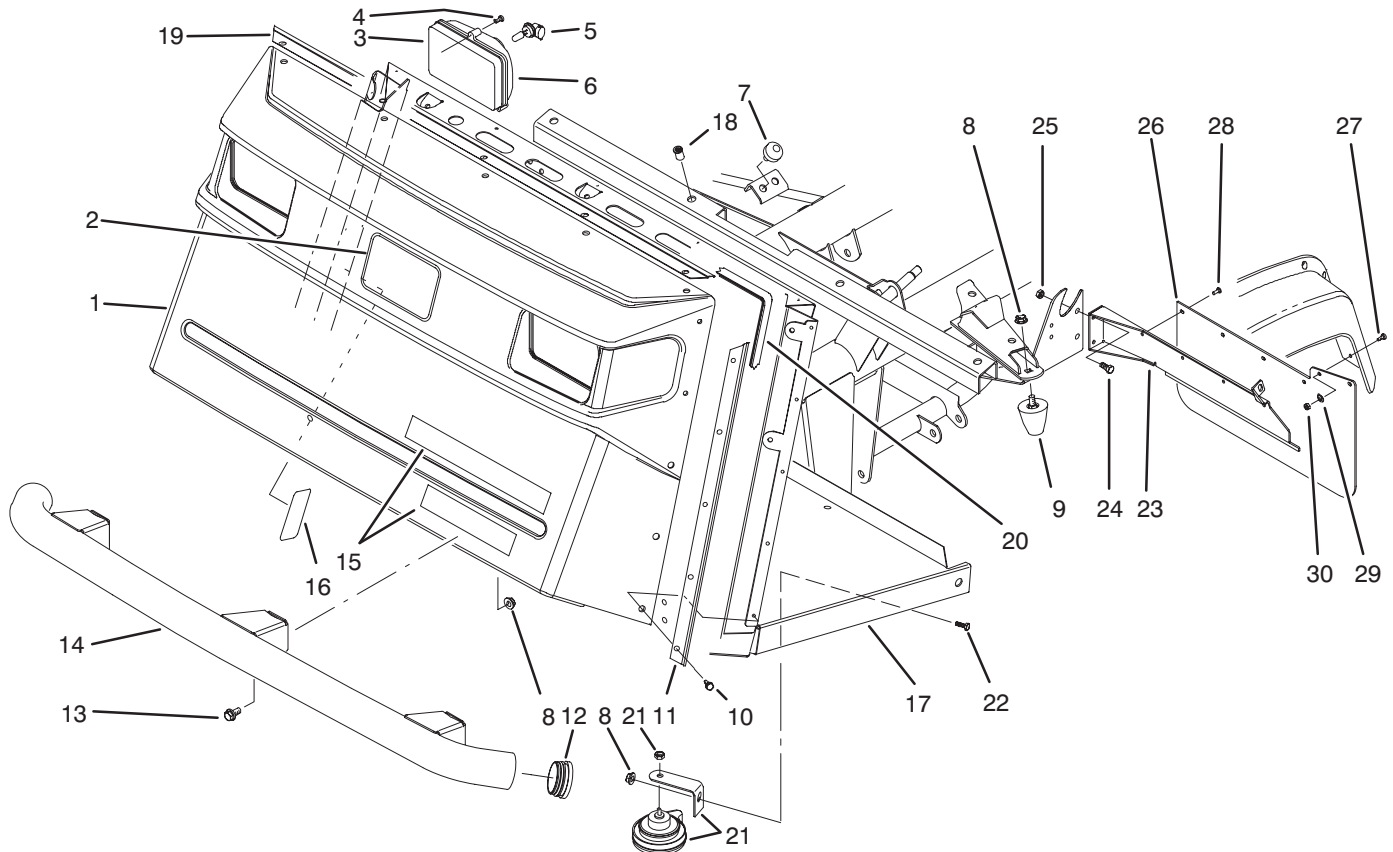




MODEL NO. 07205-50210 & UP

PARTS
CATALOG

WORKMAN 3300D



T-1581

FRONT BUMPER & HOOD ASSEMBLY

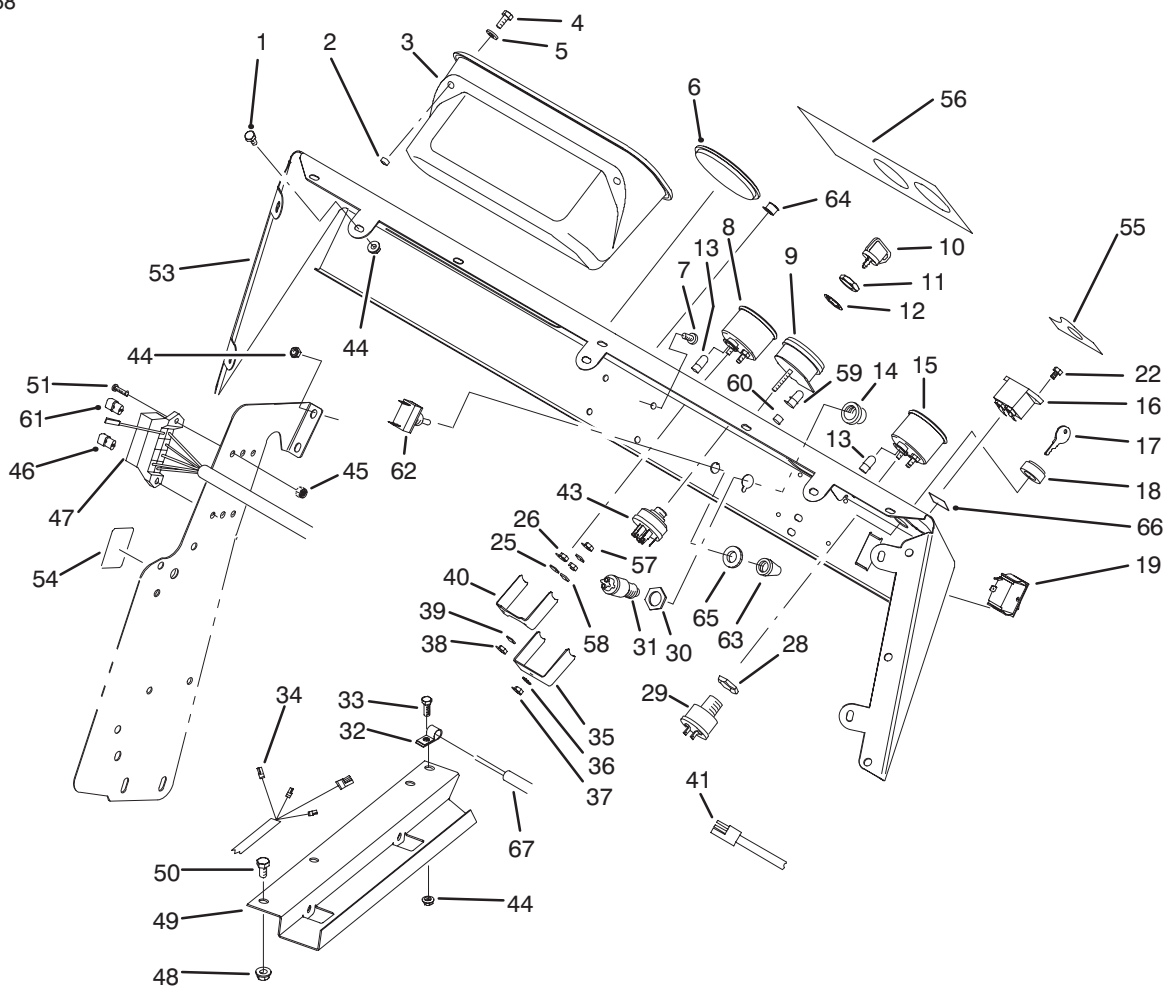
Ref. No.	Part No.	Description	No. Used	Ref. No.	Part No.	Description	No. Used
1	87-0710	Hood	1	17	92-4197	Operators Platform Assy. (Incl. Ref. #18)	1
2	62-5550	Decal - TORO	1	18	32148-7	Nut - Clinch	8
3	87-2120	Headlight Assembly (Incl. Ref. #5-6)	2	19	87-8130	Bracket - Trim Top	1
4	32104-88	Screw	6	20	87-8160	Trim	1
5	87-6320	Bulb - Headlight	2	21	116749	Horn Assembly	1
6	87-6330	Lens - Headlight	2	22	323-4	Screw - Cap Hex. Hd.	1
7	87-2440	Bumper	2	23	87-9330	Bracket - Mudflap LH	1
8	3290-357	Nut - Flange Lock	9	*	87-9340	Bracket - Mudflap RH	1
9	26-0071	Bumper	2	24	321-4	Screw - Cap Hex. Hd.	4
10	87-6620	Screw	15	25	32128-33	Nut - Lock	4
11	87-8120	Bracket - Trim Side	2	26	87-9320	Mudflap	2
12	2410-42	Cap - Front Bumper	2	27	3250-13	Screw - Pan Hd.	4
13	3234-1	Screw - Hex. Flange Hd.	6	28	146489	Rivet - Pop	8
14	87-4070	Bumper - Front	1	29	3256-61	Washer - Flat	4
15	87-6070	Decal - Workman 3300D	1	30	3296-2	Nut - Lock	4
†16	87-9500	Decal - Load Rating (US)	1				
‡*	94-1224	Decal - Load Rating (CE)	1				

†For different language versions of this part, see International Decal Cross Reference.

*Not Illustrated

© The TORO Company - 1995

TPS

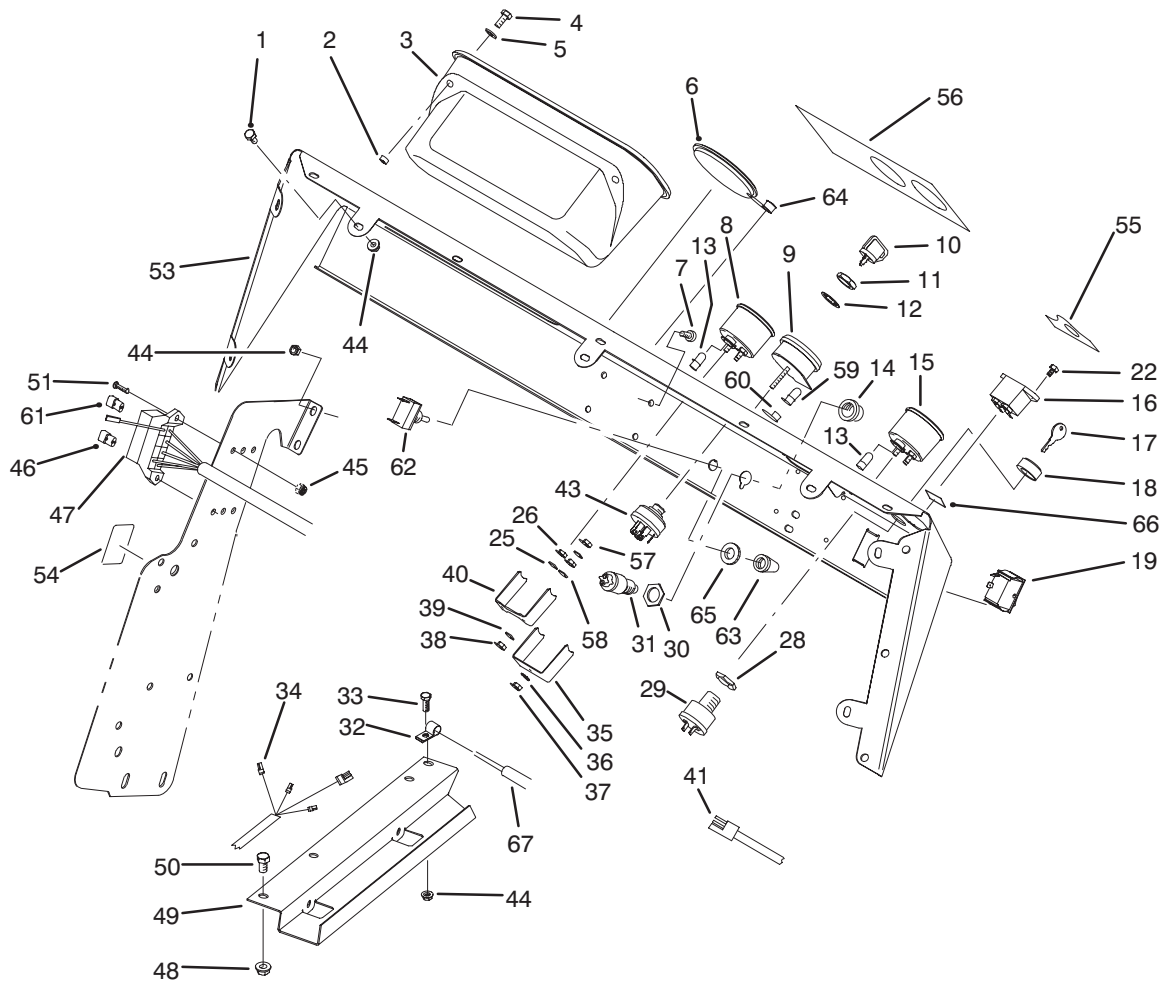


T-1706

CONTROL PANEL ASSEMBLY

Ref. No.	Part No.	Description	No. Used
1	321-2	Screw - Cap Hex. Hd.	7
2	32148-6	Insert - Threaded	2
3	87-3780	Box - Glove	1
4	321-3	Screw - Cap Hex. Hd.	2
5	3256-22	Washer - Flat	2
6	2410-35	Plug	1
7	3274-31	Screw - Button Hd.	4
8	87-5590	Temperature Gauge Assy. (Incl. Ref. #38-40, 57 & 58)	1
9	93-7053	Warning Light Assembly (Incl. Ref. #35-37, 59 & 60)	1
10	63-8360	Key - Ignition	1
11	218-446	Nut - Hex.	1
12	218-447	Washer - Lock	1
13	218-600	Bulb	2
14		Button - Horn	1
15	87-5580	Fuel Gauge Assembly (Incl. Ref. #38-40, 57 & 58)	1
16	75-6820	Hourmeter	1
17	87-0740	Key - Supervisor Switch	1
18	87-1720	Nut - Supervisor Switch	1
19	87-3790	Switch - Light	1
22	32144-18	Screw - Cap Hex. Hd.	2
28		Nut - Hex.	1
29	87-4030	Supervisor Switch Assembly (Incl. Ref. #17, 18 & 28)	1

Ref. No.	Part No.	Description	No. Used
30		Nut - Hex.	1
31	18-2830	Horn Switch Assembly (Incl. Ref. #14 & 30)	1
32	2412-89	Clamp - R	1
33	321-4	Screw - Cap Hex. Hd.	1
34	93-7130	Harness - Wire Rear	1
35		Clamp - Light	1
36	3254-1	Washer - Lock	1
37	3217-26	Hut - Hex.	1
38	3217-25	Nut - Hex.	4
39	3253-15	Washer - Lock	4
40		Clamp - Temp. Gauge	1
41	87-4230	Harness - Wire Front LH	1
43	27-2360	Ignition Switch Assembly (Incl. Ref. #11 & 12)	1
44	32128-33	Nut - Flange	12
45	3296-2	Nut - Lock	2
46	218-574	Fuse - 7.5 Amp	2
47	87-8500	Front Wire Harness Assy. (Incl. Ref. #13)	1
48	32128-20	Nut - Flange	3
49	93-7094	Cover - Wire Harness	1
50	322-2	Screw - Cap Hex. Hd.	3
51	3250-13	Screw	2
53	87-8550	Control Panel Assembly (Incl. Ref. #55-56)	1



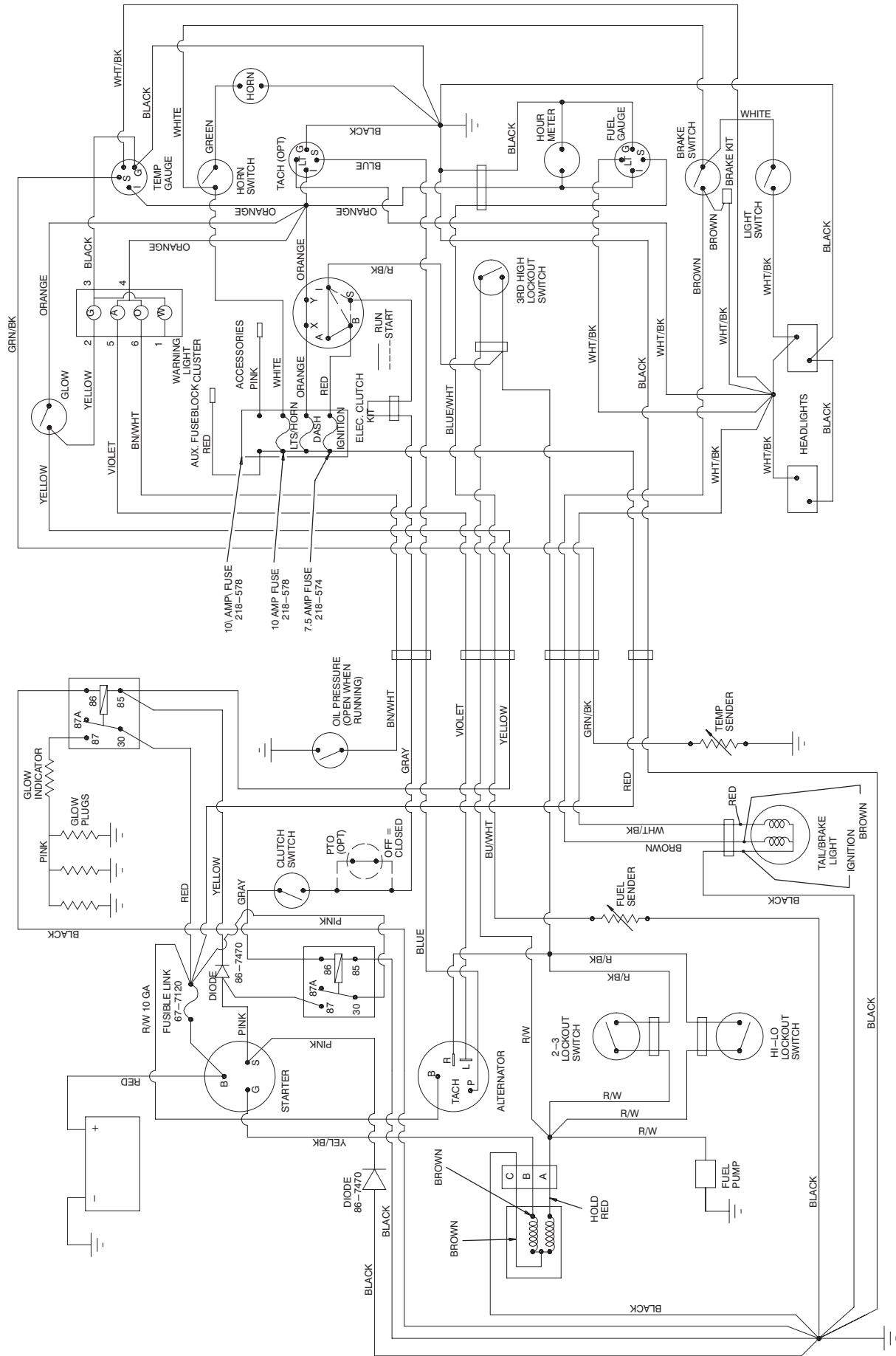
T-1706

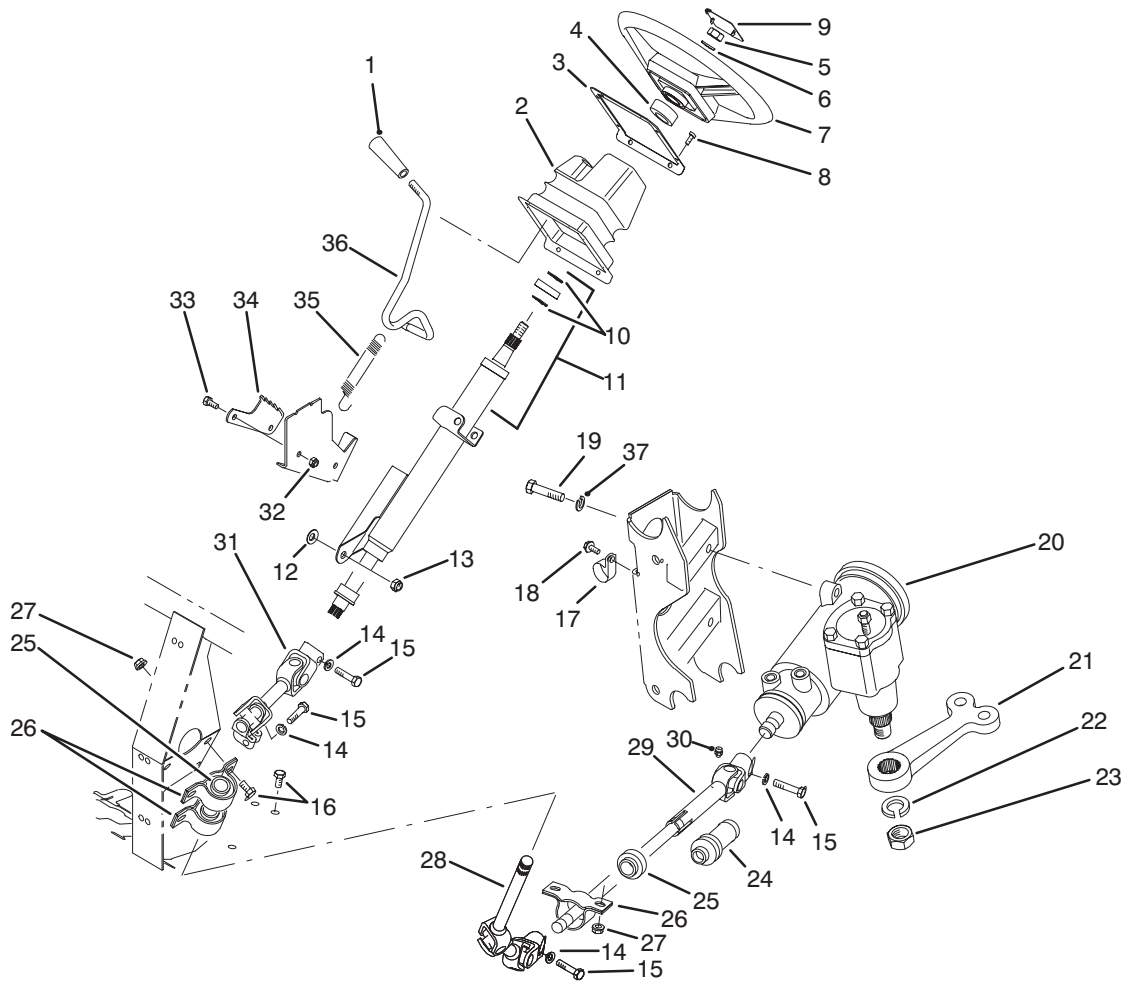
CONTROL PANEL ASSEMBLY (Continued)

Ref. No.	Part No.	Description	No. Used	Ref. No.	Part No.	Description	No. Used
‡54	87-6670	Decal - Fuse Block (US)	1	60	87-6270	Socket & Bulb Assembly (Incl. Ref. #59)	4
‡*	93-9851	Decal - Fuse Block (CE)	1	61	218-578	Fuse - 10 Amp	1
‡55	87-5910	Decal - Supervisor (US)	1	62	20-7150	Toggle Switch Assembly (Incl. Ref. #65)	1
‡*	93-9856	Decal - Supervisor (CE)	1	63	218-473	Boot - Switch	1
‡56	87-8530	Decal - Dash (US)	1	64	2410-64	Plug - Hole	1
‡*	93-9445	Decal - Dash (CE)	1	65		Nut - Lock	1
57	3217-29	Nut - Jam	3	66	93-7252	Decal - CE (CE)	1
58	3253-19	Washer - Lock	3	67	87-8590	Cable - Clutch	1
59	219-17	Bulb - Warning Light	4				

‡For different language versions of this part, see International Decal Cross Reference.

ELECTRICAL SCHEMATIC



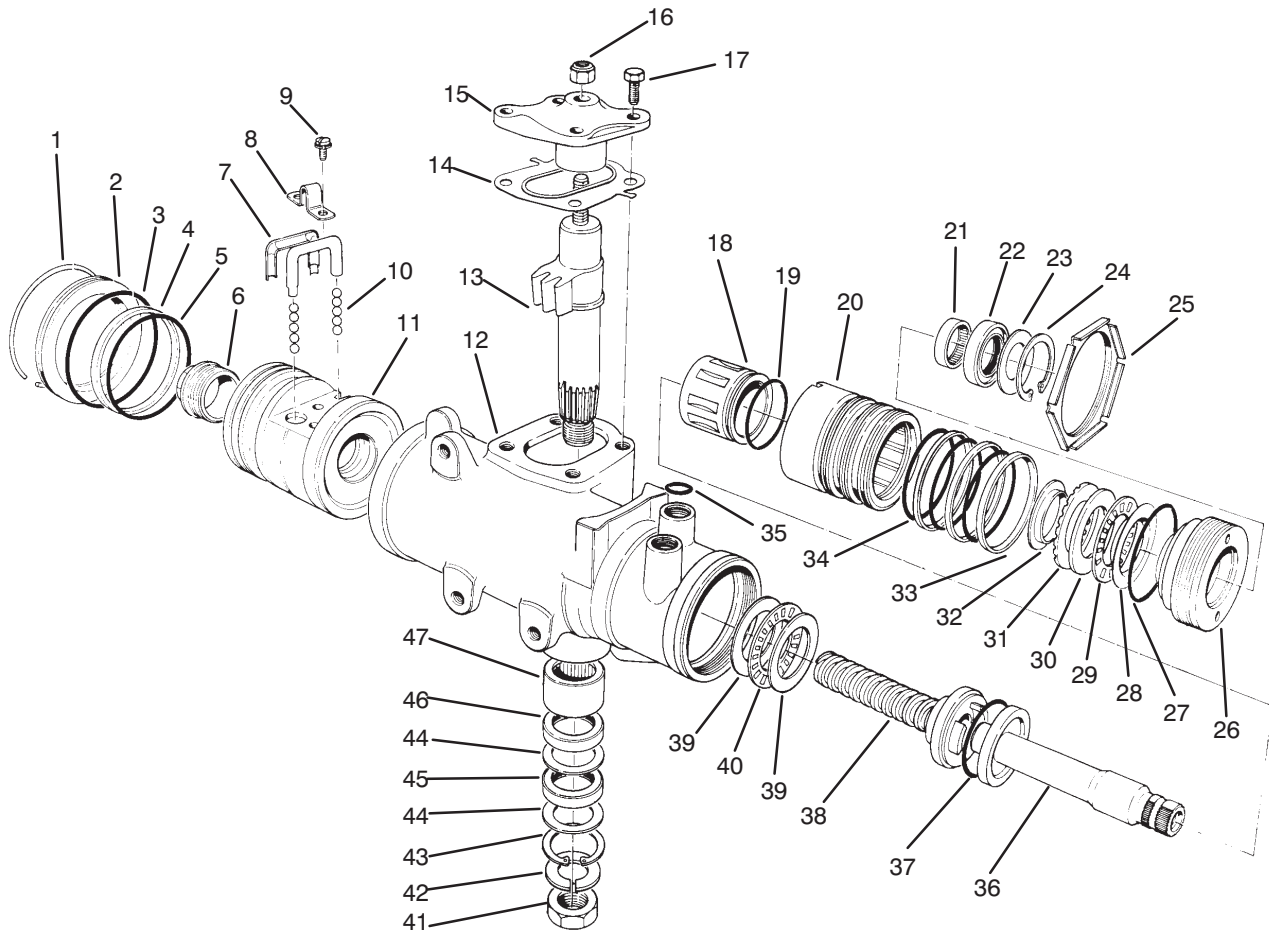


T-1584

STEERING LINKAGE ASSEMBLY

Ref. No.	Part No.	Description	No. Used	Ref. No.	Part No.	Description	No. Used
1	233-39	Knob	1	21	87-0370	Arm - Pitman	1
2	87-3460	Boot - Tilt Steering	1	22	39-7420	Washer - Lock	1
3	87-4720	Plate - Steering Boot	1	23	39-7440	Nut - Lock	1
4	21-9260	Spacer	1	24	92-4157	Boot - Steering Shaft	1
5	3277-1	Nut - Hex.	1	25	87-2280	Bearing	3
6	48-8070	Washer - Flat	1	26	87-3250	Mount - Bearing	3
7	87-3820	Wheel - Steering	1	27	32128-20	Nut - Flange	6
8	32144-116	Screw - Pan Head	8	28	92-4155	Slip Joint Assembly - Upper	1
9	87-3750	Cover - Steering Wheel	1	29	92-4156	Slip Joint Assembly - Lower (Incl. Ref. #24 & 30)	1
10	43-6550	Ring - Retaining	2	30	302-5	Fitting - Grease	1
11	92-4153	Assembly - Steering Column (Incl. Ref. #10)	1	31	92-4154	Universal Joint Assembly	1
12	3290-455	Washer	1	32	3296-42	Nut - Lock	2
13	3296-59	Nut - Lock	1	33	321-3	Screw - Cap Hex. Hd.	2
14	3253-4	Washer - Lock	4	34	87-3610	Bracket - Detent	1
15	48-7740	Screw - Cap Hex. Hd.	4	35	65-5360	Spring - Extension	1
16	322-2	Screw - Cap Hex. Hd.	6	36	87-3130	Lever - Tilt Steering	1
17	2412-105	Clamp - R	2	37	87-7480	Washer - Lock	3
18	32144-10	Screw - Self Tapping	2	*	87-3100	Lower Shaft Assembly (Incl. Ref. #24 & 28-30)	1
19	93-7145	Screw - Cap Hex. Hd.	3	*	87-3120	Steering Column & Shaft (Incl. Ref. #10, 11 & 31)	1
20	87-1500	Steering Gear Assembly (Incl. Ref. #22 & 23)	1				

*Not Illustrated

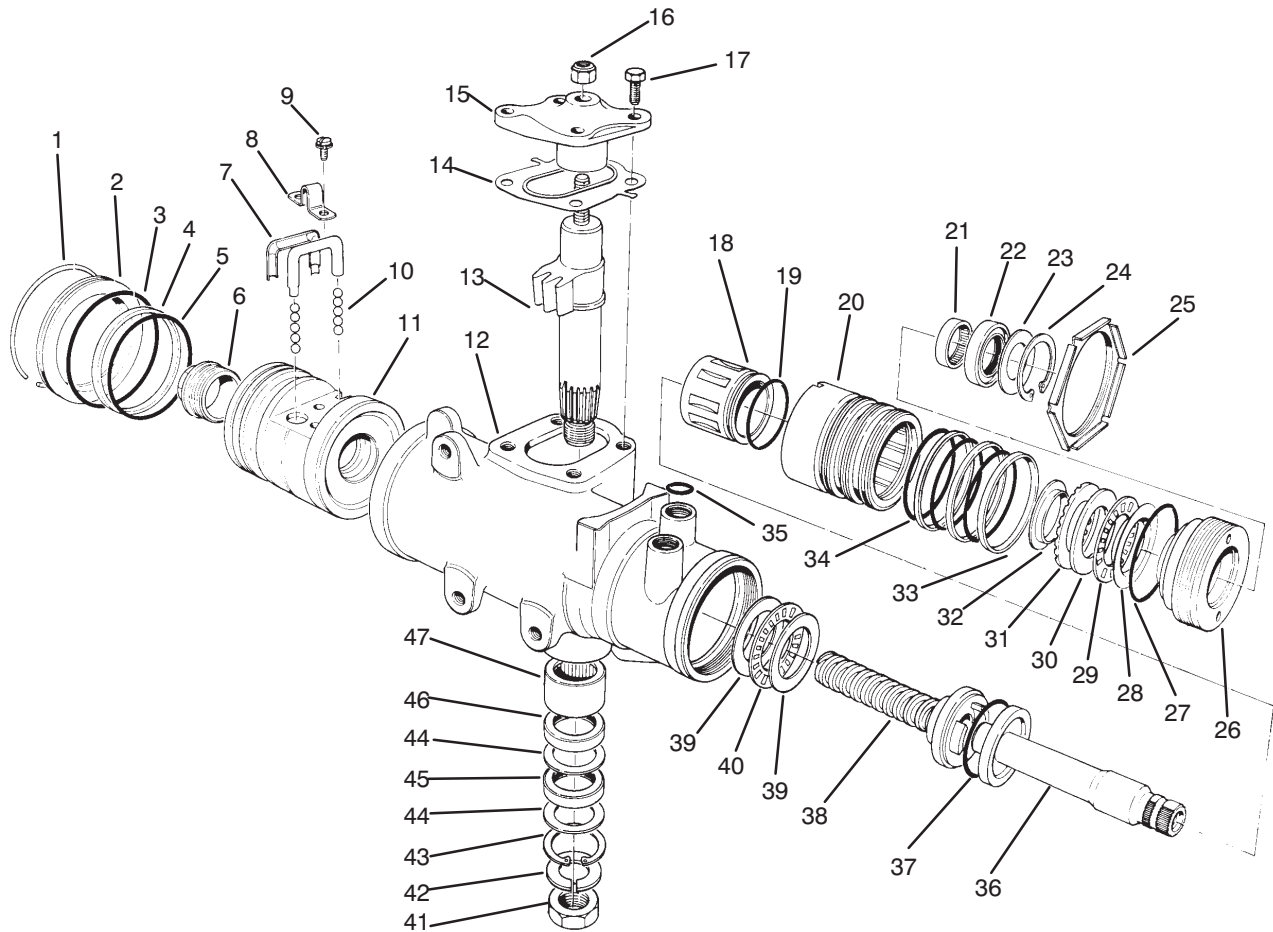


T-1580

STEERING GEAR ASSEMBLY NO. 87-1500

Ref. No.	Part No.	Description	No. Used	Ref. No.	Part No.	Description	No. Used
1		Ring - Retaining	1	26		Plug - Adjuster	1
2	92-4165	Plug - Housing End	1	27	28-8200	O-Ring	1
3		Seal - Housing End Plug	1	28		Race - Upper Bearing	1
4		Ring - Rack Piston	1	29		Bearing - Roller, Thrust	1
5		O-Ring, Rack Piston	1	30		Race - Thrust Bearing	1
6	18-4340	Plug - Rack Piston End	1	31		Spacer - Thrust Bearing	1
7	92-4168	Return - Guide Ball	2	32		Retainer - Bearing	1
8	18-4270	Clamp - Ball Return Guide	1	33		Ring - Valve Body	3
9	18-4260	Assy. - Screw/Lockwasher	2	34		O-Ring	3
10	18-5190	Ball - Chrome Alloy	11	35	39-7310	O-Ring	3
11		Nut - Rack Piston	1	36		Shaft - Stub	1
12		Housing - Steering Gear	1	37		O-Ring	1
13		Gear - Pitman Shaft	1	38		Worm - Steering	1
14	28-8280	Seal Kit - Side Cover (Incl. Ref. #17)	1	39		Race - Thrust Bearing	2
15		Cover - Housing Side	1	40		Bearing - Roller, Thrust	1
16	28-8220	Nut - Lash Adjuster	1	41	39-7440	Nut - Pitman Arm	1
17	28-8210	Bolt - Flange Hex. Hd.	4	42	39-7420	Washer - Lock	1
18		Spool Valve	1	43		Ring - Retaining	1
19		O-Ring, Spool Valve	1	44		Washer - Seal, Backup	2
20		Valve Body	1	45		Seal - Pitman Shaft	1
21	92-4169	Bearing - Needle	1	46		Seal - Pitman Shaft	1
22		Seal - Stub Shaft	1	47	92-4170	Bearing - Pitman Shaft	1
23		Seal - Stub Shaft Dust	1	*	92-4161	Assembly - Cover Service Housing Side (Incl. Ref. #14-17)	1
24		Ring - Retaining	1				
25	92-4159	Nut - Adjuster Plug Lock	1				

*Not Illustrated



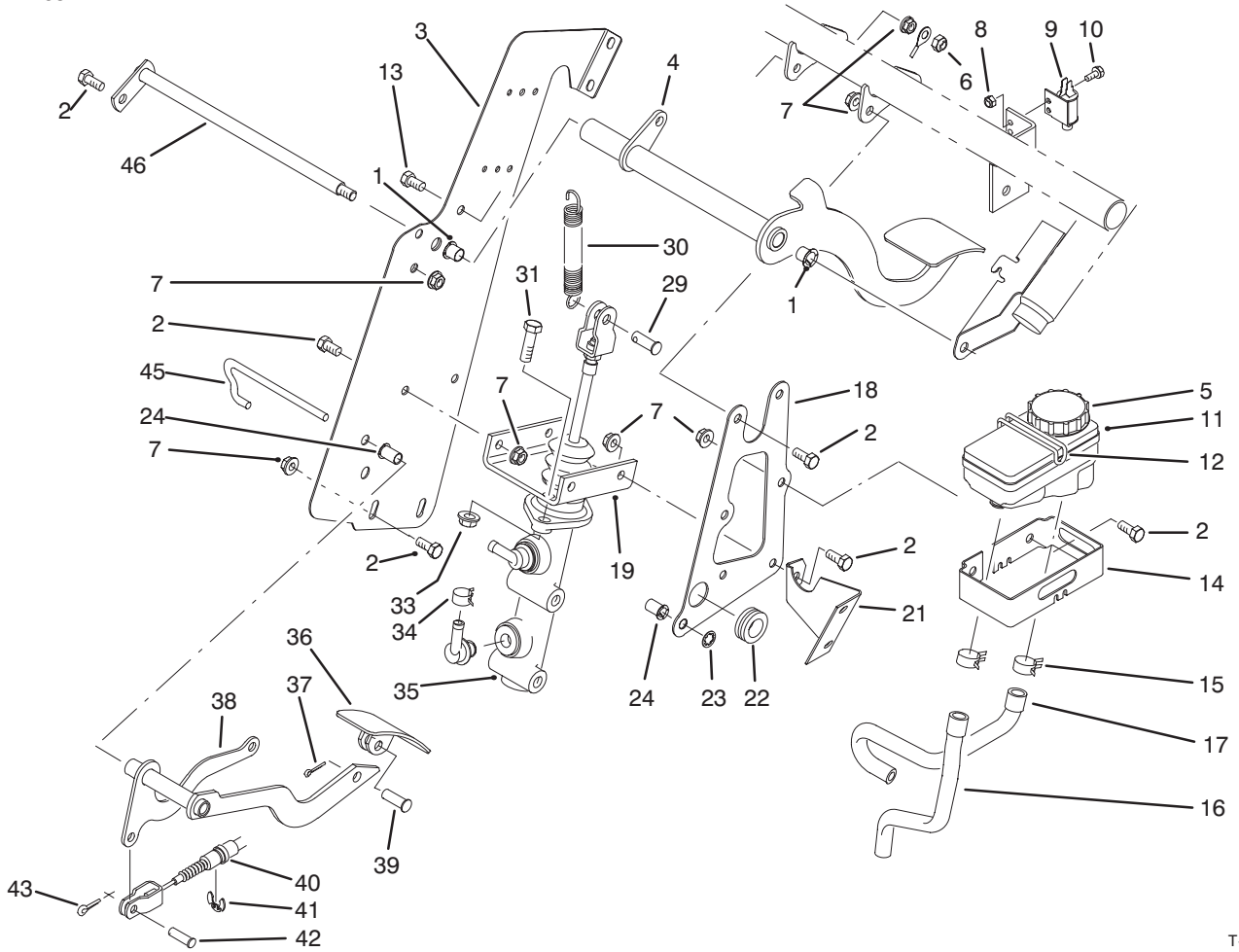
T-1580

STEERING GEAR ASSEMBLY NO. 87-1500

Ref. No.	Part No.	Description	No. Used
*	28-8270	Seal Service Kit – End Plug (Incl. Ref. #1 & 3)	1
*	28-8290	Seal Service Kit Rack/Piston (Incl. Ref. #4 & 5)	1
*	18-5180	Bearing Kit – Lower Thrust (Incl. Ref. #39-40)	1
*	18-5160	Seal Kit – Pitman Shaft (Incl. Ref. #43-46)	1
*	18-5170	Seal Kit – Valve Ring (Incl. Ref. #19, 33, 34 & 37)	1
*	92-4163	Assy. – Steering Housing (Incl. Ref. #12 & 43-47)	1
*	92-4167	Assembly – Plug Service (Incl. Ref. #22-24 & 27)	1

Ref. No.	Part No.	Description	No. Used
*	92-4162	Pitman Shaft – Gear Service (Incl. Ref. #13-15 & 17)	1
*	92-4158	Valve Assy. – Hyd. Gear (Incl. Ref. #18-20, 33, 34, 36 & 37)	1
*	92-4160	Bearing Service Kit – Upper (Incl. Ref. #28-32)	1
*	92-4166	Rack/Piston/Nut Assembly (Incl. Ref. #1-11 & 38)	1
*	92-4164	Plug Assy. – Service Adjust. (Incl. Ref. #21-24 & 26-32)	1
*	87-1500	Steering Gear (Complete)	1

*Not Illustrated

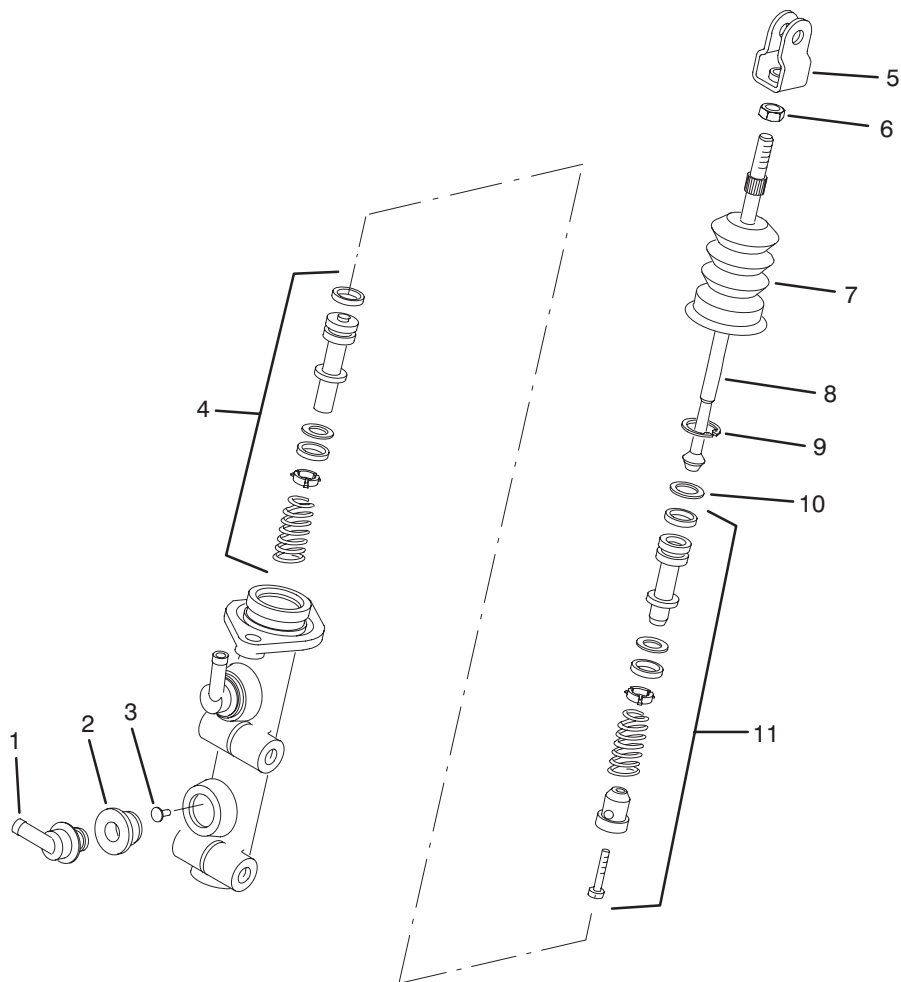


T-1585

BRAKE & ACCELERATOR PEDAL ASSEMBLY

Ref. No.	Part No.	Description	No. Used
1	256-257	Bushing - Flange	2
2	322-2	Screw - Cap Hex. Hd.	12
3	87-2910	Support - Pedal RH	1
4	87-2540	Pedal - Brake	1
5	92-4112	Assembly - Cap	1
6	3296-29	Nut - Lock	1
7	32128-20	Nut - Flange Lock	13
8	3296-2	Nut - Lock	2
9	55-7120	Switch - Brake Light	1
10	3290-321	Screw - Hex. Flange Hd.	2
11	87-3040	Brake Fluid Reservoir Assy. (Incl. Ref. #5)	1
12	87-7570	Retainer - Reservoir	1
13	322-5	Screw - Cap Hex. Hd.	1
14	87-2890	Cradle - Reservoir	1
15	2412-143	Clamp - Hose	2
16	87-0670	Hose - Reservoir Front	1
17	87-0660	Hose - Reservoir Rear	1
18	87-2660	Support - Pedal LH	1
19	87-2640	Support - Master Cylinder	1

Ref. No.	Part No.	Description	No. Used
21	87-2650	Gusset	1
22	240-6	Grommet	1
23	32151-56	Ring - Push-On	1
24	52-2890	Bushing - Flange	2
29	283-2	Pin - Clevis	1
30	21-1830	Spring - Extension	1
31	323-7	Screw - Cap Hex. Hd.	2
33	3290-357	Nut - Flange Lock	2
34	2412-144	Clamp - Hose	2
35	87-3030	Master Cylinder Assembly	1
36	87-2670	Pedal - Accelerator	1
37	3272-6	Pin - Cotter	1
38	87-4790	Arm - Accelerator Pedal	1
39	283-85	Pin - Clevis	1
40	87-8610	Cable - Accelerator	1
41	32120-47	Ring - E	1
42	283-30	Pin - Clevis	1
43	3272-10	Pin - Cotter	1
45	87-2880	Shaft - Accelerator Pedal	1
46	87-2590	Shaft - Brake Pedal	1

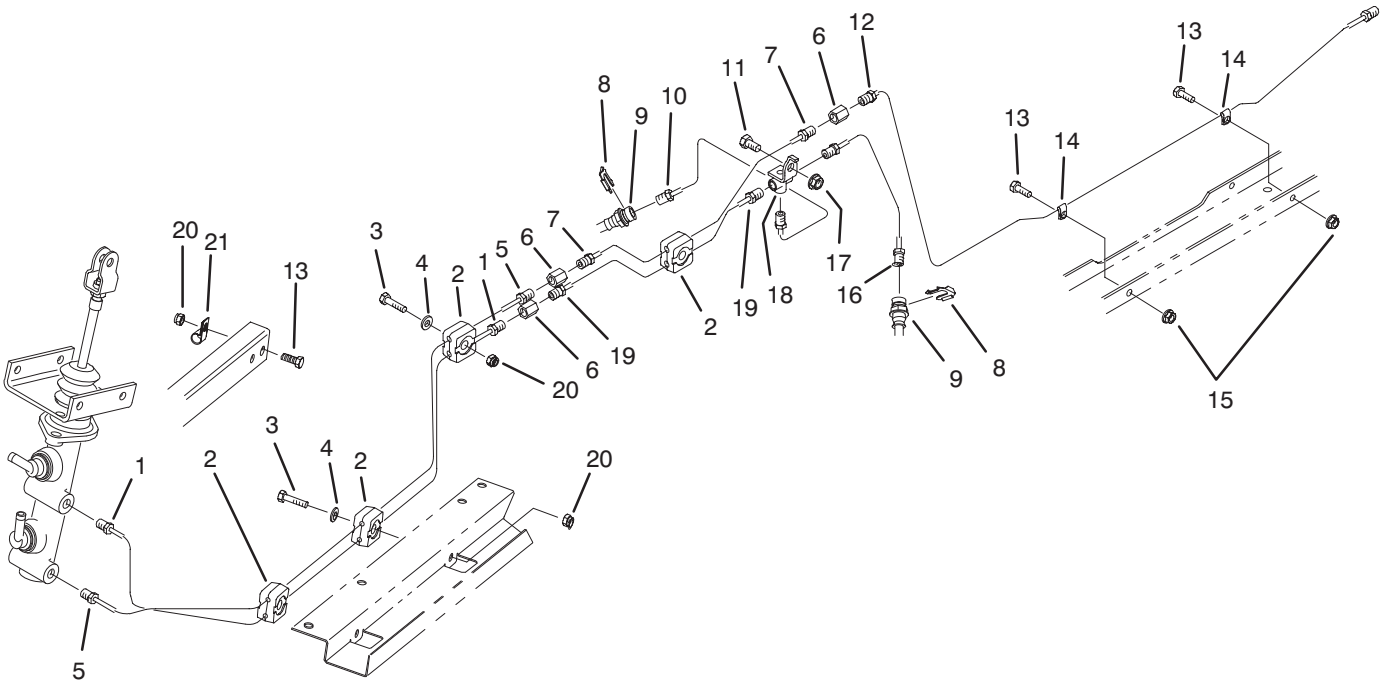


T-1586

MASTER BRAKE CYLINDER NO. 87-3030

Ref. No.	Part No.	Description	No. Used
1	92-4104	Adaptor – Pipe Fitting	2
2		Seal	2
3	92-4103	Pin – Stop	1
4	92-4102	Secondary Piston Assembly	1
5	92-4110	Clevis	1
6	21-0360	Nut	1

Ref. No.	Part No.	Description	No. Used
7	92-4107	Dust Cover	1
8	92-4106	Rod – Push	1
9	92-4109	Circlip	1
10	92-4108	Washer – Retainer	1
11	92-4101	Primary Piston Assembly	1



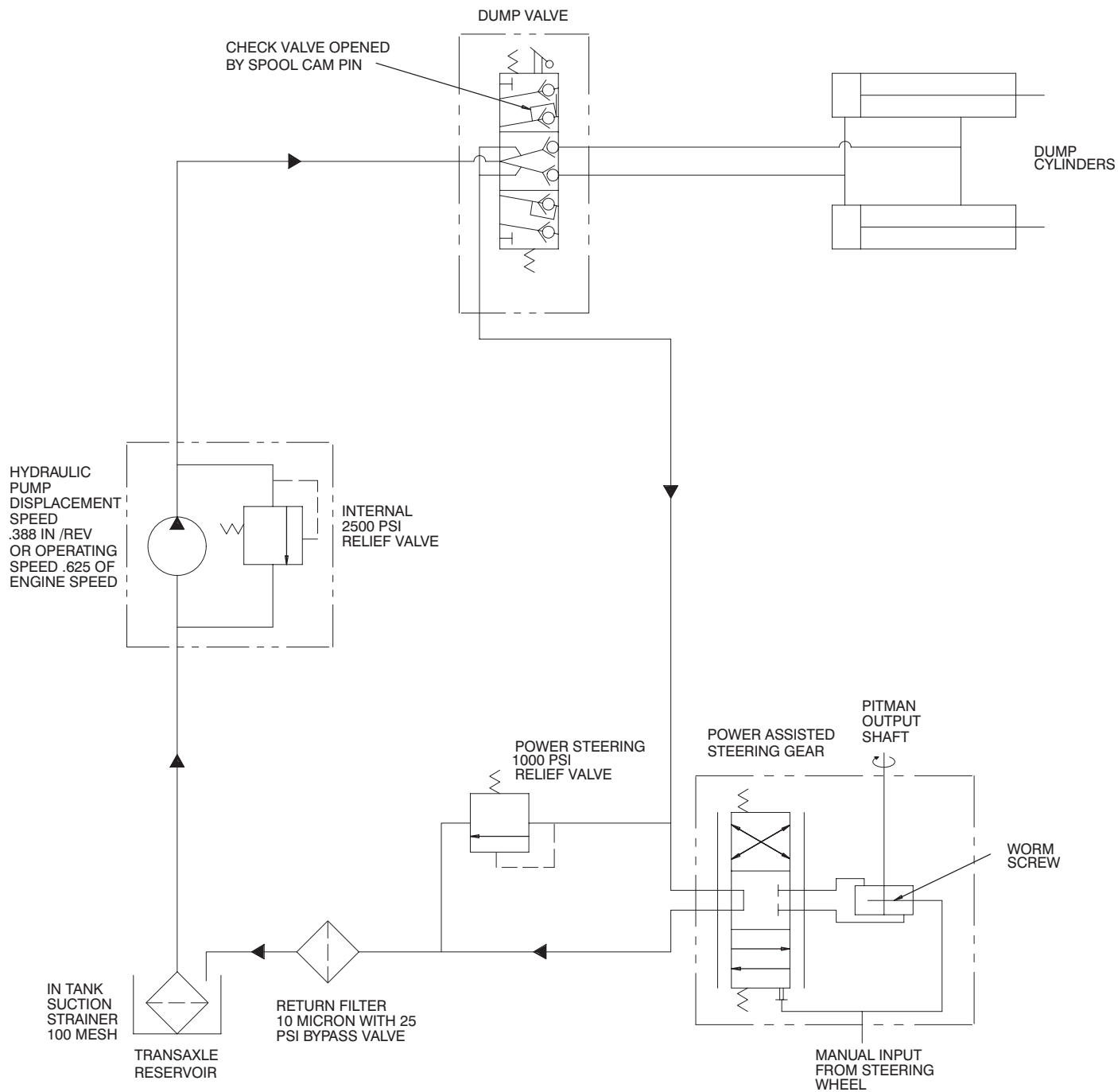
T-1587

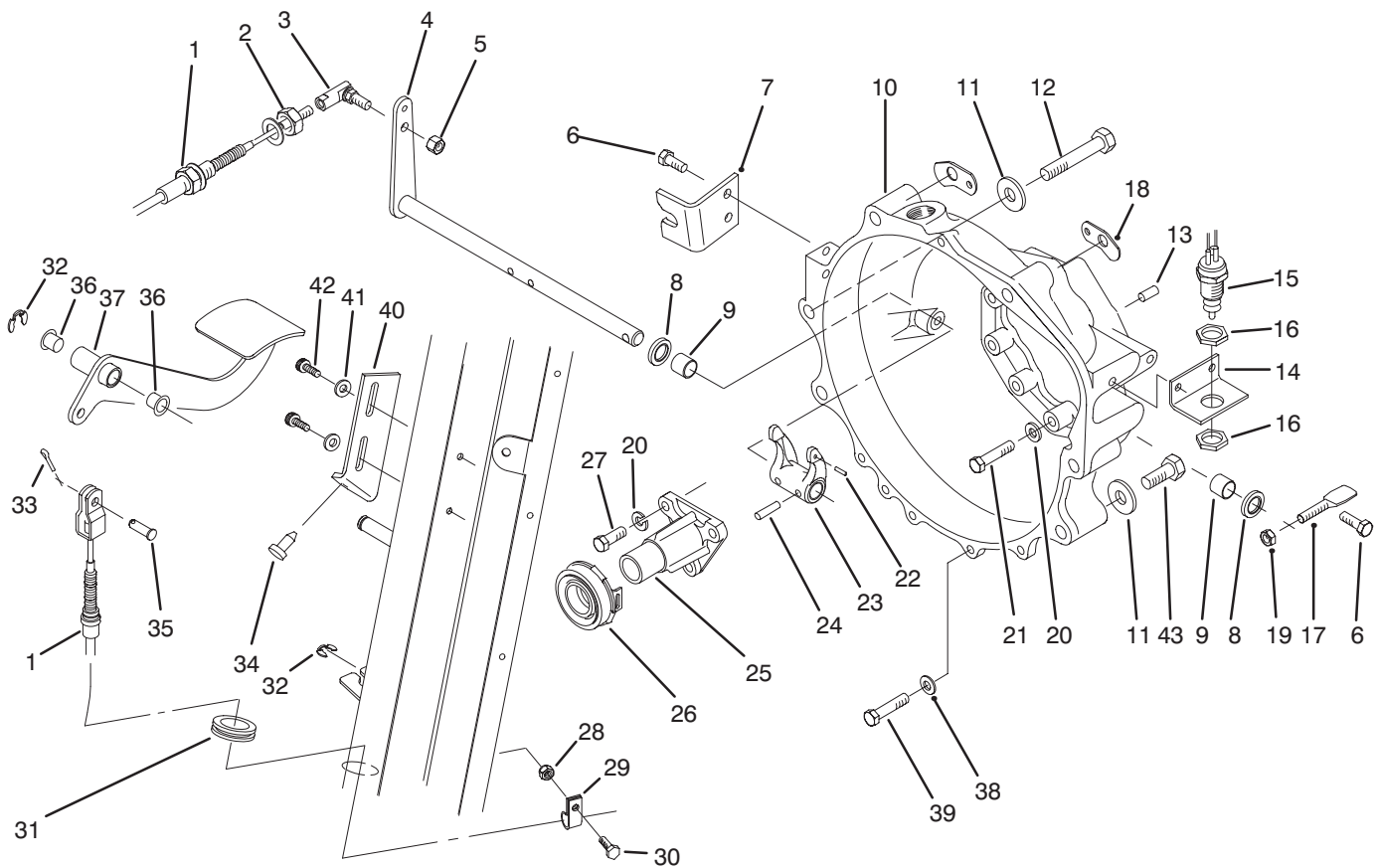
HYDRAULIC BRAKE LINE ROUTING ASSEMBLY

Ref. No.	Part No.	Description	No. Used
1	93-7083	Tube - Brake Front	1
2	87-7660	Clamp - Brake Line	8
3	321-9	Screw - Cap Hex. Hd.	4
4	3256-22	Washer - Flat	4
5	93-7084	Tube - Brake Rear	1
6	87-3570	Fitting - Union	3
7	93-7086	Tube - Brake Rear	1
8	87-3580	Retainer - Brake Hose	2
9	93-7123	Hose - Brake Front	2
10	93-7081	Tube - Brake Front RH	1
11	322-2	Screw - Cap Hex. Hd.	1

Ref. No.	Part No.	Description	No. Used
12	93-7087	Tube - Brake Rear	1
13	321-4	Screw - Cap Hex. Hd.	3
14	2412-149	R-Clamp	2
15	32128-33	Nut - Flange Head	2
16	93-7082	Tube - Brake Front LH	1
17	32128-20	Nut - Flange	1
18	87-3560	Tee - Brake Line	1
19	93-7085	Tube - Brake Front	1
20	3296-42	Nut - Lock	5
21	2412-89	Clamp - R	1

HYDRAULIC SCHEMATIC



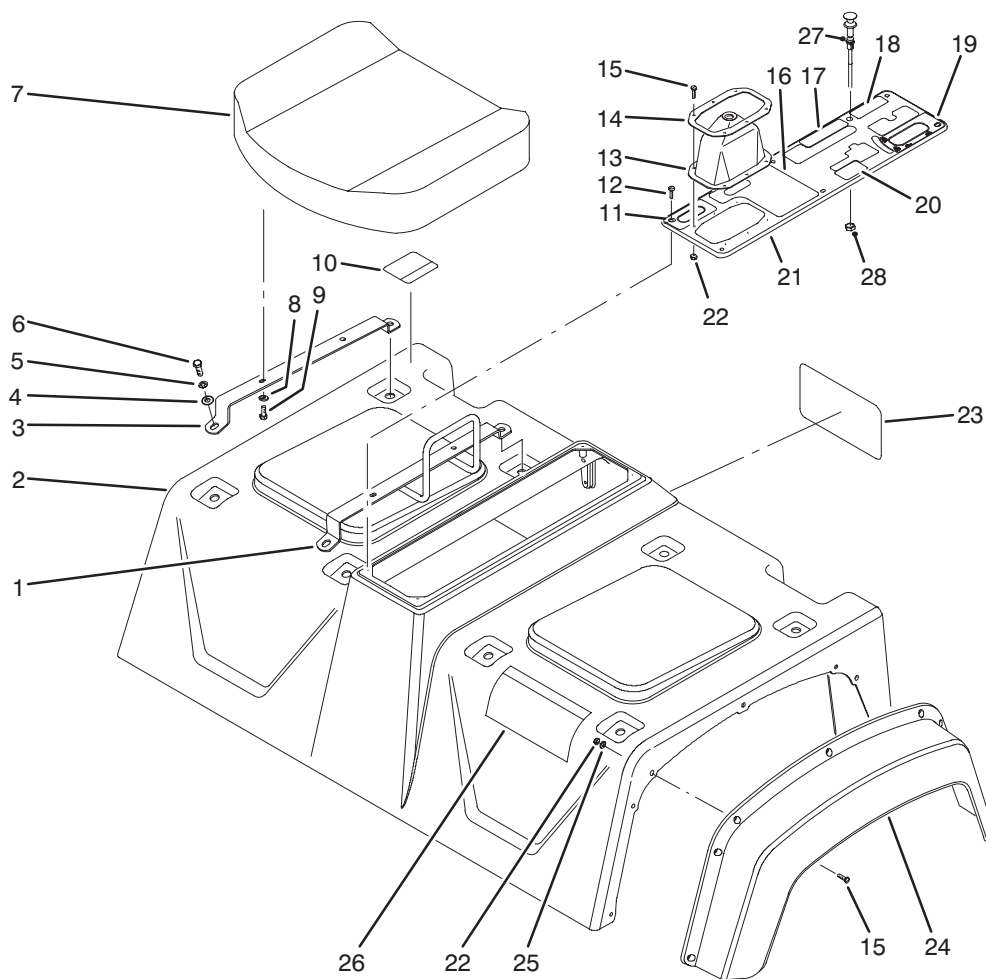


T-1658

CLUTCH LINKAGE ASSEMBLY

Ref. No.	Part No.	Description	No. Used
1	87-8590	Clutch Cable Assembly (Incl. Ref. #2)	1
2	3220-2	Nut - Jam	1
3	2411-33	Joint - Ball	1
4	87-5280	Shaft - Release	1
5	3296-4	Nut - Lock	1
6	66-3160	Screw - Cap Hex. Hd.	4
7	87-8471	Bracket - Clutch	1
8	87-1920	Seal - Shaft	2
9	87-3770	Bushing - Sleeve	2
10	93-7120	Housing - Bell	1
11	3256-5	Washer - Flat	4
12	3215-2	Screw - Cap Hex. Hd.	5
13	87-1910	Pin - Alignment	2
14	87-5350	Bracket - Switch	1
15	87-5490	Switch - Neutral	1
16	3218-20	Nut - Jam	2
17	87-5360	Lever	1
18	87-6410	Bracket - Harness	2
19	3296-29	Nut - Lock	1
20	42-9850	Washer - Lock	12
21	42-9530	Screw - Cap Hex. Hd.	9

Ref. No.	Part No.	Description	No. Used
22	32121-7	Pin - Roll	1
23	87-5300	Fork - Clutch	1
24	32121-24	Pin - Roll	2
25	87-5320	Guide - Release	1
26	87-2100	Bearing - Release	1
27	57-6380	Screw - Cap Hex. Hd.	3
28	32128-33	Nut - Flange Lock	1
29	2412-89	Clamp - R	1
30	321-4	Screw - Cap Hex. Hd.	1
31	240-5	Grommet	1
32	32120-47	Ring - E	2
33	3272-10	Pin - Cotter	1
34	87-8460	Bumper	1
35	283-30	Pin - Clevis	1
36	256-257	Bushing - Flange	2
37	87-2610	Pedal - Clutch	1
38	3256-23	Washer - Lock	4
39	66-3160	Screw - Cap Hex. Hd.	4
40	87-8710	Tab - Clutch	1
41	3256-22	Washer - Flat	2
42	87-6620	Screw - Torx Hd.	2
43	42-9250	Screw - Cap Hex. Hd.	1



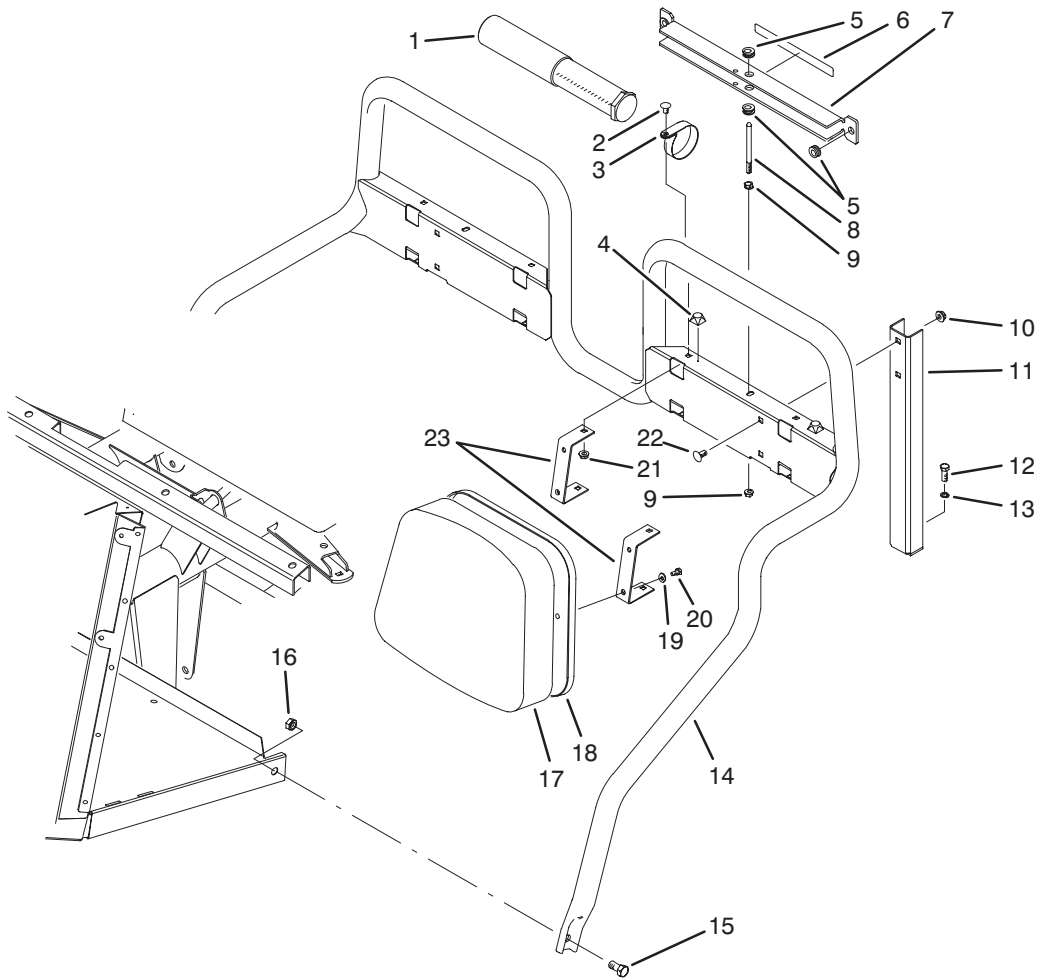
T-1589

SEAT BASE ASSEMBLY

Ref. No.	Part No.	Description	No. Used	Ref. No.	Part No.	Description	No. Used
1	87-6890	Hold - Hand	1	‡19	87-6010	Decal - Dump Hyd. (US)	1
2	87-7070	Skirt Assembly (Incl. Ref. #10 & 26)	1	‡*	93-9444	Decal - Dump Hyd. (CE)	1
3	87-3800	Bracket - Seat Bottom	3	‡20	87-6020	Decal - Parking Brake (US)	1
4	3256-23	Washer - Flat	4	‡*	93-9443	Decal - Parking Brake (CE)	1
5	3253-4	Washer - Lock	8	21	87-8080	Console Plate Assembly (Incl. Ref. #11 & 16-20)	1
6	322-5	Screw - Cap Hex. Hd.	8	22	3296-2	Nut - Lock	20
7	87-5060	Cushion - Seat Bottom	2	‡23	87-9070	Decal - Quick Ref. (EN)	1
8	3256-22	Washer - Flat	8	‡*	92-5497	Decal - Quick Ref. (DU)	1
9	321-4	Screw - Cap Hex. Hd.	8	‡*	92-5498	Decal - Quick Ref. (FR)	1
10	87-5930	Decal - Caution (US)	1	‡*	92-5499	Decal - Quick Ref. (GR)	1
‡*	93-9448	Decal - Caution (CE)	1	‡*	92-6400	Decal - Quick Ref. (IT)	1
‡11	87-5960	Decal - Axle Range (US)	1	‡*	92-6402	Decal - Quick Ref. (SP)	1
‡*	93-9857	Decal - Axle Range (CE)	1	‡*	92-6403	Decal - Quick Ref. (SW)	1
12	32144-52	Screw - Hex. Hd.	6	‡*	93-9431	Decal - Quick Ref. (DN)	1
13	87-8620	Boot - Shift	1	‡*	93-9432	Decal - Quick Ref. (FN)	1
14	87-3760	Plate - Shift Boot	1	‡*	93-9433	Decal - Quick Ref. (NO)	1
15	3250-13	Screw - Hex. Hd.	20	‡*	93-9434	Decal - Quick Ref. (PO)	1
‡16	87-5970	Decal - PTO (US)	1	24	87-9480	Fender - Front	2
‡*	93-9861	Decal - PTO (CE)	1	25	3256-61	Washer - Flat	14
‡17	87-6000	Decal - Differential (US)	1	‡26	87-5920	Decal - Danger (US)	1
‡*	93-9430	Decal - Differential (CE)	1	‡*	93-9860	Decal - Danger (CE)	1
‡18	92-2609	Decal - Remote Hyd. (US)	1				
‡*	93-9866	Decal - Remote Hyd. (CE)	1				

*Not Illustrated

‡For different language versions of this part, see International Decal Cross Reference.

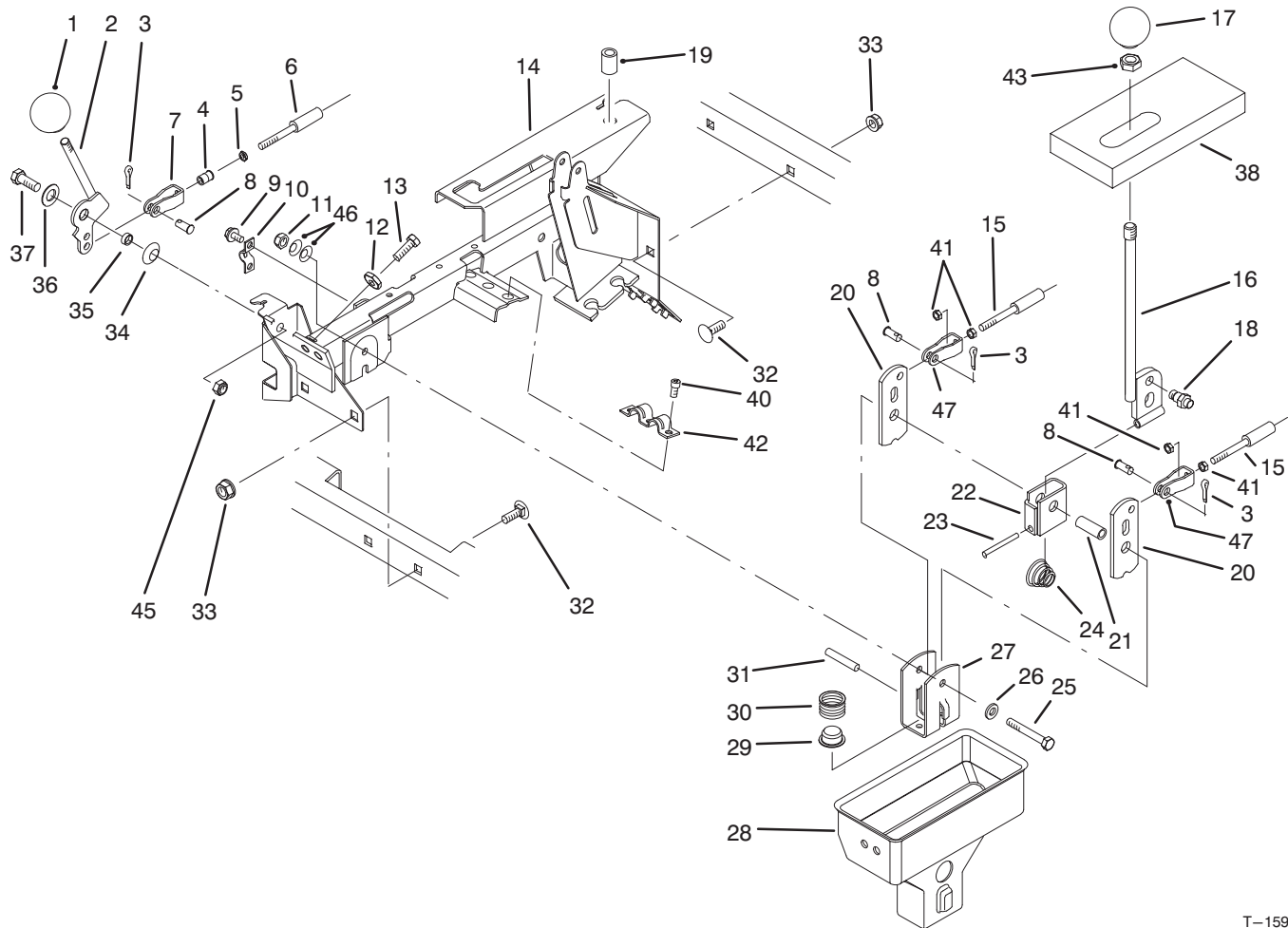


T-1779

SEAT BACK ASSEMBLY

Ref. No.	Part No.	Description	No. Used	Ref. No.	Part No.	Description	No. Used
1	74-0720	Tube – Manual	1	12	323-6	Screw – Cap Hex. Hd.	2
2	3230-18	Bolt – Carriage	8	13	3253-21	Washer – Lock	2
3	2412-133	Clamp – R	2	14	87-6170	Frame – Seat	1
4	111071	Bumper	2	15	325-4	Screw – Cap Hex. Hd.	2
5	92-5972	Grommet	4	16	3296-23	Nut – Lock	2
‡6	87-7930	Decal – Danger (US)	1	17	87-6290	Cushion – Seat Back	2
‡*	93-9852	Decal – Danger (CE)	1	18	87-6280	Plate – Seat Back	2
7	87-7950	Bed Support Assembly (Incl. Ref. #5 & 6)	1	19	3256-22	Washer – Flat	8
8	87-7940	Stud	1	20	321-4	Screw – Cap Hex. Hd.	8
9	32128-44	Nut – Flange Lock	2	21	32128-20	Nut – Flange Lock	8
10	3290-357	Nut – Flange Lock	4	22	3231-21	Bolt – Carriage	4
11	87-2510	Bracket – Seat Frame	2	23	87-6240	Bracket – Seat Back	4

‡For different language versions of this part, see International Decal Cross Reference.



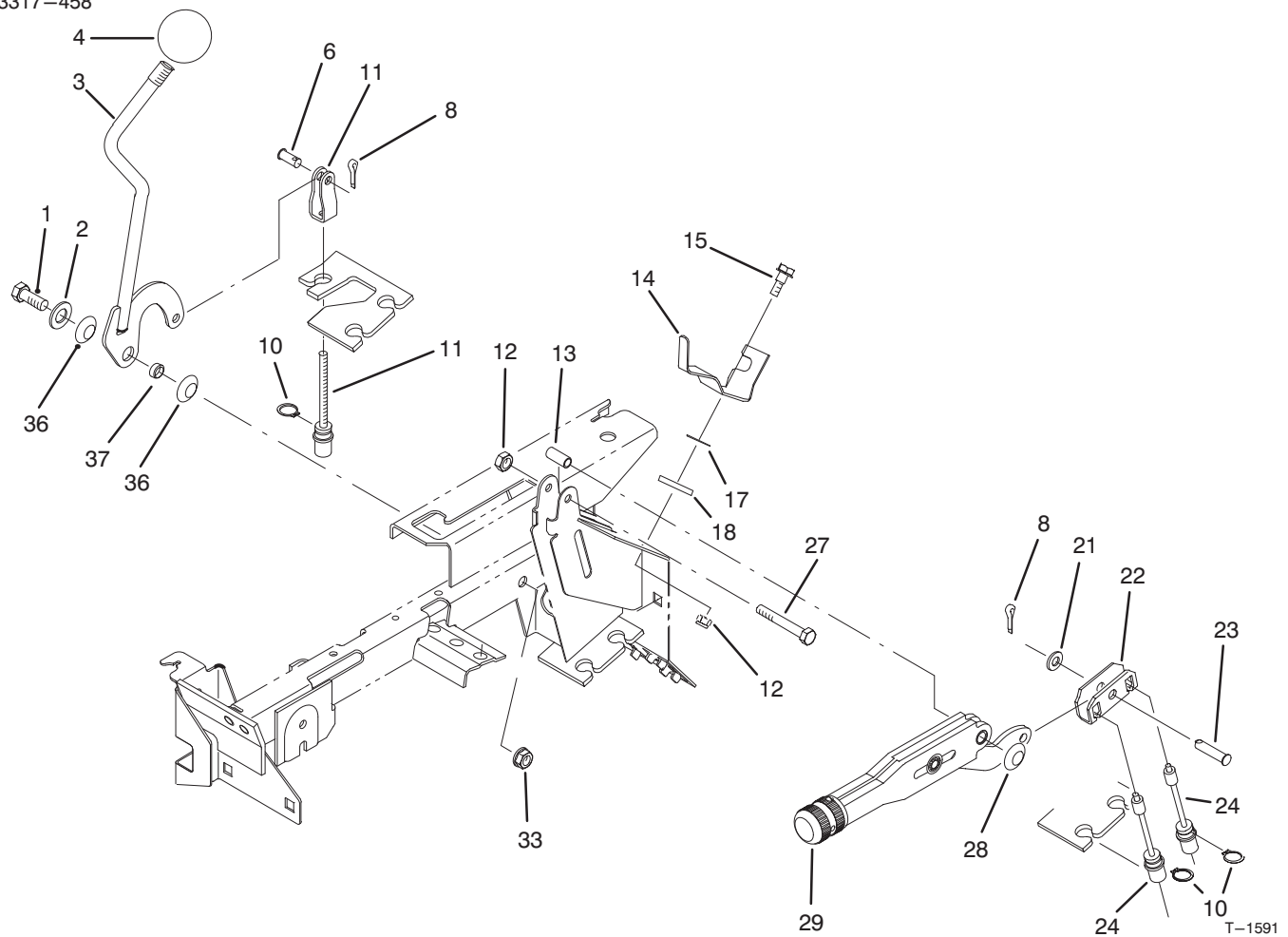
T-1590

HI-LO & SHIFT LEVER ASSEMBLIES

Ref. No.	Part No.	Description	No. Used
1	233-37	Knob	1
2	87-4350	Lever - Hi-Lo	1
3	3272-6	Pin - Cotter	3
4	32148-15	Insert - Threaded	1
5	3219-14	Nut	1
6	87-4420	Hi-Lo Cable Assembly (Incl. Ref. #5)	1
7	87-7160	Assembly - Clevis, Cable (Incl. Ref. #4)	1
8	283-62	Pin - Clevis	3
9	32144-4	Screw - Hex. Washer Hd.	2
10	87-4340	Clamp - Cable	1
11	3296-58	Nut - Lock	1
12	3220-3	Nut - Jam	2
13	3211-8	Screw - Cap Hex. Hd.	2
14	87-8110	Lever Support Assembly (Incl. Ref. #19)	1
15	87-4260	Cable Assembly (Incl. Ref. #41)	2
16	87-2040	Lever - Shift	1
17	87-6720	Knob	1
18	87-3650	Pin - Shift	1
19	32148-7	Nut - Clinch	2
20	87-3540	Link - Shift	2
21	87-2520	Tube - Pivot	1

Ref. No.	Part No.	Description	No. Used
22	87-6040	Bracket - Shifter	1
23	32121-48	Pin - Roll	1
24	87-2900	Spring - Compression	1
25	322-12	Screw - Cap Hex. Hd.	1
26	87-8640	Washer - Flat	1
27	87-3520	Clevis	1
28	87-2260	Boot - Shift Lower	1
29	87-3530	Button - Shifter	1
30	87-3660	Spring - Compression	1
31	3290-507	Pin - Dowel	1
32	3231-21	Bolt - Carriage	4
33	3290-357	Nut - Flange Lock	4
34	3290-221	Washer - Spring	1
35	76-9100	Spacer - Hi-Lo Lever	1
36	49-9150	Washer - Flat	1
37	323-6	Screw - Cap Hex. Hd.	1
38	87-6570	Foam - Seal	1
40	65-5220	Screw - Hex. Socket Hd.	3
41	3220-1	Nut - Jam	4
42	87-4960	Clamp - Cable	1
43	3218-18	Nut - Jam	1
45	3296-39	Nut - Lock	1
46	3290-456	Washer - Belleville	2
47	87-2310	Clevis - Cable	2

3317-458

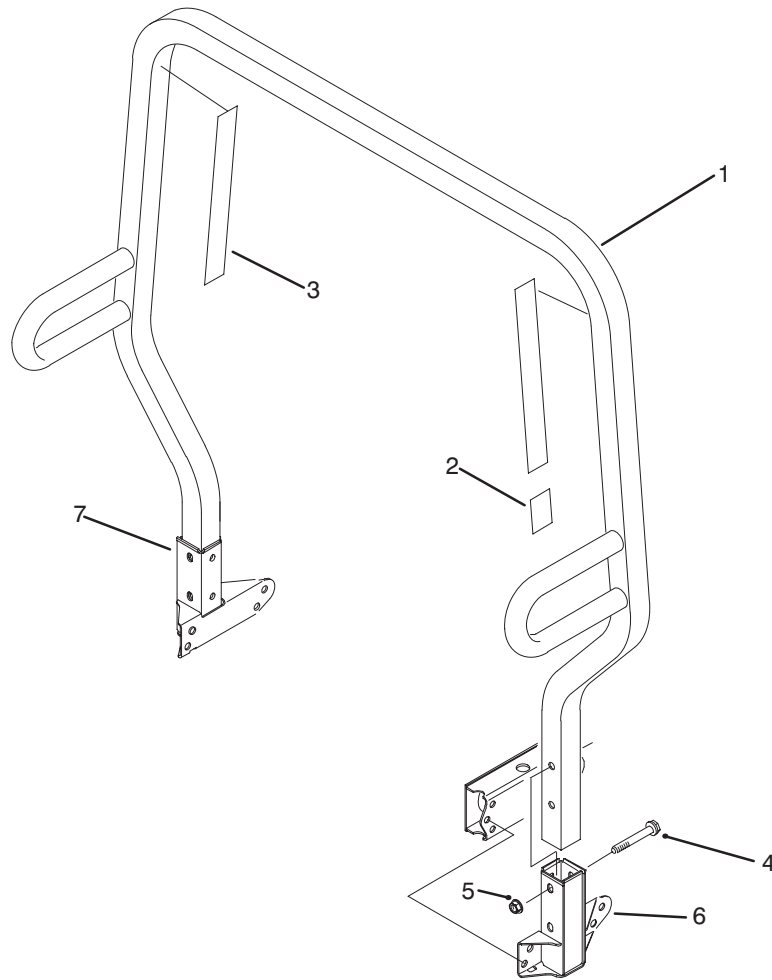


T-1591

DIFFERENTIAL LOCK & PARKING BRAKE ASSEMBLIES

Ref. No.	Part No.	Description	No. Used
1	323-6	Screw - Cap Hex. Hd.	1
2	49-9150	Washer - Flat	1
3	87-5030	Lever - Differential Lock	1
4	233-48	Knob	1
6	283-62	Pin - Clevis	1
8	3272-10	Pin - Cotter	2
10	32120-47	Ring - Retaining	3
11	87-4460	Differential Lock Cable	1
12	3296-42	Nut - Lock	2
13	87-4710	Spacer - Barking Brake	1
14	87-6640	Lever - Dump Stop	1
15	42-3560	Screw - Shoulder	1

Ref. No.	Part No.	Description	No. Used
17	3290-478	Washer - Belleville	1
18	71-5320	Washer - Flat	1
21	3256-23	Washer - Flat	1
22	87-3480	Plate - Brake Equalizer	1
23	283-14	Pin - Clevis	1
24	87-8240	Cable - Parking Brake	2
27	321-9	Screw - Cap Hex. Hd.	1
28	3290-477	Washer - Curved	1
29	87-2710	Lever - Parking Brake	1
33	3296-39	Nut - Lock	1
36	3290-221	Washer - Spring	2
37	76-2290	Spacer	1



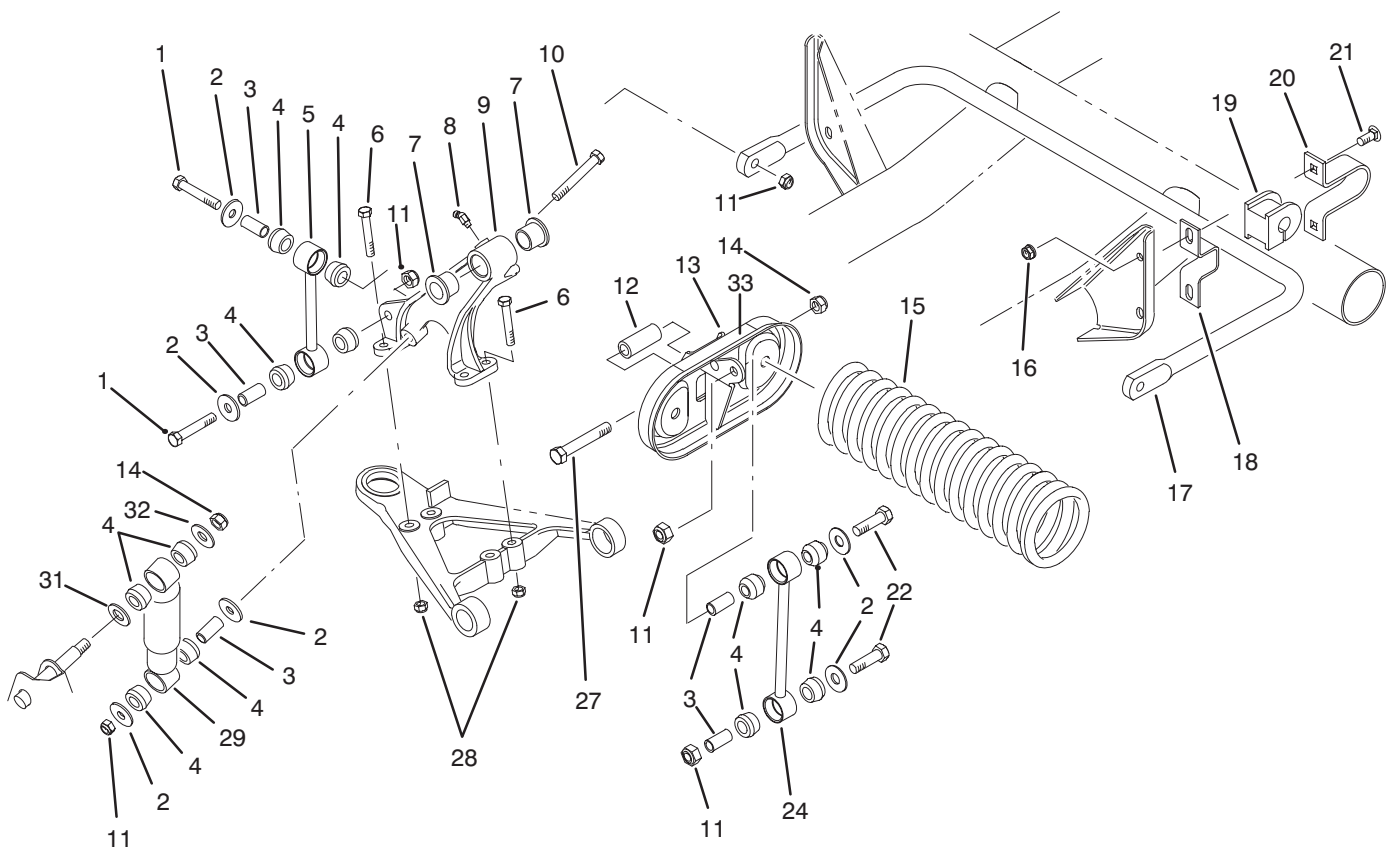
T-1592

R.O.P.S. ASSEMBLY

Ref. No.	Part No.	Description	No. Used
1	87-7090	Assembly - Frame, R.O.P.S. (Incl. Ref. #2 & 3)	1
‡2	87-5940	Decal - Rollover (US)	1
‡*	93-9850	Decal - Rollover (CE)	1
‡3	87-5980	Decal - ROPS (US)	2
‡*	93-9859	Decal - ROPS (CE)	2

Ref. No.	Part No.	Description	No. Used
4	3234-40	Screw - Hex. Flange Hd.	4
5	32128-23	Nut - Flange Lock	4
6	87-6950	Receiver - LH	1
7	87-6960	Receiver - RH	1

‡For different language versions of this part, see International Decal Cross Reference.



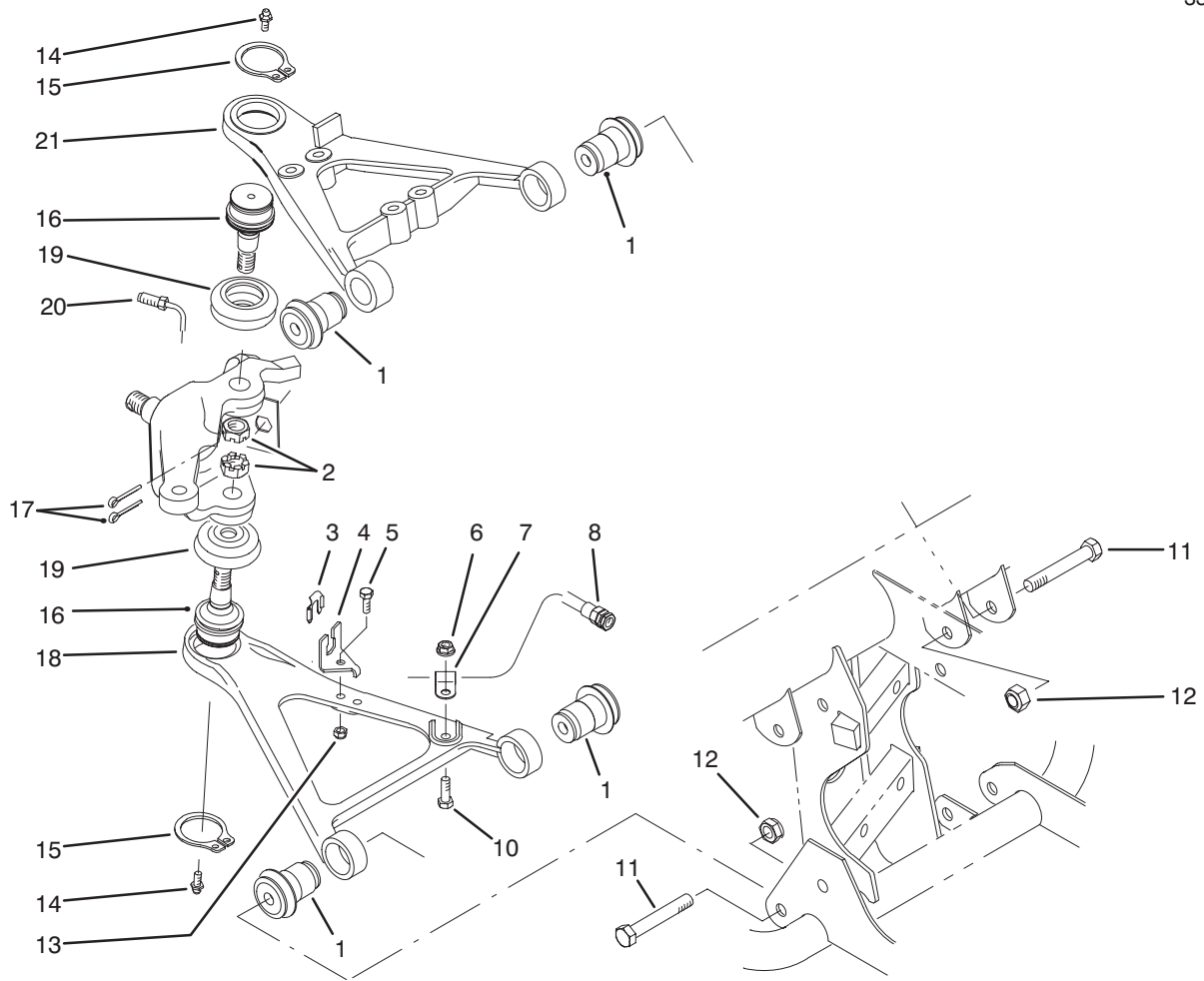
T-1593

FRONT SUSPENSION ASSEMBLY

Ref. No.	Part No.	Description	No. Used	Ref. No.	Part No.	Description	No. Used
1	324-10	Screw - Cap Hex. Hd.	4	15	87-0690	Spring - Compression	2
2	87-5330	Washer	12	16	3290-357	Nut - Flange Lock	4
3	87-3600	Spacer	10	17	87-3850	Bar - Anti-Sway	1
4	87-3920	Bushing - Rubber	24	18	87-3890	Bracket - Anti-Sway Bar	2
5	87-3860	Link - Anti-Sway Bar	2	19	87-3910	Bushing - Anti-Sway Bar	2
6	323-12	Screw - Cap Hex. Hd.	8	20	87-4010	Clamp - Anti-Sway Bar	2
7	33-3090	Bushing - Flange	4	21	3231-3	Bolt - Carriage	4
8	302-11	Fitting - Grease	1	22	324-9	Screw - Cap Hex. Hd.	4
9	87-0150	Tower - Control Arm RH	1	24	87-2480	Link - Stabilizer	2
*	87-0160	Tower - Control Arm LH	1	27	325-13	Screw - Cap Hex. Hd.	4
10	324-13	Screw - Cap Hex. Hd.	2	28	3296-39	Nut - Lock	8
11	3296-48	Nut - Lock	10	29	87-3110	Absorber - Shock	2
12	87-2500	Sleeve - Spring Pivot	2	31	3256-27	Washer - Flat	2
13	87-7150	Assembly - Cradle, Spring (Incl. Ref. #33)	2	32	3256-6	Washer - Flat	2
14	3296-23	Nut - Lock	4	‡33	44-0760	Decal - Warning	2
				‡*	93-9879	Decal - Warning (CE)	2

*Not Illustrated

‡For different language versions of this part, see International Decal Cross Reference.

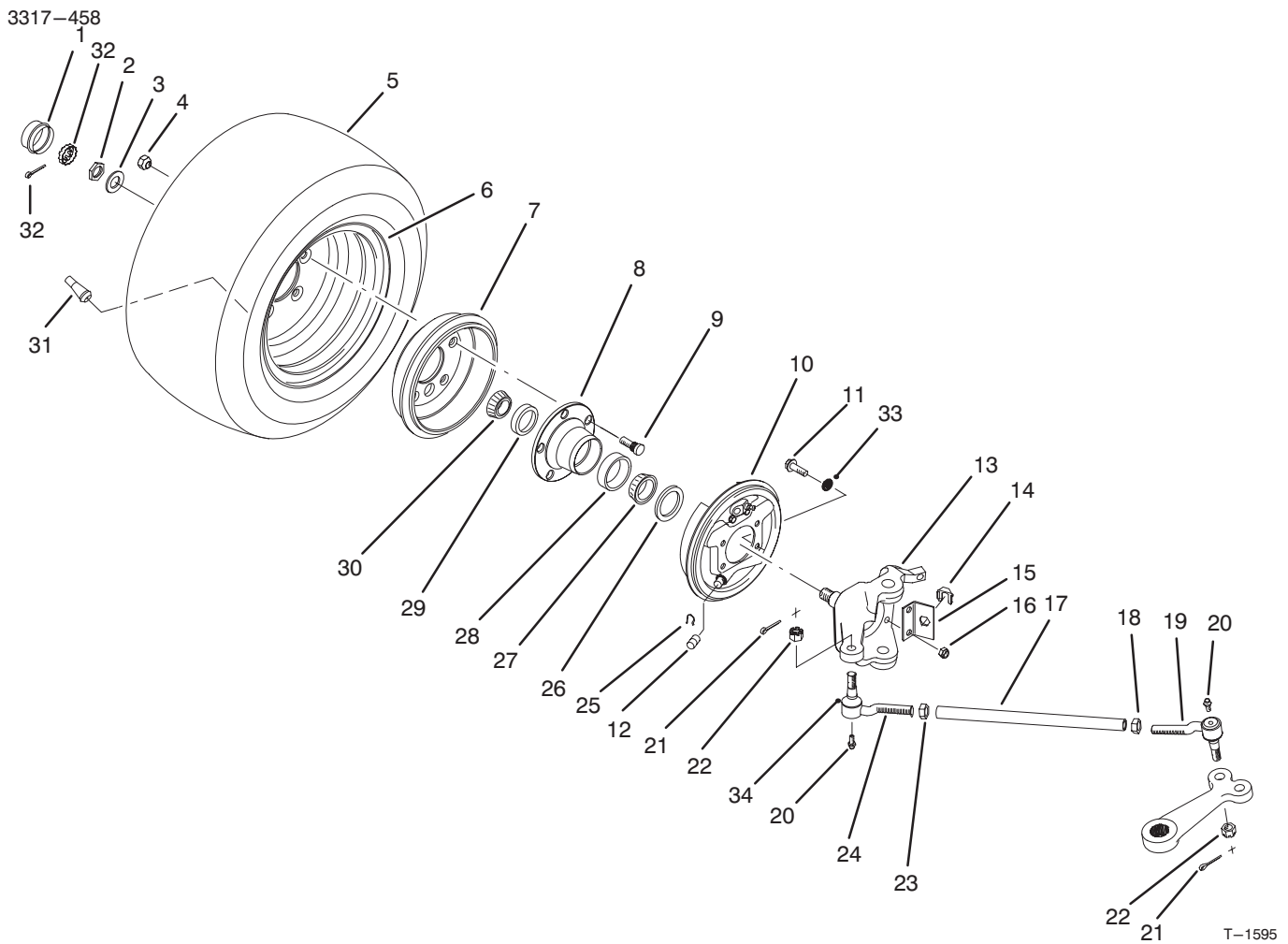


T-1594

FRONT SUSPENSION CONTROL ARM ASSEMBLY

Ref. No.	Part No.	Description	No. Used	Ref. No.	Part No.	Description	No. Used
1	87-1450	Bushing - Rubber	8	14	302-5	Fitting - Grease	4
2	32136-2	Nut - Slotted	2	15	32151-104	Ring - Snap	4
3	87-3580	Retainer - Brake Hose	2	16	87-1430	Joint - Ball	4
4	87-2870	Bracket - Brake Hose	2	17	3272-12	Pin - Cotter	4
5	321-6	Screw - Cap Hex. Hd.	2	18	87-0210	Arm - Control Lower RH	1
6	32128-20	Nut - Flange Lock	2	*	87-0220	Arm - Control Lower LH	1
7	2412-10	Clamp - R	2	19	87-2420	Boot	4
8	93-7123	Hose - Brake Front	2	20	87-2800	Tube - Brake RH	1
10	322-5	Screw - Cap Hex. Hd.	2	*	87-2790	Tube - Brake LH	1
11	325-13	Screw - Cap Hex. Hd	8	21	93-7135	Arm - Control Upper RH	1
12	3296-23	Nut - Flange Lock	8	*	93-7133	Arm - Control Upper LH	1
13	3296-42	Nut - Lock	2				

*Not Illustrated

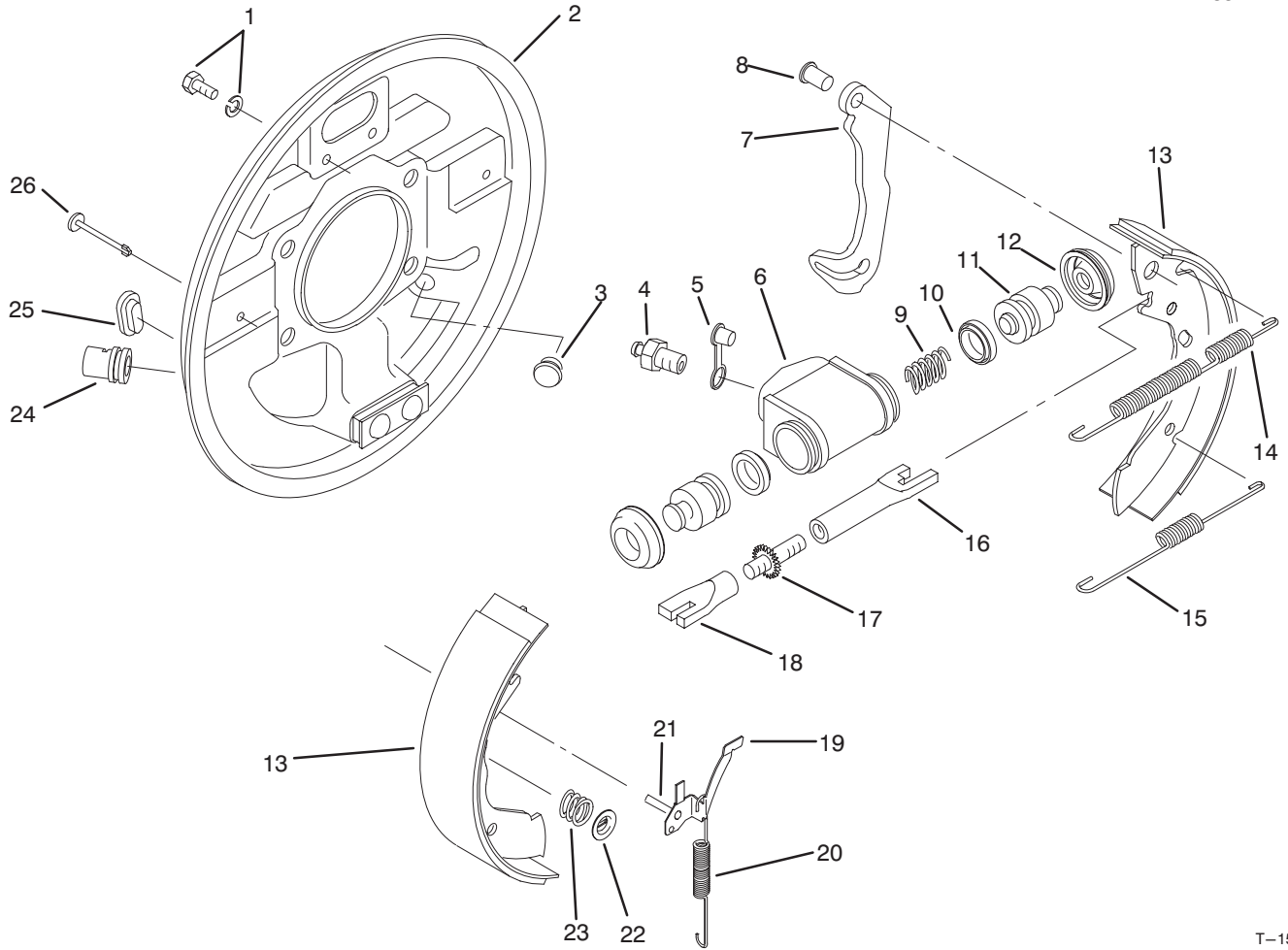


FRONT WHEEL ASSEMBLY

Ref. No.	Part No.	Description	No. Used
1	241-119	Cap Dust	2
2	3220-7	Nut - Jam	2
3	93-0309	Washer - Tab	2
4	23-7270	Nut - Lug	10
5	87-3300	Tire	2
6	87-5720	Rim	2
7	87-0270	Drum - Brake	2
8	87-5560	Hub - Wheel	2
9	87-8730	Stud - Drive	10
10	87-3010	Brake Assembly - RH	1
*	87-3020	Brake Assembly - LH	1
11	323-8	Screw - Hex. Flange Hd.	8
12	87-3450	Plug	2
13	87-9430	Spindle - RH	1
*	87-9440	Spindle - LH	1
14	87-3580	Retainer	2
15	87-2820	Bracket - Hose	2
16	3296-39	Nut - Lock	8
17	87-2410	Rod - Tie	2
18	3218-21	Nut - Jam	2

Ref. No.	Part No.	Description	No. Used
19	87-1470	Rod End Assy. - LH Thread (Incl. Ref. # 20-22 & 34)	2
20	302-5	Fitting - Grease	4
21	3272-12	Pin - Cotter	4
22	32136-3	Nut - Slotted	4
23	3220-11	Nut - Jam	2
24	87-1480	Rod End Assy. - RH Thread (Incl. Ref. #20-22 & 34)	2
25	87-3310	Clip - Brake Cable	2
26	87-3590	Seal - Bearing	2
27	254-106	Cone - Bearing	2
28	254-107	Cup - Bearing	2
29	254-72	Cup - Bearing	2
30	254-94	Cone - Bearing	2
31	232-27	Stem - Valve	2
32	3272-12	Pin - Cotter	2
33	3253-21	Washer - Lock	8
34		Seal - Rod End	4
35	93-0307	Nut - Retainer	2
*	87-5340	Seal Kit - Tie Rod End (Incl. Ref. #20-22 & 34)	4

*Not Illustrated



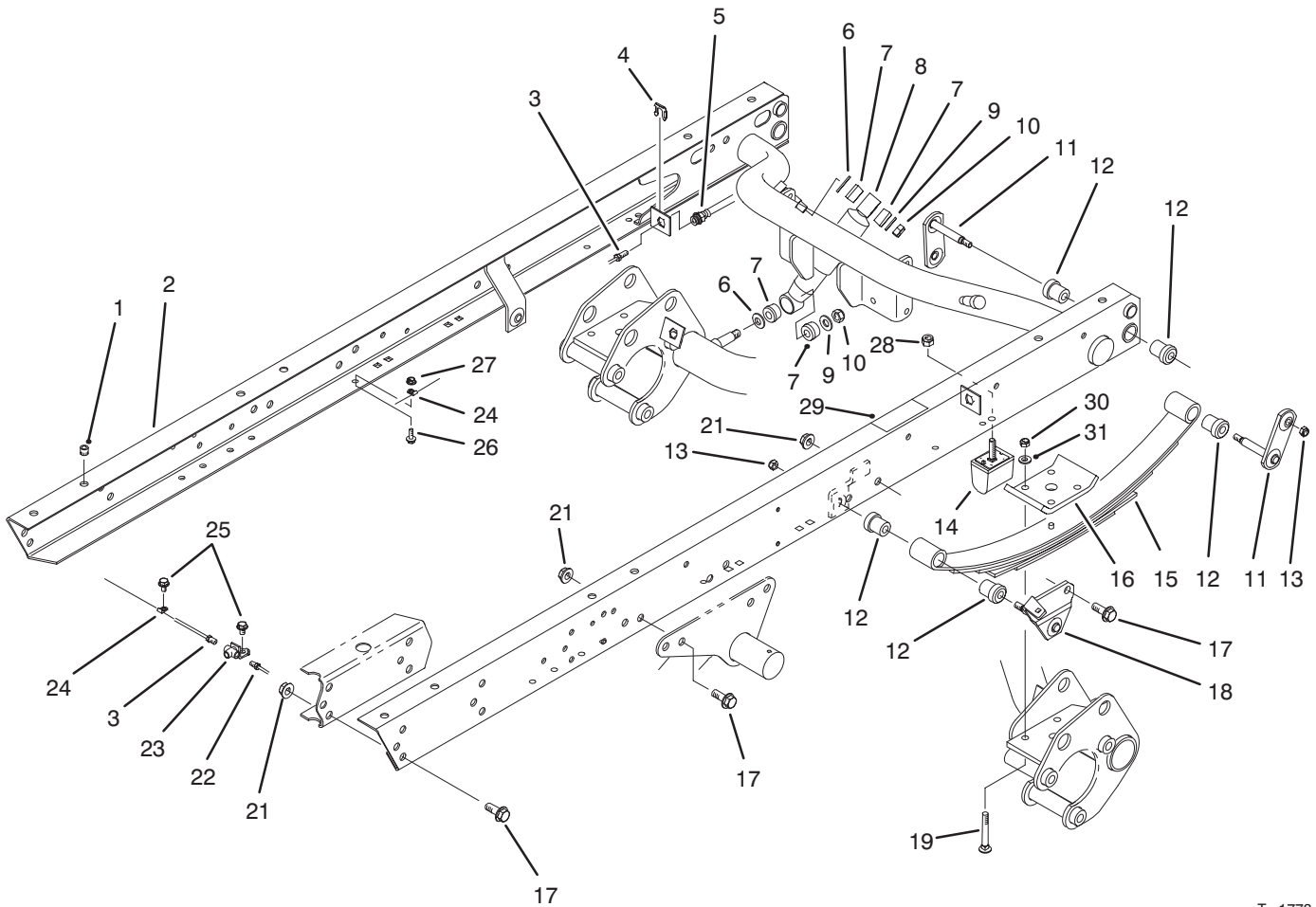
T-1596

FRONT BRAKE ASSEMBLY

Ref. No.	Part No.	Description	No. Used
1	92-4135	Set Bolt	2
2	92-4115	Backplate Assembly LH (Incl. Ref. #24)	1
*	92-4116	Backplate Assembly RH (Incl. Ref. #24)	1
3	92-4125	Plug	1
4	92-4113	Screw - Bleed	1
5	92-4114	Cap - Bleed Screw	1
6		Body	1
7		Lever - Operating LH/RH	1
8		Pin	1
9		Spring	1
10		Seal - 'L' Type	2
11		Piston	2
12		Cover - Dust	2
13	92-4120	Shoe & Lining Set (Incl. Ref. #7 & 8)	1
14	92-4126	Spring - Shoe, Upper LH	1
*	92-4127	Spring - Shoe, Upper RH	1
15	92-4128	Spring - Shoe, Lower	1
16		Pushrod - Female LH	1
*		Pushrod - Female RH	1
17		Bolt - Adjuster	1
18		Sleeve - Adjuster	1

Ref. No.	Part No.	Description	No. Used
19	92-4123	Assembly - Pawl LH (Incl. Ref. #21)	1
*	92-4124	Assembly - Pawl RH (Incl. Ref. #21)	1
20	92-4129	Spring - Adjuster, LH	1
*	92-4130	Spring - Adjuster, RH	1
21		Pin - Pawl	1
22	92-4131	Washer - Hold Down	2
23	92-4132	Spring - Hold Down	2
24		Guide - Pipe	1
25	92-4134	Plug - Inspection	1
26	92-4133	Pin - Hold Down	2
*	92-4121	Assembly - Adjuster LH (Incl. Ref. #16-18)	1
*	92-4122	Assembly - Adjuster RH (Incl. Ref. #16-18)	1
*	92-4117	Assy. - Wheel Cylinder LH (Incl. Ref. #4-6 & 9-12)	1
*	92-4118	Assy. - Wheel Cylinder RH (Incl. Ref. #4-6 & 9-12)	1
*	92-4119	Kit - Seal (Incl. Ref. #10 & 12)	1
*	87-3010	Front Brake Assembly - RH (Complete)	1
*	87-3020	Front Brake Assembly - LH (Complete)	1

*Not Illustrated



T-1778

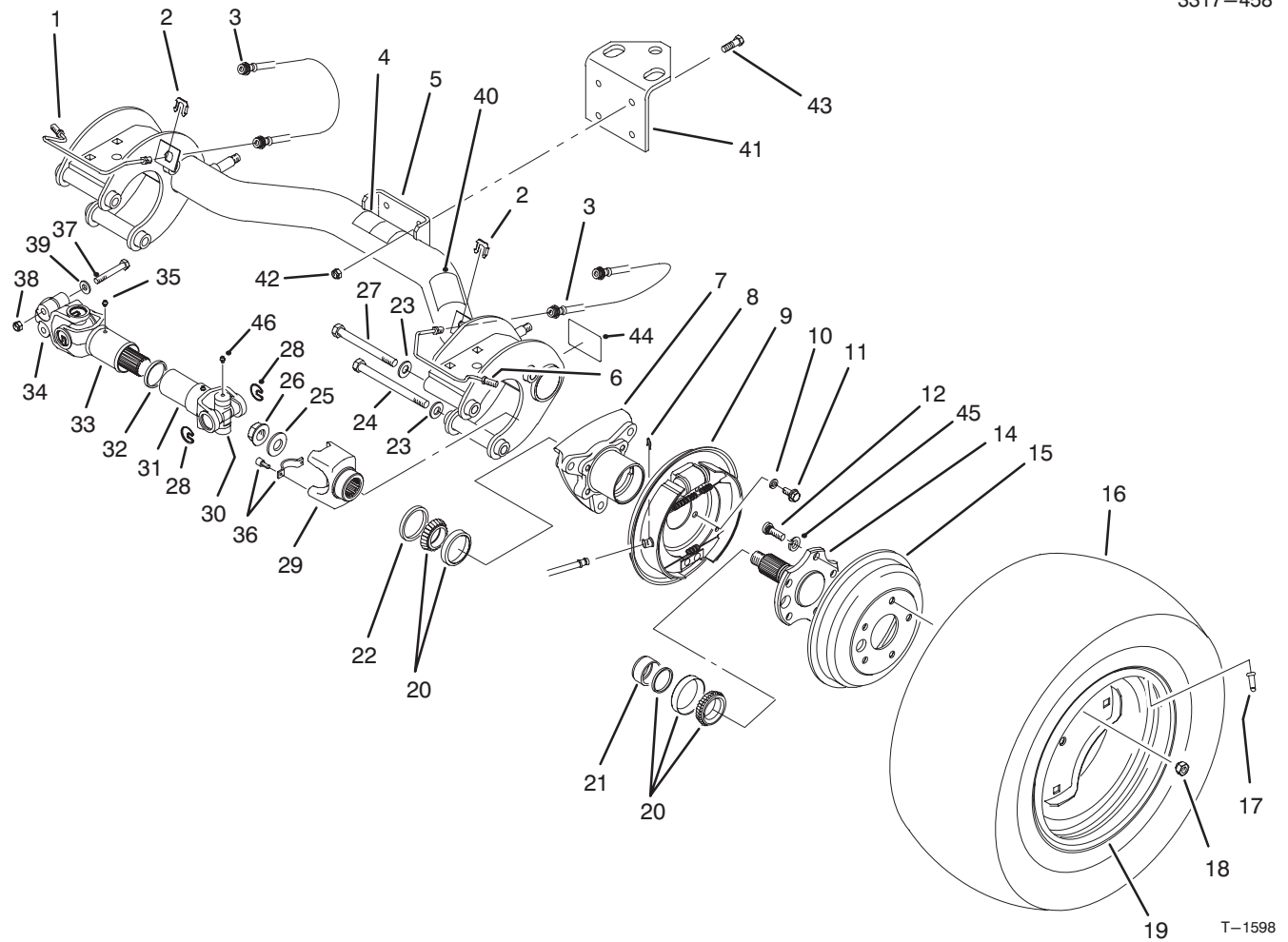
REAR FRAME ASSEMBLY

Ref. No.	Part No.	Description	No. Used
1	32148-10	Insert – Threaded	8
2	87-8440	Assembly – Rear Frame (Incl. Ref. #1 & 29)	1
3	87-3270	Tube – Brake RH	1
4	87-3580	Retainer	2
5	87-4100	Hose – Brake	2
6	3256-27	Washer – Flat	4
7	87-3920	Bushing – Rubber	8
8	87-3110	Shock Absorber	2
9	3256-6	Washer – Flat	4
10	3296-23	Nut – Lock	4
11	87-3980	Shackle – Spring	4
12	87-4760	Bushing	12
13	3296-39	Nut – Lock	6
14	87-3470	Bumper – Spring	2
15	87-1490	Spring – Leaf	2
16	87-7470	Plate – Clamp	2

Ref. No.	Part No.	Description	No. Used
17	3234-38	Screw – Hex. Flange Hd.	22
18	87-3960	Mount – Spring LH	1
*	87-3940	Mount – Spring RH	1
19	3232-17	Bolt – Carriage	8
21	32128-23	Nut – Flange Lock	22
22	87-3280	Tube – Brake LH	1
23	87-3560	Tee – Brake Tube	1
24	2412-149	Clamp – Tube	5
25	32104-82	Screw – Hex. Flange Hd.	2
26	321-4	Screw – Hex. Flange Hd.	3
27	32128-33	Nut – Flange Lock	4
28	48-9520	Nut – Lock	2
‡29	66-6840	Decal – Caution (US)	1
‡*	93-8071	Decal – Caution (CE)	1
30	3296-76	Nut – Lock	8
31	87-7480	Washer – Flat	8

*Not Illustrated

‡For different language versions of this part, see International Decal Cross Reference.

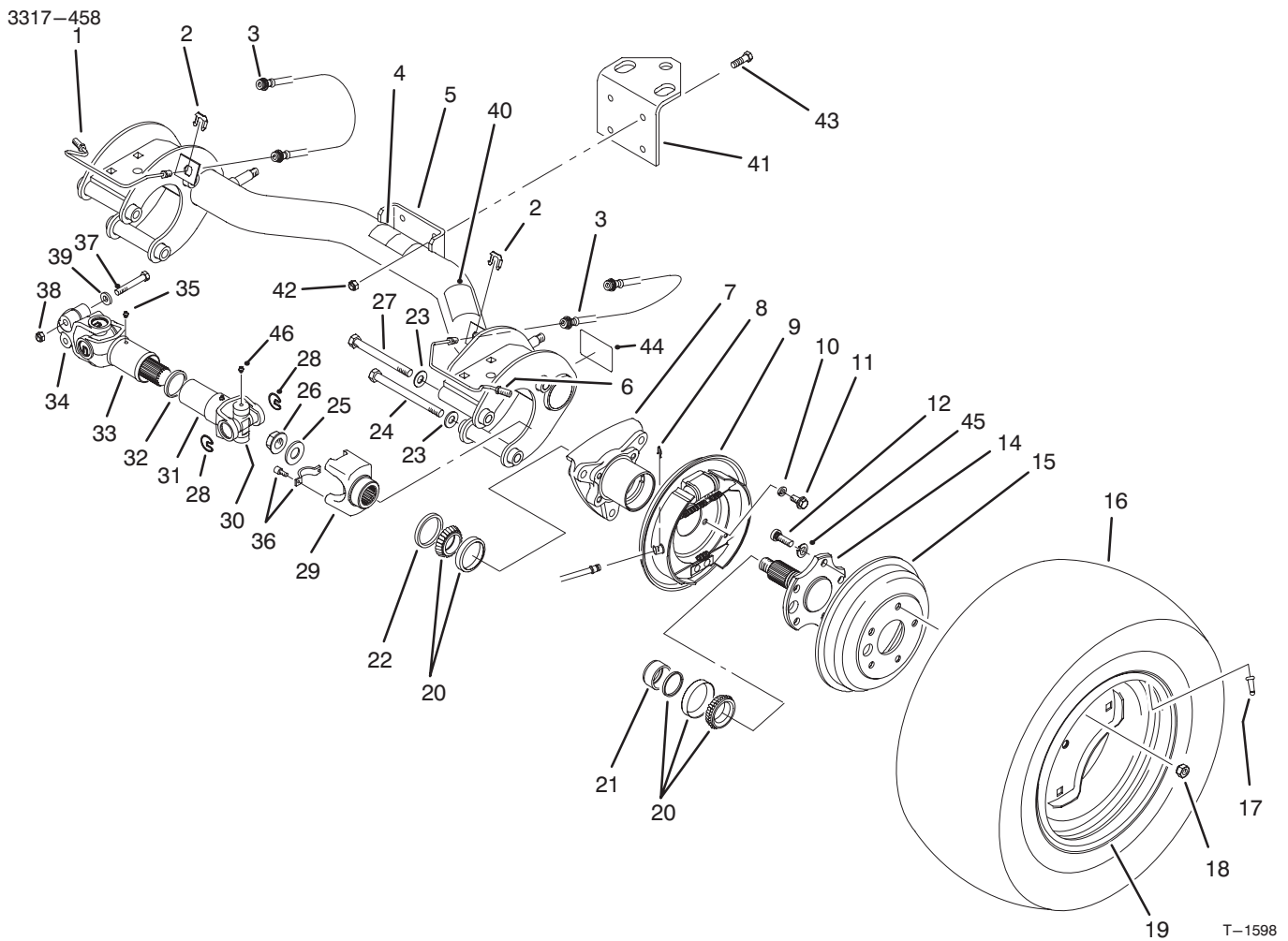


REAR AXLE ASSEMBLY

Ref. No.	Part No.	Description	No. Used	Ref. No.	Part No.	Description	No. Used
1	87-4090	Tube – Brake RH	1	21	87-4060	Spacer – Bearing	2
2	87-3580	Retainer – Brake Hose	2	22	87-3590	Seal – Bearing	2
3	87-4100	Hose – Brake	2	23	87-7270	Washer – Flat	6
‡4	87-6060	Decal – ATF (US)	1	24	325-20	Screw – Cap Hex. Hd.	5
‡*	93-9442	Decal – ATF (CE)	1	25	87-3060	Washer – Flat	2
5	87-7110	Assembly – Axle, Rear (Incl. Ref. #4, 40 & 44)	1	26	32128-53	Nut – Flange Lock	2
6	87-4080	Tube – Brake LH	1	27	325-19	Screw – Cap Hex. Hd.	1
7	87-2240	Housing – Axle	2	28	92-4188	Ring – Snap	12
8	87-3310	Clip – Brake Cable	2	29	92-4190	Yoke – End	2
9	93-7126	Brake Assembly LH	1	30	92-4187	Cross & Bearing Kit	4
*	93-7125	Brake Assembly RH	1	31	92-4182	Yoke & Hub	2
10	3253-21	Washer – Lock	8	32	92-4180	Seal	2
11	323-6	Screw – Cap Hex. Hd.	8	33	92-4179	Yoke, Shaft & Seal Tube	2
12	87-2080	Stud – Drive	10	34	92-4177	Yoke – Double Clamp	2
14	93-7090	Stub – Axle	2	35	302-5	Fitting – Grease	4
15	93-7128	Drum – Brake	2	36	92-4189	Strap & Bolt Kit	4
16	87-6740	Tire – Rear 24"	2	37	87-8700	Screw – Cap Hex. Hd.	4
*	87-3290	Tire – Rear 23" (Optional)	2	38	32128-36	Nut – Lock	4
17	232-27	Valve – Stem	2	39	80-6990	Washer	4
18	23-7270	Nut – Lug	10	‡40	87-5990	Decal – PTO (US)	1
19	87-6750	Rim – Rear 24"	2	‡*	93-9862	Decal – PTO (CE)	1
*	87-3000	Rim – Rear 23" (Optional)	2	41	92-5951	Angle – Hitch	1
20	87-1970	Bearing Matched Set	2	42	3296-39	Nut – Lock	4
				43	323-7	Screw – Cap Hex. Hd.	4
				‡44	87-9080	Decal – Grease (US)	2
				‡*	93-9449	Decal – Grease (CE)	2

*Not Illustrated

‡For different language versions of this part, see International Decal Cross Reference.

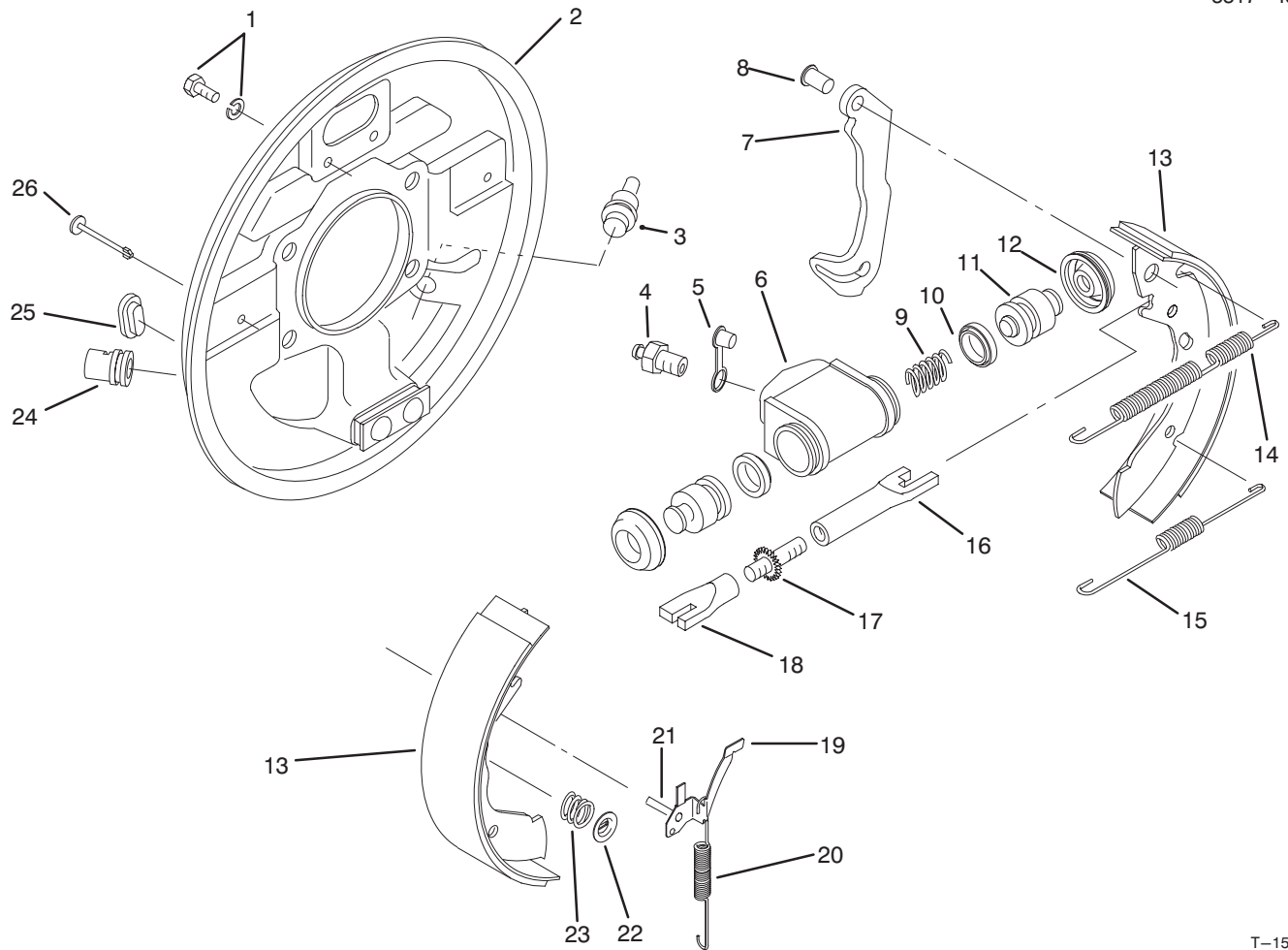


REAR AXLE ASSEMBLY (Continued)

Ref. No.	Part No.	Description	No. Used
45	3253-6	Washer - Lock	10
46	302-58	Fitting - Grease	16
*	93-7124	Driveshaft Assembly (Incl. Ref. #28-36 & 46)	2

Ref. No.	Part No.	Description	No. Used
*	87-5370	Rear Tire & Wheel Assembly (24")	2
*	87-6370	Rear Tire & Wheel Assembly (Optional 23")	2

*Not Illustrated

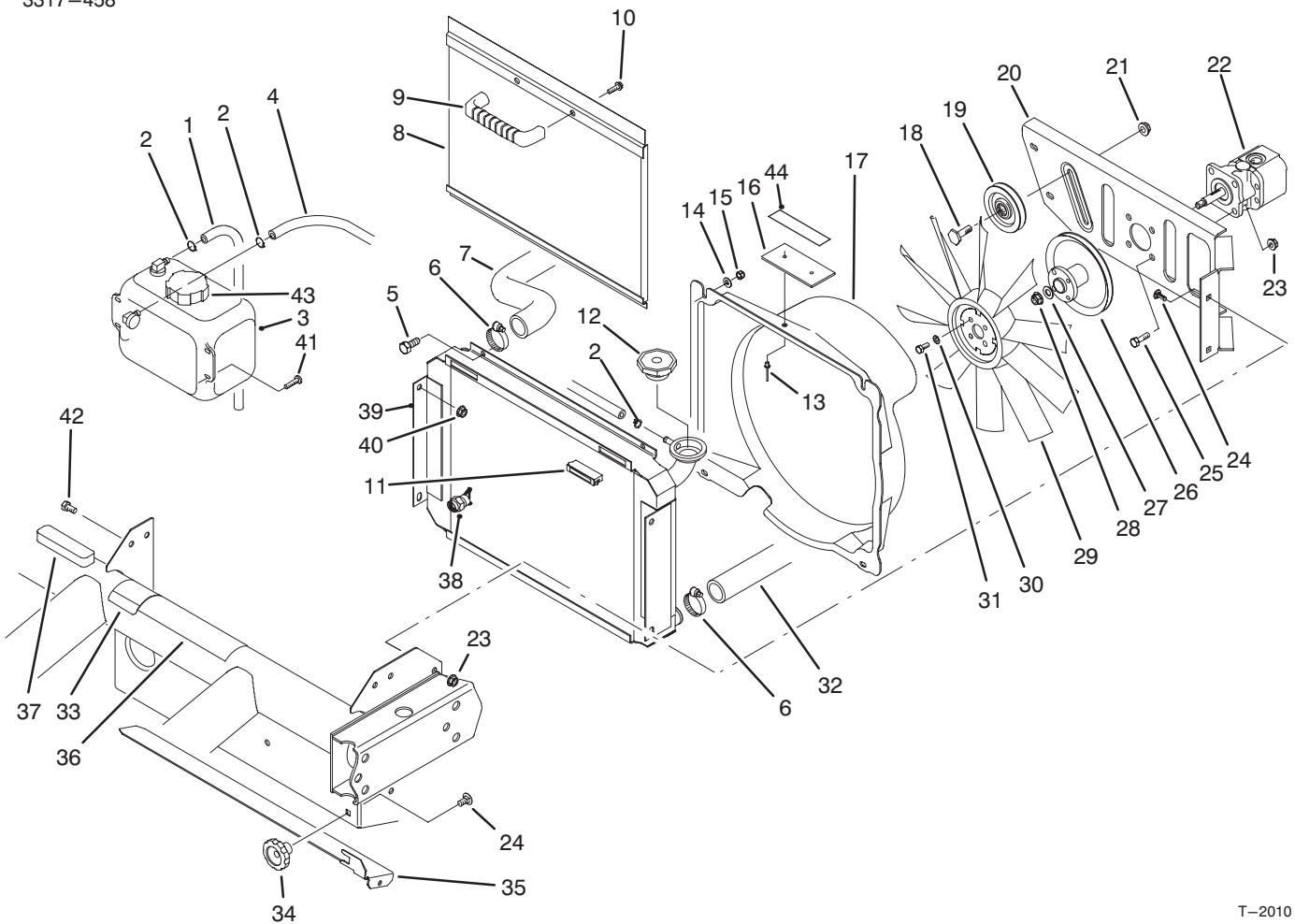


T-1599

REAR BRAKE ASSEMBLY

Ref. No.	Part No.	Description	No. Used	Ref. No.	Part No.	Description	No. Used
1	92-4135	Set Bolt	2	19	92-4123	Assembly - Pawl LH (Incl. Ref. #21)	1
2	92-4136	Backplate Assembly LH (Incl. Ref. #24)	1	*	92-4124	Assembly - Pawl RH (Incl. Ref. #21)	1
*	92-4100	Backplate Assembly RH (Incl. Ref. #24)	1	20	92-4150	Spring - Adjuster, LH	1
3	92-4146	Plug	1	*	92-4151	Spring - Adjuster, RH	1
4	92-4137	Screw - Bleed	1	21		Pin - Pawl	1
5	92-4114	Cap - Bleed Screw	1	22	92-4131	Washer - Hold Down	2
6		Body	1	23	92-4152	Spring - Hold Down	2
7		Lever - Operating LH/RH	1	24		Guide - Pipe	1
8		Pin	1	25	92-4134	Plug - Inspection	1
9		Spring	1	26	92-4133	Pin - Hold Down	2
10		Seal - 'L' Type	2	*	92-4144	Assembly - Adjuster LH (Incl. Ref. #16-18)	1
11		Piston	2	*	92-4145	Assembly - Adjuster RH (Incl. Ref. #16-18)	1
12		Cover - Dust	2	*	92-4140	Assy. - Wheel Cylinder LH (Incl. Ref. #4-6 & 9-12)	1
13	92-4143	Shoe & Lining Set (Incl. Ref. #7 & 8)	1	*	92-4141	Assy. - Wheel Cylinder RH (Incl. Ref. #4-6 & 9-12)	1
14	92-4147	Spring - Shoe, Upper LH	1	*	92-4142	Seal Kit (Incl. Ref. #10 & 12)	1
*	92-4148	Spring - Shoe, Upper RH	1	*	93-7125	Rear Brake Assembly - RH (Complete)	1
15	92-4149	Spring - Shoe, Lower	1	*	93-7126	Rear Brake Assembly - LH (Complete)	1
16		Pushrod - Female LH	1				
*		Pushrod - Female RH	1				
17		Bolt - Adjuster	1				
18		Sleeve - Adjuster	1				

*Not Illustrated



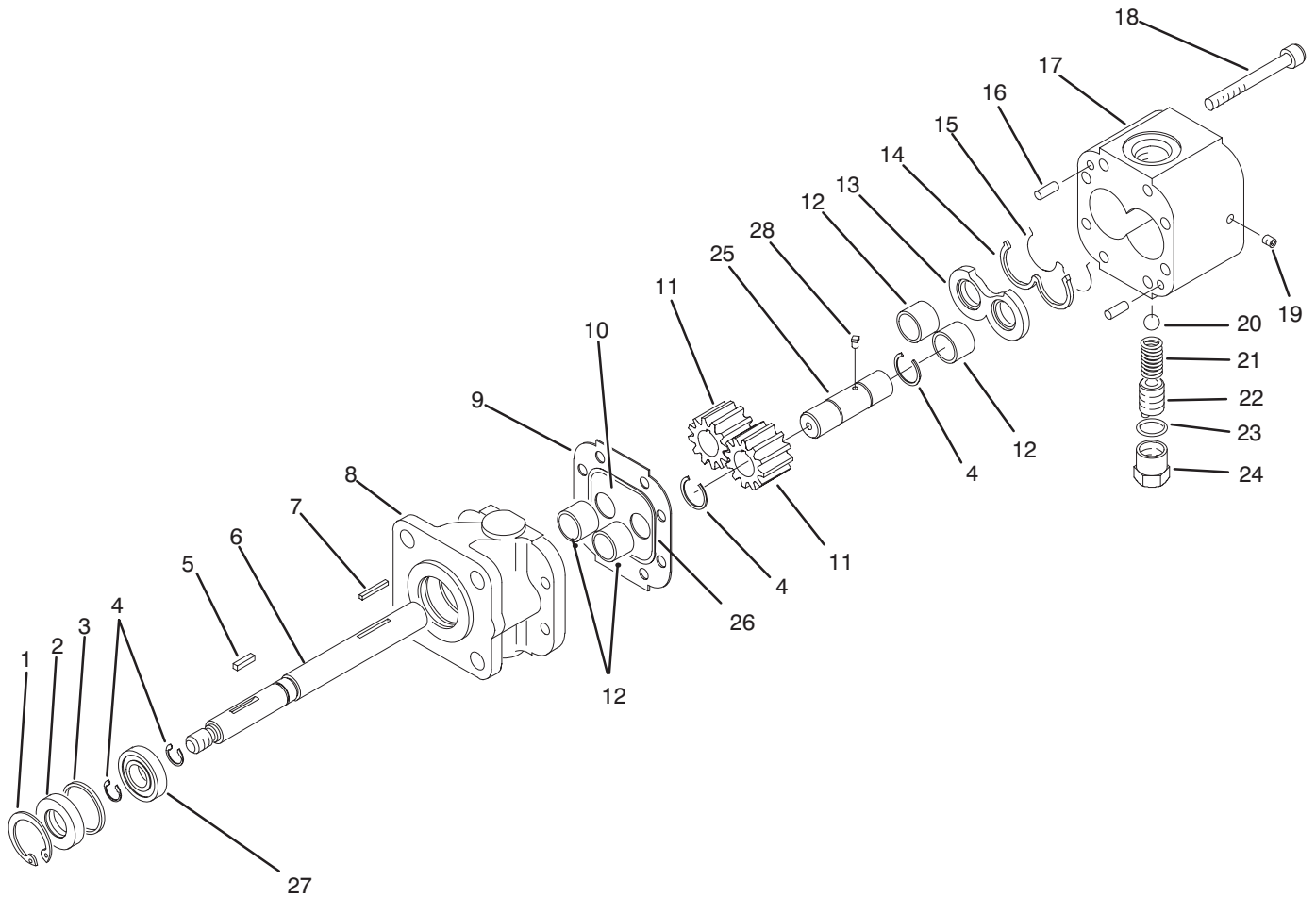
T-2010

RADIATOR & HYDRAULIC PUMP ASSEMBLY

Ref. No.	Part No.	Description	No. Used
1	71-3381	Tube - Overflow	2
2	92-2379	Clamp - Hose	3
3	87-3710	Overflow Reservoir Assembly (Incl. Ref. #43)	1
4	71-3383	Hose - Overflow	1
5	321-4	Screw - Cap Hex. Hd.	4
6	2412-34	Clamp - Hose	2
7	87-7330	Hose - Radiator Upper	1
8	93-7103	Screen - Radiator	1
9	65-5100	Handle	1
10	46-8091	Screw - Hex. Flange Hd.	2
11	58-4250	Magnet	2
12	66-3240	Cap - Radiator	1
13	3290-271	Rivet - Pop	2
14	3256-22	Washer - Flat	4
15	3296-42	Nut - Lock	4
16	76-8750	Plate - Warning	1
17	92-4198	Fan Shroud Assembly (Incl. Ref. #13,16 & 44)	1
18	32141-86	Screw - Leveler	1
19	63-8140	Pulley	1
20	93-7088	Support - Fan	1
21	3290-357	Nut - Flange Lock	1
22	87-5700	Hydraulic Pump Assembly	1
23	3296-29	Nut - Flange Lock	8

Ref. No.	Part No.	Description	No. Used
24	3230-23	Bolt - Carriage	5
25	322-5	Screw - Cap Hex. Hd.	4
26	87-7320	Pulley	1
27	3256-45	Washer - Flat	1
28	3296-5	Nut - Flange Lock	1
29	84-1880	Fan	1
30	3253-3	Washer - Lock	4
31	321-3	Screw - Cap Hex. Hd.	4
32	87-4150	Hose - Radiator Lower	1
‡33	83-9150	Decal - Starting Fluid (US)	1
‡*	93-7275	Decal - Starting Fluid (CE)	1
34	19-4050	Knob	1
35	87-9300	Door - Clean Out	1
‡36	87-9420	Decal - Caution (US)	1
‡*	93-9447	Decal - Caution (CE)	1
37	87-9810	Foam - Overflow Tank	1
38	92-4111	Petcock - Radiator	1
39	93-7051	Radiator Assembly (Incl. Ref. #38)	1
40	32128-20	Nut - Lock	4
41	3250-20	Screw - Round Hd.	4
42	322-2	Screw - Cap Hex. Hd.	4
43	87-7050	Cap - Reservoir	1
‡44	93-6681	Decal - Warning (CE)	1

‡For different language versions of this part, see International Decal Cross Reference.

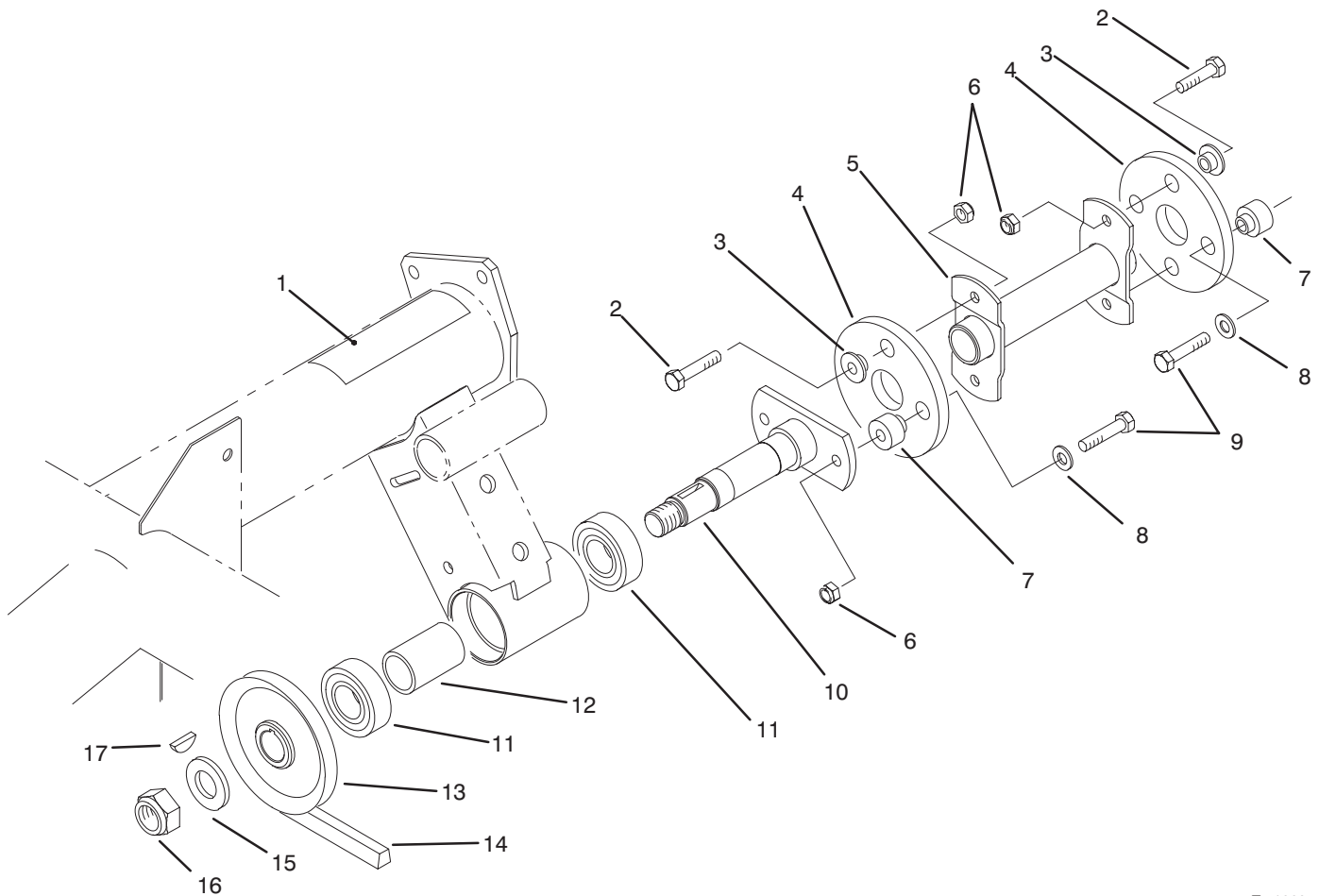


T-1601

HYDRAULIC PUMP ASSEMBLY NO. 87-5700

Ref. No.	Part No.	Description	No. Used
1	32151-41	Ring - Retaining	1
2	92-2195	Seal - Oil	1
3	92-2186	Spacer	1
4	92-2178	Ring - Crescent	4
5	92-2179	Key - Square	1
6	92-2189	Shaft - Drive	1
7	92-2177	Pin - Shear	1
8	92-2188	Stator	1
9	92-2182	Plate - Seal	1
10	92-2183	Plate - Wear	1
11	92-2175	Gear	2
12	92-2192	Bearing	4
13	92-2181	Plate - Pressure	1
14	92-2197	Seal - Back Up	1

Ref. No.	Part No.	Description	No. Used
15	92-2196	Seal - Pressure Plate	1
16	92-2176	Pin - Dowel	2
17	92-2187	Housing - Gear, End	1
18	92-2173	Screw - Cap Socket Head	8
19	92-2185	Plug	1
20	92-2193	Ball	1
21	92-2194	Spring	1
22	92-2174	Screw - Adjusting	1
23	92-2180	Gasket - Copper	1
24	92-2184	Cap - Relief Valve	1
25	92-2190	Shaft - Idler	1
26	92-2198	Seal	1
27	92-2191	Bearing	1
28	92-2199	Key - Ball	1



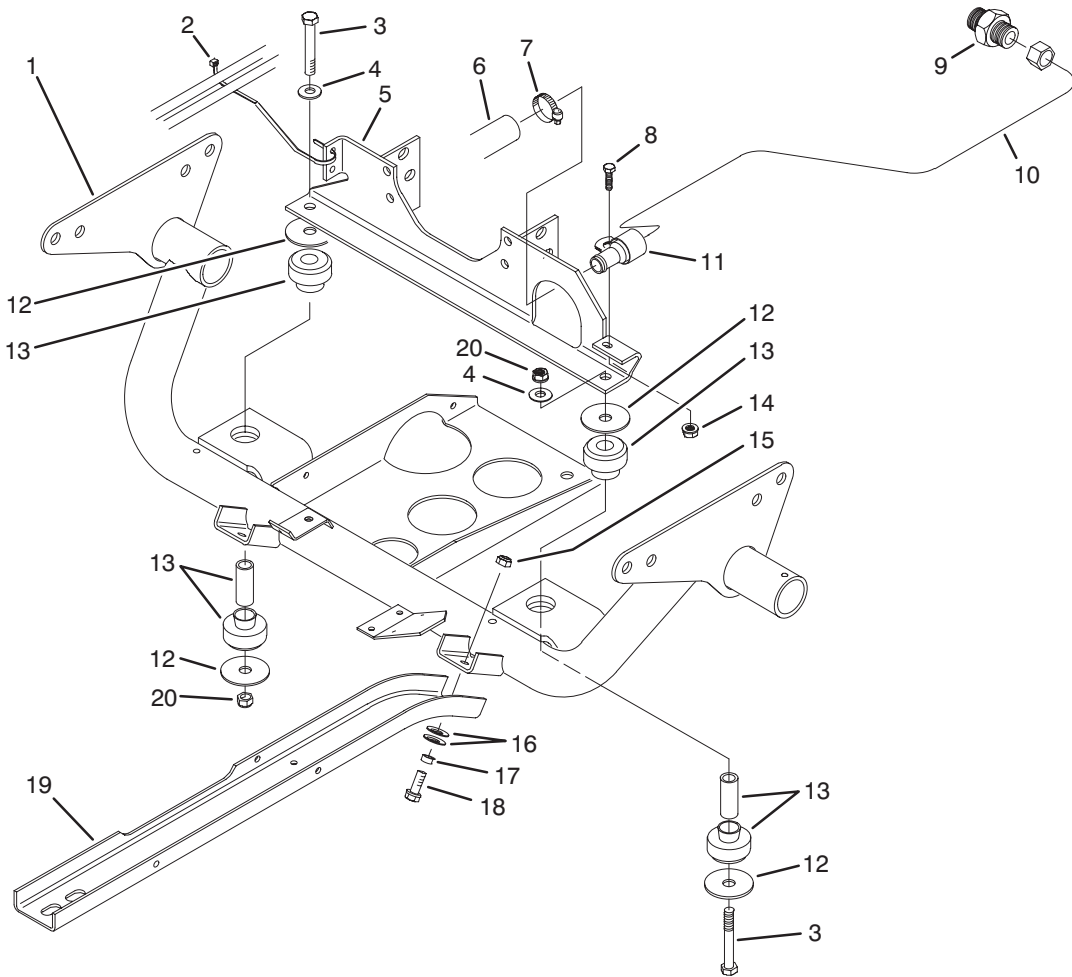
T-1660

HYDRAULIC PUMP DRIVE ASSEMBLY

Ref. No.	Part No.	Description	No. Used
‡1	80-8040	Decal – Caution (US)	1
‡*	93-7814	Decal – Caution (CE)	1
2	322-5	Screw – Cap Hex. Hd.	4
3	27-6600	Spacer – Thin	4
4	44-2230	Disc – Rubber	2
5	87-4120	Driveshaft	1
6	3296-29	Nut – Lock	6
7	27-6590	Spacer – Thick	4
8	3256-3	Washer – Flat	4

Ref. No.	Part No.	Description	No. Used
9	322-7	Screw – Cap Hex. Hd.	4
10	87-2720	Driveshaft	1
11	251-82	Bearing – Ball	2
12	87-2750	Spacer – Bearing	1
13	87-3370	Pulley	1
14	87-3210	Belt – V	1
15	3256-28	Washer – Flat	1
16	3296-15	Nut – Lock	1
17	3257-7	Key – Woodruff	1

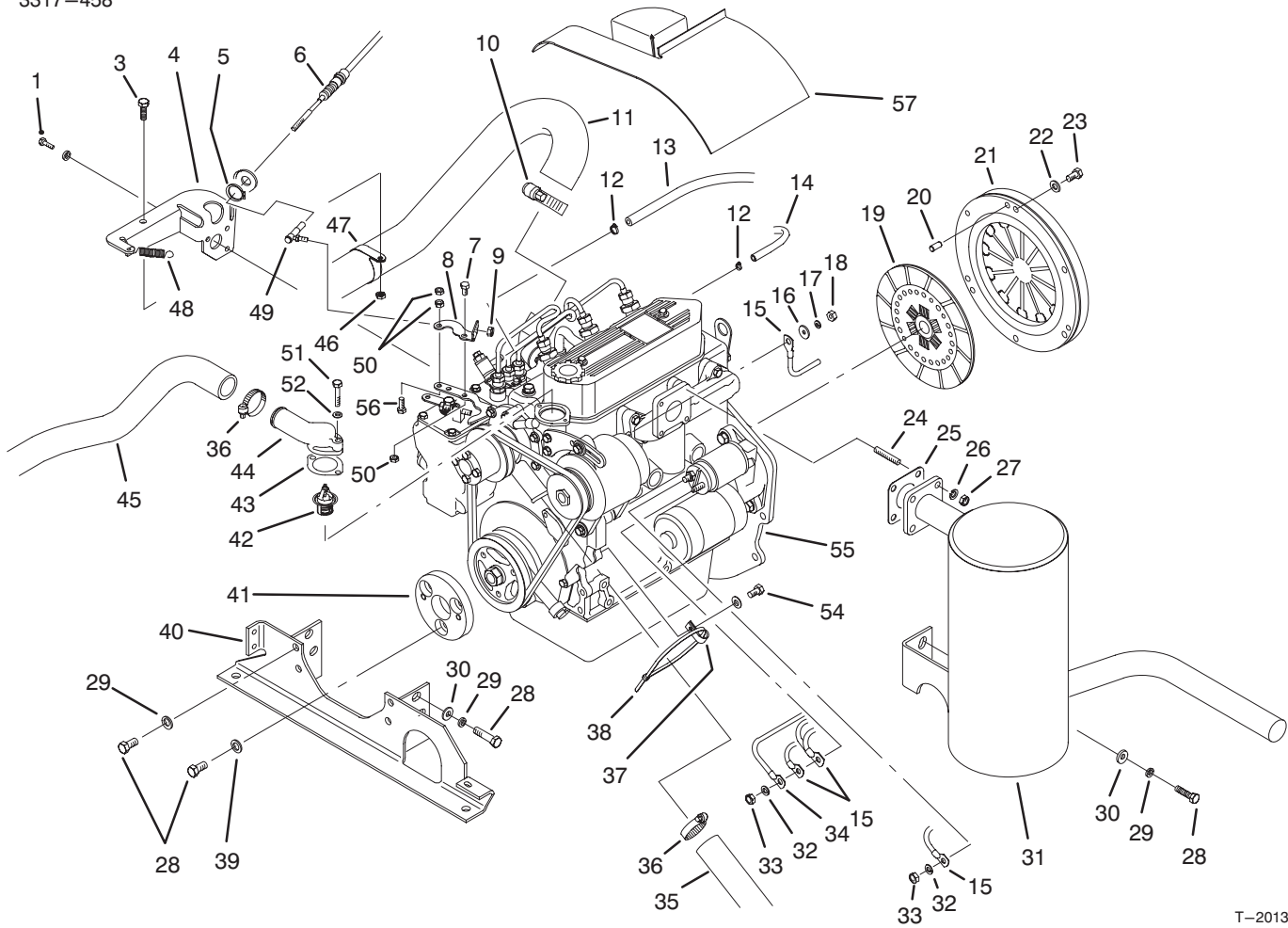
‡For different language versions of this part, see International Decal Cross Reference.



T-1661

ENGINE FRAME ASSEMBLY

Ref. No.	Part No.	Description	No. Used	Ref. No.	Part No.	Description	No. Used
1	93-7099	Frame - Engine	1	11	2412-106	Clamp - R	1
2	3290-378	Tie - Cable	1	12	87-5100	Washer - Flat	4
3	324-12	Screw - Cap Hex. Hd.	2	13	87-4970	Engine Mount Assembly	2
4	3256-25	Washer - Flat	2	14	32128-33	Nut - Flange	1
5	93-7100	Mount - Engine	1	15	3296-39	Nut - Lock	6
6	87-7350	Hose - Suction	1	16	3290-413	Washer - Belleville	12
7	2412-34	Clamp - Hose	1	17	76-9100	Spacer	6
8	321-4	Screw - Cap Hex. Hd.	1	18	3234-11	Screw - Cap Hex. Hd.	6
9	87-7290	Fitting - Hydraulic	1	19	87-4730	Guard - Belly	2
10	87-6900	Tube - Hydraulic	1	20	3296-48	Nut - Lock	2

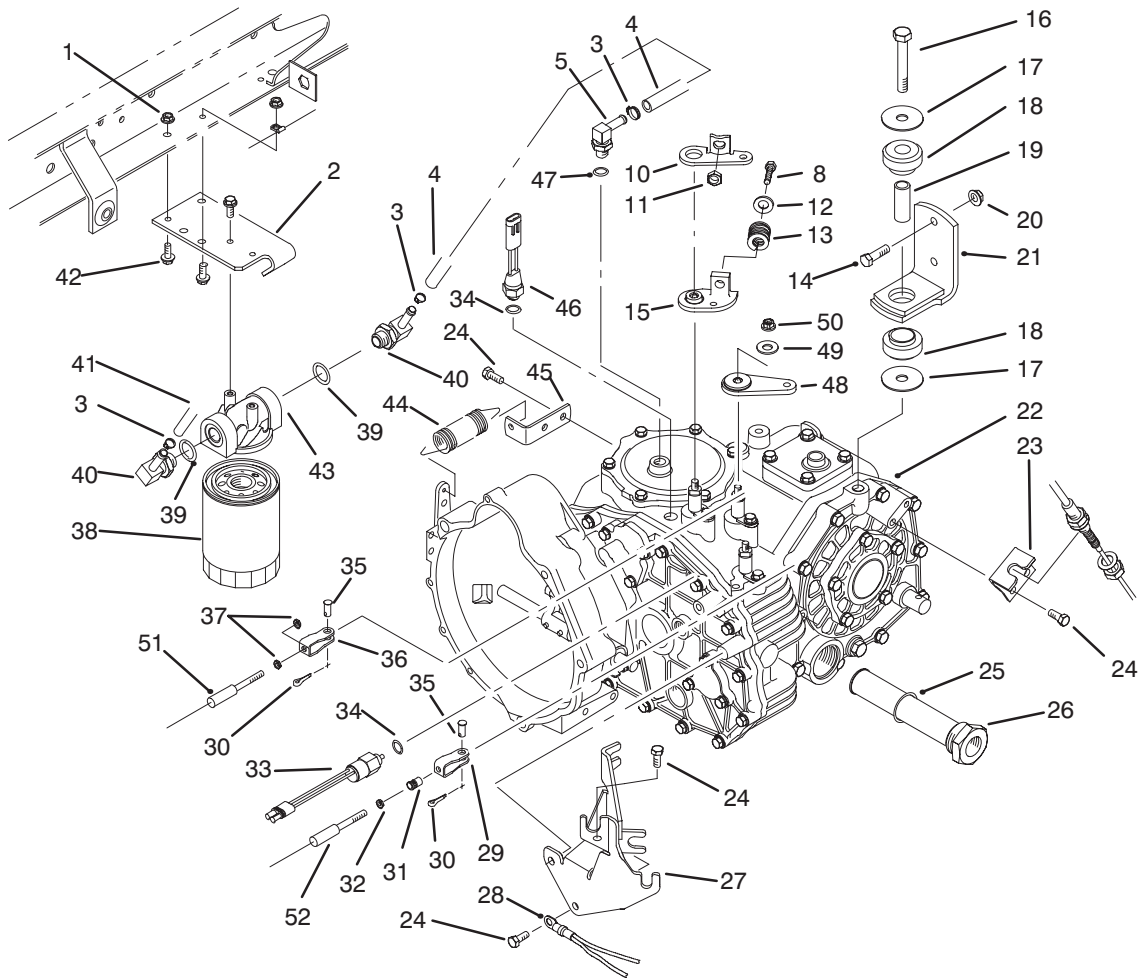


T-2013

ENGINE INSTALLATION ASSEMBLY

Ref. No.	Part No.	Description	No. Used
1	42-9440	Screw - Cap Hex. Hd.	3
3	322-3	Screw - Cap Hex. Hd.	1
4	87-5870	Bracket - Cable	1
5	32120-47	Ring - Retaining	1
6	87-8610	Cable - Accelerator	1
7	321-2	Screw - Cap Hex. Hd.	1
8	87-7440	Plate - Throttle	1
9	3296-3	Nut - Lock	1
10	2412-92	Clamp - Hose	1
11	87-4050	Hose - Air Intake	1
12	2412-108	Clamp - Hose	2
13	27-5360	Hose - Fuel	1
14	75-4706	Hose	1
15	93-7130	Harness - Wire	1
16	5-3637	Washer - Flat	1
17	43-5920	Washer - Lock	1
18	48-7880	Nut - Lock	1
19	87-4700	Disc - Clutch	1
20	51-5610	Pin - Alignment	3
21	87-4690	Cover - Clutch	1
22	3253-4	Washer - Lock	6
23	48-7700	Screw - Cap Hex. Hd.	6
24	42-9570	Stud - Muffler	4
25	42-9110	Gasket - Muffler	1
26	42-9850	Washer - Lock	4
27	48-7930	Nut	4
28	63-7790	Screw - Cap Hex. Hd.	13
29	48-9590	Washer - Lock	10

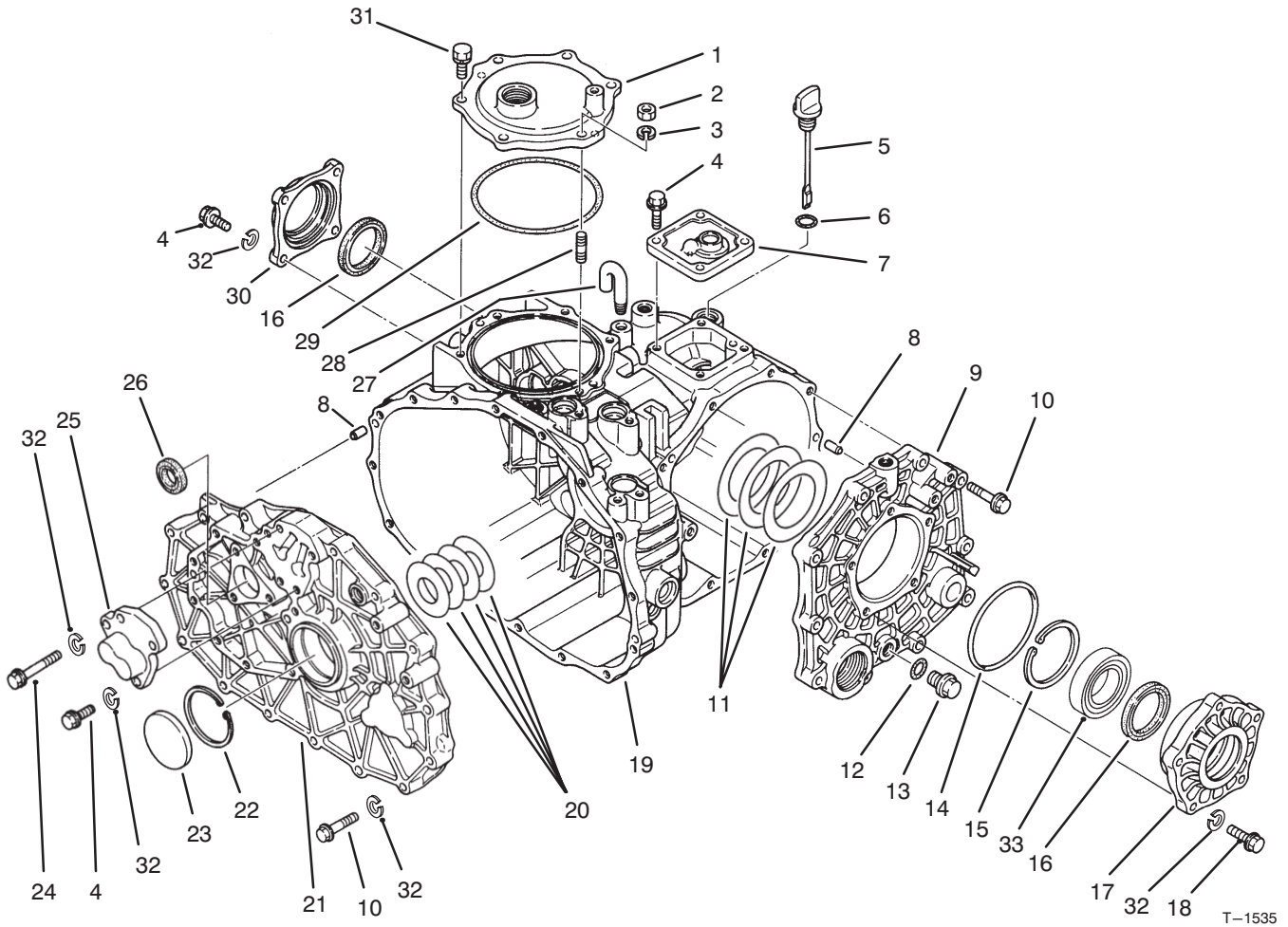
Ref. No.	Part No.	Description	No. Used
30	3256-25	Washer	6
31	93-7102	Muffler	1
32	3254-2	Washer - Lock	2
33	42-9580	Nut - Lock	2
34	87-3070	Cable - Battery Pos.	1
35	87-4150	Hose - Radiator Lower	1
36	2412-34	Clamp	2
37	2412-149	Clamp - R	1
38	3290-379	Tie - Cable	1
39	36-4790	Washer - Thrust	3
40	93-7100	Mount - Engine	1
41	87-4110	Puck - Engine Adapter	1
42	67-5050	Thermostat	1
43	64-4430	Gasket - Thermostat	1
44	87-3410	Housing - Thermostat	1
45	87-7330	Hose - Radiator Upper	1
46	3296-29	Nut - Lock	1
47	2412-107	Clamp - R	1
48	67-1450	Spring	1
49	18-1720	Joint - Ball	1
50	3296-56	Nut - Lock	3
51	48-7660	Screw - Cap Hex. Hd.	2
52	48-8010	Washer - Lock	2
54	42-9440	Bolt & Washer	1
55	87-2090	Engine	1
56	321-5	Screw - Cap Hex. Hd.	1
57	92-5964	Cover - Engine (CE)	1



T-1707

TRANSAXLE INSTALLATION ASSEMBLY

Ref. No.	Part No.	Description	No. Used	Ref. No.	Part No.	Description	No. Used
1	32128-33	Nut - Flange Lock	1	29	87-7160	Cable Clevis Assembly (Incl. Ref. #31)	1
2	87-7040	Bracket - Oil Filter	1	30	3272-6	Pin - Cotter	3
3	2412-36	Clamp - Hose	3	31	32148-15	Nut - Clinch	1
4	87-5730	Hose - Hydraulic	1	32	3219-14	Nut - Hex.	1
5	354-135	Fitting - Hydraulic 90° (Incl. Ref. #47)	1	33	87-6710	Switch - Supervisor	1
8	323-10	Screw - Cap Hex. Hd.	1	34	237-30	Seal - O-Ring	2
10	87-8250	Plate - Shift Arm	1	35	283-62	Pin - Clevis	3
11	32128-21	Nut - Lock	1	36	87-2310	Clevis - Cable	2
12	3256-4	Washer - Flat	1	37	3220-1	Nut - Jam	4
13	87-6910	Spring - Compression	1	38	54-0110	Element - Oil Filter	1
14	323-7	Screw - Cap Hex. Hd.	4	39	237-79	Seal - O-Ring	2
15	87-7970	Arm - Shift	1	40	354-134	Fitting - Hydraulic 90° (Incl. Ref. #39)	2
16	3215-1	Screw - Cap Hex. Hd.	2	41	87-4920	Hose - Hydraulic	1
17	87-5100	Washer	4	42	3234-4	Screw - Hex. Flange Hd.	4
18	87-4970	Transaxle Mount Assembly (Incl. Ref. #19)	2	43	87-8780	Head - Oil Filter	1
19		Spacer - Mount	2	44	68-9950	Spring - Extension	1
20	3296-39	Nut - Flange Lock	4	45	87-7170	Bracket - Clutch Spring	1
21	87-5800	Bracket - Mount	2	46	72-4310	Switch - Ball N.C.	1
22	87-9250	Transaxle Assembly	1	47	237-42	Seal - O-Ring	1
23	87-4470	Bracket	1	48	87-7960	Lever - Shift Arm	2
24	66-3160	Screw - Cap Hex. Hd.	7	49	80-6990	Washer - Flat	3
25	237-123	Seal - O-Ring	1	50	48-9520	Nut - Lock	3
26	87-3990	Oil Strainer Assembly (Incl. Ref. #25)	1	51	87-4260	Shift Cable Assembly (Incl. Ref. #37)	2
27	87-4820	Bracket - Cable	1	52	87-4420	Hi-Lo Cable Assembly (Incl. Ref. #32)	1
28	87-3080	Cable - Battery Neg.	1				

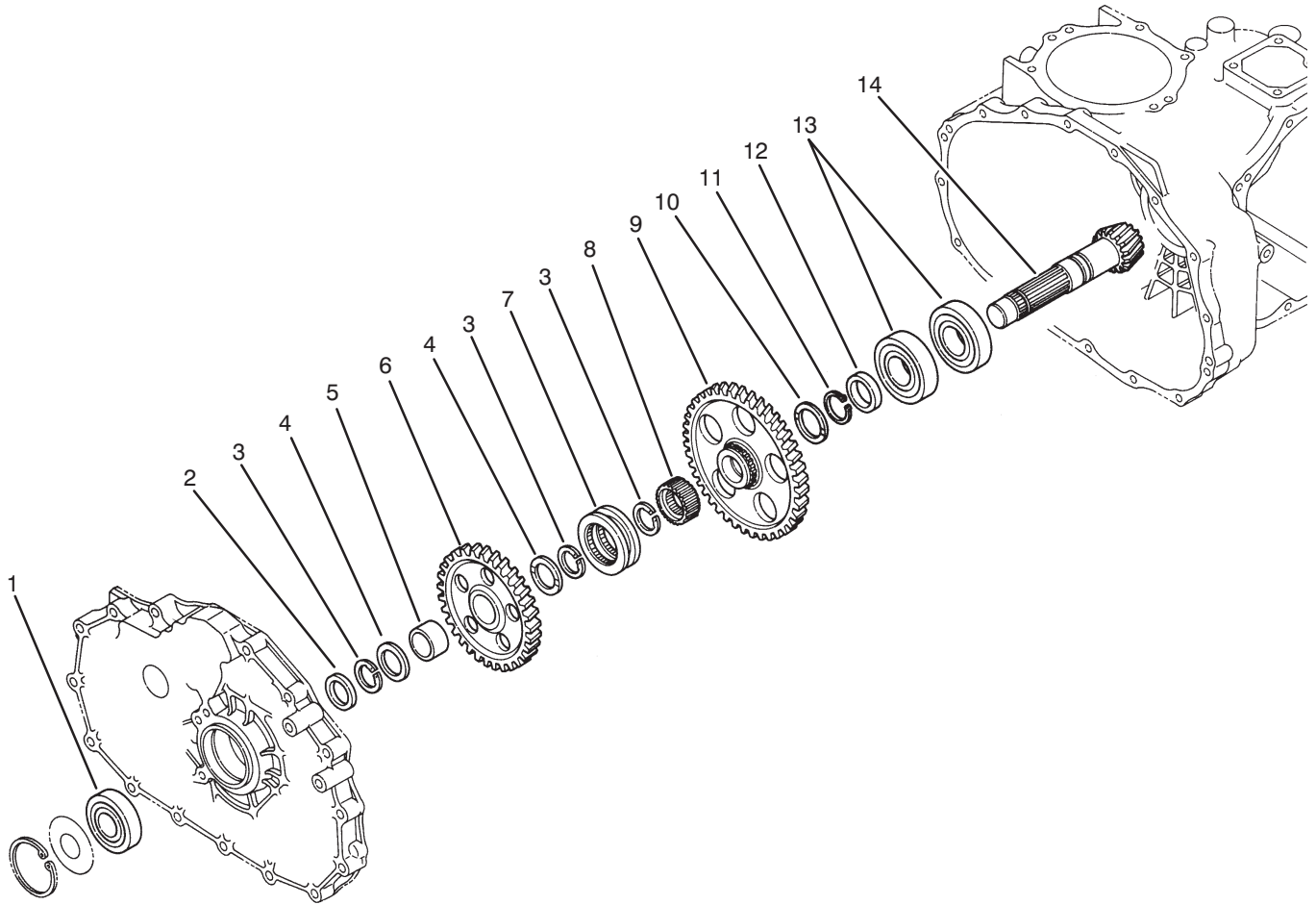


T-1535

TRANSAXLE CASE ASSEMBLY

Ref. No.	Part No.	Description	No. Used
1	92-0656	Cover – P.T.O.	1
2	48-7930	Nut – Hex.	1
3	92-0762	Washer – Lock	1
4	60-6750	Screw – Cap Hex. Hd.	11
5	92-0662	Cap – Oil	1
6	92-0788	O-Ring	1
7	92-0652	Cover – Upper	1
8	92-0765	Pin – Alignment	4
9	92-0653	Cover – Side	1
10	42-9530	Screw – Cap Hex. Hd.	25
11	92-0809	Shim Set	1
12	92-0787	O-Ring	1
13	92-0773	Drain Plug Assembly (Incl. Ref. #12)	1
14	92-0789	O-Ring	1
15	92-0760	Ring – Retaining	1
16	92-0793	Seal – Oil	2

Ref. No.	Part No.	Description	No. Used
17	92-0654	Carrier – Differential	1
18	48-7730	Screw – Cap Hex. Hd.	5
19	92-0651	Case – Transaxle	1
20	92-0808	Shim Set	1
21	92-0657	Plate – Center	1
22	92-0759	Ring – Retaining	1
23	92-0807	Cap – Sealing	1
24	48-7560	Screw – Cap Hex. Hd.	1
25	92-0706	Cap – Fork Shaft	1
26	92-0791	Seal – Oil	1
27	92-0743	Breather – Air	1
28	92-0804	Stud	1
29	92-0790	O-Ring	1
30	92-0655	Cover – Seal	1
31	92-0796	Screw – Cap Hex. Hd.	5
32	42-9850	Washer – Lock	42
33	92-0775	Bearing – Ball	2

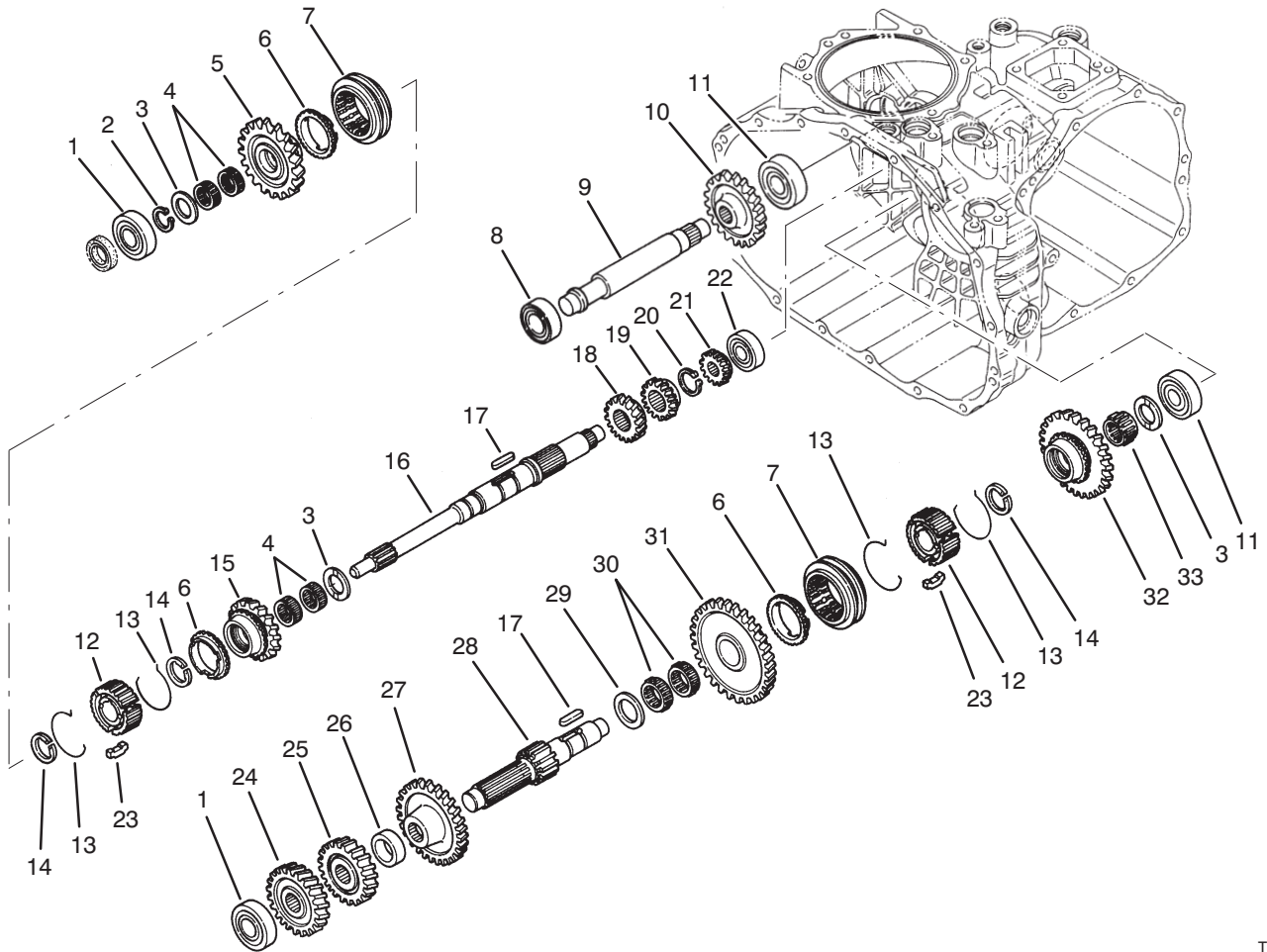


T-1536

COUNTERSHAFT ASSEMBLY

Ref. No.	Part No.	Description	No. Used
1	92-0712	Bearing - Ball	1
2	92-0716	Collar	1
3	92-0764	Ring - Retaining	3
4	92-0711	Washer - Thrust	2
5	92-0783	Sleeve - Inner	1
6	92-0715	Gear - 49T	1
7	92-0718	Shifter - Hi-Lo	1
8	92-0719	Collar - Spline	1

Ref. No.	Part No.	Description	No. Used
9	92-0717	Gear - 71T	1
10	92-0741	Washer - Thrust	1
11	92-0755	Ring - Retaining	1
12	92-0713	Collar	1
13	92-0714	Bearing - Ball	2
14	92-0710	Counter Shaft Assembly (Incl. Ring Gear)	1

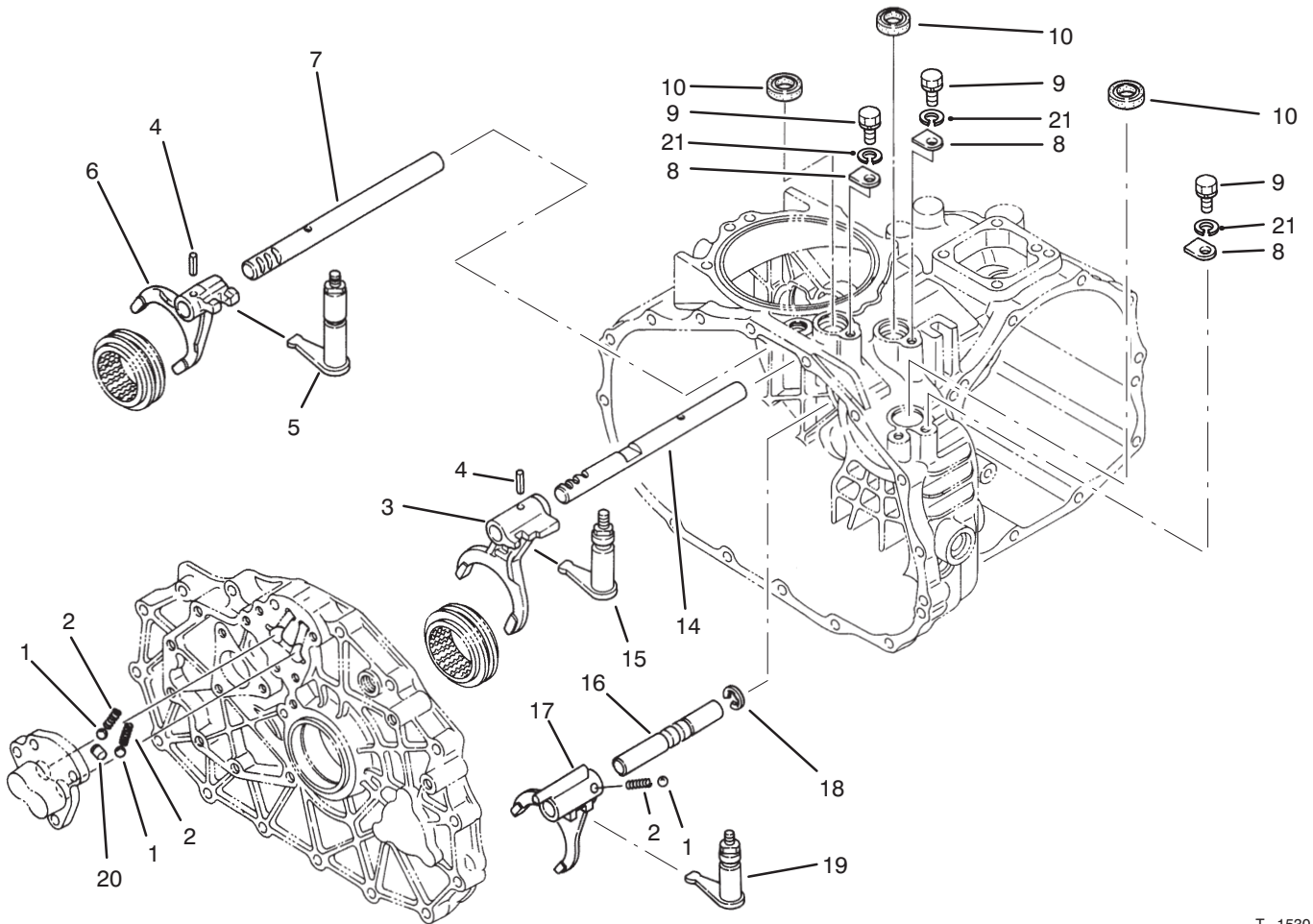


T-1533

TRANSAXLE GEAR SHAFTS ASSEMBLY

Ref. No.	Part No.	Description	No. Used
1	251-8	Bearing - Ball	2
2	92-0753	Ring - Retaining	1
3	92-0740	Washer - Thrust	3
4	92-0781	Bearing - Needle	4
5	92-0820	Gear - 27T	1
6	92-0667	Ring - Synchro	3
7	92-0668	Shifter - Synchro	2
8	251-346	Bearing - Ball	1
9	92-0824	Shaft - Reverse Idler	1
10	92-0684	Gear - 33T	1
11	92-0778	Bearing - Ball	2
12	92-0664	Hub - Synchro	2
13	92-0666	Spring - Synchro	4
14	92-0763	Ring - Retaining	3
15	92-0821	Gear - 24T	1
16	92-0663	Shaft - Main	1
17	92-0772	Key	2

Ref. No.	Part No.	Description	No. Used
18	92-0687	Gear - 16T	1
19	92-0672	Gear - 18T	1
20	92-0754	Ring - Retaining	1
21	92-0673	Gear - 14T	1
22	92-0650	Bearing - Ball	1
23	92-0665	Key - Synchro	6
24	92-0822	Gear - 28T	1
25	92-0679	Gear - 23T	1
26	92-0680	Collar	1
27	92-0823	Gear - 43T	1
28	92-0674	Shaft - Reduction	1
29	92-0682	Washer - Thrust	1
30	92-0681	Bearing - Needle	2
31	92-0677	Gear - 49T	1
32	92-0819	Gear - 40T	1
33	92-0782	Bearing - Needle	1

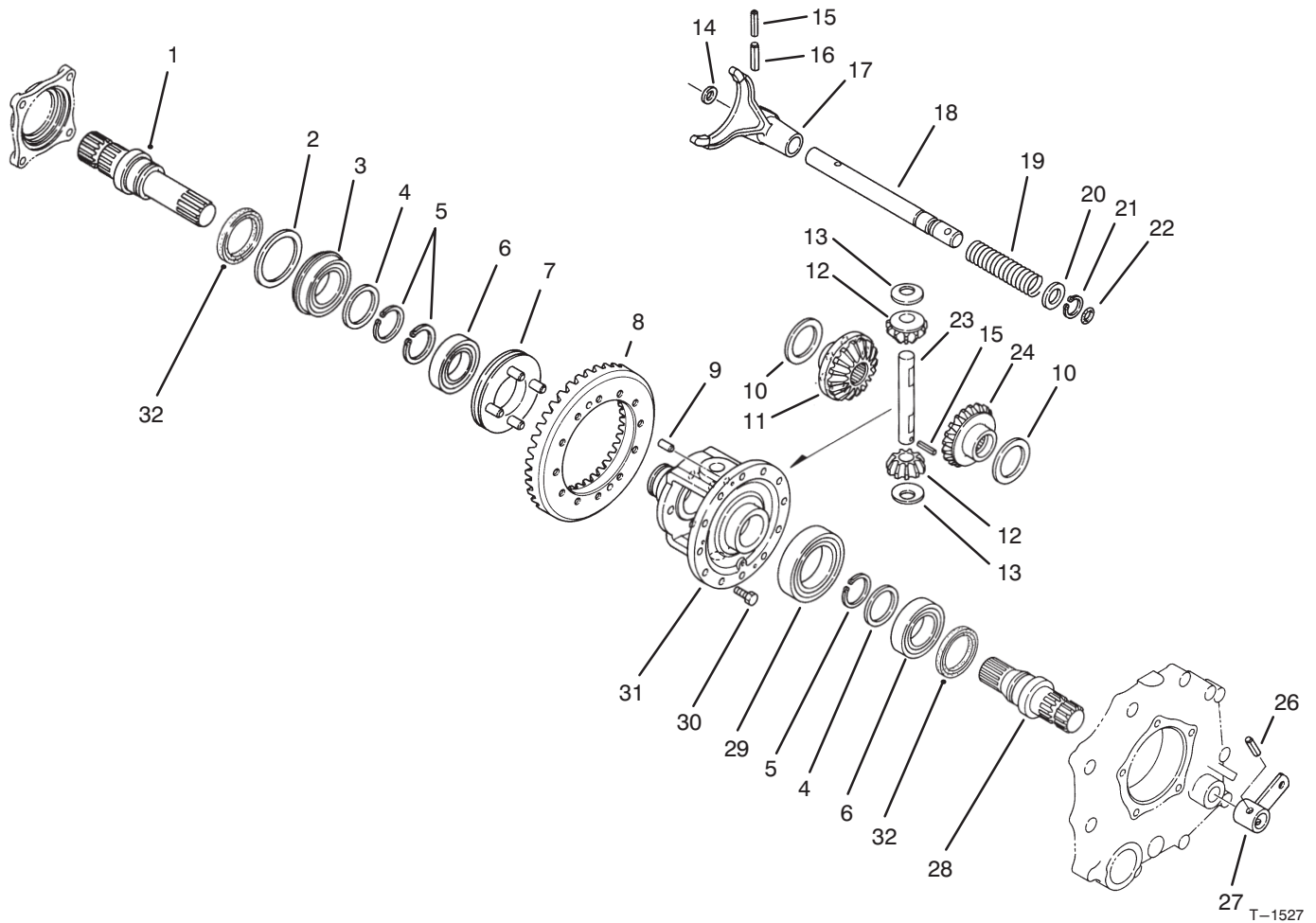


T-1530

SHIFT FORK ASSEMBLY

Ref. No.	Part No.	Description	No. Used
1	92-0785	Ball	3
2	92-0731	Spring - Compression	3
3	92-0700	Fork - Shift R-1	1
4	92-0769	Pin - Spring	2
5	92-0817	Arm - Shift Fork 2-3	1
6	92-0701	Fork - Shift 2-3	1
7	92-0699	Shaft - Fork 2-3	1
8	92-0732	Plate - Keeper	3
9	48-7700	Screw - Cap Hex. Hd.	3

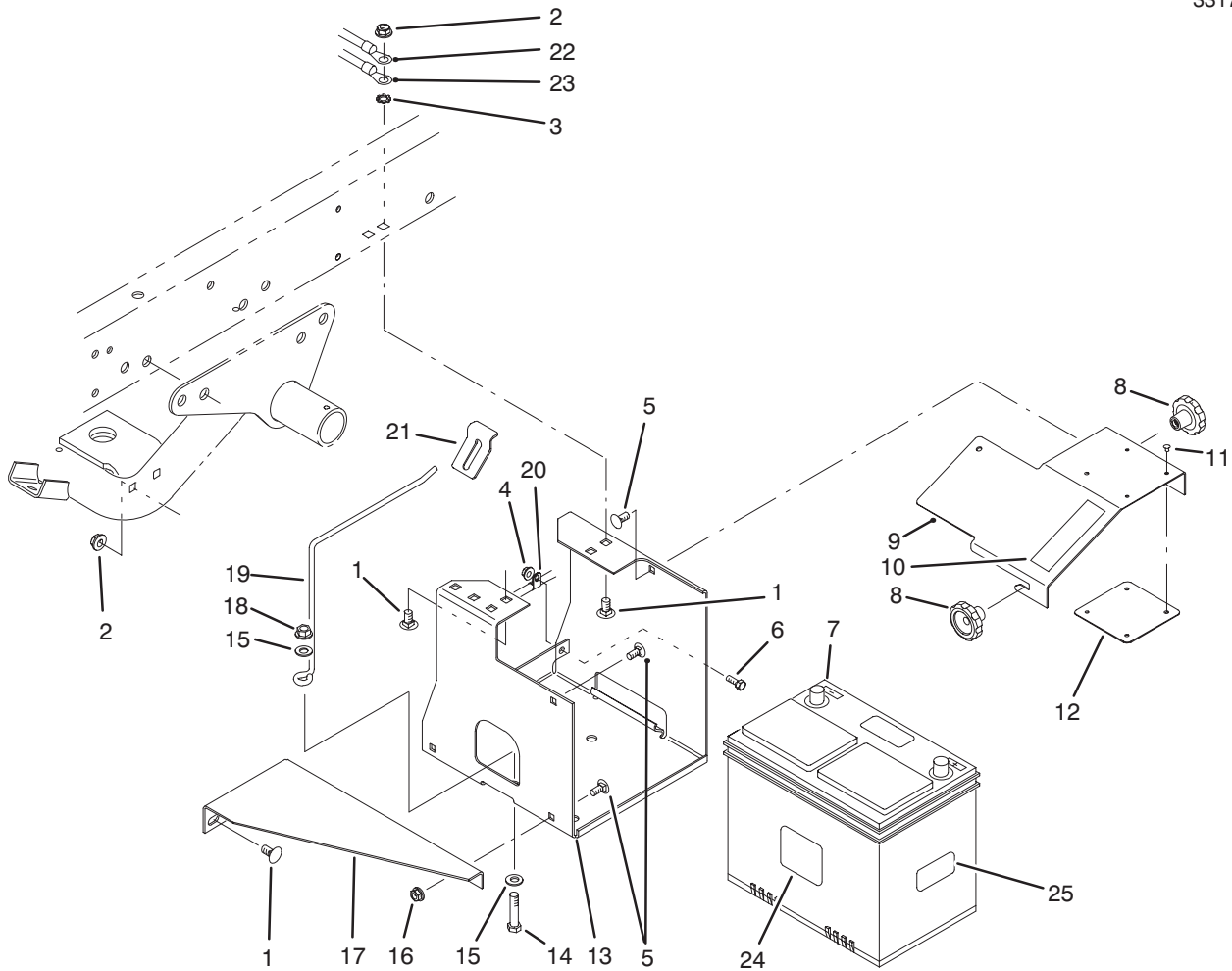
Ref. No.	Part No.	Description	No. Used
10	92-0729	Seal - Oil	3
14	92-0698	Shaft - Fork R-1	1
15	92-0816	Arm - Shift Fork R-1	1
16	92-0708	Shaft - Fork Hi-Lo	1
17	92-0709	Fork - Shift Hi-Lo	1
18	92-0761	Ring - Retaining	1
19	92-0818	Arm - Shift Fork Hi-Lo	1
20	92-0705	Lock - Spindle	1
21	42-9850	Washer - Lock	3



DIFFERENTIAL GEAR ASSEMBLY

Ref. No.	Part No.	Description	No. Used
1	92-0726	Shaft - Axle R.H.	1
2	92-0728	Washer	1
3	92-0780	Bearing - Ball	1
4	92-0727	Washer	2
5	92-0756	Ring - Retaining	3
6	92-0775	Bearing - Ball	2
7	92-0730	Slider - Differential Lock	1
8	92-0710	Ring Gear Assembly (Incl. Counter Shaft)	1
9	92-0765	Pin - Alignment	2
10	92-0747	Washer - Thrust	2
11	92-0746	Gear - Side R.H.	1
12	92-0748	Gear - Pinion	2
13	92-0750	Washer	2
14	92-0744	Washer	1
15	92-0768	Pin - Spring	2

Ref. No.	Part No.	Description	No. Used
16	92-0771	Pin - Spring	1
17	92-0721	Fork - Differential Lock	1
18	92-0722	Shaft - Lock Fork	1
19	92-0723	Spring - Compression	1
20	92-0733	Washer	1
21	92-0753	Ring - Retaining	1
22	92-0787	O-Ring	1
23	92-0749	Shaft - Pinion	1
24	92-0745	Gear - Side L.H.	1
26	92-0770	Pin - Spring	1
27	92-0724	Arm - Differential Lock	1
28	92-0725	Shaft - Axle L.H.	1
29	92-0776	Bearing - Ball	1
30	92-0803	Screw - Hex. Flange Hd.	12
31	92-0720	Case - Differential	1
32	92-0793	Seal - Oil	2



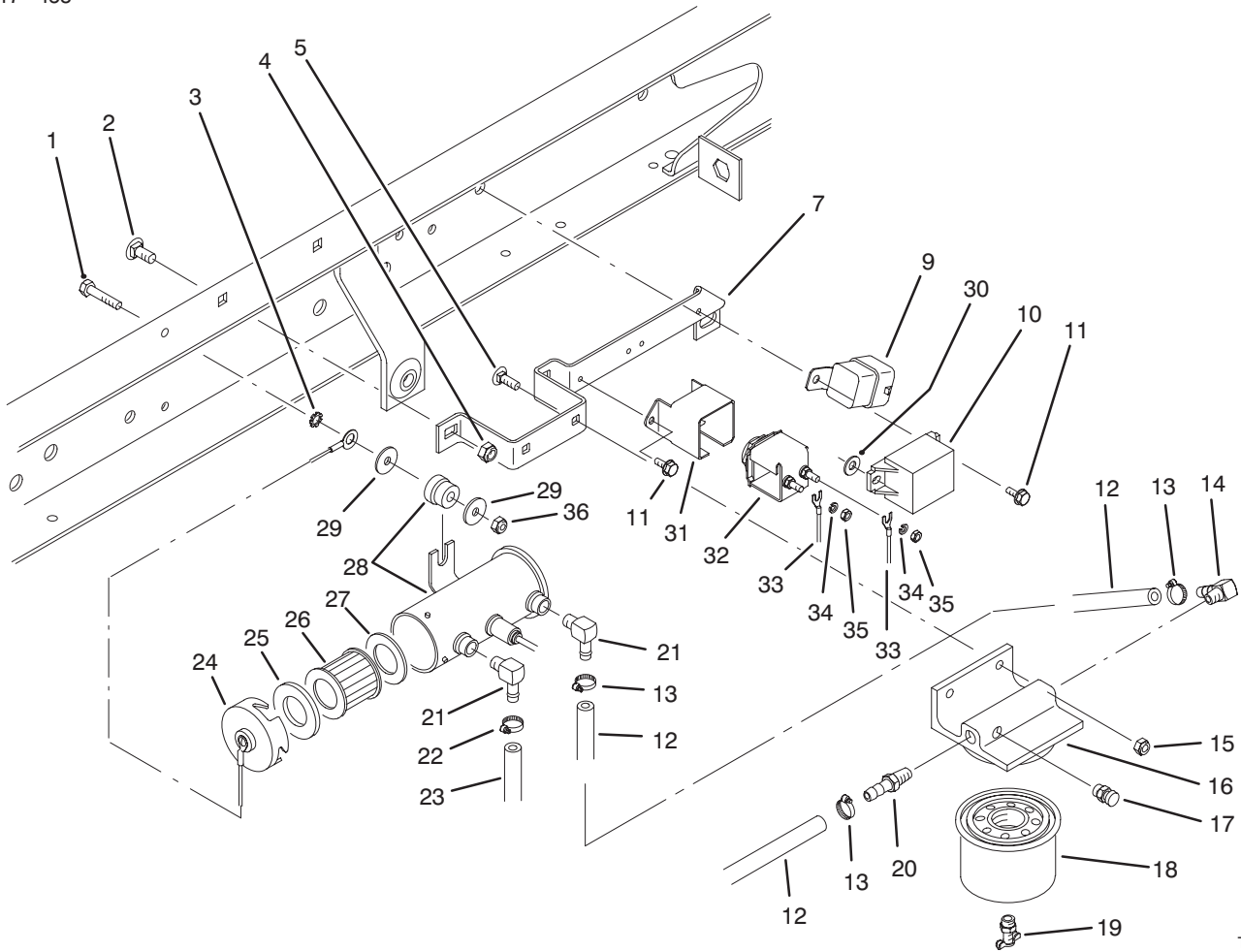
T-2014

BATTERY MOUNT ASSEMBLY

Ref. No.	Part No.	Description	No. Used
1	3231-21	Bolt - Carriage	6
2	3290-357	Nut - Flange Lock	6
3	3255-9	Washer - Lock ETLW	1
4	32128-33	Nut - Flange Lock	1
5	3230-23	Bolt - Carriage	4
6	321-4	Screw - Cap Hex. Hd.	1
7	63-9230	Battery	1
8	19-4050	Knob	2
9	87-5130	Cover - Battery Base	1
‡10	36-3400	Decal - No Step (US)	1
‡*	93-6687	Decal - No Step (CE)	1
11	3296-27	Rivet - Plastic	4
12	87-7620	Shield - Plastic	1

Ref. No.	Part No.	Description	No. Used
13	87-5120	Bracket - Battery Base	1
14	323-9	Screw - Cap Hex. Hd.	1
15	3256-24	Washer - Flat	2
16	32128-20	Nut - Flange Lock	2
17	87-5110	Support - Lower	1
18	3296-39	Nut - Flange Lock	1
19	87-7600	Rod - Battery Support	1
20	2412-89	Clamp - R	1
21	87-7610	Tab - Battery Support	1
22	93-7130	Harness - Wire Rear	1
23	87-3080	Cable - Battery Neg.	1
24	93-6668	Decal - Charging (CE)	1
25	93-7276	Decal - Danger (CE)	1

‡For different language versions of this part, see International Decal Cross Reference.

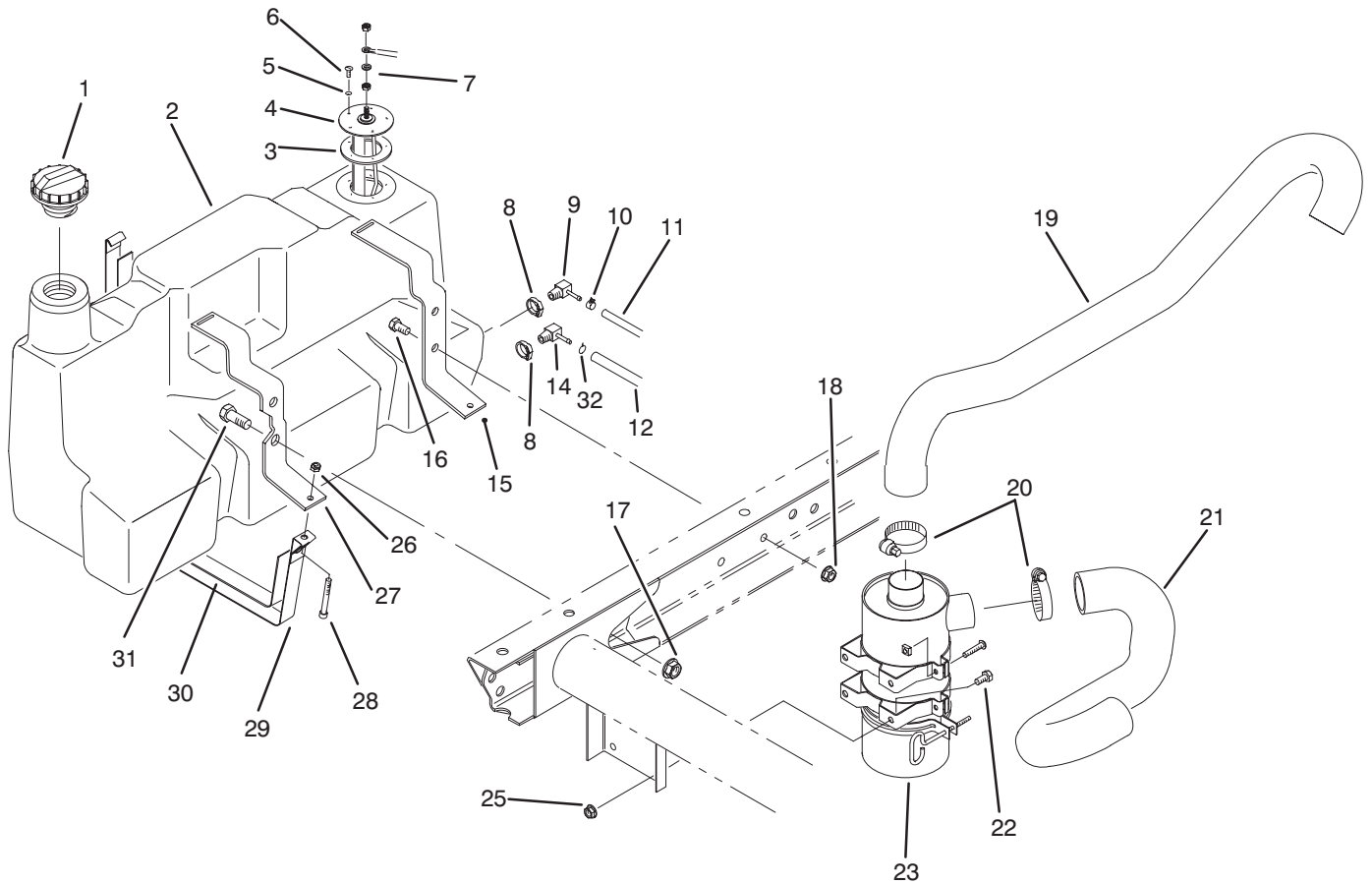


T-1664

FUEL FILTER, FUEL PUMP & RELAY MOUNTING

Ref. No.	Part No.	Description	No. Used
1	48-7650	Screw - Cap Hex. Hd.	2
2	3230-23	Bolt - Carriage	2
3	3255-7	Washer - ETLW	1
4	3296-29	Nut - Lock	2
5	3229-25	Nut - Lock	2
7	87-7380	Bracket - Relay/Indicator	1
9	70-1480	Relay - S.P.D.T.	1
10	66-8800	Relay	1
11	12-5450	Screw - Hex. Hd.	4
12	27-5360	Hose - Fuel	2
13	2412-108	Clamp - Hose	3
14	353-707	Fitting - 90° Barb	1
15	3296-42	Nut - Lock	2
16	63-8280	Head - Filter	1
17	63-8290	Vent - Air	1
18	63-8300	Element - Filter	1
19	63-8310	Drain - Filter	1
20	353-783	Fitting - Straight	1

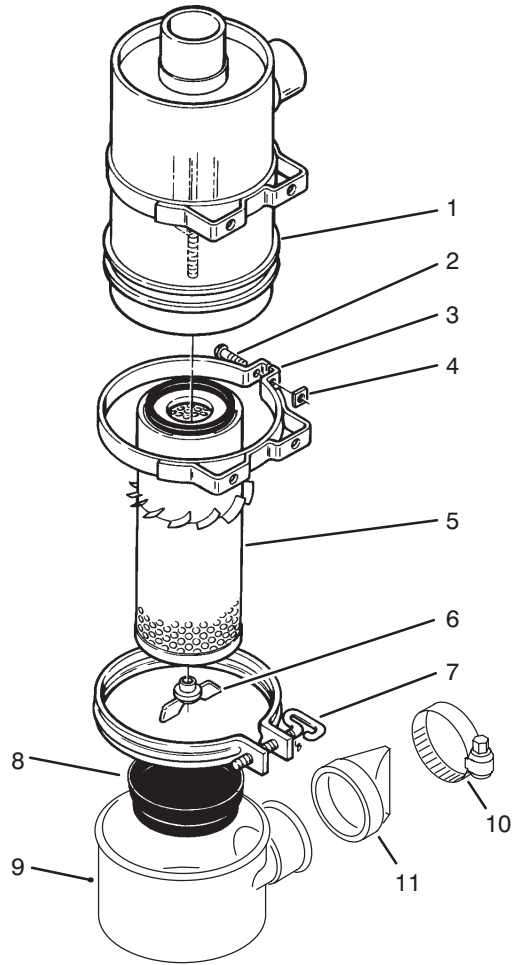
Ref. No.	Part No.	Description	No. Used
21	46-3710	Fitting - 90°	2
22	92-2379	Clamp - Hose	1
23	63-9640	Hose - Fuel Tank to Pump	1
24	43-2580	Magnet	1
25	43-2560	Gasket	1
26	43-2550	Filter	1
27	43-2570	Gasket	1
28	53-8150	Fuel Pump Assembly (Incl. Ref. #24-27)	1
29	3256-67	Washer - Flat	3
30	3256-22	Washer - Flat	1
31	70-8560	Retainer - Indicator	1
32	66-8700	Glow Plug Indicator Assy. (Incl. Ref. #34-35)	1
33	93-7130	Harness - Wire	1
34	48-8000	Washer - Lock	2
35	43-5970	Nut	2
36	49-7810	Nut - Lock	2



T-1665

FUEL TANK & AIR CLEANER ASSEMBLY

Ref. No.	Part No.	Description	No. Used	Ref. No.	Part No.	Description	No. Used
1	93-3102	Cap – Fuel	1	17	32128-23	Nut – Flange	2
2	87-0650	Fuel Tank Assembly (Incl. Ref. #8, 9 & 14)	1	18	3290-357	Nut – Flange	2
3	62-7650	Gasket – Sending Unit	1	19	87-4050	Hose – Air Cleaner	1
4	63-7640	Unit – Sending	1	20	2412-92	Clamp – Hose	2
5	3253-15	Washer – Lock	5	21	87-9310	Hose – Air Cleaner	1
6	32122-24	Screw – Round Hd.	5	22	322-2	Screw – Cap Hex. Hd.	4
7	5-3637	Washer – Flat	1	23	87-9410	Air Cleaner Assembly	1
8	2412-36	Clamp	1	25	32128-20	Nut – Flange Lock	4
9	76-4430	Fitting – Fuel 90°	1	26	3296-42	Nut – Lock	2
10	2412-108	Clamp – Hose	1	27	87-3150	Support – Front	1
11	75-4706	Hose – Fuel	1	28	3274-54	Screw – Hex. Socket Hd.	2
12	63-9640	Hose – Fuel	1	29	87-3160	Strap – Tank Support	2
14	353-781	Fitting – Fuel 90°	1	30	87-3170	Pad – Tank Support Strap	2
15	87-3140	Support – Rear	1	31	3234-38	Screw – Cap Hex. Hd.	2
16	323-4	Screw – Cap Hex. Hd.	2	32	92-2379	Clamp – Hose	1



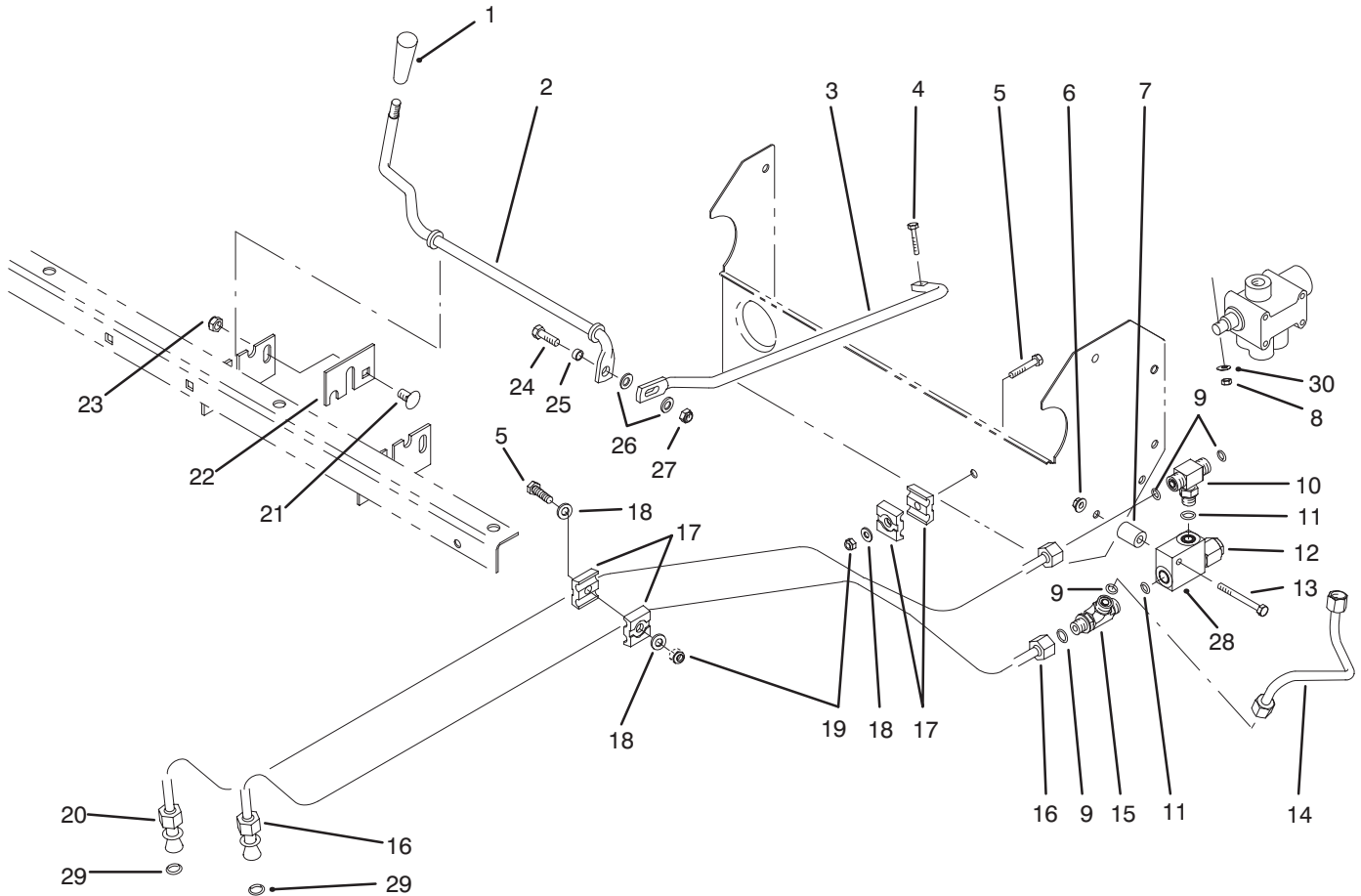
T-1349

AIR CLEANER ASSEMBLY

Ref. No.	Part No.	Description	No. Used
1		Body	1
2	3258-19	Screw - Round Head	2
3	33-1350	Band Assembly (Incl. Ref. #2 & 4)	2
4	32107-11	Nut - Square	2
5	33-1300	Assembly - Element	1
6	33-1330	Assembly - Nut	1

Ref. No.	Part No.	Description	No. Used
7	33-1340	Clamp Assembly	1
8	33-1310	Baffle	1
9	87-9390	Cup	1
10	2412-130	Clamp - Hose	1
11	87-9400	Valve	1
*	87-9410	Air Cleaner (Complete) (Incl. Ref. #1 & 5-11)	1

*Not Illustrated



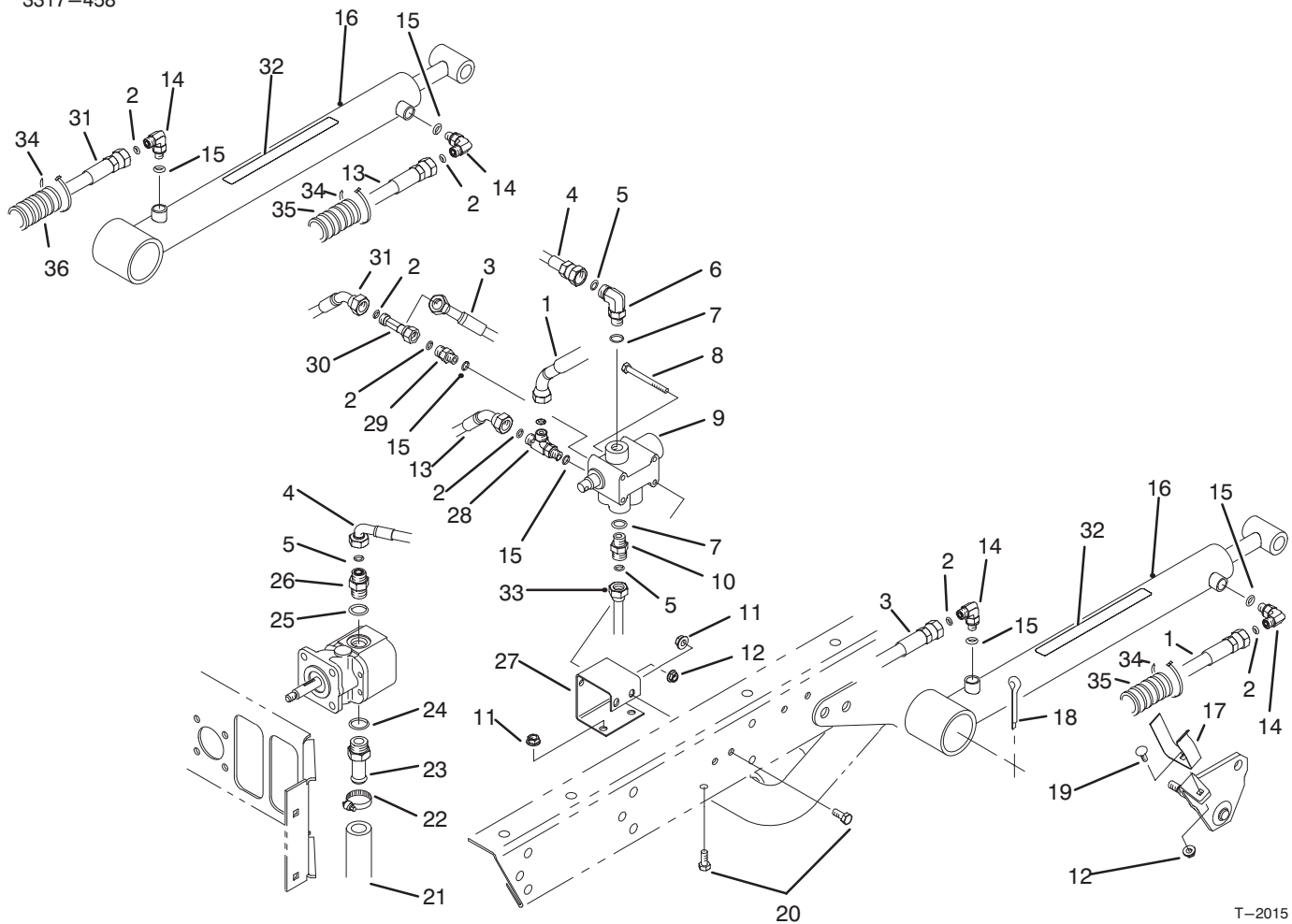
T-1610

LIFT VALVE LINKAGE ASSEMBLY

Ref. No.	Part No.	Description	No. Used
1	233-39	Knob	1
2	87-4500	Rod - Pivot	1
3	87-4510	Rod - Connecting	1
4	87-5150	Screw - Cap Hex. Hd.	1
5	321-9	Screw - Cap Hex. Hd.	2
6	32128-33	Nut - Flange Lock	1
7	75-9610	Spacer	1
8	87-5140	Nut - Lock	1
9	237-22	Seal - O-Ring	4
10	340-94	Fitting - Hydraulic Tee (Incl. Ref. #9 & 11)	1
11	237-42	Seal - O-Ring	2
12	92-2160	Cartridge - Relief Valve	1
13	321-15	Screw - Cap Hex. Hd.	1
14	87-4560	Tube - Hydraulic	1
15	340-86	Fitting - Hydraulic Tee (Incl. Ref. #9 & 11)	1
16	87-9350	Hydraulic Tube Assembly (Incl. Ref. #29)	1

Ref. No.	Part No.	Description	No. Used
17	56-7973	Clamp - Hydraulic Tube	4
18	3256-22	Washer - Flat	3
19	3296-42	Nut - Lock	2
20	87-4540	Hydraulic Tube Assembly (Incl. Ref. #29)	1
21	3231-21	Bolt - Carriage	1
22	87-4490	Bracket - Hold-Down	1
23	3296-39	Nut - Lock	1
24	322-5	Screw - Cap Hex. Hd.	1
25	87-5080	Spacer - Connecting	1
26	3256-23	Washer - Flat	2
27	3296-29	Nut - Lock	1
28	92-2161	Body - Relief Valve	1
29	39-7310	Seal - O-Ring	2
30	3256-14	Washer - Flat	1
*	87-3680	Assembly - Relief Valve (Incl. Ref. #12 & 28)	1

*Not Illustrated

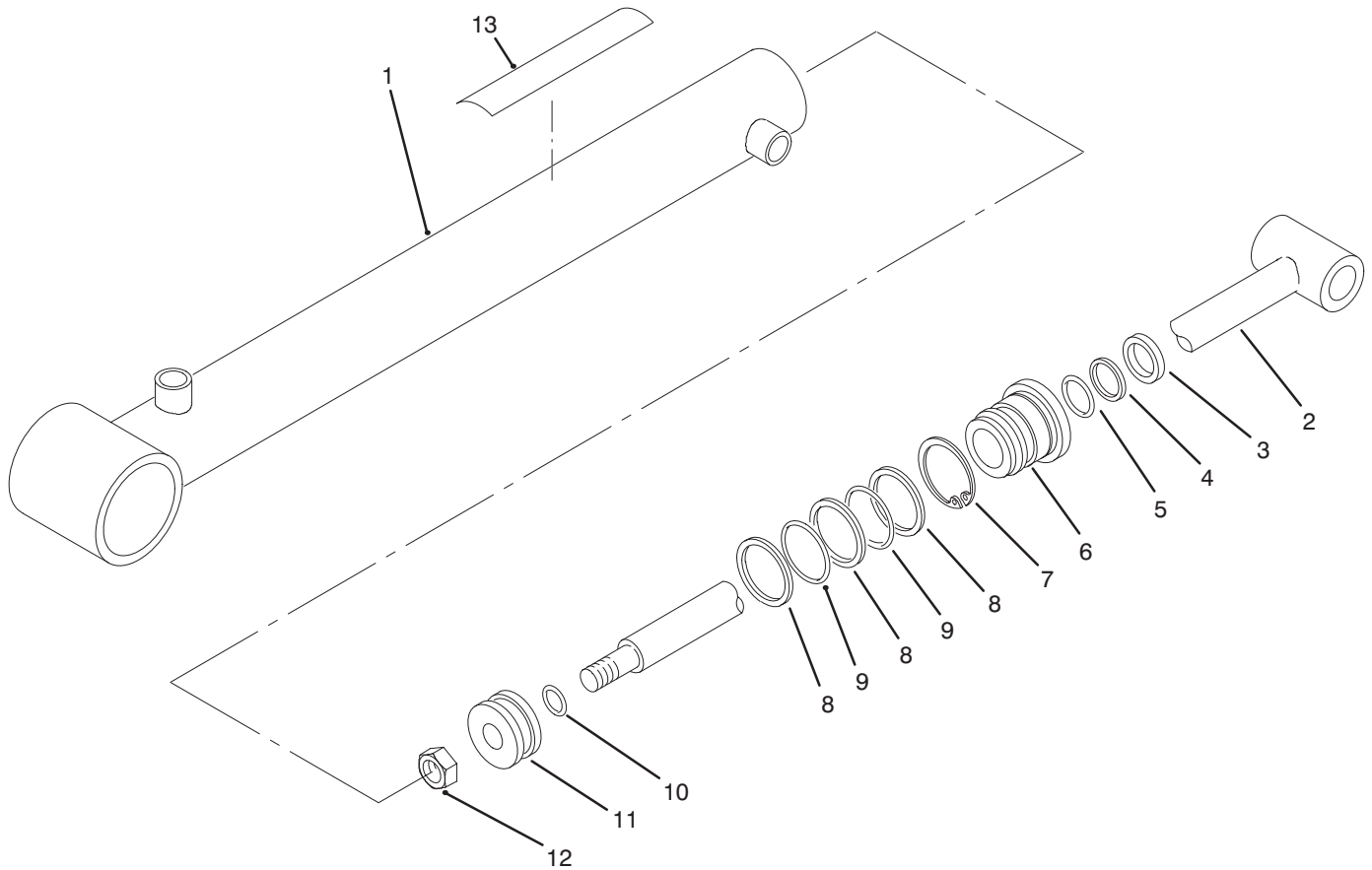


T-2015

LIFT VALVE & CYLINDER ASSEMBLY

Ref. No.	Part No.	Description	No. Used	Ref. No.	Part No.	Description	No. Used
1	92-2697	Hose – Hydraulic LH	1	21	87-7350	Hose – Hydraulic	1
2	237-21	Seal – O-Ring	6	22	2412-34	Clamp	1
3	87-4880	Hose – Hydraulic LH	1	23	354-136	Fitting – Hydraulic Straight (Incl. Ref. #24)	1
4	87-4870	Hose – Hydraulic	1	24	237-80	Seal – O-Ring	1
5	237-22	Seal – O-Ring	3	25	237-79	Seal – O-Ring	1
6	340-77	Fitting – Hydraulic 90° (Incl. Ref. #5 & 7)	1	26	340-3	Fitting – Hydraulic Straight (Incl. Ref. #5 & 25)	1
7	237-42	Seal – O-Ring	2	27	87-4520	Bracket – Dump Valve	1
8	321-14	Screw – Cap Hex. Hd.	2	28	340-140	Fitting – Hydraulic Tee (Incl. Ref. #2 & 15)	1
9	43-1950	Valve	1	29	340-92	Fitting – Hydraulic Straight (Incl. Ref. #2 & 15)	1
10	340-2	Fitting – Straight	1	30	340-151	Fitting – Hydraulic Tee (Incl. Ref. #2)	1
11	32128-20	Nut – Flange Head	4	31	87-4900	Hose – Hydraulic RH	1
12	32128-33	Nut – Flange Head	4	‡32	87-7930	Decal – Warning (US)	2
13	87-4910	Hose – Hydraulic RH	1	‡*	93-9852	Decal – Warning (CE)	2
14	340-132	Fitting – Hydraulic 90° (Incl. Ref. #2 & 15)	4	33	87-4560	Tube – Hydraulic	1
15	237-78	Seal – O-Ring	4	34	3290-378	Tie – Cable (CE)	6
16	87-7990	Hydraulic Cylinder Assy. (Incl. Ref. #32)	2	35	24-7923	Conduit – Hose (CE)	2
17	87-3720	Retainer – Cylinder	2	36	24-7922	Conduit – Hose (CE)	1
18	3272-37	Pin – Cotter	2				
19	3229-25	Screw – Carriage	2				
20	322-3	Screw – Cap Hex. Hd.	4				

‡For different language versions of this part, see International Decal Cross Reference.



T-1612

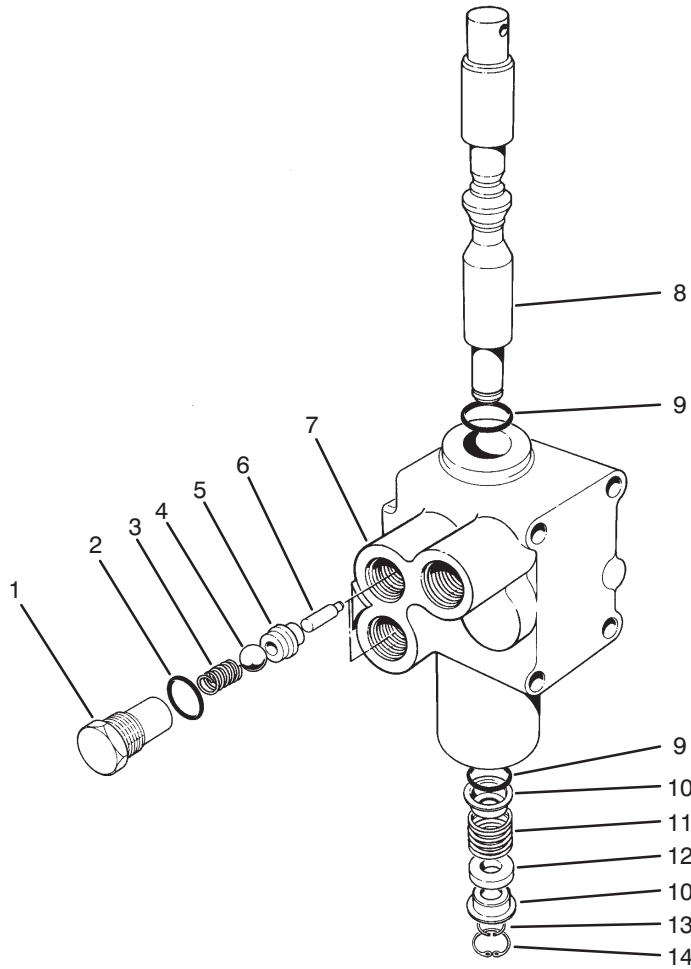
LIFT CYLINDER 87-7990

Ref. No.	Part No.	Description	No. Used
1		Barrel Assembly	1
2	92-2163	Shaft	1
3		Seal - Dust	1
4		Backup	1
5		Seal - O-Ring	1
6	92-2162	Head	1
7	84-1680	Ring - Retaining	1
8		Backup	3

Ref. No.	Part No.	Description	No. Used
9		Seal - O-Ring	2
10		Seal - O-Ring	1
11	43-5150	Piston	1
12	32152-10	Nut	1
‡13	87-7930	Decal - Warning (US)	1
‡*	93-9852	Decal - Warning (CE)	1
*	92-2165	Kit - Repair (Incl. Ref. #3-5 & 8-10)	1

*Not Illustrated

‡For different language versions of this part, see International Decal Cross Reference.

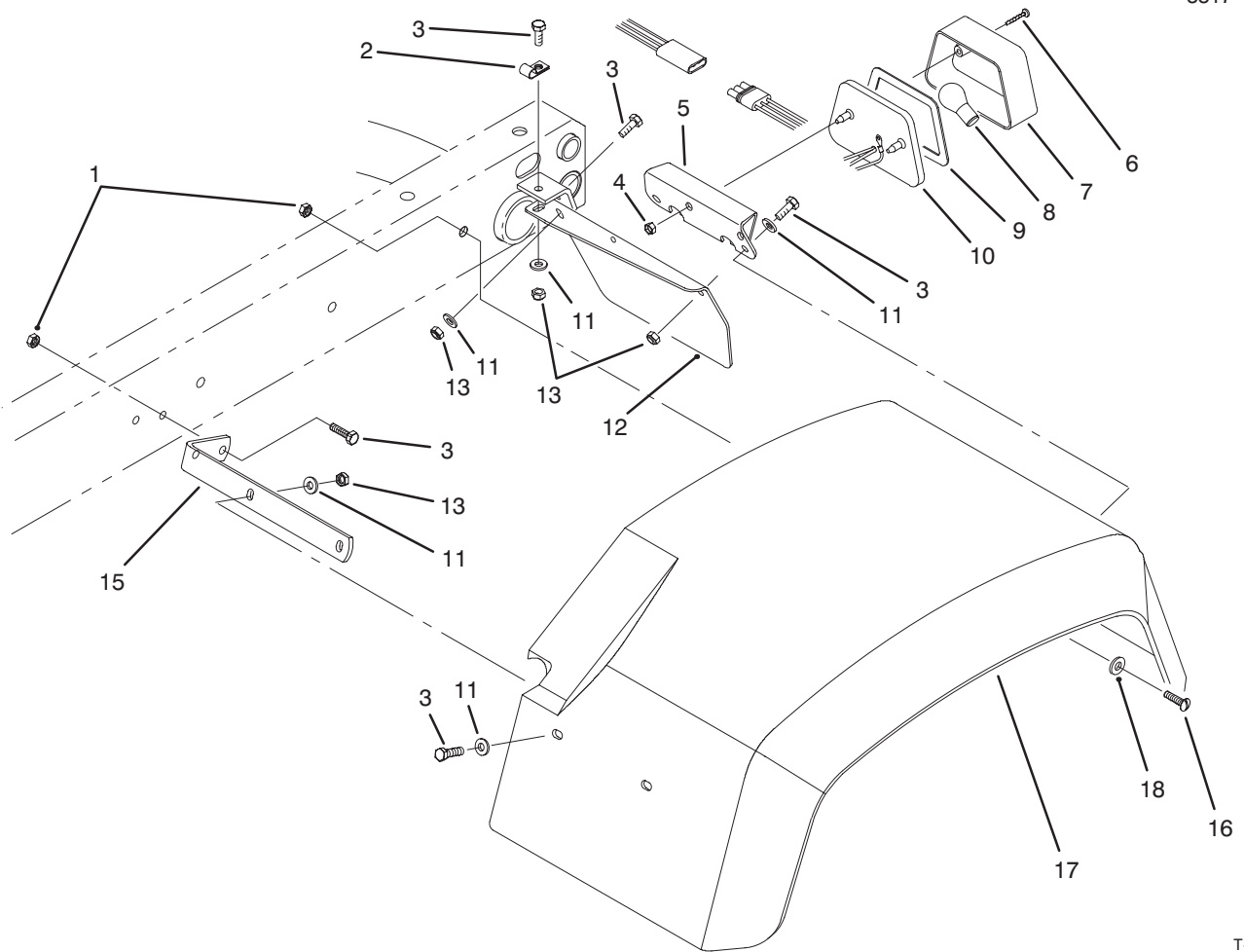


T-0280

CONTROL VALVE ASSEMBLY NO. 43-1950

Ref. No.	Part No.	Description	No. Used
1	22-8330	Plug	2
2	237-42	O-Ring	2
3	22-8340	Spring	2
4	22-8350	Ball	2
5	22-8370	Seat-Check Valve	2
6	22-8360	Pin - Cam	2
7		Body	1

Ref. No.	Part No.	Description	No. Used
8	22-8420	Spool	1
9	22-8500	O-Ring	2
10	22-8380	Retainer - Spring	2
11	22-8410	Spring	1
12	23-3030	Spacer	1
13	22-8480	Ring - Retaining, Spool	1
14	22-8490	Ring - Retaining	1



T-1613

REAR FENDER & TAIL LIGHT ASSEMBLY

Ref. No.	Part No.	Description	No. Used
1	3296-39	Nut - Lock	6
2	2412-89	Clamp - R	1
3	321-6	Screw - Cap Hex. Hd.	16
4	3290-506	Palnut	2
5	87-5770	U-Bracket - Tail Light	1
6	32144-93	Screw - Self Tapping	2
7	87-6300	Lens	1
8		Bulb (#1157 Std. 12 Volt)	1
9	87-6310	Gasket	1

Ref. No.	Part No.	Description	No. Used
10	87-2110	Tail Light Assembly (Incl. Ref. #6-9)	1
11	3256-22	Washer - Flat	16
12	87-5750	Plate - Tail Light LH	1
*	87-6250	Plate - Tail Light RH	1
13	3296-42	Nut - Lock	16
15	87-6870	Bracket - Front	2
16	3274-94	Screw - Socket Button Hd.	6
17	87-6660	Fender - Rear 24"	2
18	3256-24	Washer - Flat	6

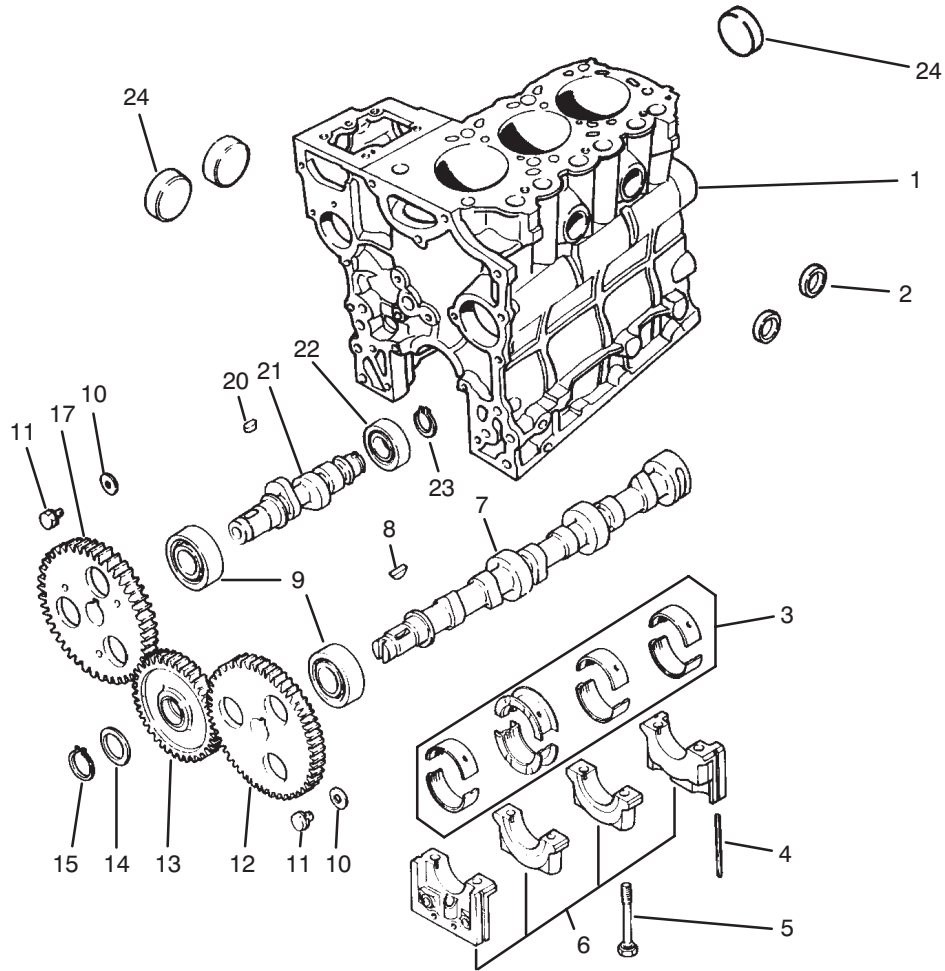
*Not Illustrated

INTERNATIONAL DECAL CROSS REFERENCE

JAPANESE DECAL KIT NO. 93-8951

DESCRIPTION	LOCATION	PART NUMBER	
		EUROPE	JAPANESE
DECAL LOAD RATING	UNDER RIGHT SIDE OF DASH	94-1224	92-5395
DECAL FUSE BLOCK	UNDER RIGHT SIDE OF DASH	93-9851	92-5374
DECAL SUPERVISOR	ON DASH	93-9856	92-5332
DECAL DASH (DIESEL)	ON DASH	93-9445	92-6429
DECAL DASH (GAS)	ON DASH	93-9446	92-6422
DECAL CAUTION FUEL	ON SKIRT	93-9448	92-5325
DECAL AXLE RANGE	ON CONSOLE	93-9857	92-5318
DECAL PTO	ON CONSOLE	93-9861	92-5360
DECAL DIFFERENTIAL LOCK	ON CONSOLE	93-9430	92-5311
DECAL REMOTE HYDRAULICS	ON CONSOLE	93-9866	92-5346
DECAL DUMP HYDRAULICS	ON CONSOLE	93-9444	92-5353
DECAL PARKING BRAKE	ON CONSOLE	93-9443	92-5304
DECAL QUICK REF. (DIESEL)	ON REAR OF SKIRT	87-9070	92-6401
DECAL QUICK REF. (GAS)	ON REAR OF SKIRT	87-9060	92-5494

DESCRIPTION	LOCATION	PART NUMBER	
		EUROPE	JAPANESE
DECAL DANGER	ON FRONT OF SKIRT	93-9860	92-6408
DECAL ROLLOVER	ON ROPS	93-9850	92-5388
DECAL ROPS	ON ROPS	93-9859	92-5381
DECAL DANGER BED SUPPORT	ON LIFT CYLINDERS AND BED SUPPORT	93-9852	92-6415
DECAL WARNING SPRING LOADED	ON SPRING CRADLE	93-9879	92-6493
DECAL CAUTION HOT SURFACE	ON LEFT REAR FRAME RAIL	93-8071	92-6479
DECAL ATF	ON REAR AXLE TUBE	93-9442	92-5473
DECAL DANGER	ON REAR AXLE TUBE	93-9862	92-5367
DECAL GREASE DRIVE SHAFTS	ON REAR AXLE TUBE	93-9449	92-6444
DECAL WARNING	ON FAN SHROUD	93-6681	92-7240
DECAL WARNING ROTATING MEMBER	ON FAN SUPPORT	93-7814	83-6030
DECAL CAUTION	ON FAN SUPPORT	93-9447	93-3766
DECAL NO STEP	ON BATTERY COVER	93-6687	84-2780
DECAL STARTING FLUID (DIESEL)	IN FRONT OF RADIATOR	93-7275	84-6660

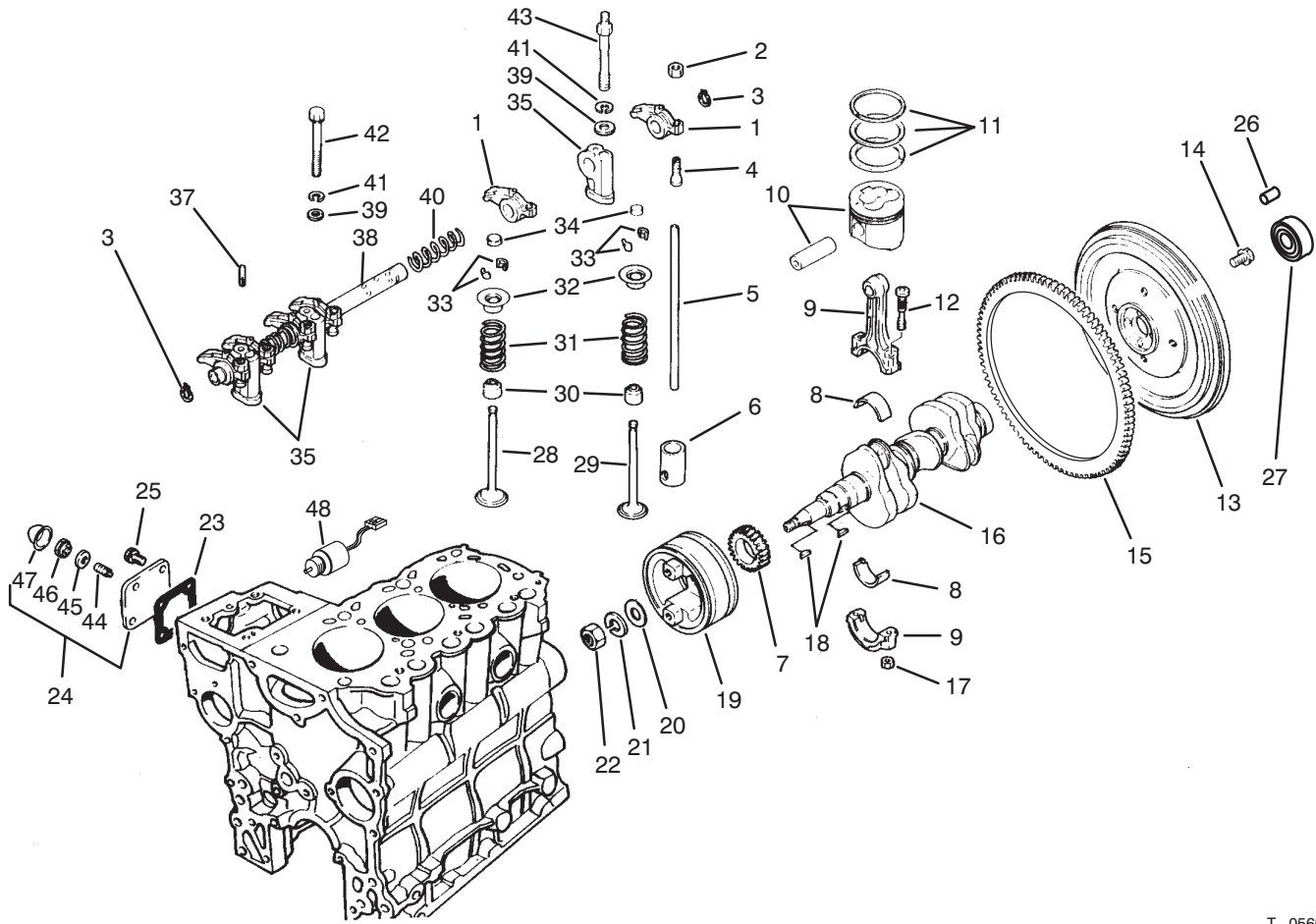


T-0564

CAMSHAFT ASSEMBLY

Ref. No.	Part No.	Description	No. Used
1	92-0828	Block Sub-Assembly (Incl. Ref. #2, 5, 6 & 24)	1
2	42-7080	Cap	2
3	75-4900	Bearing Set STD	1
	67-2410	Bearing Set 0.25	1
	67-2420	Bearing Set 0.50	1
4	67-2200	Seal	4
5	67-2250	Bolt	8
6		Cap Assembly	1
7	67-3010	Cam Shaft	1
8	56-0480	Key - Woodruff	1
9	67-3030	Bearing	2

Ref. No.	Part No.	Description	No. Used
10	67-3000	Washer	2
11	42-9490	Bolt w/Washer	2
12	92-0827	Gear	1
13	92-0842	Gear Assembly	1
14	92-0839	Plate	1
15	92-0841	Ring - Retaining	1
17	92-0840	Gear	1
20	42-7840	Key	1
21	67-3060	Shaft	1
22	67-3050	Bearing	1
23	67-3080	Ring - Retaining	1
24	56-0020	Plug	3

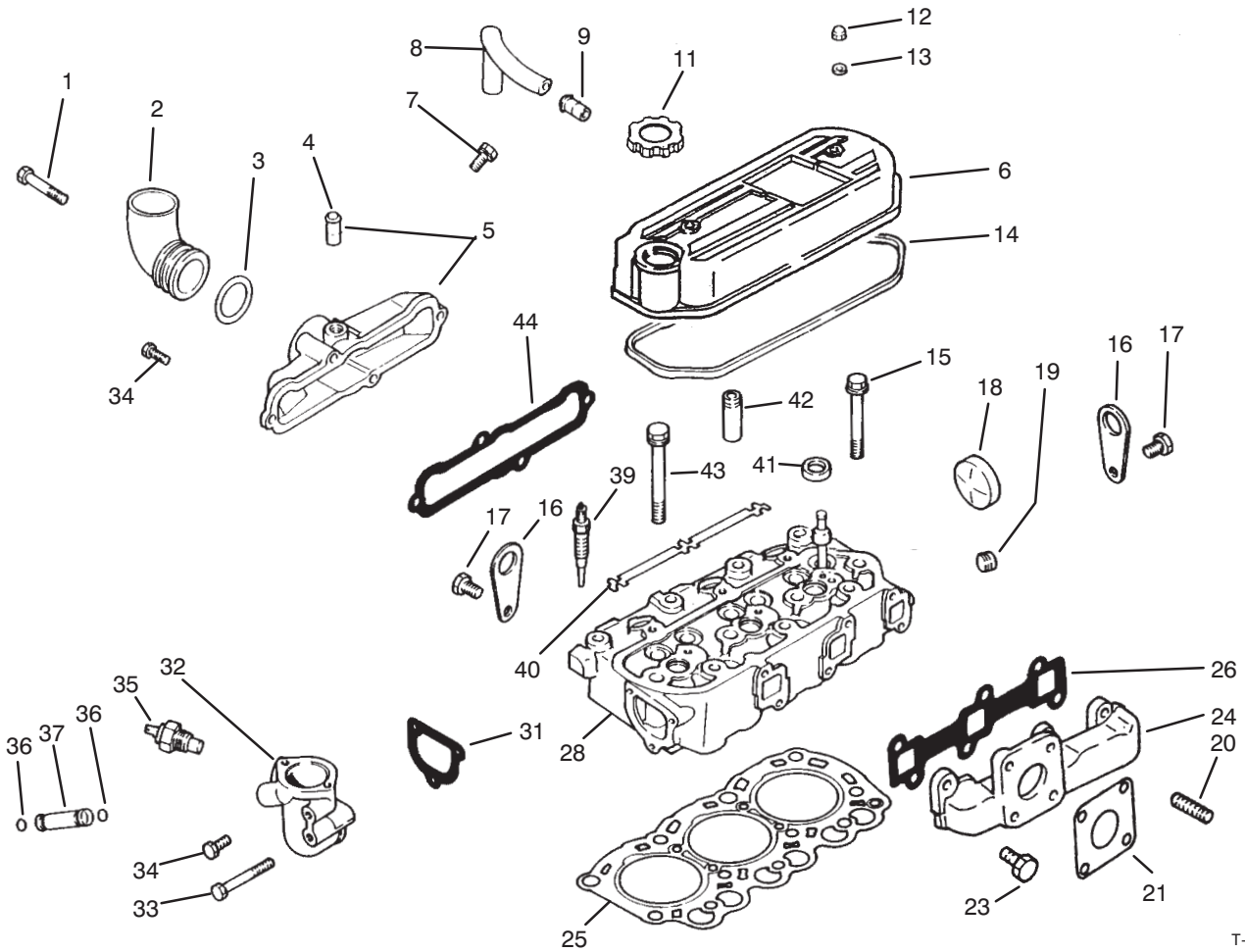


T-0565

VALVES AND CRANKSHAFT ASSEMBLY

Ref. No.	Part No.	Description	No. Used	Ref. No.	Part No.	Description	No. Used
1	67-3160	Arm - Rocker	6	21	67-2960	Washer - Lock	1
2	67-3230	Nut - Jam	6	22	67-2940	Nut - Jam	1
3	67-3240	Ring - Retaining	2	23	67-4310	Gasket	1
4	67-3210	Screw - Adjusting	6	24	67-4250	Cover Assembly (Incl. Ref. #44-47)	1
5	67-3150	Rod - Push	6	25	42-9440	Bolt W/Washer	4
6	67-3120	Tappet	6	26	51-5610	Pin - Dowel	3
7	92-0835	Gear	1	27	92-1914	Bearing - Ball	1
8	75-5010	Bearing Set STD	3	28	67-3130	Valve - Intake	3
*	67-2890	Bearing Set 0.25 US	3	29	67-3140	Valve - Exhaust	3
*	67-2900	Bearing Set 0.50 US	3	30	42-7870	Seal	6
9	67-2850	Connecting Rod Assembly (Incl. Ref. #12 & 17)	3	31	67-3110	Spring	6
10	92-0832	Piston & Pin Set STD	3	32	67-3100	Retainer	6
*	92-0833	Piston & Pin Set 0.25 OS	3	33	42-7860	Lock	12
*	92-0834	Piston & Pin Set 0.50 OS	3	34	67-3180	Cap	6
11	67-2790	Ring Set STD	3	35	67-3200	Stay - Rocker	3
*	67-2800	Ring Set 0.25 OS	3	37	67-3220	Pin	1
*	67-2810	Ring Set 0.5005	3	38	67-3190	Rocker Shaft Assembly	1
12	67-2860	Bolt	6	39	42-9660	Washer	4
13	92-0836	Flywheel Assembly (Incl. Ref. #15)	1	40	67-3170	Spring	2
14	67-2990	Bolt	4	41	67-3260	Washer	6
15	67-2980	Gear - Ring	1	42	42-9510	Bolt	1
16	92-0845	Crankshaft	1	43	67-3250	Bolt - Rockers Stay	2
17	42-9590	Nut	6	44	43-3160	Screw - Adjusting	1
18	56-0480	Key - Woodruff	2	45	75-5120	Gasket	1
19	70-8680	Pulley - Crankshaft	1	46	43-5960	Nut - Special	1
20	67-2950	Washer	1	47	43-2820	Cap - Sealing	1
				48	63-7440	Solenoid - Shutoff	1

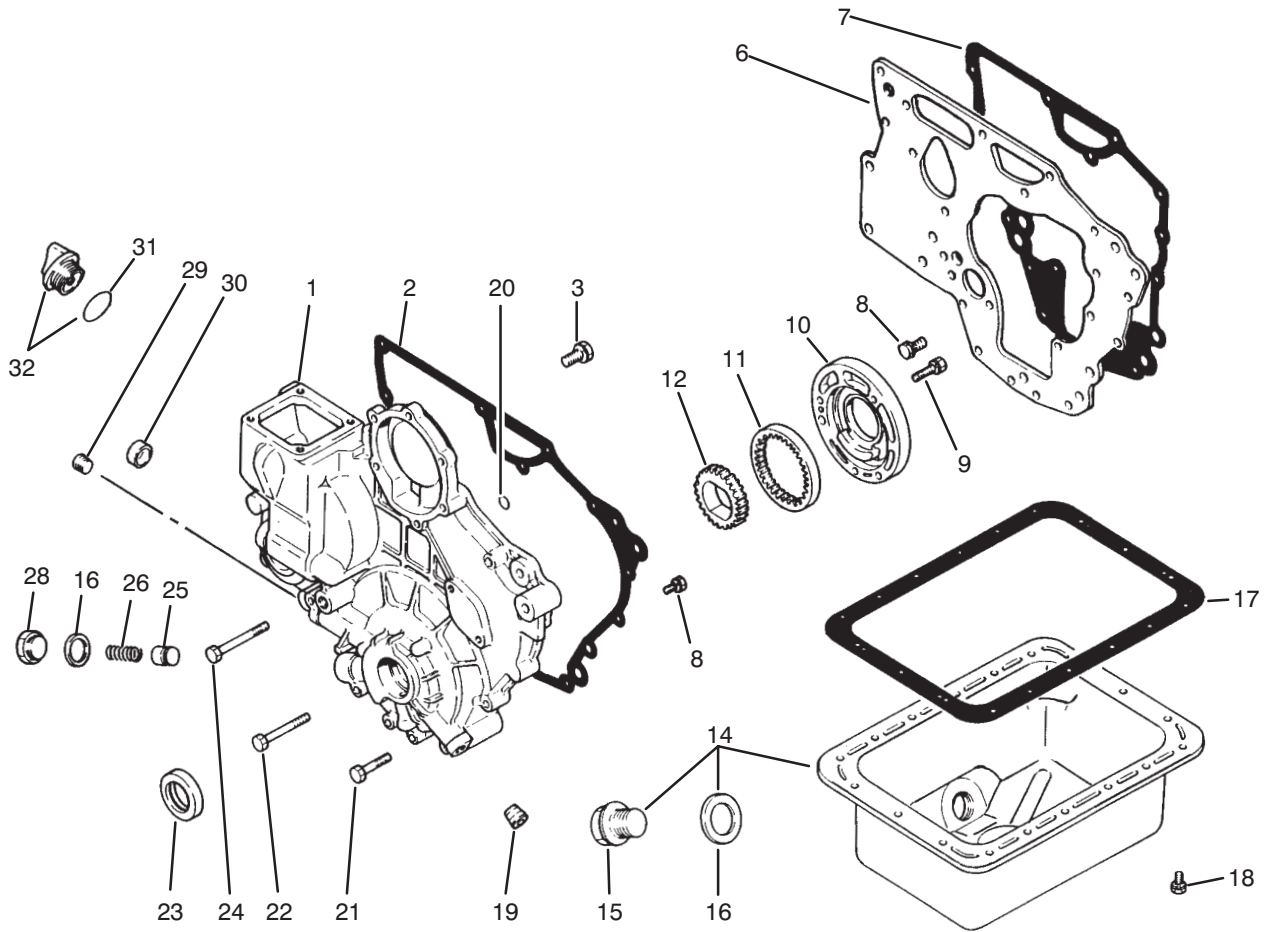
*Not Illustrated



T-1666

CYLINDER HEAD ASSEMBLY

Ref. No.	Part No.	Description	No. Used	Ref. No.	Part No.	Description	No. Used
1	67-4400	Bolt	2	21	42-9110	Gasket	1
2	67-4520	Pipe	1	23	67-4590	Bolt	6
3	67-4540	O-Ring	1	24	70-8750	Manifold - Exhaust	1
4	42-7510	Pipe	1	25	67-2720	Gasket - Cylinder Head	1
5	67-4530	Sub-Assy. Cover (Intake)	1	26	67-4570	Gasket - Exhaust Manifold	1
6	92-0846	Cover Assembly (Incl. Ref. #9)	1	28	92-0826	Cylinder Head Assembly (Incl. Ref. #18, 41 & 42)	1
7	42-9430	Bolt w/Washer	1	31	67-4460	Gasket (Thermostat Fitting)	1
8	67-2670	Hose - Breather	1	32	92-0837	Fitting - Thermostat	1
9	42-7510	Pipe	1	33	67-4470	Bolt	1
11	92-0847	Assy. - Cap (Oil Filler)	1	34	67-2330	Bolt	4
12	67-2770	Nut - Cap	2	35	67-4510	Gauge Nut - Water Temp.	1
13	67-2780	Washer	2	36	43-2710	O-Ring	2
14	67-2760	Gasket	1	37	67-4480	Pipe - By-Pass	1
15	67-2740	Bolt - Flange	3	39	92-0844	Plug - Glow	3
16	67-2680	Hanger - Engine	2	40	67-4690	Plate - Glow Plug	1
17	67-2340	Bolt w/Washer	2	41	67-2710	Cap - Sealing	3
18	56-0020	Plug - Expansion	1	42	67-2700	Guide - Valve	6
19	67-2570	Plug - Taper	1	43	67-2730	Bolt	8
20	42-9570	Stud	4	44	67-4550	Gasket - Intake Manifold	1



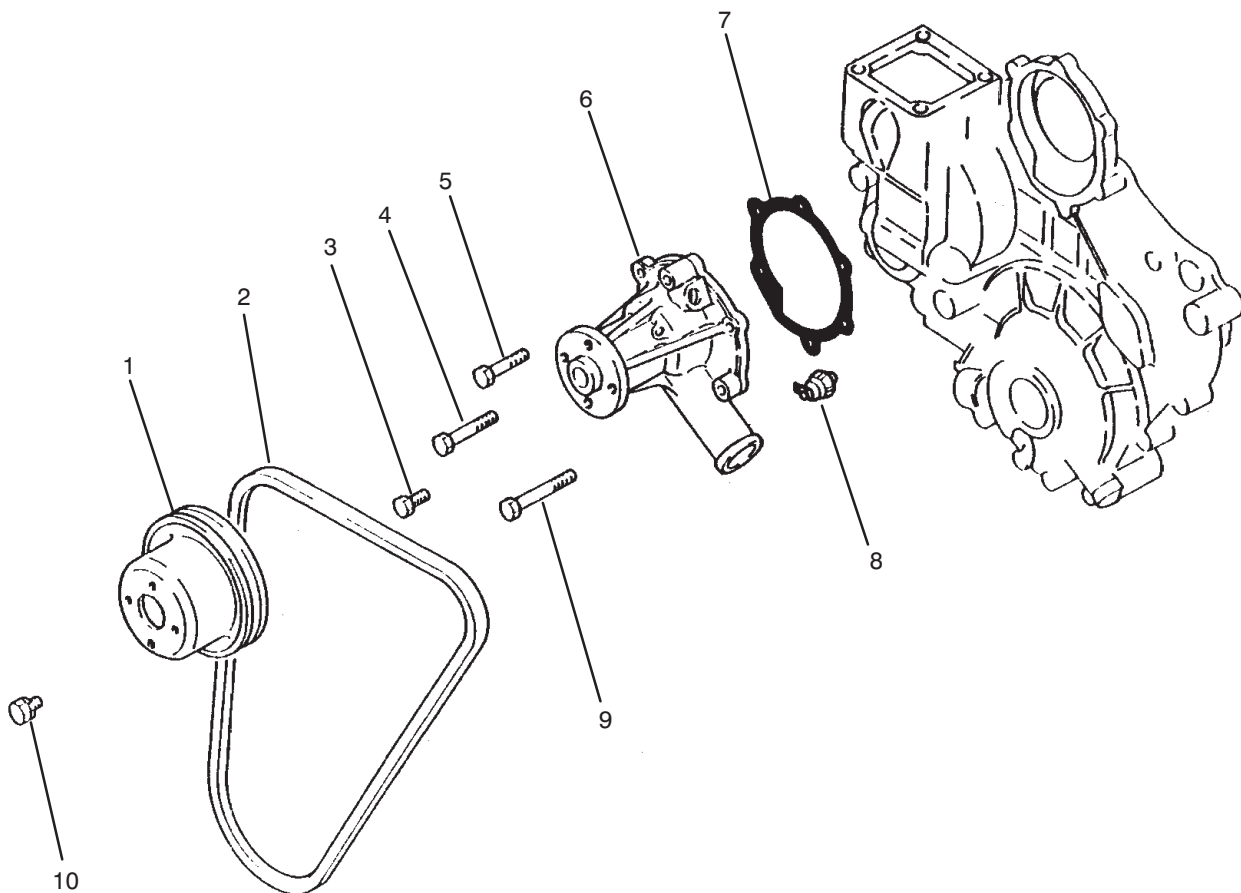
T-0567

CRANKCASE ASSEMBLY

Ref. No.	Part No.	Description	No. Used
1	75-4920	Case Sub-Assembly	1
2	67-2580	Gasket - Case	1
3	67-2340	Bolt w/Washer	3
6	67-2310	Plate	1
7	67-2320	Gasket - Plate	1
8	42-9440	Bolt w/Washer	11
9	67-2560	Bolt w/Washer	3
10	67-2550	Housing - Oil Pump	1
11	67-2540	Gear - Outer	1
12	67-2530	Gear - Inner	1
14	75-4910	Oil Pan Assembly (Incl. Ref. #15-16)	1
15	42-9260	Plug	1
16	42-7290	Gasket - Oil Drain	2
17	67-2480	Gasket - Oil Pan	1
18	42-9490	Bolt w/Washer	18

Ref. No.	Part No.	Description	No. Used
19	42-7210	Plug	1
20	67-2630	O-Ring	2
21	67-2600	Bolt	3
22	67-2610	Bolt	4
23	67-2590	Oil Seal	1
24	67-2620	Bolt	1
25	67-2500	Plunger	1
26	67-2510	Spring	1
28	67-2520	Plug	1
29	67-2570	Plug	1
30	67-2640	Cap	1
31	67-2660	O-Ring	1
32	67-2650	Oil Fill Cap Assembly (Incl. Ref. #31)	1
*	75-5040	Gasket Kit	1

*Not Illustrated

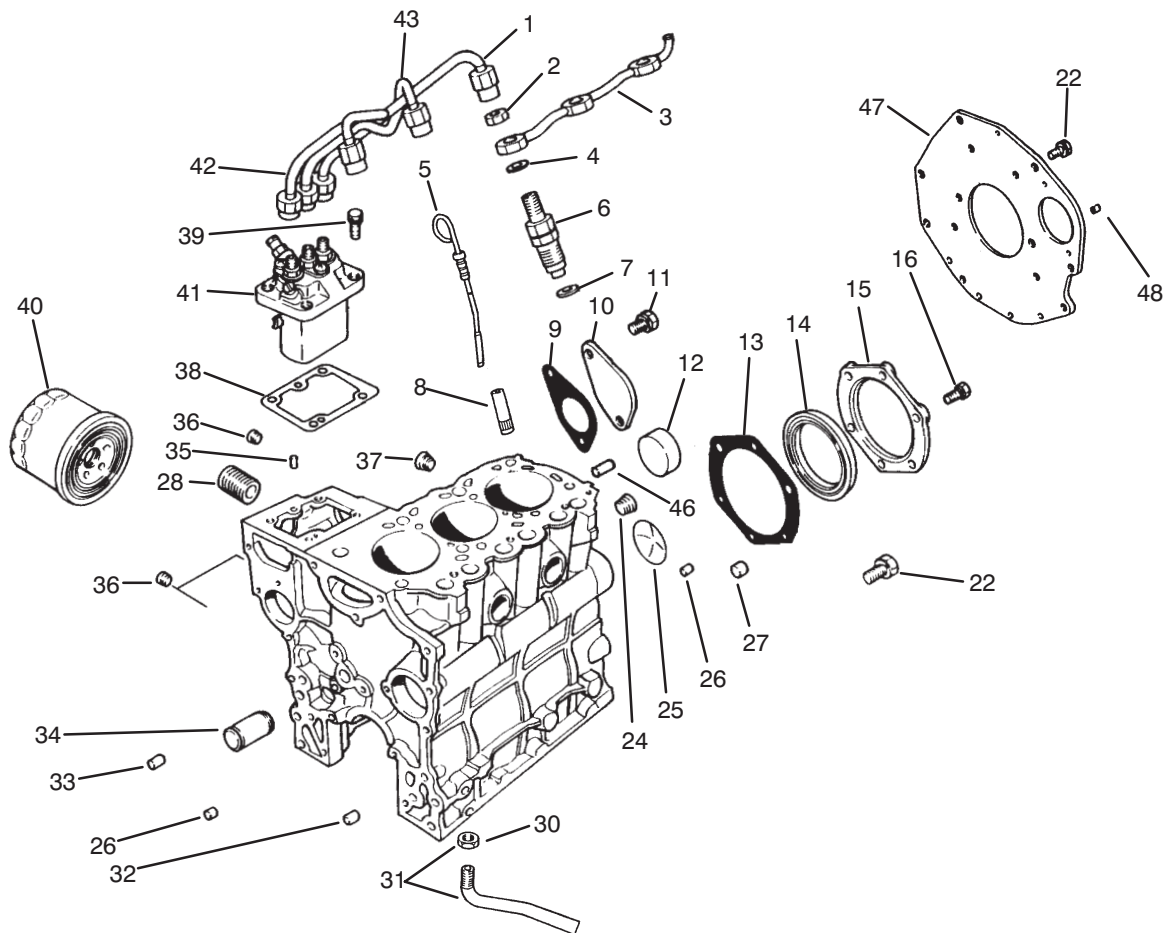


T-0568

WATER PUMP ASSEMBLY

Ref. No.	Part No.	Description	No. Used
1	67-4360	Pulley	1
2	67-4410	V-Belt	1
3	67-2330	Bolt	2
4	67-4400	Bolt	1
5	67-2600	Bolt	1

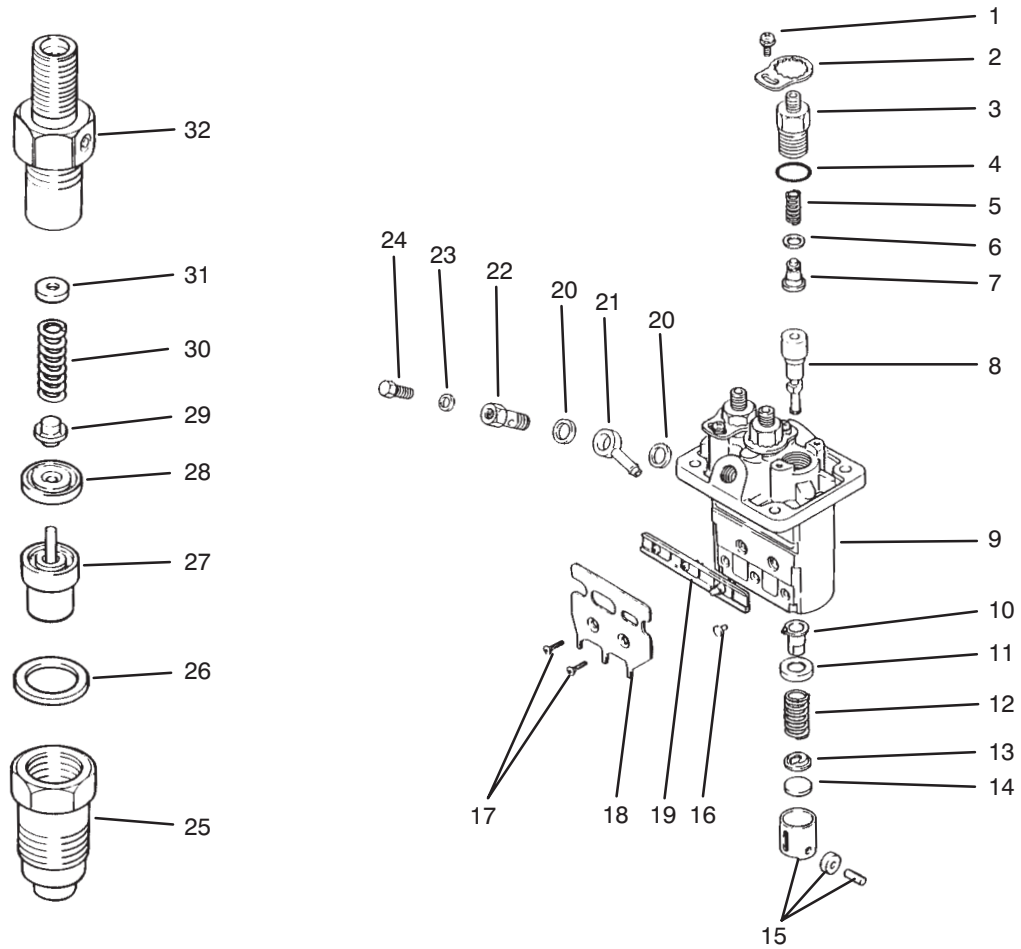
Ref. No.	Part No.	Description	No. Used
6	67-4380	Pump Assembly	1
7	67-4390	Gasket	1
8	67-4350	Oil Pressure Switch	1
9	67-2610	Bolt	2
10	42-9490	Bolt w/Washer	4



T-1667

FUEL SUPPLY & ENGINE BLOCK ASSEMBLY

Ref. No.	Part No.	Description	No. Used	Ref. No.	Part No.	Description	No. Used
1	67-3420	Assy. - Pipe No. 3	1	32	67-2370	Bushing	1
2	67-3430	Nut	3	33	42-7190	Bushing	2
3	67-3450	Pipe - Fuel Return	1	34	92-0829	Shaft - Idler	1
4	67-3440	Gasket	3	35	56-0220	Pin	2
5	67-2450	Dipstick	1	36	67-2210	Plug	3
6	67-3380	Nozzle & Holder Assembly	1	37	56-0100	Plug	1
7	67-3390	Gasket	3	38	67-3280	Shim 0.2	1
8	67-2220	Guide	1	*	67-3290	Shim 0.3	1
9	67-2300	Gasket	1	*	67-3300	Shim 0.5	1
10	67-2290	Cover	1	*	67-3310	Shim 0.4	1
11	67-2340	Bolt w/Washer	2	*	67-3320	Shim 0.6	1
12	56-0020	Plug	3	*	67-3330	Shim 0.7	1
13	67-2280	Gasket	1	*	67-3340	Shim 0.8	1
14	67-2230	Oil Seal	1	*	67-3350	Shim 0.9	1
15	67-2270	Case	1	*	67-3360	Shim 1.0	1
16	67-2330	Bolt	6	39	67-3370	Bolt w/Washer	4
22	67-2440	Bolt w/Washer	6	40	67-4330	Oil Filter Assembly	1
24	67-2390	Plug	1	41	67-3270	Pump Assembly	1
25	67-2350	Plug	1	42	67-3400	Pipe No. 1 Assembly	1
26	67-2360	Bushing	2	43	67-3410	Pipe No. 2 Assembly	1
27	67-2380	Bushing	3	46	42-7160	Pin - Dowel	1
28	56-1230	Shaft - Oil Filter	1	47	92-0830	Plate - Rear	1
30	42-9650	Nut - Jam	1	48	92-0831	Pin - Knock	1
31	67-4340	Screen Assembly (Incl. Ref. #30)	1				



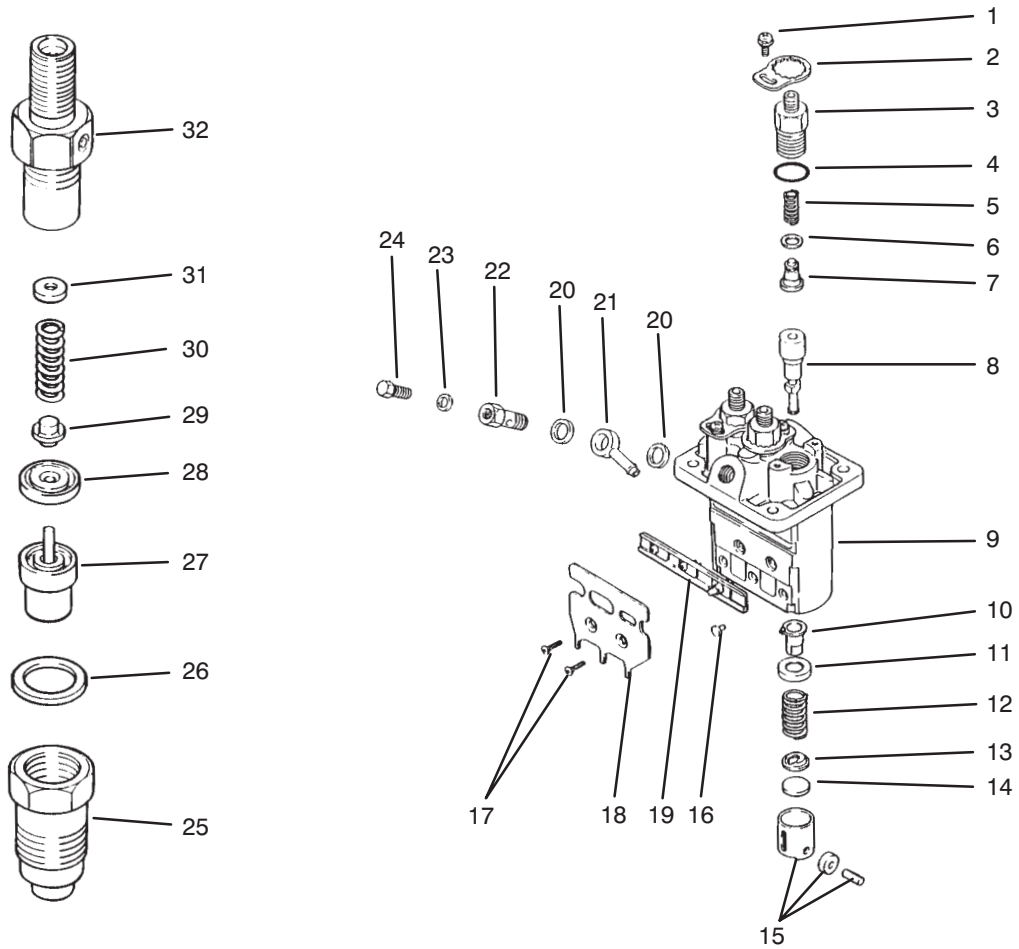
T-0570

FUEL INJECTION PUMP ASSEMBLY

Ref. No.	Part No.	Description	No. Used
1	67-3770	Screw w/Washer	3
2	67-3760	Plate - Lock	3
3	67-3470	Holder - Delivery Valve	3
4	67-3480	O-Ring	3
5	67-3490	Spring	3
6	42-8240	Gasket	3
7	67-3500	Sub-Assy. - Valve	3
8	67-3510	Sub-Assy. - Element	3
9	67-3460	Sub-Assy. - Housing	1
10	67-3520	Sub-Assy. - Sleeve	3
11	67-3530	Seat	3
12	67-3540	Spring	3
13	67-3550	Seat	3
14	67-3560	Plate - Shim 1.85	1
*	67-3570	Plate - Shim 1.9	1
*	67-3580	Plate - Shim 1.95	1
*	67-3590	Plate - Shim 2.0	1
*	67-3600	Plate - Shim 2.05	1
*	67-3610	Plate - Shim 2.1	1
*	67-3620	Plate - Shim 2.15	1
*	67-3630	Plate - Shim 2.2	1
*	67-3640	Plate - Shim 2.25	1

Ref. No.	Part No.	Description	No. Used
*14	67-3650	Plate - Shim 2.3	1
*	67-3660	Plate - Shim 2.35	1
*	67-3670	Plate - Shim 2.4	1
*	67-3680	Plate - Shim 2.45	1
*	67-3690	Plate - Shim 2.5	1
15	67-3700	Tappet Assembly	3
16	67-3810	Pin	3
17	67-3790	Screw	2
18	67-3800	Bracket	1
19	67-3780	Rack Assembly	1
20	67-3750	Washer	2
21	67-3740	Nipple	1
22	67-3730	Screw	1
23	67-3720	Washer	1
24	67-3710	Screw - Air Bleed	1
25	67-3970	Nut	3
26	67-3980	Gasket	3
27	67-3960	Nozzle Assembly	3
28	67-3950	Piece	3
29	67-3940	Pin	3
30	67-3930	Spring	3

*Not Illustrated



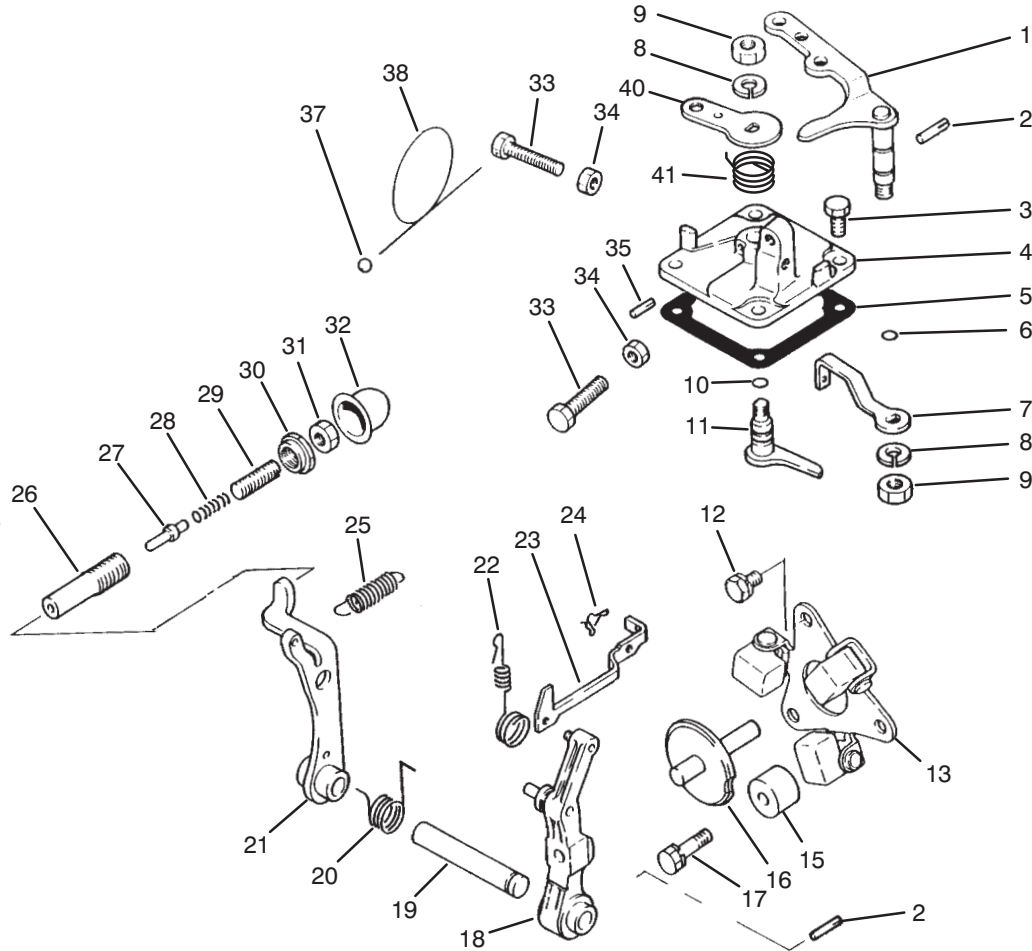
T-0570

FUEL INJECTION PUMP ASSEMBLY

Ref. No.	Part No.	Description	No. Used
31	67-3830	Washer 1.25	1
*	67-3840	Washer 1.3	1
*	67-3850	Washer 1.35	1
*	67-3860	Washer 1.4	1
*	67-3870	Washer 1.45	1
*	67-3880	Washer 1.5	1
*	67-3890	Washer 1.55	1
*	67-3900	Washer 1.6	1
*	67-3910	Washer 1.65	1
*	67-3920	Washer 1.7	1

Ref. No.	Part No.	Description	No. Used
32	75-5000	Body Sub-Assy.	3
*	53-8150	Pump Assembly (Incl. Ref. #1-24)	1
*	67-3380	Nozzle & Holder Assembly (Incl. Ref. #25-32)	3

*Not Illustrated



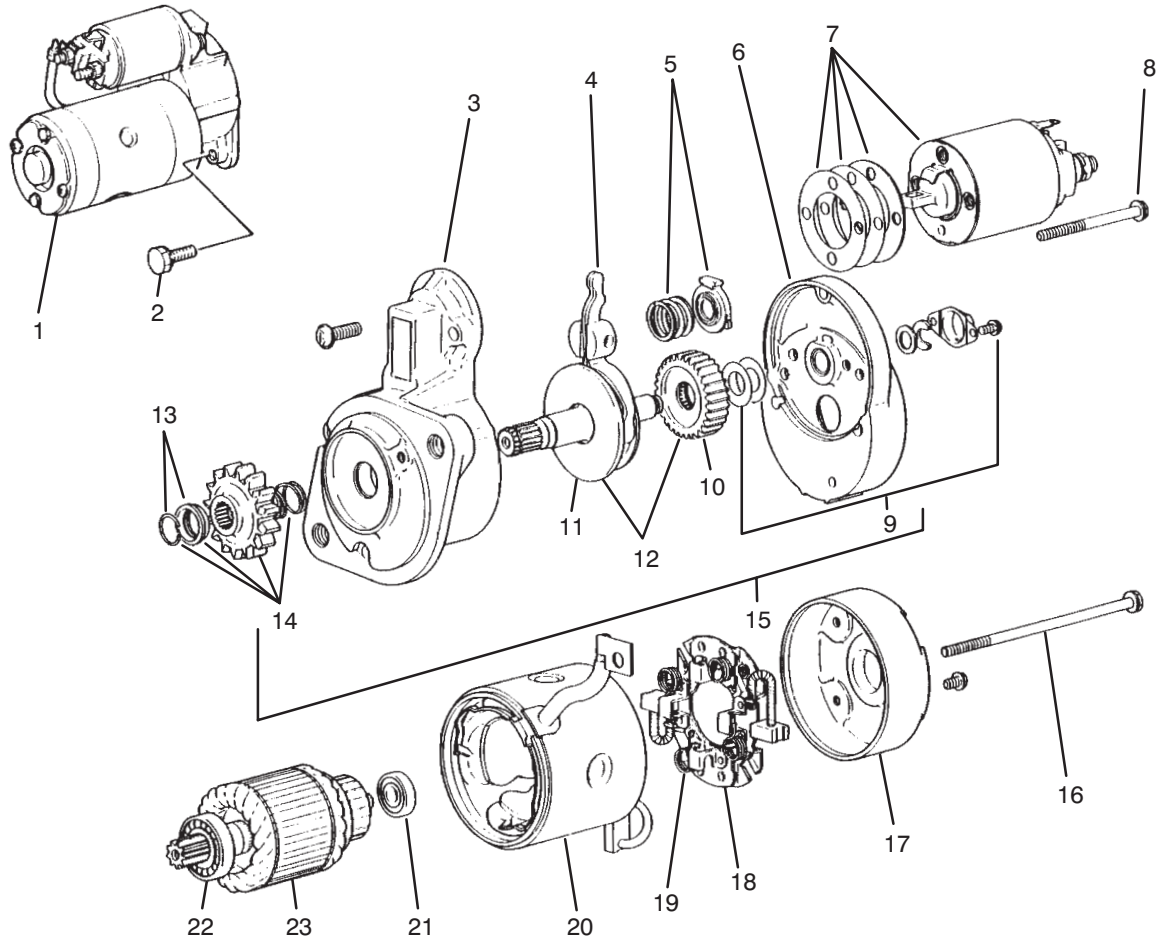
T-0571A

GOVERNOR ASSEMBLY

Ref. No.	Part No.	Description	No. Used
1	67-3990	Lever Assembly (Speed Control)	1
2	67-4000	Pin	2
3	67-4270	Bolt	4
4	67-4130	Cover - Governor	1
5	67-4160	Gasket	1
6	42-8830	O-Ring	1
7	75-4930	Lever - Governor Spring	1
8	67-3260	Washer	2
9	42-9640	Nut - Jam	2
10	42-8830	O-Ring	1
11	67-4140	Stop Lever Assembly	1
12	42-9430	Bolt w/Washer	2
13	67-4040	Weight Assembly	1
15	67-4010	Stopper	1
16	67-4070	Sliding Shaft Assembly	1
17	67-4280	Bolt w/Washer	1
18	67-4060	Governor Lever Assembly	1
19	67-4050	Shaft	1
20	67-5040	Spring	1
21	67-4090	Tension Lever Assembly	1
22	67-4300	Ring - Retaining	1

Ref. No.	Part No.	Description	No. Used
23	67-4030	Rod - Tie	1
24	67-4080	Clip	1
25	67-4260	Spring	1
26	67-4210	Case - Torque Spring	1
27	67-4230	Stopper	1
28	67-4190	Spring - Torque	1
29	67-4220	Screw - Adjusting	1
30	67-4200	Nut - Special	1
31	67-4180	Nut	1
32	67-4240	Cap	1
33	42-9420	Bolt	4
34	67-4290	Nut	4
35	67-4120	Pin	1
37	42-8690	Metal - Sealing	1
38	42-8700	Wire	1
40	67-4150	Lever - Stop	1
41		Spring - Return	1
*	67-4110	Cover Assembly (Incl. Ref.#4, 10, 11, 35 & 40-42)	1
*	92-0838	Spring Set (Incl. Ref. #26-31)	1

*Not Illustrated

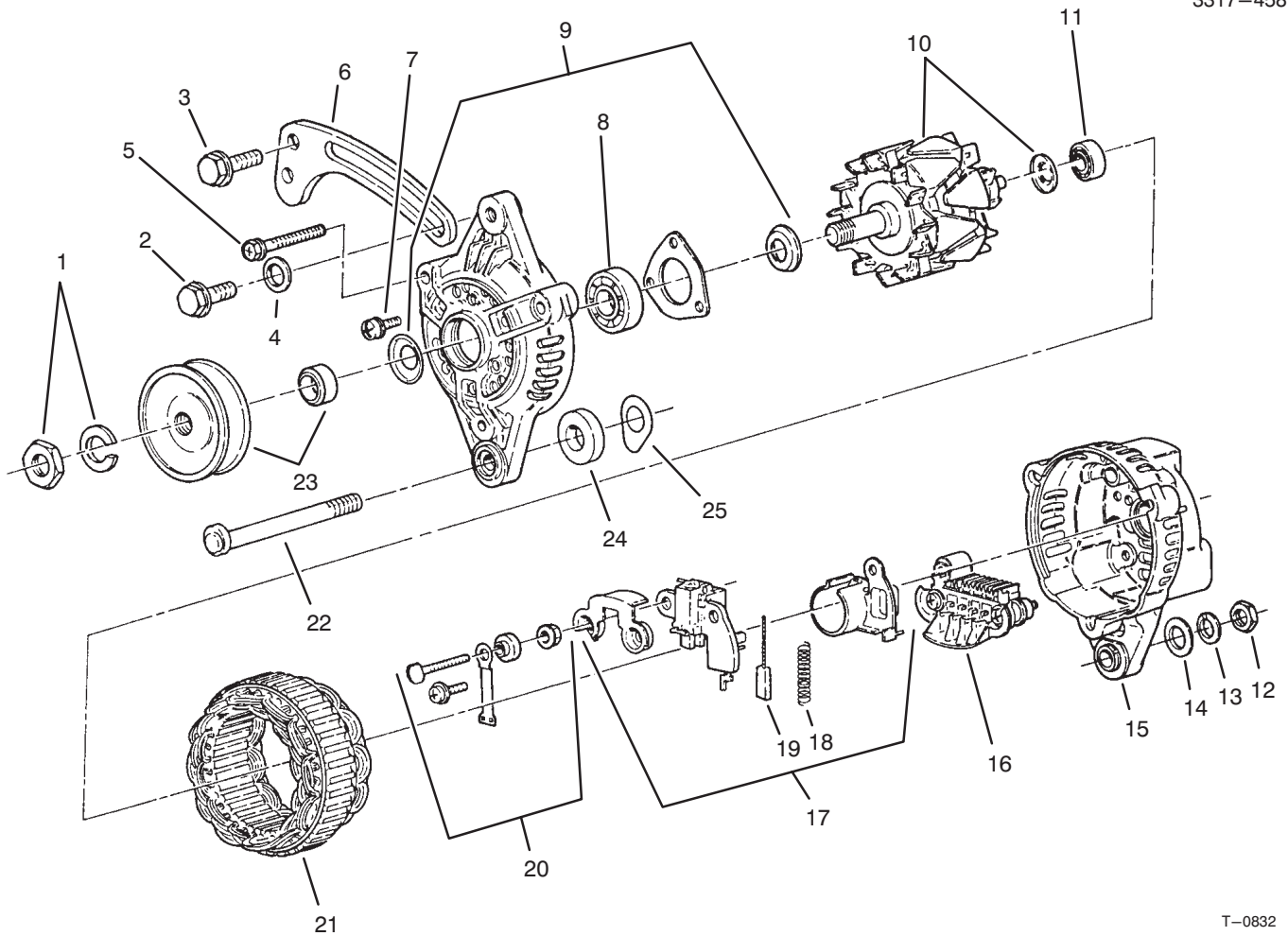


T-0572

STARTER ASSEMBLY

Ref. No.	Part No.	Description	No. Used
1	67-4600	Starter Assembly (Incl. Ref. #3-23)	1
2	92-0843	Bolt w/Washer	2
3	67-4710	Front Bracket Assembly	1
4	67-4720	Lever Assembly	1
5	67-4730	Spring Set	1
6	67-4740	Center Bracket Assembly	1
7	67-4750	Switch Assembly	1
8	52-1570	Bolt Set	1
9	56-1680	Cover Set	1
10	56-1670	Gear	1
11	67-4790	Shaft Assembly	1
12	67-4780	Gear Set (Incl. Ref. #10 & 11)	1
13	56-1640	Stopper Set	1

Ref. No.	Part No.	Description	No. Used
14	67-4770	Pinion Set (Incl. Ref. #13)	1
15	67-4760	Shaft Assembly (Incl. Ref. #9 - 12 & 14)	1
16	56-1610	Bolt	1
17	56-1720	Assy. - Bracket (Rear)	1
18	56-1700	Brush Holder Assembly (Incl. Ref. #19)	1
19	56-1710	Spring - Brush	4
20	67-4800	Yoke Assembly	1
21	56-1600	Bearing - Rear	1
22	56-1590	Bearing - Front	1
23	56-1580	Armature Set (Incl. Ref. #21 & 22)	1



T-0832

ALTERNATOR ASSEMBLY

Ref. No.	Part No.	Description	No. Used	Ref. No.	Part No.	Description	No. Used
1	43-1920	Nut - Set	1	15	67-4890	Rear Bracket Assembly (Incl. Ref. #16-20)	1
2	67-4660	Bolt - Flange	1	16	67-4930	Rectifier Assembly	1
3	42-9440	Bolt w/Washer	1	17	67-4910	Regulator Assembly (Incl. Ref. #18 & 19)	1
4	54-8660	Washer - Flat	1	18	43-0510	Spring - Brush	2
5	67-4820	Bolt Set	1	19	67-4920	Brush	2
6	75-4940	Brace - Generator	1	20	67-4900	Terminal Set	1
7	67-4840	Screw - Set	1	21	67-4880	Stator Assembly	1
8	67-4850	Bearing - Front	1	22	67-4640	Bolt	1
9	67-4830	Front Bracket Assembly (Incl. Ref. #7 & 8)	1	23	67-4810	Pulley Set	1
10	67-4860	Rotor Assembly (Incl. Ref. #11)	1	24	67-4620	Spacer	1
11	67-4870	Bearing - Rear	1	25	43-0370	Shim	5
12	67-4670	Nut	1	*	67-4630	Alternator Assembly (Incl. Ref. #1-25)	1
13	67-3260	Washer - Lock	1				
14	42-9660	Washer - Flat	1				

*Not Illustrated

TORO PART NUMBER INDEX

Part No.	Description	Pg. No.	Ref. No.	Qty.	Part No.	Description	Pg. No.	Ref. No.	Qty.
111071	Bumper	14	4	2	42-9850	Washer - Lock	32	32	42
116749	Horn Assembly	1	21	1	43-1950	Valve	42	9	1
146489	Rivet - Pop	1	28	8	43-2550	Filter	38	26	1
5-3637	Washer - Flat	39	7	1	43-2560	Gasket	38	25	1
5-3637	Washer - Flat	30	16	1	43-2570	Gasket	38	27	1
12-5450	Screw - Hex. Hd.	38	11	4	43-2580	Magnet	38	24	1
18-1720	Joint - Ball	30	49	1	43-5150	Piston	43	11	1
18-2830	Horn Switch Assembly	2	31	1	43-5920	Washer - Lock	30	17	1
18-4260	Assy. - Screw/Lockwasher	6	9	2	43-5970	Nut	38	35	2
18-4270	Clamp - Ball Return Guide	6	8	1	43-6550	Ring - Retaining	5	10	2
18-4340	Plug - Rack Piston End	6	6	1	44-0760	Decal - Warning	18	33	2
18-5160	Seal Kit - Pitman Shaft	7	*	1	44-2230	Disc - Rubber	28	4	2
18-5170	Seal Kit - Valve Ring	7	*	1	46-3710	Fitting - 90°	38	21	2
18-5180	Bearing Kit - Lower Thrust	7	*	1	46-8091	Screw - Hex. Flange Hd.	26	10	2
18-5190	Ball - Chrome Alloy	6	10	11	48-7560	Screw - Cap Hex. Hd.	32	24	1
19-4050	Knob	37	8	2	48-7650	Screw - Cap Hex. Hd.	38	1	2
19-4050	Knob	26	34	1	48-7660	Screw - Cap Hex. Hd.	30	51	2
20-7150	Toggle Switch Assembly	3	62	1	48-7700	Screw - Cap Hex. Hd.	35	9	3
21-0360	Nut	9	6	1	48-7700	Screw - Cap Hex. Hd.	30	23	6
21-1830	Spring - Extension	8	30	1	48-7730	Screw - Cap Hex. Hd.	32	18	5
21-9260	Spacer	5	4	1	48-7740	Screw - Cap Hex. Hd.	5	15	4
22-8330	Plug	44	1	2	48-7880	Nut - Lock	30	18	1
22-8340	Spring	44	3	2	48-7930	Nut	30	27	4
22-8350	Ball	44	4	2	48-7930	Nut - Hex.	32	2	1
22-8360	Pin - Cam	44	6	2	48-8000	Washer - Lock	38	34	2
22-8370	Seat-Check Valve	44	5	2	48-8010	Washer - Lock	30	52	2
22-8380	Retainer - Spring	44	10	2	48-8070	Washer - Flat	5	6	1
22-8410	Spring	44	11	1	48-9520	Nut - Lock	22	28	2
22-8420	Spool	44	8	1	48-9520	Nut - Lock	31	50	3
22-8480	Ring - Retaining, Spool	44	13	1	48-9590	Washer - Lock	30	29	10
22-8490	Ring - Retaining	44	14	1	49-7810	Nut - Lock	38	36	2
22-8500	O-Ring	44	9	2	49-9150	Washer - Flat	16	2	1
23-3030	Spacer	44	12	1	49-9150	Washer - Flat	15	36	1
23-7270	Nut - Lug	20	4	10	51-5610	Pin - Alignment	30	20	3
23-7270	Nut - Lug	23	18	10	52-2890	Bushing - Flange	8	24	2
24-7922	Conduit - Hose (CE)	42	36	1	53-8150	Fuel Pump Assembly	38	28	1
24-7923	Conduit - Hose (CE)	42	35	2	54-0110	Element - Oil Filter	31	38	1
26-0071	Bumper	1	9	2	55-7120	Switch - Brake Light	8	9	1
27-2360	Ignition Switch Assembly	2	43	1	56-7973	Clamp - Hydraulic Tube	41	17	4
27-5360	Hose - Fuel	38	12	2	57-6380	Screw - Cap Hex. Hd.	12	27	3
27-5360	Hose - Fuel	30	13	1	58-4250	Magnet	26	11	2
27-6590	Spacer - Thick	28	7	4	60-6750	Screw - Cap Hex. Hd.	32	4	11
27-6600	Spacer - Thin	28	3	4	62-5550	Decal - TORO	1	2	1
28-8200	O-Ring	6	27	1	62-7650	Gasket - Sending Unit	39	3	1
28-8210	Bolt - Flange Hex. Hd.	6	17	4	63-7640	Unit - Sending	39	4	1
28-8220	Nut - Lash Adjuster	6	16	1	63-7790	Screw - Cap Hex. Hd.	30	28	13
28-8270	Seal Service Kit - End Plug	7	*	1	63-8140	Pulley	26	19	1
28-8280	Seal Kit - Side Cover	6	14	1	63-8280	Head - Filter	38	16	1
28-8290	Seal Service Kit	7	*	1	63-8290	Vent - Air	38	17	1
33-1300	Assembly - Element	40	5	1	63-8300	Element - Filter	38	18	1
33-1310	Baffle	40	8	1	63-8310	Drain - Filter	38	19	1
33-1330	Assembly - Nut	40	6	1	63-8360	Key - Ignition	2	10	1
33-1340	Clamp Assembly	40	7	1	63-9230	Battery	37	7	1
33-1350	Band Assembly	40	3	2	63-9640	Hose - Fuel	39	12	1
33-3090	Bushing - Flange	18	7	4	63-9640	Hose - Fuel Tank to Pump	38	23	1
36-3400	Decal - No Step (US)	37	10	1	64-4430	Gasket - Thermostat	30	43	1
36-4790	Washer - Thrust	30	39	3	65-5100	Handle	26	9	1
39-7310	O-Ring	6	35	3	65-5220	Screw - Hex. Socket Hd.	15	40	3
39-7310	Seal - O-Ring	41	29	2	65-5360	Spring - Extension	5	35	1
39-7420	Washer - Lock	5	22	1	66-3160	Screw - Cap Hex. Hd.	12	6	4
39-7420	Washer - Lock	6	42	1	66-3160	Screw - Cap Hex. Hd.	31	24	7
39-7440	Nut - Lock	5	23	1	66-3160	Screw - Cap Hex. Hd.	12	39	4
39-7440	Nut - Pitman Arm	6	41	1	66-3240	Cap - Radiator	26	12	1
42-3560	Screw - Shoulder	16	15	1	66-6840	Decal - Caution (US)	22	29	1
42-9110	Gasket - Muffler	30	25	1	66-8700	Glow Plug Indicator Assy.	38	32	1
42-9250	Screw - Cap Hex. Hd.	12	43	1	66-8800	Relay	38	10	1
42-9440	Bolt & Washer	30	54	1	67-1450	Spring	30	48	1
42-9440	Screw - Cap Hex. Hd.	30	1	3	67-5050	Thermostat	30	42	1
42-9530	Screw - Cap Hex. Hd.	32	10	25	68-9950	Spring - Extension	31	44	1
42-9530	Screw - Cap Hex. Hd.	12	21	9	70-1480	Relay - S.P.D.T.	38	9	1
42-9570	Stud - Muffler	30	24	4	70-8560	Retainer - Indicator	38	31	1
42-9580	Nut - Lock	30	33	2	71-3381	Tube - Overflow	26	1	2
42-9850	Washer - Lock	12	20	12	71-3383	Hose - Overflow	26	4	1
42-9850	Washer - Lock	35	21	3	71-5320	Washer - Flat	16	18	1
42-9850	Washer - Lock	30	26	4	72-4310	Switch - Ball N.C.	31	46	1

*Not Illustrated

TORO PART NUMBER INDEX (Cont.)

Part No.	Description	Pg. No.	Ref. No.	Qty.	Part No.	Description	Pg. No.	Ref. No.	Qty.
74-0720	Tube - Manual	14	1	1	87-3000	Rim - Rear 23	23	*	2
75-4706	Hose	30	14	1	87-3010	Brake Assembly - RH	20	10	1
75-4706	Hose - Fuel	39	11	1	87-3010	Front Brake Assembly - RH	21	*	1
75-6820	Hourmeter	2	16	1	87-3020	Brake Assembly - LH	20	*	1
75-9610	Spacer	41	7	1	87-3020	Front Brake Assembly - LH	21	*	1
76-2290	Spacer	16	37	1	87-3030	Master Cylinder Assembly	8	35	1
76-4430	Fitting - Fuel 90°	39	9	1	87-3040	Brake Fluid Reservoir Assy.	8	11	1
76-8750	Plate - Warning	26	16	1	87-3060	Washer - Flat	23	25	2
76-9100	Spacer	29	17	6	87-3070	Cable - Battery Pos.	30	34	1
76-9100	Spacer - Hi-Lo Lever	15	35	1	87-3080	Cable - Battery Neg.	37	23	1
80-6990	Washer	23	39	4	87-3080	Cable - Battery Neg.	31	28	1
80-6990	Washer - Flat	31	49	3	87-3100	Lower Shaft Assembly	5	*	1
80-8040	Decal - Caution (US)	28	1	1	87-3110	Absorber - Shock	18	29	2
83-9150	Decal - Starting Fluid (US)	26	33	1	87-3110	Shock Absorber	22	8	2
84-1680	Ring - Retaining	43	7	1	87-3120	Steering Column & Shaft	5	*	1
84-1880	Fan	26	29	1	87-3130	Lever - Tilt Steering	5	36	1
87-0150	Tower - Control Arm RH	18	9	1	87-3140	Support - Rear	39	15	1
87-0160	Tower - Control Arm LH	18	*	1	87-3150	Support - Front	39	27	1
87-0210	Arm - Control Lower RH	19	18	1	87-3160	Strap - Tank Support	39	29	2
87-0220	Arm - Control Lower LH	19	*	1	87-3170	Pad - Tank Support Strap	39	30	2
87-0270	Drum - Brake	20	7	2	87-3210	Belt - V	28	14	1
87-0370	Arm - Pitman	5	21	1	87-3250	Mount - Bearing	5	26	3
87-0650	Fuel Tank Assembly	39	2	1	87-3270	Tube - Brake RH	22	3	1
87-0660	Hose - Reservoir Rear	8	17	1	87-3280	Tube - Brake LH	22	22	1
87-0670	Hose - Reservoir Front	8	16	1	87-3290	Tire - Rear 23	23	*	2
87-0690	Spring - Compression	18	15	2	87-3300	Tire	20	5	2
87-0710	Hood	1	1	1	87-3310	Clip - Brake Cable	23	8	2
87-0740	Key - Supervisor Switch	2	17	1	87-3310	Clip - Brake Cable	20	25	2
87-1430	Joint - Ball	19	16	4	87-3370	Pulley	28	13	1
87-1450	Bushing - Rubber	19	1	8	87-3410	Housing - Thermostat	30	44	1
87-1470	Rod End Assy. - LH Thread	20	19	2	87-3450	Plug	20	12	2
87-1480	Rod End Assy. - RH Thread	20	24	2	87-3460	Boot - Tilt Steering	5	2	1
87-1490	Spring - Leaf	22	15	2	87-3470	Bumper - Spring	22	14	2
87-1500	Steering Gear (Complete)	7	*	1	87-3480	Plate - Brake Equalizer	16	22	1
87-1500	Steering Gear Assembly	5	20	1	87-3520	Clevis	15	27	1
87-1720	Nut - Supervisor Switch	2	18	1	87-3530	Button - Shifter	15	29	1
87-1910	Pin - Alignment	12	13	2	87-3540	Link - Shift	15	20	2
87-1920	Seal - Shaft	12	8	2	87-3560	Tee - Brake Line	10	18	1
87-1970	Bearing Matched Set	23	20	2	87-3560	Tee - Brake Tube	22	23	1
87-2040	Lever - Shift	15	16	1	87-3570	Fitting - Union	10	6	3
87-2080	Stud - Drive	23	12	10	87-3580	Retainer	22	4	2
87-2090	Engine	30	55	1	87-3580	Retainer	20	14	2
87-2100	Bearing - Release	12	26	1	87-3580	Retainer - Brake Hose	23	2	2
87-2110	Tail Light Assembly	45	10	1	87-3580	Retainer - Brake Hose	19	3	2
87-2120	Headlight Assembly	1	3	2	87-3580	Retainer - Brake Hose	10	8	2
87-2240	Housing - Axle	23	7	2	87-3590	Seal - Bearing	23	22	2
87-2260	Boot - Shift Lower	15	28	1	87-3590	Seal - Bearing	20	26	2
87-2280	Bearing	5	25	3	87-3600	Spacer	18	3	10
87-2310	Clevis - Cable	31	36	2	87-3610	Bracket - Detent	5	34	1
87-2310	Clevis - Cable	15	47	2	87-3650	Pin - Shift	15	18	1
87-2410	Rod - Tie	20	17	2	87-3660	Spring - Compression	15	30	1
87-2420	Boot	19	19	4	87-3680	Assembly - Relief Valve	41	*	1
87-2440	Bumper	1	7	2	87-3710	Overflow Reservoir Assembly	26	3	1
87-2480	Link - Stabilizer	18	24	2	87-3720	Retainer - Cylinder	42	17	2
87-2500	Sleeve - Spring Pivot	18	12	2	87-3750	Cover - Steering Wheel	5	9	1
87-2510	Bracket - Seat Frame	14	11	2	87-3760	Plate - Shift Boot	13	14	1
87-2520	Tube - Pivot	15	21	1	87-3770	Bushing - Sleeve	12	9	2
87-2540	Pedal - Brake	8	4	1	87-3780	Box - Glove	2	3	1
87-2590	Shaft - Brake Pedal	8	46	1	87-3790	Switch - Light	2	19	1
87-2610	Pedal - Clutch	12	37	1	87-3800	Bracket - Seat Bottom	13	3	3
87-2640	Support - Master Cylinder	8	19	1	87-3820	Wheel - Steering	5	7	1
87-2650	Gusset	8	21	1	87-3850	Bar - Anti-Sway	18	17	1
87-2660	Support - Pedal LH	8	18	1	87-3860	Link - Anti-Sway Bar	18	5	2
87-2670	Pedal - Accelerator	8	36	1	87-3890	Bracket - Anti-Sway Bar	18	18	2
87-2710	Lever - Parking Brake	16	29	1	87-3910	Bushing - Anti-Sway Bar	18	19	2
87-2720	Driveshaft	28	10	1	87-3920	Bushing - Rubber	18	4	24
87-2750	Spacer - Bearing	28	12	1	87-3920	Bushing - Rubber	22	7	8
87-2790	Tube - Brake LH	19	*	1	87-3940	Mount - Spring RH	22	*	1
87-2800	Tube - Brake RH	19	20	1	87-3960	Mount - Spring LH	22	18	1
87-2820	Bracket - Hose	20	15	2	87-3980	Shackle - Spring	22	11	4
87-2870	Bracket - Brake Hose	19	4	2	87-3990	Oil Strainer Assembly	31	26	1
87-2880	Shaft - Accelerator Pedal	8	45	1	87-4010	Clamp - Anti-Sway Bar	18	20	2
87-2890	Cradle - Reservoir	8	14	1	87-4030	Supervisor Switch Assembly	2	29	1
87-2900	Spring - Compression	15	24	1	87-4050	Hose - Air Cleaner	39	19	1
87-2910	Support - Pedal RH	8	3	1	87-4050	Hose - Air Intake	30	11	1

*Not Illustrated

TORO PART NUMBER INDEX (Cont.)

Part No.	Description	Pg. No.	Ref. No.	Qty.	Part No.	Description	Pg. No.	Ref. No.	Qty.
87-4060	Spacer - Bearing	23	21	2	87-5960	Decal - Axle Range (US)	13	11	1
87-4070	Bumper - Front	1	14	1	87-5970	Decal - PTO (US)	13	16	1
87-4080	Tube - Brake LH	23	6	1	87-5980	Decal - ROPS (US)	17	3	2
87-4090	Tube - Brake RH	23	1	1	87-5990	Decal - PTO (US)	23	40	1
87-4100	Hose - Brake	23	3	2	87-6000	Decal - Differential (US)	13	17	1
87-4100	Hose - Brake	22	5	2	87-6010	Decal - Dump Hyd. (US)	13	19	1
87-4110	Puck - Engine Adapter	30	41	1	87-6020	Decal - Parking Brake (US)	13	20	1
87-4120	Driveshaft	28	5	1	87-6040	Bracket - Shifter	15	22	1
87-4150	Hose - Radiator Lower	26	32	1	87-6060	Decal - ATF (US)	23	4	1
87-4150	Hose - Radiator Lower	30	35	1	87-6070	Decal - Workman 3300D	1	15	1
87-4230	Harness - Wire Front LH	2	41	1	87-6170	Frame - Seat	14	14	1
87-4260	Cable Assembly	15	15	2	87-6240	Bracket - Seat Back	14	23	4
87-4260	Shift Cable Assembly	31	51	2	87-6250	Plate - Tail Light RH	45	*	1
87-4340	Clamp - Cable	15	10	1	87-6270	Socket & Bulb Assembly	3	60	4
87-4350	Lever - Hi-Lo	15	2	1	87-6280	Plate - Seat Back	14	18	2
87-4420	Hi-Lo Cable Assembly	15	6	1	87-6290	Cushion - Seat Back	14	17	2
87-4420	Hi-Lo Cable Assembly	31	52	1	87-6300	Lens	45	7	1
87-4460	Differential Lock Cable	16	11	1	87-6310	Gasket	45	9	1
87-4470	Bracket	31	23	1	87-6320	Bulb - Headlight	1	5	2
87-4490	Bracket - Hold-Down	41	22	1	87-6330	Lens - Headlight	1	6	2
87-4500	Rod - Pivot	41	2	1	87-6370	Rear Tire & Wheel Assembly	24	*	2
87-4510	Rod - Connecting	41	3	1	87-6410	Bracket - Harness	12	18	2
87-4520	Bracket - Dump Valve	42	27	1	87-6570	Foam - Seal	15	38	1
87-4540	Hydraulic Tube Assembly	41	20	1	87-6620	Screw	1	10	15
87-4560	Tube - Hydraulic	41	14	1	87-6620	Screw - Torx Hd.	12	42	2
87-4560	Tube - Hydraulic	42	33	1	87-6640	Lever - Dump Stop	16	14	1
87-4690	Cover - Clutch	30	21	1	87-6660	Fender - Rear 24	45	17	2
87-4700	Disc - Clutch	30	19	1	87-6670	Decal - Fuse Block (US)	3	54	1
87-4710	Spacer - Barking Brake	16	13	1	87-6710	Switch - Supervisor	31	33	1
87-4720	Plate - Steering Boot	5	3	1	87-6720	Knob	15	17	1
87-4730	Guard - Belly	29	19	2	87-6740	Tire - Rear 24	23	16	2
87-4760	Bushing	22	12	12	87-6750	Rim - Rear 24	23	19	2
87-4790	Arm - Accelerator Pedal	8	38	1	87-6870	Bracket - Front	45	15	2
87-4820	Bracket - Cable	31	27	1	87-6890	Hold - Hand	13	1	1
87-4870	Hose - Hydraulic	42	4	1	87-6900	Tube - Hydraulic	29	10	1
87-4880	Hose - Hydraulic LH	42	3	1	87-6910	Spring - Compression	31	13	1
87-4900	Hose - Hydraulic RH	42	31	1	87-6950	Receiver - LH	17	6	1
87-4910	Hose - Hydraulic RH	42	13	1	87-6960	Receiver - RH	17	7	1
87-4920	Hose - Hydraulic	31	41	1	87-7040	Bracket - Oil Filter	31	2	1
87-4960	Clamp - Cable	15	42	1	87-7050	Cap - Reservoir	26	43	1
87-4970	Engine Mount Assembly	29	13	2	87-7070	Skirt Assembly	13	2	1
87-4970	Transaxle Mount Assembly	31	18	2	87-7090	Assembly - Frame, R.O.P.S.	17	1	1
87-5030	Lever - Differential Lock	16	3	1	87-7110	Assembly - Axle, Rear	23	5	1
87-5060	Cushion - Seat Bottom	13	7	2	87-7150	Assembly - Cradle, Spring	18	13	2
87-5080	Spacer - Connecting	41	25	1	87-7160	Assembly - Clevis, Cable	15	7	1
87-5100	Washer	31	17	4	87-7160	Cable Clevis Assembly	31	29	1
87-5100	Washer - Flat	29	12	4	87-7170	Bracket - Clutch Spring	31	45	1
87-5110	Support - Lower	37	17	1	87-7270	Washer - Flat	23	23	6
87-5120	Bracket - Battery Base	37	13	1	87-7290	Fitting - Hydraulic	29	9	1
87-5130	Cover - Battery Base	37	9	1	87-7320	Pulley	26	26	1
87-5140	Nut - Lock	41	8	1	87-7330	Hose - Radiator Upper	26	7	1
87-5150	Screw - Cap Hex. Hd.	41	4	1	87-7330	Hose - Radiator Upper	30	45	1
87-5280	Shaft - Release	12	4	1	87-7350	Hose - Hydraulic	42	21	1
87-5300	Fork - Clutch	12	23	1	87-7350	Hose - Suction	29	6	1
87-5320	Guide - Release	12	25	1	87-7380	Bracket - Relay/Indicator	38	7	1
87-5330	Washer	18	2	12	87-7440	Plate - Throttle	30	8	1
87-5340	Seal Kit - Tie Rod End	20	*	4	87-7470	Plate - Clamp	22	16	2
87-5350	Bracket - Switch	12	14	1	87-7480	Washer - Flat	22	31	8
87-5360	Lever	12	17	1	87-7480	Washer - Lock	5	37	3
87-5370	Rear Tire & Wheel Assembly	24	*	2	87-7570	Retainer - Reservoir	8	12	1
87-5490	Switch - Neutral	12	15	1	87-7600	Rod - Battery Support	37	19	1
87-5560	Hub - Wheel	20	8	2	87-7610	Tab - Battery Support	37	21	1
87-5580	Fuel Gauge Assembly	2	15	1	87-7620	Shield - Plastic	37	12	1
87-5590	Temperature Gauge Assy.	2	8	1	87-7660	Clamp - Brake Line	10	2	8
87-5700	Hydraulic Pump Assembly	26	22	1	87-7930	Decal - Danger (US)	14	6	1
87-5720	Rim	20	6	2	87-7930	Decal - Warning (US)	42	32	2
87-5730	Hose - Hydraulic	31	4	1	87-7930	Decal - Warning (US)	43	13	1
87-5750	Plate - Tail Light LH	45	12	1	87-7940	Stud	14	8	1
87-5770	U-Bracket - Tail Light	45	5	1	87-7950	Bed Support Assembly	14	7	1
87-5800	Bracket - Mount	31	21	2	87-7960	Lever - Shift Arm	31	48	2
87-5870	Bracket - Cable	30	4	1	87-7970	Arm - Shift	31	15	1
87-5910	Decal - Supervisor (US)	3	55	1	87-7990	Hydraulic Cylinder Assy.	42	16	2
87-5920	Decal - Danger (US)	13	26	1	87-8080	Console Plate Assembly	13	21	1
87-5930	Decal - Caution (US)	13	10	1	87-8110	Lever Support Assembly	15	14	1
87-5940	Decal - Rollover (US)	17	2	1	87-8120	Bracket - Trim Side	1	11	2

*Not Illustrated

TORO PART NUMBER INDEX (Cont.)

Part No.	Description	Pg. Ref. No. No. Qty.	Part No.	Description	Pg. Ref. No. No. Qty.
87-8130	Bracket - Trim Top	1 19 1	92-0712	Bearing - Ball	33 1 1
87-8160	Trim	1 20 1	92-0713	Collar	33 12 1
87-8240	Cable - Parking Brake	16 24 2	92-0714	Bearing - Ball	33 13 2
87-8250	Plate - Shift Arm	31 10 1	92-0715	Gear - 49T	33 6 1
87-8440	Assembly - Rear Frame	22 2 1	92-0716	Collar	33 2 1
87-8460	Bumper	12 34 1	92-0717	Gear - 71T	33 9 1
87-8471	Bracket - Clutch	12 7 1	92-0718	Shifter - Hi-Lo	33 7 1
87-8500	Front Wire Harness Assy.	2 47 1	92-0719	Collar - Splines	33 8 1
87-8530	Decal - Dash (US)	3 56 1	92-0720	Case - Differential	36 31 1
87-8550	Control Panel Assembly	2 53 1	92-0721	Fork - Differential Lock	36 17 1
87-8590	Cable - Clutch	3 67 1	92-0722	Shaft - Lock Fork	36 18 1
87-8590	Clutch Cable Assembly	12 1 1	92-0723	Spring - Compression	36 19 1
87-8610	Cable - Accelerator	30 6 1	92-0724	Arm - Differential Lock	36 27 1
87-8610	Cable - Accelerator	8 40 1	92-0725	Shaft - Axle L.H.	36 28 1
87-8620	Boot - Shift	13 13 1	92-0726	Shaft - Axle R.H.	36 1 1
87-8640	Washer - Flat	15 26 1	92-0727	Washer	36 4 2
87-8700	Screw - Cap Hex. Hd.	23 37 4	92-0728	Washer	36 2 1
87-8710	Tab - Clutch	12 40 1	92-0729	Seal - Oil	35 10 3
87-8730	Stud - Drive	20 9 10	92-0730	Slider - Differential Lock	36 7 1
87-8780	Head - Oil Filter	31 43 1	92-0731	Spring - Compression	35 2 3
87-9070	Decal - Quick Ref. (EN)	13 23 1	92-0732	Plate - Keeper	35 8 3
87-9080	Decal - Grease (US)	23 44 2	92-0733	Washer	36 20 1
87-9250	Transaxle Assembly	31 22 1	92-0740	Washer - Thrust	34 3 3
87-9300	Door - Clean Out	26 35 1	92-0741	Washer - Thrust	33 10 1
87-9310	Hose - Air Cleaner	39 21 1	92-0743	Breather - Air	32 27 1
87-9320	Mudflap	1 26 2	92-0744	Washer	36 14 1
87-9330	Bracket - Mudflap LH	1 23 1	92-0745	Gear - Side L.H.	36 24 1
87-9340	Bracket - Mudflap RH	1 * 1	92-0746	Gear - Side R.H.	36 11 1
87-9350	Hydraulic Tube Assembly	41 16 1	92-0747	Washer - Thrust	36 10 2
87-9390	Cup	40 9 1	92-0748	Gear - Pinion	36 12 2
87-9400	Valve	40 11 1	92-0749	Shaft - Pinion	36 23 1
87-9410	Air Cleaner (Complete)	40 * 1	92-0750	Washer	36 13 2
87-9410	Air Cleaner Assembly	39 23 1	92-0753	Ring - Retaining	34 2 1
87-9420	Decal - Caution (US)	26 36 1	92-0753	Ring - Retaining	36 21 1
87-9430	Spindle - RH	20 13 1	92-0754	Ring - Retaining	34 20 1
87-9440	Spindle - LH	20 * 1	92-0755	Ring - Retaining	33 11 1
87-9480	Fender - Front	13 24 2	92-0756	Ring - Retaining	36 5 3
87-9500	Decal - Load Rating (US)	1 16 1	92-0759	Ring - Retaining	32 22 1
87-9810	Foam - Overflow Tank	26 37 1	92-0760	Ring - Retaining	32 15 1
92-0650	Bearing - Ball	34 22 1	92-0761	Ring - Retaining	35 18 1
92-0651	Case - Transaxle	32 19 1	92-0762	Washer - Lock	32 3 1
92-0652	Cover - Upper	32 7 1	92-0763	Ring - Retaining	34 14 3
92-0653	Cover - Side	32 9 1	92-0764	Ring - Retaining	33 3 3
92-0654	Carrier - Differential	32 17 1	92-0765	Pin - Alignment	32 8 4
92-0655	Cover - Seal	32 30 1	92-0765	Pin - Alignment	36 9 2
92-0656	Cover - P.T.O.	32 1 1	92-0768	Pin - Spring	36 15 2
92-0657	Plate - Center	32 21 1	92-0769	Pin - Spring	35 4 2
92-0662	Cap - Oil	32 5 1	92-0770	Pin - Spring	36 26 1
92-0663	Shaft - Main	34 16 1	92-0771	Pin - Spring	36 16 1
92-0664	Hub - Synchro	34 12 2	92-0772	Key	34 17 2
92-0665	Key - Synchro	34 23 6	92-0773	Drain Plug Assembly	32 13 1
92-0666	Spring - Synchro	34 13 4	92-0775	Bearing - Ball	36 6 2
92-0667	Ring - Synchro	34 6 3	92-0775	Bearing - Ball	32 33 2
92-0668	Shifter - Synchro	34 7 2	92-0776	Bearing - Ball	36 29 1
92-0672	Gear - 18T	34 19 1	92-0778	Bearing - Ball	34 11 2
92-0673	Gear - 14T	34 21 1	92-0780	Bearing - Ball	36 3 1
92-0674	Shaft - Reduction	34 28 1	92-0781	Bearing - Needle	34 4 4
92-0677	Gear - 49T	34 31 1	92-0782	Bearing - Needle	34 33 1
92-0679	Gear - 23T	34 25 1	92-0783	Sleeve - Inner	33 5 1
92-0680	Collar	34 26 1	92-0785	Ball	35 1 3
92-0681	Bearing - Needle	34 30 2	92-0787	O-Ring	32 12 1
92-0682	Washer - Thrust	34 29 1	92-0787	O-Ring	36 22 1
92-0684	Gear - 33T	34 10 1	92-0788	O-Ring	32 6 1
92-0687	Gear - 16T	34 18 1	92-0789	O-Ring	32 14 1
92-0698	Shaft - Fork R-1	35 14 1	92-0790	O-Ring	32 29 1
92-0699	Shaft - Fork 2-3	35 7 1	92-0791	Seal - Oil	32 26 1
92-0700	Fork - Shift R-1	35 3 1	92-0793	Seal - Oil	32 16 2
92-0701	Fork - Shift 2-3	35 6 1	92-0793	Seal - Oil	36 32 2
92-0705	Lock - Spindle	35 20 1	92-0796	Screw - Cap Hex. Hd.	32 31 5
92-0706	Cap - Fork Shaft	32 25 1	92-0803	Screw - Hex. Flange Hd.	36 30 12
92-0708	Shaft - Fork Hi-Lo	35 16 1	92-0804	Stud	32 28 1
92-0709	Fork - Shift Hi-Lo	35 17 1	92-0807	Cap - Sealing	32 23 1
92-0710	Counter Shaft Assembly	33 14 1	92-0808	Shim Set	32 20 1
92-0710	Ring Gear Assembly	36 8 1	92-0809	Shim Set	32 11 1
92-0711	Washer - Thrust	33 4 2	92-0816	Arm - Shift Fork R-1	35 15 1

*Not Illustrated

TORO PART NUMBER INDEX (Cont.)

Part No.	Description	Pg. No.	Ref. No.	Qty.	Part No.	Description	Pg. No.	Ref. No.	Qty.
92-0817	Arm - Shift Fork 2-3	35	5	1	92-4128	Spring - Shoe, Lower	21	15	1
92-0818	Arm - Shift Fork Hi-Lo	35	19	1	92-4129	Spring - Adjuster, LH	21	20	1
92-0819	Gear - 40T	34	32	1	92-4130	Spring - Adjuster, RH	21	*	1
92-0820	Gear - 27T	34	5	1	92-4131	Washer - Hold Down	21	22	2
92-0821	Gear - 24T	34	15	1	92-4131	Washer - Hold Down	25	22	2
92-0822	Gear - 28T	34	24	1	92-4132	Spring - Hold Down	21	23	2
92-0823	Gear - 43T	34	27	1	92-4133	Pin - Hold Down	21	26	2
92-0824	Shaft - Reverse Idler	34	9	1	92-4133	Pin - Hold Down	25	26	2
92-2160	Cartridge - Relief Valve	41	12	1	92-4134	Plug - Inspection	21	25	1
92-2161	Body - Relief Valve	41	28	1	92-4134	Plug - Inspection	25	25	1
92-2162	Head	43	6	1	92-4135	Set Bolt	21	1	2
92-2163	Shaft	43	2	1	92-4135	Set Bolt	25	1	2
92-2165	Kit - Repair	43	*	1	92-4136	Backplate Assembly LH	25	2	1
92-2173	Screw - Cap Socket Head	27	18	8	92-4137	Screw - Bleed	25	4	1
92-2174	Screw - Adjusting	27	22	1	92-4140	Assy. - Wheel Cylinder LH	25	*	
92-2175	Gear	27	11	2	92-4141	Assy. - Wheel Cylinder RH	25	*	1
92-2176	Pin - Dowel	27	16	2	92-4142	Seal Kit	25	*	1
92-2177	Pin - Shear	27	7	1	92-4143	Shoe & Lining Set	25	13	1
92-2178	Ring - Crescent	27	4	4	92-4144	Assembly - Adjuster LH	25	*	1
92-2179	Key - Square	27	5	1	92-4145	Assembly - Adjuster RH	25	*	1
92-2180	Gasket - Copper	27	23	1	92-4146	Plug	25	3	1
92-2181	Plate - Pressure	27	13	1	92-4147	Spring - Shoe, Upper LH	25	14	1
92-2182	Plate - Seal	27	9	1	92-4148	Spring - Shoe, Upper RH	25	*	1
92-2183	Plate - Wear	27	10	1	92-4149	Spring - Shoe, Lower	25	15	1
92-2184	Cap - Relief Valve	27	24	1	92-4150	Spring - Adjuster, LH	25	20	1
92-2185	Plug	27	19	1	92-4151	Spring - Adjuster, RH	25	*	1
92-2186	Spacer	27	3	1	92-4152	Spring - Hold Down	25	23	2
92-2187	Housing - Gear, End	27	17	1	92-4153	Assembly - Steering Column	5	11	1
92-2188	Stator	27	8	1	92-4154	Universal Joint Assembly	5	31	1
92-2189	Shaft - Drive	27	6	1	92-4155	Slip Joint Assembly - Upper	5	28	1
92-2190	Shaft - Idler	27	25	1	92-4156	Slip Joint Assembly - Lower	5	29	1
92-2191	Bearing	27	27	1	92-4157	Boot - Steering Shaft	5	24	1
92-2192	Bearing	27	12	4	92-4158	Valve Assy. - Hyd. Gear	7	*	1
92-2193	Ball	27	20	1	92-4159	Nut - Adjuster Plug Lock	6	25	1
92-2194	Spring	27	21	1	92-4160	Bearing Service Kit - Upper	7	*	1
92-2195	Seal - Oil	27	2	1	92-4161	Assembly - Cover Service	6	*	1
92-2196	Seal - Pressure Plate	27	15	1	92-4162	Pitman Shaft - Gear Service	7	*	1
92-2197	Seal - Back Up	27	14	1	92-4163	Assy. - Steering Housing	7	*	1
92-2198	Seal	27	26	1	92-4164	Plug Assy. - Service Adjust.	7	*	1
92-2199	Key - Ball	27	28	1	92-4165	Plug - Housing End	6	2	1
92-2379	Clamp - Hose	26	2	3	92-4166	Rack/Piston/Nut Assembly	7	*	1
92-2379	Clamp - Hose	38	22	1	92-4167	Assembly - Plug Service	7	*	1
92-2379	Clamp - Hose	39	32	1	92-4168	Return - Guide Ball	6	7	2
92-2609	Decal - Remote Hyd. (US)	13	18	1	92-4169	Bearing - Needle	6	21	1
92-2697	Hose - Hydraulic LH	42	1	1	92-4170	Bearing - Pitman Shaft	6	47	1
92-4100	Backplate Assembly RH	25	*	1	92-4177	Yoke - Double Clamp	23	34	2
92-4101	Primary Piston Assembly	9	11	1	92-4179	Yoke, Shaft & Seal Tube	23	33	2
92-4102	Secondary Piston Assembly	9	4	1	92-4180	Seal	23	32	2
92-4103	Pin - Stop	9	3	1	92-4182	Yoke & Hub	23	31	2
92-4104	Adaptor - Pipe Fitting	9	1	2	92-4187	Cross & Bearing Kit	23	30	4
92-4106	Rod - Push	9	8	1	92-4188	Ring - Snap	23	28	12
92-4107	Dust Cover	9	7	1	92-4189	Strap & Bolt Kit	23	36	4
92-4108	Washer - Retainer	9	10	1	92-4190	Yoke - End	23	29	2
92-4109	Circlip	9	9	1	92-4197	Operators Platform Assy.	1	17	1
92-4110	Clevis	9	5	1	92-4198	Fan Shroud Assembly	26	17	1
92-4111	Petcock - Radiator	26	38	1	92-5497	Decal - Quick Ref. (DU)	13	*	1
92-4112	Assembly - Cap	8	5	1	92-5498	Decal - Quick Ref. (FR)	13	*	1
92-4113	Screw - Bleed	21	4	1	92-5499	Decal - Quick Ref. (GR)	13	*	1
92-4114	Cap - Bleed Screw	21	5	1	92-5951	Angle - Hitch	23	41	1
92-4114	Cap - Bleed Screw	25	5	1	92-5964	Cover - Engine (CE)	30	57	1
92-4115	Backplate Assembly LH	21	2	1	92-5972	Grommet	14	5	4
92-4116	Backplate Assembly RH	21	*	1	92-6400	Decal - Quick Ref. (IT)	13	*	1
92-4117	Assy. - Wheel Cylinder LH	21	*	1	92-6402	Decal - Quick Ref. (SP)	13	*	1
92-4118	Assy. - Wheel Cylinder RH	21	*	1	92-6403	Decal - Quick Ref. (SW)	13	*	1
92-4119	Kit - Seal	21	*	1	93-0307	Nut - Retainer	20	35	2
92-4120	Shoe & Lining Set	21	13	1	93-0309	Washer - Tab	20	3	2
92-4121	Assembly - Adjuster LH	21	*	1	93-3102	Cap - Fuel	39	1	1
92-4122	Assembly - Adjuster RH	21	*	1	93-6668	Decal - Charging (CE)	37	24	1
92-4123	Assembly - Pawl LH	21	19	1	93-6681	Decal - Warning (CE)	26	44	1
92-4123	Assembly - Pawl LH	25	19	1	93-6687	Decal - No Step (CE)	37	*	1
92-4124	Assembly - Pawl RH	21	*	1	93-7051	Radiator Assembly	26	39	1
92-4124	Assembly - Pawl RH	25	*	1	93-7053	Warning Light Assembly	2	9	1
92-4125	Plug	21	3	1	93-7081	Tube - Brake Front RH	10	10	1
92-4126	Spring - Shoe, Upper LH	21	14	1	93-7082	Tube - Brake Front LH	10	16	1
92-4127	Spring - Shoe, Upper RH	21	*	1	93-7083	Tube - Brake Front	10	1	1

*Not Illustrated

TORO PART NUMBER INDEX (Cont.)

Part No.	Description	Pg. Ref. No. No. Qty.	Part No.	Description	Pg. Ref. No. No. Qty.
93-7084	Tube - Brake Rear	10 5 1	237-30	Seal - O-Ring	31 34 2
93-7085	Tube - Brake Front	10 19 1	237-42	O-Ring	44 2 2
93-7086	Tube - Brake Rear	10 7 1	237-42	Seal - O-Ring	42 7 2
93-7087	Tube - Brake Rear	10 12 1	237-42	Seal - O-Ring	41 11 2
93-7088	Support - Fan	26 20 1	237-42	Seal - O-Ring	31 47 1
93-7090	Stub - Axle	23 14 2	237-78	Seal - O-Ring	42 15 4
93-7094	Cover - Wire Harness	2 49 1	237-79	Seal - O-Ring	42 25 1
93-7099	Frame - Engine	29 1 1	237-79	Seal - O-Ring	31 39 2
93-7100	Mount - Engine	29 5 1	237-80	Seal - O-Ring	42 24 1
93-7100	Mount - Engine	30 40 1	237-123	Seal - O-Ring	31 25 1
93-7102	Muffler	30 31 1	240-5	Grommet	12 31 1
93-7103	Screen - Radiator	26 8 1	240-6	Grommet	8 22 1
93-7120	Housing - Bell	12 10 1	241-119	Cap Dust	20 1 2
93-7123	Hose - Brake Front	19 8 2	2410-35	Plug	2 6 1
93-7123	Hose - Brake Front	10 9 2	2410-42	Cap - Front Bumper	1 12 2
93-7124	Driveshaft Assembly	24 * 2	2410-64	Plug - Hole	3 64 1
93-7125	Brake Assembly RH	23 * 1	2411-33	Joint - Ball	12 3 1
93-7125	Rear Brake Assembly - RH	25 * 1	2412-10	Clamp - R	19 7 2
93-7126	Brake Assembly LH	23 9 1	2412-34	Clamp	42 22 1
93-7126	Rear Brake Assembly - LH	25 * 1	2412-34	Clamp	30 36 2
93-7128	Drum - Brake	23 15 2	2412-34	Clamp - Hose	26 6 2
93-7130	Harness - Wire	30 15 1	2412-34	Clamp - Hose	29 7 1
93-7130	Harness - Wire	38 33 1	2412-36	Clamp	39 8 1
93-7130	Harness - Wire Rear	37 22 1	2412-36	Clamp - Hose	31 3 3
93-7130	Harness - Wire Rear	2 34 1	2412-89	Clamp - R	45 2 1
93-7133	Arm - Control Upper LH	19 * 1	2412-89	Clamp - R	37 20 1
93-7135	Arm - Control Upper RH	19 21 1	2412-89	Clamp - R	10 21 1
93-7145	Screw - Cap Hex. Hd.	5 19 3	2412-89	Clamp - R	12 29 1
93-7252	Decal - CE (CE)	3 66 1	2412-89	Clamp - R	2 32 1
93-7275	Decal - Starting Fluid (CE)	26 * 1	2412-92	Clamp - Hose	30 10 1
93-7276	Decal - Danger (CE)	37 25 1	2412-92	Clamp - Hose	39 20 2
93-7814	Decal - Caution (CE)	28 * 1	2412-105	Clamp - R	5 17 2
93-8071	Decal - Caution (CE)	22 * 1	2412-106	Clamp - R	29 11 1
93-9430	Decal - Differential (CE)	13 * 1	2412-107	Clamp - R	30 47 1
93-9431	Decal - Quick Ref. (DN)	13 * 1	2412-108	Clamp - Hose	39 10 1
93-9432	Decal - Quick Ref. (FN)	13 * 1	2412-108	Clamp - Hose	30 12 2
93-9433	Decal - Quick Ref. (NO)	13 * 1	2412-108	Clamp - Hose	38 13 3
93-9434	Decal - Quick Ref. (PO)	13 * 1	2412-130	Clamp - Hose	40 10 1
93-9442	Decal - ATF (CE)	23 * 1	2412-133	Clamp - R	14 3 2
93-9443	Decal - Parking Brake (CE)	13 * 1	2412-143	Clamp - Hose	8 15 2
93-9444	Decal - Dump Hyd. (CE)	13 * 1	2412-144	Clamp - Hose	8 34 2
93-9445	Decal - Dash (CE)	3 * 1	2412-149	Clamp - R	30 37 1
93-9447	Decal - Caution (CE)	26 * 1	2412-149	Clamp - Tube	22 24 5
93-9448	Decal - Caution (CE)	13 * 1	2412-149	R-Clamp	10 14 2
93-9449	Decal - Grease (CE)	23 * 2	251-8	Bearing - Ball	34 1 2
93-9850	Decal - Rollover (CE)	17 * 1	251-82	Bearing - Ball	28 11 2
93-9851	Decal - Fuse Block (CE)	3 * 1	251-346	Bearing - Ball	34 8 1
93-9852	Decal - Danger (CE)	14 * 1	254-72	Cup - Bearing	20 29 2
93-9852	Decal - Warning (CE)	42 * 2	254-94	Cone - Bearing	20 30 2
93-9852	Decal - Warning (CE)	43 * 1	254-106	Cone - Bearing	20 27 2
93-9856	Decal - Supervisor (CE)	3 * 1	254-107	Cup - Bearing	20 28 2
93-9857	Decal - Axle Range (CE)	13 * 1	256-257	Bushing - Flange	8 1 2
93-9859	Decal - ROPS (CE)	17 * 2	256-257	Bushing - Flange	12 36 2
93-9860	Decal - Danger (CE)	13 * 1	283-2	Pin - Clevis	8 29 1
93-9861	Decal - PTO (CE)	13 * 1	283-14	Pin - Clevis	16 23 1
93-9862	Decal - PTO (CE)	23 * 1	283-30	Pin - Clevis	12 35 1
93-9866	Decal - Remote Hyd. (CE)	13 * 1	283-30	Pin - Clevis	8 42 1
93-9879	Decal - Warning (CE)	18 * 2	283-62	Pin - Clevis	16 6 1
94-1224	Decal - Load Rating (CE)	1 * 1	283-62	Pin - Clevis	15 8 3
218-446	Nut - Hex.	2 11 1	283-62	Pin - Clevis	31 35 3
218-447	Washer - Lock	2 12 1	283-85	Pin - Clevis	8 39 1
218-473	Boot - Switch	3 63 1	302-5	Fitting - Grease	19 14 4
218-574	Fuse - 7.5 Amp	2 46 2	302-5	Fitting - Grease	20 20 4
218-578	Fuse - 10 Amp	3 61 1	302-5	Fitting - Grease	5 30 1
218-600	Bulb	2 13 2	302-5	Fitting - Grease	23 35 4
219-17	Bulb - Warning Light	3 59 4	302-11	Fitting - Grease	18 8 1
232-27	Stem - Valve	20 31 2	302-58	Fitting - Grease	24 46 16
232-27	Valve - Stem	23 17 2	321-2	Screw - Cap Hex. Hd.	2 1 7
233-37	Knob	15 1 1	321-2	Screw - Cap Hex. Hd.	30 7 1
233-39	Knob	41 1 1	321-3	Screw - Cap Hex. Hd.	2 4 2
233-39	Knob	5 1 1	321-3	Screw - Cap Hex. Hd.	26 31 4
233-48	Knob	16 4 1	321-3	Screw - Cap Hex. Hd.	5 33 2
237-21	Seal - O-Ring	42 2 6	321-4	Screw - Cap Hex. Hd.	26 5 4
237-22	Seal - O-Ring	42 5 3	321-4	Screw - Cap Hex. Hd.	37 6 1
237-22	Seal - O-Ring	41 9 4	321-4	Screw - Cap Hex. Hd.	29 8 1

*Not Illustrated

TORO PART NUMBER INDEX (Cont.)

Part No.	Description	Pg. No.	Ref. No.	Qty.	Part No.	Description	Pg. No.	Ref. No.	Qty.
321-4	Screw - Cap Hex. Hd.	13	9	8	3230-23	Bolt - Carriage	26	24	5
321-4	Screw - Cap Hex. Hd.	10	13	3	3231-3	Bolt - Carriage	18	21	4
321-4	Screw - Cap Hex. Hd.	14	20	8	3231-21	Bolt - Carriage	37	1	6
321-4	Screw - Cap Hex. Hd.	1	24	4	3231-21	Bolt - Carriage	41	21	1
321-4	Screw - Cap Hex. Hd.	12	30	1	3231-21	Bolt - Carriage	14	22	4
321-4	Screw - Cap Hex. Hd.	2	33	1	3231-21	Bolt - Carriage	15	32	4
321-4	Screw - Hex. Flange Hd.	22	26	3	3232-17	Bolt - Carriage	22	19	8
321-5	Screw - Cap Hex. Hd.	30	56	1	3234-1	Screw - Hex. Flange Hd.	1	13	6
321-6	Screw - Cap Hex. Hd.	45	3	16	3234-4	Screw - Hex. Flange Hd.	31	42	4
321-6	Screw - Cap Hex. Hd.	19	5	2	3234-11	Screw - Cap Hex. Hd.	29	18	6
321-9	Screw - Cap Hex. Hd.	10	3	4	3234-38	Screw - Cap Hex. Hd.	39	31	2
321-9	Screw - Cap Hex. Hd.	41	5	2	3234-38	Screw - Hex. Flange Hd.	22	17	22
321-9	Screw - Cap Hex. Hd.	16	27	1	3234-40	Screw - Hex. Flange Hd.	17	4	4
321-14	Screw - Cap Hex. Hd.	42	8	2	3250-13	Screw	2	51	2
321-15	Screw - Cap Hex. Hd.	41	13	1	3250-13	Screw - Hex. Hd.	13	15	20
322-2	Screw - Cap Hex. Hd.	8	2	12	3250-13	Screw - Pan Hd.	1	27	4
322-2	Screw - Cap Hex. Hd.	10	11	1	3250-20	Screw - Round Hd.	26	41	4
322-2	Screw - Cap Hex. Hd.	5	16	6	3253-3	Washer - Lock	26	30	4
322-2	Screw - Cap Hex. Hd.	39	22	4	3253-4	Washer - Lock	13	5	8
322-2	Screw - Cap Hex. Hd.	26	42	4	3253-4	Washer - Lock	5	14	4
322-2	Screw - Cap Hex. Hd.	2	50	3	3253-4	Washer - Lock	30	22	6
322-3	Screw - Cap Hex. Hd.	30	3	1	3253-6	Washer - Lock	24	45	10
322-3	Screw - Cap Hex. Hd.	42	20	4	3253-15	Washer - Lock	39	5	5
322-5	Screw - Cap Hex. Hd.	28	2	4	3253-15	Washer - Lock	2	39	4
322-5	Screw - Cap Hex. Hd.	13	6	8	3253-19	Washer - Lock	3	58	3
322-5	Screw - Cap Hex. Hd.	19	10	2	3253-21	Washer - Lock	23	10	8
322-5	Screw - Cap Hex. Hd.	8	13	1	3253-21	Washer - Lock	14	13	2
322-5	Screw - Cap Hex. Hd.	41	24	1	3253-21	Washer - Lock	20	33	8
322-5	Screw - Cap Hex. Hd.	26	25	4	3254-1	Washer - Lock	2	36	1
322-7	Screw - Cap Hex. Hd.	28	9	4	3254-2	Washer - Lock	30	32	2
322-12	Screw - Cap Hex. Hd.	15	25	1	3255-7	Washer - ETLW	38	3	1
323-4	Screw - Cap Hex. Hd.	39	16	2	3255-9	Washer - Lock ETLW	37	3	1
323-4	Screw - Cap Hex. Hd.	1	22	1	3256-3	Washer - Flat	28	8	4
323-6	Screw - Cap Hex. Hd.	16	1	1	3256-4	Washer - Flat	31	12	1
323-6	Screw - Cap Hex. Hd.	23	11	8	3256-5	Washer - Flat	12	11	4
323-6	Screw - Cap Hex. Hd.	14	12	2	3256-6	Washer - Flat	22	9	4
323-6	Screw - Cap Hex. Hd.	15	37	1	3256-6	Washer - Flat	18	32	2
323-7	Screw - Cap Hex. Hd.	31	14	4	3256-14	Washer - Flat	41	30	1
323-7	Screw - Cap Hex. Hd.	8	31	2	3256-22	Washer - Flat	10	4	4
323-7	Screw - Cap Hex. Hd.	23	43	4	3256-22	Washer - Flat	2	5	2
323-8	Screw - Hex. Flange Hd.	20	11	8	3256-22	Washer - Flat	13	8	8
323-9	Screw - Cap Hex. Hd.	37	14	1	3256-22	Washer - Flat	45	11	16
323-10	Screw - Cap Hex. Hd.	31	8	1	3256-22	Washer - Flat	26	14	4
323-12	Screw - Cap Hex. Hd.	18	6	8	3256-22	Washer - Flat	41	18	3
324-9	Screw - Cap Hex. Hd.	18	22	4	3256-22	Washer - Flat	14	19	8
324-10	Screw - Cap Hex. Hd.	18	1	4	3256-22	Washer - Flat	38	30	1
324-12	Screw - Cap Hex. Hd.	29	3	2	3256-22	Washer - Flat	12	41	2
324-13	Screw - Cap Hex. Hd.	18	10	2	3256-23	Washer - Flat	13	4	4
325-4	Screw - Cap Hex. Hd.	14	15	2	3256-23	Washer - Flat	16	21	1
325-13	Screw - Cap Hex. Hd.	19	11	8	3256-23	Washer - Flat	41	26	2
325-13	Screw - Cap Hex. Hd.	18	27	4	3256-23	Washer - Lock	12	38	4
325-19	Screw - Cap Hex. Hd.	23	27	1	3256-24	Washer - Flat	37	15	2
325-20	Screw - Cap Hex. Hd.	23	24	5	3256-24	Washer - Flat	45	18	6
3211-8	Screw - Cap Hex. Hd.	15	13	2	3256-25	Washer	30	30	6
3215-1	Screw - Cap Hex. Hd.	31	16	2	3256-25	Washer - Flat	29	4	2
3215-2	Screw - Cap Hex. Hd.	12	12	5	3256-27	Washer - Flat	22	6	4
3217-25	Nut - Hex.	2	38	4	3256-27	Washer - Flat	18	31	2
3217-26	Hut - Hex.	2	37	1	3256-28	Washer - Flat	28	15	1
3217-29	Nut - Jam	3	57	3	3256-45	Washer - Flat	26	27	1
3218-18	Nut - Jam	15	43	1	3256-61	Washer - Flat	13	25	14
3218-20	Nut - Jam	12	16	2	3256-61	Washer - Flat	1	29	4
3218-21	Nut - Jam	20	18	2	3256-67	Washer - Flat	38	29	3
3219-14	Nut	15	5	1	3257-7	Key - Woodruff	28	17	1
3219-14	Nut - Hex.	31	32	1	3258-19	Screw - Round Head	40	2	2
3220-1	Nut - Jam	31	37	4	3272-6	Pin - Cotter	15	3	3
3220-1	Nut - Jam	15	41	4	3272-6	Pin - Cotter	31	30	3
3220-2	Nut - Jam	12	2	1	3272-6	Pin - Cotter	8	37	1
3220-3	Nut - Jam	15	12	2	3272-10	Pin - Cotter	16	8	2
3220-7	Nut - Jam	20	2	2	3272-10	Pin - Cotter	12	33	1
3220-11	Nut - Jam	20	23	2	3272-10	Pin - Cotter	8	43	1
3229-25	Nut - Lock	38	5	2	3272-12	Pin - Cotter	19	17	4
3229-25	Screw - Carriage	42	19	2	3272-12	Pin - Cotter	20	21	4
3230-18	Bolt - Carriage	14	2	8	3272-12	Pin - Cotter	20	32	2
3230-23	Bolt - Carriage	38	2	2	3272-37	Pin - Cotter	42	18	2
3230-23	Bolt - Carriage	37	5	4	3274-31	Screw - Button Hd.	2	7	4

*Not Illustrated

TORO PART NUMBER INDEX (Cont.)

Part No.	Description	Pg. Ref. No. No. Qty.	Part No.	Description	Pg. Ref. No. No. Qty.
3274-54	Screw - Hex. Socket Hd.	39 28 2	32104-88	Screw	1 4 6
3274-94	Screw - Socket Button Hd.	45 16 6	32107-11	Nut - Square	40 4 2
3277-1	Nut - Hex.	5 5 1	32120-47	Ring - E	12 32 2
3290-221	Washer - Spring	15 34 1	32120-47	Ring - E	8 41 1
3290-221	Washer - Spring	16 36 2	32120-47	Ring - Retaining	30 5 1
3290-271	Rivet - Pop	26 13 2	32120-47	Ring - Retaining	16 10 3
3290-321	Screw - Hex. Flange Hd.	8 10 2	32121-7	Pin - Roll	12 22 1
3290-357	Nut - Flange	39 18 2	32121-24	Pin - Roll	12 24 2
3290-357	Nut - Flange Lock	37 2 6	32121-48	Pin - Roll	15 23 1
3290-357	Nut - Flange Lock	1 8 9	32122-24	Screw - Round Hd.	39 6 5
3290-357	Nut - Flange Lock	14 10 4	32128-20	Nut - Flange	10 17 1
3290-357	Nut - Flange Lock	18 16 4	32128-20	Nut - Flange	5 27 6
3290-357	Nut - Flange Lock	26 21 1	32128-20	Nut - Flange	2 48 3
3290-357	Nut - Flange Lock	15 33 4	32128-20	Nut - Flange Head	42 11 4
3290-357	Nut - Flange Lock	8 33 2	32128-20	Nut - Flange Lock	19 6 2
3290-378	Tie - Cable	29 2 1	32128-20	Nut - Flange Lock	8 7 13
3290-378	Tie - Cable (CE)	42 34 6	32128-20	Nut - Flange Lock	37 16 2
3290-379	Tie - Cable	30 38 1	32128-20	Nut - Flange Lock	14 21 8
3290-413	Washer - Belleville	29 16 12	32128-20	Nut - Flange Lock	39 25 4
3290-455	Washer	5 12 1	32128-20	Nut - Lock	26 40 4
3290-456	Washer - Belleville	15 46 2	32128-21	Nut - Lock	31 11 1
3290-477	Washer - Curved	16 28 1	32128-23	Nut - Flange	39 17 2
3290-478	Washer - Belleville	16 17 1	32128-23	Nut - Flange Lock	17 5 4
3290-506	Palnut	45 4 2	32128-23	Nut - Flange Lock	22 21 22
3290-507	Pin - Dowel	15 31 1	32128-33	Nut - Flange	29 14 1
3296-2	Nut - Lock	8 8 2	32128-33	Nut - Flange	2 44 12
3296-2	Nut - Lock	13 22 20	32128-33	Nut - Flange Head	42 12 4
3296-2	Nut - Lock	1 30 4	32128-33	Nut - Flange Head	10 15 2
3296-2	Nut - Lock	2 45 2	32128-33	Nut - Flange Lock	31 1 1
3296-3	Nut - Lock	30 9 1	32128-33	Nut - Flange Lock	37 4 1
3296-4	Nut - Lock	12 5 1	32128-33	Nut - Flange Lock	41 6 1
3296-5	Nut - Flange Lock	26 28 1	32128-33	Nut - Flange Lock	22 27 4
3296-15	Nut - Lock	28 16 1	32128-33	Nut - Flange Lock	12 28 1
3296-23	Nut - Flange Lock	19 12 8	32128-33	Nut - Lock	1 25 4
3296-23	Nut - Lock	22 10 4	32128-36	Nut - Lock	23 38 4
3296-23	Nut - Lock	18 14 4	32128-44	Nut - Flange Lock	14 9 2
3296-23	Nut - Lock	14 16 2	32128-53	Nut - Flange Lock	23 26 2
3296-27	Rivet - Plastic	37 11 4	32136-2	Nut - Slotted	19 2 2
3296-29	Nut - Flange Lock	26 23 8	32136-3	Nut - Slotted	20 22 4
3296-29	Nut - Lock	38 4 2	32141-86	Screw - Leveler	26 18 1
3296-29	Nut - Lock	28 6 6	32144-4	Screw - Hex. Washer Hd.	15 9 2
3296-29	Nut - Lock	8 6 1	32144-10	Screw - Self Tapping	5 18 2
3296-29	Nut - Lock	12 19 1	32144-18	Screw - Cap Hex. Hd.	2 22 2
3296-29	Nut - Lock	41 27 1	32144-52	Screw - Hex. Hd.	13 12 6
3296-29	Nut - Lock	30 46 1	32144-93	Screw - Self Tapping	45 6 2
3296-39	Nut - Flange Lock	37 18 1	32144-116	Screw - Pan Head	5 8 8
3296-39	Nut - Flange Lock	31 20 4	32148-6	Insert - Threaded	2 2 2
3296-39	Nut - Lock	45 1 6	32148-7	Nut - Clinch	1 18 8
3296-39	Nut - Lock	22 13 6	32148-7	Nut - Clinch	15 19 2
3296-39	Nut - Lock	29 15 6	32148-10	Insert - Threaded	22 1 8
3296-39	Nut - Lock	20 16 8	32148-15	Insert - Threaded	15 4 1
3296-39	Nut - Lock	41 23 1	32148-15	Nut - Clinch	31 31 1
3296-39	Nut - Lock	18 28 8	32151-41	Ring - Retaining	27 1 1
3296-39	Nut - Lock	16 33 1	32151-56	Ring - Push-On	8 23 1
3296-39	Nut - Lock	23 42 4	32151-104	Ring - Snap	19 15 4
3296-39	Nut - Lock	15 45 1	32152-10	Nut	43 12 1
3296-42	Nut - Lock	16 12 2	340-2	Fitting - Straight	42 10 1
3296-42	Nut - Lock	19 13 2	340-3	Fitting - Hydraulic Straight	42 26 1
3296-42	Nut - Lock	45 13 16	340-77	Fitting - Hydraulic 90°	42 6 1
3296-42	Nut - Lock	26 15 4	340-86	Fitting - Hydraulic Tee	41 15 1
3296-42	Nut - Lock	38 15 2	340-92	Fitting - Hydraulic Straight	42 29 1
3296-42	Nut - Lock	41 19 2	340-94	Fitting - Hydraulic Tee	41 10 1
3296-42	Nut - Lock	10 20 5	340-132	Fitting - Hydraulic 90°	42 14 4
3296-42	Nut - Lock	39 26 2	340-140	Fitting - Hydraulic Tee	42 28 1
3296-42	Nut - Lock	5 32 2	340-151	Fitting - Hydraulic Tee	42 30 1
3296-48	Nut - Lock	18 11 10	353-707	Fitting - 90° Barb	38 14 1
3296-48	Nut - Lock	29 20 2	353-781	Fitting - Fuel 90°	39 14 1
3296-56	Nut - Lock	30 50 3	353-783	Fitting - Straight	38 20 1
3296-58	Nut - Lock	15 11 1	354-134	Fitting - Hydraulic 90°	31 40 2
3296-59	Nut - Lock	5 13 1	354-135	Fitting - Hydraulic 90°	31 5 1
3296-76	Nut - Lock	22 30 8	354-136	Fitting - Hydraulic Straight	42 23 1
32104-82	Screw - Hex. Flange Hd.	22 25 2			

*Not Illustrated

PRODUCT CHANGES

In an effort to make improvements available to TORO owners as quickly as possible, minor changes are incorporated into Toro's products from time to time that do not become immediately shown in the Parts Catalog. If such a change has been made in your unit, which is not reflected in your manual, see your TORO Distributor or his Authorized TORO Service Dealer for information and part numbers.

IDENTIFICATION AND ORDERING

MODEL AND SERIAL NUMBERS

The Workman 3300D has two identification numbers; a model number and a serial number. The two numbers are stamped on a plate which is located on the main frame. In any correspondence concerning the Workman 3300D, supply model and serial numbers to assure that correct information and replacement parts are obtained.

To order replacement parts from an Authorized TORO Service Dealer, supply the following information:

1. Model and serial number of the Workman 3300D.
2. Part number, description, and the quantity of part(s) desired.

NOTE: Do not order by reference number if a parts catalog is being used; use the PART NUMBER.

TABLE OF CONTENTS

Description	Page	Description	Page
Front Bumper & Hood Assembly	1	Transaxle Installation Assembly	31
Control Panel Assembly	2-3	Transaxle Case Assembly	32
Electrical Schematic	4	Countershaft Assembly	33
Steering Linkage Assembly	5	Transaxle Gear Shafts Assembly	34
Steering Gear Assembly No. 87-1500	6-7	Shift Fork Assembly	35
Brake & Accelerator Pedal Assembly	8	Differential Gear Assembly	36
Master Brake Cylinder No. 87-3030	9	Battery Mount Assembly	37
Hydraulic Brake Line Routing Assembly	10	Fuel Filter, Pump & Relay Mounting	38
Hydraulic Schematic	11	Fuel Tank & Air Cleaner Assembly	39
Clutch Linkage Assembly	12	Air Cleaner Assembly	40
Seat Base Assembly	13	Lift Valve Linkage Assembly	41
Seat Back Assembly	14	Lift Valve & Cylinder Assembly	42
Hi-Lo Shift Levers Assemblies	15	Lift Cylinder No. 87-7990	43
Differential Lock & Parking Brake Assemblies	16	Control Valve Assembly No. 43-1950	44
R.O.P.S. Assembly	17	Rear Fender & Tail Light Assembly	45
Front Suspension Assembly	18	Camshaft Assembly	46
Front Suspension Control Arm Assembly	19	Valves & Crankshaft Assembly	47
Front Wheel Assembly	20	Cylinder Head Assembly	48
Front Brake Assembly	21	Crankcase Assembly	49
Rear Frame Assembly	22	Water Pump Assembly	50
Rear Axle Assembly	23-24	Fuel Supply & Engine Block Assembly	51
Rear Brake Assembly	25	Fuel Injection Pump Assembly	52-53
Radiator & Hydraulic Pump Assembly	26	Governor Assembly	54
Hydraulic Pump Assembly No. 87-5700	27	Starter Assembly	55
Hydraulic Pump Drive Assembly	28	Alternator Assembly	56
Engine Frame Assembly	29	International Decal Cross Reference	57
Engine Installation Assembly	30	TORO Part Number Index	58-65

