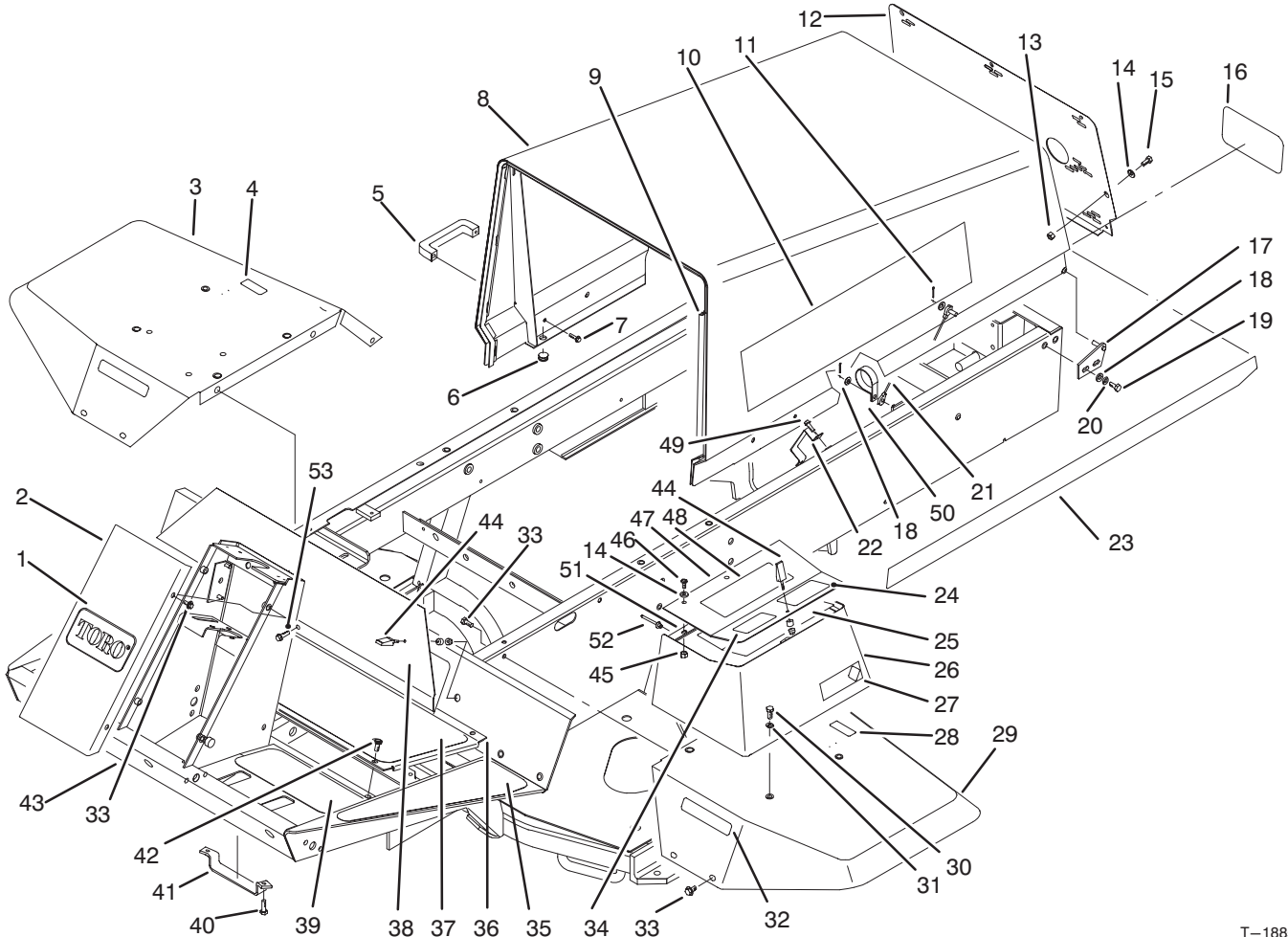




MODEL NO. 03530-50601 & UP

**PARTS
CATALOG**

**REELMASTER® 5300D 2WD
TRACTION UNIT**



T-1885A

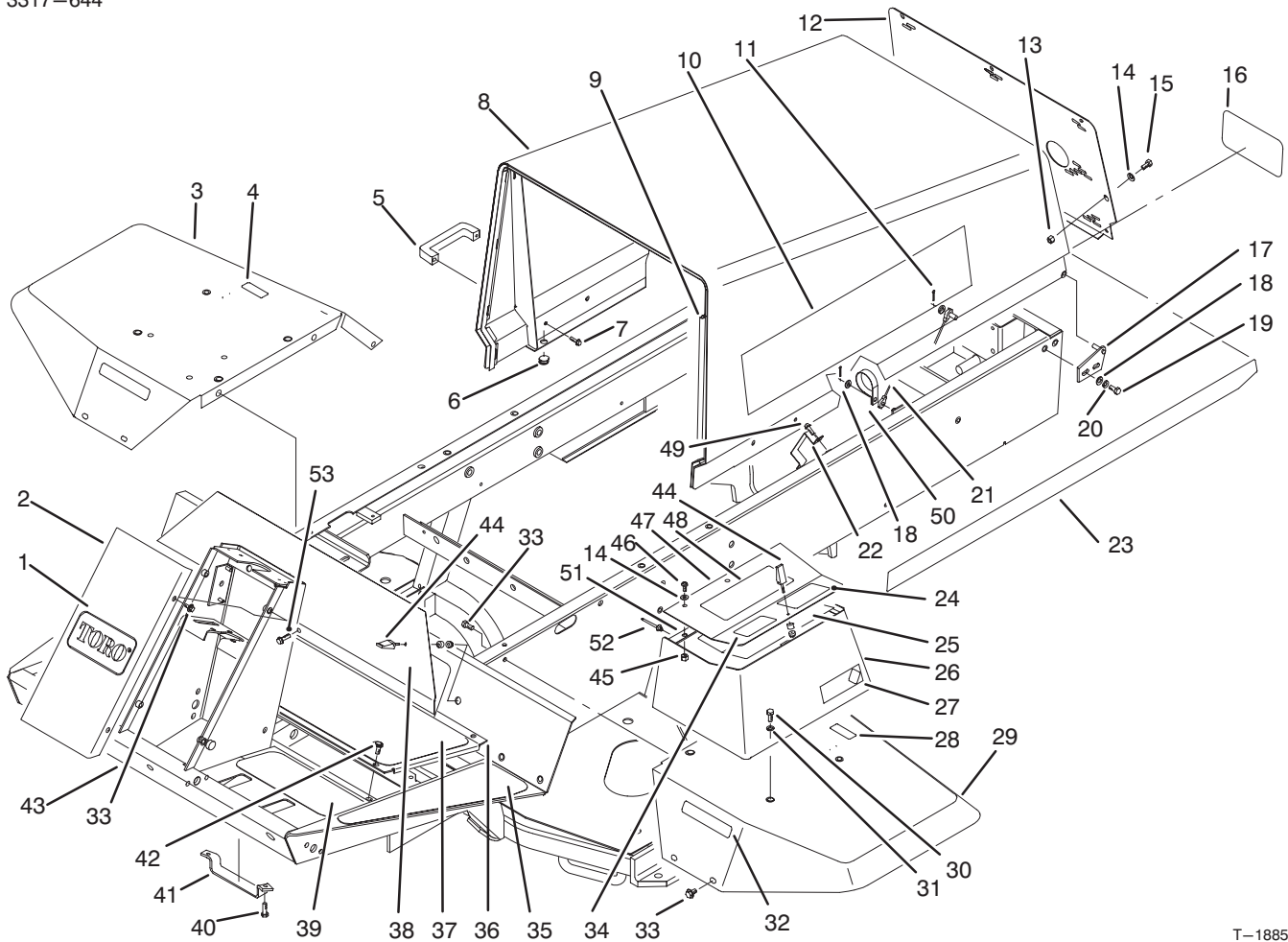
FRAME & BODY ASSEMBLY

Ref. No.	Part No.	Description	No. Used
1	62-5550	Decal - TORO	1
2	75-1420	Cover - Steering Tower	1
3	75-3840	Fender - R.H.	1
‡4	85-4730	Decal - Hydraulic Oil	1
4	93-6686	Decal - Hydraulic Oil (Europe)	1
5	65-5100	Handle	2
6	237-141	Bumper	2
7	46-8091	Screw - Cap Hex. Hd.	4
8	93-0000	Hood W.A.	1
9	93-0081	Strip - Seal	1
10	92-5549	Decal - Reelmaster® 5300D	2
11	3272-4	Pin - Cotter	2
12	93-0011	Grill - Hood	1
13	3296-42	Nut - Lock	7
14	3256-1	Washer - Flat	10
15	321-39	Screw - Cap Hex. Hd.	7

Ref. No.	Part No.	Description	No. Used
16	62-7400	Decal - TORO	1
17	63-6900	Hinge - Hood L.H.	1
*	63-6890	Hinge - Hood R.H.	1
18	3256-23	Washer - Flat	6
19	322-5	Screw - Cap Hex. Hd.	4
20	3253-4	Washer - Lock	4
21	75-0570	Cable - Hood	1
22	75-6280	Bracket - Hose	1
23	92-5751	Decal - Hood Trim L.H.	1
*	92-5752	Decal - Hood Trim R.H.	1
‡24	75-1280	Decal - Warning	1
24	93-6698	Decal - Warning (Europe)	1
‡25	93-3601	Decal - Service	1
25	93-8094	Decal - Service (Spanish)	1
25	93-8096	Decal - Service (French)	1
25	93-8095	Decal - Service (German)	1
25	93-8097	Decal - Service (Swedish)	1

‡For different language versions of this part, see International Parts Reference.

*Not Illustrated



T-1885A

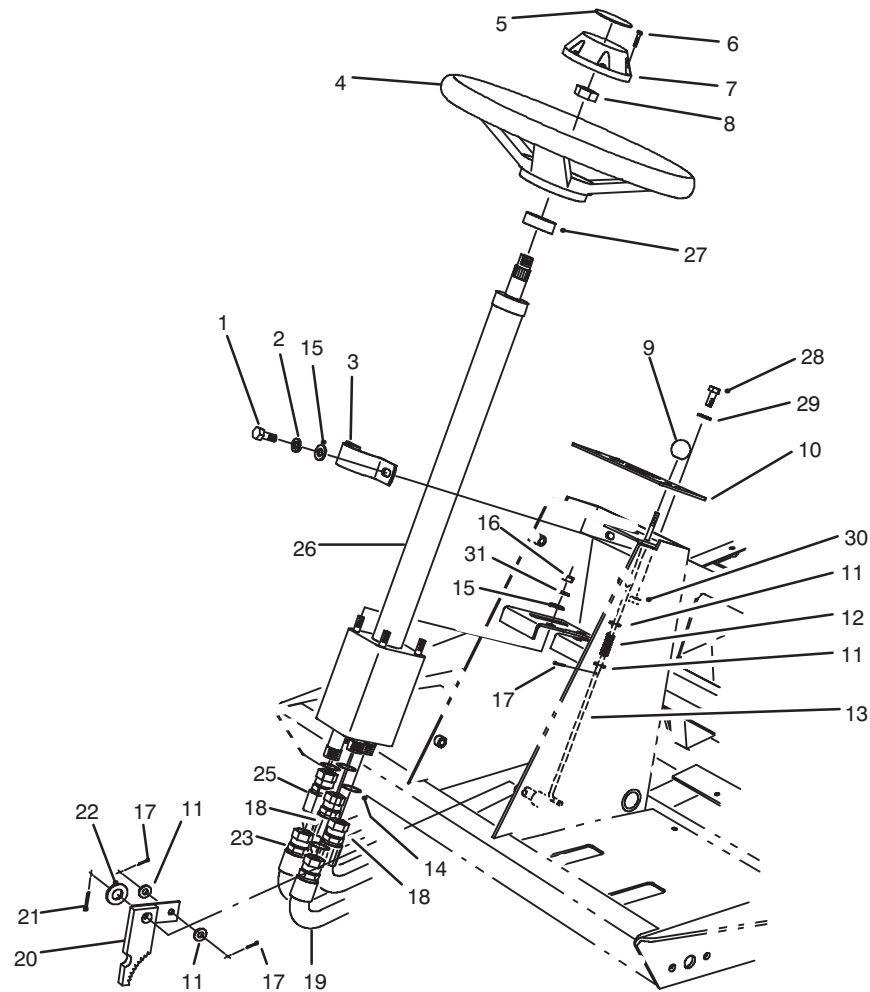
FRAME & BODY ASSEMBLY (Continued)

Ref. No.	Part No.	Description	No. Used
25	93-8093	Decal - Service (Italian)	1
25	93-8098	Decal - Service (Portuguese)	1
25	93-8099	Decal - Service (Norwegian)	1
25	93-7154	Decal - Service (Finnish)	1
25	93-8091	Decal - Service (Danish)	1
25	93-8092	Decal - Service (Dutch)	1
26	75-5810	W.A. - Tool Box	1
27	93-0096	Decal - A.C.E.	2
‡28	52-1320	Decal - Fuel	1
28	93-6680	Decal - Fuel (Europe)	1
29	75-3860	Fender - L.H.	1
30	322-3	Screw - Cap Hex. Hd.	4
31	3256-3	Washer - Flat	4
‡32	75-5190	Decal - No Riders	2
32	93-6689	Decal - No Riders (Europe)	2
33	3234-14	Screw - Hex. Washer Hd.	14
‡34	88-6700	Decal - ANSI (For Reference Only)	1
34	93-8074	Decal - Blank	1
35	75-0650	Tread - Footrest L.H.	1
*	75-0640	Tread - Footrest R.H.	1
36	75-1410	Panel - Floor	1

Ref. No.	Part No.	Description	No. Used
37	75-0630	Tread - Foot Center	1
38	75-1390	Panel - Access	1
39	75-0620	Tread - Foot L.H.	1
*	75-0610	Tread - Foot R.H.	1
40	322-4	Screw - Cap Hex. Hd.	2
41	93-3626	Bracket - Hose	1
42	75-6840	Knob - Knurled	4
42	3234-7	Screw - Cap Flange Hd. (Europe)	1
43	93-0012	Assembly - Frame	1
44	74-5950	Assembly - Swell Latch	3
45	32128-33	Nut - Flange Head	3
46	3258-166	Screw - Phillips Hd.	3
47	75-6260	Cover - Tool Box	1
‡48	93-3639	Decal - Warning	1
48	93-8051	Decal - Warning (Europe)	1
49	49-2040	Screw - Hex. Washer Hd.	2
50	2412-107	R-Clamp	1
51	75-5780	Hinge - Cover	1
52		Rivet	3
53	3234-7	Screw - Cap Flange Hd. (Europe)	1

*Not Illustrated

‡For different language versions of this part, see International Parts Reference.



T-1044A

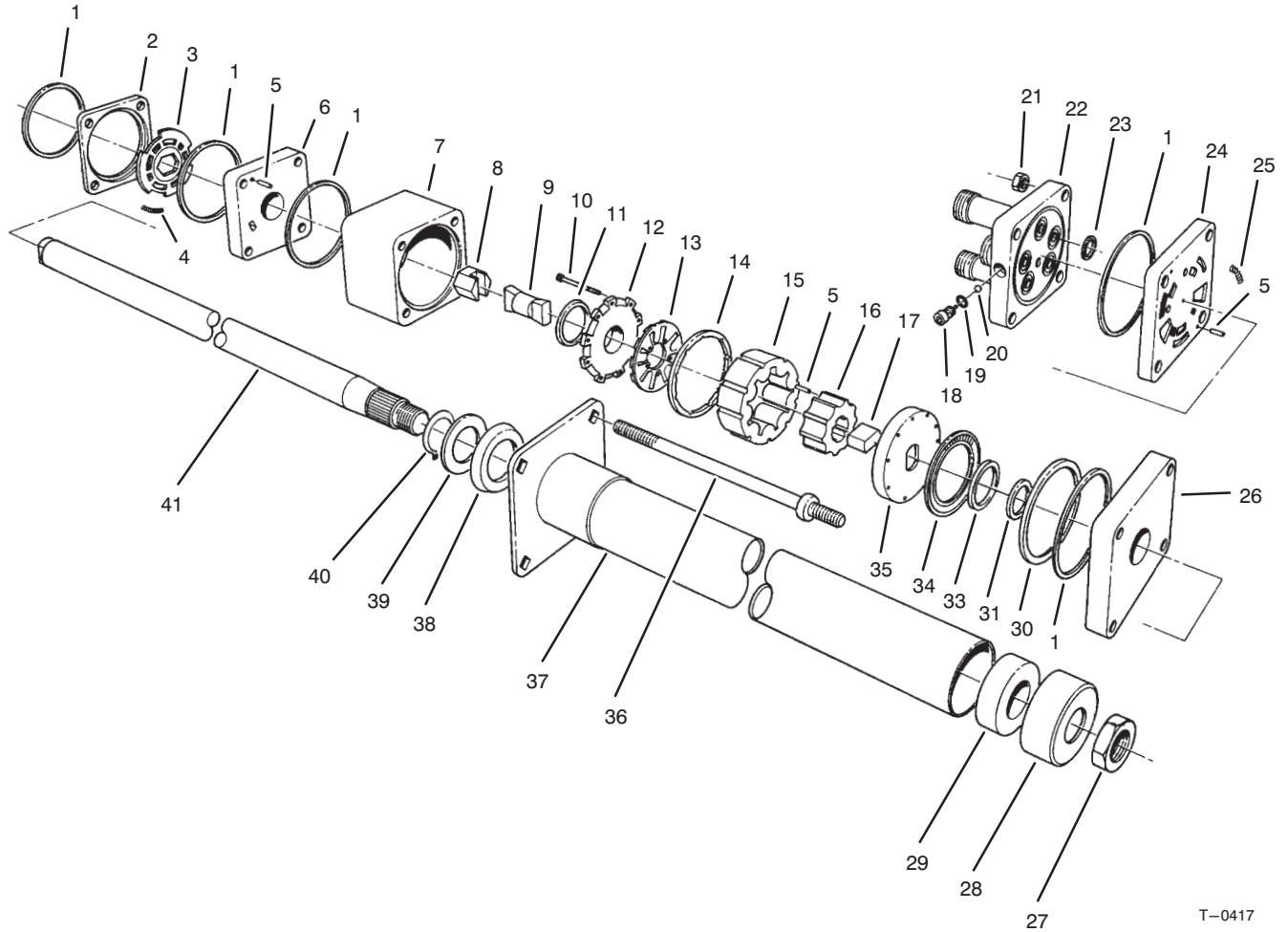
STEERING TOWER ASSEMBLY

Ref. No.	Part No.	Description	No. Used
1	32144-26	Screw - Self-Tapping	2
2	3253-4	Washer - Lock	2
3	75-2810	Clamp - Steering Valve	1
4	75-0560	Assembly - Steering Wheel (Incl. Ref. #6-8)	1
5	68-5370	Decal - TORO	1
6	32144-21	Screw	1
7	68-5140	Cap - Steering Wheel	1
8	3220-6	Nut - Steering Wheel	1
9	233-17	Knob - Parking Brake	1
10	93-3139	Panel - Tower	1
10	93-6682	Panel - Tower (Europe)	1
11	3256-22	Washer - Flat	4
12	3-3251	Spring - Compression	1
13	75-1490	Rod - Parking Brake	1
14	237-22	O-Ring	5
15	3256-23	Washer - Flat	6

Ref. No.	Part No.	Description	No. Used
16	3296-20	Nut - Lock	4
17	3272-5	Pin - Cotter	3
18	75-6230	Hose - Hydraulic RT	2
19	75-6240	Hose - Hydraulic IN	1
20	63-7900	Rack - Parking Brake	1
21	3272-10	Pin - Cotter	1
22	3256-26	Washer - Flat	1
23	75-5940	Hose - Hydraulic AUX	1
25	75-6250	Hose - Hydraulic OUT	1
26	75-0600	Assembly - Steering Valve (Incl. Ref. #14)	1
27	21-9260	Seal - Shaft	1
28	3258-166	Screw - Phillips Hd.	2
29	3256-1	Washer - Flat	2
30	3296-42	Nut - Lock	2
31	3255-8	Washer - Lock ETLW	1
*	3290-378	Tie - Cable	3

*Not Illustrated

3317-644



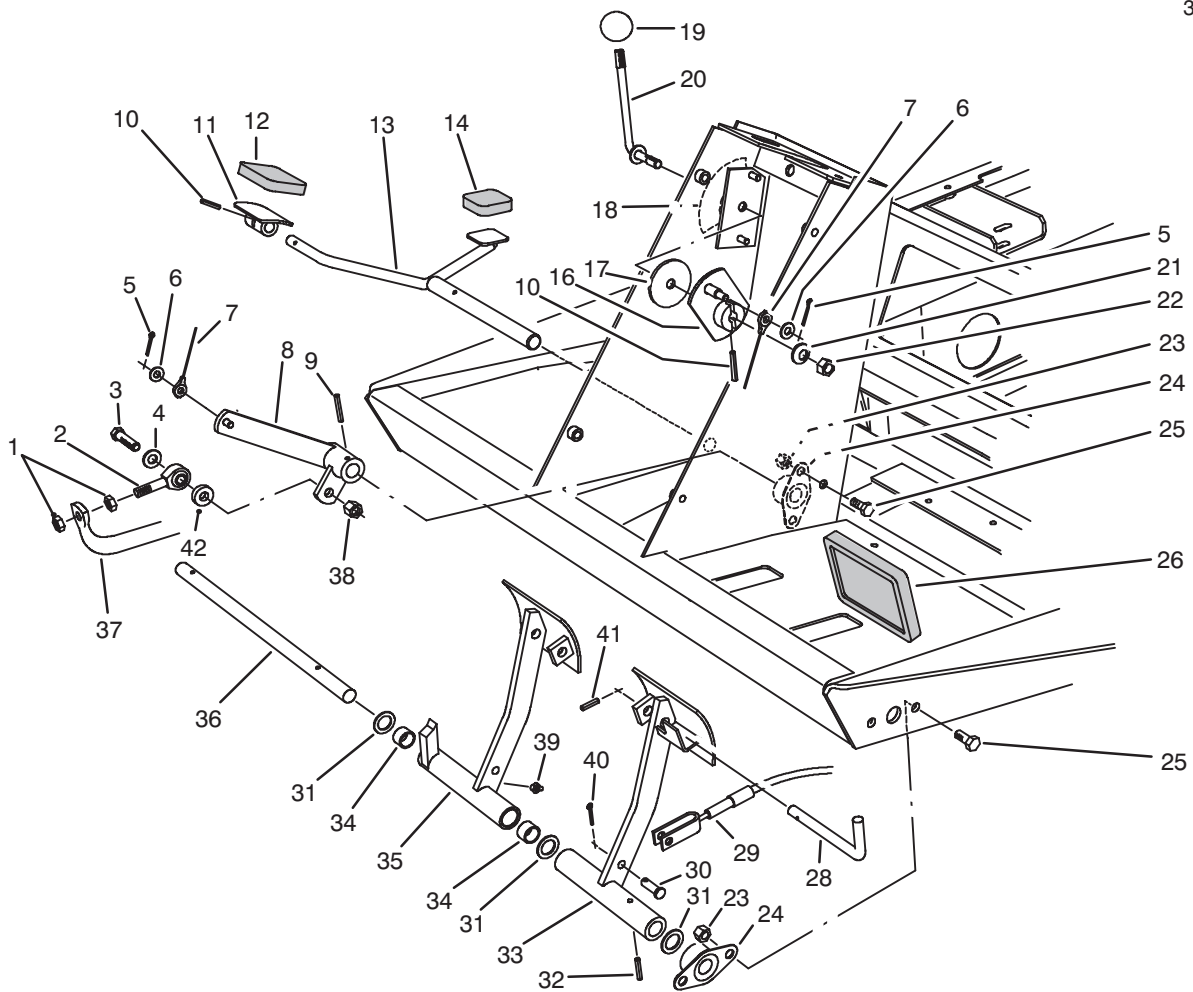
T-0417

STEERING VALVE ASSEMBLY No. 75-0600

Ref. No.	Part No.	Description	No. Used
1		Ring - Seal	5
2		Ring - Valve	1
3		Plate - Valve	1
4		Spring	3
5		Pin - Alignment	9
6		Manifold - Isolation	1
7		Ring - Metering	1
8		Hex Drive Asm.	1
9		Link - Drive	1
10		Screw - Hex Socket Hd.	11
11		Seal - Commutator	1
12		Cover - Commutator	1
13		Commutator	1
14		Ring - Commutator	1
15		Stator	1
16		Rotor	1
17		Spacer - Drive Link	1
18		Plug	1
19		O-Ring	1
20		Ball	1
21		Nut - Hex	4
22		Cover - Port	1
23		O-Ring	5
24		Manifold - Port	1
25		Spring	3

Ref. No.	Part No.	Description	No. Used
26		Plate - Cover, Upper	1
27	3220-6	Nut	1
28	66-9770	Seal	1
29	66-9780	Bushing	1
30		Spacer - Bearing, Thrust	1
31		Spacer - Seal	1
33		Seal - Face	1
34		Bearing - Thrust	1
35		Plate - Drive	1
36	93-3609	Bolt - Special	4
37	66-9860	Upper Cover & Jacket	1
38	66-9870	Plate - Retaining	1
39	66-9880	Washer - Retaining Plate	1
40	66-9890	Ring - Retaining	1
41	66-9900	Shaft - Input	1
*	66-9970	Spring Kit (Incl. Ref. #4 & 25)	1
*	66-9980	Seal - Kit (Incl. Ref. #1, 11, 19, 23 & 33)	1
*	66-9990	Needle Roller Kit (Incl. Ref. #5)	1
*	75-1340	Valve - Power Steering (Incl. Ref. #1-26 & 30-36)	1

*Not Illustrated



T-1045

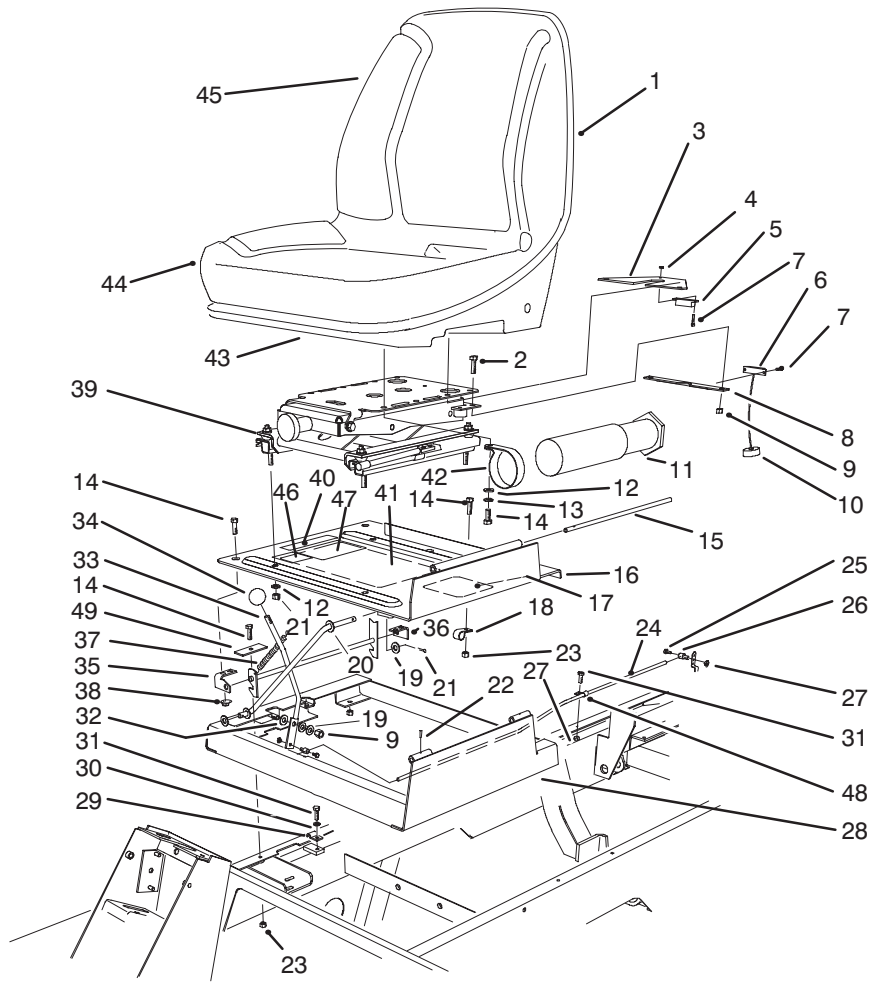
TRACTION & BRAKE PEDALS ASSEMBLY

Ref. No.	Part No.	Description	No. Used
1	3220-3	Nut - Jam	2
2	2411-36	Bearing - Rod End	1
3	323-9	Screw - Cap Hex. Hd.	1
4	3256-24	Washer - Flat	1
5	3272-2	Pin - Cotter	2
6	3256-22	Washer - Flat	2
7	75-6580	Cable - Pedal	1
8	75-3270	Lever - Traction Pivot	1
9	32121-6	Pin - Roll	1
10	32121-45	Pin - Roll	2
11	49-6440	Plate - Traction Pedal	1
12	74-9100	Pad - Forward	1
13	75-2970	Pedal - Traction	1
14	74-9110	Pad - Reverse	1
16	75-6510	Lever - Bracket	1
17	75-6550	Disc - Friction	1
†18	75-6710	Decal - Fast/Slow	1
18	93-6699	Decal - Fast/Slow (Europe)	1
19	233-42	Knob	1
20	75-6490	Lever - Pedal Stop	1
21	3290-461	Washer - Belleville	1
22	3296-59	Nut - Lock	1

Ref. No.	Part No.	Description	No. Used
23	3296-29	Nut - Lock	8
24	256-236	Bearing - Flange	4
25	322-3	Screw - Cap Hex. Hd.	8
26	93-8742	Pad - Brake	2
28	63-7880	Pin - Brake Latch	1
29	63-7733	Cable - Brake L.H.	1
*	63-7732	Cable - Brake R.H.	1
30	283-58	Pin - Clevis	4
31	3256-69	Washer - Thrust	3
32	32121-16	Pin - Roll	1
33	75-1440	Pedal - Brake L.H.	1
34	256-42	Bushing - Sleeve	2
35	75-1430	Assembly - Brake Pedal R.H. (Incl. Ref. #34 & 39)	1
36	75-1470	Shaft - Brake Pedal	1
37	75-2170	Tube - Pump Control	1
38	3296-39	Nut - Lock	1
39	302-5	Fitting - Grease	1
40	3272-10	Pin - Cotter	4
41	32121-50	Pin - Roll	1
42	5-0652	Spacer	1

*Not Illustrated

†For different language versions of this part, see International Parts Reference.



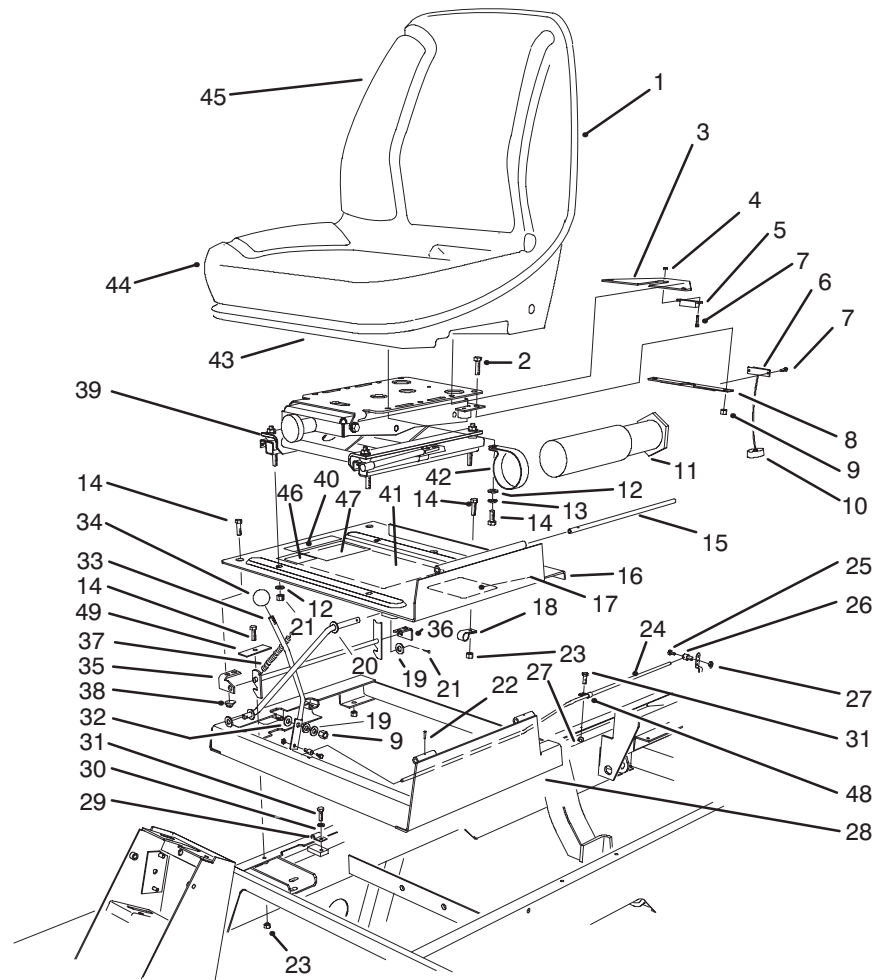
T-1891A

SEAT & THROTTLE ASSEMBLY

Ref. No.	Part No.	Description	No. Used
1	351-78	Edging	1
2	323-4	Screw - Cap Hex. Hd.	2
3	75-4370	Bracket - Switch (Seat)	1
4	3296-54	Nut - Lock	4
5	92-8753	Magnet - Reed Switch	1
6	92-8001	Sensor - Reed Switch	1
7	3250-29	Screw - Cap Hex. Hd.	4
8	75-4360	Bracket - Switch	1
9	3296-39	Nut - Lock	3
10	93-0140	Grommet	1
11	74-0720	Tube - Manual	1
12	3256-23	Washer - Flat	8
13	3253-4	Washer - Lock	4
14	322-3	Screw - Cap Hex. Hd.	13
15	75-3400	Shaft - Seat Pivot	1
16	93-9976	Assembly - Seat Plate (Incl. Ref. #10)	1
‡17	85-4530	Decal - Danger	1
17	93-8060	Decal - Danger (Europe)	1
18	2412-93	Clamp - R	1
19	3256-24	Washer - Flat	3
20	75-3680	Rod - Seat	1
21	3272-10	Pin - Cotter	2
22	32121-38	Pin - Roll	1
23	3296-29	Nut - Lock	10

Ref. No.	Part No.	Description	No. Used
24	93-0073	Cable - Throttle	1
25	25-8640	Screw - Hex. Head	2
26	93-0021	Asm. - Throttle Cable Swivel	2
27	3296-3	Nut - Lock	3
28	93-9973	Frame - Seat	1
29	3-6657	Clamp - Cable	1
30	3253-3	Washer - Lock	1
31	321-4	Screw - Cap Hex. Hd.	2
32	66-2920	Washer - Friction	2
33	75-3430	Rod - Throttle	1
34	233-42	Knob - Throttle	1
35	93-9979	Latch - Seat	1
36	93-9983	Bracket - Seat Latch	2
37	66-4190	Spring	1
38	32128-25	Nut - Flange	4
39		Asm. - Seat Suspension	1
‡40	83-7440	Decal - Knob	1
40	93-6694	Decal - Knob (Europe)	1
‡41	85-4610	Decal - Clip	1
41	92-1128	Decal - Clip (Spanish)	1
41	92-1130	Decal - Clip (French)	1
41	92-1129	Decal - Clip (German)	1
41	92-1131	Decal - Clip (Swedish)	1
41	92-1127	Decal - Service (Italian)	1
41	93-8057	Decal - Clip (Portuguese)	1

‡For different language versions of this part, see International Parts Reference.

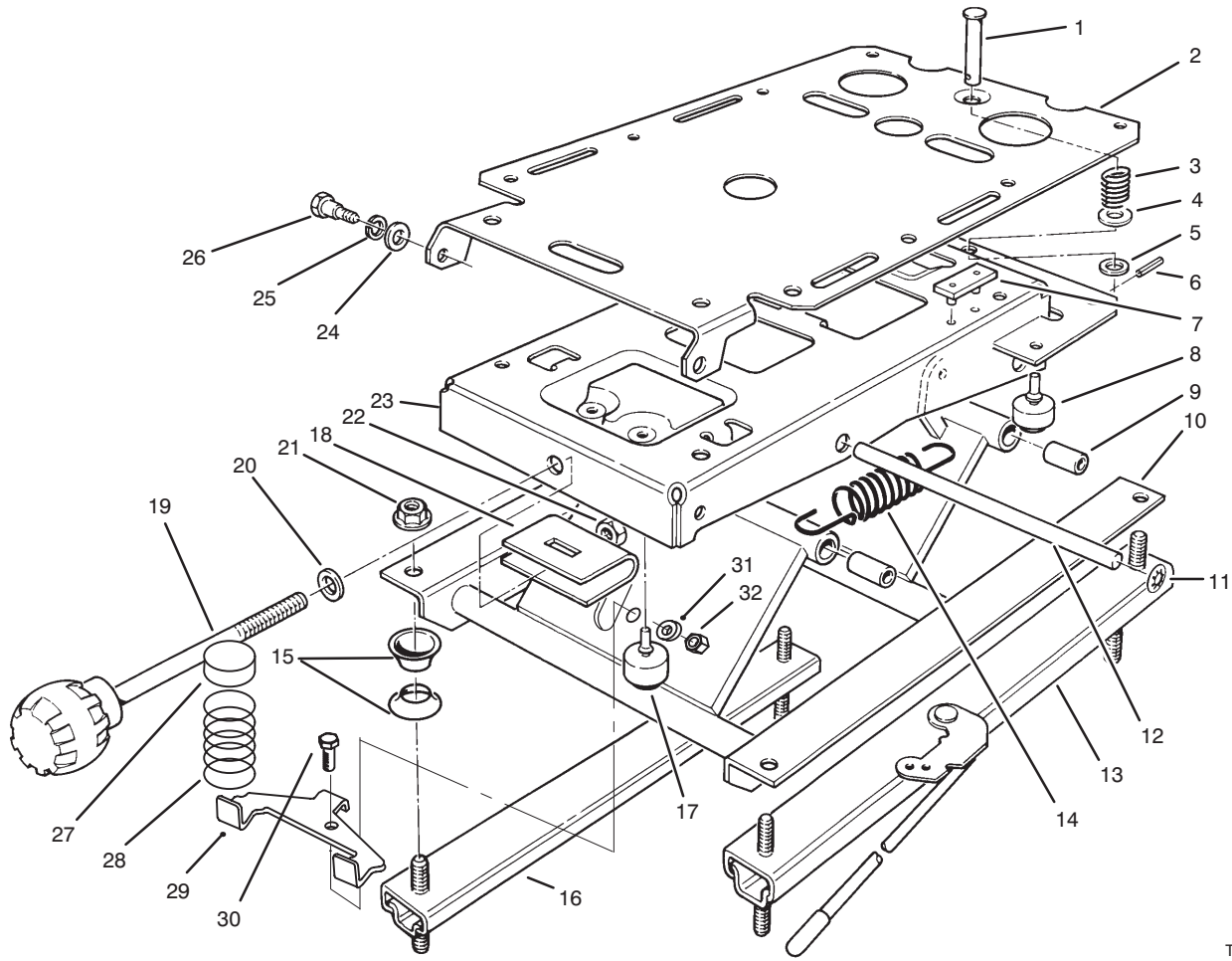


T-1891A

SEAT & THROTTLE ASSEMBLY (Continued)

Ref. No.	Part No.	Description	No. Used	Ref. No.	Part No.	Description	No. Used
41	93-8058	Decal - Clip (Norwegian)	1	44	92-6533	Kit - Cushion, Replacement	1
41	93-8059	Decal - Clip (Finnish)	1	45	92-1180	Assembly - Seat	1
41	92-1125	Decal - Clip (Danish)	1	46	63-9920	Decal - EEC 105	1
41	92-1126	Decal - Clip (Dutch)	1	47	92-5524	Decal - Noise Rating, 90	1
42	2412-133	Clamp - R	2	48	2412-72	R-Clamp	1
43	92-6534	Shell - Seat	1	49	93-3641	Plate - Idler Stop	1

‡For different language versions of this part, see International Parts Reference.

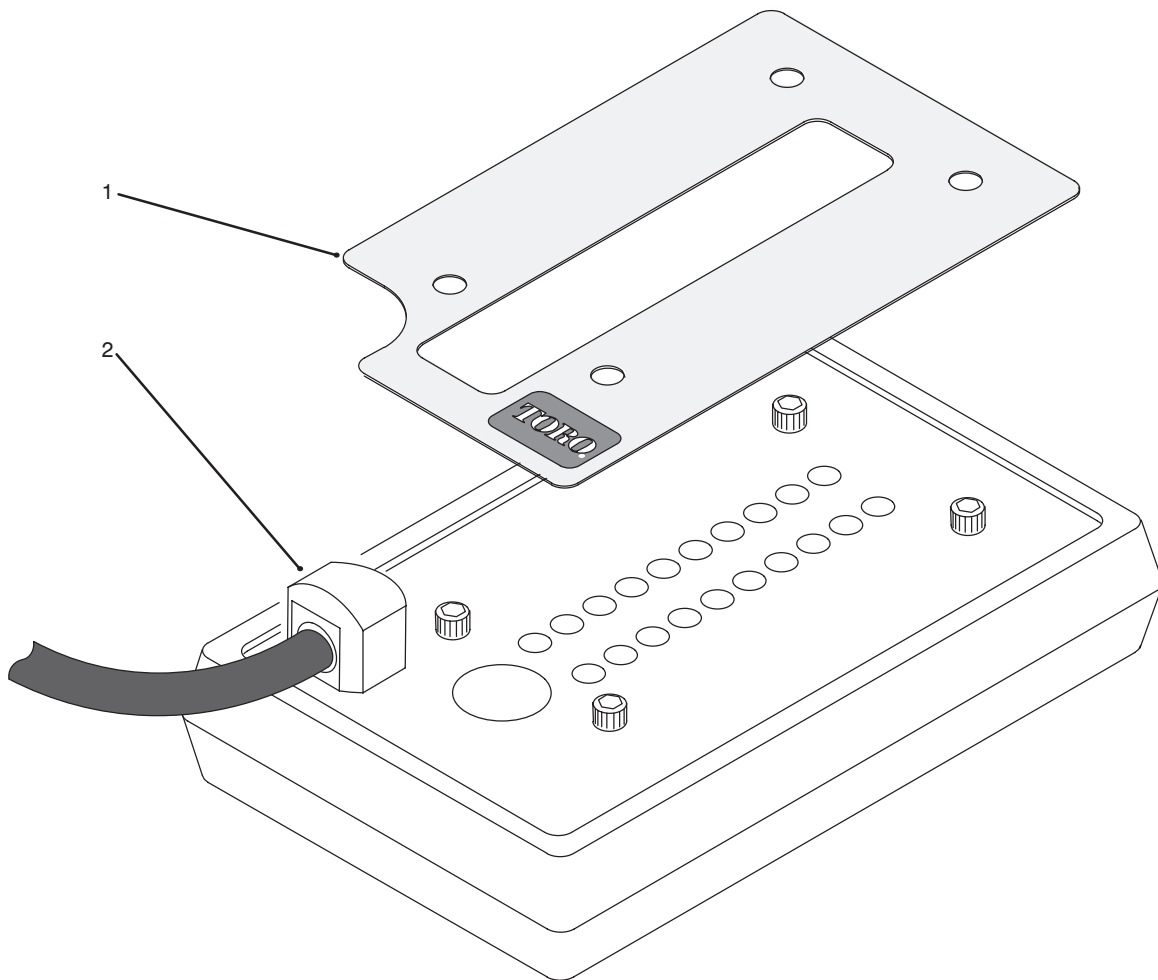


T-1031

SEAT SUSPENSION ASSEMBLY

Ref. No.	Part No.	Description	No. Used
1	80-4860	Pin - Clevis	1
2	75-3580	Plate - Mounting, Seat	1
3	75-3530	Spring - Compression	1
4	3256-5	Washer - Flat	1
5	3256-24	Washer	1
6	75-3540	Pin - Roll	1
7	75-3550	Bumper - Seat	2
8	76-2940	Bumper - Rubber	2
9	76-1920	Bushing - Sleeve	4
10	66-8610	Weldment - Lower	1
11	66-8560	Nut - Push	4
12	76-1910	Shaft - Pivot	2
13	82-9060	Adjuster W/Handle	1
14	76-1940	Spring - Extension	2
15	66-9290	Spacer	6
16	66-8530	Adjuster	1

Ref. No.	Part No.	Description	No. Used
17	66-8520	Bumper - Down-stop	2
18	77-2870	Weldment - Hanger	1
19	76-1930	Knob - Tension Adjustment	1
20	3256-46	Washer - Flat	1
21	32128-26	Nut - Flange	4
22	3296-44	Nut - Lock	1
23	75-3480	Weldment - Upper	1
24	3256-26	Washer - Flat	2
25	3253-6	Washer - Lock	2
26	75-3510	Bolt - Shoulder	2
27	93-3164	Cap	2
28	93-3163	Spring	2
29	93-3165	Bracket	1
30	322-6	Screw - Cap Hex Head	1
31	3253-33	Washer - Lock	1
32	3217-6	Nut - Hex	1

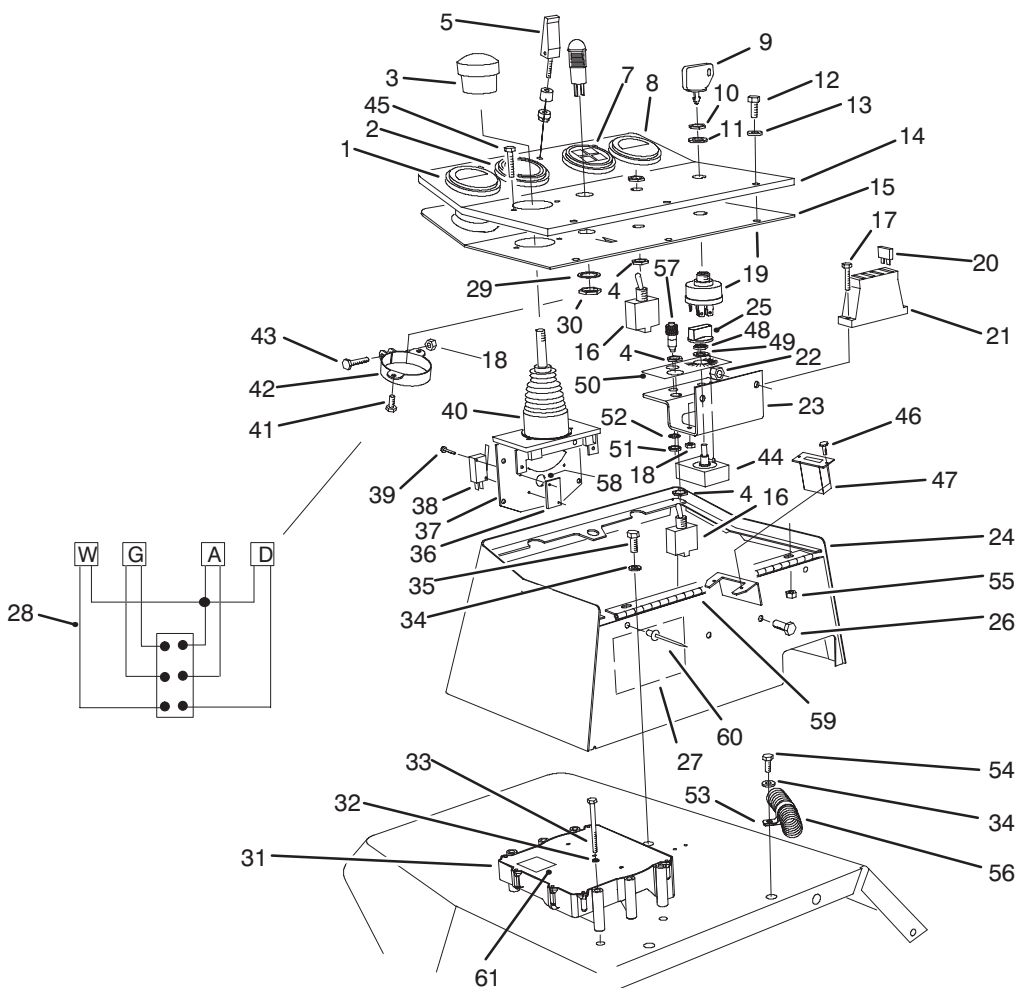


T-1458

DIAGNOSTIC-ACE DISPLAY ASSEMBLY

Ref. No.	Part No.	Description	No. Used
1	85-4760	Decal - Diagnostic-ACE RM 5300D V 1.0	1
1	93-8081	Decal - Diag. (Spanish)	1
1	93-8083	Decal - Diag. (French)	1
1	93-8082	Decal - Diag. (German)	1
1	93-8084	Decal - Diag. (Swedish)	1
1	93-8080	Decal - Diag. (Italian)	1

Ref. No.	Part No.	Description	No. Used
1	93-8085	Decal - Diag. (Portuguese)	1
1	93-8086	Decal - Diag. (Norwegian)	1
1	93-8087	Decal - Diag. (Finnish)	1
1	93-8078	Decal - Diag. (Danish)	1
1	93-8079	Decal - Diag. (Dutch)	1
2	85-4750	Display - Diagnostic-ACE	1

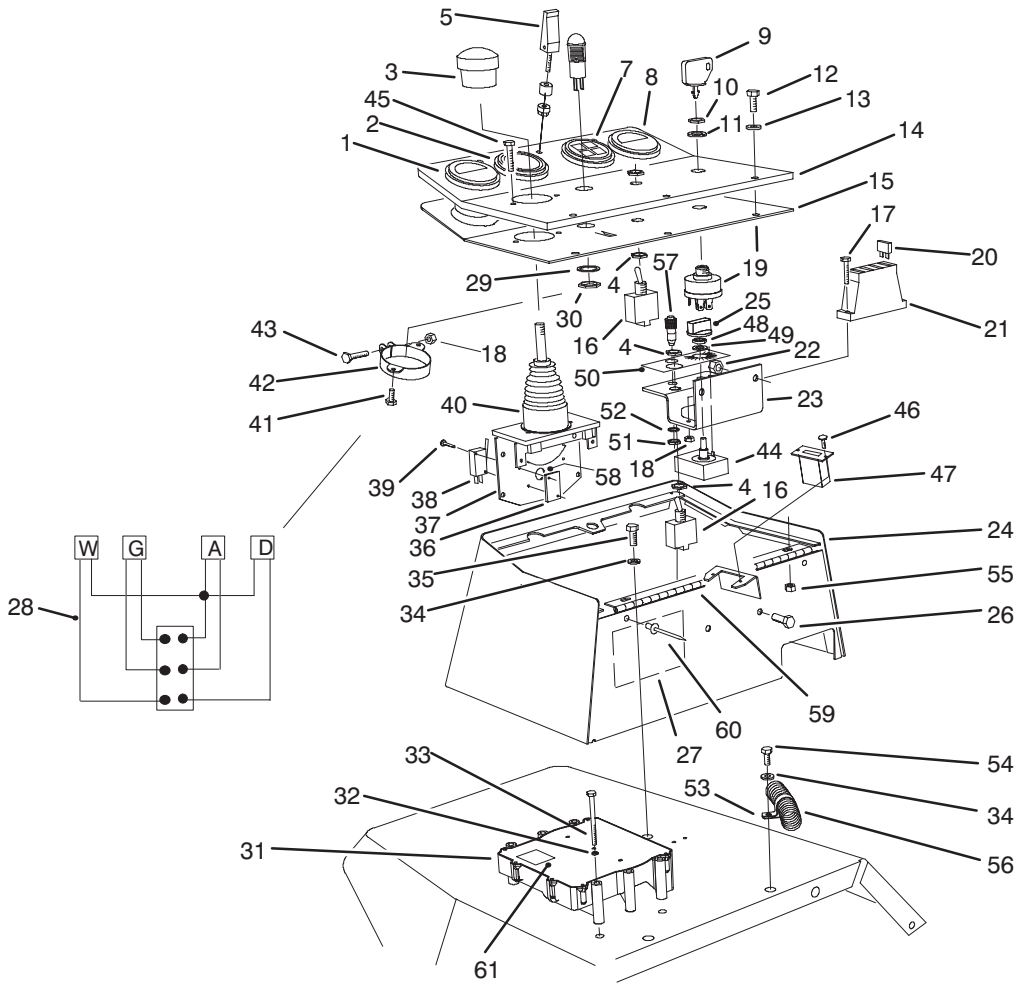


T-1501D

CONTROL CONSOLE ASSEMBLY

Ref. No.	Part No.	Description	No. Used	Ref. No.	Part No.	Description	No. Used
1	93-8497	Gauge - Fuel	1	†20	218-573	Fuse - 5A	1
2	85-4420	Gauge - Speedometer	1	*†	218-578	Fuse - 10A	3
3	3290-489	Knob - Lift Control	1	†21	67-7160	Block - Fuse	1
4	218-498	Nut - Hex.	4	22	3296-42	Nut - Lock	4
5	74-5950	Assembly - Swell Latch	1	23	85-4450	Bracket - Fuse Block	1
6	44-2210	Assembly - Warning Light (Incl. Ref. #29 & 30)	1	24	75-5740	Box - Control	1
*	218-533	Lens - Red	1	25	85-4480	Knob	1
■		Bulb - #1815	1	26	321-39	Screw - Cap Hex. Hd.	2
7	66-2960	Cluster - Warning	1	‡27	85-4720	Decal - Fuses	1
8	93-8496	Gauge - Temperature	1	27	93-6695	Decal - Fuses (Europe)	1
9	63-8360	Key - Ignition	1	28	75-4710	Warning Light Harness (Incl. Ref. #51 & 52)	1
10	218-446	Nut - Locking	1	*	219-17	Bulb - Light	4
11	218-447	Washer - E.T.L.W.	1	29	218-536	Washer - Lock	1
12	3258-166	Screw - Phillips Hd.	5	30	218-535	Nut - Lock	1
13	3256-1	Washer - Flat	5	31	92-5720	Controller - Electronic Note: This part must be programmed by distributor before installation.	1
14	93-3140	Panel - Control	1	32	3253-3	Washer - Lock	3
14	93-6683	Panel - Control (Europe)	1	33	321-15	Screw - Cap Hex. Hd.	3
15	75-6270	Cover - Control Box	1	34	3256-3	Washer - Flat	4
16	75-1010	Assembly - Toggle Switch (Incl. Ref. #4)	2	35	322-3	Screw - Cap Hex. Hd.	3
17	32105-13	Screw - Cap Hex. Hd.	2	36	3290-354	Plate - Nut	2
18	3296-2	Nut - Lock	3				
19	27-2360	Assembly - Ignition Switch (Incl. Ref. #9-11)	1				

*Not Illustrated †Included in main wire harness assembly. ■Obtain Locally.
 ‡For different language versions of this part, see International Parts Reference.



T-1501D

CONTROL CONSOLE ASSEMBLY (Continued)

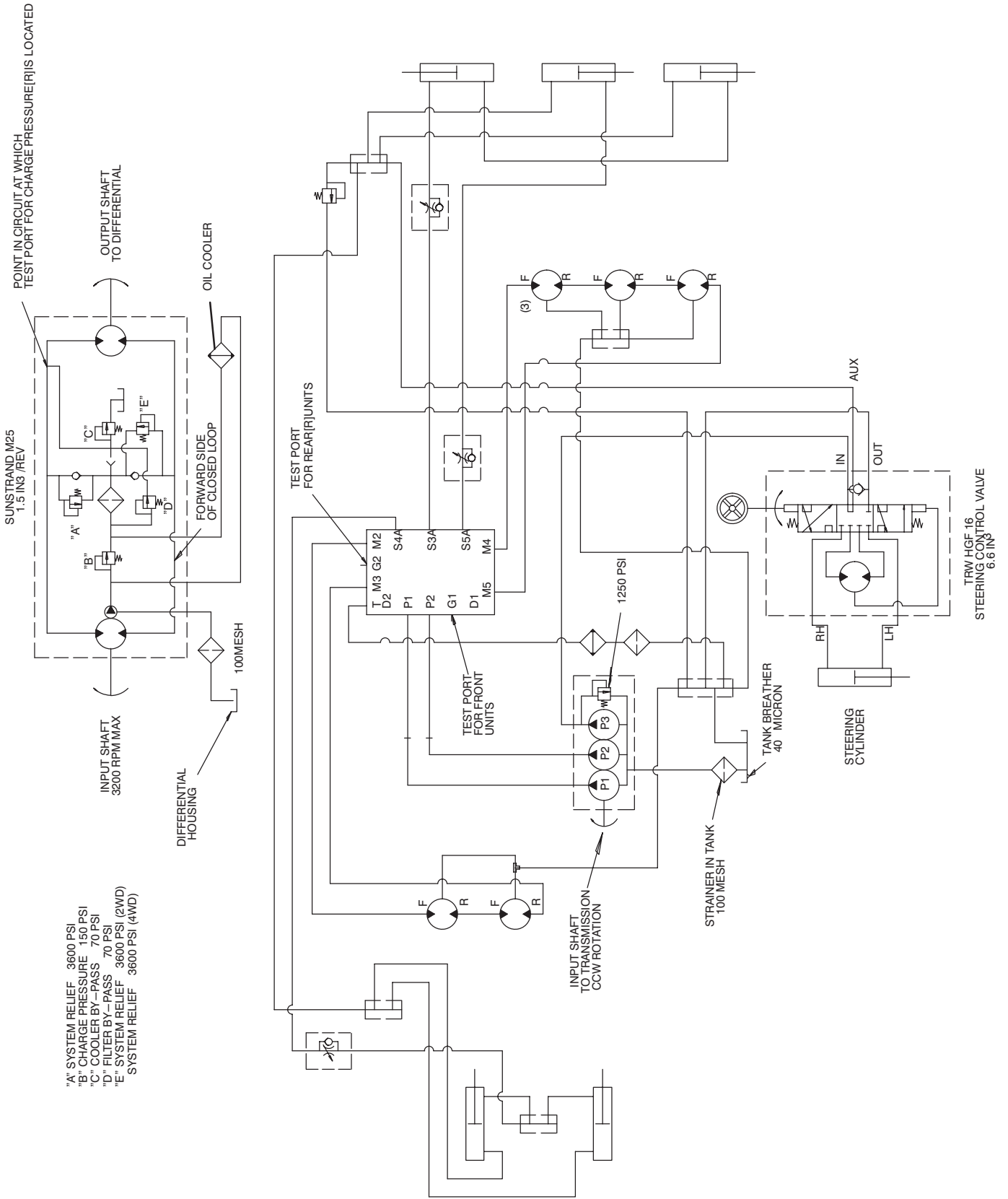
Ref. No.	Part No.	Description	No. Used	Ref. No.	Part No.	Description	No. Used
37	75-3420	Assembly - Lift Control (Incl. Ref. #3, 36 & 38-40)	1	50	85-4460	Decal - HOC Selector	1
37	93-7183	Assembly - Lift Control (Europe) Incl. Ref. #3 & 40)	1	50	93-6690	Decal - HOC Selector (Europe)	1
38	218-590	Switch - Micro	2	51		Nut - Lock	1
39	3290-93	Screw - Cap Hex. Hd.	4	52		Washer - Lock	1
40	3290-488	Boot - Lift Control	1	53	2412-126	Clamp-R	1
41	32144-1	Screw - Cap Hex. Hd.	2	54	322-5	Screw - Cap Hex. Hd.	1
42	69-4780	Clamp - Light Cluster	1	55	32128-33	Nut - Lock, Flange Hd.	3
43	32105-1	Screw - Cap Hex. Hd.	1	56	93-0080	Asm. - Main Wire Harness	1
44	85-4470	Assembly - Potentiometer (Incl. Ref. #48 & 49) Note: Replacement of this part requires recalibration of electronic controller by distributor after installation.	1	†57	85-4491	Lamp - Diagnostic	1
45	3273-26	Screw - Hex. Socket Hd.	2	58	93-3625	Spring - Joystick Return	1
46	32144-18	Screw - Cap Hex. Hd.	2	59	75-5780	Hinge - Cover	1
47	75-6820	Meter - Hour	1	60		Rivet	3
48		Nut - Lock	1	61	85-4440	Decal - ECU	1
49		Washer - Lock	1	61	93-8053	Decal - ECU (Europe)	1
				*†	70-8570	Breaker - Circuit	2
				*†	86-7560	Connector - Cover (3 Way)	3
				*†	86-7550	Connector - Cover (2 Way)	2
				*†	85-4650	Connector - Loop Back	1
				*	93-1358	Software - ECU RM5300D	1
				*	219-19	Bulb - Light	1

*Not Illustrated

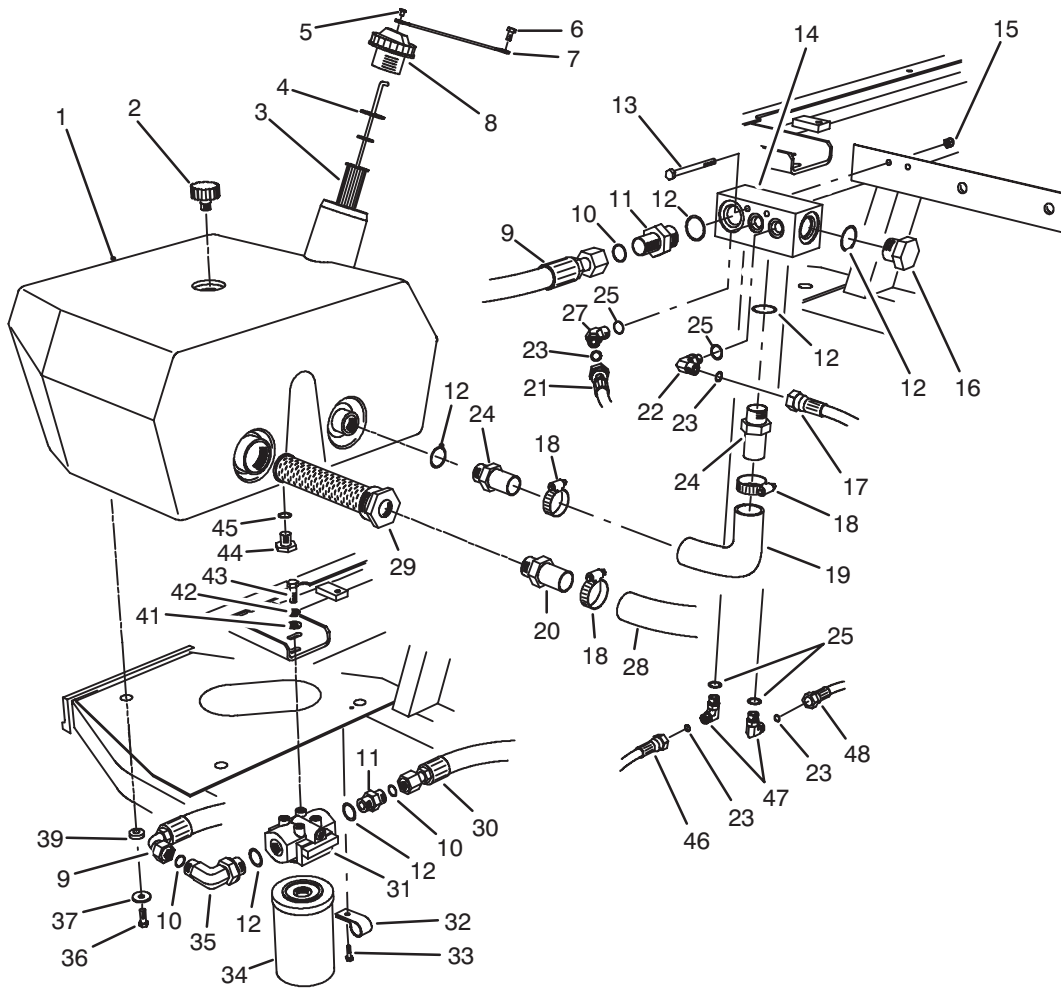
†Included in main wire harness assembly.

‡For different language versions of this part, see International Parts Reference.

HYDRAULIC SCHEMATIC



- "A" SYSTEM RELIEF 3600 PSI
- "B" CHARGE PRESSURE 150 PSI
- "C" COOLER BY-PASS 70 PSI
- "D" FILTER BY-PASS 70 PSI
- "E" SYSTEM RELIEF 3600 PSI (2WD)
- SYSTEM RELIEF 3600 PSI (4WD)

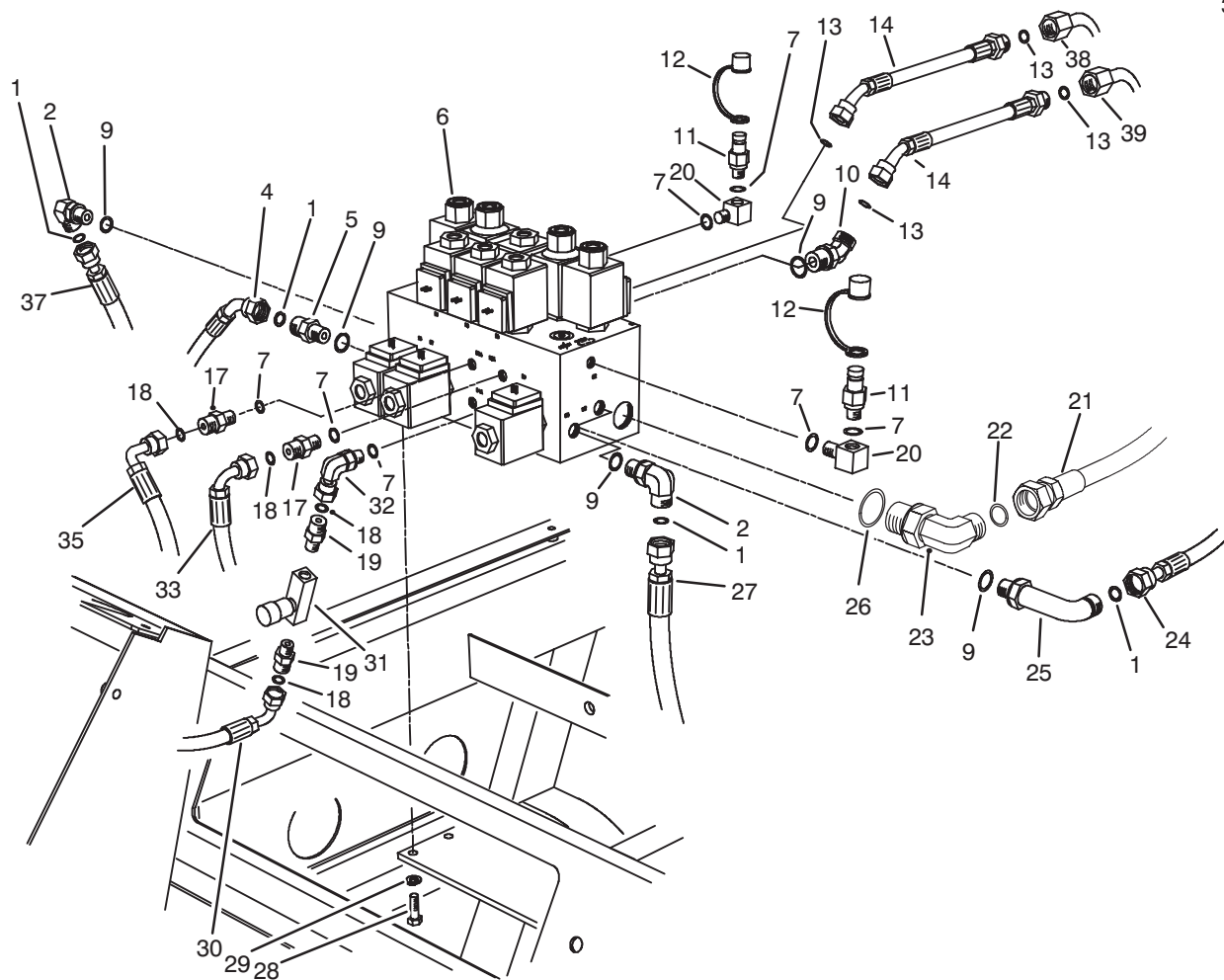


T-1048

HYDRAULIC RESERVOIR ASSEMBLY

Ref. No.	Part No.	Description	No. Used
1	92-8785	Reservoir - Hydraulic	1
2	68-6150	Breather - Hydraulic Tank	1
3	61-2790	Screen - Filler	1
4	75-3710	Dipstick	1
5		Retainer - Tether	1
6	321-2	Screw - Cap Hex. Hd.	1
7	75-0540	Assembly - Tether (Incl. Ref. #5)	1
8	93-7160	Cap - Hydraulic Reservoir	1
9	75-6130	Hose - Hydraulic	1
10	237-65	O-Ring	5
11	340-8	Fitting - Hydraulic Straight (Incl. Ref. #10 & 12)	2
12	237-81	O-Ring	4
13	321-23	Screw - Cap Hex. Hd.	2
14	92-9098	Manifold - Tank	1
15	3296-42	Nut - Lock	2
16	354-74	Fitting - Hydraulic Plug (Incl. Ref. #12)	1
17	75-6250	Hose - Hydraulic	1
18	2412-34	Clamp - Hose	3
19	75-5720	Hose - Hydraulic	1
20	353-682	Fitting - Hydraulic Straight	1
21	93-0119	Hose - Hydraulic	1
22	340-77	Fitting - Hydraulic 90° (Incl. Ref. #23 & 25)	1
23	237-22	O-Ring	6

Ref. No.	Part No.	Description	No. Used
24	354-73	Fitting - Hydraulic Straight (Incl. Ref. #12)	2
25	237-42	O-Ring	4
27	340-87	Fitting - Hydraulic 45° (Incl. Ref. #25 & 23)	1
28	75-6870	Hose - Hydraulic Suction	1
29	75-0550	Strainer - Suction	1
30	93-0077	Hose - Hydraulic	1
31	75-1300	Asm. - Hydraulic Filter Head	1
32	2412-93	Clamp - R	2
33	32144-10	Screw - Hex. Washer Hd.	2
34	75-1310	Element - Hydraulic Filter	1
35	340-139	Fitting - Hydraulic 90° (Incl. Ref. #10 & 12)	1
36	323-5	Screw - Cap Hex. Hd.	3
37	63-8410	Washer - Flat	3
39	240-11	Grommet	3
41	3256-24	Washer - Flat	2
42	3253-21	Washer - Lock	2
43	323-4	Screw - Cap Hex. Hd.	2
44	353-550	Fitting - Plug (Incl. Ref. #45)	1
45	237-79	O-Ring	1
46	92-9096	Assembly - Hose	1
47	340-82	Fitting - Hydraulic 90° (Incl. Ref. #23 & 25)	2
48	88-9460	Hose - Hydraulic	1

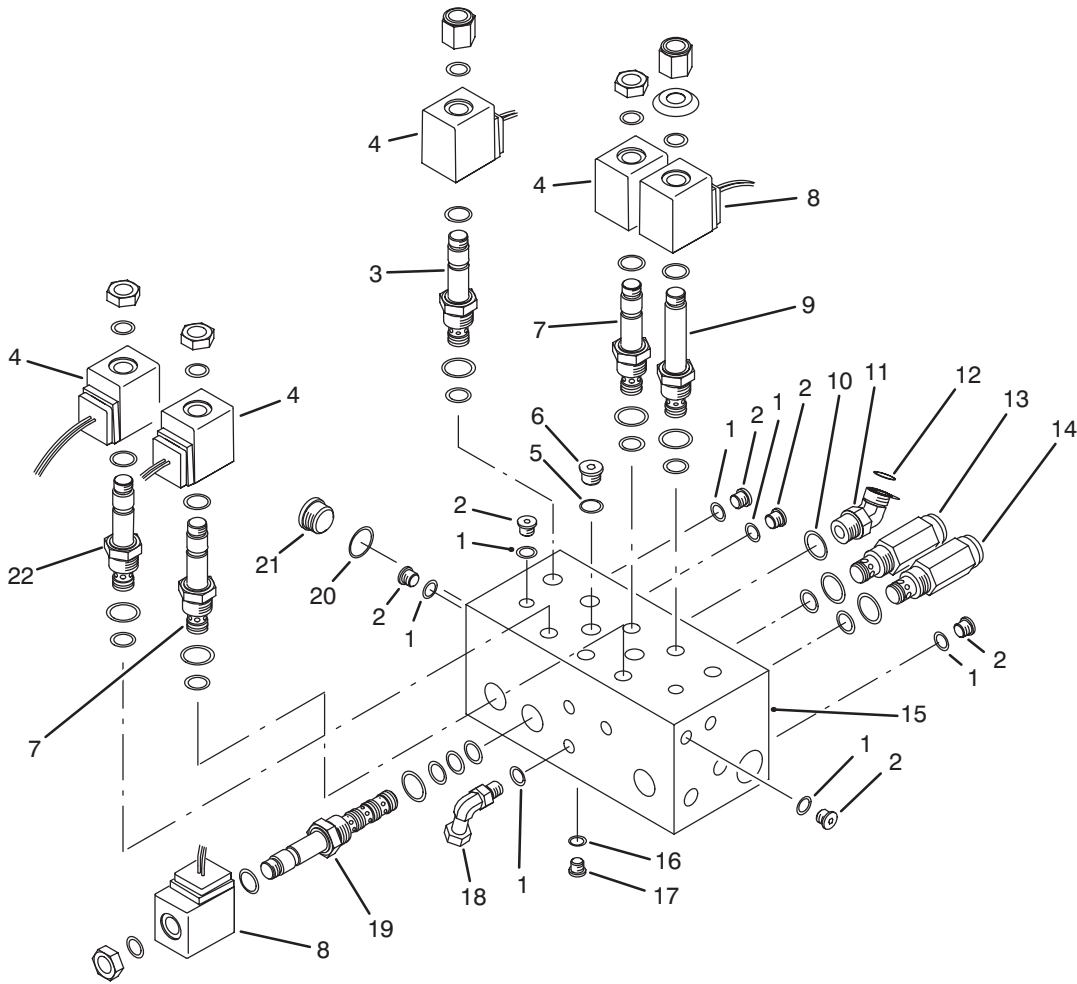


T-1094A

HYDRAULIC CONTROL MANIFOLD ASSEMBLY

Ref. No.	Part No.	Description	No. Used
1	237-22	O-Ring	4
2	340-18	Fitting - Hydraulic 90° (Incl. Ref. #1 & 9)	2
4	92-1725	Hose - Hydraulic	1
5	340-3	Fitting - Hydraulic Straight (Incl. Ref. #1 & 9)	1
6	93-3611	Asm. - Control Manifold	1
7	237-78	O-Ring	6
9	237-79	O-Ring	6
10	340-101	Fitting - Hydraulic 45° (Incl. Ref. #9 & 13)	2
11	354-77	Fitting - Test Port (Incl. Ref. #7)	2
12	354-79	Cap - Test Port	2
13	237-30	O-Ring	4
14	86-9190	Hose - Hydraulic	2
17	340-92	Fitting - Hydraulic Straight (Incl. Ref. #7 & 18)	2
18	237-21	O-Ring	4
19	340-13	Fitting - Hydraulic Straight (Incl. Ref. #18)	2
20	75-6640	Fitting - Hydraulic 90° (Incl. Ref. #7)	2

Ref. No.	Part No.	Description	No. Used
21	93-0078	Hose - Hydraulic	1
22	237-65	O-Ring	1
23	340-139	Fitting - Hydraulic 90° (Incl. Ref. #22 & 26)	1
24	92-1721	Hose - Hydraulic	1
25	93-3612	Fitting - Hydraulic 90° (Incl. Ref. #1 & 9)	1
26	237-81	O-Ring	1
27	92-1723	Hose - Hydraulic	1
28	322-3	Screw - Cap Hex. Hd.	4
29	3253-4	Washer - Lock	4
30	75-5900	Hose - Hydraulic	1
31	82-8270	Valve - Flow Control	1
32	340-143	Fitting - Hydraulic 90° (Incl. Ref. #7)	1
33	93-0118	Hose - Hydraulic	1
35	75-5890	Hose - Hydraulic	1
37	92-1728	Hose - Hydraulic	1
38	93-3642	Tube - Hydraulic	1
39	93-3643	Tube - Hydraulic	1



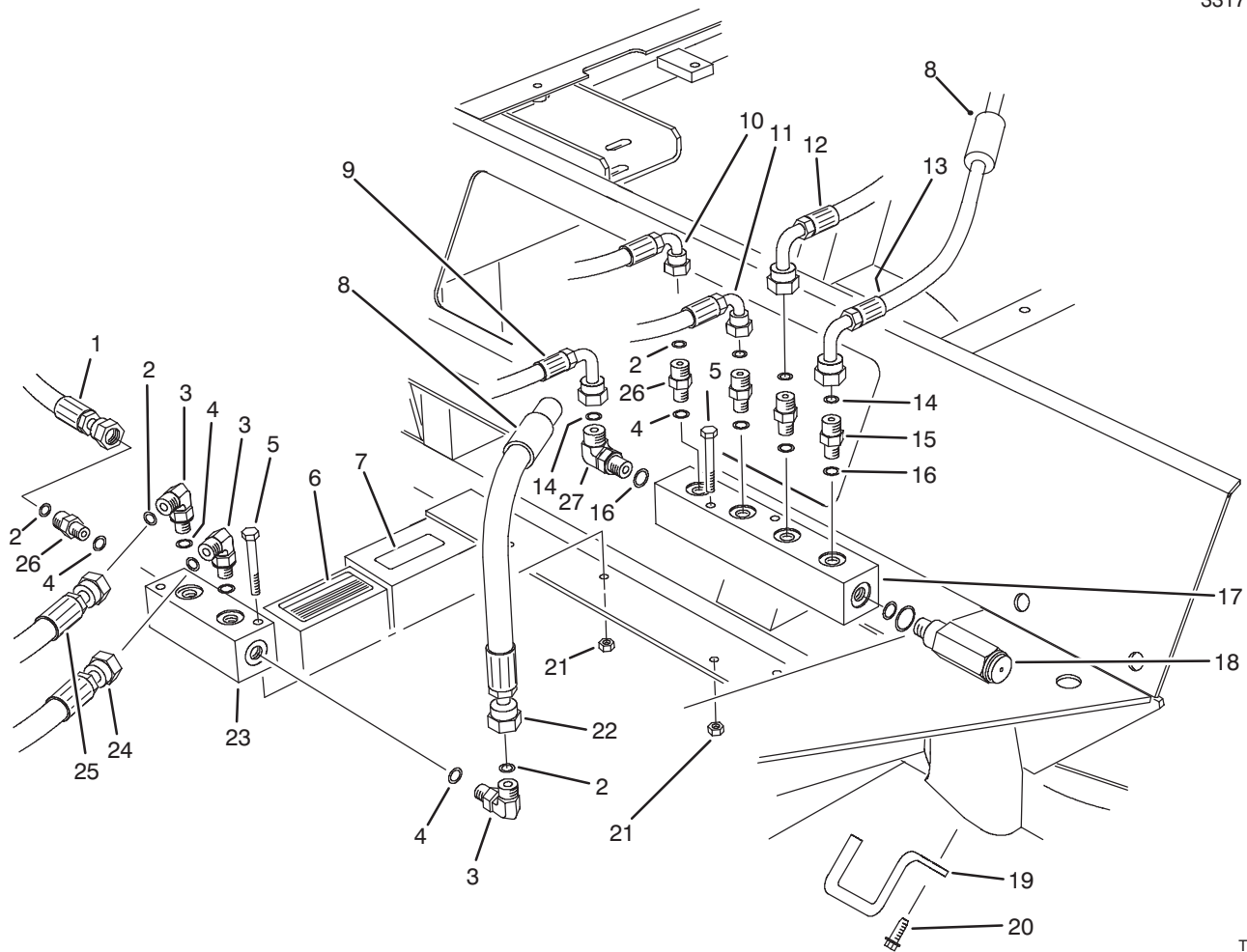
T-1503

CONTROL MANIFOLD ASSEMBLY

Ref. No.	Part No.	Description	No. Used
1	237-78	O-Ring	12
2	353-990	Plug (Incl. Ref. #1)	11
3	88-7020	Cartridge - N.O. (Use Seal Kit #75-2080)	2
4	88-9190	Solenoid - 20 Watt	6
5	237-42	O-Ring	2
6	353-989	Plug (Incl. Ref. #5)	2
7	88-6990	Cartridge - N.C. (Use Seal Kit #75-2080)	3
8	88-9200	Solenoid - 28 Watt	5
9	88-6970	Cartridge - N.O. (Use Seal Kit #75-2080)	2
10	237-79	O-Ring	1
11	340-101	Fitting - Hydraulic 45° (Incl. Ref. #10 & 12)	1
12	237-30	O-Ring	1
13	75-0920	Cartridge - Relief 3000 psi (Use Seal Kit #75-2080)	1

Ref. No.	Part No.	Description	No. Used
14	75-2010	Cartridge - Relief 2000 psi (Use Seal Kit #75-2080)	1
15		Body - Manifold	1
16	237-156	O-Ring	2
17	353-991	Plug (Incl. Ref. #16)	2
18	340-143	Fitting - Hydraulic 90° (Incl. Ref. #1)	1
19	88-6960	Cartridge - 4W/2P (Use Seal Kit #75-2090)	3
20	237-80	O-Ring	1
21	354-70	Plug (Incl. Ref. #20)	1
22	92-6315	Cartridge - N.C. (Use Seal Kit #75-2080)	1
*	75-2080	Kit - Seal	10
*	75-2090	Kit - Seal	3

*Not Illustrated



T-1058B

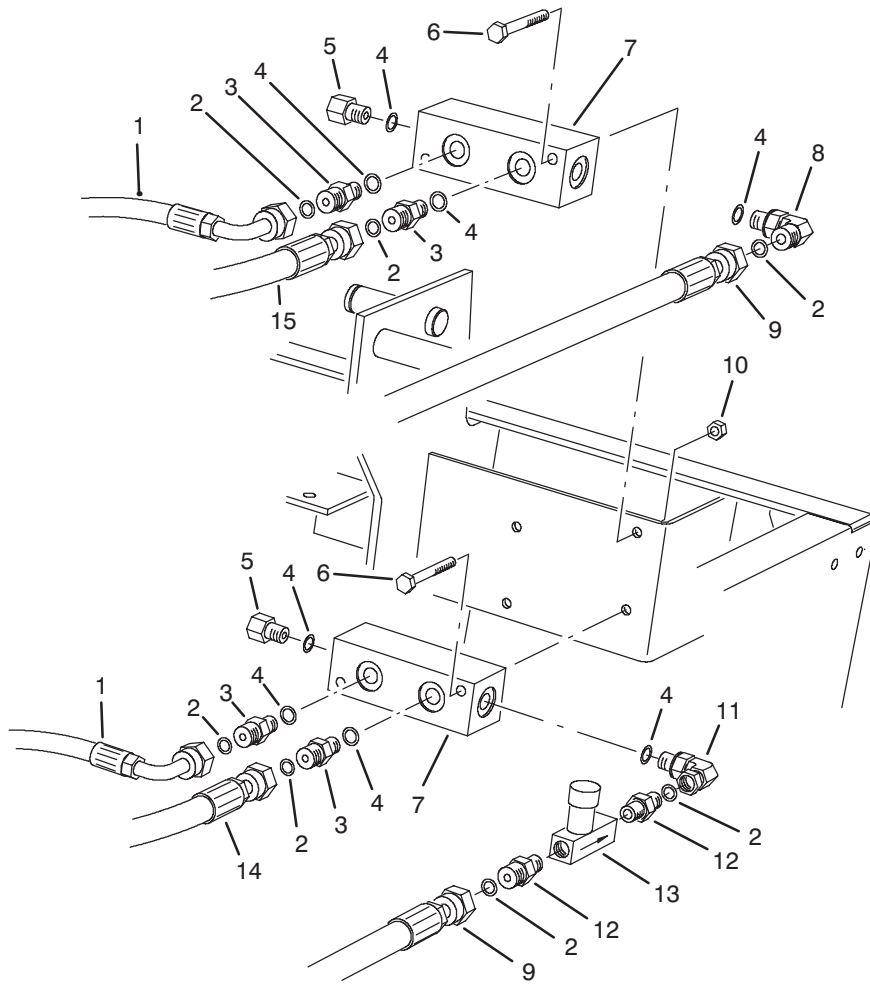
FRONT HYDRAULIC MANIFOLDS

Ref. No.	Part No.	Description	No. Used
1	92-1722	Hose - Hydraulic	1
2	237-21	O-Ring	7
3	340-132	Fitting - Hydraulic 90° (Incl. Ref. #2 & 4)	3
4	237-78	O-Ring	7
5	321-18	Screw - Cap Hex. Hd.	4
‡6	88-0440	Decal - Floor Plate	1
6	93-6693	Decal - Floor Plate (Europe)	1
‡7	85-4730	Decal - Oil	1
7	93-6686	Decal - Oil (Europe)	1
8	38-3400	Guard - Rubber	2
9	75-5940	Hose - Hydraulic	1
10	75-5890	Hose - Hydraulic	1
11	75-5910	Hose - Hydraulic	1
12	93-0118	Hose - Hydraulic	1
13	93-0119	Hose - Hydraulic	1
14	237-22	O-Ring	2

Ref. No.	Part No.	Description	No. Used
15	340-2	Fitting - Hydraulic Straight (Incl. Ref. #14 & 16)	2
16	237-42	O-Ring	2
17	93-0139	Manifold - Hydraulic	1
18	93-0143	Cartridge - Relief 250 psi (Use Seal Kit #75-2080)	1
19	75-5300	Rod - Hose Support	2
20	49-2040	Screw - Hex. Washer Hd.	4
21	3296-42	Nut - Lock	4
22	92-9096	Hose - Hydraulic	1
23	75-1180	Manifold - Hydraulic	1
24	92-1726	Hose - Hydraulic	1
25	92-1729	Hose - Hydraulic	1
26	340-92	Fitting - Hydraulic Straight (Incl. Ref. #2 & 4)	4
27	340-77	Fitting - Hydraulic 90° (Incl. Ref. #14 & 16)	1

*Not Illustrated

‡For different language versions of this part, see International Parts Reference.

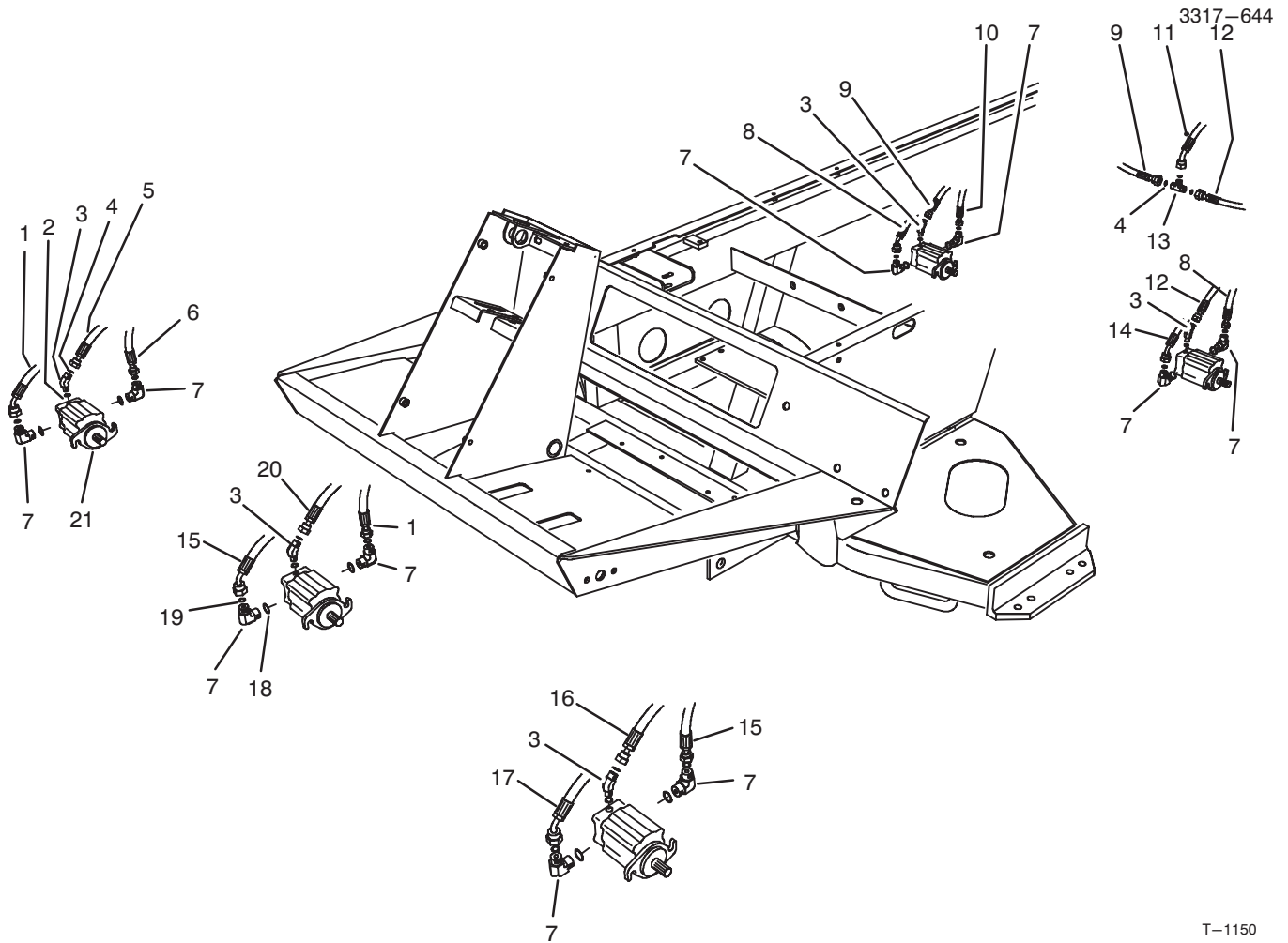


T-1095

REAR HYDRAULIC MANIFOLDS

Ref. No.	Part No.	Description	No. Used
1	75-6180	Hose - Hydraulic	2
2	237-21	O-Ring	7
3	340-92	Fitting - Hydraulic Straight (Incl. Ref. #2 & 4)	4
4	237-78	O-Ring	8
5	353-512	Fitting - Hydraulic Plug (Incl. Ref. #4)	2
6	321-11	Screw - Cap Hex. Hd.	4
7	75-1180	Manifold	2
8	340-132	Fitting - Hydraulic 90° (Incl. Ref. #2 & 4)	1

Ref. No.	Part No.	Description	No. Used
9	93-0118	Hose - Hydraulic	2
10	32128-33	Nut - Lock	4
11	340-143	Fitting - Hydraulic 90° (Incl. Ref. #4)	1
12	340-13	Fitting - Hydraulic Straight (Incl. Ref. #2)	2
13	82-8270	Valve - Flow Control	1
14	75-6080	Hose - Hydraulic	1
15	75-6070	Hose - Hydraulic	1

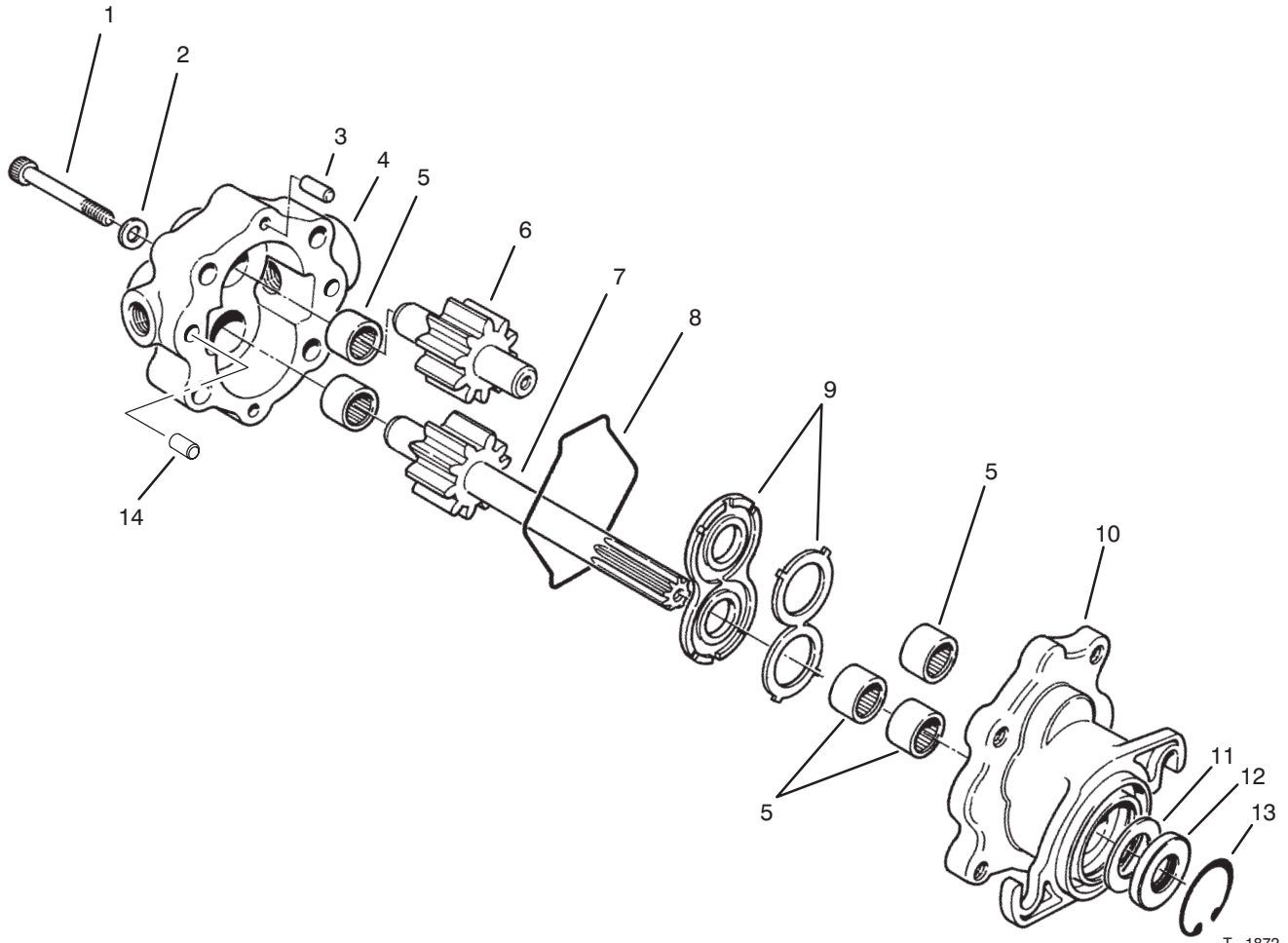


T-1150

CUTTING UNIT HYDRAULIC COMPONENTS

Ref. No.	Part No.	Description	No. Used
1	92-1724	Hose - Hydraulic	1
2	237-78	O-Ring	5
3	340-103	Fitting - Hydraulic 45° (Incl. Ref. #2 & 4)	5
4	237-21	O-Ring	8
5	92-1722	Hose - Hydraulic	1
6	92-1725	Hose - Hydraulic	1
7	340-18	Fitting - Hydraulic 90° (Incl. Ref. #18 & 19)	10
8	92-1719	Hose - Hydraulic	1
9	91-1717	Hose - Hydraulic	1
10	92-1723	Hose - Hydraulic	1

Ref. No.	Part No.	Description	No. Used
11	88-9460	Hose - Hydraulic	1
12	92-1718	Hose - Hydraulic	1
13	340-21	Fitting - Hydraulic Tee (Incl. Ref. #4)	1
14	92-1721	Hose - Hydraulic	1
15	92-1727	Hose - Hydraulic	1
16	92-1726	Hose - Hydraulic	1
17	92-1728	Hose - Hydraulic	1
18	237-79	O-Ring	10
19	237-22	O-Ring	10
20	92-1729	Hose - Hydraulic	1
21	93-1375	Motor - Hydraulic	5



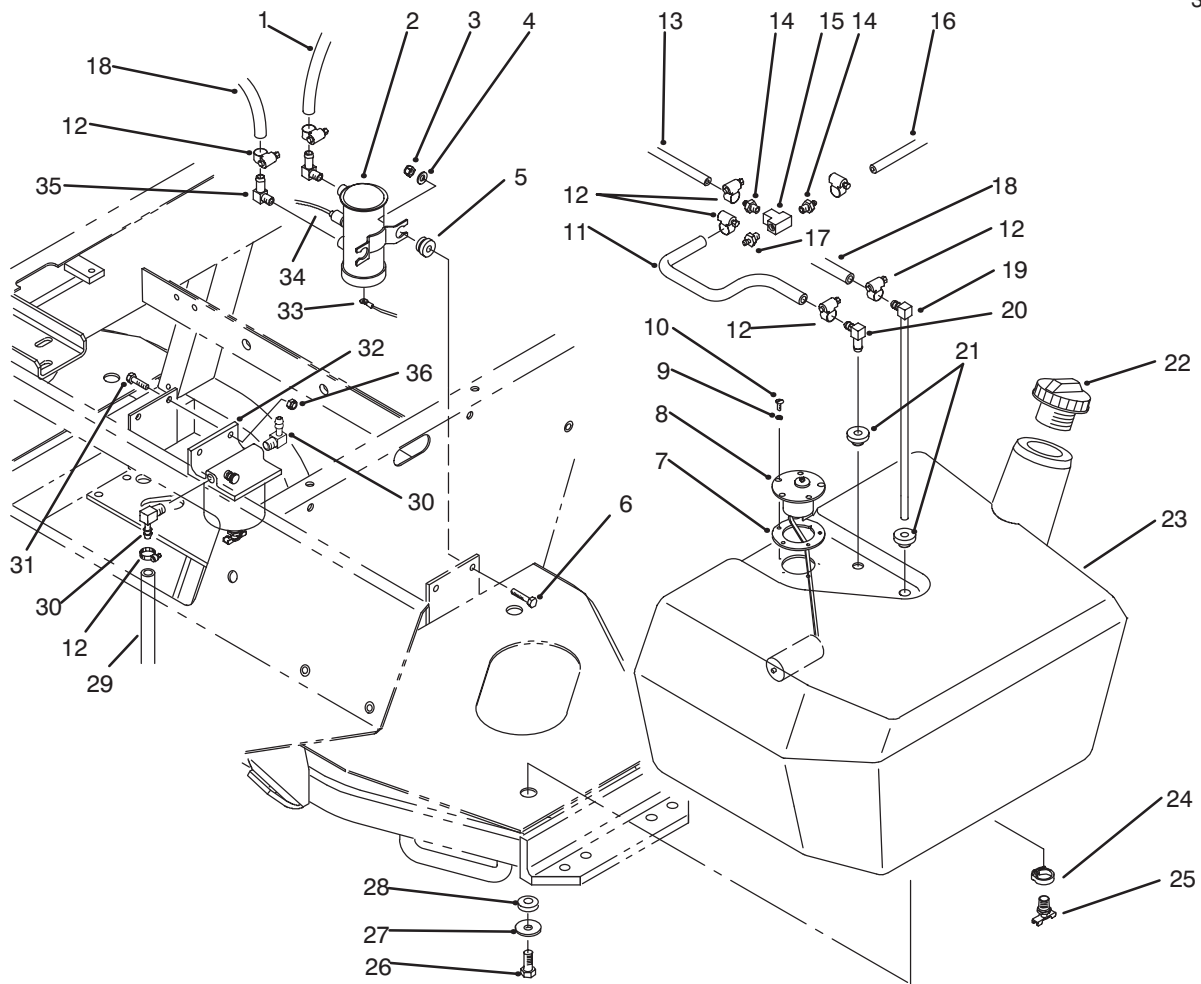
T-1872

REEL MOTOR ASSEMBLY NO. 93-1375

Ref. No.	Part No.	Description	No. Used
1	354-50	Screw-Hex Socket Hd.	4
2	354-51	Washer	4
3	353-599	Pin-Dowel	2
4	93-3614	Assembly - Cover (Incl. Ref. #5)	1
†5		Bearing-Needle	5
6	93-3616	Assembly - Idler Gear	1
7	93-3615	Assembly - Drive Shaft	1
8	354-46	Ring-Seal	1

Ref. No.	Part No.	Description	No. Used
9	74-3810	Assembly - Load Plate	1
10	92-8795	Assembly - Body (Incl. Ref. #5)	1
†11		Spacer	1
†12		Seal-Shaft	1
13	32151-41	Ring - Retaining	1
14	92-8796	Pin - Dowel	2
*	92-8863	Repair Kit (Incl. Ref. #8, & 11-13)	1

*Not Illustrated



T-1884

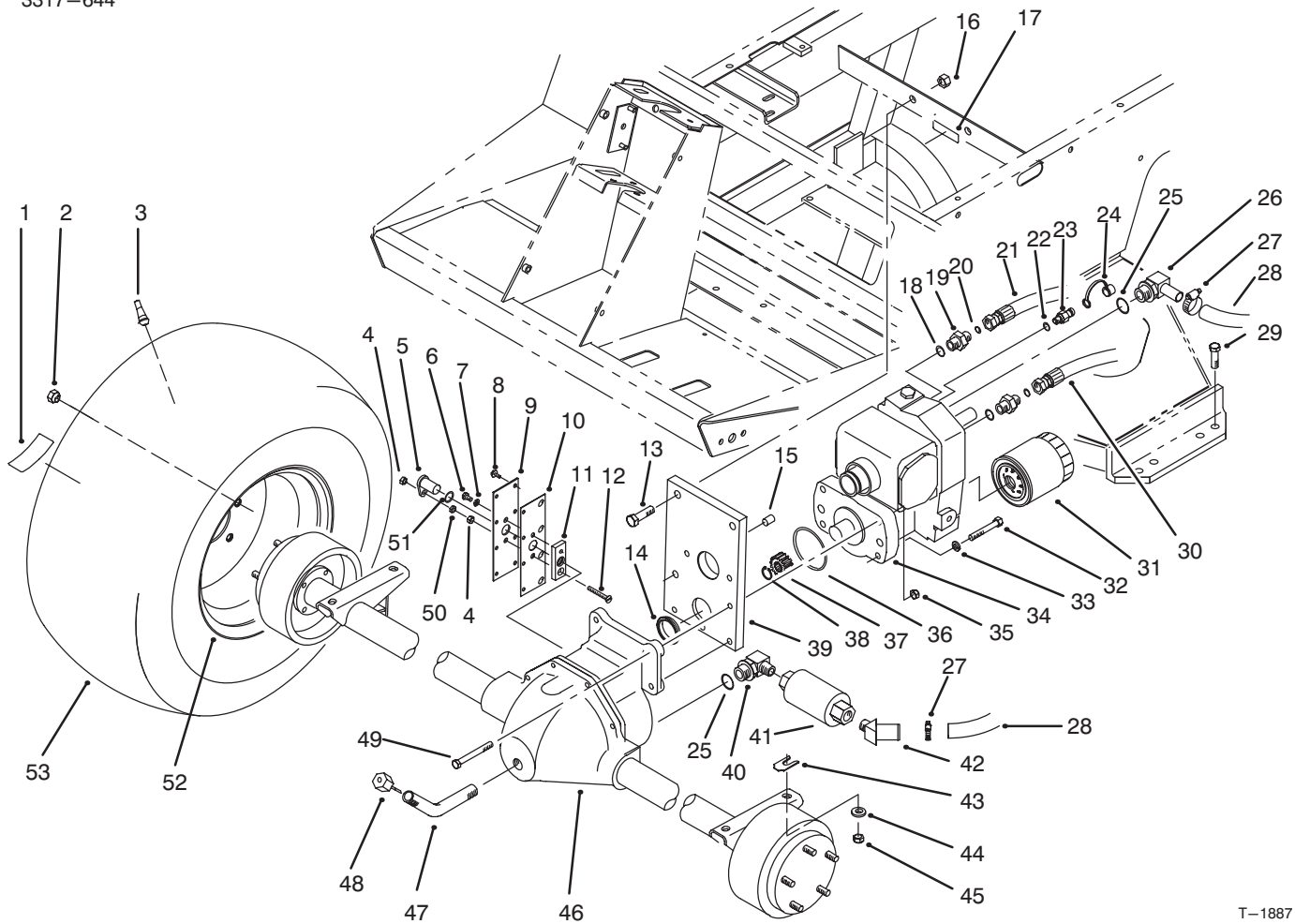
FUEL TANK ASSEMBLY

Ref. No.	Part No.	Description	No. Used
1	63-7610	Hose - Fuel	1
2	53-8150	Assembly - Fuel Pump (Incl. Ref. #5 & 33-34)	1
3	3296-42	Nut - Lock	2
4	3256-22	Washer - Flat	2
†5		Mount - Rubber	2
6	321-8	Screw - Cap Hex. Hd.	2
7	62-7650	Gasket - Sending Unit	1
8	63-7640	Unit - Sending	1
9	3253-15	Washer - Lock	5
10	32122-24	Screw - Round Hd.	5
11	27-5340	Hose - Fuel	1
12	2412-108	Clamp - Hose	11
13	75-4700	Hose - Fuel	1
14	354-22	Fitting - Fuel, Straight	2
15	354-20	Fitting - Fuel Tee	1
16	75-4701	Hose - Fuel	1
17	354-21	Fitting - Fuel Straight	1
18	44-2670	Hose - Fuel	1

Ref. No.	Part No.	Description	No. Used
19	66-8121	Standpipe - Elbow 90°	1
20	46-6550	Connector - Fuel, Elbow 90°	1
21	46-6560	Grommet	2
22	93-3102	Cap - Fuel Tank	1
23	92-8780	Assembly - Fuel Tank (Incl. Ref. #24-25)	1
24	2412-36	Clamp - Drain	1
25	304-46	Fitting - Drain	1
26	323-5	Screw - Cap Hex. Hd.	3
27	63-8410	Washer - Flat	3
28	240-11	Grommet	3
29	63-7628	Hose - Fuel	1
30	353-781	Fitting - 90°	2
31	321-6	Screw - Cap Hex. Hd.	2
32	63-7650	Filter - Fuel	1
33	70-8530	Wire - Fuel Pump	1
34	218-579	Wire - Fuel Pump	1
35	67-1690	Fitting - Fuel Elbow 90°	2
36	32128-33	Nut - Lock Flange	2

*Not Illustrated

†Not Serviced Separately



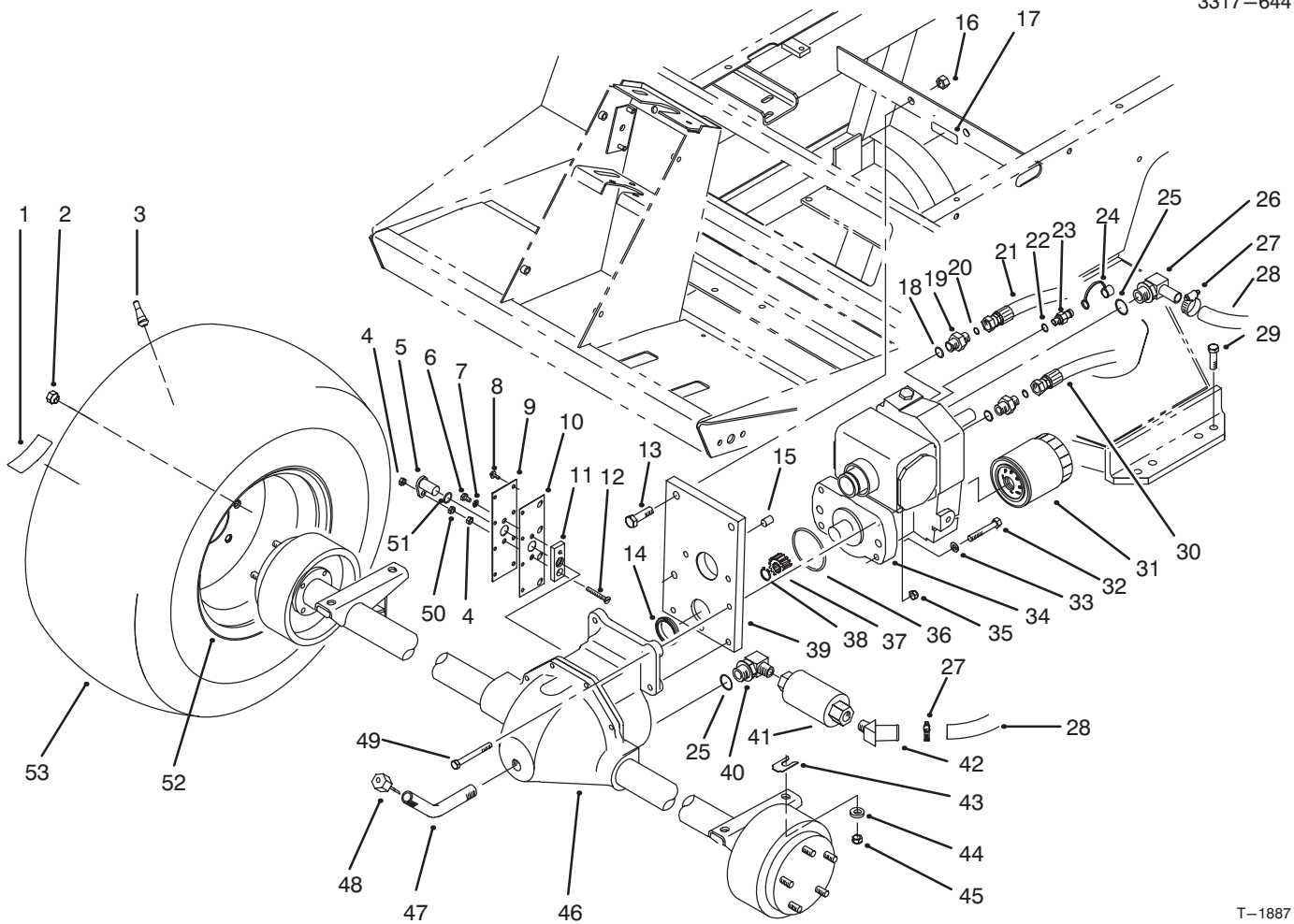
T-1887

FRONT AXLE & TRANSMISSION ASSEMBLY

Ref. No.	Part No.	Description	No. Used
1	76-8730	Decal - Bolt Torque	2
2	23-7270	Nut - Lug	10
3	232-27	Stem - Valve	2
4	3296-56	Nut - Lock	2
5	85-4350	Sensor - Gear Tooth	1
6	321-2	Screw - Cap Hex. Hd.	1
7	3253-3	Washer - Lock	1
8	32144-112	Screw - Cap Hex. Hd.	8
9	85-4330	Cover - Gear	1
10	92-5797	Gasket - Axle	1
11	85-4340	Plate - Sensor Mounting	1
12	32108-9	Screw - Machine	1
13	325-7	Screw - Cap Hex. Hd.	2
14	75-3110	Collar - Transmission	1
15	92-4808	Sleeve - Trans. Pilot	1
16	3296-23	Nut - Lock	2
†17	77-0490	Decal - Bolt	1
17	93-6691	Decal - Bolt (Europe)	1
18	237-79	O-Ring	2
19	340-3	Fitting - Hydraulic, Straight (Incl. Ref. #18 & 20)	2
20	237-22	O-Ring	2
21	93-0076	Hose - Hydraulic	1
22	237-78	O-Ring	1
23	354-77	Fitting - Hydraulic Test Port (Incl. Ref. #22)	1

Ref. No.	Part No.	Description	No. Used
24	354-79	Cap - Test Port	1
25	237-81	O-Ring	2
26	75-4720	Fitting - Hydraulic 90° (Incl. Ref. #25)	1
27	2412-129	Clamp - Hose	2
28	75-6350	Hose	1
29	324-7	Screw - Cap Hex. Hd.	4
30	93-0075	Hose - Hydraulic	1
31	75-1330	Filter - Oil	1
32	323-12	Screw - Cap Hex. Hd.	2
33	3253-21	Washer - Lock	2
34	75-0012	Assembly - Transmission	1
35	3296-39	Nut - Lock	2
36	237-161	O-Ring	1
37	86-7220	Gear - Pinion	1
38	32151-62	Ring - Retaining	1
39	92-4846	Asm. - Trans. Support (Incl. Ref. #14 & 15)	1
40	354-75	Fitting - Hydraulic 90° (Incl. Ref. #25)	1
41	75-6340	Strainer - In-Line	1
42	354-72	Fitting - Hydraulic 45°	1
43	42-6080	Shim - Axle	A/R
44	66-6480	Washer - Flat	4
45	3296-48	Nut - Lock	4

†For different language versions of this part, see International Parts Reference.

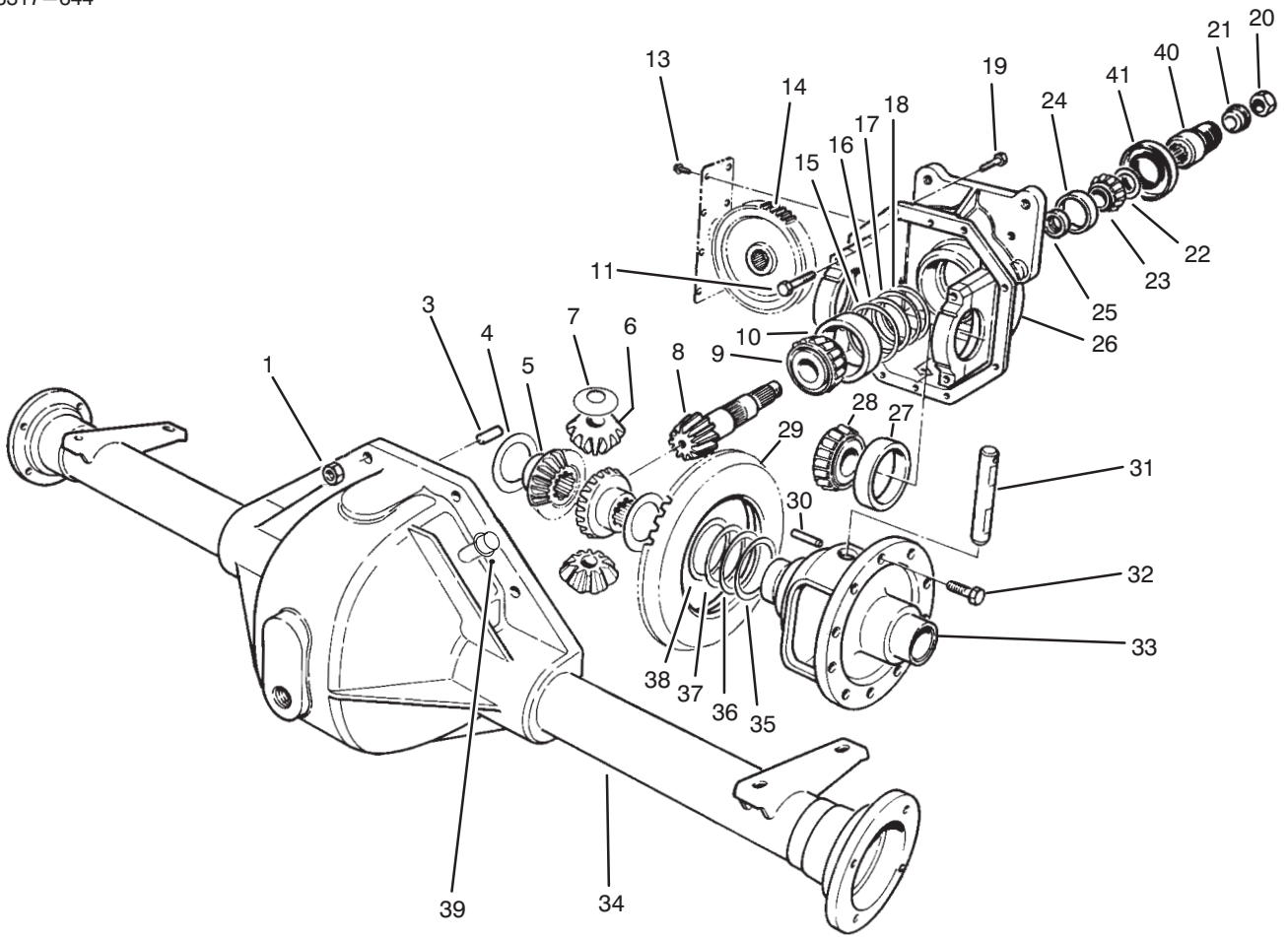


T-1887

FRONT AXLE & TRANSMISSION ASSEMBLY (Continued)

Ref. No.	Part No.	Description	No. Used
46	93-0084	Assembly - Front Axle	1
47	75-6850	Tube - Oil Fill	1
48	27-3710	Dipstick - Axle	1
49	323-20	Screw - Cap Hex. Hd.	2

Ref. No.	Part No.	Description	No. Used
50	3218-1	Nut - Jam	1
51	237-181	O-Ring	1
52	217-120	Rim	2
53	231-134	Tire	2



T-1315A

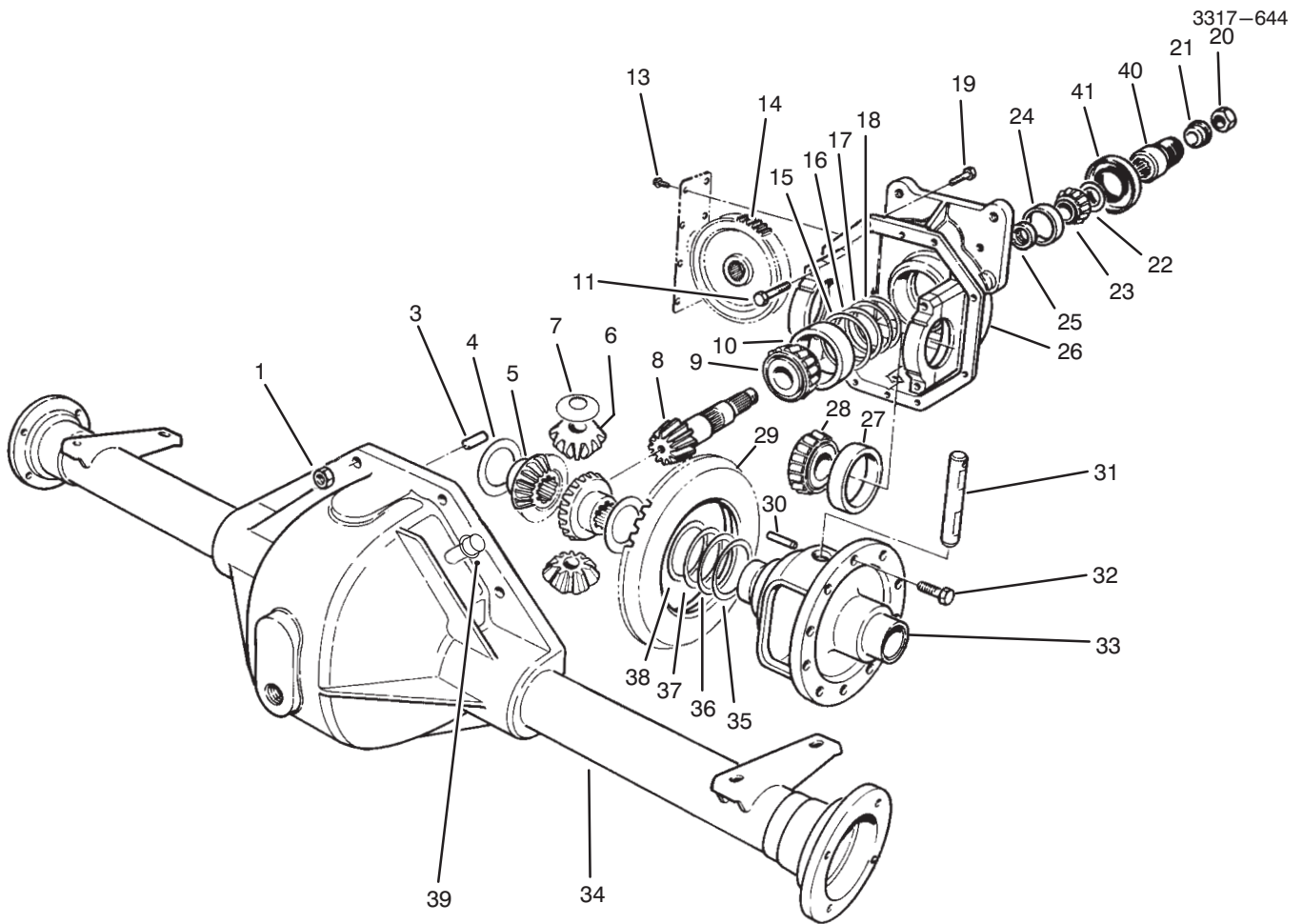
FRONT AXLE ASSEMBLY NO. 93-0084

Ref. No.	Part No.	Description	No. Used
1	32144-5	Nut	8
3	21-8270	Pin-Dowel	2
4	21-7720	Washer-Thrust	2
5	24-8790	Gear-Bevel, Differential	2
6	21-7690	Gear-Pinion	2
7	21-7730	Washer-Thrust	2
†8		Pinion-Drive	1
9	43-6760	Cone-Bearing, tapered	1
10	43-6750	Cup-Bearing, Tapered	1
11	92-1773	Screw-Cap, Hex Hd.	4
13	32144-112	Screw-Thread Forming	8
14	86-7230	Gear-Spur	1
15	43-6710	Diff. Adjust. Shim .003	A/R
16	43-6711	Diff. Adjust. Shim .005	A/R
17	43-6712	Diff. Adjust. Shim .010	A/R
18	43-6713	Diff. Adjust. Shim .030	A/R
19	3210-8	Screw - Cap, Hex Hd.	8
20	71-4350	Nut	1
21	83-5130	Spacer - Pinion	1
22	72-3570	Shim .094 - Diff. Adjust.	A/R
*	72-3571	Shim .096 - Diff. Adjust.	A/R
*	72-3572	Shim .098 - Diff. Adjust.	A/R
22	72-3573	Shim .100 - Diff. Adjust.	A/R

Ref. No.	Part No.	Description	No. Used
*	72-3574	Shim .102 - Diff. Adjust.	A/R
*	72-3575	Shim .104 - Diff. Adjust.	A/R
*	72-3576	Shim .106 - Diff. Adjust.	A/R
*	72-3577	Shim .108 - Diff. Adjust.	A/R
*	72-3578	Shim .110 - Diff. Adjust.	A/R
*	72-3580	Shim .112 - Diff. Adjust.	A/R
*	72-3581	Shim .114 - Diff. Adjust.	A/R
*	72-3582	Shim .116 - Diff. Adjust.	A/R
*	72-3583	Shim .118 - Diff. Adjust.	A/R
*	72-3584	Shim .120 - Diff. Adjust.	A/R
*	72-3585	Shim .125 - Diff. Adjust.	A/R
*	72-3586	Shim .127 - Diff. Adjust.	A/R
*	72-3587	Shim .129 - Diff. Adjust.	A/R
*	72-3588	Shim .131 - Diff. Adjust.	A/R
*	72-3590	Shim .133 - Diff. Adjust.	A/R
*	72-3591	Shim .135 - Diff. Adjust.	A/R
*	72-3592	Shim .137 - Diff. Adjust.	A/R
*	72-3593	Shim .139 - Diff. Adjust.	A/R
*	72-3594	Shim .141 - Diff. Adjust.	A/R
*	72-3595	Shim .143 - Diff. Adjust.	A/R
*	72-3596	Shim .145 - Diff. Adjust.	A/R
*	72-3597	Shim .147 - Diff. Adjust.	A/R
*	72-3598	Shim .149 - Diff. Adjust.	A/R

*Not Illustrated

†Not Serviced Separately



T-1315A

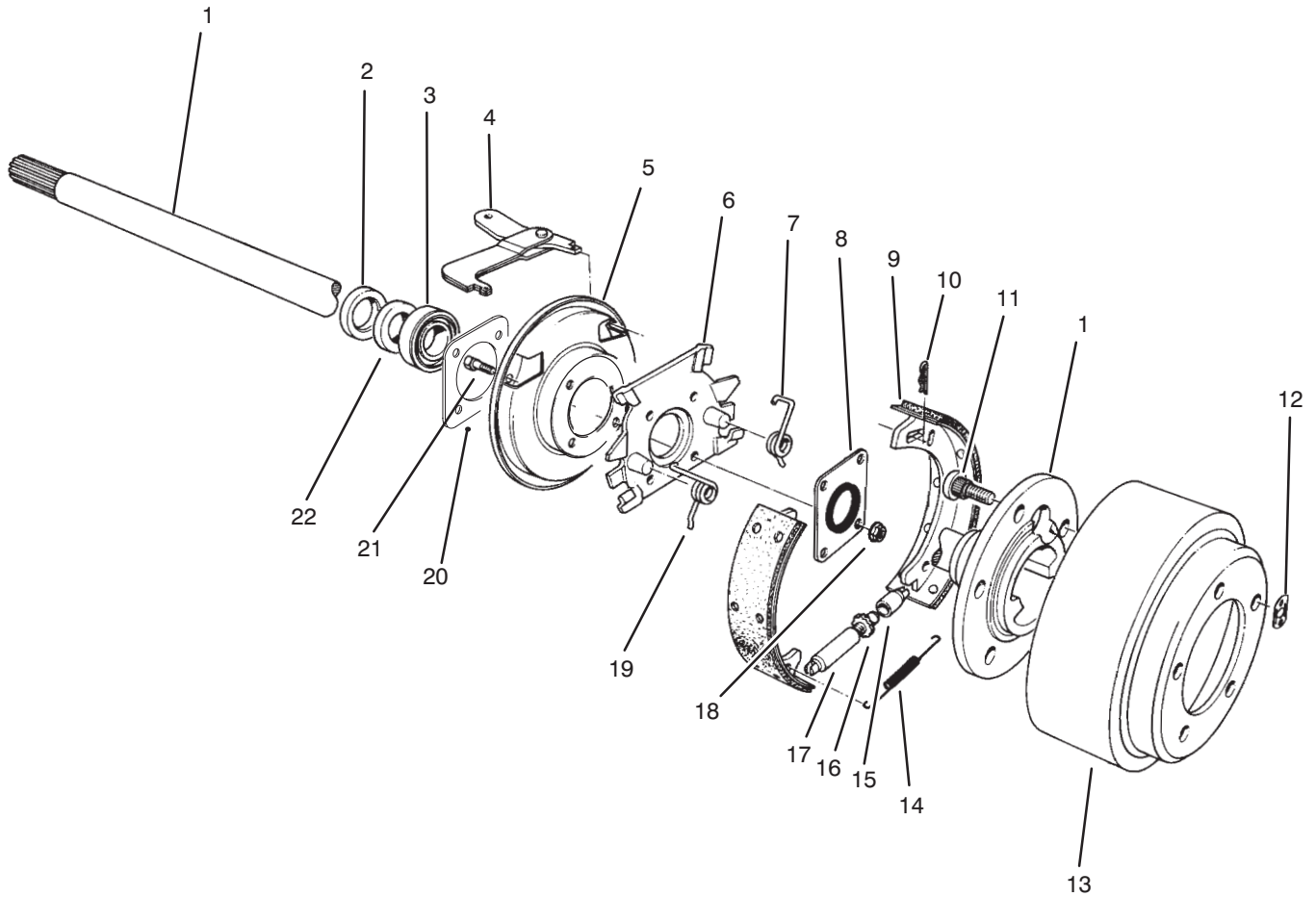
FRONT AXLE ASSEMBLY NO. 93-0084 (Continued)

Ref. No.	Part No.	Description	No. Used
22	72-3600	Shim .151 - Diff. Adjust.	A/R
23	254-91	Cone-Bearing	1
24	21-8390	Cup-Bearing	1
25	21-8020	Spacer-Front Pinion	1
26	93-3619	Upper Housing (Incl. Ref. #11)	1
27	254-66	Cup-Tapered Bearing	2
28	254-65	Cone-Tapered Bearing	2
†29		Gear-Ring	1
30	21-7710	Pin-Roll	1
31	21-7700	Shaft-Pinion Mate	1
32	21-7770	Screw-Drive Gear	5
33	21-7670	Case-Differential	1

Ref. No.	Part No.	Description	No. Used
34	75-0721	Housing-Lower	1
35	21-8120	Diff. Adjust. Shim .030	A/R
36	21-8110	Diff. Adjust. Shim .010	A/R
37	21-8100	Diff. Adjust. Shim .005	A/R
38	21-8090	Diff. Adjust. Shim .003	A/R
39	72-9420	Vent Tube Assembly	1
40	83-4910	Coupler - Pinion	1
41	71-4330	Seal	1
*	93-3618	Gear & Pinion Assembly (Incl. Ref. #8 & 29)	1
*	93-3617	Assembly - Differential (Incl. Ref. #4-10, 14-33, 35-38, 40 & 41)	1

*Not Illustrated

†Not Serviced Separately



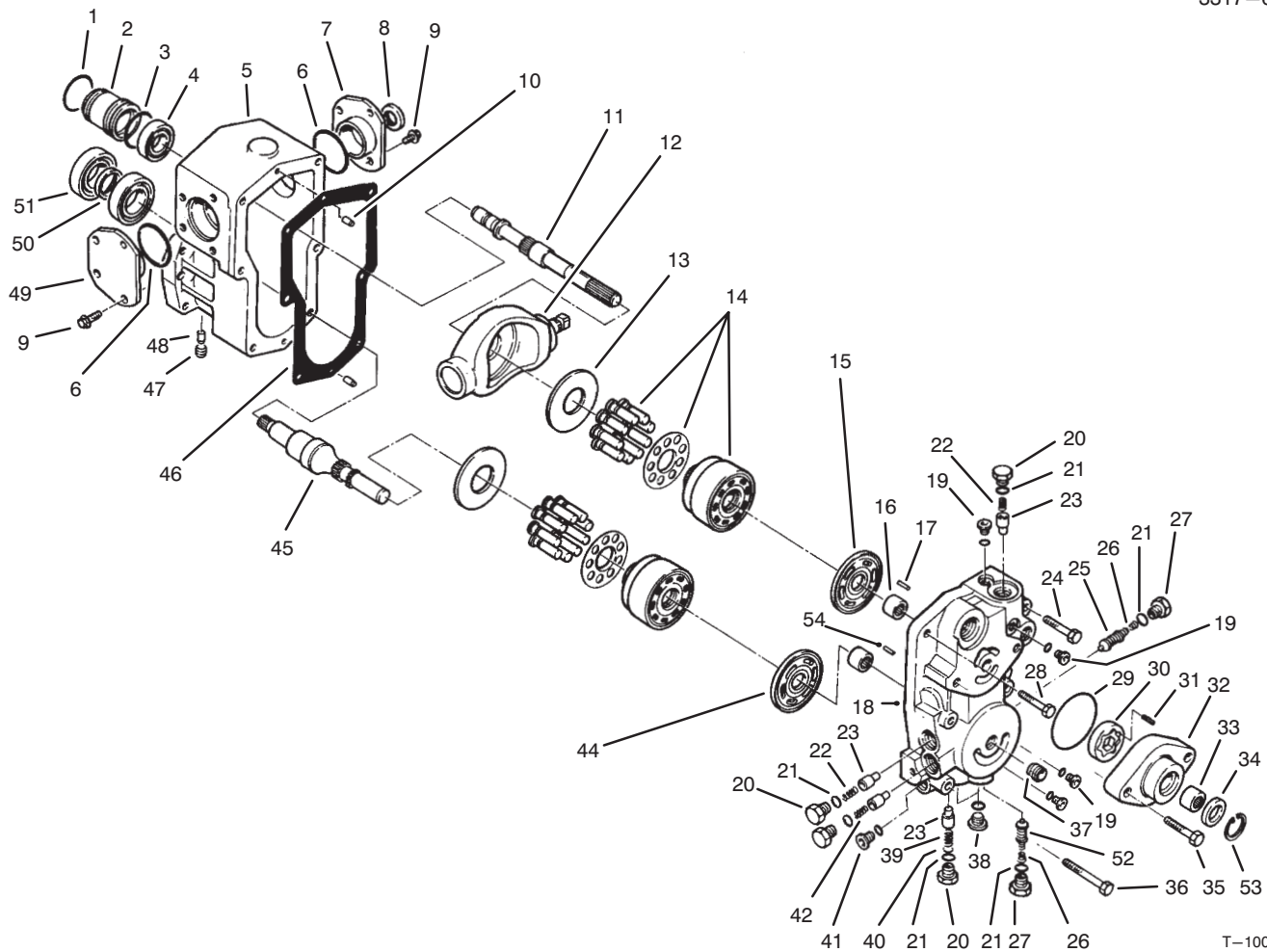
T-0421B

BRAKE ASSEMBLY

Ref. No.	Part No.	Description	No. Used
1	27-6862	Shaft-Axle, Flanged L.H.	1
*	27-6852	Shaft-Axle, Flanged R.H.	1
2	92-1774	Seal-Oil	2
3	21-8180	Bearing	2
4	24-9180	Lever, Brake, Parking	2
5	21-9450	Shield-Dust	2
6	43-6810	Spider-Torque	2
7	21-9430	Spring-Shoe Return, R.H.	2
8	28-0670	Seal-Oil	2
9	84-8590	Assembly - Shoe & Lining	4
10	21-9460	Retainer-Brake, Parking	4
11	242-34	Stud-Flange, Axle	10
12	21-8360	Clip-Retaining	2

Ref. No.	Part No.	Description	No. Used
13	28-0680	Drum-Brake	2
14	21-9440	Spring-Adjusting Screw	2
15	21-9390	Socket-Adjusting Screw	2
16	21-9370	Screw-Adjusting	2
17	21-9380	Nut-Pivot	2
18	43-6800	Nut-Lock	8
19	21-9420	Spring-Shoe Return, L.H.	2
20	93-7416	Insert - Dust Shield	2
21	28-0660	Screw-Cap, Hex Hd.	8
22	24-8840	Ring-Bearing, Wheel	2
*	84-8600	Set of Lined Brake Shoes	1
*	92-8775	Gasket - Kit, Liquid	1

*Not Illustrated



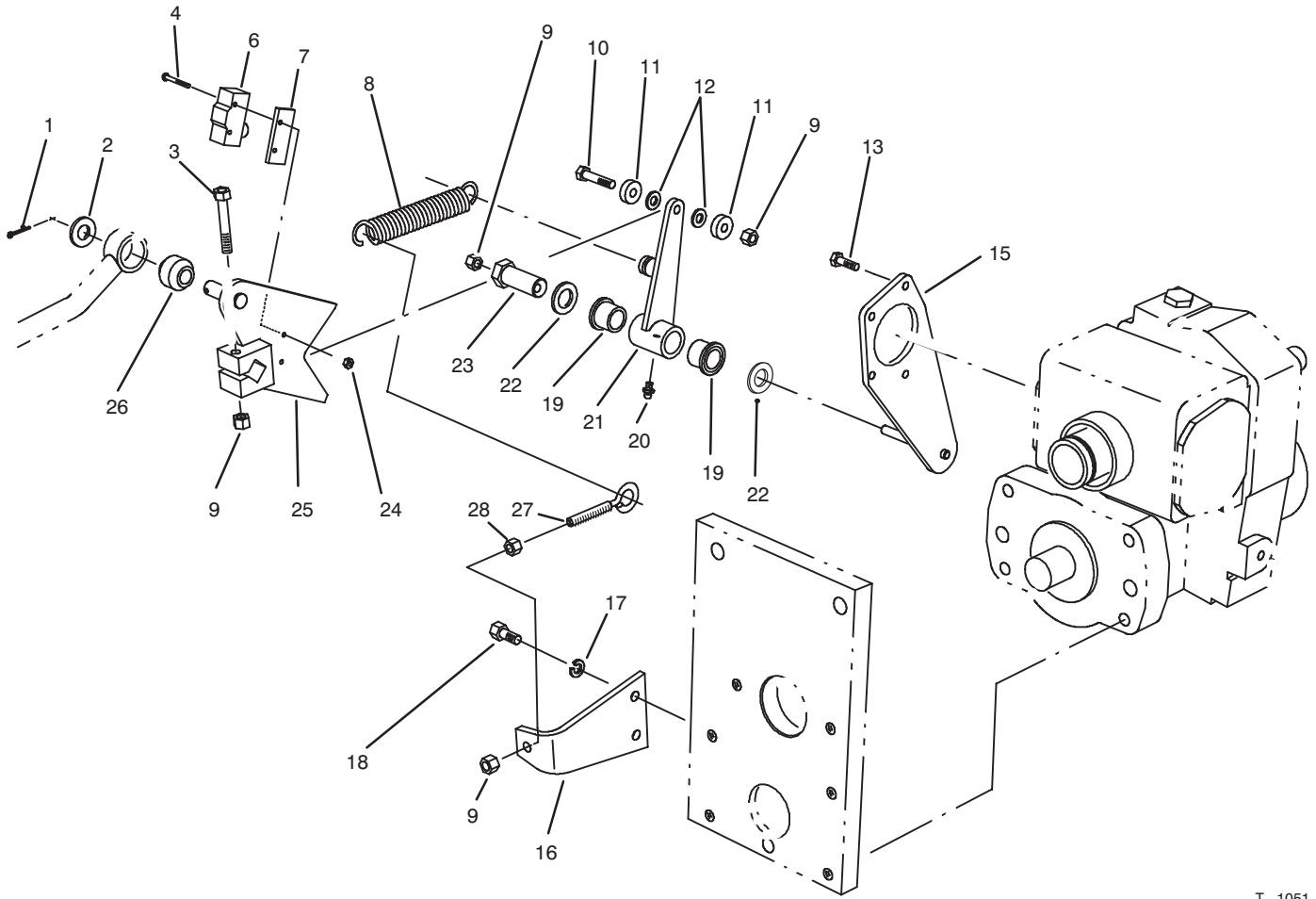
T-1006A

TRANSMISSION ASSEMBLY NO. 75-0012

Ref. No.	Part No.	Description	No. Used
1	75-0430	Ring - Retaining	1
2	75-0150	Guide - Seal	1
3	75-0410	O-Ring	1
4	75-0520	Bearing - Ball	1
5	75-0020	Housing	1
6	75-0210	O-Ring	2
7	86-7520	Asm. - Trunnion Cover R.H.	1
8	75-0230	Seal - Lip	1
9	75-0090	Screw - Cap Hex Hd.	8
10	75-0480	Pin	2
11	86-7540	Shaft - Pump	1
12	75-0390	Plate - Swash	1
13	75-0400	Plate - Thrust	2
14	75-0470	Cylinder Block Kit	2
15	75-0380	Plate - Valve	1
16	75-0500	Bearing - Needle	2
17	75-0510	Pin	1
18	75-0040	Center Section	1
19	75-0170	Plug - Straight Thread	4
20	75-0060	Plug	4
21	75-0240	O-Ring	6
22	75-0290	Spring	2
23	75-0260	Valve - Relief	4
24	75-0130	Screw - Cap Hex Head	3
25	93-0097	Valve - SCR	1
26	75-0140	Spring - Conical	1
27	75-0190	Plug - Special	2

Ref. No.	Part No.	Description	No. Used
28	75-0120	Screw - Cap Hex Hd.	1
29	75-0370	O-Ring	1
30	75-0360	Gerotor	1
31	75-0350	Pin	1
32	83-4780	Housing - Charge Pump	1
33	75-0340	Bearing - Needle	1
34	75-0330	Seal - Lip	1
35	75-0110	Screw - Cap Hex Hd.	2
36	75-0180	Screw - Cap Hex Hd.	2
37	75-0320	Nipple	1
38	75-0200	Plug - Straight Thread	2
39	75-0270	Spring	1
40	75-0310	Shim	1
41	75-0070	Plug	1
42	75-0280	Spring	1
44	93-0083	Plate - Valve	1
45	75-0440	Shaft - Motor	1
46	75-0030	Gasket - Housing	1
47	75-0160	Plug - Pipe	1
48	75-0220	Pin	2
49	86-7530	Asm. - Trunnion Cover L.H.	1
50	75-0450	Collar	1
51	75-0460	Bearing - Ball	2
52	75-6930	Valve - SCR	1
53	32120-74	Ring - Retaining	1
54	75-0250	Pin - Slotted	1

*Not Illustrated

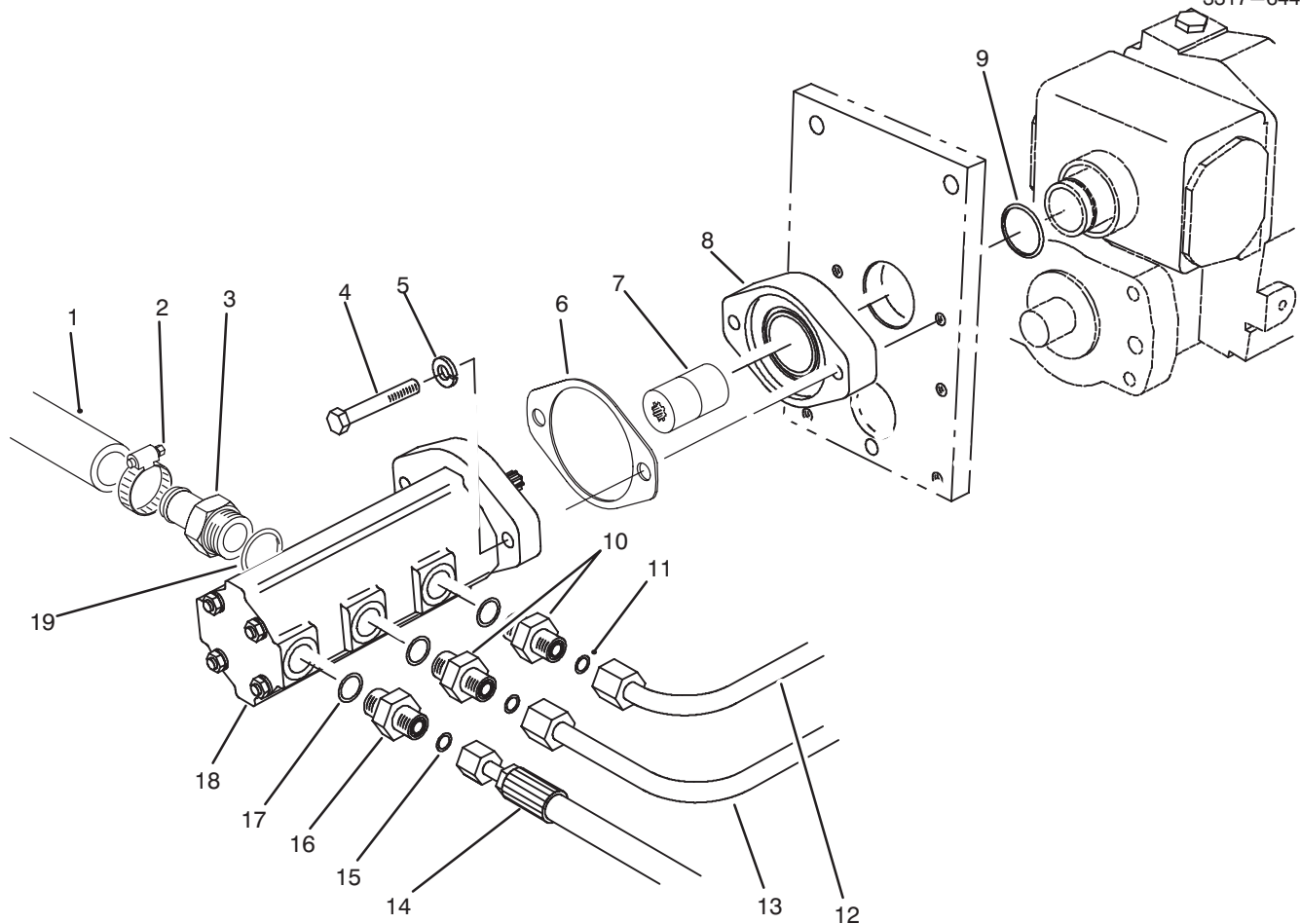


T-1051

TRACTION CONTROL ASSEMBLY

Ref. No.	Part No.	Description	No. Used
1	3272-10	Pin - Cotter	1
2	3256-26	Washer - Flat	1
3	322-10	Screw - Cap Hex. Hd.	1
4	32105-21	Screw	2
6	29-6162	Switch - Neutral	1
7	75-4130	Plate - Switch	1
8	76-9430	Spring - Extension	1
9	3296-29	Nut - Lock	4
10	322-7	Screw - Cap Hex. Hd.	1
11	251-259	Bearing - Ball	2
12	75-5470	Spacer	2
13	32144-22	Screw - Cap Hex. Hd.	4
15	75-4080	Plate - Traction	1
16	85-9900	Plate - Spring Anchor	1

Ref. No.	Part No.	Description	No. Used
17	3253-4	Washer - Lock	2
18	322-3	Screw - Cap Hex. Hd.	2
19	256-113	Bushing - Flange	2
20	302-5	Fitting - Grease	1
21	92-2581	Assembly - Switch Arm (Incl. Ref. #19 & 20)	1
22	3-6498	Washer - Thrust	2
23	76-8640	Stud - Traction	1
24	3296-9	Nut - Hex.	2
25	75-4100	Control - Pump	1
26	23-2270	Bushing - Rubber	1
27	85-9910	Eyebolt	1
28	3217-6	Nut - Hex.	1

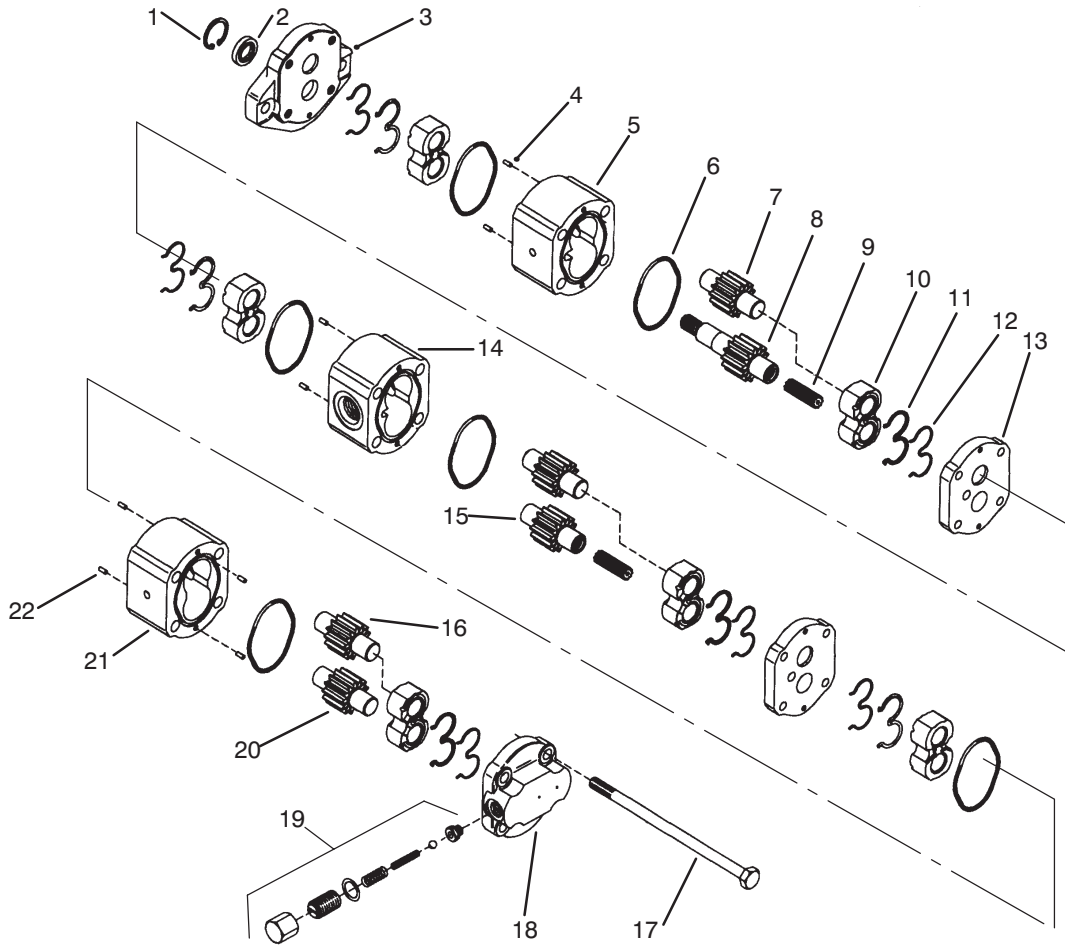


T-1928

GEAR PUMP INSTALLATION ASSEMBLY

Ref. No.	Part No.	Description	No. Used
1	75-6870	Hose - Suction	1
2	2412-34	Clamp - Hose	1
3	354-78	Fitting - Hydraulic	1
4	323-12	Screw - Cap Hex. Hd.	2
5	3253-5	Washer - Lock	2
6	93-3604	Gasket	1
7	93-1396	Coupler W.A. - Trans.	1
8	75-4400	Adaptor - Transmission	1
9	237-163	O-Ring	1
10	340-4	Fitting - Hydraulic Straight (Incl. Ref. #11 & 17)	2

Ref. No.	Part No.	Description	No. Used
11	237-30	O-Ring	2
12	93-3643	Tube - Hydraulic	1
13	93-3642	Tube - Hydraulic	1
14	75-6240	Hose - Hydraulic	1
15	237-22	O-Ring	1
16	340-3	Fitting - Hydraulic Straight (Incl. Ref. #15 & 17)	1
17	237-79	O-Ring	3
18	93-1376	Assembly - Pump, Gear	1
19	237-146	O-Ring	1



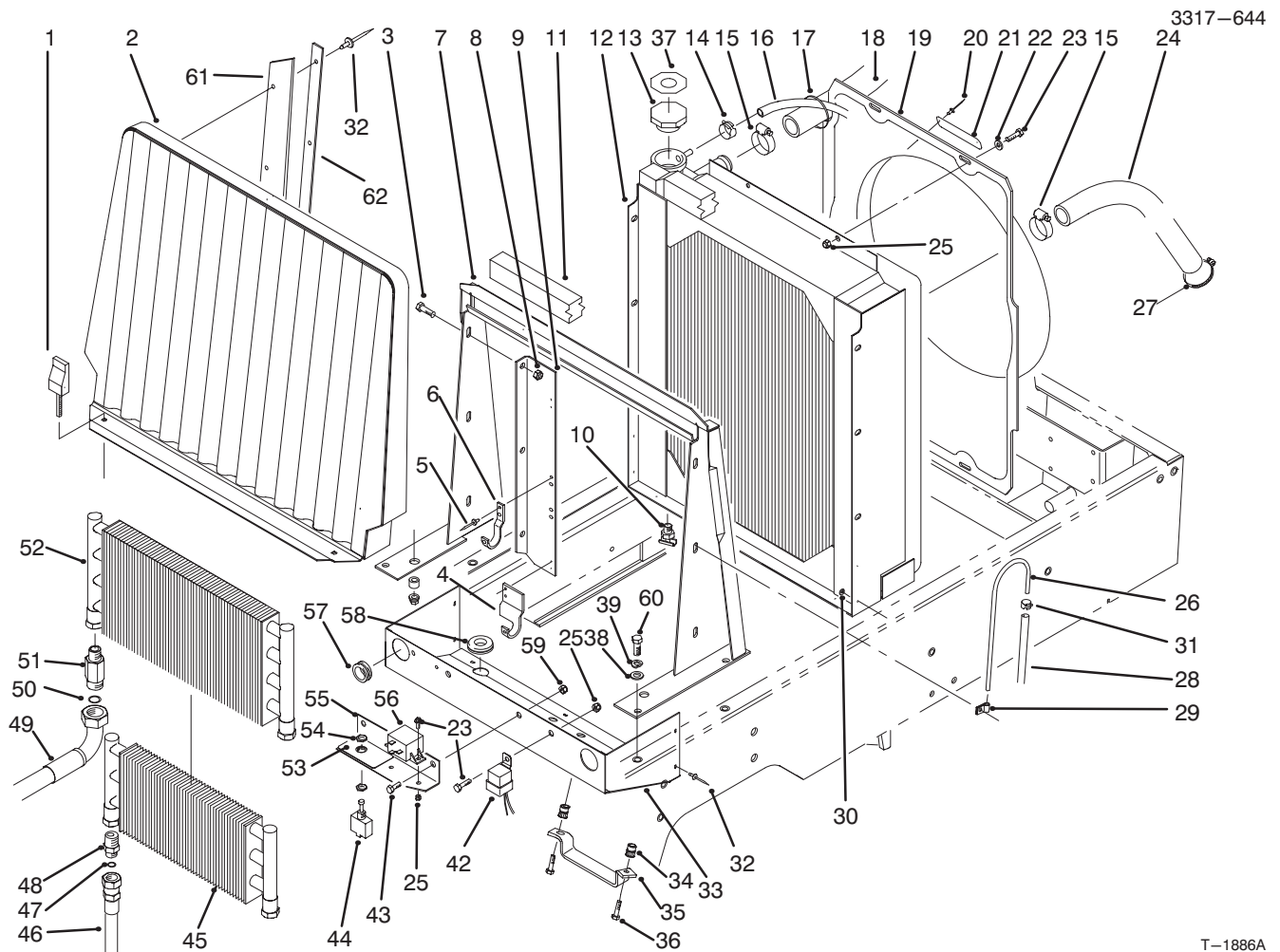
T-1935

HYDRAULIC PUMP No. 93-1376

Ref. No.	Part No.	Description	No. Used
1		Ring - Retaining	1
2		Seal - Shaft	1
3		Flange	1
4	93-4278	Pin - Dowel	4
5		Housing	1
6		O-Ring	2
7		Gear - Idler	1
8		Gear - Drive	1
9	93-4280	Coupling	2
10		Bearing	2
11		E-Seal	2
12		Ring - Backup	2
13	93-4279	Plate - Distance	2
14		Housing	1
15		Gear - Idler	1
16		Gear - Idler	1
17	93-4283	Bolt	4

Ref. No.	Part No.	Description	No. Used
18	93-4282	Block - Valve	1
19	93-4277	Kit - Valve	1
20		Gear - Idler	1
21		Housing	1
22	93-4281	Pin - Dowel	4
*	93-4268	Kit - Flange (Incl. Ref. #1-3)	1
*	93-4269	Kit - Housing, Section 1 (Incl. Ref. #6, 7, 10-12, 14 & 15)	1
*	93-4270	Kit - Housing, Section 2 (Incl. Ref. #5-8, & 10-12)	1
*	93-4271	Kit - Housing, Section 3 (Incl. Ref. #6, 10-12, 16, & 20-21)	1
*	93-4272	Kit - Individual Pieces (Incl. Ref. #2, 6, 11, & 12)	1

*Not Illustrated



T-1886A

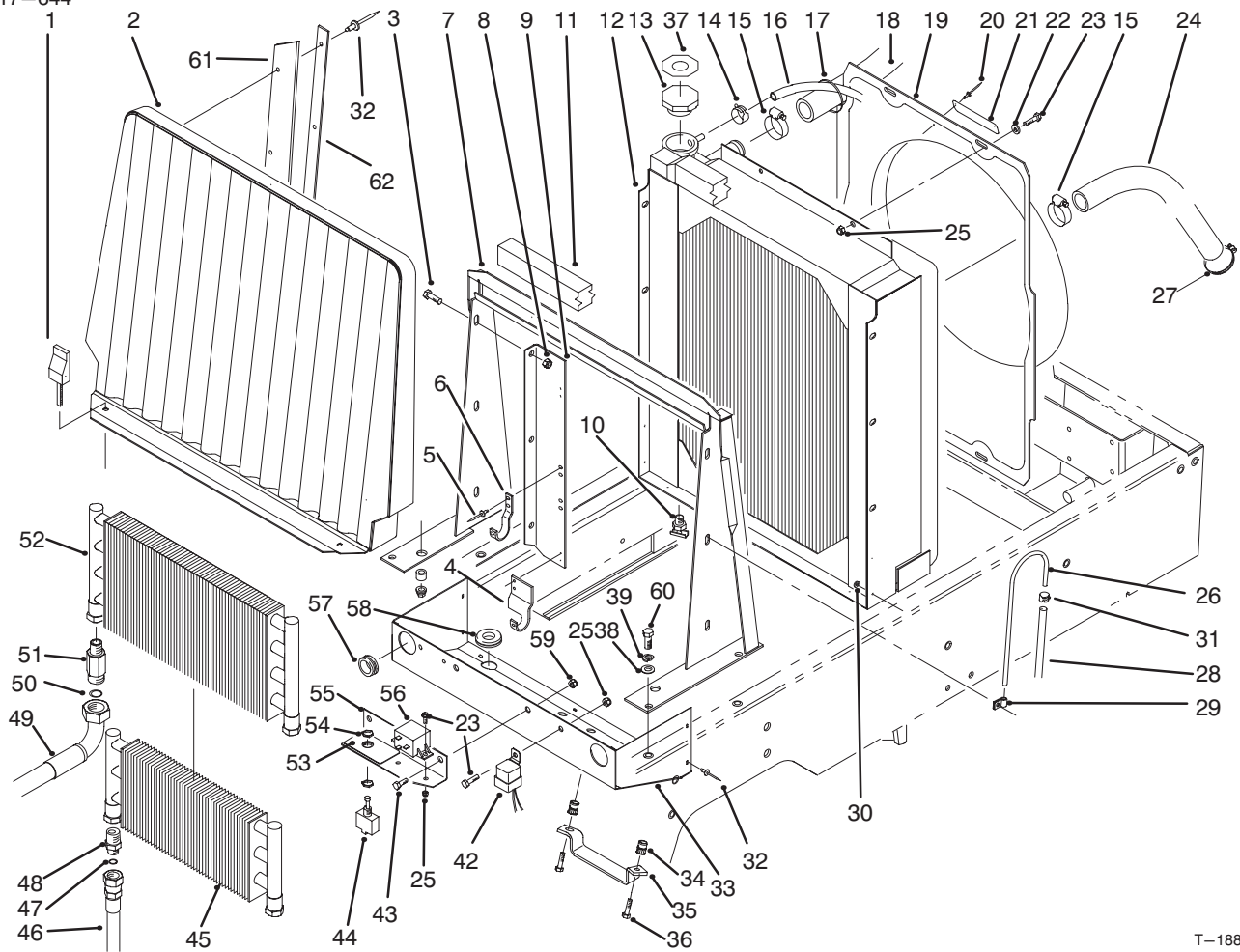
RADIATOR ASSEMBLY

Ref. No.	Part No.	Description	No. Used
1	93-1374	Latch - Swell	2
2	93-0032	Hsg. W.A. - Front Screen	1
3	3234-5	Screw - Whiz Lock	6
4	93-0090	Bracket - Mount RH, Cooler	1
*4	93-0089	Bracket - Mount LH, Cooler	1
5	3269-15	Rivet - Pop	8
6	75-0930	Hook - Oil Cooler	4
7	93-0038	Support W.A. - Radiator	1
8	32128-20	Nut - Whiz	6
9	93-0030	Asm. - Cooler Mount R.H. (Incl. Ref. #4-6)	1
*	93-0071	Asm. - Cooler Mount L.H. (Incl. Ref. #*4-6)	1
10	304-46	Drain - Radiator	1
11	93-0005	Strip - Foam, Top	1
12	93-0020	Radiator	1
13	66-3240	Cap - Radiator	1
14	92-2379	Clamp - Hose	1
15	2412-34	Clamp - Hose	2
16	75-2851	Hose - Expansion Tank	1
17	3290-378	Tie - Cable	1
18	93-0023	Hose - Radiator Upper	1
19	93-0022	Shroud - Fan	1
20	3290-271	Rivet - Pop	2

Ref. No.	Part No.	Description	No. Used
21	76-8750	Plate - Caution	1
21	93-6681	Plate - Caution (Europe)	1
22	3256-22	Washer - Flat	4
23	321-4	Screw - Cap Hex. Hd.	7
24	93-0024	Hose - Radiator Lower	1
25	3296-42	Nut - Lock	7
26	66-3180	Tube - Vent	1
27	2412-3	Clamp - Hose	2
28	75-4701	Hose - Fuel Vent	1
29	2412-103	Clamp - R	2
30	3269-10	Washer - Back-up	7
31	2412-108	Clamp - Hose	1
32	3269-13	Rivet - Pop	17
33	93-0025	Shield W.A. - Radiator	1
34	32148-7	Nut - Clinch	2
35	93-3626	Bracket - Hose	1
36	322-4	Screw - Cap Hex. Hd.	2
38	3256-23	Washer - Flat	4
39	3253-4	Washer - Lock	4
42	63-7590	Relay - Starter	1
43	322-2	Screw - Cap Hex. Hd.	2
44	75-1020	Switch - Backlap (Incl. Ref. #54)	1
45	24-0760	Exchanger - Heat	1

*Not Illustrated

3317-644



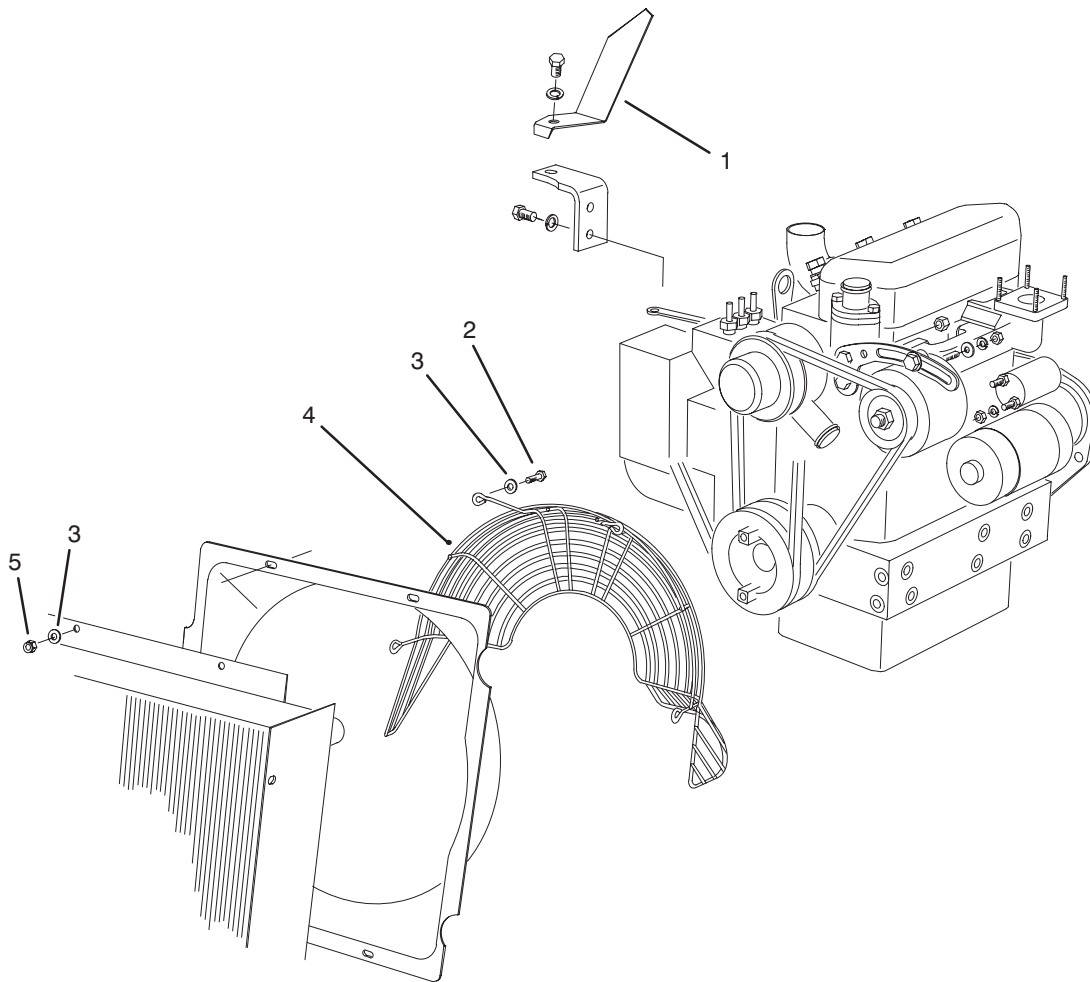
T-1886A

RADIATOR ASSEMBLY (Continued)

Ref. No.	Part No.	Description	No. Used	Ref. No.	Part No.	Description	No. Used
46	93-0076	Hose - Trans. to Cooler	1	54	218-498	Nut - Lock	2
*	93-0075	Hose - Trans. to Cooler	1	55	75-3390	Bracket - Backlap	1
47	237-22	O-Ring	2	56	66-8800	Relay - Glow Plug	1
48	340-124	Fitting - Straight	2	57	240-3	Grommet	2
49	93-0077	Hose - Cooler, R.H.	1	58	93-0082	Grommet	2
*	93-0078	Hose - Cooler, L.H.	1	59	3296-29	Nut - Lock	2
50	237-65	O-Ring	2	60	322-5	Screw - Cap Hex. Hd.	4
51	92-4999	Fitting - Hydraulic 90° (Incl. Ref. #50)	2	61	93-3623	Strip - Sealing, Radiator	2
52	75-1040	Cooler - Oil	1	62	93-3624	Plate - Retaining	2
‡53	75-0750	Decal - Backlap	1				
53	93-6684	Decal - Backlap (Europe)	1				

*Not Illustrated

‡For different language versions of this part, see International Parts Reference.



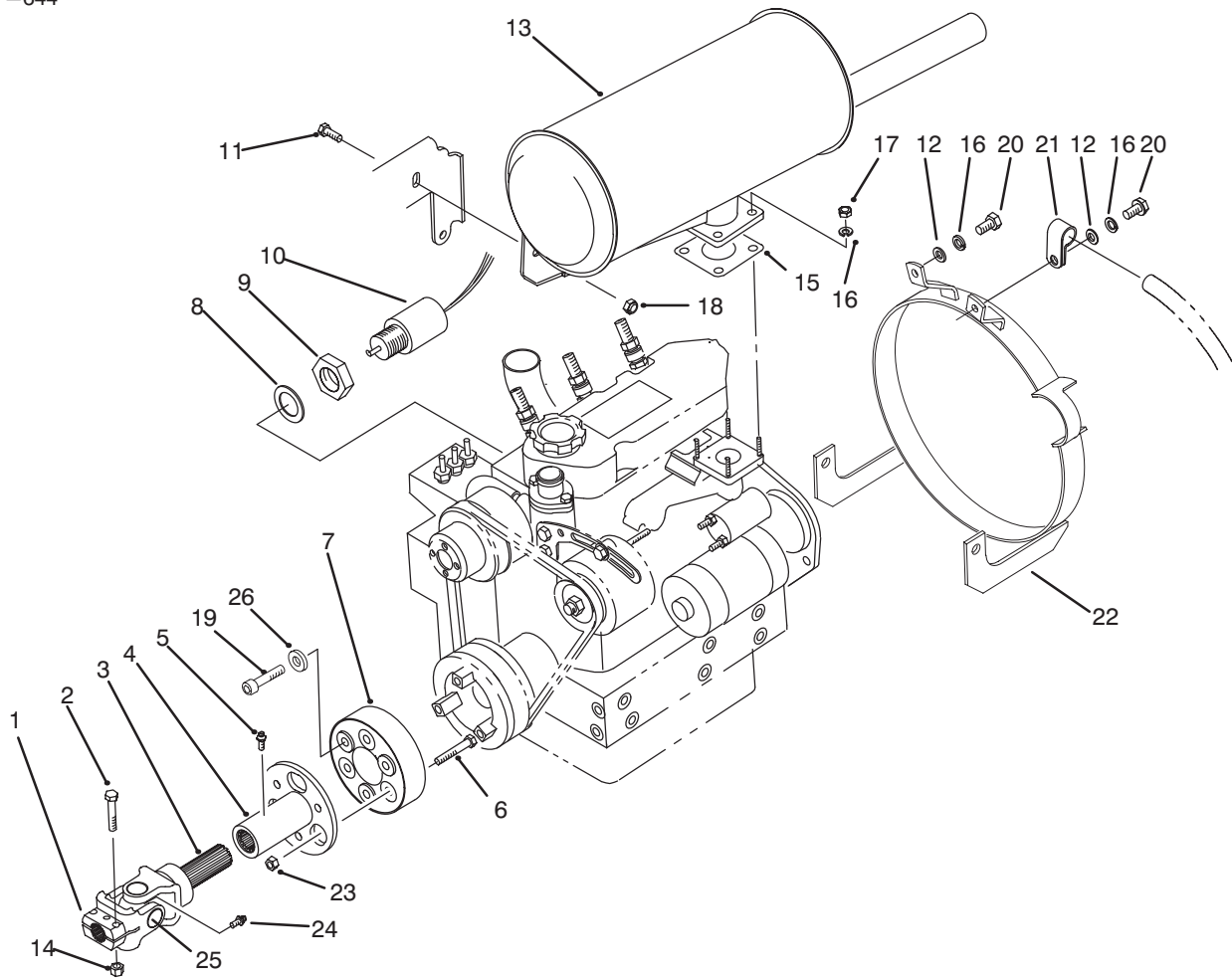
T-2016

FAN GUARD & FLYWHEEL SHIELD ASSEMBLY (Europe)

Ref. No.	Part No.	Description	No. Used
1	93-9933	Shield - Flywheel	1
2	321-6	Screw - Cap Hex. Hd.	4
3	3256-22	Washer - Flat	8

Ref. No.	Part No.	Description	No. Used
4	93-7182	Guard - Fan	1
5	3296-42	Nut - Lock	4

*Not Illustrated



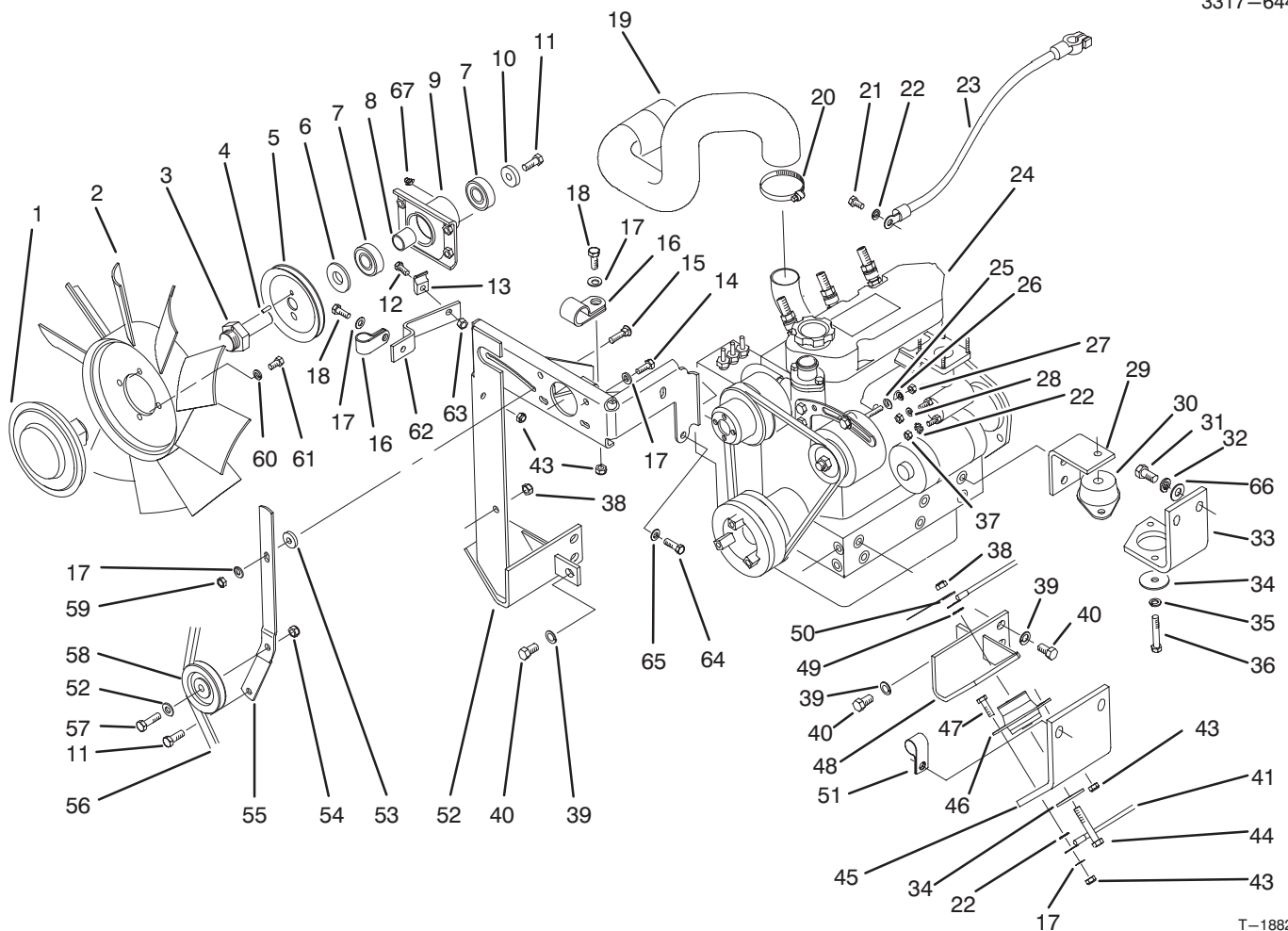
T-1883A

MUFFLER & PUMP DRIVE ASSEMBLY

Ref. No.	Part No.	Description	No. Used
1	54-9040	Yoke - End	1
2	322-9	Screw - Cap Hex. Hd.	2
3	93-0047	Yoke - Shaft	1
4	93-0045	Yoke - Slip Tube	1
5	302-5	Fitting - Grease	1
6	66-9303	Screw - Cap Hex. Hd.	3
7	86-3040	Coupling - Driveshaft	1
8	43-2740	Gasket	1
9	43-2750	Nut - Lock	1
10	63-7440	Solenoid - Stop	1
11	3234-17	Screw - Cap Hex. Hd.	1
12	3256-70	Washer - Flat	6
13	93-0044	Muffler	1
*	75-6880	Screen - Spark Arrester (Optional)	1
14	3296-29	Nut - Lock	2

Ref. No.	Part No.	Description	No. Used
15	93-3423	Gasket - Muffler	1
16	42-9850	Washer - Lock	6
17	48-7930	Nut - Lock	4
18	32128-20	Nut - Flange Head	1
19	93-9323	Screw - Socket Hd.	3
20	48-7710	Screw - Cap Hex. Hd.	2
21	2412-4	Clamp - R	1
22	93-3644	Guard W.A. - Flywheel	1
23	3296-44	Nut - Lock	3
24	62-3820	Fitting - Grease	1
25	54-9180	Kit - U-Joint	1
26	3256-38	Washer - Flat	3
*	93-0047	Assembly - U-Joint (Incl. Ref. 1, 3, & 24-25)	1

*Not Illustrated



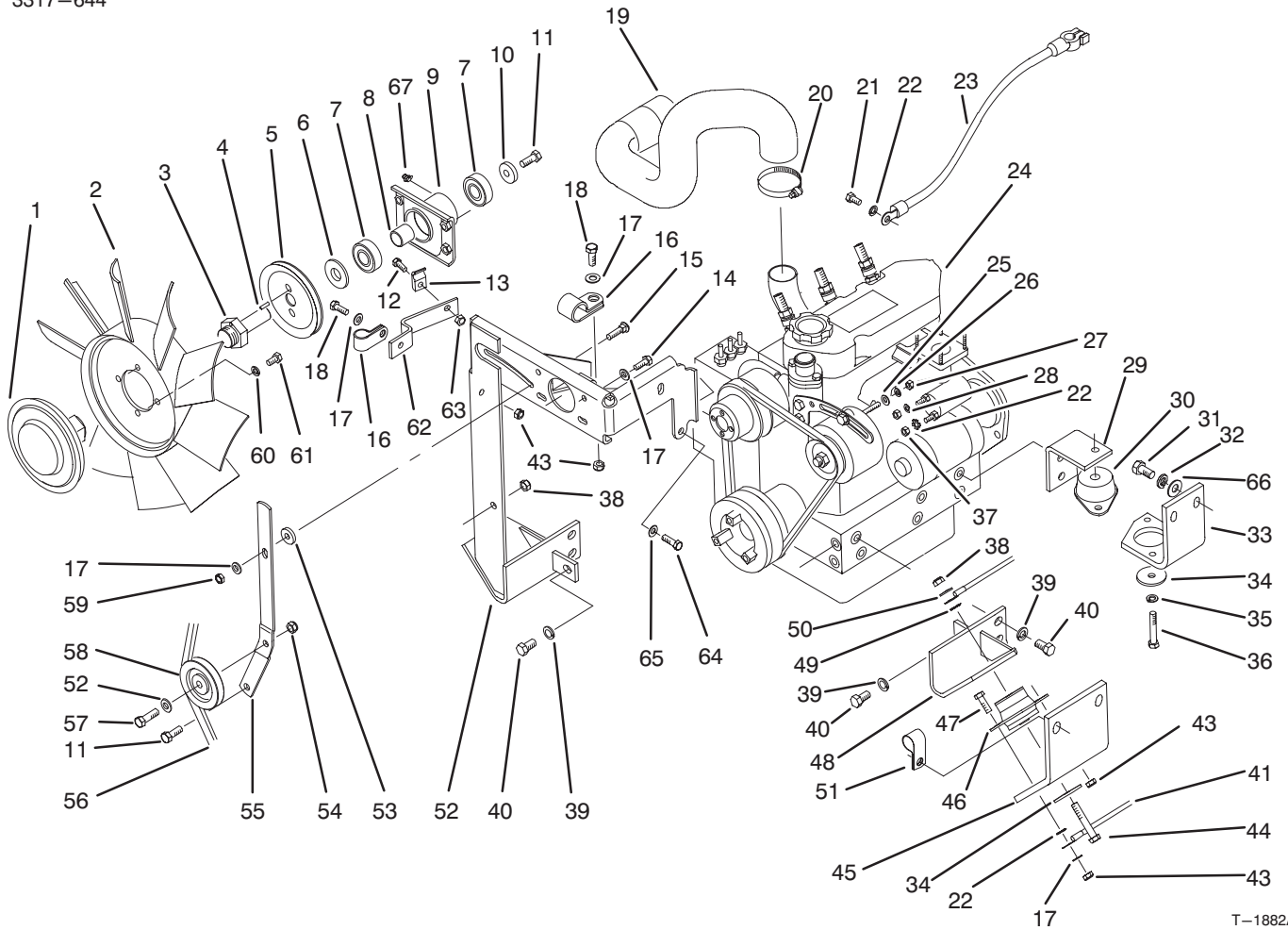
T-1882A

ENGINE INSTALLATION ASSEMBLY

Ref. No.	Part No.	Description	No. Used
1	74-5520	Clutch -- Fan	1
2	75-3780	Fan	1
3	75-6380	Shaft -- Fan	1
4	32121-2	Pin -- Roll	2
5	75-6390	Pulley -- Fan	1
6	47-0110	Spacer -- Spindle	1
7	251-318	Bearing -- Ball	2
8	75-5310	Spacer -- Bearing	1
9	75-4450	Hub -- Fan Drive	1
10	67-1630	Spacer -- Fan	1
11	323-6	Screw -- Cap Hex. Hd.	2
12	321-4	Screw -- Cap Hex. Hd.	1
13	3-6657	Clamp -- Cable	1
14	322-3	Screw -- Cap Hex. Hd.	4
15	3230-2	Bolt -- Carriage	1
16	2412-4	Clamp	2
17	3256-23	Washer -- Flat	6
18	322-4	Screw -- Cap Hex. Hd.	2
19	93-0048	Hose -- Air Cleaner	1
20	2412-92	Clamp -- Hose	1
21	48-7700	Screw -- Cap Hex. Hd.	1
22	3255-8	Washer -- Lock	2
23	75-1360	Cable -- Battery (Ground)	1

Ref. No.	Part No.	Description	No. Used
24	93-0049	Assembly -- Engine	1
25	3256-78	Washer -- Flat	1
26	43-5930	Washer -- Lock	1
27	48-7890	Nut -- Hex.	1
28	42-9850	Washer -- Lock	1
29	93-0050	Bracket -- Engine L.H. Rear	1
*	93-0063	Bracket -- Engine R.H. Rear	1
30	93-0092	Mount -- Rubber, Rear	2
31	3213-2	Screw -- Cap Hex. Hd.	8
32	3253-7	Washer -- Lock	8
33	93-0093	Bracket -- Eng. Left Rear	1
*	93-3621	Bracket -- Eng. Right Rear	1
34	63-7400	Washer -- Flat	4
35	3253-21	Washer -- Lock	1
36	323-9	Screw -- Cap Hex. Hd. LH	1
*	323-12	Screw -- Cap Hex. Hd. RH	1
37	57-6390	Nut -- Lock	2
38	3296-39	Nut -- Lock	4
39	48-8070	Washer -- Lock	10
40	42-9250	Screw -- Cap Hex. Hd.	10
41	70-8220	Cable -- Ground	1
43	3296-29	Nut -- Lock	10
44	323-14	Screw -- Cap Hex. Hd.	2

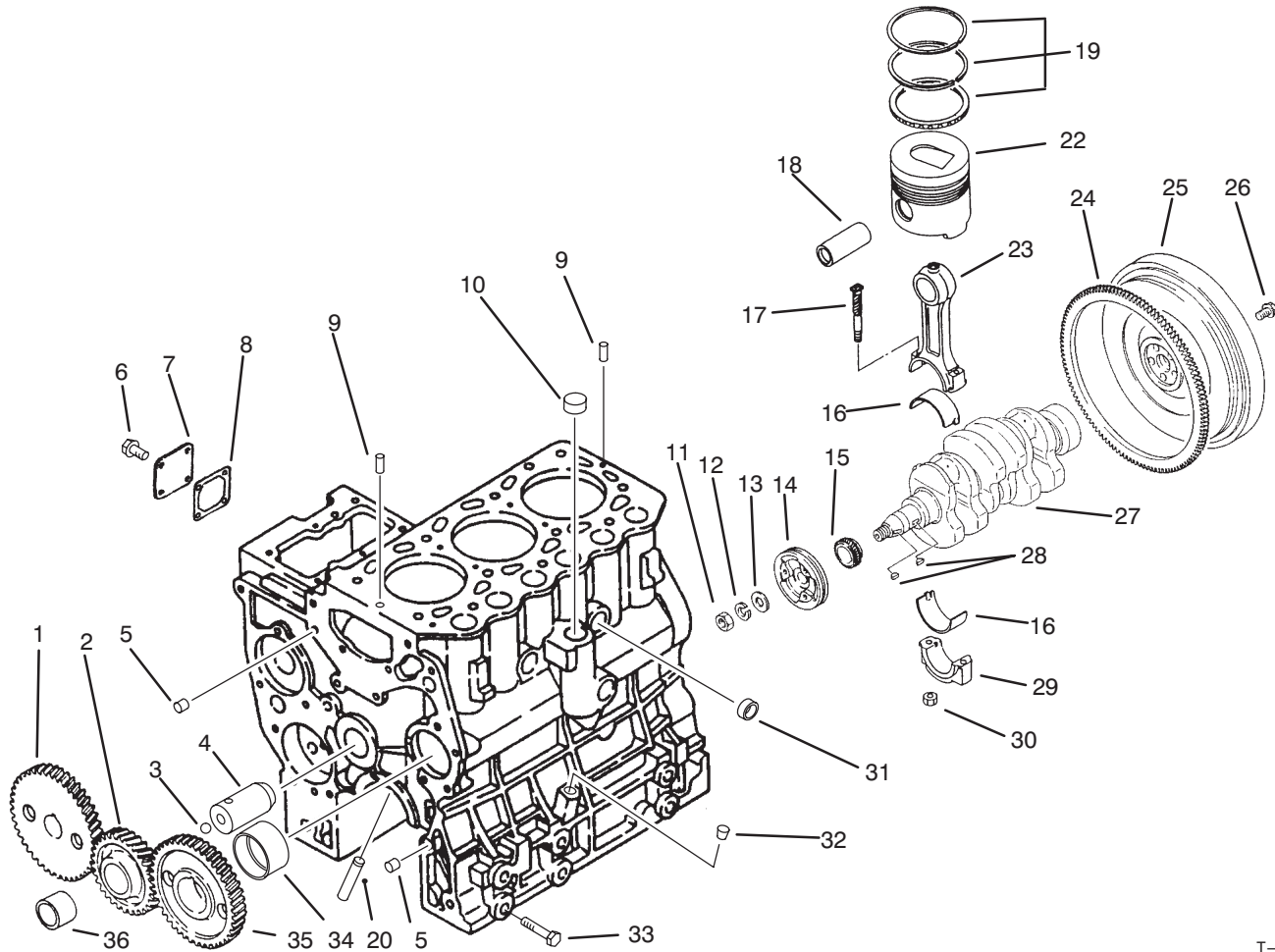
*Not Illustrated



ENGINE INSTALLATION ASSEMBLY (Continued)

Ref. No.	Part No.	Description	No. Used
45	93-0095	Bracket – Eng. Front	2
46	53-9680	Mount – Engine	2
47	322-6	Screw – Cap Hex. Hd.	8
48	93-0051	Bracket – Engine L.H. Front	1
49	3255-9	Washer – Lock E.T.L.W.	1
50	3256-24	Washer – Flat	4
51	2412-71	Clamp – R	1
52	93-0054	Bracket W.A. – Fan	1
53	27-9560	Spacer	1
54	3296-59	Nut – Lock	1
55	93-0043	Bracket – Fan Idler	1
56	93-0062	Belt – V	1

Ref. No.	Part No.	Description	No. Used
57	323-7	Screw – Cap Hex. Hd.	1
58	63-8140	Pulley – Idler	1
59	32149-1	Nut – Lock	1
60	3253-4	Washer – Lock	4
61	322-2	Screw – Cap Hex. Hd.	4
62	93-0074	Support – Cable	1
63	3296-42	Nut – Lock	1
64	42-9300	Screw – Cap Hex. Hd.	1
65	42-9600	Washer – Flat	1
66	3256-40	Washer – Flat	4
67	302-10	Fitting – Grease	1



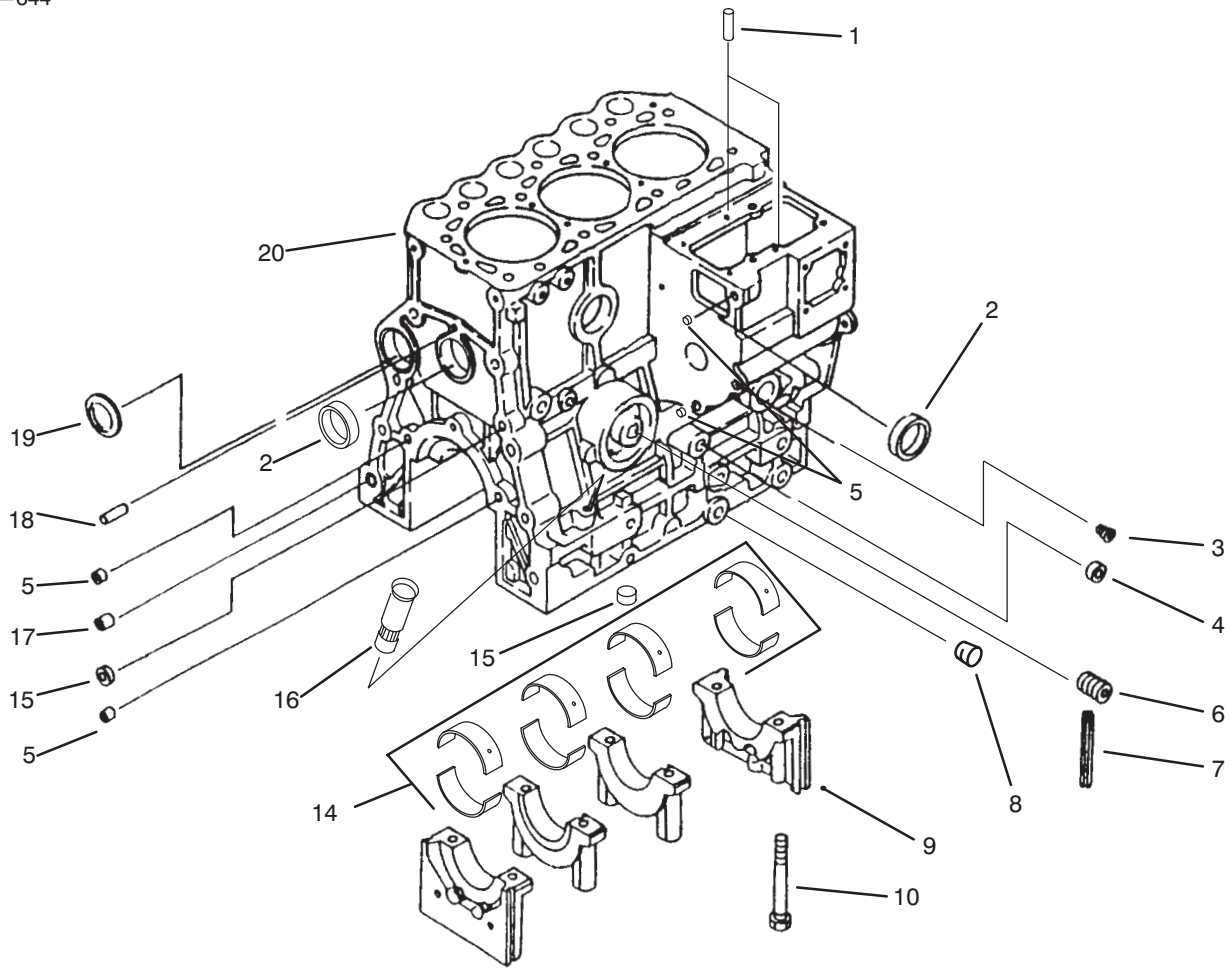
T-1892

TIMING GEAR, PISTON, FLYWHEEL & CRANKSHAFT

Ref. No.	Part No.	Description	No. Used
1	93-3351	Gear - Pump, Injection	1
2	93-3352	Assembly - Idler, Gear (Incl. Ref. #36)	1
3	93-3364	Ball - Steel	1
4	93-3363	Assembly - Shaft, Idler (Incl. Ref. #3)	1
5	42-7190	Bushing	2
6	42-9440	Bolt W/Washer	4
7	93-3360	Cover	1
8	93-3361	Gasket - Cover	1
9	93-3365	Pin - Dowel	2
10	93-3366	Cap - Sealing	1
11	93-3356	Nut	1
12	93-3355	Washer - Spring	1
13	42-9810	Washer - Plain	1
14	93-3357	Pulley - Crankshaft	1
15	93-3359	Gear - Crankshaft	1
16	93-3370	Bearing - Con-Rod	6
17	93-3373	Bolt - Connecting	6
18	93-3374	Pin - Piston	3
19	93-3375	Ring Set - Piston	3
20	93-3596	Pipe - Oil Inlet	3

Ref. No.	Part No.	Description	No. Used
22	93-3376	Piston - Std.	3
*	93-3377	Piston - O.S. 0.25	3
*	93-3378	Piston - O.S. 0.50	3
23	93-3371	Asm. - Rod, Connecting (Incl. Ref. #16, 17 & 29-30)	3
24	43-1810	Ring - Gear	1
25	93-3358	Assembly - Sub, Flywheel (Incl. Ref. #24)	1
26	54-8670	Bolt	4
27	93-3354	Crankshaft	1
28	42-7730	Key - Woodruff	2
29		Cap - Rod, Connecting	3
30	93-3372	Nut	6
31	93-3369	Cap - Sealing	2
32	93-3367	Plug - Taper	1
33	93-3368	Bolt	4
34	93-3362	Bushing - Camshaft	1
35	93-3350	Gear - Camshaft	1
36	93-3353	Bushing - Idler	1
*	93-3379	Set - Ring, Piston O.S. 0.25	3
*	93-3380	Set - Ring, Piston O.S. 0.50	3

*Not Illustrated



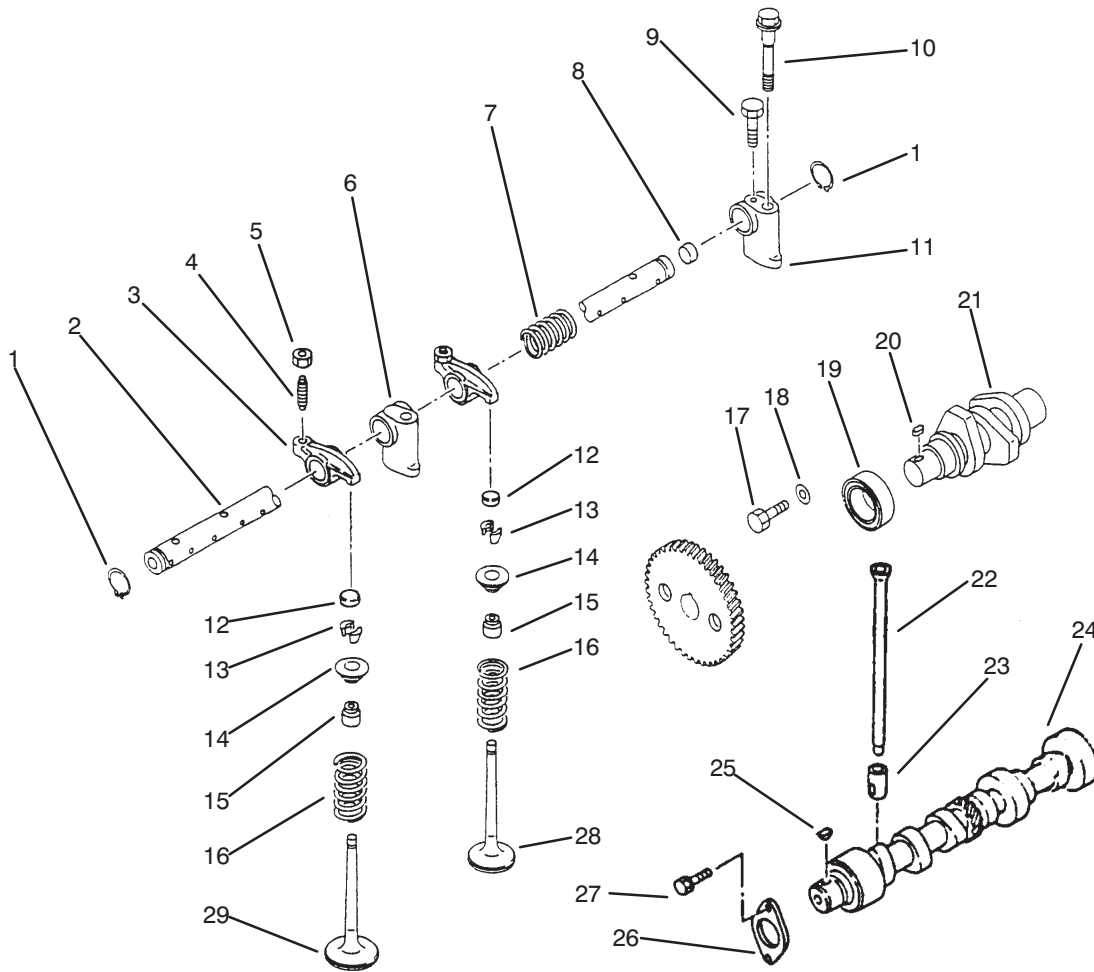
T-1893

CYLINDER BLOCK AND BEARING ASSEMBLY

Ref. No.	Part No.	Description	No. Used
1	56-0220	Pin - Dowel	2
2	93-3381	Cap - Sealing	2
3	67-2570	Plug - Taper	1
4	93-3382	Cap - Sealing	1
5	42-7180	Bushing	4
6	56-1230	Shaft	1
7	93-3383	Seal - Side	4
8	56-0100	Plug - Taper	1
9	93-3385	Cap - Metal	1
10	42-9210	Bolt - Cap, Bearing	8

Ref. No.	Part No.	Description	No. Used
14	93-3387	Bearing - Set Std.	1
*	93-3597	Bearing - Set U.S. 0.25 mm	1
*	93-3388	Bearing - Set U.S. 0.50 mm	1
*	93-3389	Bearing - Set U.S. 0.75 mm	1
15	93-3386	Cap - Sealing	3
16	72-6950	Retainer	1
17	42-7200	Bushing	1
18	42-7160	Pin - Dowel	1
19	42-7170	Plug - Expansion	1
20	93-3384	Cylinder Block Assembly (Incl. Ref. # 2, 9, & 10. Also #31, 32, & 34 on Page 36)	1

*Not Illustrated



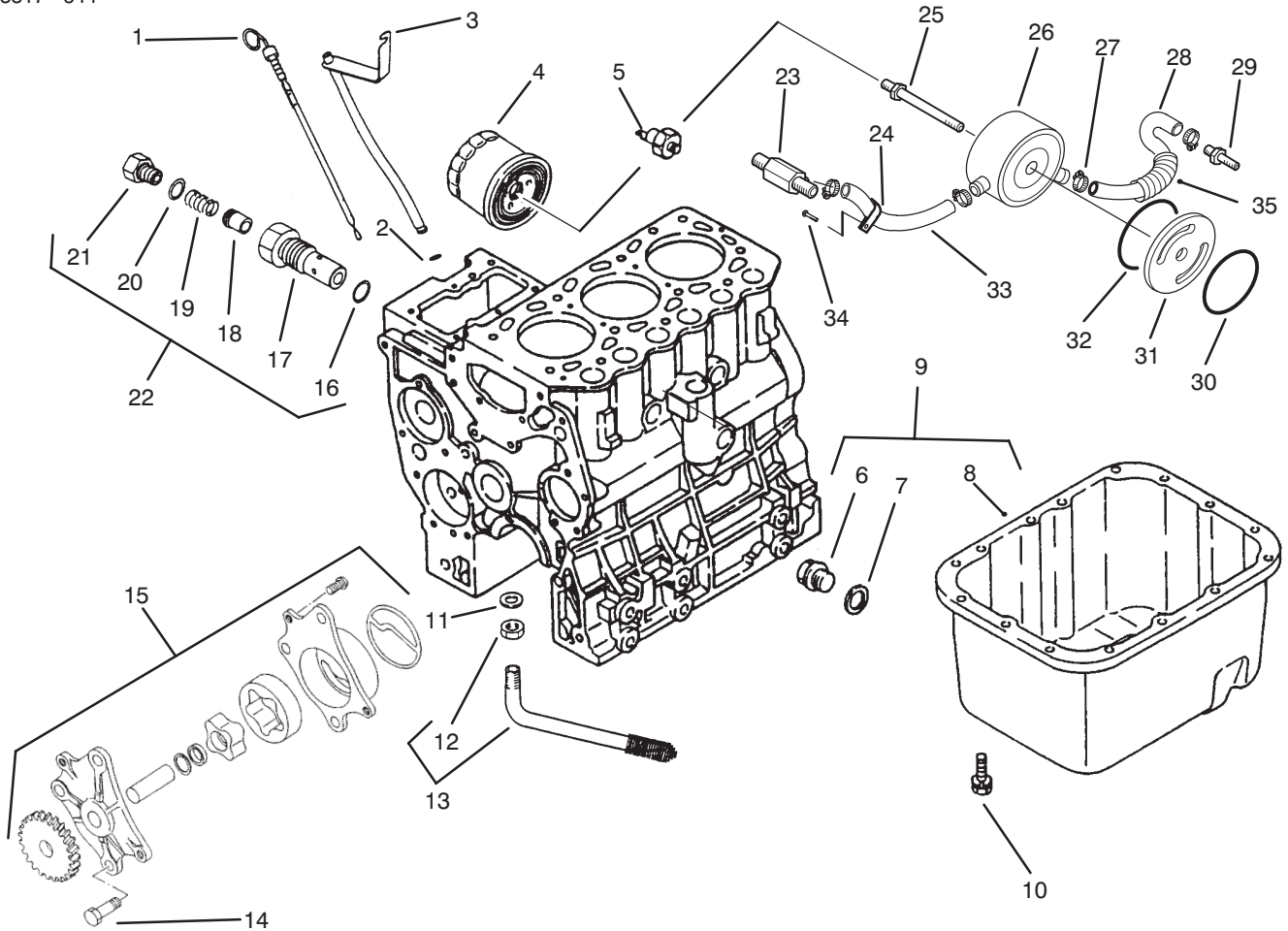
T-1894

VALVE, CAMSHAFT AND ROCKER ASSEMBLY

Ref. No.	Part No.	Description	No. Used
1	42-7990	Ring - Snap	2
2		Shaft - Rocker	1
3		Rocker	6
4	93-3401	Screw - Rocker	6
5	70-2970	Nut - Jam	6
6	93-3403	Bracket - Shaft, Rocker	2
7	93-3406	Spring - Rocker	2
8	93-3405	Cap - Sealing	2
9	93-3399	Bolt	1
10	93-3407	Bolt - Bracket, Rocker	3
11	93-3402	Bracket, Shaft, Rocker	1
12	93-3397	Cap - Valve	6
13	42-7860	Seal	6
14	67-3100	Retainer	6
15	92-1961	Seal	6
16	93-3396	Spring - Valve	6
17	93-3410	Bolt W/Washer	1
18	42-9820	Washer	1

Ref. No.	Part No.	Description	No. Used
19	93-3409	Bearing	1
20	42-7840	Key - Sunk	1
21	93-3408	Shaft - Pump, Fuel Inject.	1
22	93-3411	Rod - Push	6
23	42-7890	Tappet	6
24	93-3412	Camshaft	1
25	42-7730	key - Woodruff	1
26	60-7390	Plate - Thrust	1
27	67-2340	Bolt W/Washer	2
28	93-3395	Valve - Exhaust	3
29	93-3394	Valve - Inlet	3
*	93-3398	Asm. - Rocker & Shaft (Incl. Ref. #1-11)	1
*	93-3404	Assembly - Shaft (Incl. Ref. #2 & 8)	1
*	93-3400	Assembly - Rocker (Incl. Ref. #3-5)	1

*Not Illustrated



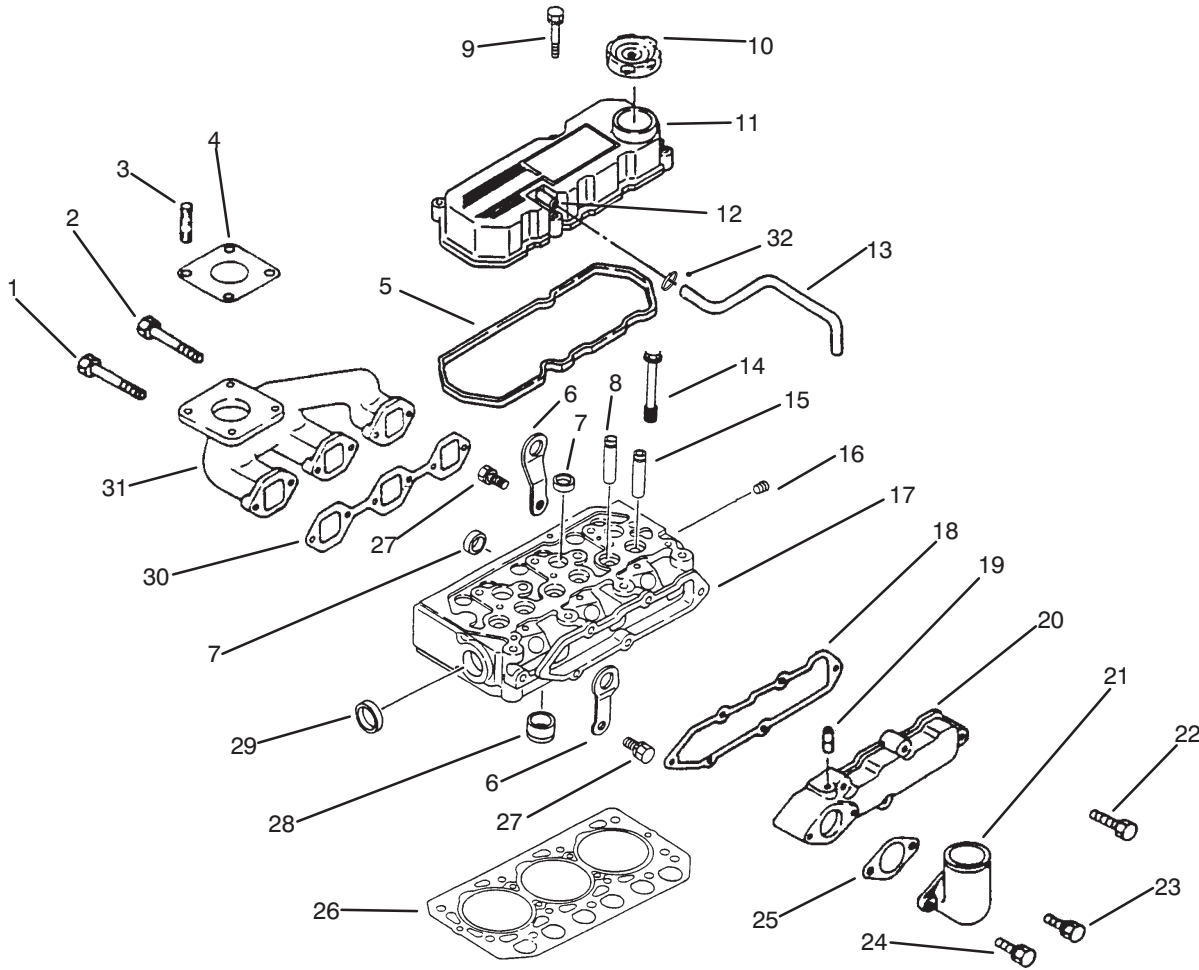
T-1895

OIL PAN, PUMP RELIEF VALVE

Ref. No.	Part No.	Description	No. Used
1	93-3418	Gauge - Level, Oil	1
2	42-8830	O-Ring	1
3	93-7013	Guide - Gauge, Oil Level	1
4	93-4295	Assembly - Filter, Oil	1
5	56-1310	Switch - Oil	1
6	92-1920	Plug - Drain	1
7	92-1921	Gasket - Plug, Drain	1
8		Pan - Oil	1
9	93-3422	Assembly - Pan, Oil (Incl. Ref. #6 - 8)	1
10	67-2340	Bolt W/Washer	15
11	93-3414	Gasket	1
12	48-1990	Nut - Jam	1
13	93-3413	Assembly - Strainer (Incl. Ref. #12)	1
14	93-3421	Bolt	3
15	93-3420	Assembly - Pump, Oil	1
16	93-3417	Gasket	1
17	93-3416	Housing	1
18	67-2500	Plunger	1

Ref. No.	Part No.	Description	No. Used
19	42-8930	Spring	1
20	42-7290	Gasket	1
21	67-2520	Plug	1
22	93-3415	Assembly - Valve, Relief (Incl. Ref. #16-21)	1
23	93-4291	Fitting - Pump, Water	1
24	93-4296	Clamp-R	1
25	93-4290	Connector - Cooler	1
26	93-4285	Cooler - Oil, Engine	1
27	93-4297	Clamp - Hose	4
28	93-4289	Hose - Cooler, Outlet	1
29	93-4288	Fitting - Block, Engine	1
30	93-4287	O-Ring	1
31	93-4284	Spacer - Cooler, Engine	1
32	93-4286	O-Ring	1
33	93-4294	Hose - Cooler, Inlet	1
34	42-9440	Bolt with Washer	1
35	93-4292	Cover - Spiral Tube	1
*	93-3599	Gasket - Liquid (for Oil Pan)	1

* Not Illustrated.



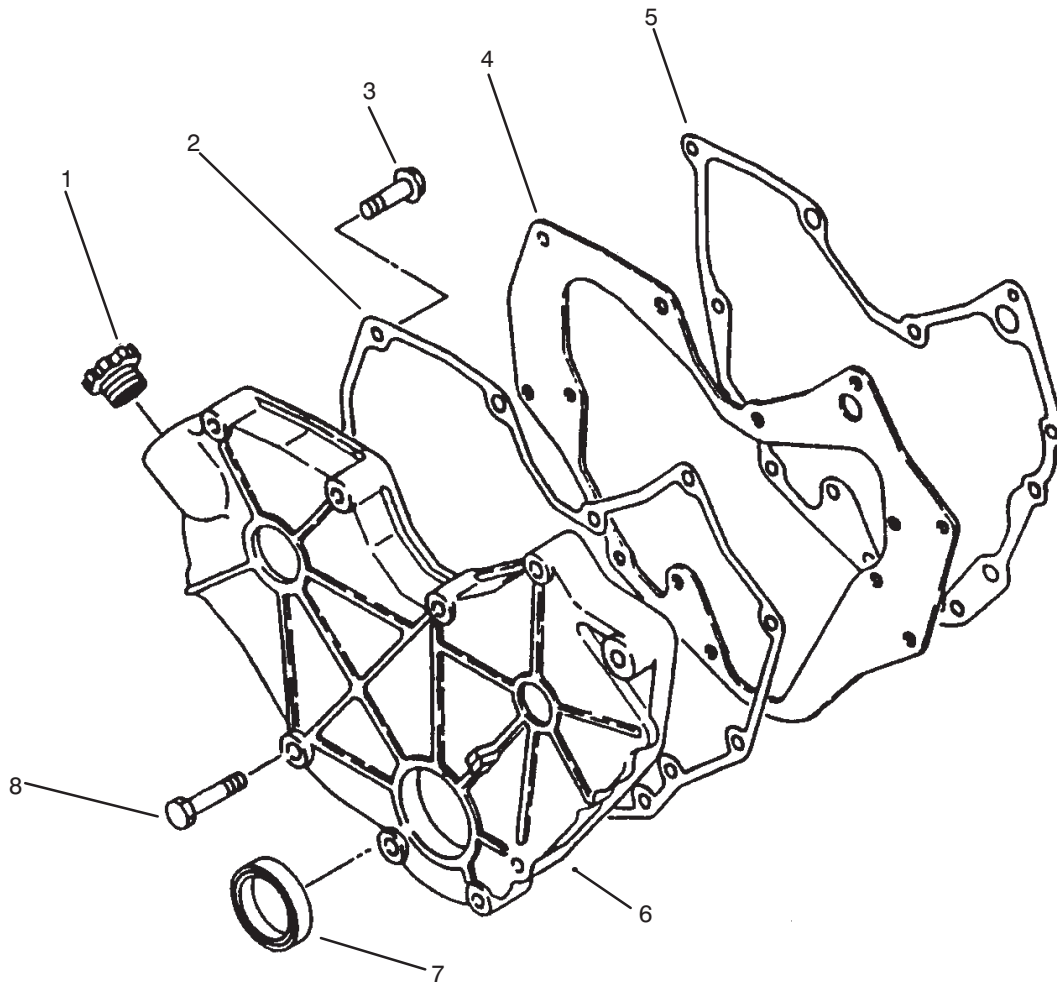
T-1896

CYLINDER HEAD, MANIFOLD & COVER ASSEMBLY

Ref. No.	Part No.	Description	No. Used
1	67-4580	Bolt	2
2	60-7280	Bolt	4
3	42-9570	Stud	4
4	93-3423	Gasket	1
5	93-3424	Gasket - Cover, Rocker	1
6	42-7440	Hanger - Engine	2
7	42-7080	Cap - Sealing	5
8	93-3425	Guide - Valve, In	3
9	93-3435	Bolt W/Washer	4
10	42-7420	Cap - Oil	1
11	93-3433	Assy. - Cover, Rocker (Ref. #12)	1
12	42-7510	Pipe	1
13	93-3594	Hose - Breather	1
14	93-3426	Bolt - Head, Cylinder	11
15	93-3427	Guide - Valve	3
16	67-2570	Plug - Taper	1

Ref. No.	Part No.	Description	No. Used
17	93-3428	Cylinder Head Assembly (Ref. #7, 8, 15, 28 & 29)	1
18	93-3434	Gasket - Cover, Inlet	1
19	93-3598	Cap - Sealing	1
20	93-3438	Assy. - Cover, Inlet (Ref. #19)	1
21	93-3440	Pipe - Inlet	1
22	92-2143	Bolt W/Washer	5
23	93-3442	Bolt W/Washer	1
24	93-3443	Bolt W/Washer	1
25	93-3441	Gasket - Pipe, Inlet	1
26	93-3431	Gasket - Head, Cylinder	1
27	93-3432	Bolt W/Washer	2
28	93-3430	Jet - Combustion	3
29	93-3429	Cap - Sealing	1
30	93-3436	Gasket - Exhaust	1
31	93-3437	Asm. - Manifold, Exhaust	1
32	93-3595	Clip - Hose	1

*Not Illustrated

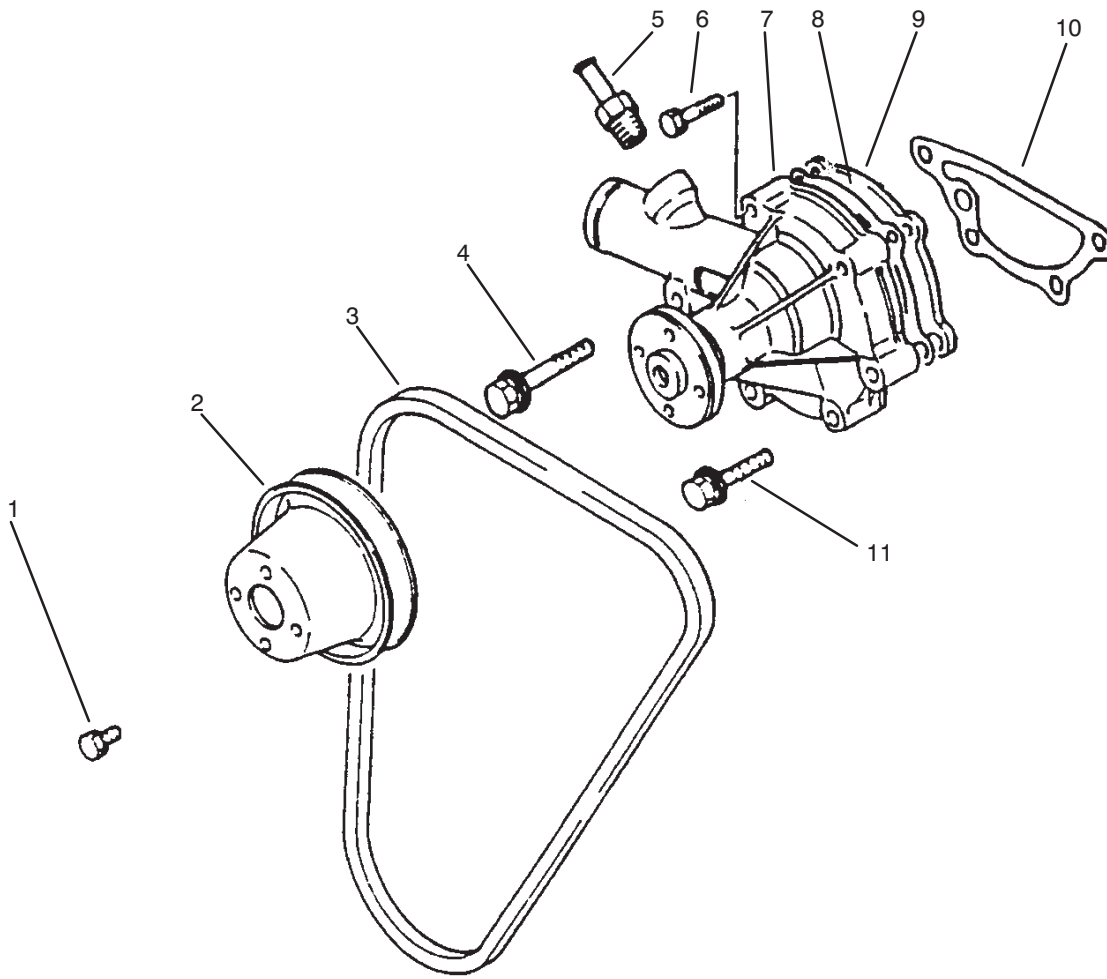


T-1897

TIMING GEAR CASE

Ref. No.	Part No.	Description	No. Used
1	93-3444	Cap - Filler	1
2	93-3445	Gasket - Gear	1
3	67-2340	Bolt W/Washer	7
4	93-3446	Plate - Front	1

Ref. No.	Part No.	Description	No. Used
5	93-3447	Gasket - Plate, Front	1
6	93-3448	Case - Gear	1
7	42-7390	Seal - Oil	1
8	93-3449	Bolt	8

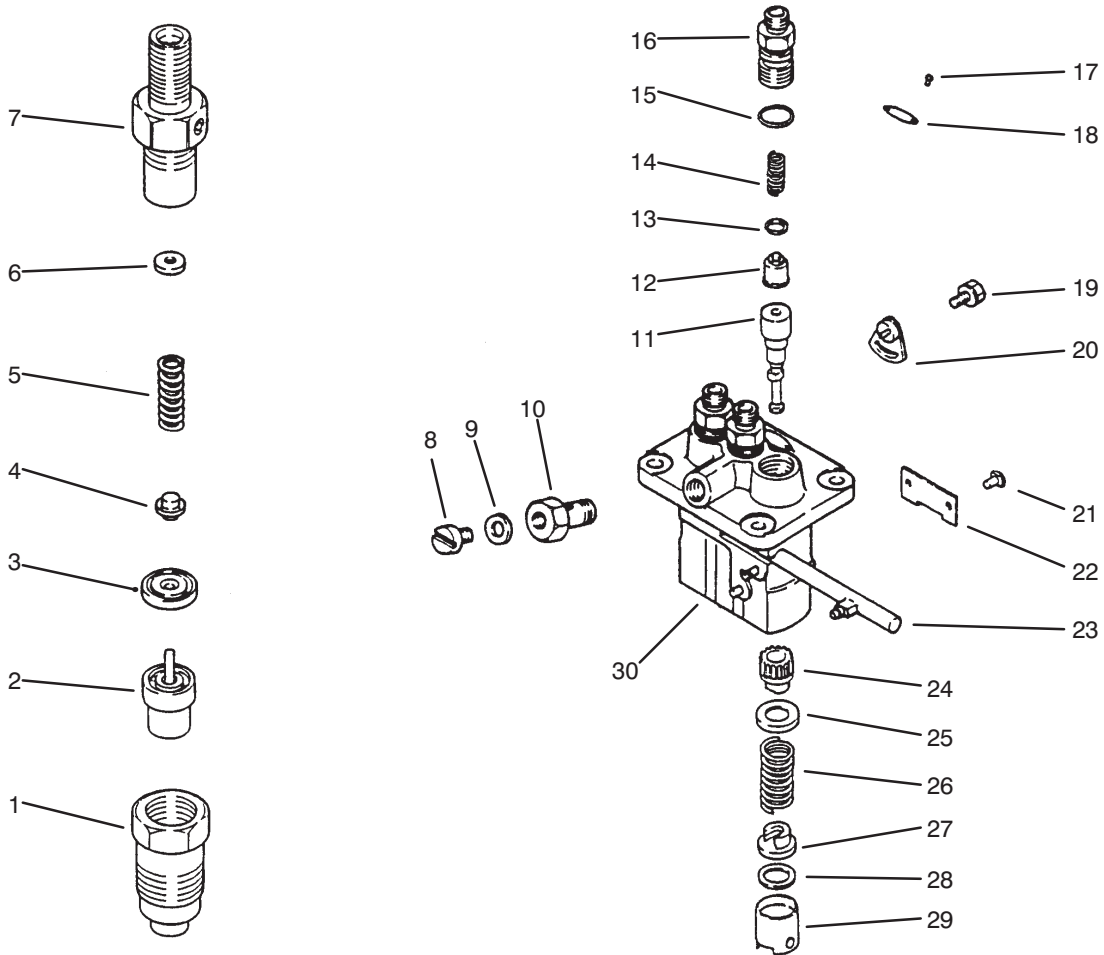


T-1898

WATER PUMP ASSEMBLY

Ref. No.	Part No.	Description	No. Used
1	93-3459	Bolt W/Washer	4
2	93-3458	Pulley - Pump, Water	1
3	93-3460	V-Belt	1
4	93-3456	Bolt W/Washer	3
5	93-3452	Joint	1
6	93-3451	Bolt W/Washer	2

Ref. No.	Part No.	Description	No. Used
7	93-3450	Assembly - Pump, Water (Incl. Ref. #5-6 & 8-9)	1
8	93-3453	Gasket	1
9	93-3454	Plate	1
10	93-3455	Gasket - Pump, Water	1
11	93-3457	Bolt W/Washer	1



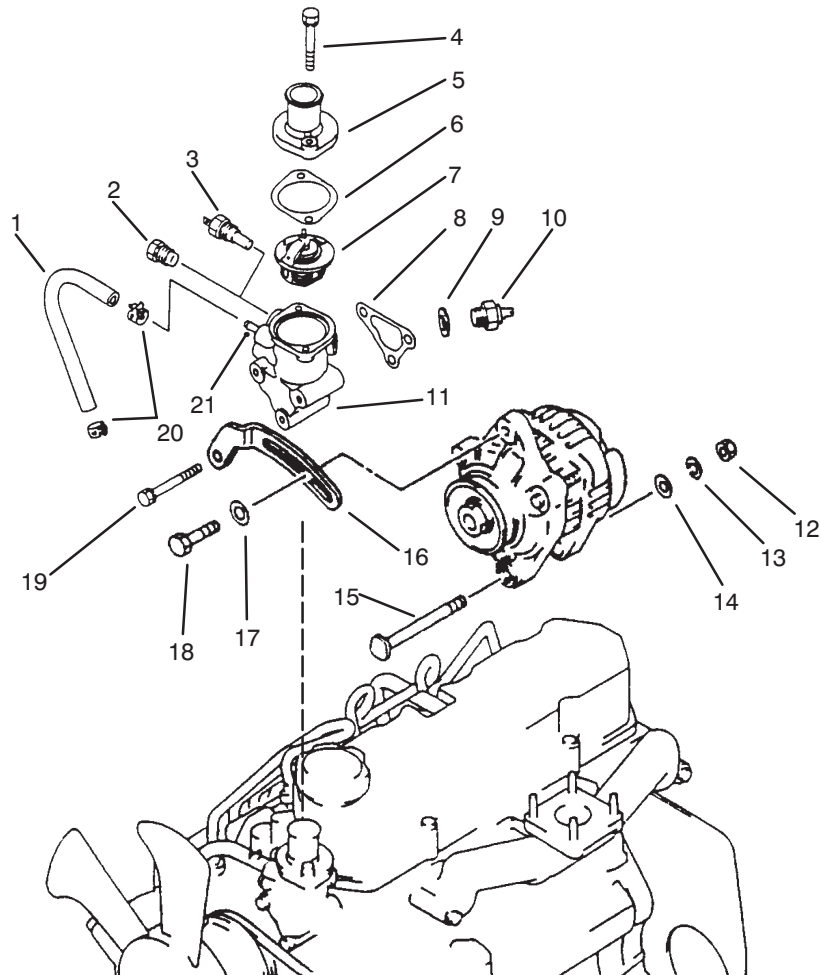
T-1899

FUEL INJECTION PUMP ASSEMBLY

Ref. No.	Part No.	Description	No. Used
1	72-0270	Nut - Retaining	3
2	93-3503	Assembly - Nozzle	3
3	72-0280	Piece - Distance	3
4	93-3502	Pin - Pressure	3
5	93-3501	Spring - Pressure	3
6	93-3491	Washer - 1.25 mm	A/R
*	93-3492	Washer - 1.3 mm	A/R
*	93-3493	Washer - 1.35 mm	A/R
*	93-3494	Washer - 1.4 mm	A/R
*	93-3495	Washer - 1.45 mm	A/R
*	93-3496	Washer - 1.5 mm	A/R
*	93-3497	Washer - 1.55 mm	A/R
*	93-3498	Washer - 1.6 mm	A/R
*	93-3499	Washer - 1.65 mm	A/R
*	93-3500	Washer - 1.7 mm	A/R
7	93-3490	Assembly - Sub, Body	3
8	93-3480	Screw - Bleeder, Air	1
9	93-3481	Washer - Union, Pipe	1
10	93-3479	Screw - Hollow	1
11	93-3467	Assembly - Sub, Element	3
12	93-3466	Assembly - Sub, Valve	3
13	93-3465	Gasket - Delivery, Valve	3
14	93-3464	Spring - Delivery, Valve	3
15	93-3474	O-Ring	3
16	93-3463	Holder - Delivery, Valve	3
17	93-3488	Rivet	2

Ref. No.	Part No.	Description	No. Used
18	93-3487	Plate - Name	1
19	93-3478	Bolt - Washer Head	2
20	93-3477	Plate - Adjusting	2
21	93-3475	Pin - Guide, Tappet	3
22	93-3476	Plate	1
23	93-3472	Assembly - Control, Rack	1
24	93-3468	Sleeve - Control	3
25	93-3469	Seat - Spring, Upper	3
26	93-3470	Spring - Plunger	3
27	93-3473	Seat - Spring, Lower	3
28	70-3970	Plate - Shim .6 mm	A/R
*	70-4070	Plate - Shim .2 mm	A/R
*	70-4080	Plate - Shim .3 mm	A/R
*	70-4090	Plate - Shim .4 mm	A/R
*	70-4100	Plate - Shim .5 mm	A/R
*	93-3482	Plate - Shim .25 mm	A/R
*	93-3483	Plate - Shim .35 mm	A/R
*	93-3484	Plate - Shim .45 mm	A/R
*	93-3485	Plate - Shim .55 mm	A/R
*	93-3486	Plate - Shim .65 mm	A/R
29	93-3471	Assembly - Sub, Tappet	3
30	93-3462	Assembly - Sub, Housing	1
*	93-3461	Assembly - Pump, Fuel (Incl. Ref. #8-30)	1
*	93-3489	Assembly - Nozzle & Holder (Incl. Ref. #1-7)	1

*Not Illustrated

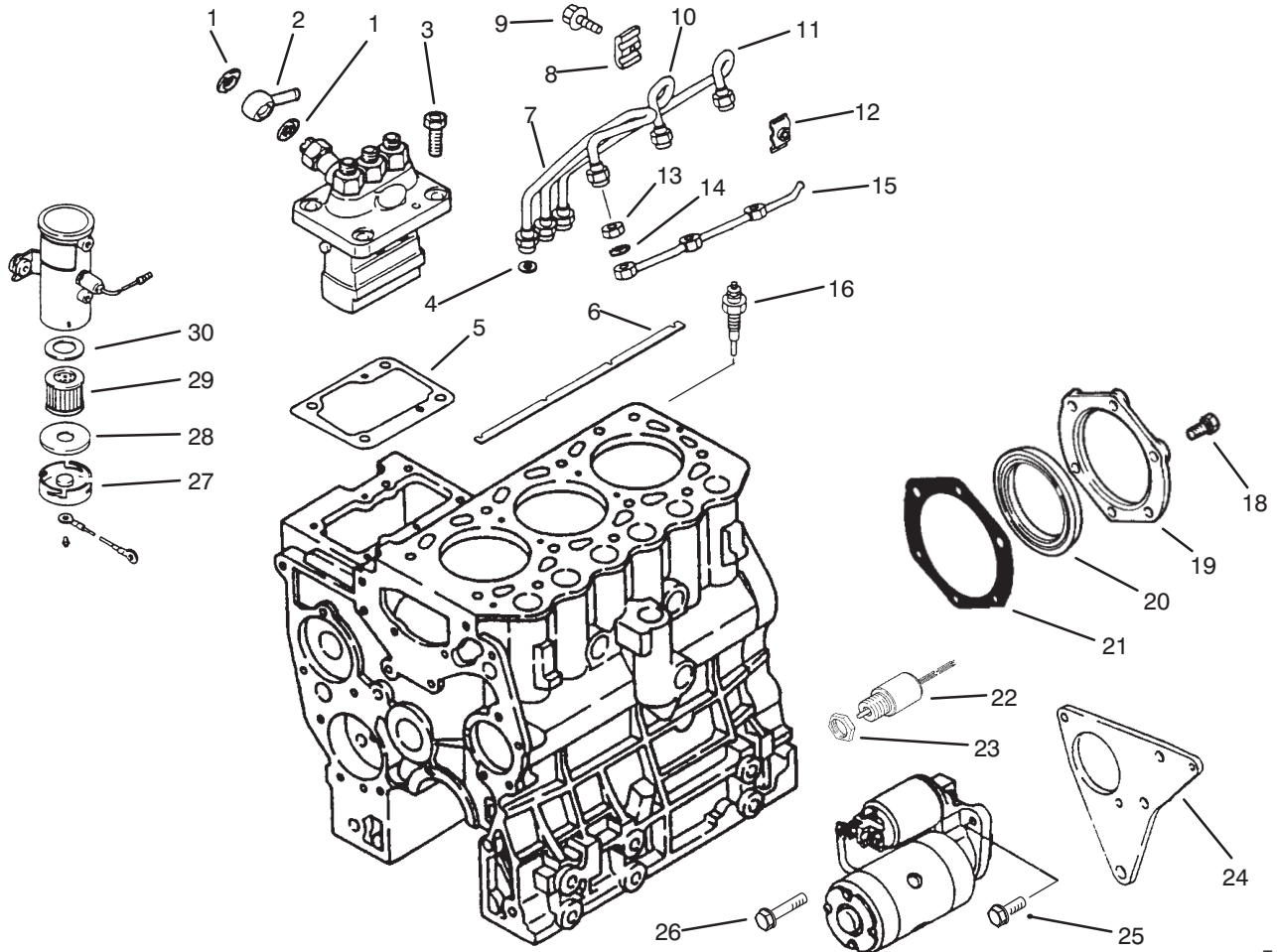


T-1900

THERMOSTAT AND ALTERNATOR MOUNT ASSEMBLY

Ref. No.	Part No.	Description	No. Used
1	93-3523	Assembly - Hose, Fuel (Incl. Ref. #20)	1
2	93-3528	Plug	1
3	93-3525	Gauge	1
4	56-2020	Bolt W/Washer	2
5	56-1360	Fitting - Outlet, Water	1
6	42-7550	Gasket	1
7	93-3524	Thermostat	1
8	93-3521	Gasket - Case, Thermostat	1
9	93-3527	Gasket	1
10	93-3526	Switch	1
11	93-3519	Assembly - Case, Therm. (Incl. Ref. #21)	1

Ref. No.	Part No.	Description	No. Used
12	93-3509	Nut	1
13	93-3510	Washer - Spring	1
14	93-3511	Washer - Plain	1
15	93-3512	Bolt - Alternator	1
16	93-3508	Plate - Adjusting	1
17	54-8660	Washer	1
18	67-4660	Bolt - Flange Head	1
19	93-3522	Bolt W/Washer	3
20	56-1400	Clip	2
21	93-3520	Pipe	1



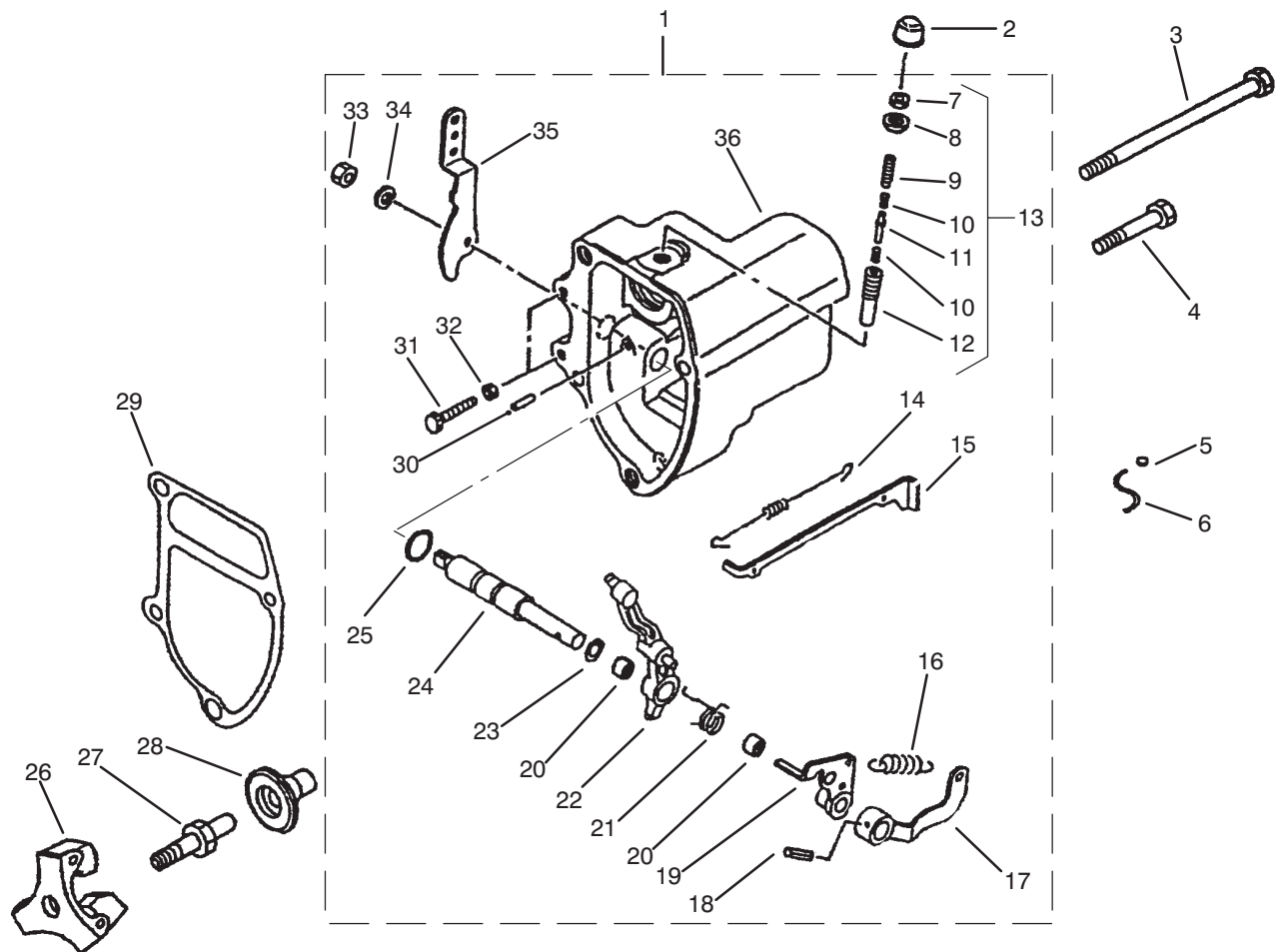
T-1901

FUEL AND STARTER SYSTEM ASSEMBLY

Ref. No.	Part No.	Description	No. Used
1	42-9830	Washer - Seal	2
2	93-3518	Nipple - Swivel	1
3	93-3517	Bolt	4
4	67-3390	Gasket - Holder	3
5	42-8010	Shim - 0.2 mm	A/R
*	42-8020	Shim - 0.3 mm	A/R
*	42-8030	Shim - 0.4 mm	A/R
*	42-8040	Shim - 0.5 mm	A/R
*	42-8050	Shim - 0.6 mm	A/R
*	42-8060	Shim - 0.7 mm	A/R
*	42-8070	Shim - 0.8 mm	A/R
*	42-8080	Shim - 0.9 mm	A/R
*	42-8090	Shim - 1.0 mm	A/R
6	93-3507	Plate - Connection	1
7	93-3513	Pipe - Injector No.1	1
8	56-0750	Clamp A	2
9	43-2860	Bolt W/Washer	2
10	93-3514	Pipe - Injector No.2	1
11	93-3515	Pipe - Injector No.3	1
12	56-0760	Clamp B	2

Ref. No.	Part No.	Description	No. Used
13	67-3430	Nut	3
14	67-3440	Gasket - Return, Fuel	3
15	93-3516	Pipe - Leak Off, Fuel	1
16	93-3506	Plug - Glow	3
18	93-3393	Bolt	5
19	93-3390	Case - Seal, Oil	1
20	93-3392	Seal - Oil	1
21	93-3391	Gasket - Seal, Oil	1
22	93-3504	Assembly - Solenoid	1
23	43-2750	Nut	1
24	93-3505	Bracket - Starter	1
25	42-9240	Bolt W/Washer	3
26	67-2440	Bolt W/Washer	2
27	43-2580	Magnet	1
28	43-2560	Gasket	1
29	43-2550	Filter	1
30	43-2570	Gasket	1
*	53-8150	Assembly - Pump, Electric (Incl. Ref. #27-30)	1

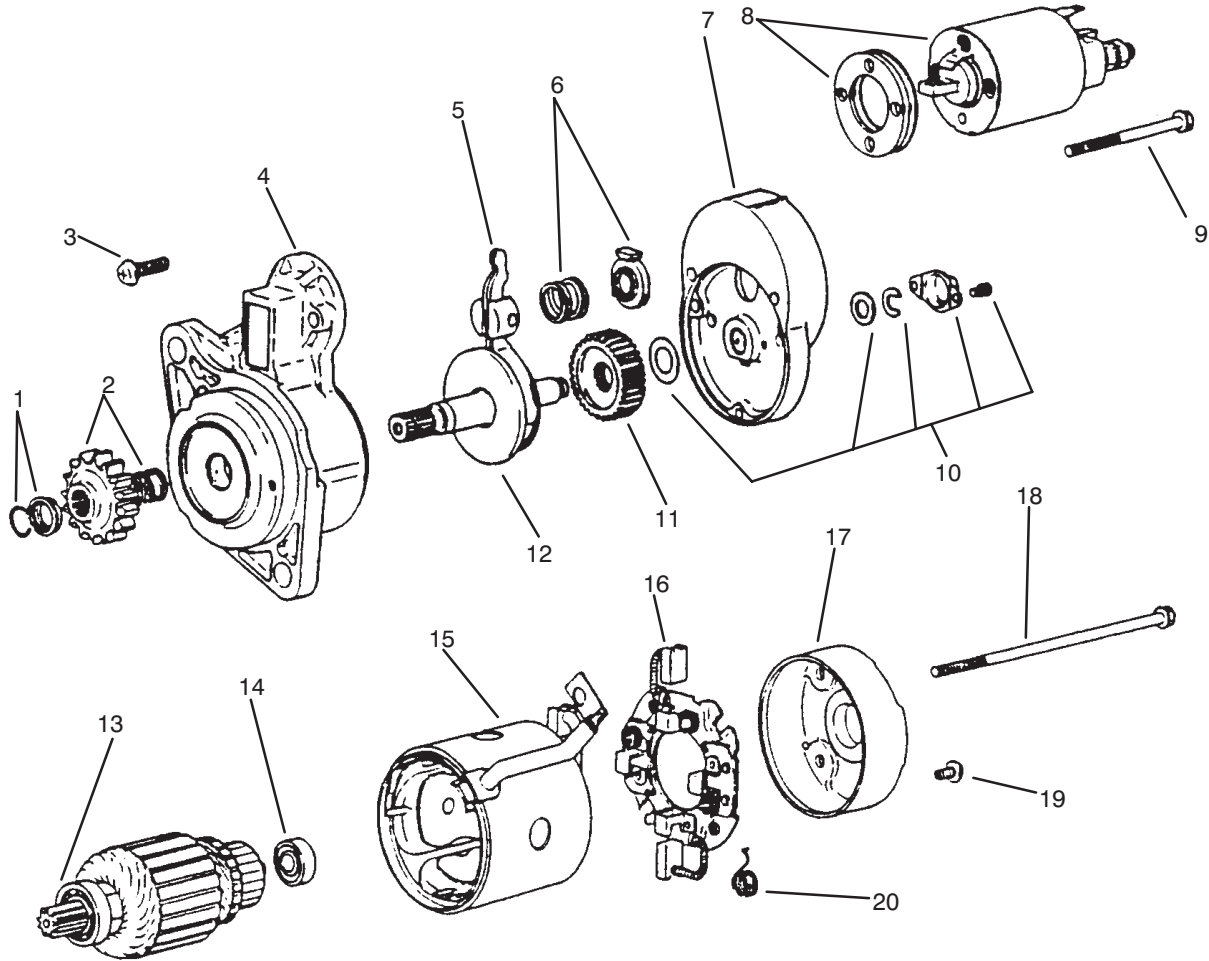
*Not Illustrated



T-1902

GOVERNOR

Ref. No.	Part No.	Description	No. Used	Ref. No.	Part No.	Description	No. Used
1	93-3529	Assembly - Case, Governor	1	19	93-3543	Lever - Tension	1
2	67-4240	Cap	1	20	42-7310	Bearing - Needle	2
3	93-3554	Bolt - Case, Governor	1	21	93-3538	Spring - Start	1
4	93-3553	Bolt	3	22	93-3544	Lever - Governor	1
5	42-8690	Metal	1	23	93-3539	Shim - Shaft, Governor	1
6	93-3552	Wire	1	24	93-3545	Shaft - Governor	1
7	67-4180	Nut	1	25	93-3531	O-Ring	1
8	67-4200	Nut	1	26	93-3549	Shaft - Sleeve, Sliding	1
9	67-4220	Screw - Adjusting	1	27	93-3550	Sleeve - Sliding	1
10	93-3537	Spring - Torque	2	28	93-3551	Weight	1
11	93-3536	Stopper	1	29	93-3548	Gasket - Case, Governor	1
12	67-4210	Case	1	30	42-8810	Pin - Grooved	1
13	93-3535	Spring Set - Torque (Incl. Ref. #7-12)	1	31	93-3533	Bolt - Speed Set	2
14	93-3547	Spring - Rod, Tie	1	32	67-4290	Nut	2
15	93-3546	Rod - Tie	1	33	93-3532	Nut - Jam	1
16	93-3534	Spring - Governor	1	34	67-3260	Washer - Spring	1
17	93-3542	Lever - Spring, Governor	1	35	93-3540	Lever - Speed	1
18	93-3530	Pin - Spring	1	36	93-3541	Case - Governor	1



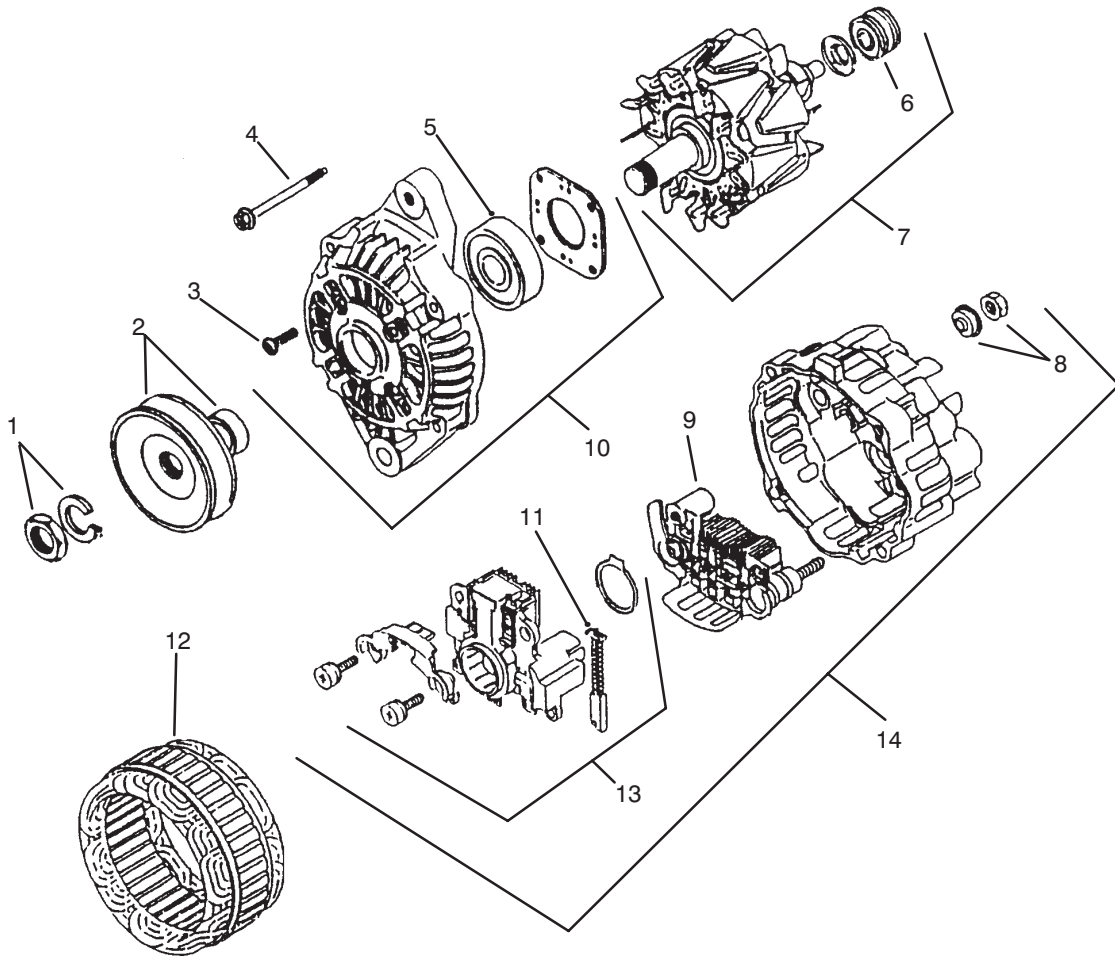
T-1903

STARTER ASSEMBLY

Ref. No.	Part No.	Description	No. Used
1	93-3576	Stopper Set	1
2	93-3567	Pinion Set (Incl. Ref. #1)	1
3	93-3556	Screw Set (Incl. Ref. #19)	1
4	93-3557	Assembly - Bracket, Front	1
5	93-3558	Assembly - Lever	1
6	93-3559	Spring Set	1
7	93-3560	Assembly - Bracket, Center	1
8	93-3561	Assembly - Switch	1
9	93-3572	Bolt Set	1
10	93-3570	Cover Set	1
11	93-3569	Gear	1
12	67-4790	Assembly - Shaft, Pinion	1
13	93-3563	Bearing - Front	1
14	93-3564	Bearing - Rear	1

Ref. No.	Part No.	Description	No. Used
15	93-3571	Assembly - Yoke	1
16	93-3573	Assembly - Holder (Incl. Ref. 20)	1
17	93-3575	Assembly - Bracket, Rear	1
18	93-3565	Bolt Set	2
19	93-3556	Screw	1
20	93-3574	Spring - Brush	4
21	93-3568	Gear Set (Incl. Ref. #11-12)	1
*	93-3566	Assembly - Shaft, Clutch (Incl. Ref. #2, 10 & 21)	1
*	93-3562	Armature Set (Incl. Ref. #13-14)	1
*	93-3555	Assembly - Starter (Incl. Ref. #1-21)	1

*Not Illustrated



T-1904

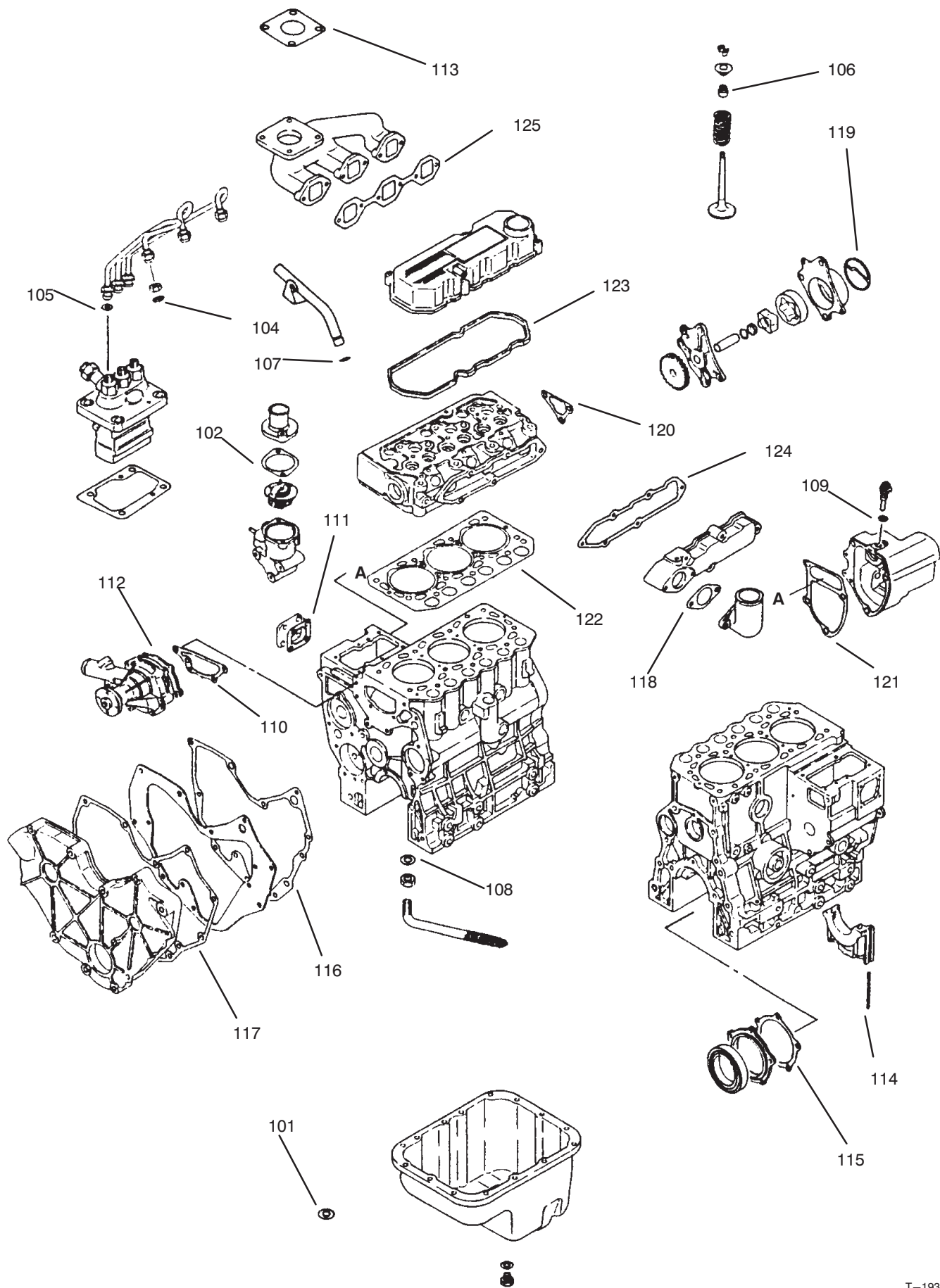
ALTERNATOR ASSEMBLY

Ref. No.	Part No.	Description	No. Used
1	93-3578	Nut - Set	1
2	93-3579	Assembly - Pulley	1
3	93-3582	Screw Set	1
4	93-3580	Bolt Set	1
5	93-3583	Bearing - Front	1
6	93-3585	Bearing - Rear	1
7	93-3584	Assembly - Rotor	1
8	93-3591	Nut - Set	1

Ref. No.	Part No.	Description	No. Used
9	93-3590	Assembly - Rectifier	1
10	93-3581	Assembly - Bracket, Front	1
11	93-3589	Brush	2
12	93-3586	Assembly - Stator	1
13	93-3588	Regulator Set	1
14	93-3587	Assembly - Bracket, Rear	1
*	93-3577	Assembly - Alternator (Incl. Ref. #1-14)	1

*Not Illustrated

OVERHAUL GASKET KIT

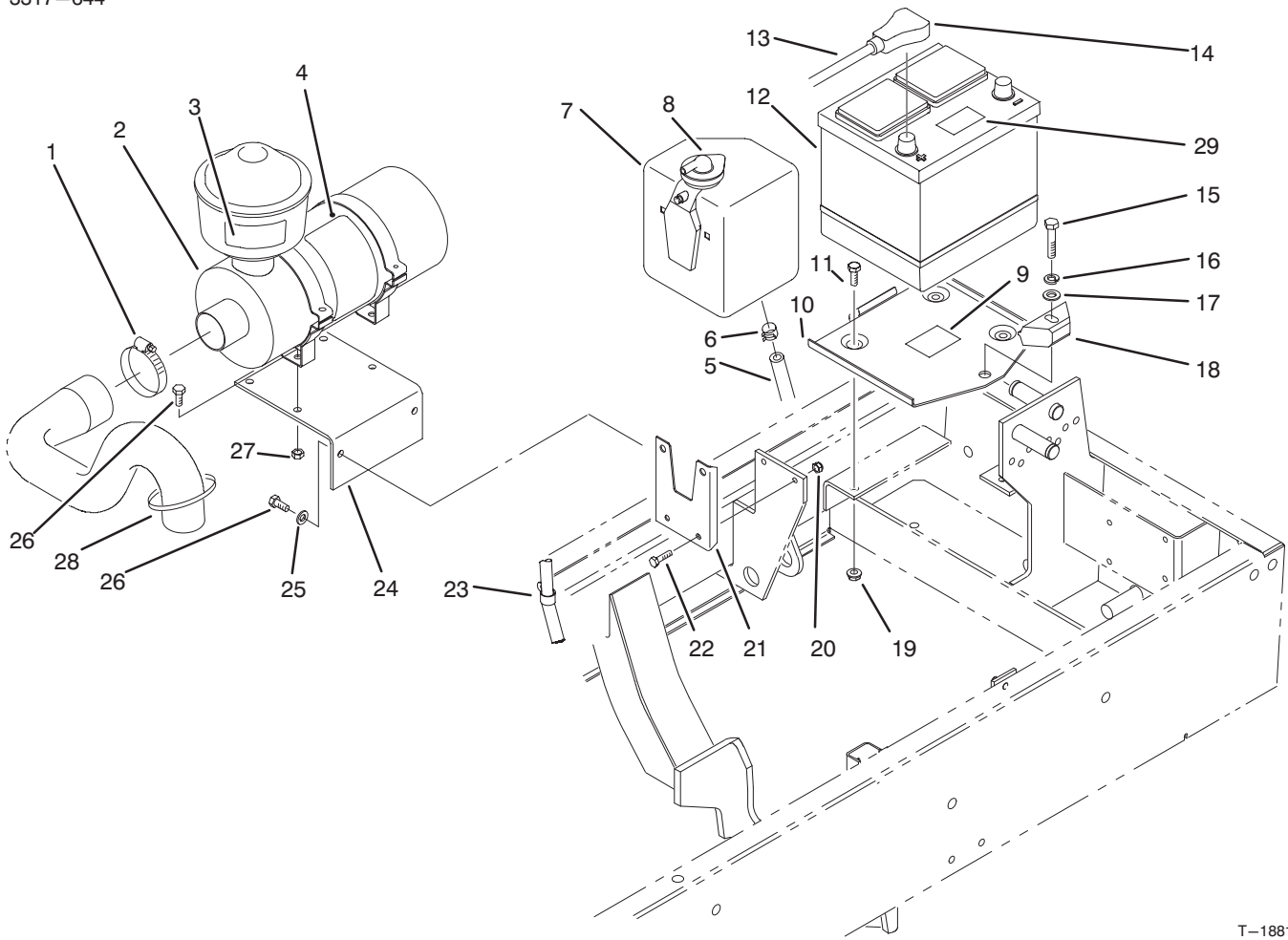


OVERHAUL GASKET KIT

Ref. No.	Part No.	Description	No. Used
101	93-3417	Gasket	1
102	42-7550	Gasket	1
104	67-3440	Gasket - Fuel Return	3
105	67-3390	Gasket - Holder	3
106	92-1961	Seal - Valve Stem	6
107	42-8830	O-Ring	1
108	93-3414	Gasket	1
109	93-3527	Gasket	1
110	93-3455	Gasket - Water Pump	1
111	93-3361	Gasket - Tie Rod Cover	1
112	93-3453	Gasket - Water Pump	1
113	93-3423	Gasket	1
114	93-3383	Seal - Side	4

Ref. No.	Part No.	Description	No. Used
115	93-3391	Gasket - Oil Seal Case	1
116	93-3447	Gasket - Front Plate	1
117	93-3445	Gasket - Gear	1
118	93-3441	Gasket - Inlet Pipe	1
119	93-3593	Packing - Body	1
120	93-3521	Gasket - Thermo Case	1
121	93-3548	Gasket - Governor Case	1
122	93-3431	Gasket - Cylinder Head	1
123	93-3424	Gasket - Rocker	1
124	93-3434	Gasket - Inlet Cover	1
125	93-3436	Gasket - Exhaust	1
*	93-3592	Kit- Gasket, Complete	1

*Not Illustrated



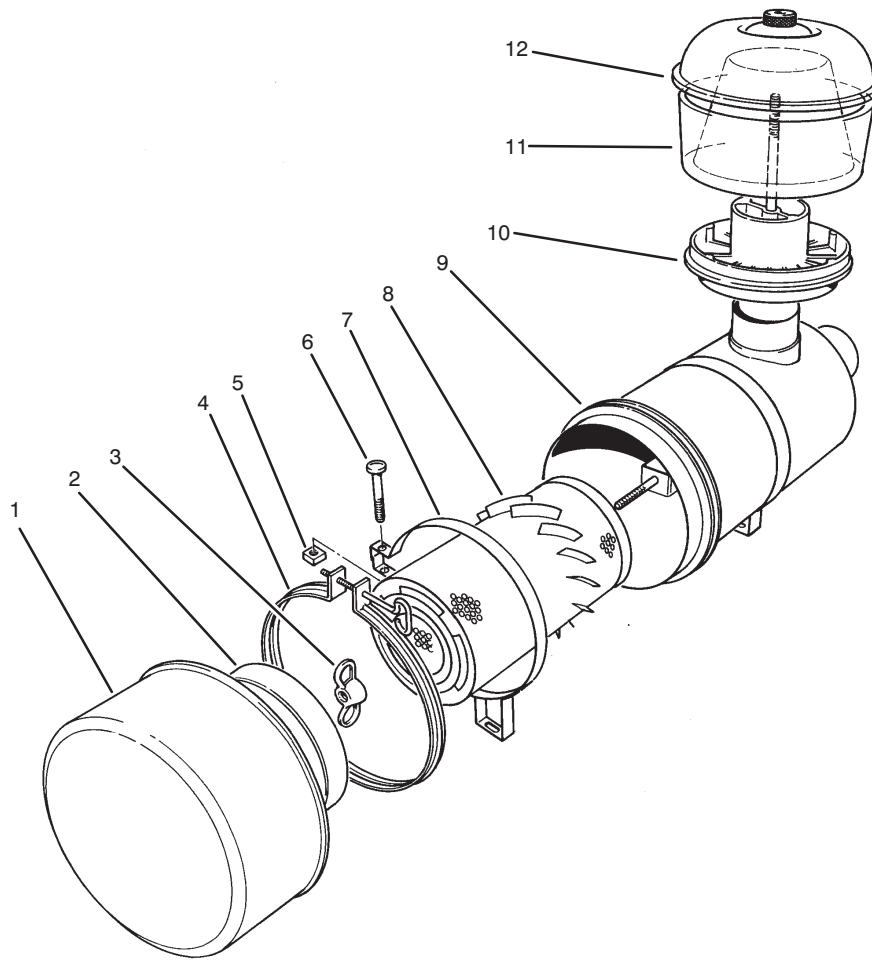
T-1881A

ENGINE COMPONENTS ASSEMBLY

Ref. No.	Part No.	Description	No. Used
1	2412-42	Clamp -- Hose	1
2	48-4220	Assembly -- Air Cleaner (Incl. Ref. #4)	1
‡3	83-9150	Decal -- Starting Fluid	1
3	93-6692	Decal -- Starting Fluid (Europe)	1
4	27-7160	Decal -- Instructions	1
4	93-8052	Decal -- Instructions (Europe)	1
5	75-2851	Hose -- Expansion Tank	1
6	92-2379	Clamp -- Hose	1
7	63-7380	Assembly -- Expansion Tank (Incl. Ref. #8)	1
8	71-1520	Cap -- Expansion Tank	1
9	93-6668	Decal -- Battery (Europe)	1
10	66-2330	Base -- Battery	1
11	322-4	Screw -- Cap Hex. Hd.	3
12		Battery (Type 26, 530 Amp.)	1

Ref. No.	Part No.	Description	No. Used
13	75-1370	Asm. -- Battery Cable (+) (Incl. Ref. #14)	1
14	28-1280	Boot -- Cable	1
15	323-9	Screw -- Cap Hex. Hd.	1
16	3253-21	Washer -- Lock	1
17	3256-24	Washer -- Flat	1
18	66-2490	Clamp -- Battery	1
19	32128-20	Nut -- Lock	3
20	32128-33	Nut -- Lock	2
21	75-4250	Bracket -- Expansion Tank	1
22	321-6	Screw -- Cap Hex. Hd.	2
23	2412-41	Clamp -- R	1
24	75-3140	Bracket -- Air Cleaner	1
25	3256-23	Washer -- Flat	2
26	322-3	Screw -- Cap Hex. Hd.	6
27	3296-29	Nut -- Lock	4
28	3290-378	Tie -- Cable	1
29	93-7276	Decal -- Danger (Europe)	1

‡For different language versions of this part, see International Parts Reference.



T-0126

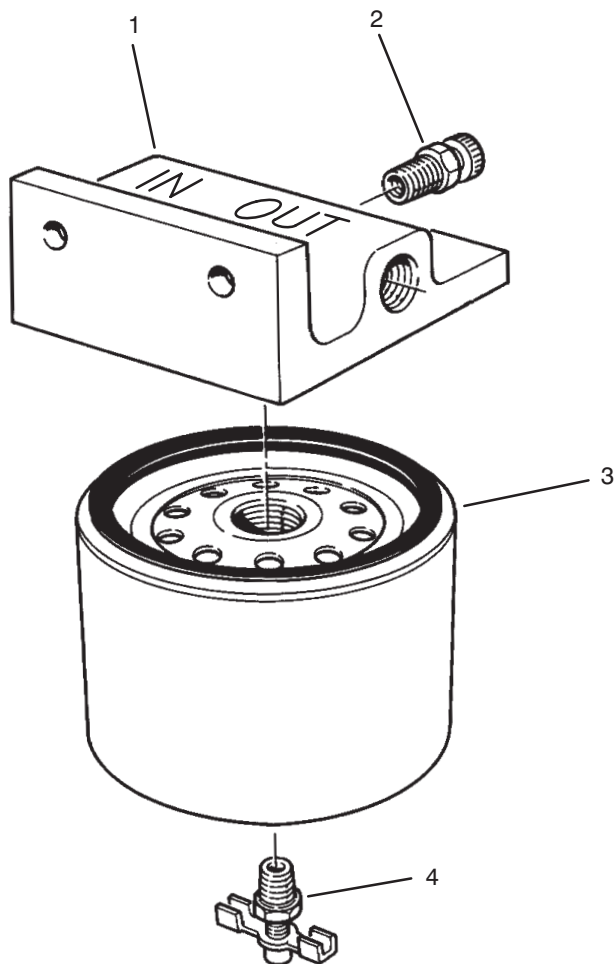
AIR CLEANER ASSEMBLY

Ref. No.	Part No.	Description	No. Used
1	27-7150	Assembly - Cup	1
2	27-7140	Baffle	1
3	27-7120	Nut	1
4	27-7130	Assembly - Clamp	1
5	32107-11	Nut-Square	2
6	3258-19	Screw - Machine	2
7	27-7170	Assembly - Band (Incl. Ref. #5 & 6)	2
8	27-7110	Assembly - Element	1

Ref. No.	Part No.	Description	No. Used
9†		Housing	1
10	62-6300	Assembly - Sleeve	1
11	33-1270	Bowl	1
12	33-1260	Assembly - Cover	1
*	48-7430	Assembly - Pre-Cleaner (Incl. Ref. #10-12)	1
*	48-4220	Assembly - Air Filter (Incl. Ref. #1-4, 8-9)	1
*	27-7220	Air Cleaner Soap	1

*Not Illustrated

†Not Serviceable Separately



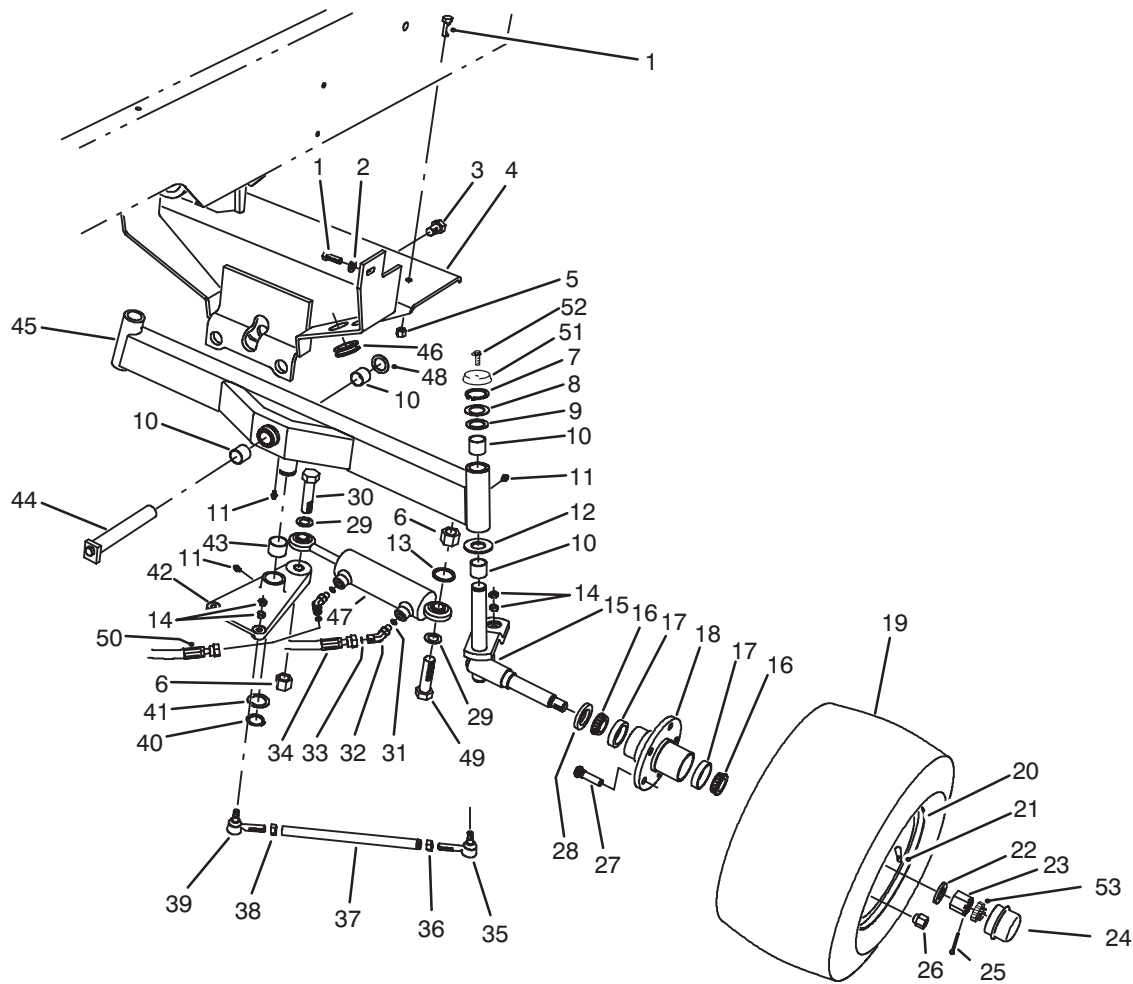
T-1934

FUEL FILTER ASSEMBLY

Ref. No.	Part No.	Description	No. Used
1	63-8280	Head-Filter, Fuel (Incl. Ref. #2)	1
2	63-8290	Vent-Air	1
3	63-8300	Element-Spin-On (Incl. Ref. #4)	1

Ref. No.	Part No.	Description	No. Used
4	63-8310	Valve-Drain	1
*	63-8300	Assembly - Fuel Filter	1

*Not Illustrated



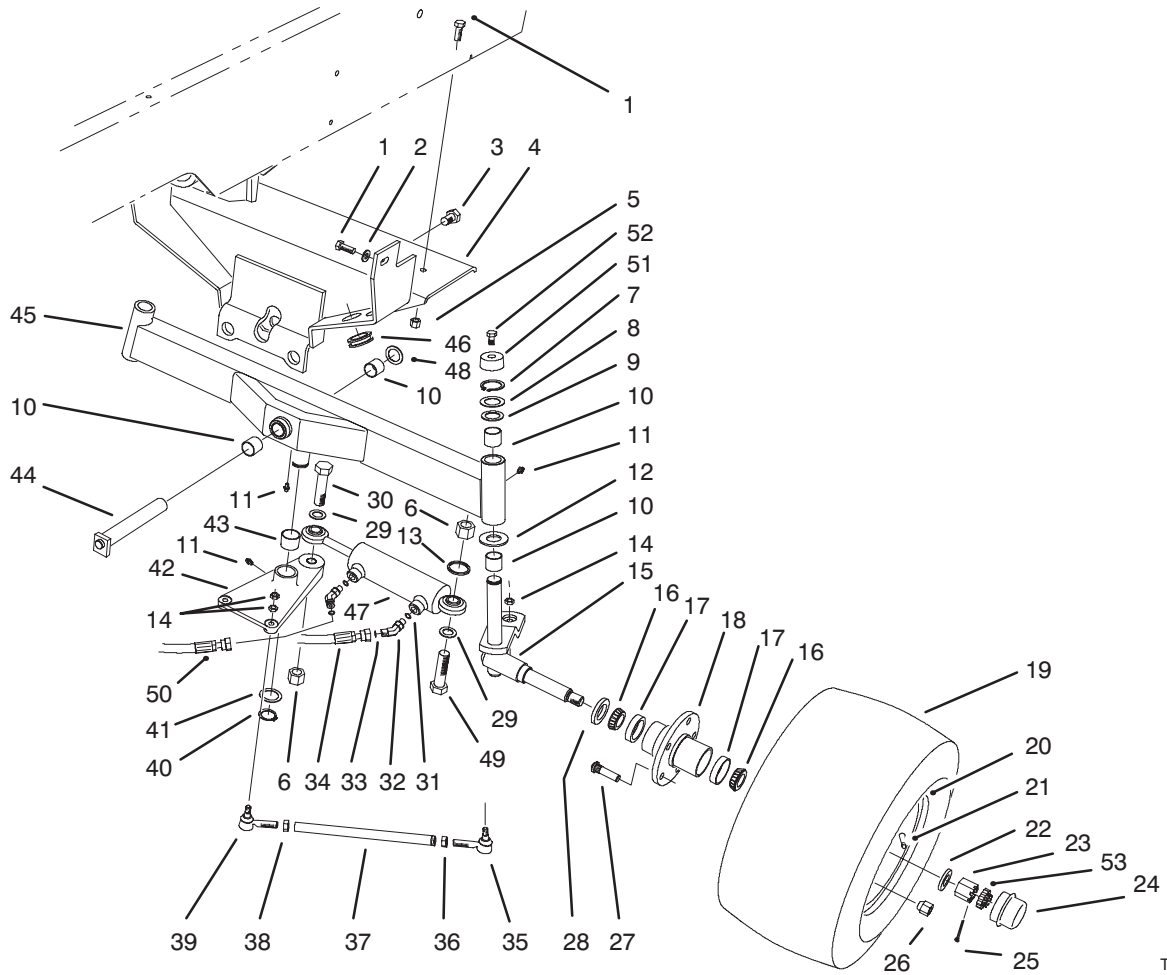
T-1915

REAR AXLE ASSEMBLY

Ref. No.	Part No.	Description	No. Used
1	323-7	Screw - Cap Hex. Hd.	4
2	3256-24	Washer - Flat	2
3	327-2	Screw - Cap Hex. Hd.	1
4	93-0064	Support - Rear Axle	1
5	3296-39	Nut - Lock	2
6	32153-6	Nut - Lock	2
7	32151-36	Ring - Retaining	2
8	5-1226	Washer - Shim	A/R
9	10-8110	Washer - Thrust	2
10	67-1751	Bushing - Sleeve	6
11	302-5	Fitting - Grease	4
12	256-121	Washer - Thrust	2
13	67-7250	Spacer - Cylinder	1
14	3220-3	Nut - Jam	8
15	93-7001	Spindle - Rear L.H.	1
*	93-7000	Spindle - Rear R.H.	1
16	254-94	Cone - Bearing	4
17	254-72	Cup - Bearing	4
18	21-2820	Hub - Rear Wheel	2
19	231-141	Tire	2
20	217-121	Rim	2
21	232-35	Stem - Valve	2
22	93-0309	Washer - Tab	2

Ref. No.	Part No.	Description	No. Used
23	3220-7	Nut - Jam	2
24	241-119	Cap - Dust	2
25	3272-13	Pin - Cotter	2
26	242-50	Nut - Lug	10
27	10-6830	Stud - Drive	10
28	253-129	Seal - Grease	2
29	67-9410	Washer - Thrust	2
30	328-25	Screw - Cap Hex. Hd.	1
31	237-78	O-Ring	2
32	340-103	Fitting - Hydraulic 45° (Incl. Ref. #31 & 33)	2
33	237-21	O-Ring	2
34	75-6220	Hose - Hydraulic	1
35	21-0140	Joint - Ball	2
36	3220-5	Nut - Jam	2
37	75-3130	Rod - Tie	2
38	3220-12	Nut - Jam L.H. Thread	2
39	21-0151	Joint - Ball L.H. Thread	2
40	32151-77	Ring - Retaining	1
41	76-2980	Washer - Thrust	1
42	75-4410	Assembly - Pivot Plate (Incl. Ref. #11 & 43)	1
43	76-2970	Bushing - Sleeve	2

*Not Illustrated

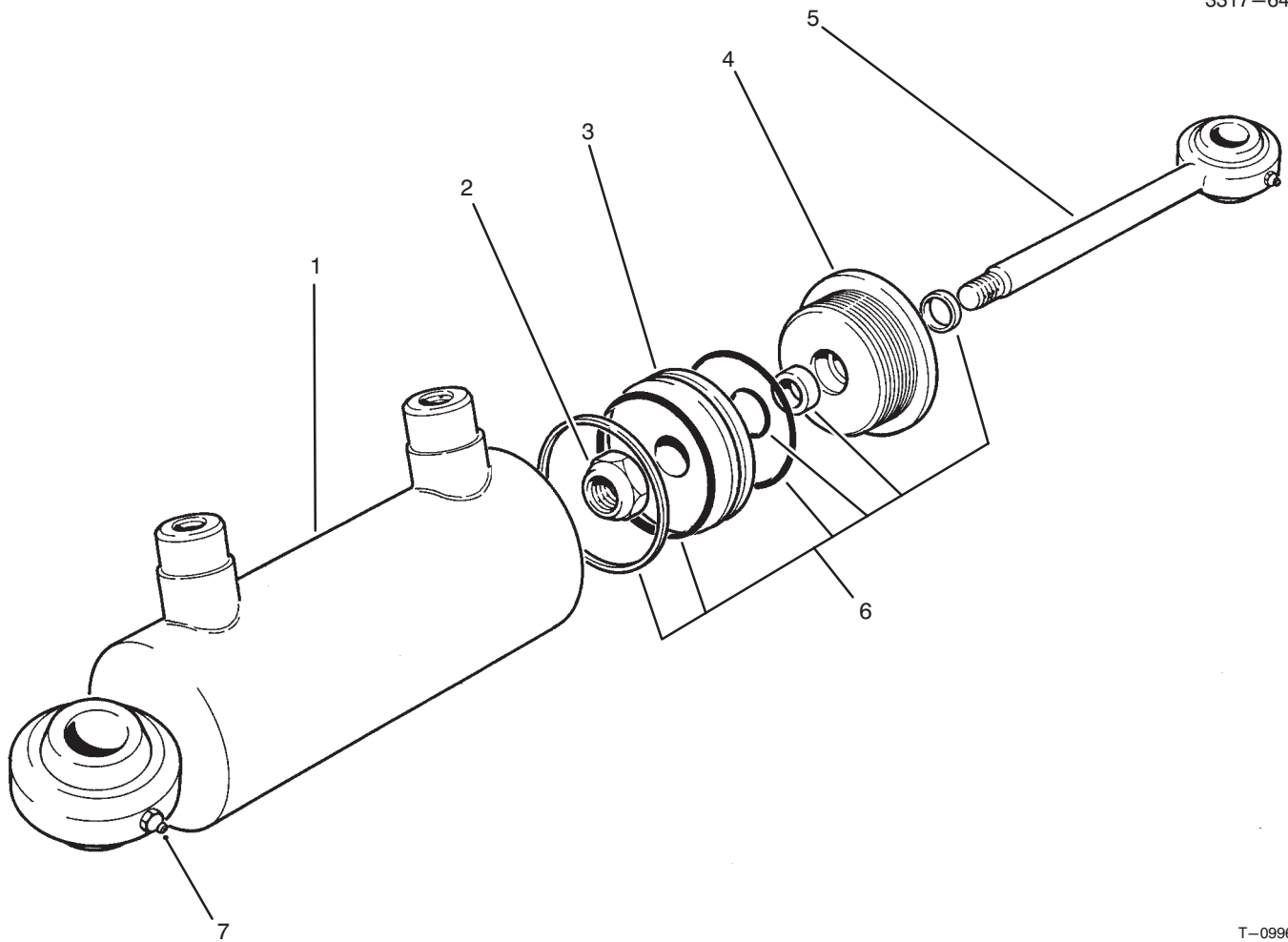


T-1915

REAR AXLE ASSEMBLY (Continued)

Ref. No.	Part No.	Description	No. Used
44	75-4180	Pin - Rear Axle Pivot	1
45	75-2900	Assembly - Rear Axle (Incl. Ref. #10 & 11)	1
46	237-165	Grommet	2
47	75-1200	Asm. - Hydraulic Cylinder	1

Ref. No.	Part No.	Description	No. Used
48	5-1226	Washer - Thrust	1
49	328-27	Screw - Cap Hex. Hd.	1
50	75-6230	Hose - Hydraulic	1
51	66-2990	Cap - Spindle	2
52	3234-13	Screw - Cap Flange Hd.	2



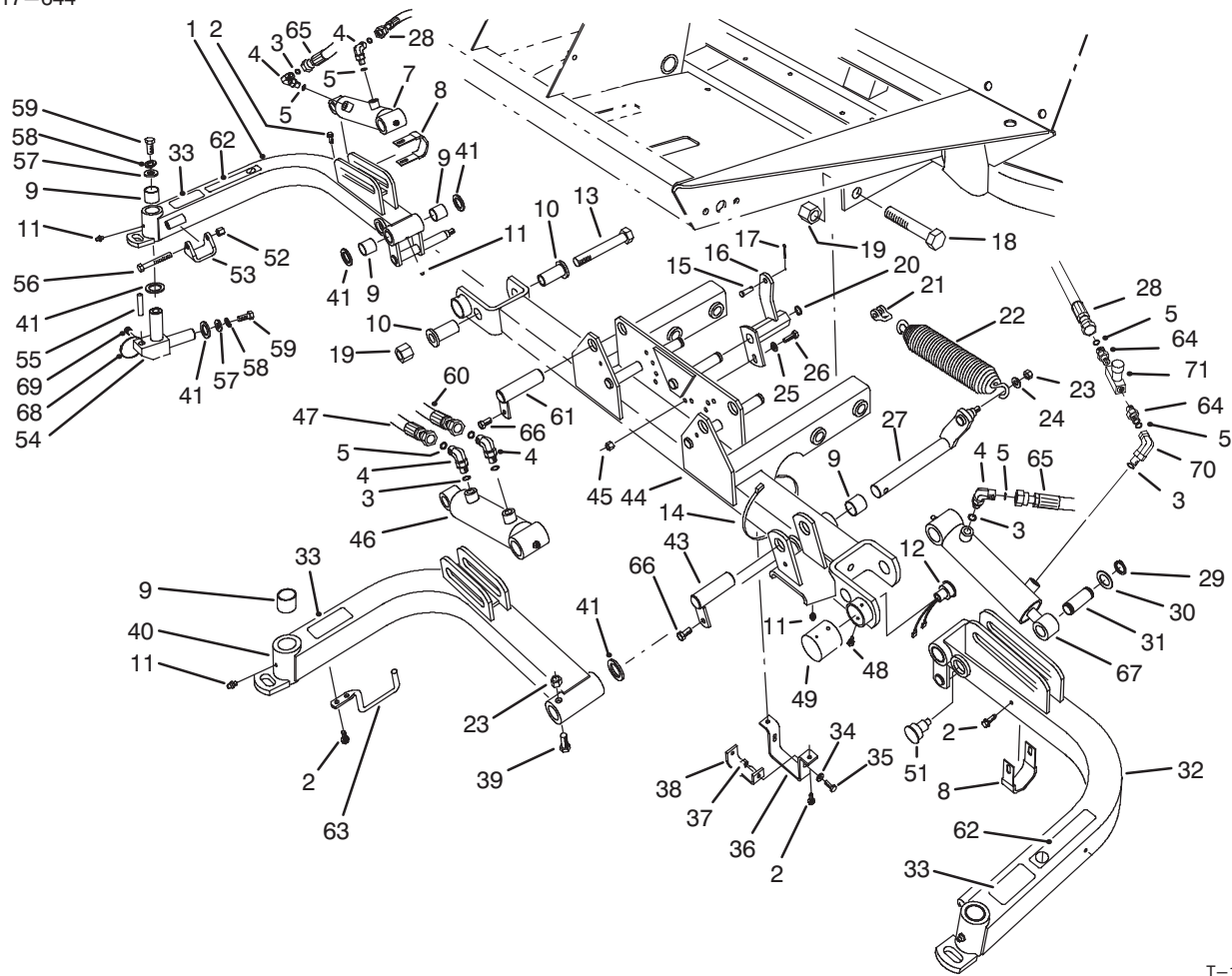
T-0996

HYDRAULIC CYLINDER NO. 75-1200

Ref. No.	Part No.	Description	No. Used
†1		Assembly – Barrel	1
2	75-1210	Nut–Lock	1
3	75-1220	Piston	1
4	75-1260	Head–Internal	1

Ref. No.	Part No.	Description	No. Used
5	75-1230	Assembly – Piston Rod	1
6	75-1250	Seal Kit	1
7	302-5	Fitting – Grease	2

†Not Serviced Separately



T-1059A

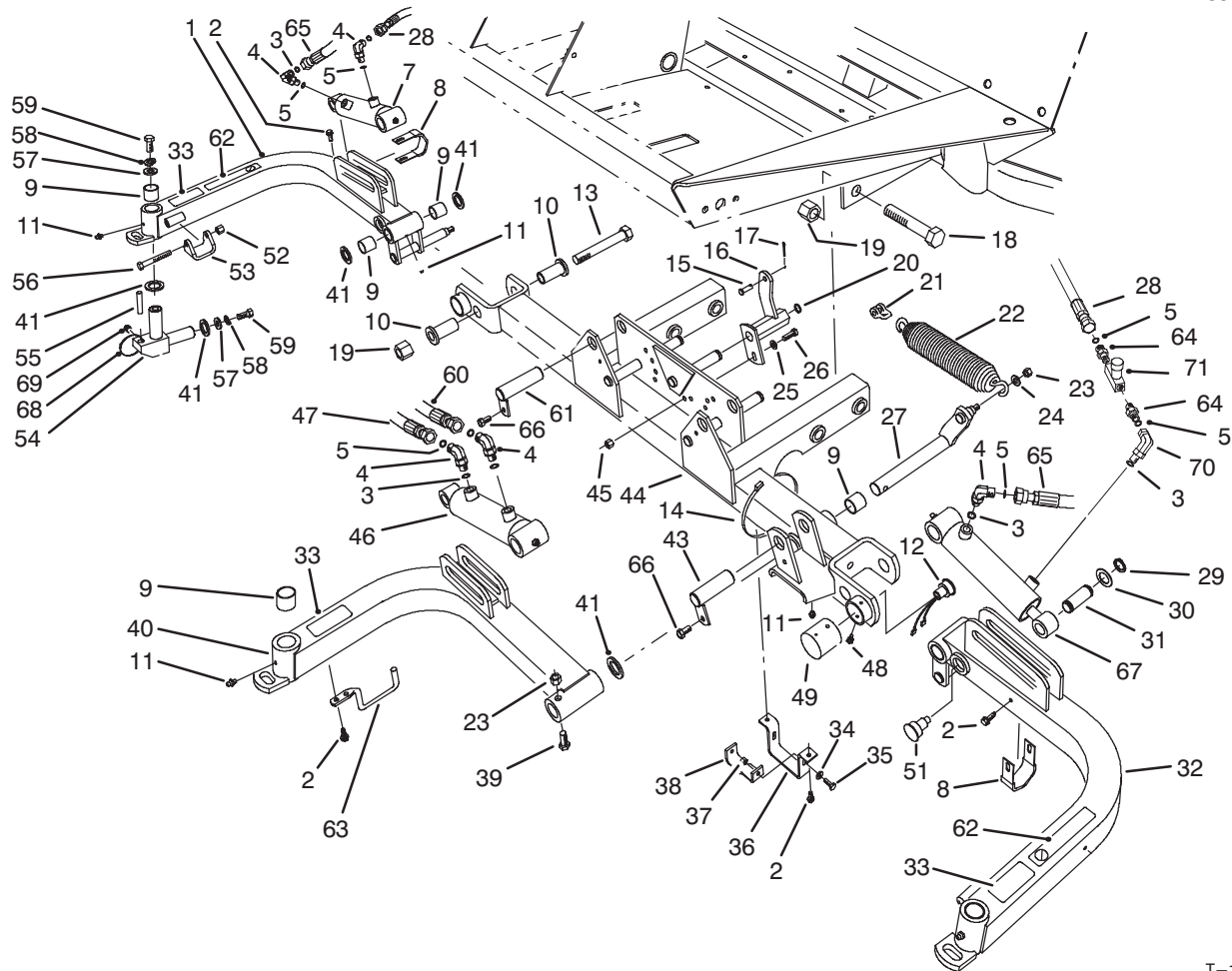
FRONT LIFT ARMS ASSEMBLY

Ref. No.	Part No.	Description	No. Used
1	75-5450	Assembly - Lift Arm R.H. (Incl. Ref. #9 & 11)	1
2	49-2040	Screw - Thread Forming	8
3	237-78	O-Ring	6
4	340-132	Fitting - Hydraulic 90° (Incl. Ref. #3 & 5)	5
5	237-21	Seal - O-Ring	8
7	93-7551	Asm. - Hydraulic Cylinder	1
8	75-5330	Clamp - Hose	2
9	67-1750	Bushing - Sleeve	12
10	84-8320	Insert - Hinge	4
11	302-5	Fitting - Grease	6
12	92-8002	Sensor - Reed Switch	1
13	328-12	Screw - Cap Hex. Hd.	2
14	3290-379	Tie - Cable	3
15	283-6	Pin - Clevis	3
16	75-5210	Bracket - Spring Center	1
*	75-5200	Bracket - Spring R.H.	1
*	75-5220	Bracket - Spring L.H.	1
17	3272-10	Pin - Cotter	3
18	328-7	Screw - Cap Hex. Hd.	4
19	3296-51	Nut - Lock	6
20	32151-48	Ring - Retaining	3

Ref. No.	Part No.	Description	No. Used
21	282-4	Clevis - Spring	3
22	5-0743	Spring - Extension	3
23	3296-44	Nut - Lock	4
24	3256-24	Washer - Flat	3
25	3256-23	Washer - Flat	3
26	322-5	Screw - Cap Hex. Hd.	3
27	75-4550	Shaft - Center Arm Pivot	1
28	75-5890	Hose - Hydraulic	2
29	32120-93	Ring - Retaining	6
30	3-6498	Washer - Thrust	6
31	75-5350	Pin - Cylinder Rod End	3
32	75-5460	Assembly - Lift Arm L.H. (Incl. Ref. #9 & 11)	1
‡33	55-4300	Decal - Warning	3
33	93-6696	Decal - Warning (Europe)	3
34	3256-22	Washer - Flat	2
35	321-4	Screw - Cap Hex. Hd.	2
36	75-5370	Mount - Clamp	1
37	3296-42	Nut - Lock	2
38	75-5380	Bracket - Clamp	1
39	323-11	Screw - Cap Hex. Hd.	1
40	75-5420	Assembly - Lift Arm, Center (Incl. Ref. #9 & 11)	1

*Not Illustrated

‡For different language versions of this part, see International Parts Reference.

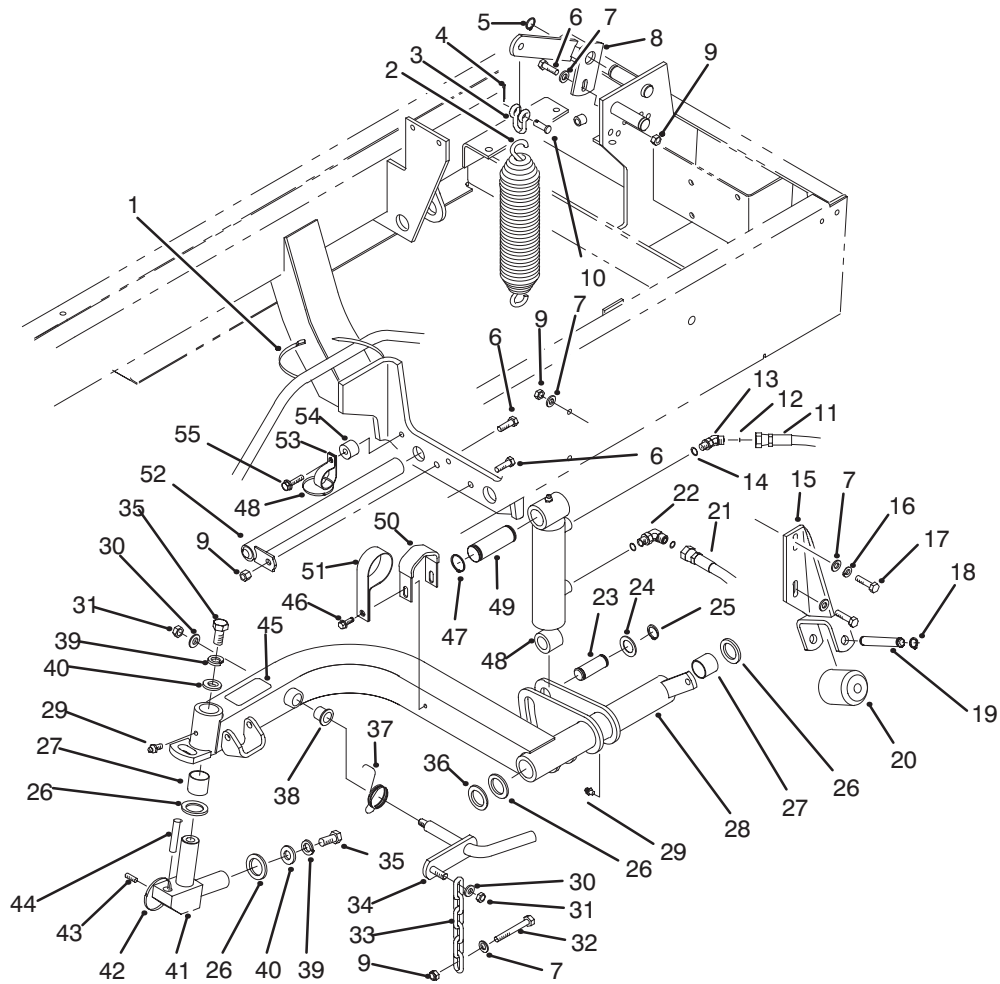


T-1059A

FRONT LIFT ARMS ASSEMBLY (Continued)

Ref. No.	Part No.	Description	No. Used	Ref. No.	Part No.	Description	No. Used
41	256-115	Washer - Thrust	11	59	325-4	Screw - Cap Hex. Hd.	6
43	83-6790	Pin - Cylinder (Short)	1	60	75-5910	Hose - Hydraulic	1
44	75-3040	Assembly - Carrier Frame (Incl. Ref. #9 & 11)	1	61	83-6780	Pin - Cylinder (Long)	2
45	3296-29	Nut - Lock	3	‡62	36-3400	Decal - No Step	2
46	93-9310	Asm. - Hydraulic Cylinder	1	62	93-6687	Decal - No Step (Europe)	2
47	75-5900	Hose - Hydraulic	1	63	75-5300	Rod - Hose Support	1
48	32104-76	Screw - Thread Forming	2	64	340-13	Fitting - Straight (Incl. Ref. #5)	2
49	75-6370	Cover - Sensor	1	65	82-6490	Hose - Hydraulic	1
51	92-8754	Actuator - Reed Switch	1	66	32144-14	Screw - Self Tapping	3
52	3296-39	Nut - Lock	2	67	93-7550	Hydraulic Cylinder Asm.	1
53	75-5410	Bracket - Arm	2	68	3290-378	Tie - Cable	5
54	75-3010	Joint - Arm	3	69	92-9097	Set Screw	3
55	32121-122	Pin - Roll	3	70	340-143	Fitting - Hydraulic 90° (Incl. Ref. #5)	1
56	323-12	Screw - Cap Hex. Hd.	2	71	82-8270	Valve - Flow Control	1
57	3256-6	Washer - Flat	6				
58	3253-7	Washer - Lock	6				

‡For different language versions of this part, see International Parts Reference.



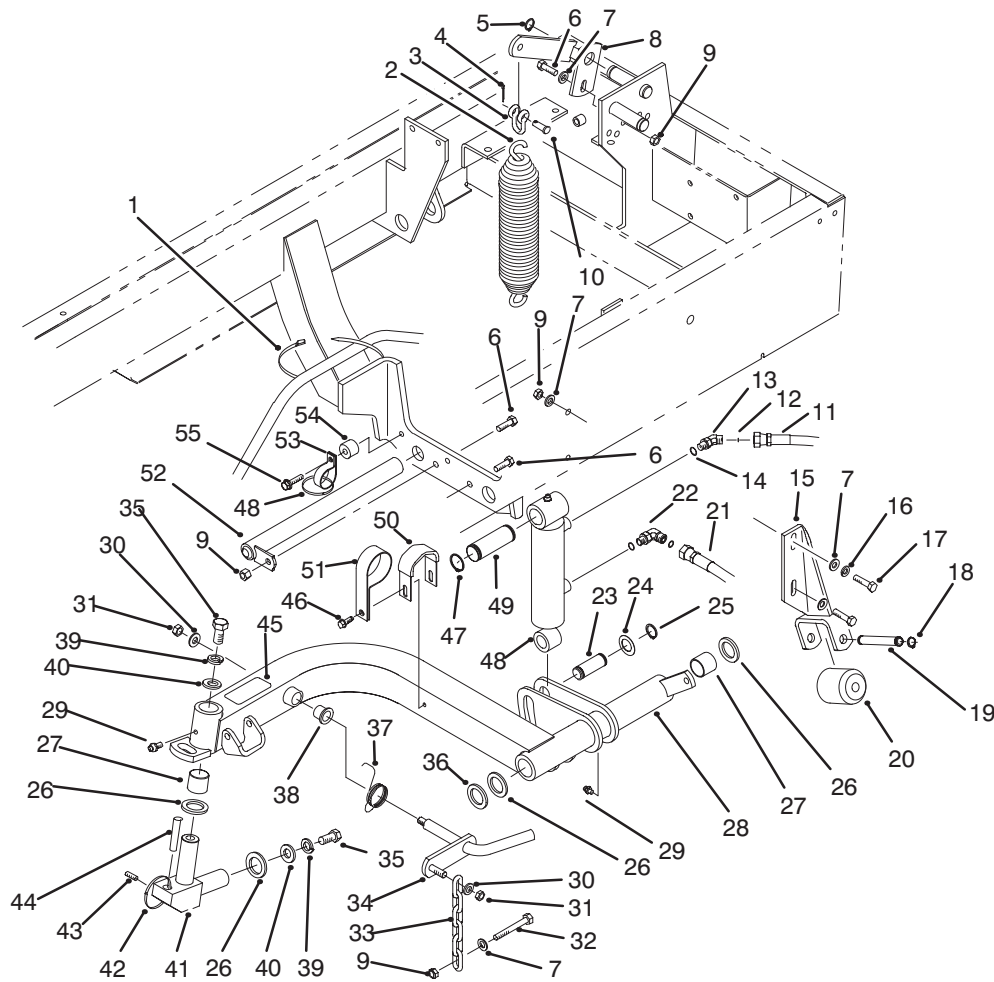
T-1880A

REAR LIFT ARMS ASSEMBLY

Ref. No.	Part No.	Description	No. Used
1	3290-379	Tie - Cable	1
2	5-0743	Spring - Counterbalance	2
3	282-4	Clevis - Spring	2
4	3272-10	Pin - Cotter	2
5	32151-48	Ring - Retaining	2
6	322-5	Screw - Cap Hex. Hd.	3
7	3256-23	Washer - Flat	10
8	75-4690	Bracket - Spring Rear R.H.	1
*	75-4650	Bracket - Spring Rear L.H.	1
9	3296-29	Nut - Lock	8
10	283-6	Pin - Clevis	2
11	75-6070	Hose - Hydraulic L.H. (Cap)	1
*	75-6080	Hose - Hydraulic L.H. (Rod)	1
12	237-78	O-Ring	4
13	340-103	Fitting - Hydraulic 45° (Incl. Ref. #12 & 14)	1
14	237-21	O-Ring	4
15	75-3810	Bracket - Roller	2
16	3253-4	Washer - Lock	2
17	322-6	Screw - Cap Hex. Hd.	4
18	32151-61	Ring - Retaining	4
19	75-5400	Shaft - Roller	2
20	75-5390	Roller	2

Ref. No.	Part No.	Description	No. Used
21	75-6180	Hose - Hydraulic R.H.	2
22	340-132	Fitting - Hydraulic 90° (Incl. Ref. #12 & 14)	3
23	75-5350	Pin - Cylinder Rod End	2
24	3-6498	Washer - Thrust	4
25	32120-93	Ring - Retaining	4
26	256-115	Washer - Thrust	8
27	67-1750	Bushing - Sleeve	8
28	93-0066	Asm. - Lift Arm Rear R.H. (Incl. Ref. #27, 29 & 38)	1
*	93-0068	Asm. - Lift Arm Rear L.H. (Incl. Ref. #27, 29 & 38)	1
29	302-5	Fitting - Grease	4
30	3256-24	Washer - Flat	4
31	3296-39	Nut - Lock	6
32	322-12	Screw - Cap Hex. Hd.	2
33	5-1096	Chain - Cutting Unit	2
34	75-4590	Rod - Pivot	2
35	325-4	Screw - Cap Hex. Hd.	4
36	93-0142	Bushing - Straight	2
37	75-4520	Spring - Torsion R.H.	1
*	75-4530	Spring - Torsion L.H.	1
38	256-287	Bushing - Flange	4

*Not Illustrated



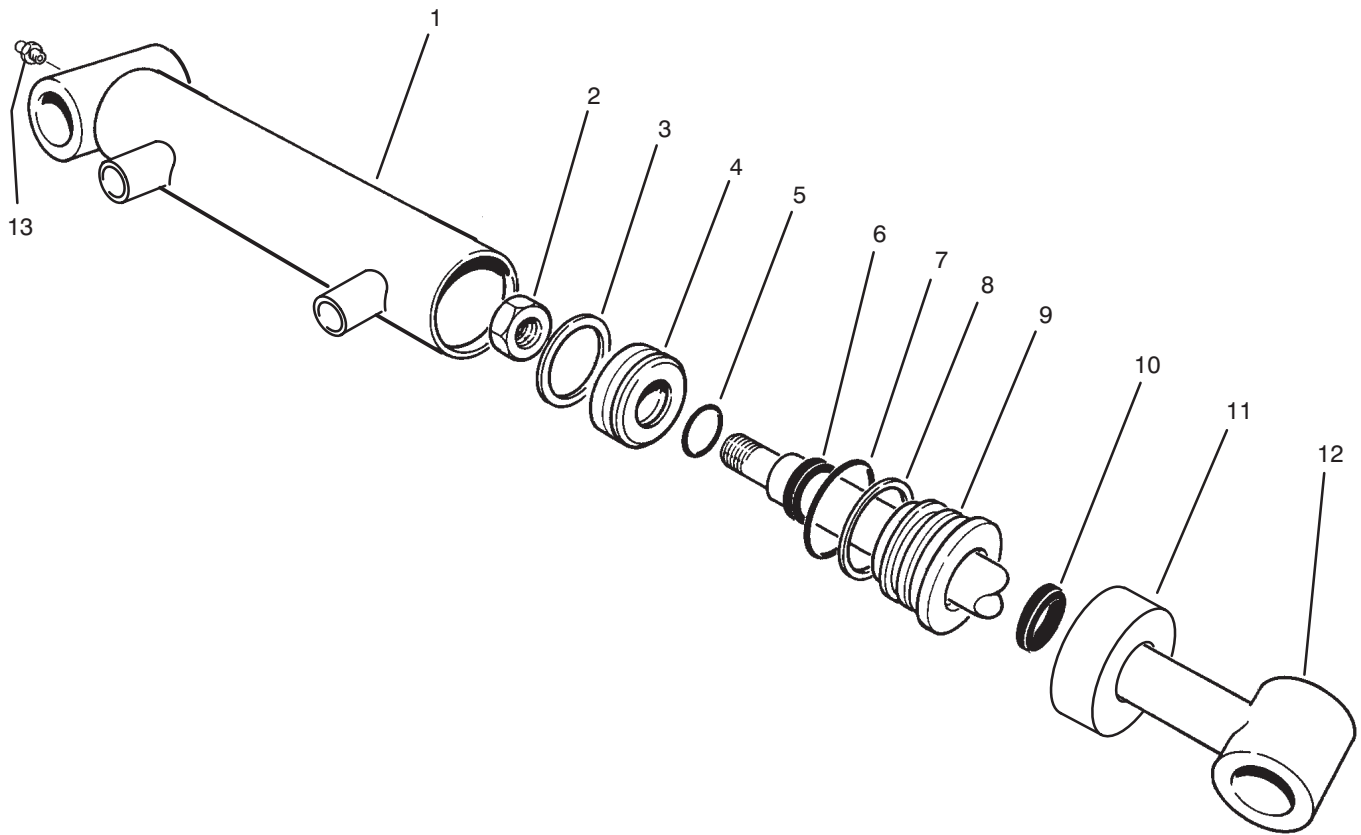
T-1880A

REAR LIFT ARMS ASSEMBLY (Continued)

Ref. No.	Part No.	Description	No. Used	Ref. No.	Part No.	Description	No. Used
39	3253-7	Washer - Lock	4	50	75-5330	Clamp - Hydraulic Line	2
40	3256-6	Washer - Flat	4	51	2412-107	Clamp - R (Used on left rear cutting unit lift arm only)	1
41	75-3010	Joint - Arm	2	52	93-0069	Pin - Pivot	2
42	3290-378	Tie - Cable	6	53	2412-74	Clamp-R	2
43	92-9097	Set Screw	2	54	92-5791	Spacer	2
44	32121-122	Pin - Roll	2	55	32144-49	Screw - Hex. Washer Hd.	2
‡45	55-4300	Decal - Warning	2	56	93-3640	Stop - Reel	1
45	93-6696	Decal - Warning (Europe)	2	*	83-5170	Stop - Reel	1
46	49-2040	Screw - Thread Forming	5	57	323-6	Screw - Hex Head	2
47	32151-36	Ring - Retaining	4				
48	93-9311	Asm. - Hydraulic Cylinder	2				
49	75-5360	Pin - Cylinder Cap End	2				

*Not Illustrated

‡For different language versions of this part, see International Parts Reference.



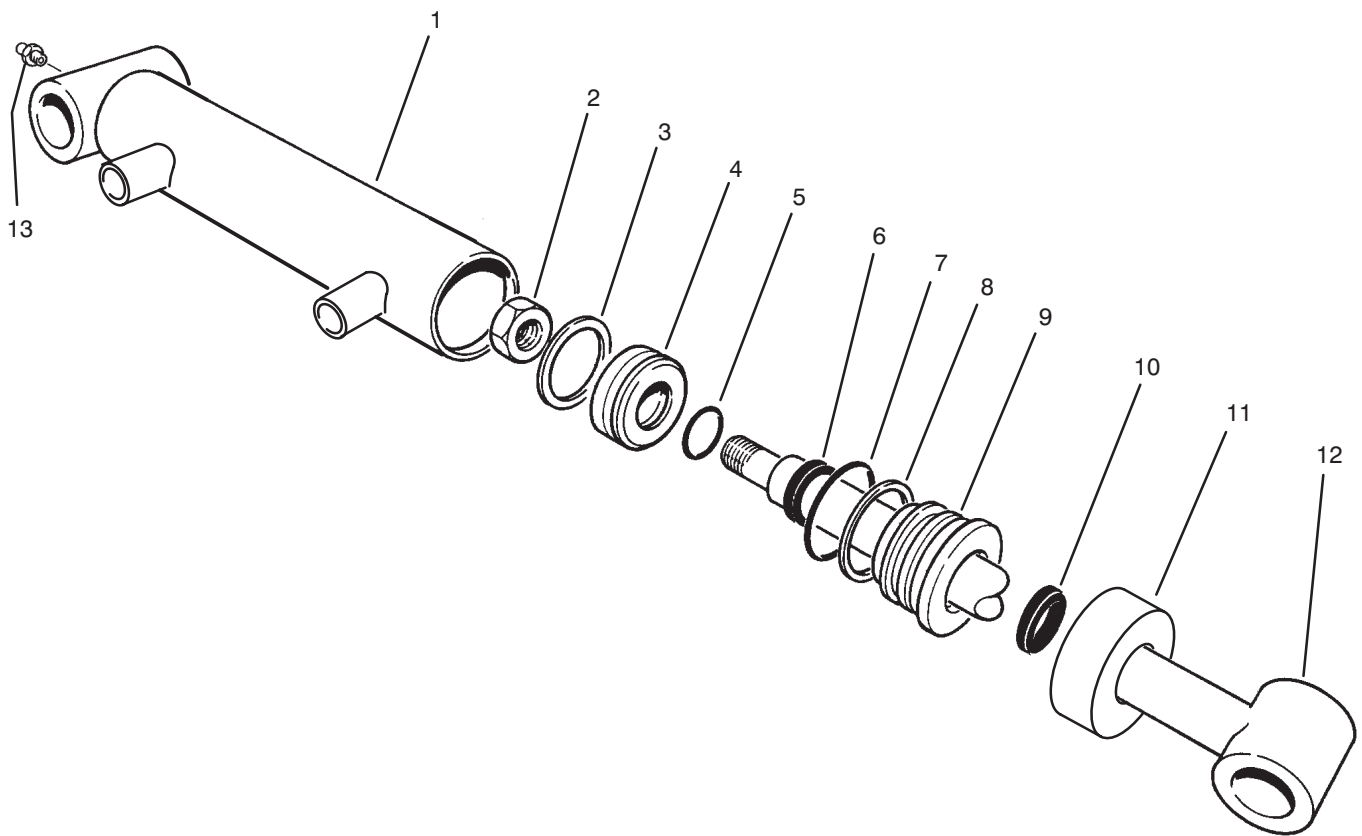
T-2114

HYDRAULIC CYLINDER NO. 93-9311

Ref. No.	Part No.	Description	No. Used
†1	93-9313	Assembly - Barrel	1
2	32152-10	Nut	1
†3		Uni-ring	1
4	70-2780	Piston	1
†5		O-Ring	1
†6		Seal - Rod	1
†7		O-Ring	1
†8		Backup	1

Ref. No.	Part No.	Description	No. Used
9	93-7990	Head	1
†10		Seal - Dust	1
11	93-7991	Collar	1
12	75-3790	Shaft and Tube	1
13	302-5	Fitting - Grease	1
*	86-7330	Seal repair Kit (Incl. Ref. #3, 5-8 & 10)	1

*Not Illustrated
 †Not Serviced Separately



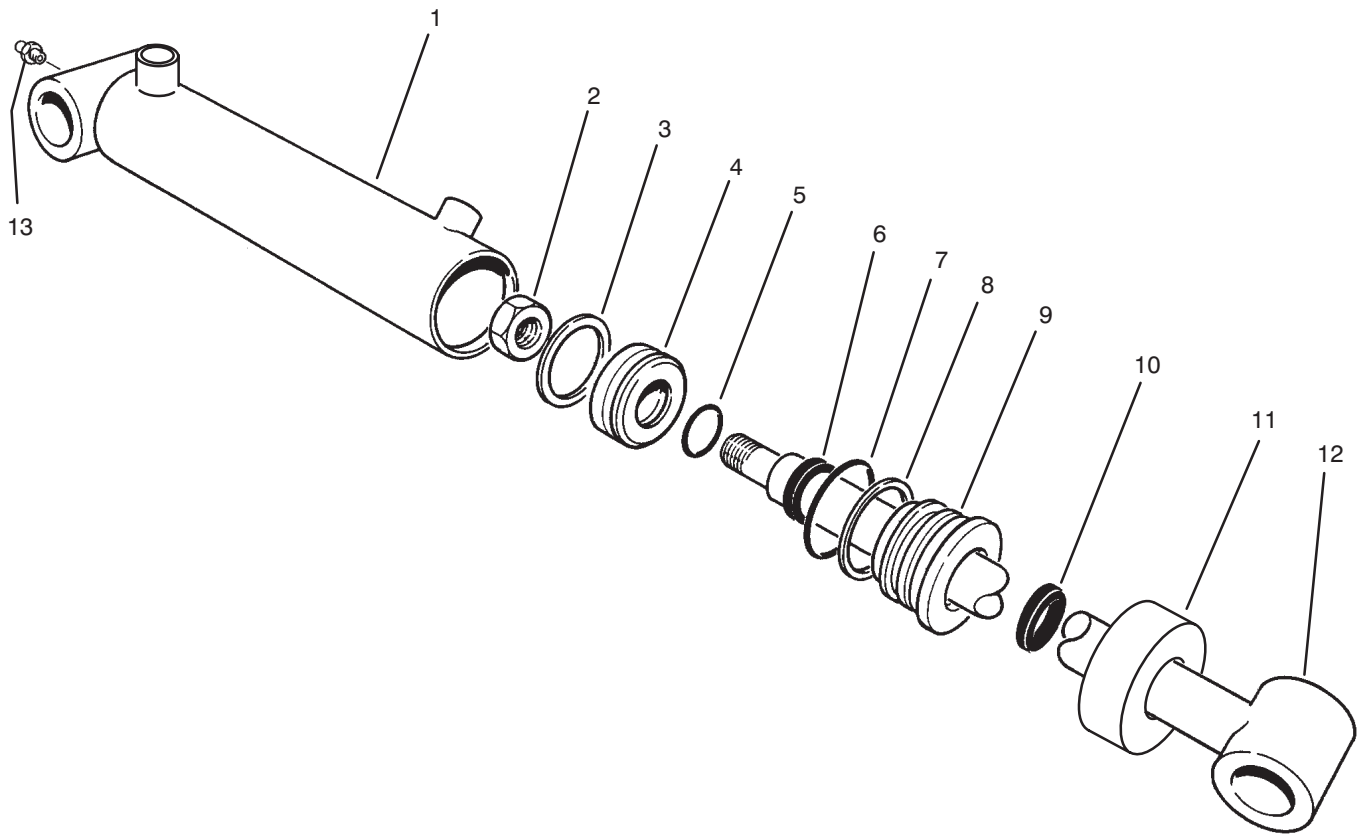
T-2114

HYDRAULIC CYLINDER NO. 93-9310

Ref. No.	Part No.	Description	No. Used
1	93-9312	Assembly - Barrel	1
2	32152-10	Nut	1
†3		Uni-ring	1
4	70-2780	Piston	1
†5		O-Ring	1
†6		Seal - Rod	1
†7		O-Ring	1
†8		Backup	1

Ref. No.	Part No.	Description	No. Used
9	93-7990	Head	1
†10		Seal - Dust	1
11	93-7991	Collar	1
12	75-3790	Shaft and Tube	1
13	302-5	Fitting - Grease	1
*	86-7330	Seal repair Kit (Incl. Ref. #3, 5-8 & 10)	1

*Not Illustrated
†Not Serviced Separately



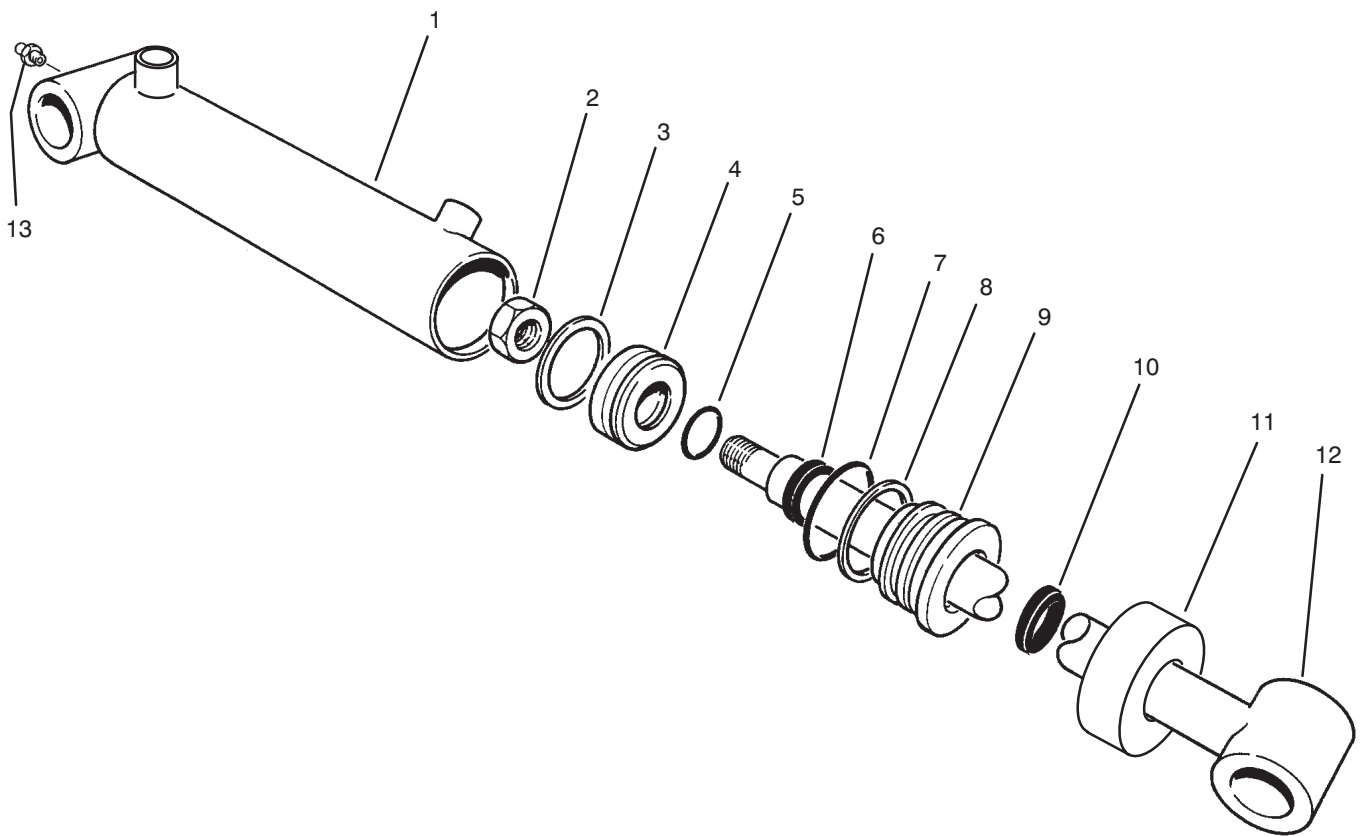
T-2115

HYDRAULIC CYLINDER NO. 93-7551

Ref. No.	Part No.	Description	No. Used
1	93-7558	Assembly - Barrel	1
2	32152-10	Nut	1
†3		Uni-ring	1
4	84-1710	Piston	1
†5		O-Ring	1
†6		Seal - Rod	1
†7		O-Ring	1
†8		Backup	1

Ref. No.	Part No.	Description	No. Used
9	93-7993	Head	1
†10		Seal-Dust	1
11	93-7994	Collar	1
12	84-1740	Shaft and Tube	1
13	302-5	Fitting - Grease	1
*	84-1760	Seal repair Kit (Incl. Ref. #3, 5-8 & 10)	1

*Not Illustrated
 †Not Serviced Separately



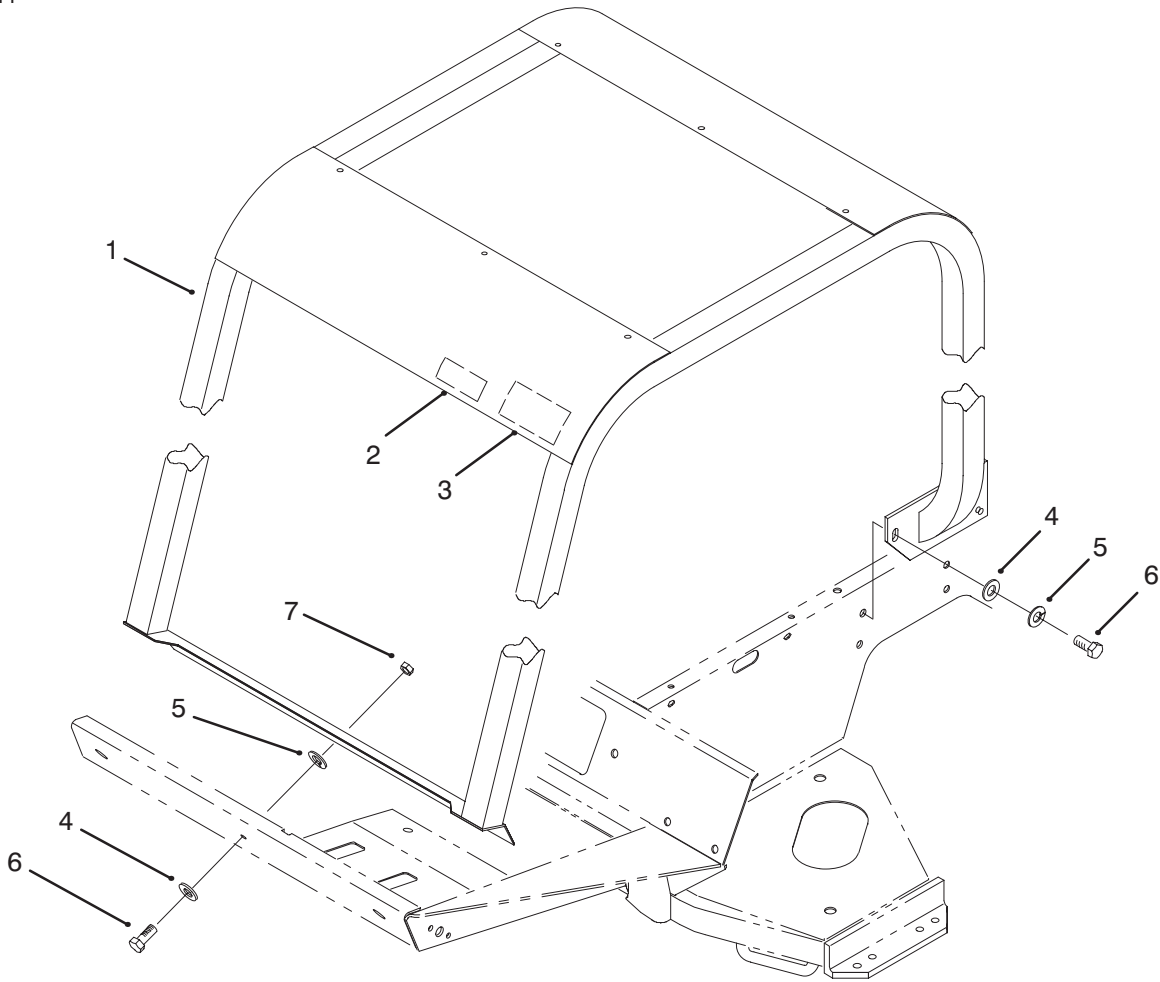
T-2115

HYDRAULIC CYLINDER NO. 93-7550

Ref. No.	Part No.	Description	No. Used
1	93-7557	Assembly - Barrel	1
2	32152-10	Nut	1
†3		Uni-ring	1
4	70-2780	Piston	1
†5		O-Ring	1
†6		Seal - Rod	1
†7		O-Ring	1
†8		Backup	1

Ref. No.	Part No.	Description	No. Used
9	93-7990	Head	1
†10		Seal-Dust	1
11	93-7991	Collar	1
12	75-2120	Shaft and Tube	1
13	302-5	Fitting - Grease	1
*	86-7330	Seal Repair Kit (Incl. Ref. #3, 5-8 & 10)	1

*Not Illustrated
 †Not Serviced Separately



T-1304

R.O.P.S. (Optional)

Ref. No.	Part No.	Description	No. Used
1	83-7410	Roll - Bar	1
2	85-9980	Decal - R.O.P.S.	1
2	93-8073	Decal - R.O.P.S. (Europe)	1
‡3	83-7430	Decal - Danger	1
3	93-8050	Decal - Danger (Europe)	1
4	3256-26	Washer - Flat	9

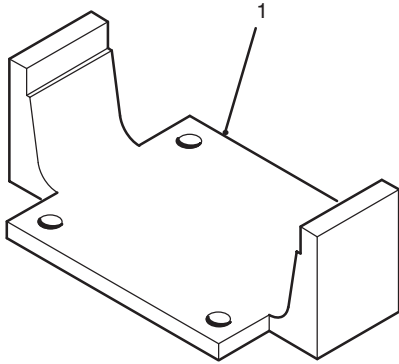
Ref. No.	Part No.	Description	No. Used
5	3253-7	Washer - Lock	9
6	325-5	Screw - Cap Hex. Hd.	9
7	3217-9	Nut - Lock	3
*	21-4191	Assembly - Seat Belt	1
*	3212-4	Screw - Cap Hex. Hd.	2
*	3253-6	Washer - Lock	2

*Not Illustrated

‡For different language versions of this part, see International Parts Reference.

SPECIAL TOOLS

AXLE TOOL NO. *TOR859920



Ref. No.	Part No.	Description	No. Used
1		Tool – Axle	1

T-1325

INTERNATIONAL PARTS REFERENCE

JAPANESE PARTS KIT NO. 83-6880

DESCRIPTION	LOCATION	PART NUMBER	
		ENGLISH	JAPANESE
Decal No Step	Lift Arms	36-3400	84-2780
Decal Diesel Only	Left Fender	52-1320	84-2860
Decal Spring Loaded	Lift Arms	55-4300	84-2940
Decal No Starting Fluid	Air Cleaner	83-9150	84-3100
Decal Hydraulic Oil	Right Fender & Frame	85-4730	88-1980
Decal Bolt	Frame	77-0490	80-4880
Decal Backlap	Backlap Bracket	75-0750	84-3260
Decal Towing	Tool Box Cover	75-1280	84-3340
Decal No Riders	Fenders	75-5190	84-3420
Decal Fast/Slow	Steering Tower	75-6710	84-3500
Decal Clip	Under Seat Plate	85-4610	92-1124

DESCRIPTION	LOCATION	PART NUMBER	
		ENGLISH	JAPANESE
Decal This End Down	Radiator Screen	83-7450	84-3820
Decal Fuses	Inside Control Box	85-4720	84-4060
Decal Service Instructions	Inside Tool Box	93-3601	92-1116
Decal Hands/Feet	Cutting Unit Frames	67-7960	84-4220
Decal Seat Belts	R.O.P.S. Roof	83-7430	84-4300
Decal HOC Instructions	Under Control Console	85-4460	92-1132
Decal Reels	Under Seat Plate	85-4530	92-1108
Decal Knobs	Seat Plate	83-7440	84-3900
Decal Slopes	Tool Box	93-3639	84-3660
Decal Floor Plate	Main Frame	88-0440	88-1900

TORO PART NUMBER INDEX

3317-644

Part No.	Description	Pg. No.	Ref. No.	Qty.	Part No.	Description	Pg. No.	Ref. No.	Qty.
3-3251	Spring - Compression	3	12	1	42-7160	Pin - Dowel	38	18	1
3-6498	Washer - Thrust	28	22	2	42-7170	Plug - Expansion	38	19	1
3-6498	Washer - Thrust	60	24	4	42-7180	Bushing	38	5	4
3-6498	Washer - Thrust	58	30	6	42-7190	Bushing	37	5	2
3-6657	Clamp - Cable	35	13	1	42-7200	Bushing	38	17	1
3-6657	Clamp - Cable	6	29	1	42-7290	Gasket	40	20	1
5-0652	Spacer	5	42	1	42-7310	Bearing - Needle	47	20	2
5-0743	Spring - Counterbalance	60	2	2	42-7390	Seal - Oil	42	7	1
5-0743	Spring - Extension	58	22	3	42-7420	Cap - Oil	41	10	1
5-1096	Chain - Cutting Unit	60	33	2	42-7440	Hanger - Engine	41	6	2
5-1226	Washer - Shim	55	8	A/R	42-7510	Pipe	41	12	1
5-1226	Washer - Thrust	56	48	1	42-7550	Gasket	45	6	1
10-6830	Stud - Drive	55	27	10	42-7550	Gasket	51	102	1
10-8110	Washer - Thrust	55	9	2	42-7730	Key - Woodruff	37	28	2
21-0140	Joint - Ball	55	35	2	42-7730	key - Woodruff	39	25	1
21-0151	Joint - Ball L.H. Thread	55	39	2	42-7840	Key - Sunk	39	20	1
21-2820	Hub - Rear Wheel	55	18	2	42-7860	Seal	39	13	6
21-4191	Assembly - Seat Belt	66	*	1	42-7890	Tappet	39	23	6
21-7670	Case-Differential	25	33	1	42-7990	Ring - Snap	39	1	2
21-7690	Gear-Pinion	24	6	2	42-8010	Shim - 0.2 mm	46	5	A/R
21-7700	Shaft-Pinion Mate	25	31	1	42-8020	Shim - 0.3 mm	46	*	A/R
21-7710	Pin-Roll	25	30	1	42-8030	Shim - 0.4 mm	46	*	A/R
21-7720	Washer-Thrust	24	4	2	42-8040	Shim - 0.5 mm	46	*	A/R
21-7730	Washer-Thrust	24	7	2	42-8050	Shim - 0.6 mm	46	*	A/R
21-7770	Screw-Drive Gear	25	32	5	42-8060	Shim - 0.7 mm	46	*	A/R
21-8020	Spacer-Front Pinion	25	25	1	42-8070	Shim - 0.8 mm	46	*	A/R
21-8090	Diff. Adjust. Shim .003	25	38	A/R	42-8080	Shim - 0.9 mm	46	*	A/R
21-8100	Diff. Adjust. Shim .005	25	37	A/R	42-8090	Shim - 1.0 mm	46	*	A/R
21-8110	Diff. Adjust. Shim .010	25	36	A/R	42-8690	Metal	47	5	1
21-8120	Diff. Adjust. Shim .030	25	35	A/R	42-8810	Pin - Grooved	47	30	1
21-8180	Bearing	26	3	2	42-8830	O-Ring	40	2	1
21-8270	Pin-Dowel	24	3	2	42-8830	O-Ring	51	107	1
21-8360	Clip-Retaining	26	12	2	42-8930	Spring	40	19	1
21-8390	Cup-Bearing	25	24	1	42-9210	Bolt - Cap, Bearing	38	10	8
21-9260	Seal - Shaft	3	27	1	42-9240	Bolt W/Washer	46	25	3
21-9370	Screw-Adjusting	26	16	2	42-9250	Screw - Cap Hex. Hd.	35	40	10
21-9380	Nut-Pivot	26	17	2	42-9300	Screw - Cap Hex. Hd.	36	64	1
21-9390	Socket-Adjusting Screw	26	15	2	42-9440	Bolt W/Washer	37	6	4
21-9420	Spring-Shoe Return, L.H.	26	19	2	42-9440	Bolt with Washer	40	34	1
21-9430	Spring-Shoe Return, R.H.	26	7	2	42-9570	Stud	41	3	4
21-9440	Spring-Adjusting Screw	26	14	2	42-9600	Washer - Flat	36	65	1
21-9450	Shield-Dust	26	5	2	42-9810	Washer - Plain	37	13	1
21-9460	Retainer-Brake, Parking	26	10	4	42-9820	Washer	39	18	1
23-2270	Bushing - Rubber	28	26	1	42-9830	Washer - Seal	46	1	2
23-7270	Nut - Lug	22	2	10	42-9850	Washer - Lock	34	16	6
24-0760	Exchanger - Heat	31	45	1	42-9850	Washer - Lock	35	28	1
24-8790	Gear-Bevel, Differential	24	5	2	43-1810	Ring - Gear	37	24	1
24-8840	Ring-Bearing, Wheel	26	22	2	43-2550	Filter	46	29	1
24-9180	Lever, Brake, Parking	26	4	2	43-2560	Gasket	46	28	1
25-8640	Screw - Hex. Head	6	25	2	43-2570	Gasket	46	30	1
27-2360	Assembly - Ignition Switch	11	19	1	43-2580	Magnet	46	27	1
27-3710	Dipstick - Axle	23	48	1	43-2740	Gasket	34	8	1
27-5340	Hose - Fuel	21	11	1	43-2750	Nut	46	23	1
27-6852	Shaft-Axle, Flanged R.H.	26	*	1	43-2750	Nut - Lock	34	9	1
27-6862	Shaft-Axle, Flanged L.H.	26	1	1	43-2860	Bolt W/Washer	46	9	2
27-7110	Assembly - Element	53	8	1	43-5930	Washer - Lock	35	26	1
27-7120	Nut	53	3	1	43-6710	Diff. Adjust. Shim .003	24	15	A/R
27-7130	Assembly - Clamp	53	4	1	43-6711	Diff. Adjust. Shim .005	24	16	A/R
27-7140	Baffle	53	2	1	43-6712	Diff. Adjust. Shim .010	24	17	A/R
27-7150	Assembly - Cup	53	1	1	43-6713	Diff. Adjust. Shim .030	24	18	A/R
27-7160	Decal - Instructions	52	4	1	43-6750	Cup-Bearing, Tapered	24	10	1
27-7170	Assembly - Band	53	7	2	43-6760	Cone-Bearing, tapered	24	9	1
27-7220	Air Cleaner Soap	53	*	1	43-6800	Nut-Lock	26	18	8
27-9560	Spacer	36	53	1	43-6810	Spider-Torque	26	6	2
28-0660	Screw-Cap, Hex Hd.	26	21	8	44-2210	Assembly - Warning Light	11	6	1
28-0670	Seal-Oil	26	8	2	44-2670	Hose - Fuel	21	18	1
28-0680	Drum-Brake	26	13	2	46-6550	Connector - Fuel, Elbow 90°	21	20	1
28-1280	Boot - Cable	52	14	1	46-6560	Grommet	21	21	2
29-6162	Switch - Neutral	28	6	1	46-8091	Screw - Cap Hex. Hd.	1	7	4
33-1260	Assembly - Cover	53	12	1	47-0110	Spacer - Spindle	35	6	1
33-1270	Bowl	53	11	1	48-1990	Nut - Jam	40	12	1
36-3400	Decal - No Step	59	62	2	48-4220	Assembly - Air Cleaner	52	2	1
38-3400	Guard - Rubber	17	8	2	48-4220	Assembly - Air Filter	53	*	1
42-6080	Shim - Axle	22	43	A/R	48-7430	Assembly - Pre-Cleaner	53	*	1
42-7080	Cap - Sealing	41	7	5	48-7700	Screw - Cap Hex. Hd.	35	21	1

*Not Illustrated

TORO PART NUMBER INDEX (Cont.)

Part No.	Description	Pg. No.	Ref. No.	Qty.	Part No.	Description	Pg. No.	Ref. No.	Qty.
48-7710	Screw - Cap Hex. Hd.	34	20	2	66-8610	Weldment - Lower	8	10	1
48-7890	Nut - Hex.	35	27	1	66-8800	Relay - Glow Plug	32	56	1
48-7930	Nut - Lock	34	17	4	66-9290	Spacer	8	15	6
48-8070	Washer - Lock	35	39	10	66-9303	Screw - Cap Hex. Hd.	34	6	3
49-2040	Screw - Hex. Washer Hd.	17	20	4	66-9770	Seal	4	28	1
49-2040	Screw - Hex. Washer Hd.	2	49	2	66-9780	Bushing	4	29	1
49-2040	Screw - Thread Forming	58	2	8	66-9860	Upper Cover & Jacket	4	37	1
49-2040	Screw - Thread Forming	61	46	5	66-9870	Plate - Retaining	4	38	1
49-6440	Plate - Traction Pedal	5	11	1	66-9880	Washer - Retaining Plate	4	39	1
52-1320	Decal - Fuel	2	28	1	66-9890	Ring - Retaining	4	40	1
53-8150	Assembly - Fuel Pump	21	2	1	66-9900	Shaft - Input	4	41	1
53-8150	Assembly - Pump, Electric	46	*	1	66-9970	Spring Kit	4	*	1
53-9680	Mount - Engine	36	46	2	66-9980	Seal - Kit	4	*	1
54-8660	Washer	45	17	1	66-9990	Needle Roller Kit	4	*	1
54-8670	Bolt	37	26	4	67-1630	Spacer - Fan	35	10	1
54-9040	Yoke - End	34	1	1	67-1690	Fitting - Fuel Elbow 90°	21	35	2
54-9180	Kit - U-Joint	34	25	1	67-1750	Bushing - Sleeve	58	9	12
55-4300	Decal - Warning	58	33	3	67-1750	Bushing - Sleeve	60	27	8
55-4300	Decal - Warning	61	45	2	67-1751	Bushing - Sleeve	55	10	6
56-0100	Plug - Taper	38	8	1	67-2340	Bolt W/Washer	42	3	7
56-0220	Pin - Dowel	38	1	2	67-2340	Bolt W/Washer	40	10	15
56-0750	Clamp A	46	8	2	67-2340	Bolt W/Washer	39	27	2
56-0760	Clamp B	46	12	2	67-2440	Bolt W/Washer	46	26	2
56-1230	Shaft	38	6	1	67-2500	Plunger	40	18	1
56-1310	Switch - Oil	40	5	1	67-2520	Plug	40	21	1
56-1360	Fitting - Outlet, Water	45	5	1	67-2570	Plug - Taper	38	3	1
56-1400	Clip	45	20	2	67-2570	Plug - Taper	41	16	1
56-2020	Bolt W/Washer	45	4	2	67-3100	Retainer	39	14	6
57-6390	Nut - Lock	35	37	2	67-3260	Washer - Spring	47	34	1
60-7280	Bolt	41	2	4	67-3390	Gasket - Holder	46	4	3
60-7390	Plate - Thrust	39	26	1	67-3390	Gasket - Holder	51	105	3
61-2790	Screen - Filler	14	3	1	67-3430	Nut	46	13	3
62-3820	Fitting - Grease	34	24	1	67-3440	Gasket - Fuel Return	51	104	3
62-5550	Decal - TORO	1	1	1	67-3440	Gasket - Return, Fuel	46	14	3
62-6300	Assembly - Sleeve	53	10	1	67-4180	Nut	47	7	1
62-7400	Decal - TORO	1	16	1	67-4200	Nut	47	8	1
62-7650	Gasket - Sending Unit	21	7	1	67-4210	Case	47	12	1
63-6890	Hinge - Hood R.H.	1	*	1	67-4220	Screw - Adjusting	47	9	1
63-6900	Hinge - Hood L.H.	1	17	1	67-4240	Cap	47	2	1
63-7380	Assembly - Expansion Tank	52	7	1	67-4290	Nut	47	32	2
63-7400	Washer - Flat	35	34	4	67-4580	Bolt	41	1	2
63-7440	Solenoid - Stop	34	10	1	67-4660	Bolt - Flange Head	45	18	1
63-7590	Relay - Starter	31	42	1	67-4790	Assembly - Shaft, Pinion	48	12	1
63-7610	Hose - Fuel	21	1	1	67-7160	Block - Fuse	11	21	1
63-7628	Hose - Fuel	21	29	1	67-7250	Spacer - Cylinder	55	13	1
63-7640	Unit - Sending	21	8	1	67-9410	Washer - Thrust	55	29	2
63-7650	Filter - Fuel	21	32	1	68-5140	Cap - Steering Wheel	3	7	1
63-7732	Cable - Brake R.H.	5	*	1	68-5370	Decal - TORO	3	5	1
63-7733	Cable - Brake L.H.	5	29	1	68-6150	Breather - Hydraulic Tank	14	2	1
63-7880	Pin - Brake Latch	5	28	1	69-4780	Clamp - Light Cluster	12	42	1
63-7900	Rack - Parking Brake	3	20	1	70-2780	Piston	62	4	1
63-8140	Pulley - Idler	36	58	1	70-2780	Piston	63	4	1
63-8280	Head - Filter, Fuel	54	1	1	70-2780	Piston	65	4	1
63-8290	Vent - Air	54	2	1	70-2970	Nut - Jam	39	5	6
63-8300	Assembly - Fuel Filter	54	*	1	70-3970	Plate - Shim .6 mm	44	28	A/R
63-8300	Element - Spin-On	54	3	1	70-4070	Plate - Shim .2 mm	44	*	A/R
63-8310	Valve - Drain	54	4	1	70-4080	Plate - Shim .3 mm	44	*	A/R
63-8360	Key - Ignition	11	9	1	70-4090	Plate - Shim .4 mm	44	*	A/R
63-8410	Washer - Flat	21	27	3	70-4100	Plate - Shim .5 mm	44	*	A/R
63-8410	Washer - Flat	14	37	3	70-8220	Cable - Ground	35	41	1
63-9920	Decal - EEC 105	7	46	1	70-8530	Wire - Fuel Pump	21	33	1
65-5100	Handle	1	5	2	70-8570	Breaker - Circuit	12	*	2
66-2330	Base - Battery	52	10	1	71-1520	Cap - Expansion Tank	52	8	1
66-2490	Clamp - Battery	52	18	1	71-4330	Seal	25	41	1
66-2920	Washer - Friction	6	32	2	71-4350	Nut	24	20	1
66-2960	Cluster - Warning	11	7	1	72-0270	Nut - Retaining	44	1	3
66-2990	Cap - Spindle	56	51	2	72-0280	Piece - Distance	44	3	3
66-3180	Tube - Vent	31	26	1	72-3570	Shim .094 - Diff. Adjust.	24	22	A/R
66-3240	Cap - Radiator	31	13	1	72-3571	Shim .096 - Diff. Adjust.	24	*	A/R
66-4190	Spring	6	37	1	72-3572	Shim .098 - Diff. Adjust.	24	*	A/R
66-6480	Washer - Flat	22	44	4	72-3573	Shim .100 - Diff. Adjust.	24	22	A/R
66-8121	Standpipe - Elbow 90°	21	19	1	72-3574	Shim .102 - Diff. Adjust.	24	*	A/R
66-8520	Bumper - Down-stop	8	17	2	72-3575	Shim .104 - Diff. Adjust.	24	*	A/R
66-8530	Adjuster	8	16	1	72-3576	Shim .106 - Diff. Adjust.	24	*	A/R
66-8560	Nut - Push	8	11	4	72-3577	Shim .108 - Diff. Adjust.	24	*	A/R

*Not Illustrated

TORO PART NUMBER INDEX (Cont.)

3317-644

Part No.	Description	Pg. Ref. No. No. Qty.	Part No.	Description	Pg. Ref. No. No. Qty.
72-3578	Shim .110 - Diff. Adjust.	24 * A/R	75-0540	Assembly - Tether	14 7 1
72-3580	Shim .112 - Diff. Adjust.	24 * A/R	75-0550	Strainer - Suction	14 29 1
72-3581	Shim .114 - Diff. Adjust.	24 * A/R	75-0560	Assembly - Steering Wheel	3 4 1
72-3582	Shim .116 - Diff. Adjust.	24 * A/R	75-0570	Cable - Hood	1 21 1
72-3583	Shim .118 - Diff. Adjust.	24 * A/R	75-0600	Assembly - Steering Valve	3 26 1
72-3584	Shim .120 - Diff. Adjust.	24 * A/R	75-0610	Tread - Foot R.H.	2 * 1
72-3585	Shim .125 - Diff. Adjust.	24 * A/R	75-0620	Tread - Foot L.H.	2 39 1
72-3586	Shim .127 - Diff. Adjust.	24 * A/R	75-0630	Tread - Foot Center	2 37 1
72-3587	Shim .129 - Diff. Adjust.	24 * A/R	75-0640	Tread - Footrest R.H.	2 * 1
72-3588	Shim .131 - Diff. Adjust.	24 * A/R	75-0650	Tread - Footrest L.H.	2 35 1
72-3590	Shim .133 - Diff. Adjust.	24 * A/R	75-0721	Housing-Lower	25 34 1
72-3591	Shim .135 - Diff. Adjust.	24 * A/R	75-0750	Decal - Backlap	32 53 1
72-3592	Shim .137 - Diff. Adjust.	24 * A/R	75-0920	Cartridge - Relief 3000 psi	16 13 1
72-3593	Shim .139 - Diff. Adjust.	24 * A/R	75-0930	Hook - Oil Cooler	31 6 4
72-3594	Shim .141 - Diff. Adjust.	24 * A/R	75-1010	Assembly - Toggle Switch	11 16 2
72-3595	Shim .143 - Diff. Adjust.	24 * A/R	75-1020	Switch - Backlap	31 44 1
72-3596	Shim .145 - Diff. Adjust.	24 * A/R	75-1040	Cooler - Oil	32 52 1
72-3597	Shim .147 - Diff. Adjust.	24 * A/R	75-1180	Manifold	18 7 2
72-3598	Shim .149 - Diff. Adjust.	24 * A/R	75-1180	Manifold - Hydraulic	17 23 1
72-3600	Shim .151 - Diff. Adjust.	25 22 A/R	75-1200	Asm. - Hydraulic Cylinder	56 47 1
72-6950	Retainer	38 16 1	75-1210	Nut-Lock	57 2 1
72-9420	Vent Tube Assembly	25 39 1	75-1220	Piston	57 3 1
74-0720	Tube - Manual	6 11 1	75-1230	Assembly - Piston Rod	57 5 1
74-3810	Assembly - Load Plate	20 9 1	75-1250	Seal Kit	57 6 1
74-5520	Clutch - Fan	35 1 1	75-1260	Head-Internal	57 4 1
74-5950	Assembly - Swell Latch	11 5 1	75-1280	Decal - Warning	1 24 1
74-5950	Assembly - Swell Latch	2 44 3	75-1300	Asm. - Hydraulic Filter Head	14 31 1
74-9100	Pad - Forward	5 12 1	75-1310	Element - Hydraulic Filter	14 34 1
74-9110	Pad - Reverse	5 14 1	75-1330	Filter - Oil	22 31 1
75-0012	Assembly - Transmission	22 34 1	75-1340	Valve - Power Steering	4 * 1
75-0020	Housing	27 5 1	75-1360	Cable - Battery (Ground)	35 23 1
75-0030	Gasket - Housing	27 46 1	75-1370	Asm. - Battery Cable (+)	52 13 1
75-0040	Center Section	27 18 1	75-1390	Panel - Access	2 38 1
75-0060	Plug	27 20 4	75-1410	Panel - Floor	2 36 1
75-0070	Plug	27 41 1	75-1420	Cover - Steering Tower	1 2 1
75-0090	Screw - Cap Hex Hd.	27 9 8	75-1430	Assembly - Brake Pedal R.H.	5 35 1
75-0110	Screw - Cap Hex Hd.	27 35 2	75-1440	Pedal - Brake L.H.	5 33 1
75-0120	Screw - Cap Hex Hd.	27 28 1	75-1470	Shaft - Brake Pedal	5 36 1
75-0130	Screw - Cap Hex Head	27 24 3	75-1490	Rod - Parking Brake	3 13 1
75-0140	Spring - Conical	27 26 1	75-2010	Cartridge - Relief 2000 psi	16 14 1
75-0150	Guide - Seal	27 2 1	75-2080	Kit - Seal	16 * 10
75-0160	Plug - Pipe	27 47 1	75-2090	Kit - Seal	16 * 3
75-0170	Plug - Straight Thread	27 19 4	75-2120	Shaft and Tube	65 12 1
75-0180	Screw - Cap Hex Hd.	27 36 2	75-2170	Tube - Pump Control	5 37 1
75-0190	Plug - Special	27 27 2	75-2810	Clamp - Steering Valve	3 3 1
75-0200	Plug - Straight Thread	27 38 2	75-2851	Hose - Expansion Tank	52 5 1
75-0210	O-Ring	27 6 2	75-2851	Hose - Expansion Tank	31 16 1
75-0220	Pin	27 48 2	75-2900	Assembly - Rear Axle	56 45 1
75-0230	Seal - Lip	27 8 1	75-2970	Pedal - Traction	5 13 1
75-0240	O-Ring	27 21 6	75-3010	Joint - Arm	61 41 2
75-0250	Pin - Slotted	27 54 1	75-3010	Joint - Arm	59 54 3
75-0260	Valve - Relief	27 23 4	75-3040	Assembly - Carrier Frame	59 44 1
75-0270	Spring	27 39 1	75-3110	Collar - Transmission	22 14 1
75-0280	Spring	27 42 1	75-3130	Rod - Tie	55 37 2
75-0290	Spring	27 22 2	75-3140	Bracket - Air Cleaner	52 24 1
75-0310	Shim	27 40 1	75-3270	Lever - Traction Pivot	5 8 1
75-0320	Nipple	27 37 1	75-3390	Bracket - Backlap	32 55 1
75-0330	Seal - Lip	27 34 1	75-3400	Shaft - Seat Pivot	6 15 1
75-0340	Bearing - Needle	27 33 1	75-3420	Assembly - Lift Control	12 37 1
75-0350	Pin	27 31 1	75-3430	Rod - Throttle	6 33 1
75-0360	Gerotor	27 30 1	75-3480	Weldment - Upper	8 23 1
75-0370	O-Ring	27 29 1	75-3510	Bolt - Shoulder	8 26 2
75-0380	Plate - Valve	27 15 1	75-3530	Spring - Compression	8 3 1
75-0390	Plate - Swash	27 12 1	75-3540	Pin - Roll	8 6 1
75-0400	Plate - Thrust	27 13 2	75-3550	Bumper - Seat	8 7 2
75-0410	O-Ring	27 3 1	75-3580	Plate - Mounting, Seat	8 2 1
75-0430	Ring - Retaining	27 1 1	75-3680	Rod - Seat	6 20 1
75-0440	Shaft - Motor	27 45 1	75-3710	Dipstick	14 4 1
75-0450	Collar	27 50 1	75-3780	Fan	35 2 1
75-0460	Bearing - Ball	27 51 2	75-3790	Shaft and Tube	62 12 1
75-0470	Cylinder Block Kit	27 14 2	75-3790	Shaft and Tube	63 12 1
75-0480	Pin	27 10 2	75-3810	Bracket - Roller	60 15 2
75-0500	Bearing - Needle	27 16 2	75-3840	Fender - R.H.	1 3 1
75-0510	Pin	27 17 1	75-3860	Fender - L.H.	2 29 1
75-0520	Bearing - Ball	27 4 1	75-4080	Plate - Traction	28 15 1

*Not Illustrated

TORO PART NUMBER INDEX (Cont.)

Part No.	Description	Pg. No.	Ref. No.	Qty.	Part No.	Description	Pg. No.	Ref. No.	Qty.
75-4100	Control - Pump	28	25	1	75-6380	Shaft - Fan	35	3	1
75-4130	Plate - Switch	28	7	1	75-6390	Pulley - Fan	35	5	1
75-4180	Pin - Rear Axle Pivot	56	44	1	75-6490	Lever - Pedal Stop	5	20	1
75-4250	Bracket - Expansion Tank	52	21	1	75-6510	Lever - Bracket	5	16	1
75-4360	Bracket - Switch	6	8	1	75-6550	Disc - Friction	5	17	1
75-4370	Bracket - Switch (Seat)	6	3	1	75-6580	Cable - Pedal	5	7	1
75-4400	Adaptor - Transmission	29	8	1	75-6640	Fitting - Hydraulic 90°	15	20	2
75-4410	Assembly - Pivot Plate	55	42	1	75-6710	Decal - Fast/Slow	5	18	1
75-4450	Hub - Fan Drive	35	9	1	75-6820	Meter - Hour	12	47	1
75-4520	Spring - Torsion R.H.	60	37	1	75-6840	Knob - Knurled	2	42	4
75-4530	Spring - Torsion L.H.	60	*	1	75-6850	Tube - Oil Fill	23	47	1
75-4550	Shaft - Center Arm Pivot	58	27	1	75-6870	Hose - Hydraulic Suction	14	28	1
75-4590	Rod - Pivot	60	34	2	75-6870	Hose - Suction	29	1	1
75-4650	Bracket - Spring Rear L.H.	60	*	1	75-6880	Screen - Spark Arrester	34	*	1
75-4690	Bracket - Spring Rear R.H.	60	8	1	75-6930	Valve - SCR	27	52	1
75-4700	Hose - Fuel	21	13	1	76-1910	Shaft - Pivot	8	12	2
75-4701	Hose - Fuel	21	16	1	76-1920	Bushing - Sleeve	8	9	4
75-4701	Hose - Fuel Vent	31	28	1	76-1930	Knob - Tension Adjustment	8	19	1
75-4710	Warning Light Harness	11	28	1	76-1940	Spring - Extension	8	14	2
75-4720	Fitting - Hydraulic 90°	22	26	1	76-2940	Bumper - Rubber	8	8	2
75-5190	Decal - No Riders	2	32	2	76-2970	Bushing - Sleeve	55	43	2
75-5200	Bracket - Spring R.H.	58	*	1	76-2980	Washer - Thrust	55	41	1
75-5210	Bracket - Spring Center	58	16	1	76-8640	Stud - Traction	28	23	1
75-5220	Bracket - Spring L.H.	58	*	1	76-8730	Decal - Bolt Torque	22	1	2
75-5300	Rod - Hose Support	17	19	2	76-8750	Plate - Caution	31	21	1
75-5300	Rod - Hose Support	59	63	1	76-9430	Spring - Extension	28	8	1
75-5310	Spacer - Bearing	35	8	1	77-0490	Decal - Bolt	22	17	1
75-5330	Clamp - Hose	58	8	2	77-2870	Weldment - Hanger	8	18	1
75-5330	Clamp - Hydraulic Line	61	50	2	80-4860	Pin - Clevis	8	1	1
75-5350	Pin - Cylinder Rod End	60	23	2	82-6490	Hose - Hydraulic	59	65	1
75-5350	Pin - Cylinder Rod End	58	31	3	82-8270	Valve - Flow Control	18	13	1
75-5360	Pin - Cylinder Cap End	61	49	2	82-8270	Valve - Flow Control	15	31	1
75-5370	Mount - Clamp	58	36	1	82-8270	Valve - Flow Control	59	71	1
75-5380	Bracket - Clamp	58	38	1	82-9060	Adjuster W/Handle	8	13	1
75-5390	Roller	60	20	2	83-4780	Housing - Charge Pump	27	32	1
75-5400	Shaft - Roller	60	19	2	83-4910	Coupler - Pinion	25	40	1
75-5410	Bracket - Arm	59	53	2	83-5130	Spacer - Pinion	24	21	1
75-5420	Assembly - Lift Arm, Center	58	40	1	83-5170	Stop - Reel	61	*	1
75-5450	Assembly - Lift Arm R.H.	58	1	1	83-6780	Pin - Cylinder (Long)	59	61	2
75-5460	Assembly - Lift Arm L.H.	58	32	1	83-6790	Pin - Cylinder (Short)	59	43	1
75-5470	Spacer	28	12	2	83-7410	Roll - Bar	66	1	1
75-5720	Hose - Hydraulic	14	19	1	83-7430	Decal - Danger	66	3	1
75-5740	Box - Control	11	24	1	83-7440	Decal - Knob	6	40	1
75-5780	Hinge - Cover	2	51	1	83-9150	Decal - Starting Fluid	52	3	1
75-5780	Hinge - Cover	12	59	1	84-1710	Piston	64	4	1
75-5810	W.A. - Tool Box	2	26	1	84-1740	Shaft and Tube	64	12	1
75-5890	Hose - Hydraulic	17	10	1	84-1760	Seal repair Kit	64	*	1
75-5890	Hose - Hydraulic	58	28	2	84-8320	Insert - Hinge	58	10	4
75-5890	Hose - Hydraulic	15	35	1	84-8590	Assembly - Shoe & Lining	26	9	4
75-5900	Hose - Hydraulic	15	30	1	84-8600	Set of Lined Brake Shoes	26	*	1
75-5900	Hose - Hydraulic	59	47	1	85-4330	Cover - Gear	22	9	1
75-5910	Hose - Hydraulic	17	11	1	85-4340	Plate - Sensor Mounting	22	11	1
75-5910	Hose - Hydraulic	59	60	1	85-4350	Sensor - Gear Tooth	22	5	1
75-5940	Hose - Hydraulic	17	9	1	85-4420	Gauge - Speedometer	11	2	1
75-5940	Hose - Hydraulic AUX	3	23	1	85-4440	Decal - ECU	12	61	1
75-6070	Hose - Hydraulic	18	15	1	85-4450	Bracket - Fuse Block	11	23	1
75-6070	Hose - Hydraulic L.H. (Cap)	60	11	1	85-4460	Decal - HOC Selector	12	50	1
75-6080	Hose - Hydraulic	18	14	1	85-4470	Assembly - Potentiometer	12	44	1
75-6080	Hose - Hydraulic L.H. (Rod)	60	*	1	85-4480	Knob	11	25	1
75-6130	Hose - Hydraulic	14	9	1	85-4491	Lamp - Diagnostic	12	57	1
75-6180	Hose - Hydraulic	18	1	2	85-4530	Decal - Danger	6	17	1
75-6180	Hose - Hydraulic R.H.	60	21	2	85-4610	Decal - Clip	6	41	1
75-6220	Hose - Hydraulic	55	34	1	85-4650	Connector - Loop Back	12	*	1
75-6230	Hose - Hydraulic	56	50	1	85-4720	Decal - Fuses	11	27	1
75-6230	Hose - Hydraulic RT	3	18	2	85-4730	Decal - Hydraulic Oil	1	4	1
75-6240	Hose - Hydraulic	29	14	1	85-4730	Decal - Oil	17	7	1
75-6240	Hose - Hydraulic IN	3	19	1	85-4750	Display - Diagnostic-ACE	9	2	1
75-6250	Hose - Hydraulic	14	17	1	85-4760	Decal - Diagnostic-ACE	9	1	1
75-6250	Hose - Hydraulic OUT	3	25	1	85-9900	Plate - Spring Anchor	28	16	1
75-6260	Cover - Tool Box	2	47	1	85-9910	Eyebolt	28	27	1
75-6270	Cover - Control Box	11	15	1	85-9980	Decal - R.O.P.S.	66	2	1
75-6280	Bracket - Hose	1	22	1	86-3040	Coupling - Driveshaft	34	7	1
75-6340	Strainer - In-Line	22	41	1	86-7220	Gear - Pinion	22	37	1
75-6350	Hose	22	28	1	86-7230	Gear-Spur	24	14	1
75-6370	Cover - Sensor	59	49	1	86-7330	Seal Repair Kit	65	*	1

*Not Illustrated

TORO PART NUMBER INDEX (Cont.)

3317-644

Part No.	Description	Pg. Ref. No. No. Qty.	Part No.	Description	Pg. Ref. No. No. Qty.
86-7330	Seal repair Kit	62 * 1	92-8795	Assembly - Body	20 10 1
86-7330	Seal repair Kit	63 * 1	92-8796	Pin - Dowel	20 14 2
86-7520	Asm. - Trunnion Cover R.H.	27 7 1	92-8863	Repair Kit	20 * 1
86-7530	Asm. - Trunnion Cover L.H.	27 49 1	92-9096	Assembly - Hose	14 46 1
86-7540	Shaft - Pump	27 11 1	92-9096	Hose - Hydraulic	17 22 1
86-7550	Connector - Cover (2 Way)	12 * 2	92-9097	Set Screw	61 43 2
86-7560	Connector - Cover (3 Way)	12 * 3	92-9097	Set Screw	59 69 3
86-9190	Hose - Hydraulic	15 14 2	92-9098	Manifold - Tank	14 14 1
88-0440	Decal - Floor Plate	17 6 1	93-0000	Hood W.A.	1 8 1
88-6700	Decal - ANSI	2 34 1	93-0005	Strip - Foam, Top	31 11 1
88-6960	Cartridge - 4W/2P	16 19 3	93-0011	Grill - Hood	1 12 1
88-6970	Cartridge - N.O.	16 9 2	93-0012	Assembly - Frame	2 43 1
88-6990	Cartridge - N.C.	16 7 3	93-0020	Radiator	31 12 1
88-7020	Cartridge - N.O.	16 3 2	93-0021	Asm. - Throttle Cable Swivel	6 26 2
88-9190	Solenoid - 20 Watt	16 4 6	93-0022	Shroud - Fan	31 19 1
88-9200	Solenoid - 28 Watt	16 8 5	93-0023	Hose - Radiator Upper	31 18 1
88-9460	Hose - Hydraulic	19 11 1	93-0024	Hose - Radiator Lower	31 24 1
88-9460	Hose - Hydraulic	14 48 1	93-0025	Shield W.A. - Radiator	31 33 1
91-1717	Hose - Hydraulic	19 9 1	93-0030	Asm. - Cooler Mount R.H.	31 9 1
92-1125	Decal - Clip (Danish)	7 41 1	93-0032	Hsg. W.A. - Front Screen	31 2 1
92-1126	Decal - Clip (Dutch)	7 41 1	93-0038	Support W.A. - Radiator	31 7 1
92-1127	Decal - Service (Italian)	6 41 1	93-0043	Bracket - Fan Idler	36 55 1
92-1128	Decal - Clip (Spanish)	6 41 1	93-0044	Muffler	34 13 1
92-1129	Decal - Clip (German)	6 41 1	93-0045	Yoke - Slip Tube	34 4 1
92-1130	Decal - Clip (French)	6 41 1	93-0047	Assembly - U-Joint	34 * 1
92-1131	Decal - Clip (Swedish)	6 41 1	93-0047	Yoke - Shaft	34 3 1
92-1180	Assembly - Seat	7 45 1	93-0048	Hose - Air Cleaner	35 19 1
92-1718	Hose - Hydraulic	19 12 1	93-0049	Assembly - Engine	35 24 1
92-1719	Hose - Hydraulic	19 8 1	93-0050	Bracket - Engine L.H. Rear	35 29 1
92-1721	Hose - Hydraulic	19 14 1	93-0051	Bracket - Engine L.H. Front	36 48 1
92-1721	Hose - Hydraulic	15 24 1	93-0054	Bracket W.A. - Fan	36 52 1
92-1722	Hose - Hydraulic	17 1 1	93-0062	Belt - V	36 56 1
92-1722	Hose - Hydraulic	19 5 1	93-0063	Bracket - Engine R.H. Rear	35 * 1
92-1723	Hose - Hydraulic	19 10 1	93-0064	Support - Rear Axle	55 4 1
92-1723	Hose - Hydraulic	15 27 1	93-0066	Asm. - Lift Arm Rear R.H.	60 28 1
92-1724	Hose - Hydraulic	19 1 1	93-0068	Asm. - Lift Arm Rear L.H.	60 * 1
92-1725	Hose - Hydraulic	15 4 1	93-0069	Pin - Pivot	61 52 2
92-1725	Hose - Hydraulic	19 6 1	93-0071	Asm. - Cooler Mount L.H.	31 * 1
92-1726	Hose - Hydraulic	19 16 1	93-0073	Cable - Throttle	6 24 1
92-1726	Hose - Hydraulic	17 24 1	93-0074	Support - Cable	36 62 1
92-1727	Hose - Hydraulic	19 15 1	93-0075	Hose - Hydraulic	22 30 1
92-1728	Hose - Hydraulic	19 17 1	93-0075	Hose - Trans. to Cooler	32 * 1
92-1728	Hose - Hydraulic	15 37 1	93-0076	Hose - Hydraulic	22 21 1
92-1729	Hose - Hydraulic	19 20 1	93-0076	Hose - Trans. to Cooler	32 46 1
92-1729	Hose - Hydraulic	17 25 1	93-0077	Hose - Cooler, R.H.	32 49 1
92-1773	Screw-Cap, Hex Hd.	24 11 4	93-0077	Hose - Hydraulic	14 30 1
92-1774	Seal-Oil	26 2 2	93-0078	Hose - Cooler, L.H.	32 * 1
92-1920	Plug - Drain	40 6 1	93-0078	Hose - Hydraulic	15 21 1
92-1921	Gasket - Plug, Drain	40 7 1	93-0080	Asm. - Main Wire Harness	12 56 1
92-1961	Seal	39 15 6	93-0081	Strip - Seal	1 9 1
92-1961	Seal - Valve Stem	51 106 6	93-0082	Grommet	32 58 2
92-2143	Bolt W/Washer	41 22 5	93-0083	Plate - Valve	27 44 1
92-2379	Clamp - Hose	52 6 1	93-0084	Assembly - Front Axle	23 46 1
92-2379	Clamp - Hose	31 14 1	93-0089	Bracket - Mount LH, Cooler	31 *4 1
92-2581	Assembly - Switch Arm	28 21 1	93-0090	Bracket - Mount RH, Cooler	31 4 1
92-4808	Sleeve - Trans. Pilot	22 15 1	93-0092	Mount - Rubber, Rear	35 30 2
92-4846	Asm. - Trans. Support	22 39 1	93-0093	Bracket - Eng. Left Rear	35 33 1
92-4999	Fitting - Hydraulic 90°	32 51 2	93-0095	Bracket - Eng. Front	36 45 2
92-5524	Decal - Noise Rating, 90	7 47 1	93-0096	Decal - A.C.E.	2 27 2
92-5549	Decal - Reelmasterr 5300D	1 10 2	93-0097	Valve - SCR	27 25 1
92-5720	Controller - Electronic	11 31 1	93-0118	Hose - Hydraulic	18 9 2
92-5751	Decal - Hood Trim L.H.	1 23 1	93-0118	Hose - Hydraulic	17 12 1
92-5752	Decal - Hood Trim R.H.	1 * 1	93-0118	Hose - Hydraulic	15 33 1
92-5791	Spacer	61 54 2	93-0119	Hose - Hydraulic	17 13 1
92-5797	Gasket - Axle	22 10 1	93-0119	Hose - Hydraulic	14 21 1
92-6315	Cartridge - N.C.	16 22 1	93-0139	Manifold - Hydraulic	17 17 1
92-6533	Kit - Cushion, Replacement	7 44 1	93-0140	Grommet	6 10 1
92-6534	Shell - Seat	7 43 1	93-0142	Bushing - Straight	60 36 2
92-8001	Sensor - Reed Switch	6 6 1	93-0143	Cartridge - Relief 250 psi	17 18 1
92-8002	Sensor - Reed Switch	58 12 1	93-0309	Washer - Tab	55 22 2
92-8753	Magnet - Reed Switch	6 5 1	93-1358	Software - ECU RM5300D	12 * 1
92-8754	Actuator - Reed Switch	59 51 1	93-1374	Latch - Swell	31 1 2
92-8775	Gasket - Kit, Liquid	26 * 1	93-1375	Motor - Hydraulic	19 21 5
92-8780	Assembly - Fuel Tank	21 23 1	93-1376	Assembly - Pump, Gear	29 18 1
92-8785	Reservoir - Hydraulic	14 1 1	93-1396	Coupler W.A. - Trans.	29 7 1

*Not Illustrated

TORO PART NUMBER INDEX (Cont.)

Part No.	Description	Pg. No.	Ref. No.	Qty.	Part No.	Description	Pg. No.	Ref. No.	Qty.
93-3102	Cap - Fuel Tank	21	22	1	93-3415	Assembly - Valve, Relief	40	22	1
93-3139	Panel - Tower	3	10	1	93-3416	Housing	40	17	1
93-3140	Panel - Control	11	14	1	93-3417	Gasket	40	16	1
93-3163	Spring	8	28	2	93-3417	Gasket	51	101	1
93-3164	Cap	8	27	2	93-3418	Gauge - Level, Oil	40	1	1
93-3165	Bracket	8	29	1	93-3420	Assembly - Pump, Oil	40	15	1
93-3350	Gear - Camshaft	37	35	1	93-3421	Bolt	40	14	3
93-3351	Gear - Pump, Injection	37	1	1	93-3422	Assembly - Pan, Oil	40	9	1
93-3352	Assembly - Idler, Gear	37	2	1	93-3423	Gasket	41	4	1
93-3353	Bushing - Idler	37	36	1	93-3423	Gasket	51	113	1
93-3354	Crankshaft	37	27	1	93-3423	Gasket - Muffler	34	15	1
93-3355	Washer - Spring	37	12	1	93-3424	Gasket - Cover, Rocker	41	5	1
93-3356	Nut	37	11	1	93-3424	Gasket - Rocker	51	123	1
93-3357	Pulley - Crankshaft	37	14	1	93-3425	Guide - Valve, In	41	8	3
93-3358	Assembly - Sub, Flywheel	37	25	1	93-3426	Bolt - Head, Cylinder	41	14	11
93-3359	Gear - Crankshaft	37	15	1	93-3427	Guide - Valve	41	15	3
93-3360	Cover	37	7	1	93-3428	Cylinder Head Assembly	41	17	1
93-3361	Gasket - Cover	37	8	1	93-3429	Cap - Sealing	41	29	1
93-3361	Gasket - Tie Rod Cover	51	111	1	93-3430	Jet - Combustion	41	28	3
93-3362	Bushing - Camshaft	37	34	1	93-3431	Gasket - Cylinder Head	51	122	1
93-3363	Assembly - Shaft, Idler	37	4	1	93-3431	Gasket - Head, Cylinder	41	26	1
93-3364	Ball - Steel	37	3	1	93-3432	Bolt W/Washer	41	27	2
93-3365	Pin - Dowel	37	9	2	93-3433	Assy. - Cover, Rocker	41	11	1
93-3366	Cap - Sealing	37	10	1	93-3434	Gasket - Cover, Inlet	41	18	1
93-3367	Plug - Taper	37	32	1	93-3434	Gasket - Inlet Cover	51	124	1
93-3368	Bolt	37	33	4	93-3435	Bolt W/Washer	41	9	4
93-3369	Cap - Sealing	37	31	2	93-3436	Gasket - Exhaust	41	30	1
93-3370	Bearing - Con-Rod	37	16	6	93-3436	Gasket - Exhaust	51	125	1
93-3371	Asm. - Rod, Connecting	37	23	3	93-3437	Asm. - Manifold, Exhaust	41	31	1
93-3372	Nut	37	30	6	93-3438	Assy. - Cover, Inlet	41	20	1
93-3373	Bolt - Connecting	37	17	6	93-3440	Pipe - Inlet	41	21	1
93-3374	Pin - Piston	37	18	3	93-3441	Gasket - Inlet Pipe	51	118	1
93-3375	Ring Set - Piston	37	19	3	93-3441	Gasket - Pipe, Inlet	41	25	1
93-3376	Piston - Std.	37	22	3	93-3442	Bolt W/Washer	41	23	1
93-3377	Piston - O.S. 0.25	37	*	3	93-3443	Bolt W/Washer	41	24	1
93-3378	Piston - O.S. 0.50	37	*	3	93-3444	Cap - Filler	42	1	1
93-3379	Set - Ring, Piston O.S. 0.25	37	*	3	93-3445	Gasket - Gear	42	2	1
93-3380	Set - Ring, Piston O.S. 0.50	37	*	3	93-3445	Gasket - Gear	51	117	1
93-3381	Cap - Sealing	38	2	2	93-3446	Plate - Front	42	4	1
93-3382	Cap - Sealing	38	4	1	93-3447	Gasket - Front Plate	51	116	1
93-3383	Seal - Side	38	7	4	93-3447	Gasket - Plate, Front	42	5	1
93-3383	Seal - Side	51	114	4	93-3448	Case - Gear	42	6	1
93-3384	Cylinder Block Assembly	38	20	1	93-3449	Bolt	42	8	8
93-3385	Cap - Metal	38	9	1	93-3450	Assembly - Pump, Water	43	7	1
93-3386	Cap - Sealing	38	15	3	93-3451	Bolt W/Washer	43	6	2
93-3387	Bearing - Set Std.	38	14	1	93-3452	Joint	43	5	1
93-3388	Bearing - Set U.S. 0.50 mm	38	*	1	93-3453	Gasket	43	8	1
93-3389	Bearing - Set U.S. 0.75 mm	38	*	1	93-3453	Gasket - Water Pump	51	112	1
93-3390	Case - Seal, Oil	46	19	1	93-3454	Plate	43	9	1
93-3391	Gasket - Oil Seal Case	51	115	1	93-3455	Gasket - Pump, Water	43	10	1
93-3391	Gasket - Seal, Oil	46	21	1	93-3455	Gasket - Water Pump	51	110	1
93-3392	Seal - Oil	46	20	1	93-3456	Bolt W/Washer	43	4	3
93-3393	Bolt	46	18	5	93-3457	Bolt W/Washer	43	11	1
93-3394	Valve - Inlet	39	29	3	93-3458	Pulley - Pump, Water	43	2	1
93-3395	Valve - Exhaust	39	28	3	93-3459	Bolt W/Washer	43	1	4
93-3396	Spring - Valve	39	16	6	93-3460	V-Belt	43	3	1
93-3397	Cap - Valve	39	12	6	93-3461	Assembly - Pump, Fuel	44	*	1
93-3398	Asm. - Rocker & Shaft	39	*	1	93-3462	Assembly - Sub, Housing	44	30	1
93-3399	Bolt	39	9	1	93-3463	Holder - Delivery, Valve	44	16	3
93-3400	Assembly - Rocker	39	*	1	93-3464	Spring - Delivery, Valve	44	14	3
93-3401	Screw - Rocker	39	4	6	93-3465	Gasket - Delivery, Valve	44	13	3
93-3402	Bracket, Shaft, Rocker	39	11	1	93-3466	Assembly - Sub, Valve	44	12	3
93-3403	Bracket - Shaft, Rocker	39	6	2	93-3467	Assembly - Sub, Element	44	11	3
93-3404	Assembly - Shaft	39	*	1	93-3468	Sleeve - Control	44	24	3
93-3405	Cap - Sealing	39	8	2	93-3469	Seat - Spring, Upper	44	25	3
93-3406	Spring - Rocker	39	7	2	93-3470	Spring - Plunger	44	26	3
93-3407	Bolt - Bracket, Rocker	39	10	3	93-3471	Assembly - Sub, Tappet	44	29	3
93-3408	Shaft - Pump, Fuel Inject.	39	21	1	93-3472	Assembly - Control, Rack	44	23	1
93-3409	Bearing	39	19	1	93-3473	Seat - Spring, Lower	44	27	3
93-3410	Bolt W/Washer	39	17	1	93-3474	O-Ring	44	15	3
93-3411	Rod - Push	39	22	6	93-3475	Pin - Guide, Tappet	44	21	3
93-3412	Camshaft	39	24	1	93-3476	Plate	44	22	1
93-3413	Assembly - Strainer	40	13	1	93-3477	Plate - Adjusting	44	20	2
93-3414	Gasket	40	11	1	93-3478	Bolt - Washer Head	44	19	2
93-3414	Gasket	51	108	1	93-3479	Screw - Hollow	44	10	1

*Not Illustrated

TORO PART NUMBER INDEX (Cont.)

3317-644

Part No.	Description	Pg. Ref. No. No. Qty.	Part No.	Description	Pg. Ref. No. No. Qty.
93-3480	Screw - Bleeder, Air	44 8 1	93-3552	Wire	47 6 1
93-3481	Washer - Union, Pipe	44 9 1	93-3553	Bolt	47 4 3
93-3482	Plate - Shim .25 mm	44 * A/R	93-3554	Bolt - Case, Governor	47 3 1
93-3483	Plate - Shim .35 mm	44 * A/R	93-3555	Assembly - Starter	48 * 1
93-3484	Plate - Shim .45 mm	44 * A/R	93-3556	Screw	48 19 1
93-3485	Plate - Shim .55 mm	44 * A/R	93-3556	Screw Set	48 3 1
93-3486	Plate - Shim .65 mm	44 * A/R	93-3557	Assembly - Bracket, Front	48 4 1
93-3487	Plate - Name	44 18 1	93-3558	Assembly - Lever	48 5 1
93-3488	Rivet	44 17 2	93-3559	Spring Set	48 6 1
93-3489	Assembly - Nozzle & Holder	44 * 1	93-3560	Assembly - Bracket, Center	48 7 1
93-3490	Assembly - Sub, Body	44 7 3	93-3561	Assembly - Switch	48 8 1
93-3491	Washer - 1.25 mm	44 6 A/R	93-3562	Armature Set	48 * 1
93-3492	Washer - 1.3 mm	44 * A/R	93-3563	Bearing - Front	48 13 1
93-3493	Washer - 1.35 mm	44 * A/R	93-3564	Bearing - Rear	48 14 1
93-3494	Washer - 1.4 mm	44 * A/R	93-3565	Bolt Set	48 18 2
93-3495	Washer - 1.45 mm	44 * A/R	93-3566	Assembly - Shaft, Clutch	48 * 1
93-3496	Washer - 1.5 mm	44 * A/R	93-3567	Pinion Set	48 2 1
93-3497	Washer - 1.55 mm	44 * A/R	93-3568	Gear Set	48 21 1
93-3498	Washer - 1.6 mm	44 * A/R	93-3569	Gear	48 11 1
93-3499	Washer - 1.65 mm	44 * A/R	93-3570	Cover Set	48 10 1
93-3500	Washer - 1.7 mm	44 * A/R	93-3571	Assembly - Yoke	48 15 1
93-3501	Spring - Pressure	44 5 3	93-3572	Bolt Set	48 9 1
93-3502	Pin - Pressure	44 4 3	93-3573	Assembly - Holder	48 16 1
93-3503	Assembly - Nozzle	44 2 3	93-3574	Spring - Brush	48 20 4
93-3504	Assembly - Solenoid	46 22 1	93-3575	Assembly - Bracket, Rear	48 17 1
93-3505	Bracket - Starter	46 24 1	93-3576	Stopper Set	48 1 1
93-3506	Plug - Glow	46 16 3	93-3577	Assembly - Alternator	49 * 1
93-3507	Plate - Connection	46 6 1	93-3578	Nut - Set	49 1 1
93-3508	Plate - Adjusting	45 16 1	93-3579	Assembly - Pulley	49 2 1
93-3509	Nut	45 12 1	93-3580	Bolt Set	49 4 1
93-3510	Washer - Spring	45 13 1	93-3581	Assembly - Bracket, Front	49 10 1
93-3511	Washer - Plain	45 14 1	93-3582	Screw Set	49 3 1
93-3512	Bolt - Alternator	45 15 1	93-3583	Bearing - Front	49 5 1
93-3513	Pipe - Injector No.1	46 7 1	93-3584	Assembly - Rotor	49 7 1
93-3514	Pipe - Injector No.2	46 10 1	93-3585	Bearing - Rear	49 6 1
93-3515	Pipe - Injector No.3	46 11 1	93-3586	Assembly - Stator	49 12 1
93-3516	Pipe - Leak Off, Fuel	46 15 1	93-3587	Assembly - Bracket, Rear	49 14 1
93-3517	Bolt	46 3 4	93-3588	Regulator Set	49 13 1
93-3518	Nipple - Swivel	46 2 1	93-3589	Brush	49 11 2
93-3519	Assembly - Case, Therm.	45 11 1	93-3590	Assembly - Rectifier	49 9 1
93-3520	Pipe	45 21 1	93-3591	Nut - Set	49 8 1
93-3521	Gasket - Case, Thermostat	45 8 1	93-3592	Kit - Gasket, Complete	51 * 1
93-3521	Gasket - Thermo Case	51 120 1	93-3593	Packing - Body	51 119 1
93-3522	Bolt W/Washer	45 19 3	93-3594	Hose - Breather	41 13 1
93-3523	Assembly - Hose, Fuel	45 1 1	93-3595	Clip - Hose	41 32 1
93-3524	Thermostat	45 7 1	93-3596	Pipe - Oil Inlet	37 20 3
93-3525	Gauge	45 3 1	93-3597	Bearing - Set U.S. 0.25 mm	38 * 1
93-3526	Switch	45 10 1	93-3598	Cap - Sealing	41 19 1
93-3527	Gasket	45 9 1	93-3599	Gasket - Liquid	40 * 1
93-3527	Gasket	51 109 1	93-3601	Decal - Service	1 25 1
93-3528	Plug	45 2 1	93-3604	Gasket	29 6 1
93-3529	Assembly - Case, Governor	47 1 1	93-3609	Bolt - Special	4 36 4
93-3530	Pin - Spring	47 18 1	93-3611	Asm. - Control Manifold	15 6 1
93-3531	O-Ring	47 25 1	93-3612	Fitting - Hydraulic 90°	15 25 1
93-3532	Nut - Jam	47 33 1	93-3614	Assembly - Cover	20 4 1
93-3533	Bolt - Speed Set	47 31 2	93-3615	Assembly - Drive Shaft	20 7 1
93-3534	Spring - Governor	47 16 1	93-3616	Assembly - Idler Gear	20 6 1
93-3535	Spring Set - Torque	47 13 1	93-3617	Assembly - Differential	25 * 1
93-3536	Stopper	47 11 1	93-3618	Gear & Pinion Assembly	25 * 1
93-3537	Spring - Torque	47 10 2	93-3619	Upper Housing	25 26 1
93-3538	Spring - Start	47 21 1	93-3621	Bracket - Eng. Right Rear	35 * 1
93-3539	Shim - Shaft, Governor	47 23 1	93-3623	Strip - Sealing, Radiator	32 61 2
93-3540	Lever - Speed	47 35 1	93-3624	Plate - Retaining	32 62 2
93-3541	Case - Governor	47 36 1	93-3625	Spring - Joystick Return	12 58 1
93-3542	Lever - Spring, Governor	47 17 1	93-3626	Bracket - Hose	31 35 1
93-3543	Lever - Tension	47 19 1	93-3626	Bracket - Hose	2 41 1
93-3544	Lever - Governor	47 22 1	93-3639	Decal - Warning	2 48 1
93-3545	Shaft - Governor	47 24 1	93-3640	Stop - Reel	61 56 1
93-3546	Rod - Tie	47 15 1	93-3641	Plate - Idler Stop	7 49 1
93-3547	Spring - Rod, Tie	47 14 1	93-3642	Tube - Hydraulic	29 13 1
93-3548	Gasket - Case, Governor	47 29 1	93-3642	Tube - Hydraulic	15 38 1
93-3548	Gasket - Governor Case	51 121 1	93-3643	Tube - Hydraulic	29 12 1
93-3549	Shaft - Sleeve, Sliding	47 26 1	93-3643	Tube - Hydraulic	15 39 1
93-3550	Sleeve - Sliding	47 27 1	93-3644	Guard W.A. - Flywheel	34 22 1
93-3551	Weight	47 28 1	93-4268	Kit - Flange	30 * 1

*Not Illustrated

TORO PART NUMBER INDEX (Cont.)

Part No.	Description	Pg. No.	Ref. No.	Qty.	Part No.	Description	Pg. No.	Ref. No.	Qty.
93-4269	Kit - Housing, Section 1	30	*	1	93-8078	Decal - Diag. (Danish)	9	1	1
93-4270	Kit - Housing, Section 2	30	*	1	93-8079	Decal - Diag. (Dutch)	9	1	1
93-4271	Kit - Housing, Section 3	30	*	1	93-8080	Decal - Diag. (Italian)	9	1	1
93-4272	Kit - Individual Pieces	30	*	1	93-8081	Decal - Diag. (Spanish)	9	1	1
93-4277	Kit - Valve	30	19	1	93-8082	Decal - Diag. (German)	9	1	1
93-4278	Pin - Dowel	30	4	4	93-8083	Decal - Diag. (French)	9	1	1
93-4279	Plate - Distance	30	13	2	93-8084	Decal - Diag. (Swedish)	9	1	1
93-4280	Coupling	30	9	2	93-8085	Decal - Diag. (Portuguese)	9	1	1
93-4281	Pin - Dowel	30	22	4	93-8086	Decal - Diag. (Norwegian)	9	1	1
93-4282	Block - Valve	30	18	1	93-8087	Decal - Diag. (Finnish)	9	1	1
93-4283	Bolt	30	17	4	93-8091	Decal - Service (Danish)	2	25	1
93-4284	Spacer - Cooler, Engine	40	31	1	93-8092	Decal - Service (Dutch)	2	25	1
93-4285	Cooler - Oil, Engine	40	26	1	93-8093	Decal - Service (Italian)	2	25	1
93-4286	O-Ring	40	32	1	93-8094	Decal - Service (Spanish)	1	25	1
93-4287	O-Ring	40	30	1	93-8095	Decal - Service (German)	1	25	1
93-4288	Fitting - Block, Engine	40	29	1	93-8096	Decal - Service (French)	1	25	1
93-4289	Hose - Cooler, Outlet	40	28	1	93-8097	Decal - Service (Swedish)	1	25	1
93-4290	Connector - Cooler	40	25	1	93-8098	Decal - Service (Portuguese)	2	25	1
93-4291	Fitting - Pump, Water	40	23	1	93-8099	Decal - Service (Norwegian)	2	25	1
93-4292	Cover - Spiral Tube	40	35	1	93-8496	Gauge - Temperature	11	8	1
93-4294	Hose - Cooler, Inlet	40	33	1	93-8497	Gauge - Fuel	11	1	1
93-4295	Assembly - Filter, Oil	40	4	1	93-8742	Pad - Brake	5	26	2
93-4296	Clamp-R	40	24	1	93-9310	Asm. - Hydraulic Cylinder	59	46	1
93-4297	Clamp - Hose	40	27	4	93-9311	Asm. - Hydraulic Cylinder	61	48	2
93-6668	Decal - Battery (Europe)	52	9		93-9312	Assembly - Barrel	63	1	1
93-6680	Decal - Fuel (Europe)	2	28	1	93-9313	Assembly - Barrel	62	1	1
93-6681	Plate - Caution (Europe)	31	21	1	93-9323	Screw - Socket Hd.	34	19	3
93-6682	Panel - Tower (Europe)	3	10	1	93-9933	Shield - Flywheel	33	1	1
93-6683	Panel - Control (Europe)	11	14	1	93-9973	Frame - Seat	6	28	1
93-6684	Decal - Backlap (Europe)	32	53	1	93-9976	Assembly - Seat Plate	6	16	1
93-6686	Decal - Hydraulic Oil	1	4	1	93-9979	Latch - Seat	6	35	1
93-6686	Decal - Oil (Europe)	17	7	1	93-9983	Bracket - Seat Latch	6	36	2
93-6687	Decal - No Step (Europe)	59	62	2	217-120	Rim	23	52	2
93-6689	Decal - No Riders (Europe)	2	32	2	217-121	Rim	55	20	2
93-6690	Decal - HOC Selector	12	50	1	218-446	Nut - Locking	11	10	1
93-6691	Decal - Bolt (Europe)	22	17	1	218-447	Washer - E.T.L.W.	11	11	1
93-6692	Decal - Starting Fluid	52	3	1	218-498	Nut - Hex.	11	4	4
93-6693	Decal - Floor Plate (Europe)	17	6	1	218-498	Nut - Lock	32	54	2
93-6694	Decal - Knob (Europe)	6	40	1	218-533	Lens - Red	11	*	1
93-6695	Decal - Fuses (Europe)	11	27	1	218-535	Nut - Lock	11	30	1
93-6696	Decal - Warning (Europe)	58	33	3	218-536	Washer - Lock	11	29	1
93-6696	Decal - Warning (Europe)	61	45	2	218-573	Fuse - 5A	11	20	1
93-6698	Decal - Warning (Europe)	1	24	1	218-578	Fuse - 10A	11	*	3
93-6699	Decal - Fast/Slow (Europe)	5	18	1	218-579	Wire - Fuel Pump	21	34	1
93-7000	Spindle - Rear R.H.	55	*	1	218-590	Switch - Micro	12	38	2
93-7001	Spindle - Rear L.H.	55	15	1	219-17	Bulb - Light	11	*	4
93-7013	Guide - Gauge, Oil Level	40	3	1	219-19	Bulb - Light	12	*	1
93-7154	Decal - Service (Finnish)	2	25	1	231-134	Tire	23	53	2
93-7160	Cap - Hydraulic Reservoir	14	8	1	231-141	Tire	55	19	2
93-7182	Guard - Fan	33	4	1	232-27	Stem - Valve	22	3	2
93-7183	Assembly - Lift Control	12	37	1	232-35	Stem - Valve	55	21	2
93-7276	Decal - Danger (Europe)	52	29	1	233-17	Knob - Parking Brake	3	9	1
93-7416	Insert - Dust Shield	26	20	2	233-42	Knob	5	19	1
93-7550	Hydraulic Cylinder Asm.	59	67	1	233-42	Knob - Throttle	6	34	1
93-7551	Asm. - Hydraulic Cylinder	58	7	1	237-21	O-Ring	17	2	7
93-7557	Assembly - Barrel	65	1	1	237-21	O-Ring	18	2	7
93-7558	Assembly - Barrel	64	1	1	237-21	O-Ring	19	4	8
93-7990	Head	62	9	1	237-21	O-Ring	60	14	4
93-7990	Head	63	9	1	237-21	O-Ring	15	18	4
93-7990	Head	65	9	1	237-21	O-Ring	55	33	2
93-7991	Collar	62	11	1	237-21	Seal - O-Ring	58	5	8
93-7991	Collar	63	11	1	237-22	O-Ring	15	1	4
93-7991	Collar	65	11	1	237-22	O-Ring	17	14	2
93-7993	Head	64	9	1	237-22	O-Ring	3	14	5
93-7994	Collar	64	11	1	237-22	O-Ring	29	15	1
93-8050	Decal - Danger (Europe)	66	3	1	237-22	O-Ring	19	19	10
93-8051	Decal - Warning (Europe)	2	48	1	237-22	O-Ring	22	20	2
93-8052	Decal - Instructions (Europe)	52	4	1	237-22	O-Ring	14	23	6
93-8053	Decal - ECU (Europe)	12	61	1	237-22	O-Ring	32	47	2
93-8057	Decal - Clip (Portuguese)	6	41	1	237-30	O-Ring	29	11	2
93-8058	Decal - Clip (Norwegian)	7	41	1	237-30	O-Ring	16	12	1
93-8059	Decal - Clip (Finnish)	7	41	1	237-30	O-Ring	15	13	4
93-8060	Decal - Danger (Europe)	6	17	1	237-42	O-Ring	16	5	2
93-8073	Decal - R.O.P.S. (Europe)	66	2	1	237-42	O-Ring	17	16	2
93-8074	Decal - Blank	2	34	1	237-42	O-Ring	14	25	4

*Not Illustrated

TORO PART NUMBER INDEX (Cont.)

3317-644

Part No.	Description	Pg. Ref. No. No. Qty.	Part No.	Description	Pg. Ref. No. No. Qty.
237-65	O-Ring	14 10 5	282-4	Clevis - Spring	58 21 3
237-65	O-Ring	15 22 1	283-6	Pin - Clevis	60 10 2
237-65	O-Ring	32 50 2	283-6	Pin - Clevis	58 15 3
237-78	O-Ring	16 1 12	283-58	Pin - Clevis	5 30 4
237-78	O-Ring	19 2 5	302-5	Fitting - Grease	34 5 1
237-78	O-Ring	58 3 6	302-5	Fitting - Grease	57 7 2
237-78	O-Ring	17 4 7	302-5	Fitting - Grease	55 11 4
237-78	O-Ring	18 4 8	302-5	Fitting - Grease	58 11 6
237-78	O-Ring	15 7 6	302-5	Fitting - Grease	62 13 1
237-78	O-Ring	60 12 4	302-5	Fitting - Grease	63 13 1
237-78	O-Ring	22 22 1	302-5	Fitting - Grease	64 13 1
237-78	O-Ring	55 31 2	302-5	Fitting - Grease	65 13 1
237-79	O-Ring	15 9 6	302-5	Fitting - Grease	28 20 1
237-79	O-Ring	16 10 1	302-5	Fitting - Grease	60 29 4
237-79	O-Ring	29 17 3	302-5	Fitting - Grease	5 39 1
237-79	O-Ring	19 18 10	302-5	Fitting - Grease	36 67 1
237-79	O-Ring	22 18 2	304-46	Drain - Radiator	31 10 1
237-79	O-Ring	14 45 1	304-46	Fitting - Drain	21 25 1
237-80	O-Ring	16 20 1	321-2	Screw - Cap Hex. Hd.	14 6 1
237-81	O-Ring	14 12 4	321-2	Screw - Cap Hex. Hd.	22 6 1
237-81	O-Ring	22 25 2	321-4	Screw - Cap Hex. Hd.	35 12 1
237-81	O-Ring	15 26 1	321-4	Screw - Cap Hex. Hd.	31 23 7
237-141	Bumper	1 6 2	321-4	Screw - Cap Hex. Hd.	6 31 2
237-146	O-Ring	29 19 1	321-4	Screw - Cap Hex. Hd.	58 35 2
237-156	O-Ring	16 16 2	321-6	Screw - Cap Hex. Hd.	33 2 4
237-161	O-Ring	22 36 1	321-6	Screw - Cap Hex. Hd.	52 22 2
237-163	O-Ring	29 9 1	321-6	Screw - Cap Hex. Hd.	21 31 2
237-165	Grommet	56 46 2	321-8	Screw - Cap Hex. Hd.	21 6 2
237-181	O-Ring	23 51 1	321-11	Screw - Cap Hex. Hd.	18 6 4
240-3	Grommet	32 57 2	321-15	Screw - Cap Hex. Hd.	11 33 3
240-11	Grommet	21 28 3	321-18	Screw - Cap Hex. Hd.	17 5 4
240-11	Grommet	14 39 3	321-23	Screw - Cap Hex. Hd.	14 13 2
241-119	Cap - Dust	55 24 2	321-39	Screw - Cap Hex. Hd.	1 15 7
242-34	Stud-Flange, Axle	26 11 10	321-39	Screw - Cap Hex. Hd.	11 26 2
242-50	Nut - Lug	55 26 10	322-2	Screw - Cap Hex. Hd.	31 43 2
2411-36	Bearing - Rod End	5 2 1	322-2	Screw - Cap Hex. Hd.	36 61 4
2412-3	Clamp - Hose	31 27 2	322-3	Screw - Cap Hex. Hd.	35 14 4
2412-4	Clamp	35 16 2	322-3	Screw - Cap Hex. Hd.	6 14 13
2412-4	Clamp - R	34 21 1	322-3	Screw - Cap Hex. Hd.	28 18 2
2412-34	Clamp - Hose	29 2 1	322-3	Screw - Cap Hex. Hd.	5 25 8
2412-34	Clamp - Hose	31 15 2	322-3	Screw - Cap Hex. Hd.	52 26 6
2412-34	Clamp - Hose	14 18 3	322-3	Screw - Cap Hex. Hd.	15 28 4
2412-36	Clamp - Drain	21 24 1	322-3	Screw - Cap Hex. Hd.	2 30 4
2412-41	Clamp - R	52 23 1	322-3	Screw - Cap Hex. Hd.	11 35 3
2412-42	Clamp - Hose	52 1 1	322-4	Screw - Cap Hex. Hd.	52 11 3
2412-71	Clamp - R	36 51 1	322-4	Screw - Cap Hex. Hd.	35 18 2
2412-72	R-Clamp	7 48 1	322-4	Screw - Cap Hex. Hd.	31 36 2
2412-74	Clamp-R	61 53 2	322-4	Screw - Cap Hex. Hd.	2 40 2
2412-92	Clamp - Hose	35 20 1	322-5	Screw - Cap Hex. Hd.	60 6 3
2412-93	Clamp - R	6 18 1	322-5	Screw - Cap Hex. Hd.	1 19 4
2412-93	Clamp - R	14 32 2	322-5	Screw - Cap Hex. Hd.	58 26 3
2412-103	Clamp - R	31 29 2	322-5	Screw - Cap Hex. Hd.	12 54 1
2412-107	Clamp - R	61 51 1	322-5	Screw - Cap Hex. Hd.	32 60 4
2412-107	R-Clamp	2 50 1	322-6	Screw - Cap Hex Head	8 30 1
2412-108	Clamp - Hose	21 12 11	322-6	Screw - Cap Hex. Hd.	60 17 4
2412-108	Clamp - Hose	31 31 1	322-6	Screw - Cap Hex. Hd.	36 47 8
2412-126	Clamp-R	12 53 1	322-7	Screw - Cap Hex. Hd.	28 10 1
2412-129	Clamp - Hose	22 27 2	322-9	Screw - Cap Hex. Hd.	34 2 2
2412-133	Clamp - R	7 42 2	322-10	Screw - Cap Hex. Hd.	28 3 1
251-259	Bearing - Ball	28 11 2	322-12	Screw - Cap Hex. Hd.	60 32 2
251-318	Bearing - Ball	35 7 2	323-4	Screw - Cap Hex. Hd.	6 2 2
253-129	Seal - Grease	55 28 2	323-4	Screw - Cap Hex. Hd.	14 43 2
254-65	Cone-Tapered Bearing	25 28 2	323-5	Screw - Cap Hex. Hd.	21 26 3
254-66	Cup-Tapered Bearing	25 27 2	323-5	Screw - Cap Hex. Hd.	14 36 3
254-72	Cup - Bearing	55 17 4	323-6	Screw - Cap Hex. Hd.	35 11 2
254-91	Cone-Bearing	25 23 1	323-6	Screw - Hex Head	61 57 2
254-94	Cone - Bearing	55 16 4	323-7	Screw - Cap Hex. Hd.	55 1 4
256-42	Bushing - Sleeve	5 34 2	323-7	Screw - Cap Hex. Hd.	36 57 1
256-113	Bushing - Flange	28 19 2	323-9	Screw - Cap Hex. Hd.	5 3 1
256-115	Washer - Thrust	60 26 8	323-9	Screw - Cap Hex. Hd.	52 15 1
256-115	Washer - Thrust	59 41 11	323-9	Screw - Cap Hex. Hd. LH	35 36 1
256-121	Washer - Thrust	55 12 2	323-11	Screw - Cap Hex. Hd.	58 39 1
256-236	Bearing - Flange	5 24 4	323-12	Screw - Cap Hex. Hd.	29 4 2
256-287	Bushing - Flange	60 38 4	323-12	Screw - Cap Hex. Hd.	22 32 2
282-4	Clevis - Spring	60 3 2	323-12	Screw - Cap Hex. Hd.	59 56 2

*Not Illustrated

TORO PART NUMBER INDEX (Cont.)

Part No.	Description	Pg. No.	Ref. No.	Qty.	Part No.	Description	Pg. No.	Ref. No.	Qty.
323-12	Screw - Cap Hex. Hd. RH	35	*	1	3256-22	Washer - Flat	58	34	2
323-14	Screw - Cap Hex. Hd.	35	44	2	3256-23	Washer - Flat	60	7	10
323-20	Screw - Cap Hex. Hd.	23	49	2	3256-23	Washer - Flat	6	12	8
324-7	Screw - Cap Hex. Hd.	22	29	4	3256-23	Washer - Flat	3	15	6
325-4	Screw - Cap Hex. Hd.	60	35	4	3256-23	Washer - Flat	35	17	6
325-4	Screw - Cap Hex. Hd.	59	59	6	3256-23	Washer - Flat	1	18	6
325-5	Screw - Cap Hex. Hd.	66	6	9	3256-23	Washer - Flat	52	25	2
325-7	Screw - Cap Hex. Hd.	22	13	2	3256-23	Washer - Flat	58	25	3
327-2	Screw - Cap Hex. Hd.	55	3	1	3256-23	Washer - Flat	31	38	4
328-7	Screw - Cap Hex. Hd.	58	18	4	3256-24	Washer	8	5	1
328-12	Screw - Cap Hex. Hd.	58	13	2	3256-24	Washer - Flat	55	2	2
328-25	Screw - Cap Hex. Hd.	55	30	1	3256-24	Washer - Flat	5	4	1
328-27	Screw - Cap Hex. Hd.	56	49	1	3256-24	Washer - Flat	52	17	1
3210-8	Screw - Cap, Hex Hd.	24	19	8	3256-24	Washer - Flat	6	19	3
3212-4	Screw - Cap Hex. Hd.	66	*	2	3256-24	Washer - Flat	58	24	3
3213-2	Screw - Cap Hex. Hd.	35	31	8	3256-24	Washer - Flat	60	30	4
3217-6	Nut - Hex	8	32	1	3256-24	Washer - Flat	14	41	2
3217-6	Nut - Hex.	28	28	1	3256-24	Washer - Flat	36	50	4
3217-9	Nut - Lock	66	7	3	3256-26	Washer - Flat	28	2	1
3218-1	Nut - Jam	23	50	1	3256-26	Washer - Flat	66	4	9
3220-3	Nut - Jam	5	1	2	3256-26	Washer - Flat	3	22	1
3220-3	Nut - Jam	55	14	8	3256-26	Washer - Flat	8	24	2
3220-5	Nut - Jam	55	36	2	3256-38	Washer - Flat	34	26	3
3220-6	Nut	4	27	1	3256-40	Washer - Flat	36	66	4
3220-6	Nut - Steering Wheel	3	8	1	3256-46	Washer - Flat	8	20	1
3220-7	Nut - Jam	55	23	2	3256-69	Washer - Thrust	5	31	3
3220-12	Nut - Jam L.H. Thread	55	38	2	3256-70	Washer - Flat	34	12	6
3230-2	Bolt - Carriage	35	15	1	3256-78	Washer - Flat	35	25	1
3234-5	Screw - Whiz Lock	31	3	6	3258-19	Screw - Machine	53	6	2
3234-7	Screw - Cap Flange Hd.	2	42	1	3258-166	Screw - Phillips Hd.	11	12	5
3234-7	Screw - Cap Flange Hd.	2	53	1	3258-166	Screw - Phillips Hd.	3	28	2
3234-13	Screw - Cap Flange Hd.	56	52	2	3258-166	Screw - Phillips Hd.	2	46	3
3234-14	Screw - Hex. Washer Hd.	2	33	14	3269-10	Washer - Back-up	31	30	7
3234-17	Screw - Cap Hex. Hd.	34	11	1	3269-13	Rivet - Pop	31	32	17
3250-29	Screw - Cap Hex. Hd.	6	7	4	3269-15	Rivet - Pop	31	5	8
3253-3	Washer - Lock	22	7	1	3272-2	Pin - Cotter	5	5	2
3253-3	Washer - Lock	6	30	1	3272-4	Pin - Cotter	1	11	2
3253-3	Washer - Lock	11	32	3	3272-5	Pin - Cotter	3	17	3
3253-4	Washer - Lock	3	2	2	3272-10	Pin - Cotter	28	1	1
3253-4	Washer - Lock	6	13	4	3272-10	Pin - Cotter	60	4	2
3253-4	Washer - Lock	60	16	2	3272-10	Pin - Cotter	58	17	3
3253-4	Washer - Lock	28	17	2	3272-10	Pin - Cotter	3	21	1
3253-4	Washer - Lock	1	20	4	3272-10	Pin - Cotter	6	21	2
3253-4	Washer - Lock	15	29	4	3272-10	Pin - Cotter	5	40	4
3253-4	Washer - Lock	31	39	4	3272-13	Pin - Cotter	55	25	2
3253-4	Washer - Lock	36	60	4	3273-26	Screw - Hex. Socket Hd.	12	45	2
3253-5	Washer - Lock	29	5	2	3290-93	Screw - Cap Hex. Hd.	12	39	4
3253-6	Washer - Lock	66	*	2	3290-271	Rivet - Pop	31	20	2
3253-6	Washer - Lock	8	25	2	3290-354	Plate - Nut	11	36	2
3253-7	Washer - Lock	66	5	9	3290-378	Tie - Cable	3	*	3
3253-7	Washer - Lock	35	32	8	3290-378	Tie - Cable	31	17	1
3253-7	Washer - Lock	61	39	4	3290-378	Tie - Cable	52	28	1
3253-7	Washer - Lock	59	58	6	3290-378	Tie - Cable	61	42	6
3253-15	Washer - Lock	21	9	5	3290-378	Tie - Cable	59	68	5
3253-21	Washer - Lock	52	16	1	3290-379	Tie - Cable	60	1	1
3253-21	Washer - Lock	22	33	2	3290-379	Tie - Cable	58	14	3
3253-21	Washer - Lock	35	35	1	3290-461	Washer - Belleville	5	21	1
3253-21	Washer - Lock	14	42	2	3290-488	Boot - Lift Control	12	40	1
3253-33	Washer - Lock	8	31	1	3290-489	Knob - Lift Control	11	3	1
3255-8	Washer - Lock	35	22	2	3296-2	Nut - Lock	11	18	3
3255-8	Washer - Lock ETLW	3	31	1	3296-3	Nut - Lock	6	27	3
3255-9	Washer - Lock E.T.L.W.	36	49	1	3296-9	Nut - Hex.	28	24	2
3256-1	Washer - Flat	11	13	5	3296-20	Nut - Lock	3	16	4
3256-1	Washer - Flat	1	14	10	3296-23	Nut - Lock	22	16	2
3256-1	Washer - Flat	3	29	2	3296-29	Nut - Lock	28	9	4
3256-3	Washer - Flat	2	31	4	3296-29	Nut - Lock	60	9	8
3256-3	Washer - Flat	11	34	4	3296-29	Nut - Lock	34	14	2
3256-5	Washer - Flat	8	4	1	3296-29	Nut - Lock	5	23	8
3256-6	Washer - Flat	61	40	4	3296-29	Nut - Lock	6	23	10
3256-6	Washer - Flat	59	57	6	3296-29	Nut - Lock	52	27	4
3256-22	Washer - Flat	33	3	8	3296-29	Nut - Lock	35	43	10
3256-22	Washer - Flat	21	4	2	3296-29	Nut - Lock	59	45	3
3256-22	Washer - Flat	5	6	2	3296-29	Nut - Lock	32	59	2
3256-22	Washer - Flat	3	11	4	3296-39	Nut - Lock	55	5	2
3256-22	Washer - Flat	31	22	4	3296-39	Nut - Lock	6	9	3

*Not Illustrated

TORO PART NUMBER INDEX (Cont.)

3317-644

Part No.	Description	Pg. No.	Ref. No.	Qty.	Part No.	Description	Pg. No.	Ref. No.	Qty.
3296-39	Nut - Lock	60	31	6	32151-61	Ring - Retaining	60	18	4
3296-39	Nut - Lock	22	35	2	32151-62	Ring - Retaining	22	38	1
3296-39	Nut - Lock	35	38	4	32151-77	Ring - Retaining	55	40	1
3296-39	Nut - Lock	5	38	1	32152-10	Nut	62	2	1
3296-39	Nut - Lock	59	52	2	32152-10	Nut	63	2	1
3296-42	Nut - Lock	21	3	2	32152-10	Nut	64	2	1
3296-42	Nut - Lock	33	5	4	32152-10	Nut	65	2	1
3296-42	Nut - Lock	1	13	7	32153-6	Nut - Lock	55	6	2
3296-42	Nut - Lock	14	15	2	340-2	Fitting - Hydraulic Straight	17	15	2
3296-42	Nut - Lock	17	21	4	340-3	Fitting - Hydraulic Straight	15	5	1
3296-42	Nut - Lock	11	22	4	340-3	Fitting - Hydraulic Straight	29	16	1
3296-42	Nut - Lock	31	25	7	340-3	Fitting - Hydraulic, Straight	22	19	2
3296-42	Nut - Lock	3	30	2	340-4	Fitting - Hydraulic Straight	29	10	2
3296-42	Nut - Lock	58	37	2	340-8	Fitting - Hydraulic Straight	14	11	2
3296-42	Nut - Lock	36	63	1	340-13	Fitting - Hydraulic Straight	18	12	2
3296-44	Nut - Lock	8	22	1	340-13	Fitting - Hydraulic Straight	15	19	2
3296-44	Nut - Lock	34	23	3	340-13	Fitting - Straight	59	64	2
3296-44	Nut - Lock	58	23	4	340-18	Fitting - Hydraulic 90°	15	2	2
3296-48	Nut - Lock	22	45	4	340-18	Fitting - Hydraulic 90°	19	7	10
3296-51	Nut - Lock	58	19	6	340-21	Fitting - Hydraulic Tee	19	13	1
3296-54	Nut - Lock	6	4	4	340-77	Fitting - Hydraulic 90°	14	22	1
3296-56	Nut - Lock	22	4	2	340-77	Fitting - Hydraulic 90°	17	27	1
3296-59	Nut - Lock	5	22	1	340-82	Fitting - Hydraulic 90°	14	47	2
3296-59	Nut - Lock	36	54	1	340-87	Fitting - Hydraulic 45°	14	27	1
32104-76	Screw - Thread Forming	59	48	2	340-92	Fitting - Hydraulic Straight	18	3	4
32105-1	Screw - Cap Hex. Hd.	12	43	1	340-92	Fitting - Hydraulic Straight	15	17	2
32105-13	Screw - Cap Hex. Hd.	11	17	2	340-92	Fitting - Hydraulic Straight	17	26	4
32105-21	Screw	28	4	2	340-101	Fitting - Hydraulic 45°	15	10	2
32107-11	Nut-Square	53	5	2	340-101	Fitting - Hydraulic 45°	16	11	1
32108-9	Screw - Machine	22	12	1	340-103	Fitting - Hydraulic 45°	19	3	5
32120-74	Ring - Retaining	27	53	1	340-103	Fitting - Hydraulic 45°	60	13	1
32120-93	Ring - Retaining	60	25	4	340-103	Fitting - Hydraulic 45°	55	32	2
32120-93	Ring - Retaining	58	29	6	340-124	Fitting - Straight	32	48	2
32121-2	Pin - Roll	35	4	2	340-132	Fitting - Hydraulic 90°	17	3	3
32121-6	Pin - Roll	5	9	1	340-132	Fitting - Hydraulic 90°	58	4	5
32121-16	Pin - Roll	5	32	1	340-132	Fitting - Hydraulic 90°	18	8	1
32121-38	Pin - Roll	6	22	1	340-132	Fitting - Hydraulic 90°	60	22	3
32121-45	Pin - Roll	5	10	2	340-139	Fitting - Hydraulic 90°	15	23	1
32121-50	Pin - Roll	5	41	1	340-139	Fitting - Hydraulic 90°	14	35	1
32121-122	Pin - Roll	61	44	2	340-143	Fitting - Hydraulic 90°	59	70	1
32121-122	Pin - Roll	59	55	3	340-143	Fitting - Hydraulic 90°	18	11	1
32122-24	Screw - Round Hd.	21	10	5	340-143	Fitting - Hydraulic 90°	16	18	1
32128-20	Nut - Flange Head	34	18	1	340-143	Fitting - Hydraulic 90°	15	32	1
32128-20	Nut - Lock	52	19	3	351-78	Edging	6	1	1
32128-20	Nut - Whiz	31	8	6	353-512	Fitting - Hydraulic Plug	18	5	2
32128-25	Nut - Flange	6	38	4	353-550	Fitting - Plug	14	44	1
32128-26	Nut - Flange	8	21	4	353-599	Pin-Dowel	20	3	2
32128-33	Nut - Flange Head	2	45	3	353-682	Fitting - Hydraulic Straight	14	20	1
32128-33	Nut - Lock	18	10	4	353-781	Fitting - 90°	21	30	2
32128-33	Nut - Lock	52	20	2	353-989	Plug	16	6	2
32128-33	Nut - Lock Flange	21	36	2	353-990	Plug	16	2	11
32128-33	Nut - Lock, Flange Hd.	12	55	3	353-991	Plug	16	17	2
32144-1	Screw - Cap Hex. Hd.	12	41	2	354-20	Fitting - Fuel Tee	21	15	1
32144-5	Nut	24	1	8	354-21	Fitting - Fuel Straight	21	17	1
32144-10	Screw - Hex. Washer Hd.	14	33	2	354-22	Fitting - Fuel, Straight	21	14	2
32144-14	Screw - Self Tapping	59	66	3	354-46	Ring-Seal	20	8	1
32144-18	Screw - Cap Hex. Hd.	12	46	2	354-50	Screw-Hex Socket Hd.	20	1	4
32144-21	Screw	3	6	1	354-51	Washer	20	2	4
32144-22	Screw - Cap Hex. Hd.	28	13	4	354-70	Plug	16	21	1
32144-26	Screw - Self-Tapping	3	1	2	354-72	Fitting - Hydraulic 45°	22	42	1
32144-49	Screw - Hex. Washer Hd.	61	55	2	354-73	Fitting - Hydraulic Straight	14	24	2
32144-112	Screw - Cap Hex. Hd.	22	8	8	354-74	Fitting - Hydraulic Plug	14	16	1
32144-112	Screw-Thread Forming	24	13	8	354-75	Fitting - Hydraulic 90°	22	40	1
32148-7	Nut - Clinch	31	34	2	354-77	Fitting - Hydraulic Test Port	22	23	1
32149-1	Nut - Lock	36	59	1	354-77	Fitting - Test Port	15	11	2
32151-36	Ring - Retaining	55	7	2	354-78	Fitting - Hydraulic	29	3	1
32151-36	Ring - Retaining	61	47	4	354-79	Cap - Test Port	15	12	2
32151-41	Ring - Retaining	20	13	1	354-79	Cap - Test Port	22	24	1
32151-48	Ring - Retaining	60	5	2					
32151-48	Ring - Retaining	58	20	3					

*Not Illustrated

TABLE OF CONTENTS

Description	Page	Description	Page
Frame & Body Assembly	1-2	Timing Gear, Piston, Flywheel & Crankshaft	37
Steering Tower Assembly	3	Cylinder Block And Bearing Assembly	38
Steering Valve Assembly No. 75-0600	4	Valve, Camshaft And Rocker Assembly	39
Traction & Brake Pedals Assembly	5	Oil Pan, Pump Relief Valve	40
Seat & Throttle Assembly	6-7	Cylinder Head, Manifold & Cover Assembly	41
Seat Suspension Assembly	8	Timing Gear Case	42
Diagnostic-ACE Display Assembly	9	Water Pump Assembly	43
Electrical Schematic	10	Fuel Injection Pump Assembly	44
Control Console Assembly	11-12	Thermostat And Alternator Mount Assembly	45
Hydraulic Schematic	13	Fuel And Starter System Assembly	46
Hydraulic Reservoir Assembly	14	Governor	47
Hydraulic Control Manifold Assembly	15	Starter Assembly	48
Control Manifold Assembly	16	Alternator Assembly	49
Front Hydraulic Manifolds	17	Overhaul Gasket Kit	50-51
Rear Hydraulic Manifolds	18	Engine Components Assembly	52
Cutting Unit Hydraulic Components	19	Air Cleaner Assembly	53
Reel Motor Assembly No. 93-1375	20	Fuel Filter Assembly	54
Fuel Tank Assembly	21	Rear Axle Assembly	55-56
Front Axle & Transmission Assembly	22-23	Hydraulic Cylinder No. 75-1200	57
Front Axle Assembly No. 93-0084	24-25	Front Lift Arms Assembly	58-59
Brake Assembly	26	Rear Lift Arms Assembly	60-61
Transmission Assembly No. 75-0012	27	Hydraulic Cylinder Assembly No. 93-9311	62
Traction Control Assembly	28	Hydraulic Cylinder Assembly No. 93-9310	63
Gear Pump Installation Assembly	29	Hydraulic Cylinder Assembly No. 93-7551	64
Hydraulic Pump Assembly No. 93-1376	30	Hydraulic Cylinder Assembly No. 93-7550	65
Radiator Assembly	31-32	R.O.P.S. Assembly (Optional)	66
Fan Guard & Flywheel Shield Assembly (Europe)	33	Special Tools	67
Muffler & Pump Drive Assembly	34	International Parts Reference	68-69
Engine Installation Assembly	35-36	Part Number Index	70-79

European parts kit number 93-7184 contains all of the individual parts on the preceding pages designated as (Europe).

IDENTIFICATION AND ORDERING

MODEL AND SERIAL NUMBERS

The Reelmaster® 5300D has two identification numbers; a model number and a serial number. The two numbers are stamped on a decal which is located on the traction unit frame under the seat. In any correspondence concerning the Reelmaster 5300D, supply model and serial numbers to assure that correct information and replacement parts are obtained.

To order replacement parts from an Authorized TORO Service Dealer, supply the following information:

1. Model and serial number of the Reelmaster 5300D.
2. Part number, description, and the quantity of part(s) desired.

NOTE: Do not order by reference number if a parts catalog is being used; use the PART NUMBER.

COUNTRIES OTHER THAN THE UNITED STATES OR CANADA

Customers who have purchased TORO products exported from the United States or Canada should contact their Toro Distributor

(Dealer) to obtain guarantee policies for your country, province or state.