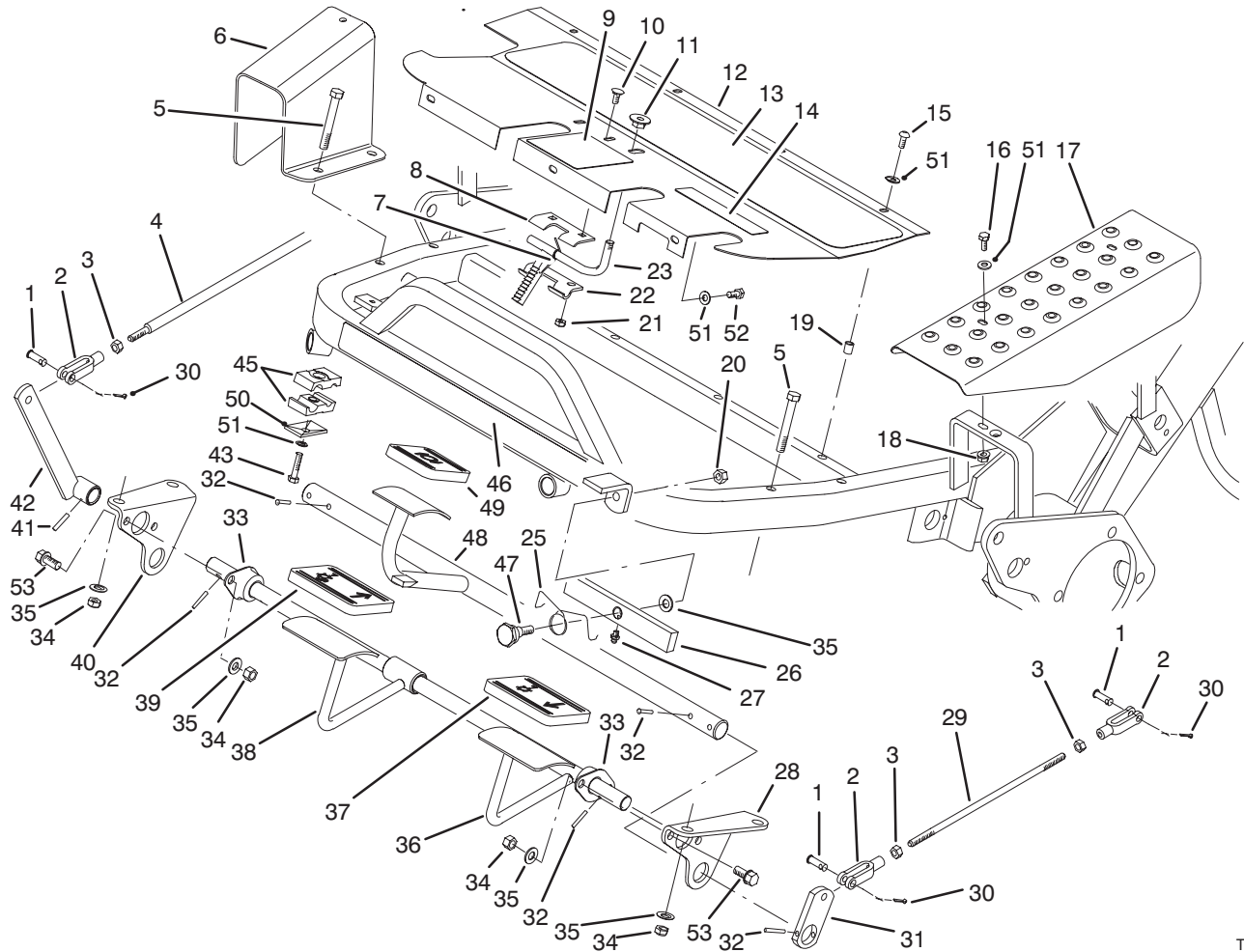




MODEL NO. 04354-50400 & UP

PARTS CATALOG

GREENSMASTER® 3100-3WD
TRACTION UNIT



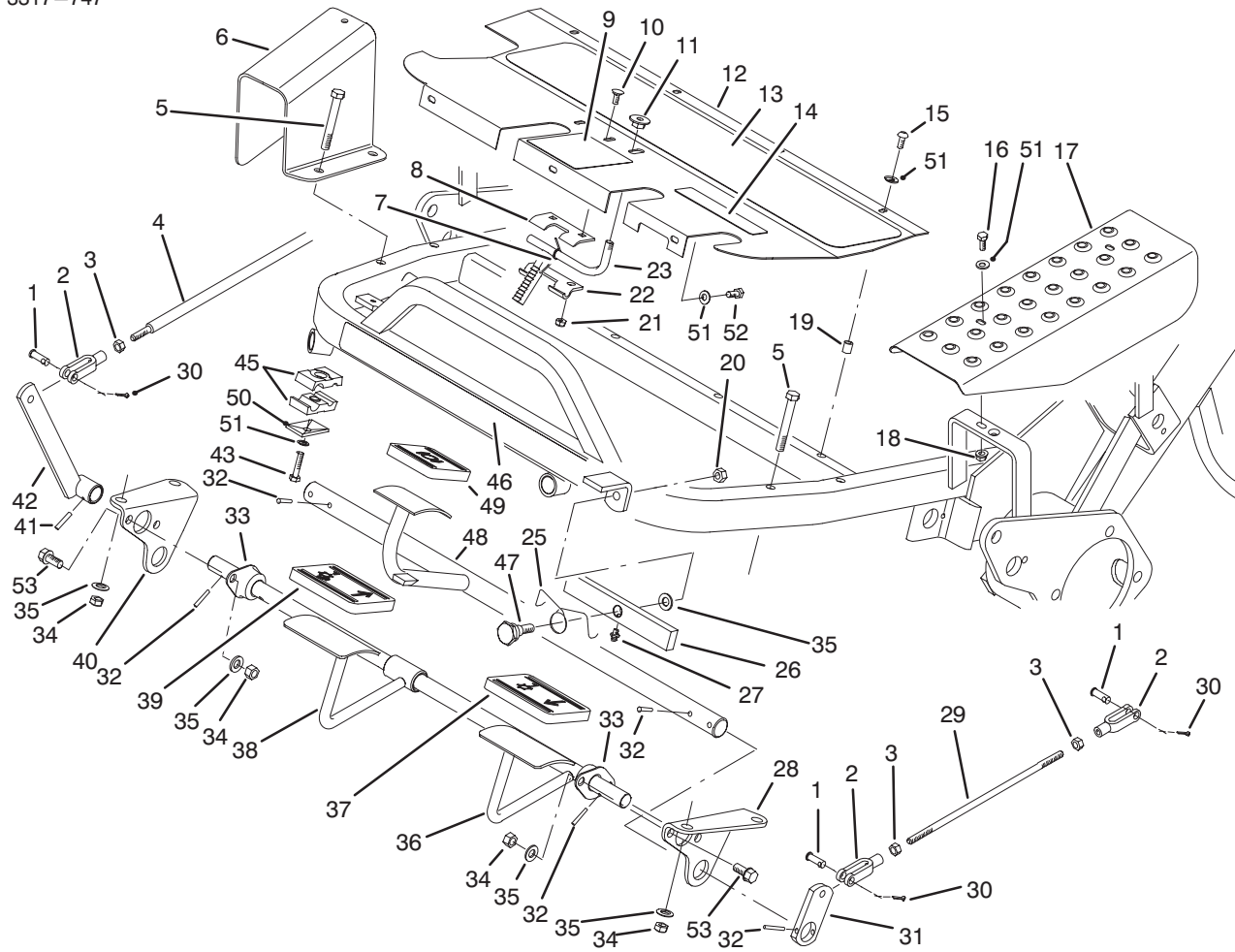
T-1285B

CONTROL PEDAL ASSEMBLY

Ref. No.	Part No.	Description	No. Used
1	283-61	Pin - Clevis	5
2	282-2	Clevis - Adjusting	5
3	3220-2	Nut - Jam	5
4	49-5430	Rod - Control	1
5	323-13	Screw - Cap Hex. Hd.	4
6	49-6110	Guard - Transfer Rod	1
7	10-8140	Spring - Torsion	1
8	10-7880	Hinge - Upper	1
†9	27-2830	Decal - Parking Brake	1
10	3229-22	Bolt - Carriage	2
11	32141-111	Nut Flange Lock	1
12	83-0640	Plate - Footrest	1
13	49-6120	Pad - Footrest	1
†14	93-8075	Decal - Mow/Lift	1
15	3274-31	Screw - Hex. Socket Hd.	4
16	321-4	Screw - Hex. Flange Hd.	2

Ref. No.	Part No.	Description	No. Used
17	83-0200	Cover - L.H.	1
18	32128-33	Nut - Flange Lock	2
19	32148-6	Insert - Threaded	8
20	3296-39	Nut - Lock	1
21	3296-16	Nut - Lock	2
22	10-7890	Hinge - Lower	1
23	10-7850	Latch - Parking Brake	1
25	83-0080	Spring - Torsion	1
26	83-0060	Lift - Pivot	1
27	302-5	Fitting - Grease	1
28	88-9640	Lift Pivot Bracket L.H.	1
29	27-2270	Rod - Brake Adjusting	2
30	3272-6	Pin - Cotter	5
31	10-8100	Strap - Brake Shaft	2
32	32121-35	Pin - Roll	8
33	27-2320	Bearing - Flange	2

†For different language versions of this part, see International Parts Page.

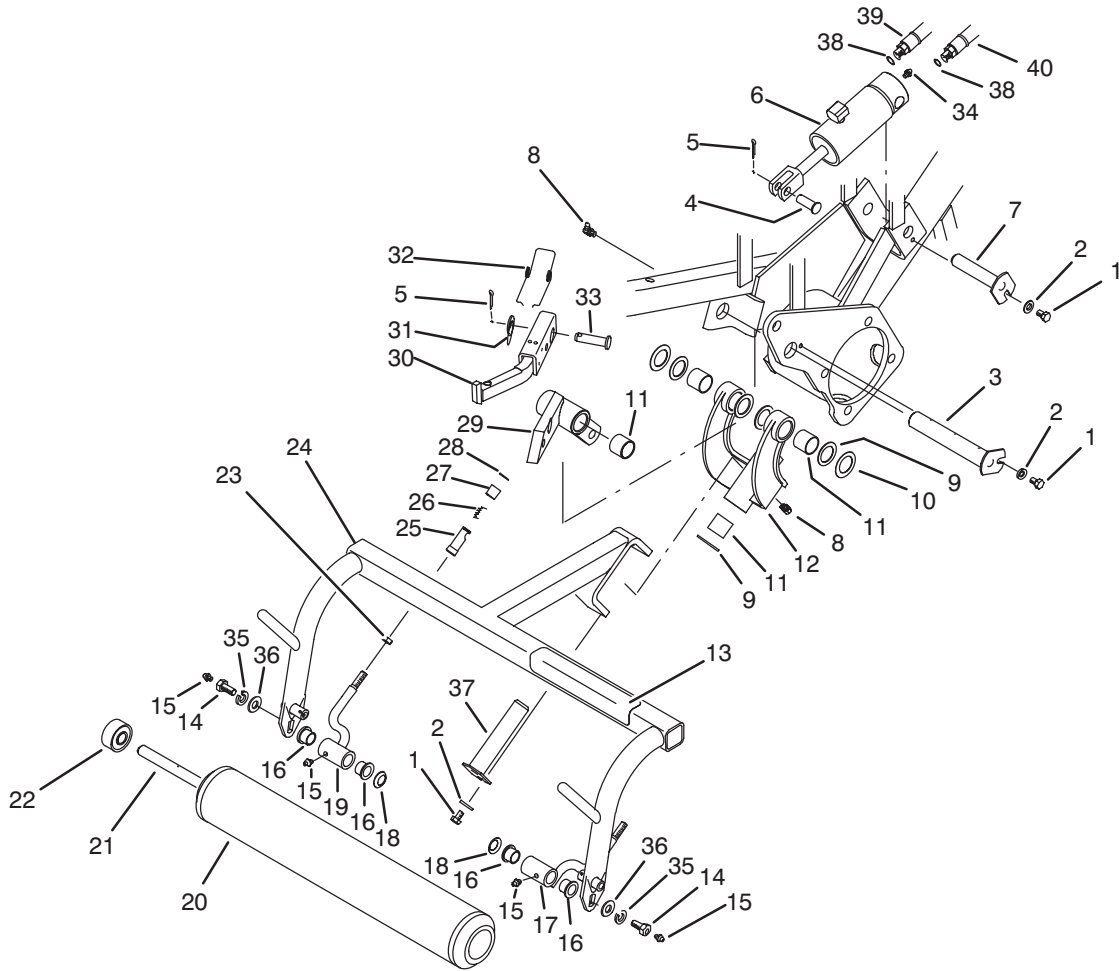


T-1285B

CONTROL PEDAL ASSEMBLY (Continued)

Ref. No.	Part No.	Description	No. Used	Ref. No.	Part No.	Description	No. Used
34	3296-59	Nut - Lock	8	46	93-2548	Decal - Greensmaster 3100	1
35	3256-24	Washer - Flat	5	47	83-2590	Bolt - Shoulder	1
36	88-9660	Shaft - Cutting Control	1	48	83-0160	Shaft - Brake	1
37	93-7631	Pad - Lift	1	49	93-7629	Pad - Brake	1
38	83-0140	Pedal - Mow	1	50	69-9760	Plate - Cover	1
39	93-7630	Pad - Mow	1	51	3256-1	Washer - Flat	9
40	88-9630	Lift Pivot Bracket R.H.	1	52	321-3	Screw - Cap Hex. Hd.	3
41	32121-6	Pin - Roll	1	53	3234-1	Screw - Cap Hex. Hd.	4
42	49-6200	Lever - Cutting Control	1	*	36-7250	Basket - Grass	3
43	321-11	Screw - Cap Hex. Hd.	1	*	65-8320	Bar - Gauge	1
45	56-7970	Clamp Half - Tube	2				

*Not Illustrated



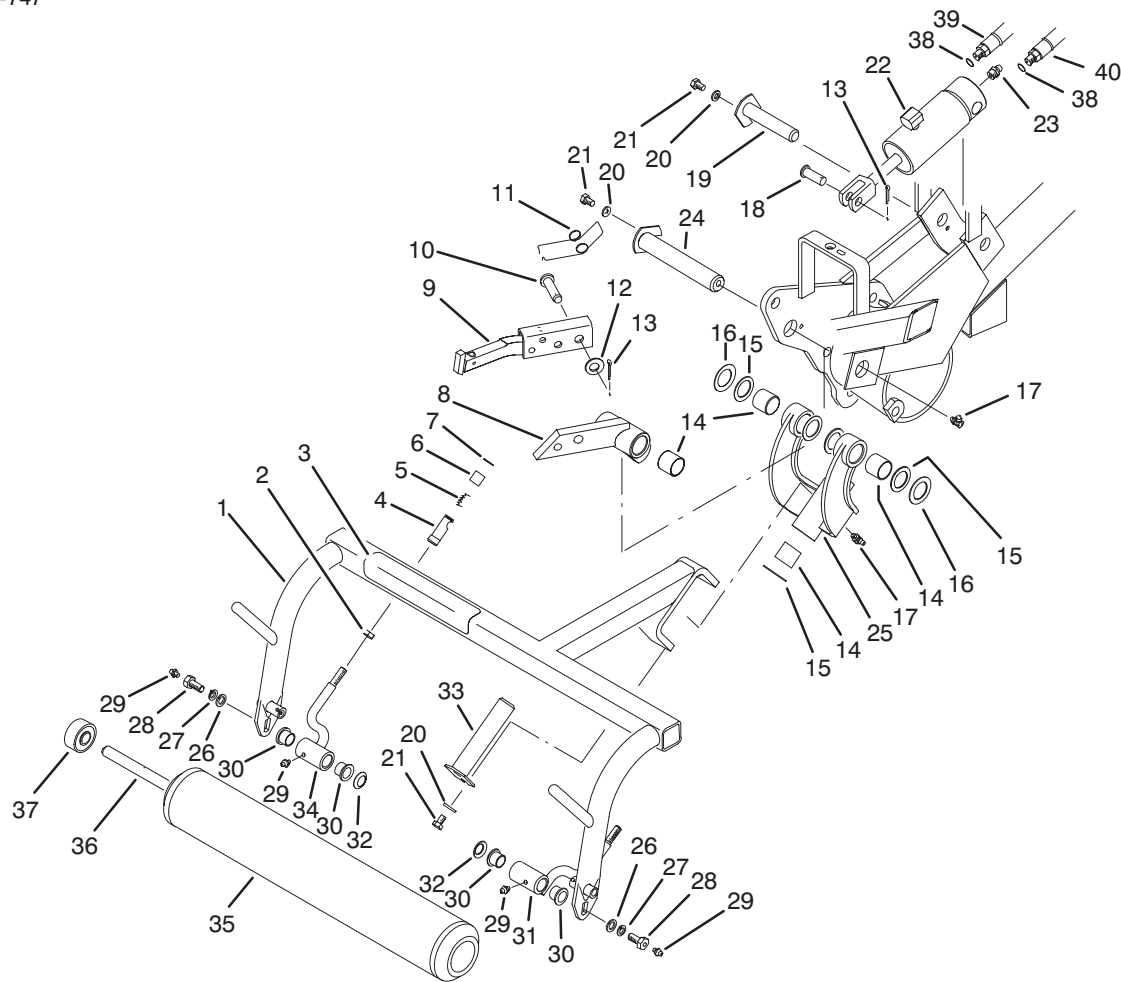
T-1283B

PULL FRAME ASSEMBLY L.H.

Ref. No.	Part No.	Description	No. Used
1	322-1	Screw - Cap Hex. Hd.	3
2	3256-23	Washer - Flat	3
3	10-6110	Pin - Hinge	1
4	283-8	Pin - Clevis	1
5	3272-11	Pin - Cotter	2
6	83-2580	Cylinder - Lift	1
7	10-6060	Pin - Lift Cylinder	1
8	302-60	Fitting - Grease 90°	2
9	10-8110	Washer - Thrust	6
10	5-1226	Washer - Shim	2
11	3-0348	Bushing - Sleeve	6
12	10-7820	Pivot Hinge Assembly (Incl. Ref. #11)	1
‡13	62-5070	Decal - Danger	1
14	11-0160	Roller Shaft Screw Assy. (Incl. Ref. #15)	2
15	302-5	Fitting - Grease Straight	4
16	3-1506	Bushing - Flange	4
17	92-0586	Pull Arm Assembly L.H. (Incl. Ref. #16)	1
18	3290-317	Washer - Wave	2
19	92-0585	Pull Arm Assembly R.H. (Incl. Ref. #16)	1
20	52-2720	Roller Assembly (Incl. Ref. #22)	1

Ref. No.	Part No.	Description	No. Used
21	21-8470	Shaft - Roller	1
22	251-141	Bearing - Ball	2
23	3220-3	Nut - Jam	2
24	92-9176	Frame - Pull L.H.	1
25	8-7710	Ball Joint Receiver Assy. (Incl. Ref. #26-28)	2
26		Spring - Compression	2
27		Sleeve	2
28		Ring - Retaining	2
29	62-2460	Lift Arm Assembly L.H. (Incl. Ref. #11)	1
30	62-2390	Bar - Lift L.H.	1
31	3256-26	Washer - Flat	1
32	57-7650	Spring - Torsion	1
33	63-8750	Pin - Pivot	1
34	302-2	Fitting - Grease Straight	1
35	3253-21	Washer - Lock	2
36	3256-24	Washer - Flat	2
37	10-6090	Pin - Pivot	1
38	237-78	Seal - O-Ring	2
39	63-3850	Hose - Hydraulic (Incl. Ref. #38)	1
40	83-1690	Hose - Hydraulic (Incl. Ref. #38)	1

‡For different language versions of this part, see International Parts Page.

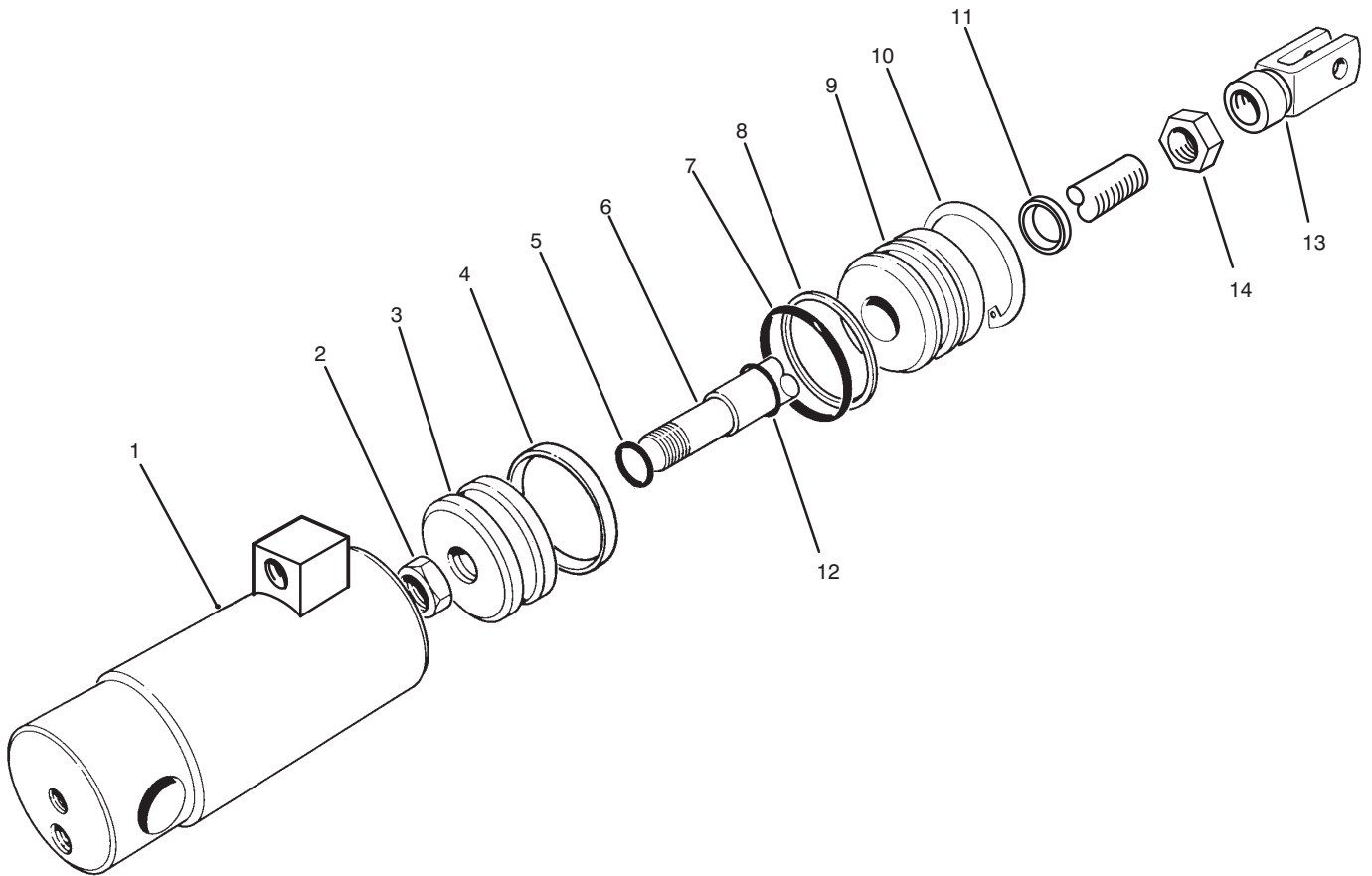


T-1284B

PULL FRAME ASSEMBLY R.H.

Ref. No.	Part No.	Description	No. Used	Ref. No.	Part No.	Description	No. Used
1	92-9177	Frame – Pull R.H.	1	24	10-6110	Pin – Pivot	1
2	3220-3	Nut – Jam	2	25	10-7820	Pivot Hinge Assembly (Incl. Ref. #14)	1
‡3	62-5070	Decal – Danger	1	26	3256-24	Washer – Flat	2
4	8-7710	Ball Joint Receiver Assy. (Incl. Ref. #5-7)	2	27	3253-21	Washer – Lock	2
5		Spring – Compression	2	28	11-0160	Roller Shaft Screw Assy. (Incl. Ref. #29)	2
6		Sleeve	2	29	302-5	Fitting – Grease	4
7		Ring – Retaining	2	30	3-1506	Bushing – Flange	4
8	62-2440	Lift Arm Assembly (Incl. Ref. #14)	1	31	92-0586	Pull Arm Assembly L.H. (Incl. Ref. #30)	1
9	62-2420	Bar – Lift	1	32	3290-317	Washer – Wave	2
10	63-8750	Pin – Pivot	1	33	10-6090	Pin – Pivot	1
11	57-7650	Spring – Torsion	1	34	92-0585	Pull Arm Assembly R.H. (Incl. Ref. #30)	1
12	3256-26	Washer – Flat	1	35	52-2720	Roller Assembly (Incl. Ref. #37)	1
13	3272-11	Pin – Cotter	2	36	21-8470	Shaft – Roller	1
14	3-0348	Bushing – Sleeve	6	37	251-141	Bearing – Ball	2
15	10-8110	Washer – Thrust	6	38	237-78	Seal – O-Ring	2
16	5-1226	Washer – Shim	2	39	63-3880	Hose – Hydraulic (Incl. Ref. #38)	1
17	302-60	Fitting – Grease 90°	2	40	92-9767	Assy. – Hose, Cylinder Lift (Incl. Ref. #38)	1
18	283-8	Pin – Clevis	1				
19	10-6060	Pin – Pivot	1				
20	3256-23	Washer – Flat	3				
21	322-1	Screw – Cap Hex. Hd.	3				
22	83-2580	Hydraulic Cylinder Assy.	1				
23	302-2	Fitting – Grease	1				

‡For different language versions of this part, see International Parts Page.



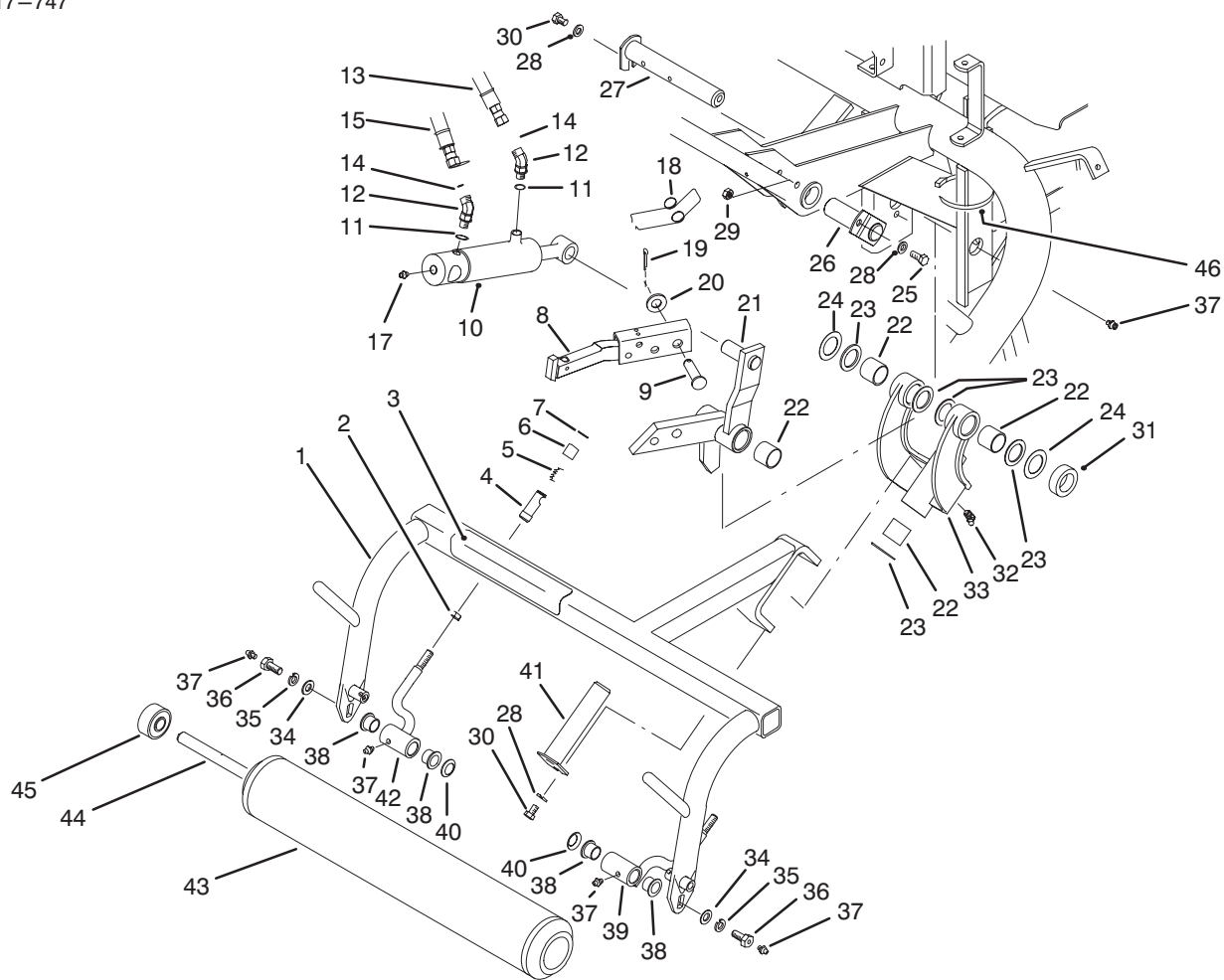
T-1246

HYDRAULIC CYLINDER ASSEMBLY NO. 83-2580

Ref. No.	Part No.	Description	No. Used
1		Barrel	1
2	32152-10	Nut - Lock	1
3	52-1990	Piston	1
4		Uniring	1
5		Seal - O-Ring	1
6	76-1860	Shaft	1
7		Seal - O-Ring	1
8		Washer - Back-Up	1
9	65-4860	Head	1

Ref. No.	Part No.	Description	No. Used
10	32120-8	Ring - Retaining	1
11		Seal - Dust	1
12		Seal - PDF	1
13	76-1850	Clevis	1
14	3220-6	Nut - Jam	1
*	86-5390	Seal Kit (Incl. Ref. #4, 5, 7, 8, 11 & 12)	1

*Not Illustrated

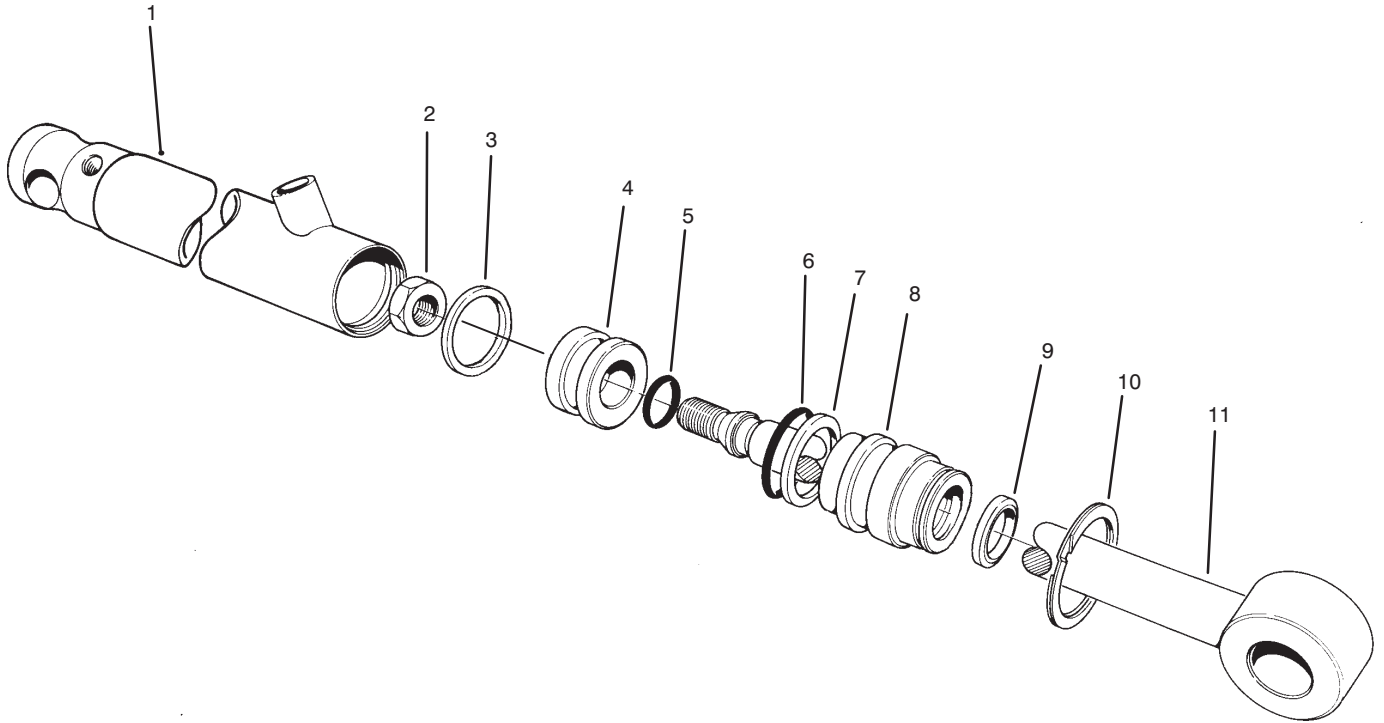


T-1286C

PULL FRAME ASSEMBLY REAR

Ref. No.	Part No.	Description	No. Used	Ref. No.	Part No.	Description	No. Used
1	86-9820	Frame – Pull Rear	1	26	68-5560	Pin – Cylinder Pivot	1
2	3220-3	Nut – Jam	2	27	27-2550	Pin – Pivot	1
‡3	62-5070	Decal – Danger	1	28	3256-23	Washer – Flat	3
4	8-7710	Ball Joint Receiver Assy. (Incl. Ref. 5-7)	2	29	3296-29	Nut – Lock	1
5		Spring – Compression	2	30	322-1	Screw – Cap Hex. Hd.	2
6		Sleeve	2	31	27-2540	Spacer – Hub	1
7		Ring – Retaining	2	32	302-60	Fitting – Grease 90°	1
8	62-2420	Bar – Lift	1	33	10-7820	Pivot Hinge Assembly (Incl. Ref. #22)	1
9	63-8750	Pin – Pivot	1	34	3256-24	Washer – Flat	2
10	83-7230	Hydraulic Cylinder Assembly	1	35	3253-21	Washer – Lock	2
11	237-35	Seal – O-Ring	2	36	11-0160	Roller Shaft Screw Assy. (Incl. Ref. #37)	2
12	340-103	Fitting – Hydraulic 45° (Incl. Ref. #11 & 14)	2	37	302-5	Fitting – Grease Straight	5
13	83-1680	Hose – Hydraulic	1	38	3-1506	Bushing – Flange	4
14	237-78	Seal – O-Ring	2	39	92-0586	Pull Arm Assembly L.H. (Incl. Ref. #38)	1
15	88-9700	Hose – Hydraulic	1	40	3290-317	Washer – Wave	2
17	302-2	Fitting – Grease	1	41	10-6090	Pin – Pivot	1
18	57-7650	Spring – Torsion	1	42	92-0585	Pull Arm Assembly R.H. (Incl. Ref. #38)	1
19	3272-11	Pin – Cotter	1	43	52-2720	Roller Assembly (Incl. Ref. #45)	1
20	3256-26	Washer – Flat	1	44	21-8470	Shaft – Roller	1
21	68-5380	Lift Arm Assembly (Incl. Ref. #22)	1	45	251-141	Bearing – Ball	2
22	3-0348	Bushing – Sleeve	6	46	3290-379	Tie – Cable	1
23	10-8110	Washer – Thrust	6				
24	5-1226	Washer – Shim	2				
25	322-3	Screw – Cap Hex. Hd.	1				

‡For different language versions of this part, see International Parts Page.



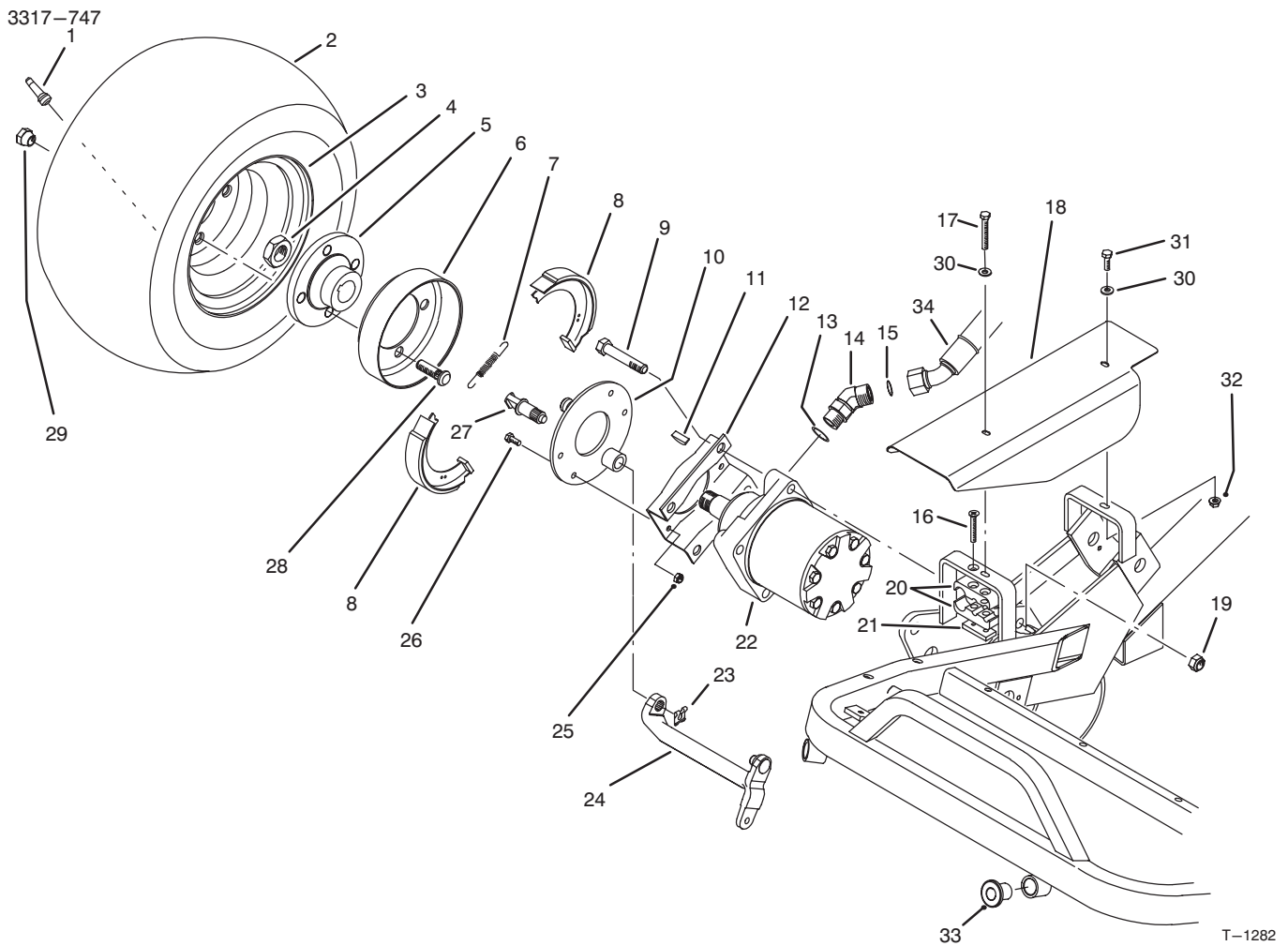
T-0640

HYDRAULIC CYLINDER NO. 83-7230

Ref. No.	Part No.	Description	No. Used
1	70-8130	Barrel	1
2	32152-10	Nut - Hex.	1
3		Uniring	1
4	70-2780	Piston	1
5		Seal - O-Ring	1
6		Seal - O-Ring	1
7		Washer - Back-Up	1

Ref. No.	Part No.	Description	No. Used
8	70-2770	Head	1
9		Seal - Dust	1
10	43-5220	Ring - Retaining	1
11	43-5230	Shaft & Clevis	1
*	86-5360	Repair Kit (Incl. Ref. #3, 5-7 & 9)	1

*Not Illustrated

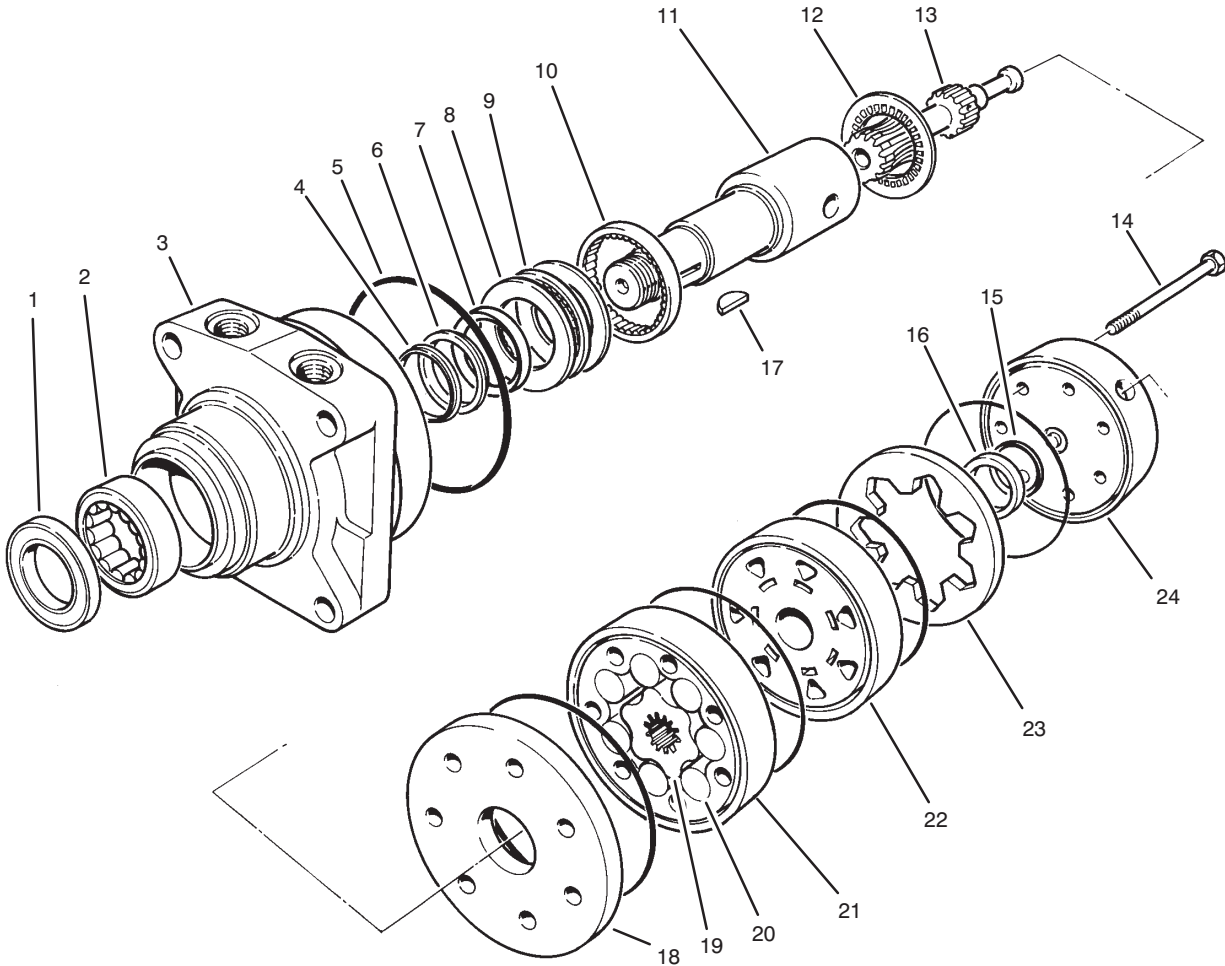


FRONT WHEEL & BRAKE ASSEMBLY

Ref. No.	Part No.	Description	No. Used
1	232-24	Stem - Valve	2
2	28-3680	Tire	2
3	217-60	Rim	2
4	26-3790	Nut - Lock	2
5	10-6870	Hub - Wheel	2
6	10-6850	Drum - Brake	2
7	70-9880	Spring - Return	4
8	70-9840	Shoe - Brake	4
9	325-11	Screw - Cap Hex. Hd.	8
10	70-9870	Plate - Backing	2
11	3257-42	Key - Woodruff	2
12	84-2000	Bracket - Brake	2
13	237-80	Seal - O-Ring	4
14	340-14	Fitting - Hydraulic 45° (Incl. Ref. #13 & 15)	4
15	237-65	Seal - O-Ring	4
16	32108-100	Screw - Flat Hd.	1
17	321-11	Screw - Hex. Washer Hd.	1
18	83-0190	Cover - R.H.	1
19	3296-23	Nut - Lock	8
20	57-6140	Clamp Half - Tube	2

Ref. No.	Part No.	Description	No. Used
21	83-1220	Plate - Clamp	1
22	92-9199	Motor - Hydraulic	2
23	70-9850	Clip - Retaining	2
24	71-1510	Arm - Brake	2
25	3296-42	Nut - Lock	8
26	321-5	Screw - Cap Hex. Hd.	8
27	70-9860	Cam - Brake	2
28	85-6540	Stud - Drive	8
29	242-50	Nut - Lug	8
30	3256-22	Washer - Flat	2
31	321-4	Screw - Cap Hex. Hd.	1
32	32128-33	Nut - Lock	1
33	83-1700	Bushing - Flange	2
34	83-2450	Hose - Hydraulic (Top)	1
*	92-9768	Hose - Hydraulic (Bottom)	1
*	10-6821	Brake Drum Assembly (Incl. Ref. #5, 6 & 28)	2
*	71-1500	Brake Assembly (Incl. Ref. #7, 8, 10, 23 & 27)	2

*Not Illustrated



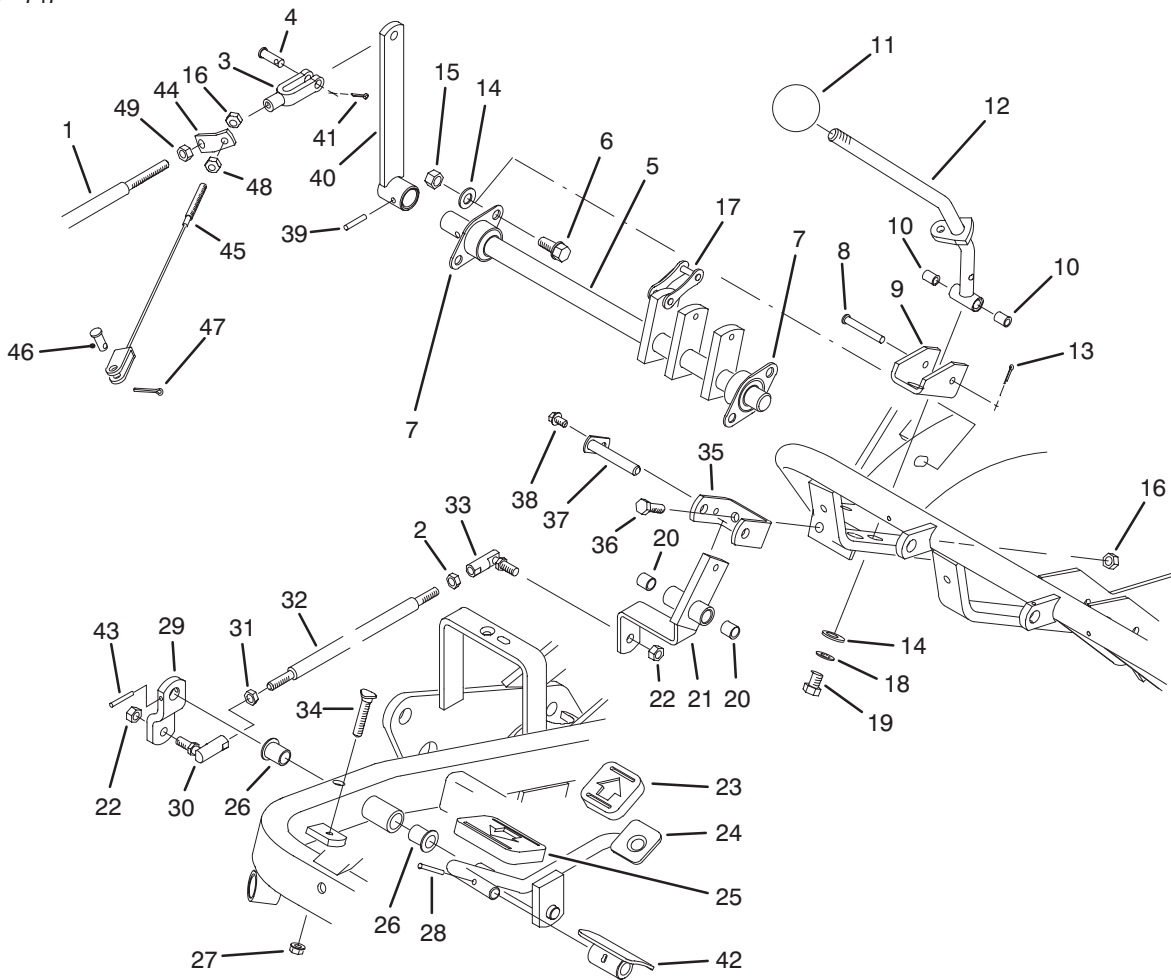
T-0983

HYDRAULIC DRIVE MOTOR ASSEMBLY NO. 92-9199

Ref. No.	Part No.	Description	No. Used
1		Seal - Dirt & Water	1
2		Bearing	1
3		Housing	1
4		Washer - Back-Up	1
5		Ring - Seal	5
6		Washer - Back-Up	1
7		Seal - Inner	1
8		Washer - Thrust	2
9		Bearing - Thrust	1
10		Bearing	1
11	76-0860	Shaft - Coupling	1
12	76-0850	Bearing - Thrust	1
13	92-9761	Link - Drive	7
14	92-9762	Screw - Cap Hex. Hd.	1
15		Seal - Commutator	1
16		Commutator	1

Ref. No.	Part No.	Description	No. Used
17	3257-42	Key - Woodruff	1
18	76-0870	Plate - Wear	1
19		Rotor	1
20		Vane	7
21		Stator	1
22	76-0840	Manifold	1
23		Ring - Commutator	1
24	76-0940	End Cover Assembly	1
*	92-9763	Rotor Set (Incl. Ref. #19-21)	1
*	76-0880	Commutator Assembly (Incl. Ref. #15, 16 & 23)	1
*	76-0800	Seal Kit (Incl. Ref. #1, 4-7 & 15)	1
*	76-0810	Housing Assembly (Incl. Ref. #2, 3 & 8-10)	1

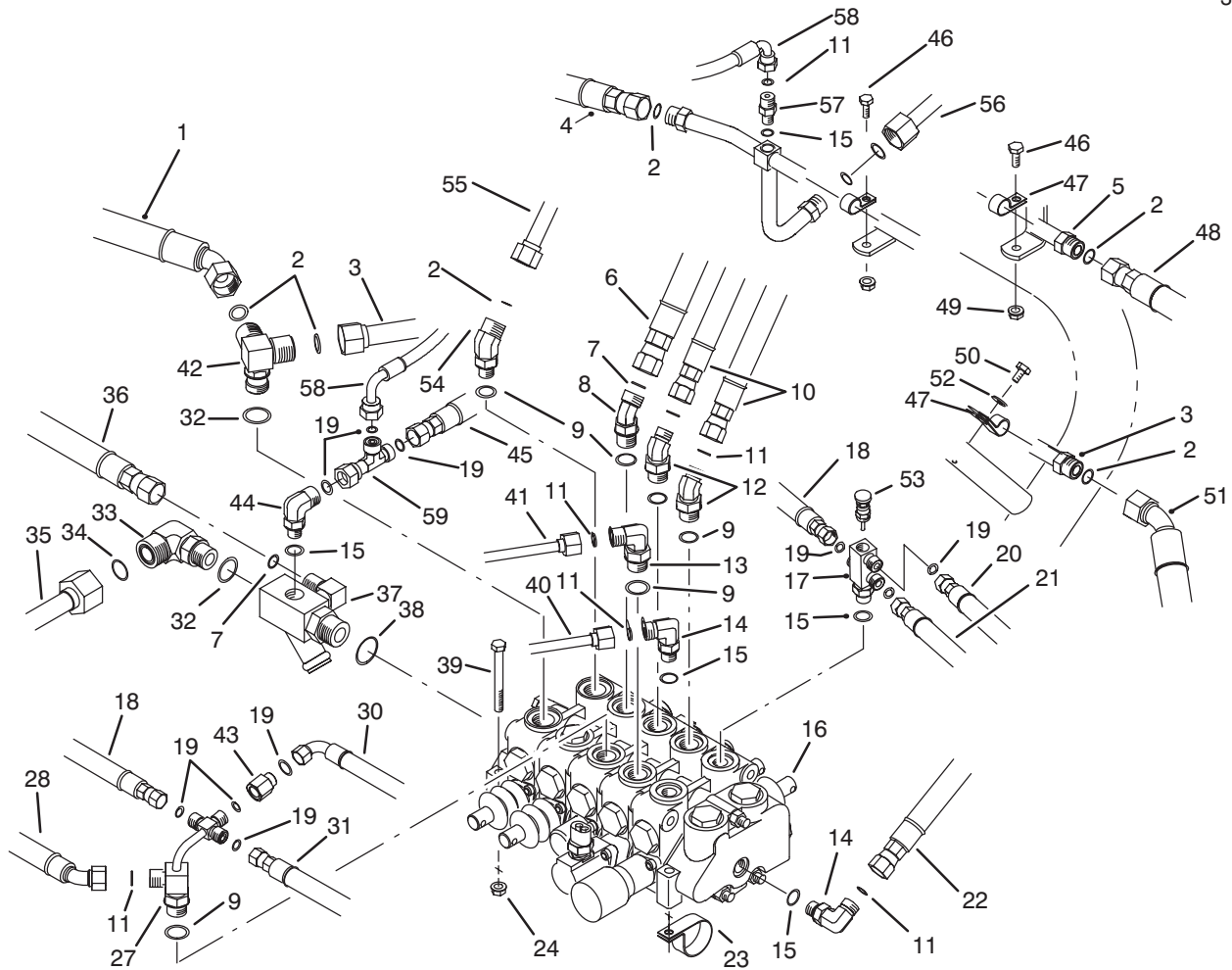
*Not Illustrated



T-1287A

TRACTION CONTROLS ASSEMBLY

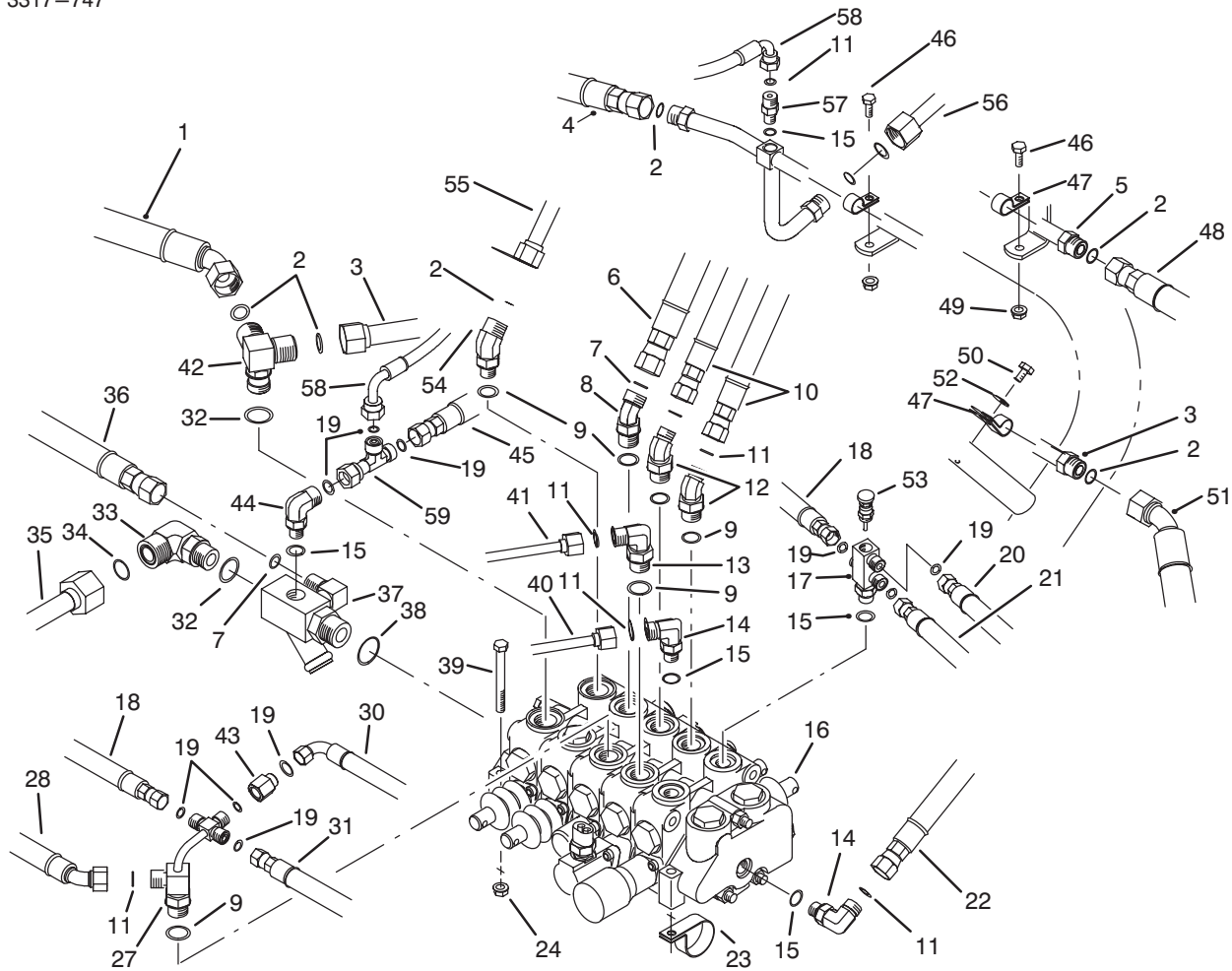
Ref. No.	Part No.	Description	No. Used	Ref. No.	Part No.	Description	No. Used
1	49-5430	Rod - Control	1	25	74-9100	Pad - Forward Pedal	1
2	3220-2	Nut - Jam	1	26	256-155	Bushing - Flange	2
3	282-2	Clevis - Rod	1	27	32128-20	Nut - Flange Lock	1
4	283-61	Pin - Clevis	1	28	32121-45	Pin - Roll	1
5	44-0870	Shaft - Cam	1	29	83-0630	Arm - Traction Pivot	1
6	3234-1	Screw - Hex. Flange Hd.	4	30	2411-42	Joint - Ball L.H. Thread	1
7	27-2320	Bearing - Flange	2	31	3220-20	Nut - Jam L.H. Thread	1
8	283-57	Pin - Clevis	1	32	83-0580	Rod - Traction Control	1
9	49-6220	Bracket - Control Arm	1	33	2411-43	Joint - Ball R.H. Thread	1
10	256-251	Bushing - Sleeve	2	34	77-0480	Screw - Traction Stop	1
11	233-48	Knob	1	35	49-6250	Bracket - Traction Pivot	1
12	93-9934	Traction Handle Assembly (Incl. Ref. #10)	1	36	322-5	Screw - Cap Hex. Hd.	2
13	3272-4	Pin - Cotter	1	37	49-6290	Shaft - Traction Pivot	1
14	3256-24	Washer - Flat	6	38	12-3270	Screw - Hex. Washer Hd.	1
15	3296-59	Nut - Lock	4	39	32121-6	Pin - Roll	1
16	3296-29	Nut - Lock	3	40	47-5320	Lever - Control	1
17	57-6220	Link	5	41	3272-6	Pin - Cotter	1
18	3254-6	Washer - I.T.L.W.	2	42	49-6440	Pedal - Forward	1
19	3211-2	Screw - Cap Hex. Hd.	2	43	32121-51	Pin - Roll	1
20	256-2	Bushing - Sleeve	2	44	93-9936	Bracket - Return, Traction	1
21	49-6260	Assy. - Pivot, Traction (Incl. Ref. #20)	1	45	93-9937	Asm. - Cable, Traction	1
22	3296-4	Nut - Lock	2	46	283-62	Pin - Clevis	1
23	74-9110	Pad - Reverse Pedal	1	47	3272-10	Pin - Cotter	1
24	83-0540	Pedal - Traction	1	48	3217-6	Nut - Hex.	1
				49	3219-2	Nut - Hex.	1



T-1829

CONTROL VALVE INSTALLATION ASSEMBLY

Ref. No.	Part No.	Description	No. Used	Ref. No.	Part No.	Description	No. Used
1	83-2450	Hose – Hydraulic	1	21	83-1690	Hose – Hydraulic	1
2	237-65	Seal – O-Ring	7	22	83-1170	Hose – Hydraulic	1
3	70-7130	Tube Assy. (Incl. Ref. #2)	1	23	304-61	Clamp – R	1
4	92-9768	Hose – Hydraulic	1	24	32128-20	Nut – Flange Lock	3
5	93-0113	Tube Assy. (Incl. Ref. #2)	1	27	83-1670	Fitting – Special (Incl. Ref. #9, 11 & 19)	1
6	83-1180	Hose – Hydraulic	1	28	74-3830	Hose – Hydraulic	1
7	237-30	Seal – O-Ring	2	30	83-1680	Hose – Hydraulic	1
8	340-101	Fitting – Hydraulic 45° (Incl. Ref. #7 & 9)	1	31	63-3850	Hose – Hydraulic	1
9	237-79	Seal – O-Ring	5	32	237-80	Seal – O-Ring	3
10	83-1190	Hose – Hydraulic	2	33	340-16	Fitting – Hydraulic 90° (Incl. Ref. #32 & 34)	1
11	237-22	Seal – O-Ring	7	34	237-58	Seal – O-Ring	1
12	340-138	Fitting – Hydraulic 45° (Incl. Ref. #9 & 11)	2	35	63-4040	Tube – Hydraulic	1
13	340-18	Fitting – Hydraulic 90° (Incl. Ref. #9 & 11)	1	36	63-3840	Hose – Hydraulic	1
14	340-77	Fitting – Hydraulic 90° (Incl. Ref. #11 & 15)	2	37	68-5260	Fitting – Manifold Tee (Incl. Ref. #7 & 38)	1
15	237-42	Seal – O-Ring	5	38	237-81	Seal – O-Ring	1
16	84-2203	Control Valve Assembly	1	39	322-14	Screw – Cap Hex. Hd.	3
17	92-0587	Fitting – Valve Body (Incl. Ref. #15 & 19)	1	40	63-4020	Tube – Hydraulic	1
18	92-9767	Hose – Hydraulic	1	41	63-4030	Tube – Hydraulic	1
19	237-21	Seal – O-Ring	6	42	63-4050	Fitting – Tee (Incl. Ref. #2 & 32)	2
20	88-9700	Hose – Hydraulic	1	43	71-0990	Orifice (Incl. Ref. #19)	1
				44	340-82	Fitting – Hydraulic 90° (Incl. Ref. #15 & 19)	1
				45	83-1350	Hose – Hydraulic	1



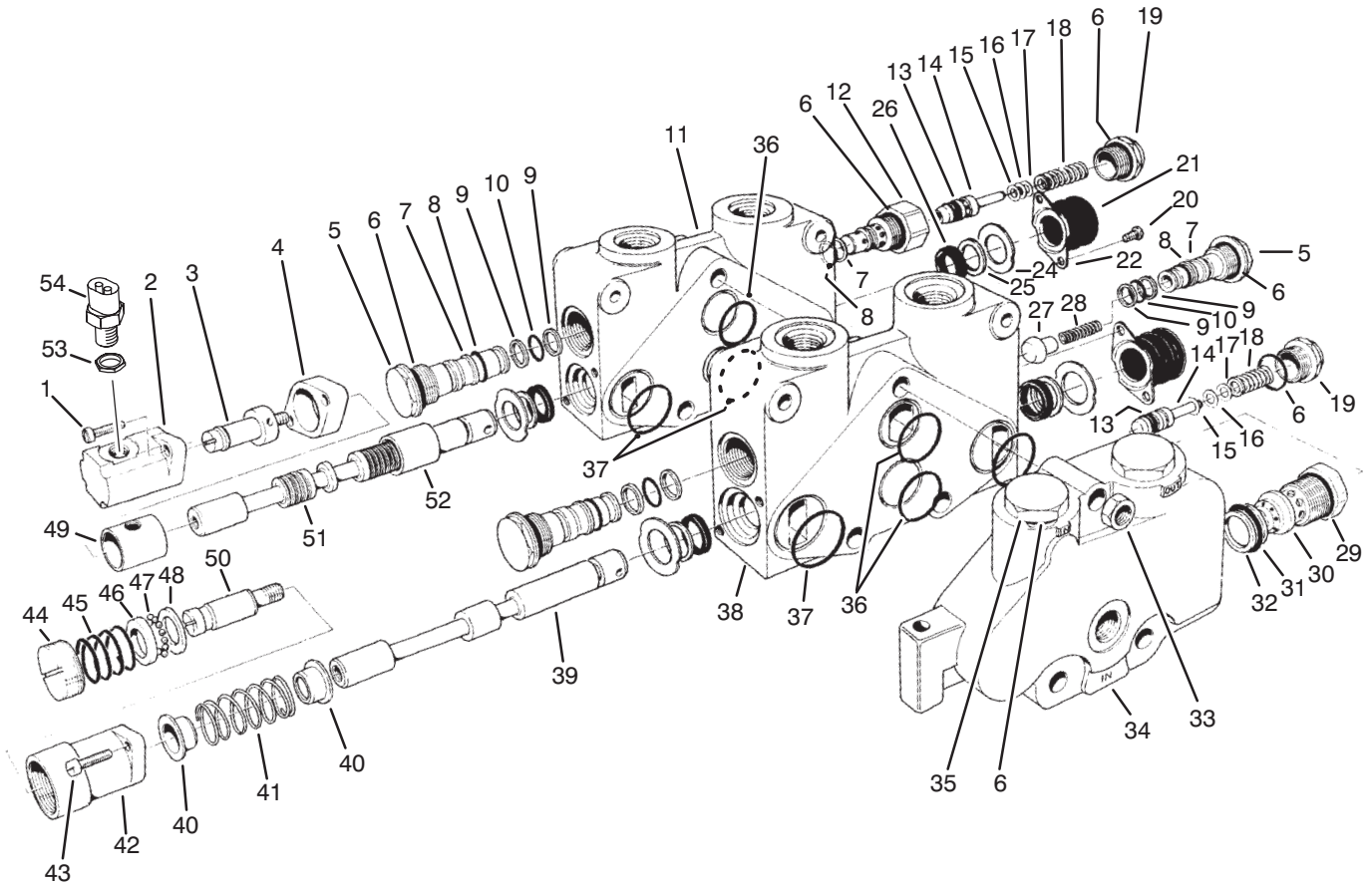
T-1829

CONTROL VALVE INSTALLATION ASSEMBLY (Continued)

Ref. No.	Part No.	Description	No. Used
46	3234-4	Screw – Cap Hex. Hd.	2
47	2412-41	Clamp-R	4
48	70-7150	Hose – Hydraulic	1
49	3296-16	Nut – Lock	2
50	12-3270	Screw – Thread Forming	1
51	70-8610	Hose – Hydraulic	1
52	3256-22	Washer – Flat	1
53	92-0588	Valve – Needle	1
54	340-14	Fitting – Hydraulic 45° (Incl. Ref. #2 & 9)	1

Ref. No.	Part No.	Description	No. Used
55	93-0114	Assy. – Tube, Rear Top	1
56	93-0115	Assy. – Tube, Rear Bottom	1
57	92-9258	Adapter – Valve, Check (Incl. Ref. #11 & 15)	1
58	93-0314	Hose – Hydraulic	1
59	340-151	Fitting – Tee (Incl. Ref. #19)	1
*	88-9500	Needle Valve Assembly (Incl. Ref. #15, 17, 19 & 53)	1

*Not Illustrated



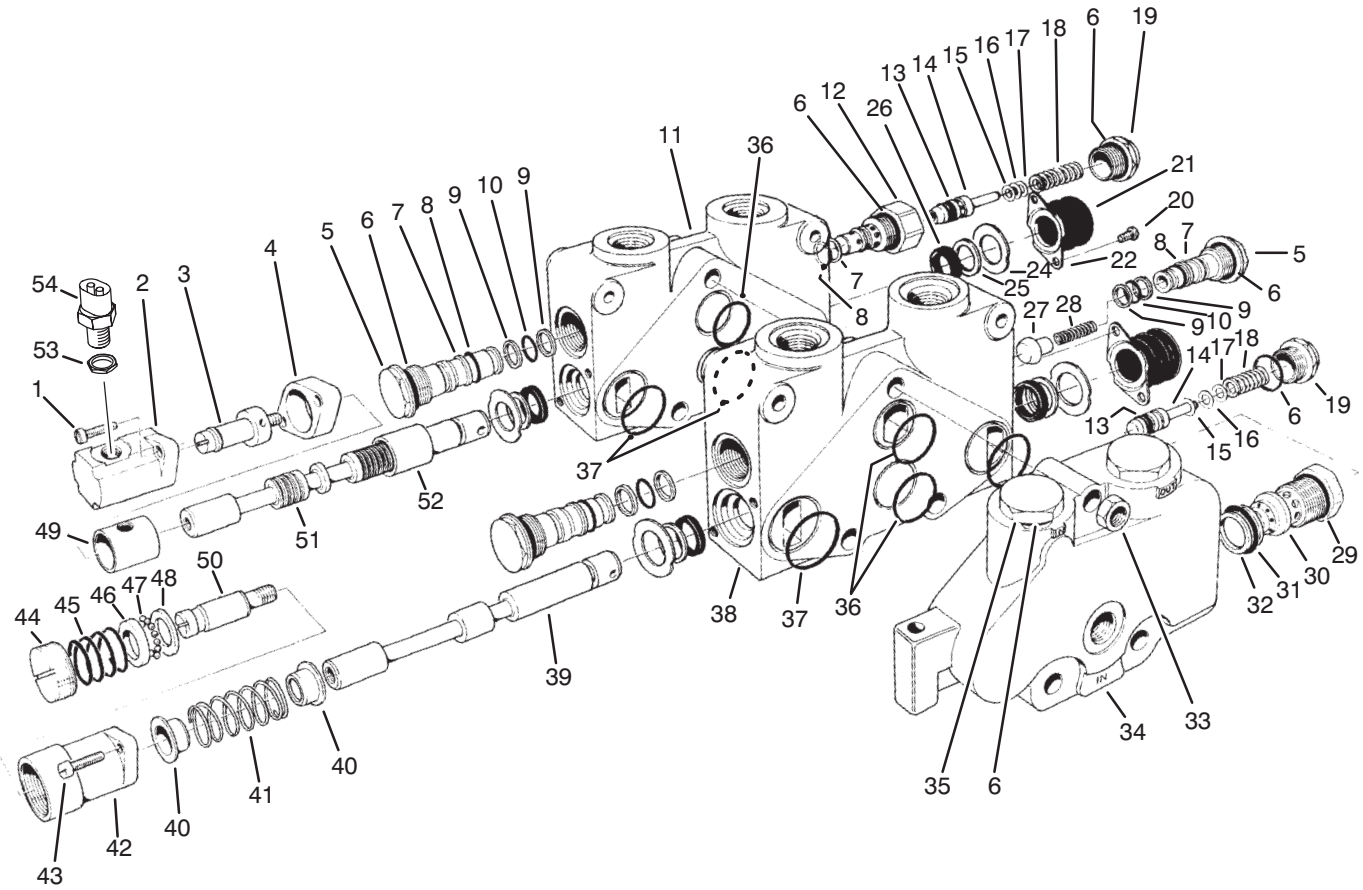
T-1318A

CONTROL VALVE ASSY. NO. 84-2203 (Sections 1 & 2)

Ref. No.	Part No.	Description	No. Used
1	3274-70	Screw - Hex, Socket Hd.	2
2	353-727	Bonnet	1
3	353-729	Spud - Detent	1
4	353-733	Spacer - Bonnet	1
5	353-481	Plug - Load Check (Incl. Ref. #6-10)	3
6	237-54	O-Ring	8
7	353-306	Ring - Backup	4
8	353-305	O-Ring	4
9	353-303	Ring - Backup	6
10	353-302	O-Ring	3
11		Housing V20T	1
12	353-851	Body - Relief CP-RC Mod.	1
13	353-392	Seal - Relief Poppet PTFE	2
14	353-531	Poppet Assy. (Incl. Ref. #13)	2
15	353-328	Washer - Shim	A/R
16	353-329	Washer - Shim	A/R
17	353-330	Washer - Shim	A/R
18	353-855	Spring	2
19	353-334	Cap - Relief	2
20	3274-52	Screw - Hex, Socket Hd.	4
21	353-575	Boot - Dust Cap	2
22	93-3651	Retainer - Boot	2
24	92-2547	Plate - Seal Retainer	4

Ref. No.	Part No.	Description	No. Used
25	92-2546	Wiper - Seal	4
26	353-957	Seal - Lip	4
27	353-301	Poppet	1
28	353-304	Spring	1
29	353-331	O-Ring	1
30	353-760	Body Relief	1
31	353-758	Seal - O-Ring	1
32	353-952	Ring - Backup	1
33	3217-7	Nut - Hex	3
34	353-772	Left End Cover	1
35	353-721	Plug (Incl. Ref. #6)	2
†36		O-Ring	3
†37		O-Ring	4
†38		Housing Section #1	1
†39		Spool V20 SPL	1
40	353-417	Collar Spring	2
41	92-3058	Spring - Centering	1
42	353-754	Bonnet - R. Detent	1
43	3274-15	Screw - Fillister Hd.	2
44	353-763	Cap - Adjustment	1
45	353-579	Spring	1
46	42-2680	Race R. Detent	1
47	52-5880	Ball - Steel	12
48	354-29	Plate - Thrust	1

†Parts Available as Assemblies Listed as (*Not Illustrated) on Following Page



T-1318A

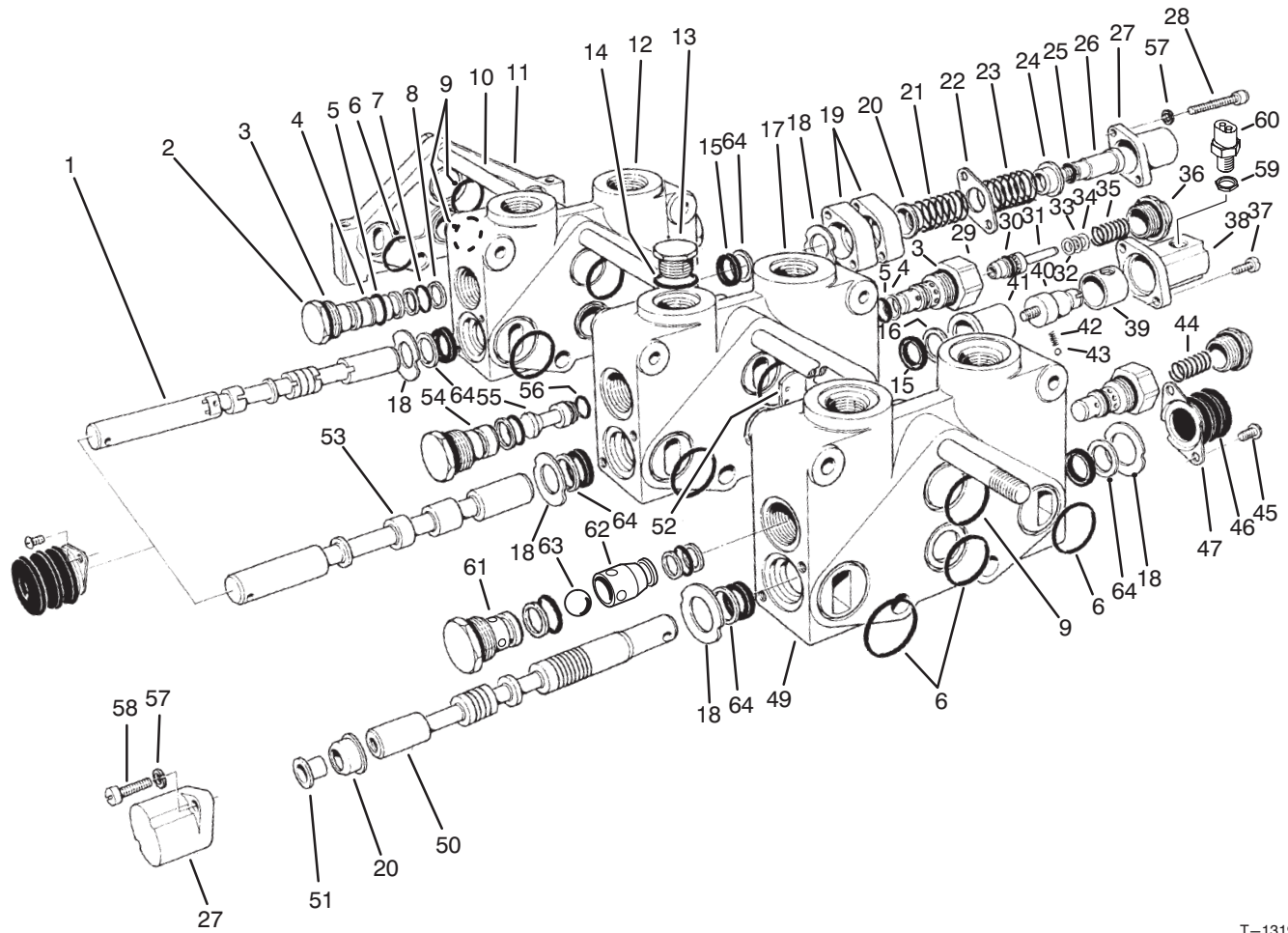
CONTROL VALVE ASSEMBLY NO. 84-2203 (Sections 1 And 2) (Continued)

Ref. No.	Part No.	Description	No. Used
49	353-728	Sleeve	1
50	353-762	Spud - Detent Out (Incl. Ref. #44)	1
†51		Spool V20 3 Way F.F.	1
52	353-732	Sleeve - Detent	1
53	38-0410	Nut - Hex.	1
54	83-1890	Switch - Ball	1
*	353-766	Relief WH (2000) PSI Assy. (Incl. Ref. #6,13-19 & 29-32)	1
*	353-768	Section #1 Complete	1
*	353-837	Section #2 Complete	1
*	353-780	Positioner - R. Detent (Out) (Incl. Ref. #3 & 40-49)	1

Ref. No.	Part No.	Description	No. Used
*	353-839	Positioner - DI (SPL) Assy. (Incl. Ref. #1, 3-5, 50 & 52)	1
*	353-642	Relief - RC Mod. (Incl. Ref. #6-8 & 12-19)	2
*	93-3652	Boot - Spool Assembly (Incl. Ref. #20-22)	2
*	353-835	Seals - Section Set (Incl. Ref. #36 & 37)	1
*	92-2548	Seal - Spool, Single (Single End Set) (Incl. Ref. #24-26)	1
*	92-2545	Seals - Spool (Entire Valve Set)	1

*Not Illustrated

†Parts Available as Assemblies Listed as (*Not Illustrated) on This Page



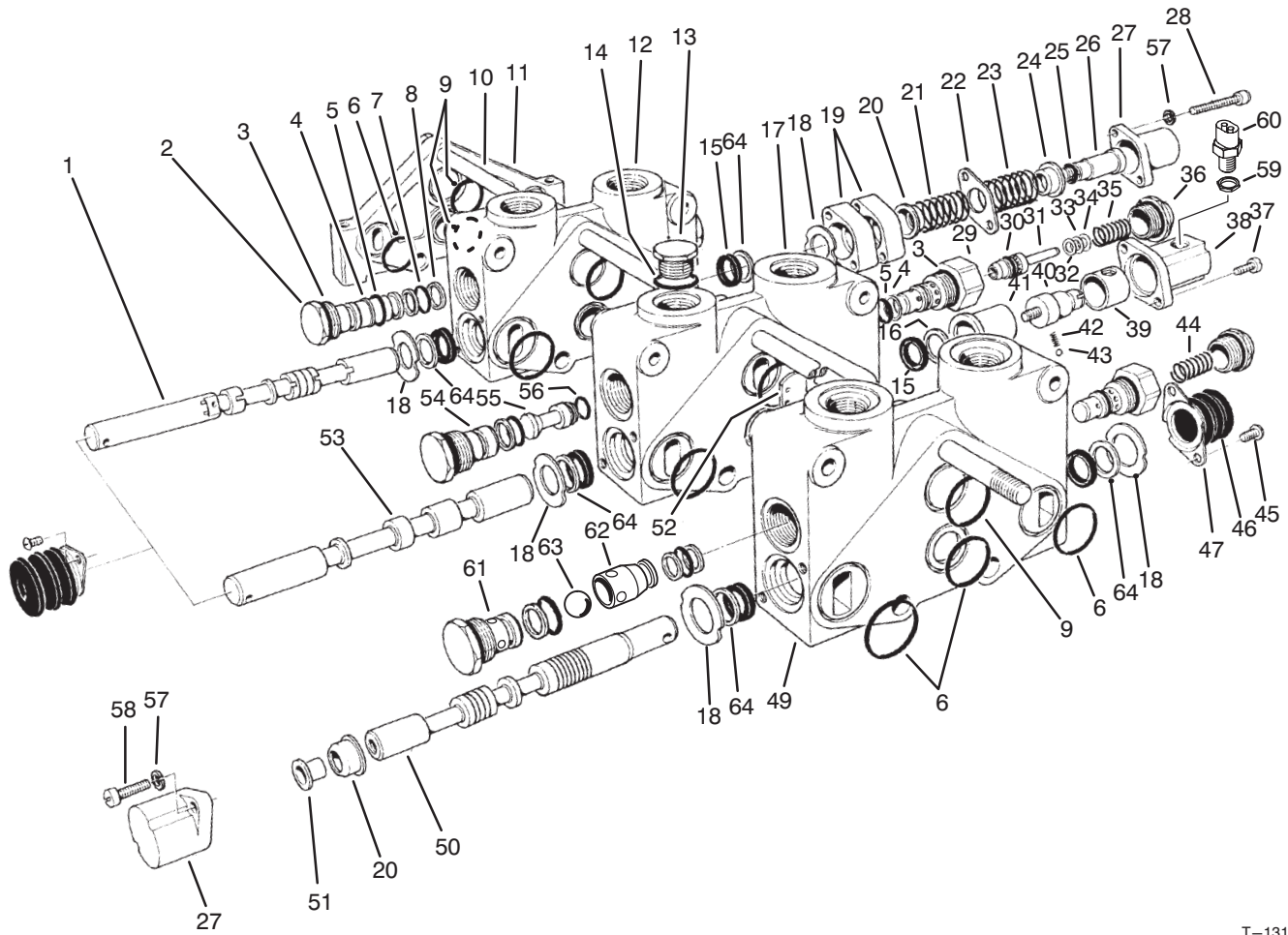
T-1319A

CONTROL VALVE ASSY. NO. 84-2203 (Sections 3 Thru 5)

Ref. No.	Part No.	Description	No. Used
†1		Spool #5	1
2	353-481	Plug - Load Check (Incl. Ref. #3-5 & 7-8)	3
3	237-54	O-Ring	6
4	353-306	Ring - Backup	5
5	353-305	O-Ring	5
†6		O-Ring	11
7	353-302	O-Ring	3
8	353-303	Ring - Backup	6
†9		O-Ring	5
10	353-853	Bolt - Hex Hd.	3
11	353-668	Plate - Cap, Cover RH	1
12		Housing V20 #5	1
13	353-550	Plug Assembly (Incl. Ref. #14)	1
14	353-848	O-Ring	1
15	353-957	Seal - Lip	6
16	353-958	Ring - Backup	1
†17		Housing V20 #4	1
18	92-2547	Plate - Seal Retainer	5
19	353-733	Spacer - Bonnet	2
20	353-417	Collar Spring	2
21	353-831	Spring	1
22	353-529	Plate Seal	1
23	93-3148	Spring	1

Ref. No.	Part No.	Description	No. Used
24	353-808	Collar - Spring	1
25	353-830	O-Ring	1
26	353-829	Collar Spool	1
27	354-26	Bonnet	2
28	354-28	Screw - Hex, Socket Hd.	2
29	353-851	Body - Relief CP-RC Mod.	2
30	353-392	Seal - Relief Poppet PTFE	2
31	353-531	Poppet Assembly (Incl. Ref. #30)	2
32	353-328	Washer - Shim	A/R
33	353-329	Washer - Shim	A/R
34	353-330	Washer - Shim	A/R
35	353-398	Spring	1
36	353-334	Cap - Relief	2
37	52-5900	Screw - Fillister Hd.	4
38	353-847	Bonnet (SPL)	1
39	353-849	Sleeve	1
40	353-846	Spud - DI (SPL)	1
41	353-845	Sleeve - Detent	1
42	353-730	Spring	1
43	353-731	Ball	1
44	353-855	Spring	1
45	3274-52	Screw - Hex. Socket Hd.	6
46	353-575	Boot - Dust Cap	3
47	93-3651	Retainer - Boot	3

†Parts Available as Assemblies Listed as (*Not Illustrated) on Following Page



T-1319A

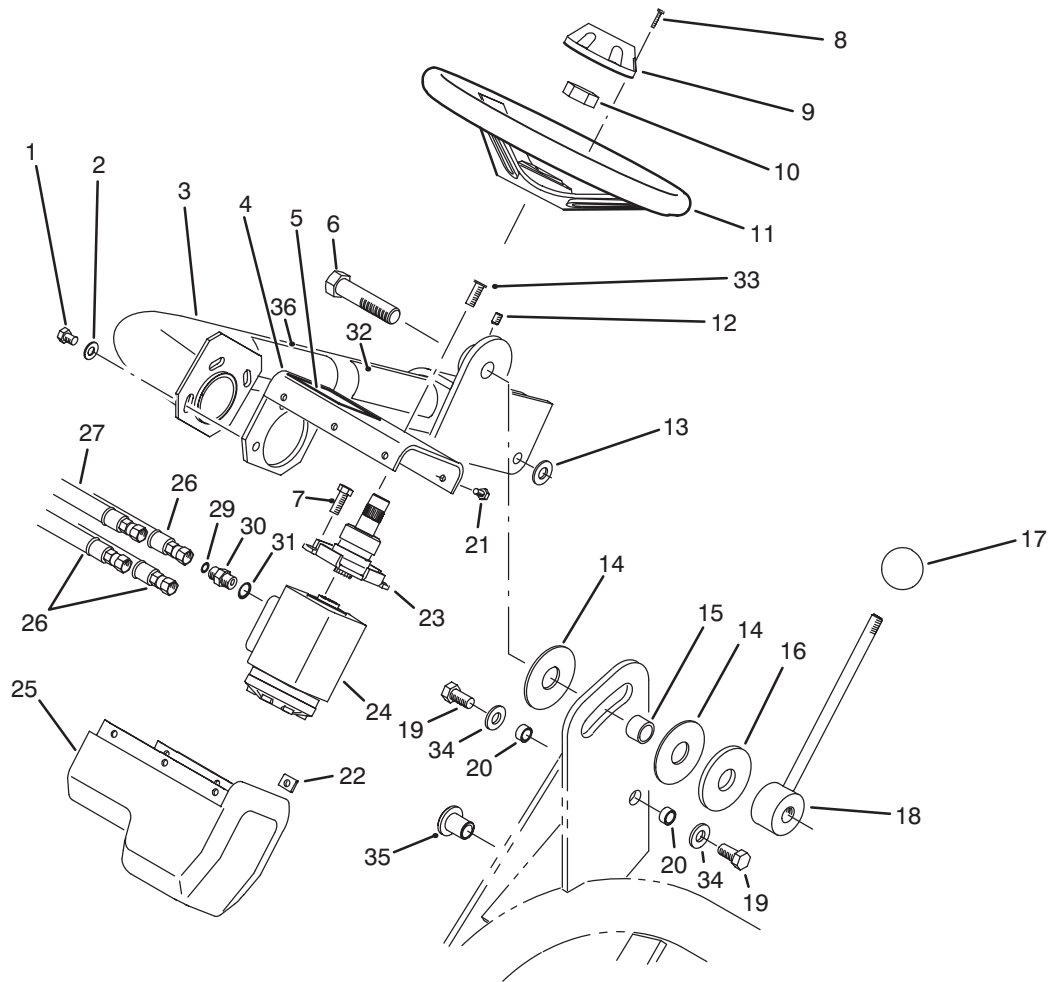
CONTROL VALVE ASSEMBLY NO. 84-2203 (Sections 3 Thru 5) (Continued)

Ref. No.	Part No.	Description	No. Used
49		Housing V20 #2	1
†50		Spool V20 3 Way F.F.	1
51	52-5860	Collar - Spool	1
52	354-122	Disc - Seal	1
†53		Spool #4	1
54	353-953	Plug Assembly	1
55	353-844	Plus Series (Incl. Ref. #56)	1
56	353-850	O-Ring	1
57	3253-3	Washer - Lock	4
58	3274-84	Screw - Cap, Hex. Hd.	4
59	38-0410	Nut - Hex.	1
60	83-1890	Switch - Ball	1
61	353-483	Body - Anticavitation	1
62	353-484	Retainer - Ball	1
63	353-737	Ball	1
64	92-2546	Wiper - Seal	5
*	354-129	Anticavitation Check Assy. (Incl. Ref. #3, 4, 5, 7, 8 & 61-63)	1
*	353-835	Seals - Section Set (Incl. Ref. #6 & 9)	1
*	93-3652	Boot - Spool Assembly (Incl. Ref. #45-47)	3
*	354-131	Section #3 Assembly (Complete)	1

Ref. No.	Part No.	Description	No. Used
*	354-25	Section #4 Assembly (Complete)	1
*	93-1386	Section #5 Assembly (Complete)	1
*	353-841	Position - Spool Assembly (Incl. Ref. #20 27 37 & 51)	1
*	353-840	Position - DI (SP) Assy. (Incl. Ref. #37-43)	1
*	353-642	Relief - RC Mod. Assembly (Incl. Ref. #3-5 & 29-36)	1
*	353-833	Positioner Assembly (Incl. Ref. #19-28)	1
*	84-2203	Control Valve Assembly Complete	1
*	92-2548	Seal - Spool, Single (End Set) (Incl. Ref. #15, 18 & 64)	1
*	92-2549	Seals - Spool (End Set #4 Rear Only) (Incl. Ref. #15, 16 & 18)	1
*	92-2545	Seals - Spool (Entire Valve Set)	1

*Not Illustrated

†Parts Available as Assemblies Listed as (*Not Illustrated) on This Page

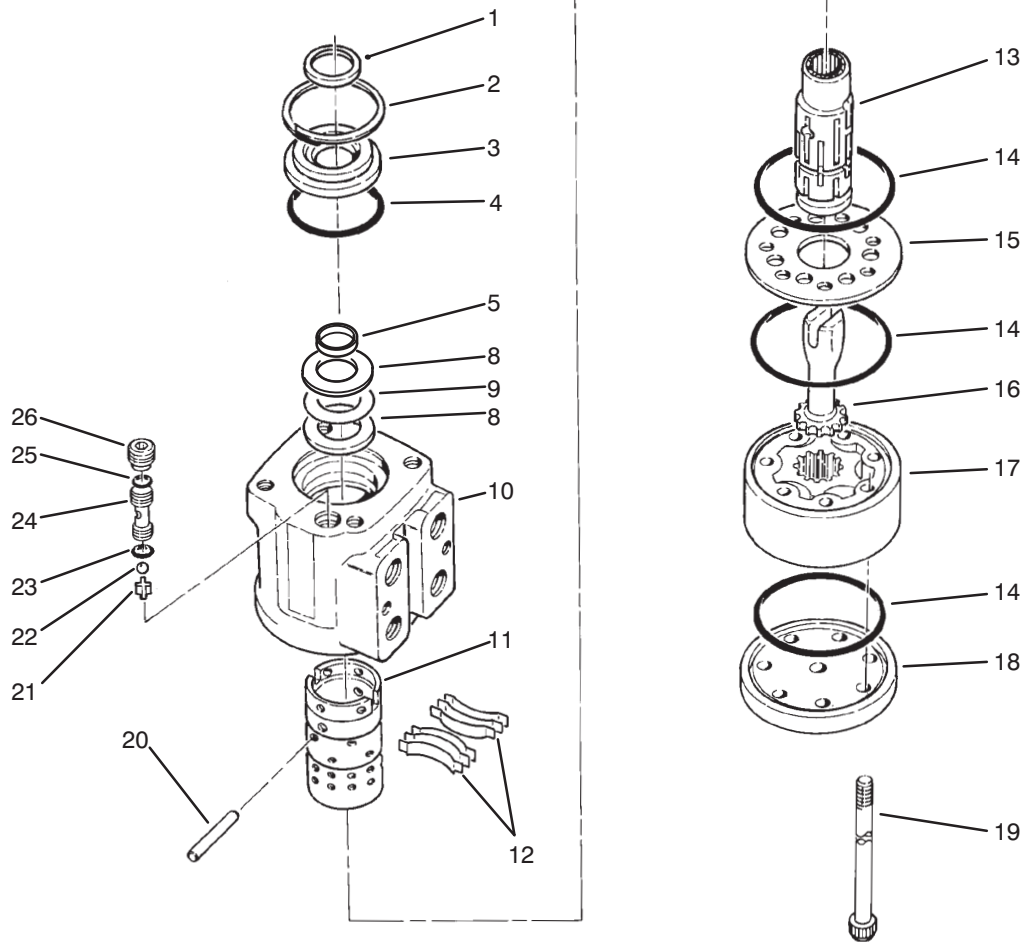


T-1291B

STEERING ARM ASSEMBLY

Ref. No.	Part No.	Description	No. Used	Ref. No.	Part No.	Description	No. Used
1	3274-80	Screw - Cap Hex. Hd.	3	19	325-4	Screw - Cap Hex. Hd.	2
2	3256-80	Washer - Flat	3	20	47-2890	Bushing - Sleeve	2
3	83-0650	Arm - Steering	1	21	3274-39	Screw - Cap Hex. Hd.	6
4	83-0780	Support - Steering Valve	1	22	3290-277	Nut - Speed	6
‡5	83-1790	Decal - Warning	1	23	83-1420	Column - Steering	1
6	83-0750	Screw - Cap Hex. Hd. L.H.	1	24	92-8690	Steering - Valve Assembly	1
7	323-4	Screw - Cap Hex. Hd.	2	25	83-0810	Cover - Steering Valve	1
8	32144-21	Screw - Round Hd.	2	26	83-1350	Hose - Hydraulic	3
9	68-5140	Cap - Steering Wheel	1	27	83-1360	Hose - Hydraulic	1
10	47-6990	Nut - Steering Wheel	1	29	237-21	Seal - O-Ring	4
11	68-5130	Steering Wheel Assembly (Incl. Ref. #8 & 9)	1	30	340-1	Fitting - Hydraulic Straight (Incl. Ref. #29 & 31)	4
12	3246-3	Screw - Set	1	31	237-42	Seal - O-Ring	4
13	65-6390	Washer - Thrust	1	‡32	83-2050	Decal - Steering Arm	1
14	83-0740	Disc - Friction	2	33	3274-63	Screw - Hex. Socket Hd.	2
15	83-0730	Spacer - Lockup	1	34	3256-26	Washer - Flat	2
16	83-0760	Plate - Lockup	1	35	83-1700	Bushing - Flange	1
17	233-48	Knob	1	36	93-2499	Decal - Warning	1
18	83-0700	Handle - Lockup	1				

‡For different language versions of this part, see International Parts Page.



T-1442

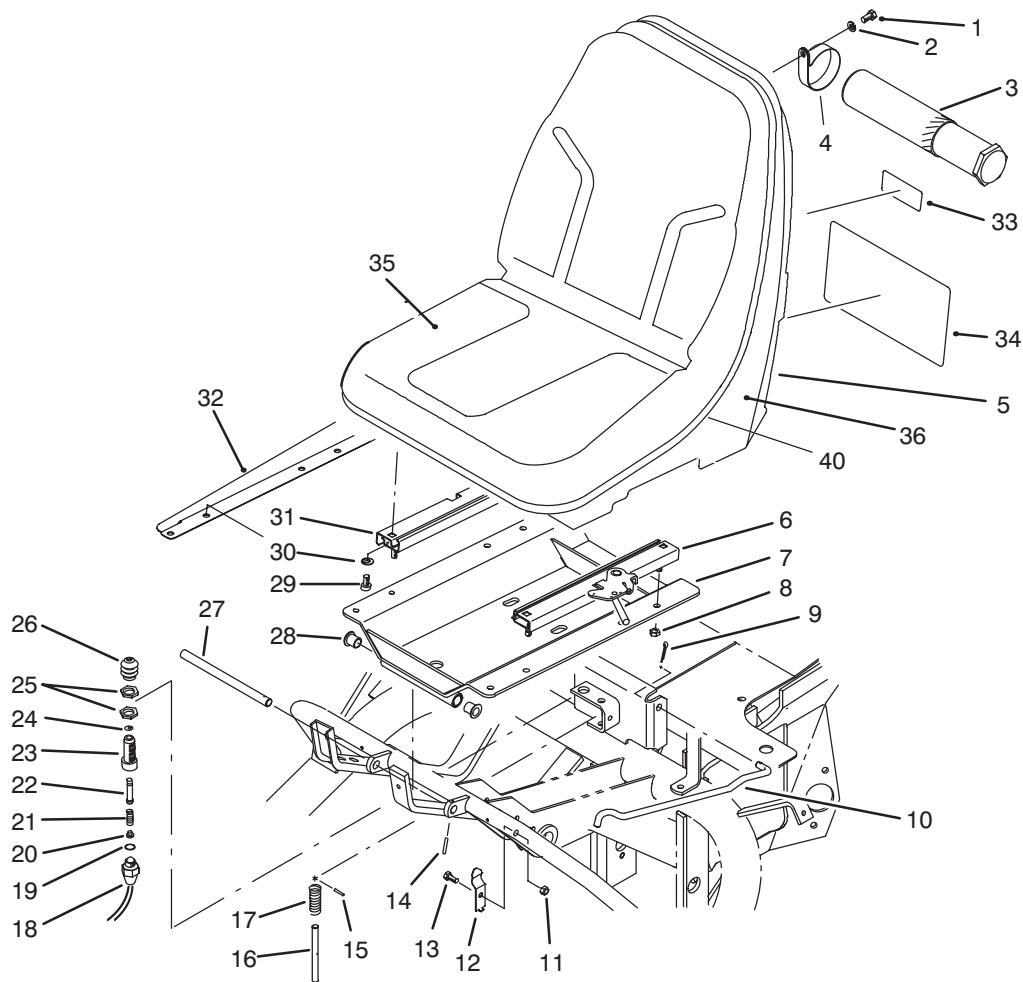
POWER STEERING VALVE NO. 92-8690

Ref. No.	Part No.	Description	No. Used
†1		Seal – Dust	1
2	52-9230	Ring – Retaining	1
3	92-8691	Bushing – Seal Gland	1
†4		O-Ring	1
†5		Seal – One Piece	1
8	59-6730	Race – Bearing	2
9	59-6740	Bearing – Needle Thrust	1
†10		Housing	1
†11		Sleeve – Control	1
12	83-1860	Centering Spring Kit	1
†13		Spool – Control	1
†14		O-Ring	3
15	92-8697	Plate – Wear	1
16	70-8250	Drive	1
17	83-1870	Gerotor	1
18	67-8113	Cap – End	1

Ref. No.	Part No.	Description	No. Used
19	92-8696	Screw – Torx Hd.	7
20	59-6830	Centering Pin Kit	1
21	52-9290	Retainer – Ball Check	1
22	52-9280	Ball – Check	1
†23		O-Ring	1
24	52-9270	Seat – Ball Check	1
†25		O-Ring	1
26	52-9260	Screw – Set	1
*	52-9250	Needle Bearing Kit (Incl. Ref. #8-9)	1
*	83-1880	Control Parts Assembly (Incl. Ref. #10-13 & 20)	1
*	92-8695	Seal Kit (Incl. Ref. #1, 4, 5, 14, 23 & 25)	1

*Not Illustrated

†Not Serviced Separately



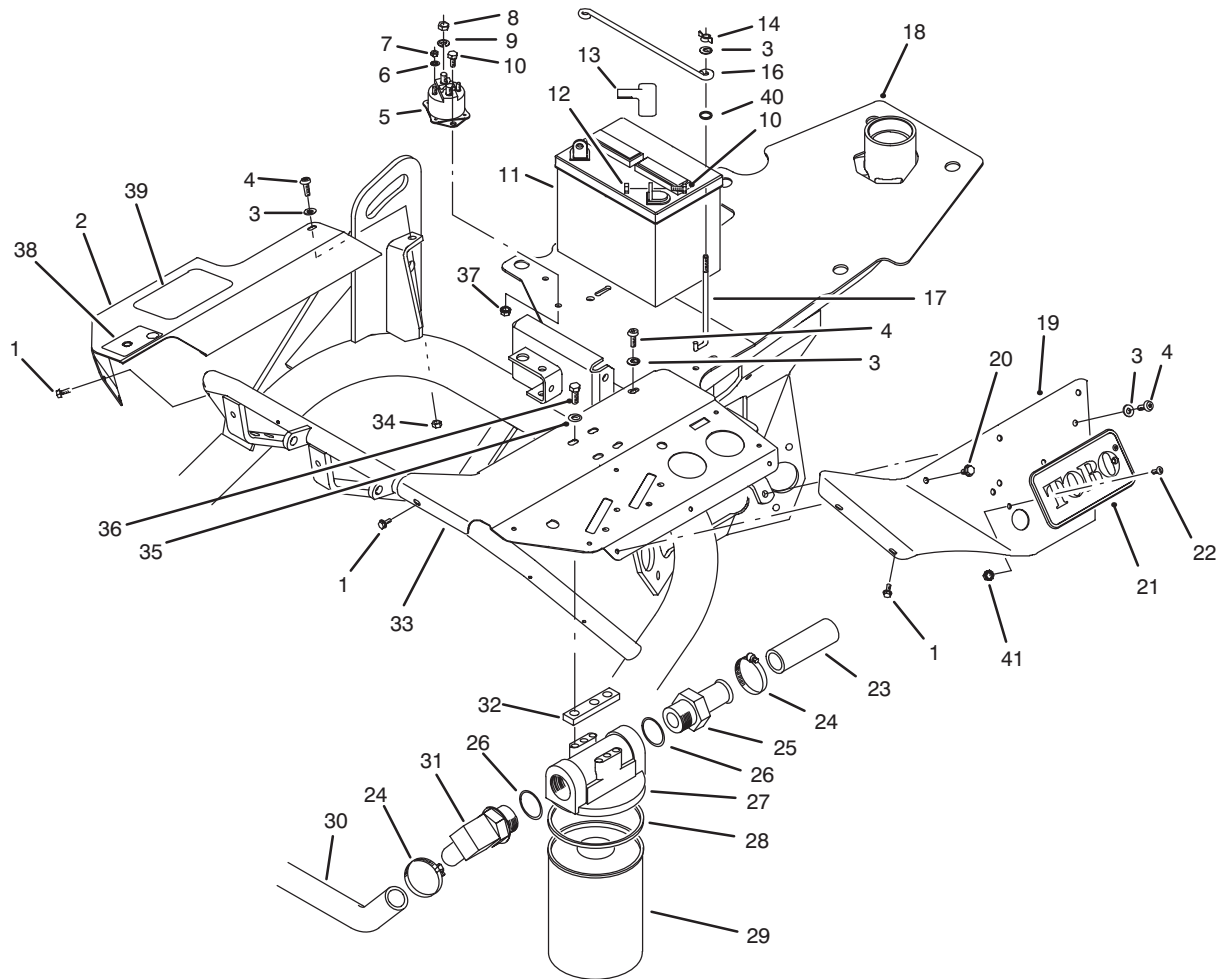
T-1290A

SEAT ASSEMBLY

Ref. No.	Part No.	Description	No. Used	Ref. No.	Part No.	Description	No. Used
1	322-2	Screw - Cap Hex. Hd.	2	20	43-8610	Seat - Ball	1
2	3253-4	Washer - Lock	2	21	43-8600	Spring - Compression	1
3	74-0720	Tube - Manual	1	22	43-8860	Plunger - Switch	1
4	2412-133	Clamp - R	2	23	43-8620	Guide - Switch	1
5	92-1180	Seat Assembly (Incl. Ref. #35, 36 & 40)	1	24	237-7	Seal - O-Ring	1
6	51-0790	Adjuster - Seat	1	25	218-461	Nut - Hex.	2
7	83-1270	Seat Support Assembly (Incl. Ref. #28)	1	26	43-8870	Boot - Switch	1
8	3296-29	Nut - Lock	4	27	49-5880	Shaft - Seat Support	1
9	3272-11	Pin - Cotter	1	28	256-155	Bushing - Flange	2
10	68-5100	Rod - Seat Prop	1	29	3274-12	Screw - Hex. Socket Hd.	4
11	3296-16	Nut - Lock	1	30	3256-23	Washer - Flat	4
12	68-5310	Clip - Seat Rod	1	31	51-0780	Slider - Seat	1
13	321-3	Screw - Cap Hex. Hd.	1	32	83-1840	Cover - R.H.	1
14	32121-45	Pin - Roll	1	‡33	58-6530	Decal - Hydraulic Oil	1
15	3284-3	Pin - Groove	1	‡34	92-9779	Decal - Service	1
16	51-0350	Pin - Seat Spring	1	35	92-6533	Kit - Cushion	1
17	3-6685	Spring - Compression	1	36	92-6534	Shell	1
18	72-4320	Switch - Ball	1	40	351-78	Edging	1
19	237-30	Seal - O-Ring	1	*	43-9071	Seat Switch Assembly (Incl. Ref. #18-26)	1

*Not Illustrated

‡For different language versions of this part, see International Parts Page.

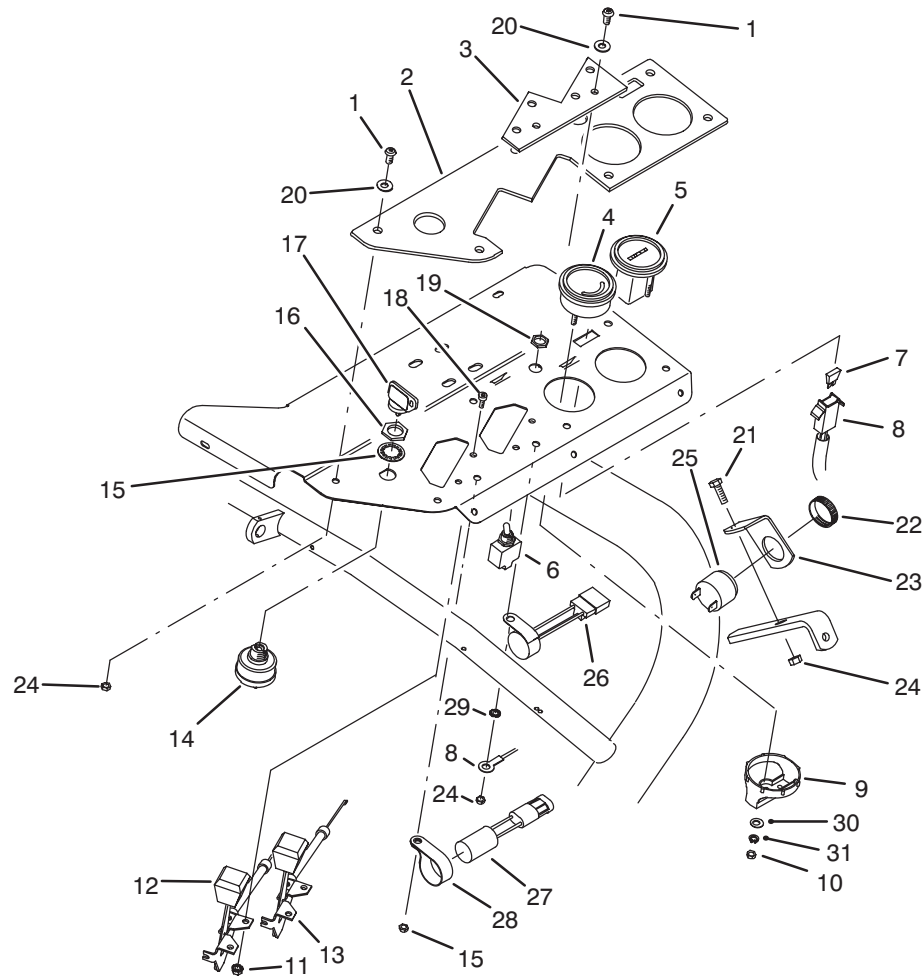


T-1295

FRAME ASSEMBLY

Ref. No.	Part No.	Description	No. Used	Ref. No.	Part No.	Description	No. Used
1	32104-76	Screw - Self Tapping	5	24	2412-34	Clamp - Hose	3
2	94-2694	Cover - R.H.	1	25	353-563	Fitting - Hydraulic Straight (Incl. Ref. #26)	1
3	3256-22	Washer - Flat	5	26	237-101	Seal - O-Ring	2
4	3274-91	Screw - Hex. Socket Hd.	3	27	44-5560	Head - Oil Filter	1
5	28-4210	Solenoid - Starter	1	28	72-3850	Seal - Filter	1
6	3254-1	Washer - Lock	2	29	74-3570	Filter - Hydraulic Oil (Incl. Ref. #28)	1
7	3219-14	Nut - Hex.	2	30	68-5880	Hose - Hydraulic	1
8	3218-13	Nut - Jam	2	31	353-564	Fitting - Hydraulic 90° (Incl. Ref. #26)	1
9	3253-4	Washer - Lock	2	32	27-2380	Spacer	2
10	321-3	Screw - Cap Hex. Hd.	4	33	83-0830	Panel - Control Upper	1
11	28-1400	Battery	1	34	3296-16	Nut - Lock	3
12	3217-5	Nut - Hex.	2	35	3256-23	Washer - Flat	4
13	28-8080	Boot Terminal	1	36	322-4	Screw - Cap Hex. Hd.	4
14	32103-12	Nut - Wing	2	37	32149-2	Nut - Keps	2
16	72-4790	Hold-Down - Battery	1	‡38	83-1850	Decal - Traction	1
17	56-7720	Bolt - Battery	2	39	67-1300	Decal - TORO	1
18	92-9164	Frame Assembly	1	40	237-143	Grommet	2
19	83-0840	Fender - L.H.	1	41	32149-7	Nut - Keps	2
20	46-8560	Screw - Self Taping	3				
21	61-3310	Plate - Logo	1				
22	3290-470	Screw - Flat Hd.	2				
23	83-1430	Hose - Hydraulic	1				

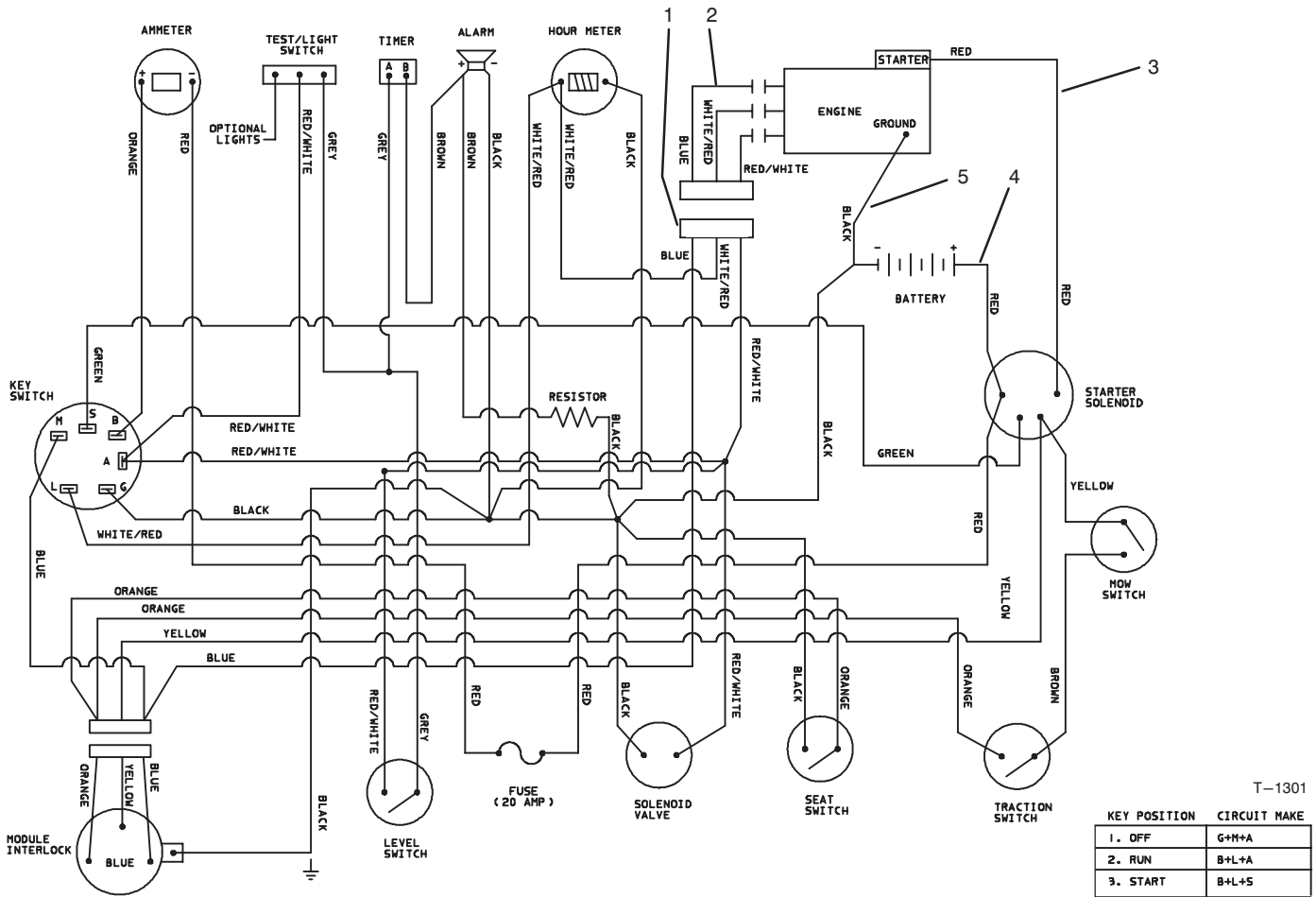
‡For different language versions of this part, see International Parts Page.



T-1296A

CONTROL PANEL ASSEMBLY

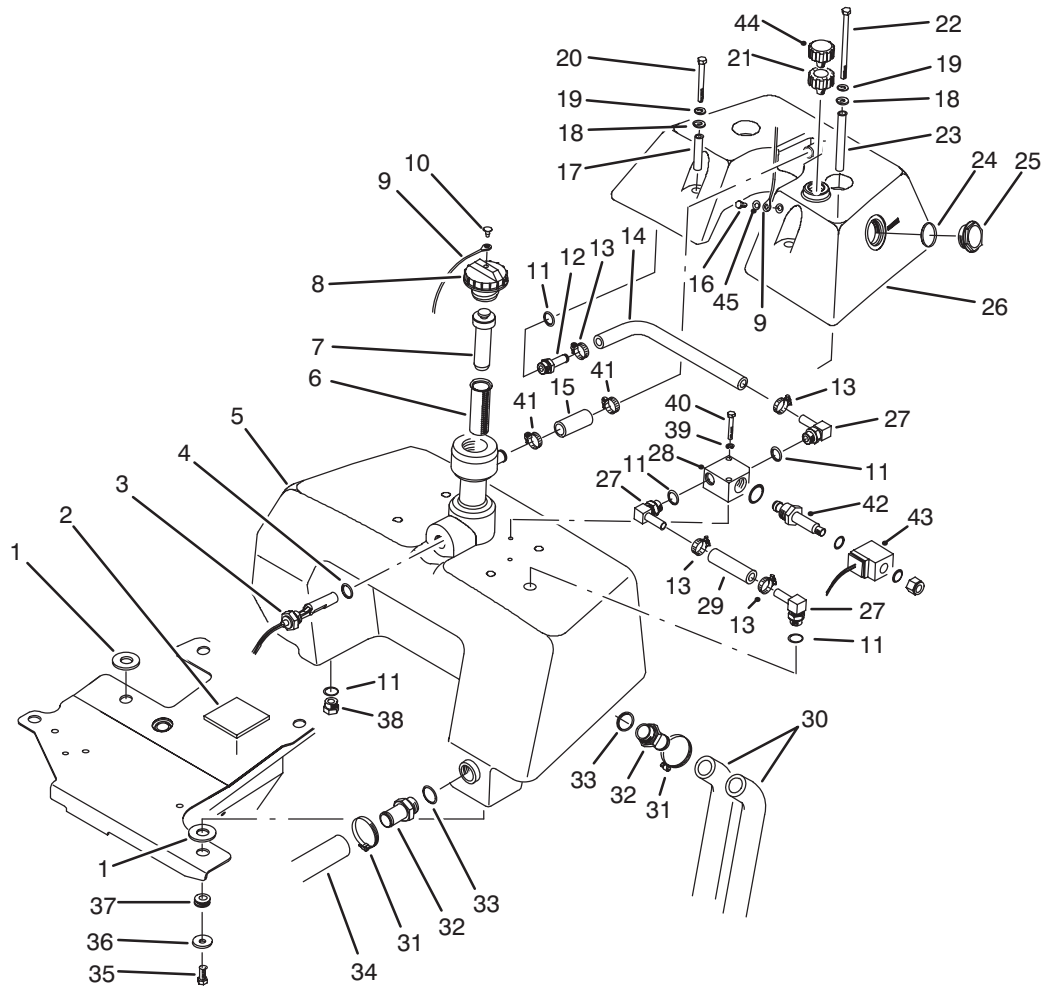
Ref. No.	Part No.	Description	No. Used	Ref. No.	Part No.	Description	No. Used
1	3274-69	Screw - Hex. Socket Hd.	8	16	218-461	Nut - Hex.	1
2	83-0850	Plate - Control Panel	1	17	63-8360	Key - Ignition	2
3	83-2030	Plate - Filler	1	18	3273-26	Screw - Hex. Socket Hd.	4
4	83-0820	Gauge - Ammeter	1	19		Nut - Hex.	2
5	66-2950	Gauge - Hourmeter	1	20	3256-1	Washer - Flat	8
6	83-1660	Switch Assembly (Incl. Ref. #19)	1	21	321-4	Screw - Cap Hex. Hd.	1
7	218-594	Fuse - 20 Amp	1	22		Retainer - Alarm	1
8	83-1100	Harness - Wire (Main)	1	23	83-1530	Bracket - Alarm	1
9	39-9600	Clamp - Mounting	1	24	3296-16	Nut - Lock	9
10	3219-14	Nut - Hex.	6	25	80-9330	Audio Alarm Assembly (Incl. Ref. #22)	1
11	3296-27	Nut - Lock	4	26	28-7890	Module - Interlock	1
12	83-0030	Control - Throttle	1	27	83-2280	Timer - Relay	1
13	83-0040	Control - Choke	1	28	2412-39	Clamp - R	1
14	83-0020	Ignition Switch Assembly (Incl. Ref. #15-16)	1	29	3255-7	Washer - Lock	1
15	3254-5	Washer - Lock	1	30	3256-21	Washer - Flat	2
				31	3254-1	Washer - Lock	2



ELECTRICAL SCHEMATIC

Ref. No.	Part No.	Description	No. Used
1	83-1100	Harness - Wire (Main)	1
2	83-1110	Harness - Wire (Engine)	1
3	83-1160	Wire - Solenoid-Starter	1

Ref. No.	Part No.	Description	No. Used
4	83-2420	Wire - Solenoid-Battery	1
5	83-1150	Wire - Engine Ground	1

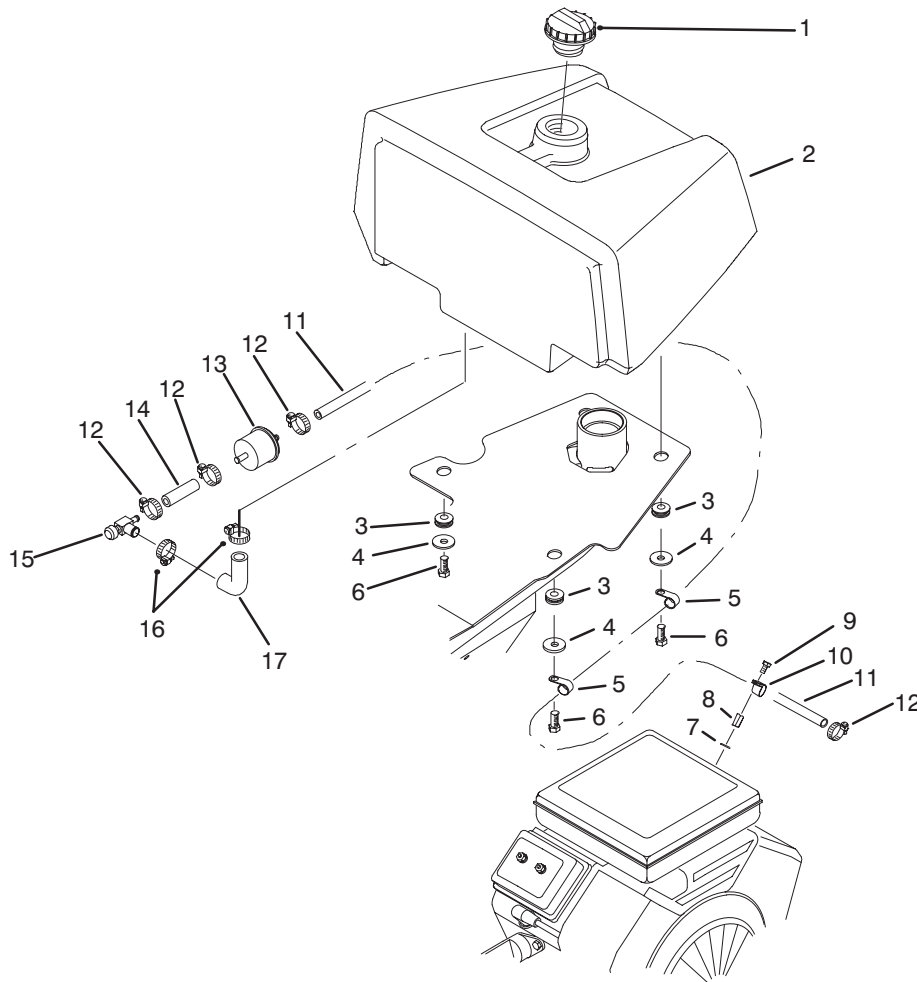


T-1289A

HYDRAULIC RESERVOIR ASSEMBLY

Ref. No.	Part No.	Description	No. Used
1	83-2400	Spacer – Tank	2
2	83-2390	Pad – Tank	1
3	83-1450	Sensor – Oil Level	1
4	237-80	Seal – O-Ring	1
5	92-8966	Reservoir – Hydraulic	1
6	83-1520	Screen – Filler	1
7	92-4063	Plug – Filler Cap	1
8	93-7160	Cap – Hydraulic Reservoir (Incl. Ref. #9 & 10)	1
9	75-0540	Tether – Cap	1
10	2410-73	Retainer – Tether	1
11	237-79	Seal – O-Ring	5
12	354-121	Fitting – Hydraulic Straight (Incl. Ref. #11)	1
13	2412-36	Clamp – Hose	4
14	83-2070	Hose – Valve	1
15	83-2090	Hose – Overflow	1
16	321-2	Screw – Cap Hex. Hd.	1
17	83-1550	Spacer – Tank (Short)	2
18	83-1470	Washer – Neoprene	4
19	3256-71	Washer – Flat	4
20	322-14	Screw – Cap Hex. Hd.	2
21	92-8020	Adapter – Breather	1
22	322-29	Screw – Cap Hex. Hd.	2
23	83-1560	Spacer – Tank (Long)	2
24	237-123	Seal – O-Ring	1

Ref. No.	Part No.	Description	No. Used
25	83-2250	Guage – Sight (Incl. Ref. #24)	1
26	83-2100	Tank – Auxiliary Hydraulic	1
27	354-120	Fitting – Hydraulic 90° (Incl. Ref. #11)	3
28	83-1460	Solenoid Valve Assembly (Incl. Ref. #42 & 43)	1
29	83-2080	Hose – Valve-Tank	1
30	83-0910	Hose – Hydraulic	2
31	2412-34	Clamp – Hose	3
32	83-0870	Fitting – Hydraulic Straight (Incl. Ref. #33)	3
33	237-177	Seal – O-Ring	3
34	83-1430	Hose – Hydraulic	1
35	323-6	Screw – Cap Hex. Hd.	3
36	63-8410	Washer – Flat	3
37	240-11	Grommet	3
38	353-550	Plug – Hydraulic (Incl. Ref. #11)	1
39	3253-3	Washer – Lock	2
40	321-11	Screw – Cap Hex. Hd.	2
41	2412-141	Clamp – Hose	2
42	83-2000	Spool – Valve	1
43	83-2010	Coil – Valve	1
44	68-6150	Breather	1
45	3256-22	Washer – Flat	1

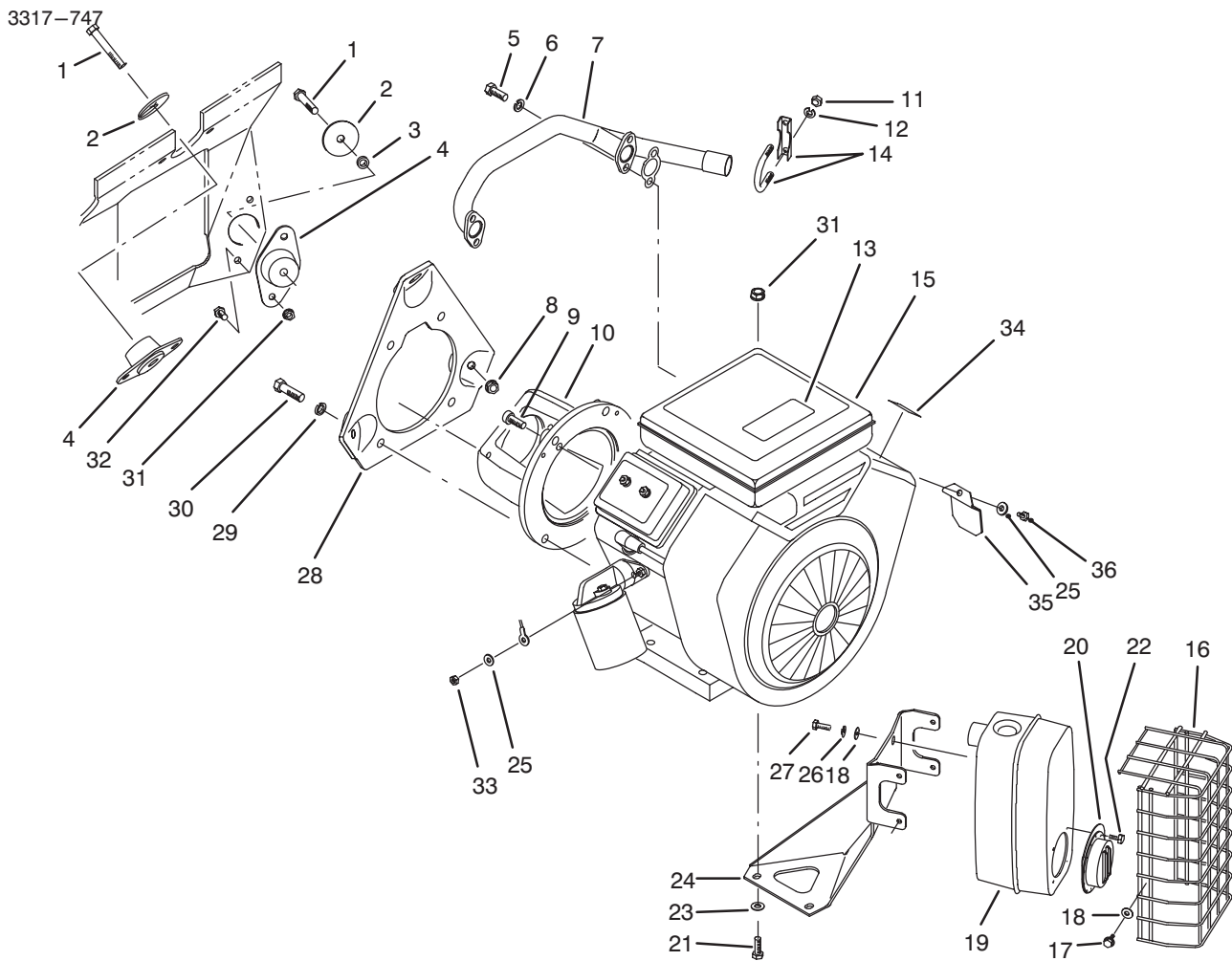


T-1317B

FUEL TANK ASSEMBLY

Ref. No.	Part No.	Description	No. Used
1	93-3101	Cap - Fuel	1
2	92-7189	Tank - Fuel	1
3	240-11	Grommet	4
4	63-8410	Washer - Flat	4
5	2412-41	Clamp - R	3
6	323-6	Screw - Cap Hex. Hd.	3
7	3256-63	Washer - Flat	1
8	83-2200	Nut - Special	1
9	48-7610	Screw - Cap Hex. Hd.	1

Ref. No.	Part No.	Description	No. Used
10	2412-94	Clamp - R	1
11	93-0116	Hose - Fuel	1
12	2412-108	Clamp - Hose	4
13	94-2690	Asm. - Filter, Fuel	1
14	83-2040	Hose - Fuel	1
15	83-1390	Fitting - Fuel Shut-Off	1
16	2412-36	Clamp - Hose	2
17	93-0117	Hose - Fuel	1



T-1293A

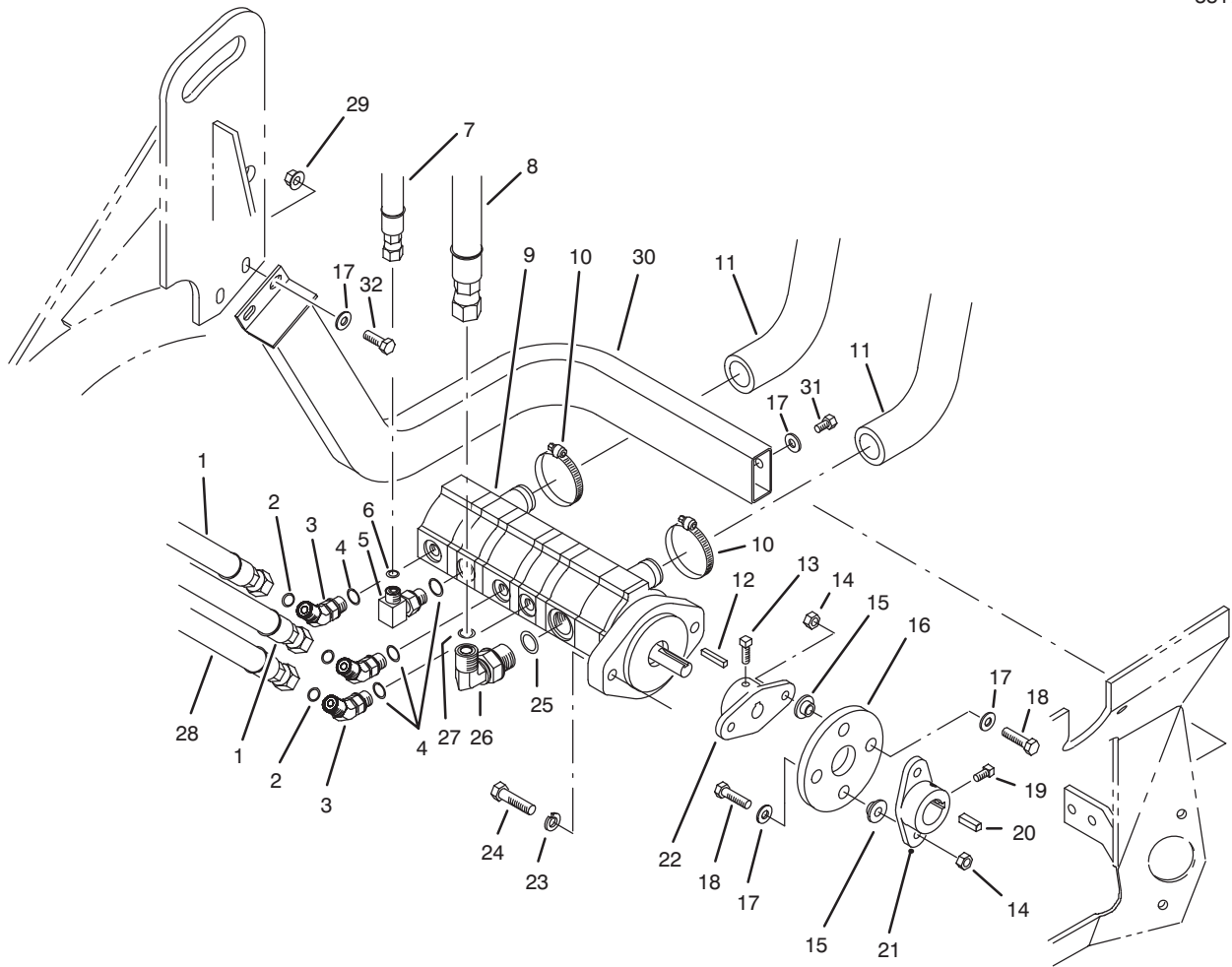
ENGINE INSTALLATION ASSEMBLY

Ref. No.	Part No.	Description	No. Used
1	323-12	Screw - Cap Hex. Hd.	3
2	83-1040	Washer - Mount	3
3	83-1050	Spacer - Mount	2
4	83-1030	Mount - Engine	3
5		Screw - Cap Hex. Hd.	4
6		Washer - Lock	4
7	83-1080	Pipe - Exhaust	1
8	3290-357	Nut - Flange Lock	3
9	3274-7	Screw - Socket Hd.	2
10	83-1060	Adapter - Pump	1
11		Nut - Hex.	2
12		Washer - Lock	2
‡13	71-3620	Decal - Engine RPM	1
14	2112-11	Clamp - Muffler (Incl. Ref. #11 & 12)	1
15	83-0010	Engine Assembly (Incl. Ref. #5 & 6)	1
16	83-1400	Shield - Muffler	1
17	12-3270	Screw - Hex. Washer Hd.	4
18	3256-1	Washer - Flat	8

Ref. No.	Part No.	Description	No. Used
19	493963	Muffler	1
*	83-2240	Arrestor - Spark (Optional)	1
20	83-2220	Deflector - Exhaust	1
21	322-8	Screw - Cap Hex. Hd.	2
22	83-2230	Screw - Cap Hex. Hd.	4
23	3256-23	Washer - Flat	2
24	83-1630	Bracket - Muffler Support	1
25	43-5930	Washer - Lock	2
26	3253-3	Washer - Lock	4
27	321-4	Screw - Cap Hex. Hd.	4
28	85-8120	Plate - Engine Mount	1
29	3253-6	Washer - Lock	4
30	324-7	Screw - Cap Hex. Hd.	4
31	32128-20	Nut - Flange Lock	8
32	322-3	Screw - Cap Hex. Hd.	6
33	43-2830	Nut - Hex	1
‡34	63-8440	Decal - Warning Hot	1
35	83-2310	Shield	1
36	48-7620	Screw - Cap Hex. Hd.	1

*Not Illustrated

‡For different language versions of this part, see International Parts Page.

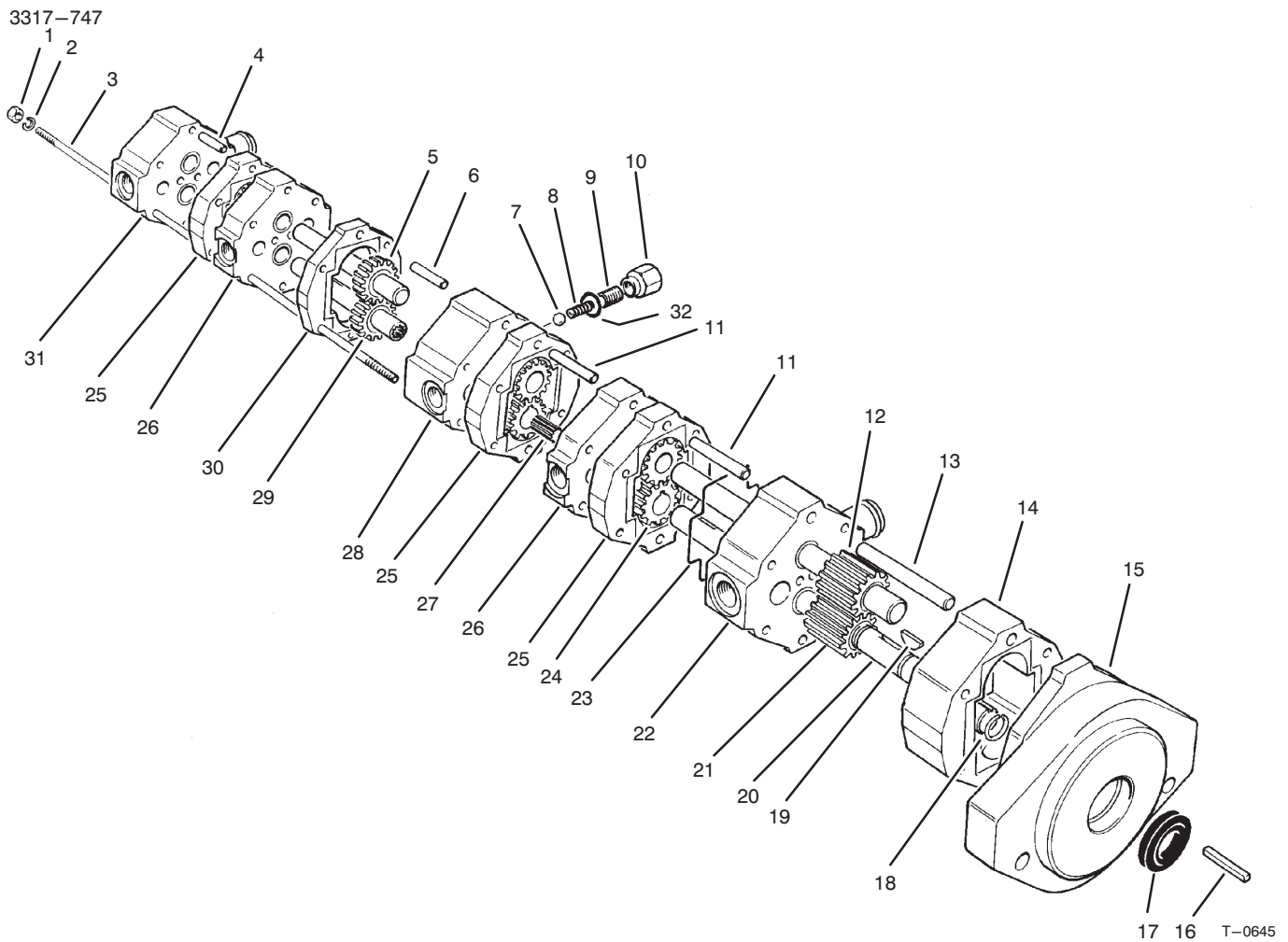


T-1292

HYDRAULIC PUMP INSTALLATION ASSEMBLY

Ref. No.	Part No.	Description	No. Used
1	83-1190	Hose - Hydraulic	2
2	237-22	Seal - O-Ring	3
3	340-87	Fitting - Hydraulic 45° (Incl. Ref. #2 & 4)	3
4	237-42	Seal - O-Ring	4
5	340-82	Fitting - Hydraulic 90° (Incl. Ref. #4 & 6)	1
6	237-21	Seal - O-Ring	1
7	83-1350	Hose - Hydraulic	1
8	83-1180	Hose - Hydraulic	1
9	92-9764	Hydraulic Pump Assembly (Incl. Ref. #12)	1
10	2412-34	Clamp - Hose	2
11	83-0910	Hose - Pump	2
12	5-0946	Key - Square	1
13	3241-6	Screw - Set Square Hd.	2
14	3296-29	Nut - Lock	4
15	27-6600	Spacer - Coupling	4

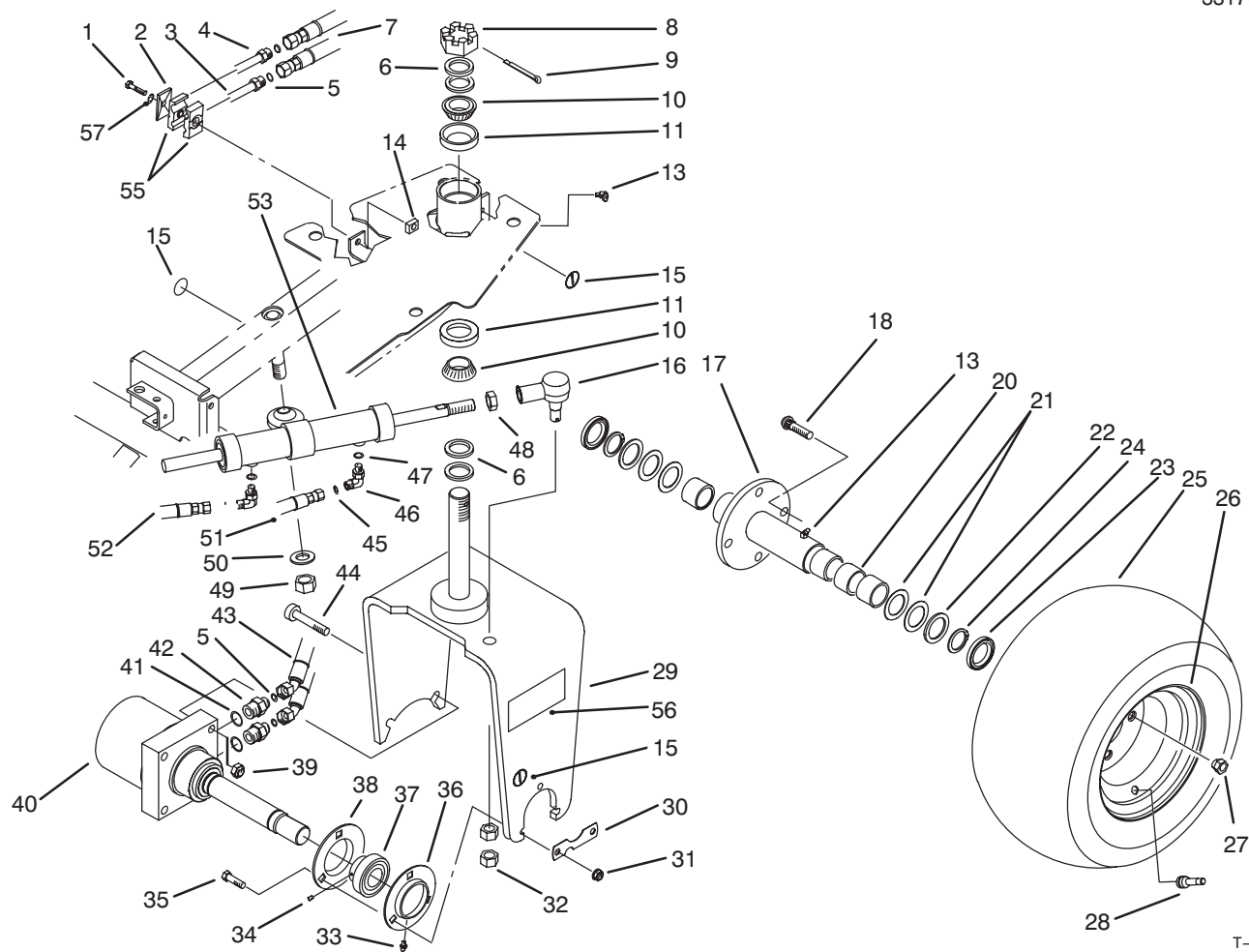
Ref. No.	Part No.	Description	No. Used
16	44-2230	Coupling - Rubber	1
17	3256-23	Washer - Flat	8
18	322-6	Screw - Cap Hex. Hd.	4
19	3241-2	Screw - Set Square Hd.	2
20	10-7070	Key - Square	1
21	27-1960	Hub - Engine	1
22	27-1970	Hub - Pump	1
23	3253-21	Washer - Lock	2
24	323-8	Screw - Cap Hex. Hd.	2
25	237-80	Seal - O-Ring	1
26	340-105	Fitting - Hydraulic 90° (Incl. Ref. #25 & 27)	1
27	237-30	Seal - O-Ring	1
28	83-1170	Hose - Hydraulic	1
29	32128-20	Nut - Flange Lock	2
30	83-1940	Guard - Pump	1
31	322-1	Screw - Cap Hex. Hd.	2
32	322-4	Screw - Cap Hex. Hd.	2



HYDRAULIC PUMP 92-9764

Ref. No.	Part No.	Description	No. Used
1	3217-6	Nut - Hex.	4
2	354-16	Washer - Lock	4
3	354-17	Stud - Threaded	4
4	354-11	Pin - Dowel	2
5	354-9	Idler Shaft - Gear Assy.	1
6	354-12	Pin - Dowel	2
7		Ball - Valve	1
8		Spring - Compression	1
9		Adjuster - Valve	1
10		Cap - Adjuster, Valve	1
11	354-13	Pin - Dowel	4
12	92-9774	Idler Shaft - Gear Assy.	1
13	354-14	Pin - Dowel	2
14	92-9766	Plate - Gear 66B	1
15	354-2	Body Assembly	1
16	5-0946	Key - Square	1
17	354-15	Seal - Shaft	1

Ref. No.	Part No.	Description	No. Used
18	353-886	Ring - Retaining	2
19	353-884	Key - Woodruff	4
20	92-9772	Shaft - Drive	1
21	92-9773	Gear - 66B	1
22	354-3	Bearing Plate Assembly	1
23	353-922	Seal - Ring	10
24	353-967	Gear - 33B	6
25	353-969	Plate - Gear 33B	3
26	353-923	Bearing Plate Assembly	2
27	354-5	Adapter - Splined	1
28	354-4	Bearing Plate Assembly (Incl. Ref. #7-10 & 32)	1
29	354-8	Drive Shaft - Gear Assy.	1
30	354-6	Plate - Gear 18B	1
31	354-7	Cover Assembly	1
32	354-35	Gasket	1

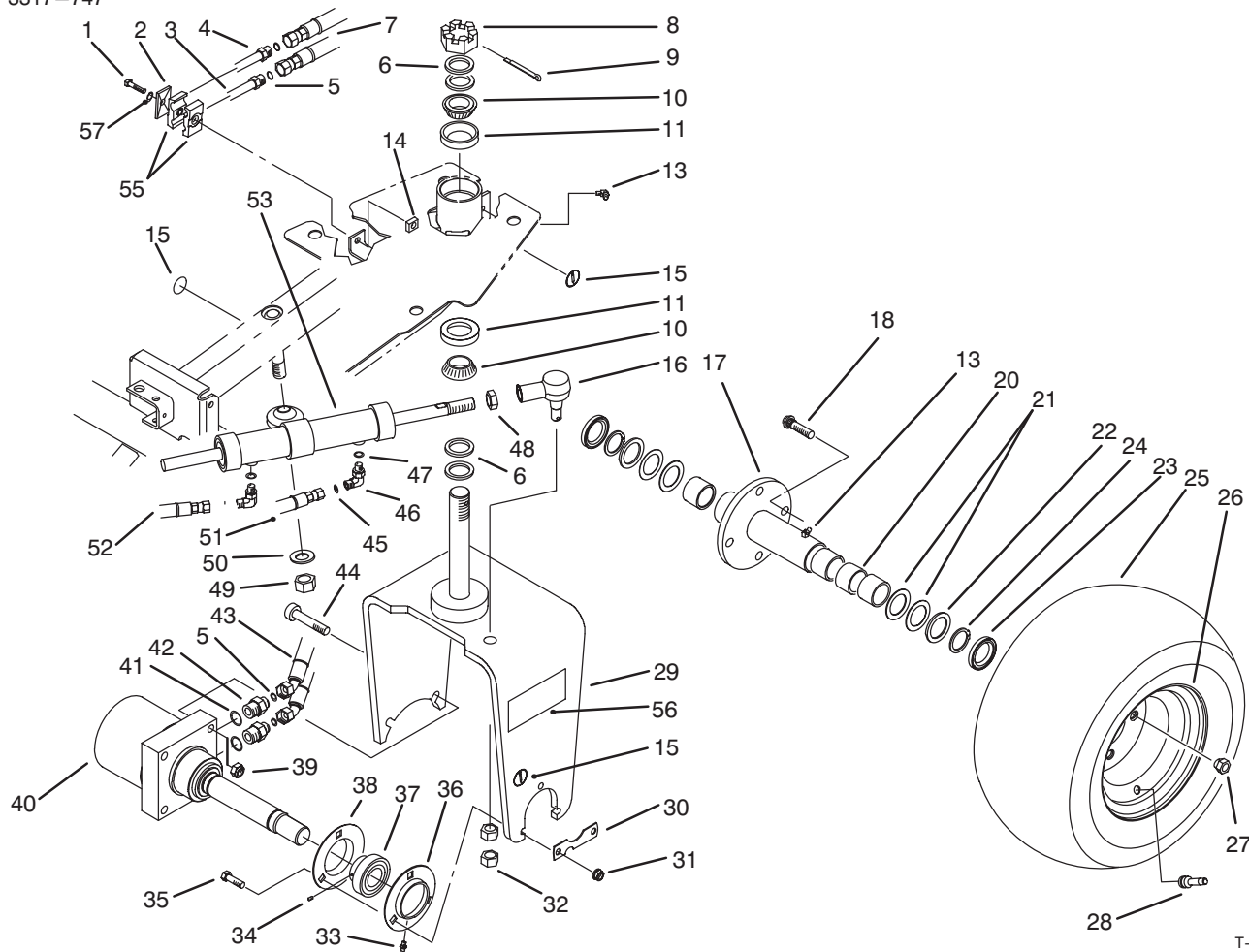


T-1839C

REAR WHEEL ASSEMBLY

Ref. No.	Part No.	Description	No. Used	Ref. No.	Part No.	Description	No. Used
1	322-7	Screw - Cap Hex. Hd.	1	28	232-27	Valve Stem w/Cap	1
2	89-9760	Cover - Plate	1	29	93-2529	Fork - Castor	1
3	93-0115	Assy. - Tube, Rear Bottom	1	30	88-8350	Tab - Bearing	1
4	93-0114	Assy. - Tube, Rear Top	1	31	3296-39	Nut - Lock	3
5	237-30	O-Ring	4	32	3220-6	Nut - Jam	2
6	18-6320	Washer - Steering	4	33	302-5	Fitting - Grease	1
7	92-9197	Hose - Hydraulic (Incl. Ref. #5)	2	34	251-352	Screw - Set	1
8	32136-9	Nut - Hex. Slotted	1	35	323-29	Screw - Cap Hex. Hd.	3
9	3272-37	Pin - Cotter	1	36	85-8940	Flange - Bearing, Lube (Incl. Ref. #33)	1
10	254-70	Cone - Bearing	2	37	251-352	Assembly - Bearing (Incl. Ref. #34)	1
11	254-61	Cup - Bearing	2	38	85-8950	Flange - Bearing	1
13	302-40	Fitting - Grease 90°	2	39	3296-23	Nut - Lock	2
14	3290-496	Nut - Retaining	1	40	92-9169	Motor - Hydraulic	1
15	58-6520	Decal - Grease	3	41	237-80	O-Ring	2
16	83-1640	Rod End Assembly	1	42	340-7	Fitting - Hydraulic (Incl. Ref. #41)	2
17	92-9152	Hub W.A. - Wheel	1	43	92-9197	Hose - Hydraulic (Incl. Ref. #5)	2
18	10-6730	Stud - Drive	4	44	5-3934	Bolt - Fork, Castor	1
20	92-9167	Roller - Clutch	4	45	237-21	O-Ring	2
21	92-9166	Washer - Thrust	4	46	340-132	Fitting - Hydraulic 90° (Incl. Ref. #45 & 47)	2
22	92-9159	Washer	2	47	237-78	O-Ring	2
23	92-9165	Seal - Grease	2	48	84-5300	Nut - Jam	1
24	32151-10	Ring - Retainer	2				
25	28-3680	Tire	1				
26	217-60	Rim	1				
27	242-50	Nut - Lug	4				

3317-747



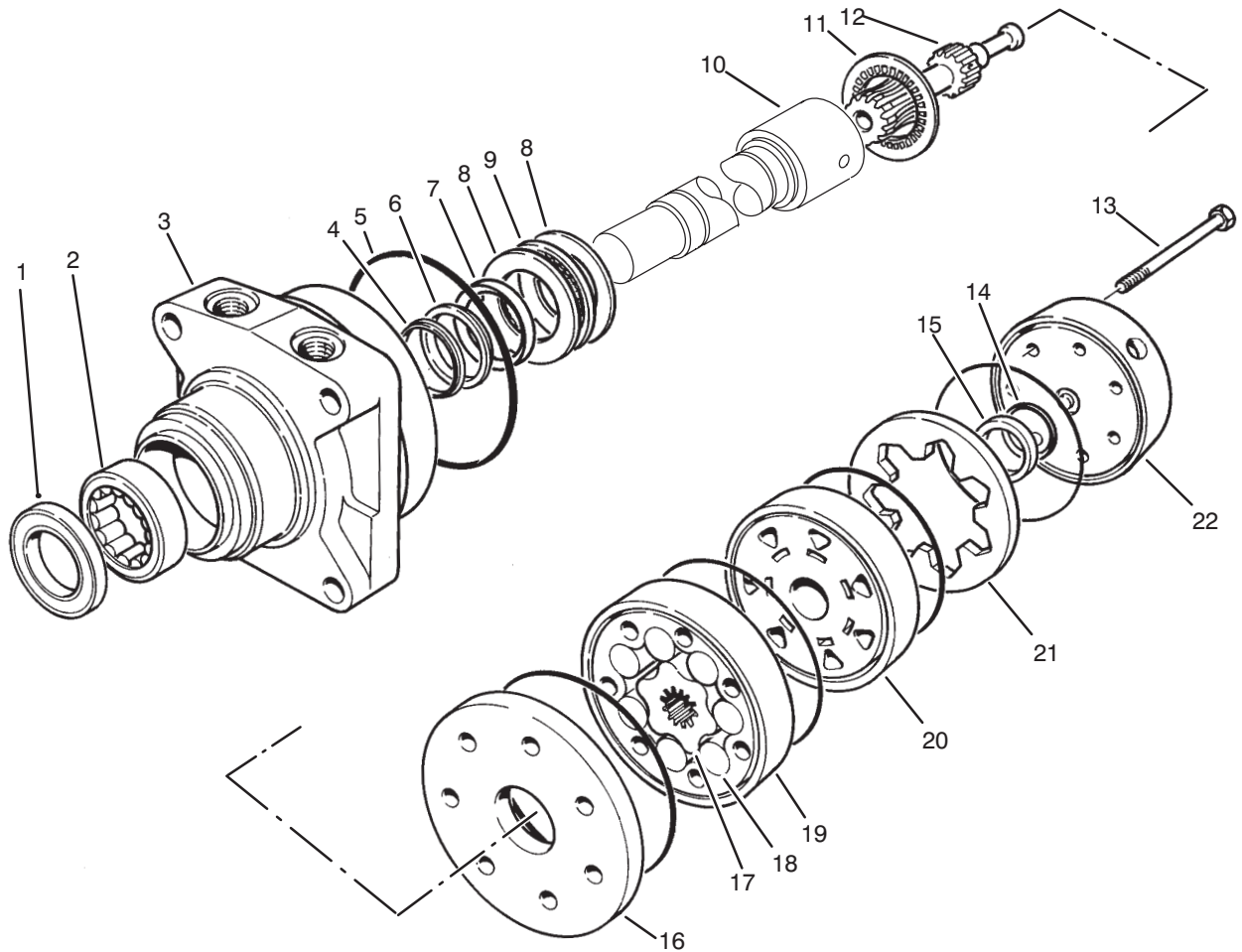
T-1839C

REAR WHEEL ASSEMBLY (Continued)

Ref. No.	Part No.	Description	No. Used
49	3217-12	Nut - Hex.	1
50	3256-28	Washer - Flat	1
51	83-1360	Hose - Hydraulic	1
52	83-1350	Hose - Hydraulic	1
53	83-2330	Hydraulic Cylinder Assy.	1

Ref. No.	Part No.	Description	No. Used
55	56-7971	Clamp - Tube	2
56	92-9752	Decal - 3WD	2
57	3253-4	Washer - Lock	1
*	232-37	Tube - Inner (Optional)	1

*Not Illustrated

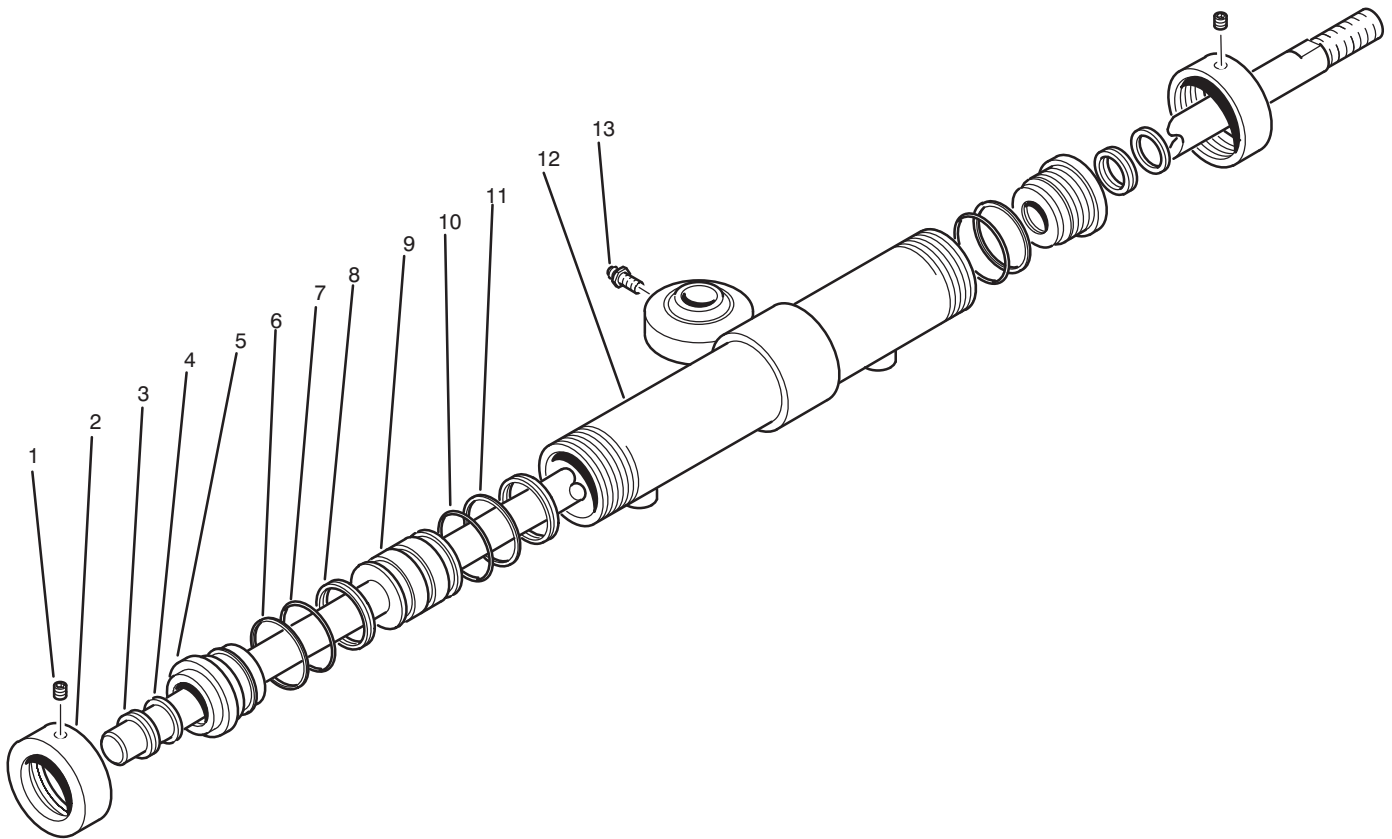


T-1830

HYDRAULIC DRIVE MOTOR ASSEMBLY NO. 92-9169

Ref. No.	Part No.	Description	No. Used
1		Seal - Dirt & Water	1
2		Bearing	1
3		Housing	1
4		Washer - Back-Up	1
5		Ring - Seal	5
6		Washer - Back-Up	1
7		Seal - Inner	1
8		Washer - Thrust	2
9		Bearing - Thrust	1
10	92-9760	Shaft - Coupling	1
11	76-0850	Bearing - Thrust	1
12	92-9758	Link - Drive	7
13	92-9756	Screw - Cap Hex. Hd.	1
14		Seal - Commutator	1
15		Commutator	1

Ref. No.	Part No.	Description	No. Used
16	92-9754	Plate - Wear	1
17		Rotor	1
18		Vane	7
19		Stator	1
20	92-9755	Manifold	1
21		Ring - Commutator	1
22	92-9759	End Cover Assembly	1
*	92-9757	Rotor Set (Incl. Ref. #19-21)	1
*	76-0880	Commutator Assembly (Incl. Ref. #15, 16 & 23)	1
*	76-0800	Seal Kit (Incl. Ref. #1, 4-7 & 15)	1
*	92-9753	Housing Assembly (Incl. Ref. #2, 3 & 8-10)	1



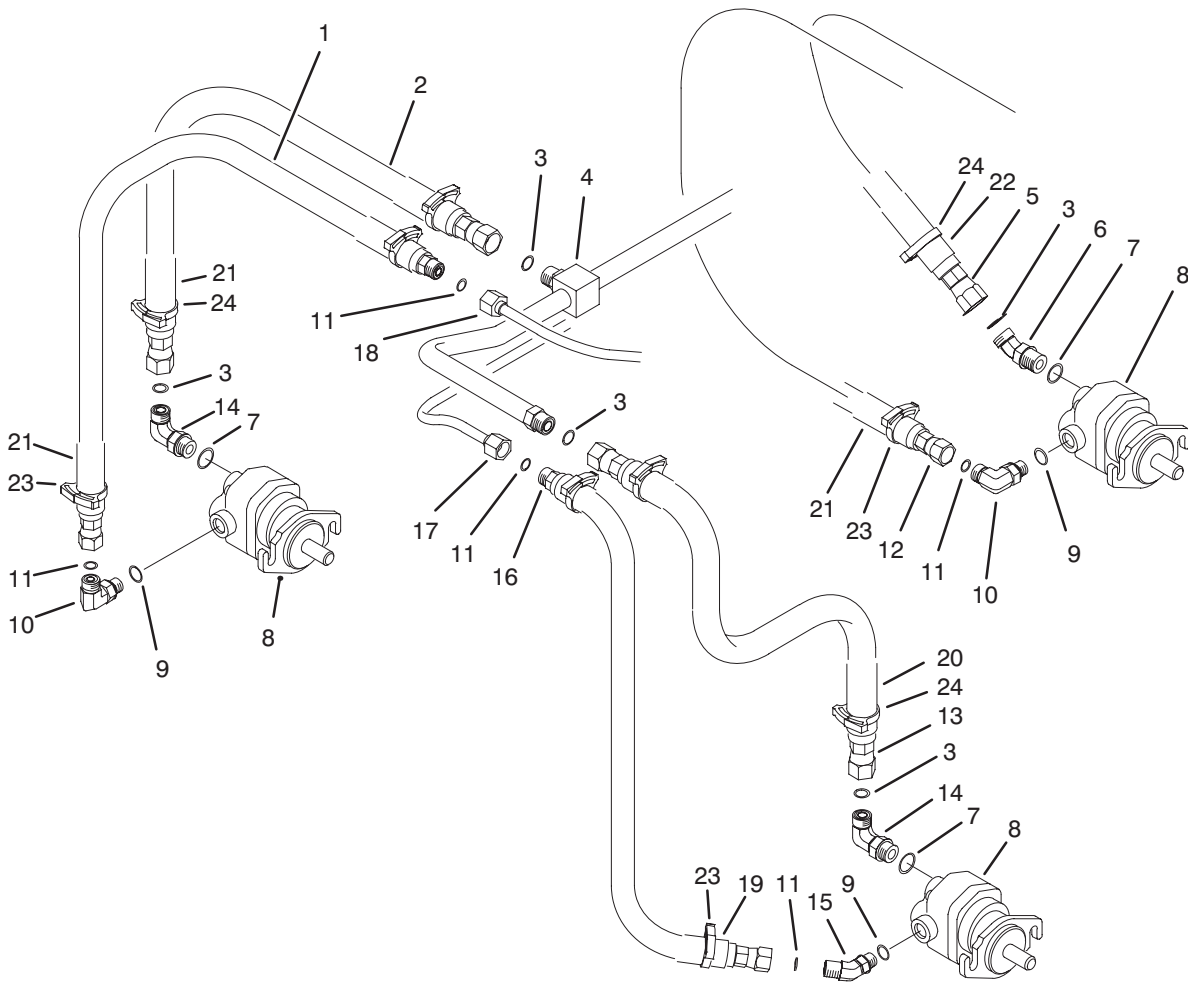
T-1313

HYDRAULIC CYLINDER ASSEMBLY NO. 83-2330

Ref. No.	Part No.	Description	No. Used
1	3245-1	Screw - Set, Hex. Soc. Hd.	2
2	83-2340	Cap - Threaded	2
3		Wiper - Rod	2
4		U-Cup - Double Lip	2
5	83-2350	Cap - Head, Thread	2
6		Ring - Back-Up	2
7		O-Ring	2
8		Ring - Wear	2

Ref. No.	Part No.	Description	No. Used
9	83-2360	Assembly - Rod	1
10		O-Ring	1
11		Ring - Piston, Urithane	1
12	83-2370	Assembly - Barrel	1
13	302-5	Fitting - Grease	1
*	83-2380	Kit - Seal Repair (Incl. Ref. #1-7)	1

*Not Illustrated

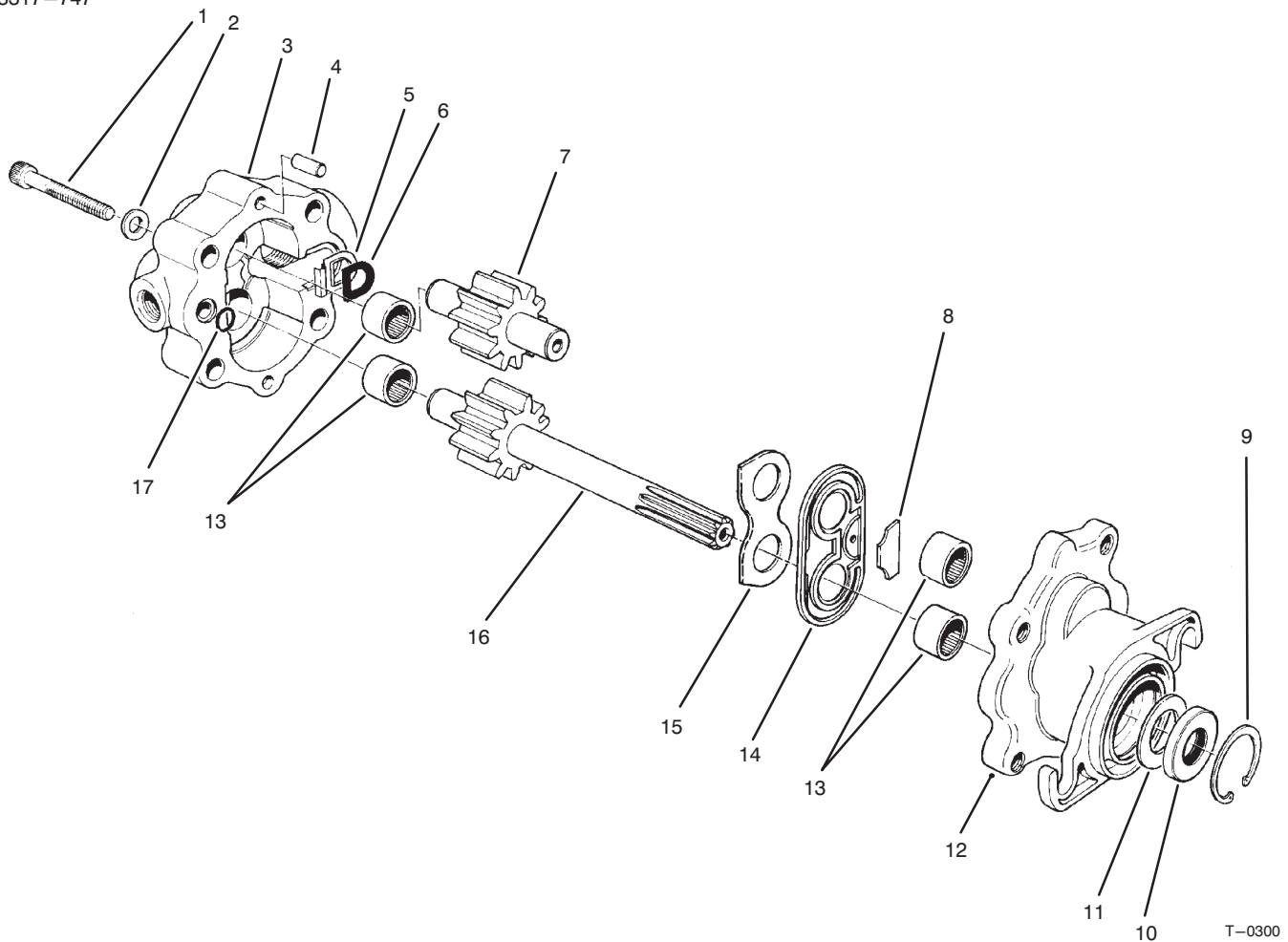


T-1297A

REEL MOTOR INSTALLATION ASSEMBLY

Ref. No.	Part No.	Description	No. Used
1	63-3810	Hose – Hydraulic (Incl. Ref. #21 & 23)	1
2	63-3820	Hose – Hydraulic (Incl. Ref. #21 & 24)	1
3	237-30	Seal – O-Ring	5
4	63-4040	Hydraulic Tube Assembly (Incl. Ref. #3)	1
5	63-3840	Hose – Hydraulic (Incl. Ref. #22 & 24)	1
6	340-101	Fitting – Hydraulic 45° (Incl. Ref. #3 & 7)	1
7	237-79	Seal – O-Ring	3
8	70-9800	Reel Motor Assembly	3
9	237-42	Seal – O-Ring	3
10	340-77	Fitting – Hydraulic 90° (Incl. Ref. #9 & 11)	2
11	237-22	Seal – O-Ring	5
12	74-3830	Hose – Hydraulic (Incl. Ref. #21 & 23)	1

Ref. No.	Part No.	Description	No. Used
13	63-3830	Hose – Hydraulic (Incl. Ref. #20 & 24)	1
14	340-98	Fitting – Hydraulic 90° (Incl. Ref. #3 & 7)	2
15	340-87	Fitting – Hydraulic 45° (Incl. Ref. #9 & 11)	1
16	63-3870	Hose – Hydraulic (Incl. Ref. #19 & 23)	1
17	63-4020	Tube – Hydraulic	1
18	63-4030	Tube – Hydraulic	1
19	56-7986	Sleeve – Protective	1
20	56-7987	Sleeve – Protective	1
21	56-7980	Sleeve – Protective	3
22	56-7981	Sleeve – Protective	1
23	93-9346	Clamp – Hose, Pressure	6
24	93-9347	Clamp – Hose, Return	6

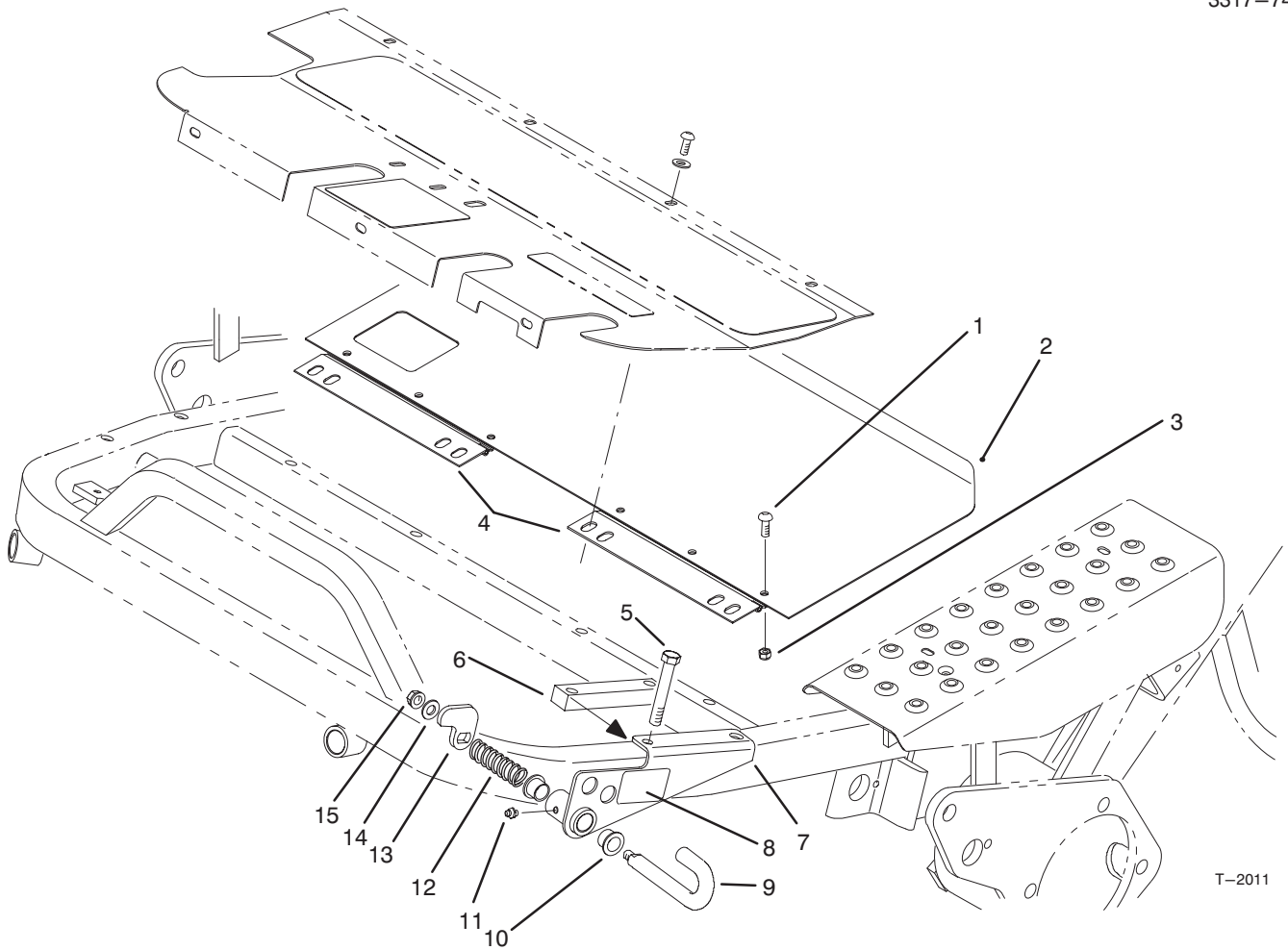


REEL MOTOR NO. 70-9800

Ref. No.	Part No.	Description	No. Used
1	353-601	Screw - Hex Socket Hd.	4
2	353-600	Washer	4
3	353-588	Cover - Motor	1
4	353-599	Pin - Dowel	2
5	353-597	Bridging - Insert	1
6	353-598	Gasket - Insert	1
7	353-593	Idler Gear Assembly	1
8	353-591	Block - Anti-Extrusion	1
9	32151-41	Ring - Retaining	1
10		Seal - Shaft	1
11		Spacer	1
12	353-777	Body - Motor (Incl. Ref. #13)	1

Ref. No.	Part No.	Description	No. Used
13	353-586	Bearing - Needle	4
14	353-594	Seal Assembly	1
15	353-595	Plate - Wear	1
16	353-592	Drive Shaft Assembly	1
17	353-596	O-Ring	1
*	72-4380	Seal Kit (Incl. Ref. #9-11)	1
*	72-4390	Repair Kit (Incl. Ref. #5, 6, 8-11, 14, 15 & 17)	1

*Not Illustrated



CE KIT COMPONENT ASSEMBLY

Ref. No.	Part No.	Description	No. Used
1	3274-31	Screw - Hex. Socket Hd.	6
2	93-2566	Plate - Cover	1
3	3296-8	Nut - Lock	6
4	93-2565	Hinge	2
5	323-13	Screw - Cap Hex. Hd.	2
†6	93-9907	Spacer - Lockout, Mow	1
7	93-9901	Bracket WA. - Lockout, Mow	1
8	93-9898	Decal - Lock	1
9	93-9903	Pin - Lockout, Mow	1

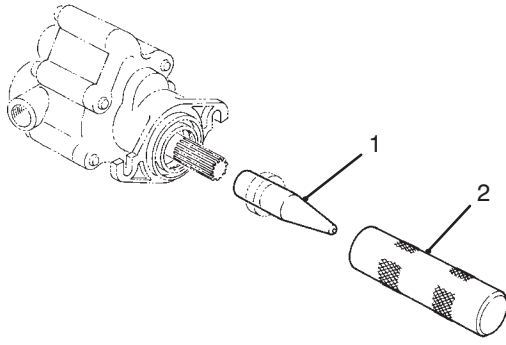
Ref. No.	Part No.	Description	No. Used
10	3-1606	Bushing	2
11	302-5	Fitting - Grease	1
12	76-0410	Spring	1
13	93-9904	Arm - Lockout, Mow	1
14	3256-38	Washer - Flat	1
15	3296-39	Nut - Lock	1
*	93-9931	Assy. - Bkt. Lockout, Mow (Incl. Ref. #7-8, 10 & 11)	1

*Not Illustrated

† Used on GR3000D only.

SPECIAL TOOLS

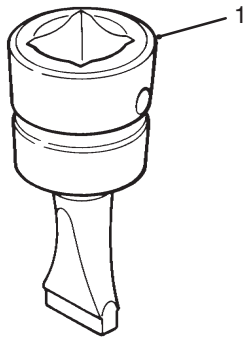
REEL MOTOR SEAL INSTALLATION TOOLS



T-0727

Ref. No.	Part No.	Description	No. Used
1	TOR491430	Protector – Seal	1
2	TOR491450	Installer – Seal	1

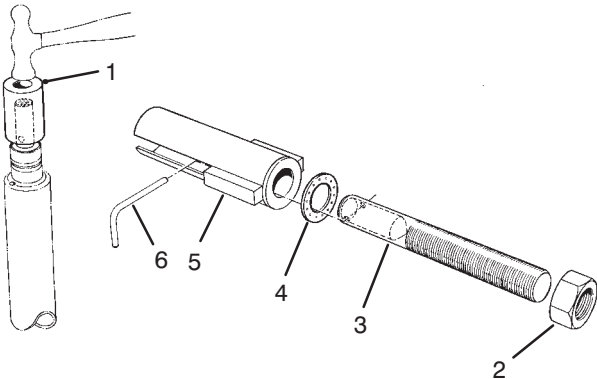
BED KNIFE SCREW TOOL NO. TOR510880



T-0729

Ref. No.	Part No.	Description	No. Used
1		Tool – Bed Knife Screw	1

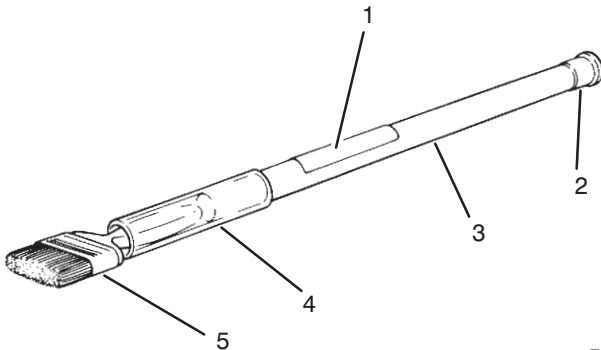
BEARING REPLACEMENT TOOL KIT NO. TOR238900



T-0730

Ref. No.	Part No.	Description	No. Used
1	23-8880	Driver – Bearing	2
2	3219-18	Nut – Hex.	1
3	23-8840	Puller – Bolt	1
4	22-6090	Washer – Thrust	1
5	23-8850	Tube – Support	1
6	23-8860	Pin – Bearing Rplcmnt.	1

BACKLAPPING BRUSH ASSEMBLY NO. 29-9100



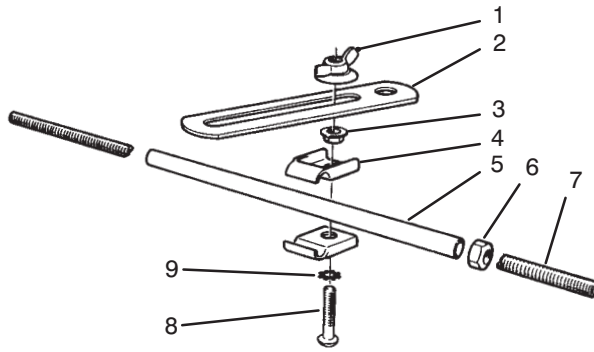
T-0731

Ref. No.	Part No.	Description	No. Used
1	12-9140	Decal	1
2	2410-18	Plug	1
3	29-9080	Handle	1
4	29-9090	Hose – Handle	1
5	36-4310	Brush	1

Note: Special tools may be ordered from: Owatonna Tool Company 2013 4th St. NW Owatonna, MN 55060

SPECIAL TOOLS (Continued)

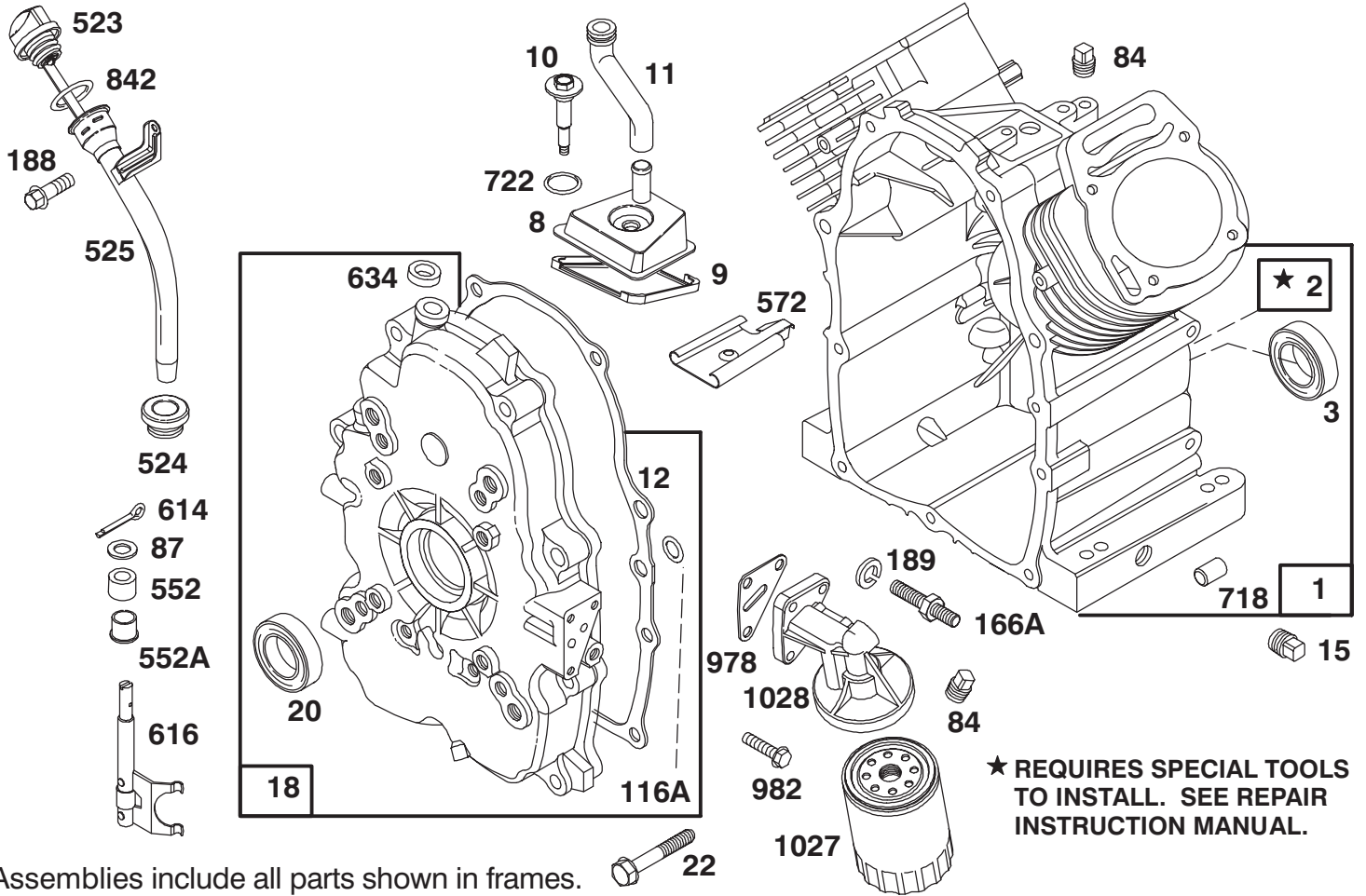
ALIGNMENT TOOL NO. TOR200120



T-0732

Ref. No.	Part No.	Description	No. Used
1	3-4808	Nut – Wing	1
2	20-0110	Bracket – Alignment	1
3	32128-20	Nut – Lock, Flange	1
4	3-6657	Clip – Skid	2
5	20-0070	Tube	1
6	3219-2	Nut – Hex.	1
7	20-0080	Rod	1
8	32122-35	Screw – Truss Head	1
9	3255-8	Washer – Lock, Int. Tooth	1

**Note: Special tools may be ordered from: Owatonna Tool Company
2013 4th St. NW
Owatonna, MN 55060**



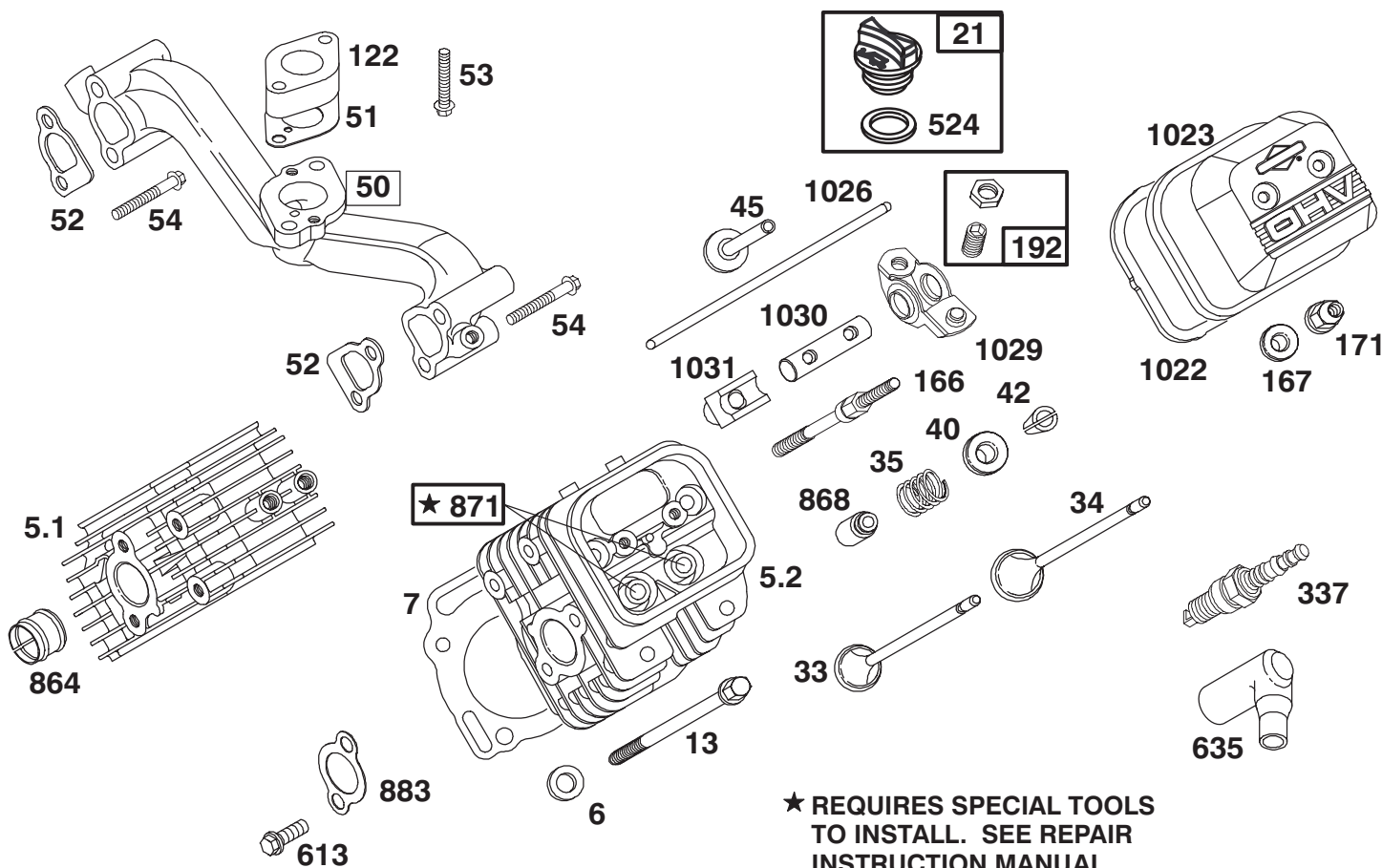
Assemblies include all parts shown in frames.

ENGINE BRIGGS & STRATTON MODEL 303447-0411-01

Ref. No.	Part No.	Description	No. Used
1	807521	Cylinder Assembly	
2	805107	Bearing – Cylinder	
3	805101	Seal – Oil	
8	807795	Breather Assembly	
*9	805379	Gasket – Breather	
10	805751	Screw – Hex. Washer Head	
11	805362	Tube – Breather	
*12	805112	Gasket – Crankcase Cover	
15	805048	Plug – Oil Drain	
18	807628	Cover Assembly – Crankcase	
20	805049	Seal – Oil	
22	805017	Screw – Crankcase Cover	
84	805059	Plug – Pipe	
87	805054	Seal – Governor Shaft	
*116A	805198	O-Ring (Crankcase Cover)	
166A	805073	Stud – Oil Filter Adapter	
188	805247	Screw – Hex. Head	

Ref. No.	Part No.	Description	No. Used
189	805449	Lockwasher	
523	807585	Dipstick	
524	805259	Seal – Filler Tube	
525	807584	Tube – Oil Filler	
552	805412	Bushing – Governor Shaft	
552A	805413	Bushing – Governor Shaft	
572	805197	Baffle – Breather	
614	805417	Pin – Cotter	
616	807596	Fork – Governor	
634	805416	Washer – Governor Shaft	
718	805103	Dowel – Crankcase	
*722	805483	Seal – Breather Screw	
842	805386	O-Ring	
*978	805250	Gasket – Oil Filter Adapter	
982	805030	Screw	
1027	491056	Filter – Oil	
1028	805292	Adapter – Oil Filter	

*Included in Gasket Set – Part No. 807989.



★ REQUIRES SPECIAL TOOLS TO INSTALL. SEE REPAIR INSTRUCTION MANUAL.

Assemblies include all parts shown in frames.

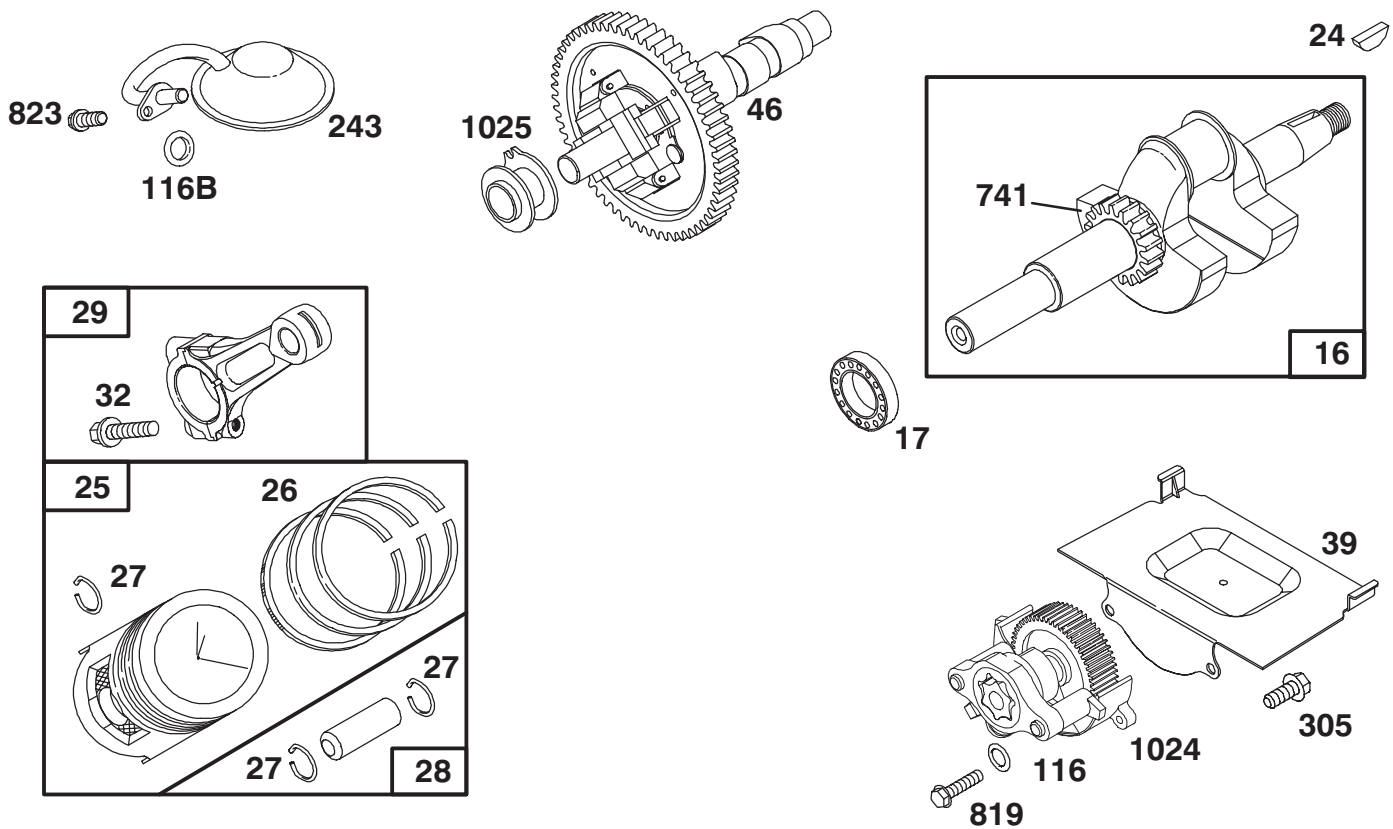
ENGINE BRIGGS & STRATTON MODEL 303447-0411-01

Ref. No.	Part No.	Description	No. Used
5.1	807987	Head – Cylinder (Cyl. #1)	
5.2	807988	Head – Cylinder (Cyl. #2)	
*6	805193	Washer – Cylinder Head	
†7	807986	Gasket – Cylinder Head	
13	805097	Screw – Cylinder Head	
21	491832	Plug – Oil Fill (Cyl. #1)	
33	805089	Valve – Exhaust	
34	805090	Valve – Intake	
35	805078	Spring – Valve	
40	805092	Retainer – Valve Spring	
42	805161	Retainer – Valve	
45	805354	Tappet – Valve	
50	805772	Manifold – Intake	
*51	805264	Gasket – Carburetor Mtg.	
†52	805023	Gasket – Intake Manifold	
53	805466	Screw	
54	805006	Screw	
122	805328	Spacer – Carburetor	
166	805343	Stud – Rocker Arm	
†167	805420	Washer – Valve Cover	
*171	805019	Nut – Nylock	

Ref. No.	Part No.	Description	No. Used
192	807623	Screw – Valve Adjustment (Incl. Jam Nut)	
337	491055	Plug – Spark	
524	271983	Seal – Filler Plug	
613	805158	Screw	
635	805529	Elbow – Spark Plug	
864	805083	Liner – Exhaust Port	
868	805094	Seal – Valve Guide	
871	805084	Guide – Valve	
*883	805024	Gasket – Exhaust Manifold	
†1022	805028	Gasket – Valve Cover	
1023	805100	Cover – Valve	
		Note: 808032 Cover – Valve Used on Cylinder #1.	
1026	805352	Rod – Push	
		Note: 805617 Rod – Push Used on Exhaust Side Only.	
1029	807557	Arm – Rocker	
1030	805342	Shaft – Rocker Arm	
1031	805341	Support – Rocker Arm	

*Included in Gasket Set – Part No. 807989.

†Included in Valve Overhaul Kit – Part No. 807990.



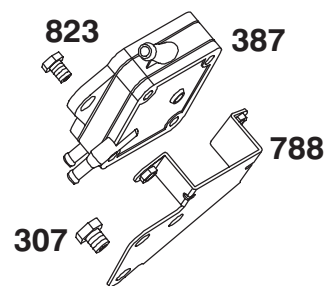
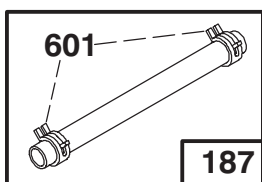
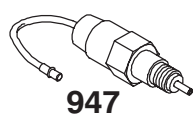
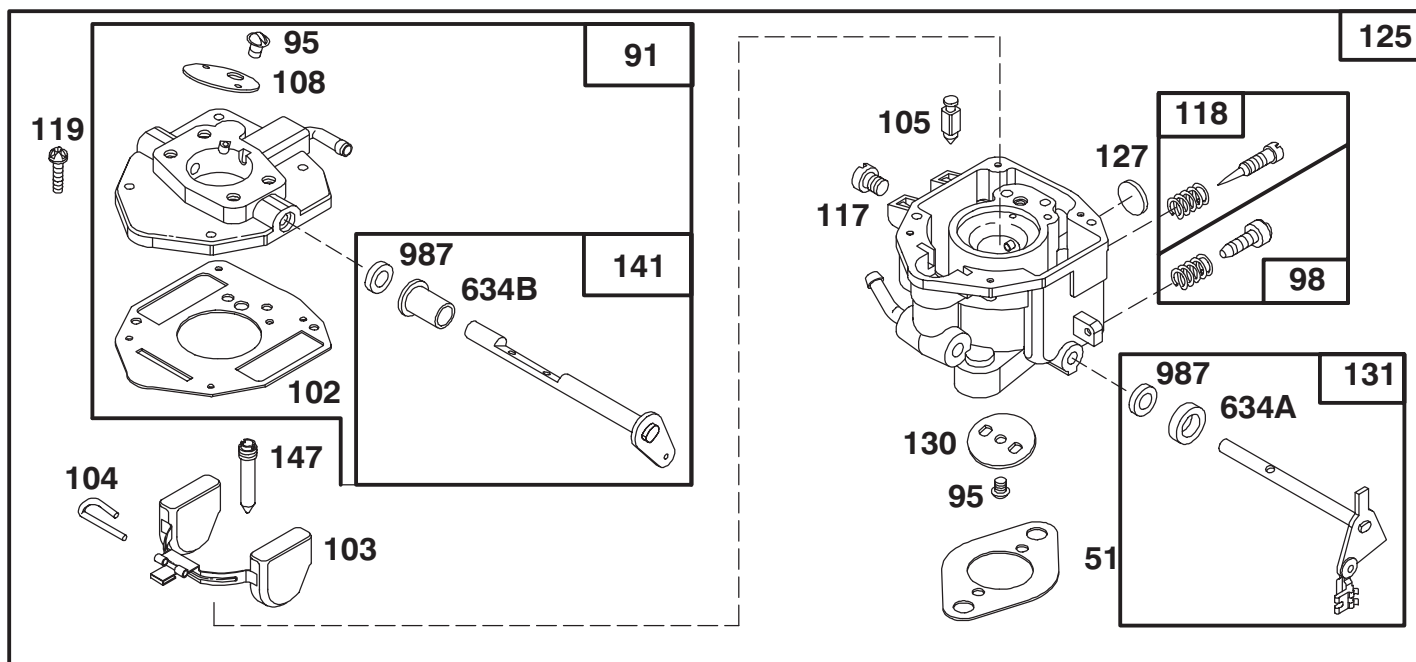
Assemblies include all parts shown in frames.

ENGINE BRIGGS & STRATTON MODEL 303447-0411-01

Ref. No.	Part No.	Description	No. Used
16	807589	Crankshaft Note: 807625 Thrust Washer Note: To Replace Crankshaft Timing Gear Key Order Part No. 94196	
17	805213	Bearing – Ball	
24	805016	Key – Flywheel	
25	807619	Piston Assembly (Standard)	
	807807	Piston Assembly .010 O.S.	
	807809	Piston Assembly .020 O.S.	
	807811	Piston Assembly .030 O.S.	
26	807620	Ring Set – Piston (Standard)	
	807808	Ring Set – Piston .010 O.S.	
	807810	Ring Set – Piston .020 O.S.	
	807812	Ring Set – Piston .030 O.S.	
27	805099	Lock – Piston Pin	
28	807900	Piston Pin Assembly	

Ref. No.	Part No.	Description	No. Used
29	807622	Connecting Rod Assembly Note: For Connecting Rod With .020" Undersize Crankpin Bore – Order Part No. 807803.	
32	805395	Screw – Connecting Rod	
39	805300	Plate – Windage	
46	807542	Gear – Cam	
*116	805058	O-Ring (Oil Pump)	
*116B	805316	O-Ring (Pick – Up Tube)	
243	807598	Screen – Oil Pump Pick-Up	
305	805406	Screw	
741	805675	Gear – Timing	
819	805057	Screw	
823	805317	Screw – Mounting	
1024	807644	Oil Pump Assembly	
1025	805313	Slider – Governor	

*Included in Gasket Set – Part No. 807989.



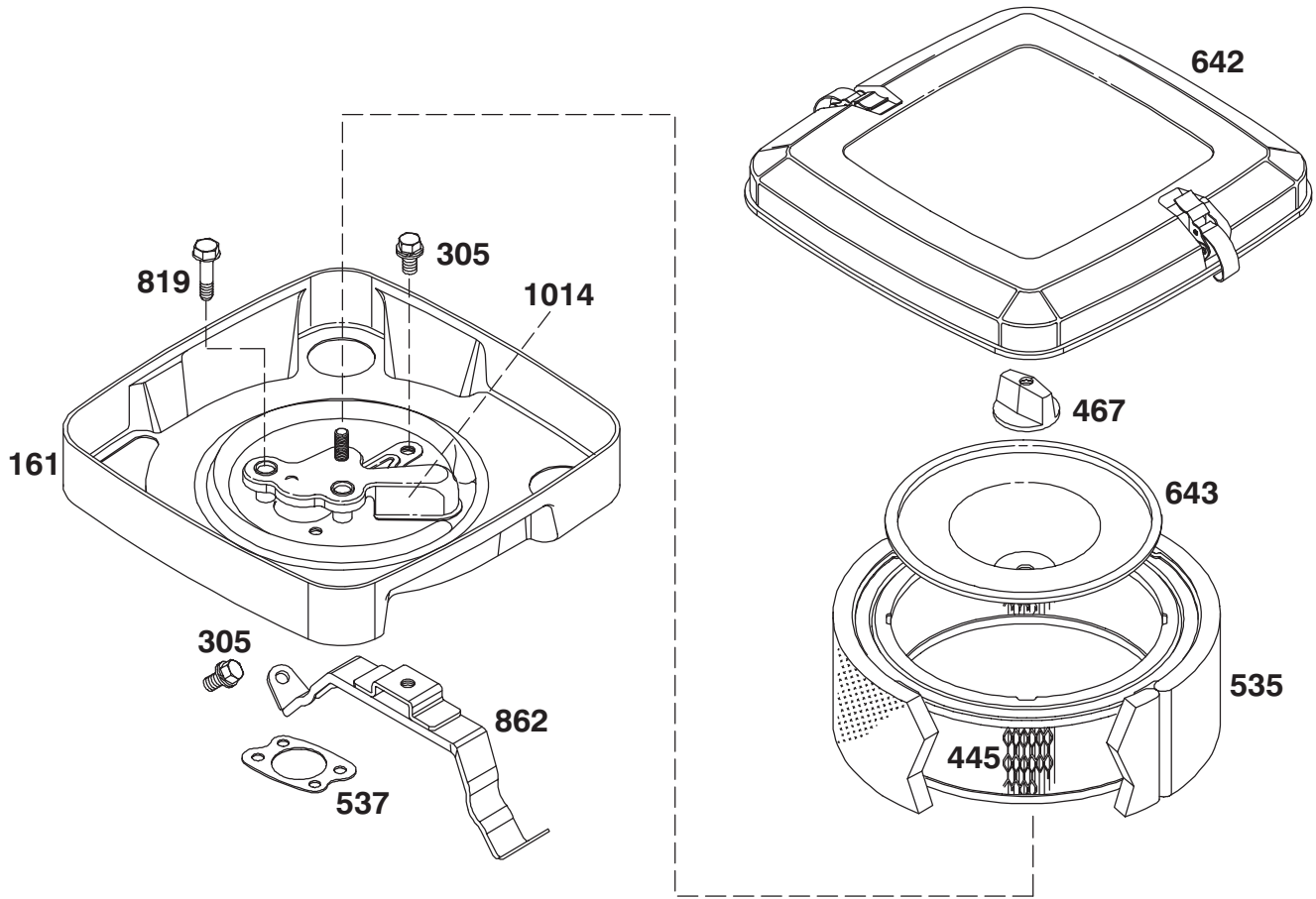
Assemblies include all parts shown in frames.

ENGINE BRIGGS & STRATTON MODEL 303447-0411-01

Ref. No.	Part No.	Description	No. Used
*51	805700	Gasket – Carburetor Mtg.	
91	807919	Body – Upper Carburetor	
95	805538	Screw – Valve Mtg.	
98	807718	Screw – Throttle Adj.	
*102	805541	Gasket – Intake Elbow	
103	805546	Float Assembly	
*104	805545	Pin – Float Hinge	
*105	805547	Valve – Fuel Inlet	
108	805539	Valve – Choke	
*117	805548	Jet – Main Note: 805537 Jet – Main (High Altitude)	
*118	807719	Valve – Idle Adjusting Needle	
119	805540	Screw – Upper Body Mtg.	
125	807918	Carburetor Assembly	

Ref. No.	Part No.	Description	No. Used
*127	805559	Plug – Welch	
130	805554	Valve – Throttle	
131	807720	Shaft – Throttle	
141	807722	Shaft – Choke	
*147	805553	Jet – Slow Speed	
187	393815	Hose – Fuel (Cut to Suit)	
307	805025	Screw	
387	491922	Pump – Fuel	
601	93053	Clamp – Hose	
*634A	805557	Collar – Throttle	
*634B	805543	Collar – Choke	
788	807685	Bracket – Fuel Pump	
823	805317	Screw – Mounting	
947	807664	Solenoid	
*987	805544	Seal – Shaft	

*Included in Carburetor Overhaul Kit – Part No. 807726.

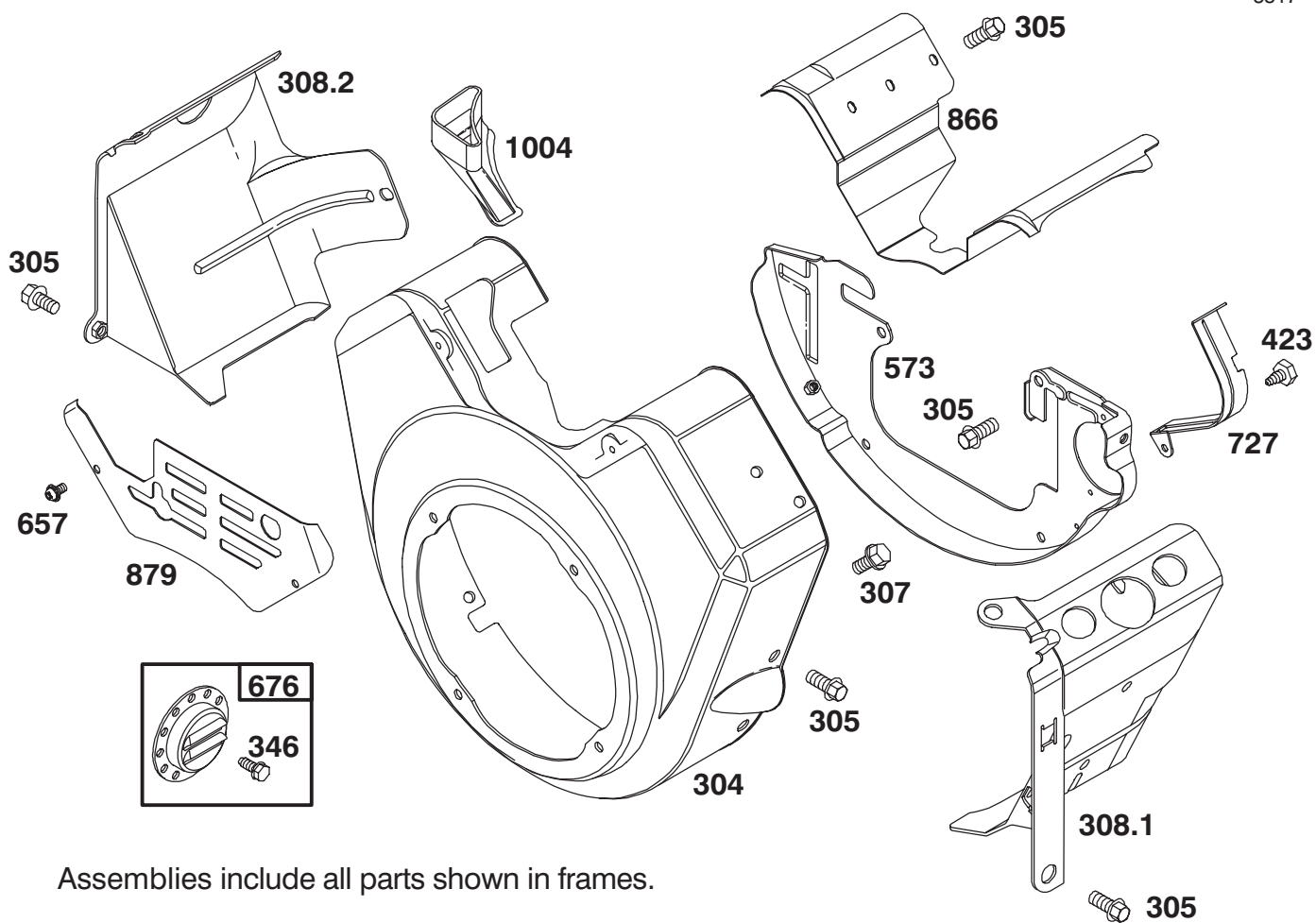


Assemblies include all parts shown in frames.

ENGINE BRIGGS & STRATTON MODEL 303447-0411-01

Ref. No.	Part No.	Description	No. Used
161	807857	Base Assy. – Air Cleaner	
305	805406	Screw	
445	394018	Cartridge – Air Cleaner	
467	491875	Knob – Air Cleaner	
535	271271	Element – Foam	
537	805655	Gasket – Air Cleaner	

Ref. No.	Part No.	Description	No. Used
642	807862	Cover Assy. – Air Cleaner	
643	805631	Plate – Air Cleaner	
819	805057	Screw	
862	807796	Bracket – Air Cleaner	
1014	807797	Carburetor Inlet Shield Assy.	

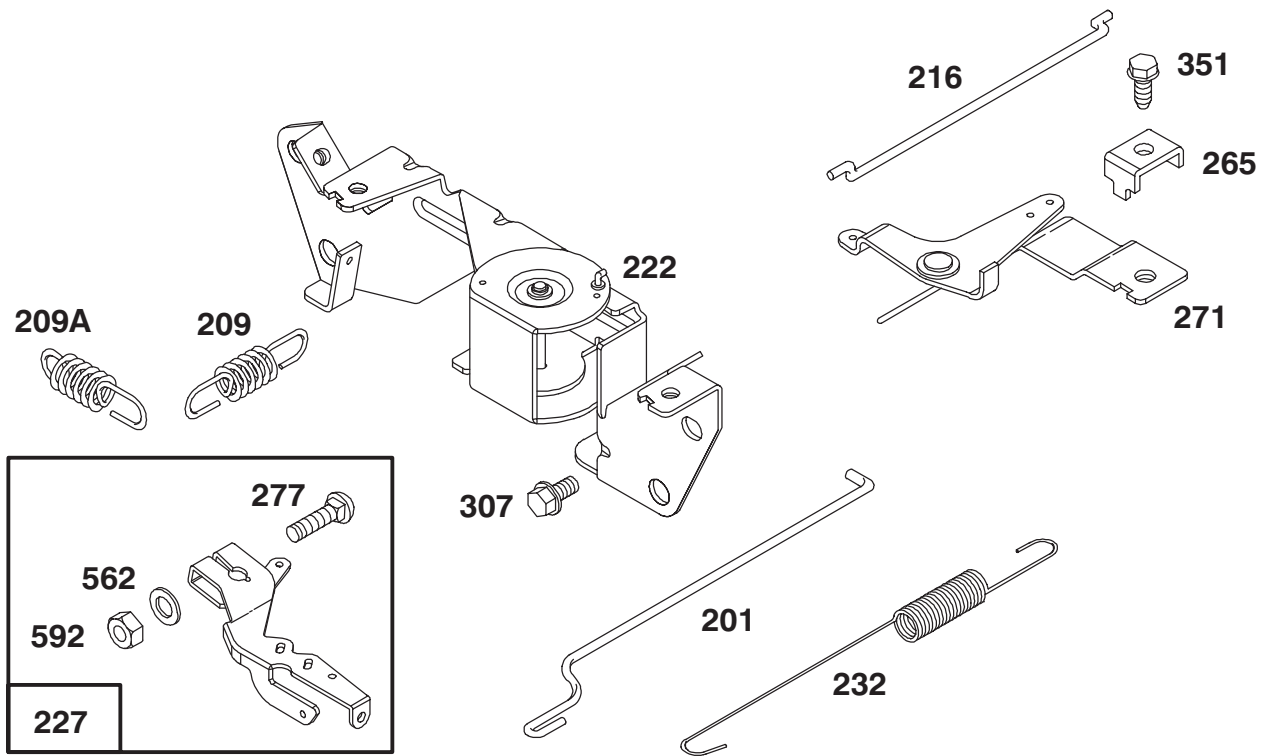


Assemblies include all parts shown in frames.

ENGINE BRIGGS & STRATTON MODEL 303447-0411-01

Ref. No.	Part No.	Description	No. Used
304	807898	Housing – Blower	
305	805406	Screw	
307	805025	Screw	
308.1	807868	Cover – Air Guide (Cyl. #1)	
308.2	807869	Cover – Air Guide (Cyl. #2)	
346	93705	Screw	
423	805260	Screw	

Ref. No.	Part No.	Description	No. Used
573	807663	Back Plate Assembly	
657	805009	Screw	
676	397630	Deflector—Exhaust	
727	805505	Shield – Starter	
866	805738	Valley Cover – Air Guide	
879	805636	Cover – Carburetor	
1004	805632	Tube – Air Inlet	

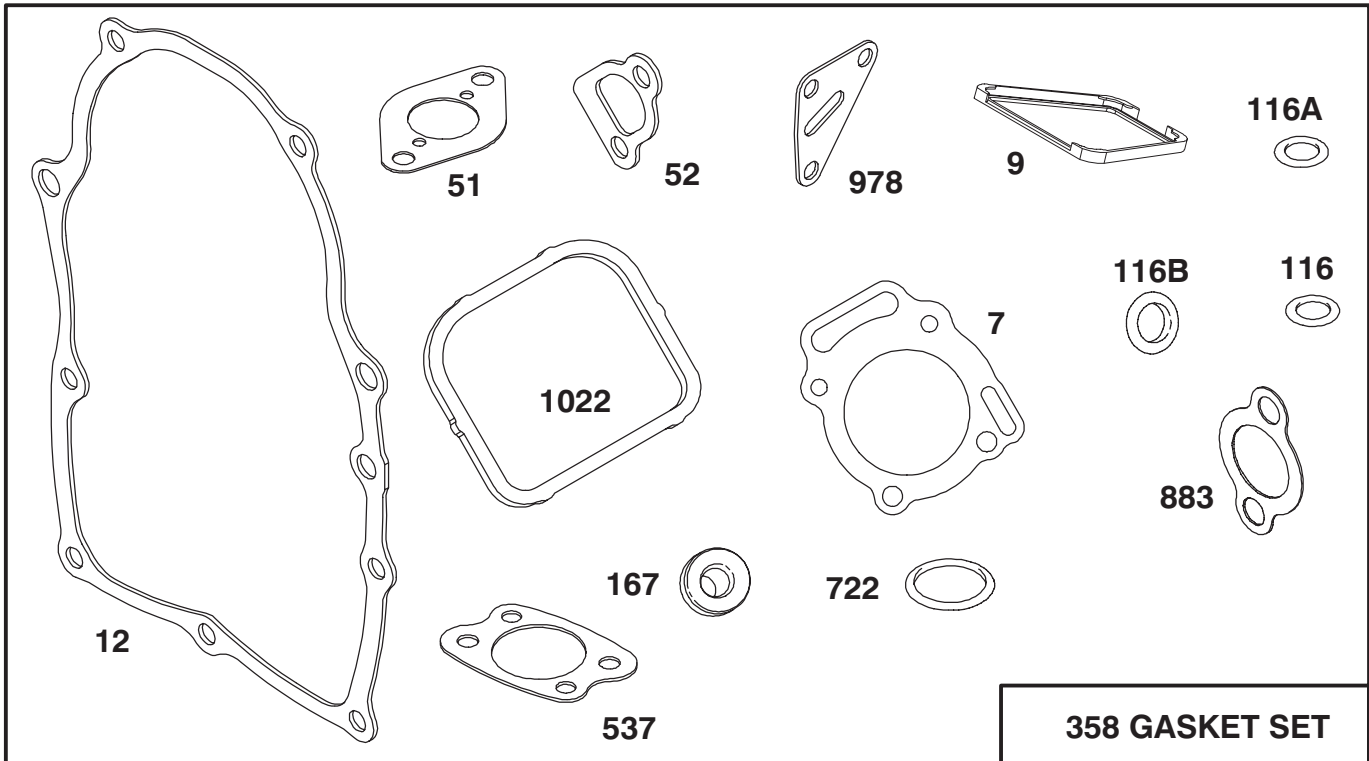


Assemblies include all parts shown in frames.

ENGINE BRIGGS & STRATTON MODEL 303447-0411-01

Ref. No.	Part No.	Description	No. Used
201	805480	Link - Governor	
209	805464	Spring - Governor	
209A	805453	Spring - Governed Idle Note: 805450 Spring - Governed Idle (Secondary)	
216	805439	Link - Choke	
222	807610	Bracket - Governor Control	
227	807528	Lever Assembly - Governor	

Ref. No.	Part No.	Description	No. Used
232	805465	Spring - Governor Link	
265	221535	Clamp - Casing	
271	807609	Bracket - Choke Control	
277	805018	Washer	
307	805025	Screw	
351	805169	Screw - Hex. Head	
562	805381	Bolt	
592	805383	Nut - Hex.	



Assemblies include all parts shown in frames.

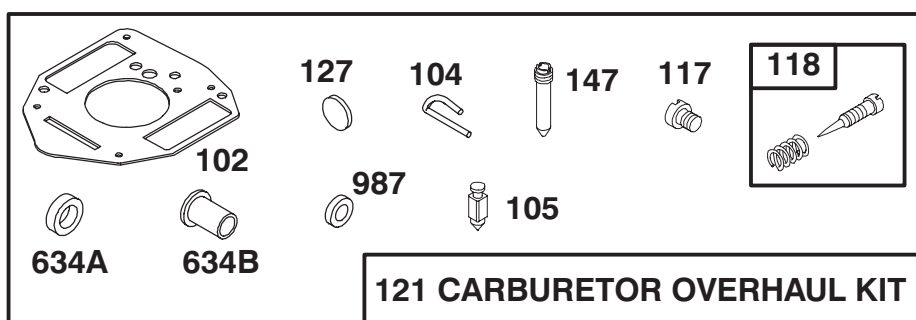
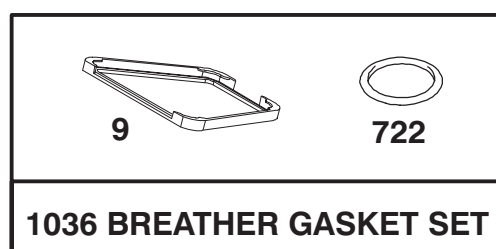
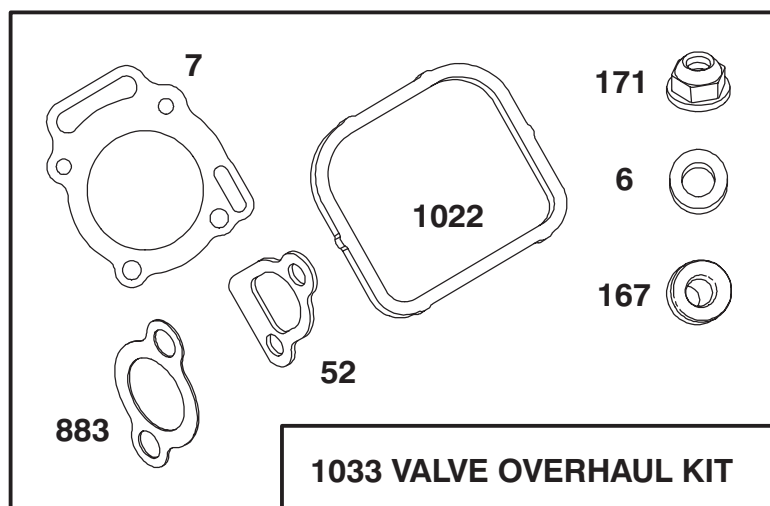
ENGINE BRIGGS & STRATTON MODEL 303447-0411-01

Ref. No.	Part No.	Description	No. Used
†7	807986	Gasket – Cylinder Head	
*9	805379	Gasket – Breather	
*12	805112	Gasket – Crankcase Cover	
*51	805264	Gasket – Carburetor Mtg.	
†*52	805023	Gasket – Intake Manifold	
*116	805058	O-Ring (Oil Pump)	
*116A	805198	O-Ring (Crankcase Cover)	
*116B	805316	O-Ring (Pick – Up Tube)	

Ref. No.	Part No.	Description	No. Used
*†167	805420	Washer – Valve Cover	
358	807989	Gasket Set	
537	805655	Gasket – Air Cleaner	
*722	805483	Seal – Breather Screw	
†*883	805024	Gasket – Exhaust Manifold	
*978	805250	Gasket – Oil Filter Adapter	
*†1022	805028	Gasket – Valve Cover	

*Included in Gasket Set – Part No. 807989.

†Included in Valve Overhaul Kit – Part No 807990.



Assemblies include all parts shown in frames.

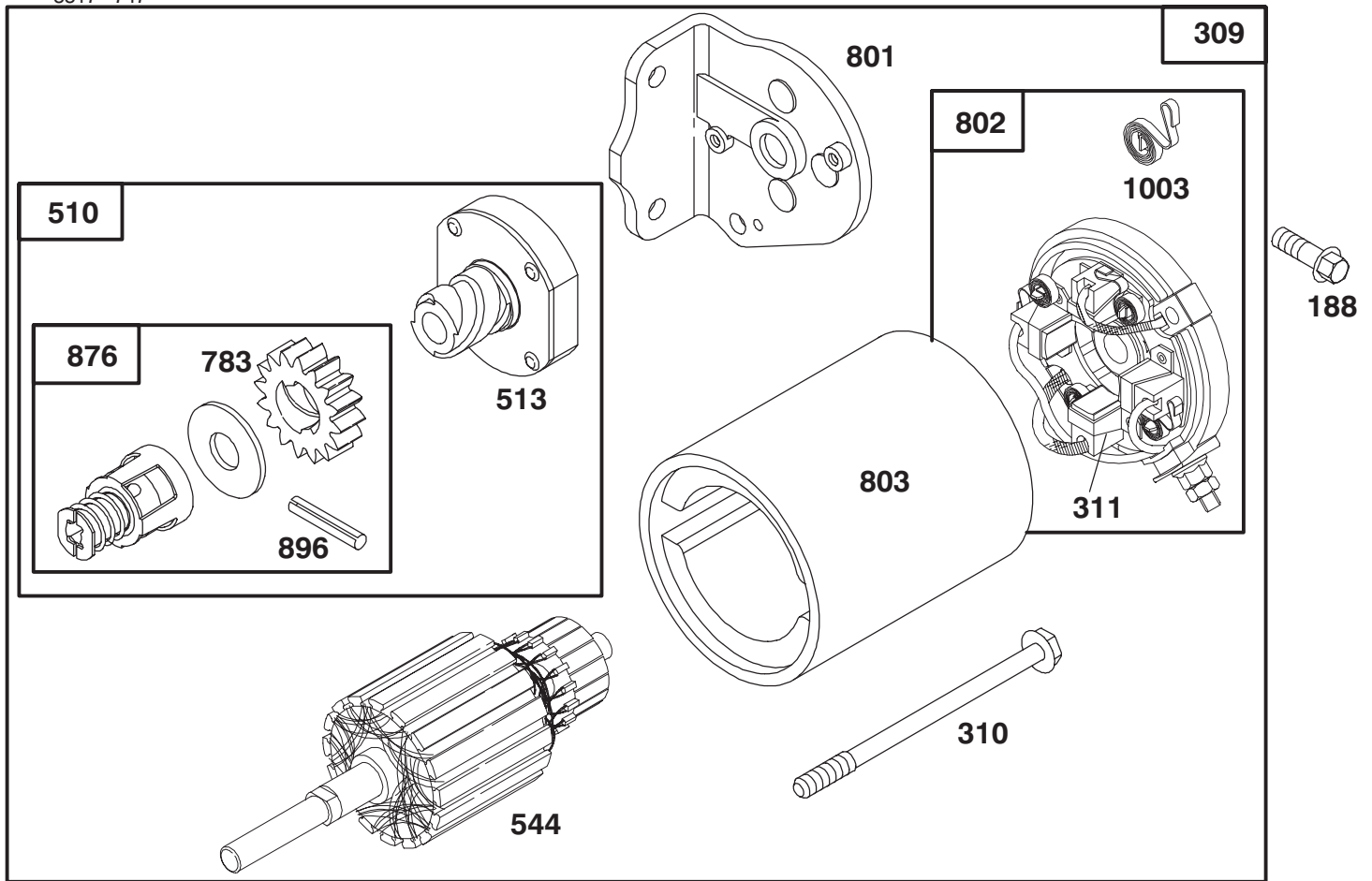
ENGINE BRIGGS & STRATTON MODEL 303447-0411-01

Ref. No.	Part No.	Description	No. Used	Ref. No.	Part No.	Description	No. Used
‡6	805193	Washer – Cylinder Head		†127	805559	Plug – Welch	
‡7	807986	Gasket – Cylinder Head		†147	805553	Jet – Slow Speed	
*9	805379	Gasket – Breather		‡167	805420	Washer – Valve Cover	
*‡52	805023	Gasket – Carburetor Mtg.		‡171	805019	Nut – Nylock	
†102	805541	Gasket – Intake Elbow		†634A	805557	Collar – Throttle	
†104	805545	Pin – Float Hinge		†634B	805543	Collar – Choke	
†105	805547	Valve – Fuel Inlet		722	805483	Seal – Breather Screw	
†117	805548	Jet – Main		*‡883	805024	Gasket – Exhaust Manifold	
		Note: 805537 Jet – Main (High Altitude)		†987	805544	Seal – Shaft	
†118	807719	Valve – Idle Adjusting Needle		*‡1022	805028	Gasket – Valve Cover	
121	807726	Carburetor Overhaul Kit		1033	807990	Overhaul Kit – Valve	
				1036	807688	Gasket Set – Breather	

*Included in Gasket Set – Part No. 807989.

†Included in Carburetor Overhaul Kit – Part No. 807726.

‡Included in Valve Overhaul Kit – Part No. 807990.



Assemblies include all parts shown in frames.

ENGINE BRIGGS & STRATTON MODEL 303447-0411-01

Ref. No.	Part No.	Description	No. Used
188	805247	Screw - Hex. Head	
309	399169	Motor - Starting	
310	94169	Bolt	
311	490311	Brush Assembly	
510	495878	Drive Assembly	
513	398003	Clutch Assembly	
544	490309	Armature Assembly	

Ref. No.	Part No.	Description	No. Used
783	280104	Gear	
801	394856	Cap Assy. - Drive	
802	490310	Cap Assy. - Commutator	
803	398892	Housing Assembly	
876	495877	Retainer Kit	
896	94288	Roll Pin	
1003	490316	Brush Spring Set	

TORO PART NUMBER INDEX

Part No.	Description	Pg. Ref. No. No. Qty.	Part No.	Description	Pg. Ref. No. No. Qty.
3-0348	Bushing - Sleeve	3 11 6	27-2540	Spacer - Hub	6 31 1
3-0348	Bushing - Sleeve	4 14 6	27-2550	Pin - Pivot	6 27 1
3-0348	Bushing - Sleeve	6 22 6	27-2830	Decal - Parking Brake	1 9 1
3-1506	Bushing - Flange	3 16 4	27-6600	Spacer - Coupling	27 15 4
3-1506	Bushing - Flange	4 30 4	28-1400	Battery	20 11 1
3-1506	Bushing - Flange	6 38 4	28-3680	Tire	8 2 2
3-1606	Bushing	35 10 2	28-3680	Tire	29 25 1
3-4808	Nut - Wing	36 1 1	28-4210	Solenoid - Starter	20 5 1
3-6657	Clip - Skid	36 4 2	28-7890	Module - Interlock	21 26 1
3-6685	Spring - Compression	19 17 1	28-8080	Boot Terminal	20 13 1
5-0946	Key - Square	27 12 1	29-9080	Handle	35 3 1
5-0946	Key - Square	28 16 1	29-9090	Hose - Handle	35 4 1
5-1226	Washer - Shim	3 10 2	36-4310	Brush	35 5 1
5-1226	Washer - Shim	4 16 2	36-7250	Basket - Grass	2 * 3
5-1226	Washer - Shim	6 24 2	38-0410	Nut - Hex.	14 53 1
5-3934	Bolt - Fork, Castor	29 44 1	38-0410	Nut - Hex.	16 59 1
8-7710	Ball Joint Receiver Assy.	4 4 2	39-9600	Clamp - Mounting	21 9 1
8-7710	Ball Joint Receiver Assy.	6 4 2	42-2680	Race R. Detent	13 46 1
8-7710	Ball Joint Receiver Assy.	3 25 2	43-2830	Nut - Hex	26 33 1
10-6060	Pin - Lift Cylinder	3 7 1	43-5220	Ring - Retaining	7 10 1
10-6060	Pin - Pivot	4 19 1	43-5230	Shaft & Clevis	7 11 1
10-6090	Pin - Pivot	4 33 1	43-5930	Washer - Lock	26 25 2
10-6090	Pin - Pivot	3 37 1	43-8600	Spring - Compression	19 21 1
10-6090	Pin - Pivot	6 41 1	43-8610	Seat - Ball	19 20 1
10-6110	Pin - Hinge	3 3 1	43-8620	Guide - Switch	19 23 1
10-6110	Pin - Pivot	4 24 1	43-8860	Plunger - Switch	19 22 1
10-6730	Stud - Drive	29 18 4	43-8870	Boot - Switch	19 26 1
10-6821	Brake Drum Assembly	8 * 2	43-9071	Seat Switch Assembly	19 * 1
10-6850	Drum - Brake	8 6 2	44-0870	Shaft - Cam	10 5 1
10-6870	Hub - Wheel	8 5 2	44-2230	Coupling - Rubber	27 16 1
10-7070	Key - Square	27 20 1	44-5560	Head - Oil Filter	20 27 1
10-7820	Pivot Hinge Assembly	3 12 1	46-8560	Screw - Self Taping	20 20 3
10-7820	Pivot Hinge Assembly	4 25 1	47-2890	Bushing - Sleeve	17 20 2
10-7820	Pivot Hinge Assembly	6 33 1	47-5320	Lever - Control	10 40 1
10-7850	Latch - Parking Brake	1 23 1	47-6990	Nut - Steering Wheel	17 10 1
10-7880	Hinge - Upper	1 8 1	48-7610	Screw - Cap Hex. Hd.	24 9 1
10-7890	Hinge - Lower	1 22 1	48-7620	Screw - Cap Hex. Hd.	26 36 1
10-8100	Strap - Brake Shaft	1 31 2	49-5430	Rod - Control	10 1 1
10-8110	Washer - Thrust	3 9 6	49-5430	Rod - Control	1 4 1
10-8110	Washer - Thrust	4 15 6	49-5880	Shaft - Seat Support	19 27 1
10-8110	Washer - Thrust	6 23 6	49-6110	Guard - Transfer Rod	1 6 1
10-8140	Spring - Torsion	1 7 1	49-6120	Pad - Footrest	1 13 1
11-0160	Roller Shaft Screw Assy.	3 14 2	49-6200	Lever - Cutting Control	2 42 1
11-0160	Roller Shaft Screw Assy.	4 28 2	49-6220	Bracket - Control Arm	10 9 1
11-0160	Roller Shaft Screw Assy.	6 36 2	49-6250	Bracket - Traction Pivot	10 35 1
12-3270	Screw - Hex. Washer Hd.	26 17 4	49-6260	Assy. - Pivot, Traction	10 21 1
12-3270	Screw - Hex. Washer Hd.	10 38 1	49-6290	Shaft - Traction Pivot	10 37 1
12-3270	Screw - Thread Forming	12 50 1	49-6440	Pedal - Forward	10 42 1
12-9140	Decal	35 1 1	51-0350	Pin - Seat Spring	19 16 1
18-6320	Washer - Steering	29 6 4	51-0780	Slider - Seat	19 31 1
20-0070	Tube	36 5 1	51-0790	Adjuster - Seat	19 6 1
20-0080	Rod	36 7 1	52-1990	Piston	5 3 1
20-0110	Bracket - Alignment	36 2 1	52-2720	Roller Assembly	3 20 1
21-8470	Shaft - Roller	3 21 1	52-2720	Roller Assembly	4 35 1
21-8470	Shaft - Roller	4 36 1	52-2720	Roller Assembly	6 43 1
21-8470	Shaft - Roller	6 44 1	52-5860	Collar - Spool	16 51 1
22-6090	Washer - Thrust	35 4 1	52-5880	Ball - Steel	13 47 12
23-8840	Puller - Bolt	35 3 1	52-5900	Screw - Fillister Hd.	15 37 4
23-8850	Tube - Support	35 5 1	52-9230	Ring - Retaining	18 2 1
23-8860	Pin - Bearing Rplcmnt.	35 6 1	52-9250	Needle Bearing Kit	18 * 1
23-8880	Driver - Bearing	35 1 2	52-9260	Screw - Set	18 26 1
26-3790	Nut - Lock	8 4 2	52-9270	Seat - Ball Check	18 24 1
27-1960	Hub - Engine	27 21 1	52-9280	Ball - Check	18 22 1
27-1970	Hub - Pump	27 22 1	52-9290	Retainer - Ball Check	18 21 1
27-2270	Rod - Brake Adjusting	1 29 2	56-7720	Bolt - Battery	20 17 2
27-2320	Bearing - Flange	10 7 2	56-7970	Clamp Half - Tube	2 45 2
27-2320	Bearing - Flange	1 33 2	56-7971	Clamp - Tube	30 55 2
27-2380	Spacer	20 32 2	56-7980	Sleeve - Protective	33 21 3

*Not Illustrated

TORO PART NUMBER INDEX (Cont.)

Part No.	Description	Pg. No.	Ref. No.	Qty.	Part No.	Description	Pg. No.	Ref. No.	Qty.
56-7981	Sleeve - Protective	33	22	1	70-8610	Hose - Hydraulic	12	51	1
56-7986	Sleeve - Protective	33	19	1	70-9800	Reel Motor Assembly	33	8	3
56-7987	Sleeve - Protective	33	20	1	70-9840	Shoe - Brake	8	8	4
57-6140	Clamp Half - Tube	8	20	2	70-9850	Clip - Retaining	8	23	2
57-6220	Link	10	17	5	70-9860	Cam - Brake	8	27	2
57-7650	Spring - Torsion	4	11	1	70-9870	Plate - Backing	8	10	2
57-7650	Spring - Torsion	6	18	1	70-9880	Spring - Return	8	7	4
57-7650	Spring - Torsion	3	32	1	71-0990	Orifice	11	43	1
58-6520	Decal - Grease	29	15	3	71-1500	Brake Assembly	8	*	2
58-6530	Decal - Hydraulic Oil	19	33	1	71-1510	Arm - Brake	8	24	2
59-6730	Race - Bearing	18	8	2	71-3620	Decal - Engine RPM	26	13	1
59-6740	Bearing - Needle Thrust	18	9	1	72-3850	Seal - Filter	20	28	1
59-6830	Centering Pin Kit	18	20	1	72-4320	Switch - Ball	19	18	1
61-3310	Plate - Logo	20	21	1	72-4380	Seal Kit	34	*	1
62-2390	Bar - Lift L.H.	3	30	1	72-4390	Repair Kit	34	*	1
62-2420	Bar - Lift	6	8	1	72-4790	Hold-Down - Battery	20	16	1
62-2420	Bar - Lift	4	9	1	74-0720	Tube - Manual	19	3	1
62-2440	Lift Arm Assembly	4	8	1	74-3570	Filter - Hydraulic Oil	20	29	1
62-2460	Lift Arm Assembly L.H.	3	29	1	74-3830	Hose - Hydraulic	33	12	1
62-5070	Decal - Danger	3	13	1	74-3830	Hose - Hydraulic	11	28	1
62-5070	Decal - Danger	4	3	1	74-9100	Pad - Forward Pedal	10	25	1
62-5070	Decal - Danger	6	3	1	74-9110	Pad - Reverse Pedal	10	23	1
63-3810	Hose - Hydraulic	33	1	1	75-0540	Tether - Cap	23	9	1
63-3820	Hose - Hydraulic	33	2	1	76-0410	Spring	35	12	1
63-3830	Hose - Hydraulic	33	13	1	76-0800	Seal Kit	31	*	1
63-3840	Hose - Hydraulic	33	5	1	76-0800	Seal Kit	9	*	1
63-3840	Hose - Hydraulic	11	36	1	76-0810	Housing Assembly	9	*	1
63-3850	Hose - Hydraulic	11	31	1	76-0840	Manifold	9	22	1
63-3850	Hose - Hydraulic	3	39	1	76-0850	Bearing - Thrust	31	11	1
63-3870	Hose - Hydraulic	33	16	1	76-0850	Bearing - Thrust	9	12	1
63-3880	Hose - Hydraulic	11	18	1	76-0860	Shaft - Coupling	9	11	1
63-3880	Hose - Hydraulic	4	39	1	76-0870	Plate - Wear	9	18	1
63-4020	Tube - Hydraulic	33	17	1	76-0880	Commutator Assembly	31	*	1
63-4020	Tube - Hydraulic	11	40	1	76-0880	Commutator Assembly	9	*	1
63-4030	Tube - Hydraulic	33	18	1	76-0940	End Cover Assembly	9	24	1
63-4030	Tube - Hydraulic	11	41	1	76-1850	Clevis	5	13	1
63-4040	Hydraulic Tube Assembly	33	4	1	76-1860	Shaft	5	6	1
63-4040	Tube - Hydraulic	11	35	1	77-0480	Screw - Traction Stop	10	34	1
63-4050	Fitting - Tee	11	42	2	80-9330	Audio Alarm Assembly	21	25	1
63-8360	Key - Ignition	21	17	2	83-0010	Engine Assembly	26	15	1
63-8410	Washer - Flat	24	4	4	83-0020	Ignition Switch Assembly	21	14	1
63-8410	Washer - Flat	23	36	3	83-0030	Control - Throttle	21	12	1
63-8440	Decal - Warning Hot	26	34	1	83-0040	Control - Choke	21	13	1
63-8750	Pin - Pivot	6	9	1	83-0060	Lift - Pivot	1	26	1
63-8750	Pin - Pivot	4	10	1	83-0080	Spring - Torsion	1	25	1
63-8750	Pin - Pivot	3	33	1	83-0140	Pedal - Mow	2	38	1
65-4860	Head	5	9	1	83-0160	Shaft - Brake	2	48	1
65-6390	Washer - Thrust	17	13	1	83-0190	Cover - R.H.	8	18	1
65-8320	Bar - Gauge	2	*	1	83-0200	Cover - L.H.	1	17	1
66-2950	Gauge - Hourmeter	21	5	1	83-0540	Pedal - Traction	10	24	1
67-1300	Decal - TORO	20	39	1	83-0580	Rod - Traction Control	10	32	1
67-8113	Cap - End	18	18	1	83-0630	Arm - Traction Pivot	10	29	1
68-5100	Rod - Seat Prop	19	10	1	83-0640	Plate - Footrest	1	12	1
68-5130	Steering Wheel Assembly	17	11	1	83-0650	Arm - Steering	17	3	1
68-5140	Cap - Steering Wheel	17	9	1	83-0700	Handle - Lockup	17	18	1
68-5260	Fitting - Manifold Tee	11	37	1	83-0730	Spacer - Lockup	17	15	1
68-5310	Clip - Seat Rod	19	12	1	83-0740	Disc - Friction	17	14	2
68-5380	Lift Arm Assembly	6	21	1	83-0750	Screw - Cap Hex. Hd. L.H.	17	6	1
68-5560	Pin - Cylinder Pivot	6	26	1	83-0760	Plate - Lockup	17	16	1
68-5880	Hose - Hydraulic	20	30	1	83-0780	Support - Steering Valve	17	4	1
68-6150	Breather	23	44	1	83-0810	Cover - Steering Valve	17	25	1
69-9760	Plate - Cover	2	50	1	83-0820	Gauge - Ammeter	21	4	1
70-2770	Head	7	8	1	83-0830	Panel - Control Upper	20	33	1
70-2780	Piston	7	4	1	83-0840	Fender - L.H.	20	19	1
70-7130	Tube Assy.	11	3	1	83-0850	Plate - Control Panel	21	2	1
70-7150	Hose - Hydraulic	12	48	1	83-0870	Fitting - Hydraulic Straight	23	32	3
70-8130	Barrel	7	1	1	83-0910	Hose - Hydraulic	23	30	2
70-8250	Drive	18	16	1	83-0910	Hose - Pump	27	11	2

*Not Illustrated

TORO PART NUMBER INDEX (Cont.)

3317-747

Part No.	Description	Pg. No.	Ref. No.	Qty.	Part No.	Description	Pg. No.	Ref. No.	Qty.
83-1030	Mount - Engine	26	4	3	83-2250	Guage - Sight	23	25	1
83-1040	Washer - Mount	26	2	3	83-2280	Timer - Relay	21	27	1
83-1050	Spacer - Mount	26	3	2	83-2310	Shield	26	35	1
83-1060	Adapter - Pump	26	10	1	83-2330	Hydraulic Cylinder Assy.	30	53	1
83-1080	Pipe - Exhaust	26	7	1	83-2340	Cap - Threaded	32	2	2
83-1100	Harness - Wire (Main)	22	1	1	83-2350	Cap - Head, Thread	32	5	2
83-1100	Harness - Wire (Main)	21	8	1	83-2360	Assembly - Rod	32	9	1
83-1110	Harness - Wire (Engine)	22	2	1	83-2370	Assembly - Barrel	32	12	1
83-1150	Wire - Engine Ground	22	5	1	83-2380	Kit - Seal Repair	32	*	1
83-1160	Wire - Solenoid-Starter	22	3	1	83-2390	Pad - Tank	23	2	1
83-1170	Hose - Hydraulic	11	22	1	83-2400	Spacer - Tank	23	1	2
83-1170	Hose - Hydraulic	27	28	1	83-2420	Wire - Solenoid-Battery	22	4	1
83-1180	Hose - Hydraulic	11	6	1	83-2450	Hose - Hydraulic	11	1	1
83-1180	Hose - Hydraulic	27	8	1	83-2450	Hose - Hydraulic (Top)	8	34	1
83-1190	Hose - Hydraulic	27	1	2	83-2460	Hose - Hydraulic	11	4	1
83-1190	Hose - Hydraulic	11	10	2	83-2580	Cylinder - Lift	3	6	1
83-1220	Plate - Clamp	8	21	1	83-2580	Hydraulic Cylinder Assy.	4	22	1
83-1270	Seat Support Assembly	19	7	1	83-2590	Bolt - Shoulder	2	47	1
83-1350	Hose - Hydraulic	27	7	1	83-7230	Hydraulic Cylinder Assembly	6	10	1
83-1350	Hose - Hydraulic	17	26	3	84-2000	Bracket - Brake	8	12	2
83-1350	Hose - Hydraulic	11	45	1	84-2203	Control Valve Assembly	16	*	1
83-1350	Hose - Hydraulic	30	52	1	84-2203	Control Valve Assembly	11	16	1
83-1360	Hose - Hydraulic	17	27	1	84-5300	Nut - Jam	29	48	1
83-1360	Hose - Hydraulic	30	51	1	85-6540	Stud - Drive	8	28	8
83-1390	Fitting - Fuel Shut-Off	24	15	1	85-8120	Plate - Engine Mount	26	28	1
83-1400	Shield - Muffler	26	16	1	85-8940	Flange - Bearing, Lube	29	36	1
83-1420	Column - Steering	17	23	1	85-8950	Flange - Bearing	29	38	1
83-1430	Hose - Hydraulic	20	23	1	86-5360	Repair Kit	7	*	1
83-1430	Hose - Hydraulic	23	34	1	86-5390	Seal Kit	5	*	1
83-1450	Sensor - Oil Level	23	3	1	86-9820	Frame - Pull Rear	6	1	1
83-1460	Solenoid Valve Assembly	23	28	1	88-8350	Tab - Bearing	29	30	1
83-1470	Washer - Neoprene	23	18	4	88-9500	Needle Valve Assembly	12	*	1
83-1520	Screen - Filler	23	6	1	88-9630	Lift Pivot Bracket R.H.	2	40	1
83-1530	Bracket - Alarm	21	23	1	88-9640	Lift Pivot Bracket L.H.	1	28	1
83-1550	Spacer - Tank (Short)	23	17	2	88-9660	Shaft - Cutting Control	2	36	1
83-1560	Spacer - Tank (Long)	23	23	2	88-9700	Hose - Hydraulic	6	15	1
83-1630	Bracket - Muffler Support	26	24	1	88-9700	Hose - Hydraulic	11	20	1
83-1640	Rod End Assembly	29	16	1	89-9760	Cover - Plate	29	2	1
83-1660	Switch Assembly	21	6	1	92-0585	Pull Arm Assembly R.H.	3	19	1
83-1670	Fitting - Special	11	27	1	92-0585	Pull Arm Assembly R.H.	4	34	1
83-1680	Hose - Hydraulic	6	13	1	92-0585	Pull Arm Assembly R.H.	6	42	1
83-1680	Hose - Hydraulic	11	30	1	92-0586	Pull Arm Assembly L.H.	3	17	1
83-1690	Hose - Hydraulic	11	21	1	92-0586	Pull Arm Assembly L.H.	4	31	1
83-1690	Hose - Hydraulic	3	40	1	92-0586	Pull Arm Assembly L.H.	6	39	1
83-1700	Bushing - Flange	8	33	2	92-0587	Fitting - Valve Body	11	17	1
83-1700	Bushing - Flange	17	35	1	92-0588	Valve - Needle	12	53	1
83-1790	Decal - Warning	17	5	1	92-1180	Seat Assembly	19	5	1
83-1840	Cover - R.H.	19	32	1	92-2545	Seals - Spool	14	*	1
83-1850	Decal - Traction	20	38	1	92-2545	Seals - Spool	16	*	1
83-1860	Centering Spring Kit	18	12	1	92-2546	Wiper - Seal	13	25	4
83-1870	Gerotor	18	17	1	92-2546	Wiper - Seal	16	64	5
83-1880	Control Parts Assembly	18	*	1	92-2547	Plate - Seal Retainer	15	18	5
83-1890	Switch - Ball	14	54	1	92-2547	Plate - Seal Retainer	13	24	4
83-1890	Switch - Ball	16	60	1	92-2548	Seal - Spool, Single	14	*	1
83-1940	Guard - Pump	27	30	1	92-2548	Seal - Spool, Single	16	*	1
83-2000	Spool - Valve	23	42	1	92-2549	Seals - Spool	16	*	1
83-2010	Coil - Valve	23	43	1	92-3058	Spring - Centering	13	41	1
83-2030	Plate - Filler	21	3	1	92-3148	Spring	15	23	1
83-2040	Hose - Fuel	24	14	1	92-4063	Plug - Filler Cap	23	7	1
83-2050	Decal - Steering Arm	17	32	1	92-6533	Kit - Cushion	19	35	1
83-2070	Hose - Valve	23	14	1	92-6534	Shell	19	36	1
83-2080	Hose - Valve-Tank	23	29	1	92-7189	Tank - Fuel	24	2	1
83-2090	Hose - Overflow	23	15	1	92-8020	Adapter - Breather	23	21	1
83-2100	Tank - Auxiliary Hydraulic	23	26	1	92-8690	Steering - Valve Assembly	17	24	1
83-2200	Nut - Special	24	8	1	92-8691	Bushing - Seal Gland	18	3	1
83-2220	Deflector - Exhaust	26	20	1	92-8695	Seal Kit	18	*	1
83-2230	Screw - Cap Hex. Hd.	26	22	4	92-8696	Screw - Torx Hd.	18	19	7
83-2240	Arrestor - Spark	26	*	1	92-8697	Plate - Wear	18	15	1

*Not Illustrated

TORO PART NUMBER INDEX (Cont.)

Part No.	Description	Pg. No.	Ref. No.	Qty.	Part No.	Description	Pg. No.	Ref. No.	Qty.
92-8966	Reservoir - Hydraulic	23	5	1	93-9934	Traction Handle Assembly	10	12	1
92-9152	Hub W.A. - Wheel	29	17	1	93-9936	Bracket - Return, Traction	10	44	1
92-9159	Washer	29	22	2	93-9937	Asm. - Cable, Traction	10	45	1
92-9164	Frame Assembly	20	18	1	94-2690	Filter - Fuel	24	13	1
92-9165	Seal - Grease	29	23	2	94-2694	Cover - R.H.	20	2	1
92-9166	Washer - Thrust	29	21	4	217-60	Rim	8	3	2
92-9167	Roller - Clutch	29	20	4	217-60	Rim	29	26	1
92-9169	Motor - Hydraulic	29	40	1	218-461	Nut - Hex.	21	16	1
92-9176	Frame - Pull L.H.	3	24	1	218-461	Nut - Hex.	19	25	2
92-9177	Frame - Pull R.H.	4	1	1	218-594	Fuse - 20 Amp	21	7	1
92-9197	Hose - Hydraulic	29	7	2	2112-11	Clamp - Muffler	26	14	1
92-9197	Hose - Hydraulic	29	43	2	232-24	Stem - Valve	8	1	2
92-9199	Motor - Hydraulic	8	22	2	232-27	Valve Stem w/Cap	29	28	1
92-9258	Adapter - Valve, Check	12	57	1	232-37	Tube - Inner (Optional)	30	*	1
92-9752	Decal - 3WD	30	56	2	233-48	Knob	10	11	1
92-9753	Housing Assembly	31	*	1	233-48	Knob	17	17	1
92-9754	Plate - Wear	31	16	1	237-7	Seal - O-Ring	19	24	1
92-9755	Manifold	31	20	1	237-21	O-Ring	29	45	2
92-9756	Screw - Cap Hex. Hd.	31	13	1	237-21	Seal - O-Ring	27	6	1
92-9757	Rotor Set	31	*	1	237-21	Seal - O-Ring	11	19	7
92-9758	Link - Drive	31	12	7	237-21	Seal - O-Ring	17	29	4
92-9759	End Cover Assembly	31	22	1	237-22	Seal - O-Ring	27	2	3
92-9760	Shaft - Coupling	31	10	1	237-22	Seal - O-Ring	11	11	6
92-9761	Link - Drive	9	13	7	237-22	Seal - O-Ring	33	11	5
92-9762	Screw - Cap Hex. Hd.	9	14	1	237-30	O-Ring	29	5	4
92-9763	Rotor Set	9	*	1	237-30	Seal - O-Ring	33	3	5
92-9764	Hydraulic Pump Assembly	27	9	1	237-30	Seal - O-Ring	11	7	2
92-9766	Plate - Gear 66B	28	14	1	237-30	Seal - O-Ring	19	19	1
92-9767	Assy. - Hose, Cylinder Lift	4	40	1	237-30	Seal - O-Ring	27	27	1
92-9767	Assy. - Hose, Cylinder Lift	11	18	1	237-35	Seal - O-Ring	6	11	2
92-9768	Hose - Hydraulic (Bottom)	8	*	1	237-42	Seal - O-Ring	27	4	4
92-9768	Hose - Hydraulic (Bottom)	11	4	1	237-42	Seal - O-Ring	33	9	3
92-9772	Shaft - Drive	28	20	1	237-42	Seal - O-Ring	11	15	5
92-9773	Gear - 66B	28	21	1	237-42	Seal - O-Ring	17	31	4
92-9774	Idler Shaft - Gear Assy.	28	12	1	237-54	O-Ring	15	3	6
92-9779	Decal - Service	19	34	1	237-54	O-Ring	13	6	8
93-0113	Tube Assy.	11	5	1	237-58	Seal - O-Ring	11	34	1
93-0114	Assy. - Tube, Rear Top	12	55	1	237-65	Seal - O-Ring	11	2	7
93-0114	Assy. - Tube, Rear Top	29	4	1	237-65	Seal - O-Ring	8	15	4
93-0115	Assy. - Tube, Rear Bottom	12	56	1	237-78	O-Ring	29	47	2
93-0115	Assy. - Tube, Rear Bottom	29	3	1	237-78	Seal - O-Ring	6	14	2
93-0116	Hose - Fuel	24	11	1	237-78	Seal - O-Ring	3	38	2
93-0117	Hose - Fuel	24	17	1	237-78	Seal - O-Ring	4	38	2
93-0314	Hose - Hydraulic	12	58	1	237-79	Seal - O-Ring	33	7	3
93-1386	Section #5 Assembly	16	*	1	237-79	Seal - O-Ring	11	9	5
93-2499	Decal - Warning	17	36	1	237-79	Seal - O-Ring	23	11	5
93-2529	Fork - Castor	29	29	1	237-80	O-Ring	29	41	2
93-2548	Decal - Greensmaster 3100	2	46	1	237-80	Seal - O-Ring	23	4	1
93-2565	Hinge	35	4	2	237-80	Seal - O-Ring	8	13	4
93-2566	Plate - Cover	35	2	1	237-80	Seal - O-Ring	27	25	1
93-3101	Cap - Fuel	24	1	1	237-80	Seal - O-Ring	11	32	3
93-3651	Retainer - Boot	13	22	2	237-81	Seal - O-Ring	11	38	1
93-3651	Retainer - Boot	15	47	3	237-101	Seal - O-Ring	20	26	2
93-3652	Boot - Spool Assembly	14	*	2	237-123	Seal - O-Ring	23	24	1
93-3652	Boot - Spool Assembly	16	*	3	237-143	Grommet	20	40	2
93-7160	Cap - Hydraulic Reservoir	23	8	1	237-177	Seal - O-Ring	23	33	3
93-7629	Pad - Brake	2	49	1	240-11	Grommet	24	3	4
93-7630	Pad - Mow	2	39	1	240-11	Grommet	23	37	3
93-7631	Pad - Lift	2	37	1	242-50	Nut - Lug	29	27	4
93-8075	Decal - Mow/Lift	1	14	1	242-50	Nut - Lug	8	29	8
93-9346	Clamp - Hose, Pressure	33	23	6	2410-18	Plug	35	2	1
93-9347	Clamp - Hose, Return	33	24	6	2410-73	Retainer - Tether	23	10	1
93-9898	Decal - Lock	35	8	1	2411-42	Joint - Ball L.H. Thread	10	30	1
93-9901	Bracket WA. - Lockout, Mow	35	7	1	2411-43	Joint - Ball R.H. Thread	10	33	1
93-9903	Pin - Lockout, Mow	35	9	1	2412-34	Clamp - Hose	27	10	2
93-9904	Arm - Lockout, Mow	35	13	1	2412-34	Clamp - Hose	20	24	3
93-9907	Spacer - Lockout, Mow	35	6	1	2412-34	Clamp - Hose	23	31	3
93-9931	Assy. - Bkt. Lockout Mow	35	*	1	2412-36	Clamp - Hose	23	13	4

*Not Illustrated

TORO PART NUMBER INDEX (Cont.)

3317-747

Part No.	Description	Pg. Ref. No. No. Qty.	Part No.	Description	Pg. Ref. No. No. Qty.
2412-36	Clamp - Hose	24 16 2	322-14	Screw - Cap Hex. Hd.	11 39 3
2412-39	Clamp - R	21 28 1	322-29	Screw - Cap Hex. Hd.	23 22 2
2412-41	Clamp - R	24 5 3	323-4	Screw - Cap Hex. Hd.	17 7 2
2412-41	Clamp-R	12 47 4	323-6	Screw - Cap Hex. Hd.	24 6 3
2412-94	Clamp - R	24 10 1	323-6	Screw - Cap Hex. Hd.	23 35 3
2412-108	Clamp - Hose	24 12 4	323-8	Screw - Cap Hex. Hd.	27 24 2
2412-133	Clamp - R	19 4 2	323-12	Screw - Cap Hex. Hd.	26 1 3
2412-141	Clamp - Hose	23 41 2	323-13	Screw - Cap Hex. Hd.	1 5 4
251-141	Bearing - Ball	3 22 2	323-13	Screw - Cap Hex. Hd.	35 5 2
251-141	Bearing - Ball	4 37 2	323-29	Screw - Cap Hex. Hd.	29 35 3
251-141	Bearing - Ball	6 45 2	324-7	Screw - Cap Hex. Hd.	26 30 4
251-352	Assembly - Bearing	29 37 1	325-4	Screw - Cap Hex. Hd.	17 19 2
251-352	Screw - Set	29 34 1	325-11	Screw - Cap Hex. Hd.	8 9 8
254-61	Cup - Bearing	29 11 2	3211-2	Screw - Cap Hex. Hd.	10 19 2
254-70	Cone - Bearing	29 10 2	3217-5	Nut - Hex.	20 12 2
256-2	Bushing - Sleeve	10 20 2	3217-6	Nut - Hex.	10 48 1
256-155	Bushing - Flange	10 26 2	3217-6	Nut - Hex.	28 1 4
256-155	Bushing - Flange	19 28 2	3217-7	Nut - Hex.	13 33 3
256-251	Bushing - Sleeve	10 10 2	3217-12	Nut - Hex.	30 49 1
282-2	Clevis - Adjusting	1 2 5	3218-13	Nut - Jam	20 8 2
282-2	Clevis - Rod	10 3 1	3219-2	Nut - Hex.	10 49 1
283-8	Pin - Clevis	3 4 1	3219-2	Nut - Hex.	36 6 1
283-8	Pin - Clevis	4 18 1	3219-14	Nut - Hex.	20 7 2
283-57	Pin - Clevis	10 8 1	3219-14	Nut - Hex.	21 10 6
283-61	Pin - Clevis	1 1 5	3219-18	Nut - Hex.	35 2 1
283-61	Pin - Clevis	10 4 1	3220-2	Nut - Jam	10 2 1
283-62	Pin - Clevis	10 46 1	3220-2	Nut - Jam	1 3 5
302-2	Fitting - Grease	6 17 1	3220-3	Nut - Jam	4 2 2
302-2	Fitting - Grease	4 23 1	3220-3	Nut - Jam	6 2 2
302-2	Fitting - Grease Straight	3 34 1	3220-3	Nut - Jam	3 23 2
302-5	Fitting - Grease	32 13 1	3220-6	Nut - Jam	5 14 1
302-5	Fitting - Grease	1 27 1	3220-6	Nut - Jam	29 32 2
302-5	Fitting - Grease	4 29 4	3220-20	Nut - Jam L.H. Thread	10 31 1
302-5	Fitting - Grease	29 33 1	3229-22	Bolt - Carriage	1 10 2
302-5	Fitting - Grease Straight	3 15 4	3234-1	Screw - Cap Hex. Hd.	2 53 4
302-5	Fitting - Grease Straight	6 37 5	3234-1	Screw - Hex. Flange Hd.	10 6 4
302-5	Fitting - Grease	35 11 1	3234-4	Screw - Cap Hex. Hd.	12 46 2
302-40	Fitting - Grease	29 13 1	3241-2	Screw - Set Square Hd.	27 19 2
302-60	Fitting - Grease 90°	3 8 2	3241-6	Screw - Set Square Hd.	27 13 2
302-60	Fitting - Grease 90°	4 17 2	3245-1	Screw - Set, Hex. Soc. Hd.	32 1 2
302-60	Fitting - Grease 90°	6 32 1	3246-3	Screw - Set	17 12 1
304-61	Clamp - R	11 23 1	3253-3	Washer - Lock	26 26 4
321-2	Screw - Cap Hex. Hd.	23 16 1	3253-3	Washer - Lock	23 39 2
321-3	Screw - Cap Hex. Hd.	20 10 4	3253-3	Washer - Lock	16 57 4
321-3	Screw - Cap Hex. Hd.	19 13 1	3253-4	Washer - Lock	19 2 2
321-3	Screw - Cap Hex. Hd.	2 52 3	3253-4	Washer - Lock	20 9 2
321-4	Screw - Cap Hex. Hd.	21 21 1	3253-4	Washer - Lock	30 57 1
321-4	Screw - Cap Hex. Hd.	26 27 4	3253-6	Washer - Lock	26 29 4
321-4	Screw - Cap Hex. Hd.	8 31 1	3253-21	Washer - Lock	27 23 2
321-4	Screw - Hex. Flange Hd.	1 16 2	3253-21	Washer - Lock	4 27 2
321-5	Screw - Cap Hex. Hd.	8 26 8	3253-21	Washer - Lock	3 35 2
321-11	Screw - Cap Hex. Hd.	23 40 2	3253-21	Washer - Lock	6 35 2
321-11	Screw - Cap Hex. Hd.	2 43 1	3254-1	Washer - Lock	20 6 2
321-11	Screw - Hex. Washer Hd.	8 17 1	3254-1	Washer - Lock	21 31 2
322-1	Screw - Cap Hex. Hd.	3 1 3	3254-5	Washer - Lock	21 15 1
322-1	Screw - Cap Hex. Hd.	4 21 3	3254-6	Washer - I.T.L.W.	10 18 2
322-1	Screw - Cap Hex. Hd.	6 30 2	3255-7	Washer - Lock	21 29 1
322-1	Screw - Cap Hex. Hd.	27 31 2	3255-8	Washer - Lock, Int. Tooth	36 9 1
322-2	Screw - Cap Hex. Hd.	19 1 2	3256-1	Washer - Flat	2 51 10
322-3	Screw - Cap Hex. Hd.	6 25 1	3256-1	Washer - Flat	26 18 8
322-3	Screw - Cap Hex. Hd.	26 32 6	3256-1	Washer - Flat	21 20 8
322-4	Screw - Cap Hex. Hd.	27 32 2	3256-21	Washer - Flat	21 30 2
322-4	Screw - Cap Hex. Hd.	20 36 4	3256-22	Washer - Flat	20 3 5
322-5	Screw - Cap Hex. Hd.	10 36 2	3256-22	Washer - Flat	8 30 2
322-6	Screw - Cap Hex. Hd.	27 18 4	3256-22	Washer - Flat	23 45 1
322-7	Screw - Cap Hex. Hd.	29 1 1	3256-22	Washer - Flat	12 52 1
322-8	Screw - Cap Hex. Hd.	26 21 2	3256-23	Washer - Flat	3 2 3
322-14	Screw - Cap Hex. Hd.	23 20 2	3256-23	Washer - Flat	4 20 3

*Not Illustrated

TORO PART NUMBER INDEX (Cont.)

Part No.	Description	Pg. No.	Ref. No.	Qty.	Part No.	Description	Pg. No.	Ref. No.	Qty.
3256-23	Washer - Flat	6	28	3	3296-39	Nut - Lock	1	20	1
3256-23	Washer - Flat	27	17	8	3296-39	Nut - Lock	29	31	3
3256-23	Washer - Flat	26	23	2	3296-39	Nut - Lock	35	15	1
3256-23	Washer - Flat	19	30	4	3296-42	Nut - Lock	8	25	8
3256-23	Washer - Flat	20	35	4	3296-59	Nut - Lock	10	15	4
3256-24	Washer - Flat	10	14	6	3296-59	Nut - Lock	2	34	8
3256-24	Washer - Flat	4	26	2	32103-12	Nut - Wing	20	14	2
3256-24	Washer - Flat	6	34	2	32104-76	Screw - Self Tapping	20	1	5
3256-24	Washer - Flat	2	35	5	32108-100	Screw - Flat Hd.	8	16	1
3256-24	Washer - Flat	3	36	2	32120-8	Ring - Retaining	5	10	1
3256-26	Washer - Flat	4	12	1	32121-6	Pin - Roll	10	39	1
3256-26	Washer - Flat	6	20	1	32121-6	Pin - Roll	2	41	1
3256-26	Washer - Flat	3	31	1	32121-35	Pin - Roll	1	32	8
3256-26	Washer - Flat	17	34	2	32121-45	Pin - Roll	19	14	1
3256-28	Washer - Flat	30	50	1	32121-45	Pin - Roll	10	28	1
3256-38	Washer - Flat	35	14	1	32121-51	Pin - Roll	10	43	1
3256-63	Washer - Flat	24	7	1	32122-35	Screw - Truss Head	36	8	1
3256-71	Washer - Flat	23	19	4	32128-20	Nut - Flange Lock	11	24	3
3256-80	Washer - Flat	17	2	3	32128-20	Nut - Flange Lock	10	27	1
3257-42	Key - Woodruff	8	11	2	32128-20	Nut - Flange Lock	27	29	2
3257-42	Key - Woodruff	9	17	1	32128-20	Nut - Flange Lock	26	31	8
3272-4	Pin - Cotter	10	13	1	32128-20	Nut - Lock, Flange	36	3	1
3272-6	Pin - Cotter	1	30	5	32128-33	Nut - Flange Lock	1	18	2
3272-6	Pin - Cotter	10	41	1	32128-33	Nut - Lock	8	32	1
3272-10	Pin - Cotter	10	47	1	32136-9	Nut - Hex. Slotted	29	8	1
3272-11	Pin - Cotter	3	5	2	32141-111	Nut Flange Lock	1	11	1
3272-11	Pin - Cotter	19	9	1	32144-21	Screw - Round Hd.	17	8	2
3272-11	Pin - Cotter	4	13	2	32148-6	Insert - Threaded	1	19	8
3272-11	Pin - Cotter	6	19	1	32149-2	Nut - Keps	20	37	2
3272-37	Pin - Cotter	29	9	1	32149-7	Nut - Keps	20	41	2
3273-26	Screw - Hex. Socket Hd.	21	18	4	32151-10	Ring - Retainer	29	24	2
3274-7	Screw - Socket Hd.	26	9	2	32151-41	Ring - Retaining	34	9	1
3274-12	Screw - Hex. Socket Hd.	19	29	4	32152-10	Nut - Hex.	7	2	1
3274-15	Screw - Fillister Hd.	13	43	2	32152-10	Nut - Lock	5	2	1
3274-31	Screw - Hex. Socket Hd.	1	15	4	340-1	Fitting - Hydraulic Straight	17	30	4
3274-31	Screw - Hex. Socket Hd.	35	1	6	340-7	Fitting - Hydraulic	29	42	2
3274-39	Screw - Cap Hex. Hd.	17	21	6	340-14	Fitting - Hydraulic 45°	8	14	4
3274-52	Screw - Hex. Socket Hd.	13	20	4	340-14	Fitting - Hydraulic 45°	12	54	1
3274-52	Screw - Hex. Socket Hd.	15	45	6	340-16	Fitting - Hydraulic 90°	11	33	1
3274-63	Screw - Hex. Socket Hd.	17	33	2	340-18	Fitting - Hydraulic 90°	11	13	1
3274-69	Screw - Hex. Socket Hd.	21	1	8	340-77	Fitting - Hydraulic 90°	33	10	2
3274-70	Screw - Hex. Socket Hd.	13	1	2	340-77	Fitting - Hydraulic 90°	11	14	2
3274-80	Screw - Cap Hex. Hd.	17	1	3	340-82	Fitting - Hydraulic 90°	11	44	1
3274-84	Screw - Cap, Hex. Hd.	16	58	4	340-82	Fitting - Hydraulic 90°	27	5	1
3274-91	Screw - Hex. Socket Hd.	20	4	3	340-87	Fitting - Hydraulic 45°	27	3	3
3284-3	Pin - Groove	19	15	1	340-87	Fitting - Hydraulic 45°	33	15	1
3290-277	Nut - Speed	17	22	6	340-98	Fitting - Hydraulic 90°	33	14	2
3290-317	Washer - Wave	3	18	2	340-101	Fitting - Hydraulic 45°	33	6	1
3290-317	Washer - Wave	4	32	2	340-101	Fitting - Hydraulic 45°	11	8	1
3290-317	Washer - Wave	6	40	2	340-103	Fitting - Hydraulic 45°	6	12	2
3290-357	Nut - Flange Lock	26	8	3	340-105	Fitting - Hydraulic 90°	27	26	1
3290-379	Tie - Cable	6	46	1	340-132	Fitting - Hydraulic 90°	29	46	2
3290-470	Screw - Flat Hd.	20	22	2	340-138	Fitting - Hydraulic 45°	11	12	2
3290-496	Nut - Retaining	29	14	1	340-151	Fitting - Tee	12	59	1
3296-4	Nut - Lock	10	22	2	351-78	Edging	19	40	1
3296-8	Nut - Lock	35	3	6	353-301	Poppet	13	27	1
3296-16	Nut - Lock	19	11	1	353-302	O-Ring	15	7	3
3296-16	Nut - Lock	1	21	2	353-302	O-Ring	13	10	3
3296-16	Nut - Lock	21	24	9	353-303	Ring - Backup	15	8	6
3296-16	Nut - Lock	20	34	3	353-303	Ring - Backup	13	9	6
3296-16	Nut - Lock	12	49	2	353-304	Spring	13	28	1
3296-23	Nut - Lock	8	19	8	353-305	O-Ring	15	5	5
3296-23	Nut - Lock	29	39	2	353-305	O-Ring	13	8	4
3296-27	Nut - Lock	21	11	4	353-306	Ring - Backup	15	4	5
3296-29	Nut - Lock	19	8	4	353-306	Ring - Backup	13	7	4
3296-29	Nut - Lock	27	14	4	353-328	Washer - Shim	13	15A/R	
3296-29	Nut - Lock	10	16	3	353-328	Washer - Shim	15	32A/R	
3296-29	Nut - Lock	6	29	1	353-329	Washer - Shim	13	16A/R	

*Not Illustrated

TORO PART NUMBER INDEX (Cont.)

3317-747

Part No.	Description	Pg. Ref. No. No. Qty.	Part No.	Description	Pg. Ref. No. No. Qty.
353-329	Washer - Shim	15 33A/R	353-780	Positioner - R. Detent (Out)	14 * 1
353-330	Washer - Shim	13 17A/R	353-808	Collar - Spring	15 24 1
353-330	Washer - Shim	15 34A/R	353-829	Collar Spool	15 26 1
353-331	O-Ring	13 29 1	353-830	O-Ring	15 25 1
353-334	Cap - Relief	13 19 2	353-831	Spring	15 21 1
353-334	Cap - Relief	15 36 2	353-833	Positioner Assembly	16 * 1
353-392	Seal - Relief Poppet PTFE	13 13 2	353-835	Seals - Section Set	14 * 1
353-392	Seal - Relief Poppet PTFE	15 30 2	353-835	Seals - Section Set	16 * 1
353-398	Spring	15 35 1	353-837	Section #2 Complete	14 * 1
353-417	Collar Spring	15 20 2	353-839	Positioner - DI (SPL) Assy.	14 * 1
353-417	Collar Spring	13 40 2	353-840	Position - DI (SP) Assy.	16 * 1
353-481	Plug - Load Check	15 2 3	353-841	Position - Spool Assembly	16 * 1
353-481	Plug - Load Check	13 5 3	353-844	Plus Series	16 55 1
353-483	Body - Anticavitation	16 61 1	353-845	Sleeve - Detent	15 41 1
353-484	Retainer - Ball	16 62 1	353-846	Spud - DI (SPL)	15 40 1
353-529	Plate Seal	15 22 1	353-847	Bonnet (SPL)	15 38 1
353-531	Poppet Assembly	15 31 2	353-848	O-Ring	15 14 1
353-531	Poppet Assy.	13 14 2	353-849	Sleeve	15 39 1
353-550	Plug - Hydraulic	23 38 1	353-850	O-Ring	16 56 1
353-550	Plug Assembly	15 13 1	353-851	Body - Relief CP-RC Mod.	13 12 1
353-563	Fitting - Hydraulic Straight	20 25 1	353-851	Body - Relief CP-RC Mod.	15 29 2
353-564	Fitting - Hydraulic 90°	20 31 1	353-853	Bolt - Hex Hd.	15 10 3
353-575	Boot - Dust Cap	13 21 2	353-855	Spring	13 18 2
353-575	Boot - Dust Cap	15 46 3	353-855	Spring	15 44 1
353-579	Spring	13 45 1	353-884	Key - Woodruff	28 19 4
353-586	Bearing - Needle	34 13 4	353-886	Ring - Retaining	28 18 2
353-588	Cover - Motor	34 3 1	353-922	Seal - Ring	28 23 10
353-591	Block - Anti-Extrusion	34 8 1	353-923	Bearing Plate Assembly	28 26 2
353-592	Drive Shaft Assembly	34 16 1	353-952	Ring - Backup	13 32 1
353-593	Idle Gear Assembly	34 7 1	353-953	Plug Assembly	16 54 1
353-594	Seal Assembly	34 14 1	353-957	Seal - Lip	15 15 6
353-595	Plate - Wear	34 15 1	353-957	Seal - Lip	13 26 4
353-596	O-Ring	34 17 1	353-958	Ring - Backup	15 16 1
353-597	Bridging - Insert	34 5 1	353-967	Gear - 33B	28 24 6
353-598	Gasket - Insert	34 6 1	353-969	Plate - Gear 33B	28 25 3
353-599	Pin - Dowel	34 4 2	354-2	Body Assembly	28 15 1
353-600	Washer	34 2 4	354-3	Bearing Plate Assembly	28 22 1
353-601	Screw - Hex Socket Hd.	34 1 4	354-4	Bearing Plate Assembly	28 28 1
353-642	Relief - RC Mod.	14 * 2	354-5	Adapter - Splined	28 27 1
353-642	Relief - RC Mod. Assembly	16 * 1	354-6	Plate - Gear 18B	28 30 1
353-668	Plate - Cap, Cover RH	15 11 1	354-7	Cover Assembly	28 31 1
353-721	Plug	13 35 2	354-8	Drive Shaft - Gear Assy.	28 29 1
353-727	Bonnet	13 2 1	354-9	Idle Shaft - Gear Assy.	28 5 1
353-728	Sleeve	14 49 1	354-11	Pin - Dowel	28 4 2
353-729	Spud - Detent	13 3 1	354-12	Pin - Dowel	28 6 2
353-730	Spring	15 42 1	354-13	Pin - Dowel	28 11 4
353-731	Ball	15 43 1	354-14	Pin - Dowel	28 13 2
353-732	Sleeve - Detent	14 52 1	354-15	Seal - Shaft	28 17 1
353-733	Spacer - Bonnet	13 4 1	354-16	Washer - Lock	28 2 4
353-733	Spacer - Bonnet	15 19 2	354-17	Stud - Threaded	28 3 4
353-737	Ball	16 63 1	354-25	Section #4 Assembly	16 * 1
353-754	Bonnet - R. Detent	13 42 1	354-26	Bonnet	15 27 2
353-758	Seal - O-Ring	13 31 1	354-28	Screw - Hex, Socket Hd.	15 28 2
353-760	Body Relief	13 30 1	354-29	Plate - Thrust	13 48 1
353-762	Spud - Detent Out	14 50 1	354-35	Gasket	28 32 1
353-763	Cap - Adjustment	13 44 1	354-120	Fitting - Hydraulic 90°	23 27 3
353-766	Relief WH (2000) PSI Assy.	14 * 1	354-121	Fitting - Hydraulic Straight	23 12 1
353-768	Section #1 Complete	14 * 1	354-122	Disc - Seal	16 52 1
353-772	Left End Cover	13 34 1	354-129	Anticavitation Check Assy.	16 * 1
353-777	Body - Motor	34 12 1	354-131	Section #3 Assembly	16 * 1

*Not Illustrated

PRODUCT CHANGES

In an effort to make improvements available to TORO owners as quickly as possible, minor changes are incorporated into Toro's products from time to time that do not become immediately shown in the Parts Catalog. If such a change has been made in your unit, which is not reflected in your manual, see your TORO Distributor or his Authorized TORO Service Dealer for information and part numbers.

IDENTIFICATION AND ORDERING

MODEL AND SERIAL NUMBERS

The Greensmaster 3100 has two identification numbers; a model number and a serial number. The two numbers are stamped on a plate which is located on the main frame under the seat. In any correspondence concerning the Greensmaster 3100, supply model and serial numbers to assure that correct information and replacement parts are obtained.

To order replacement parts from an Authorized TORO Service Dealer, supply the following information:

1. Model and serial number of the Greensmaster 3100.
2. Part number, description, and the quantity of part(s) desired.

NOTE: Do not order by reference number if a parts catalog is being used; use the PART NUMBER.

TABLE OF CONTENTS

Description	Page	Description	Page
Control Pedal Assembly	1-2	Electrical Schematic	22
Pull Frame Assembly L.H.	3	Hydraulic Reservoir Assembly	23
Pull Frame Assembly R.H.	4	Fuel Tank Assembly	24
Hydraulic Cylinder Assembly No. 83-2580	5	Hydraulic Schematic	25
Pull Frame Assembly Rear	6	Engine Installation Assembly	26
Hydraulic Cylinder Assembly No. 83-7230	7	Hydraulic Pump Installation Assembly	27
Front Wheel & Brake Assembly	8	Hydraulic Pump Assembly No. 92-9764	28
Hydraulic Drive Motor Assembly No. 92-9199	9	Rear Wheel Assembly	29-30
Traction Controls Assembly	10	Hydraulic Drive Motor Assembly No. 92-9169 ...	31
Control Valve Installation Assembly	11-12	Hydraulic Cylinder Assembly No. 83-2330	32
Control Valve Assembly No. 84-2203		Reel Motor Installation Assembly	33
(Sections 1 & 2)	13-14	Reel Motor Assembly No. 70-9800	34
Control Valve Assembly No. 84-2203		CE Kit Component Assembly	35
(Sections 3 thru 5)	15-16	Special Tools	36-37
Steering Arm Assembly	17	Briggs & Stratton Engine Assembly	
Power Steering Valve Assembly No. 92-8690 ...	18	Model 303447-0411-01	38-48
Seat Assembly	19	International Parts Reference	49-51
Frame Assembly	20	Part Number Index	52-58
Control Panel Assembly	21		

