



Count on it.

Parts Catalog

Reelmaster® 3100-D

Model No. 03200—Serial No. 250001301 and Up

Ordering Replacement Parts

To order replacement parts, please supply the part number, the quantity, and the description of each part desired.

Understanding Reference Numbers

Each identified part in an illustration has a reference number. The reference number for a part also appears in the parts list, along with other information about the part.

This catalog uses two special reference number formats, one to indicate parts in a service assembly and another to indicate the quantity of a given part in an illustration.

Service Assembly Reference Numbers

Parts in service assemblies have reference numbers in the form a:b. The a represents the reference number of the entire service assembly and the b represents a sequential number unique to each part within the service assembly.

For example, a wheel assembly might be identified by reference number 6, the tire by 6:1, the valve by 6:2, and the wheel by 6:3. When you order the assembly identified by reference number 6, you receive all parts identified by reference numbers 6:1, 6:2, and 6:3. However, you may also order any part individually. Reference numbers of this type appear in illustration and in parts lists.

Reference Numbers Indicating Quantity

In an illustration, if a reference number indicates more than one part, the reference number has the form nX y. The n represents the quantity of the part, the X is the multiplication symbol, and the y represents the reference number.

For example, in an illustration, the reference number 2X 37 means that two of the parts identified by reference number 37 are indicated.

List of Abbreviations

AR: as required

ASM: assembly

BBC: blade brake control

BHTF: button head thread forming

CARR: carriage

CCW: counter clockwise

CW: clockwise

DEG: degrees

ECM: electronic control module

EXT: external

FH: flat head

GA: gauge

HD: heavy-duty

HF: hex flange

HH: hex head

HHF: hex head flange

HHFTF: hex head flange thread forming

HJ: hex jam

HLH: hex lag head

HOC: height-of-cut

HSBH: hex socket button head

HSFH: hex socket flat head

HSH: hex socket head

HWH: hex washer head

HWHTF: hex washer head thread forming

HYD: hydraulic

LH: left hand

LP: Liquid Propane

NI: nylon insert

NPTF: national pipe thread fine

PFH: phillips flat head

PPH: phillips pan head

PPHTF: phillips pan head thread forming

PRH: phillips round head

PTH: phillips truss head

PTO: power-take-off

RH: right hand

ROPS: roll-over protection system

RRB: rear roller brush

SFH: slotted fillister head

SHH: slotted hex head

SHWH: slotted hex washer head

SPH: slotted pan head

SQH: square head

SRH: slotted round head

STD: standard

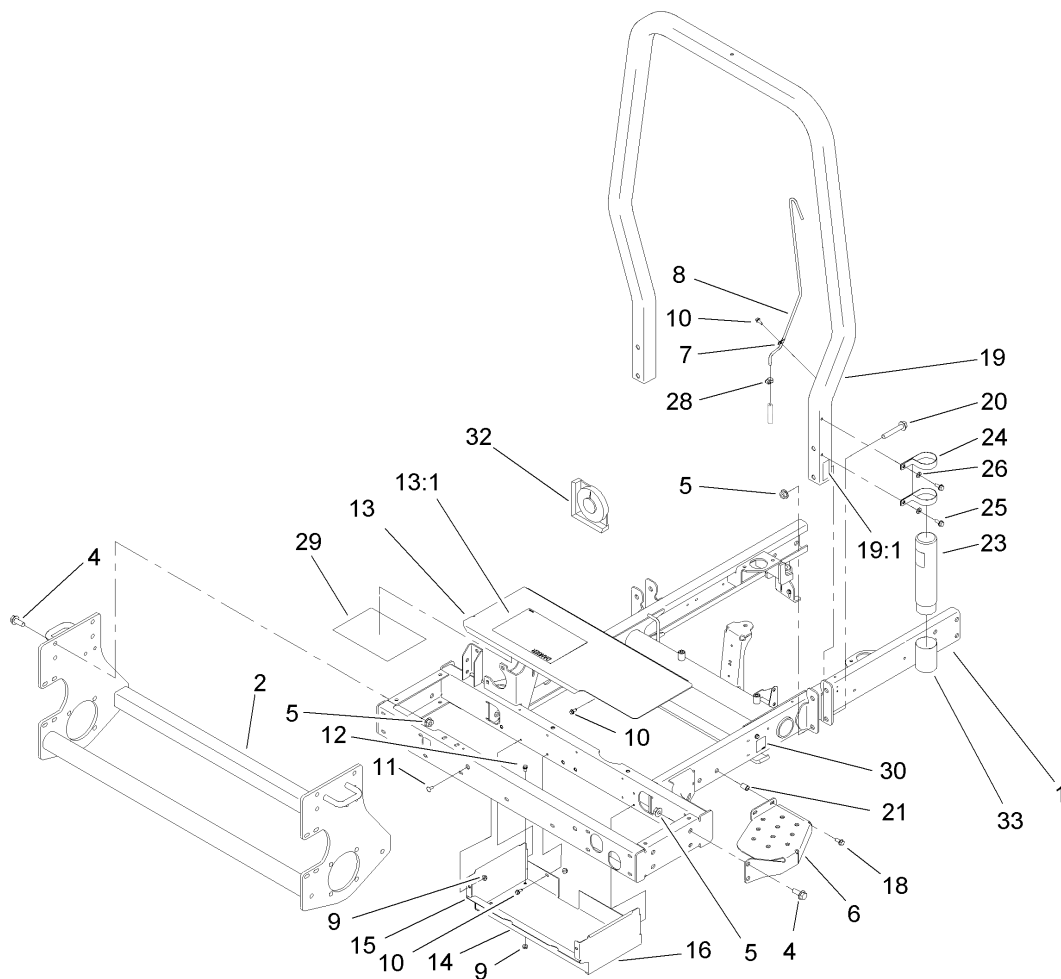
TAP: self tapping

TTH: torx truss head

Contents

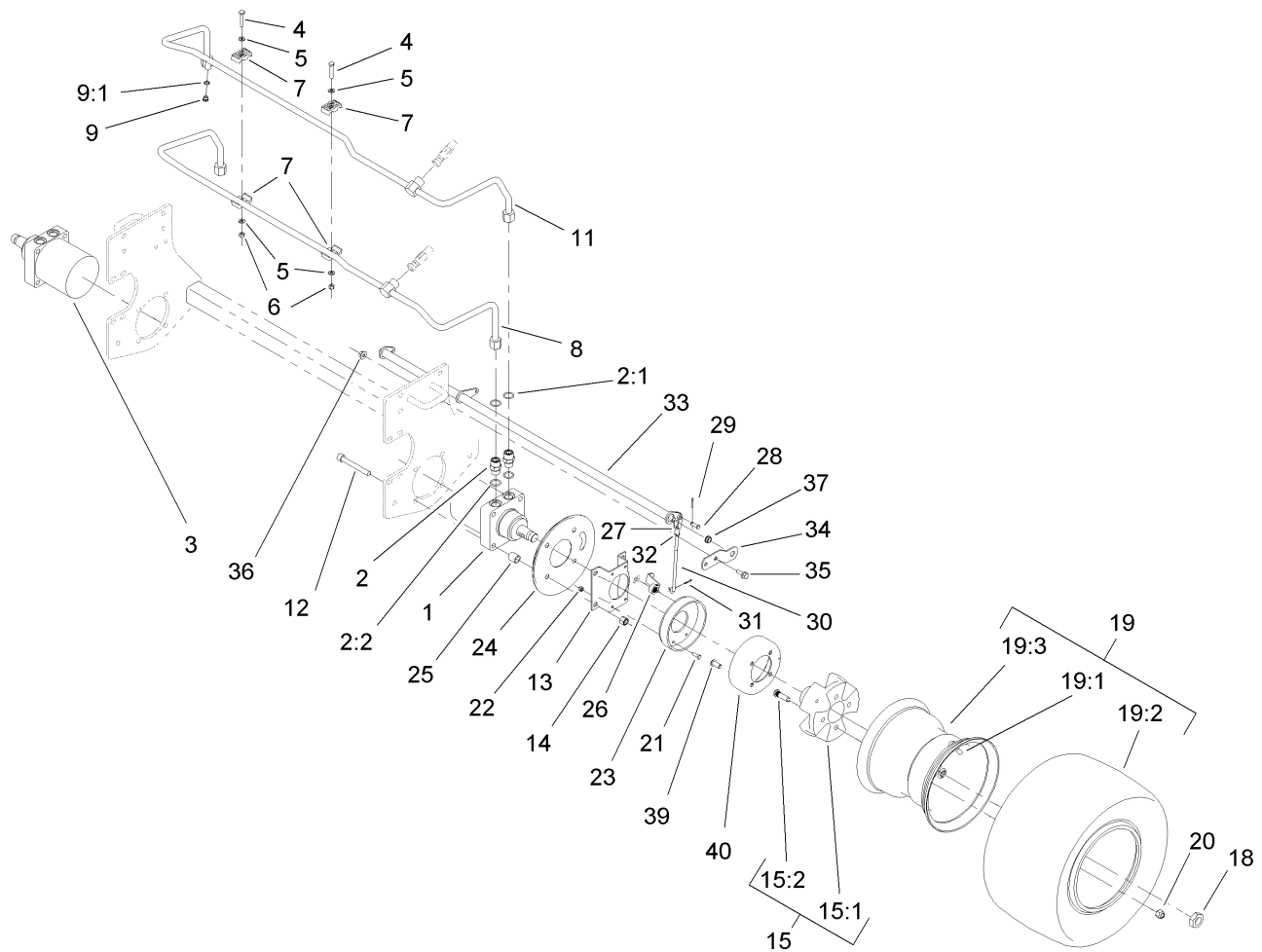
Frame, Platform and Roll-Over Protection System Assembly	5
Front Wheel and Brake Assembly	6
Hydraulic Motor Assembly No. 75-9990	7
Hydraulic Motor Assembly No. 95-8693	8
Brake Assembly No. 104-7705	9
Steering Column Assembly	10
Steering Valve Assembly No. 104-5180	11
Rear Fork and Tire Assembly	12
Hydraulic Cylinder Assembly No. 94-8141	13
Hydraulic Motor Assembly No. 95-8694	14
Control Panel Assembly	15
Front Platform Assembly	16
Traction Pedal Assembly	17
Lift Arm Hydraulic Assembly	18
Hydraulic Cylinder Assembly No. 108-9033	20
Neutral Arm Assembly	21
Engine Assembly	22
Air Cleaner and Muffler Assembly	23
Air Cleaner Assembly No. 93-2190	24
Radiator Assembly	25
Hood Assembly	26
Fuel Tank Assembly	27
Water and Fuel Filter Assembly No. 98-9305	28
Manifold Block Assembly	29
Hydraulic Manifold Assembly No. 104-4841	30
Hydraulic Tank Assembly	31
Hydrostat Assembly	32
Piston Pump Assembly No. 104-4890	34
Gear Pump Assembly No. 95-8601	35
Carrier Assembly	36
Reel Motor Assembly	37
Gear Motor Assembly No. 104-4884	38
Gear Motor Assembly No. 104-5164	39
Battery Assembly	40
Parking Brake Assembly	41
Control Valve Assembly	42
Single Spool Control Valve Assembly No. 95-8689	43
Crankcase Assembly	44
Oil Pan Assembly	45
Cylinder Head Assembly	46
Gear Case Assembly	47
Head Cover Assembly	48
Dipstick and Guide Assembly	49
Main Bearing Case Assembly	50
Camshaft and Idle Gear Shaft Assembly	51
Piston and Crankshaft Assembly	52
Flywheel Assembly	53
Fuel Camshaft and Governor Shaft Assembly	54
Idling Aparatus, Stop Solenoid and Fuel Pump Cover Assembly	55
Injection Pump Assembly	56
Governor Assembly	57
Speed Control Plate Assembly	58
Nozzle Holder and Glow Plug Assembly	59
Nozzle Holder Assembly	60

Alternator and Pulley Assembly 61
Alternator (Component Part) Assembly 62
Starter Installation Assembly 63
Starter (Component Part) Assembly 64
Water Flange and Thermostat Assembly 65
Water Pump and Pipe Assembly 66
Valve and Rocker Arm Assembly 67
Inlet and Exhaust Manifold Assembly 68
Fan Assembly 69
Reserve Tank Assembly 70
Fuel Pump and Filter, Muffler Gasket, Glow Controller and Operator Manual 71
Gasket Kits 72
Attachments and Accessories 73



Frame, Platform and Roll-Over Protection System Assembly

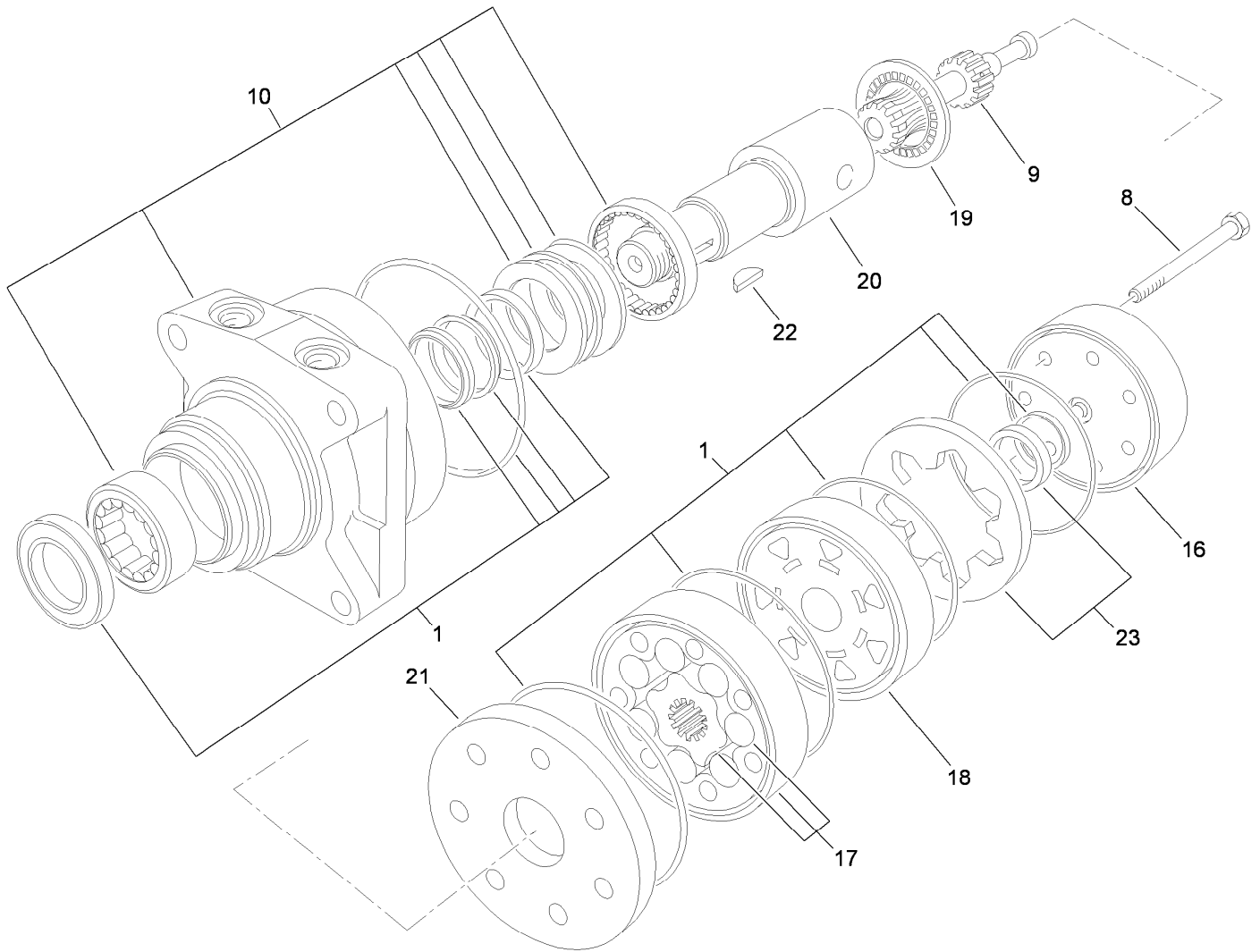
<i>Ref.</i>	<i>Part Number</i>	<i>Qty.</i>	<i>Description</i>	<i>Ref.</i>	<i>Part Number</i>	<i>Qty.</i>	<i>Description</i>
1	95-8590-03	1	Frame ASM	16	99-3432-03	1	End-Toolbox, LH
2	95-8568-03	1	Frame-Lower	18	3234-5	2	Screw-HHF
4	3234-38	8	Screw-HHF	19	107-7833	1	ROPS ASM
5	32128-49	12	Nut-HHF	19:1	107-7831	1	Decal-ROPS
6	99-3375-03	1	Step	20	3234-40	4	Screw-HF
7	2412-72	3	Clip-Closed, Insulated	21	32148-8	2	Insert-Threaded
8	95-8615	1	Tube-Breather	23	104-7050	1	Tube-Manual
9	32128-33	6	Nut-HF	24	2412-133	2	R-Clamp
10	32144-10	11	Screw-HWH	25	32144-70	2	Screw-HWHTF
11	3229-11	2	Screw-CARR	26	3256-23	2	Washer-Flat
12	3234-13	4	Screw-HHF	28	2412-108	1	Clamp-Worm
13	99-3504	1	Toolbox Cover ASM	29	104-5199	1	Decal-Service
13:1	99-3496	1	Decal-Danger	30	105-4674	1	Decal-Noise
13:1	104-5181	1	Decal-Danger, Ce	32	99-3503	1	Indicator-Angle
14	99-3430-03	1	Bottom-Toolbox	33	104-7048	1	Cap-Housing
15	99-3431-03	1	End-Toolbox, RH				



Front Wheel and Brake Assembly

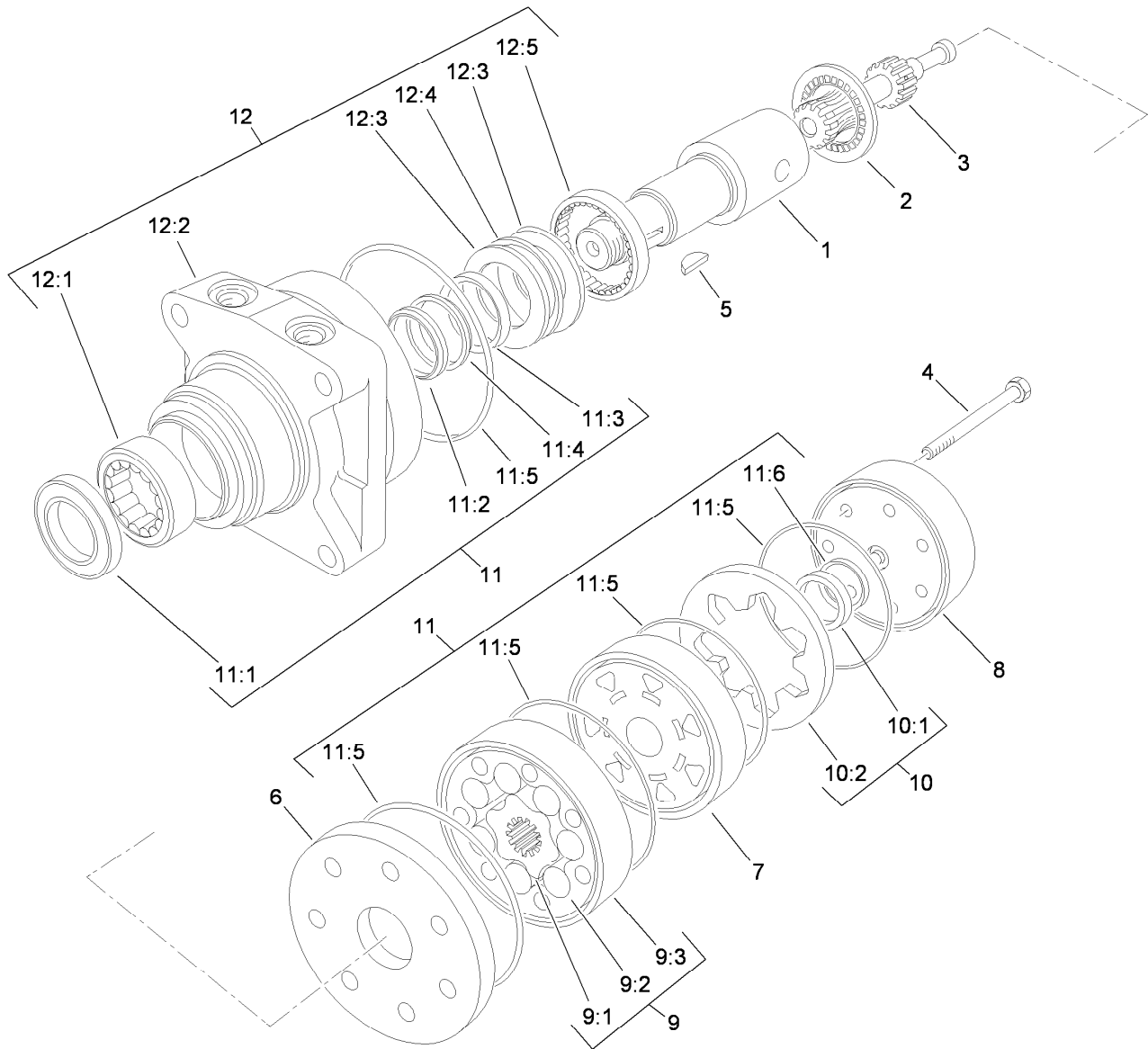
Ref.	Part Number	Qty.	Description	Ref.	Part Number	Qty.	Description
1	75-9990	1	HYD Motor ASM	19:2	104-0451	1	Tire-Turf, Trac
2	340-7	4	Adapter	19:3	104-0452	1	Rim-Wheel
2:1	237-65	1	O-Ring	20	242-50	8	Nut-Lug
2:2	237-80	1	O-Ring	21	321-5	8	Screw-HH
3	95-8693	1	HYD Motor ASM	22	3296-42	8	Nut-Lock, NI
4	322-9	2	Screw-HH	23	104-7705	2	Brake ASM
5	3256-23	4	Washer-Flat	24	104-0485-03	2	Shield-Wheel
6	3296-29	2	Nut-Lock, NI	25	92-1715	8	Spacer
7	56-7971	4	Clamp-Tube	26	93-6850	2	Lever-Brake
8	95-8783	1	Tube ASM	27	282-2	2	Yoke
9	353-990	1	Plug	28	283-1	2	Pin-Clevis
9:1	237-78	1	O-Ring	29	3272-10	2	Pin-Cotter
11	95-8784	1	Tube ASM	30	104-4627	2	Rod-Adjusting
12	3274-99	8	Screw-HSH	31	3272-6	2	Pin-Cotter
13	84-2000-03	2	Bracket-Brake	32	3220-2	2	Nut-Jam
14	3296-23	8	Nut-Lock, NI	33	104-4625-03	1	Brake Pivot Shaft ASM
15		2	Wheel Hub / Stud ASM ●	34	95-8683	2	Bracket-Pivot, Brake
15:1	104-0462-03	1	Hub-Wheel	35	3234-11	4	Screw-HHF
15:2	10-6830	4	Stud-Type, Drive	36	32128-43	4	Nut-Flange
18	26-3790	2	Nut-Lock	37	256-156	2	Bushing-Flange
19		2	Tire And Wheel ASM ●	39	3274-105	8	Screw-HSBH
19:1	232-27	1	Stem-Valve	40	104-4809	2	Drum-Brake

● Not serviced separately



Hydraulic Motor Assembly No. 75-9990

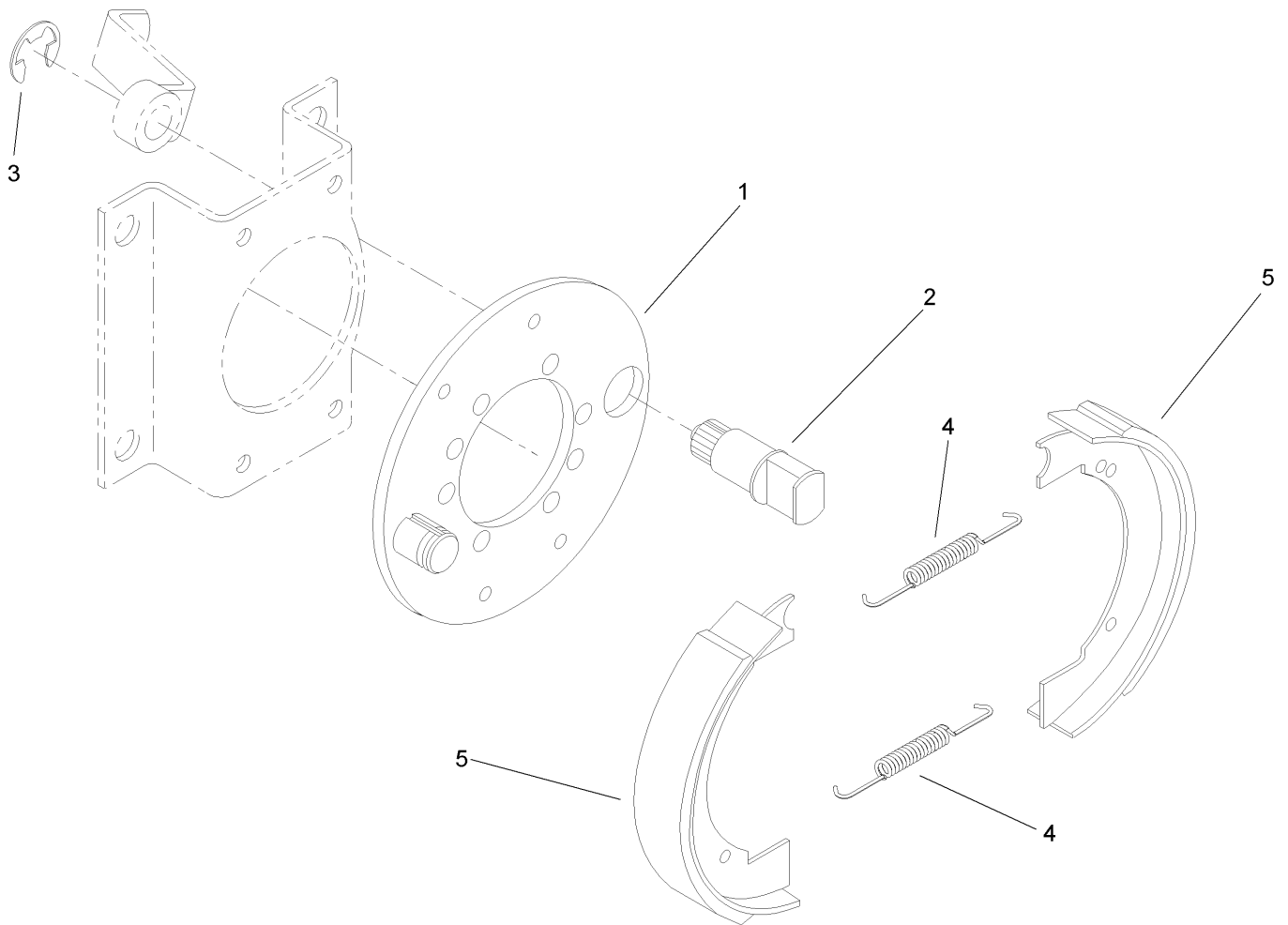
Ref.	Part Number	Qty.	Description
1	76-0800	1	Seal Kit
8	76-1010	7	Screw
9	76-0960	1	Link-Drive
10	76-0810	1	Housing ASM
16	76-0940	1	End Cover ASM
17	76-0970	1	Rotor Set
18	76-0840	1	Manifold
19	76-0850	1	Bearing-Thrust
20	76-0860	1	Shaft-Coupling
21	76-0870	1	Plate-Wear
22	3257-42	1	Key-Woodruff
23	76-0880	1	Commutator ASM



Hydraulic Motor Assembly No. 95-8693

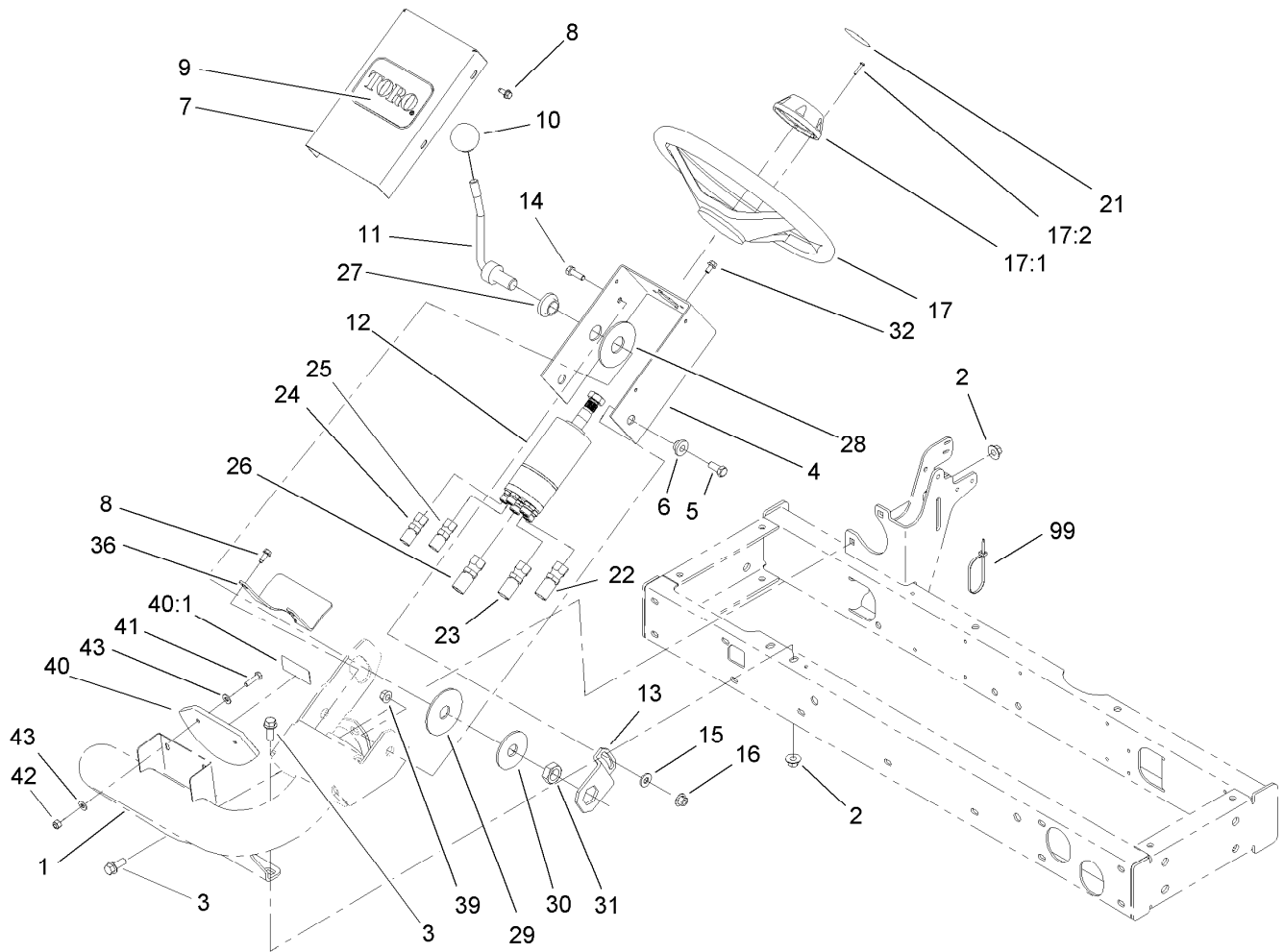
Ref.	Part Number	Qty.	Description	Ref.	Part Number	Qty.	Description
1	76-0860	1	Shaft-Coupling	10:2		1	Ring-Commutator ●
2	76-0850	1	Bearing-Thrust	11	76-0800	1	Seal Kit
3	76-0960	1	Link-Drive	11:1		1	Seal-Dirt And Water ●
4	76-1010	7	Screw	11:2		1	Backup-Ring ●
5	3257-42	1	Key-Woodruff	11:3		1	Seal-Shaft ●
6	76-0870	1	Plate-Wear	11:4		1	Washer-Back Up ●
7	99-3535	1	Manifold	11:5		5	Seal-Square, Ring (Inner) ●
8	76-0940	1	End Cover ASM	11:6		1	Seal-Commutator ●
9	76-0970	1	Rotor Set	12	76-0810	1	Housing ASM
9:1		1	Rotor ●	12:1		1	Bearing ●
9:2		7	Vane ●	12:2		1	Housing ●
9:3		1	Stator ●	12:3		2	Washer-Thrust ●
10	76-0880	1	Commutator ASM	12:4		1	Bearing-Thrust ●
10:1		1	Commutator ●	12:5		1	Bearing ●

● Not serviced separately



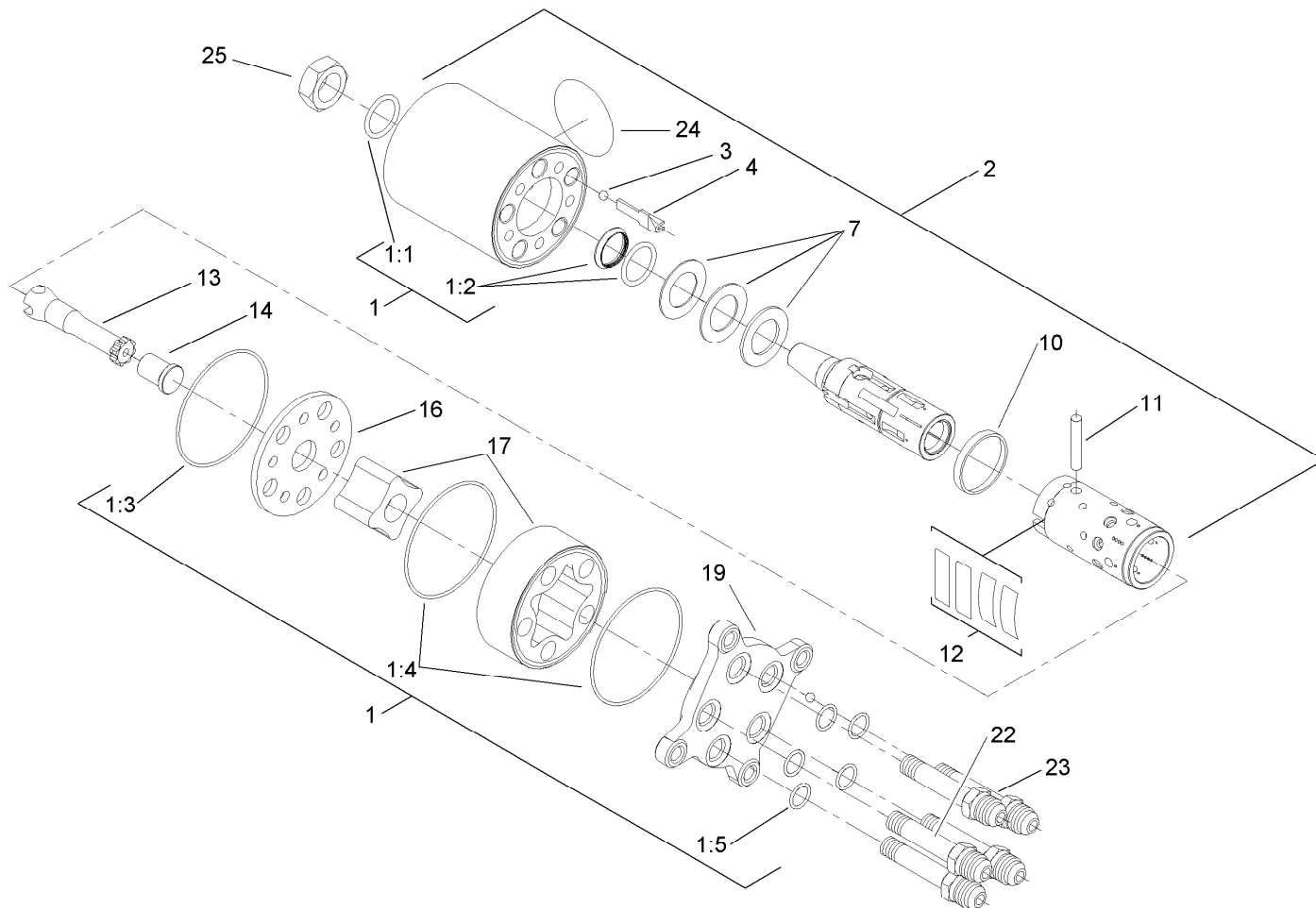
Brake Assembly No. 104-7705

<i>Ref.</i>	<i>Part Number</i>	<i>Qty.</i>	<i>Description</i>
1	70-9870	1	Plate-Backing
2	104-7707	1	Shaft-Cam, Brake
3	104-7706	1	E-Ring, Bowed
4	70-9880	2	Spring-Return
5	70-9840	2	Shoe-Brake



Steering Column Assembly

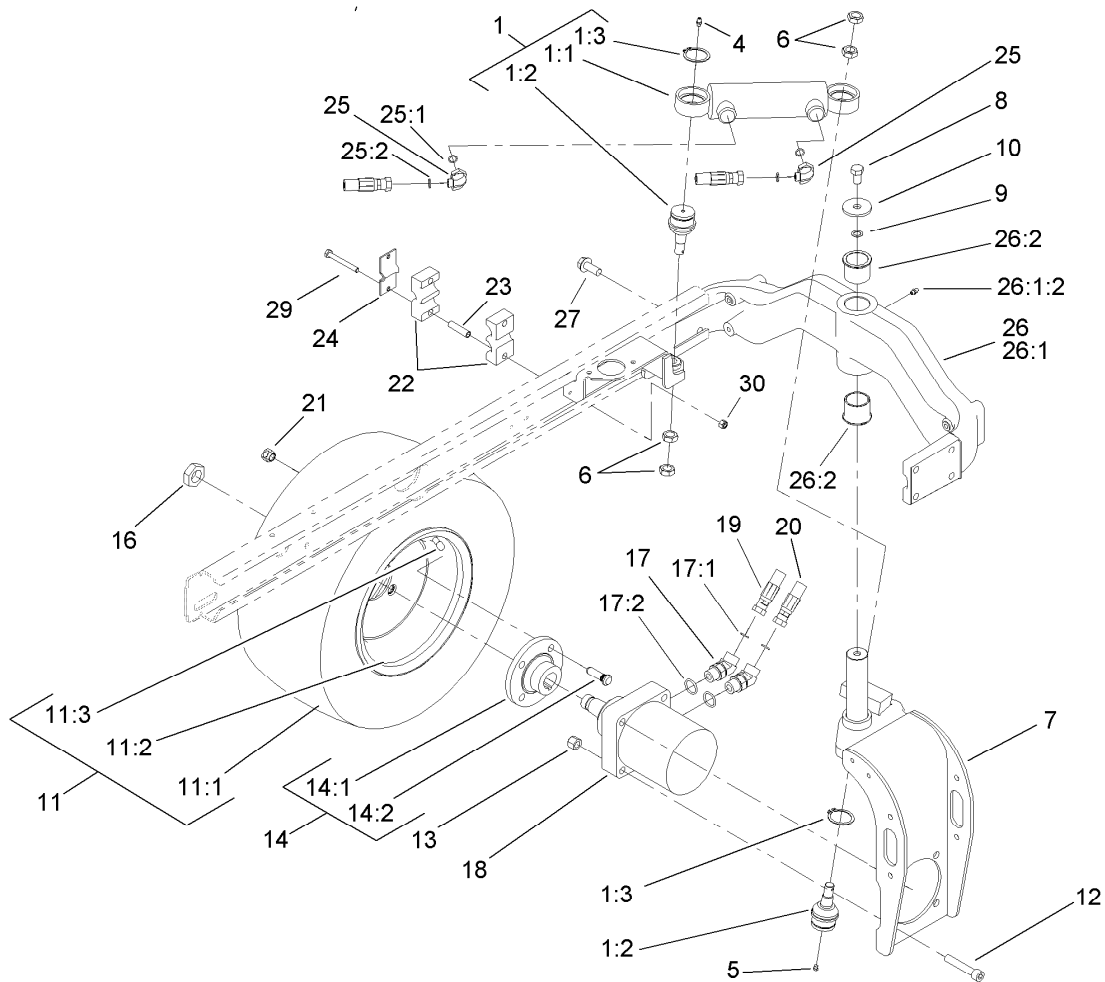
<i>Ref.</i>	<i>Part Number</i>	<i>Qty.</i>	<i>Description</i>	<i>Ref.</i>	<i>Part Number</i>	<i>Qty.</i>	<i>Description</i>
1	105-8536-01	1	Arm-Steering	22	95-8842	1	Hose ASM
2	32128-43	4	Nut-Flange	23	95-8843	1	Hose ASM
3	3234-11	4	Screw-HHF	24	95-8844	1	Hose ASM
4	104-5185-01	1	Bracket-Valve, Steering	25	95-8845	1	Hose ASM
5	323-5	2	Screw-HH	26	95-8846	1	Hose ASM
6	93-5988	2	Hub-Pivot	27	99-3502	1	Boss
7	95-8794-01	1	Cover-Valve, Steering	28	31-0390	1	Disc-Friction
8	32144-10	5	Screw-HWH	29	82-9010	1	Disc-Friction
9	67-1300	1	Decal	30	80-2930	1	Washer-Flat
10	233-48	1	Knob	31	3218-7	1	Nut-Jam
11	95-8798-03	1	Lever-Steering	32	33103-012	4	Screw-HHF
12	104-5180	1	Steering Valve ASM	36	99-3405-01	1	Shield-Steering
13	80-2880	1	Bracket-Tilt	39	32128-21	2	Nut-HF
14	322-5	1	Screw-HH	40	100-4929	1	Slope Indicator ASM
15	3256-3	1	Washer-Flat	40:1	100-4837	1	Decal-Danger
16	32128-44	1	Nut	40:1	107-7801	1	Decal-Danger, Ce
17	75-0560	1	Wheel-Steering	41	321-7	2	Screw-HH
17:1	32144-21	1	Screw	42	3296-42	2	Nut-Lock, NI
17:2	68-5140	1	Cap-Wheel, Steering	43	3256-22	4	Washer-Flat
21	68-5370	1	Decal	99	3290-378	2	Tie-Cable



Steering Valve Assembly No. 104-5180

Ref.	Part Number	Qty.	Description
1	106-6716	1	Seal Kit
1:1		1	Ring-Seal, Dust ●
1:2		1	Seal-Shaft ●
1:3		1	Seal-Dust ●
1:4		2	Seal-Dust ●
1:5		5	Seal-Dust ●
2		1	Housing ●
3		1	Ball ●
4		1	Stop-Ball ●
7		1	Bearing ASM ●
10		1	Ring ●
11		1	Pin-Cross ●
12		1	Springs ●
13		1	Shaft ●
14		1	Spacer ●
16		1	Plate-Distributor ●
17		1	Gearwheel Set ●
19		1	Cover-End ●
22		1	Screw-Special ●
23		4	Screw-Special ●
24		1	Plate-Name ●
25	3220-6	1	Nut-Jam

● Not serviced separately



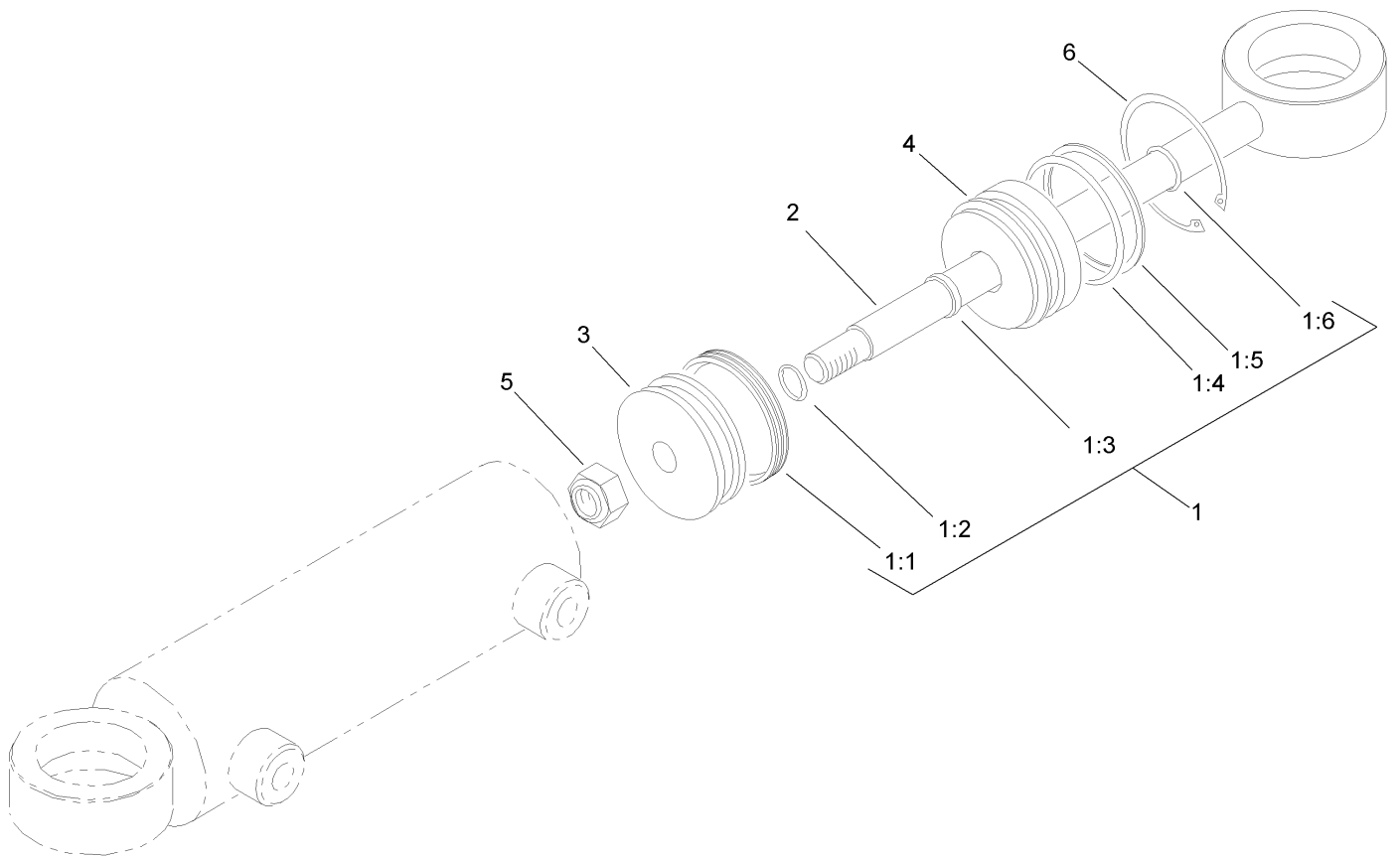
Rear Fork and Tire Assembly

Ref.	Part Number	Qty.	Description
1		1	Steering Cylinder / Balljoint ASM ■
1:1	94-8141	1	HYD Cylinder ASM
1:2	106-6774	2	Joint-Ball
1:3	32151-104	2	Ring-Retaining, External
4	302-5	1	Fitting-Grease
5	302-59	1	Plug-Threaded
6	3220-6	4	Nut-Jam
7	95-8905-01	1	Fork-Rear
8	325-3	1	Screw-HH
9	3255-2	1	Washer-Lock / EXT
10	75-7730	1	Washer-Thrust
11		1	Tire And Wheel ASM ■
11:1	95-8656	1	Tire-4-Ply Turf-Trac
11:2	95-8657	1	Rim-Wheel
11:3	232-27	1	Stem-Valve
12	3274-93	4	Screw-HSH
13	3296-23	4	Nut-Lock, NI
14		1	Wheel Hub / Stud ASM ■
14:1	10-6870-03	1	Hub-Wheel
14:2	10-6830	4	Stud-Type, Drive
16	26-3790	1	Nut-Lock

Ref.	Part Number	Qty.	Description
17	340-14	2	Fitting-HYD, 45 DEG
17:1	237-65	1	O-Ring
17:2	237-80	1	O-Ring
18	95-8694	1	HYD Motor ASM
19	105-1221	1	Hose ASM
20	105-1222	1	Hose ASM
21	242-50	4	Nut-Lug
22	82-8170	2	Clamp
23	93-7960	2	Spacer
24	93-7961	1	Clamp-Drain, Case
25	340-132	2	Fitting-HYD, 90 DEG
25:1	237-78	1	O-Ring
25:2	237-21	1	O-Ring
26	107-7828	1	Rear Casting ASM
26:1		1	Casting-Rear ■
26:1:2	302-5	1	Fitting-Grease
26:2	95-8805	2	Bushing
27	3234-38	8	Screw-HHF
29	322-13	2	Screw-HH
30	3296-29	2	Nut-Lock, NI
99	3290-378	5	Tie-Cable ●

● Not illustrated

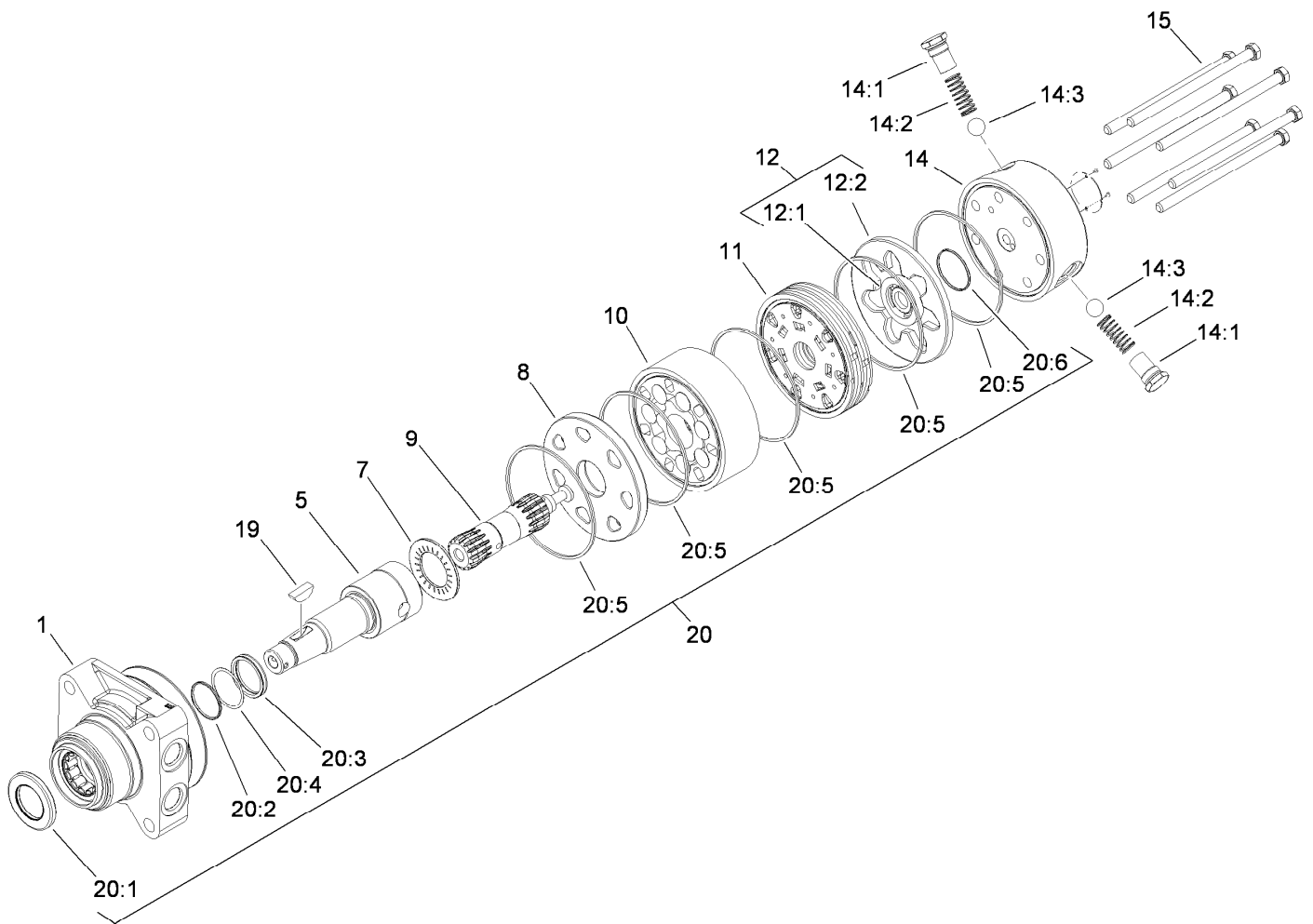
■ Not serviced separately



Hydraulic Cylinder Assembly No. 94-8141

<i>Ref.</i>	<i>Part Number</i>	<i>Qty.</i>	<i>Description</i>
1	86-5390	1	Seal Kit
1:1		1	Uniring ●
1:2		1	Seal-Dust ●
1:3		1	Seal-Rod ●
1:4		1	Seal-Dust ●
1:5		1	Ring-Backup ●
1:6		1	Seal-Dust ●
2		1	Rod ●
3		1	Piston ●
4		1	Gland ●
5		1	Nut-Lock ●
6		1	Ring-Retaining ●

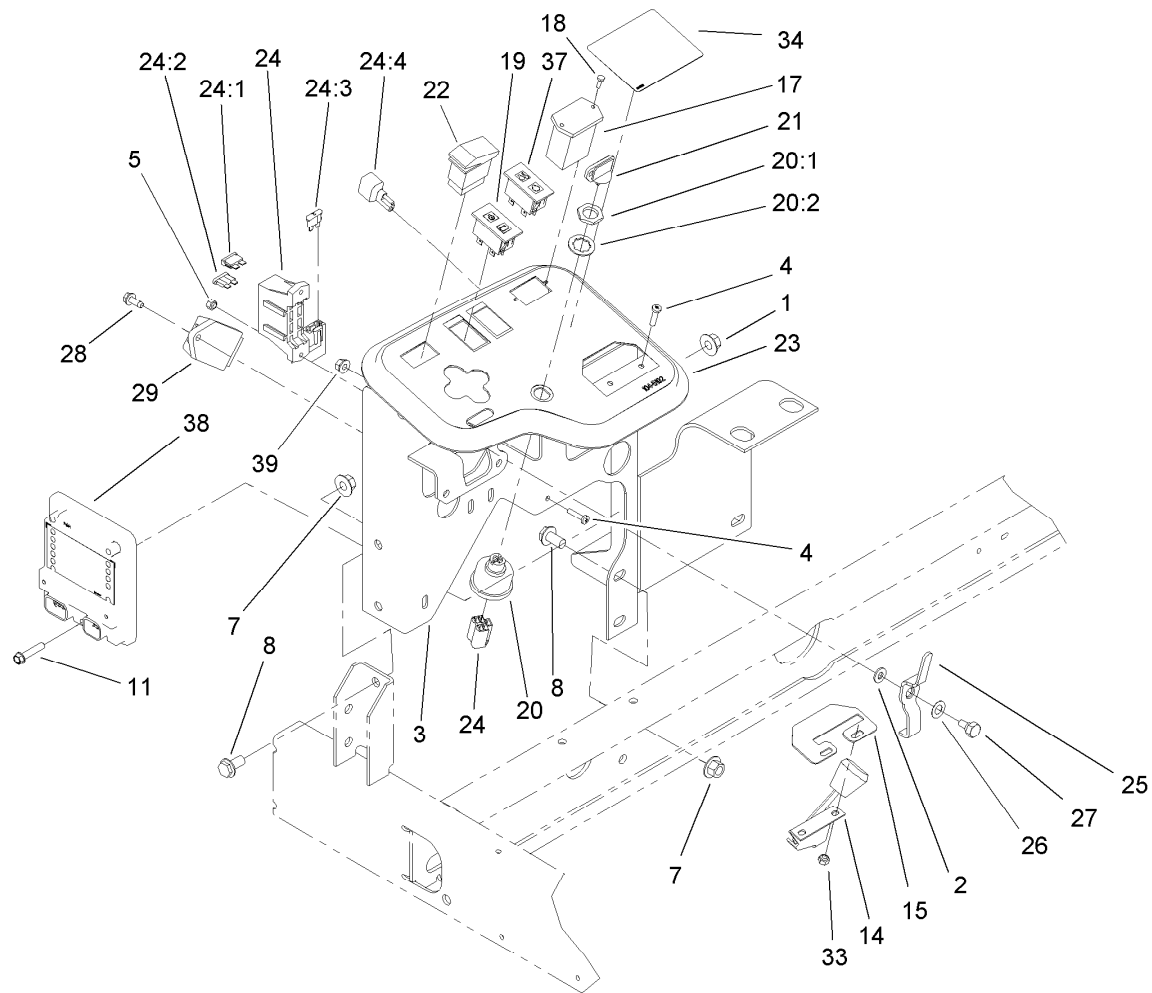
● Not serviced separately



Hydraulic Motor Assembly No. 95-8694

Ref.	Part Number	Qty.	Description	Ref.	Part Number	Qty.	Description
1	76-0810	1	Housing ASM	14:2	99-3541	1	Spring
5	99-3090	1	Shaft-Coupling	14:3	99-3540	1	Ball
7	76-0850	1	Bearing-Thrust	15	99-3536	7	Screw-HH
8	76-0870	1	Plate-Wear	19	3257-42	1	Key-Woodruff
9	99-3537	1	Link-Drive	20	94-8178	1	Seal Kit
10	99-3539	1	Set-Rotor	20:1		1	Seal-Dirt And Water ●
11	99-3535	1	Manifold	20:2		1	Backup-Ring ●
12	76-0880	1	Commutator ASM	20:3		1	Seal-Shaft ●
12:1		1	Commutator ●	20:4		1	Washer-Backup ●
12:2		1	Ring-Commutator ●	20:5		5	Seal-Square, Ring (Inner) ●
14	99-3538	1	End Cover ASM	20:6		1	Seal-Commutator ●
14:1		1	Spring Cap And O-Ring ASM ●				

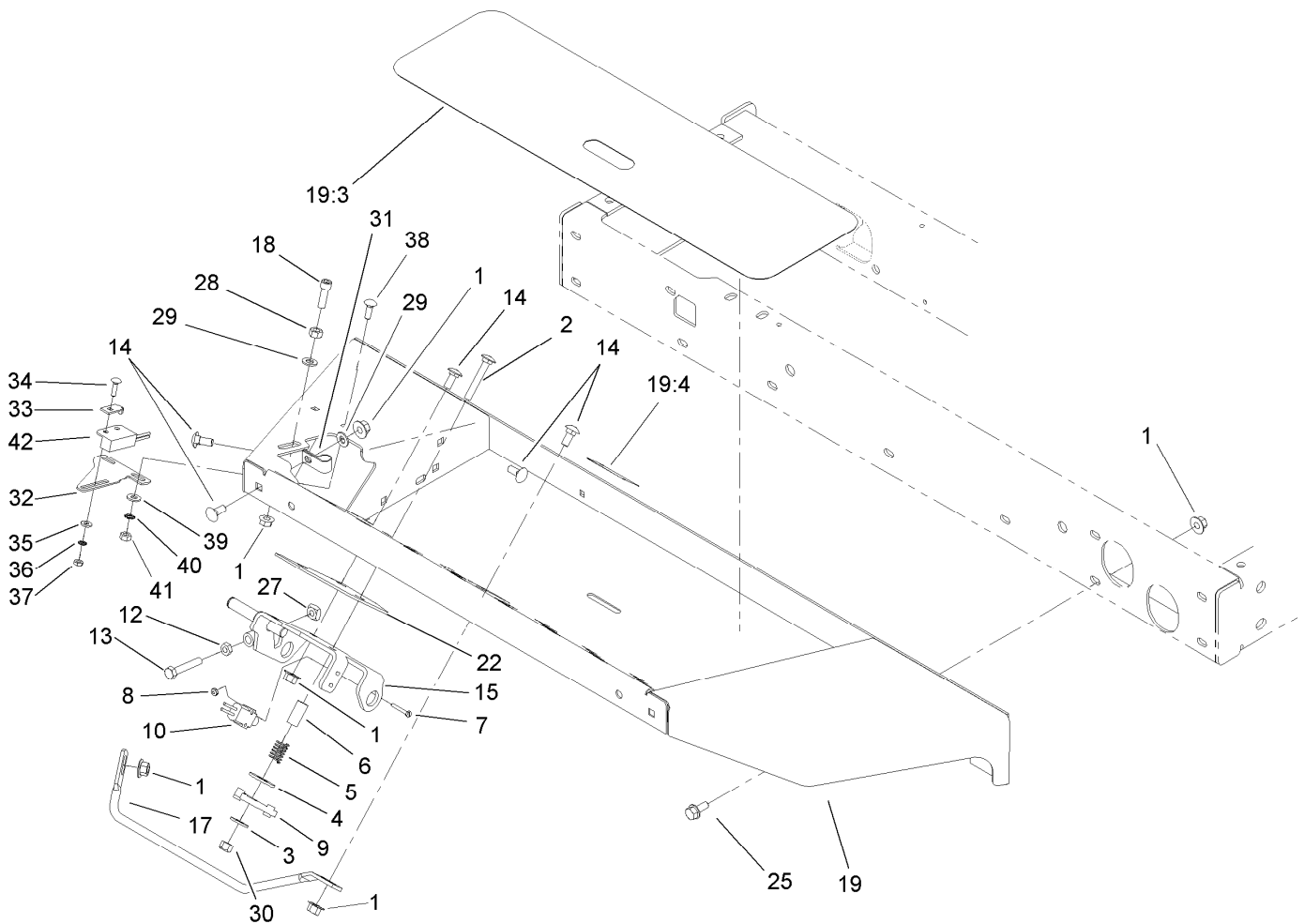
● Not serviced separately



Control Panel Assembly

Ref.	Part Number	Qty.	Description	Ref.	Part Number	Qty.	Description
1	32128-33	3	Nut-HF	23	104-5193	1	Decal-Console
2	3256-22	1	Washer-Flat	24	104-5165	1	Harness-Wire
3	104-5190-03	1	Panel-Control	24:1	109355	1	Fuse-Blade, 15 Amp
4	32105-13	4	Screw-HWH	24:2	218-578	2	Fuse-Blade, 10 Amp
5	3296-2	2	Nut-Lock, NI	24:3	94-6710	1	Fuse-2 Amp
7	32128-43	5	Nut-Flange	24:4	100-4918	1	Diode
8	3234-1	5	Screw-HHF	25	99-3401-03	1	Lever-Valve, Lock
11	321-8	3	Screw-HH	26	3290-477	1	Washer-Curved
14	95-8855	1	Control-Throttle	27	63-3410	1	Screw-Shoulder
15	104-0421	1	Plate-Stop, Throttle	28	32144-10	1	Screw-HWH
17	75-6820	1	Hourmeter	29	98-7611	1	Controller-Glow
18	32144-18	2	Screw-HH	33	3290-148	2	Nut-HF
19	100-8070	1	Lamp-Warning	34	99-3558	1	Decal-Console, Ce
20	104-2541	1	Switch ASM	37	100-8071	1	Lamp-Warning
20:1	218-461	1	Nut-HH	38	106-9277	1	Module-Control, Standard
20:2	3254-5	1	Washer-Tooth, Internal	39	32128-32	1	Nut-HHF
21	63-8360	2	Key-Ignition	99	3290-378	3	Tie-Cable ●
22	95-8999	1	Switch	99	3290-379	4	Tie-Cable ●

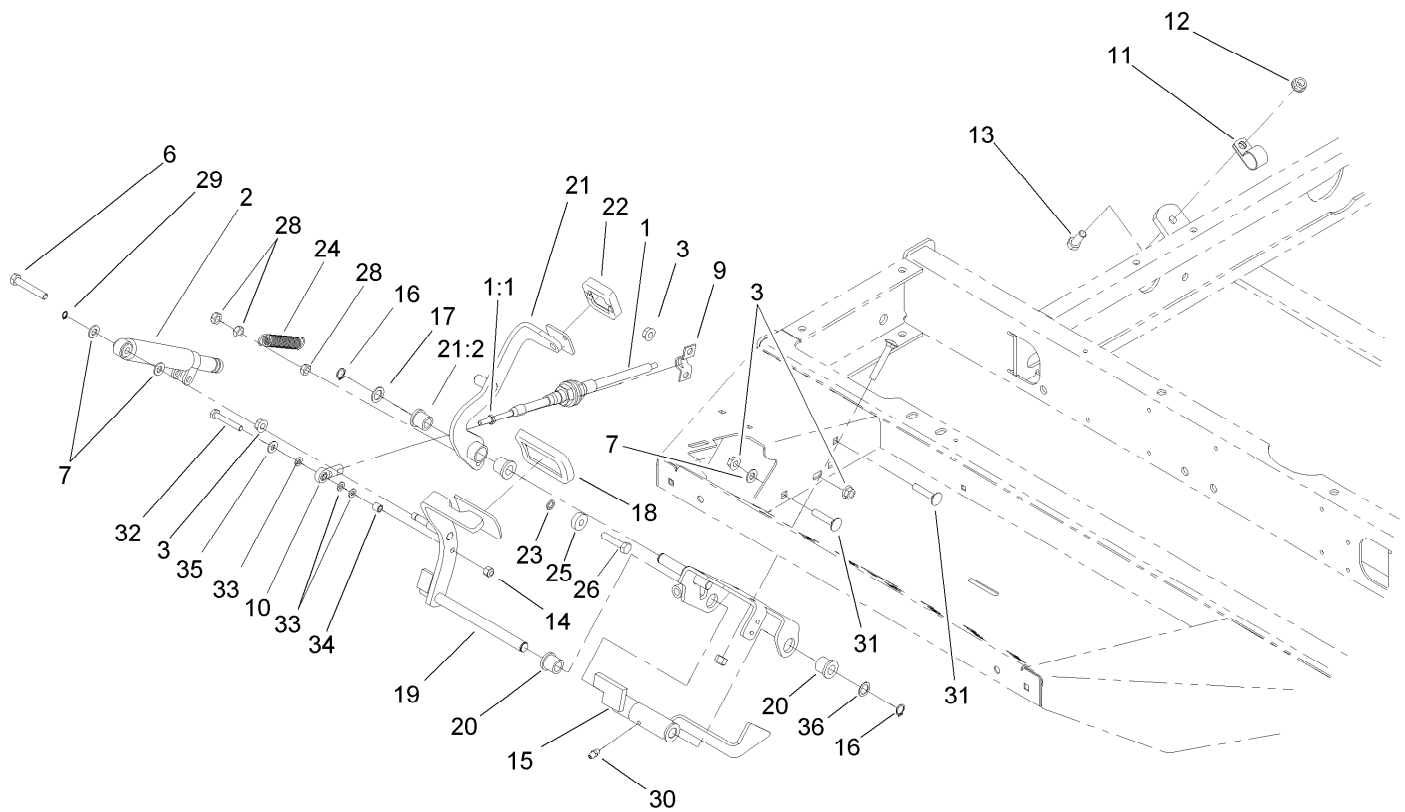
● Not illustrated



Front Platform Assembly

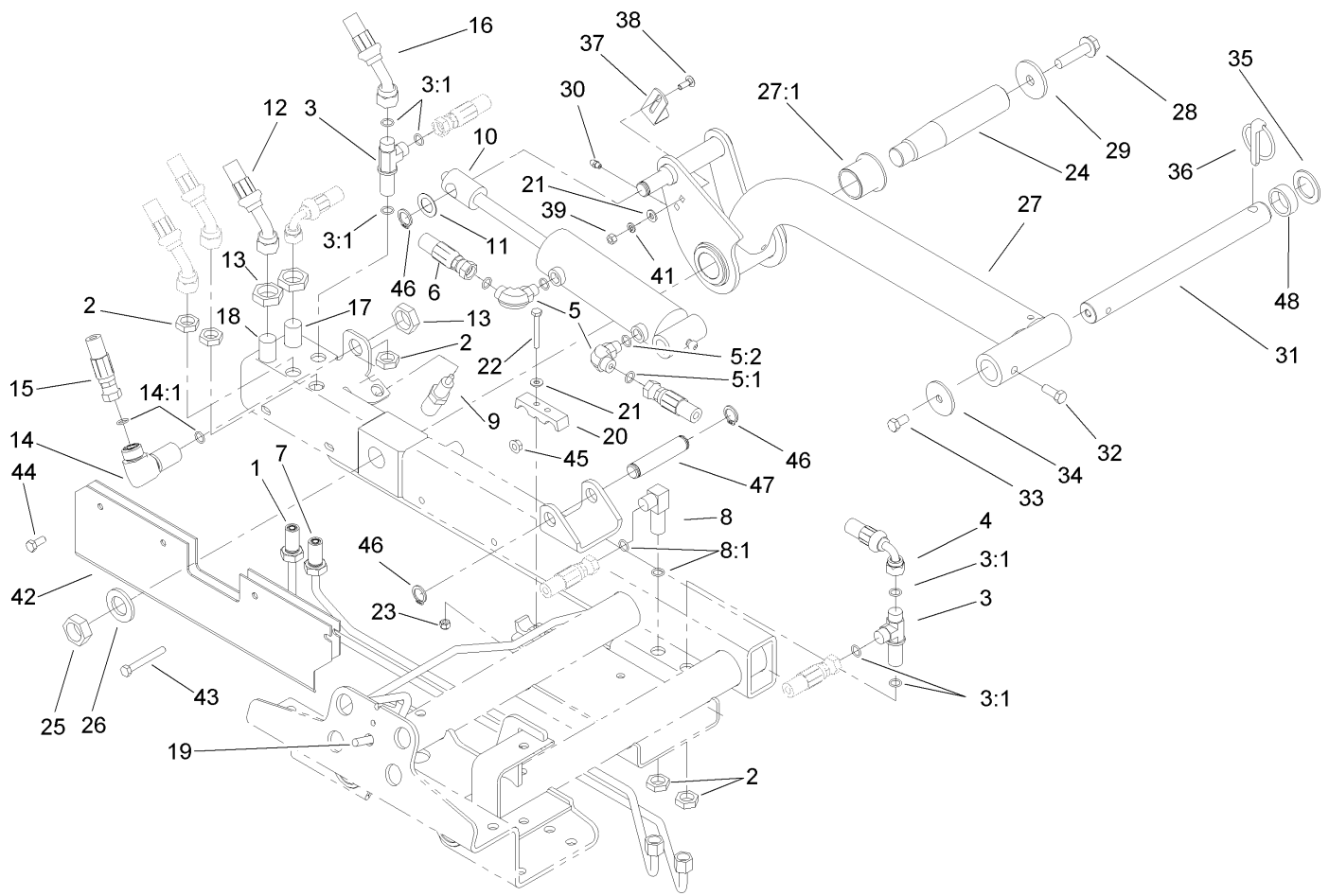
Ref.	Part Number	Qty.	Description	Ref.	Part Number	Qty.	Description
1	32128-20	18	Nut-HF	22	106-2661-01	1	Plate-Support
2	3230-6	1	Screw-CARR	25	3234-5	10	Screw-HHF
3	3256-3	1	Washer-Flat	27	99-3565	1	Nut-Square
4	3256-40	1	Washer-Flat	28	3217-6	1	Nut-Hex
5	65-9940	1	Spring	29	3256-23	2	Washer-Flat
6	95-8866	1	Tube-Arm, Rocker	30	3296-29	1	Nut-Lock, NI
7	32105-9	2	Screw	31	2412-103	1	Clamp
8	3296-9	2	Nut-Lock	32	100-4871	1	Bracket-Switch, Neutral
9	99-3593	1	Arm-Rocker	33	100-4872	1	Plate-Switch, Neutral
10	95-8900	1	Switch	34	3229-20	1	Screw-CARR
12	3218-2	1	Nut-Jam	35	3256-14	1	Washer-Flat
13	322-41	1	Screw-HH	36	3255-17	1	Washer-Lock, EXT
14	3230-23	7	Screw-CARR	37	3296-2	1	Nut-Lock, NI
15	95-8869-03	1	Bracket-Pedal, Traction	38	3229-1	2	Screw-CARR
17	95-8893	1	Bar-Deflector	39	3256-22	2	Washer-Flat
18	3274-22	1	Screw-HSH	40	3255-7	2	Washer-Lock/EXT
19	106-4154	1	Floorplate ASM	41	3217-5	2	Nut-Hex
19:3	99-3478	1	Tread-Foot	42	100-1270	1	Switch-Proximity
19:4	99-3444	1	Decal-Mow / Transport	99	3290-379	2	Tie-Cable ●

● Not illustrated



Traction Pedal Assembly

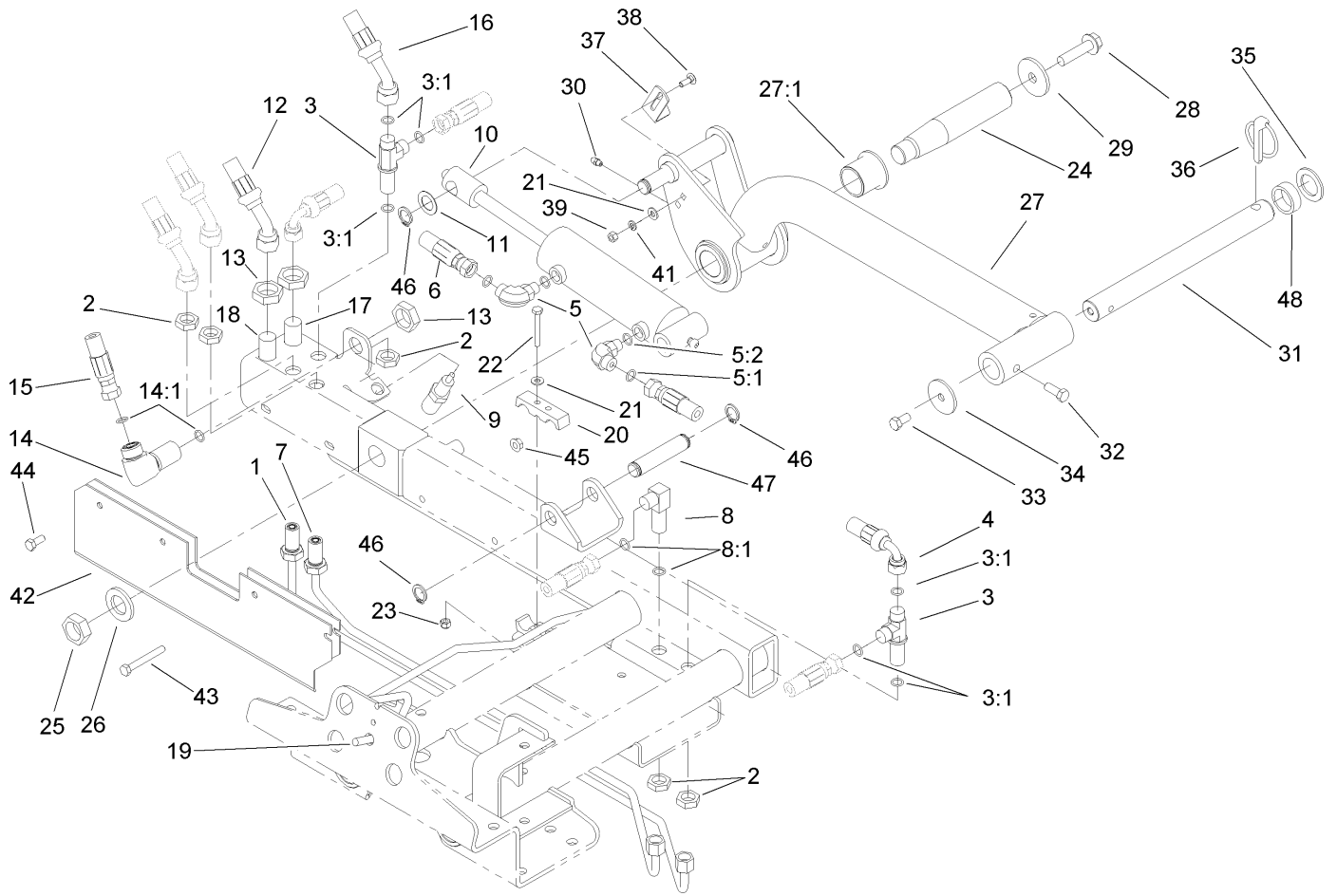
<i>Ref.</i>	<i>Part Number</i>	<i>Qty.</i>	<i>Description</i>	<i>Ref.</i>	<i>Part Number</i>	<i>Qty.</i>	<i>Description</i>
1	100-4815	1	Cable-Control, Traction	20	256-243	2	Bearing-Flange
1:1	3220-1	2	Nut-Jam	21	99-3379	1	Pedal-Reverse
2	76-8870	1	Lever Damper ASM	21:2	256-243	2	Bearing-Flange
3	32128-20	5	Nut-HF	22	74-9110	1	Pad-Pedal, Reverse
6	322-10	1	Screw-HH	23	75-5470	1	Spacer-Bearing
7	3256-23	3	Washer-Flat	24	99-3476	1	Spring-Extension
9	93-2092	1	Clamp-Cable	25	251-259	1	Bearing-Ball
10	2411-41	1	Rod End-Ball Joint	26	322-7	1	Screw-HH
11	2412-41	1	Clamp	28	3296-47	3	Nut-Lock, NI
12	3290-357	1	Nut-HHF, Whiz	29	32151-3	1	Ring-Grip
13	323-6	1	Screw-HH	30	302-5	1	Fitting-Grease
14	3296-42	1	Nut-Lock, NI	31	3230-27	1	Screw-CARR
15	95-8861	1	Slide	32	321-10	1	Screw-HH
16	32151-84	2	Ring-Shaft, EXT	33	33093-00	3	Washer-Flat
17	41-8440	1	Washer	34	99-3545	1	Spacer
18	74-9100	1	Pad-Pedal, Forward	35	3256-22	1	Washer-Flat
19	104-4852-03	1	Traction Pedal ASM	36	73-0040	4	Washer-Thrust



Lift Arm Hydraulic Assembly

Ref.	Part Number	Qty.	Description	Ref.	Part Number	Qty.	Description
1	95-8984	1	Tube ASM	22	321-11	2	Screw-HH
2	340-70	5	Nut-Lock	23	3296-42	2	Nut-Lock, NI
3	340-68	2	Fitting-Tee, Bulkhead	24	95-8990	1	Shaft-Pivot, Rear
3:1	237-22	3	O-Ring	25	3220-9	1	Nut-Jam
4	95-8831	1	Hose ASM	26	86-1480	1	Washer
5	340-77	2	Fitting-HYD, 90 DEG	27	95-8985	1	Rear Lift Arm ASM
5:1	237-22	1	O-Ring	27:1	69-6470	2	Bushing-Castor
5:2	237-42	1	O-Ring	28	3234-27	1	Screw-HHF
6	99-3576	1	Hose ASM	29	75-7730	1	Washer-Thrust
7	95-8983	1	Tube ASM	30	302-5	1	Fitting-Grease
8	340-154	1	Union-Bulkhead	31	104-1392	1	Shaft-Pivot
8:1	237-22	2	O-Ring	32	323-6	1	Screw-HH
9	93-6762	1	Switch-Ball	33	323-4	1	Screw-HH
10	108-9033	1	HYD Cylinder ASM	34	63-7400	1	Washer-Rebound
11	3-6498	1	Washer-Thrust	35	3-6781	1	Washer-Thrust
12	99-3574	1	Hose ASM	36	283-71	1	Pin-Lynch
13	340-127	3	Nut-Bulkhead	37	95-8613	1	Bracket-Switch
14	93-9151	1	Fitting-HYD	38	3229-1	2	Screw-CARR
14:1	237-30	2	O-Ring	39	3217-5	2	Nut-Hex
15	99-3578	1	Hose ASM	41	3253-3	2	Washer-Lock
16	99-3577	1	Hose ASM	42	104-0453-03	1	Guard
17	95-8980	1	Tube ASM	43	322-12	2	Screw-HH
18	95-8981	1	Tube ASM	44	322-3	2	Screw-HH
19	95-8982	1	Tube ASM	45	32128-20	4	Nut-HF
20	93-2509	2	Clamp-Tube	46	32120-93	3	Ring-Retaining
21	3256-22	6	Washer-Flat	47	95-8575	1	Pin

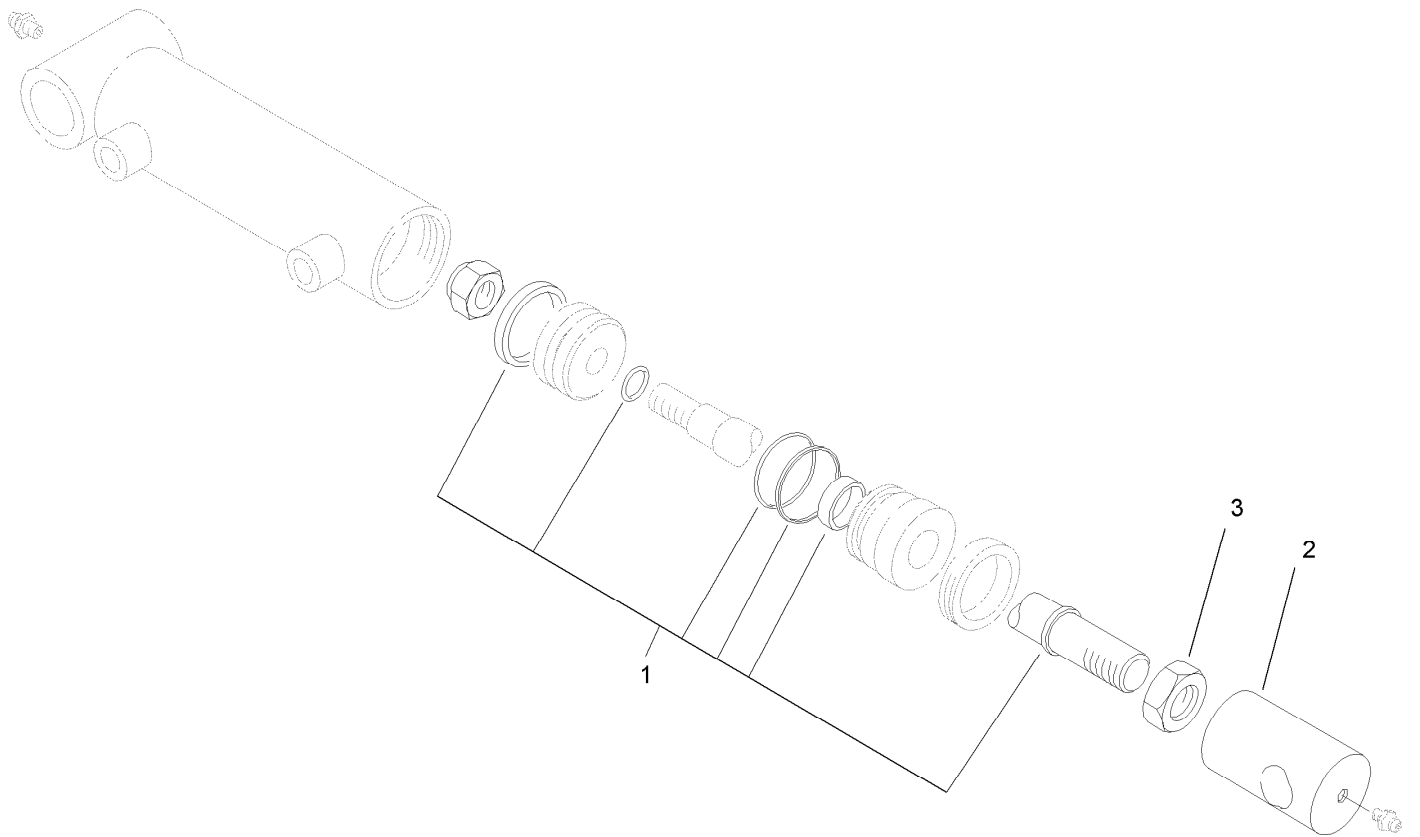
● Not illustrated



Lift Arm Hydraulic Assembly (continued)

Ref.	Part Number	Qty.	Description
48	63-0070	1	Spacer
99	3290-379	1	Tie-Cable ●

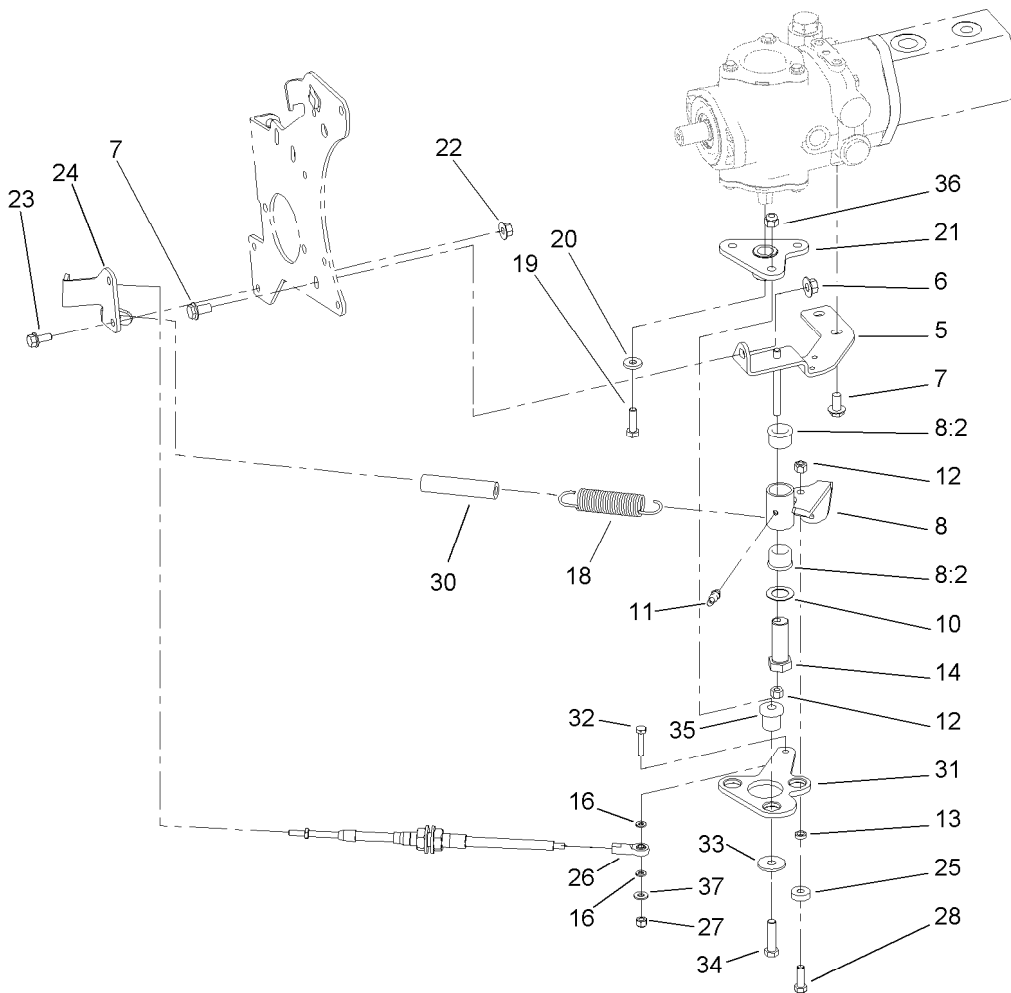
● Not illustrated



Hydraulic Cylinder Assembly No. 108-9033

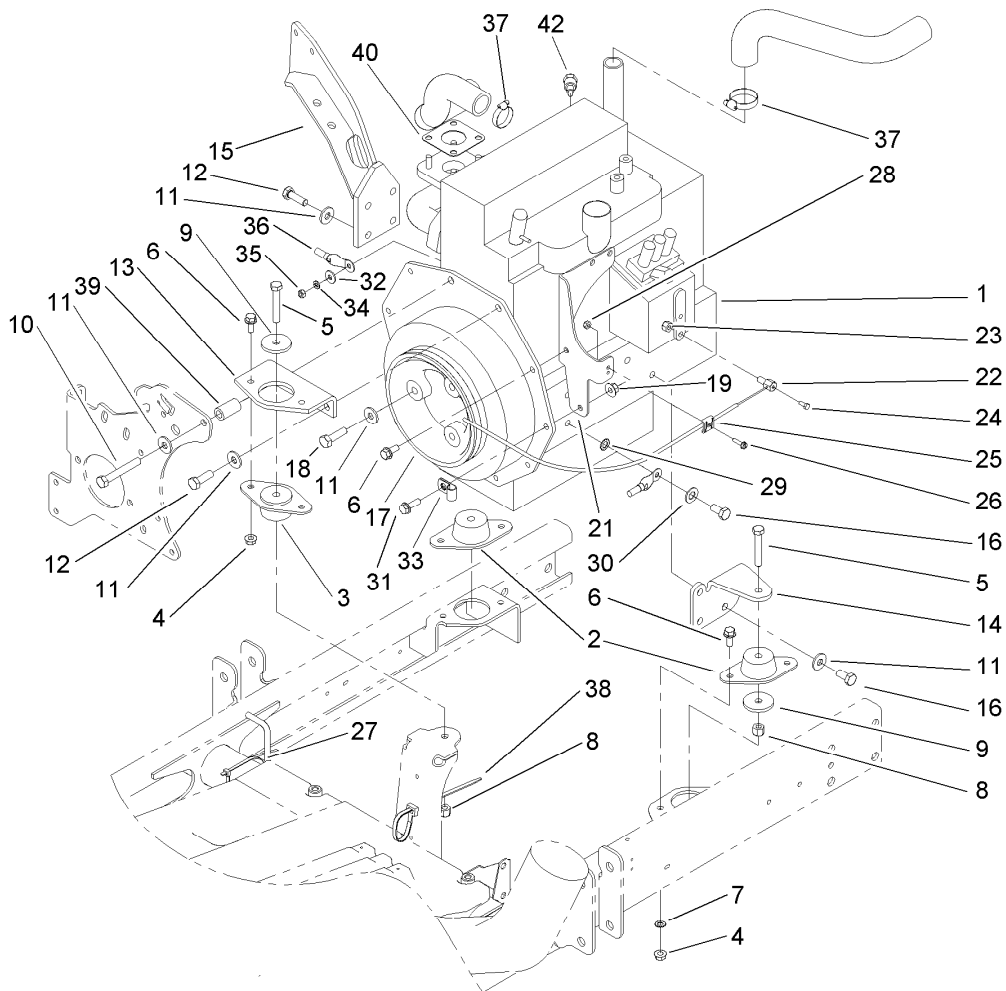
<i>Ref.</i>	<i>Part Number</i>	<i>Qty.</i>	<i>Description</i>
1	99-8163	1	Seal Kit
1:1		1	Uniring ●
1:2		1	Seal-Dust ●
1:3		1	Seal-Dust ●
1:4		1	Washer-Back-Up ●
1:5		1	Seal-Dust ●
1:6		1	Seal-Rod ●
2	108-9035	1	Clevis
3	3220-7	1	Nut-Jam

● Not serviced separately



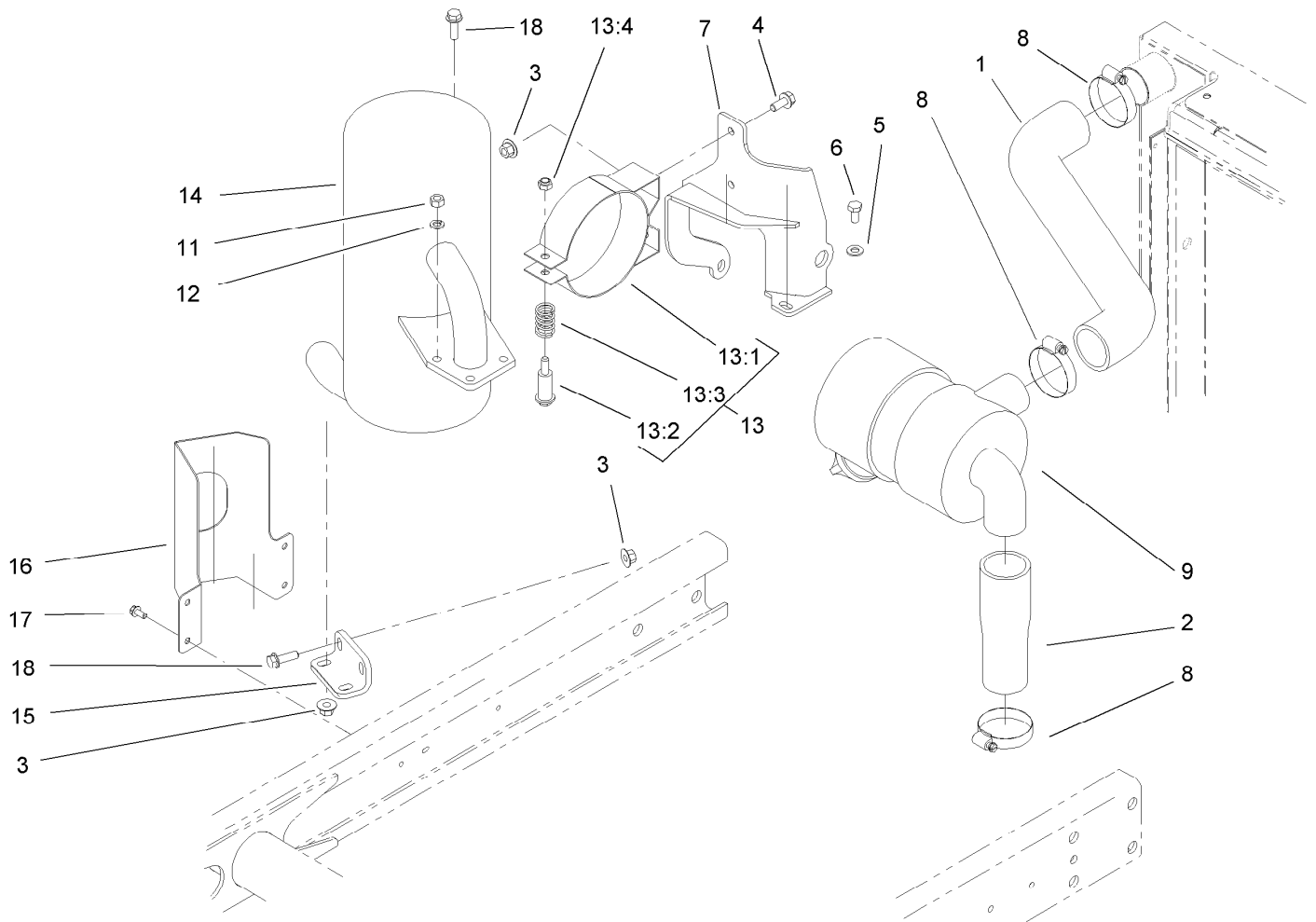
Neutral Arm Assembly

<i>Ref.</i>	<i>Part Number</i>	<i>Qty.</i>	<i>Description</i>	<i>Ref.</i>	<i>Part Number</i>	<i>Qty.</i>	<i>Description</i>
5	95-8960-03	1	Bracket-Neutral	22	32128-44	2	Nut
6	32128-43	1	Nut-Flange	23	3234-5	2	Screw-HHF
7	3234-1	3	Screw-HHF	24	104-0464-03	1	Bracket-Support, Cable
8	104-0422	1	Neutral Arm ASM	25	251-259	1	Bearing-Ball
8:2	256-113	2	Bushing-Flange	26	2411-41	1	Rod End-Ball Joint
10	3-6498	1	Washer-Thrust	27	3296-42	1	Nut-Lock, NI
11	302-60	1	Fitting-Grease	28	3274-104	1	Screw-HSBH
12	3296-29	2	Nut-Lock, NI	30	99-3556	1	Hose
13	100-4817	1	Spacer-Bearing	31	99-3594-03	1	Lever-Pump
14	76-8640	1	Stud-Traction	32	321-8	1	Screw-HH
16	33093-00	2	Washer-Flat	33	2844	3	Washer
18	94-1369	1	Spring-Extension	34	95-3857	3	Screw-HSBH
19	3210-6	1	Screw-HH	35	63-9750	3	Mount
20	88-7200	1	Washer-Flat	36	3296-39	3	Nut-Lock, NI
21	99-3598-03	1	Hub ASM	37	3256-22	1	Washer-Flat



Engine Assembly

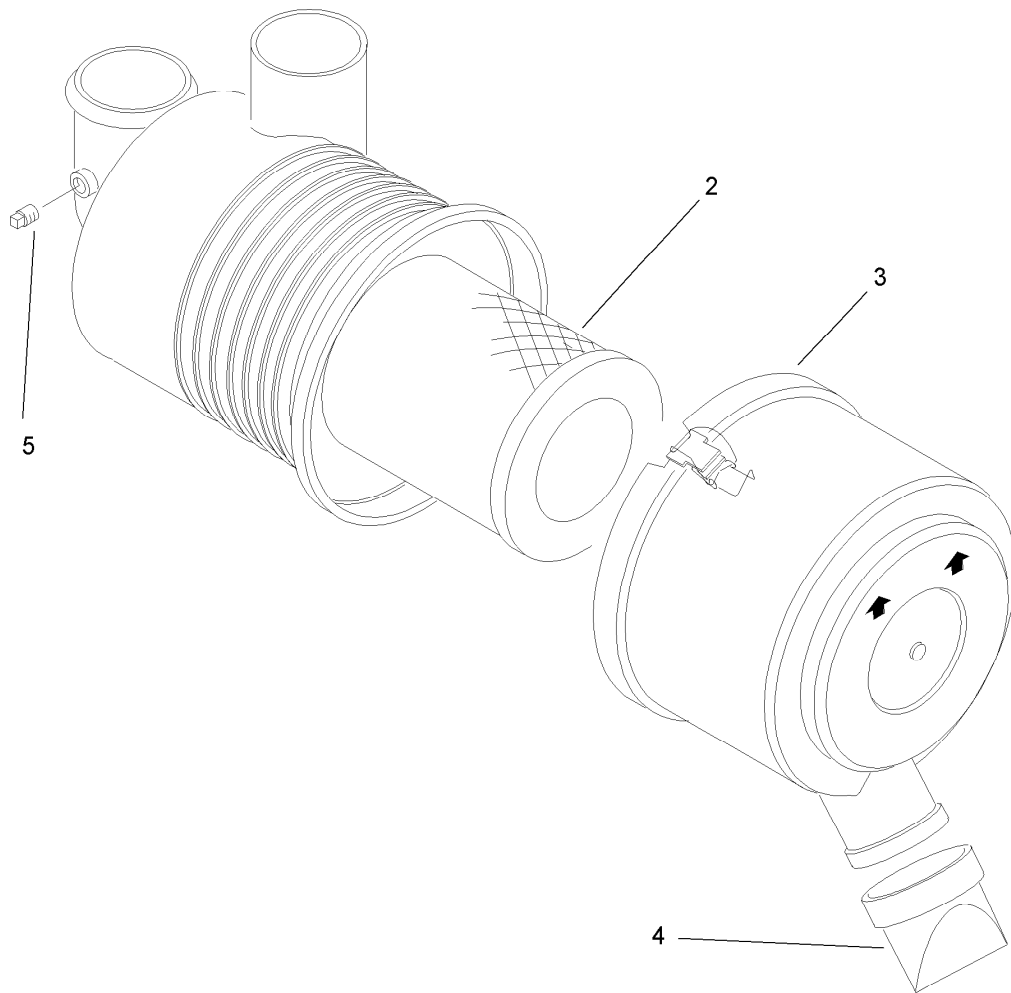
<i>Ref.</i>	<i>Part Number</i>	<i>Qty.</i>	<i>Description</i>	<i>Ref.</i>	<i>Part Number</i>	<i>Qty.</i>	<i>Description</i>
1	107-7830	1	Engine-Diesel	22	98-9311	1	Swivel-Throttle
2	83-1030	2	Mount-Engine	23	3296-20	1	Nut-Lock, NI
3	93-5265	1	Mount-Engine	24	25-8640	1	Screw-HH
4	32128-20	6	Nut-HF	25	81-1690	1	Clamp-Cable
5	323-11	3	Screw-HH	26	32105-13	1	Screw-HWH
6	3234-5	7	Screw-HHF	27	3290-379	2	Tie-Cable
7	3255-8	1	Washer-Lock	28	3296-2	1	Nut-Lock, NI
8	3296-39	3	Nut-Lock, NI	29	3255-9	1	Washer-Lock
9	80-8560	3	Washer-Hardened	30	3256-25	1	Washer-Flat
10	42-9370	1	Screw-HH	31	3234-17	1	Screw-HHF
11	80-6990	12	Washer-Hardened	32	3256-78	1	Washer-Flat
12	95-8812	5	Screw-HH	33	2412-10	1	R-Clamp
13	95-8926-03	1	Mount-Engine, Front	34	43-5930	1	Washer-Lock, Spring
14	95-8937-03	1	Mount-Engine, LH	35	48-7890	1	Nut-Hex
15	100-4838-03	1	Mount-Engine	36	99-3441	1	Harness-Wire, Fusible Link
16	63-7790	4	Screw-Cap	37	2412-34	2	Clamp-Hose
17	99-3412-03	1	Pulley	38	3290-378	1	Tie-Cable
18	56-2140	3	Screw-HH	39	95-8736	1	Spacer
19	32128-44	2	Nut	40	98-9611	1	Gasket
21	100-4867-03	1	Support-Throttle, Filter	42	99-3582	1	Thermoswitch



Air Cleaner and Muffler Assembly

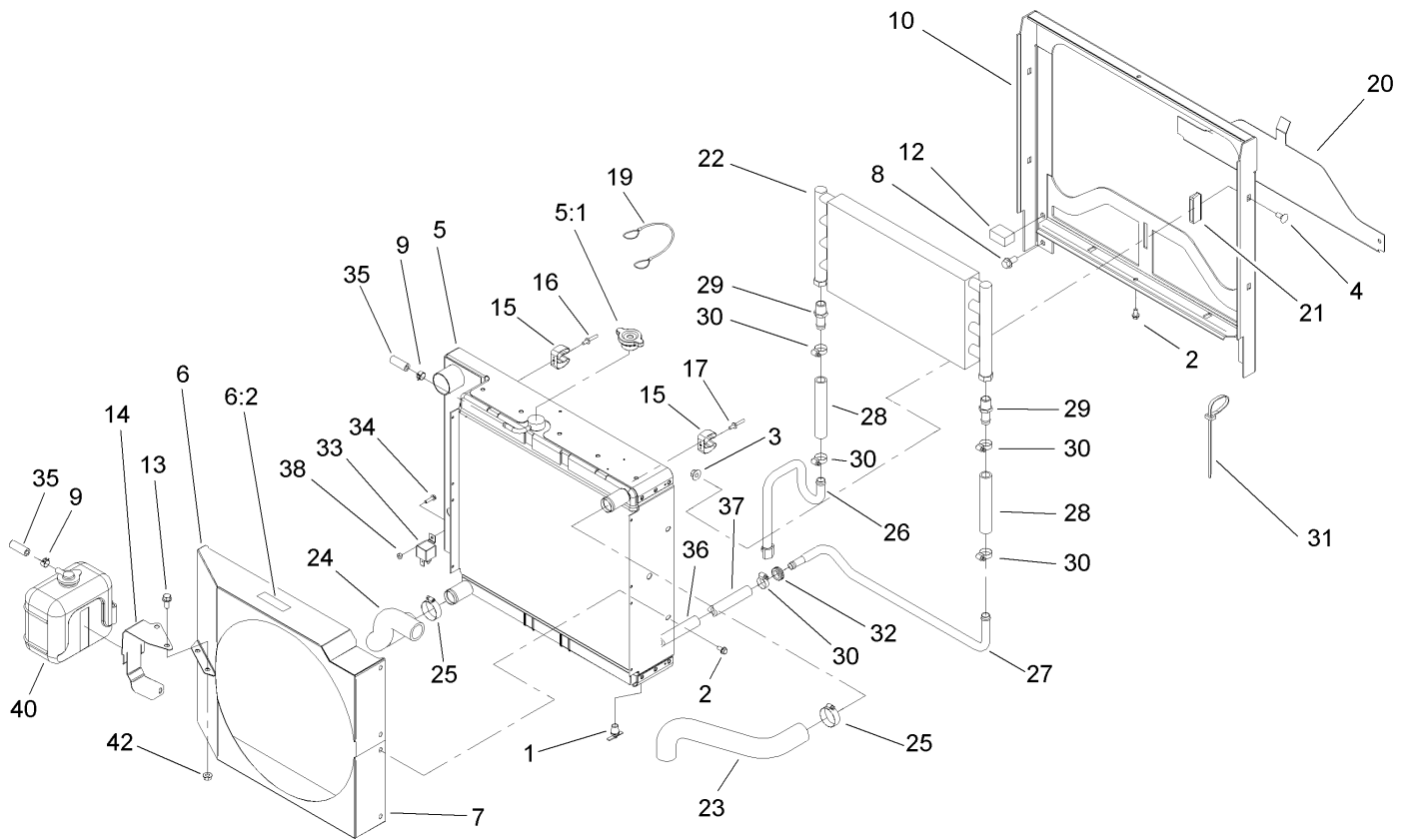
Ref.	Part Number	Qty.	Description
1	95-8946	1	Hose-Upper, Air Inlet
2	95-8947	1	Hose-Lower, Air Inlet
3	32128-44	6	Nut
4	3234-5	3	Screw-HHF
5	3256-23	2	Washer-Flat
6	33114-016	2	Screw-HH
7	99-3355-03	1	Bracket-Filter, Air
8	2412-92	4	Clamp-Hose
9	93-2190	1	Air Cleaner ASM
11	33014-00	4	Nut-Hex
12	3253-4	4	Washer-Lock
13	93-2191	1	Band-Mounting, Air Cleaner
13:1		1	Clamp ASM ●
13:2	94-3653	1	Bolt
13:3	94-3654	1	Spring
13:4	48-9510	1	Nut
14	104-4834	1	Muffler
15	95-8943-03	1	Bracket-Muffler
16	99-3425-03	1	Guard-Exhaust
17	32144-4	4	Screw-HWH
18	3234-17	3	Screw-HHF

● Not serviced separately



Air Cleaner Assembly No. 93-2190

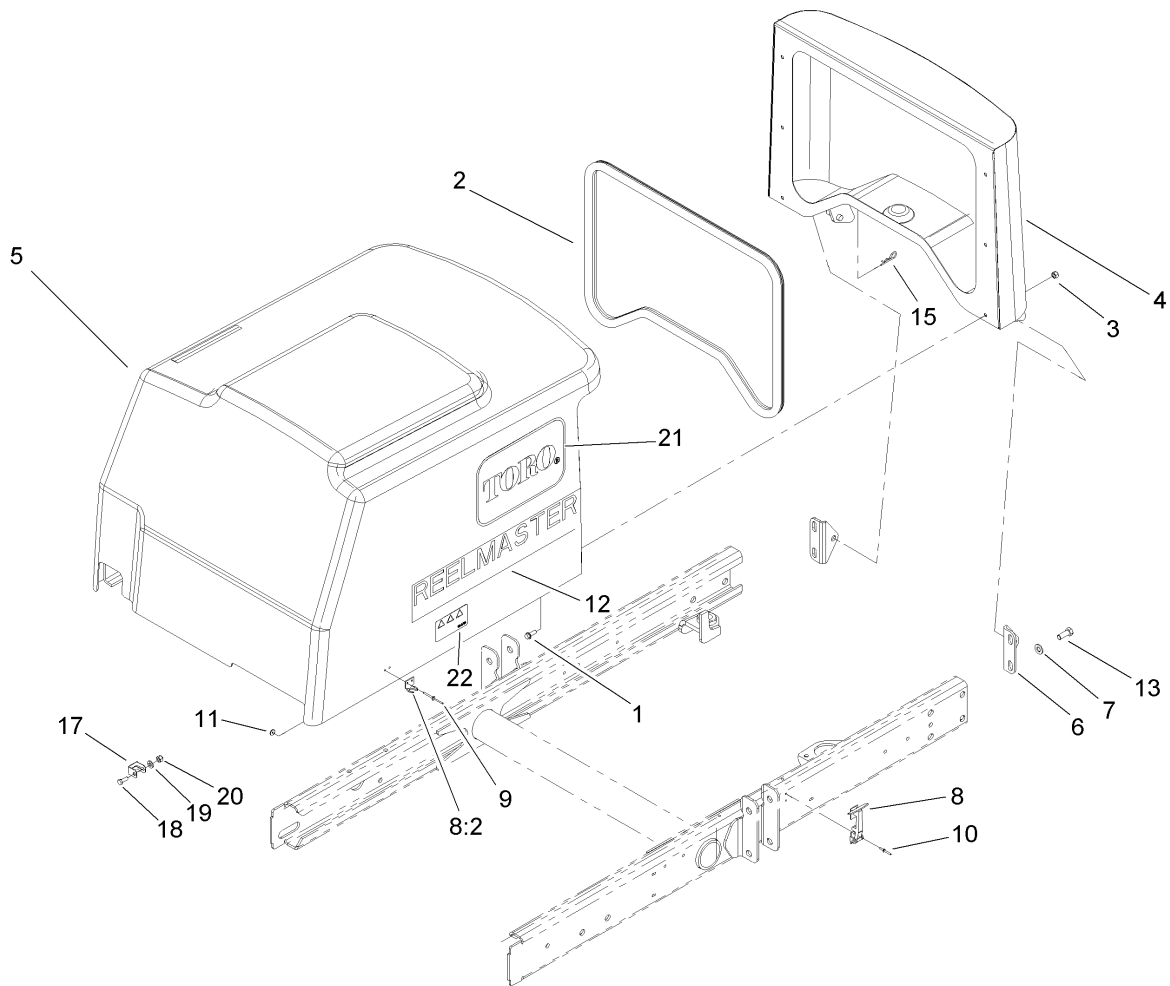
<i>Ref.</i>	<i>Part Number</i>	<i>Qty.</i>	<i>Description</i>
2	108-3811	1	Filter-Air
3	94-3652	1	Cover ASM
4	87-9400	1	Valve-Vacuator
5	285-17	1	Plug-Pipe



Radiator Assembly

<i>Ref.</i>	<i>Part Number</i>	<i>Qty.</i>	<i>Description</i>	<i>Ref.</i>	<i>Part Number</i>	<i>Qty.</i>	<i>Description</i>
1	304-46	1	Draincock	22	75-1040	1	Cooler-Oil
2	32104-116	11	Screw	23	95-8944	1	Hose-Radiator, Upper
3	32128-44	4	Nut	24	95-8945	1	Hose-Radiator, Lower
4	3230-1	4	Bolt-CARR	25	2412-34	2	Clamp-Hose
5	95-8934	1	Radiator	26	95-8704	1	Tube-HYD
5:1	93-5957	1	Cap-Radiator	27	95-8705	1	Tube-HYD
6	99-3580	1	Shroud-Fan, Top	28	95-8706	2	Hose-HYD
6:2	93-6681	1	Decal-Warning, Fan	29	95-8710	2	Fitting-Barb
7	99-3360-03	1	Shroud-Fan, Bottom	30	2412-36	5	Clamp-Hose
8	3234-1	4	Screw-HHF	31	3290-378	2	Tie-Cable
9	92-2379	2	Clamp-Hose	32	99-3481	2	Grommet
10	100-4903-03	1	Radiator Frame ASM	33	99-7435	1	Relay-Power
12	95-8962	2	Seal-Foam, Radiator	34	32105-13	1	Screw-HWH
13	3234-5	2	Screw-HHF	35	63-9640	1	Hose
14	95-8879-03	1	Bracket-Reservoir	36	56-7985	1	Sleeve-Protective
15	95-8939	2	Spring-Clip	37	99-3500	1	Hose
16	3269-22	1	Rivet-Pop	38	32128-17	1	Nut-Lock, Flange
17	3269-23	1	Rivet-Pop	40	104-9318	1	Overflow Bottle ASM
19	99-3390	1	Lanyard	42	32128-20	2	Nut-HF
20	95-8702-03	1	Shield-Radiator, Lower	99	3290-379	1	Tie-Cable ●
21	99-3497	1	Magnet				

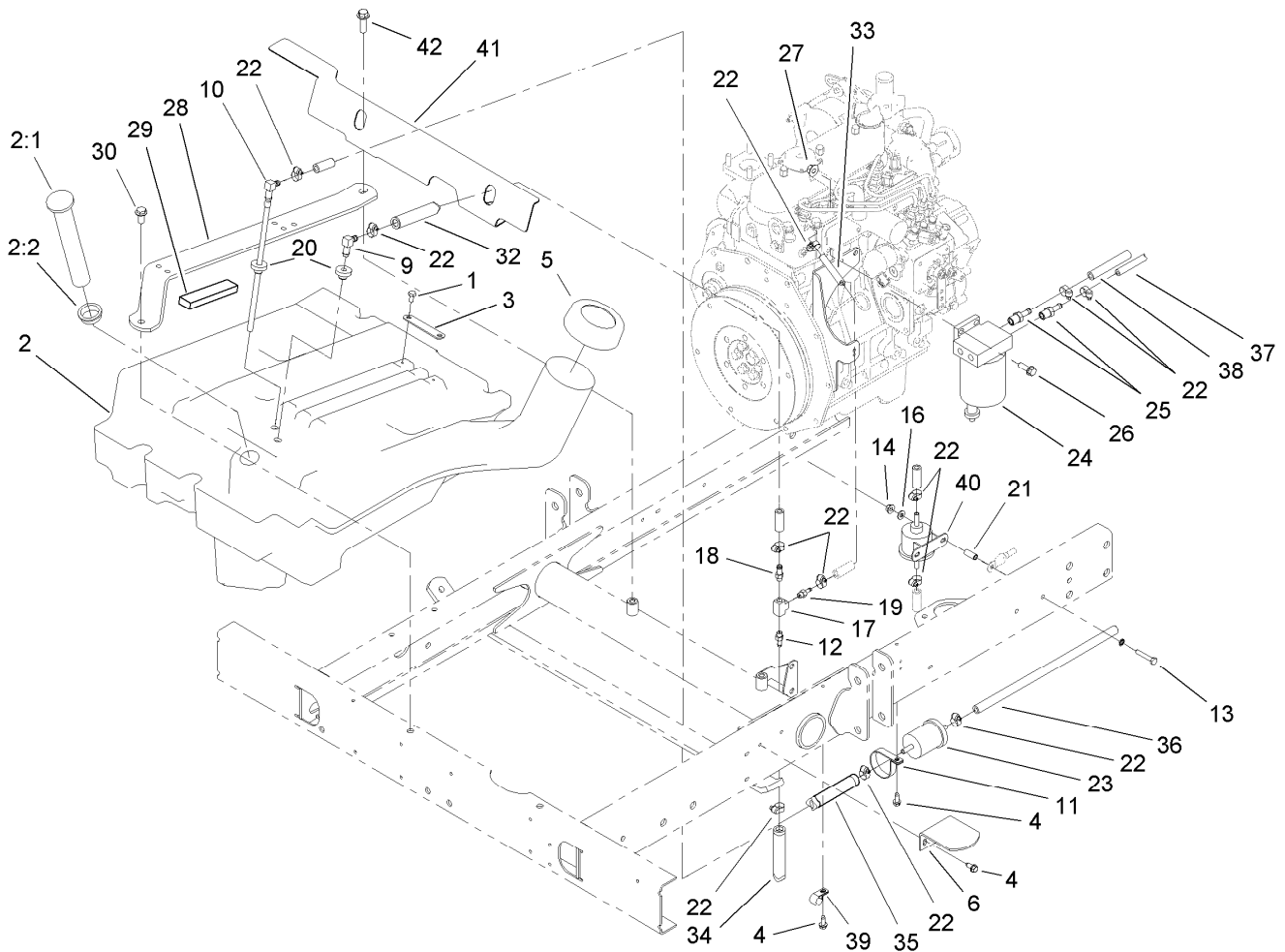
● Not illustrated



Hood Assembly

Ref.	Part Number	Qty.	Description
1	3234-4	6	Screw-HHF
2	95-8809	1	Trim-Seal
3	3296-42	6	Nut-Lock, NI
4	95-8724-03	1	Screen-Hood
5	95-8935	1	Hood ASM
5:1	106-8114	1	Heat Tape Repair Kit ●
6	95-8728	2	Bracket-Pivot, Hood
7	3256-24	8	Washer-Flat
8	59-9740	2	Flex Draw Latch ASM
8:2	249-40	1	Keeper
9	98-7310	4	Rivet
10	3290-55	4	Rivet-Pop
11	3269-10	4	Washer-Back
12	104-5153	2	Decal-Hood
13	323-6	4	Screw-HH
15	3290-467	1	Pin-Hair
17	99-3568	1	Bracket-Lock, Ce
18	321-9	1	Screw-HH
19	3256-22	1	Washer-Flat
20	3296-42	1	Nut-Lock, NI
21	66-6140	2	Decal
22	106-6754	1	Decal-Danger

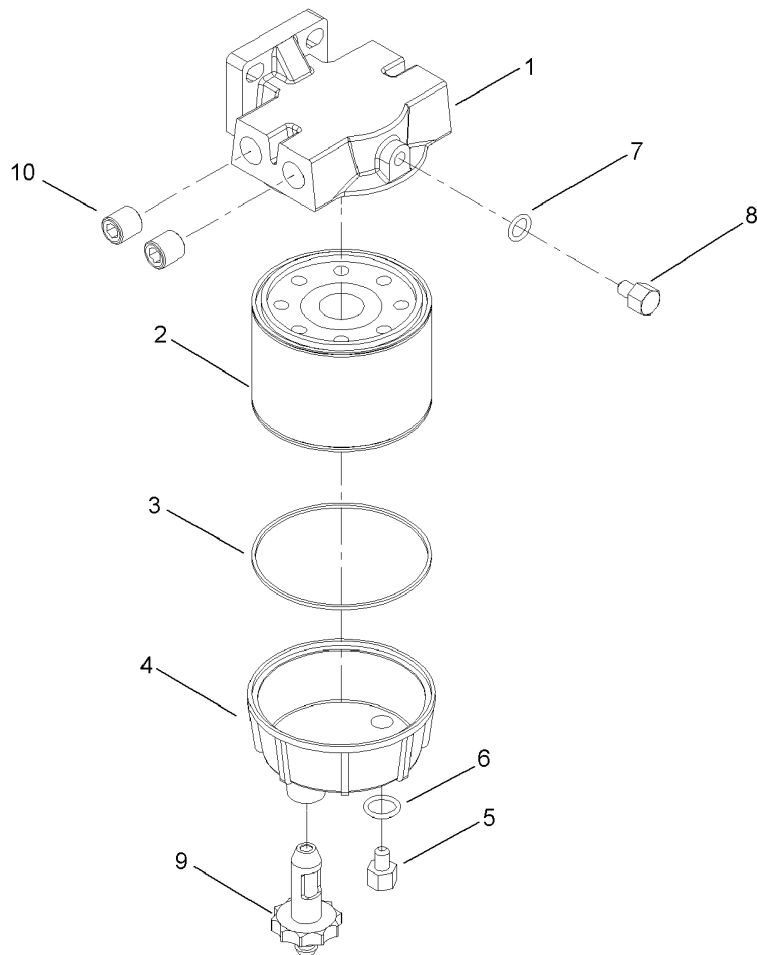
● Not illustrated



Fuel Tank Assembly

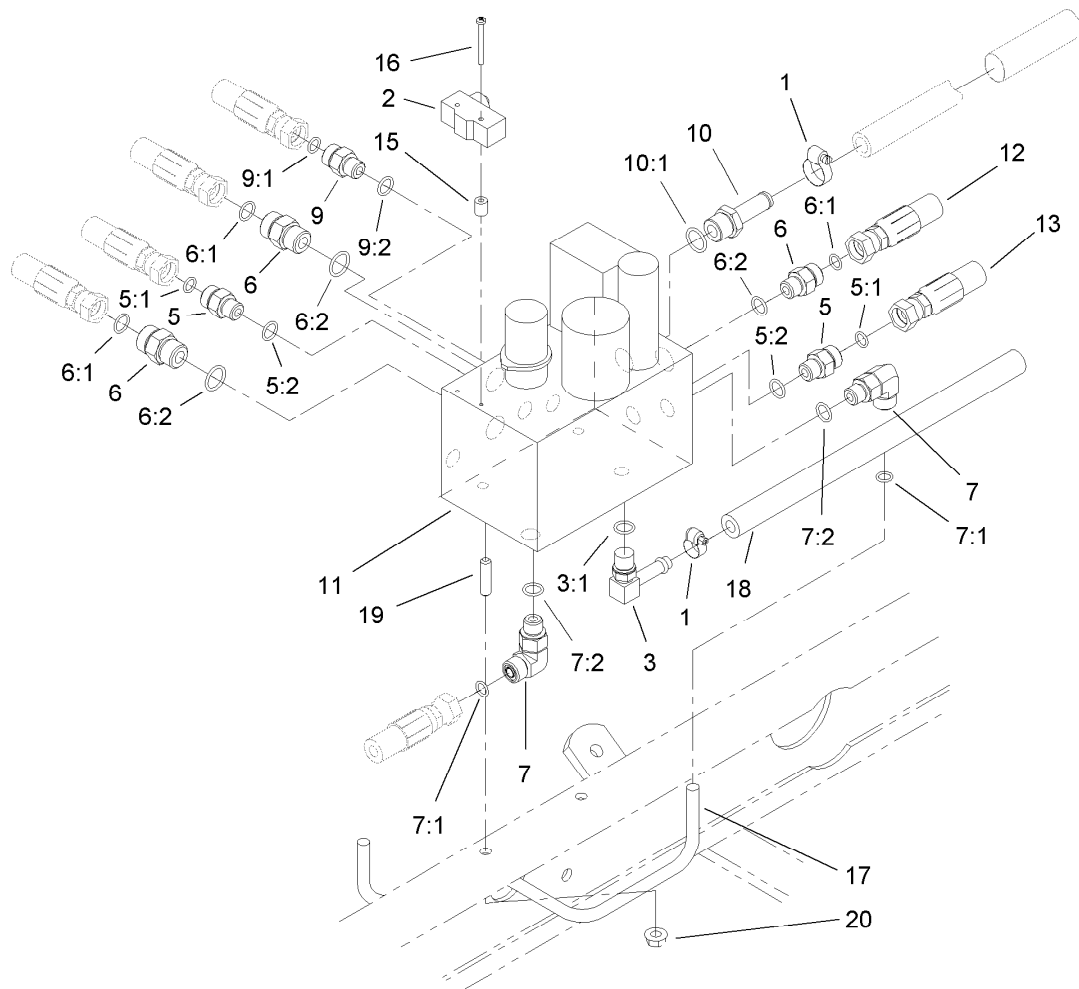
Ref.	Part Number	Qty.	Description	Ref.	Part Number	Qty.	Description
1	321-2	2	Screw-HH	23	98-7612	1	Filter-Fuel
2	95-8620	1	Tank-Fuel	24	98-9305	1	Water / Fuel Filter ASM
2:1	95-8971	1	Guage-Fuel	25	353-783	2	Fitting-Straight
2:2	95-8972	1	Grommet	26	3234-17	2	Screw-HHF
3	95-8881	1	Strap-Line, Fuel	27	32128-44	2	Nut
4	32144-10	4	Screw-HWH	28	104-4847-03	2	Strap-Support, Seat
5	95-4193	1	Diesel Fuel Cap ASM	29	95-8896	2	Foam
6	95-8968-03	1	Support-Tank, Fuel	30	3234-11	2	Screw-HHF
9	46-6550	1	Fitting-Elbow, 90 DEG	32	71-3380	1	Hose-Fuel
10	66-8121	1	Standpipe	33	99-3498	1	Return-Line, Fuel
11	2412-148	1	Clamp-R	34	99-3185	1	Hose-Fuel
12	304-73	1	Connector-Hose	35	71-3383	1	Hose-Fuel
13	321-9	2	Screw-HH	36	104-4848	1	Hose-Fuel
14	32128-33	2	Nut-HF	37	95-4276	1	Hose-Fuel
16	3256-22	2	Washer-Flat	38	104-4857	1	Hose-Fuel
17	354-20	1	Fitting-Tee	39	2412-73	1	Clamp-R
18	354-21	1	Fitting-Barb	40	107-0122	1	Pump-Fuel, Electric
19	354-22	1	Fitting-Barb	41	104-4833-03	1	Shield-Heat
20	46-6560	2	Bushing	42	3234-24	2	Screw-HHF
21	87-4710	2	Spacer-Brake, Parking	99	3290-379	2	Tie-Cable ●
22	2412-108	13	Clamp-Worm				

● Not illustrated



Water and Fuel Filter Assembly No. 98-9305

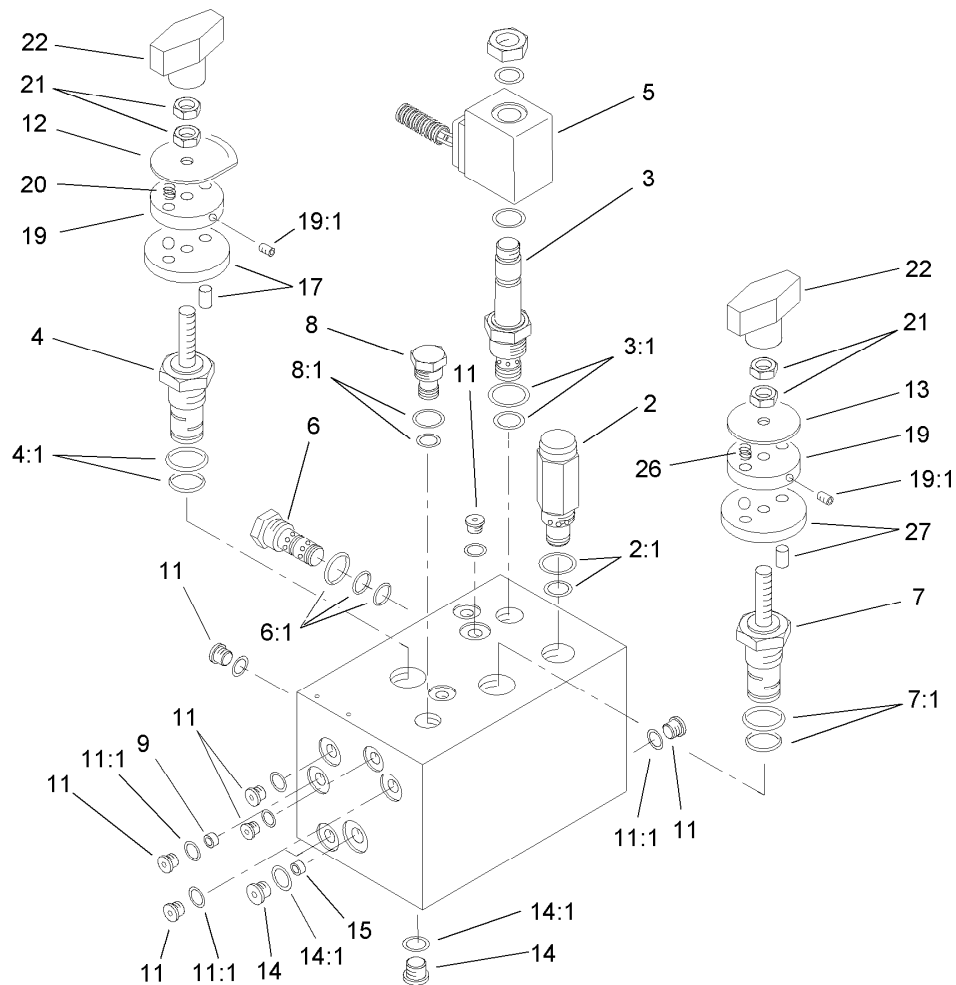
<i>Ref.</i>	<i>Part Number</i>	<i>Qty.</i>	<i>Description</i>
1	98-9772	1	Head-Filter
2	98-9764	1	Element
3	98-9774	1	O-Ring
4	98-9775	1	Base-Filter
5	98-9773	1	Plug-Base, Filter
6	237-42	1	O-Ring
7	237-78	1	O-Ring
8	98-9776	1	Plug-Head, Filter
9	98-9777	1	Drain Valve ASM
10	285-22	2	Plug-Pipe



Manifold Block Assembly

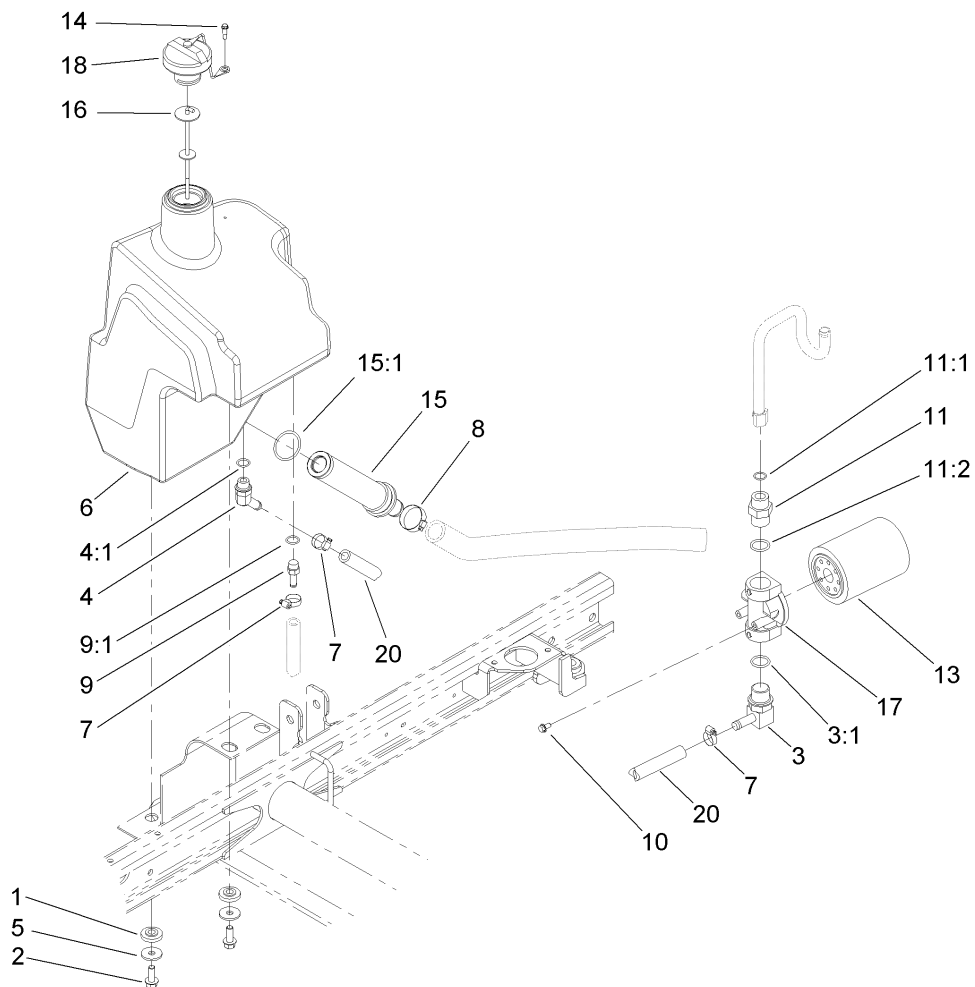
<i>Ref.</i>	<i>Part Number</i>	<i>Qty.</i>	<i>Description</i>
1	2412-36	2	Clamp-Hose
2	29-6162	1	Switch-Micro
3	100-4887	1	Fitting-Barbed, 90 DEG
3:1	237-42	1	O-Ring
5	340-2	3	Fitting-HYD, Straight
5:1	237-22	1	O-Ring
5:2	237-42	1	O-Ring
6	340-4	3	Fitting-HYD, Straight
6:1	237-30	1	O-Ring
6:2	237-79	1	O-Ring
7	340-77	2	Fitting-HYD, 90 DEG
7:1	237-22	1	O-Ring
7:2	237-42	1	O-Ring
9	340-88	1	Adapter

<i>Ref.</i>	<i>Part Number</i>	<i>Qty.</i>	<i>Description</i>
9:1	237-22	1	O-Ring
9:2	237-78	1	O-Ring
10	354-121	1	Fitting-Straight
10:1	237-79	1	O-Ring
11	104-4841	1	HYD Manifold ASM
12	95-8829	1	Hose ASM
13	106-4197	1	Hose ASM
15	95-8762	2	Spacer
16	3250-46	2	Screw-PPH
17	99-3551	1	Tube ASM
18	104-4846	1	Hose
19	104-0430	2	Stud
20	32128-20	2	Nut-HF



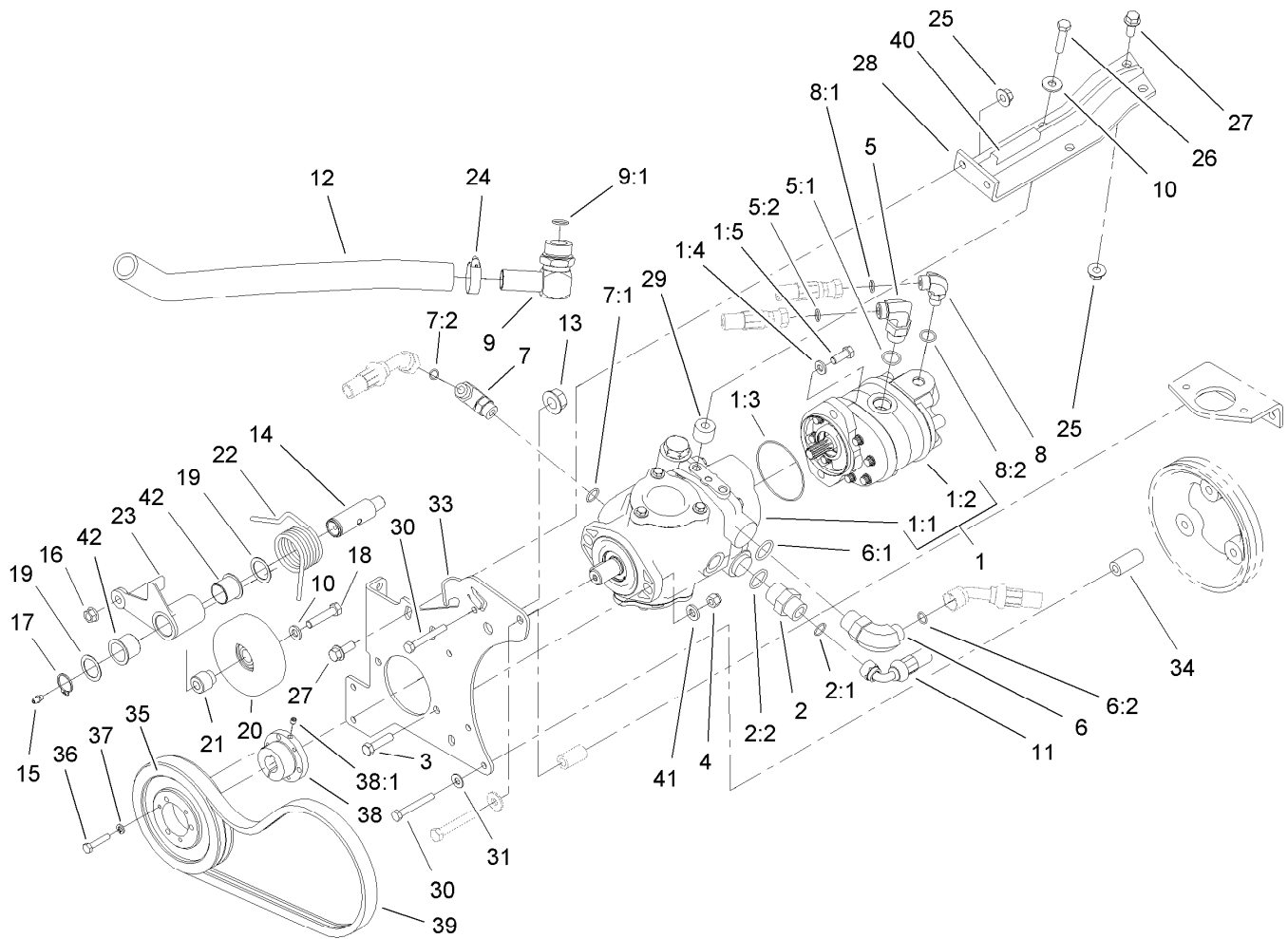
Hydraulic Manifold Assembly No. 104-4841

<i>Ref.</i>	<i>Part Number</i>	<i>Qty.</i>	<i>Description</i>	<i>Ref.</i>	<i>Part Number</i>	<i>Qty.</i>	<i>Description</i>
2	94-3655	1	Valve-Relief	11:1	237-78	1	O-Ring
2:1	95-5645	1	Seal Kit	12	99-3543	1	Plate-Indicator
3	93-7494	1	Cartridge	13	94-5026	1	Plate-Indicator
3:1	95-5645	1	Seal Kit	14	353-989	3	Plug-Hex, Hollow
4	94-3657	1	Spool ASM	14:1	237-42	1	O-Ring
4:1	106-1091	1	Seal Kit	15	99-3544	1	Plug
5	83-2010	1	Coil ASM	17	94-5021	1	Plate-Locating
6	95-5634	1	Cartridge-Logic, Spool	19	94-5023	2	Plate-Detent
6:1	69-4240	1	Seal Kit	19:1	3245-36	1	Screw-Set, HSH
7	94-3659	1	Control-Flow, Rotary	20	94-5024	2	Spring
7:1	95-5645	1	Seal Kit	21	3218-1	4	Nut-Jam
8	99-3542	1	Cartridge-Plug, Cavity	22	94-5020	2	Knob ASM
8:1	69-4240	1	Seal Kit	26	94-5027	2	Spring
9	106-9084	1	Plug-Orifice	27	94-5025	1	Plate-Locating
11	353-990	2	Plug				



Hydraulic Tank Assembly

<i>Ref.</i>	<i>Part Number</i>	<i>Qty.</i>	<i>Description</i>
1	240-11	4	Bushing-Flange
2	3234-11	4	Screw-HHF
3	95-8814	1	Fitting-Barbed, 90 DEG
3:1	237-81	1	O-Ring
4	354-126	1	Fitting-HYD, 45 DEG
4:1	237-79	1	O-Ring
5	63-8410	4	Washer
6	104-4840	1	Tank-HYD
7	2412-36	3	Clamp-Hose
8	2412-34	1	Clamp-Hose
9	353-979	1	Fitting-Straight
9:1	237-42	1	O-Ring
10	3234-13	2	Screw-HHF
11	340-8	1	Adapter
11:1	237-65	1	O-Ring
11:2	237-81	1	O-Ring
13	54-0110	1	Filter-Oil, Transmission
14	57-5420	1	Screw-Shoulder
15	104-7546	1	Strainer-Tank
15:1	340-136	1	O-Ring
16	75-3710	1	Dipstick
17	92-5821	1	Filter Head ASM
18	93-7160	1	Cap-Oil, HYD
20	99-3501	1	Hose

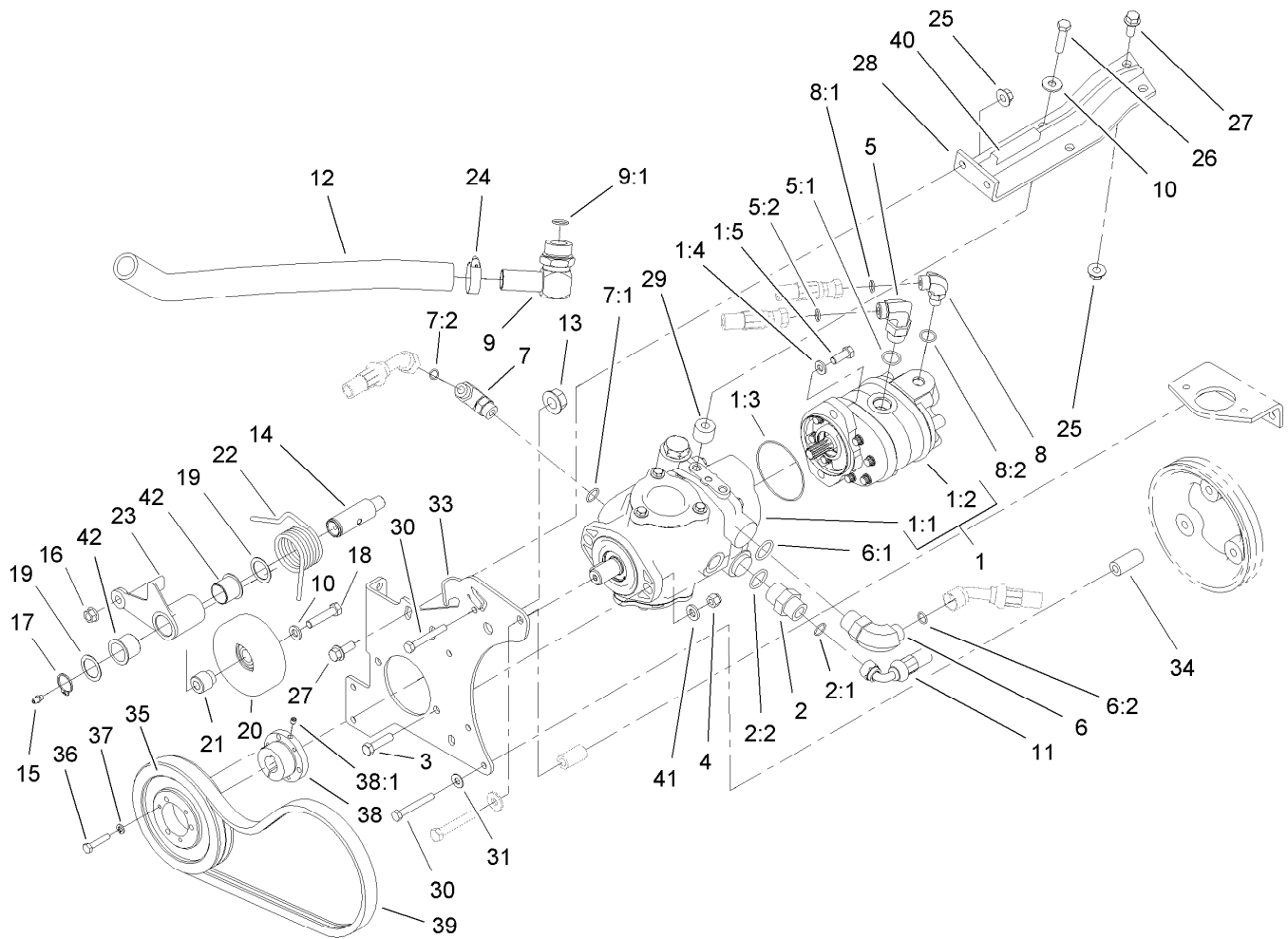


Hydrostat Assembly

Ref.	Part Number	Qty.	Description
1		1	Tandem Pump ASM ●
1:1	104-4890	1	Piston Pump ASM
1:2	95-8601	1	Gear Pump ASM
1:3	60-3520	1	O-Ring
1:4	3256-24	2	Washer-Flat
1:5	3274-1	2	Screw-HSH
2	340-8	1	Adapter
2:1	237-65	1	O-Ring
2:2	237-81	1	O-Ring
3	323-8	2	Screw-HH
4	3296-39	2	Nut-Lock, NI
5	340-105	1	Fitting-HYD, 90 DEG
5:1	237-80	1	O-Ring
5:2	237-30	1	O-Ring
6	340-139	1	Fitting-HYD, 90 DEG
6:1	237-81	1	O-Ring
6:2	237-65	1	O-Ring
7	340-18	1	Fitting-HYD, 90 DEG
7:1	237-79	1	O-Ring
7:2	237-22	1	O-Ring
8	340-77	1	Fitting-HYD, 90 DEG
8:1	237-22	1	O-Ring
8:2	237-42	1	O-Ring
9	56-9530	1	Fitting-HYD, 90 DEG
9:1	237-117	1	O-Ring
10	80-6990	3	Washer-Hardened

Ref.	Part Number	Qty.	Description
11	105-1214	1	Hose ASM
12	104-4845	1	Hose-Suction
13	32128-54	1	Nut-HF
14	99-3529	1	Shaft-Pivot, Idler
15	302-5	1	Fitting-Grease
16	32128-21	1	Nut-HF
17	32151-36	1	Ring-Retaining
18	323-10	1	Screw-HH
19	74-1810	2	Washer
20	95-8802	1	Pulley-Idler
21	95-8806	1	Spacer
22	95-8917	1	Spring-Torsion
23	99-3623-03	1	Arm-Idler
24	2412-34	1	Clamp-Hose
25	32128-43	4	Nut-Flange
26	323-19	2	Screw-HH
27	3234-11	4	Screw-HHF
28	99-3436-03	1	Support-Pump
29	99-3440	2	Spacer
30	33114-060	4	Screw-HH
31	87-8640	3	Washer-Flat
33	95-8933-03	1	Plate-Mount, Pump
34	95-8941	4	Spacer-Mount, Pump
35	93-6841	1	Pulley
36	321-13	3	Screw-HH
37	3253-3	3	Washer-Lock

● Not serviced separately

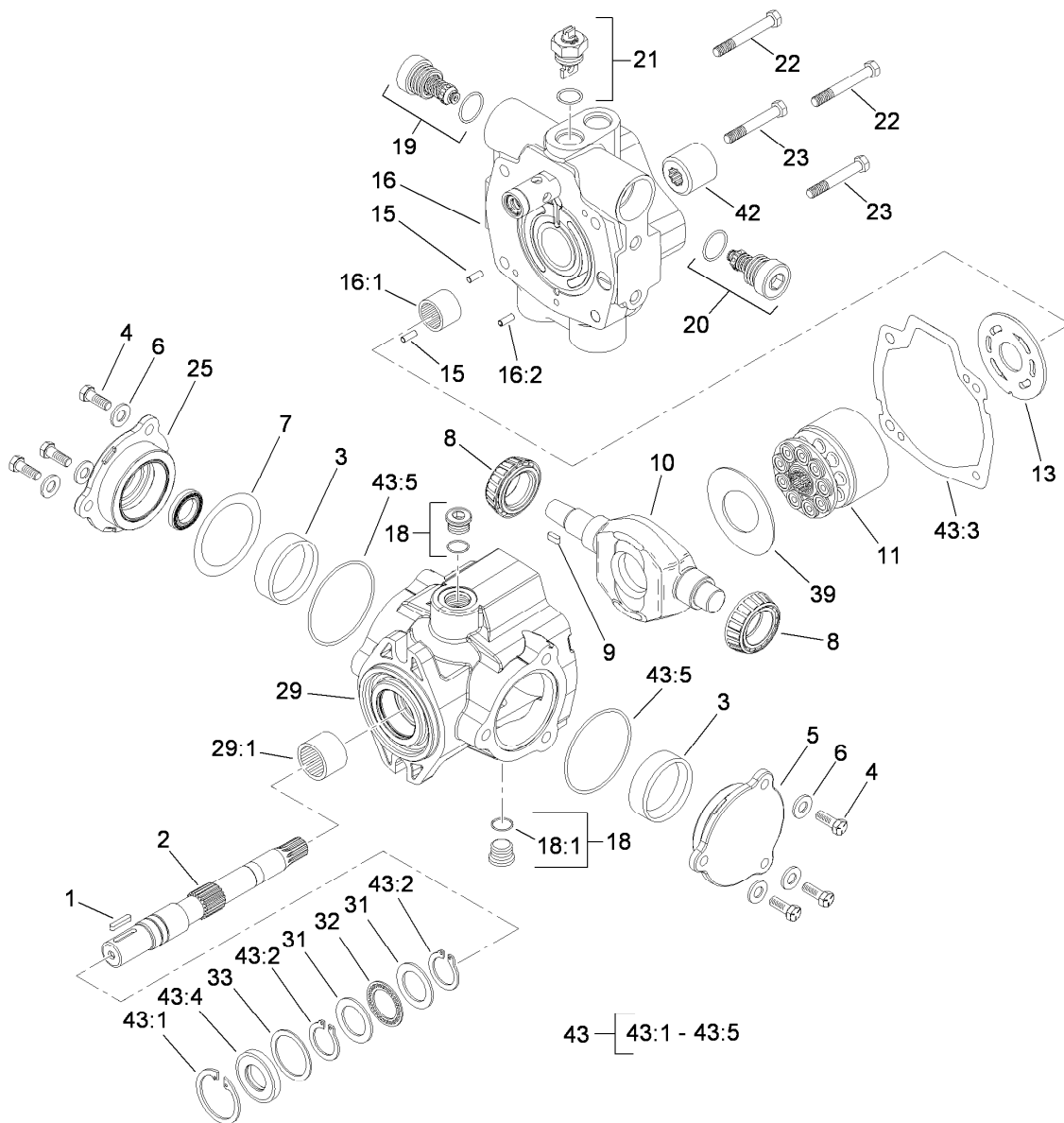


Hydrostat Assembly (continued)

<i>Ref.</i>	<i>Part Number</i>	<i>Qty.</i>	<i>Description</i>
38	93-6842	1	Bushing-Lock, Taper
38:1	3245-36	1	Screw-Set, HSH
39	95-8730	1	V-Belt

<i>Ref.</i>	<i>Part Number</i>	<i>Qty.</i>	<i>Description</i>
40	70-2041	1	Trim
41	100-4852	2	Washer-Hardened
42	99-3631	2	Bushing-Flange

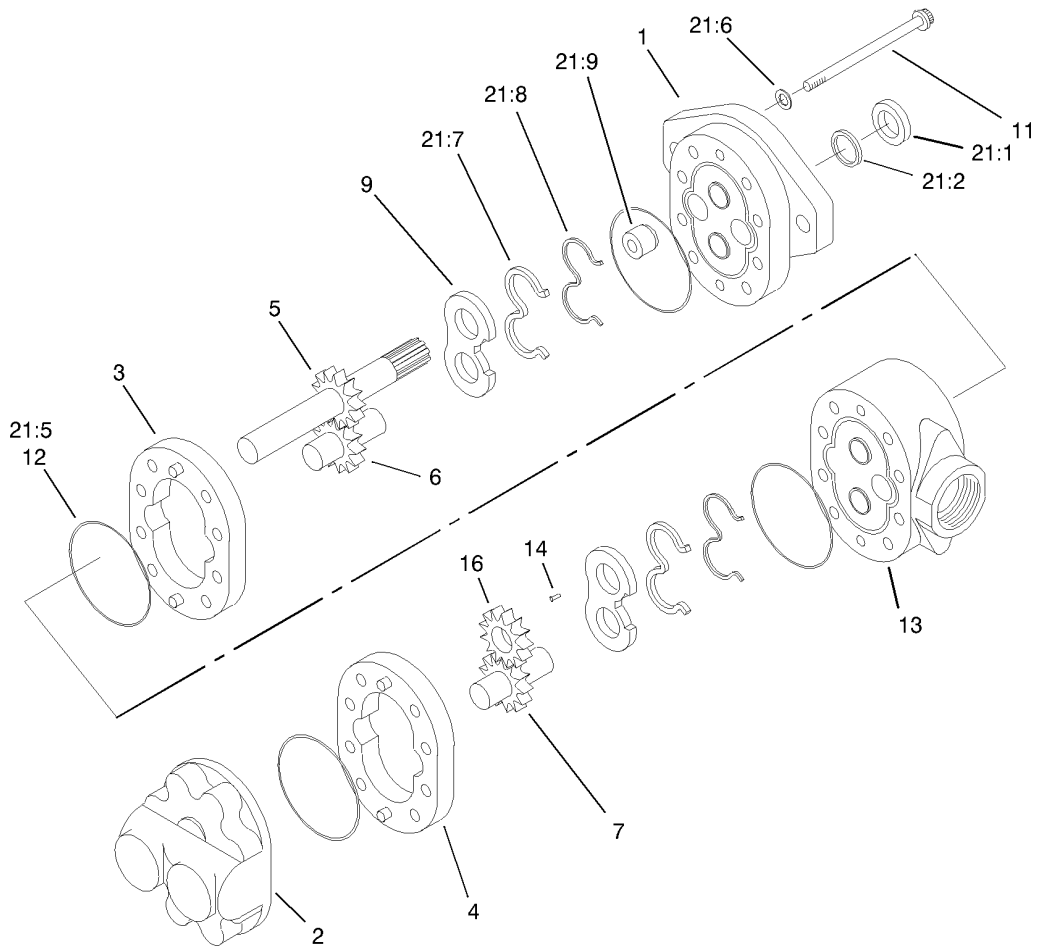
● Not serviced separately



Piston Pump Assembly No. 104-4890

Ref.	Part Number	Qty.	Description	Ref.	Part Number	Qty.	Description
1	94-3645	1	Key	20	105-3812	1	Valve-Check
2	94-6359	1	Shaft-Drive	21	105-3811	1	Valve-Bypass
3	104-4046	2	Bearing-Cup	22	76-6170	2	Capscrew
4	98-4640	6	Screw-Cap	23	76-6160	2	Capscrew
5	98-4644	1	Plate-Cover	25	98-4645	1	Plate-Cover
6	105-9762	6	Washer	29	100-3176	1	Housing ASM
7	100-3182	2	Shim Kit	29:1	94-6363	1	Bearing
8	98-4639	2	Bearing-Cone	31	252-71	2	Washer-Thrust
9	94-3646	1	Key	32	252-66	1	Bearing-Thrust
10	104-4888	1	Swashplate	33	33-3720	1	Washer
11	76-6070	1	Rotating Kit	39	98-4635	1	Insert-Plate, Cam
13	104-0429	1	Plate-Valve	42	74-9040	1	Coupler
15	76-6150	2	Pin-Dowel	43	104-4868	1	Seal Repair Kit
16	105-3813	1	Endcover Sub ASM	43:1	32151-13	1	Ring-Retaining
16:1	94-6368	1	Bearing	43:2	32151-29	1	Ring-Retaining
16:2		1	Pin-Roll ●	43:3	33-4930	1	Gasket-Housing
18	74-9280	2	Plug ASM	43:4	104-4861	1	Seal-Shaft
18:1		1	O-Ring ●	43:5	100-3179	1	O-Ring
19	104-4889	1	Relief Valve ASM				

● Not serviced separately

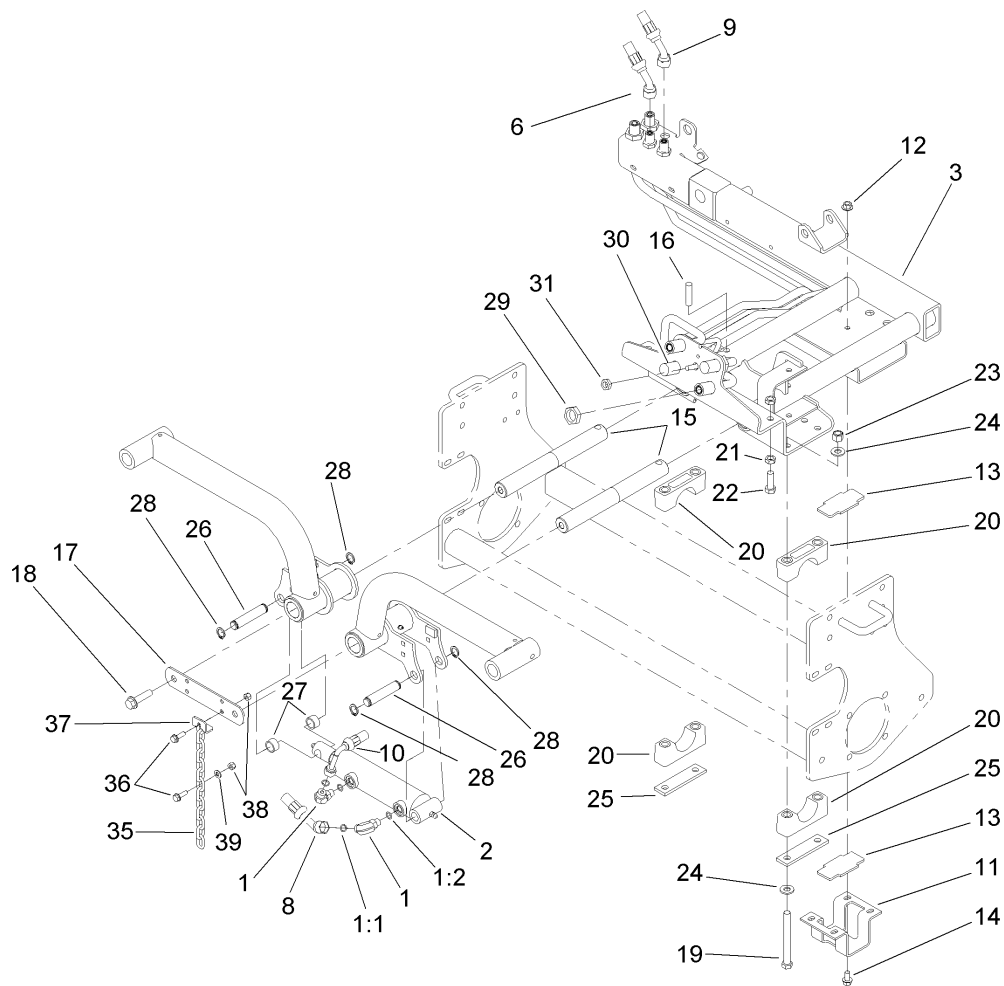


Gear Pump Assembly No. 95-8601

Ref.	Part Number	Qty.	Description
1		1	Plate-Front ■
2		1	Plate-Back ■
3		1	Body ■
4	95-4364	1	Body
5		1	Gear-Drive ■
6		1	Gear-Idler ■
7	95-4366	1	Gear-Idler
9	95-4368	2	Plate-Wear
11	94-8158	8	Screw-Cap
12		4	Seal-Dust ■
13		1	Plate-Adapter ■
14		1	Key ■
16	95-4373	1	Gear-Fit, Slip
21	94-8161	1	Seal Repair Kit ●
21:1	49-2640	1	Seal-Shaft
21:2	60-5890	1	Washer
21:5		4	Seal-Dust ■
21:6	94-8160	4	Washer
21:7	95-4369	2	Seal-Pressure
21:8	95-4367	2	Gasket-Backup
21:9	94-3011	1	Plug

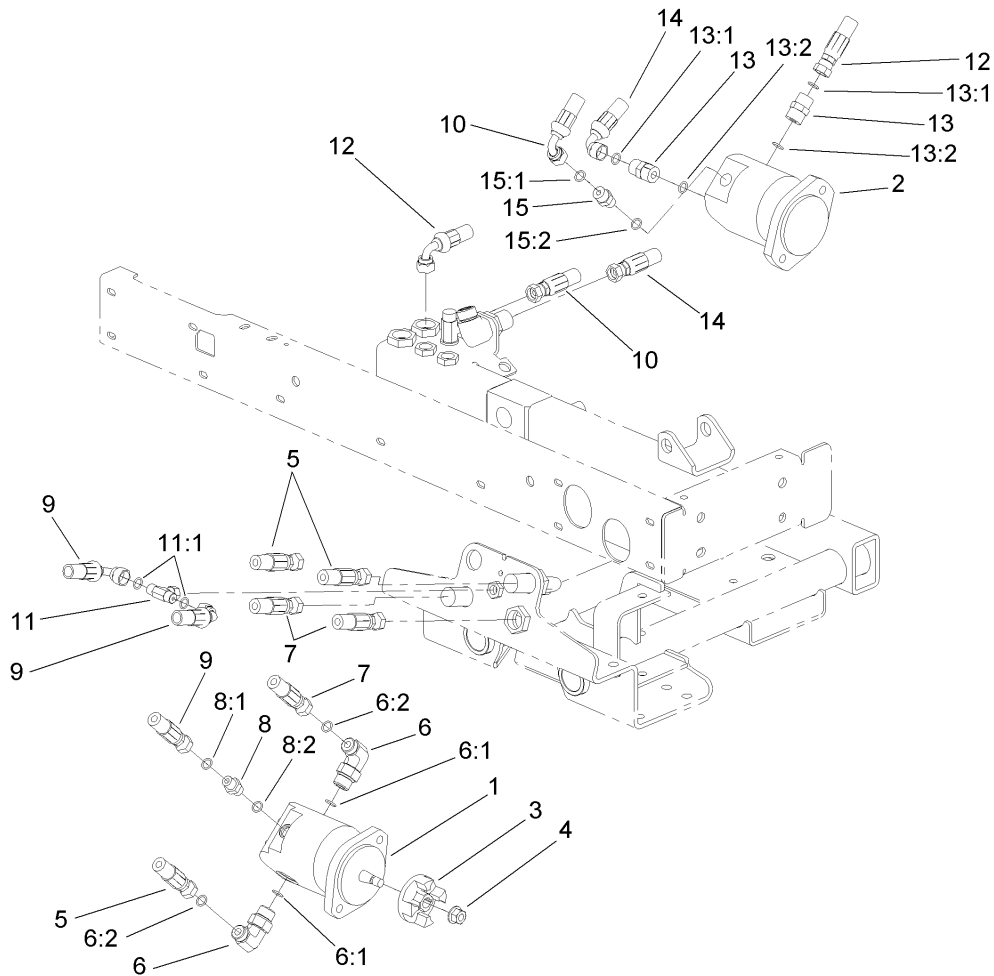
● Not illustrated

■ Not serviced separately



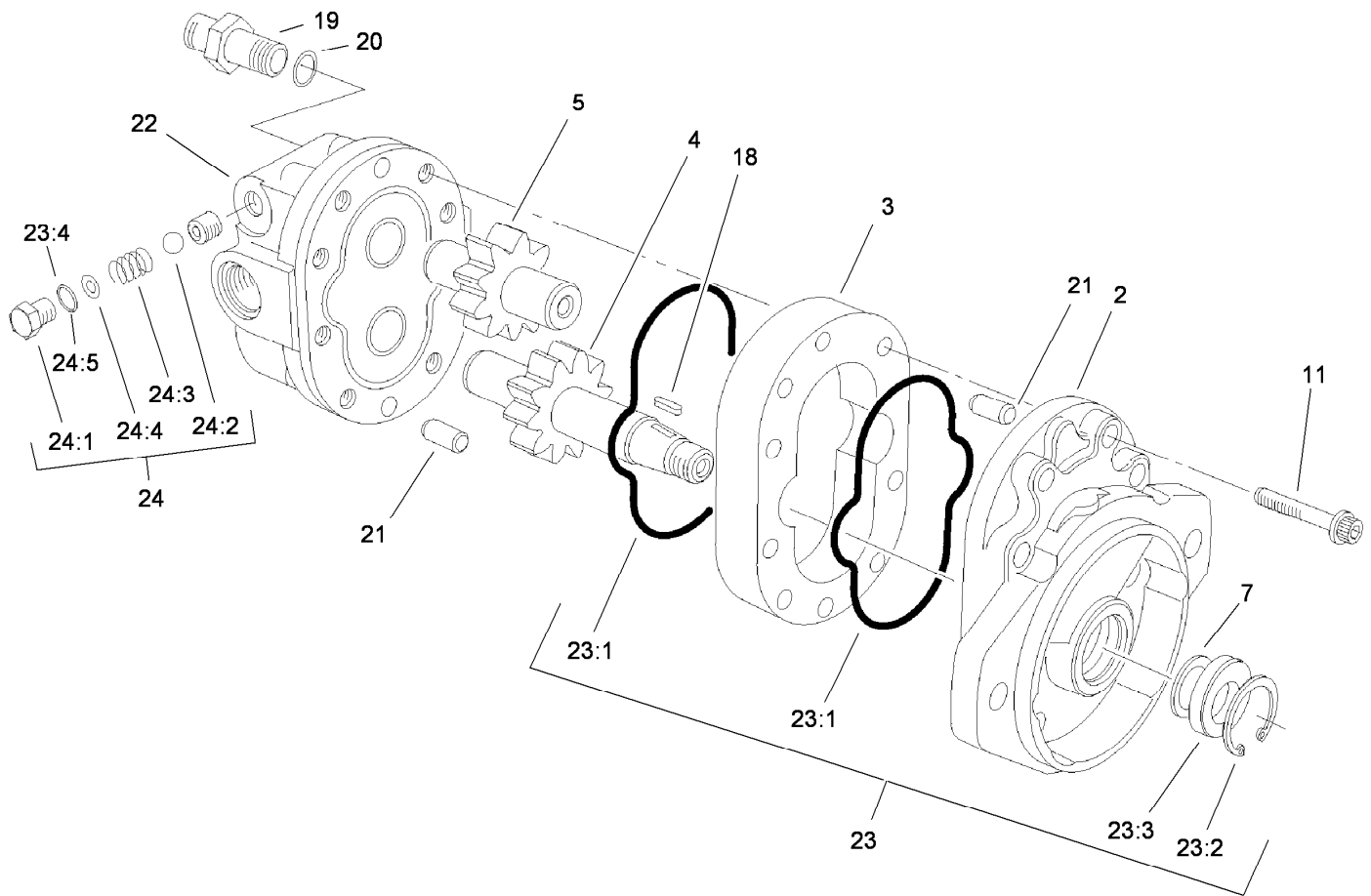
Carrier Assembly

<i>Ref.</i>	<i>Part Number</i>	<i>Qty.</i>	<i>Description</i>	<i>Ref.</i>	<i>Part Number</i>	<i>Qty.</i>	<i>Description</i>
1	340-77	2	Fitting-HYD, 90 DEG	21	3218-5	4	Nut-Jam
1:1	237-22	1	O-Ring	22	325-6	2	Screw-HH
1:2	237-42	1	O-Ring	23	3296-23	4	Nut-Lock, NI
2	108-9033	1	HYD Cylinder ASM	24	87-7270	8	Washer-Thrust
3	100-4930-03	1	Carrier ASM	25	99-3373	2	Bar-Support, Slide
6	99-3575	1	Hose ASM	26	95-8575	2	Pin
8	99-3439	1	Hose ASM	27	75-9590	2	Spacer-Cylinder
9	99-3579	1	Hose ASM	28	32120-93	4	Ring-Retaining
10	95-8840	1	Hose ASM	29	340-74	4	Nut-Lock, Bulkhead
11	95-8904-03	1	Bracket-Clamp	30	94-1319	1	Tube-HYD
12	32128-43	4	Nut-Flange	31	340-78	1	Nut-Lock, Bulkhead
13	95-8538	1	Slide-Plastic	35	98-7981	2	Chain-Link, Straight
14	3234-1	4	Screw-HHF	36	3234-17	4	Screw-HHF
15	95-8531	2	Shaft-Pivot, Liftarm	37	99-3550	2	Clip-Link
16	32121-122	2	Pin-Roll	38	3296-29	4	Nut-Lock, NI
17	95-8532-03	1	Link-Shaft, Pivot	39	3256-23	2	Washer-Flat
18	3234-27	2	Screw-HHF	99	3290-379	3	Tie-Cable
19	325-19	4	Screw-HH	99	3290-378	1	Tie-Cable
20	95-8884	4	Clamp				



Reel Motor Assembly

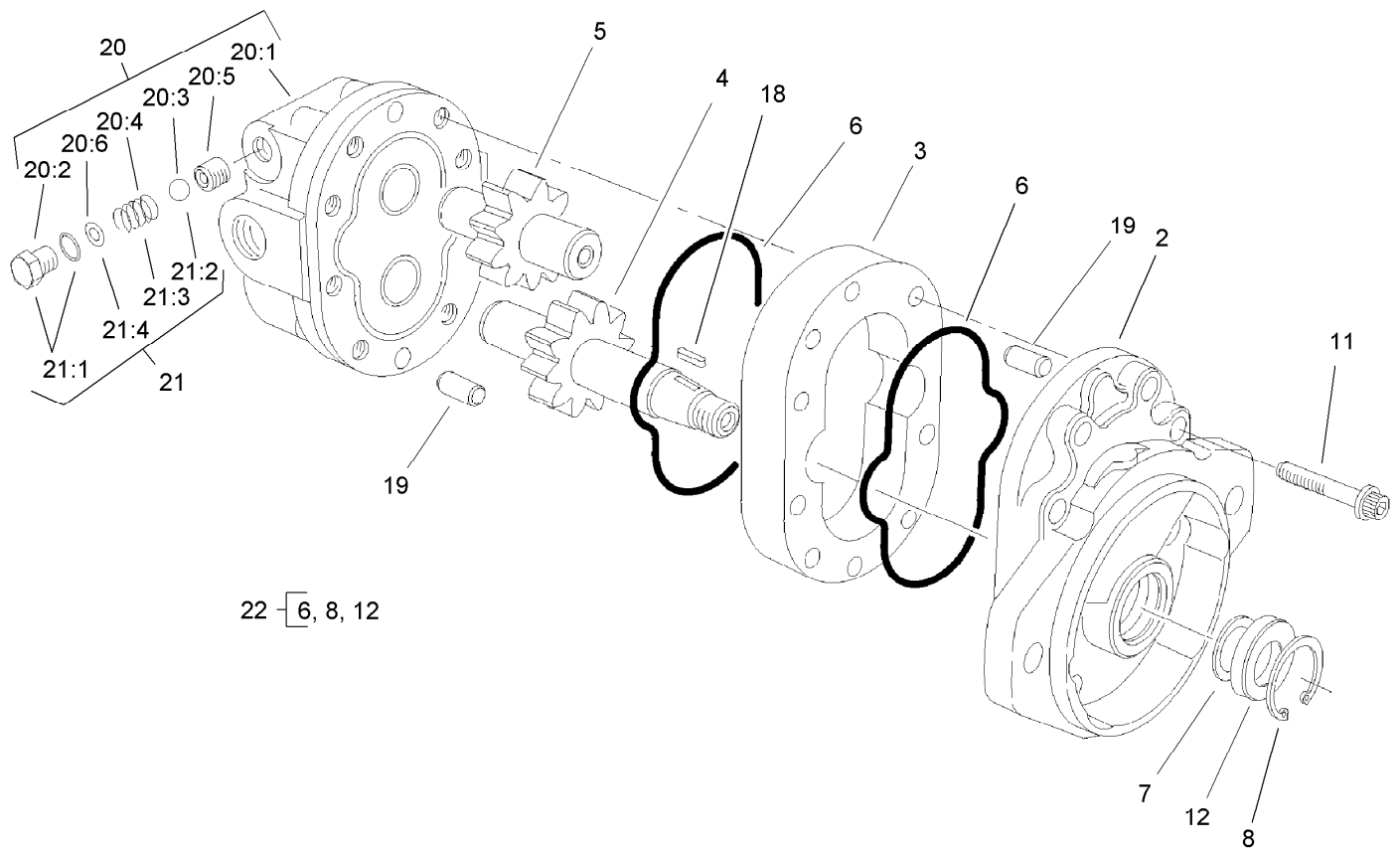
Ref.	Part Number	Qty.	Description
1	104-4884	2	Gear Motor ASM
2	104-5164	1	Gear Motor ASM
3	93-8823	3	Coupler-Motor, Reel
4	32128-48	3	Nut-Lock, HHF
5	95-8836	2	Hose ASM
6	340-105	4	Fitting-HYD, 90 DEG
6:1	237-80	1	O-Ring
6:2	237-30	1	O-Ring
7	95-8835	2	Hose ASM
8	340-1	2	Adapter
8:1	237-21	1	O-Ring
8:2	237-42	1	O-Ring
9	95-8837	2	Hose ASM
10	95-8828	1	Hose ASM
11	99-3477	1	Fitting-Tee
11:1	237-42	2	O-Ring
12	95-8826	1	Hose ASM
13	340-6	2	Fitting-HYD, Straight
13:1	237-30	1	O-Ring
13:2	237-80	1	O-Ring
14	95-8827	1	Hose ASM
15	340-2	1	Fitting-HYD, Straight
15:1	237-22	1	O-Ring
15:2	237-42	1	O-Ring



Gear Motor Assembly No. 104-4884

<i>Ref.</i>	<i>Part Number</i>	<i>Qty.</i>	<i>Description</i>
2		1	Front Plate ASM ●
3	94-3603	1	Motor Body ASM
4	94-3602	1	Drive Gear ASM
5	94-3601	1	Idler Gear ASM
7	60-5890	1	Washer
11	94-3600	6	Capscrew
18	94-3606	1	Key
19	104-4830	4	Bolt-Stud
20	60-6410	4	O-Ring
21	42-2010	2	Pin-Dowel
22	94-3604	1	Backplate ASM
23	93-1413	1	Seal Kit
23:1	59-8420	2	Ring
23:2	59-8320	1	Ring-Retaining
23:3	66-5710	1	Seal-Shaft
23:4		2	O-Ring ●
24	92-9260	1	Relief Valve Kit
24:1		2	Plug ●
24:2		2	Ball ●
24:3		2	Spring ●
24:4		2	Shim ●
24:5	237-42	2	O-Ring

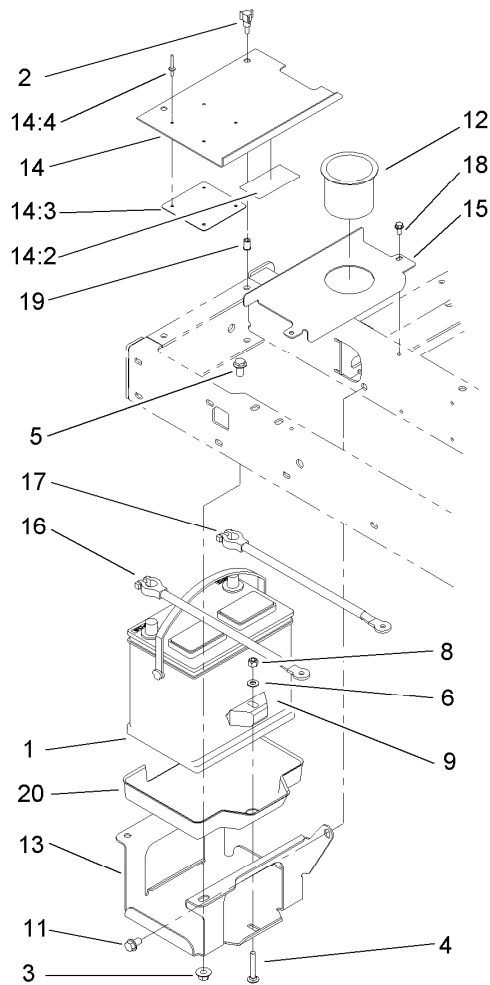
● Not serviced separately



Gear Motor Assembly No. 104-5164

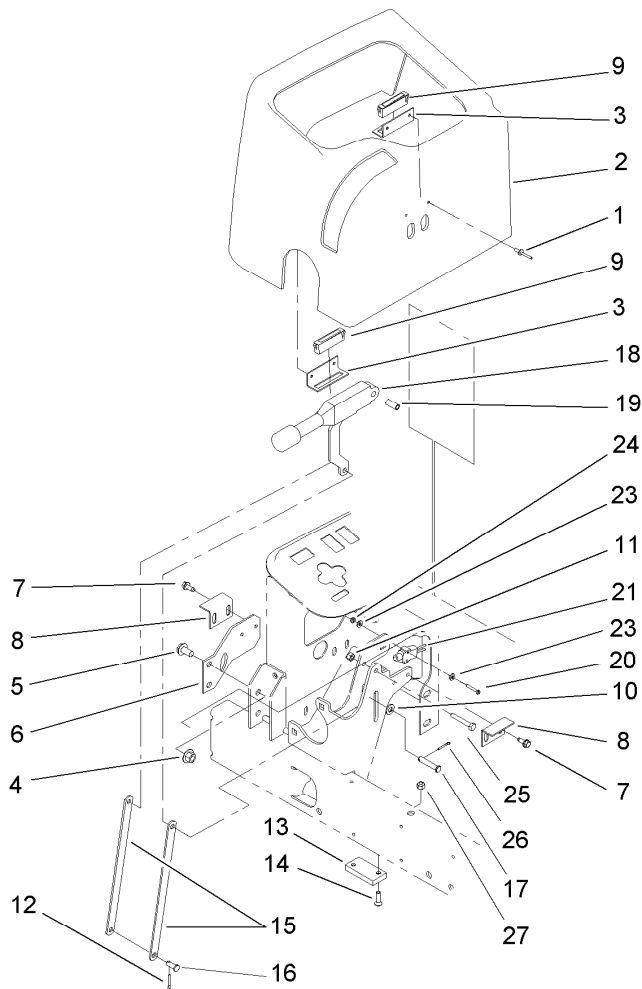
Ref.	Part Number	Qty.	Description
2		1	Front Plate ASM ●
3	94-3603	1	Motor Body ASM
4	94-3602	1	Drive Gear ASM
5	94-3601	1	Idler Gear ASM
6	59-8420	2	Ring
7	60-5890	1	Washer
8	59-8320	1	Ring-Retaining
11	94-3600	6	Capscrew
12	66-5710	1	Seal-Shaft
18	94-3606	1	Key
19	42-2010	2	Pin-Dowel
20	94-3605	1	Backplate ASM
20:1		1	Backplate ●
20:2		2	Plug ●
20:3		2	Ball ●
20:4		2	Spring ●
20:5		2	Seat ●
20:6		2	Shim ●
21	92-9260	1	Relief Valve Kit
21:1		2	Plug ●
21:2		2	Ball ●
21:3		2	Spring ●
21:4		2	Shim ●
22	93-1413	1	Seal Kit

● Not serviced separately



Battery Assembly

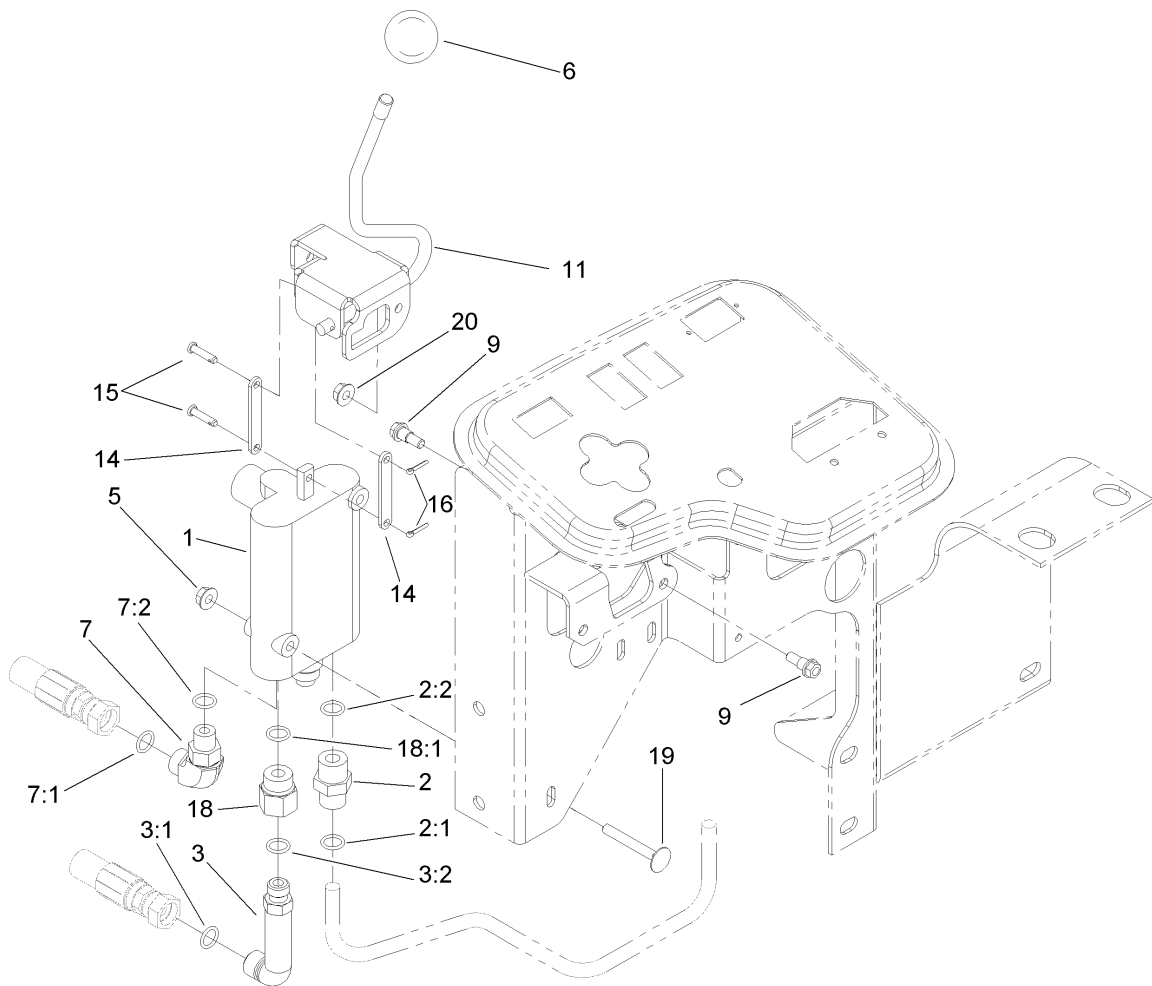
<i>Ref.</i>	<i>Part Number</i>	<i>Qty.</i>	<i>Description</i>
1	104-9979	1	Battery
2	233-70	2	Knob-Star, Three
3	32128-43	3	Nut-Flange
4	3230-6	1	Screw-CARR
5	3234-1	3	Screw-HHF
6	3256-23	1	Washer-Flat
8	3296-29	1	Nut-Lock, NI
9	66-2490	1	Retainer-Battery
11	32144-15	1	Screw-HHFTF
12	94-1410	1	Holder-Can, Beverage
13	95-8796-03	1	Support-Battery
14	99-3602	1	Battery Cover ASM
14:2	93-7276	1	Decal-Danger
14:3	87-7620	1	Shield-Terminal, Battery
14:4	3269-27	4	Rivet-Snap
15	95-8817-01	1	Cover-Battery, Inner
16	95-8853	1	Cable-Battery, Positive
17	95-8854	1	Cable-Battery, Negative
18	32144-4	2	Screw-HWH
19	32148-6	2	Insert-Nut
20	99-3513	1	Tray-Battery



Parking Brake Assembly

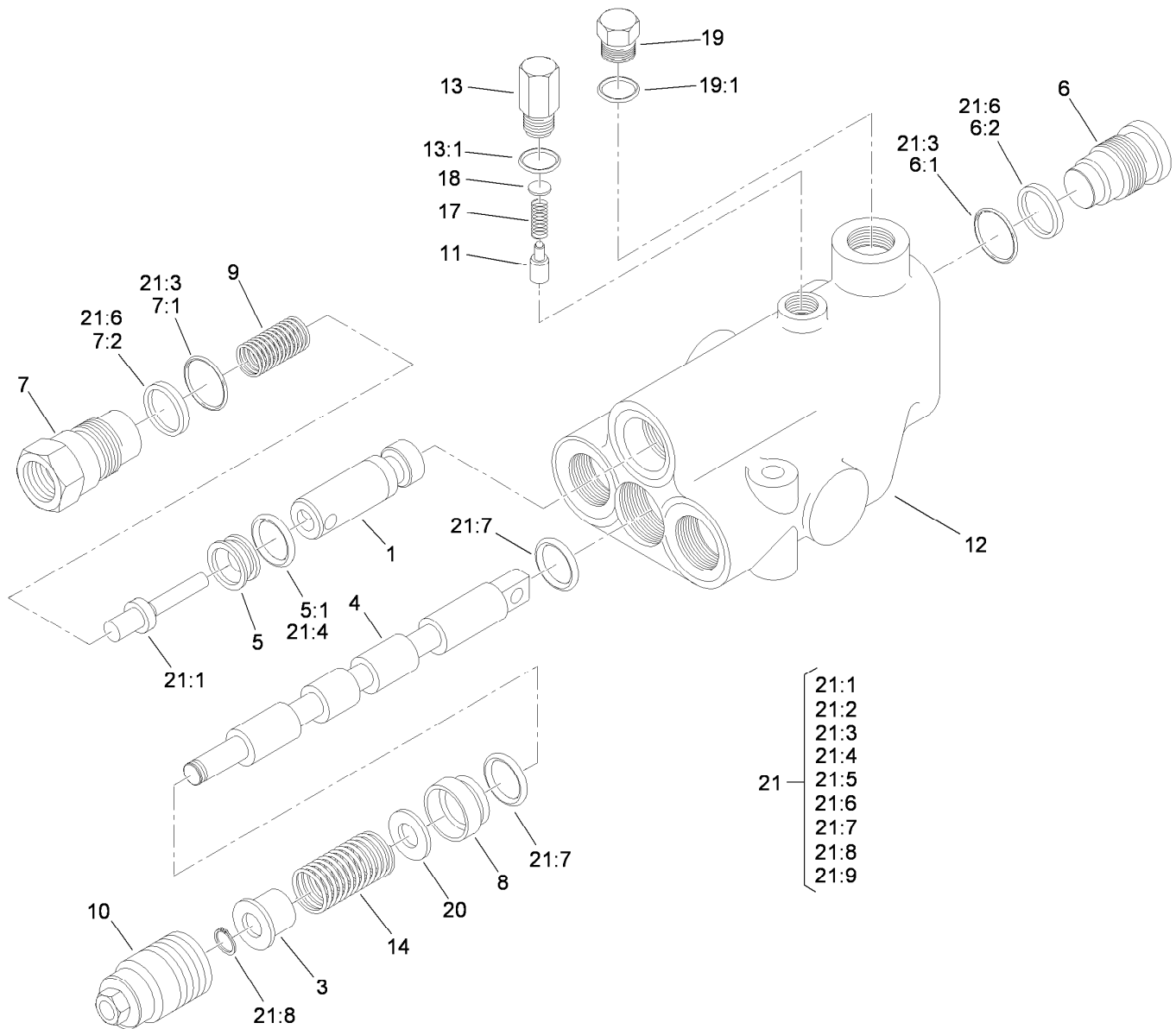
<i>Ref.</i>	<i>Part Number</i>	<i>Qty.</i>	<i>Description</i>
1	3269-5	4	Rivet-Pop
2	95-8707	1	Cover-Dash
3	95-8763	2	Bracket-Hold Down, Cover
4	32128-43	2	Nut-Flange
5	3234-1	2	Screw-HHF
6	95-8764-03	1	Support-Magnet
7	32144-10	4	Screw-HWH
8	95-8765	2	Bracket-Strike, Magnet
9	58-4250	2	Catch-Magnetic
10	3256-23	1	Washer-Flat
11	3296-42	1	Nut-Lock, NI
12	3272-10	1	Pin-Cotter
13	95-8684	1	Pad-Bumper

<i>Ref.</i>	<i>Part Number</i>	<i>Qty.</i>	<i>Description</i>
14	3289-4	2	Screw-FH
15	104-4628-03	2	Link-Brake, Parking
16	283-62	1	Pin-Clevis
17	94-3829	1	Pin-Clevis
18	104-4817	1	Lever-Brake
19	87-4710	1	Spacer-Brake, Parking
20	32105-9	2	Screw
21	95-8900	1	Switch
23	3256-21	4	Washer-Flat
24	3296-9	2	Nut-Lock
25	321-10	1	Screw-HH
26	3272-6	1	Pin-Cotter
27	32128-32	2	Nut-HHF



Control Valve Assembly

<i>Ref.</i>	<i>Part Number</i>	<i>Qty.</i>	<i>Description</i>
1	95-8689	1	Single Spool Control Valve ASM
2	340-3	1	Adapter
2:1	237-22	1	O-Ring
2:2	237-79	1	O-Ring
3	69-4320	1	Fitting-HYD, 90 DEG
3:1	237-22	1	O-Ring
3:2	237-42	1	O-Ring
5	32128-33	2	Nut-HF
6	233-42	1	Knob
7	340-77	1	Fitting-HYD, 90 DEG
7:1	237-22	1	O-Ring
7:2	237-42	1	O-Ring
9	42-3560	2	Bolt-Shoulder
11	95-8692	1	Lever ASM
14	95-8634	2	Link
15	58-3830	2	Pin-Clevis
16	3272-5	2	Pin-Cotter
18	353-397	1	Reducer-Adapter
18:1	237-79	1	O-Ring
19	3230-33	2	Screw-CARR
20	32128-32	2	Nut-HHF

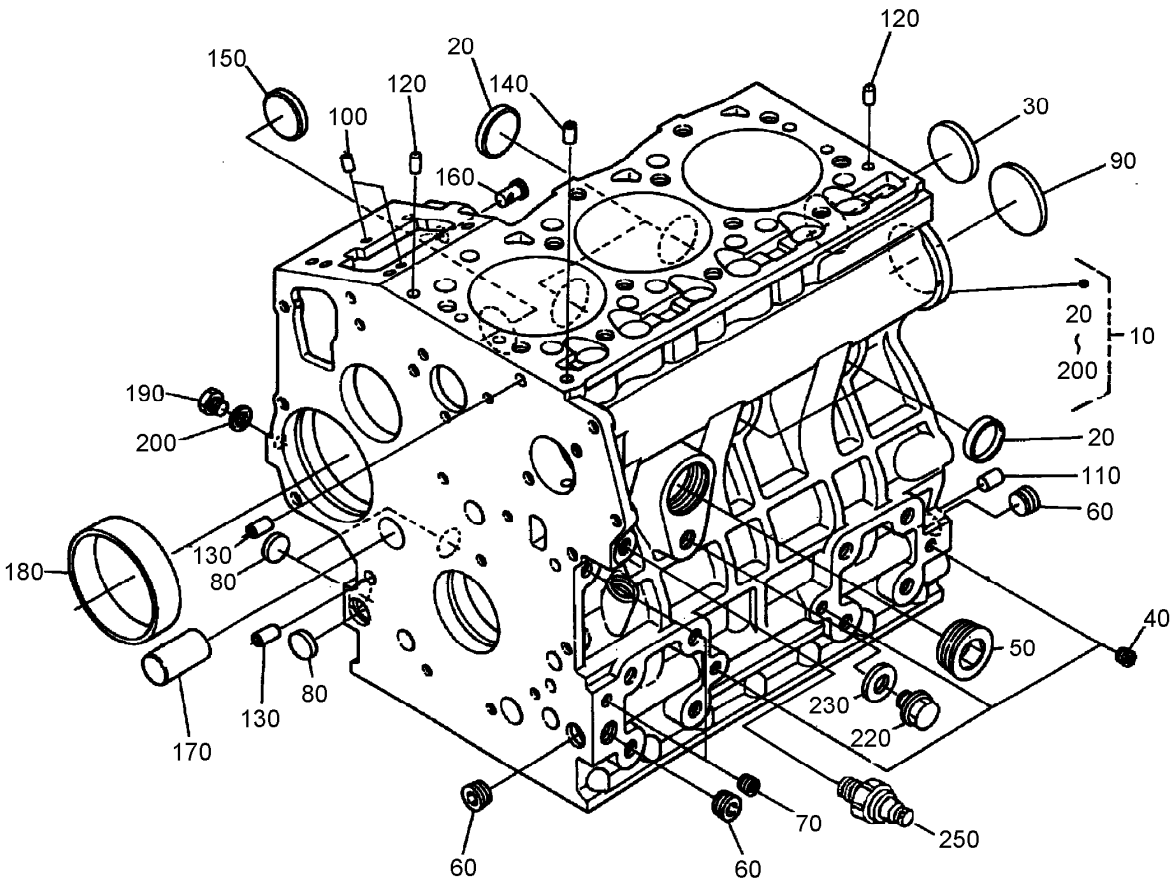


Single Spool Control Valve Assembly No. 95-8689

Ref.	Part Number	Qty.	Description
1	99-3586	1	Plunger
3	58-6310	1	Spacer
4		1	Spool ●
5	58-6330	1	Seat
5:1	58-6340	1	O-Ring
6	58-6350	1	Plug
6:1	60-5720	1	O-Ring
6:2	58-6370	1	Washer
7	69-1800	1	Plug ASM
7:1	60-5720	1	O-Ring
7:2	58-6370	1	Washer
8	58-6400	1	Bushing
9	69-1810	1	Spring
10	58-6420	1	Cap
11	99-3585	1	Detent-Plunger
12		1	Body ●
13	99-3588	1	Plug ASM

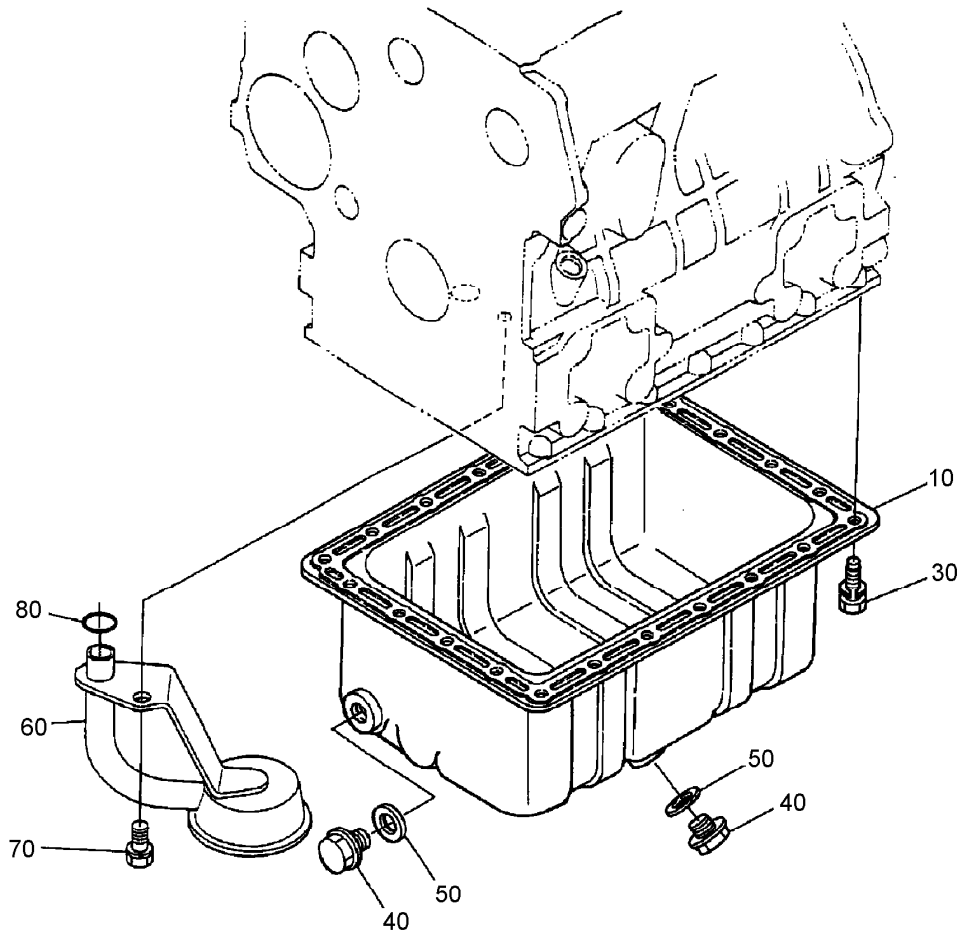
Ref.	Part Number	Qty.	Description
13:1	60-6410	1	O-Ring
14	99-3531	1	Spring
17	99-3587	1	Spring
18	60-6450	1	Disc
19	353-989	1	Plug-Hex, Hollow
19:1	237-42	1	O-Ring
20	65-2770	1	Washer
21	99-3589	1	Seal Kit
21:1	58-6290	2	Poppet
21:2	58-6320	1	Wiper
21:3	60-5720	2	O-Ring
21:4	58-6340	2	O-Ring
21:5	93-6314	1	O-Ring
21:6	58-6370	2	Washer
21:7	58-6450	2	O-Ring
21:8	58-6460	1	Ring-Retaining
21:9		1	O-Ring ●

● Not serviced separately



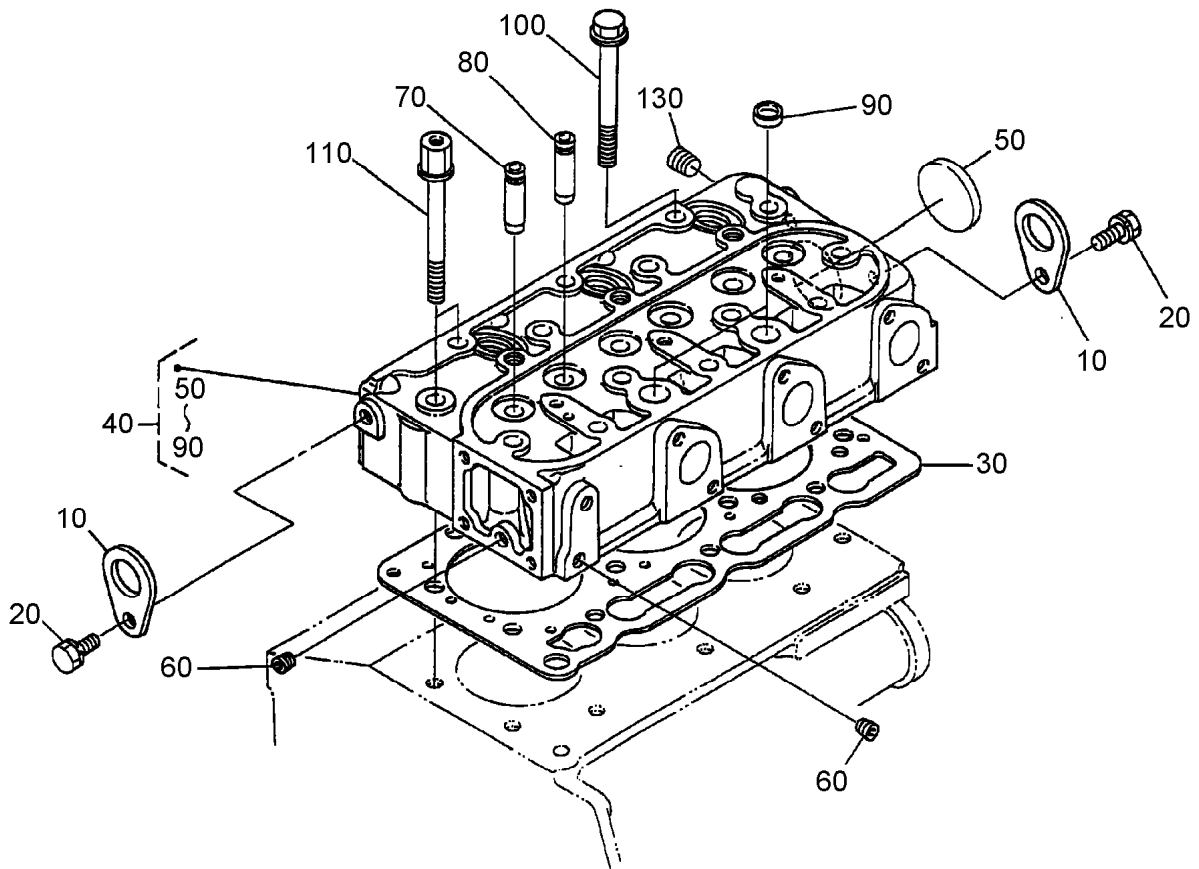
Crankcase Assembly

<i>Ref.</i>	<i>Part Number</i>	<i>Qty.</i>	<i>Description</i>
10	107-7835	1	Crankcase ASM
20	98-9398	4	Cap-Sealing
30	98-7539	1	Cap-Sealing
40	98-7540	3	Plug
50	105-3779	1	Plug
60	98-9597	3	Plug
70	98-7487	2	Plug
80	98-7489	3	Plug
90	98-9668	1	Plug-Expansion
100	98-9375	2	Pin-Straight
110	98-9377	2	Pin-Straight
120	105-3795	2	Pin-Straight
130	98-9387	2	Pin-Pipe
140	98-9539	1	Pin-Pipe
150	98-9599	1	Plug
160	98-9630	1	Pin-Spring, Start
170	98-9675	1	Plug
180	98-9656	1	Bushing-Governor, Gear
190	98-7507	1	Plug
200	98-7428	1	Gasket
220	99-3447	1	Plug
230	106-7056	1	Gasket
250	98-9416	1	Switch-Oil



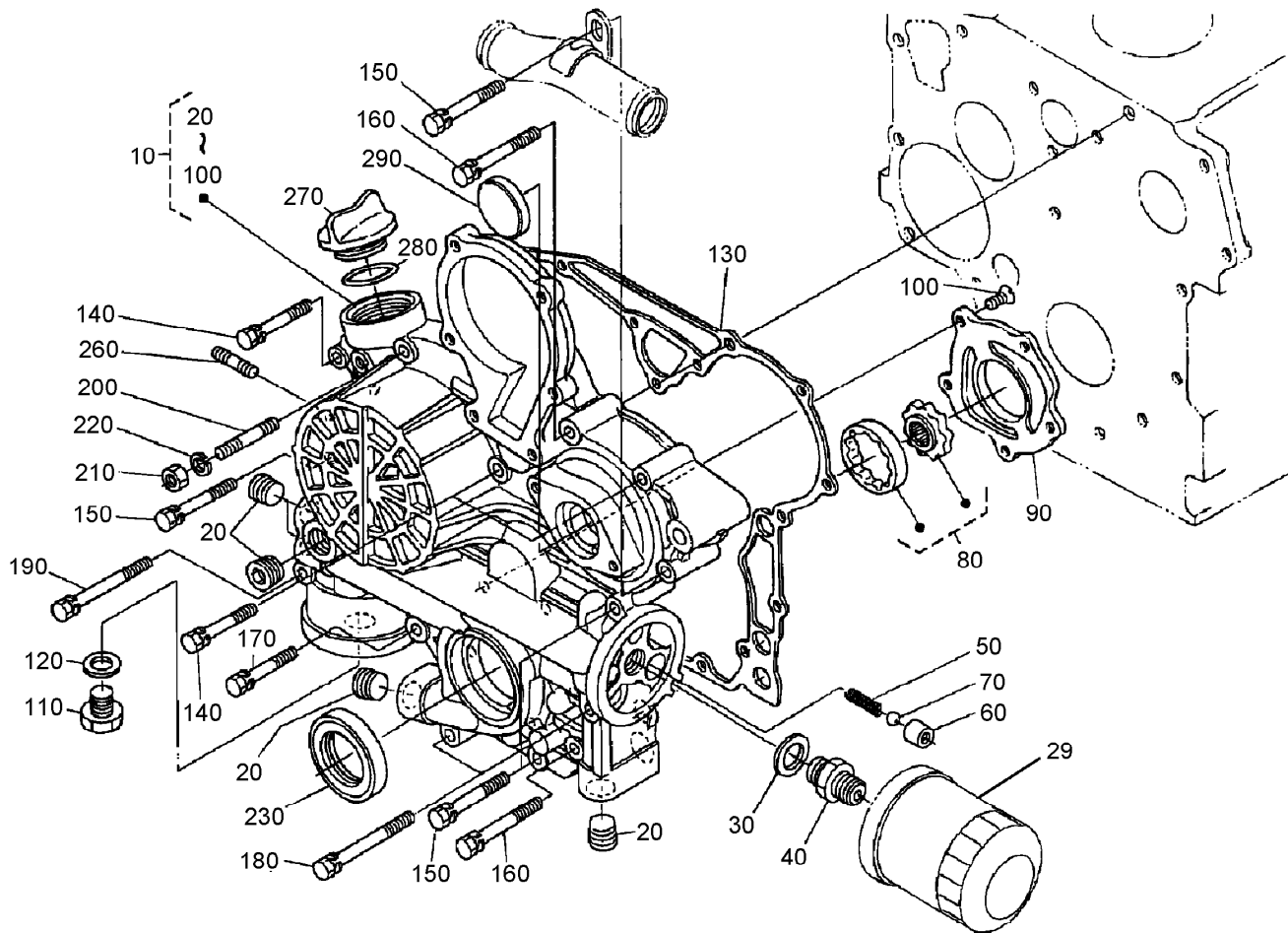
Oil Pan Assembly

<i>Ref.</i>	<i>Part Number</i>	<i>Qty.</i>	<i>Description</i>
10	98-9685	1	Pan-Oil
30	107-9065	22	Bolt
40	108-6572	2	Plug-Drain
50	98-7524	2	Gasket
60	108-1401	1	Base-Filter
70	98-7526	1	Bolt
80	105-3776	1	O-Ring



Cylinder Head Assembly

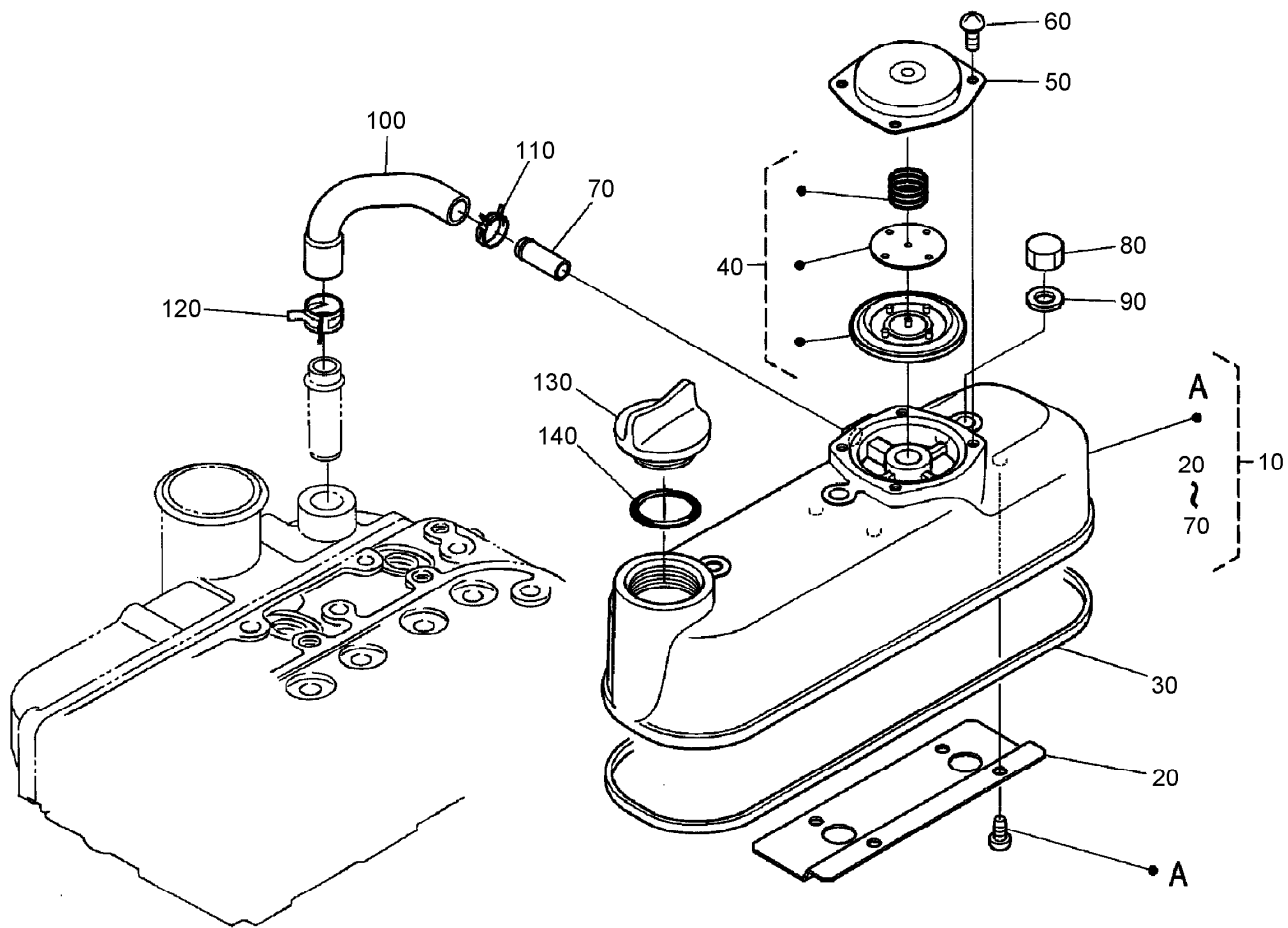
<i>Ref.</i>	<i>Part Number</i>	<i>Qty.</i>	<i>Description</i>
10	98-7531	2	Hook-Engine
20	100-9195	2	Bolt
30	108-6573	1	Gasket-Head, Cylinder
40	108-6574	1	*obs* Cylinder Head ASM
50	98-9395	1	Cap-Sealing
60	98-7540	2	Plug
70	107-9066	3	Guide-Valve, Inlet
80	107-9067	3	Guide-Valve, Exhaust
90	98-9389	2	Cap-Sealing
100	98-9479	1	Bolt-Head, Cylinder
110	98-9647	2	Bolt-Head, Cylinder
130	98-9444	1	Plug



Gear Case Assembly

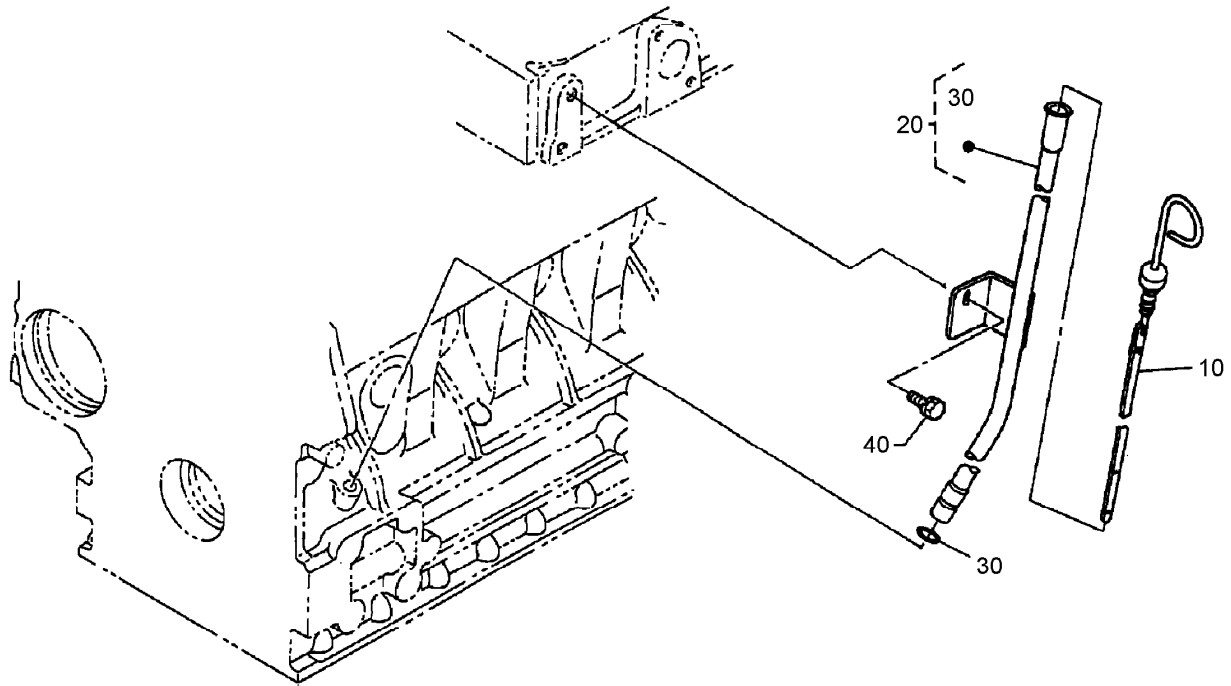
<i>Ref.</i>	<i>Part Number</i>	<i>Qty.</i>	<i>Description</i>
10	99-3462	1	Gear Case ASM
20	98-9598	2	Plug
29	104-5167	1	Filter-Oil
30	98-7562	1	Washer-Plain
40	98-9388	1	Joint-Pipe
50	98-9544	1	Spring
60	98-9543	1	Seat-Valve
70	98-9380	1	Ball
80	98-9540	1	Oil Pump Rotor ASM
90	105-3708	1	Cover-Pump, Oil
100	98-9592	5	Screw
110	99-3450	1	Plug-Packing
120	99-3451	1	Plug-Packing
130	98-9633	1	Gasket-Case, Gear

<i>Ref.</i>	<i>Part Number</i>	<i>Qty.</i>	<i>Description</i>
140	107-9073	3	Bolt
150	105-3797	4	Bolt
160	98-9356	2	Bolt
170	98-9437	1	Bolt
180	98-9586	2	Bolt
190	99-3511	1	Bolt
200	105-3709	1	Stud
210	98-7572	1	Nut
220	98-7699	1	Washer-Spring
230	98-9482	1	Seal-Oil
260	105-3710	2	Stud
270	107-9075	1	Plug-Filler, Oil
280	99-3446	1	O-Ring
290	98-9641	1	Cover-Case, Gear



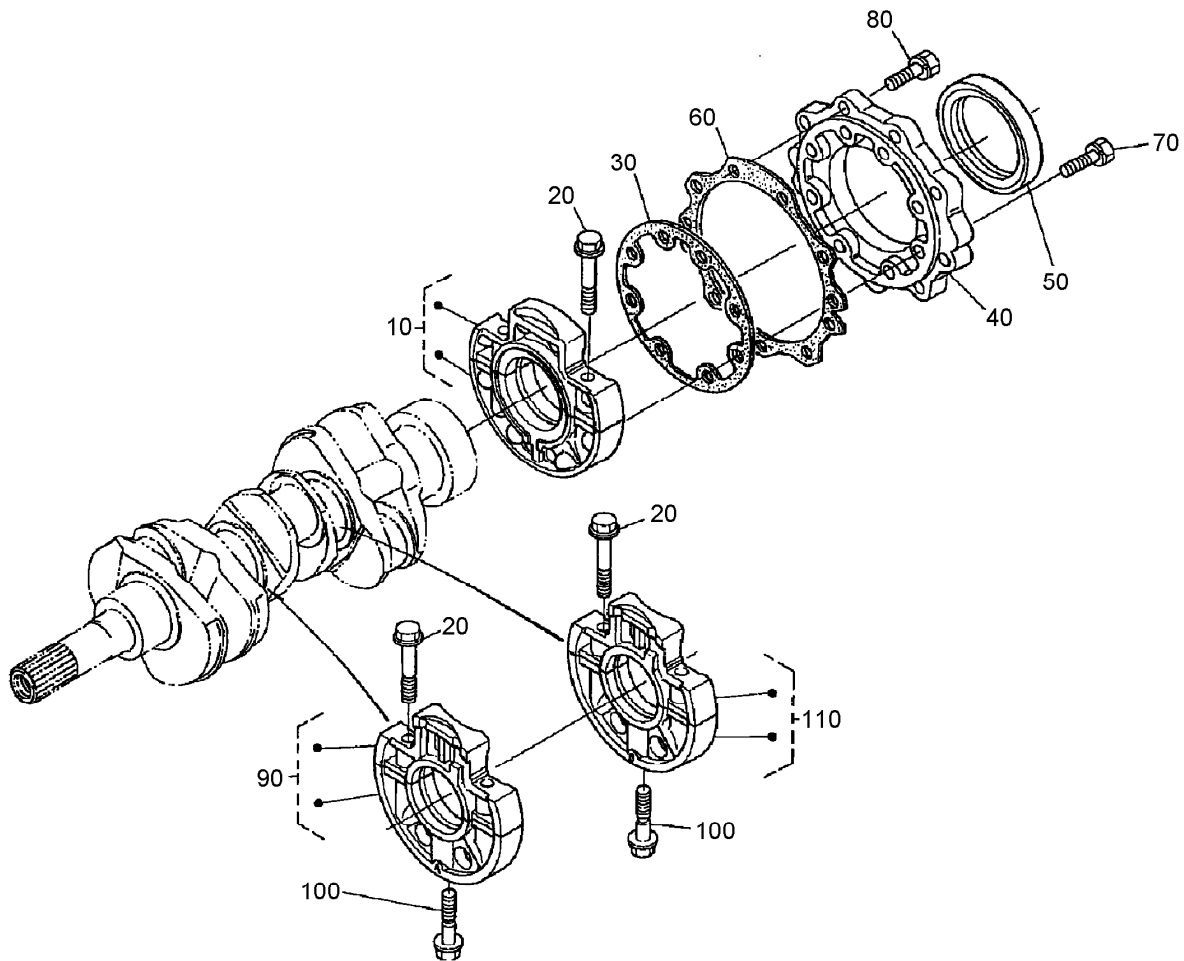
Head Cover Assembly

<i>Ref.</i>	<i>Part Number</i>	<i>Qty.</i>	<i>Description</i>
10	108-6575	1	Cylinder Head Cover ASM
20	108-2857	1	Shield-Breather
30	98-9615	1	Gasket-Cover, Head
40	108-2861	1	Breather Valve ASM
50	108-2862	1	Cover-Breather
60	108-2863	4	Screw-PPH
70	98-7766	1	Pipe-Return, Water
80	98-9455	3	Nut-Cap
90	98-9454	3	Gasket
100	108-2858	1	Tube-Breather
110	108-2859	1	Clamp-Hose
120	108-2860	1	Clamp-Hose
130	107-9075	1	Plug-Filler, Oil
140	99-3446	1	O-Ring



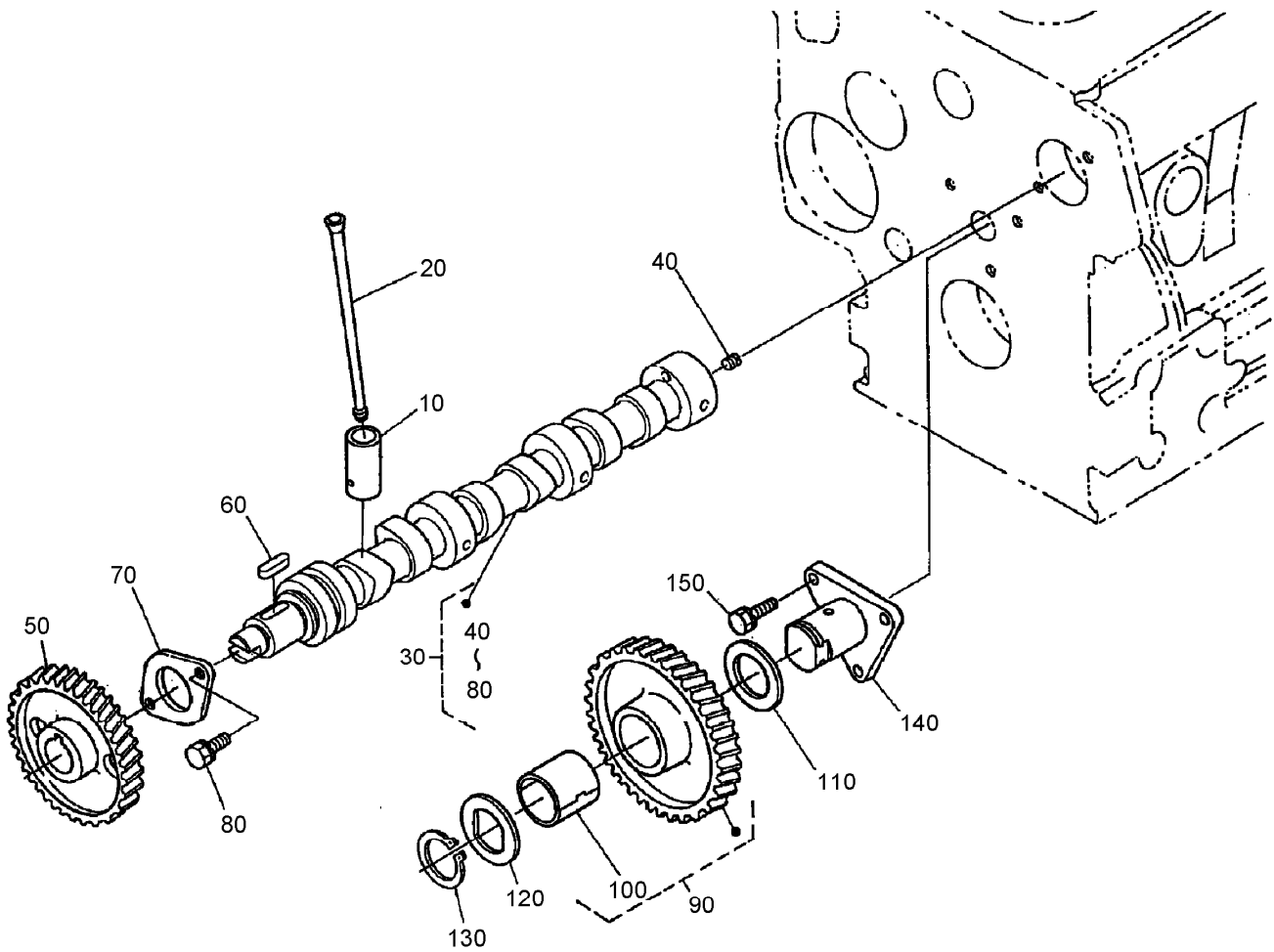
Dipstick and Guide Assembly

<i>Ref.</i>	<i>Part Number</i>	<i>Qty.</i>	<i>Description</i>
10	98-9670	1	Gauge-Oil
20	98-9672	1	Oil Gauge Guide ASM
30	98-9374	1	O-Ring
40	98-7453	1	Bolt



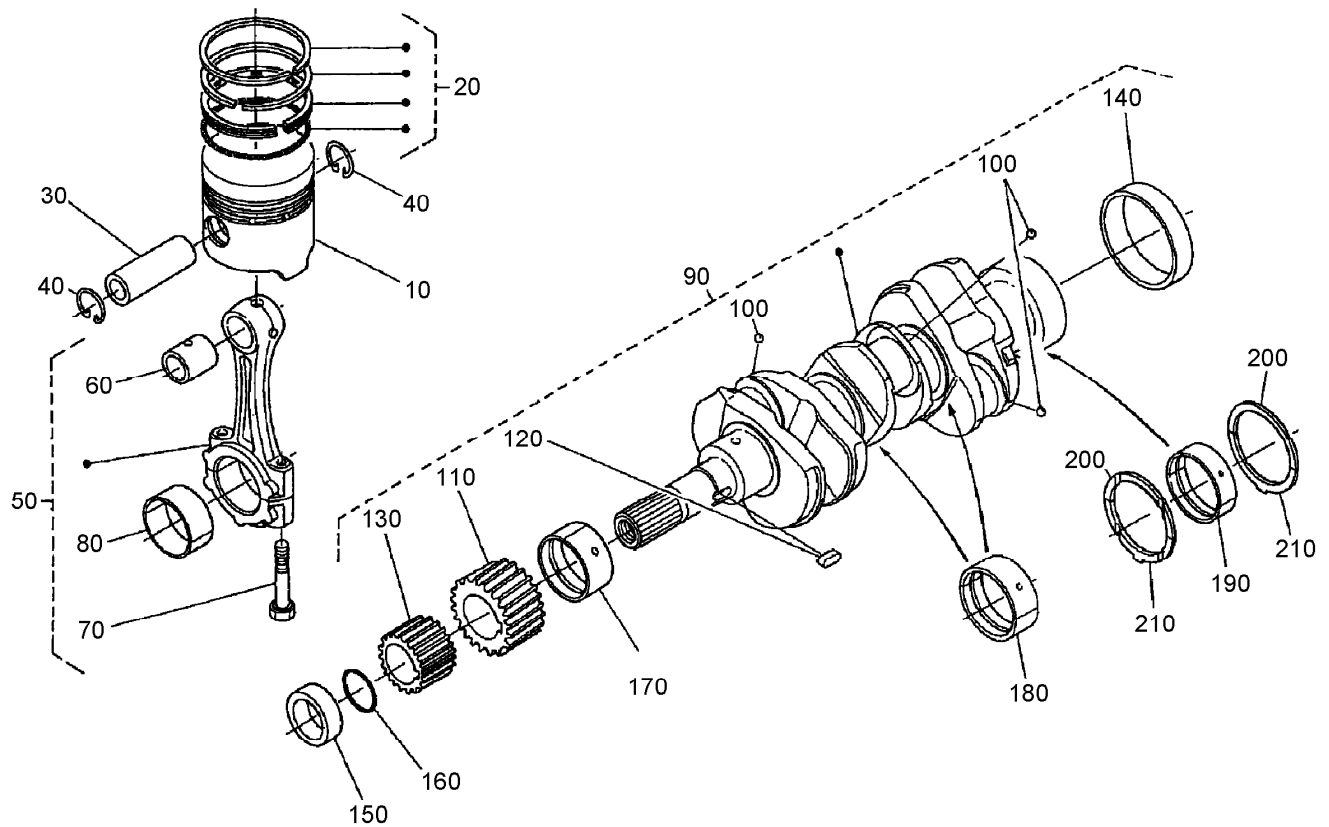
Main Bearing Case Assembly

<i>Ref.</i>	<i>Part Number</i>	<i>Qty.</i>	<i>Description</i>
10	98-9480	1	Main Bearing Case ASM
20	98-9484	6	Bolt-Case, Bearing
30	98-9634	1	Gasket-Case, Bearing
40	98-9487	1	Cover-Case, Bearing
50	98-9483	1	Seal-Oil
60	98-9635	1	Gasket-Cover, Bearing Case
70	98-9352	8	Bolt
80	98-7568	9	Bolt
90	98-9606	1	Main Bearing Case ASM
100	98-9485	2	Bolt-Case, Bearing
110	98-9607	1	Main Bearing Case ASM



Camshaft and Idle Gear Shaft Assembly

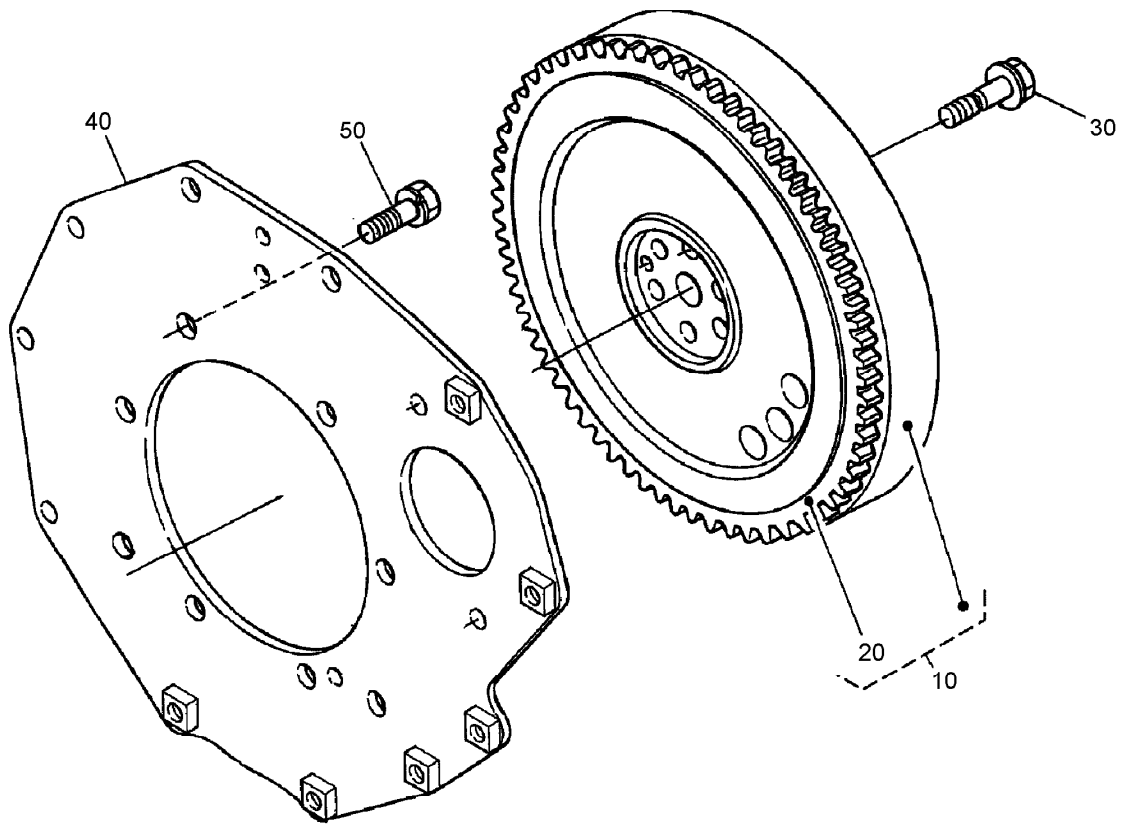
<i>Ref.</i>	<i>Part Number</i>	<i>Qty.</i>	<i>Description</i>
10	98-9616	6	Tappet
20	98-9509	6	Rod-Push
30	108-6576	1	Camshaft ASM
40	98-7449	1	Screw-Set
50	98-9512	1	Gear-Cam
60	98-9378	1	Key-Feather
70	98-9510	1	Stopper-Camshaft
80	98-9351	2	Bolt
90	98-9649	1	Idle Gear ASM
100	98-9650	1	Bushing-Gear, Idle
110	98-9535	1	Collar-Gear, Idle
120	98-9536	1	Collar-Gear, Idle
130	98-9534	1	Circlip-Gear, Idle
140	98-9533	1	Shaft-Gear, Idle
150	98-7692	3	Bolt



Piston and Crankshaft Assembly

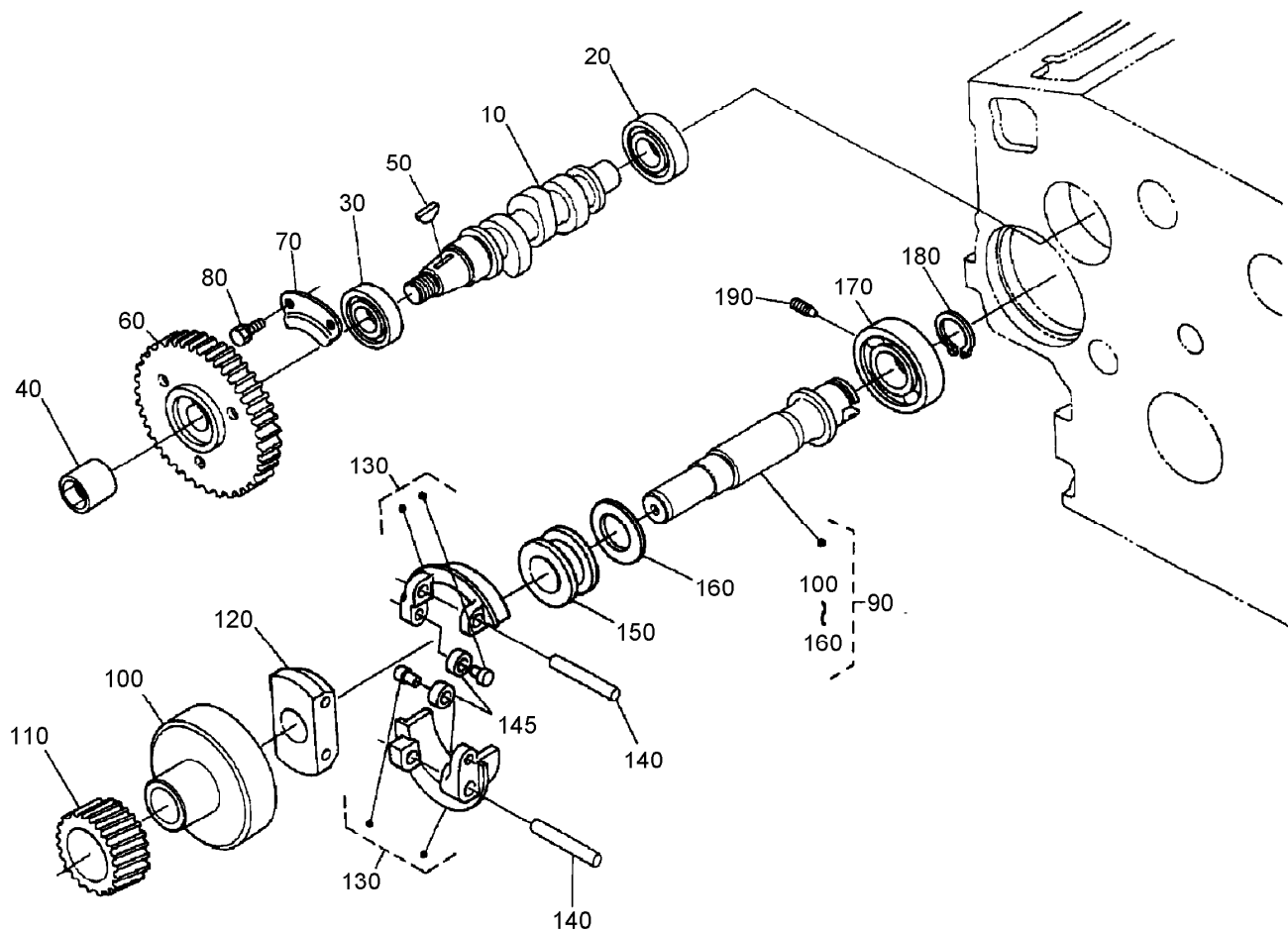
Ref.	Part Number	Qty.	Description
10	98-9470	3	Piston (0.5Mm)
10	98-9469	3	*obs* Piston (STD)
20	98-9619	3	Piston Ring ASM (0.5Mm)
20	98-9618	3	Piston Ring ASM (STD)
30	98-9513	3	Pin-Piston
40	98-9514	6	Circlip-Pin, Piston
50	98-9516	3	Connecting Rod ASM
60	98-9515	3	Bushing-Pin, Piston
70	98-9517	6	Bolt-Rod, Connecting
80	98-9520	3	Bearing-Rod (0.4Mm)
80	98-9519	3	Bearing-Rod (0.2Mm)
80	98-9518	3	Metal-Crankpin (STD)
90	98-9642	1	Crankshaft ASM
100	98-7473	3	Ball
110	98-9532	1	Gear-Crankshaft
120	98-9666	1	Key
130	98-9542	1	Gear-Drive, Oil Pump
140	98-9522	1	Sleeve-Crankshaft

Ref.	Part Number	Qty.	Description
150	98-9521	1	Collar-Crankshaft
160	105-3783	1	O-Ring
170	98-9523	1	Metal Crankshaft (STD)
170	98-9528	1	Bearing-Main (0.2Mm)
170	98-9529	1	Bearing-Main (0.4Mm)
180	98-9524	2	Metal-Crankshaft (STD Set)
180	98-9530	2	Bearing-Main (0.2Mm)
180	98-9531	2	Bearing-Main (0.4Mm)
190	98-9556	1	Bearing-Main (STD)
190	105-3719	1	Metal-Crankshaft (.2Mm)
190	105-3720	1	Metal-Crankshaft (.4Mm)
200	98-9413	2	Bearing-Thrust (STD)
200	98-9414	2	Bearing-Thrust (0.2Mm)
200	98-9415	2	Bearing-Thrust (0.4Mm)
210	98-9688	2	Bearing-Thrust (STD)
210	98-9689	2	Bearing-Thrust (0.2Mm)
210	98-9690	2	Bearing-Thrust (0.4Mm)



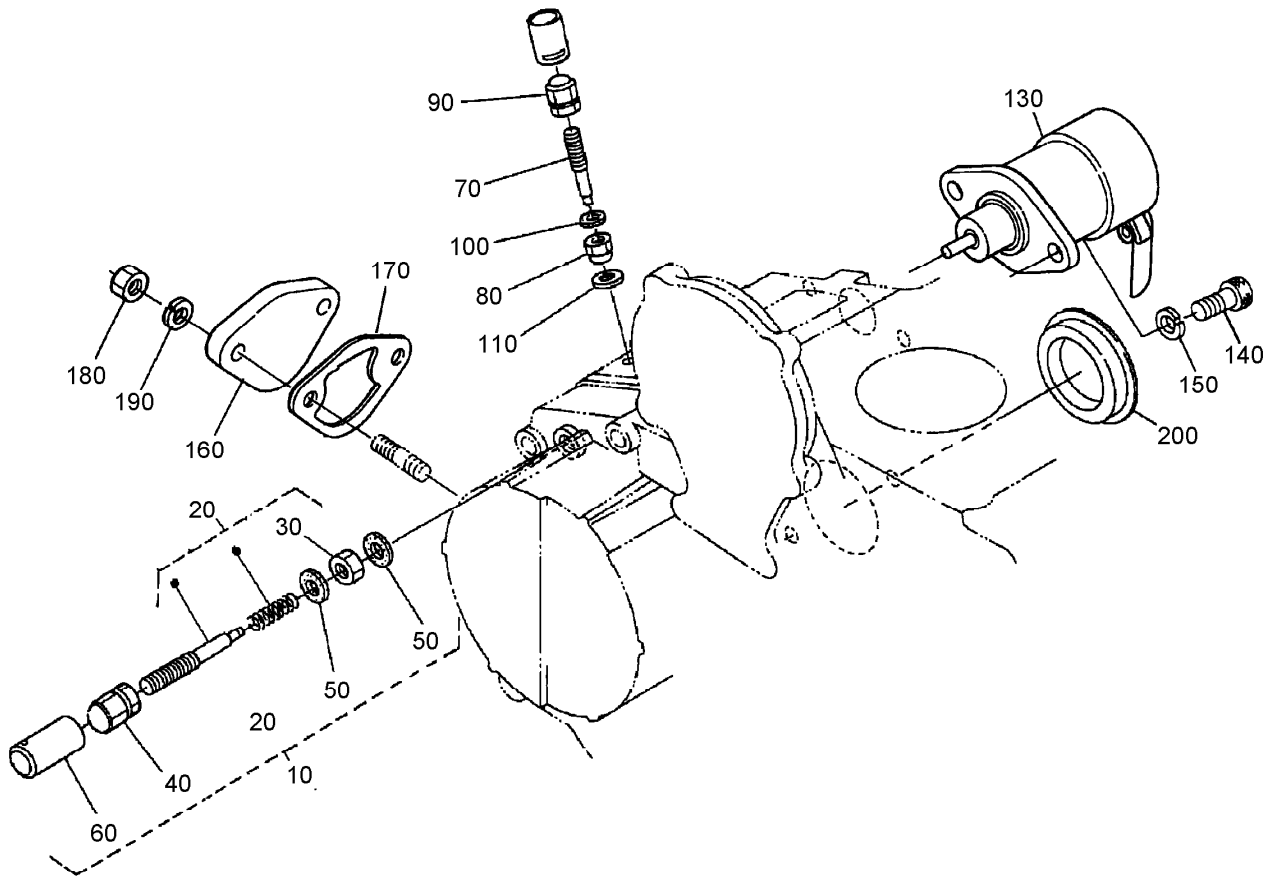
Flywheel Assembly

<i>Ref.</i>	<i>Part Number</i>	<i>Qty.</i>	<i>Description</i>
10	105-3784	1	Flywheel ASM
20	105-3722	1	Gear-Ring
30	98-9537	6	Bolt-Flywheel
40	98-9486	1	Plate-End, Rear
50	98-9392	8	Bolt



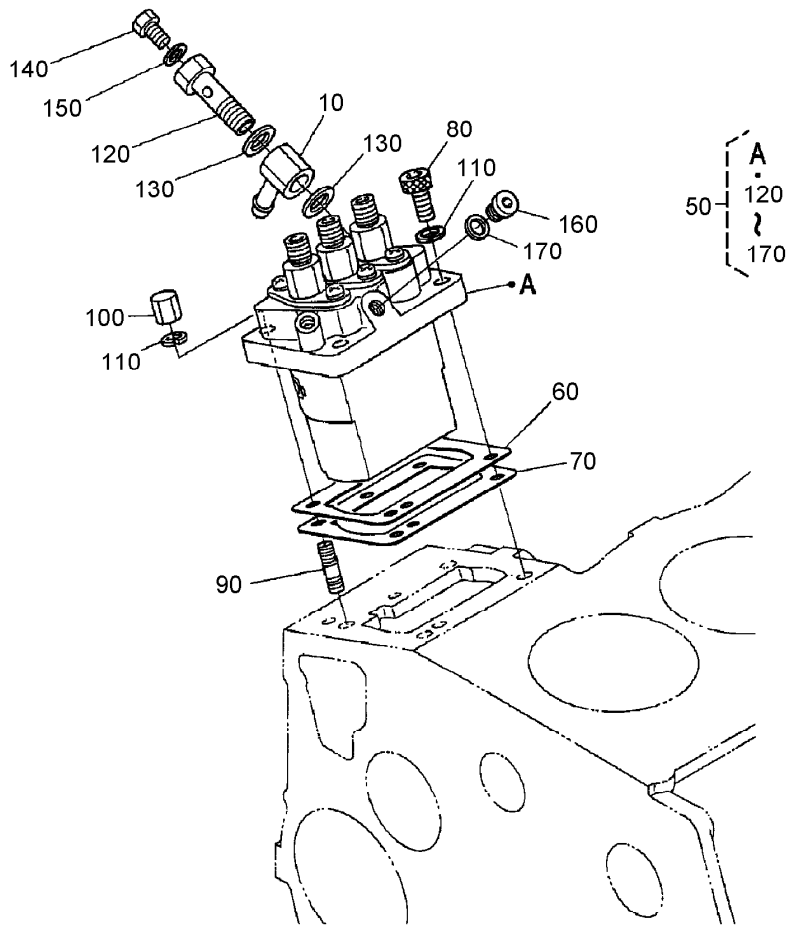
Fuel Camshaft and Governor Shaft Assembly

<i>Ref.</i>	<i>Part Number</i>	<i>Qty.</i>	<i>Description</i>
10	98-9459	1	Camshaft-Fuel
20	107-9077	1	Bearing-Ball
30	107-9078	1	Bearing-Ball
40	98-9590	1	Nut-Cap
50	98-9595	1	Key-Woodruff
60	98-9669	1	Gear-Pump, Injection
70	98-9511	1	Stopper-Fuel, Camshaft
80	98-9350	2	Bolt
90	98-9644	1	Governor Shaft ASM
100	98-9562	1	Holder-Gear, Governor
110	98-9673	1	Gear-Governor
120	98-9561	1	Holder-Weight, Governor
130	98-9559	2	Governor Weight ASM
140	98-9560	2	Shaft-Weight, Governor
145	98-9692	2	Roller
150	98-9563	1	Sleeve-Governor
160	98-9564	1	Washer-Thrust
170	107-9079	1	Bearing-Ball
180	98-9657	1	Circlip-Shaft, Governor
190	98-9565	1	Screw-Set



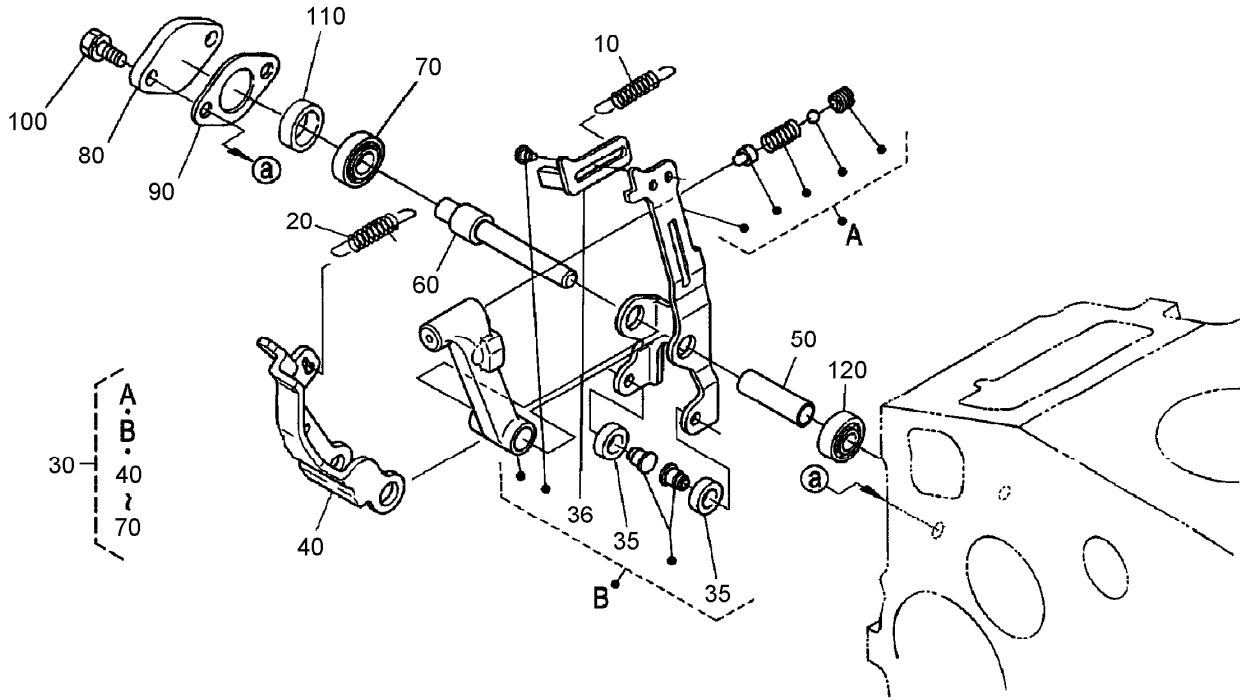
Idling Aparatus, Stop Solenoid and Fuel Pump Cover Assembly

<i>Ref.</i>	<i>Part Number</i>	<i>Qty.</i>	<i>Description</i>
10	107-7838	1	Apparatus-Idling
20	99-3458	1	Adjusting Bolt ASM
30	98-9439	1	Nut
40	99-8387	1	Nut-Cap
50	98-7654	2	Gasket
60	98-7656	1	Cap
70	98-9557	1	Bolt-Adjusting
80	100-2175	1	Nut-Lock
90	99-8387	1	Nut-Cap
100	98-7654	1	Gasket
110	107-9081	1	Gasket
130	104-5155	1	Solenoid-Stop
140	105-3799	2	Bolt-HSH
150	98-7699	2	Washer-Spring
160	99-3514	1	Cover
170	98-9636	1	Gasket-Pump, Fuel
180	98-7572	2	Nut
190	98-7699	2	Washer-Spring
200	98-9640	1	Cover-Pump



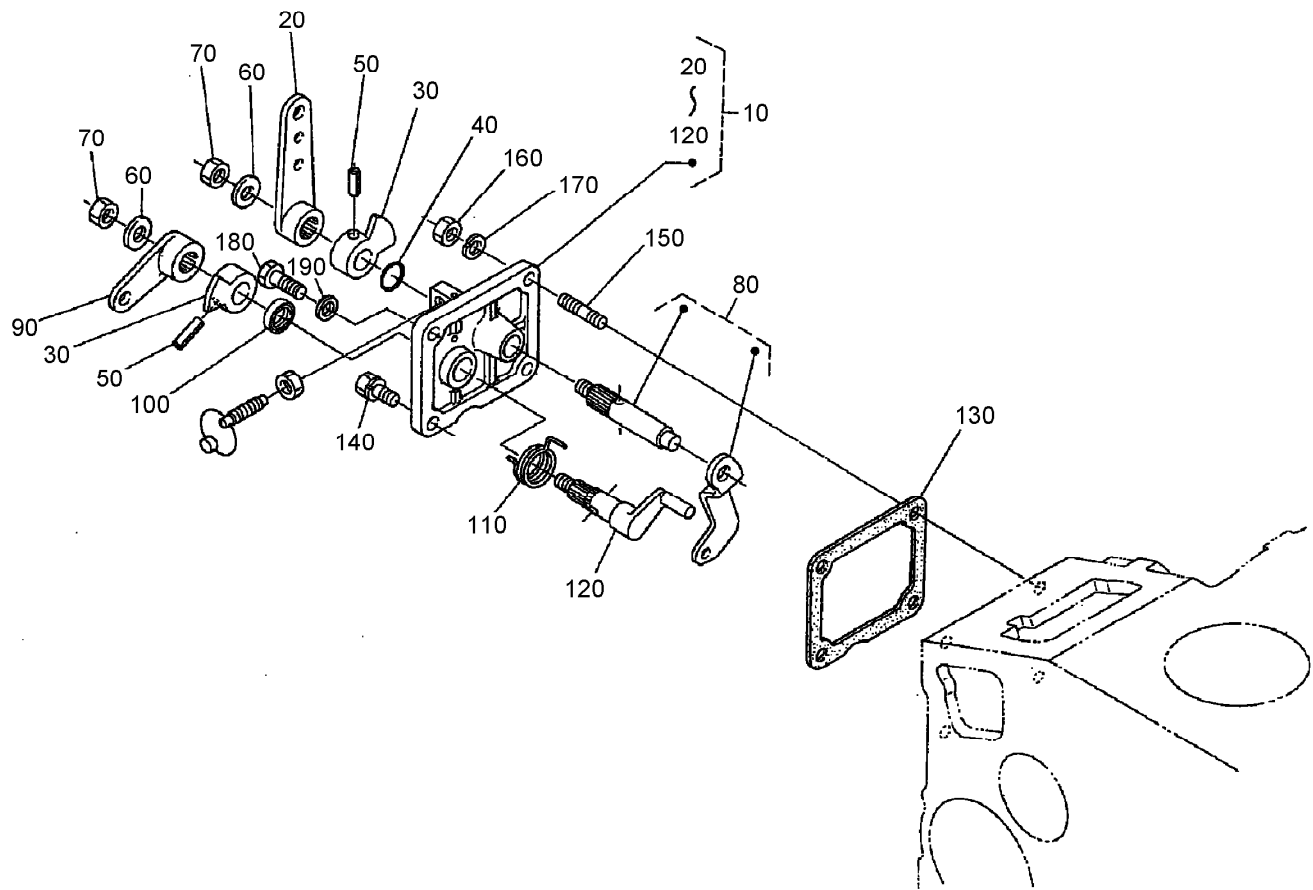
Injection Pump Assembly

<i>Ref.</i>	<i>Part Number</i>	<i>Qty.</i>	<i>Description</i>
10	98-9596	1	Joint-Eye
50	98-9643	1	Injection Pump ASM
60	98-9457	1	Shim-Injection (0.25Mm)
60	98-9456	1	Shim-Injection (0.20Mm)
70	98-9458	1	Shim-Injection (0.30Mm)
80	98-9361	2	Bolt-HSH
90	98-9438	2	Stud
100	98-9440	2	Nut-Cap
110	98-7699	4	Washer-Spring
120	98-9464	1	Bolt-Joint
130	98-9445	2	Gasket
140	98-9430	1	Screw
150	98-9446	1	Gasket
160	98-9466	1	Plug
170	98-9451	1	Gasket



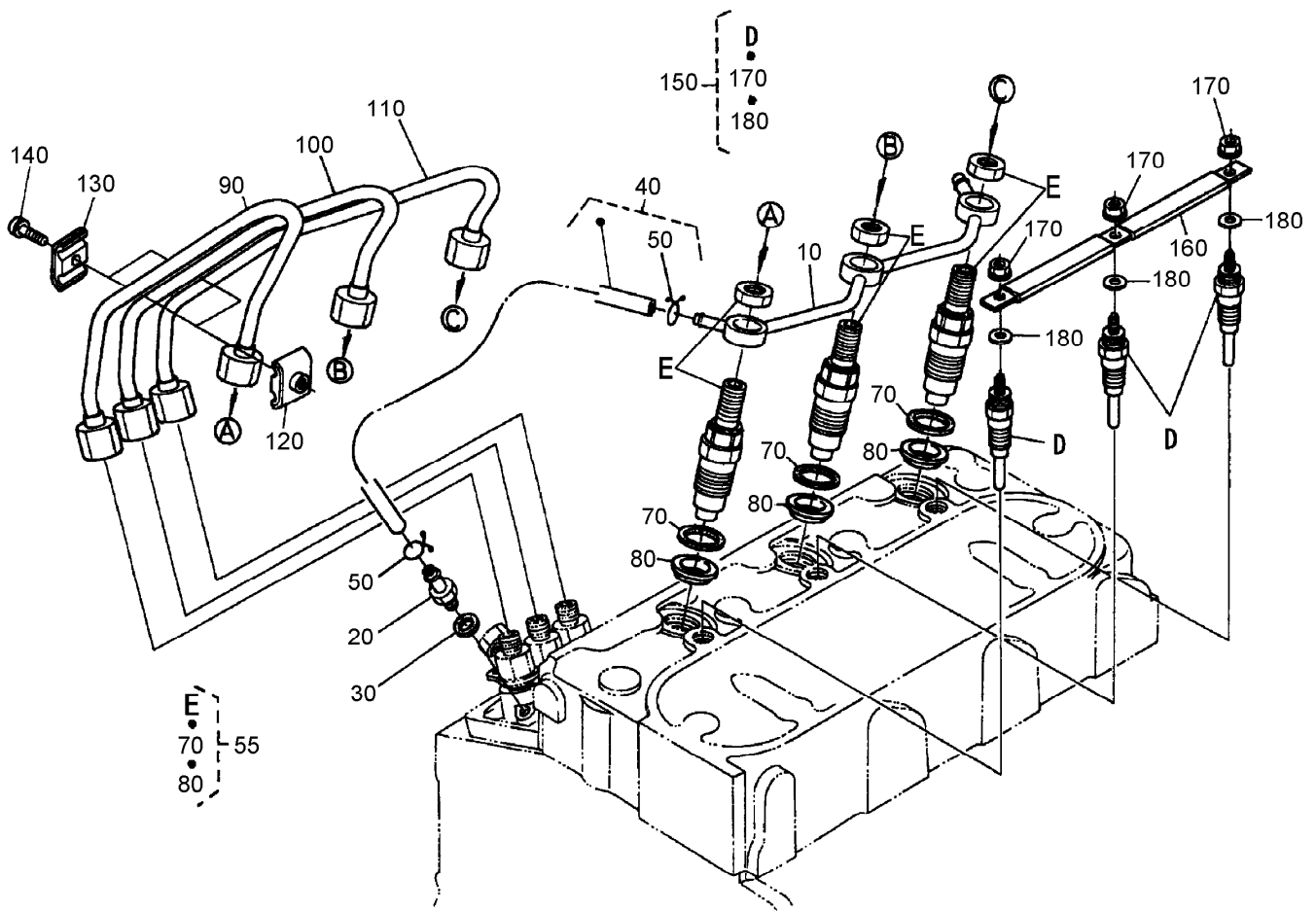
Governor Assembly

<i>Ref.</i>	<i>Part Number</i>	<i>Qty.</i>	<i>Description</i>
10	105-3786	1	Spring-Start
20	107-7839	1	Spring-Governor
30	107-7840	1	Fork Lever ASM
35	98-9692	2	Roller
36	107-9083	1	Lever-Thrust
40	107-9084	1	Lever-Fork
50	107-9085	1	Shaft-Lever, Fork
60	107-9086	1	Shaft-Lever, Fork
70	98-9570	1	Bearing-Miniaturize
80	98-9569	1	Cover-Shaft, Fork Lever
90	98-9682	1	Gasket
100	98-9351	2	Bolt
110	98-9567	1	Collar
120	98-9571	1	Bearing-Miniaturize



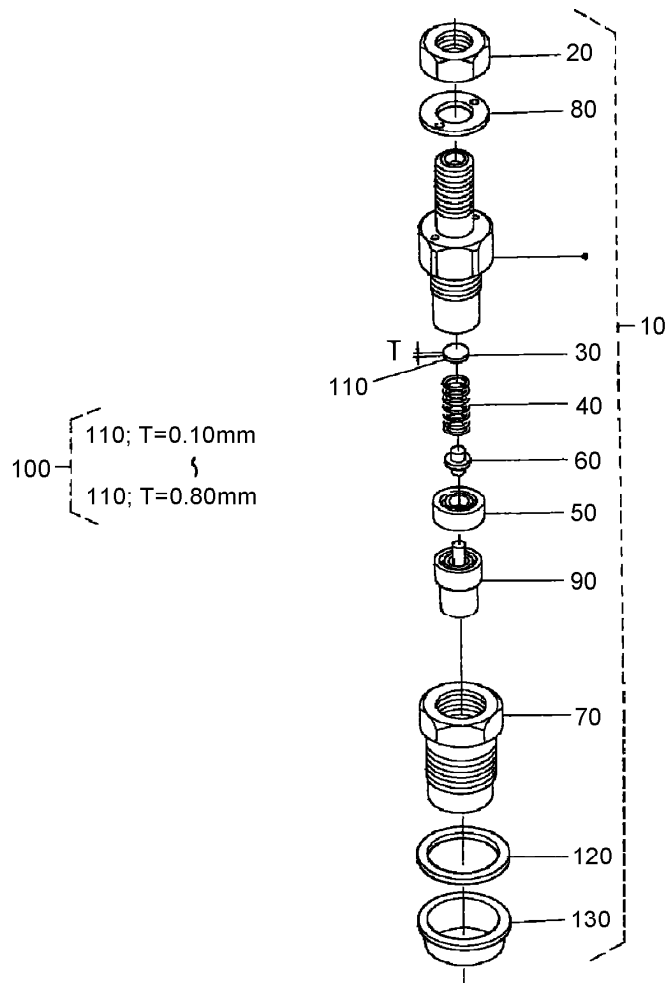
Speed Control Plate Assembly

<i>Ref.</i>	<i>Part Number</i>	<i>Qty.</i>	<i>Description</i>
10	105-3735	1	Control Plate ASM
20	98-9662	1	Lever-Control, Speed
30	98-9572	2	Lever-Control, Speed
40	105-3788	1	O-Ring
50	98-7602	2	Pin-Spring
60	98-9594	2	Washer-Plain
70	98-9589	2	Nut
80	98-9658	1	Governor Lever ASM
90	98-9663	1	Lever-Stop, Engine
100	98-7601	1	Seal-Oil
110	98-9472	1	Spring-Return
120	98-9664	1	Shaft-Lever, Stop
130	98-9637	1	Gasket
140	98-7692	1	Bolt
150	105-3710	2	Stud
160	98-7572	2	Nut
170	98-7699	2	Washer-Spring
180	99-8348	1	Bolt
190	98-7654	2	Gasket



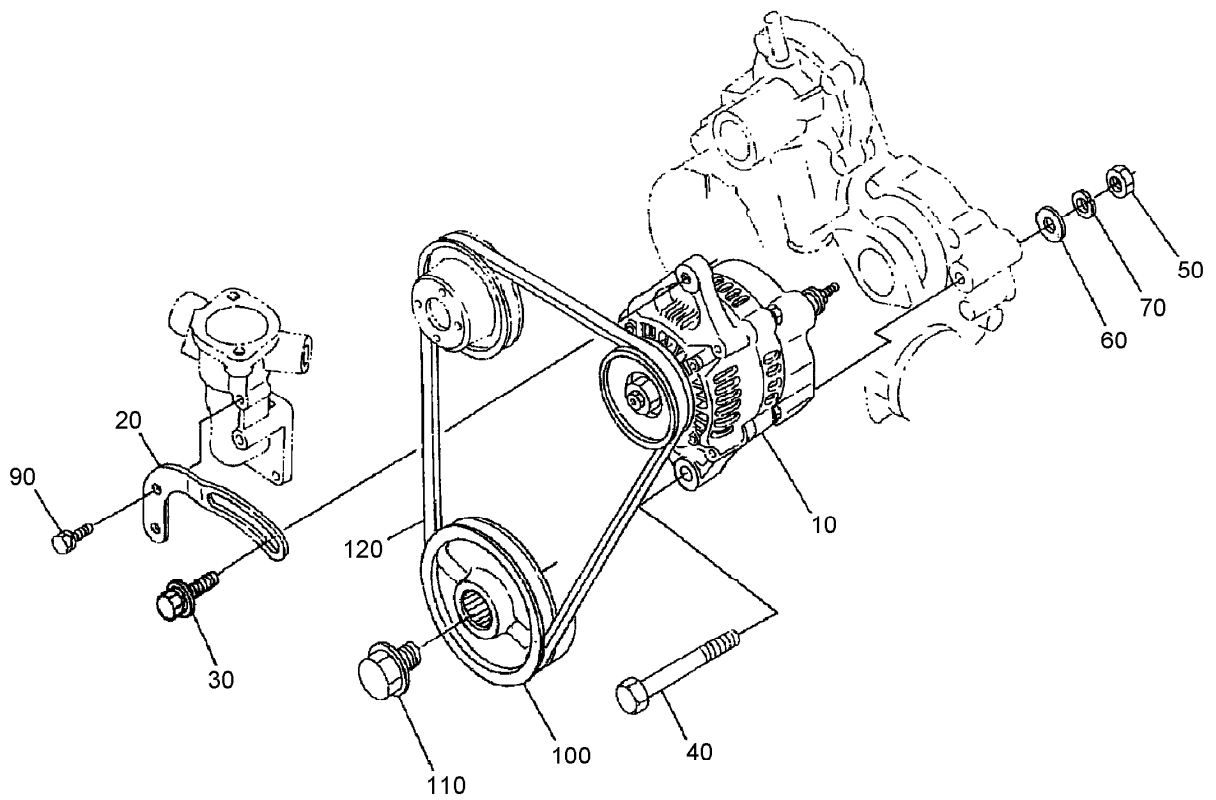
Nozzle Holder and Glow Plug Assembly

Ref.	Part Number	Qty.	Description
10	98-9620	1	Overflow Pipe ASM
20	98-9431	1	Screw-Bleeder, Air
30	98-7654	1	Gasket
40	98-9420	1	Overflow Pipe ASM
50	98-7671	2	Clip-Pipe
55	108-2866	3	Nozzle Holder Kit
70	107-7841	3	Gasket
80	107-7842	3	Seal-Heat
90	98-9622	1	Pipe-Injection
100	98-9654	1	Pipe-Injection
110	98-9655	1	Pipe-Injection
120	98-7682	2	Clamp-Pipe
130	98-7683	2	Clamp-Pipe
140	98-7684	2	Screw (W/Washer)
150	100-1854	3	Plug-Glow
160	98-9631	1	Cord-Plug, Glow
170	99-8377	3	Nut-Flange
180	99-8378	3	Washer-Plain



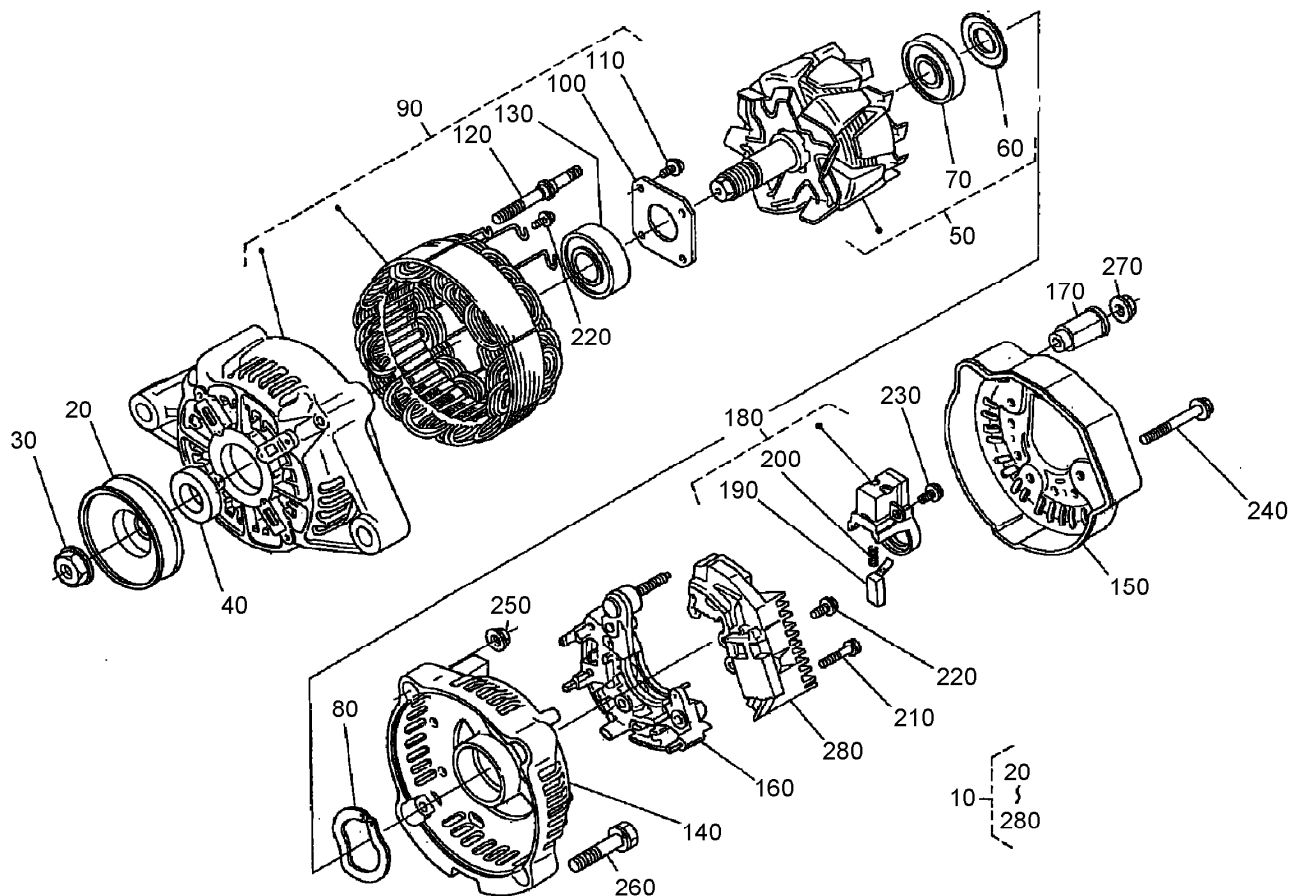
Nozzle Holder Assembly

Ref.	Part Number	Qty.	Description
10	108-2866	3	Nozzle Holder Kit
20	99-8301	3	Nut
30	99-8302	3	Washer-Adjusting
40	99-8303	3	Spring-Nozzle
50	99-8304	3	Spacer-Distance
60	99-8305	3	Rod-Push
70	99-8306	3	Nut-Nozzle
80	99-8307	3	Washer-Plain
90	107-7826	3	Piece-Nozzle
100	99-8309	3	Adjusting Washer ASM
110	99-8310	3	Washer-Adjust (0.10Mm)
110	99-8311	3	Washer-Adjust (0.20Mm)
110	99-8312	3	Washer-Adjust (0.30Mm)
110	99-8313	3	Washer-Adjust (0.40Mm)
110	99-8314	3	Washer-Adjust (0.50Mm)
110	99-8315	3	Washer-Adjust (0.52Mm)
110	99-8316	3	Washer-Adjust (0.54Mm)
110	99-8317	3	Washer-Adjust (0.56Mm)
110	99-8318	3	Washer-Adjust (0.58Mm)
110	99-8319	3	Washer-Adjust (0.80Mm)
120	107-7841	3	Gasket
130	107-7842	3	Seal-Heat



Alternator and Pulley Assembly

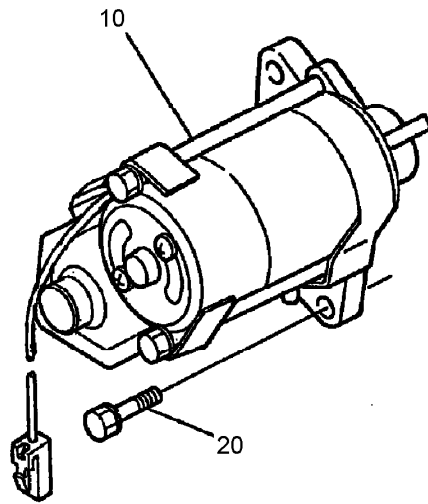
<i>Ref.</i>	<i>Part Number</i>	<i>Qty.</i>	<i>Description</i>
10	98-9474	1	Alternator ASM
20	98-9573	1	Stay-Dynamo
30	108-7088	1	Bolt
40	98-9360	1	Bolt
50	98-7737	1	Nut
60	98-9366	1	Washer-Plain
70	98-7738	1	Washer-Spring
90	98-7692	1	Bolt
100	99-3456	1	Pulley-Drive, Fan
110	98-9585	1	Bolt
120	99-3467	1	V-Belt



Alternator (Component Part) Assembly

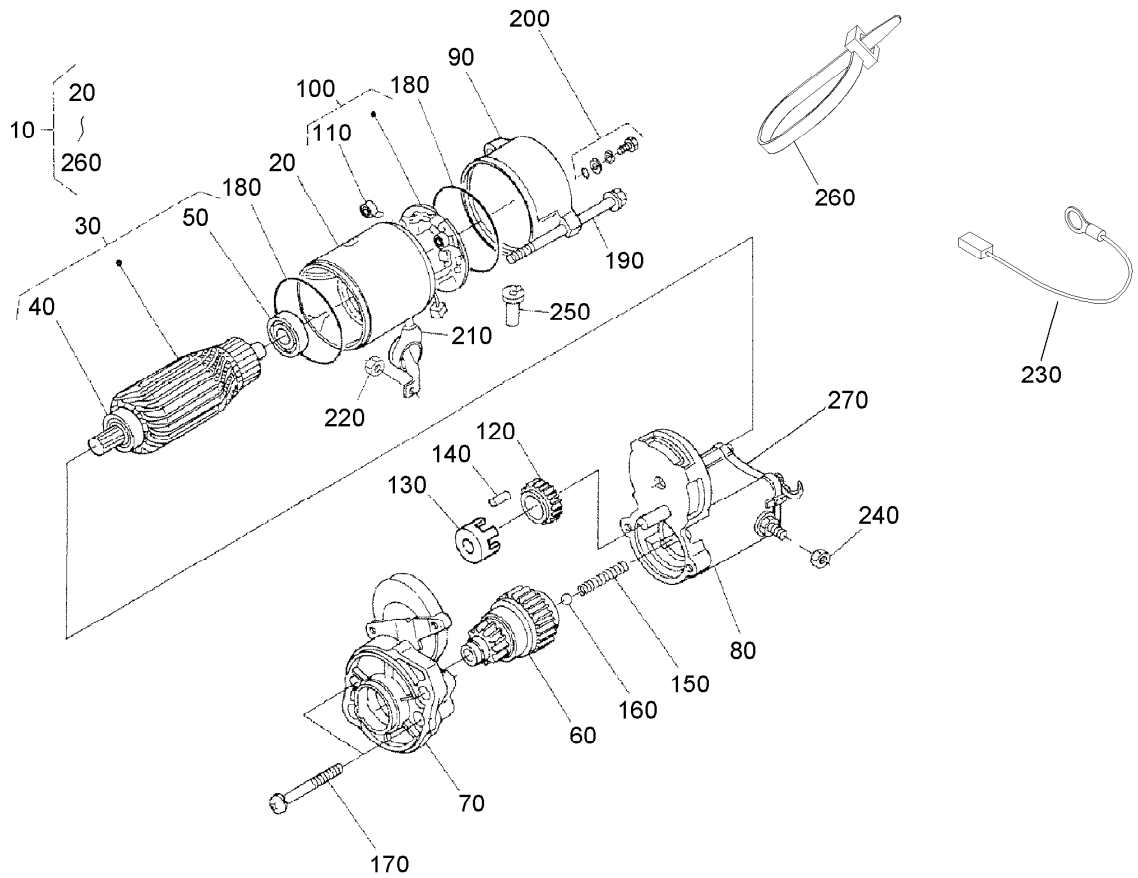
Ref.	Part Number	Qty.	Description
10	98-9474	1	Alternator ASM
20	98-9453	1	Pulley-Dynamo
30	98-7708	1	Nut
40	98-7709	1	Collar
50	107-0136	1	Rotor ASM
60	98-7711	1	Cover-Bearing
70	107-0138	1	Bearing-Ball
80	98-7713	1	Washer-Thrust
90	107-0139	1	Drive End Frame ASM
100	98-7715	1	Plate-Retainer
110	98-7716	4	Screw-Head, Round
120	98-7717	2	Bolt-Through
130	107-0137	1	Bearing-Ball
140	107-9087	1	Frame-End

Ref.	Part Number	Qty.	Description
150	107-0140	1	Cover-End
160	98-9476	1	Rectifier ASM
170	98-7722	1	Bushing-Insulation
180	107-0141	1	Brush Holder ASM
190	98-7724	2	Brush
200	98-7725	2	Spring-Brush
210	98-7726	2	Screw-Head, Round
220	98-7727	6	Screw-Head, Round
230	98-7728	1	Screw-Head, Round
240	98-7729	3	Bolt
250	98-7730	2	Nut
260	98-7731	2	Bolt
270	98-7732	1	Nut
280	107-9088	1	Regulator ASM



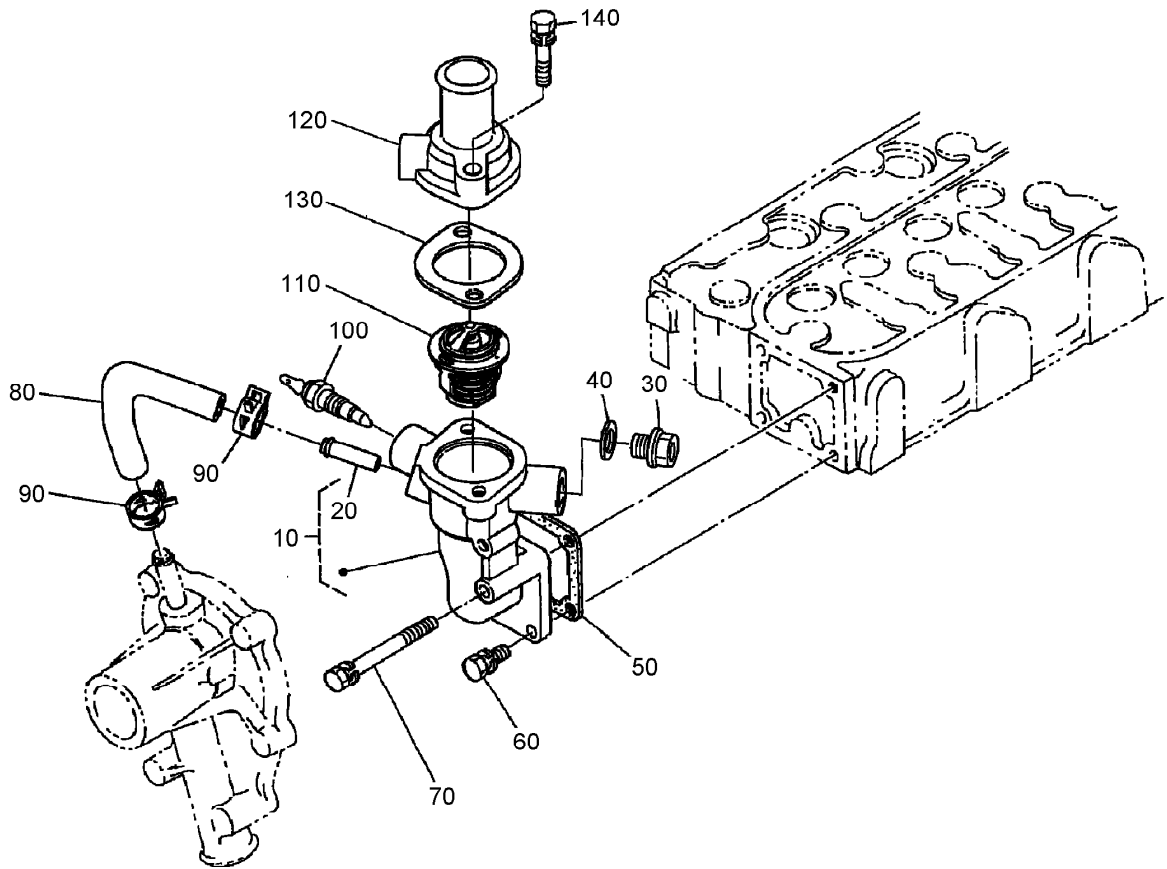
Starter Installation Assembly

<i>Ref.</i>	<i>Part Number</i>	<i>Qty.</i>	<i>Description</i>
10	98-9705	1	Starter ASM
20	98-7697	2	Bolt



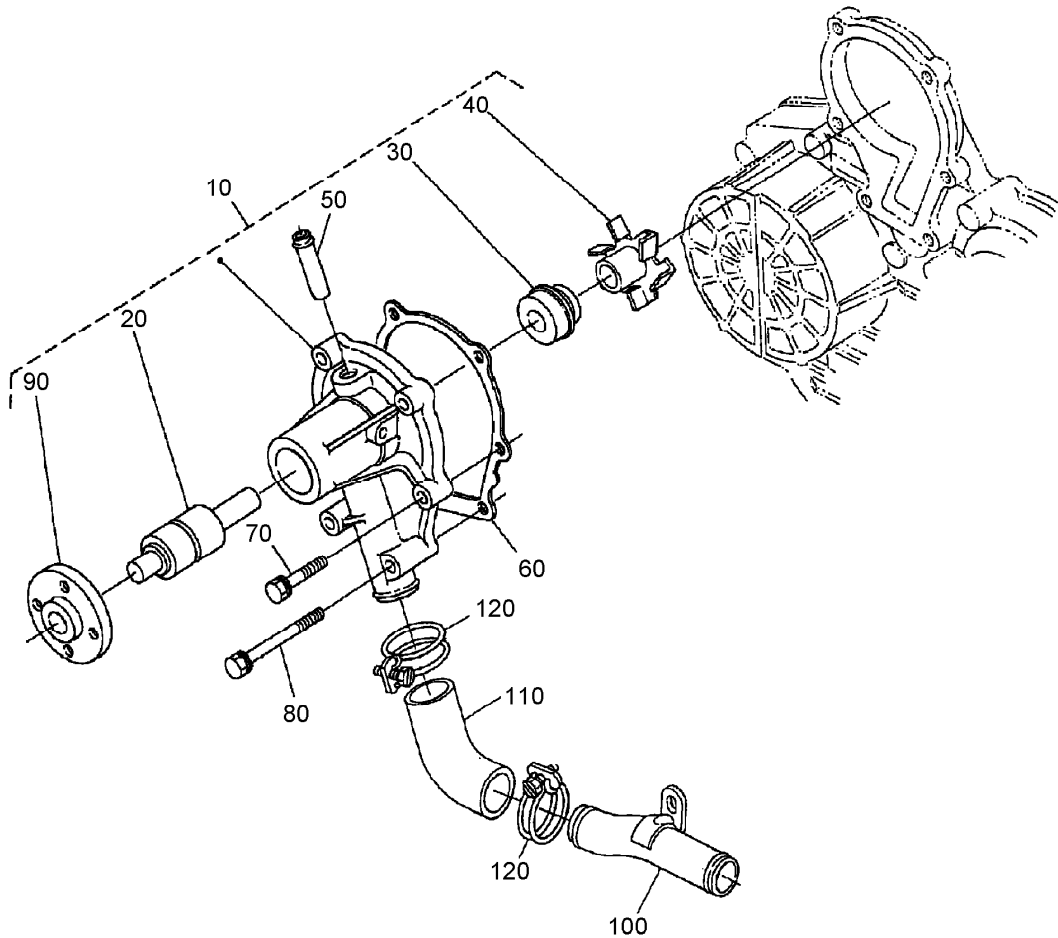
Starter (Component Part) Assembly

<i>Ref.</i>	<i>Part Number</i>	<i>Qty.</i>	<i>Description</i>	<i>Ref.</i>	<i>Part Number</i>	<i>Qty.</i>	<i>Description</i>
10	98-9705	1	Starter ASM	150	98-7754	1	Spring
20	104-8608	1	Yoke ASM	160	98-7755	1	Ball
30	98-7742	1	Armature ASM	170	98-7756	2	Bolt
40	98-7744	1	Bearing	180	98-7757	2	O-Ring
50	98-7743	1	Bearing	190	100-9240	2	Bolt
60	99-8373	1	Clutch-Running, Over	200	98-7758	2	Bolt ASM
70	99-8374	1	Frame-End, Drive	210	99-8375	1	Cover
80	105-3746	1	Magnetic Switch ASM	220	99-8371	1	Nut-Hex
90	98-7748	1	Frame-End	230	98-9711	1	Cord-Solenoid, Stop
100	98-7749	1	Brush Holder ASM	240	99-8376	1	Nut-Hex
110	98-7750	4	Spring-Brush	250	98-7759	1	Pipe-Drain
120	98-7751	1	Gear	260	98-9712	1	Band-Cover
130	98-7752	1	Retainer	270	105-2886	1	Cover ASM
140	98-7753	5	Roller				



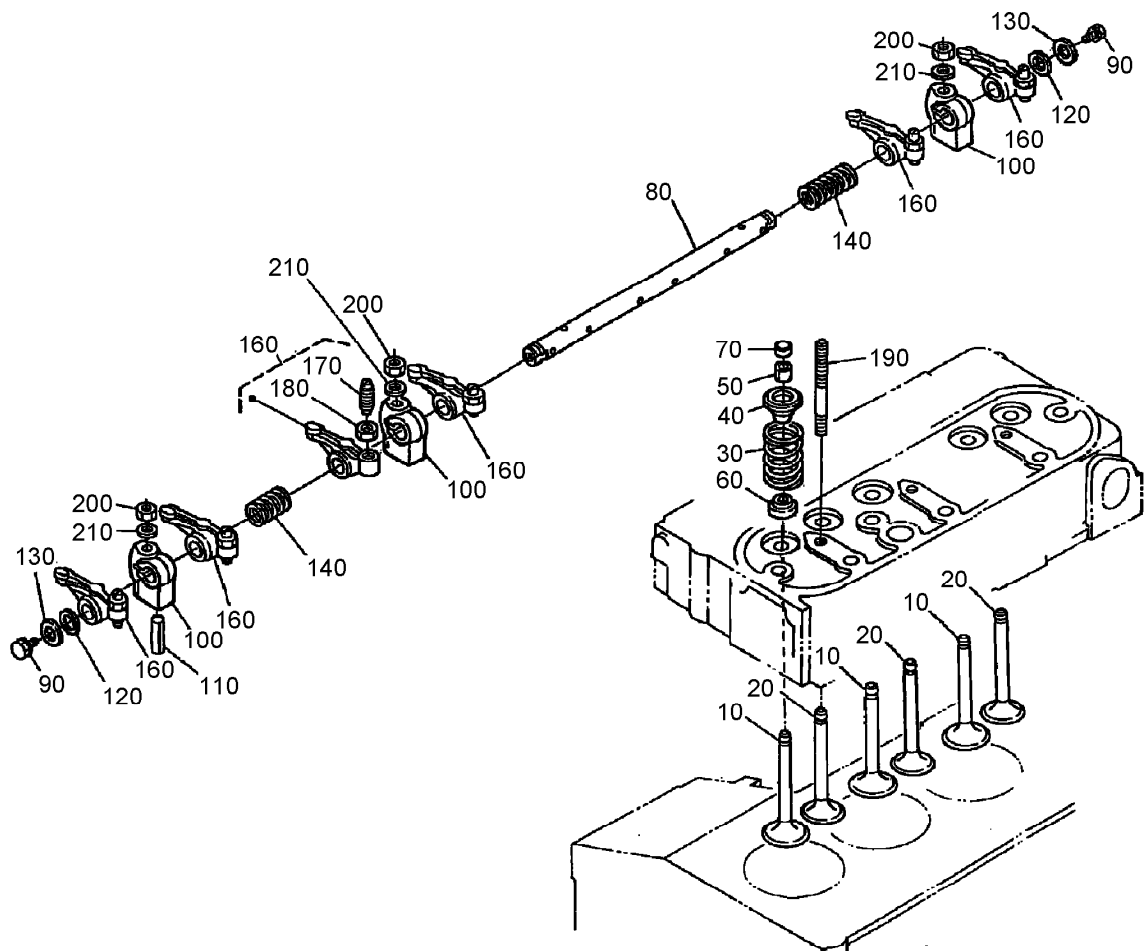
Water Flange and Thermostat Assembly

<i>Ref.</i>	<i>Part Number</i>	<i>Qty.</i>	<i>Description</i>
10	98-9713	1	Water Flange ASM
20	98-9580	1	Pipe-Return, Water
30	105-3747	1	Plug
40	99-3583	1	Gasket
50	98-9638	1	Gasket-Flange, Water
60	98-7692	3	Bolt
70	98-9356	1	Bolt
80	98-9578	1	Pipe-Return, Water
90	98-9579	2	Band-Pipe
100	98-9719	1	Thermoswitch
110	98-7778	1	Thermostat ASM
120	98-9471	1	Cover-Thermostat
130	105-3748	1	Gasket-Thermostat
140	98-7777	2	Bolt



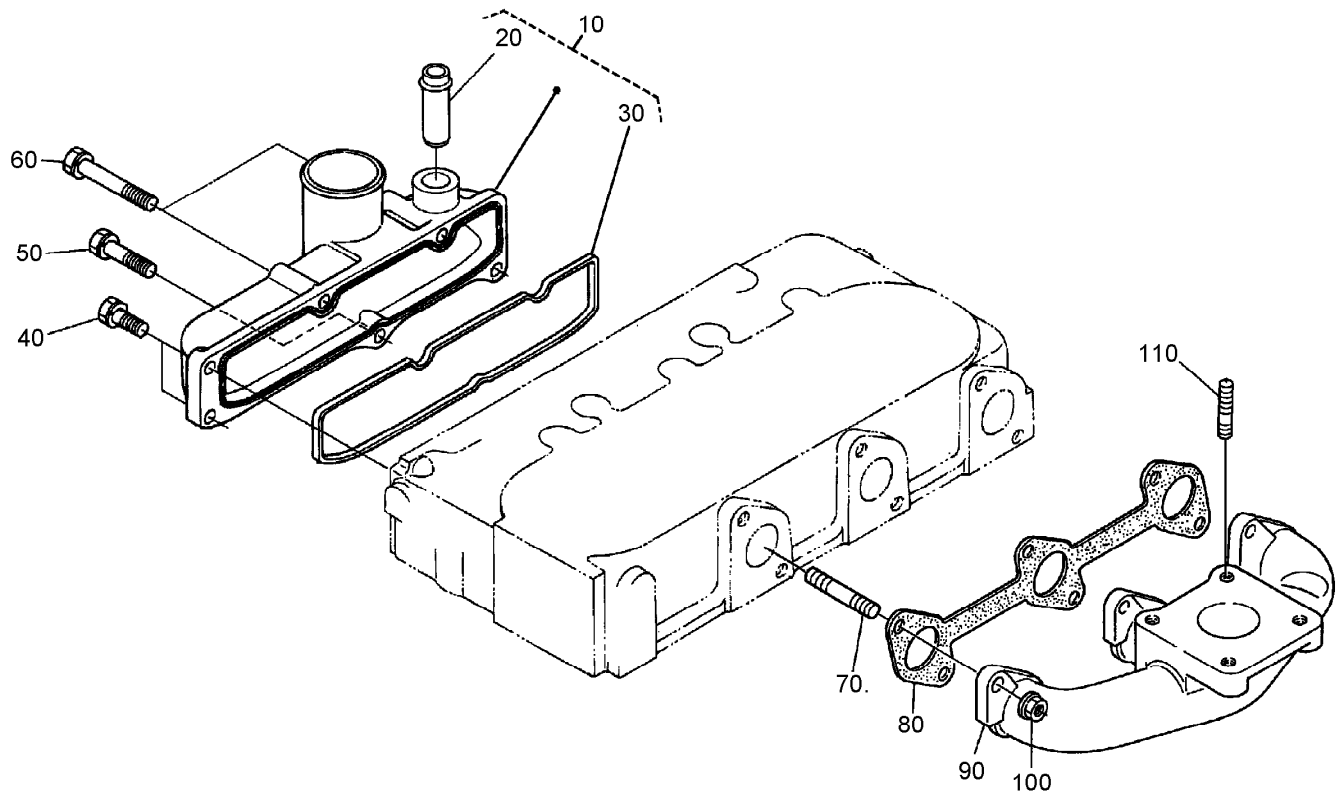
Water Pump and Pipe Assembly

<i>Ref.</i>	<i>Part Number</i>	<i>Qty.</i>	<i>Description</i>
10	107-9089	1	Water Pump ASM
20	99-3517	1	Bearing-Pump, Water
30	105-3750	1	Mechanical Seal ASM
40	99-3519	1	Impeller-Pump, Water
50	98-9577	1	Pipe-Return, Water
60	99-3454	1	Gasket-Pump, Water
70	98-9353	4	Bolt
80	107-9090	2	Bolt
90	99-3516	4	Flange-Pump, Water
100	98-9716	1	Pipe-Water
110	107-9091	1	Pipe-Water
120	98-9717	2	Clamp



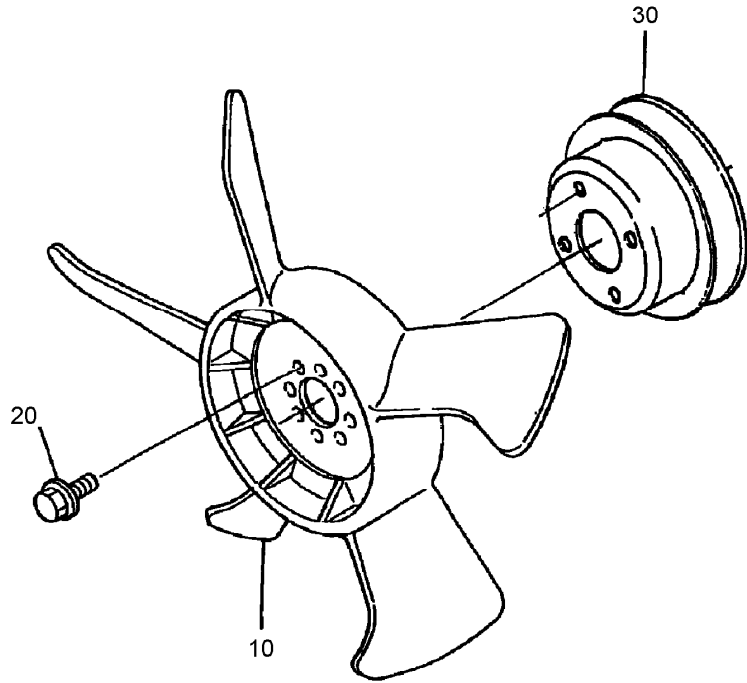
Valve and Rocker Arm Assembly

<i>Ref.</i>	<i>Part Number</i>	<i>Qty.</i>	<i>Description</i>
10	98-9494	3	Valve-Inlet
20	98-9495	3	Valve-Exhaust
30	98-9648	6	Spring-Valve
40	107-9092	6	Retainer-Spring
50	98-9390	6	Collet-Spring, Valve
60	99-8385	6	Seal-Stem, Valve
70	98-9497	6	Cap-Valve
80	105-3790	1	R-Arm Shaft ASM
90	100-9265	2	Bolt
100	98-9505	3	Bracket-Arm, Rocker
110	105-3758	1	Pin-Spring
120	98-9507	2	Washer-Shaft, R-Arm
130	3256-1	2	Washer-Flat
140	98-9504	2	Spring-Arm, Rocker
160	98-9501	6	Rocker Arm ASM
170	98-9502	6	Screw-Adjusting
180	98-9503	6	Nut
190	98-9506	3	Stud
200	98-9393	3	Nut
210	98-9385	3	Washer-Flat



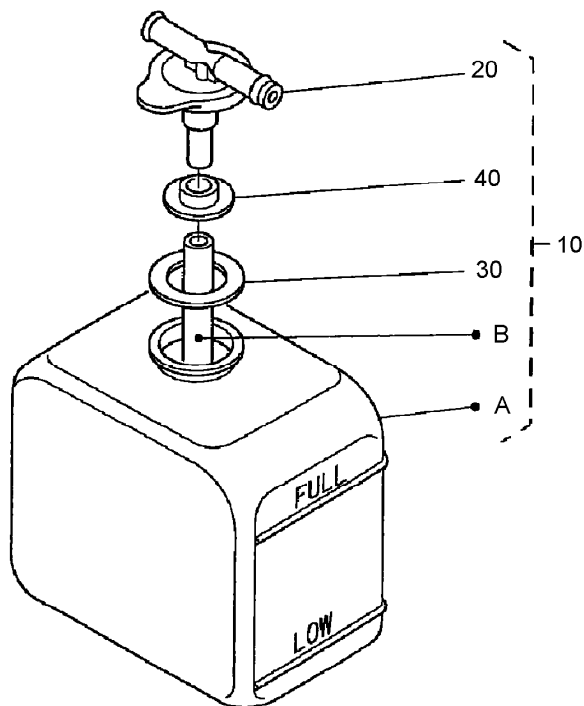
Inlet and Exhaust Manifold Assembly

<i>Ref.</i>	<i>Part Number</i>	<i>Qty.</i>	<i>Description</i>
10	107-7843	1	Manifold Inlet ASM
20	98-9492	1	Joint-Pipe, Breather
30	98-9609	1	Gasket-Manifold, Inlet
40	98-7605	3	Bolt
50	98-9353	1	Bolt
60	105-3797	2	Bolt
70	98-9588	6	Stud
80	98-9610	1	Gasket
90	107-9093	1	Manifold-Exhaust
100	98-9665	6	Nut
110	98-7769	4	Stud



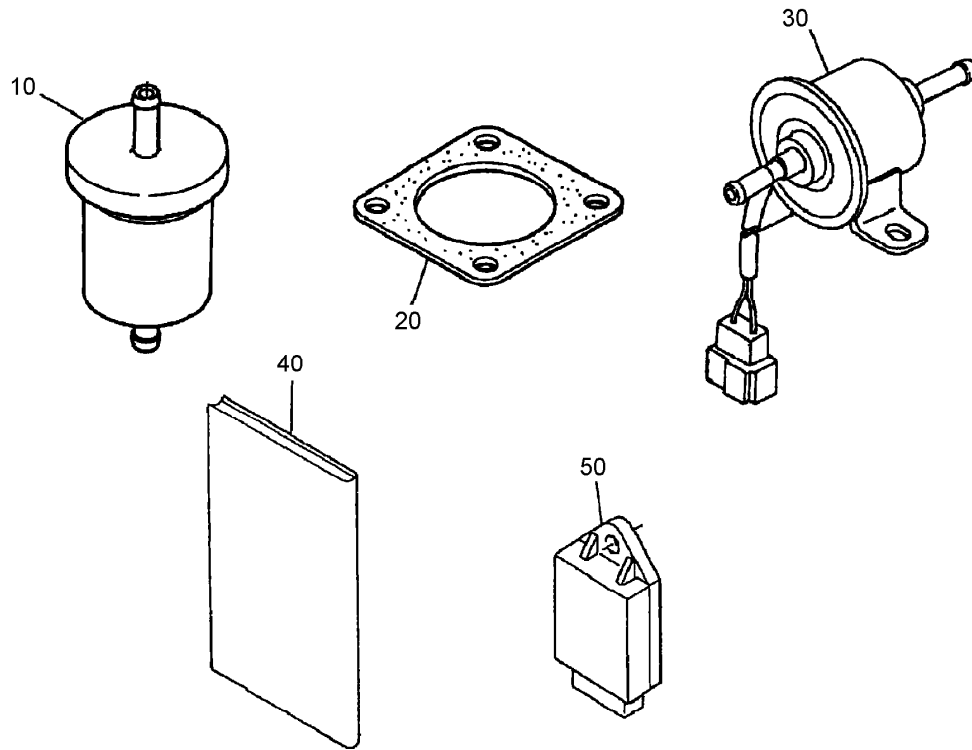
Fan Assembly

<i>Ref.</i>	<i>Part Number</i>	<i>Qty.</i>	<i>Description</i>
10	99-3461	1	Fan
20	99-8363	4	Bolt-Flange
30	99-3453	1	Pulley-Fan



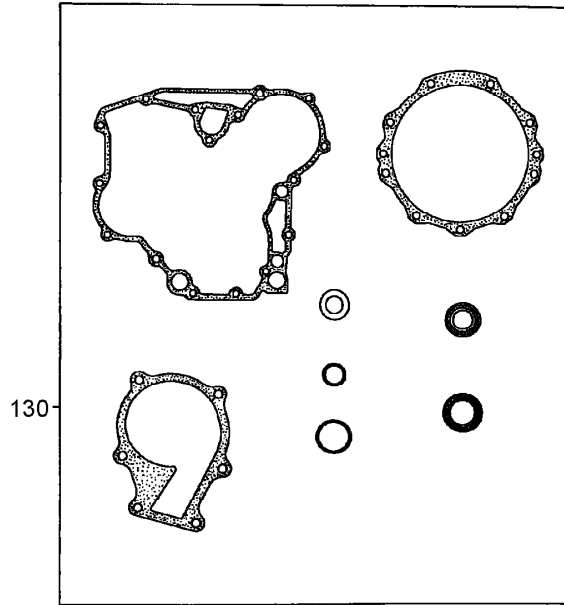
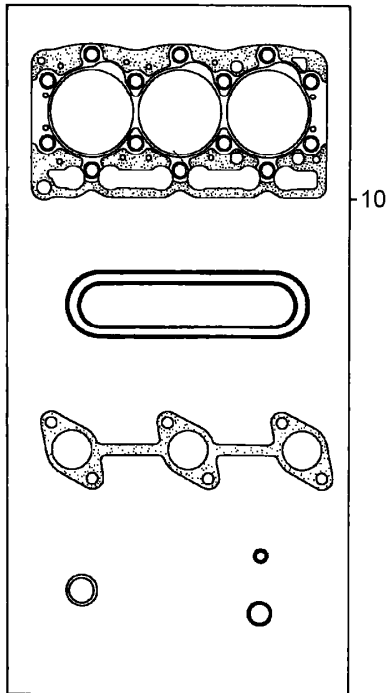
Reserve Tank Assembly

<i>Ref.</i>	<i>Part Number</i>	<i>Qty.</i>	<i>Description</i>
10	104-9318	1	Overflow Bottle ASM
20	105-3754	1	Cap
30	105-3755	1	Gasket
40	105-3756	1	Plate



Fuel Pump and Filter, Muffler Gasket, Glow Controller and Operator Manual

<i>Ref.</i>	<i>Part Number</i>	<i>Qty.</i>	<i>Description</i>
10	98-7612	1	Filter-Fuel
20	99-8343	1	Gasket-Muffler
30	107-0122	1	Pump-Fuel, Electric
40	99-8954	1	Manual-Kubota
50	98-7611	1	Controller-Glow



Gasket Kits

<i>Ref.</i>	<i>Part Number</i>	<i>Qty.</i>	<i>Description</i>
10	107-7848	1	Upper Gasket Kit
130	107-9095	1	Lower Gasket Kit

Attachments and Accessories

For 03200 Reelmaster 3100-D

Product Name	Model/Part
5-Blade 27in Reel Mower.....	03210
5-Blade 32in Reel Mower.....	03212
27 Inch Verticutting Reel.....	03217
27 Inch Lift Arm Kit.....	03220
32 Inch Lift Arm Kit.....	03221
Standard Seat Kit.....	03224
Basket Kit	03227
27 inch Wiehle Roller Kit (3 inch Dia)	03233
32 inch Wiehle Roller Kit (3 inch dia).....	03234
8-Blade 27in Reel Mower.....	03237
8-Blade 32in Reel Mower.....	03238
11-Blade 27in Reel Mower	03239
27 inch Full Roller Kit	03440
32 inch Full Roller Kit	03479
Turf Evaluator	04399
27 inch Bedknife-Highcut.....	104-1380
32 inch Bedknife-Highcut.....	104-1381
High HOC Support Kit.....	104-1395
27 inch Wiehle Roller Scraper Kit (3 inch Dia).....	104-1398
32 inch Wiehle Roller Scraper Kit (3 inch dia)	104-1399
27in Bedknife-Lowcut	105-6785
Adjustment Gauge Bar ASM.....	13-8199
Brush and Handle Kit.....	29-9100
Arm Rest Kit.....	30707
27 inch Full Roller Scraper Kit.....	60-9560
27 inch Sectional Roller ASM.....	62-4970
27 inch Anti-Scalp Roller ASM	63-5090
27 inch Comb Kit	67-9400
Fixed Cutting Unit Kit	93-6915
27 inch and 32 inch Skid Kit.....	94-3664
32 inch Full Roller Scraper Kit.....	94-5080
32 inch Anti-Scalp Roller ASM.....	94-5981
32 inch Sectional Roller ASM.....	94-5982

Notes:

Notes:



Count on it.